Taxiway Tango
Soil Characterization Report
Martin State Airport
701 Wilson Point Road
Middle River, Maryland

Prepared for:

Lockheed Martin Corporation

Prepared by:

Tetra Tech, Inc.

February 2014

Michael Martin, P.G.
Regional Manager

Amy McGivney
Project Manager

TABLE OF CONTENTS

Section **Page**

ACRONYMS ..... **v**

1 INTRODUCTION **1-1**

2 SITE BACKGROUND **2-1**

2.1 SITE DESCRIPTION 2-1

2.1.1 Location 2-1

2.1.2 History 2-1

2.1.3 Current Conditions 2-2

2.1.4 Land Use 2-3

2.1.5 Climate 2-3

2.1.6 Physiography 2-4

2.1.7 Topography 2-4

2.1.8 Surface Water Hydrology 2-5

2.1.9 Geology and Hydrogeology 2-6

2.1.10 Vicinity Subsurface Conditions 2-7

2.2 DUMP ROAD AREAS OF CONCERN 2-8

2.3 TAXIWAY TANGO CONSTRUCTION HISTORY 2-11

2.4 ENVIRONMENTAL INVESTIGATION HISTORY 2-12

2.4.1 Preliminary Assessment 2-12

2.4.2 Geophysical Survey and Drum Discovery 2-13

2.4.3 March 2000: Source Identification and Assessment Program 2-13

2.4.4 2005 Additional Soil and Sediment Sampling 2-13

2.4.5 Fall/Winter 2007/2008: Soil and Groundwater Investigation Data Report 2-14

2.4.6 2012 Taxiway Tango Characterization 2-15

TABLE OF CONTENTS (continued)

Section **Page**

3 INVESTIGATION APPROACH AND METHODOLOGY 3-1

3.1 FIELD METHODOLOGY 3-1

3.1.1 Mobilization/Demobilization 3-2

3.1.2 Site Access, Permits, and Utility Clearance 3-3

3.1.3 Geophysical Investigation 3-4

3.1.4 Soil Borings 3-6

3.1.5 Soil Sample Analyses 3-8

3.1.6 General Sampling Procedures, Nomenclature, and Handling 3-8

3.1.7 Surveying 3-9

3.1.8 Equipment Decontamination 3-9

3.1.9 Waste Management 3-10

3.1.10 Site Restoration 3-10

3.2 DATA MANAGEMENT 3-10

3.2.1 Data Tracking and Control 3-11

3.2.2 Data Verification 3-11

3.2.3 Project Data Compilation 3-11

3.2.4 Geographical Information System 3-12

3.2.5 Data Validation 3-12

4 RESULTS 4-1

4.1 GEOPHYSICAL INVESTIGATIONS 4-1

4.1.1 EM-61 Results 4-1

4.1.2 EM-31 Results 4-2

4.1.3 Ground-Penetrating Radar Results 4-2

TABLE OF CONTENTS (continued)

Section **Page**

4.2 SUBSURFACE LITHOLOGY AND OBSERVATIONS 4-2

4.3 SOIL BORINGS AND SAMPLING RESULTS 4-3

4.3.1 Volatile Organic Compounds 4-5

4.3.2 SVOCs and Benzo(a)pyrene-Equivalent Concentration 4-5

4.3.3 Metals 4-6

4.3.4 PCBs 4-6

4.3.5 Total Petroleum Hydrocarbons 4-6

4.4 COMPARISON OF SUBSURFACE FINDINGS ACROSS THE DUMP ROAD AREA 4-7

4.5 HUMAN HEALTH RISK EVALUATION 4-8

5 SUMMARY 5-1

5.1 SUMMARY 5-1

5.2 FINDINGS 5-1

6 REFERENCES 6-1

APPENDICES

APPENDIX A—1956 U.S. ARMY CORPS OF ENGINEERS ENGINEERING PLAN

APPENDIX B—SUMMARY OF PREVIOUS DUMP ROAD AREA INVESTIGATIONS

APPENDIX C—PERMITS, MISS UTILITY CLEARANCE, AND UTILITY CLEARANCE REPORT

APPENDIX D—INVESTIGATION-DERIVED WASTE DOCUMENTATION
APPENDIX E—CHEMICAL DATA TABLES

APPENDIX E—CHEMICAL-DATA TABLES

APPENDIX F—DATA VALIDATION REPORTS AND CHAINS OF CUSTODY

APPENDIX G—PHOTOGRAPHS

APPENDIX H—SOIL BORING LOGS AND SAMPLE RECORD SHEETS

APPENDIX I—GEOPHYSICAL SURVEY REPORT

TABLE OF CONTENTS (continued)

APPENDICES (continued)

APPENDIX J—CALCULATION OF BENZO(A)PYRENE-EQUIVALENT CONCENTRATIONS

APPENDIX K—RISK EVALUATION SUPPORTING INFORMATION

LIST OF FIGURES

Page

Figure 1-1 Martin State Airport and Dump Road Area Site Location Map 1-3
Figure 2-1 Historical Features and Areas of Concern 2-17
Figure 2-2 Taxiway Tango and Dump Road Area 2-18
Figure 3-1 2013 Geophysical Survey Area and Soil Boring Location Maps 3-15
Figure 4-1 2013 EM-61 Results, Geophysical Survey 4-23
Figure 4-2 2013 EM-31 In-phase Conductivity Results, Geophysical Survey 4-24
Figure 4-3 2013 EM-31 Terrain Conductivity Results, Geophysical Survey 4-25
Figure 4-4 Soil Concentrations Exceeding MDE Cleanup Criteria 4-26

LIST OF TABLES

Page

Table 3-1 Soil Boring Sample Summary and Rationale 3-13
Table 3-2 Task-Specific Analytical Method Details 3-14
Table 4-1 Frequency of Detection—Chemical Analytical Results 4-9
Table 4-2 Positive Results for Soil Samples 4-11

ACRONYMS

AFCESA	Air Force Civil Engineering Support Agency
ATC	anticipated typical concentration
BaP	benzo(a)pyrene
BaPEq	benzo(a)pyrene equivalent
bgs	below ground surface
BTEX	benzene, toluene, ethylbenzene, and xylenes
cis-1,2-DCE	*cis*-1,2-dichloroethene
COC	chain of custody
cVOC	chlorinated volatile organic compound
DA	Drum Area
DCE	dichloroethene
DPT	direct-push technology
DRA	Dump Road Area
DRO	diesel-range organics
DR-SB	Dump Road soil boring
DR-TP	Dump Road test pit
DTW	depth to water
EDD	electronic data deliverable
EESH	energy, environment, safety, and health
EGIS	environmental geographic information system
EM	electromagnetic
Enviroscan	Enviroscan, Inc.
FAA	Federal Aviation Administration
ft/day	feet per day
GIS	geographic information system
GPR	ground-penetrating radar
GPS	global positioning system
GRO	gasoline-range organics
GSP	Greater Strawberry Point
HASP	health and safety plan
HHRA	human health risk assessment
HI	hazard index
IDW	investigation-derived waste

ILCR	incremental lifetime cancer risks
Lockheed Martin	Lockheed Martin Corporation
MAA	Maryland Aviation Administration
MDANG	Maryland Air National Guard
MCL	maximum contaminant level
MDE	Maryland Department of the Environment
MES	Maryland Environmental Service
µg/kg	microgram(s) per kilogram
µg/L	microgram(s) per liter
mg/kg	milligram(s) per kilogram
mmho/m	millimho(s) per meter
MIP	membrane-interface probe
MRC	Middle River Complex
MSA	Martin State Airport
NAD	North American Datum
NAVD	North American Vertical Datum
PA	preliminary assessment
PAH	polycyclic aromatic hydrocarbon
PCB	polychlorinated biphenyl
PCE	tetrachloroethene
PDF	portable document format
PHA	Petroleum Hydrocarbon Area
PID	photoionization detector
PM	project manager
PPE	personal protective equipment
ppmv	part(s) per million per volume
PRG(s)	preliminary remedial goal(s)
QA/QC	quality assurance/quality control
RI	remedial investigation
SP	Strawberry Point
SPLP	synthetic potential leaching procedure
SVOC	semivolatile organic compound
TB	trip blank
TCE	trichloroethene (also known as trichloroethylene)
TCLP	toxicity characteristic leaching procedure
TEF	toxicity equivalency factor
Tetra Tech	Tetra Tech, Inc.
TPH	total petroleum hydrocarbon

TT East	Taxiway Tango Area East
TT Median Area	Taxiway Tango Median Anomaly Area
TT North	Taxiway Tango Area North
USACE	United States Army Corps of Engineers
USDOT	United States Department of Transportation
USEPA	United States Environmental Protection Agency
UXO	unexploded ordnance
VC	vinyl chloride
VOC	volatile organic compound

This page intentionally left blank.

Section 1
Introduction

On behalf of Lockheed Martin Corporation (Lockheed Martin), Tetra Tech, Inc. (Tetra Tech) has prepared this report presenting the results of a geophysical survey and soil boring investigation beneath and around Taxiway Tango, near the Dump Road Area (DRA) of Martin State Airport (MSA) in Middle River, Baltimore County, Maryland (Figure 1-1). The Dump Road Area is located along the northeast side of the runway at Martin State Airport and is an area where historical dumping of waste and debris has occurred. A portion of this landfilled debris is known to be in the median between the taxiway and runway, but records and prior investigations at Martin State Airport have been unable to confirm the absence or presence of landfill debris below Taxiway Tango adjacent to the Dump Road Area.

The objective of this soil characterization study was to obtain conclusive evidence whether landfilled waste from the Dump Road Area extends below Taxiway Tango. To that end, a subsurface geophysics investigation, direct observation of soils below Taxiway Tango, and chemical analyses of soil samples were undertaken. The specific components of the Taxiway Tango characterization performed to accomplish this objective were:

- geophysical surveys of portions of Taxiway Tango to identify areas of possibly buried waste, debris, and underground utilities
- advancement of 26 soil borings to determine subsurface soil conditions beneath Taxiway Tango
- collection of soil samples from these soil borings for chemical analyses, to determine the presence and limits of possible waste and soil contamination beneath Taxiway Tango
- laboratory chemical analyses of soil samples
- data validation of analytical results for soil
- evaluation of environmental sampling data
- reporting of the results

This report is organized as follows:

Section 2—Site Background: Briefly describes the site history, current conditions, and previous investigations.

Section 3—Investigation Approach and Methodology: Describes the technical approach to the investigation and describes the field methodologies used.

Section 4—Results: Presents and discusses the results of the field program.

Section 5—Summary: Summarizes the investigation program and findings.

Section 6—References: Cites references used to compile the report.

Map Document: (K:\GProject\MartinStateAirport-LMC\MapDocs\MXD\Maps\MSA and Dump Road Area location map_3 12 12.mxd)
3/12/2012 -- 3:32:09 PM

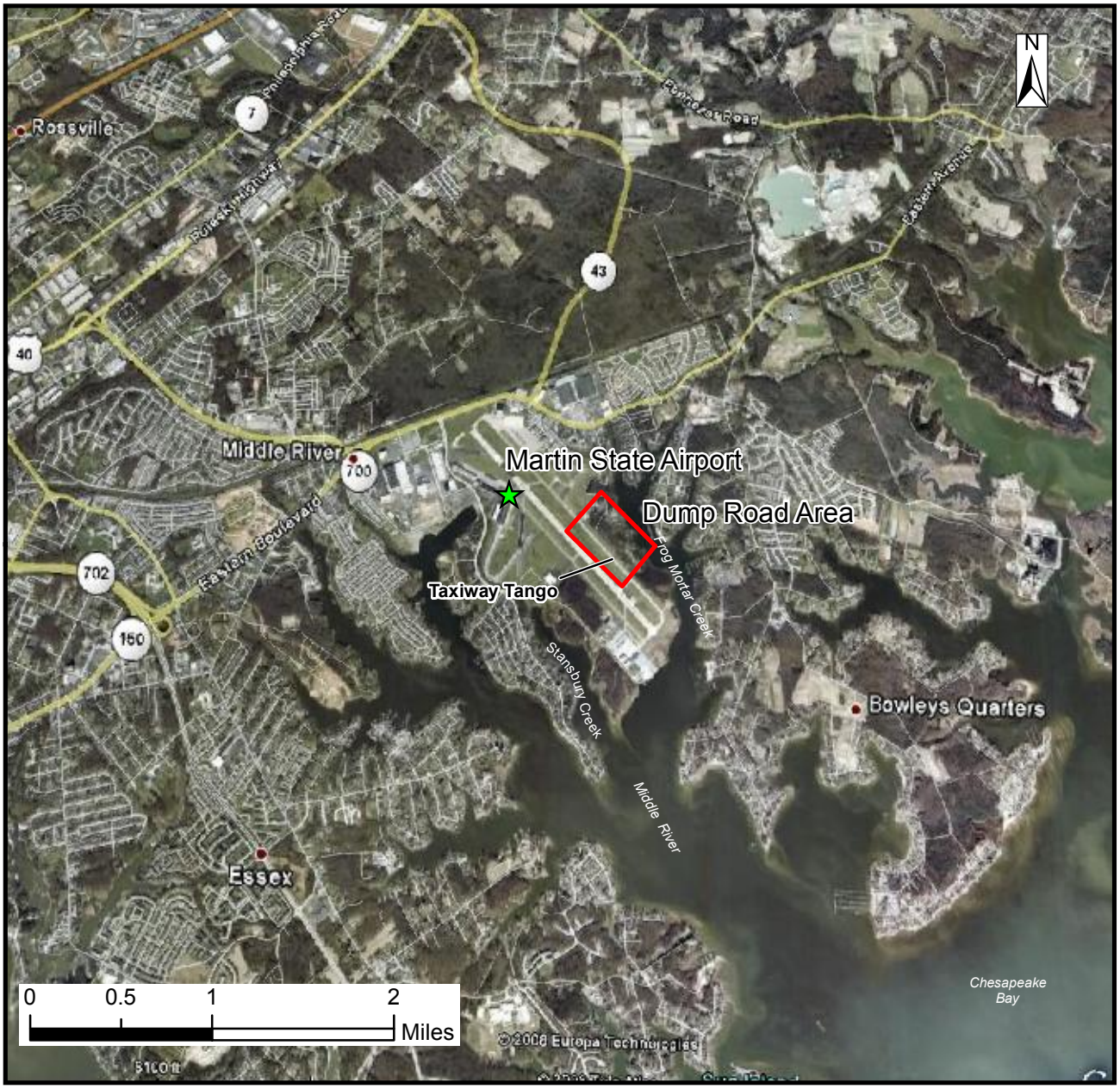

Source: Google Earth Pro, 2008

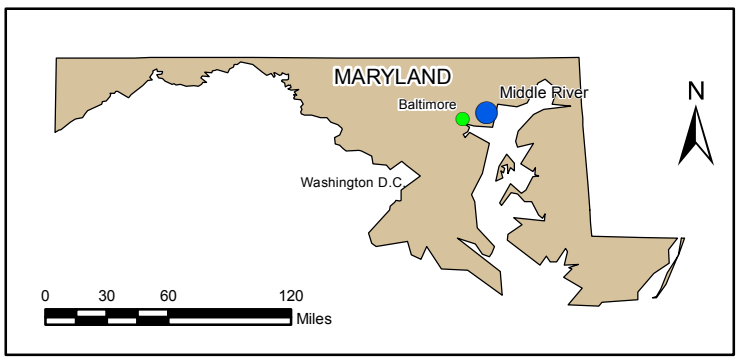

FIGURE 1-1

MARTIN STATE AIRPORT AND DUMP ROAD AREA SITE LOCATION MAP

Lockheed Martin, Martin State Airport
Middle River, Maryland

DATE MODIFIED:	CREATED BY:
10/24/12	MP

TETRA TECH

Section 2
Site Background

2.1 SITE DESCRIPTION

This section presents the history of Martin State Airport (MSA), the Dump Road Area (DRA), and the Taxiway Tango area, describes subsurface conditions, and summarizes previous investigations. The rationale for the current investigation, as it relates to the site background and previously characterized site conditions, is described at the end of this section.

2.1.1 Location

Martin State Airport (MSA) is at 701 Wilson Point Road in Middle River, Maryland. It is bounded by Frog Mortar Creek to the east and Stansbury Creek to the west (Figure 2-1). Both creeks are tidal tributaries of the Chesapeake Bay that join at the south side of the airport. The DRA is in the southeastern portion of MSA, and is bounded by Frog Mortar Creek to the east and the airport runway to the west. The site consists mostly of open meadows, mowed grass, heavily wooded areas, and portions of Taxiway Tango and the airport runway (Figure 2-2). Although the area has been investigated since the 1990s, Lockheed Martin Corporation (Lockheed Martin) recently designated the site as the "DRA" to distinguish it from other MSA areas under investigation (e.g., Frog Mortar Creek, Strawberry Point [SP], Greater Strawberry Point [GSP], and the Main Terminal area).

2.1.2 History

The current MSA property was part of the Glenn L. Martin Company's original 1,260-acre property, which previously included what are now MSA and the manufacturing portion of the facility now known as Lockheed Martin's Middle River Complex (MRC). In the spring and summer of 1929, the Glenn L. Martin Company purchased six parcels of land from private landowners. During the 1940s and 1950s, nine additional parcels were acquired from private landowners, which comprise the current areas of MSA and the MRC.

In 1932, the B-10 bomber was one of the first aircraft produced at what was then known as the Glenn L. Martin Company Baltimore facility. Three runways, Hangars 1–3, and the airport administration building were built in the MSA area in 1939 and 1940. Hangars 4–6 and the SP Hangar were completed in 1940 and 1941. After World War II, commercial transports and jet aircraft were produced at the manufacturing portion of the facility. In July 1955, the Maryland Air National Guard (MDANG) 104th Tactical Fighter Group began leasing property from the Glenn L. Martin Company. On April 1, 1960, the 135th Tactical Airlift, previously based in Baltimore, was transferred to MSA. By October 1962, the 104th Tactical Fighter Group had been reorganized and designated the 175th Tactical Fighter Group. Taxiway Tango was constructed in late 1956–1957, in support of MDANG missions.

The Glenn L. Martin Company consolidated with American Marietta Corporation in September 1961 to form Martin Marietta Corporation. On September 20, 1975, the Maryland Aviation Administration (MAA) purchased 747 acres that are now used as the airfield, of which 175 acres in the northeastern portion are now leased to MDANG. In 1995, Lockheed Corporation and Martin Marietta merged to form Lockheed Martin Corporation. LMC Properties, Inc., a subsidiary of Lockheed Martin, currently owns, maintains, and manages the 338 acres of the MRC. Lockheed Martin is conducting ongoing environmental investigations and remediation at both MSA and the MRC.

2.1.3 Current Conditions

MAA operates MSA on behalf of the Maryland Department of Transportation. MSA has an administration building (Main Terminal building), aircraft hangars, a 7,000-foot-long runway, several taxiways, and the SP Hangar. MAA manages more than 130,000 square feet of heated hangar space and 190 smaller-aircraft T-hangars. The southwestern portion of MSA contains numerous aboveground fuel storage tanks for Jet A and Avgas 100LL fuels. MSA is also home to more than 20 commercial tenants, including a fuels and lubricants provider, helicopter avionics repair, and flight instruction. MSA also hosts the Baltimore County Police aviation and marine units and the Glenn L. Martin Aviation Museum (MAA, 2012). Taxiway Tango was constructed in 1956 (except for the northernmost section, which was built in 1944) with a 12-inch aggregate sub-base and seven-inch aggregate base, plus a 3.5-inch surface course of asphalt concrete. A six-inch surface overlay of asphalt concrete was added in 1990.

2.1.4 Land Use

MSA is generally characterized as a moderately developed tract in a largely suburbanized, moderate-density, populated setting. The DRA is currently unused and undeveloped, but has been the subject of ongoing environmental investigations. Current plans are to develop the DRA site by constructing a groundwater treatment plant that will be part of a future groundwater-remediation system. The area of investigation at the DRA is near Taxiway Tango, an active taxiway used daily by multiple aircraft.

Land use surrounding MSA is, to a significant degree, a combination of woodland tracts and mixed suburban, industrial, commercial, and lightly to moderately developed tracts (Figure 2-1). MSA is bordered by Eastern Boulevard (Maryland Route 150) and Amtrak railroad lines to the north. Undeveloped woodland tracts and low-density residential properties are farther north. The MSA's eastern, southern, and western boundaries are bordered by Frog Mortar Creek and Stansbury Creek, which are wide, brackish, tidal tributaries of the middle Chesapeake Bay.

The Lockheed Martin MRC lies along MSA's northwestern boundary (Figure 2-1). Activities include assembly of missile launch systems and aircraft parts. The Old Navy Depot—Bengies (Plant 2) is on Eastern Avenue, across from MSA. Land uses east, south, and west of the MSA and beyond the creeks are low-to-medium-density residential and light commercial (e.g., shopping centers, convenience stores, restaurants, etc.). Farther east and west are the high-density residential communities of Bengies Corner and Hawthorne Park. The town of Middle River is approximately 1.5 miles northwest of MSA.

2.1.5 Climate

The climate at MSA is characterized as humid temperate, with hot humid summers and relatively mild winters. The Middle River, Maryland area receives an average precipitation of 42 inches annually, distributed evenly throughout the year. Rainfall normally occurs in the summer as showers and thunderstorms. In winter, precipitation is typically light to heavy rainfall or snow. Tropical storms in late summer and fall, and occluded, meso-scale frontal systems (i.e., coastal low-pressure systems) in winter and spring, occasionally provide short-term above-average precipitation.

2.1.6 Physiography

MSA is in the western shore of the Coastal Plain physiographic province. The Coastal Plain consists of sediments composed of alluvium from the Pleistocene Epoch and the Potomac Group from the Cretaceous Period. Coastal Plain sediments begin at the Fall Line and follow a regional dip to the southeast at approximately 110 feet per mile (Hansen and Edwards, 1986). The Fall Line is the division between the Piedmont and Atlantic Coastal physiographic provinces. Its name refers to an imaginary line connecting changes in stream flow characteristics between the hard-rock upland areas of the Piedmont and the soft-sediment lowland areas of the Coastal Plain. The Coastal Plain is generally characterized by low topographic relief, but steep embankments and hills are found along stream channels, rivers, and the Chesapeake Bay.

2.1.7 Topography

Most of MSA's land surface is generally flat to gently sloping in the areas of the runway, taxiways, and surrounding support operations. The MSA runway forms a trending topographic ridge, or drainage divide, that slopes gently from the northwest end to the southeast end. Runway elevations range from slightly more than 20 feet above the North American Vertical Datum of 1988 (NAVD 1988) at the northern end to slightly more than 10 feet above NAVD 1988 at the southern end. The land slopes away from the runway toward Frog Mortar Creek to the northeast and Stansbury Creek to the southwest.

Site topography at the DRA (northeast of the runway) ranges from flat to gently sloping toward Frog Mortar Creek. In the northern portion of the DRA, land elevations range from approximately 11 feet above NAVD 1988 near the runway to approximately seven feet above NAVD 1988 at Pond 2. In the southeastern portion of the site, land elevations are approximately 20 feet above NAVD 1988 at a mounded area near an embankment next to Frog Mortar Creek. The taxiway surface is generally flat; elevation decreases approximately one foot near the grassy areas along its edges. In the southern portion of Taxiway Tango, the edges slope gently downward in a westerly direction toward storm-water inlets located between Taxiway Tango and the main runway, or eastward toward the DRA wooded area and a storm-water outfall (Outfall 13).

A steeply sloped embankment, comprised of fill placed as part of airport construction, lies along the Frog Mortar Creek shoreline, east of Taxiway Tango. The embankment elevation ranges from

approximately 10 feet above NAVD 1988 at the northern portion of the DRA, to approximately 20 feet above NAVD 1988 in the southern portion. Land surface elevation at the Frog Mortar Creek shoreline is near zero feet, relative to NAVD 1988.

2.1.8 Surface Water Hydrology

Surface water runoff from the undeveloped eastern and western portions of the MSA enters Frog Mortar Creek and Stansbury Creek via localized gullies, or via storm sewers that drain the airport runway, taxiways, and developed portions of the facility. MSA encompasses 47 drainage areas in three watersheds, forming a total drainage area of 700 acres (MAA, 2008). The airport drainage areas range from seven to more than 170 acres.

Runoff from the eastern side of the MSA runway, taxiways, and wooded areas drains via six drainage areas to Frog Mortar Creek. The DRA has two small ponds: one drains to Frog Mortar Creek, and the other is contained within a bermed embankment. The storm-water-management pond next to the Fire Pump House in the GSP area discharges to the upper reaches of Stansbury Creek.

MSA facility outfalls are monitored monthly to avoid oily discharges to nearby surface water. Secondary containment drains are also routinely inspected and emptied of storm water. All storm water runoff originating from MSA discharges to the outfall areas specified in the facility's "General National Pollutant Discharge Elimination System" permit (No. MDR 05501, "General Discharge" permit No. 05-SF-5501). The permit has an effective date of November 12, 2004 and an expiration date of November 12, 2009. However, the Maryland Department of the Environment (MDE) has administratively extended the permit until they issue a new general permit, so the current permit remains in effect.

The site's general industrial permit has no monitoring requirements. However, limited monitoring is required for MDE's "Municipal Separate Storm-Sewer System" permit pursuant to the Maryland Illicit Discharge Detection and Elimination program. Monitoring includes laboratory analysis for ammonia, dissolved oxygen, surfactants, fecal coliform, potassium, water temperature, conductivity, pH, and fluoride concentrations, and occurs during annual inspections. Visual inspections are routinely performed and annual reports are submitted to MDE.

2.1.9 Geology and Hydrogeology

MSA is in the western shore of the Coastal Plain physiographic province. Regional and local studies (Vroblesky and Fleck, 1991; Chapelle, 1985) indicate that MSA lies on the Patapsco Formation. This formation consists of complex and interbedded mixtures of gray, brown, and red sands, silts, and clays originating from sediment deposition in a low coastal plain traversed by low-gradient meandering streams. The Patapsco aquifer in the Baltimore area has been divided into a sand facies and a clay facies. The sand facies consists predominantly of medium to fine sand and has moderate permeabilities (approximately 0.1 foot per day). In the Baltimore area, the Patapsco aquifer coincides with the sand facies of the Patapsco Formation and is mostly unconfined. Storage coefficients for unconfined portions of the Patapsco aquifer have been estimated at 0.01 to 0.1 (dimensionless parameter). In the confined portions of the aquifer, transmissivity values range between 1,900–3,800 square feet per day, and storativity ranges between 0.0027–0.000053 (dimensionless parameter), with an average of 0.00061 (Chapelle, 1985). Recharge to the Patapsco aquifer occurs primarily where the Patapsco Formation outcrops subparallel to the Fall Line (Vroblesky and Fleck, 1991). In the Middle River area, the Patapsco Formation outcrops within and west of the MSA. The Patapsco aquifer is the aquifer of concern at the DRA.

The Arundel Formation outcrops northwest of the site and dips and thickens to the southeast. The Arundel Formation extends as far east as Cambridge, Maryland, where it is more than 600 feet thick. Regional lithologic information indicates that the Arundel Formation may be as much as 150 feet thick at MSA (Vroblesky and Fleck, 1991; Chapelle, 1985). The formation probably acts as an impermeable barrier to the downward movement of any constituents found in the surficial aquifer. The base of the Arundel Formation (i.e., the top surface of the deeper Patuxent Formation) is approximately 225 feet below NAVD 1988 near MSA (Vroblesky and Fleck, 1991; Chapelle, 1985). The depth to the base of the Arundel Formation may therefore range from 235–255 feet below grade at MSA.

Below the Arundel Formation is the Patuxent Formation. The Patuxent Formation is a multi-aquifer unit due to various interbedded sand and silt/clay layers and the rapid changes of deposited material types over short distances. Permeable sand-rich units range from bounded sand sheets to isolated sand bodies (Glaser, 1969). In the MSA area, potentiometric maps of the Patuxent Formation indicate groundwater flows to the south and southwest, in response to

industrial wells withdrawing water southwest and west of the site (Chapelle, 1985 and Curtin, 2006).

2.1.10 Vicinity Subsurface Conditions

An extensive subsurface investigation is ongoing at the DRA. Less extensive environmental investigations have been conducted at SP and GSP, which are south and southwest of Taxiway Tango and the DRA. As part of the DRA investigation, numerous shallow and deep soil borings have been advanced to depths ranging from two to 268 feet (268-foot depth is at well MW-29D) to collect soil samples for subsurface lithologic information. Synoptic water-level measurements, single-well permeability tests, and pumping tests have been conducted to characterize subsurface hydraulic conditions at the DRA.

Early studies at the DRA indicated that the subsurface hydrogeology is comprised of a surficial aquifer (i.e., the Patapsco Formation) containing highly heterogeneous mixtures of unconsolidated sand, silt, gravel/sand mixtures, and clay. A layer of fill consisting of heterogeneous sand, silt, clay, and localized industrial debris and wastes overlies these native sediments (Figure 2-2). In the northern portion of the DRA and south of the current MDANG munitions storage area, a former tidal cove (identified as Limehouse Cove on a 1951 United States Geological Survey topographic map) was filled in sometime between 1938 and 1945, with most of the filling completed by 1960 (see Tetra Tech, Inc. [Tetra Tech], 2013a). Current topography suggests that 10 or more feet of fill is likely present in portions of the former cove.

For data evaluation and correlation, the surficial aquifer is divided into upper, intermediate, and lower surficial-aquifer zones. The lower surficial-aquifer zone is encountered approximately 45-73 feet below NAVD 1988. It overlies at least several feet of stiff, dense clay. A deep-groundwater study investigated the lithology beneath the lower surficial aquifer in the DRA of MSA (Tetra Tech, 2009a). Lithologic data from four deep wells indicate six to 40 feet of clay beneath the lower surficial aquifer. Deep well logs also indicate alternating sand and silt aquifers and clay aquitards beneath the lower surficial aquifer. These sandy units are referred to as the deep confined-aquifer zones.

2.2 DUMP ROAD AREAS OF CONCERN

From the 1930s to 1950s, the investigation area was part of the broader activities and operations occurring along a former cove of Frog Mortar Creek, then known as Limehouse Cove. The DRA was apparently used as a waste disposal area during this period. Wastes discarded apparently included spent battery-acid, acid-type strippers and other acidic solutions, dredge spoils, oils, paints, construction debris, and other wastes that may have been burned.

The DRA was initially developed in the 1940s when it was substantially cleared of vegetation. Excavated pits or ponds were reportedly used for oil/acid disposal and/or for neutralization of spent plating-bath liquids, while other areas were used for open burning. A 1956 airport layout plan shows one acid pit (labeled as feature "A" in Figure 2-1) directly on the Taxiway Tango alignment (the taxiway had not been constructed at that time). This pit, measuring approximately 100 by 150 feet, can also be observed in a February 14, 1956 oblique aerial photograph.

Historical aerial photographs and maps of the DRA indicate that these acid ponds/pits were relocated several times during the 1940s and 1950s. A 1956 airport layout map includes a notation to relocate the former acid/oil pit from the taxiway alignment to a new area approximately 300 feet northeast. The 1956 layout plan also indicates the approximate size and location of this new pit; however, a 1958 as-built drawing shows that the actual pit (currently known as Pond 1; see Figure 2-2) was constructed using a different size and shape (semi-circular) than originally planned. A 1955 aerial image shows another possible (smaller) pit near the former dirt access road (Dump Road), between the present locations of Taxiway Tango and Pond 1 (see feature "C" in Figure 2-1).

Historical aerial photographs from 1952 and 1955 show two bermed, below-ground bunkers used for ammunition and/or fuel storage below what is now Taxiway Tango, near the current MDANG jet engine test pad adjoining Taxiway Tango (see features "D" and "E" in Figure 2-1). The bunkers were presumably removed or demolished in place before the 1957 construction of Taxiway Tango. These areas are shown in Figure 2-1.

In July 1991, four drums containing dried zinc-chromate paint were uncovered during installation of underground electric cables adjacent to Taxiway Tango (see Figure 2-1). This discovery prompted MDE to order MAA to conduct additional studies of the Taxiway Tango

area. Early investigations from 1991–1996 initially identified four areas of concern known as the Taxiway Tango Median Anomaly Area (TT Median Area), the Drum Area (DA), two ponds (Pond 1 and Pond 2), and the Petroleum Hydrocarbon Area (PHA). These four areas became the focus of subsequent studies when chemical-constituent impacts to soil, pond sediment, and groundwater became apparent. Brief descriptions of these four areas follow:

- *Taxiway Tango Median Anomaly Area*—This area between Taxiway Tango and the airport runway, northwest of Taxiway D, is where four buried drums containing dried zinc-chromate paint were unearthed and removed in 1991. A 1956 construction drawing indicates fill and trash, and an initial geophysical survey indicated several electromagnetic (EM) anomalies, suggesting buried metal. Sampling and chemical analyses have identified elevated concentrations of volatile organic compounds (VOCs) in unsaturated soil and groundwater in this area. Primary VOCs in this area include the chlorinated VOC (cVOC) trichloroethene (TCE; also known as trichloroethylene) and its degradation products *cis*-1,2-dichloroethene (*cis*-1,2-DCE) and vinyl chloride (VC). Petroleum VOCs (pVOCs) such as benzene, toluene, ethylbenzene, and xylenes (BTEX) and chlorobenzene are also in soil and groundwater in this area.

- *Drum Area*—In the forested area near wells MW-2 and MW-5, northeast of Taxiway Tango, several drums were uncovered when surface vegetation was cleared during a 1996 site investigation. Sampling and chemical analyses have identified elevated concentrations of cVOCs and lower concentrations of pVOCs in unsaturated soil and groundwater in this area.

- *Two ponds*—Historical records indicate that acids and other chemicals may have been discharged at the present locations of Pond 1 and Pond 2 (approximately 450 feet and 600 feet northeast of Taxiway Tango, respectively) sometime during the 1940s through the 1960s. Sampling and chemical analyses have identified elevated concentrations of cVOCs, pVOCs, and polychlorinated biphenyls (PCBs) in shallow Pond 1 sediment. Sampling and chemical analyses of Pond 2 indicate only low concentrations of pVOCs in sediment.

- *Petroleum Hydrocarbon Area*—The PHA is approximately 200 feet west of the ponds. Petroleum hydrocarbons were encountered while drilling a soil boring in this area during the 1996 site investigation. Sampling and chemical analyses have identified elevated concentrations of cVOCs and pVOCs in unsaturated soil and groundwater in this area.

Investigations to date indicate that the DRA is a large area (approximately 25 acres) of soil fill and buried debris east of the airport runway, extending to the base of the embankment at Frog Mortar Creek (see light brown shading in Figure 2-1). The fill material consists of soil, stained soil, and debris, the latter of which is comprised of concrete rubble and disposed industrial items (e.g., batteries, deteriorated drums, tires, paint cans, burned items, sludge, buckets, glass, wood, etc.). Investigations of this fill have identified areas of soil containing VOCs and other

contaminants at elevated concentrations, including polycyclic aromatic hydrocarbons (PAHs) and metals, resulting from past dumping and backfilling practices at the DRA.

VOCs, PAHs, and metals at concentrations exceeding human health risk screening levels are in DRA soil and pond sediment. Large VOC plumes have formed in groundwater in the upper, intermediate, and deep portions of the surficial aquifer east of the airport runway, extending to Frog Mortar Creek. In groundwater, TCE, *cis*-1,2-DCE, VC, BTEX, 1,4-dioxane, and metals are at concentrations exceeding Maryland groundwater and drinking water standards. Common VOCs and metals in groundwater at the DRA (e.g., TCE, *cis*-1,2-DCE, VC, toluene, cadmium, and chromium) have been detected in Frog Mortar Creek water samples collected adjacent to the DRA (Tetra Tech, 2012a).

The *Dump Road Source Areas Investigation Work Plan* (Tetra Tech, 2012b) and *Technical Memorandum for the Dump Road Area, Source Area Delineation* (Tetra Tech, 2012c) identified three additional areas of elevated VOCs in soil and groundwater that required further investigation. These areas were identified as:

- Taxiway Tango Area East (TT East)
- Taxiway Tango Area North (TT North)
- area east of Pond 1

A 2012 historical aerial photograph and document review (Tetra Tech, 2013a) confirmed the location and use of Pond 1 as an acid and oil pit and identified historical operational features at the DRA and Taxiway Tango area, such as debris piles, open burning areas, and open pits (see Figure 2-1). Review of aerial photographs and drawings found that the DRA and Taxiway Tango area were generally used as a dump during the 1950s. Test pits and trenches excavated to date have confirmed the presence of industrial debris buried at the DRA.

Aerial photographs show that a cove once existed in the northern portion of the DRA (see the blue-dashed outline of Limehouse Cove in Figure 2-1). The cove was filled in between 1938 and the 1950s. The westernmost portion of the cove may have been under a portion of Taxiway Tango. Aerial photographs also identified several features near the taxiway where past operations may have impacted soil quality, or where debris may have been left in place. These areas include:

- former pits and former open burning areas—features A, B, and C in Figure 2-1
- former ammunition or fuel bunkers—features D and E in Figure 2-1

2.3 TAXIWAY TANGO CONSTRUCTION HISTORY

Construction of Taxiway Tango reportedly entailed placement of fill in accordance with specifications, covered by a 3.5-inch-thick layer of asphalt concrete. The peripheral areas of the DRA were disturbed when this area was being regraded and resurfaced for taxiway construction. A set of 1956 United States Army Corps of Engineers (USACE) plans for the taxiway provides details of its construction. A copy of the "Master Soil Plan and Profile" (Sheet 21 of 29) from the 1956 engineering record drawings is in Appendix A. This soil-profile plan includes a cross-section or profile view of the planned taxiway construction indicating which areas would require cut or fill to achieve the final grade of the taxiway. Captions on several test cores shown in the profile indicate "trash" was present from 0–5 feet below the former ground surface within the proposed taxiway alignment.

The cross-section includes the following caption: "*Considerable unsuitable material occurs in this area. Where unsuitable material is encountered, it shall be removed to the total depth of the cross section indicated by the Typical Section for the removal of unsuitable material. (See Sheet 3). Removal and backfilling shall be done in accordance with the specifications and the Typical Sections."* Removal of this unsuitable material could not be confirmed, because additional construction records or as-built drawings from the 1956 USACE set of plans were not available. Therefore, the Taxiway Tango soil characterization was initiated to collect evidence substantiating the removal and replacement of unsuitable fill. A 1991 geophysical survey performed for MAA (Handex, 1992) documented that the USACE had advanced several test borings to profile soil before construction of the taxiway. Boring logs from three test borings underneath the (current) Taxiway Tango (west of the ponds) describe "fill and trash" at depths up to five feet below grade in an area 900 feet long.

An *Airfield Pavement Evaluation* report published in 2009 by the Air Force Civil Engineering Support Agency (AFCESA, 2009) included a structural evaluation of the condition of Taxiway Tango at that time. Test cores were advanced through the taxiway to determine pavement thickness and the materials of construction. Deflectometer testing was used to estimate pavement strength, and soil strength below the taxiway was measured by cone penetrometer testing. The

AFCESA evaluation found that the MDANG-controlled airfield system of runways and aprons was a combination of original and recent construction, with varying degrees of maintenance and repair through the years. The last mill and overlay (i.e., resurfacing) of Taxiway Tango was in 1989, when 5–10 inches of asphalt concrete were added over the (original) 3.5-inch-thick asphalt concrete. The study concluded that Taxiway Tango was in "fair" but serviceable condition, and recommended a mill and overlay of the taxiway.

2.4 ENVIRONMENTAL INVESTIGATION HISTORY

Numerous environmental investigations were conducted at the MSA DRA from 1991 to 2010. As described in Section 2.2, investigation of the DRA has been iterative and has led to the identification of several source areas of known landfilled waste and subsurface contamination. Monitoring of groundwater at the DRA is conducted annually, and several focused groundwater studies and a vapor intrusion study have also been performed. Recent DRA investigation reports, including the Dump Road remedial investigation report (Tetra Tech, 2012d) and the DRA *Source Areas Characterization* report (Tetra Tech, 2013c) provide a comprehensive summary of studies performed at the DRA to date.

Since many DRA study findings are not specific to subsurface conditions at Taxiway Tango, a detailed summary of investigations is not provided herein. Rather, Appendix B contains a comprehensive listing of all DRA investigations, including groundwater and vapor intrusion analyses. Some of the DRA investigations presented in Appendix B have yielded information relevant to Taxiway Tango. This information was summarized in Section 2.2. Previous investigations with findings specific to Taxiway Tango are summarized below.

2.4.1 Preliminary Assessment

Environmental investigations of the DRA began in 1988 when MDE conducted a preliminary assessment (PA) of MSA (MDE, 1988). The PA identified areas of concern near disposal pits reportedly used by the Glenn L. Martin Aircraft Company. During the 1930s–1950s, the Glenn L. Martin Aircraft Company reportedly used a sand pit under the current Taxiway Tango to dump spent battery acid, acid-type strippers and acidic solutions, dredge spoils, and construction debris. A second pit was constructed closer to Frog Mortar Creek in 1956, and the first pit was filled during construction of Taxiway Tango. Subsequent to the PA, the United States

Environmental Protection Agency (USEPA) found no signs of waste disposal and the site was classified as "No Further Remedial Action Planned."

2.4.2 Geophysical Survey and Drum Discovery

In July 1991, four drums were uncovered during installation of underground electric cables adjacent to Taxiway Tango (Figure 2-1). These drums contained dried zinc-chromate paint and were removed by MAA. A subsequent file review by MDANG produced a 1956 map and soil profile of the area by the USACE. The soil profiles indicated an area of fill and trash approximately 900 feet long and five feet deep underlying Taxiway Tango (Handex, 1992). This discovery prompted investigation of the surrounding area for possible soil and groundwater impacts, as required by MDE in January 6, 1992 and January 14, 1997 letters to MAA (MDE, 1992 and 1997).

2.4.3 March 2000: Source Identification and Assessment Program

Test pit activities began in 2000 during a source identification and assessment program (Tetra Tech, 2000). In March–May 2000, two areas of suspected chemical impacts were investigated through a combination of trenches, test pits, soil sampling, and laboratory analysis of soil samples. A portion of this study included the Taxiway Tango Median Anomaly Area. Six trenches and one test pit were excavated; 42 soil samples were collected (beginning sample designations TT-EX1 through TT-EX6). Trench/test-pit soil samples from the TT Median Area were analyzed for VOCs and metals. Subsets of these samples were also analyzed for SVOCs, pesticides, and PCBs.

In the TT Median Area excavations, waste and debris encountered included broken concrete with rebar, scrap metal, bricks, logs, aircraft parts, deteriorated drums, burned wood, glass, remnants of dried yellow paint, and black-stained soils. In Excavation 5, four inert bombs (ranging from 100 to 2,000 pounds) were uncovered at approximately three feet below grade. Explosive-ordnance disposal personnel from Fort Meade, Maryland removed these bombs from MSA.

2.4.4 2005 Additional Soil and Sediment Sampling

At the request of MDE, additional soil samples were collected from excavations near Taxiway Tango in areas where elevated total chromium (9,300 milligrams per kilogram [mg/kg]) levels

had been detected in previous soil samples at Excavation 2. Twelve soil samples (six from a one-foot depth and six from a four-foot depth) were collected in May 2005 and analyzed for total chromium and hexavalent chromium (Tetra Tech, 2005). Four pond sediment samples were also collected from Pond 1 to supplement previous chemical data for sediment collected in this area of the site. The pond sediment samples were analyzed for VOCs, SVOCs, metals, PCBs, hexavalent chromium, and simultaneously extracted metals/acid-volatile sulfides.

These samples were collected to complete human health and ecological risk assessments of the site. Relative to total chromium concentrations, hexavalent chromium was detected at low concentrations in six samples, with concentrations ranging from 0.36 to 1.4 mg/kg. Five of six hexavalent chromium detections were in the one-foot samples. Three of the sediment samples had low to moderate concentrations of VOCs, SVOCs, metals, and PCBs. However, TCE was detected at a concentration of 270,000 micrograms per kilogram (µg/kg) in EP1-SD5. High concentrations of benzene (215 µg/kg), toluene (350,000 µg/kg), ethylbenzene (30,400 µg/kg), and xylenes (86,500 µg/kg) were also detected in EP1-SD5. Hexavalent chromium was not detected in any pond sediment samples.

2.4.5 Fall/Winter 2007/2008: Soil and Groundwater Investigation Data Report

Test pit activities were conducted in 2007 during a soil and groundwater characterization investigation (Tetra Tech, 2008) that included surface geophysics, test pit excavation (test pits A1 through A17), direct-push sampling, and monitoring well installation and sampling. The 2007 investigation identified the approximate lateral and vertical extent of landfilling and associated soil and groundwater impacts at the DRA and near Taxiway Tango. An additional 25 test pits were excavated at MSA from January 28 through February 4, 2008.

Review of the preliminary EM data defined and identified geophysical-anomalous areas suspected of containing conductive metallic/magnetic objects in the subsurface. A large portion of the survey area showed evidence of possible waste disposal or landfilling. These locations were targeted for field confirmation of the presence of conductive and/or metallic/magnetic materials encountered by performing test pit excavations in transects trending in NW–SE directions parallel to Taxiway Tango.

The geophysical anomalies were investigated via 17 test pit locations (designated A1 through A17). Test pits were also excavated in eight clear areas referred to as non-anomalous areas, designated as N-1, N-2, etc. Trench dimensions varied depending on soil stability. However, in general, test pits were excavated up to 50 feet long, five feet wide, and 10 feet deep. Test pit depth varied depending on field observations during trenching regarding the extent of fill, the limits of stained soil or liquid, and/or drums and other metallic objects.

Data from the test pit excavations show that, with a few exceptions, most "A" pits show signs of metallic and land filling materials, whereas the "N" pits are mostly clear. The debris and buried materials found at all pits included various metallic objects (e.g., pipes, wires, fences, concrete rebar, scraps, rusty, charred 55-gallon drums, paint cans), glass bottles, wood, fiberglass, plastics, small batteries, concrete blocks, and rubble. In addition, stained or sludge-like sediment/soil, strong odors, and seepage water with a black or slightly reflective sheen were noted in several test pits. Anomalies and evidence of debris and landfilling were detected in the following test pits: A-4, A-5, A-6, A-10, A-11, A-12, A-14, A-15, A-17, N-4, and N-8.

Fifty soil samples were collected from test pits based on field observations. Thirty-four soil samples were collected from anomalous (A) test pits, and 16 soil samples were collected from non-anomalous (N) test pits. Most of these samples were collected from test pit areas that displayed fill material with debris, stains, and/or leachates during visual field observations. A geophysical survey of most of the DRA was also conducted during this study. Additional details concerning the results of the geophysical survey are in the *Soil and Groundwater Data Report* (Tetra Tech, 2008) and Appendix B.

2.4.6 2012 Taxiway Tango Soil Characterization

A July 2012 investigation near Taxiway Tango refined the lateral and vertical extent of landfill material and soil impacts along Taxiway Tango. Eighteen test pits were excavated: nine (DR-TP-A49 through DR-TP-A57) on the runway (west) side of the taxiway and nine (DR-TP-A58 through DR-TP-A66) on the DRA (east) side of the taxiway adjacent to the DRA (Figure 2-1). Results of that investigation are summarized in the *Taxiway Tango Soil Characterization Report* (Tetra Tech, 2013b). Thirty-seven discrete subsurface soil samples were collected (two from each test pit, plus a third sample collected from test pit DR-A66) and submitted to a laboratory for analysis of VOCs, SVOCs, PCBs, total metals, and TPH. Four

samples (DR-A51-07, DR-A52-06, DR-A61-03, and DR-A63-09) were submitted for TCLP organic and inorganic analyses.

Test pits were located 10 or more feet from Taxiway Tango. Materials uncovered during the 2012 test pit excavations included brick, metal wire, sheet metal, glass, burned wood, porcelain and ceramics, plywood or particle board, concrete, rebar, and a yellow material (possibly zinc-chromate paint). Petroleum odors and elevated VOC field-readings (e.g., above background levels) were also observed in several test pits. Groundwater was encountered in only seven of 18 test pits. The estimated depth to groundwater ranged between three and 6.5 feet below grade on the east side of the taxiway (test pits DR-TP-A49 through DR-TP-A57), and between four and 11.5 feet below grade on the west side (test pits DR-TP-A58 through DR-TP-A66). These depths are based on observations of visibly saturated substrate, or the intrusion of water into the bottom of the excavations. Measured groundwater levels in monitoring wells on the east side of the taxiway (e.g., MW-26I/S, DMW1S, MW-21I/D, and MW-19) average between 7.3 and 9.5 feet below grade, and wells on the west side of the taxiway (e.g., MW-36S, MW-22I/D, MW-23I/S, and MW-30D) average between 6.1 and 8.1 feet below grade, based on groundwater depths measured between 2003 and 2013.



FIGURE 2-1

HISTORICAL FEATURES AND AREAS OF CONCERN TAXIWAY TANGO MARTIN STATE AIRPORT

LEGEND

- Historical Soil Boring in Taxiway Tango (1956)
- C — Historical Feature Identified near Taxiway Tango
- Soil Sample (Pre-2012)
- Previous Test Pit (2012)
- Groundwater Monitoring Well
- Abandoned Well
- Outline of Former Cove
- Dump Area Trenching Locations
- Maryland Air National Guard Boundary
- Elevated Geophysical Survey Readings (2007)
- 1991 Drum Excavation
- Taxiway Tango Median Area

Historical Features

- Former Bunker (Ammo or Fuel)
- Former Debris Piles
- Dike/Berm
- Former Dike/Berm Terraced
- Former Disturbed Earth
- Fill
- Former Open Burning
- Former Pond (Historical)
- Former Pond/Pit (Historical)
- Pond (Existing)

NOTE: Locations of features A and B were taken from oblique aerials and are approximate in size and location.

Dump Road Area
Lockheed Martin, Martin State Airport
Middle River, Maryland

0 50 100 200 Feet

N

DATE MODIFIED: 10/31/13

CREATED BY: MP

TETRA TECH

Map Document: (K:\GProject\MartinStateAirport-LMC\MapDocs\MXD\Maps\Taxiway Tango Historical Feature and Areas of Concern_103113.mxd)
10/31/2013 -- 12:16:55 PM

Map Document: (K:\GProject\MartinStateAirport-LMC\MapDocs\MXD\Maps\MSA Dump Road Features revised 112612.mxd)
11/26/2012 -- 5:01:45 PM



FIGURE 2-2

AREAS OF CONCERN - TAXIWAY TANGO AND DUMP ROAD AREA MARTIN STATE AIRPORT MIDDLE RIVER, MD

LEGEND

- 2012 TEST PIT INVESTIGATION AREA
- MARYLAND AIR NATIONAL GUARD
- POND

Dump Road Area
Lockheed Martin, Martin State Airport
Middle River, Maryland

0 60 120 240 Feet

N

DATE MODIFIED: 11/26/12

CREATED BY: MP

TETRA TECH

Section 3
Investigation Approach and Methodology

The primary objective of this investigation was to investigate and characterize the subsurface soil beneath Taxiway Tango to determine the extent of waste and impacted soil that may require excavation during taxiway renovations. Methodologies used to accomplish this objective include geophysical surveys of a portion of Taxiway Tango and advancement of soil borings through the taxiway to characterize the soils beneath. The following activities were performed:

- obtaining site access
- conducting geophysical surveys along approximately 2,100 feet of Taxiway Tango and adjacent taxiway borders
- obtaining utility clearance
- obtaining Lockheed Martin Corporation (Lockheed Martin), Maryland State Airport (MSA), Maryland Aviation Administration (MAA) permits for intrusive investigations
- coordinating with MAA, MSA facilities, Maryland Air National Guard (MDANG), and other MSA tenants to schedule work
- completing soil borings, field observations, and soil testing
- analyzing environmental samples
- surveying soil boring locations using global positioning system (GPS)
- managing investigation-derived waste (IDW)
- reporting results

3.1 FIELD METHODOLOGY

This section describes the field methodology of the Taxiway Tango soil characterization activities.

3.1.1 Mobilization/Demobilization

The Tetra Tech, Inc. (Tetra Tech) field operations leader coordinated mobilization and demobilization and the purchasing, leasing, and staging of equipment for efficient loading and transportation to and from the site before and after field activities. Mobilization activities included the following:

- coordinating with Lockheed Martin Corporation (Lockheed Martin), MSA facilities, and MDANG personnel
- obtaining utility clearance for the proposed test pit excavations using both Miss Utility and a private firm (Enviroscan, Inc. [Enviroscan] of Lancaster, Pennsylvania)
- mobilizing subcontractors, equipment, and materials to the site
- implementing the following:
    - a site-specific health and safety plan (HASP)
    - emergency response plan
    - sampling and analysis plan
    - waste management plan conforming to Lockheed Martin *Energy, Environment, Safety, and Health (EESH) Remediation Waste Management Procedure No: EROP-03, Revision 4* (effective April 17, 2009)
    - data management plan
- arranging a decontamination area
- demobilizing equipment and materials from the site
- general site cleanup and trash removal
- surface restoration/landscaping repair as necessary
- managing IDW

Before field operations began, Tetra Tech personnel reviewed the site-specific HASP and the safe work permits included in the HASP. Tetra Tech conducted daily health and safety tailgate meetings before all field events, and the field operations leader documented the topics covered and personnel in attendance. Subcontractors present for that day's field activities were included in these meetings.

3.1.2 Site Access, Permits, and Utility Clearance

Tetra Tech obtained the required access agreements and necessary permits and completed required utility clearance activities before starting fieldwork. Tetra Tech secured the proper permits (airport zoning permit, building permit, and digging authorization) through the MAA. These activities included the following:

- notification of the underground-utility location center Miss Utility (1-800-257-7777; www.missutility.net)
- reviewing facility and site utility maps
- following Enterprise Operation-28 and *Lockheed Martin Minimum Requirements for Intrusive Fieldwork Work Plans*, completing the digging authorization form, and obtained the required signatures
- completing the airport zoning permit, the building inspection permit, and the digging authorization through MAA
- using a private utility-locating firm (Enviroscan) to identify any subsurface utilities/anomalies

Tetra Tech worked closely with MSA, MAA, and their tenants to make all parties aware of the field schedule. The project team conducted a site walk to observe current operations, structures, and ground conditions, including topography, vegetation, and ground-surface anomalies that could represent possible constraints on field activities. Each soil boring location was cleared of subsurface utilities before any intrusive field activities began.

In addition to calling in a Miss Utility ticket, Enviroscan was contracted to mark any underground utilities. Enviroscan used typical utility-locating equipment representing the best available technology, including a Fisher TW-6 electromagnetic pipe and cable-locator/tracer, a Radiodetection® C.A.T. and Genny pipe cable-locator/tracer, a Radiodetection® model RD4000 multi-frequency pipe and cable tracer, and a GSSI SIR-2000 ground-penetrating radar (GPR) system. Utilities within a 30-foot radius of each designated investigation location were identified and marked with paint on the ground. Permits, the Miss Utility clearance, and the Enviroscan utility-screening report are in Appendix C.

3.1.3 Geophysical Investigation

Geophysical surveys were conducted to evaluate an approximately six-acre area of Taxiway Tango and adjacent grass area on both sides of the taxiway, as shown in Figure 3-1. The survey encompassed an area approximately 2,100 linear feet long along the 75-foot-wide paved taxiway, and areas adjacent to each side of the taxiway measuring 25-feet wide by 2,100-feet long. Multiple geophysical survey techniques were used to collect complementary data sets to help distinguish between fill placed beneath the taxiway and surrounding fill along the sides of the taxiway.

- The Taxiway Tango survey area was scanned using an electromagnetic (EM) metal detector, the Geonics EM-61 Mark II. The EM-61 Mark II can detect any metallic reinforcement in the taxiway itself. The EM-61 Mark II data were processed and examined for patterns of metallic debris on both sides of the taxiway compared to the material underneath the taxiway. An EM-31 survey was conducted using the Geonics EM-31 instrument. The EM-31 is sensitive to buried metal, but is also sensitive to minor changes in the electrical conductivity of subsurface materials in the absence of metal (due to non-metallic debris and/or anomalous ionic content of any soil moisture).

- A subsequent microgravity survey was originally proposed in the work plan. However, microgravity was recommended for areas where landfill material crossed below the taxiway, and was not needed based on the results of EM-61 and EM-31 methods.

- The taxiway area was scanned with a GSSI GPR system for possible debris. The GPR is highly affected by conductive soils and near-surface metal (e.g., reinforcement in the taxiway); materials of this type block the GPR signal. The GPR survey area included just the taxiway and did not include the adjacent 25-foot widths. GPR is useful because it is sensitive to more than just metallic material and thus complements the EM-31 and EM-61 analysis.

Geophysical survey data were processed and presented as color contour maps. Instead of traditional contour lines, color shades (contours) are used on these maps. A color key is provided in Figure 3-1 to indicate instrument response levels. Results from the geophysical survey and color contour maps are in Section 4. Details of these methods and the instrumentation used in the surveys are described below.

3.1.3.1 EM-61 Mark II Survey

The survey used a Geonics EM-61 Mark II metal detector to evaluate the presence or absence of metallic landfill material. The EM-61 Mark II uses a one-meter-square coil to transmit 150 EM pulses per second into the ground at each measurement station. A second transmitter coil is used to narrowly focus the pulses, making the instrument insensitive to overhead and/or nearby

sources of EM interference such as buildings, fences, power lines, surficial debris, and atmospheric EM activity.

During the time between transmitted pulses, a receiver coil measures the decay of transient electrical currents induced by the transmitted pulses. Electrical currents in moderately conductive earth materials (e.g., damp clays, mineralized or oxidized soils, etc.) dissipate rapidly, so the more prolonged currents are likely due to buried metallic objects. The instrument can detect prolonged transient currents, which provides a digital read-out of the metallic content of the subsurface.

The survey scanned the taxiway and the 25-foot wide areas on each side by automatically collecting EM readings at one-second intervals along parallel profiles spaced approximately five feet apart. The survey spanned all accessible portions of the survey area shown in Figure 3-1. Location control (with sub-meter accuracy) was provided by a differential global positioning system (GPS) to ensure environmental geographic information system (EGIS)-compatible mapping. Measurement locations were recorded using a mobile GPS receiver, with differential corrections applied relative to a fixed base-station GPS receiver. The EM-61 is effective to a depth of approximately nine-feet below grade.

3.1.3.2 EM-31

The EM-31 induces electric current in the earth using an electromagnetic transmitter coil. This current creates a secondary EM field that is measured by a receiver coil at a fixed separation of 3.7 meters from the transmitter coil. The secondary EM field has two components: (1) the quadrature (apparent conductivity) component, which is proportional to the bulk electrical conductivity or terrain conductivity (in millimhos per meter or mmho/m) of the subsurface materials, and (2) the in-phase component (in parts per thousand), which is primarily a measure of the relative concentration of metallic material in the subsurface. Data from these two measurement components were processed together and presented as color contour conductivity maps (see Section 4).

For this survey, an EM-31 was employed in vertical dipole mode, in which the instrument is insensitive to material at the ground surface and has peak sensitivity to material at a depth of approximately five feet. Below five feet, the sensitivity diminishes logarithmically. The terrain

conductivity or in-phase response measured by the EM-31 in vertical dipole mode primarily represents subsurface electrical properties at a depth of five feet (plus or minus), with little contribution from material at the ground surface, and moderate (and diminishing) contribution from materials down to approximately 25 feet. The vertical dipole EM-31 was selected to screen out the constructed taxiway surface, while maintaining a significant effective survey depth. The EM survey was completed by collecting vertical dipole mode terrain conductivity and in-phase data along profiles spaced approximately 20 feet apart, to cover the large area.

3.1.3.2 Ground-Penetrating Radar

The GSSI SIR-2000 ground-penetrating radar (GPR) instrument was used to image the taxiway (the same subsurface area as was scanned with the EM-31 and EM-61 instruments, except for the 25-foot-wide area on either side of the taxiway). The GSSI SIR-2000 was operated with a 5-megahertz antenna. GPR data were collected along several lines parallel to the taxiway and spaced approximately 10 feet apart. The GPR data (as the amplitude of the reflected radar pulses) were integrated with distance and depth data to generate typical subsurface profiles showing characteristics of fill (e.g., anomalies, disturbances in subsurface materials, if any) over the length of the survey area. The survey area was scanned along eight profiles spaced at 10-foot intervals at 0, 10, 20, 30, 40, 50, 60, and 72 feet, respectively, from the northeastern edge of the taxiway. These data were processed in linear sections of 400 feet.

3.1.4 Soil Borings

Concrete coring was performed at 25 locations in the taxiway before soil drilling. A direct-push technology (DPT) rig was then used to collect discrete soil samples to 12 feet below the soil surface (beginning at the soil underlying the taxiway gravel base). Soil borings were advanced in 26 locations (see Figure 3-1; one boring was advanced in an adjacent unpaved area). The soil boring summary and related laboratory analyses are in Table 3-1.

Twenty-three soil borings (Dump Road soil boring DR-SB-200 through DR-SB-208; DR-SB-210 through DR-SB-219; and DR-SB-222 through DR-SB-225) were spaced 100-ft apart along a 2,100-foot linear span of the paved taxiway. The sampled area corresponds to locations believed to be within the extent of former waste disposal activities. The remaining three borings (DR-SB-209, DR-SB-220, and DR-SB-221) were additional, strategically located sampling locations. Soil boring DR-SB-209 was collected between former test pits DR-A51 and DR-A64,

where elevated soil concentrations of benzene, toluene, ethylbenzene, and xylenes (BTEX) have been detected. Total petroleum hydrocarbons (TPH) have also been detected there, at concentrations exceeding MDE standards. Borings DR-SB-220 and DR-SB-221 are within the area of the former acid pit (historical feature "A" in Figure 3-1) on the taxiway alignment.

Soil borings DR-SB-218, DR-SB-219, DR-SB-222, and DR-SB-223 fulfilled the dual objectives of providing borings and sampling locations every 100 feet along the runway and further evaluating the area of the former acid pit. Borings DR-SB-200 through DR-SB-204 also evaluated soil conditions in areas identified as former ammunition or fuel bunkers (historical features "D" and "E" in Figure 3-1). Samples from DR-SB-214 and DR-SB-216 addressed two other areas where elevated volatile organic compound (VOC) concentrations have been detected in soil: (1) the area between test pits DR-A53 and DR-A62 (DR-SB-214) and (2) the area between test pits DR-A54 and DR-A61 (DR-SB-216).

Continuous soil samples (DPT Macro-Cores®) were collected for lithologic description and field screening to a depth of approximately 12 feet below the taxiway gravel subgrade at each soil boring. All soil samples collected during the field investigation were reviewed and described in the test boring logs using the Unified Soil Classification System based on visual observation. Soil was described on a lithologic log prepared by a qualified geologist, with emphasis placed on recognizing and documenting imported fill and/or landfilled waste, if present. The boring logs also noted, when encountered, any cobbles, concrete, or waste observed, and documented field-screening results and the groundwater levels encountered.

Soil samples were screened with a photoionization detector (PID) using a consistent-headspace screening methodology (i.e., zip-top bag technique). Representative samples from each distinct stratum in the macrocore liner were collected and placed in sealed zip-top bags. To determine headspace, soil samples were placed in the sampling bag and broken up to allow any VOCs within the soil core to fill the bag. The bag was subsequently shaken and then allowed to sit for several minutes. The PID was then used to screen the sample-bag air space by opening the zip-lock just enough to insert the tip of the PID.

Soil samples were collected for laboratory analyses based on visual evidence of possible contamination (e.g., waste material, staining, or discoloration), elevated PID readings, or odors. If no contamination was evident, one soil sample was collected at approximately four to six feet

below grade, and a second sample was collected above the groundwater table and the capillary zone. Eight soil samples were collected at depths believed to be in the capillary zone, or possibly in saturated soils, based on black discoloration of the soils and/or elevated PID readings. Soil samples were immediately placed in a cooler containing ice and the samples were shipped to the laboratory for analysis on the same day the samples were taken.

Push rods were decontaminated between sample collections to prevent cross-contamination. Decontamination was conducted at each sampling location. Decontamination water was temporarily contained in buckets and then transferred (within a secondary containment pad) to a drum at the approved staging area at the end of each day.

3.1.5 Soil Sample Analyses

Soil samples from the 26 soil borings were shipped to an off-site laboratory and analyzed for the following parameters:

- VOCs by SW846 Method 8260B
- semi-volatile organic compounds (SVOCs), including 1,4-dioxane, by SW846 Method 8270D
- polychlorinated biphenyls (PCBs) by SW846 Method 8082A
- total petroleum hydrocarbons (TPH)-gasoline-range organics (GRO) and diesel-range organics (DRO) by SW846 Method 8015D
- priority pollutant metals (including hexavalent chromium) by SW846 Method 6010C

Trip blanks (one per cooler of VOC samples collected) were submitted daily to the laboratory with the soil samples. Field duplicate samples for quality assurance purposes were collected and analyzed on a 1:20 basis. Table 3-2 summarizes the total number of samples collected and the related laboratory analyses performed.

3.1.6 General Sampling Procedures, Nomenclature, and Handling

A master site-logbook was maintained at the site as an overall record of field activities. Each soil sample received a unique sample identification consisting of the site location, a unique identifier for each soil boring, and a sampling depth. The depth from which the sample was collected was recorded as the depth below the base of the taxiway constructed surface (i.e., below the asphalt

concrete and gravel base), or below ground surface if the location was not on the taxiway. The sample nomenclature is as follows:

- The sample identification tag consisted of the designation "DR-SB" (for Dump Road soil boring) followed by the soil boring number (200–225). Following the soil boring number, two-digit identifiers were added to indicate the top and bottom depths of the soil sample. For example, "DR-SB-220-08-10" designates a sample collected from DRA soil boring location SB-220 at a depth interval of eight to 10 feet below the base of the taxiway constructed gravel base (or below ground surface for the one soil boring located off the taxiway).

- Trip blanks (TB) were labeled with a TB prefix followed by a six-digit submittal date (e.g., TB-080612).

Sample handling included field-related considerations concerning the selection of sample containers, preservatives, allowable holding times, and analyses requested. Proper custody procedures were followed throughout all phases of sample collection and handling. Chain-of-custody (COC) protocols were used throughout sample handling to establish the evidentiary integrity of sample containers. These protocols demonstrate that the samples were handled and transferred in a manner that would eliminate (or detect) possible tampering. Sample containers were released under signature from the laboratory and accepted under signature by the samplers or individual responsible for maintaining custody until the sample containers were transferred to the samplers. Transport containers returning to the laboratory were sealed with strapping tape and a tamper-proof custody seal. The custody seal contains the signature of the individual releasing the transport container, along with the date and time.

3.1.7 Surveying

During field activities, Tetra Tech used a GPS unit capable of sub-meter accuracy to establish the coordinates of each soil boring location. The GPS coordinates were stored electronically in the field using the GPS datalogger and uploaded to the project EGIS database. GPS survey data was used to produce maps showing accurate locations of soil borings for this report.

3.1.8 Equipment Decontamination

The downhole Geoprobe® equipment was decontaminated before arriving on-site, between each boring, and before leaving the site. Decontamination of the equipment and any reusable field sampling equipment (trowels, etc.) consisted of the following steps:

- Alconox® and potable-water wash
- potable-water rinse
- air drying
- collection of decontamination solutions for disposal

All decontamination of the Geoprobe® tools and sampling equipment was conducted over a tub or temporary decontamination pad. All decontamination fluids were contained and subsequently placed in United States Department of Transportation (USDOT)-approved 55-gallon steel drums for characterization and disposal.

3.1.9 Waste Management

Waste management procedures established in Lockheed Martin guidance EROP-03 (Lockheed Martin, 2009) were followed to handle and manage waste generated at the DRA. IDW for this project consisted of decontamination rinse water, used personal protective equipment (PPE), excess soil cuttings from the borings, and 25 concrete cores removed from the taxiway. Used PPE was brushed off, placed in trash bags, and disposed of in an MSA trash receptacle designated by facility personnel. Decontamination rinse water, soil cuttings, and concrete cores were stored in USDOT-approved 55-gallon steel drums.

After task completion, drums were moved to a staging area identified by MSA facility personnel. After completing the field investigation, samples of the IDW were collected by the waste contracting firm and submitted for waste profiling (see Table 3-2). Upon receipt of the IDW analytical data, the IDW was removed from the facility by a Lockheed Martin-approved waste contractor and properly disposed of in accordance with federal, state, and local regulations. IDW disposal records are in Appendix D.

3.1.10 Site Restoration

Each completed borehole was pressure-grouted (using a tremie pipe) from the bottom of the borehole to the base elevation of the existing taxiway sub base. The remaining borehole annulus was restored to the surface using a high-traffic-rated concrete. The surface was restored to pre-existing conditions and the boreholes in the taxiway were restored with concrete in a manner designed to prevent subsidence of the repair.

3.2 DATA MANAGEMENT

Laboratory data handling procedures met the requirements of the laboratory subcontract. All analytical and field data were maintained in the Tetra Tech project files and are available in the appendices of this report. The project files include copies of the COC forms, sample log forms, sampling location maps, and documentation of quality assurance and quality control.

3.2.1 Data Tracking and Control

A "cradle-to-grave" sample-tracking system was used from the beginning to the end of the sampling event. Before field mobilization, the field operations leader coordinated and initiated the sample-tracking process. Sample labels were handwritten in the field or preprinted before entering the field. Labels were reviewed for accuracy and to ensure adherence to the work plan. The project manager (PM) coordinated with the analytical laboratory to ensure that they were aware of the number and type of samples and analyses to expect.

When field sampling was underway, the field operations leader forwarded COC forms to the PM or their designee and to the laboratory for each day that samples were collected; the PM or their designee confirmed that the COC forms provided the information required by the work plan. After completion of all requested analyses, the laboratory submitted an electronic deliverable for every sample delivery group. When all electronic deliverables had been received from the laboratory, the PM or designee ensured that the laboratory had performed all requested analyses, and had noted discrepancies sufficiently early so that all samples could be analyzed within prescribed holding times.

3.2.2 Data Verification

Reduction of laboratory data entails manipulating raw data-instrument output into reportable results. Laboratory data were verified by the group supervisor and then by the laboratory's quality control/documentation department.

3.2.3 Project Data Compilation

The analytical laboratory generated an Adobe *Acrobat*® portable document format (PDF) file of the analytical data packages, as well as electronic database deliverables. The electronic database was checked against the PDF file provided by the laboratory and updated as required, based on data-qualifier flags applied during data validation. Soil data were incorporated into the EGIS

database. All data, such as units of measure and chemical nomenclature, were organized to assure consistency across the project database.

3.2.4 Geographical Information System

Data management systems now in use consist of a relational database and geographic information system (GIS) to manage environmental information pertaining to MSA. The relational database stores chemical, geological, hydrogeologic, and other environmental data collected during environmental investigations. The GIS is built from the relational database and contains subsets of the larger data pool. Using the GIS, environmental data can be posted onto base maps to represent information graphically. Sampling, chemical, and positional data were compiled and incorporated into the MSA EGIS. The EGIS system then generated various maps from the MSA data, including site and sampling location maps and contaminant tag maps, as needed.

3.2.5 Data Validation

Data validation involves a party independent of the analytical laboratory reviewing the analytical data to ensure that specific criteria have been met. These criteria are concerned with specifications that are not sample dependent; they specify performance requirements that should be fully under a laboratory's control. For organic data analyses, specific validation areas include blanks, performance-evaluation-standard materials, and instrument performance checks. For inorganic data analyses, specific validation areas include blanks, calibration standards, calibration-verification standards, laboratory control standards, and interference-check standards.

Chemical data were supplied by the laboratory as hard-copy reports and electronic databases; these are in Appendix E. Following the investigation, chemical data were validated in accordance with established USEPA protocols to assess data reliability and accuracy. The review is based on the USEPA Region 3 *Modifications to the National Functional Guidelines for Data Review* (USEPA, 1993 and 1994) and the specifics of the analytical method employed. Data validation reports, including complete COC, are in Appendix F (on compact disc).

Table 3-1
Soil Boring Sample Summary and Rationale
2013 Taxiway Tango Soil Characterization
Lockheed Martin, Martin State Airport, Middle River, Maryland

Soil boring number	Soil boring location	Number of samples (per boring)	Analysis (method)	Rationale/purpose
DR-SB-200* through DR-SB-225* (except DR-SB-221*)	Taxiway Tango; all borings advanced to 12 feet below grade	Two per boring; sampling depths are based on evidence of contamination; if no indication of contamination was found, one sample was collected at 4–6 feet below grade and the second sample was collected above the groundwater table and the capillary zone	VOCs (8260B) SVOCs (8270D) PCBs (8082A) TPH-GRO/DRO (8015D) Priority pollutant metals (6010C, 7471A)	To provide data to define the limits of waste and impacted soil that may require excavation within the Dump Road Area during the proposed renovations to Taxiway Tango. Also, for DR-SB-200 through DR-SB-204 and DR-SB-218 through DR-SB-223: to provide data to characterize soil possibly impacted by previous operations and activities in areas identified as historical features, such as former fuel/ammunition bunkers, open disposal pits, or open burning areas. The locations of these features have been estimated through reviews of historical aerial photographs. The mapped locations of these features are approximate.
DR-SB-221*	40 feet west of Taxiway Tango north of Taxiway Delta			

*To complete the sample identifier (ID), the sampling depth-interval is added onto the sample number. For example, the sample designation DR-SB-200-04–06 indicates that the sampling depth was four to six feet below grade.

DR = Dump Road
DRO = diesel-range organics
GRO = gasoline-range organics
SB = soil boring
PCBs = polychlorinated biphenyls
SVOCs = semivolatile organic compounds
TPH = total petroleum hydrocarbons
VOCs = volatile organic compounds

Table 3-2
Task-Specific Analytical Method Details
2013 Taxiway Tango Soil Characterization
Martin State Airport, Middle River, Maryland

Task	Matrix	Analysis, method	Number of samples
Soil borings	Soil	VOCs (SW 846 Method 8260B) SVOCs (SW 846 Method 8270 D) PCBs (SW846 Method 8082A) priority pollutant metals (SW 846 Method 6010C) TPH-GRO and -DRO (SW846 Method 8015D)	52, plus two field duplicates and four trip blanks for VOCs
IDW	Soil, decontamination water	TCLP extraction and 8260B/8270C/8081A 8151A/6010B/7470A	one for soil and one for water

DRO = diesel-range organics
GRO = gasoline-range organics
IDW = investigation-derived waste
PCBs = polychlorinated biphenyls
SVOCs = semivolatile organic compounds
TCLP = toxicity characteristic leaching procedure
TPH = total petroleum hydrocarbons
VOCs = volatile organic compounds

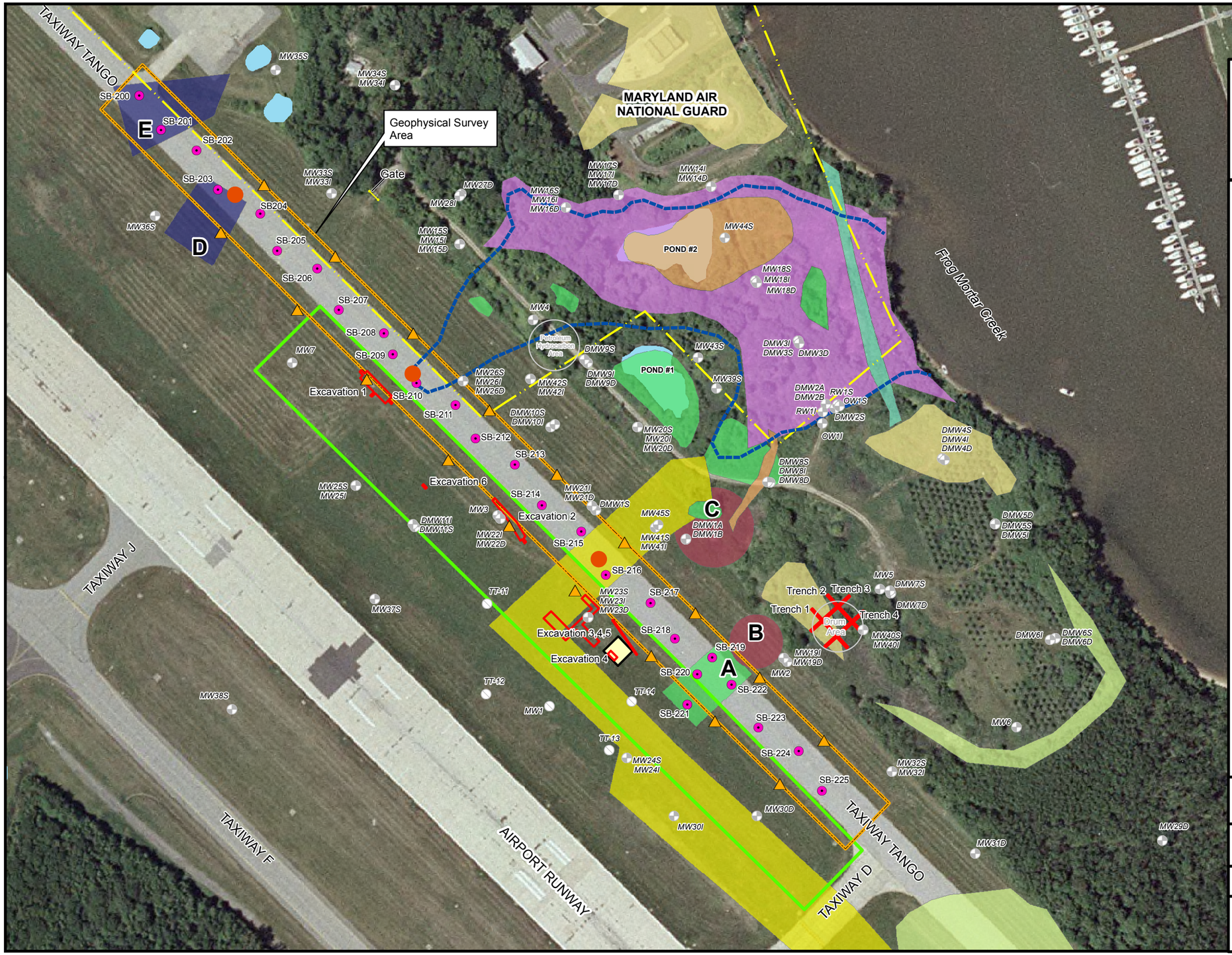

FIGURE 3-1

2013 GEOPHYSICAL SURVEY AREA AND SOIL BORING LOCATIONS TAXIWAY TANGO MARTIN STATE AIRPORT

LEGEND

- Soil Boring Location (2013)
- Previous Test Pit (2012)
- Groundwater Monitoring Well
- Abandoned Well
- Outline of Former Cove
- Dump Area Trenching Locations
- Maryland Air National Guard Boundary
- 2013 Geophysical Survey Area
- 1991 Drum Excavation
- Taxiway Tango Median Area

Historical Features

- Former Bunker (Ammo or Fuel)
- Former Debris Piles
- Dike/Berm
- Former Dike/Berm Terraced
- Former Disturbed Earth
- Fill
- Former Open Burning
- Former Pond (Historical)
- Former Pond/Pit (Historical)
- Pond (Existing)
- Historical Soil Boring in Taxiway Tango (1956)
- C — Historical Feature Identified near Taxiway Tango

NOTE: Locations of features A and B were taken from oblique aerials and are approximate in size and location.

Dump Road Area
Lockheed Martin, Martin State Airport
Middle River, Maryland

0 50 100 200 Feet

N

DATE MODIFIED: 11/11/13

CREATED BY: MP

TETRA TECH

Map Document: (K:\GProject\MartinStateAirport-LMC\MapDocs\MXD\Maps\Taxiway Tango SB and Geophysical Survey Area 2013_surveyed revised 111113.mxd)
11/11/2013 -- 10:41:14 AM

Section 4
Results

The following section presents the results of the soil characterization conducted near Taxiway Tango at Martin State Airport (MSA). This investigation was performed to define the nature and extent of possible waste and impacted soil beneath and adjacent to Taxiway Tango.

4.1 GEOPHYSICAL INVESTIGATION

A summary of the findings of each method is described below. A full copy of the geophysical survey report for Taxiway Tango, completed by Enviroscan, Inc., is in Appendix I.

4.1.1 EM-61 Results

EM-61 survey results (Figure 4-1) indicate that fill material below the surface of the taxiway does not contain metallic or high conductivity material. The gray coloring in Figure 4-1 reflects the absence of high conductivity material, as compared to the color-contoured area adjacent to the taxiway (higher conductivity results were detected within the 25-foot-wide sections on either side of the taxiway). Higher conductivities in areas adjacent to the taxiway are attributed to a combination of known utilities and landfilled material. However, a large metallic object, measuring approximately 26 feet by 12 feet, was detected near former test pit location TP-A49 in the strip of land between the taxiway and the known electric conduit southwest of the taxiway. This anomaly is represented by a bright, lavender-colored oval in Figure 4-1. This object is considered an anomaly of interest since it is located coincident with the estimated footprint of a former ammunition or fuel bunker labeled as feature “D” in Figure 4-1 (Tetra Tech, 2013a). In addition, as noted in the geophysical survey report (Appendix I), an anomaly shown near SB-204 resulted from geophysical equipment left near one of the Geoprobe® sampling rigs; it does not represent subsurface conditions.

4.1.2 EM-31 Results

EM-31 survey results (Figure 4-2 and 4-3) indicate that fill material below the surface of the taxiway does not contain metallic or high-conductivity material. The EM-31 in-phase and apparent-phase conductivity data from this investigation were combined with data from previous EM-31 surveys in the Dump Road Area to produce Figures 4-2 and 4-3. Only the data plotted for soils underlying the taxiway and in the 25-foot-wide strips on either side were generated from this investigation; the previous data and new data show strong resemblance at the match lines. No anomalies (other than known utilities) were detected below the taxiway. Known electrical utilities and the margins of landfilled waste extending from the Dump Road Area were detected in the 25-foot-wide areas adjacent to the taxiway.

4.1.3 Ground-Penetrating Radar Results

Summary results of the GPR survey are in Appendix I. GPR data (expressed as the amplitude of reflected radar pulses) were integrated with distance and depth data to generate typical subsurface profiles showing characteristics of fill (e.g., anomalies, disturbances in subsurface materials, if any) over the surveyed area. GPR profile data plotted over five connecting segments of the taxiway show no disturbances indicative of waste landfilling beneath the taxiway.

A representative section of the GPR results is in Appendix I. The GPR survey shows no disturbances in the soil profile characteristic of any fill material. The survey only detected some variation in the soil profile, particularly with respect to clay content.

4.2 SUBSURFACE LITHOLOGY AND OBSERVATIONS

No landfilled waste was encountered in the 25 soil borings advanced directly through the taxiway. The surface of Taxiway Tango consists of 8.5–13.5 inches of asphalt concrete underlain by a gravel base approximately one-foot deep. The surface of the taxiway median and the areas adjacent to the taxiway consist of gently sloping grass and topsoil. In general, the soil encountered directly below the taxiway consisted of a somewhat stratified mix of fill (i.e., sandy gravel, poorly sorted sand, silt, and clay).

Below the constructed gravel base, a one- to two-foot-thick clay layer is present in the northern portion of the investigation area between DR-SB-200 and DR-SB-215. This shallow clay layer spans the northern taxiway area and is underlain by coarse materials such as sandy gravel and

poorly sorted sands, followed by fine-grained materials 8–13 feet below the taxiway. This clay layer is more contiguous in the northern portion of the investigation area than it is in the southern portion between borings DR-SB-215 and DR-SB-225. Historical aerial photos suggest reworking (e.g., terracing or berming) of soils in this area (south of DR-SB-215) took place in the 1940s. This bermed soil may have been distributed as backfill during taxiway construction in the 1950s, or may have been filled during a separate phase of construction, which may explain the relative heterogeneity of the shallow soils in the southern taxiway area as compared to areas north of DR-SB-215.

The deeper fine-grained soils consist of silt, silty clay, and high plasticity clay, each with varying proportions of sand. The groundwater table throughout the Taxiway Tango area is typically encountered at approximately 12 feet below the upper taxiway surface, or 10 feet below asphalt concrete and gravel layers. Depth to groundwater is generally indicated by the higher moisture content observed in soils encountered below this depth.

The PID headspace screening results for soil samples below the taxiway are generally less than 10 parts per million (ppm), and most headspace readings were not elevated significantly above background (i.e., readings below 3 ppm), including saturated-zone samples. Two exceptions are the PID headspace results for DR-SB203-10-12 (15 ppm) and DR-SB212-11-13 (125 ppm). Elevated headspace screening results in these soil samples more likely reflect VOCs in groundwater rather than in soils. Photographs taken during the geologic logging of soil borings are in Appendix G; soil boring logs are in Appendix H.

4.3 SOIL BORING AND SAMPLING RESULTS

Twenty-six soil borings were advanced along Taxiway Tango adjacent to the Dump Road Area (Figure 3-1) to evaluate the presence of buried materials/debris, and to evaluate chemical and metal concentrations in subsurface soil. Fifty-two discrete subsurface-soil samples (two from each soil boring) were collected and submitted to a laboratory for analysis of volatile organic compounds (VOCs), semivolatile organic compounds (SVOCs), polychlorinated biphenyls (PCBs), total metals (including mercury), total petroleum hydrocarbon (TPH)-diesel-range organics (DRO), and TPH-gasoline-range organics (GRO). The frequency of chemicals detected is summarized in Table 4-1.

Table 4-2 compares analytical data results to Maryland Department of the Environment (MDE) non-residential land-use standards (Table 4-2). Current access to the taxiway area is limited by MAA security fencing, and activity in most of the study area is limited to periodic grounds keeping near the taxiway. Thus, non-residential screening criteria are more appropriate for current and likely projected future uses of the property (i.e., continued use as an airport).

Preliminary remedial goals developed for benzo(a)pyrene-equivalents and select metals are also provided in Table 4-2 for comparison to detected concentrations. PRGs are risk-based regulatorily acceptable contaminant levels above which exposure and risks to the receptor(s) of concern (in this characterization, the construction worker) may be regulatorily unacceptable. PRGs were developed in the human health risk assessment (Tetra Tech, Inc. [Tetra Tech], 2012d) performed using Dump Road soil data.

In addition to MDE non-residential standards, metals data are also compared to MDE's anticipated typical concentration (ATC) for the eastern region of the state. ATCs were derived by MDE to represent reference levels or "background" concentrations for 23 metals in three geologic regions of Maryland. MDE allows for the proposed use of an ATC as an alternative to the risk-derived residential-soil screening level if the ATC exceeds the risk-derived standard. Detected concentrations of select metals in soils are also compared to the Middle River Complex background metals concentrations (see *Response Action Plan, Block B;* Tetra Tech, 2009b).

Validated chemical data for soil were used to generate a frequency of detection table (Table 4-1) and a positive detections table (Table 4-2) summarizing detected analyte concentrations in the soil. Gray and black shading in Table 4-2 indicates results exceeding MDE residential- and non-residential-soil standards, respectively. Some data in Table 4-2 are qualified as estimated (i.e., *J*-qualified), indicating that although the analyte was positively identified in the sample, its concentration was below the laboratory quantitation limit and is therefore estimated. Several soil samples also had concentrations that were qualified with a "*B*," indicating that the result was found in an associated laboratory blank sample and therefore may be attributed to blank contamination. Qualified data results are noted in Table 4-2. Appendix E includes a table of all chemical results, including non-detect values. Full data validation reports are in Appendix F.

4.3.1 Volatile Organic Compounds

Several VOCs were detected in Taxiway Tango soil samples, but at low concentrations when compared to screening levels. Trichloroethene (TCE) is the only VOC detected at a concentration exceeding its non-residential soil screening level. The single TCE exceedance was detected in soil boring DR-SB-212 at a depth of 11-13 feet below the taxiway gravel base. VOC detections in this saturated-zone soil sample are likely related to the known presence of VOCs in area groundwater (i.e., some VOCs have been detected at concentrations exceeding non-residential soil screening criteria in nearby Dump Road Area shallow monitoring wells). Figure 4-4 shows the soil sample with the VOC concentrations above the criterion.

4.3.2 SVOCs and Benzo(a)pyrene-Equivalent Concentration

Several SVOCs were detected throughout Taxiway Tango soil samples, but benzo(a)pyrene is the only SVOC detected at concentrations exceeding its non-residential soil screening criterion. Benzo(a)pyrene exceedances were detected in two soil samples: DR-SB-206 (420 micrograms per kilogram [µg/kg] collected at 8-10 feet deep) and DR-SB-211 (430 µg/kg collected at 4-6 feet deep). Both sampling locations are in the eastern portion of the taxiway. Figure 4-4 shows the soil samples with SVOC concentrations above the benzo(a)pyrene criterion.

Benzo(a)pyrene-equivalent (BaPEq) concentrations were calculated using current United States Environmental Protection Agency (USEPA) guidance (USEPA, 1993). Concentrations of benzo(a)pyrene, benzo(a)anthracene, benzo(b)fluoranthene, benzo(k)-fluoranthene, chrysene, dibenz(a,h)anthracene, and indeno(1,2,3-c,d)pyrene are combined in a risk-weighted concentration that is expressed in terms of benzo(a)pyrene toxicity. This calculated value, called the benzo(a)pyrene-equivalent concentration (BaPEq), uses the USEPA-recommended toxicity equivalency factors (TEFs) to estimate the potency of each of these seven polycyclic aromatic hydrocarbons (PAH) compounds relative to that of benzo(a)pyrene. The TEFs are then used to convert each individual PAH concentration into an equivalent concentration of benzo(a)pyrene; these values are summed to arrive at the calculated BaPEq concentration.

BaPEq levels are compared to the risk-based PRG developed for BaPEq in soil in the Dump Road remedial investigation (see Table 6-36 in Tetra Tech, 2012d). The PRG is based on a 10^{-5} cancer risk (i.e., one-in-100-thousand risk) for the construction worker (the receptor most likely to encounter subsurface soils). Although benzo(a)pyrene concentrations exceed the

non-residential soil screening criterion in two samples, calculated BaPEq values for all the samples are less than the BaPEq PRG. An explanation of the methodology used to calculate BaPEq is in Appendix J.

4.3.3 Metals

Several metals (arsenic, barium, chromium, copper, lead, nickel, and vanadium) were detected in all 56 soil samples collected for this investigation. Arsenic, vanadium, and chromium are the only metals detected above MDE eastern regional anticipated typical concentrations (ATCs; i.e., above regional "background") in taxiway soil samples, but arsenic is the only metal to exceed the MDE non-residential soil screening criterion. Figure 4-4 shows the soil samples with metals concentrations above the criteria.

Arsenic was detected at concentrations ranging from 0.34*J* to 11 mg/kg, and exceeds the non-residential soil screening level (1.9 mg/kg) in 38 samples. Approximately 46% (24 of 52 samples) of detected arsenic concentrations also exceed the eastern Maryland ATC for arsenic (3.6 mg/kg). Detected chromium concentrations range from 1.6*J* to 79 mg/kg, but only 11 of 52 samples exceed the ATC (28 mg/kg). All chromium concentrations are less than the MDE non-residential soil screening level (310 mg/kg). Positive detections of hexavalent chromium were reported in only two soil samples: DR-SB-205-10-12 (5.1 mg/kg) and DR-SB-212-4-6 (0.43*J* mg/kg). Both concentrations are well below the non-residential soil criterion (310 mg/kg), and less than the Dump Road Area construction worker PRG (41 mg/kg). Vanadium was detected at concentrations ranging from 22*J* to 77*J* mg/kg, and exceeds its ATC (30 mg/kg) in 25 soil samples. All detected vanadium concentrations are less than the MDE non-residential soil screening level (100 mg/kg).

4.3.4 Polychlorinated Biphenyls

PCBs were not detected in any soil sample collected during this investigation.

4.3.5 Total Petroleum Hydrocarbons

TPH-DRO was detected in 11 soil samples at concentrations ranging from 15*J*–150 mg/kg. The highest DRO concentration was detected in a saturated-zone soil sample (DR-SB-207-10-12) located near a storm sewer line that crosses the taxiway in the northern portion of the study area (see Figures 4-1 to 4-3). GRO was detected in six soil samples at concentrations ranging from

79*J*–1800 µg/kg. The highest concentration of TPH-GRO was detected in a saturated-zone soil sample (DR-SB-212-11-13) collected southwest of the DRA Petroleum Hydrocarbon Area. This is the same sample in which the highest TCE concentration was detected. All TPH-DRO and -GRO concentrations detected are below MDE non-residential soil screening levels (620 mg/kg and 620,000 µg/kg, respectively).

4.4 COMPARISON OF SUBSURFACE FINDINGS ACROSS THE DUMP ROAD AREA

Soil samples were continuously collected and their lithology continuously logged over the full depth of the 26 soil borings advanced during this investigation. Photographs taken during the August 2013 Taxiway Tango characterization and a photograph description file are in Appendix G; Appendix H contains the soil boring logs. The lithologic, physical, and chemical properties of soils and wastes characterized in the August 2013 Taxiway Tango soil borings were compared to the results from previous investigations of subsurface conditions at MSA and in the DRA, including the remedial investigation (Tetra Tech, 2012d), the *Taxiway Tango Characterization Report* (Tetra Tech, 2013b), and the draft *Dump Road Source Areas Soil and Groundwater Characterization* results (Tetra Tech, 2013c).

August 2013 soil boring observations generally indicate visually clean soils (i.e., no debris/waste items, staining, or odors) from the surface down to the groundwater table (around 10 feet in depth). Black coloration was observed in the soils in some Taxiway Tango borings near the assumed high groundwater table. In areas adjacent to Taxiway Tango, wastes and/or visually contaminated soils were generally observed (based on previous test pits and soil borings) at depths between 0.5 and seven feet below grade. The thickness of clean topsoil and the depth to waste observed in previous investigations varies within areas east or west of Taxiway Tango. Evidence of possible drum carcasses was observed in several test pits excavated in 2012 along the western side of Taxiway Tango (e.g., DR-TP-A51, A52, A23, A53, and Excavations 1, 2, 3, and 6).

The low incidence of organic-chemical detections in the unsaturated-soils samples below Taxiway Tango (see Section 4.3) was visually validated by the absence of observed landfilled waste throughout these soil borings. Soils in borings below the taxiway are predominantly silty clay and sand with gravel. In contrast, soils in several test pits (A51, A52, A53, A60, A65, and

A66) advanced within 30 feet on either side of the taxiway consist entirely of sand and silts, with no clay; subsurface materials encountered in these areas include waste debris (e.g., wood, scrap metal, etc.) (Tetra Tech, 2013b). PCBs were detected at elevated concentrations in 2012 soil samples from three test pits along the eastern side of the taxiway (TP-A62, A63, and A64), but not in the test pits advanced directly to the west, across the taxiway (A51, A52, and A53). Similarly, chemical results for soil across the rest of the DRA investigation area are variable and do not appear to demonstrate distinct spatial patterns, presumably due to the substantial reworking of the area during and following the period of active waste disposal.

4.5 HUMAN HEALTH RISK EVALUATION

An evaluation of human health risks was performed using the chemical data from the 42 soil samples collected in the vadose (i.e., above the water table) zone to evaluate potential risks to construction and industrial workers, should they be exposed to soils beneath the taxiway. Human health risks were evaluated for a scenario involving direct contact (i.e., incidental ingestion, dermal contact, and inhalation) with unsaturated subsurface soil (less than 10 feet below gravel base) under Taxiway Tango. Soil-sample chemical data from boring DR-SB-221 were excluded from the data set because SB-221 is outside of the taxiway boundary.

Analytical results from saturated subsurface soil (greater than 10 feet below gravel base) were not evaluated quantitatively because receptors are not expected to contact saturated subsurface soil. However, saturated subsurface soil data are included in the qualitative evaluation of human health risk (see Appendix K). Conclusions of the risk ratio evaluation are as follows:

- hazard indices (HI) based on hypothetical exposure to non-carcinogenic chemical constituents detected in unsaturated soils below Taxiway Tango are less than the target level (unity, or 1) for all receptors; therefore, adverse non-cancer effects are not anticipated

- incremental lifetime cancer risks (ILCRs) for construction workers and industrial workers are less than or within the United States Environmental Protection Agency's (USEPA's) target risk range (10^{-4} to 10^{-6}, or a one-in-10,000 to one-in-a million excess cancer risk), and are less than MDE's target level (10^{-5}, or a one-in-100,000 excess cancer risk); exposure to carcinogenic constituents detected in unsaturated subsurface soil below Taxiway Tango is not associated with regulatorily unacceptable carcinogenic risks for construction workers or industrial workers.

The supporting data analysis tables and a narrative summary of the quantitative and qualitative risk evaluation are in Appendix K.

TABLE 4-1
FREQUENCY OF DETECTION - CHEMICAL ANALYTICAL RESULTS
2013 TAXIWAY TANGO SOIL CHARACTERIZATION
MARTIN STATE AIRPORT, MIDDLE RIVER, MARYLAND

Chemical	Frequency of Detection		Mininum Non Detected	Maximum Non Detected	Mininum Detected		Maximum Detected		Sample of Maximum Detected	Mean of All Samples	Mean of Positive Detects	Standard Deviation
	Number	Percent										
Volatile organic compounds (µg/kg)												
2-BUTANONE	37/52	71	1	1000	1.2	J	59		DR-SB-210-12-13	16.14	8.78	69.04
ACETONE	33/52	63	5	4000	5.2	J	240		DR-SB-210-12-13	91.58	72.54	273.71
CARBON DISULFIDE	24/52	46	0.31	280	0.37	J	1.9	J	DR-SB-207-10-12	3.19	0.87	19.35
VINYL CHLORIDE	18/52	35	0.28	420	0.32	J	33		DR-SB-204-08-10	5.76	4.67	29.31
CIS-1,2-DICHLOROETHENE	15/52	29	0.25	0.62	0.28	J	39000		DR-SB-212-11-13	755.75	2619.54	5407.59
NAPHTHALENE	10/52	19	0.13	160	0.15	J	78		DR-SB-208-04-06	4.21	13.20	15.90
TOLUENE	10/52	19	0.19	1.5	0.34	J	1900	J	DR-SB-212-11-13	36.94	191.44	263.43
BENZENE	7/52	13	0.16	280	0.19	J	1.3	J	DR-SB-204-08-10	2.85	0.54	19.39
O-XYLENE	7/52	13	0.25	200	0.5	J	3.8	J	DR-SB-205-06-08	2.20	1.13	13.84
TOTAL XYLENES	7/52	13	0.25	150	0.5	J	10		DR-SB-205-06-08	1.84	2.02	10.43
1,2,3-TRIMETHYLBENZENE	5/52	10	0.12	4	0.2	J	0.85	J	DR-SB-207-02-04	0.15	0.52	0.30
1,2,4-TRIMETHYLBENZENE	5/52	10	0.46	120	0.58	J	2.5	J	DR-SB-210-12-13	1.51	1.14	8.28
4-ISOPROPYLTOLUENE	5/52	10	0.15	110	0.23	J	1.4	J	DR-SB-210-12-13	1.19	0.52	7.61
TRICHLOROETHENE	5/52	10	0.3	0.72	0.41	J	190000		DR-SB-212-11-13	3654.86	38008.90	26348.12
TRANS-1,2-DICHLOROETHENE	4/52	8	0.29	220	0.41	J	5		DR-SB-204-08-10	2.41	1.79	15.23
ETHYLBENZENE	3/52	6	0.18	130	0.33	J	0.59	J	DR-SB-205-06-08	1.38	0.42	9.00
ISOPROPYLBENZENE	3/52	6	0.11	150	0.18	J	0.51	J	DR-SB-207-02-04	1.52	0.32	10.39
TRICHLOROFLUOROMETHANE	2/52	4	0.24	370	0.32	J	0.35	J	DR-SB-214-10-12	3.71	0.34	25.63
1,1-DICHLOROETHENE	1/52	2	0.37	420	0.73	J	0.73	J	DR-SB-204-08-10	4.27	0.73	29.09
1,2,4-TRICHLOROBENZENE	1/52	2	0.19	170	0.28	J	0.28	J	DR-SB-201-02-04	1.75	0.28	11.77
1,2-DICHLOROETHANE	1/52	2	0.24	230	0.92	J	0.92	J	DR-SB-225-02-04	2.37	0.92	15.93
CHLOROFORM	1/52	2	0.2	0.5	1700	J	1700	J	DR-SB-212-11-13	32.82	1700.00	235.73
M+P-XYLENES	1/52	2	0.85	150	6.2	J	6.2	J	DR-SB-205-06-08	2.06	6.20	10.34
METHYLENE CHLORIDE	1/52	2	0.47	1.1	3000	J	3000	J	DR-SB-212-11-13	57.97	3000.00	415.99
N-BUTYLBENZENE	1/52	2	0.16	190	0.43	J	0.43	J	DR-SB-208-04-06	1.93	0.43	13.16
SEC-BUTYLBENZENE	1/52	2	0.13	110	0.21	J	0.21	J	DR-SB-208-04-06	1.14	0.21	7.62
Semivolatile organic compounds (µg/kg)												
FLUORANTHENE	42/52	81	0.57	0.7	4.1	J	1400		DR-SB-206-08-10	110.88	137.20	253.41
PYRENE	40/52	77	0.46	0.56	3.4	J	1400		DR-SB-206-08-10	105.45	137.02	245.22
BENZO(B)FLUORANTHENE	37/52	71	0.62	0.76	5.2	J	590		DR-SB-211-04-06	63.41	88.97	128.25
PHENANTHRENE	34/52	65	0.76	0.93	4.6	J	2200		DR-SB-206-08-10	118.67	181.27	366.38
BENZO(A)PYRENE	29/52	56	0.67	0.82	4.6	J	430		DR-SB-211-04-06	47.44	84.77	98.49
BENZO(A)ANTHRACENE	27/52	52	0.66	0.81	12		500		DR-SB-206-08-10	48.71	93.46	108.42
BENZO(K)FLUORANTHENE	27/52	52	0.71	0.88	5	J	230		DR-SB-211-04-06	20.37	38.86	42.94
CHRYSENE	27/52	52	1.1	1.4	11		610		DR-SB-206-08-10	56.00	107.26	124.62
BENZO(G,H,I)PERYLENE	26/52	50	0.37	0.64	7.9		300		DR-SB-213-04-06	33.92	67.62	69.51
INDENO(1,2,3-CD)PYRENE	26/52	50	0.37	0.64	6.7	J	270		DR-SB-213-04-06	28.87	57.53	60.66
2-METHYLNAPHTHALENE	23/52	44	0.52	0.64	3.9	J	96		DR-SB-208-04-06	10.07	22.41	22.84
ANTHRACENE	22/52	42	0.81	1	1.3	J	520		DR-SB-206-08-10	28.33	66.35	85.51
NAPHTHALENE	19/52	37	0.85	1.1	4.5	J	180		DR-SB-206-08-10	12.16	32.46	30.73
BIS(2-ETHYLHEXYL)PHTHALATE	17/52	33	20	50	21	J	61	J	DR-SB-205-10-12	20.12	33.12	12.05
FLUORENE	17/52	33	0.55	0.97	5.1	J	560		DR-SB-206-08-10	27.02	82.01	93.44
ACENAPHTHENE	15/52	29	0.78	1.4	4.9	J	260		DR-SB-206-08-10	14.52	49.23	45.05
ACENAPHTHYLENE	12/52	23	0.36	0.64	3.8	J	50		DR-SB-206-08-10	3.64	15.06	9.16
DI-N-BUTYL PHTHALATE	12/52	23	16	72	19	J	43	J	DR-SB-222-02-04	16.70	27.96	9.81
DIBENZO(A,H)ANTHRACENE	12/52	23	0.68	1.2	7.2	J	84		DR-SB-211-04-06	8.27	34.56	19.62
DIBENZOFURAN	12/52	23	0.68	1.2	3.7	J	120		DR-SB-206-08-10	6.68	27.67	20.47
1,1-BIPHENYL	6/52	12	3.6	6.4	3.9	J	27	J	DR-SB-206-08-10	3.13	11.33	4.21
ACETOPHENONE	1/52	2	9.5	21	14	J	14	J	DR-SB-212-11-13	5.64	14.00	1.48
BENZALDEHYDE	1/52	2	12	27	22	L	22	L	DR-SB-200-04-06	7.38	22.00	2.36
CARBAZOLE	1/52	2	28	61	33	J	33	J	DR-SB-207-10-12	16.38	33.00	3.48

TABLE 4-1
FREQUENCY OF DETECTION - CHEMICAL ANALYTICAL RESULTS
2013 TAXIWAY TANGO SOIL CHARACTERIZATION
MARTIN STATE AIRPORT, MIDDLE RIVER, MARYLAND

Chemical	Frequency of Detection		Mininum Non Detected	Maximum Non Detected	Mininum Detected		Maximum Detected		Sample of Maximum Detected	Mean of All Samples	Mean of Positive Detects	Standard Deviation
	Number	Percent										
Metals (mg/kg)												
ARSENIC	52/52	100			0.34	J	11		DR-SB-224-06-08	3.78	3.78	2.62
BARIUM	52/52	100			1.3	J	87		DR-SB-220-04-06	19.10	19.10	13.38
CHROMIUM	52/52	100			1.6	J	79		DR-SB-224-06-08	19.65	19.65	12.97
COPPER	52/52	100			1	J	44	J	DR-SB-218-06-08	14.30	14.30	9.02
LEAD	52/52	100			0.58	J	290		DR-SB-213-04-06	14.73	14.73	40.69
NICKEL	52/52	100			0.27	J	22	J	DR-SB-217-02-04	6.85	6.85	5.50
VANADIUM	52/52	100			2.2	J	77	J	DR-SB-216-02-04,06-08	29.67	29.67	19.19
COBALT	51/52	98	0.16	0.16	0.31	J	17		DR-SB-204-02-04	5.24	5.34	4.55
BERYLLIUM	47/52	90	0.044	0.05	0.051	J	1.2	L	DR-SB-221-04-06	0.33	0.37	0.26
ZINC	44/52	85	2.3	7.8	3.1	J	170		DR-SB-222-02-04	28.86	33.75	33.31
MERCURY	28/52	54	0.014	0.028	0.02	J	2.2	J	DR-SB-207-10-12	0.14	0.25	0.36
CADMIUM	21/52	40	0.031	0.17	0.036	J	2.1		DR-SB-221-04-06	0.13	0.29	0.31
MOLYBDENUM	10/52	19	0.23	1.6	0.28	J	2.8	J	DR-SB-207-10-12	0.32	0.85	0.44
SILVER	6/52	12	0.085	0.48	0.2	J	1.8		DR-SB-224-02-04	0.14	0.76	0.31
SELENIUM	1/52	2	0.38	2.2	0.56	J	0.56	J	DR-SB-215-06-08	0.26	0.56	0.13
Miscellaneous parameters (mg/kg)												
HEXAVALENT CHROMIUM	2/52	4	0.28	0.79	0.43	J	5.1		DR-SB-205-10-12	0.27	2.77	0.69
Petroleum hydrocarbons (µg/kg)												
TPH (C06-C10)	6/52	12	45	84	79	J	1800		DR-SB-212-11-13	83.94	526.50	266.79
Petroleum hydrocarbons (mg/kg)												
TPH (C10-C32)	11/52	21	9.4	17	15	J	150		DR-SB-200-04-06,207-10-12	15.79	54.36	29.71

Footnotes:

For non-detects, 1/2 sample quantitation limit was used as a proxy concentration.

1/2 the detection limit was used for B qualified data.

J - Positive result is considered estimated

L - Positive result is considered estimated biased low.

µg/kg - micrograms per kilogram
mg/kg - milligrams per kilogram
Associated Samples:

DR-SB-200-04-06
DR-SB-200-10-12
DR-SB-201-02-04
DR-SB-201-08-10
DR-SB-202-02-04
DR-SB-202-06-08
DR-SB-203-02-04
DR-SB-203-10-12
DR-SB-204-02-04
DR-SB-204-08-10
DR-SB-205-06-08
DR-SB-205-10-12
DR-SB-206-04-06
DR-SB-206-08-10
DR-SB-207-02-04
DR-SB-207-10-12
DR-SB-208-04-06
DR-SB-208-08-10
DR-SB-209-04-06
DR-SB-209-08-10
DR-SB-210-04-06
DR-SB-210-04-06-D
DR-SB-210-12-13
DR-SB-211-04-06
DR-SB-211-08-10
DR-SB-212-04-06
DR-SB-212-11-13
DR-SB-213-04-06
DR-SB-213-10-12
DR-SB-214-0-02
DR-SB-214-10-12
DR-SB-215-0-02
DR-SB-215-06-08
DR-SB-216-02-04
DR-SB-216-02-04-D
DR-SB-216-06-08
DR-SB-217-02-04
DR-SB-217-06-08
DR-SB-218-02-04
DR-SB-218-06-08
DR-SB-219-02-04
DR-SB-219-08-10
DR-SB-220-02-04
DR-SB-220-04-06
DR-SB-221-04-06
DR-SB-221-08-10
DR-SB-222-02-04
DR-SB-222-08-10
DR-SB-223-04-06
DR-SB-223-06-08
DR-SB-224-02-04
DR-SB-224-06-08
DR-SB-225-02-04
DR-SB-225-04-06

TABLE 4-2
POSITIVE RESULTS FOR SOIL SAMPLES
TAXIWAY TANGO SOIL BORINGS
2013 SOIL CHARACTERIZATION
MARTIN STATE AIRPORT, MIDDLE RIVER, MARYLAND

LOCATION SAMPLE ID SAMPLE DATE	MDE NON-RESIDENTIAL SOIL CRITERIA [1, 2]	MDE Eastern Regional Anticipated Typical Concentration (ATC) [1, 3, 7]	Dump Road RI 10-5[4] or HI=1[5] Construction Worker Risk Concentration[6]	Vadose Zone/Unsaturated Soils (0 to 10 feet below gravel sub-base)								
				DR-SB-200 DR-SB-200-20130826	DR-SB-201 DR-SB-201-20130826	DR-SB-201 DR-SB-201-20130826	DR-SB-202 DR-SB-202-20130827	DR-SB-202 DR-SB-202-20130827	DR-SB-203 DR-SB-203-20130826	DR-SB-204 DR-SB-204-20130827	DR-SB-204 DR-SB-204-20130827	DR-SB-205 DR-SB-205-20130827
VOLATILES (UG/KG)												
1,1-DICHLOROETHENE	5100000	NA	NA	--	--	--	--	--	--	--	0.73 J	--
1,2,3-TRIMETHYLBENZENE	NA	NA	NA	--	--	--	--	--	--	--	--	0.39 J
1,2,4-TRICHLOROBENZENE	1000000	NA	NA	--	0.28 J	--	--	--	--	--	--	--
1,2,4-TRIMETHYLBENZENE	NA	NA	NA	--	--	--	--	--	--	--	--	0.71 J
1,2-DICHLOROETHANE	31000	NA	NA	--	--	--	--	--	--	--	--	--
2-BUTANONE	61000000	NA	NA	13 B	3.2 J	5.4 J	2.9 J	2 J	--	7.2 J	12 J	13 J
4-ISOPROPYLTOLUENE	NA	NA	NA	--	--	--	--	--	--	--	--	0.4 J
ACETONE	92000000	NA	NA	87	40	53	16 J	21	5.2 J	63	110	59
BENZENE	52000	NA	NA	--	--	--	--	--	--	--	1.3 J	1.1 J
CARBON DISULFIDE	10000000	NA	NA	--	--	1.2 J	0.92 J	--	--	0.39 J	--	0.51 J
CHLOROFORM	1000000	NA	NA	--	--	--	--	--	--	--	--	--
CIS-1,2-DICHLOROETHENE	1000000	NA	NA	0.47 J	--	--	--	--	--	--	200	1 J
ETHYLBENZENE	10000000	NA	NA	--	--	--	--	--	--	--	--	0.59 J
ISOPROPYLBENZENE	10000000	NA	NA	--	--	--	--	--	--	--	--	0.26 J
M+P-XYLENES	NA	NA	NA	--	--	--	--	--	--	--	--	6.2 J
METHYLENE CHLORIDE	380000	NA	NA	--	--	--	--	--	--	--	--	--
NAPHTHALENE	2000000	NA	NA	0.66 B	1 J	--	--	--	--	1.1 B	0.18 B	2.1 B
N-BUTYLBENZENE	NA	NA	NA	--	--	--	--	--	--	--	--	--
O-XYLENE	NA	NA	NA	--	--	--	--	--	--	0.5 J	0.72 J	3.8 J
SEC-BUTYLBENZENE	NA	NA	NA	--	--	--	--	--	--	--	--	--
TOLUENE	8200000	NA	NA	0.37 B	--	--	--	--	--	0.48 J	--	1.5 J
TOTAL XYLENES	20000000	NA	NA	--	--	--	--	--	--	0.5 J	0.72 J	10
TRANS-1,2-DICHLOROETHENE	2000000	NA	NA	--	--	--	--	--	--	--	5	--
TRICHLOROETHENE	7200	NA	NA	--	--	--	--	--	--	--	35	--
TRICHLOROFLUOROMETHANE	NA	NA	NA	--	--	--	--	--	--	--	--	--
VINYL CHLORIDE	4000	NA	NA	--	--	--	--	--	--	1 J	33	1.5 J
SEMIVOLATILES (UG/KG)												
1,1-BIPHENYL	NA	NA	NA	--	--	--	--	--	--	--	--	--
2-METHYLNAPHTHALENE	410000	NA	NA	9.3	--	--	6.2 J	--	--	8.5	--	16
ACENAPHTHENE	6100000	NA	NA	--	--	--	--	--	--	9.6	--	37
ACENAPHTHYLENE	6100000	NA	NA	--	--	--	--	--	--	33	--	19
ACETOPHENONE	NA	NA	NA	--	--	--	--	--	--	--	--	--
ANTHRACENE	31000000	NA	NA	7.4 J	--	--	--	--	--	22	--	43
BAP EQUIVALENT-HALFND	2100	NA	17000	49.23	--	--	1.573	26.99	--	182.4	1.363	190.3
BAP EQUIVALENT-POS	2100	NA	17000	48.79	--	--	0.74	26.63	--	182.4	0.53	190.3
BENZALDEHYDE	NA	NA	NA	22 L	--	--	--	--	--	--	--	--
BENZO(A)ANTHRACENE	3900	NA	NA	41	--	--	--	19	--	93	--	120
BENZO(A)PYRENE	390	NA	NA	37	--	--	--	20	--	120	--	130
BENZO(B)FLUORANTHENE	3900	NA	NA	53	--	--	7.4 J	32	--	150	5.3 J	150
BENZO(G,H,I)PERYLENE	3100000	NA	NA	21	--	--	--	17	--	100	--	85
BENZO(K)FLUORANTHENE	39000	NA	NA	14	--	--	--	10	--	55	--	52
BIS(2-ETHYLHEXYL)PHTHALATE	200000	NA	NA	38 J	21 J	--	25 J	47 J	--	--	--	--
CARBAZOLE	140000	NA	NA	--	--	--	--	--	--	--	--	--
CHRYSENE	390000	NA	NA	50	--	--	--	30	--	110	--	140
DIBENZO(A,H)ANTHRACENE	390	NA	NA	--	--	--	--	--	--	29	--	26
DIBENZOFURAN	100000	NA	NA	--	--	--	--	--	--	10 J	--	14 J
DI-N-BUTYL PHTHALATE	10000000	NA	NA	--	--	--	--	--	--	--	--	--
FLUORANTHENE	4100000	NA	NA	53	--	--	5.4 J	65	--	120	7.7 J	230
FLUORENE	4100000	NA	NA	8.1 J	--	--	--	--	--	13	--	31
INDENO(1,2,3-CD)PYRENE	3900	NA	NA	22	--	--	--	14	--	84	--	66
NAPHTHALENE	2000000	NA	NA	8.7 J	--	--	--	--	--	11	--	21
PHENANTHRENE	31000000	NA	NA	31	--	--	--	22	--	66	5 J	170
PYRENE	3100000	NA	NA	54	--	--	4.7 J	48	--	110	6.9 J	220

TABLE 4-2
POSITIVE RESULTS FOR SOIL SAMPLES
TAXIWAY TANGO SOIL BORINGS
2013 SOIL CHARACTERIZATION
MARTIN STATE AIRPORT, MIDDLE RIVER, MARYLAND

LOCATION SAMPLE ID SAMPLE DATE	MDE NON-RESIDENTIAL SOIL CRITERIA [1, 2]	MDE Eastern Regional Anticipated Typical Concentration (ATC) [1, 3, 7]	Dump Road RI 10^{-5}[4] or HI=1[5] Construction Worker Risk Concentration[6]	Vadose Zone/Unsaturated Soils (0 to 10 feet below gravel sub-base)								
				DR-SB-200 DR-SB-200-20130826	DR-SB-201 DR-SB-201-20130826	DR-SB-201 DR-SB-201-20130826	DR-SB-202 DR-SB-202-20130827	DR-SB-202 DR-SB-202-20130827	DR-SB-203 DR-SB-203-20130826	DR-SB-204 DR-SB-204-20130827	DR-SB-204 DR-SB-204-20130827	DR-SB-205 DR-SB-205-20130827
METALS (MG/KG)												
ARSENIC	1.9	3.6	16	3.7	3.6	0.87 J	1.4 J	1.3 J	1.1 J	4.5	1.2 J	3.1
BARIUM	20000	NA	NA	36	22	4 J	16 J	2.9 J	10 J	19 J	16 J	28
BERYLLIUM	200	NA	NA	0.32 J	0.27 J	0.1 J	0.23 J	0.14 J	0.27 J	0.68	0.14 J	0.33 J
CADMIUM	51	NA	NA	0.47 J	--	--	--	--	--	0.12 J	--	0.16 J
CHROMIUM	310	28	NA	21 L	19 L	3.2 L	8.1	11	7.3 L	20	16	17
COBALT	NA	NA	NA	13 J	3.8 J	0.94 J	3.1	--	2.4 J	17	1.6	4.3
COPPER	4100	NA	NA	22 J	9.8 J	9 J	5.6	2.6	6.4 J	23	13	13
LEAD	1000	NA	NA	45	5.6	1.3	3.1	1.7	2.4	7.5	5.9	17
MERCURY	31	NA	NA	0.25 L	--	--	--	--	--	0.22 J	0.031 J	0.26 J
MOLYBDENUM	NA	NA	NA	0.33 J	0.28 J	--	0.29 J	--	--	--	--	--
NICKEL	2000	NA	16900	9.4	6.7	0.58 J	3.5 J	0.27 J	3.2 J	19	2.1 J	5.8
SELENIUM	510	NA	NA	--	--	--	--	--	--	--	--	--
SILVER	510	NA	NA	1.4	--	--	--	--	--	--	--	0.2 J
VANADIUM	100	30	NA	30	23	3.9	8.3	46	11	37	10	29
ZINC	31000	NA	NA	61 J	20 J	2.7 B	11	2.3 B	9.6 J	47	3.7 B	50
MISCELLANEOUS PARAMETERS (MG/KG)												
HEXAVALENT CHROMIUM	310	NA	41	0.43 B	--	--	--	--	0.29 B	--	--	--
PETROLEUM HYDROCARBONS (UG/KG)												
TPH (C06-C10)	620000	NA	NA	--	--	--	83 J	--	--	--	79 J	330
PETROLEUM HYDROCARBONS (MG/KG)												
TPH (C10-C32)	620	NA	NA	150	--	--	--	--	--	15 J	--	52

TABLE 4-2
POSITIVE RESULTS FOR SOIL SAMPLES
TAXIWAY TANGO SOIL BORINGS
2013 SOIL CHARACTERIZATION
MARTIN STATE AIRPORT, MIDDLE RIVER, MARYLAND

LOCATION	MDE NON-RESIDENTIAL SOIL CRITERIA [1, 2]	MDE Eastern Regional Anticipated Typical Concentration (ATC) [1, 3, 7]	Dump Road RI 10-5[4] or HI=1[5] Construction Worker Risk Concentration[6]	Vadose Zone/Unsaturated Soils (0 to 10 feet below gravel sub-base)									
				DR-SB-206	DR-SB-206	DR-SB-207	DR-SB-208	DR-SB-208	DR-SB-209	DR-SB-209	DR-SB-210		
SAMPLE ID				DR-SB-206-20130827	DR-SB-206-20130827	DR-SB-207-20130827	DR-SB-208-20130827	DR-SB-208-20130827	DR-SB-209-20130827	DR-SB-209-20130827	DR-SB-210-20130827	DR-SB-210-20130827	DR-SB-210-20130827 DUPLICATE
SAMPLE DATE													
VOLATILES (UG/KG)													
1,1-DICHLOROETHENE	5100000	NA	NA	--	--	--	--	--	--	--	--	--	--
1,2,3-TRIMETHYLBENZENE	NA	NA	NA	--	0.42 J	0.85 J	0.75 J	--	--	--	--	--	--
1,2,4-TRICHLOROBENZENE	1000000	NA	NA	--	--	--	--	--	--	--	--	--	--
1,2,4-TRIMETHYLBENZENE	NA	NA	NA	--	0.58 J	0.97 J	0.96 J	--	--	--	--	--	--
1,2-DICHLOROETHANE	31000	NA	NA	--	--	--	--	--	--	--	--	--	--
2-BUTANONE	61000000	NA	NA	5.5 J	8 J	21	15 J	3.8 J	5.9 J	8.2 J	1.3 J	4.35	7.4 J
4-ISOPROPYLTOLUENE	NA	NA	NA	--	0.23 J	0.28 J	0.3 J	--	--	--	--	--	--
ACETONE	92000000	NA	NA	65	110	130	70	40	46	94	20 J	65	110 J
BENZENE	52000	NA	NA	--	0.19 J	0.37 J	0.22 J	--	--	--	--	--	--
CARBON DISULFIDE	10000000	NA	NA	--	1.6 J	0.66 J	1.3 J	0.45 J	0.52 J	1.2 J	--	0.375	0.58 J
CHLOROFORM	1000000	NA	NA	--	--	--	--	--	--	--	--	--	--
CIS-1,2-DICHLOROETHENE	1000000	NA	NA	--	--	0.82 J	--	--	--	--	--	--	--
ETHYLBENZENE	10000000	NA	NA	--	--	0.33 J	0.34 J	--	--	--	--	--	--
ISOPROPYLBENZENE	10000000	NA	NA	--	--	0.51 J	0.18 J	--	--	--	--	--	--
M+P-XYLENES	NA	NA	NA	--	--	--	--	--	--	--	--	--	--
METHYLENE CHLORIDE	380000	NA	NA	--	--	--	--	--	--	--	--	--	--
NAPHTHALENE	2000000	NA	NA	--	7.9	35	78	0.68 B	--	--	--	0.183	0.29 J
N-BUTYLBENZENE	NA	NA	NA	--	--	--	0.43 J	--	--	--	--	--	--
O-XYLENE	NA	NA	NA	--	0.5 J	1.1 J	0.57 J	--	--	--	--	--	--
SEC-BUTYLBENZENE	NA	NA	NA	--	--	--	0.21 J	--	--	--	--	--	--
TOLUENE	8200000	NA	NA	--	0.74 J	0.34 J	0.53 J	--	--	--	--	--	--
TOTAL XYLENES	20000000	NA	NA	--	0.5 J	1.1 J	0.57 J	--	--	--	--	--	--
TRANS-1,2-DICHLOROETHENE	2000000	NA	NA	--	--	--	--	--	--	--	--	--	--
TRICHLOROETHENE	7200	NA	NA	--	--	--	--	--	--	--	--	--	--
TRICHLOROFLUOROMETHANE	NA	NA	NA	--	--	--	--	--	--	--	--	--	--
VINYL CHLORIDE	4000	NA	NA	0.61 J	1.1 J	--	--	--	--	--	--	--	--
SEMIVOLATILES (UG/KG)													
1,1-BIPHENYL	NA	NA	NA	--	27 J	4.7 J	6.6 J	--	--	--	--	--	--
2-METHYLNAPHTHALENE	410000	NA	NA	--	93	26	96	4 J	--	7.1 J	3.9 J	2.088	--
ACENAPHTHENE	6100000	NA	NA	--	260	74	170	6.1 J	--	17	6.3 J	7.65	9
ACENAPHTHYLENE	6100000	NA	NA	--	50	8.2	23	--	--	5.6 J	--	--	--
ACETOPHENONE	NA	NA	NA	--	--	--	--	--	--	--	--	--	--
ANTHRACENE	31000000	NA	NA	--	520	160	270	13	--	41	10	11.5	13
BAP EQUIVALENT-HALFND	2100	NA	17000	21.38	596	457.7	228.1	25.89	1.299	80.12	53.2	35.23	17.26
BAP EQUIVALENT-POS	2100	NA	17000	20.99	596	457.7	228.1	25.51	0.52	80.12	53.2	35.05	16.89
BENZALDEHYDE	NA	NA	NA	--	--	--	--	--	--	--	--	--	--
BENZO(A)ANTHRACENE	3900	NA	NA	18	500	350	200	23	--	60	43 J	28.5	14 J
BENZO(A)PYRENE	390	NA	NA	16	420	310	160	20	--	54	35 J	24	13 J
BENZO(B)FLUORANTHENE	3900	NA	NA	21	470	390	160	21	5.2 J	68	45 J	30.5	16 J
BENZO(G,H,I)PERYLENE	3100000	NA	NA	11	210	200	110	14	--	40	22 J	15.3	8.6 J
BENZO(K)FLUORANTHENE	39000	NA	NA	6.9 J	140	130	65	9.2	--	15	16 J	10.9	5.8 J
BIS(2-ETHYLHEXYL)PHTHALATE	200000	NA	NA	--	--	29 B	36 B	29 B	24 B	33 B	23 B	--	--
CARBAZOLE	140000	NA	NA	--	--	--	--	--	--	--	--	--	--
CHRYSENE	390000	NA	NA	19	610	370	220	27	--	69	43 J	29.5	16 J
DIBENZO(A,H)ANTHRACENE	390	NA	NA	--	59	54	23	--	--	10	7.2 J	3.783	--
DIBENZOFURAN	100000	NA	NA	--	120	34 J	71	--	--	7.8 J	--	2.035	3.7 J
DI-N-BUTYL PHTHALATE	10000000	NA	NA	--	--	29 B	24 B	35 B	27 B	44 B	24 B	--	19 B
FLUORANTHENE	4100000	NA	NA	33	1400	800	570	58	7 J	130	56 J	42	28 J
FLUORENE	4100000	NA	NA	--	560	100	340	13	--	38	10 J	13.5	17 J
INDENO(1,2,3-CD)PYRENE	3900	NA	NA	10	180	180	82	9.9	--	31	20 J	14.1	8.2 J
NAPHTHALENE	2000000	NA	NA	--	180	71	89	--	--	8.4	--	--	--
PHENANTHRENE	31000000	NA	NA	15	2200	540	1300	84	--	110	16	13	10
PYRENE	3100000	NA	NA	33	1400	680	640	66	5.3 J	140	69 J	49.5	30 J

TABLE 4-2
POSITIVE RESULTS FOR SOIL SAMPLES
TAXIWAY TANGO SOIL BORINGS
2013 SOIL CHARACTERIZATION
MARTIN STATE AIRPORT, MIDDLE RIVER, MARYLAND

LOCATION	MDE NON-RESIDENTIAL SOIL CRITERIA [1, 2]	MDE Eastern Regional Anticipated Typical Concentration (ATC) [1, 3, 7]	Dump Road RI 10-5[4] or HI=1[5] Construction Worker Risk Concentration[6]	Vadose Zone/Unsaturated Soils (0 to 10 feet below gravel sub-base)									
				DR-SB-206	DR-SB-206	DR-SB-207	DR-SB-208	DR-SB-208	DR-SB-209	DR-SB-209	DR-SB-210		
SAMPLE ID				DR-SB-206-20130827	DR-SB-206-20130827	DR-SB-207-20130827	DR-SB-208-20130827	DR-SB-208-20130827	DR-SB-209-20130827	DR-SB-209-20130827	DR-SB-210-20130827	DR-SB-210-20130827	DR-SB-210-20130827 DUPLICATE
SAMPLE DATE													
METALS (MG/KG)													
ARSENIC	1.9	3.6	16	7.1	7.6	2.9	4.5	4.5	2.6	2.1	1.8	1.65	1.5
BARIUM	20000	NA	NA	15 J	16 J	28	17 J	17 J	15 J	15 J	10 J	9.05	8.1 J
BERYLLIUM	200	NA	NA	0.42 J	0.34 J	0.82	0.64	0.46	0.11 J	0.34 J	0.16 J	0.128	0.096 J
CADMIUM	51	NA	NA	--	0.036 J	0.29 J	--	--	0.091 J	0.045 J	--	0.029	0.041 J
CHROMIUM	310	28	NA	19	21	27	23	19	7	15	9.2	8.6	8
COBALT	NA	NA	NA	9.3	6.4	12	7.2	15	2.3	2.2	1.6	1.25	0.9 J
COPPER	4100	NA	NA	22	19	16	20 J	14 J	8.1 J	7.5 J	5 J	4.95	4.9 J
LEAD	1000	NA	NA	7.1	7	15	6.1	6.6	14	7	4.9	4.6	4.3
MERCURY	31	NA	NA	0.13 J	0.039 J	0.033 J	0.25 J	0.043 J	0.36 J	0.09 J	0.059 J	0.048	0.036 J
MOLYBDENUM	NA	NA	NA	--	1 J	1.6 J	--	0.42 J	--	0.9 J	0.59 J	0.585	0.58 J
NICKEL	2000	NA	16900	12	8.1	16	11	13	2.1 J	4.4	3 J	2.45	1.9 J
SELENIUM	510	NA	NA	--	--	--	--	--	--	--	--	--	--
SILVER	510	NA	NA	--	--	--	--	--	0.22 J	--	--	--	--
VANADIUM	100	30	NA	35	33	30	48 J	33 J	12 J	16 J	11 J	9.3	7.6 J
ZINC	31000	NA	NA	26	29	44	20	29	41	15	11	10.5	10
MISCELLANEOUS PARAMETERS (MG/KG)													
HEXAVALENT CHROMIUM	310	NA	41	--	--	--	--	--	--	--	--	--	--
PETROLEUM HYDROCARBONS (UG/KG)													
TPH (C06-C10)	620000	NA	NA	--	--	--	--	--	--	--	--	--	--
PETROLEUM HYDROCARBONS (MG/KG)													
TPH (C10-C32)	620	NA	NA	--	35	19 J	54	--	--	15 J	--	--	--

TABLE 4-2
POSITIVE RESULTS FOR SOIL SAMPLES
TAXIWAY TANGO SOIL BORINGS
2013 SOIL CHARACTERIZATION
MARTIN STATE AIRPORT, MIDDLE RIVER, MARYLAND

LOCATION	MDE NON-RESIDENTIAL SOIL CRITERIA [1, 2]	MDE Eastern Regional Anticipated Typical Concentration (ATC) [1, 3, 7]	Dump Road RI 10-5[4] or HI=1[5] Construction Worker Risk Concentration[6]	Vadose Zone/Unsaturated Soils (0 to 10 feet below gravel sub-base)									
				DR-SB-211	DR-SB-211	DR-SB-212	DR-SB-213	DR-SB-214	DR-SB-215	DR-SB-215	DR-SB-216		
SAMPLE ID				DR-SB-211-20130827	DR-SB-211-20130827	DR-SB-212-20130827	DR-SB-213-20130828	DR-SB-214-20130828	DR-SB-215-20130828	DR-SB-215-20130828	DR-SB-216-20130828	DR-SB-216-20130828	DR-SB-216-20130828 DUPLICATE
SAMPLE DATE													
VOLATILES (UG/KG)													
1,1-DICHLOROETHENE	5100000	NA	NA	--	--	--	--	--	--	--	--	--	--
1,2,3-TRIMETHYLBENZENE	NA	NA	NA	--	--	--	--	--	--	--	--	--	--
1,2,4-TRICHLOROBENZENE	1000000	NA	NA	--	--	--	--	--	--	--	--	--	--
1,2,4-TRIMETHYLBENZENE	NA	NA	NA	--	--	--	--	--	--	--	--	--	--
1,2-DICHLOROETHANE	31000	NA	NA	--	--	--	--	--	--	--	--	--	--
2-BUTANONE	61000000	NA	NA	8.4 J	--	7.1 J	--	5.3 J	5.5 J	--	2.6 J	1.9	1.2 J
4-ISOPROPYLTOLUENE	NA	NA	NA	--	--	--	--	--	--	--	--	--	--
ACETONE	92000000	NA	NA	47	7.9 J	90	59 B	77 B	65 B	46 B	38 B	--	12 B
BENZENE	52000	NA	NA	--	--	--	--	--	--	--	--	--	--
CARBON DISULFIDE	10000000	NA	NA	0.63 J	0.73 J	1.3 J	--	--	--	--	--	--	--
CHLOROFORM	1000000	NA	NA	--	--	--	--	--	--	--	--	--	--
CIS-1,2-DICHLOROETHENE	1000000	NA	NA	--	--	--	44	--	--	11	--	--	--
ETHYLBENZENE	10000000	NA	NA	--	--	--	--	--	--	--	--	--	--
ISOPROPYLBENZENE	10000000	NA	NA	--	--	--	--	--	--	--	--	--	--
M+P-XYLENES	NA	NA	NA	--	--	--	--	--	--	--	--	--	--
METHYLENE CHLORIDE	380000	NA	NA	--	--	--	--	--	--	--	--	--	--
NAPHTHALENE	2000000	NA	NA	0.63 B	--	--	--	--	--	--	--	--	--
N-BUTYLBENZENE	NA	NA	NA	--	--	--	--	--	--	--	--	--	--
O-XYLENE	NA	NA	NA	--	--	--	--	--	--	--	--	--	--
SEC-BUTYLBENZENE	NA	NA	NA	--	--	--	--	--	--	--	--	--	--
TOLUENE	8200000	NA	NA	0.38 J	--	--	--	--	--	0.56 B	--	--	--
TOTAL XYLENES	20000000	NA	NA	--	--	--	--	--	--	--	--	--	--
TRANS-1,2-DICHLOROETHENE	2000000	NA	NA	--	--	--	0.83 J	--	--	--	--	--	--
TRICHLOROETHENE	7200	NA	NA	--	--	--	--	--	--	--	--	--	--
TRICHLOROFLUOROMETHANE	NA	NA	NA	--	--	--	--	--	--	--	--	--	--
VINYL CHLORIDE	4000	NA	NA	0.32 J	--	2.5 J	8.4	--	--	13	--	--	--
SEMIVOLATILES (UG/KG)													
1,1-BIPHENYL	NA	NA	NA	--	--	--	--	--	--	--	4.4 J	6.75	9.1 J
2-METHYLNAPHTHALENE	410000	NA	NA	8	--	4 J	3.9 J	--	--	--	51	58	65
ACENAPHTHENE	6100000	NA	NA	14	--	--	4.9 J	--	--	--	14	16.5	19
ACENAPHTHYLENE	6100000	NA	NA	3.8 J	--	--	14	--	--	--	--	3.06	5.9 J
ACETOPHENONE	NA	NA	NA	--	--	--	--	--	--	--	--	--	--
ANTHRACENE	31000000	NA	NA	87	--	--	20	--	--	--	9.7	12.85	16
BAP EQUIVALENT-HALFND	2100	NA	17000	648.8	1.309	21.26	409.4	24.26	--	--	16.22	40.97	65.73
BAP EQUIVALENT-POS	2100	NA	17000	648.8	0.52	20.88	409.4	23.92	--	--	15.81	40.77	65.73
BENZALDEHYDE	NA	NA	NA	--	--	--	--	--	--	--	--	--	--
BENZO(A)ANTHRACENE	3900	NA	NA	480	--	14	65	16	--	--	14 J	25	36 J
BENZO(A)PYRENE	390	NA	NA	430	--	16	250	18	--	--	12 J	28	44 J
BENZO(B)FLUORANTHENE	3900	NA	NA	590	5.2 J	23	430	30	--	--	15 J	35	55 J
BENZO(G,H,I)PERYLENE	3100000	NA	NA	290	--	14	300	16	--	--	11 J	23	35 J
BENZO(K)FLUORANTHENE	39000	NA	NA	230	--	6.1 J	79	9.2	--	--	5.4 J	11.7	18
BIS(2-ETHYLHEXYL)PHTHALATE	200000	NA	NA	27 B	24 B	25 B	50 B	44 B	--	29 J	--	23	34 J
CARBAZOLE	140000	NA	NA	--	--	--	--	--	--	--	--	--	--
CHRYSENE	390000	NA	NA	540	--	18	65	26	--	--	16 J	31.5	47 J
DIBENZO(A,H)ANTHRACENE	390	NA	NA	84	--	--	82	--	--	--	--	4.905	9.4
DIBENZOFURAN	100000	NA	NA	4.7 J	--	--	4.6 J	--	--	--	5.3 J	7.1	8.9 J
DI-N-BUTYL PHTHALATE	10000000	NA	NA	23 B	20 B	27 B	72 B	67 B	--	38 J	19 J	13.5	--
FLUORANTHENE	4100000	NA	NA	750	8.9	27	90	53	5.5 J	9.1	32 J	53	74 J
FLUORENE	4100000	NA	NA	18	--	--	6.3 J	--	--	--	17	21	25
INDENO(1,2,3-CD)PYRENE	3900	NA	NA	250	--	11	270	12	--	--	8.4 J	19.2	30 J
NAPHTHALENE	2000000	NA	NA	7.2 J	--	4.5 J	6.7 J	--	--	--	30 J	51.5	73 J
PHENANTHRENE	31000000	NA	NA	220	7.9	12	59	33	--	8.3 J	53	66.5	80
PYRENE	3100000	NA	NA	610	9	25	98	40	5 J	9.5	35 J	51	67 J

TABLE 4-2
POSITIVE RESULTS FOR SOIL SAMPLES
TAXIWAY TANGO SOIL BORINGS
2013 SOIL CHARACTERIZATION
MARTIN STATE AIRPORT, MIDDLE RIVER, MARYLAND

LOCATION	MDE NON-RESIDENTIAL SOIL CRITERIA [1, 2]	MDE Eastern Regional Anticipated Typical Concentration (ATC) [1, 3, 7]	Dump Road RI 10-5[4] or HI=1[5] Construction Worker Risk Concentration[6]	Vadose Zone/Unsaturated Soils (0 to 10 feet below gravel sub-base)									
				DR-SB-211	DR-SB-211	DR-SB-212	DR-SB-213	DR-SB-214	DR-SB-215	DR-SB-215	DR-SB-216		
SAMPLE ID				DR-SB-211-20130827	DR-SB-211-20130827	DR-SB-212-20130827	DR-SB-213-20130828	DR-SB-214-20130828	DR-SB-215-20130828	DR-SB-215-20130828	DR-SB-216-20130828	DR-SB-216-20130828	DR-SB-216-20130828 DUPLICATE
SAMPLE DATE													
METALS (MG/KG)													
ARSENIC	1.9	3.6	16	2.7	3	6	4.3 J	0.35 J	3.6 J	8 J	5.4 J	3.35	1.3 J
BARIUM	20000	NA	NA	32	13 J	14 J	22 J	2.7 J	12 J	12 J	9.4 J	16.2	23
BERYLLIUM	200	NA	NA	0.37 J	0.3 J	0.41 J	0.47 J	--	0.38 J	0.26 J	0.92	0.55	0.18 J
CADMIUM	51	NA	NA	0.35 J	--	--	0.8	--	--	--	--	--	--
CHROMIUM	310	28	NA	40	17	24	33 J	2.9 J	23 J	34 J	36 J	24	12 J
COBALT	NA	NA	NA	3.4	1.8	2.8	9.6 J	0.31 J	6.3 J	4.1 J	5.5 J	3.5	1.5 J
COPPER	4100	NA	NA	21 J	6.8 J	8.9 J	25 J	1.5 J	17 J	24 J	24 J	14.9	5.8 J
LEAD	1000	NA	NA	50	3	4.4	290	0.61 J	3.4	5.7	3.4	4.05	4.7
MERCURY	31	NA	NA	0.33 J	--	0.097 J	--	--	--	--	--	0.019	0.029 J
MOLYBDENUM	NA	NA	NA	0.28 J	--	--	0.32 B	--	--	0.52 B	--	--	--
NICKEL	2000	NA	16900	6.7	3.7 J	5.6	11 J	0.4 J	8.9 J	5.4 J	13 J	7.9	2.8 J
SELENIUM	510	NA	NA	--	--	--	--	--	--	0.56 J	--	--	--
SILVER	510	NA	NA	0.37 J	--	--	--	--	--	--	--	--	--
VANADIUM	100	30	NA	16 J	31 J	51 J	32 J	2.2 J	38 J	50 J	77 J	45	13 J
ZINC	31000	NA	NA	78	9.5	12	62	2.4 B	14	25	19	21	23
MISCELLANEOUS PARAMETERS (MG/KG)													
HEXAVALENT CHROMIUM	310	NA	41	--	--	0.43 J	0.79 B	--	--	--	--	--	0.49 B
PETROLEUM HYDROCARBONS (UG/KG)													
TPH (C06-C10)	620000	NA	NA	--	--	--	--	--	--	--	--	--	--
PETROLEUM HYDROCARBONS (MG/KG)													
TPH (C10-C32)	620	NA	NA	--	--	--	--	--	--	--	--	--	--

TABLE 4-2
POSITIVE RESULTS FOR SOIL SAMPLES
TAXIWAY TANGO SOIL BORINGS
2013 SOIL CHARACTERIZATION
MARTIN STATE AIRPORT, MIDDLE RIVER, MARYLAND

LOCATION SAMPLE ID SAMPLE DATE	MDE NON-RESIDENTIAL SOIL CRITERIA [1, 2]	MDE Eastern Regional Anticipated Typical Concentration (ATC) [1, 3, 7]	Dump Road RI 10-5[4] or HI=1[5] Construction Worker Risk Concentration[6]	Vadose Zone/Unsaturated Soils (0 to 10 feet below gravel sub-base)								
				DR-SB-216 DR-SB-216-20130828	DR-SB-217 DR-SB-217-20130828	DR-SB-217 DR-SB-217-20130828	DR-SB-218 DR-SB-218-20130828	DR-SB-218 DR-SB-218-20130828	DR-SB-219 DR-SB-219-20130829	DR-SB-219 DR-SB-219-20130829	DR-SB-220 DR-SB-220-20130829	DR-SB-220 DR-SB-220-20130829
VOLATILES (UG/KG)												
1,1-DICHLOROETHENE	5100000	NA	NA	--	--	--	--	--	--	--	--	--
1,2,3-TRIMETHYLBENZENE	NA	NA	NA	--	--	--	--	--	--	--	--	--
1,2,4-TRICHLOROBENZENE	1000000	NA	NA	--	--	--	--	--	--	--	--	--
1,2,4-TRIMETHYLBENZENE	NA	NA	NA	--	--	--	--	--	--	--	--	--
1,2-DICHLOROETHANE	31000	NA	NA	--	--	--	--	--	--	--	--	--
2-BUTANONE	61000000	NA	NA	--	--	--	1.3 J	3.9 J	17	1.3 J	5.5 J	10 J
4-ISOPROPYLTOLUENE	NA	NA	NA	--	--	--	--	--	--	--	--	--
ACETONE	92000000	NA	NA	23 B	--	36 B	26 B	29 B	88	23 B	67 B	96
BENZENE	52000	NA	NA	--	--	--	--	--	--	--	--	--
CARBON DISULFIDE	10000000	NA	NA	--	--	--	--	--	0.51 J	--	0.37 J	0.53 J
CHLOROFORM	1000000	NA	NA	--	--	--	--	--	--	--	--	--
CIS-1,2-DICHLOROETHENE	1000000	NA	NA	2.9 J	0.28 J	4.9	--	--	--	--	--	--
ETHYLBENZENE	10000000	NA	NA	--	--	--	--	--	--	--	--	--
ISOPROPYLBENZENE	10000000	NA	NA	--	--	--	--	--	--	--	--	--
M+P-XYLENES	NA	NA	NA	--	--	--	--	--	--	--	--	--
METHYLENE CHLORIDE	380000	NA	NA	--	--	--	--	--	--	--	--	--
NAPHTHALENE	2000000	NA	NA	--	--	--	5.3	0.15 J	3.4 J	--	--	--
N-BUTYLBENZENE	NA	NA	NA	--	--	--	--	--	--	--	--	--
O-XYLENE	NA	NA	NA	--	--	--	--	--	--	--	--	--
SEC-BUTYLBENZENE	NA	NA	NA	--	--	--	--	--	--	--	--	--
TOLUENE	8200000	NA	NA	--	0.22 B	0.47 B	--	1.5 B	--	--	--	--
TOTAL XYLENES	20000000	NA	NA	--	--	--	--	--	--	--	--	--
TRANS-1,2-DICHLOROETHENE	2000000	NA	NA	--	--	--	--	--	--	--	--	--
TRICHLOROETHENE	7200	NA	NA	--	--	--	--	--	--	--	--	--
TRICHLOROFLUOROMETHANE	NA	NA	NA	--	--	0.32 J	--	--	--	--	--	--
VINYL CHLORIDE	4000	NA	NA	2 J	--	1.8 J	--	--	--	--	--	--
SEMIVOLATILES (UG/KG)												
1,1-BIPHENYL	NA	NA	NA	--	--	--	--	--	--	--	--	--
2-METHYLNAPHTHALENE	410000	NA	NA	--	--	7.9	22	--	--	--	--	--
ACENAPHTHENE	6100000	NA	NA	--	--	5.6 J	6.5 J	--	--	--	--	--
ACENAPHTHYLENE	6100000	NA	NA	--	--	4.6 J	--	--	--	--	--	--
ACETOPHENONE	NA	NA	NA	--	--	--	--	--	--	--	--	--
ANTHRACENE	31000000	NA	NA	--	4 J	11	--	--	6 J	--	6.2 J	5.8 J
BAP EQUIVALENT-HALFND	2100	NA	17000	--	14.81	53.12	5.649	1.401	38.73	--	16.46	26.41
BAP EQUIVALENT-POS	2100	NA	17000	--	14.43	52.75	5.19	0.6	38.36	--	16.08	26.02
BENZALDEHYDE	NA	NA	NA	--	--	--	--	--	--	--	--	--
BENZO(A)ANTHRACENE	3900	NA	NA	--	12	44	--	--	31	--	12	18
BENZO(A)PYRENE	390	NA	NA	--	11	40	4.6 J	--	29	--	12	20
BENZO(B)FLUORANTHENE	3900	NA	NA	--	15	56	5.9 J	6 J	44	--	17	28
BENZO(G,H,I)PERYLENE	3100000	NA	NA	--	7.9	31	--	--	19	--	13	17
BENZO(K)FLUORANTHENE	39000	NA	NA	--	5 J	20	--	--	13	--	6.9 J	9.7
BIS(2-ETHYLHEXYL)PHTHALATE	200000	NA	NA	--	--	--	24 J	--	--	60 J	27 J	36 J
CARBAZOLE	140000	NA	NA	--	--	--	--	--	--	--	--	--
CHRYSENE	390000	NA	NA	--	13	51	--	--	34	--	11	26
DIBENZO(A,H)ANTHRACENE	390	NA	NA	--	--	--	--	--	--	--	--	--
DIBENZOFURAN	100000	NA	NA	--	--	--	--	--	--	--	--	--
DI-N-BUTYL PHTHALATE	10000000	NA	NA	24 J	--	33 J	38 J	19 J	--	24 J	22 J	20 J
FLUORANTHENE	4100000	NA	NA	--	31	88	10	4.8 J	66	4.1 J	29	47
FLUORENE	4100000	NA	NA	--	--	6.9 J	8.3	--	--	--	5.1 J	--
INDENO(1,2,3-CD)PYRENE	3900	NA	NA	--	6.7 J	25	--	--	17	--	11	13
NAPHTHALENE	2000000	NA	NA	--	--	8.6	17	--	--	--	--	4.5 J
PHENANTHRENE	31000000	NA	NA	--	9.9	55	15	--	28	--	25	37
PYRENE	3100000	NA	NA	--	25	85	9.5	--	56	--	24	45

TABLE 4-2
POSITIVE RESULTS FOR SOIL SAMPLES
TAXIWAY TANGO SOIL BORINGS
2013 SOIL CHARACTERIZATION
MARTIN STATE AIRPORT, MIDDLE RIVER, MARYLAND

LOCATION SAMPLE ID SAMPLE DATE	MDE NON-RESIDENTIAL SOIL CRITERIA [1, 2]	MDE Eastern Regional Anticipated Typical Concentration (ATC) [1, 3, 7]	Dump Road RI 10-5[4] or HI=1[5] Construction Worker Risk Concentration[6]	Vadose Zone/Unsaturated Soils (0 to 10 feet below gravel sub-base)								
				DR-SB-216 DR-SB-216-20130828	DR-SB-217 DR-SB-217-20130828	DR-SB-217 DR-SB-217-20130828	DR-SB-218 DR-SB-218-20130828	DR-SB-218 DR-SB-218-20130828	DR-SB-219 DR-SB-219-20130829	DR-SB-219 DR-SB-219-20130829	DR-SB-220 DR-SB-220-20130829	DR-SB-220 DR-SB-220-20130829
METALS (MG/KG)												
ARSENIC	1.9	3.6	16	6.1 J	5.8 J	5.2 J	6.9 J	5.8 J	2.1	0.34 J	6.4	5.4
BARIUM	20000	NA	NA	14 J	14 J	29	13 J	32 J	27	3.9 J	24	87
BERYLLIUM	200	NA	NA	0.58	1.1	0.35 J	0.77	0.53 J	0.11 J	--	0.59 L	0.55 L
CADMIUM	51	NA	NA	--	0.056 J	0.1 J	--	--	--	--	--	0.077 J
CHROMIUM	310	28	NA	35 J	30 J	20 J	31 J	23 J	11	2.6	28	19
COBALT	NA	NA	NA	7 J	8.2 J	11 J	4.9 J	2.7 J	7.1	0.45 J	16	6.3
COPPER	4100	NA	NA	17 J	19 J	20 J	14 J	44 J	6.7	1.2 J	30	15
LEAD	1000	NA	NA	8.4	4.5	9.1	4.2	10	5.2	0.76 J	6	13
MERCURY	31	NA	NA	--	--	--	0.02 J	--	0.073 J	0.047 J	0.12	--
MOLYBDENUM	NA	NA	NA	0.28 B	0.31 B	0.26 B	--	1.6 B	0.49 B	--	0.3 B	0.38 B
NICKEL	2000	NA	16900	11 J	22 J	9.4 J	11 J	5.1 J	6.6	0.74 J	21	6.6
SELENIUM	510	NA	NA	--	--	--	--	--	--	--	--	--
SILVER	510	NA	NA	--	--	--	--	--	--	--	--	--
VANADIUM	100	30	NA	77 J	64 J	30 J	65 J	56 J	20	2.9	55	49
ZINC	31000	NA	NA	17	27	29	23	7.8 B	15	3.1 J	37	27
MISCELLANEOUS PARAMETERS (MG/KG)												
HEXAVALENT CHROMIUM	310	NA	41	0.48 B	--	--	--	--	--	--	--	--
PETROLEUM HYDROCARBONS (UG/KG)												
TPH (C06-C10)	620000	NA	NA	--	--	--	--	--	--	--	--	--
PETROLEUM HYDROCARBONS (MG/KG)												
TPH (C10-C32)	620	NA	NA	--	--	--	--	--	--	--	--	--

TABLE 4-2
POSITIVE RESULTS FOR SOIL SAMPLES
TAXIWAY TANGO SOIL BORINGS
2013 SOIL CHARACTERIZATION
MARTIN STATE AIRPORT, MIDDLE RIVER, MARYLAND

LOCATION SAMPLE ID SAMPLE DATE	MDE NON-RESIDENTIAL SOIL CRITERIA [1, 2]	MDE Eastern Regional Anticipated Typical Concentration (ATC) [1, 3, 7]	Dump Road RI 10-5[4] or HI=1[5] Construction Worker Risk Concentration[6]	Vadose Zone/Unsaturated Soils (0 to 10 feet below gravel sub-base)								
				DR-SB-221 DR-SB-221-20130829	DR-SB-221 DR-SB-221-20130829	DR-SB-222 DR-SB-222-20130829	DR-SB-222 DR-SB-222-20130829	DR-SB-223 DR-SB-223-20130829	DR-SB-223 DR-SB-223-20130829	DR-SB-224 DR-SB-224-20130829	DR-SB-224 DR-SB-224-20130829	DR-SB-225 DR-SB-225-20130829
VOLATILES (UG/KG)												
1,1-DICHLOROETHENE	5100000	NA	NA	--	--	--	--	--	--	--	--	--
1,2,3-TRIMETHYLBENZENE	NA	NA	NA	--	--	--	--	--	--	--	--	--
1,2,4-TRICHLOROBENZENE	1000000	NA	NA	--	--	--	--	--	--	--	--	--
1,2,4-TRIMETHYLBENZENE	NA	NA	NA	--	--	--	--	--	--	--	--	--
1,2-DICHLOROETHANE	31000	NA	NA	--	--	--	--	--	--	--	--	0.92 J
2-BUTANONE	61000000	NA	NA	8.2 J	28	--	--	3.1 J	--	2.4 J	7.6 J	3.5 J
4-ISOPROPYLTOLUENE	NA	NA	NA	--	--	--	--	--	--	--	--	--
ACETONE	92000000	NA	NA	120	130	13 B	32 B	53 B	120	31 B	89	35
BENZENE	52000	NA	NA	--	--	--	--	--	--	--	--	--
CARBON DISULFIDE	10000000	NA	NA	1.2 J	1 J	--	0.95 J	--	--	--	--	--
CHLOROFORM	1000000	NA	NA	--	--	--	--	--	--	--	--	--
CIS-1,2-DICHLOROETHENE	1000000	NA	NA	--	--	--	8.1	--	14	--	2.7 J	1.9 J
ETHYLBENZENE	10000000	NA	NA	--	--	--	--	--	--	--	--	--
ISOPROPYLBENZENE	10000000	NA	NA	--	--	--	--	--	--	--	--	--
M+P-XYLENES	NA	NA	NA	--	--	--	--	--	--	--	--	--
METHYLENE CHLORIDE	380000	NA	NA	--	--	--	--	--	--	--	--	--
NAPHTHALENE	2000000	NA	NA	--	--	--	--	--	0.24 J	--	--	--
N-BUTYLBENZENE	NA	NA	NA	--	--	--	--	--	--	--	--	--
O-XYLENE	NA	NA	NA	--	--	--	--	--	--	--	--	--
SEC-BUTYLBENZENE	NA	NA	NA	--	--	--	--	--	--	--	--	--
TOLUENE	8200000	NA	NA	--	1.9 J	--	--	--	--	--	--	--
TOTAL XYLENES	20000000	NA	NA	--	--	--	--	--	--	--	--	--
TRANS-1,2-DICHLOROETHENE	2000000	NA	NA	--	--	--	--	--	0.9 J	--	--	--
TRICHLOROETHENE	7200	NA	NA	--	--	--	0.59 J	--	0.41 J	--	--	8.5
TRICHLOROFLUOROMETHANE	NA	NA	NA	--	--	--	--	--	--	--	--	--
VINYL CHLORIDE	4000	NA	NA	--	--	--	--	--	8	--	1.1 J	0.38 J
SEMIVOLATILES (UG/KG)												
1,1-BIPHENYL	NA	NA	NA	--	--	--	--	--	--	--	--	--
2-METHYLNAPHTHALENE	410000	NA	NA	8.2 J	--	13	--	--	--	6.6 J	--	--
ACENAPHTHENE	6100000	NA	NA	--	--	--	--	--	--	--	--	--
ACENAPHTHYLENE	6100000	NA	NA	--	--	--	--	--	--	--	--	--
ACETOPHENONE	NA	NA	NA	--	--	--	--	--	--	--	--	--
ANTHRACENE	31000000	NA	NA	8.8 J	--	--	--	--	--	--	1.3 J	--
BAP EQUIVALENT-HALFND	2100	NA	17000	17.82	--	1.379	24.59	5.962	1.524	1.54	--	--
BAP EQUIVALENT-POS	2100	NA	17000	17.19	--	0.53	24.2	5.51	0.74	0.67	--	--
BENZALDEHYDE	NA	NA	NA	--	--	--	--	--	--	--	--	--
BENZO(A)ANTHRACENE	3900	NA	NA	19	--	--	16	--	--	--	--	--
BENZO(A)PYRENE	390	NA	NA	13	--	--	18	4.8 J	--	--	--	--
BENZO(B)FLUORANTHENE	3900	NA	NA	22	--	5.3 J	33	7.1 J	7.4	6.7 J	--	--
BENZO(G,H,I)PERYLENE	3100000	NA	NA	--	--	--	16	--	--	--	--	--
BENZO(K)FLUORANTHENE	39000	NA	NA	6.9 J	--	--	6.8 J	--	--	--	--	--
BIS(2-ETHYLHEXYL)PHTHALATE	200000	NA	NA	--	--	28 J	37 J	--	21 J	31 J	29 J	--
CARBAZOLE	140000	NA	NA	--	--	--	--	--	--	--	--	--
CHRYSENE	390000	NA	NA	16	--	--	28	--	--	--	--	--
DIBENZO(A,H)ANTHRACENE	390	NA	NA	--	--	--	--	--	--	--	--	--
DIBENZOFURAN	100000	NA	NA	--	--	--	--	--	--	--	--	--
DI-N-BUTYL PHTHALATE	10000000	NA	NA	30 J	31 J	43 J	--	--	23 B	37 B	37 B	18 B
FLUORANTHENE	4100000	NA	NA	35	5.1 J	6 J	69	13	9.4	6.2 J	8.2	--
FLUORENE	4100000	NA	NA	--	--	--	--	--	--	--	--	--
INDENO(1,2,3-CD)PYRENE	3900	NA	NA	--	--	--	12	--	--	--	--	--
NAPHTHALENE	2000000	NA	NA	8.3 J	--	--	--	--	--	--	--	--
PHENANTHRENE	31000000	NA	NA	27	--	17	51	--	9.1	--	4.6 J	--
PYRENE	3100000	NA	NA	27	3.4 J	4.1 J	51	14	8.3	5.2 J	6.2 J	--

TABLE 4-2
POSITIVE RESULTS FOR SOIL SAMPLES
TAXIWAY TANGO SOIL BORINGS
2013 SOIL CHARACTERIZATION
MARTIN STATE AIRPORT, MIDDLE RIVER, MARYLAND

LOCATION SAMPLE ID SAMPLE DATE	MDE NON-RESIDENTIAL SOIL CRITERIA [1, 2]	MDE Eastern Regional Anticipated Typical Concentration (ATC) [1, 3, 7]	Dump Road RI 10-5[4] or HI=1[5] Construction Worker Risk Concentration[6]	Vadose Zone/Unsaturated Soils (0 to 10 feet below gravel sub-base)								
				DR-SB-221 DR-SB-221-20130829	DR-SB-221 DR-SB-221-20130829	DR-SB-222 DR-SB-222-20130829	DR-SB-222 DR-SB-222-20130829	DR-SB-223 DR-SB-223-20130829	DR-SB-223 DR-SB-223-20130829	DR-SB-224 DR-SB-224-20130829	DR-SB-224 DR-SB-224-20130829	DR-SB-225 DR-SB-225-20130829
METALS (MG/KG)												
ARSENIC	1.9	3.6	16	9.4	1.3 J	9.2	0.56 J	3.7	3.2	6.7	11	3.7
BARIUM	20000	NA	NA	32	35	21	3.4 J	33	26	25	16 J	20 J
BERYLLIUM	200	NA	NA	1.2 L	0.051 J	0.23 J	--	0.39 J	0.13 J	0.29 J	0.16 J	0.058 J
CADMIUM	51	NA	NA	2.1	--	--	--	0.19 J	--	0.18 J	--	--
CHROMIUM	310	28	NA	34	11	18	3.3	20	11	36	79	16
COBALT	NA	NA	NA	13	0.59 J	6.3	0.46 J	8.1	4.3	3.6	3.1	2.5
COPPER	4100	NA	NA	17	16	22	1.5 J	19	9.9	34	15	13
LEAD	1000	NA	NA	17	6.6	7.6	0.76 J	11	7.9	62	8	5.7
MERCURY	31	NA	NA	--	0.029 J	--	0.026 J	0.07 J	0.026 J	1.2	--	0.069 J
MOLYBDENUM	NA	NA	NA	1.2 B	--	0.83 B	--	0.34 B	0.3 B	0.83 B	0.73 B	0.35 B
NICKEL	2000	NA	16900	20	1.3 J	6.8	1.1 J	9.1	4.5	6.2	3.5 J	3.2 J
SELENIUM	510	NA	NA	--	--	--	--	--	--	--	--	--
SILVER	510	NA	NA	--	--	--	--	--	--	1.8	--	--
VANADIUM	100	30	NA	38	16	32	3.8	31	20	57	65	22
ZINC	31000	NA	NA	160	8.1	170	4.4 J	44	21	69	12	16
MISCELLANEOUS PARAMETERS (MG/KG)												
HEXAVALENT CHROMIUM	310	NA	41	--	--	--	--	--	--	--	--	--
PETROLEUM HYDROCARBONS (UG/KG)												
TPH (C06-C10)	620000	NA	NA	--	--	--	--	--	--	--	770	--
PETROLEUM HYDROCARBONS (MG/KG)												
TPH (C10-C32)	620	NA	NA	--	--	--	--	--	--	36	--	--

TABLE 4-2
POSITIVE RESULTS FOR SOIL SAMPLES
TAXIWAY TANGO SOIL BORINGS
2013 SOIL CHARACTERIZATION
MARTIN STATE AIRPORT, MIDDLE RIVER, MARYLAND

LOCATION	MDE NON-RESIDENTIAL SOIL CRITERIA [1, 2]	MDE Eastern Regional Anticipated Typical Concentration (ATC) [1, 3, 7]	Dump Road RI 10-5[4] or HI=1[5] Construction Worker Risk Concentration[6]	Saturated Soils (greater than 10 feet below sub-base)							
				DR-SB-225	DR-SB-200	DR-SB-203	DR-SB-205	DR-SB-207	DR-SB-210	DR-SB-212	DR-SB-213	DR-SB-214
SAMPLE ID				DR-SB-225-20130829	DR-SB-200-20130826	DR-SB-203-20130826	DR-SB-205-20130827	DR-SB-207-20130827	DR-SB-210-20130827	DR-SB-212-20130827	DR-SB-213-20130828	DR-SB-214-20130828
SAMPLE DATE												
VOLATILES (UG/KG)												
1,1-DICHLOROETHENE	5100000	NA	NA	--	--	--	--	--	--	--	--	--
1,2,3-TRIMETHYLBENZENE	NA	NA	NA	--	--	--	--	0.2 J	--	--	--	--
1,2,4-TRICHLOROBENZENE	1000000	NA	NA	--	--	--	--	--	--	--	--	--
1,2,4-TRIMETHYLBENZENE	NA	NA	NA	--	--	--	--	--	2.5 J	--	--	--
1,2-DICHLOROETHANE	31000	NA	NA	--	--	--	--	--	--	--	--	--
2-BUTANONE	61000000	NA	NA	3.4 J	--	--	8.2 J	11 J	59	--	5.9 J	--
4-ISOPROPYLTOLUENE	NA	NA	NA	--	--	--	--	--	1.4 J	--	--	--
ACETONE	92000000	NA	NA	63	22	5.7 J	100	66	240	--	120 B	--
BENZENE	52000	NA	NA	--	--	--	0.33 J	0.29 J	--	--	--	--
CARBON DISULFIDE	10000000	NA	NA	--	--	--	--	1.9 J	0.76 J	--	1.2 J	0.63 J
CHLOROFORM	1000000	NA	NA	--	--	--	--	--	--	1700 J	--	--
CIS-1,2-DICHLOROETHENE	1000000	NA	NA	--	--	--	--	1 J	--	39000	--	--
ETHYLBENZENE	10000000	NA	NA	--	--	--	--	--	--	--	--	--
ISOPROPYLBENZENE	10000000	NA	NA	--	--	--	--	--	--	--	--	--
M+P-XYLENES	NA	NA	NA	--	--	--	--	--	--	--	--	--
METHYLENE CHLORIDE	380000	NA	NA	--	--	--	--	--	--	3000 J	--	--
NAPHTHALENE	2000000	NA	NA	--	--	--	--	1.5 B	1.5 B	--	0.82 J	--
N-BUTYLBENZENE	NA	NA	NA	--	--	--	--	--	--	--	--	--
O-XYLENE	NA	NA	NA	--	--	--	--	0.72 J	--	--	--	--
SEC-BUTYLBENZENE	NA	NA	NA	--	--	--	--	--	--	--	--	--
TOLUENE	8200000	NA	NA	--	--	--	--	1.8 J	6.7	1900 J	1.4 B	--
TOTAL XYLENES	20000000	NA	NA	--	--	--	--	0.72 J	--	--	--	--
TRANS-1,2-DICHLOROETHENE	2000000	NA	NA	--	--	--	--	--	--	--	0.41 J	--
TRICHLOROETHENE	7200	NA	NA	--	--	--	--	--	--	###	--	--
TRICHLOROFLUOROMETHANE	NA	NA	NA	--	--	--	--	--	--	--	--	0.35 J
VINYL CHLORIDE	4000	NA	NA	--	--	--	0.6 J	4.6	--	--	3.6 J	0.57 J
SEMIVOLATILES (UG/KG)												
1,1-BIPHENYL	NA	NA	NA	--	--	--	--	19 J	3.9 J	--	--	--
2-METHYLNAPHTHALENE	410000	NA	NA	--	--	--	--	91	13	7 J	--	4.6 J
ACENAPHTHENE	6100000	NA	NA	--	--	--	--	100	--	9.6	--	--
ACENAPHTHYLENE	6100000	NA	NA	--	--	--	--	9.9	6.6 J	--	--	--
ACETOPHENONE	NA	NA	NA	--	--	--	--	--	--	14 J	--	--
ANTHRACENE	31000000	NA	NA	--	--	--	--	180	6.9 J	22	--	--
BAP EQUIVALENT-HALFND	2100	NA	17000	--	--	--	--	139.3	29.6	185.6	--	23.75
BAP EQUIVALENT-POS	2100	NA	17000	--	--	--	--	139.3	29.23	185.6	--	23.31
BENZALDEHYDE	NA	NA	NA	--	--	--	--	--	--	--	--	--
BENZO(A)ANTHRACENE	3900	NA	NA	--	--	--	--	150	20	130	--	19
BENZO(A)PYRENE	390	NA	NA	--	--	--	--	94	22	120	--	17
BENZO(B)FLUORANTHENE	3900	NA	NA	--	--	--	--	110	31	190	--	31
BENZO(G,H,I)PERYLENE	3100000	NA	NA	--	--	--	--	58	24	93	--	13
BENZO(K)FLUORANTHENE	39000	NA	NA	--	--	--	--	35	11	82	--	9
BIS(2-ETHYLHEXYL)PHTHALATE	200000	NA	NA	26 J	--	--	61 J	25 B	30 B	--	48 B	50 B
CARBAZOLE	140000	NA	NA	--	--	--	--	33 J	--	--	--	--
CHRYSENE	390000	NA	NA	--	--	--	--	170	22	150	--	20
DIBENZO(A,H)ANTHRACENE	390	NA	NA	--	--	--	--	14	--	25	--	--
DIBENZOFURAN	100000	NA	NA	--	--	--	--	51 J	--	5.8 J	--	--
DI-N-BUTYL PHTHALATE	10000000	NA	NA	30 B	--	--	--	33 B	34 B	71 B	--	26 B
FLUORANTHENE	4100000	NA	NA	--	--	--	--	470	36	260	--	47
FLUORENE	4100000	NA	NA	--	--	--	--	200	--	12	--	--
INDENO(1,2,3-CD)PYRENE	3900	NA	NA	--	--	--	--	48	20	76	--	12
NAPHTHALENE	2000000	NA	NA	--	--	--	--	76	13	24	--	6.4 J
PHENANTHRENE	31000000	NA	NA	--	--	--	--	790	22	100	--	10
PYRENE	3100000	NA	NA	--	--	--	--	510	32	230	--	40

LOCATION	MDE NON-RESIDENTIAL SOIL CRITERIA [1, 2]	MDE Eastern Regional Anticipated Typical Concentration (ATC) [1, 3, 7]	Dump Road RI 10-5[4] or HI=1[5] Construction Worker Risk Concentration[6]	Saturated Soils (greater than 10 feet below sub-base)							
				DR-SB-225	DR-SB-200	DR-SB-203	DR-SB-205	DR-SB-207	DR-SB-210	DR-SB-212	DR-SB-213	DR-SB-214
SAMPLE ID				DR-SB-225-20130829	DR-SB-200-20130826	DR-SB-203-20130826	DR-SB-205-20130827	DR-SB-207-20130827	DR-SB-210-20130827	DR-SB-212-20130827	DR-SB-213-20130828	DR-SB-214-20130828
SAMPLE DATE												
METALS (MG/KG)												
ARSENIC	1.9	3.6	16	6.3	0.84 J	1.2 J	2	2.1	3.6	1.2 J	0.43 J	0.92 J
BARIUM	20000	NA	NA	28	9.4 J	8 J	23	18 J	28	9.3 J	1.3 J	2.9 J
BERYLLIUM	200	NA	NA	0.44 J	0.36 J	0.085 J	0.22 J	0.33 J	0.21 J	0.09 J	--	--
CADMIUM	51	NA	NA	0.073 J	--	--	--	0.12 J	0.27 J	0.17 J	--	0.3 J
CHROMIUM	310	28	NA	22	12 L	5.1 L	13	28	16	5.1	1.6 J	31 J
COBALT	NA	NA	NA	10	13 J	0.54 J	1.3	3.4	2.5	1.9	0.32 J	0.4 J
COPPER	4100	NA	NA	27	21 J	1.6 J	7	13 J	15 J	3.9 J	1 J	4.5 J
LEAD	1000	NA	NA	7.4	2.2	0.84 J	5.8	9.4	25	5.1	0.58 J	3.7
MERCURY	31	NA	NA	0.022 J	--	--	--	2.2 J	0.81 J	--	--	--
MOLYBDENUM	NA	NA	NA	0.4 B	--	--	--	2.8 J	--	--	--	--
NICKEL	2000	NA	16900	10	10	0.49 J	2.5 J	7.2	4 J	3 J	0.35 J	0.56 J
SELENIUM	510	NA	NA	--	--	--	--	--	--	--	--	--
SILVER	510	NA	NA	--	--	--	--	--	0.55 J	--	--	--
VANADIUM	100	30	NA	44	29	9.4	16	22 J	27 J	6.2 J	3.3 J	2.3 J
ZINC	31000	NA	NA	19	22 J	2.4 B	6.3 B	42	52	17	3.9 B	16
MISCELLANEOUS PARAMETERS (MG/KG)												
HEXAVALENT CHROMIUM	310	NA	41	--	--	--	5.1	--	--	--	--	--
PETROLEUM HYDROCARBONS (UG/KG)												
TPH (C06-C10)	620000	NA	NA	--	--	--	--	--	--	1800	--	97 J
PETROLEUM HYDROCARBONS (MG/KG)												
TPH (C10-C32)	620	NA	NA	--	--	--	--	150	--	46	--	26

µg/kg- micrograms per kilogram
mg/kg - milligrams per kilogram
-- = nondetect result
Reported result exceeds at least one criteria
Reported result exceeds both the MDE Non-Residential soil criteria and the ATC criteria.
J - Positive result is considered estimated as a result of technical noncompliance.
B - Laboratory blank contamination.
K - Positive result is considered biased high as a result of technical noncompliance.
L - Positive result is considered biased low as a result of technical noncompliance.

1 - Criteria taken from "State of Maryland Department of the Environment Cleanup Standards for Soils and Groundwater", June 2008.
2 - Benzo(a)Pyrene Equivalent (BaPEq) criteria is the Preliminary Remedial Goal for soil based on a 10^{-5} target cancer risk level under the industrial future reuse scenario per the Dump Road Remedial Investigation, Table 6-36 (Tetra Tech, 2012).
3 - Anticipated Typical Concentrations for select metals in soils of eastern Maryland.
4 - Values provided for BaPEq, hexavalent chromium, and nickel are the 10^{-5} target cancer risk level in soils for the construction worker from the Dump Road RI/Human Health Risk Assessment, Table 6-36 (Tetra Tech, 2012).
5 - Values provided for antimony, manganese, and thallium are the non-cancer risk values [Hazard Index (HI) = 1] in soils for the construction worker from the Dump Road RI/Human Health Risk Assessment, Table 6-36 (Tetra Tech, 2012).
6 - Values provided for Aroclor 1248 and arsenic are target cancer risk levels (10-5) in soils for the industrial worker (these constituents were not identified as risk-drivers for the construction worker scenario), Dump Road RI, Table 6-36 (Tetra Tech, 2012).
7 - Background concentration for arsenic in soils at Middle River Complex is 12 mg/kg and for vanadium is 91 mg/kg.

Section 5
Summary

An August 2013 investigation in the vicinity of Taxiway Tango at Martin State Airport (MSA) defined the nature and extent of possible waste and impacted soil beneath and adjacent to Taxiway Tango.

5.1 SUMMARY

The following is a summary of the activities performed as part of the August 2013 investigation:

- obtained utility clearances and an access agreement and associated permits for intrusive investigations from Martin State Airport and Maryland Aviation Administration (MAA)
- conducted a geophysical investigation of an approximately six-acre area of the taxiway
- advanced 25 soil borings in the Dump Road Area to evaluate soil conditions below the surface of Taxiway Tango, and advanced one soil boring approximately 40 feet west of the taxiway to assess subsurface conditions in a suspected former acid pit location
- collected samples from the soil borings and then submitted for laboratory analysis
- performed laboratory chemical analyses and chemical-data validation on soil samples collected from the soil borings
- evaluated environmental sampling data

5.2 FINDINGS

Geophysical surveys were completed and 26 soil borings were advanced along Taxiway Tango to evaluate the possible presence of landfilled material originating from the adjacent Dump Road Area. No landfilled waste was identified below the taxiway based on the geophysical survey results, nor was such encountered in any of the soil borings advanced through the taxiway. The following findings are relevant concerning subsurface conditions observed during this investigation:

- The surface of Taxiway Tango consists of 3.5–8.5 inches of asphalt underlain by a gravel base approximately one-foot thick. Geophysical surveys conducted during this investigation indicated no metal (rebar) reinforcement of the taxiway within the study area.

- A two-foot-thick shallow clay layer is below the taxiway's constructed gravel base. The clay layer is more contiguous in the northern portion of the study area. The clay is underlain by coarse materials such as sandy gravel and poorly sorted sands, followed by fine-grained materials between eight and 13 feet below the taxiway.

- Three geophysical survey techniques (EM-31, EM-61, and ground-penetrating radar) were used to image the subsurface below Taxiway Tango over approximately 2,100 linear feet, and in the 25-foot-wide strips on either side of the taxiway (with the exception of GPR). The geophysical surveys do not indicate the presence of landfilled waste or metallic debris items below the taxiway.

- The EM-31 geophysical survey results for the 25-foot-wide strips next to the taxiway indicate no new anomalies of interest. Existing utilities and known, scattered metallic waste were identified near the taxiway. The EM-61 results indicate a large, metallic anomaly (approximately 12-feet-wide by 26-feet-long) near the northwest end of the study area, within the estimated footprint of a former ammunition or fuel bunker.

- Groundwater in the Taxiway Tango area flows from southwest to northeast. Groundwater in the Dump Road Area, and its periphery near Taxiway Tango, is impacted by volatile organic compounds (VOCs). Groundwater in some areas below Taxiway Tango is likely impacted with volatile organic compounds.

Samples from 26 subsurface-soil borings (52 samples) were collected (two from each soil boring) and submitted to a laboratory for analysis for volatile organic compounds, semivolatile organic compounds (SVOCs), polychlorinated biphenyls (PCBs), total metals (including mercury), total petroleum hydrocarbon (TPH)-diesel-range organics (DRO), and TPH-gasoline-range organics (GRO). Findings related to Taxiway Tango soil sample chemical results are summarized below:

- Trichloroethene (TCE) is the only volatile organic compound detected at a concentration exceeding its non-residential soil screening level. The single TCE exceedance was detected in soil boring DR-SB-212 at a depth of 11–13 feet.

- Benzo(a)pyrene is the only SVOC detected at concentrations exceeding its non-residential soil screening criterion. Benzo(a)pyrene exceedances were detected in two soil samples: in DR-SB-206 at a depth of 8-10 ft and in DR-SB-211 at a depth of 4-6 ft.

- Three metals (arsenic, chromium, and vanadium) were detected in two or more soil samples at concentrations exceeding non-residential soil screening levels.

- Arsenic concentrations exceed non-residential soil screening levels in 34 unsaturated-zone soil samples and three saturated-zone soil samples. Approximately 46% of detected arsenic concentrations also exceed the eastern Maryland anticipated typical concentration (ATC) for arsenic.

- Chromium concentrations in 11 soil samples exceed the non-residential-soil screening criterion, but are less than the ATC.

- Vanadium concentrations in 25 soil samples exceed the non-residential-soil screening criterion, but are less than the ATC.

- No polychlorinated biphenyls were detected in the soil samples collected for this investigation.

- Total petroleum hydrocarbon-diesel-range organics were detected in 11 soil samples at concentrations below the non-residential-soil screening criterion.

- Total petroleum hydrocarbon-gasoline-range organics were detected in six soil samples, but at concentrations below the non-residential-soil screening criterion.

- A human health risk evaluation using only the 2013 sampling results from unsaturated soils below the taxiway indicates that detected concentrations pose no regulatorily unacceptable risks to construction or industrial workers, based on exposure via incidental ingestion, dermal contact, and inhalation. Therefore, from a human-health-risk perspective, no restrictions regarding worker exposure to unsaturated soils under the taxiway are anticipated.

This page intentionally left blank.

Section 6
References

1. Air Force Civil Engineer Support Agency (AFCESA), 2009. *Airfield Pavement Evaluation, Warfield Air National Guard Base, Martin State Airport, Maryland*. January.

2. Apex Environmental Inc. (Apex), 1998. "Frog Mortar Creek Sediment Sampling," letter report to Mr. William Chicca of the Maryland Environmental Service, Annapolis, Maryland from Apex Environmental Inc., of Rockville, Maryland. January 12.

3. Chapelle, F. M., 1985. "Hydrogeology, Digital Solute Transport Simulation, and Geochemistry of the Lower Cretaceous Aquifer System near Baltimore, Maryland," *Maryland Geological Survey Report of Investigations No. 43*. Maryland Geological Survey, Baltimore, Maryland. 120 pp.

4. Curtin, S., 2006. Personal communication and draft potentiometric map of the Patuxent Aquifer—2004, Mr. Fred Kolberg of Tetra Tech with Mr. Steve Curtin of the U.S. Geological Survey, Baltimore, Maryland. May 5.

5. Glaser, J. D., 1969. "Petrology and Origin of Potomac and Magothy (Cretaceous) Sediments, Middle Atlantic Coastal Plain," *Maryland Geological Survey Reports of Investigations No. 11*. Maryland Geological Survey, Baltimore, Maryland. 102 pp.

6. Handex (Handex Environmental Management), 1992. *Geophysical Survey Report, Taxiway Tango, Martin State Airport, Middle River, Maryland*. February.

7. Hansen, H. J., and J. Edwards, 1986. "The Lithology and Distribution of Pre-Cretaceous Basement Rocks beneath the Maryland Coastal Plain." *Maryland Geological Survey Report of Investigations 44*. 27 pp.

8. Lockheed Martin Corporation (Lockheed Martin), 2009a. *Energy, Environment, Safety, and Health (EESH) Remediation Waste Management Procedure No: EROP-03, Revision 4* (effective April 17, 2009).

9. Lockheed Martin Corporation (Lockheed Martin), 2009b. *Lockheed Martin Minimum Requirements for Intrusive Fieldwork Work Plans.* June.

10. Maryland Aviation Administration (MAA), 2008. *Spill Prevention, Control, and Countermeasure Plan for Martin State Airport*. Prepared for MAA, Facilities Development and Engineering, Linthicum, Maryland by EA Engineering, Science, and Technology, Inc., Sparks, Maryland. December.

11. Maryland Aviation Administration (MAA), 2009. History and tenant pages from Martin State Airport Website: http://www.martinstateairport.com/content/airserv.

12. Maryland Department of the Environment (MDE), 1988. *Preliminary Assessment.* Prepared for National Guard Bureau by Automated Sciences Group, Inc., Oak Ridge, Tennessee. July.

13. Maryland Department of the Environment (MDE), 1992. Letter from Ms. Arlene G. Weiner, (MDE, Baltimore, Maryland) to Maryland Aviation Administration: "Subsurface Investigations, Martin State Airport, Middle River, Maryland." January 6.

14. Maryland Department of the Environment (MDE), 1997. Letter from Mr. Arthur O'Connell (MDE) to the Maryland Aviation Administration, Martin State Airport, Middle River, Maryland. January 24.

15. Maryland Department of the Environment (MDE), 1998. Memorandum, Subject: "Frog Mortar Creek/Surface Water and Sediment Data" from Mr. Michael Sivak, Maryland Department of the Environment Waste Management Administration, to Ms. Peggy Smith, Maryland Department of the Environment Waste Management Administration. August 20.

16. Maryland Department of the Environment (MDE), 2008. *Cleanup Standards for Soil and Groundwater—Interim Final. Update No. 2.1*. June.

17. Tetra Tech, Inc. (Tetra Tech), 2000. *Final Source Identification and Assessment Report, Martin State Airport, Middle River, Maryland*. Report prepared by Tetra Tech, Inc., Pasadena, California, for Lockheed Martin, Bethesda, Maryland. September 29.

18. Tetra Tech, Inc. (Tetra Tech), 2002. *Final Chemical Delineation and Groundwater Modeling Report, Martin State Airport, Middle River, Maryland*. Prepared by Tetra Tech, Inc., Pasadena, California for Lockheed Martin Corporation, Bethesda, Maryland, December 27.

19. Tetra Tech, Inc. (Tetra Tech), 2005. *Additional Soil- and Sediment-Sampling Letter Report, Martin State Airport, Middle River, Maryland*. Prepared by Tetra Tech, Inc., Pasadena, California for Lockheed Martin Corporation, Bethesda, Maryland. July.

20. Tetra Tech, Inc. (Tetra Tech), 2008. *Soil and Groundwater Data Report, Martin State Airport, Middle River, Maryland*. Report prepared by Tetra Tech, Inc., Germantown, Maryland for Lockheed Martin Corporation, Bethesda, Maryland. June.

21. Tetra Tech, Inc. (Tetra Tech), 2009a. *Deep Groundwater Investigation Report, Lockheed Martin, Martin State Airport, Middle River, Maryland*. Report prepared by Tetra Tech, Inc., Germantown, Maryland for Lockheed Martin Corporation, Bethesda, Maryland. April.

22. Tetra Tech, Inc., 2009b. *Final Soil Response Action Plan, Block B, Middle River Complex, Middle River, Maryland*. Report prepared by Tetra Tech, Inc., Germantown, Maryland for Lockheed Martin Corporation, Bethesda, Maryland. November.

23. Tetra Tech, Inc. (Tetra Tech), 2011a. *Supplemental Design Characterization Report. Lockheed Martin, Martin State Airport.* Report prepared by Tetra Tech, Inc., Germantown, Maryland for Lockheed Martin Corporation Lockheed Martin Corporation, Bethesda. April.

24. Tetra Tech, Inc. (Tetra Tech), 2011b. *Compass Rose Area Soil Investigation Report. Lockheed Martin, Martin State Airport.* Report prepared by Tetra Tech, Inc., Germantown, Maryland for Lockheed Martin Corporation Lockheed Martin Corporation, Bethesda. December.

25. Tetra Tech, Inc. (Tetra Tech), 2012a. *2011 Groundwater Monitoring Report, Martin State Airport, 701 Wilson Point Road, Middle River, Maryland*. Report prepared by Tetra Tech, Inc., Germantown, Maryland for Lockheed Martin, Bethesda, Maryland. March.

26. Tetra Tech, Inc. (Tetra Tech), 2012b. *Technical Memorandum for the Dump Road Area (DRA) Source-Area Delineation, Martin State Airport, 701 Wilson Point Road, Middle River, Maryland*. Report prepared by Tetra Tech, Inc., Germantown, Maryland for Lockheed Martin, Bethesda, Maryland. June.

27. Tetra Tech, Inc. (Tetra Tech), 2012c. *Dump Road Source-Areas Investigation Work Plan, Martin State Airport, 701 Wilson Point Road, Middle River, Maryland*. Report prepared by Tetra Tech, Inc., Germantown, Maryland for Lockheed Martin, Bethesda, Maryland. September.

28. Tetra Tech, Inc. (Tetra Tech), 2012d. *Remedial Investigation Report, Martin State Airport, 701 Wilson Point Road, Middle River, Maryland*. Report prepared by Tetra Tech, Inc., Germantown, Maryland for Lockheed Martin, Bethesda, Maryland. October.

29. Tetra Tech, Inc. (Tetra Tech), 2013a. *Review and Analysis of Historical Aerial Photographs, Martin State Airport, 701 Wilson Point Road, Middle River, Maryland*. Report prepared by Tetra Tech, Inc., Germantown, Maryland for Lockheed Martin, Bethesda, Maryland. January.

30. Tetra Tech, Inc. (Tetra Tech), 2013b. *Taxiway Tango Characterization Report, Martin State Airport, 701 Wilson Point Road, Middle River, Maryland*. Report prepared by Tetra Tech, Inc., Germantown, Maryland for Lockheed Martin, Bethesda, Maryland. January.

31. Tetra Tech, Inc. (Tetra Tech), 2013c. *Dump Road Source Areas Characterization, Martin State Airport, 701 Wilson Point Road, Middle River, Maryland*. Work plan and draft soil boring logs prepared by Tetra Tech, Inc., Germantown, Maryland for Lockheed Martin, Bethesda, Maryland. September.

32. United States Environmental Protection Agency (USEPA), Region 3, 1993. *Region III Modifications to the Laboratory Data-Validation Functional Guidelines for Evaluating Inorganics Analyses*. April.

33. United States Environmental Protection Agency (USEPA), Region 3, 1994. *Region III Modifications to the National Functional Guidelines for Organic-Data Review*. September.

34. Vroblesky, D. A. and W. B. Fleck, 1991. *Hydrogeologic Framework of the Coastal Plain of Maryland, Delaware, and the District of Columbia, Regional Aquifer System Analysis-Northern Atlantic Coastal Plain.* U.S. Geological Survey Professional Paper 1404-E, U.S. Government Printing Office Washington, D.C. 45 pp.

APPENDIX A—1956 U.S. ARMY CORPS OF ENGINEERS ENGINEERING PLAN

CORPS OF ENGINEERS

U.S. ARMY

SCALE 1" = 200'

Silt and Clay Subgrade area approximate limits

Subgrade at Station 41 + 00 Taxiway
Soil Test Survey:— Consider-
able unsuitable material occurs in this
area. Where unsuitable material is encoun-
tered, it shall be removed to
a depth of 1 ft. Grass Strip
shall be as Typical Section
after removal of unsuitable mat-
erial. See Sheet 3.
Removal and backfilling shall be
done in accordance with the Specifications
and the Typical Sections

Existing Runway 9-27

Proposed Runway 9-27

Existing Runway 14-32

Proposed Runway 14-32

Existing Taxiway

Proposed Taxiway

Existing Runway 4-22

Proposed Runway 4-22

Existing Runway 18-36

Proposed Runway 18-36

Existing Runway 5-23

Proposed Runway 5-23

Existing Runway 13-31

Proposed Runway 13-31

Existing Runway 9-27

Proposed Runway 9-27

Existing Runway 14-32

Proposed Runway 14-32

Existing Taxiway

Proposed Taxiway

Existing Runway 4-22

Proposed Runway 4-22

Existing Runway 18-36

Proposed Runway 18-36

Existing Runway 5-23

Proposed Runway 5-23

Existing Runway 13-31

Proposed Runway 13-31

Note: Silt and Clay subgrade conditions throughout Runway Extension to be corrected in accordance with Specifications

Scale

REVISION	DATE	DESCRIPTION	BY

WHITMAN, REQUARDT & ASSOCIATES
ARCHITECT - ENGINEERS

CORPS OF ENGINEERS, U.S. ARMY
OFFICE OF THE DISTRICT ENGINEER
BALTIMORE DISTRICT
BALTIMORE, MARYLAND

DRAWN BY ANDERSON
TRACED BY HYDE
CHECKED BY MYERS
REVIEWED BY SAFETY BRANCH
SUBMITTED
RESIDENT ENGINEER DIVISION
APPROVED
CHIEF, ENGINEERING DIVISION
APPROVED FOR
DATE

MASTER SOIL PLAN & PROFILE
TAXIWAY FROM STATION 34+00 TO STATION 86+82.5

APPROVED Stephen Smith
DATE March 15, 1956
ASSISTANT CHIEF OF ENGINEERS, DISTRICT ENGINEER

SCALE NOR. 1" = 200'
VERT. 1" = 5'
SPEC. NO.

DRAWING NUMBER 85-04-D1

SHEET 21 OF 29

CORPS OF ENGINEERS

U.S. ARMY

FROG MORTAR CREEK

GATE 9

F - CBRNE FACILITY

F - AGE

GATE 11

MILITARY LEASE LINE

Extent of Unsaturated Contaminated Soil and Landfill Material

MONUMENT GPS SURVE
LAT. 39°19'
LON. W76°

GATE 12

GATE 15

ENGINE TEST FACILITY

RT TRAFFIC TOWER
19°43.49"
24°31.02"

GATE 13

GATE 14

F - RWY 33 DISP THRESHOLD
LAT. N39°
LON. W76°

LOCALIZER CRITICAL AREA

F-GLIDE SLOPE CR

No investigation has been conducted under or within 10 ft of taxiway.

Excavation 6

Excavation 3

Excavation 4

R - AMOS

R - GS

RSA

OFZ

TDZE 15.3'

F-LOCALIZER CRI
AREA

LOC

75'

LOC SHED

ARP

SCALE 1" = 200'

LAT. 39°19'32.27"

R-PLASI

Considerable unsuitable material occurs in this area. Where unsuitable material is encountered, it shall be removed to the total depth of the cross section indicated by the Typical Section for the removal of unsuitable material. See Sheet 3.
Removal and backfilling shall be done in accordance with the specifications and the Typical Sections.

Former Ordnance Bunker Area?

Trash?

Proposed Centerline Taxiway Grade

Original Acid Pit?

Trash

Trash

Note existing ground surface at time of investigation

Approximate limits for removal of unsuitable material. (Profile on centerline taxiway from 1930 survey)

Runway Extension

RS-62 5 ft Runway Extension +0+00 & Taxiway

Runway Extension

Taxiway Extension

Taxiway Extension

Taxi

APPENDIX B—SUMMARY OF PREVIOUS DUMP ROAD AREA INVESTIGATIONS

TABLE B-1

SUMMARY OF DUMP ROAD AREA INVESTIGATIONS [1]
LOCKHEED MARTIN, MARTIN STATE AIRPORT, MIDDLE RIVER, MARYLAND

Report	Report Date	Fieldwork Date	Geophysical Survey/Utility Survey	Soil Gas	Soil Borings	Test Pits	Well Installation	Groundwater	Surface Water	Sediment	Comments
Preliminary Assessment, (Maryland Department of the Environment, 1989)	March 1989	1988-1989	None	None	None	None	None	None	None	None	The MDE, under contract to the USEPA, conducted a PA inspection of the MSA and Strawberry Point areas in 1989 to evaluate the site for inclusion in the CERCLA/Superfund NPL. The PA identified three former acid disposal pits (includes current Ponds 1 and 2), an MAA maintenance yard drum storage area, the reported historic dump site, and three buildings at MSA/Strawberry Point that housed nuclear materials research laboratories, as areas of concern. The MSA was regulated under RCRA at the time of the PA. The MDE referred the closure of the nuclear laboratories for follow-up action by MDE Center for Radiological Health, and stated that no further action was warranted under CERCLA for any of theses areas.
Geophysical Survey Report, (Handex, 1992)	February 1992	October 1991	A geophysical survey consisted of the EM-31, ground penetrating radar (GPR), and limited magnetometry (LM) surveys of a 1600-foot by 200-foot area along Taxiway Tango and north of Taxiway D	None	None	None	None	None	None	None	The geophysical investigation, spurred by the encounter of four drums in July 1991, discovered large geophysical anomalies indicating the presence of metal northeast of the July 1991 drum removal area.
Preliminary Site Investigation, (MES, 1994)	May 1994	January 1994	None	15 samples SG-1 through SG-15 (thirteen collected 4 ft. bgs and two collected 3.5 ft. bgs) Analyzed for TPH, GRO, VOCs, and BTEX	16 soil samples collected (SB-1, SB-2, SB-4,SB-6 through SB-15, and PZ-1 through PZ-3). 13 SB soil samples were collected between 2 and 6 ft., and 3 PZ samples between 9 and 11 ft. Analyzed for TCLP metals, TCLP VOCs, pH, ignitability and sulfide.	None	Three wells-PZ-1, PZ-2 and PZ-3; slug tests	11 groundwater samples taken from 3 piezometers (PZ-1 through PZ-3), and 8 DPT locations (SB/GW-3, SB/GW-4, SB/GW-6, SB/GW-9, SB/GW-12, SB/GW-13, SB/GW-14, and SB/GW-15). Analyzed for VOCs, metals, and water quality parameters.	None	None	Petroleum saturated /contaminated soils were present in select samples. Soils and goundwater in the vicinity of some of these sample locations were heavily contaminated at the levels which would classify it as hazardous waste. TCE was detected in groundwater at a concentration of 92,000 ug/L and toluene at 42,000 ug/L at probe SB/GW-9 at depth of 5 to 6 feet. The extent of contamination of soils and ground water was not defined in this investigation.
Confirmation Investigation, (MES, 1995)	January 1995	July-August 1994	None	None	78 soil samples: 75 samples (2 to 12 ft. depths) from DPT borings advanced over a grid pattern; 3 samples (2 to 47 ft. depths) during installation of wells MW-1 through MW-3. Analyzed for TPH, VOCs, SVOCs, and total metals. Select samples were analyzed for full TCLP parameters.	None	Three wells MW-1, MW-2 and MW-3; slug tests	33 groundwater samples were analyzed; consisting of 23 probe samples and 3 well samples, plus 6 duplicates and a blank. Analyzed for VOC, SVOCs, TPH, metals, sodium, and chloride.	One acid pit / pond sample; analyzed for TCLP organics and inorganics.	None	Maximum concentrations of TCE, cis-1,2-DCE, and VC detected in one probe groundwater sample located approximately 200 feet east of Taxiway Tango (in an area that appears to be between wells MW-26S/I and MW-4) exceeded the MCLs by factors ranging from more than 400 times for cis-1,2-DCE to over 1,000 times for VC. BTEX was also detected in groundwater samples, with concentrations of benzene exceeding its MCL in five probe groundwater samples. Chromium levels exceeded the MCL at four groundwater sampling locations. MES concluded that disposal of petroleum products and chlorinated solvents had an adverse impact on soils and ground water at the site. Generally the locations of higher concentrations of contaminants correlate with the anomalies found in the geophysical survey and initial field investigation conducted in January of 1994. Samples collected in the shallow water table with elevated concentrations of TPH, VOCs, and SVOCs show that the impacted soils are leaching into the ground water.

TABLE B-1

SUMMARY OF DUMP ROAD AREA INVESTIGATIONS [(1)]
LOCKHEED MARTIN, MARTIN STATE AIRPORT, MIDDLE RIVER, MARYLAND

Report	Report Date	Fieldwork Date	Geophysical Survey/Utility Survey	Soil Gas	Soil Borings	Test Pits	Well Installation	Groundwater	Surface Water	Sediment	Comments
Expanded Investigation, (MES, 1996)	July 1996	January - February 1996	None	None	15 samples from 25 DPT bore holes (B-1 through B-25) and during installation of 3 monitoring wells (MW-4 through MW-6). Analyzed for VOCs, SVOCs and heavy metals.	None	3 wells MW-4, MW-5 and MW-6 slug tests	10 samples were collected in various DPT borings using temporary well screens. 6 wells (MW-1 through MW-6) and 3 piezometers (PZ-1 through PZ-3) were also sampled. Analyzed for VOCs, SVOCs, and heavy metals.	None	Sediment sampling of two acid pits or ponds; analyzed for TCLP organics and inorganics.	Deteriorated drums were discovered northeast of Dump Road Area; contents tested TCLP hazardous for chromium; drum contents were containerized; Air photos from 1952 and 1957 show an open dump area adjacent to what is now Taxiway Tango and Acid Pit #1 (i.e., Pond No. 1). A void was found at boring B-8 and product was found at boring B-15 near the Petroleum Hydrocarbon Area. Thick smoke emissions appeared to be emanating from the vicinity of the Acid Pit area. Average hydraulic conductivity of 2.5 feet per day estimated from the wells. Performed Human Health Risk Assessment as part of the study. Select soil and groundwater samples were analyzed for full TCLP parameters.
Groundwater Monitoring Well Surveying and Sampling Report, (Tetra Tech, 1999)	May 1999	March 1999	None	None	None	None	None	6 existing wells (MW-1 to MW-6) and 1 piezometer (PZ-2) were sampled. Analyzed for TPH-DRO/TPH-GRO, VOCs, SVOCs, and metals.	None	None	Eight samples including two duplicates were collected from the six monitoring wells and one piezometer. TPH-DRO and TPH-GRO were detected at elevated concentrations in two wells. TPH-DRO only was detected at elevated concentrations in two additional wells and the piezometer. TCE was detected at elevated concentrations (exceeding its MCL) in six of the seven wells sampled. Concentrations of three other VOCs, including 1,2-DCE, tolune, and 1,1,1-TCA, also exceeded MCLs in one well (MW-5).
Source Identification and Assessment Report, (Tetra Tech, 2000)	September 2000	March-May 2000	A utility survey consisting of a combination of electromagnetic resistivity / conductivity, line locating, and ground penetrating radar was used to clear the excavation areas.	None	83 soil samples; collected from among 11 test pit excavations, 12 soil borings, and beneath encountered drums. Analyzed for VOCs, SVOCs, heavy metals, and PCBs/pesticides.	6 Test Pit Excavations at Taxiway Tango; 4 Trenches and one Test Pit excavation at the drum-area	12 temporary wells: Pond #1 (EP1-SB1 through EP1-SB3), and Pond #2 (EP2-SB1 through EP2-SB4); and Petroleum Hydrocarbon Area (PHA-1 through PHA-5).	12 groundwater samples; one from each temporary well. Analyzed for VOCs, SVOCs, pH, heavy metals and PCBs/pesticides.	A tidal study was conducted	4 Samples collected; Pond #1 (EP1-SD1 and EP1-SD2) and Pond #2 (EP2-SD1 and EP2-SD2) .	Fifteen 55-gallon and one 30-gallon drum, readings above 2000 ppmv, and inactive ordnance (consisting of a 100 pound bomb, two 1,000 pound bombs, and a 2,000 pound bomb) were discovered. Various SVOCs, metals, and PCBs were detected in soils at concentrations exeeding Maryland risk-based concentrations. Several VOCs were detected in groundwater at concentrations exceeding drinking water MCLs. Sediment samples from Pond 1 contained high concentrations of both cVOCs and pVOCs.
Chemical Delineation and Groundwater Monitoring Report, (Tetra Tech, 2002)	December 2002	March-October 2002	A utility survey consisting of a combination of electromagnetic resistivity / conductivity, line locating, and ground penetrating radar was used to assure that all proposed sampling locations were clear.	None	20 Samples (7 samples from various depths in DMW-1 and DMW-2, plus duplicates) Analyzed for VOCs, SVOCs, hexavalent chromium, heavy metals, and PCBs/pesticides.	None	4 wells DMW-1A DMW-1B DMW-2A DMW-2B	6 previous wells (MW-1 to MW-6), 4 new wells, and 46 temporary wells (PA-1 to PA-16; TT-1 to TT-10; and DA-1 to DA-14, plus duplicates). Analyzed for VOCs, SVOCs, hexavalent chromium, heavy metals, and PCBs/pesticids.	None	None	All groundwater samples were analyzed for VOCs, SVOCs, Priority Pollutant Metals, TPH, hexavalent chromium, PCBs, and pesticides. All twenty soil samples were analyzed for VOCs; nineteen samples were analyzed for total priority pollutant metals, and hexavalent chromium; seven samples were analyzed for gasoline, diesel, and residual range organics; and six samples were analyzed for SVOCs.

TABLE B-1

SUMMARY OF DUMP ROAD AREA INVESTIGATIONS [1]
LOCKHEED MARTIN, MARTIN STATE AIRPORT, MIDDLE RIVER, MARYLAND

Report	Report Date	Fieldwork Date	Geophysical Survey/Utility Survey	Soil Gas	Soil Borings	Test Pits	Well Installation	Groundwater	Surface Water	Sediment	Comments
Data Gap Investigation and Modeling Report, (Tetra Tech, 2004a)	May 2004	September - December 2003	A utility survey consisting of a combination of electromagnetic resistivity / conductivity, line locating, and ground penetrating radar was used to assure that all proposed well locations were clear.	None	11 Soil samples; collected in DMW-4, DMW-5, and DMW-6 at depths of major lithologic changes. Analyzed for geotechnical parameters only (porosity, bulk density, moisture content and total organic carbon).	None	28 permanent wells (DMW-1S through DMW-10S; DMW-3I through DMW-11I; DMW-3D through DMW-9D; MW-7) and 4 temporary wells (TT-11 to TT-14) Slug Tests	Quarterly GW sampling event of the 10 existing wells, the 28 new wells, and the 4 temporary wells. Analyzed for VOCs, SVOCs, metals, and pesticides. Select wells also analyzed for nitrate, sulfate, and iron.	None	None	The intent of the data gap investigation was to determine the extent of chemicals in groundwater plumes at the southeast portion of MSA. The specific objectives completed during the investigation were to deliniate the eastern and western extent of chemicals in groundwater, characterize VOC plumes, characterize site geology, and conduct quarterly groundwater monitoring. This groundwater sampling event was the baseline event for the upcoming quarterly sampling events.
December 2003 Quarterly Groundwater Monitoring Report, (Tetra Tech, 2004b)	May 2004	December 2003	None	None	None	None	None	Quarterly GW sampling event of the 38 permanent and the 4 temporary wells. See comments for analysis.	None	None	All Samples were analyzed for VOCs, and total and dissolved metals. Select samples were also analyzed for SVOCs. Bio-parameters consisting of nitrate, sulfate, and iron (III) were also analyzed at selected deep well locations
March 2004 Quarterly Groundwater Monitoring Report, (Tetra Tech, 2004c)	June 2004	March 2004	None	None	None	None	None	Quarterly GW sampling event of the 38 permantent wells. See comments for analysis.	None	None	The four temporary wells were not sampled and scheduled for abandonment. All samples were analyzed for VOCs, and total and dissolved metals. Select samples were also analyzed for SVOCs. Bio-parameters consisting of nitrate, sulfate, and iron (III) were also analyzed at selected deep well locations
June 2004 Quarterly Groundwater Monitoring Report, (Tetra Tech, 2004d)	September 2004	June 2004	None	None	None	None	None	Quarterly GW sampling event of 24 permantent wells. See comments for analysis.	None	None	Based on Tetra Tech's letter dated May 28,2004, MDE approved a reduction in wells sampled in the June 2004 monitoring event. All samples were analyzed for VOCs, and total and dissolved metals. Select samples were also analyzed for SVOCs. Bio-parameters consisting of nitrate, sulfate, and iron (III) were also analyzed at selected deep well locations

TABLE B-1

SUMMARY OF DUMP ROAD AREA INVESTIGATIONS [1]
LOCKHEED MARTIN, MARTIN STATE AIRPORT, MIDDLE RIVER, MARYLAND

Report	Report Date	Fieldwork Date	Geophysical Survey/Utility Survey	Soil Gas	Soil Borings	Test Pits	Well Installation	Groundwater	Surface Water	Sediment	Comments
September 2004 Quarterly Groundwater Monitoring Report, (Tetra Tech, 2004e)	November 2004	September 2004	None	None	None	None	None	Quarterly GW sampling event of 13 permanent wells. See comments for analysis.	None	None	MDE approved a reduction in wells sampled in the September and December 2004 monitoring events. All samples were analyzed for VOCs, and total and dissolved metals. Select samples were also analyzed for SVOCs. In addition, perchlorate was added to this sampling event.
December 2004 Quarterly Groundwater Sampling Report, (Tetra Tech, 2005a)	March 2005	December 2004	None	None	None	None	None	Quarterly GW sampling event of 13 permanent wells. See comments for analysis.	None	None	MDE approved a reduction in wells sampled in the September and December 2004 monitoring events. All samples were analyzed for VOCs, and total and dissolved metals. Select samples were also analyzed for SVOCs. In addition, perchlorate was added to this sampling event.
Groundwater User Survey Technical Memorandum, (Tetra Tech, 2005b and 2012d)	April 2005; Updated March 2012	November 2004; 2010	None	None	None	None	None	None	None	None	A private potable well survey for the area around MSA was conducted. The survey was repeated in 2010. The survey reviewed relevant records regarding public and private groundwater users in the area, obtained current aerial photographs of MSA and environs, evaluated plume migration from the site to the closest potable well, and completed a field verification study of wells identified in the records review. Eighty-four wells in the survey area were documented as potentially being in use. A former well at 3301 Edwards Lane (i.e., the closest well to the site) was no longer used for drinking water since the property was supplied by public water. Most other residences with well records on file, lying east of Frog Mortar Creek and west of Middle River, are likely connected to public water. The survey findings suggested that no potable wells are now in use in the immediate vicinity of the site.
Additional Soil and Sediment Sampling Letter Report, (Tetra Tech, 2005c)	July 2005	May 2005	A utility survey consisting of a combination of electromagnetic resistivity / conductivity, line locating, and ground penetrating radar was used to assure that all proposed sampling locations were clear.	None	12 soil samples collected. A sample was collected at 1 and 4 ft. bgs from 6 soil borings. Analyzed for total chromium and hexavalent chromium.	None	None	None	None	Four sediment samples were taken from Pond 1. VOCs, SVOCs, PCBs, total metals, hexavalent chromium, and SEM/AVS	This additional sampling was conducted to investigate hexavalent chromium concentrations in soils where elevated total chromium were detected, and also to further evaluate potential environmental risks associated with sediment chemical concentrations. Hexavalent chromium was detected at low concentrations in six soil samples with concentrations ranging from 0.36-1.4 mg/kg. Five of the six detections were in the one-foot depth samples. Three of the sediment samples had low to moderate concentrations of VOCs (including TCE and BTEX), SVOCs, metals and PCBs. Hexavalent chromium was not detected in any of the pond sediment samples.
2006 Groundwater Monitoring Event, (data collection only)	None	August 2006	None	None	None	None	None	36 wells sampled including MW-2 through MW-6, DMW-1A/B through DMW-11S/I. Analyzed for VOCs, 1,4-dioxane, perchlorate, total and dissolved metals, and hexavalent chromium. Two shallow wells (DMW-3S and DMW-9S) also analyzed for SVOCs.	None	None	Sampling results indicated that concentrations of cVOCs exceeded Maryland groundwater standards throughout a large portion of the investigation area, and at multiple depths. The maximum TCE concentration observed in a 2006 monitoring-well sample was 41,000 µg/L reported for upper surficial-aquifer well DMW-11S. 1,4-Dioxane and perchlorate were detected in 34 and 17 groundwater samples, respectively. Hexavalent chromium was not detected in the samples. Low concentrations of several SVOCs were detected at DMW-3S and DMW-9S.

TABLE B-1

SUMMARY OF DUMP ROAD AREA INVESTIGATIONS [(1)]
LOCKHEED MARTIN, MARTIN STATE AIRPORT, MIDDLE RIVER, MARYLAND

Report	Report Date	Fieldwork Date	Geophysical Survey/Utility Survey	Soil Gas	Soil Borings	Test Pits	Well Installation	Groundwater	Surface Water	Sediment	Comments
Soil and Groundwater Investigation Data Report, (Tetra Tech, 2008)	June 2008	September 2007 - February 2008	A geophysical survey delineated the areal and vertical extent of possible landfill areas. The survey consisted of a reconnaissance- level EM survey and follow-up surficial gamma mapping survey to detect high-energy gamma radiation.	None	27 Soil samples collected from among 14 soil borings and 52 MIP borings (MIP-23 through MIP-75) advanced by DPT methods. Analyzed for VOCs.	50 soil samples taken from 25 test pits (A1 through A17 and N1 through N8). Analyzed for VOCs, SVOCs, metals, 1,4-dioxane, and PCBs.	35 permanent wells including MW-15 (S/I/D) through MW-26 (S/I/D), and two OW wells (OW-1-S/I) and Two RW wells (RW-1-S/I).	23 gw samples collected using MIP/DPT sampling, and 33 samples from new and 37 samples from existing permanent wells. Analyzed for VOCs, metals, and 1,4-dioxane.	None	None	Five 55-gallon drums and two 30 gallon containers, and PID readings up to 700 ppmv were discovered.
Groundwater Monitoring Report, August - September 2008, (Tetra Tech, 2009b)	May 2009	August - September 2008	None	None	None	None	None	Sampled 35 wells installed before 2007 and 34 wells installed in 2007. See comments for analysis.	None	None	Samples were analyzed for VOCs, 1,4-dioxane, hexavalent chromium, and total and dissolved metals. Select samples were also analyzed for Alkalinity, chemical oxygen demand, total organic carbon, and pH.
Deep Groundwater Investigation Report, (Tetra Tech, 2009a)	April 2009	June 2008 - January 2009	A utility survey consisting of a combination of electromagnetic resistivity / conductivity, line locating, and ground penetrating radar was used to assure that all proposed well locations were clear.	None	8 Soil samples collected. 2 Geotechnical Samples collected from each deep well boring. Evaluated for soil porosity, bulk density, moisture content and total organic carbon.	None	4 Deep Wells 1 Intermediate well MW-27D MW-28I MW-29D MW-30D MW-31D	Groundwater samples were collected from each of the new monitoring wells. Analyzed for VOCs, SVOCs, 1,4-dioxane, and metals.	None	None	The purpose of the investigation was to determine whether VOCs detected in the surficial aquifer groundwater at the MSA have migrated vertically through clay-rich sediments to the next underlying aquifer. Chlorinated VOCs such as TCE, cis-1,2-DCE, and VC were not detected in the deep confined wells. Trace to low concentrations of BTEX constituents were detected in several samples.
Groundwater Monitoring Report 2009, (Tetra Tech, 2010a)	January 2010	August - September 2009	None	None	None	None	6 Permanent Wells MW-32 through MW-34 (SI)	65 new and existing wells were sampled See comments for analysis.	None	None	Samples were analyzed for VOCs, 1,4-dioxane, hexavalent chromium, and total and dissolved metals. Select samples were also analyzed for TPH-DRO, TPH-GRO.
Remedial Investigation Report, (Tetra Tech, 2012b)	November 2010 (initial); revised April 2012	August - September 2009; Also included data from prior investigations.	A utility survey consisting of a combination of electromagnetic resistivity / conductivity, line locating, and ground penetrating radar was used to clear the excavation areas.	None	72 soil samples taken from 25 soil boring locations (SB-01 through SB-25). Analyzed for VOCs, SVOCs, and total metals.	28 samples taken from 27 test pits (A18 through A44). Analyzed for VOCs, and total metals.	None	None	None	None	Three orphan drums and one apparent 55-gallon drum were discovered during excavation. Human health and ecological risk assessments were conducted using data from the early 2000s through 2009. Contaminants of concern included VOCs, SVOCs, PCBs, and metals.

TABLE B-1

SUMMARY OF DUMP ROAD AREA INVESTIGATIONS [1]
LOCKHEED MARTIN, MARTIN STATE AIRPORT, MIDDLE RIVER, MARYLAND

Report	Report Date	Fieldwork Date	Geophysical Survey/Utility Survey	Soil Gas	Soil Borings	Test Pits	Well Installation	Groundwater	Surface Water	Sediment	Comments
Off-site Piezometer Installation and Water Level Monitoring, (Tetra Tech, 2010b) and Continuous Water Level Report (Tetra Tech, 2011b)	November 2010; October 2011	May-July 2010; March-April, 2011	A utility survey consisting of a combination of electromagnetic resistivity / conductivity, line locating, and ground penetrating radar was used to clear the boring areas.	None	None	None	9 piezometers PZ-1S,I,D, PZ-2S,I,D	None	None	None	Two MIPs borings were advanced and six piezometers were installed via DPT on the 3300 and 3301 Edwards Lane properties. Groundwater levels at the six piezometers and three wells at MSA were recorded every 15 minutes for one month in June-July, 2010. Surface water levels were recorded at the same interval at a tidal gaging station installed on Frog Mortar Creek. Baromteric pressure was recorded every 15 minutes at MSA. Water levels and barometric pressures were also recorded on March-April, 2011 to provide an additional set of data. The studies demonstrated that groundwater levels at the wells and piezometers responded to tidal and barometric pressure fluctuations and the data were used for DRA groundwater modeling.
Groundwater Monitoring Report 2010, (Tetra Tech, 2010c)	December 2010	July 2010	None	None	None	None	None	65 wells were sampled See comments for analysis.	3 samples collected in Frog Mortar Creek	None	Groundwater and surface water samples were analyzed for VOCs, 1,4-dioxane, hexavalent chromium, perchlorate, and total and dissolved metals,a and perchlorate. Select groundwater samples were also analyzed for RDX (an explosive compound), TPH-DRO, TPH-GRO, radium-226, radium-228 and natural attenuation parameters..
Dump Road Supplemental Design Characterization Report, (Tetra Tech, 2011a)	April 2011	September 2010 - January 2011	Reconnaissance level EM survey was conducted for 21 acres from the southern boundary of the Dump Road Area to south of the Compass Rose area.	101 passive soil gas samples set at 4 ft. bgs. 99 samples analyzed for VOCs, TPH and diesel alkanes	None	None	None	None	None	None	Topographic surveying and a wetlands assessment of the complete Dump Road Area and Compass Rose area were conducted. Slug tests (single-well permeability tests) were conducted on 16 surficial aquifer wells.
2011 Groundwater Monitoring Report, (Tetra Tech, 2012e)	March 2012	May-June 2011	None	None	None	None	None	65 wells were sampled	None	None	Groundwater and surface water samples were analyzed for VOCs, 1,4-dioxane, hexavalent chromium, perchlorate, and total and dissolved metals,a and perchlorate. Select groundwater samples were also analyzed for RDX (an explosive compound), TPH-DRO, TPH-GRO, radium-226, radium-228 and natural attenuation parameters..
2011 Compass Rose Soil Investigation Report, (Tetra Tech, 2012f)	March 2012	June 2011	Assess subsurface conditions based on elevated geophysical survey EM readings of EM anomalies A, B, C and D identified during 2010 the geophysical survey.	None	None	4 Test Pits/4 soil samples analyzed for VOCs (8260B); SVOCs (8270D); PCBs (8082A); TPH GRO/DRO (8015B); Priority Pollutant metals (6010C, 7471A)	None	None	None	None	This investigation provided additional data, via surface and subsurface exploration and testing, to assess whether waste had been disposed of in the Compass Rose Area. This investigation also assessed the nature (e.g., mineral content) of soils in the area to discover whether these minerals may have contributed to geophysical survey anomalies found there. This study seeked to evaluate more definitively the geophysical survey findings of the 2010 DRA Supplemental Design Characterization study, which indicated that some areas near the Compass Rose Area exhibited anomalous EM responses.

TABLE B-1

SUMMARY OF DUMP ROAD AREA INVESTIGATIONS [(1)]
LOCKHEED MARTIN, MARTIN STATE AIRPORT, MIDDLE RIVER, MARYLAND

Report	Report Date	Fieldwork Date	Geophysical Survey/Utility Survey	Soil Gas	Soil Borings	Test Pits	Well Installation	Groundwater	Surface Water	Sediment	Comments
Dump Road and Runway Area Soil and Groundwater Investigation, (Tetra Tech, 2012g)	January 2012	June-July 2011	None	20 MIP borings (MIP-76 to MIP-95) to screen for cVOCs and petroleum VOCs near northwest DRA, Taxiway Tango, and runway.	10 soil borings (SB26 to SB35) in northwest and western portions of DRA Analyzed for VOCs, SVOCs, PCBs, metals, TPH-GRO/DRO.	None	Installed 6 wells: one intermediate (MW-30I), and five shallow wells (MW-35S through MW-39S)	Six groundwater samples (from 6 new wells) analyzed for VOCs, SVOCs, 1,4-dioxane, TPH-DRO/GRO, metals, perchlorate, and hexavalent chromium.	None	None	Highly elevated cVOC levels were identified at four MIP locations. VOCs in one soil sample (SB-27 at 10-foot depth), SVOCs in one sample (SB-32), and TPH-DRO in two samples (SB-27 and SB-32) exceeded MDE residential and non-residential soil standards. VOCs (TCE, VC, and naphthalene) were detected in groundwater samples (MW-30I and MW-39S) at concentrations exceeding the Maryland groundwater standards. TPH-DRO was detected at well MW-39S (east of Pond 1) at a concentration of 3,000 µg/L, which exceeded the MDE groundwater standard by more than a factor of 60. Detected TPH-DRO concentrations also exceeded the MDE standard in two groundwater samples (MW-35S and MW-37S). The GRO concentration in one well (MW-30I; located in southern portion of Taxiway Tango) exceeded its MDE groundwater standard.
Interim Remedial Action/Feasibility Study for Dump Road Area Groundwater (Tetra Tech, 2012h)	August 2012	NA	None	None	None	None	None	None	None	None	The IRA/FS for the groundwater operable unit at the DRA recommended implementation of a groundwater pump-and-treat system that included installing and operating 16 extraction wells along Frog Mortar Creek to prevent migration of contaminated groundwater to the creek, and installing and operating an *ex situ* groundwater treatment system to treat extracted groundwater before discharge with an option to treat high concentration areas via groundwater recirculation with amended groundwater to promote *in situ* bioremediation. The 30% design for implementation of the recommended alternative described above included the preliminary design of the pump-and-treat system.
Treatability Study Report: Groundwater Treatment Plant for Dump Road Area (Tetra Tech, 2012i)	September 2012	N/A	None	None	None	None	None	None	None	None	In late 2011 and early 2012, a bench–scale treatability study was conducted for the DRA to determine design operational parameters for metals removal and advanced oxidation processes using representative groundwater samples collected from the site. Five processes were selected for bench–scale testing including: 1) conventional pre-treatment; 2) advanced oxidation with ozone-hydrogen peroxide process; 3) advanced oxidation with ultraviolet light–titanium dioxide; 4) proprietary pre-treatment process; and 5) ion-exchange testing for metals removal polishing step. The study recommended using advanced oxidation process because the process has been successful at other Lockheed Martin sites and advanced oxidation will meet the DRA's National Pollutant Discharge Elimination System standards.
Maryland Air National Guard Munitions Area Soil Vapor and Indoor Air Investigation Report, (Tetra Tech, 2012j)	June 2012	January 2012	A utility survey consisting of a combination of electromagnetic resistivity / conductivity, line locating, and ground penetrating radar was used to clear the boring areas.	22	22	None	None	None	None	None	In January 2012, Tetra Tech sampled 22 temporary soil vapor probes aligned in north–south transects in key areas of the MDANG Munitions Area using direct push technology (Tetra Tech, 2012g). Additionally, three indoor air quality samples were collected inside two buildings, including an office, a conference room, and inside a maintenance building in the MDANG Munitions Area. The locations of the soil vapor and indoor air samples with results exceeding the screening criteria are shown in Figures 3-32 and 3-33. The soil vapor and air samples were analyzed for VOCs. The results of the soil vapor and indoor air quality investigation did not identify any regulatorily unacceptable human health risks posed to site workers by exposure to VOCs detected in soil vapor. Soil gas samples from the Munitions Area, directly downgradient of several DRA wells, show no TCE, cis-1,2-DCE, or VC concentrations above their respective screening criteria.

TABLE B-1

SUMMARY OF DUMP ROAD AREA INVESTIGATIONS [1]
LOCKHEED MARTIN, MARTIN STATE AIRPORT, MIDDLE RIVER, MARYLAND

Report	Report Date	Fieldwork Date	Geophysical Survey/Utility Survey	Soil Gas	Soil Borings	Test Pits	Well Installation	Groundwater	Surface Water	Sediment	Comments
2012 Groundwater Monitoring Report, (Tetra Tech, 2013a)	January 2013	April-August 2012	None	None	None	None	None	72 Dump Road Area wells were sampled.	None	None	Consistent with the 2011 results, concentrations of cVOCs exceed Maryland groundwater standards throughout a large portion of the investigation area, and at multiple depths. cVOCs were at concentrations greater than groundwater standards at currently site perimeter wells to the north, east, and west.1,4 dioxane was detected primarily in groundwater samples collected from the upper and intermediate surficial aquifer zones and is co-located in areas containing the highest concentrations of cVOCs primarily near Pond 1 and the area east and west of Pond 1. TPH-DRO and TPH-GRO were detected in 22% and 50% of the 2012 upper surficial aquifer groundwater samples, respectively. Most concentrations exceeded the MDE groundwater standard of 47 µg/L.
2012 Taxiway Tango Soil Characterization Report (Tetra Tech, 2013b)	January 2013	August 2012	A utility survey consisting of a combination of electromagnetic resistivity / conductivity, line locating, and ground penetrating radar was used to clear test pit areas.	None	None	18 test pits were excavated. Thirty-seven discrete subsurface soils samples were collected. Analyzed for VOCs, SVOCs, PCBs, total metals, and TPH-DRO and TPH-GRO,	None	None	None	None	The investigation was conducted in the vicinity of Taxiway Tango to refine the lateral and vertical extent of landfill material and soil impacts along Taxiway Tango. Materials uncovered during the 2012 test pit excavations included brick, metal wire, sheet metal, glass, burnt wood, porcelain and ceramics, plywood or particle board, concrete and rebar, and a yellow material (potentially zinc chromate paint). Petroleum odors and elevated field VOC readings (e.g., above background levels) were also observed in several of the test pits.
Geotechnical Subsurface Investigation Report (Tetra Tech, 2013c)	January 2013	September 2012	A utility survey consisting of a combination of electromagnetic resistivity / conductivity, line locating, and ground penetrating radar was used to clear the boring areas.	None	Nine soil borings were advanced.	Nine test pits were excavated. Analyzed for VOCs, SVOCs, PCBs, TPH-DRO and TPH-GRO, metals, corrosivity (pH), ignitability, and toxicity characteristic leaching procedure (TCLP).	None	None	None	None	The subsurface and geotechnical investigation was conducted at the DRA to evaluate subsurface conditions within the footprint of a proposed groundwater treatment facility, establish foundation design criteria and recommendations for design of the treatment building foundations, and provide pertinent geotechnical site recommendations for construction. Fill materials were encountered in all of the test pits, with concrete, glass, brick, metal wire waste, and wood waste, including stumps, processed wood, and burnt wood observed in some of the test pits. Elevated concentrations of chlorobenzene and BTEX were detected in soil samples collected from seven and ten feet at test pit A-74 located between dump road and wells DMW4S/I/D, and elevated BTEX in soil greater than 15 feet at test pit A-68.
2012 Review and Analysis of Historical Aerial Photographs (Tetra Tech, 2013d)	January 2013	N/A	None	None	None	None	None	None	None	None	Aerial photographs from 1938 to 1998 and other historical documents such as topographic maps and design drawings were acquired and reviewed to identify possible historical areas of environmental concern and to assess the previous history of the DRA and MSA. Overall, the review of aerial photographs and drawings show that the DRA was used as a dump when it was filled in during the 1950s. The review indicated the presence of several pits. Photographs from the mid-1950s show black staining on the sidewalls and black material on the surface of two constructed pits, indicating dumping had occurred. Engineering drawings also identified the locations of acid and oil disposal pits, one of which currently exists as Pond 1 at the DRA. The aerial photographs also identified two smaller possible pits that may have been used to dump material in what is now referred to as the Petroleum Hydrocarbon Area. Another former ground scar or possible pit area was also identified near the CRA east of the airport runway.

1 Does not include investigations conducted for Frog Mortar Creek, which is located adjacent to the DRA.

Acronyms / Abbreviations:

bgs - below ground surface
BTEX - benzene, toluene, ethylbenzene, xylenes
CERCLA - Comprehenive Environmental Response, Compensation, and Liabiity Act
cis-1,2-DCE - cis-1,2-dichlroethene
COD - chemical oxygen demand
cVOCs - chlorinated volatile organic compounds
DPT - direct push technology
DRA - Dump Road Area
DRO - diesel-range organics
EM - electromagnetic
ET - evapotranspiration
GPR - ground-penetrating radar
GRO - gasoline-range organics
GW - groundwater
LM - limited magnetometry
MAA - Maryland Aviation Administration
MCL - maximum contaminant level
MDANG - Maryland Air National Guard
MDE - Maryland Department of the Environment
MES - Maryland Environmental Services, Inc
mg/kg - milligram per kilogram
µg/L - micrograms per liter
MIP - membrane interface probe
MSA - Martin State Airport
MW - monitoring well
NPL - National Priorities List
PA - preliminary assessment
PCB - polychlorinated biphenyl
ppmv - parts per million volume
pVOCs - petroleum volatile organic compounds
PZ - piezometer
RCRA - Resource Conversation and Recovery Act
S/I/D - surficial/intermediate/deep (well depths)
SEM/AVS - simultaneously -extracted metals/acid-volatile sulfide
SVOCs - semi-volatile organic compounds
TCE - trichloroethene
TCLP - toxicity characteristic leaching procedure
TOC - total organic carbon
TPH - total petroleum hydrocarbons
USEPA - United States Environmental Protection Agency
VC - vinyl chloride
VOC - volatile organic compound

APPENDIX C—PERMITS, MISS UTILITY CLEARANCE, AND UTILITY CLEARANCE REPORT

MARYLAND DEPARTMENT OF TRANSPORTATION
MARYLAND AVIATION ADMINISTRATION

Division of Documents & Permits
P. O. Box 8766, BWI Airport
Maryland 21240-0766
Tel. 410-859-7796
Fax: 410-859-5440

APPLICATION FOR BUILDING PERMIT

RECEIVED JUN 13 2013

GENERAL INFORMATION (To be completed by the applicant, please print)	
Project Name: Taxiway Tango Soil Characterization	Airport: ☐ BWI ☒ MTN
Project Location (Bldg./Terminal, Level, Holdroom, Room No. etc.): Taxiway Tango	Tenant Space No.:
Name of Tenant: Lockheed Martin Corporation	Tel.: 301-528-3021 E-mail:
Applicant/Contact Person: Tony Apanavage for LMC Representing: Lockheed Martin Corporation C/O Tetra Tech, Inc. Mailing Address: 20251 Century Boulevard, Suite 200, Germantown, MD 20874-7441	Tel.: 301-528-3021 Cell No.: 301-233-8230 Fax: 301-528-3000 E-mail: Tony.Apanavage@tetratech.com
Brief Description of Project: Drilling and sampling of 25 soil borings in and around Taxiway Tango	**Check Appropriate Box:** MAA ☐ Funding Source: Existing Tenant ☐ New Tenant ☒
Estimated Cost of Construction (**Required**): $50,000	
Name of Architect/Engineer: Tetra Tech, Inc. Address: 20251 Century Boulevard, Suite 200, Germantown, MD 20874-7441	Tel.: 301-528-3021 Fax: 301-528-3000 E-mail: Tony.Apanavage@tetratech.com
Name of Contact: Tony Apanavage	
Name of Contractor: Ground Zero	Tel.: 703-399-0020 Cell/Emergency No: 703-399-0020
Name of Contact: Gene Burke	E-mail: gzoperations@verizon.net
Maryland Contractor's License Number: WR0039 * Attach Photocopy of Current MD Contractors License and Insurance Certificate.	Expiration Date: 6/1/2015

Maryland Aviation Administration
AIRPORT FIRE PREVENTION BUREAU
FIRE PREVENTION DEPARTMENT
☐ REJECTED WITH NOTED COMMENTS
☐ APPROVED AS NOTED AND RESUBMIT ( ) RESULT'S
☐ APPROVED WITH RED LINED REVISION
☐ APPROVED AS SUBMITTED
6/24/2013

Check Appropriate Box:

	Yes	No		Yes	No
Will a ~~crane~~ DRILL RIG be used during construction?	☒	☐	Will the work be done in a "Confined Space"?	☐	☒
Will the work involve "Hot Work/Welding"?	☐	☒	Will the work involve Trenching and Excavation?	☐	☒
Will rooftop equipment be provided?	☐	☒			

If the answer to any of these questions is Yes, additional permits or authorizations may be required. (See Permit Information & Guidelines for definitions and list of supplementary permits).

Applicant's Signature: FOR LOCKHEED MARTIN Date: 6/12/13

FOR OFFICE USE ONLY

RECEIVED JUN 20 2013 FIRE PREVENTION DIVISION

	Yes	No		Yes	No
Complete Application Form	☐	☐	Safety Plan	☐	☐
Insurance Certification	☐	☐	Commercial Management Authorization	☐	☐
Copy of Contractor's License	☐	☐	Check List	☐	☐
Dwgs. Stamped by Licensed Architect/Engineer	☐	☐	CD	☐	☐

Permit Coordinator: Date:

Date Received:

Date of Meeting:

Date of Release:

BP Number: BP.13.031

OFFICE of DESIGN and CONSTRUCTION

Division of Documents and Permits

RECEIPT of FIRE MARSHAL's CERTIFIED / STAMPED PROJECT PLANS

BP-13-031
MTN Taxiway Tango Soil Characterization

I /We: Anthony Apanavage/Tetra Tech
(Company Name)

Received this Date: 8/22/13

Signature of Authorized Recipient:

Plans Certified by the MAA Fire Marshal's Office

Fire Marshal Stamp Date: June 24, 2013 Curtis Contee
Approved as Submitted

Drawing List: **Copies: Two**
All dated 6/12/2013 unless noted otherwise

Permit Application
Figure 3-1
Signed Zoning Permit
Scope of Work

MARYLAND DEPARTMENT OF TRANSPORTATION
MARYLAND AVIATION ADMINISTRATION

UTILITY MODIFICATION/DIGGING AUTHORIZATION

Tenant Improvements Section
P.O. Box 8766, BWI Airport
Maryland 21240-0766
Tel.: 410-859-7796
Fax: 410-859-5440
E-mail address:
MAATIS@Bwiairport.com

GENERAL INFORMATION (To be completed by the applicant, please print)

Project Name: Taxiway Tango Characterization

Airport: ☐ BWI ☒ MTN

Project Location (Bldg./Terminal, Level, Holdroom, Room No. etc.):
On and adjacent to Taxiway Tango

Tenant Space No.:

Name of Tenant:
On behalf of Lockheed Martin

Tel.: 301-233-8230
E-mail: tony.apanavage@tetratech.

Applicant/Contact Person: Tony Apanavage for Lockheed Martin

Tel.: 301-528-3021

Contractor: Tetra Tech
Mailing Address: 20251 Century Blvd, Suite 200
Germantown, MD 20874

Cell: 301-233-8230

Fax: 301-528-3000

E-mail: tony.apanavage@tetratech

STEP 1

Scope: *(Define Scope and Boundaries of Proposed Work. Attach Drawings or Sketches as Required.)*
25 soil borings through and adjacent to Taxiway Tango to characterize soil and subsurface conditions for an environmental investigation.

Utilities: List all Utilities as Identified in Contract Drawings	Contract Drawing Reference

STEP 2 *Gray areas to be filled out by MAA Inspector*

MAA Utilities*	Name: Charles Baldauf	Signature: Charles Baldauf	Date: 8/19/13
MAA Design*	Name:	Signature:	Date:
MAA IT*	Name:	Signature:	Date:
FAA *	Name:	Signature:	Date:
BGE	Name:	Signature:	Date:
MISS UTILITY	Name:	Signature:	Date:

List additional utilities identified by MAA/PB/FAA/BGE/Miss Utility/Others

STEP 3

The following utilities have been test pitted, located, and identified (Digging authorization is subject to resubmission if utilities require re-marking and re-test pitting due to removal or disturbance of identifying markers)

Signature of Contractor: TetraTech **Date:** 8/22/13

*MAA/FAA sign off does not necessarily indicate accuracy of information but rather denotes that there are no known utilities other than those that may be listed. MAA/FAA and their employees and authorized agents are not liable for accurately identifying or locating any or all utilities. MAA/FAA sign-offs do not relieve the Contractor of responsibility for locating and protecting all utilities near the work. Contractor should use extreme caution for all underground work; cutting or damaging utilities could result in, among other things, disruption of service at the airport.

FOR OFFICE USE ONLY

Signature of Inspector **Date:** 8/22/13

Name of Inspector: *Print* Tim C. Morgan 8/22/13
Date Application Received:
Date Application Approved/Denied:

BP/IP Number: BP-13-031

Maryland Aviation Administration

Martin O'Malley
Governor
Anthony G. Brown
Lt. Governor
James T. Smith, Jr.
Secretary

Paul J. Wiedefeld, A.A.E.
Executive Director/CEO

July 11, 2013

Sent VIA Email: Tony.Apanavage@tetratech.com
Mr. Anthony Apanavage
Tetra Tech
20251 Century Boulevard, Suite 200
Germantown MD 20874

Mr. Apanavage:

SUBJECT: Airport Zoning Permit No.'s 13-107 (Soil Borings, Tango Taxiway)

Maryland Aviation Administration's (MAA) Office of Planning and Environmental Services (OPES) has received and reviewed the subject applications and determined that the proposed project lies within the Martin State Airport (MTN) Airport Zoning District. To ensure the safety of the traveling public, Code of Maryland Regulations (COMAR) authorizes MAA to review each project proposed within the Airport Zoning District, which is defined as the area within 3.3 miles of a fixed point on MTN.

The MAA has reviewed the applications to identify any hazards to the airspace surrounding MTN. Our analysis has revealed that some of the proposed activity may potentially create hazards to air navigation. However, it is possible to mitigate such hazards by conducting activity in these areas only when the impacted taxiway (Taxiway Tango) is closed. Additionally, other sites are positioned such that aircraft activity on adjacent taxiways and/or the runway can occur simultaneous to construction activity only when the appropriate safe guards are in effect. Before proceeding with any construction activity it is essential that the requirements regarding lighting/marking and all other safety measures are in place as required.

Additionally, any work conducted abeam or within the Runway 15 Localizer Critical Area may only be performed when the Runway 15 Localizer is not in used. Activity in this area can proceed simultaneous to activity on the adjacent taxiway, but can not be pursued until the Runway 15 Localizer is protected by MTN Operations and pre-construction and operating requirements have been performed.

Airport Zoning Application No. 13-107 is hereby approved for a maximum equipment height of 21 feet Above Mean Sea Level (AMSL)/12 feet Above Ground Level contingent on satisfying the conditions established in this letter and attachments. In no way should the requirements specified in this letter or the attachments be construed as all encompassing. Before initiating activity in the vicinity of any sites at MTN, you must contact MTN Operations for official Notice-To-Proceed and final direction.

Sincerely,

J. Richard Shepley

J. Richard Shepley, Airport Planner
Division of Airport Facilities Planning

Enclosures

cc: Mr. Charles Baublitz, Chief, Airport Operations, MTN, **VIA FACSIMILE: 410-682-8881 ONLY**
Mr. Alfred Pollard, A.A.E, Director, MTN Airport, MAA, **Sent VIA Email ONLY**
Ms. Karen D. Riddle, Permit Coordinator, Division of Documents and Permits, MAA

MARYLAND AVIATION ADMINISTRATION
APPLICATION FOR AIRPORT ZONING PERMIT

Approval of this application is not a substitute for any other permits or approvals required by the State or local jurisdiction.

SECTION I: ADMINISTRATIVE USE ONLY

PERMIT NO.

Application No.: 13-107 Date Received: 7-1-13 Date Issued: 7-11-13

Airport: ☐ BWI ☐ Martin State ☐ Other

County: ☐ Anne Arundel ☐ Howard ☐ Baltimore ☐ Other _____

Approval Required: ☐ Zones ☐ Obstructions

MARYLAND AVIATION ADMINISTRATION AIRPORT ZONING PERMIT

SECTION II: APPLICANT INFORMATION

1. Application for: (Check One)
   (For the purposes of this form, antenna, satellite dish, HVAC equipment, etc. should be considered "structures.")

   ☐ New Subdivision (Plat Approval) Subdivision No. _____
   ☐ Structure Only ☐ Structure + Crane County Permit No. _____
   ☒ Crane Only, for construction or installation that will not add height to an existing structure

2. Location: Required: ADC Map Reference Baltimore City & Co, Map Page 76, Block B-5, "New Grid"

   In addition, please complete at least one of the following:

   a. Tax Map 0091 Grid 0020 Parcel 0152 Lot/block (if any) _____
   b. Street Address _____
   c. N☐ S☒ E☐ W☐ side of Eastern Blvd, @ 3,480 ft. from intersection with Lynbrook Road

For Structures

3. Type of improvement: ☐ New Building ☐ Addition ☐ Alteration ☐ Repair ☒ Other Soil borings in Taxiway Tango
4. Contract price or estimated value of improvement: $50,000
5. Proposed Use(s):

   a. Residential: ☐ One family ☐ Two family ☐ Multi-family (No. units _____) ☒ Other Soil borings in Taxiway Tango
   b. Non-residential:
      ☐ Hospital, Nursing Home, Institution
      ☐ School, Library, Church, Place of Assembly
      ☐ Hotel, Motel, Transient Lodging
      ☐ Outdoor Spectator Sports, Park, Playground
      ☐ Office, Store, Theater, Restaurant
      ☐ Agriculture, Industry: type _____
      ☐ Tower, Tank: type _____
      ☒ Other Environmental Investigation

6. Describe proposed structures: No permanenent structures, only subsurface soil borings using drill rig
7. Present use if different from proposed: existing Taxiway Tango
8. Size of Structure: Height 12ft Length _____ Width _____

JUL - 1 2013

A site plan showing the property boundaries and the location of any existing/proposed structures is required with application.

Elevations

* MSL= Mean Sea Level. All height restrictions in the vicinity of the airport use MSL as a reference point. If you do not know the elevation of your site, you can obtain this information from the County Office of Planning and Code Enforcement Map Room.

9. Ground elevation of site: 9 MSL*
10. Maximum elevation: (Height of structure + elevation of site): 21 MSL*

For Cranes

11. Ground elevation at crane location: drill rig 9 MSL*
12. Height of crane(s): 12
13. Maximum elevation: (Ground elevation + height of crane): 21 MSL*

The applicant hereby certifies and agrees as follows: (1) that he/she is authorized to make this application; (2) that the information is correct; (3) that he/she will comply with all regulations that are applicable hereto; and (4) that he/she will perform no work on the subject property not specifically described in this application.

APPLICANT (Please Print)
Tony Apanavage, Tetra Tech for LMC

Address:
20251 Century Boulevard,
Suite 200
Germantown, MD 20874-7441 (City, State, Zip)

Phone No. 301-528-3021

PROPERTY OWNER (Please Print)
MAA

Address:
P.O. Box 8766
Third Floor Terminal Building
BWI Airport, MD 21240-0766 (City, State, Zip)

Signature: _____

Connection to Property: Contractor to LMC & MAA Tenant

SECTION III: APPROVALS

Obstruction: ☑ Approved for maximum height of 21' MSL ☐ Denied ☐ N/A
By: J. M. Shipley Date: 7-11-13

Noise: ☑ Approved ☐ Denied ☐ N/A By: J. M. Shipley Date: 7-11-13

Approval of this application, if granted, will terminate if construction does not begin within one year of approval date. Approval of this permit does not preclude disturbance of applicant or occupants from aircraft operations. Please return application to: Maryland Aviation Administration, Noise Abatement Division, P.O. Box 8766, BWI Airport, MD 21240-0766. Please direct inquiries or questions to 410-859-7070.

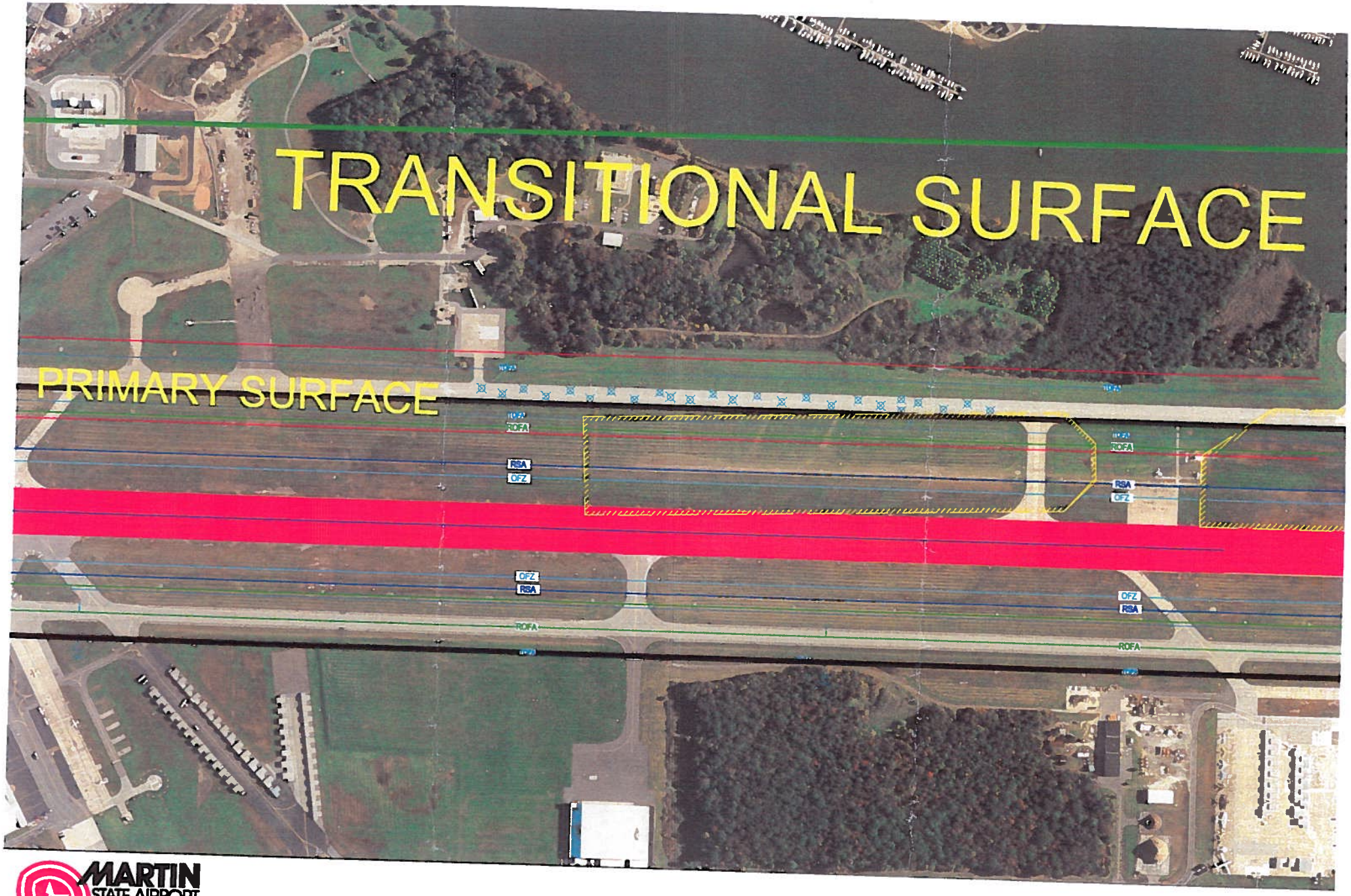

MARTIN STATE AIRPORT

Maryland Aviation Administration

MARTIN STATE AIRPORT
SOIL BORING LOCATIONS (2013)

500' 250' 0' 250' 500'

SCALE: 1" = 500'

MARYLAND AVIATION ADMINISTRATION
APPLICATION FOR AIRPORT ZONING PERMIT

Approval of this application is not a substitute for any other permits or approvals required by the State or local jurisdiction.

SECTION I: ADMINISTRATIVE USE ONLY

Application No.: _____ Date Received: _____ Date Issued: _____
Airport: ☐ BWI ☐ Martin State ☐ Other
County: ☐ Anne Arundel ☐ Howard ☐ Baltimore ☐ Other _____
Approval Required: ☐ Noise Zone ☐ Obstructions

SECTION II: APPLICANT INFORMATION

1. Application for: (Check One)
   (For the purposes of this form, antenna, satellite dish, HVAC equipment, etc. should be considered "structures.")

   ☐ New Subdivision (Plat Approval) Subdivision No. _____
   ☐ Structure Only ☐ Structure + Crane County Permit No. _____
   ☒ Crane Only, for construction or installation that will not add height to an existing structure

2. Location: Required: ADC Map Reference Baltimore City & Co, Map Page 76, Block B-5, "New Grid"

   In addition, please complete at least one of the following:

   a. Tax Map 0091 Grid 0020 Parcel 0152 Lot/block (if any) _____
   b. Street Address _____
   c. N☐ S☒ E☐ W☐ side of Eastern Blvd, @ 3,480 ft. from intersection with Lynbrook Road

For Structures

3. Type of improvement: ☐ New Building ☐ Addition ☐ Alteration ☐ Repair ☒ Other Soil borings in Taxiway Tango
4. Contract price or estimated value of improvement: $50,000
5. Proposed Use(s):

   a. Residential: ☐ One family ☐ Two family ☐ Multi-family (No. units _____) ☒ Other Soil borings in Taxiway Tango
   b. Non-residential:
      ☐ Hospital, Nursing Home, Institution
      ☐ School, Library, Church, Place of Assembly
      ☐ Hotel, Motel, Transient Lodging
      ☐ Outdoor Spectator Sports, Park, Playground
      ☐ Office, Store, Theater, Restaurant
      ☐ Agriculture, Industry: type _____
      ☐ Tower, Tank: type _____
      ☒ Other Environmental Investigation

6. Describe proposed structures: No permanenent structures, only subsurface soil borings using drill rig
7. Present use if different from proposed: existing Taxiway Tango
8. Size of Structure: Height 12ft Length _____ Width _____

A site plan showing the property boundaries and the location of any existing/proposed structures is required with application.

Elevations

* MSL= Mean Sea Level. All height restrictions in the vicinity of the airport use MSL as a reference point. If you do not know the elevation of your site, you can obtain this information from the County Office of Planning and Code Enforcement Map Room.

9. Ground elevation of site: 9 MSL*
10. Maximum elevation: (Height of structure + elevation of site): 21 MSL*

For Cranes

11. Ground elevation at crane location: drill rig 9 MSL*
12. Height of crane(s): 12
13. Maximum elevation: (Ground elevation + height of crane): 21 MSL*

The applicant hereby certifies and agrees as follows: (1) that he/she is authorized to make this application; (2) that the information is correct; (3) that he/she will comply with all regulations that are applicable hereto; and (4) that he/she will perform no work on the subject property not specifically described in this application.

APPLICANT (Please Print)
Tony Apanavage, Tetra Tech for LMC

Address:
20251 Century Boulevard,
Suite 200
Germantown, MD 20874-7441 (City, State, Zip)
Zip)

Phone No. 301-528-3021

PROPERTY OWNER (Please Print)

MAA

Address:

P.O. Box 8766
Third Floor Terminal Building
BWI Airport, MD 21240-0766 (City, State,

Signature: [signature] FOR LOCKHEED MARTIN 6/12/13

Connection to Property: Contractor to LMC & MAA Tenant

SECTION III: APPROVALS

Obstruction: ☐ Approved for maximum height of _____ MSL ☐ Denied ☐ N/A
By: _____ Date: _____

Noise: ☐ Approved ☐ Denied ☐ N/A By: _____ Date: _____

Approval of this application, if granted, will terminate if construction does not begin within one year of approval date. Approval of this permit does not preclude disturbance of applicant or occupants from aircraft operations. Please return application to: Maryland Aviation Administration, Noise Abatement Division, P.O. Box 8766, BWI Airport, MD 21240-0766. Please direct inquiries or questions to 410-859-7070.

MARYLAND DEPARTMENT OF TRANSPORTATION
MARYLAND AVIATION ADMINISTRATION

UTILITY MODIFICATION/DIGGING AUTHORIZATION

Tenant Improvements Section
P.O. Box 8766, BWI Airport
Maryland 21240-0766
Tel.: 410-859-7796
Fax: 410-859-5440
E-mail address:
MAATIS@Bwiairport.com

GENERAL INFORMATION (To be completed by the applicant, please print)

Project Name: Taxiway Tango Characterization

Airport: ☐ BWI ☒ MTN

Project Location (Bldg./Terminal, Level, Holdroom, Room No. etc.):
On and adjacent to Taxiway Tango

Tenant Space No.:

Name of Tenant:
On behalf of Lockheed Martin

Tel.: 301-233-8230
E-mail: tony.apanavage@tetratech.

Applicant/Contact Person: Tony Apanavage for Lockheed Martin

Tel.: 301-528-3021

Contractor: Tetra Tech
Mailing Address: 20251 Century Blvd, Suite 200
Germantown, MD 20874

Cell: 301-233-8230

Fax: 301-528-3000

E-mail: tony.apanavage@tetratech

STEP 1

Scope: *(Define Scope and Boundaries of Proposed Work. Attach Drawings or Sketches as Required.)*
25 soil borings through and adjacent to Taxiway Tango to characterize soil and subsurface conditions for an environmental investigation.

Utilities: List all Utilities as Identified in Contract Drawings	Contract Drawing Reference

STEP 2 *Gray areas to be filled out by MAA Inspector*

MAA Utilities*	Name:	Signature:	Date:
MAA Design*	Name:	Signature:	Date:
MAA IT*	Name:	Signature:	Date:
FAA *	Name:	Signature:	Date:
BGE	Name:	Signature:	Date:
MISS UTILITY	Name:	Signature:	Date:

List additional utilities identified by MAA/PB/FAA/BGE/Miss Utility/Others

STEP 3

The following utilities have been test pitted, located, and identified (Digging authorization is subject to resubmission if utilities require re-marking and re-test pitting due to removal or disturbance of identifying markers)

Signature of Contractor: **Date:**

*MAA/FAA sign off does not necessarily indicate accuracy of information but rather denotes that there are no known utilities other than those that may be listed. MAA/FAA and their employees and authorized agents are not liable for accurately identifying or locating any or all utilities. MAA/FAA sign-offs do not relieve the Contractor of responsibility for locating and protecting all utilities near the work. Contractor should use extreme caution for all underground work; cutting or damaging utilities could result in, among other things, disruption of service at the airport.

FOR OFFICE USE ONLY

Signature of Inspector **Date:**

Name of Inspector: *Print*	BP/IP Number:
Date Application Received:	
Date Application Approved/Denied:	

035201

State of Maryland

DEPARTMENT OF THE ENVIRONMENT

LICENSE, REGISTRATION OR CERTIFICATION RENEWAL

THE MARYLAND STATE BOARD OF WELL DRILLERS
CERTIFIES THAT EUGENE M BURKE
IS AN AUTHORIZED WELL RIG OPERATOR

IN ACCORDANCE WITH THE ENVIRONMENT ARTICLE OF THE ANNOTATED CODE OF MARYLAND

LIC. REG. CERT. NO.	EXPIRATION DATE
WR0039	06/01/15

SECRETARY MDE

WHERE REQUIRED BY LAW THIS MUST BE CONSPICUOUSLY DISPLAYED IN PLACE TO WHICH IT APPLIES

SIGNATURE OF BEARER

STATE OF MARYLAND
DEPARTMENT OF THE ENVIRONMENT
LICENSE, REGISTRATION, OR CERTIFICATION RENEWAL
THE MARYLAND STATE BOARD OF
WELL DRILLERS
CERTIFIES THAT
EUGENE M BURKE
IS AN AUTHORIZED
WELL RIG OPERATOR
In accordance with the Environment Article of the Annotated Code of Maryland
LIC REG CERT NO
WR0039
EXPIRATION DATE
06/01/15
SIGNATURE OF BEARER
SECRETARY MDE

Taxiway Tango Soil Borings Scope of Work

Previous site investigations at Martin State Airport have identified impacts to soil and groundwater associated with past site activities at the Dump Road Area and near Taxiway Tango. The results of this investigation will be used to define the nature and extent of potential waste and impacted soil beneath and around Taxiway Tango. The impacted soil and waste may be excavated and managed appropriately during taxiway renovations to be completed by the Maryland Aviation Administration (MAA) in conjunction with the Maryland Air National Guard (MDANG). Additionally, this study seeks to refine the lateral and vertical extents of impacted soil and waste/debris in the vicinity of Taxiway Tango, in support of a remedial design for the landfilled portion of the Dump Road Area.

The project objectives will be achieved through a series of field activities, described below:

- conduct geophysical surveys along approximately 2,100 feet of the paved alignment and lateral boundaries of Taxiway Tango to identify areas of potentially buried waste, debris, and underground utilities
- advance 26 soil borings to determine subsurface soil conditions beneath Taxiway Tango
- collect soil samples from soil borings for chemical analyses to determine the presence and limits of potential waste beneath Taxiway Tango

Mobilization/Demobilization

Following approval of this work plan, Tetra Tech, Inc. (Tetra Tech) will procure the required subcontractors and begin mobilization. The Tetra Tech field operations leader will coordinate mobilization and demobilization, including locating the appropriate equipment required for all field tasks, purchasing and leasing equipment as required, and staging equipment for efficient loading and transportation to the site for all field activities.

Mobilization is expected to begin in the summer of 2013, and will include the following:

- coordinating with Lockheed Martin, MSA Facilities, and MDANG personnel
- obtaining utility clearance for the proposed soil borings using both Miss Utility and a private firm (Enviroscan, Inc. [Enviroscan], of Lancaster, Pennsylvania)
- mobilizing subcontractors, equipment, and materials to the site

Demobilization activities will include the following:

- demobilizing equipment and materials from the site
- general site cleanup and trash removal
- surface restoration/landscaping repair as necessary
- managing investigation derived waste (IDW)

Site Access, Permits and Utility Clearance

All required access agreements and permits necessary to conduct the proposed field activities will be secured before beginning any fieldwork. All required utility clearance activities will also be completed. Tetra Tech will secure the proper permits (airport zoning permit, building permit, and digging authorization) through the MAA.

Tetra Tech will obtain all required clearances and permits before beginning any intrusive field activities related to the investigation, including the following activities:

- notification of the underground utility location center Miss Utility (1-800-257-7777; www.missutility.net)
- review of facility and site utility maps
- following Enterprise Operation-28 and *Lockheed Martin Minimum Requirements for Intrusive Fieldwork Work Plans*, completing the digging authorization form, and obtaining the required signatures. Activities described in this work plan will not occur on Lockheed Martin property; therefore, signatures of Lockheed Martin representatives will be obtained at the discretion of the approving personnel.
- completing the airport zoning permit, the building inspection permit, and the digging authorization through MAA
- obtaining monitoring well permits
- obtaining any necessary permits from MDE
- using a private utility locating firm (Enviroscan) to identify any subsurface utilities/anomalies. As part of the subcontract, Enviroscan will provide a full report documenting the utility clearance

Tetra Tech will obtain the required permits (State of Maryland, MSA, and Baltimore/Washington Thurgood Marshall International Airport [BWI]/MAA) for the proposed work before beginning any drilling. Previous correspondence with BWI/MAA personnel indicates that the time required to obtain a permit is based largely on the meeting schedule and current workload of the BWI/MAA

permit committee. Issuance of the MAA permit may include additional conditions such as requiring that the work be done only at night to minimize air traffic disruptions, minimize risk, and maintain safe airport operations. Past projects at MSA lead Tetra Tech to assume that neither MDE wetland nor FAA permits will be required to execute the project.

The proposed work is expected to impact MDANG operations because geophysical survey instruments, a concrete coring machine, and a drilling rig will be on Taxiway Tango while conducting the geophysical survey, coring through the taxiway surface, and advancing the soil borings. Tetra Tech will work with MSA and MDANG to obtain access to Taxiway Tango to minimize the number of mobilizations for the soil borings. Following the same procedures as for all historical projects conducted at MSA, Tetra Tech will work closely with MSA, MAA, and their tenants to make all parties aware of the field schedule.

The project team will conduct a site walk to familiarize themselves with current operations and ground conditions. Access to the Taxiway Tango area for the site walk will be arranged through MSA and MAA, at Lockheed Martin's direction. Tetra Tech may also include select subcontractors to join the site walk so that they can also familiarize themselves with site conditions before mobilization.

Each soil boring location will be cleared of subsurface utilities before any intrusive field activities begin. In addition to coordinating with Miss Utility, Enviroscan will mark any utilities and anomalies as part of the Taxiway Tango geophysical survey. Enviroscan will use standard utility locating equipment representing the best available technology. Examples of such commonly used equipment includes a Fisher TW-6 EM pipe and cable locator/tracer, a RadioDetection cable avoidance tool and Genny pipe and cable locator/tracer, a RadioDetection RD4000 multi-frequency pipe and cable tracer, and a Geophysical Survey Systems, Inc. (GSSI) subsurface interface radar (SIR) System (GSSI SIR-2000) ground penetrating radar (GPR) system. All utilities within a 30-foot radius of each designated drilling or excavating location will be located using the appropriate technology and marked with paint of the appropriate marking colors. Soil boring locations may be offset in the field based on the subsurface utility mark out.

Before beginning work, Tetra Tech will coordinate access arrangements through MSA operations to gain access to the work area adjacent to Taxiway Tango through Gate 12. Tetra Tech will obtain a key through MSA operations to access the gated entrance. Tetra Tech will also use a radio to maintain constant contact with the MSA air traffic control tower.

Geophysical Investigation

Geophysical surveys will be conducted to evaluate an approximately six-acre area of Taxiway Tango and adjacent grass area on both sides of the taxiway, as shown on Figure 3-1. The survey area will encompass approximately 2,100 linear feet of the 75-foot wide paved taxiway and include an area adjacent to each side of the taxiway measuring 25-feet wide by 2,100 long. A geophysical-survey firm (Enviroscan) subcontracted to Tetra Tech will perform the survey.

Multiple geophysical survey techniques will be used to collect complimentary data sets that will aid in the delineation of possible landfill material directly beneath and adjacent to Taxiway Tango. Multiple surveying techniques are required to minimize possible interference to standard survey instruments from the presence of metal reinforcement rods in the taxiway concrete. The surveys will be performed as follows:

- Scan a 25-foot swath on both sides of the 2,100-foot length of the Taxiway Tango survey area with a Geonics EM-61 MK2 metal detector to determine the location of metallic landfill debris.

- Use an EM 61MK2 to test the degree of metallic reinforcement in the taxiway itself, if any. If the degree of reinforcement allows the detection of debris below the taxiway, it will be scanned.

- Process and examine the EM-61MK2 data for patterns of metallic debris on both sides of the taxiway that may indicate that the material crosses underneath the taxiway.

- Perform a more focused microgravity survey of locations where the EM-61MK2 indicates landfill debris may cross underneath the taxiway. A microgravity meter is used to map subsurface density contrasts within the survey area. Localized landfill material should be less dense than the native soils around it, resulting in an area of low-density material that is detectable with the microgravity meter. The microgravity survey will be performed in paired traverses perpendicular to the orientation of the suspected landfill debris areas. The data will be processed using GravMaster by GeoTools.

- Scan the taxiway area with a GSSI GPR system for possible debris. The GPR is highly affected by conductive soils and near-surface metal (e.g., reinforcement in the taxiway); materials of this type block the GPR signal. The GPR system will be used to determine if soils below the taxiway can be imaged with GPR. If the subsurface can be imaged, the taxiway and adjacent 25-foot widths will also be scanned with GPR to map areas of disturbed soils common to landfill areas. GPR is useful because it is sensitive to more than just metallic material.

The EM-61MK2, microgravity, and GPR data will be contoured and overlain on a base map of the site to indicate the position of anomalies resulting from buried metal (EM-61 Mark II) and

mass deficiencies (microgravity). The instrumentation, procedures, and results of the survey will be summarized in a written report from Enviroscan.

Soil Borings

The objective of this task is to further investigate soil and waste conditions along Taxiway Tango using a direct-push technology (DPT) drill rig to collect discrete soil samples to a depth of up to 12 feet below ground surface (bgs). Soil borings will be advanced at 26 locations shown in Figure 3-1. The soil sampling program is summarized in Table 3-1. Concrete coring of the taxiway will be performed prior to the soil drilling activities.

Twenty-three soil borings (Dump Road soil boring (DR-SB)-200 through DR-SB-208; DR-SB-210 through DR-SB-219; and DR-SB-222 through DR-SB-225) are spaced 100-ft apart along a 2,100-foot linear span of the paved taxiway. The sampled area corresponds to the length of the taxiway believed to be within the extent of former waste disposal activities. The remaining three borings (DR-SB-209, DR-SB-220, and DR-SB-221) are at strategic locations. Soil boring DR-SB-209 is located between former test pits DR-A51 and DR-A64, where elevated concentrations of benzene, toluene, ethylbenzene, and xylenes (BTEX) in soil were detected, and where total petroleum hydrocarbons (TPH) detected in soil exceeded MDE standards. Borings DR-SB-220 and DR-SB-221 are within the area of the former acid pit on the taxiway alignment. Samples at DR-SB-214 and DR-SB-216 address two other areas where elevated concentrations of volatile organic compounds (VOCs) were detected in soil located between test pits DR-A53 and DR-A62 (DR-SB-214), and test pits DR-A54 and DR-A61 (DR-SB-216). Soil borings DR-SB-219 and DR-SB-222 fulfill the dual objectives of providing borings and samples located every 100 feet along the runway, and further evaluating the area of the former acid pit.

Continuous soil samples (DPT macrocores) will be collected for lithologic description and field screening to a depth of 12 feet bgs at each soil boring. All soil samples collected during the field investigation will be reviewed and described on the test boring logs using the Unified Soil Classification System based on visual observation. Soil will be described on a lithologic log prepared by a qualified geologist, with emphasis placed on recognizing the presence of imported/structural fill. The boring logs will also note, when encountered, any cobbles, concrete, or waste observed, and will also include field screening results and encountered groundwater levels.

The soil samples shall be screened with a photoionization detector (PID) using a consistent headspace screening methodology (i.e., zip-top bag technique). Representative samples from each distinct stratum in the macrocore liner will be collected and placed in sealed zip-top bags. For headspace determination, the soil samples will be broken up and placed in the sampling bag. The bag will be subsequently shaken and then allowed to sit for several minutes. The PID will subsequently be used to screen the sample bag air space by opening the zip-lock just enough so that the tip of the PID can be inserted into the bag.

Soil samples will be collected for laboratory analyses based on visual evidence of possible contamination such as elevated PID readings, waste material present, staining, discolorations, and odors. If no contamination is evident, a soil sample for chemical analyses will collected at a depth of approximately 4-6 feet below grade, and a second sample for chemical analyses will be collected at the groundwater table. Soil samples will be immediately placed in a cooler containing ice, and the samples will be submitted for laboratory analyses.

Surface Restoration

After completion of each boring, the boreholes will be pressure grouted from the bottom of the borehole to ground surface using a tremie pipe. The surface will be restored to pre-existing conditions, and the boreholes in the taxiway shall be restored with concrete in a manner designed to prevent subsidence of the repair. Push rods will be decontaminated between sample collections to allow proper decontamination and to prevent cross contamination. Soil boring locations will be located using GPS.

Table 3-1
Soil Boring Summary and Rationale
Taxiway Tango Soil Characterization and Design-2013
Lockheed Martin, Martin State Airport, Middle River, Maryland

Soil boring number	Soil boring location	Number of samples (per boring)	Analysis (method)	Rationale/purpose
DR-SB-200* through DR-SB-225* (except DR-SB-221*)	Taxiway Tango; all borings advanced to 12 feet below grade	2	VOCs (8260B); SVOCs (8270D); PCBs (8082A); TPH-GRO/DRO (8015D); priority pollutant metals (6010C, 7471A)	To provide data to define the limits of waste and impacted soil that will require excavation within the Dump Road Area during the proposed renovations to Taxiway Tango.
DR-SB-221*	40 feet west of Taxiway Tango north of Taxiway Delta	Sample depths will be based on evidence of contamination; if no indication of contamination is present, collect one sample at 4-6 feet below grade and the second sample at the groundwater table		Also, for DR-SB-200 through DR-SB-204 and DR-SB-218 through DR-SB-223: to provide data to characterize soil potentially impacted by previous operations and activities in areas identified as historical features such as former fuel/ammunition bunkers, open disposal pits, or open burning areas. The exact locations of these features were obtained through reviews of aerial photographs and their mapped locations are approximate.

* to complete the sample identifier (ID), the sample depth interval is added on to the sample number. For example, the sample designation DR-SB-200-04-06 is used indicate that the sample depth is collected from 4 to 6 feet below grade.

DR Dump Road
DRO diesel range organics
GRO gasoline range organics
SB soil boring
PCBs polychlorinated biphenyls
SVOCs semivolatile organic compounds
TPH total petroleum hydrocarbons
VOCs volatile organic compounds

Maryland Aviation Administration

Martin O'Malley
Governor
Anthony G. Brown
Lt. Governor
James T. Smith, Jr.
Secretary

Paul J. Wiedefeld, A.A.E.
Executive Director/CEO

July 11, 2013

Mr. Anthony Apanavage
Tetra Tech
20251 Century Boulevard Suite 200
Germantown, Maryland 20874

SUBJECT: Permit BP-13-031 Martin State Airport Taxiway Tango Soil Characterization

Dear Mr. Apanavage:

Please find enclosed the approved Permit for the above referenced project. Permit approval is subject to compliance with provisions and stipulations contained in the Permits Information Guide and Tenant Directive 007.01. The issuance or granting of this permit shall not be construed to be an approval of any violation of other Maryland Aviation Administration (MAA) or Code of Maryland (COMAR) regulations. MAA reserves the right to suspend or revoke the permit whenever it is deemed to be issued on the basis of incorrect, inaccurate or incomplete information provided by the applicant.

Please see the attached list of MAA departments and offices that need to be contacted prior to the start of work. Also, please refer to the Permits Information Guide to see if any other permit or authorization is required. The approved Permit, Permit Plan Set and Permit Comments shall be kept at the project location until the completion of the project. Revisions to design shall be submitted to and approved by MAA Division of Document & Permits prior to construction. As-Built Drawings are to be received no later than 70 days from Final Inspection acceptance.

This permit shall become invalid unless the work on the site authorized by this permit is commenced within 180 days after issuance, or if the work is suspended or abandoned for a period of 180 days after the work is commenced. The issuance of this permit shall not relieve the applicant from his/her responsibility to ensure proper design and construction of this project.

Sincerely,

Syed Shariq R.A., Manager
Division of Documents & Permits

MARYLAND DEPARTMENT OF TRANSPORTATION
MARYLAND AVIATION ADMINISTRATION

CONSTRUCTION PERMIT

X	Building Permit
	Installation Permit
	Single Trade Permit
	Demolition Permit

Permit Information

Project Name: **Geotechnical Investigation at MTN**	Airport:		BWI
		X	MTN
Project Location: **Taxiway Tango Soil Characterization**	Tenant Space No.		
Permit Issued to: **Lockheed Martin / Tetra Tech**	Tel.: 301-233-8230		
	E-mail: tony.apanavage@tetratech.com		
Contact Person: **Tony Apanavage**	Tel.:301-233-8230		
	E-mail:		
Mailing Address: **20251 Century Boulevard Suite 200 Germantown MD 20874**	Emergency Tel. Number: **301-233-8230**		

Contractor/ Installer

Construction Company/Organization: **Ground Zero**	MD Const. License No: WR0039
	Expiration: 6-1-2015
Address:	Tel: 703-399-0020
	E-mail:
Contact Person: **Gene Burke**	Emergency Tel. Number:703-399-0020
	E-mail: gzoperations@verizon.net

Additional Permits/Authorizations Required Prior to Start of Work

Airport Zoning Permit	X if applicable	**Hot Work/Welding Permit/ Hydrant Use Permit**	X
Contact MAA Fac. Planning: 410-859-7793		Contact BWI Fire & Rescue: 410-859-7511	
Utility Modification/Digging Authorization	X	**Department of Health Approval**	
Contact MAA Inspections: 410-859-7796		*Contact AA County DOH: 410-222-7238*	
Confined Space Entry Permit		**Liquor License**	
Contact MAA Inspections: 410-859-7796		*Contact AA County Liquor Board: 410-222-1148*	
State Highway Admin. Access Permit		**MAA Tenant Advisory**	X
Contact State Highway Administration		*Contact MAA Operations: 410-859-7974*	

Call MAA Division of Documents & Permits to schedule a Preconstruction Meeting Before Start of Work

Approval	Permit No. **BP-13-031**
Syed Shariq, R.A. Manager, Division of Documents & Permits	Date Issued: 7-10-13

THIS PERMIT IS ISSUED BY MARYLAND AVIATION ADMINISTRATION AS AUTHORIZATION TO PERFORM APPROVED CONSTRUCTION ACTIVITIES AS DESCRIBED AND SHOWN ON APPROVED PERMIT PLANS AND SPECIFICATIONS

Post in a Conspicuous Place at Job Site

Building Permit No. BP-13-031 is ***approved as noted*** and subject to compliance with the applicable codes, MAA Design Standards and the follow comments:

1. Utilize approved MAA procedures to return pavement to previous condition at completion of each boring.

GENERAL COMMENTS

1. Applicable Codes & Regulations as per Tenant Directive 007.1 apply.
2. Display MAA Permit on site at all times
3. Secure all tools and equipment in public/sterile areas and ensure that all doors are locked when no one is present in the construction area. No tools are to be left unattended. Follow proper escort procedures in the SIDA.
4. All loose debris/trash, on or about AOA, shall be deposited in an acceptable, covered trash receptacle. No debris/trash shall be left about roof; spaces open to the AOA, conveyance, or near open trash receptacles at any time.
5. Firestop penetrations through fire rated assemblies and seal all unused/abandoned openings using appropriate UL-listed firestopping systems.
6. Sleeves:
   - Sleeves shall be installed for cable and raceway penetrations of concrete slabs, masonry and fire rated gypsum walls and other floor and wall assemblies.
   - Sleeves will be installed during erection of concrete and masonry walls.
   - Sleeves shall be installed in concrete slabs supported by pan decking to ensure full sealing of the uneven lower surface around the pan.
   - New concrete slabs are acceptable to be poured with the concrete surrounding the new conduit without the use of sleeves.
7. Provide support to structural member for any mechanical, electrical or other building elements not scheduled for removal but attached to items being demolished.
8. Core drilling, concrete floor cutting or other removal methods (on-grade, elevated, and post tensioned) shall be preceded by NDT to show that no embedded conduits or structural reinforcing will be disturbed in the proposed locations. The MAA Design Standard DST 2007-01 Core Drilling of Concrete Floors shall be used as reference.

9. Electrical:
   - Electrical, communication, security or fire safety wiring/systems shall not be interrupted without notification and coordination with authority having jurisdiction and written approval by said authority.
   - MC/FMC ¾ inch minimum size, 6 foot maximum length; except as allowed to fish existing walls per MAA Design Standards. Cont'
   - Raceway size shall be ¾" minimum.
   - All conduit fittings shall be steel.
   - All wire/cable shall be plenum rated.
   - Only brushed stainless steel device covers allowed.
   - Exothermic weld required for electrical grounding to building steel per MAA-DST.
   - Install expansion joints at points required.
10. Mechanical/Plumbing:
    - Roof mounted equipment issues:
      -Gas pipe exposure on the roof shall be minimized.
      -Roof mounted equipment condensate drains shall be routed to the nearest roof drain.
      -Condensate drains shall not rest directly on the roof.
      -Existing roof warranties shall be maintained.
    - High pressure stainless steel couplings shall be used on all sanitary waste and vent piping.
11. Hot Work & Welding:
    - Open flame welding and cutting shall not be allowed without burning permit as issued.
    - During flame welding and flame/mechanical cutting operations install protective weld screens and non-flammable fire protection blankets.

12. The Office of Airport Security (OAS) recommend/requires a Security Plan for this project including requirements as stipulated on ITEM X-1 Security Requirements during Construction. These would include/but not limit to the following: The OAS requires MAA/ Contractor and all Subcontractors must obtain appropriate BWI ID badges for all personnel requiring access to any restricted area work site prior to commencement of work. Secondly, the Contractor/all Subcontractors must obtain appropriate BWI Airfield Registration stickers for all essential work vehicles requiring access to any restricted area work site prior to commencement of work. Thirdly, the Contractor/Subcontractors must ensure that escort authorized BWI ID badge holders will conduct continuous escorting of all non-badge personnel. Maintain all escorted non-badged personnel /vehicles within sight and reasonable speaking distance at all times while within a restricted areas to/ from/ at the work site. Finally, no vehicles/equipment without an authorized/current Air field Stickers is left unattended at anytime.

ENVIROSCAN, INC.

August 20, 2013

Mr. Tony Apanavage
Tetra Tech NUS, Inc.
20251 Century Boulevard
Suite 200
Germantown, MD 20874-7114

RE: Geophysical Survey
Utility Clearance – 26 Locations
Taxiway Tango Survey Site
Middle River, MD

Dear Mr. Apanavage,

On August 19 and 20, 2013, Enviroscan, Inc. visited the above-referenced site with the purpose of locating underground metallic and non-metallic utilities (i.e. sanitary, storm, gas, telephone, water and electric lines) at 26 client-designated areas in and around the Taxiway Tango Survey Area.

During the survey, each location was scanned with a Radiodetection RD-8000, Radiodetection C.A.T.^{3}, and Fisher TW-6 Handheld Metal Detector.. Electric lines, signal lines, storm pipes, and unknown utilities were marked on the ground with color coded pin flags and semi-permanent marking paint. Please note that no markings were made on the taxiway surface. One proposed coring locations needed to be moved to avoid suspected utilities. Please note that ground penetrating radar (GPR) was tested throughout the survey and found to be ineffective due to the water saturated clay rich soil. The wet clay rich soil severely inhibited the depth of investigation

The above-referenced geophysical survey was completed using standard and/or routinely accepted practices of the geophysical industry and equipment representing the best available technology. Enviroscan does not accept responsibility for survey limitations due to inherent technological limitations or unforeseen site-specific conditions. However, we make every effort to identify and notify the client of such limitations or conditions. In addition, please note that the completion of this survey does not relieve any party of applicable legal obligations to notify the appropriate One-Call center prior to digging or drilling.

As always, we appreciate this opportunity to have worked with you again. If you have any questions, please do not hesitate to contact me.

Sincerely,
Enviroscan, Inc.



William E. Steinhart III, M.Sc., P.G.
Senior Geophysics Project Manager

APPENDIX D—INVESTIGATION-DERIVED WASTE DOCUMENTATION

WASTE MATERIAL PROFILE SHEET

Clean Harbors Profile No. CH673583

A. GENERAL INFORMATION

GENERATOR EPA ID #/REGISTRATION # ***MDR000518760*** GENERATOR NAME: ***Lockheed Martin***

GENERATOR CODE (Assigned by Clean Harbors) ***LO2553*** CITY ***Baltimore*** STATE/PROVINCE ***MD*** ZIP/POSTAL CODE ***21220***

ADDRESS ***701 Wilson Point Road*** PHONE: **(610) 656-4012**

CUSTOMER CODE (Assigned by Clean Harbors) ***TE0740*** CUSTOMER NAME: ***Tetra Tech Inc***

ADDRESS ***20251 Century Boulevard Suite 200*** CITY ***Germantown*** STATE/PROVINCE ***MD*** ZIP/POSTAL CODE ***20874***

B. WASTE DESCRIPTION

WASTE DESCRIPTION: ***MSA Non haz soil***

PROCESS GENERATING WASTE: **IDW Waste**

IS THIS WASTE CONTAINED IN SMALL PACKAGING CONTAINED WITHIN A LARGER SHIPPING CONTAINER ? **No**

C. PHYSICAL PROPERTIES (at 25C or 77F)

PHYSICAL STATE

- [x] SOLID WITHOUT FREE LIQUID
- [ ] POWDER
- [ ] MONOLITHIC SOLID
- [ ] LIQUID WITH NO SOLIDS
- [ ] LIQUID/SOLID MIXTURE
  - % FREE LIQUID
  - % SETTLED SOLID
  - % TOTAL SUSPENDED SOLID
- [ ] SLUDGE
- [ ] GAS/AEROSOL

NUMBER OF PHASES/LAYERS

1 2 3

% BY VOLUME (Approx.)

TOP ***0.00***

MIDDLE ***0.00***

BOTTOM ***0.00***

VISCOSITY (If liquid present)

- 1 - 100 (e.g. Water)
- 101 - 500 (e.g. Motor Oil)
- 501 - 10,000 (e.g. Molasses)
- > 10,000

COLOR

Brown/Soil

ODOR

- [x] NONE
- [ ] MILD
- [ ] STRONG

Describe:

BOILING POINT ºF (ºC)

- <= 95 (<=35)
- 95 - 100 (35-38)
- 101 - 129 (38-54)
- >= 130 (>54)

MELTING POINT ºF (ºC)

- < 140 (<60)
- 140-200 (60-93)
- [x] > 200 (>93)

TOTAL ORGANIC CARBON

- [x] <= 1%
- 1-9%
- >= 10%

FLASH POINT ºF (ºC)

- < 73 (<23)
- 73 - 100 (23-38)
- 101 -140 (38-60)
- 141 -200 (60-93)
- > 200 (>93)

pH

- <= 2
- 2.1 - 6.9
- [x] 7 (Neutral)
- 7.1 - 12.4
- >= 12.5

SPECIFIC GRAVITY

- < 0.8 (e.g. Gasoline)
- 0.8-1.0 (e.g. Ethanol)
- 1.0 (e.g. Water)
- 1.0-1.2 (e.g. Antifreeze)
- [x] > 1.2 (e.g. Methylene Chloride)

ASH

- < 0.1
- 0.1 - 1.0
- 1.1 - 5.0
- 5.1 - 20.0
- > 20
- [x] Unknown

BTU/LB (MJ/kg)

- [x] < 2,000 (<4.6)
- 2,000-5,000 (4.6-11.6)
- 5,000-10,000 (11.6-23.2)
- > 10,000 (>23.2)

Actual:

D. COMPOSITION (List the complete composition of the waste, include any inert components and/or debris. Ranges for individual components are acceptable. If a trade name is used, please supply an MSDS. Please do not use abbreviations.)

CHEMICAL	MIN	--	MAX	UOM
IDW SOIL	100.0000000	--	100.0000000	%

DOES THIS WASTE CONTAIN ANY HEAVY GAUGE METAL DEBRIS OR OTHER LARGE OBJECTS (EX., METAL PLATE OR PIPING >1/4" THICK OR >12" LONG, METAL REINFORCED HOSE >12" LONG, METAL WIRE >12" LONG, METAL VALVES, PIPE FITTINGS, CONCRETE REINFORCING BAR OR PIECES OF CONCRETE >3")? YES [ ] NO [x]

If yes, describe, including dimensions:

DOES THIS WASTE CONTAIN ANY METALS IN POWDERED OR OTHER FINELY DIVIDED FORM? YES [ ] NO [x]

DOES THIS WASTE CONTAIN OR HAS IT CONTACTED ANY OF THE FOLLOWING; ANIMAL WASTES, HUMAN BLOOD, BLOOD PRODUCTS, BODY FLUIDS, MICROBIOLOGICAL WASTE, PATHOLOGICAL WASTE, HUMAN OR ANIMAL DERIVED SERUMS OR PROTEINS OR ANY OTHER POTENTIALLY INFECTIOUS MATERIAL? YES [ ] NO [x]

I acknowledge that this waste material is neither infectious nor does it contain any organism known to be a threat to human health. This certification is based on my knowledge of the material. Select the answer below that applies:

The waste was never exposed to potentially infectious material. YES NO

Chemical disinfection or some other form of sterilization has been applied to the waste. YES NO

I ACKNOWLEDGE THAT THIS PROFILE MEETS THE CLEAN HARBORS BATTERY PACKAGING REQUIREMENTS. YES NO

I ACKNOWLEDGE THAT MY FRIABLE ASBESTOS WASTE IS DOUBLE BAGGED AND WETTED. YES NO

SPECIFY THE SOURCE CODE ASSOCIATED WITH THE WASTE. ***G49*** SPECIFY THE FORM CODE ASSOCIATED WITH THE WASTE. ***W319***

E. CONSTITUENTS

Are these values based on testing or knowledge? ☑ Knowledge ☐ Testing

If based on knowledge, please describe in detail, the rationale applied to identify and characterize the waste material. Please include reference to Material Safety Data Sheets (MSDS) when applicable. Include the chemical or trade-name represented by the MSDS, and or detailed process or operating procedures which generate the waste.

Process, Analyticals

Please indicate which constituents below apply. Concentrations must be entered when applicable to assist in accurate review and expedited approval of your waste profile. Please note that the total regulated metals and other constituents sections require answers.

RCRA	REGULATED METALS	REGULATORY LEVEL (mg/l)	TCLP mg/l	TOTAL	UOM	NOT APPLICABLE
D004	ARSENIC	5.0				☑
D005	BARIUM	100.0				☑
D006	CADMIUM	1.0				☑
D007	CHROMIUM	5.0				☑
D008	LEAD	5.0				☑
D009	MERCURY	0.2				☑
D010	SELENIUM	1.0				☑
D011	SILVER	5.0				☑
	VOLATILE COMPOUNDS					
D018	BENZENE	0.5				
D019	CARBON TETRACHLORIDE	0.5				
D021	CHLOROBENZENE	100.0				
D022	CHLOROFORM	6.0				
D028	1,2-DICHLOROETHANE	0.5				
D029	1,1-DICHLOROETHYLENE	0.7				
D035	METHYL ETHYL KETONE	200.0				
D039	TETRACHLOROETHYLENE	0.7				
D040	TRICHLOROETHYLENE	0.5				
D043	VINYL CHLORIDE	0.2				
	SEMI-VOLATILE COMPOUNDS					
D023	o-CRESOL	200.0				
D024	m-CRESOL	200.0				
D025	p-CRESOL	200.0				
D026	CRESOL (TOTAL)	200.0				
D027	1,4-DICHLOROBENZENE	7.5				
D030	2,4-DINITROTOLUENE	0.13				
D032	HEXACHLOROBENZENE	0.13				
D033	HEXACHLOROBUTADIENE	0.5				
D034	HEXACHLOROETHANE	3.0				
D036	NITROBENZENE	2.0				
D037	PENTACHLOROPHENOL	100.0				
D038	PYRIDINE	5.0				
D041	2,4,5-TRICHLOROPHENOL	400.0				
D042	2,4,6-TRICHLOROPHENOL	2.0				
	PESTICIDES AND HERBICIDES					
D012	ENDRIN	0.02				
D013	LINDANE	0.4				
D014	METHOXYCHLOR	10.0				
D015	TOXAPHENE	0.5				
D016	2,4-D	10.0				
D017	2,4,5-TP (SILVEX)	1.0				
D020	CHLORDANE	0.03				
D031	HEPTACHLOR (AND ITS EPOXIDE)	0.008				

OTHER CONSTITUENTS	MAX	UOM	NOT APPLICABLE
BROMINE			☑
CHLORINE			☑
FLUORINE			☑
IODINE			☑
SULFUR			☑
POTASSIUM			☑
SODIUM			☑
AMMONIA			☑
CYANIDE AMENABLE			☑
CYANIDE REACTIVE			☑
CYANIDE TOTAL			☑
SULFIDE REACTIVE			☑

HOCs

☑ NONE
< 1000 PPM
>= 1000 PPM

PCBs

☑ NONE
< 50 PPM
>=50 PPM

IF PCBS ARE PRESENT, IS THE WASTE REGULATED BY TSCA 40 CFR 761?

YES ☑ NO

ADDITIONAL HAZARDS

DOES THIS WASTE HAVE ANY UNDISCLOSED HAZARDS OR PRIOR INCIDENTS ASSOCIATED WITH IT, WHICH COULD AFFECT THE WAY IT SHOULD BE HANDLED?

YES ☑ NO (If yes, explain)

CHOOSE ALL THAT APPLY

DEA REGULATED SUBSTANCES	EXPLOSIVE	FUMING	OSHA REGULATED CARCINOGENS
POLYMERIZABLE	RADIOACTIVE	REACTIVE MATERIAL	☑ NONE OF THE ABOVE

F. REGULATORY STATUS

YES ☑ NO USEPA HAZARDOUS WASTE?

YES ☑ NO DO ANY STATE WASTE CODES APPLY?

Texas Waste Code

YES ☑ NO DO ANY CANADIAN PROVINCIAL WASTE CODES APPLY?

YES ☑ NO IS THIS WASTE PROHIBITED FROM LAND DISPOSAL WITHOUT FURTHER TREATMENT PER 40 CFR PART 268?

LDR CATEGORY: ***Not subject to LDR***
VARIANCE INFO:

YES ☑ NO IS THIS A UNIVERSAL WASTE?

YES ☑ NO IS THE GENERATOR OF THE WASTE CLASSIFIED AS CONDITIONALLY EXEMPT SMALL QUANTITY GENERATOR (CESQG)?

YES NO IS THIS MATERIAL GOING TO BE MANAGED AS A RCRA EXEMPT COMMERCIAL PRODUCT, WHICH IS FUEL (40 CFR 261.2 (C)(2)(II))?

YES ☑ NO DOES TREATMENT OF THIS WASTE GENERATE A F006 OR F019 SLUDGE?

YES NO IS THIS WASTE STREAM SUBJECT TO THE INORGANIC METAL BEARING WASTE PROHIBITION FOUND AT 40 CFR 268.3(C)?

YES ☑ NO DOES THIS WASTE CONTAIN VOC'S IN CONCENTRATIONS >=500 PPM?

YES NO DOES THE WASTE CONTAIN GREATER THAN 20% OF ORGANIC CONSTITUENTS WITH A VAPOR PRESSURE >= .3KPA (.044 PSIA)?

YES ☑ NO DOES THIS WASTE CONTAIN AN ORGANIC CONSTITUENT WHICH IN ITS PURE FORM HAS A VAPOR PRESSURE > 77 KPA (11.2 PSIA)?

YES ☑ NO IS THIS CERCLA REGULATED (SUPERFUND) WASTE ?

YES ☑ NO IS THE WASTE SUBJECT TO ONE OF THE FOLLOWING NESHAP RULES?

Hazardous Organic NESHAP (HON) rule (subpart G) Pharmaceuticals production (subpart GGG)

YES NO IF THIS IS A US EPA HAZARDOUS WASTE, DOES THIS WASTE STREAM CONTAIN BENZENE?

YES NO Does the waste stream come from a facility with one of the SIC codes listed under benzene NESHAP or is this waste regulated under the benzene NESHAP rules because the original source of the waste is from a chemical manufacturing, coke by-product recovery, or petroleum refinery process?

YES NO Is the generating source of this waste stream a facility with Total Annual Benzene (TAB) >10 Mg/year?

What is the TAB quantity for your facility? Megagram/year (1 Mg = 2,200 lbs)

The basis for this determination is: Knowledge of the Waste Or Test Data Knowledge Testing

Describe the knowledge :

G. DOT/TDG INFORMATION

DOT/TDG PROPER SHIPPING NAME:

NON D.O.T. REGULATED, (SOIL)

H. TRANSPORTATION REQUIREMENTS

ESTIMATED SHIPMENT FREQUENCY ONE TIME WEEKLY MONTHLY QUARTERLY ☑ YEARLY OTHER ***Other***

☑ **CONTAINERIZED**

1-50 CONTAINERS/SHIPMENT

STORAGE CAPACITY: ***200***
CONTAINER TYPE:

CUBIC YARD BOX PALLET
TOTE TANK ☑ DRUM
OTHER:
DRUM SIZE: ***55***

BULK LIQUID

GALLONS/SHIPMENT: ***0 Min -0 Max*** GAL.

BULK SOLID

SHIPMENT UOM: TON YARD

TONS/YARDS/SHIPMENT: ***0 Min - 0 Max***

I. SPECIAL REQUEST

COMMENTS OR REQUESTS:

GENERATOR'S CERTIFICATION

I hereby certify that all information submitted in this and attached documents is correct to the best of my knowledge. I also certify that any samples submitted are representative of the actual waste. If Clean Harbors discovers a discrepancy during the approval process, Generator grants Clean Harbors the authority to amend the profile, as Clean Harbors deems necessary, to reflect the discrepancy.

AUTHORIZED SIGNATURE NAME (PRINT) TITLE DATE

WASTE MATERIAL PROFILE SHEET

Clean Harbors Profile No. CH673584

A. GENERAL INFORMATION

GENERATOR EPA ID #/REGISTRATION # ***MDR000518760*** GENERATOR NAME: ***Lockheed Martin***

GENERATOR CODE (Assigned by Clean Harbors) ***LO2553*** CITY ***Baltimore*** STATE/PROVINCE ***MD*** ZIP/POSTAL CODE ***21220***

ADDRESS ***701 Wilson Point Road***

PHONE: **(610) 656-4012**

CUSTOMER CODE (Assigned by Clean Harbors) ***TE0740*** CUSTOMER NAME: ***Tetra Tech Inc***

ADDRESS ***20251 Century Boulevard Suite 200*** CITY ***Germantown*** STATE/PROVINCE ***MD*** ZIP/POSTAL CODE ***20874***

B. WASTE DESCRIPTION

WASTE DESCRIPTION: ***MSA Non haz water***

PROCESS GENERATING WASTE: **IDW Waste**

IS THIS WASTE CONTAINED IN SMALL PACKAGING CONTAINED WITHIN A LARGER SHIPPING CONTAINER ? **No**

C. PHYSICAL PROPERTIES (at 25C or 77F)

PHYSICAL STATE

- SOLID WITHOUT FREE LIQUID
- POWDER
- MONOLITHIC SOLID
- [x] LIQUID WITH NO SOLIDS
- LIQUID/SOLID MIXTURE
  - % FREE LIQUID
  - % SETTLED SOLID
  - % TOTAL SUSPENDED SOLID
- SLUDGE
- GAS/AEROSOL

NUMBER OF PHASES/LAYERS

[x] 1 2 3

% BY VOLUME (Approx.)

TOP ***0.00***

MIDDLE ***0.00***

BOTTOM ***0.00***

VISCOSITY (If liquid present)

- [x] 1 - 100 (e.g. Water)
- 101 - 500 (e.g. Motor Oil)
- 501 - 10,000 (e.g. Molasses)
- > 10,000

COLOR

Clear/Brown

ODOR

- [x] NONE
- MILD
- STRONG

Describe:

BOILING POINT ºF (ºC)

- <= 95 (<=35)
- 95 - 100 (35-38)
- 101 - 129 (38-54)
- [x] >= 130 (>54)

MELTING POINT ºF (ºC)

- < 140 (<60)
- 140-200 (60-93)
- > 200 (>93)

TOTAL ORGANIC CARBON

- [x] <= 1%
- 1-9%
- >= 10%

FLASH POINT ºF (ºC)

- < 73 (<23)
- 73 - 100 (23-38)
- 101 -140 (38-60)
- 141 -200 (60-93)
- [x] > 200 (>93)

pH

- <= 2
- 2.1 - 6.9
- [x] 7 (Neutral)
- 7.1 - 12.4
- >= 12.5

SPECIFIC GRAVITY

- < 0.8 (e.g. Gasoline)
- 0.8-1.0 (e.g. Ethanol)
- [x] 1.0 (e.g. Water)
- 1.0-1.2 (e.g. Antifreeze)
- > 1.2 (e.g. Methylene Chloride)

ASH

- < 0.1
- 0.1 - 1.0
- 1.1 - 5.0
- 5.1 - 20.0
- > 20
- [x] Unknown

BTU/LB (MJ/kg)

- [x] < 2,000 (<4.6)
- 2,000-5,000 (4.6-11.6)
- 5,000-10,000 (11.6-23.2)
- > 10,000 (>23.2)

Actual:

D. COMPOSITION (List the complete composition of the waste, include any inert components and/or debris. Ranges for individual components are acceptable. If a trade name is used, please supply an MSDS. Please do not use abbreviations.)

CHEMICAL	MIN	--	MAX	UOM
WATER	100.0000000	--	100.0000000	%

DOES THIS WASTE CONTAIN ANY HEAVY GAUGE METAL DEBRIS OR OTHER LARGE OBJECTS (EX., METAL PLATE OR PIPING >1/4" THICK OR >12" LONG, METAL REINFORCED HOSE >12" LONG, METAL WIRE >12" LONG, METAL VALVES, PIPE FITTINGS, CONCRETE REINFORCING BAR OR PIECES OF CONCRETE >3")? YES NO

If yes, describe, including dimensions:

DOES THIS WASTE CONTAIN ANY METALS IN POWDERED OR OTHER FINELY DIVIDED FORM? YES [x] NO

DOES THIS WASTE CONTAIN OR HAS IT CONTACTED ANY OF THE FOLLOWING; ANIMAL WASTES, HUMAN BLOOD, BLOOD PRODUCTS, BODY FLUIDS, MICROBIOLOGICAL WASTE, PATHOLOGICAL WASTE, HUMAN OR ANIMAL DERIVED SERUMS OR PROTEINS OR ANY OTHER POTENTIALLY INFECTIOUS MATERIAL? YES [x] NO

I acknowledge that this waste material is neither infectious nor does it contain any organism known to be a threat to human health. This certification is based on my knowledge of the material. Select the answer below that applies:

The waste was never exposed to potentially infectious material. YES NO

Chemical disinfection or some other form of sterilization has been applied to the waste. YES NO

I ACKNOWLEDGE THAT THIS PROFILE MEETS THE CLEAN HARBORS BATTERY PACKAGING REQUIREMENTS. YES NO

I ACKNOWLEDGE THAT MY FRIABLE ASBESTOS WASTE IS DOUBLE BAGGED AND WETTED. YES NO

SPECIFY THE SOURCE CODE ASSOCIATED WITH THE WASTE. ***G19*** SPECIFY THE FORM CODE ASSOCIATED WITH THE WASTE. ***W113***

E. CONSTITUENTS

Are these values based on testing or knowledge? ☑ Knowledge ☐ Testing

If based on knowledge, please describe in detail, the rationale applied to identify and characterize the waste material. Please include reference to Material Safety Data Sheets (MSDS) when applicable. Include the chemical or trade-name represented by the MSDS, and or detailed process or operating procedures which generate the waste.

generator familiar with process - IDW Waste

Please indicate which constituents below apply. Concentrations must be entered when applicable to assist in accurate review and expedited approval of your waste profile. Please note that the total regulated metals and other constituents sections require answers.

RCRA	REGULATED METALS	REGULATORY LEVEL (mg/l)	TCLP mg/l	TOTAL	UOM	NOT APPLICABLE
D004	ARSENIC	5.0				☑
D005	BARIUM	100.0				☑
D006	CADMIUM	1.0				☑
D007	CHROMIUM	5.0				☑
D008	LEAD	5.0				☑
D009	MERCURY	0.2				☑
D010	SELENIUM	1.0				☑
D011	SILVER	5.0				☑
	VOLATILE COMPOUNDS					
D018	BENZENE	0.5				
D019	CARBON TETRACHLORIDE	0.5				
D021	CHLOROBENZENE	100.0				
D022	CHLOROFORM	6.0				
D028	1,2-DICHLOROETHANE	0.5				
D029	1,1-DICHLOROETHYLENE	0.7				
D035	METHYL ETHYL KETONE	200.0				
D039	TETRACHLOROETHYLENE	0.7				
D040	TRICHLOROETHYLENE	0.5				
D043	VINYL CHLORIDE	0.2				
	SEMI-VOLATILE COMPOUNDS					
D023	o-CRESOL	200.0				
D024	m-CRESOL	200.0				
D025	p-CRESOL	200.0				
D026	CRESOL (TOTAL)	200.0				
D027	1,4-DICHLOROBENZENE	7.5				
D030	2,4-DINITROTOLUENE	0.13				
D032	HEXACHLOROBENZENE	0.13				
D033	HEXACHLOROBUTADIENE	0.5				
D034	HEXACHLOROETHANE	3.0				
D036	NITROBENZENE	2.0				
D037	PENTACHLOROPHENOL	100.0				
D038	PYRIDINE	5.0				
D041	2,4,5-TRICHLOROPHENOL	400.0				
D042	2,4,6-TRICHLOROPHENOL	2.0				
	PESTICIDES AND HERBICIDES					
D012	ENDRIN	0.02				
D013	LINDANE	0.4				
D014	METHOXYCHLOR	10.0				
D015	TOXAPHENE	0.5				
D016	2,4-D	10.0				
D017	2,4,5-TP (SILVEX)	1.0				
D020	CHLORDANE	0.03				
D031	HEPTACHLOR (AND ITS EPOXIDE)	0.008				

OTHER CONSTITUENTS	MAX	UOM	NOT APPLICABLE
BROMINE			☑
CHLORINE			☑
FLUORINE			☑
IODINE			☑
SULFUR			☑
POTASSIUM			☑
SODIUM			☑
AMMONIA			☑
CYANIDE AMENABLE			☑
CYANIDE REACTIVE			☑
CYANIDE TOTAL			☑
SULFIDE REACTIVE			☑

HOCs

☑ NONE
< 1000 PPM
>= 1000 PPM

PCBs

☑ NONE
< 50 PPM
>=50 PPM

IF PCBS ARE PRESENT, IS THE WASTE REGULATED BY TSCA 40 CFR 761?

YES ☑ NO

ADDITIONAL HAZARDS

DOES THIS WASTE HAVE ANY UNDISCLOSED HAZARDS OR PRIOR INCIDENTS ASSOCIATED WITH IT, WHICH COULD AFFECT THE WAY IT SHOULD BE HANDLED?

YES ☑ NO (If yes, explain)

CHOOSE ALL THAT APPLY

DEA REGULATED SUBSTANCES	EXPLOSIVE	FUMING	OSHA REGULATED CARCINOGENS
POLYMERIZABLE	RADIOACTIVE	REACTIVE MATERIAL	☑ NONE OF THE ABOVE

F. REGULATORY STATUS

YES ☑ NO USEPA HAZARDOUS WASTE?

YES ☑ NO DO ANY STATE WASTE CODES APPLY?

Texas Waste Code

YES ☑ NO DO ANY CANADIAN PROVINCIAL WASTE CODES APPLY?

YES ☑ NO IS THIS WASTE PROHIBITED FROM LAND DISPOSAL WITHOUT FURTHER TREATMENT PER 40 CFR PART 268?

LDR CATEGORY: ***Not subject to LDR***
VARIANCE INFO:

YES ☑ NO IS THIS A UNIVERSAL WASTE?

YES ☑ NO IS THE GENERATOR OF THE WASTE CLASSIFIED AS CONDITIONALLY EXEMPT SMALL QUANTITY GENERATOR (CESQG)?

YES NO IS THIS MATERIAL GOING TO BE MANAGED AS A RCRA EXEMPT COMMERCIAL PRODUCT, WHICH IS FUEL (40 CFR 261.2 (C)(2)(II))?

YES ☑ NO DOES TREATMENT OF THIS WASTE GENERATE A F006 OR F019 SLUDGE?

YES NO IS THIS WASTE STREAM SUBJECT TO THE INORGANIC METAL BEARING WASTE PROHIBITION FOUND AT 40 CFR 268.3(C)?

YES ☑ NO DOES THIS WASTE CONTAIN VOC'S IN CONCENTRATIONS >=500 PPM?

YES NO DOES THE WASTE CONTAIN GREATER THAN 20% OF ORGANIC CONSTITUENTS WITH A VAPOR PRESSURE >= .3KPA (.044 PSIA)?

YES ☑ NO DOES THIS WASTE CONTAIN AN ORGANIC CONSTITUENT WHICH IN ITS PURE FORM HAS A VAPOR PRESSURE > 77 KPA (11.2 PSIA)?

YES ☑ NO IS THIS CERCLA REGULATED (SUPERFUND) WASTE ?

YES ☑ NO IS THE WASTE SUBJECT TO ONE OF THE FOLLOWING NESHAP RULES?

Hazardous Organic NESHAP (HON) rule (subpart G) Pharmaceuticals production (subpart GGG)

YES NO IF THIS IS A US EPA HAZARDOUS WASTE, DOES THIS WASTE STREAM CONTAIN BENZENE?

YES NO Does the waste stream come from a facility with one of the SIC codes listed under benzene NESHAP or is this waste regulated under the benzene NESHAP rules because the original source of the waste is from a chemical manufacturing, coke by-product recovery, or petroleum refinery process?

YES NO Is the generating source of this waste stream a facility with Total Annual Benzene (TAB) >10 Mg/year?

What is the TAB quantity for your facility? Megagram/year (1 Mg = 2,200 lbs)

The basis for this determination is: Knowledge of the Waste Or Test Data Knowledge Testing

Describe the knowledge :

G. DOT/TDG INFORMATION

DOT/TDG PROPER SHIPPING NAME:

NON D.O.T. REGULATED, (NON-HAZ WATER)

H. TRANSPORTATION REQUIREMENTS

ESTIMATED SHIPMENT FREQUENCY ONE TIME WEEKLY MONTHLY QUARTERLY ☑ YEARLY OTHER ***Other***

☑ **CONTAINERIZED**

1-100 CONTAINERS/SHIPMENT

STORAGE CAPACITY: ***200***
CONTAINER TYPE:

CUBIC YARD BOX PALLET
TOTE TANK ☑ DRUM
OTHER:
DRUM SIZE: ***55***

BULK LIQUID

GALLONS/SHIPMENT: ***0 Min -0 Max*** GAL.

BULK SOLID

SHIPMENT UOM: TON YARD

TONS/YARDS/SHIPMENT: ***0 Min - 0 Max***

I. SPECIAL REQUEST

COMMENTS OR REQUESTS:

GENERATOR'S CERTIFICATION

I hereby certify that all information submitted in this and attached documents is correct to the best of my knowledge. I also certify that any samples submitted are representative of the actual waste. If Clean Harbors discovers a discrepancy during the approval process, Generator grants Clean Harbors the authority to amend the profile, as Clean Harbors deems necessary, to reflect the discrepancy.

AUTHORIZED SIGNATURE NAME (PRINT) TITLE DATE

Please print or type. (Form designed for use on elite (12-pitch) typewriter.) D48279607 SC PPW 8/6/2013 Form Approved. OMB No. 2050-0039

Truck 4/1

UNIFORM HAZARDOUS WASTE MANIFEST

1. Generator ID Number: MDR000618760
2. Page 1 of 1
3. Emergency Response Phone: (800) 483-3718
4. Manifest Tracking Number: 006748502 FLE

5. Generator's Name and Mailing Address
Lockheed Martin
195 Chesapeake Park Plaza
Baltimore, MD 21220
Generator's Phone: (610) 856-4012 ATTN: Mike Musheno

Generator's Site Address (if different than mailing address)
701 Wilson Point Road
Baltimore, MD 21220

6. Transporter 1 Company Name: Clean Harbors Environmental Services Inc
U.S. EPA ID Number: MAD038392950

7. Transporter 2 Company Name:
U.S. EPA ID Number:

8. Designated Facility Name and Site Address
Spring Grove Resource Recovery Inc
4879 Spring Grove Avenue
Cincinnati, OH 45232
Facility's Phone: (513) 681-5738
U.S. EPA ID Number: OHD000816629

9a. HM	9b. U.S. DOT Description (including Proper Shipping Name, Hazard Class, ID Number, and Packing Group (if any))	10. Containers No.	10. Containers Type	11. Total Quantity	12. Unit Wt./Vol.	13. Waste Codes		
	1. NON D.O.T. REGULATED. (NON-HAZ WATER)	002	DM	800	P	NONE		
	2. NON D.O.T. REGULATED. (SOIL)	001	DM	700	P	NONE		
	3.							
	4.							

14. Special Handling Instructions and Additional Information
1. CH673584 2 x 55
2. CH582920 1 x 55

15. **GENERATOR'S/OFFEROR'S CERTIFICATION:** I hereby declare that the contents of this consignment are fully and accurately described above by the proper shipping name, and are classified, packaged, marked and labeled/placarded, and are in all respects in proper condition for transport according to applicable international and national governmental regulations. If export shipment and I am the Primary Exporter, I certify that the contents of this consignment conform to the terms of the attached EPA Acknowledgment of Consent.
I certify that the waste minimization statement identified in 40 CFR 262.27(a) (if I am a large quantity generator) or (b) (if I am a small quantity generator) is true.

Generator's/Offeror's Printed/Typed Name: Michael Musheno
Signature: Michael Musheno
Month 10 Day 24 Year 13

16. International Shipments ☐ Import to U.S. ☐ Export from U.S. Port of entry/exit:
Transporter signature (for exports only): Date leaving U.S.:

17. Transporter Acknowledgment of Receipt of Materials
Transporter 1 Printed/Typed Name: Brian Warren
Signature: Brian Warren
Month 10 Day 24 Year 13
Transporter 2 Printed/Typed Name:
Signature:
Month Day Year

18. Discrepancy
18a. Discrepancy Indication Space ☐ Quantity ☐ Type ☐ Residue ☐ Partial Rejection ☐ Full Rejection
Manifest Reference Number:

18b. Alternate Facility (or Generator)
U.S. EPA ID Number
Facility's Phone:

18c. Signature of Alternate Facility (or Generator)
Month Day Year

19. Hazardous Waste Report Management Method Codes (i.e., codes for hazardous waste treatment, disposal, and recycling systems)

1.	2.	3.	4.
H141	H141		

20. Designated Facility Owner or Operator: Certification of receipt of hazardous materials covered by the manifest except as noted in Item 18a
Printed/Typed Name
Signature
Month Day Year

GENERATOR / INT'L / TRANSPORTER / DESIGNATED FACILITY

EPA Form 8700-22 (Rev. 3-05) Previous editions are obsolete.

GENERATOR'S INITIAL COPY

Waste Identifcation and Classification Form

Remediation Project	Martin State Airport	**State Generated**	MD
Description of Waste			
Generic Name	Decontamination and Concrete Coring Water	**Solid, Liquid, Gas**	Liquid
		Additional Info.	
Date of Waste Generation	8/26/2013	**Ongoing (Y/N)?**	N

Description of Process Generating Waste

Decontamination and concrete coring water that was generated from the Taxiway Tango Investigation at Martin State Airport. 1 drum

Listed Waste ? (Y/N)	N	**F,K, P or U Codes**	

Justification for Waste Classification (attached supporting documentation)

Waste characterization sample collected, analyzed and profiled as non hazardous by Clean Harbors.

Form completed by	Tony Apanavage
Date	10/7/2013

Waste Identifcation and Classification Form

Remediation Project	Martin State Airport	**State Generated**	MD
Description of Waste			
Generic Name	Soil	**Solid, Liquid, Gas**	Solid
		Additional Info.	
Date of Waste Generation	8/26/2013	**Ongoing (Y/N)?**	N

Description of Process Generating Waste

Soil cuttings that were generated from the Taxiway Tango Investigation at Martin State Airport. 1 drum

Listed Waste ? (Y/N)	N	**F,K, P or U Codes**	

Justification for Waste Classification (attached supporting documentation)

Waste characterization sample collected, analyzed and profiled as non hazardous by Clean Harbors.

Form completed by	Tony Apanavage
Date	10/7/2013

APPENDIX E—CHEMICAL DATA TABLES

LOCATION	DR-SB-200		DR-SB-201		DR-SB-202		DR-SB-203		DR-SB-204	
SAMPLE ID	DR-SB-200-04-20130826	DR-SB-200-10-20130826	DR-SB-201-02-20130826	DR-SB-201-08-20130826	DR-SB-202-02-20130827	DR-SB-202-06-20130827	DR-SB-203-02-20130826	DR-SB-203-10-20130826	DR-SB-204-02-20130827	DR-SB-204-08-20130827
SAMPLE DATE										
VOLATILES (UG/KG)										
1,1,1,2-TETRACHLOROETHANE	0.63 U	0.55 U	0.54 U	0.55 U	0.51 U	0.51 U	0.45 U	0.52 U	0.51 U	0.54 U
1,1,1-TRICHLOROETHANE	0.57 U	0.5 U	0.49 U	0.5 U	0.46 U	0.46 U	0.4 U	0.47 U	0.46 U	0.49 U
1,1,2,2-TETRACHLOROETHANE	0.34 U	0.3 U	0.3 U	0.3 U	0.28 U	0.28 U	0.24 U	0.29 U	0.28 U	0.3 U
1,1,2-TRICHLOROTRIFLUOROETHANE	1.3 U	1.2 U	1.1 U	1.2 U	1.1 U	1.1 U	0.94 U	1.1 U	1.1 U	1.1 U
1,1-DICHLOROETHANE	0.36 U	0.32 U	0.32 U	0.32 U	0.3 U	0.29 U	0.26 U	0.3 U	0.29 U	0.32 U
1,1-DICHLOROETHENE	0.53 U	0.46 U	0.46 U	0.46 U	0.43 U	0.43 U	0.37 U	0.44 U	0.43 U	0.73 J
1,1-DICHLOROPROPENE	0.3 U	0.27 U	0.26 UL	0.27 UL	0.25 U	0.25 U	0.22 UL	0.25 UL	0.25 U	0.26 U
1,2,3-TRICHLOROBENZENE	0.38 U	0.34 U	0.33 U	0.34 U	0.31 U	0.31 U	0.27 U	0.32 U	0.31 U	0.33 U
1,2,3-TRICHLOROPROPANE	0.91 U	0.8 U	0.79 U	0.8 U	0.74 U	0.74 U	0.65 U	0.76 U	0.74 U	0.79 U
1,2,3-TRIMETHYLBENZENE	0.17 U	0.15 U	0.15 U	0.15 U	0.14 U	0.14 U	0.12 U	0.14 U	0.14 U	0.15 U
1,2,4-TRICHLOROBENZENE	0.27 U	0.24 U	0.28 J	0.24 U	0.22 U	0.22 U	0.19 U	0.23 U	0.22 U	0.24 U
1,2,4-TRIMETHYLBENZENE	0.66 U	0.58 U	0.57 U	0.58 U	0.54 U	0.53 U	0.47 U	0.55 U	0.53 U	0.57 U
1,2-DIBROMO-3-CHLOROPROPANE	1.3 U	1.2 U	1.1 U	1.2 U	1.1 U	1.1 U	0.94 U	1.1 U	1.1 U	1.1 U
1,2-DIBROMOETHANE	0.5 U	0.45 U	0.44 U	0.44 U	0.41 U	0.41 U	0.36 U	0.42 U	0.41 U	0.44 U
1,2-DICHLOROBENZENE	0.36 U	0.32 U	0.32 U	0.32 U	0.3 U	0.29 U	0.26 U	0.3 U	0.29 U	0.32 U
1,2-DICHLOROETHANE	0.34 U	0.3 U	0.3 U	0.3 U	0.28 U	0.28 U	0.24 U	0.29 U	0.28 U	0.3 U
1,2-DICHLOROPROPANE	0.7 U	0.62 U	0.61 U	0.61 U	0.57 U	0.56 U	0.5 U	0.58 U	0.56 U	0.61 U
1,3-DICHLOROBENZENE	0.35 U	0.31 U	0.31 U	0.31 U	0.29 U	0.29 U	0.25 U	0.3 U	0.29 U	0.31 U
1,3-DICHLOROPROPANE	0.34 U	0.3 U	0.3 U	0.3 U	0.28 U	0.28 U	0.24 U	0.29 U	0.28 U	0.3 U
1,4-DICHLOROBENZENE	0.67 U	0.59 U	0.58 U	0.59 U	0.55 U	0.54 U	0.48 U	0.56 U	0.54 U	0.58 U
2,2-DICHLOROPROPANE	0.95 U	0.84 U	0.82 U	0.83 U	0.78 U	0.77 U	0.68 U	0.8 U	0.77 U	0.83 U
2-BUTANONE	13 B	1.2 U	3.2 J	5.4 J	2.9 J	2 J	1 U	1.2 U	7.2 J	12 J
2-CHLOROETHYL VINYL ETHER	1.4 U	1.2 U	1.2 U	1.2 U	1.2 U	1.1 U	1 U	1.2 U	1.1 U	1.2 U
2-CHLOROTOLUENE	0.4 U	0.36 U	0.35 U	0.35 U	0.33 U	0.33 U	0.29 U	0.34 U	0.33 U	0.35 U
2-HEXANONE	0.64 U	0.56 U	0.55 U	0.56 U	0.52 U	0.52 U	0.45 U	0.53 U	0.52 U	0.55 U
4-CHLOROTOLUENE	0.41 U	0.37 U	0.36 U	0.36 U	0.34 U	0.34 U	0.3 U	0.35 U	0.34 U	0.36 U
4-ISOPROPYLTOLUENE	0.21 U	0.19 U	0.18 U	0.19 U	0.17 U	0.17 U	0.15 U	0.18 U	0.17 U	0.18 U
4-METHYL-2-PENTANONE	0.55 U	0.48 U	0.47 U	0.48 U	0.45 U	0.44 U	0.39 U	0.46 U	0.44 U	0.47 U
ACETONE	87	22	40	53	16 J	21	5.2 J	5.7 J	63	110
BENZENE	0.23 U	0.21 U	0.2 U	0.2 U	0.19 U	0.19 U	0.17 U	0.19 U	0.19 U	1.3 J
BROMOBENZENE	0.33 U	0.29 U	0.29 U	0.29 U	0.27 U	0.27 U	0.24 U	0.28 U	0.27 U	0.29 U
BROMOCHLOROMETHANE	0.72 U	0.63 U	0.62 U	0.63 U	0.59 U	0.58 U	0.51 U	0.6 U	0.58 U	0.62 U
BROMODICHLOROMETHANE	0.28 U	0.25 U	0.25 U	0.25 U	0.23 U	0.23 U	0.2 U	0.24 U	0.23 U	0.25 U
BROMOFORM	0.33 U	0.29 U	0.29 U	0.29 U	0.27 U	0.27 U	0.24 U	0.28 U	0.27 U	0.29 U
BROMOMETHANE	0.55 U	0.48 U	0.47 U	0.48 U	0.45 U	0.44 U	0.39 U	0.46 U	0.44 U	0.47 U
CARBON DISULFIDE	0.44 U	0.39 U	0.39 U	1.2 J	0.92 J	0.36 U	0.32 U	0.37 U	0.39 J	0.39 U
CARBON TETRACHLORIDE	0.37 U	0.33 U	0.32 U	0.33 U	0.31 U	0.3 U	0.27 U	0.31 U	0.3 U	0.32 U
CHLOROBENZENE	0.33 U	0.29 U	0.29 U	0.29 U	0.27 U	0.27 U	0.24 U	0.28 U	0.27 U	0.29 U
CHLORODIBROMOMETHANE	0.56 U	0.49 U	0.48 U	0.49 U	0.45 U	0.45 U	0.4 U	0.47 U	0.45 U	0.48 U
CHLOROETHANE	0.87 U	0.77 U	0.75 U	0.76 U	0.71 U	0.7 U	0.62 U	0.73 U	0.7 U	0.75 U
CHLOROFORM	0.29 U	0.26 U	0.25 U	0.26 U	0.24 U	0.24 U	0.21 U	0.25 U	0.24 U	0.25 U
CHLOROMETHANE	0.41 U	0.37 U	0.36 U	0.36 U	0.34 U	0.34 U	0.3 U	0.35 U	0.34 U	0.36 U
CIS-1,2-DICHLOROETHENE	0.47 J	0.32 U	0.32 U	0.32 U	0.3 U	0.29 U	0.26 U	0.3 U	0.29 U	200
CIS-1,3-DICHLOROPROPENE	0.34 U	0.3 U	0.3 U	0.3 U	0.28 U	0.28 U	0.24 U	0.29 U	0.28 U	0.3 U
DIBROMOMETHANE	0.64 U	0.56 U	0.55 U	0.56 U	0.52 U	0.52 U	0.45 U	0.53 U	0.52 U	0.55 U
DICHLORODIFLUOROMETHANE	0.5 U	0.45 U	0.44 U	0.44 U	0.41 U	0.41 U	0.36 U	0.42 U	0.41 U	0.44 U
DIISOPROPYL ETHER	1.5 U	1.3 U	1.3 U	1.3 U	1.2 U	1.2 U	1.1 U	1.3 U	1.2 U	1.3 U
ETHYL TERT-BUTYL ETHER	0.22 U	0.2 U	0.19 U	0.2 U	0.18 U	0.18 U	0.16 U	0.19 U	0.18 U	0.19 U
ETHYLBENZENE	0.26 U	0.23 U	0.23 U	0.23 U	0.22 U	0.21 U	0.19 U	0.22 U	0.21 U	0.23 U
HEXACHLOROBUTADIENE	1.2 U	1.1 U	1.1 U	1.1 U	0.99 U	0.98 U	0.86 U	1 U	0.98 U	1.1 U
ISOPROPYLBENZENE	0.16 U	0.14 U	0.14 U	0.14 U	0.13 U	0.13 U	0.12 U	0.14 U	0.13 U	0.14 U
M+P-XYLENES	1.2 U	1.1 U	1.1 U	1.1 U	0.99 U	0.98 U	0.86 U	1 U	0.98 U	1.1 U

LOCATION	DR-SB-200		DR-SB-201		DR-SB-202		DR-SB-203		DR-SB-204	
SAMPLE ID	DR-SB-200-04-20130826	DR-SB-200-10-20130826	DR-SB-201-02-20130826	DR-SB-201-08-20130826	DR-SB-202-02-20130827	DR-SB-202-06-20130827	DR-SB-203-02-20130826	DR-SB-203-10-20130826	DR-SB-204-02-20130827	DR-SB-204-08-20130827
SAMPLE DATE										
METHYL TERT-BUTYL ETHER	0.43 U	0.38 U	0.38 U	0.38 U	0.36 U	0.35 U	0.31 U	0.36 U	0.35 U	0.38 U
METHYLENE CHLORIDE	0.68 U	0.6 U	0.59 U	0.59 U	0.55 U	0.55 U	0.48 U	0.57 U	0.55 U	0.59 U
NAPHTHALENE	0.66 B	0.17 U	1 J	0.17 U	0.16 U	0.16 U	0.14 U	0.16 U	1.1 B	0.18 B
N-BUTYLBENZENE	0.23 U	0.21 U	0.2 U	0.2 U	0.19 U	0.19 U	0.17 U	0.19 U	0.19 U	0.2 U
N-PROPYLBENZENE	0.4 U	0.36 U	0.35 U	0.35 U	0.33 U	0.33 U	0.29 U	0.34 U	0.33 U	0.35 U
O-XYLENE	0.35 U	0.31 U	0.31 U	0.31 U	0.29 U	0.29 U	0.25 U	0.3 U	0.5 J	0.72 J
SEC-BUTYLBENZENE	0.18 U	0.16 U	0.16 U	0.16 U	0.15 U	0.15 U	0.13 U	0.15 U	0.15 U	0.16 U
STYRENE	0.15 U	0.13 U	0.13 U	0.13 U	0.12 U	0.12 U	0.11 U	0.13 U	0.12 U	0.13 U
TERT-AMYL METHYL ETHER	0.37 U	0.33 U	0.32 U	0.33 U	0.31 U	0.3 U	0.27 U	0.31 U	0.3 U	0.32 U
TERT-BUTYLBENZENE	0.29 U	0.26 U	0.25 U	0.26 U	0.24 U	0.24 U	0.21 U	0.25 U	0.24 U	0.25 U
TERTIARY-BUTYL ALCOHOL	7.7 UR	6.8 UR	6.7 UR	6.7 UR	6.3 UR	6.2 UR	5.5 UR	6.4 UR	6.2 UR	6.7 UR
TETRACHLOROETHENE	0.53 U	0.46 U	0.46 U	0.46 U	0.43 U	0.43 U	0.37 U	0.44 U	0.43 U	0.46 U
TOLUENE	0.37 B	0.24 U	0.24 U	0.24 U	0.22 U	0.22 U	0.19 U	0.23 U	0.48 J	0.24 U
TOTAL XYLENES	0.35 U	0.31 U	0.31 U	0.31 U	0.29 U	0.29 U	0.25 U	0.3 U	0.5 J	0.72 J
TRANS-1,2-DICHLOROETHENE	0.41 U	0.37 U	0.36 U	0.36 U	0.34 U	0.34 U	0.3 U	0.35 U	0.34 U	5
TRANS-1,3-DICHLOROPROPENE	0.55 U	0.48 U	0.47 U	0.48 U	0.45 U	0.44 U	0.39 U	0.46 U	0.44 U	0.47 U
TRICHLOROETHENE	0.42 U	0.37 U	0.37 U	0.37 U	0.35 U	0.34 U	0.3 U	0.36 U	0.34 U	35
TRICHLOROFLUOROMETHANE	0.34 U	0.3 U	0.3 U	0.3 U	0.28 U	0.28 U	0.24 U	0.29 U	0.28 U	0.3 U
VINYL ACETATE	0.25 UR	0.22 UR	0.22 UR	0.22 UR	0.21 UR	0.2 UR	0.18 UR	0.21 UR	0.2 UR	0.22 UR
VINYL CHLORIDE	0.39 U	0.35 U	0.34 U	0.35 U	0.32 U	0.32 U	0.28 U	0.33 U	1 J	33
SEMIVOLATILES (UG/KG)										
1,1-BIPHENYL	4.6 U	4.5 U	3.9 U	3.8 U	4.2 U	3.8 U	3.7 U	4.2 U	4.1 U	4.2 U
2,2'-OXYBIS(1-CHLOROPROPANE)	12 U	12 U	11 U	10 U	11 U	10 U	10 U	11 U	11 U	11 U
2,4,5-TRICHLOROPHENOL	33 U	32 U	28 U	27 U	30 U	27 U	26 U	30 U	29 U	30 U
2,4,6-TRICHLOROPHENOL	12 U	11 U	9.9 U	9.7 U	11 U	9.6 U	9.4 U	11 U	10 U	11 U
2,4-DICHLOROPHENOL	26 U	25 U	22 U	22 U	24 U	22 U	21 U	24 U	23 U	24 U
2,4-DIMETHYLPHENOL	26 U	25 U	22 U	22 U	24 U	22 U	21 U	24 U	23 U	24 U
2,4-DINITROPHENOL	28 U	27 U	23 U	23 U	25 U	23 U	22 U	25 U	24 U	25 U
2,4-DINITROTOLUENE	22 U	22 U	19 U	19 U	20 U	18 U	18 U	20 U	20 U	20 U
2,6-DINITROTOLUENE	28 U	27 U	23 U	23 U	25 U	23 U	22 U	25 U	24 U	25 U
2-CHLORONAPHTHALENE	0.59 U	0.57 U	0.5 U	0.49 U	0.53 U	0.49 U	0.47 U	0.53 U	0.52 U	0.53 U
2-CHLOROPHENOL	11 U	10 U	9.2 U	8.9 U	9.7 U	8.9 U	8.7 U	9.7 U	9.5 U	9.7 U
2-METHYLNAPHTHALENE	9.3	0.64 U	0.56 U	0.54 U	6.2 J	0.54 U	0.53 U	0.59 U	8.5	0.59 U
2-METHYLPHENOL	14 U	14 U	12 U	12 U	13 U	12 U	12 U	13 U	13 U	13 U
2-NITROANILINE	12 U	12 U	10 U	9.9 U	11 U	9.9 U	9.6 U	11 U	11 U	11 U
2-NITROPHENOL	11 U	11 U	9.3 U	9 U	9.9 U	9 U	8.8 U	9.8 U	9.6 U	9.9 U
3&4-METHYLPHENOL	26 U	25 U	22 U	22 U	24 U	22 U	21 U	24 U	23 U	24 U
3,3'-DICHLOROBENZIDINE	24 U	23 U	20 U	20 U	21 U	20 U	19 U	21 U	21 U	21 U
3-NITROANILINE	21 U	20 U	18 U	17 U	19 U	17 U	17 U	19 U	19 U	19 U
4,6-DINITRO-2-METHYLPHENOL	12 U	12 U	10 U	10 U	11 U	10 U	9.7 U	11 U	11 U	11 U
4-BROMOPHENYL PHENYL ETHER	17 U	17 U	15 U	14 U	15 U	14 U	14 U	15 U	15 U	15 U
4-CHLORO-3-METHYLPHENOL	28 U	27 U	23 U	23 U	25 U	23 U	22 U	25 U	24 U	25 U
4-CHLOROANILINE	22 U	22 U	19 U	19 U	20 U	18 U	18 U	20 U	20 U	20 U
4-CHLOROPHENYL PHENYL ETHER	17 U	17 U	15 U	14 U	15 U	14 U	14 U	15 U	15 U	15 U
4-NITROANILINE	34 U	33 U	29 U	28 U	31 U	28 U	27 U	31 U	30 U	31 U
4-NITROPHENOL	22 U	22 U	19 U	19 U	20 U	18 U	18 U	20 U	20 U	20 U
ACENAPHTHENE	1 U	0.97 U	0.85 U	0.83 U	0.9 U	0.82 U	0.8 U	0.9 U	9.6	0.9 U
ACENAPHTHYLENE	0.46 U	0.45 U	0.39 U	0.38 U	0.42 U	0.38 U	0.37 U	0.42 U	33	0.42 U
ACETOPHENONE	12 U	12 U	10 U	10 U	11 U	10 U	9.7 U	11 U	11 U	11 U
ANTHRACENE	7.4 J	0.99 U	0.87 U	0.85 U	0.93 U	0.85 U	0.82 U	0.93 U	22	0.93 U
ATRAZINE	12 U	12 U	10 U	9.9 U	11 U	9.9 U	9.6 U	11 U	11 U	11 U
BENZALDEHYDE	22 L	15 UL	13 UL	13 UL	14 U	13 U	13 UL	14 UL	14 U	14 U
BENZO(A)ANTHRACENE	41	0.8 U	0.7 U	0.69 U	0.75 U	19	0.66 U	0.75 U	93	0.75 U

LOCATION	DR-SB-200		DR-SB-201		DR-SB-202		DR-SB-203		DR-SB-204	
SAMPLE ID	DR-SB-200-04-20130826	DR-SB-200-10-20130826	DR-SB-201-02-20130826	DR-SB-201-08-20130826	DR-SB-202-02-20130827	DR-SB-202-06-20130827	DR-SB-203-02-20130826	DR-SB-203-10-20130826	DR-SB-204-02-20130827	DR-SB-204-08-20130827
SAMPLE DATE										
BENZO(A)PYRENE	37	0.82 U	0.71 U	0.7 U	0.76 U	20	0.68 U	0.76 U	120	0.76 U
BENZO(B)FLUORANTHENE	53	0.75 U	0.66 U	0.64 U	7.4 J	32	0.62 U	0.7 U	150	5.3 J
BENZO(G,H,I)PERYLENE	21	0.45 U	0.39 U	0.38 U	0.42 U	17	0.37 U	0.42 U	100	0.42 U
BENZO(K)FLUORANTHENE	14	0.87 U	0.76 U	0.74 U	0.81 U	10	0.72 U	0.81 U	55	0.81 U
BIS(2-CHLOROETHOXY)METHANE	29 U	28 U	25 U	24 U	26 U	24 U	23 U	26 U	26 U	26 U
BIS(2-CHLOROETHYL)ETHER	2.6 U	2.5 U	2.2 U	2.2 U	2.4 U	2.2 U	2.1 U	2.4 U	2.3 U	2.4 U
BIS(2-ETHYLHEXYL)PHTHALATE	38 J	24 U	21 J	21 U	25 J	47 J	20 U	23 U	22 U	23 U
BUTYL BENZYL PHTHALATE	13 U	13 U	11 U	11 U	12 U	11 U	11 U	12 U	12 U	12 U
CAPROLACTAM	49 U	47 U	41 U	40 U	44 U	40 U	39 U	44 U	43 U	44 U
CARBAZOLE	35 U	34 U	30 U	29 U	32 U	29 U	28 U	32 U	31 U	32 U
CHRYSENE	50	1.4 U	1.2 U	1.2 U	1.3 U	30	1.2 U	1.3 U	110	1.3 U
DIBENZO(A,H)ANTHRACENE	0.87 U	0.84 U	0.74 U	0.72 U	0.78 U	0.72 U	0.7 U	0.78 U	29	0.78 U
DIBENZOFURAN	0.87 U	0.84 U	0.74 U	0.72 U	0.78 U	0.72 U	0.7 U	0.78 U	10 J	0.78 U
DIETHYL PHTHALATE	21 U	20 U	18 U	17 U	19 U	17 U	17 U	19 U	19 U	19 U
DIMETHYL PHTHALATE	22 U	22 U	19 U	19 U	20 U	18 U	18 U	20 U	20 U	20 U
DI-N-BUTYL PHTHALATE	20 U	19 U	17 U	16 U	18 U	16 U	16 U	18 U	17 U	18 U
DI-N-OCTYL PHTHALATE	10 U	10 U	8.8 U	8.6 U	9.4 U	8.6 U	8.3 U	9.4 U	9.2 U	9.4 U
FLUORANTHENE	53	0.7 U	0.61 U	0.6 U	5.4 J	65	0.58 U	0.65 U	120	7.7 J
FLUORENE	8.1 J	0.68 U	0.59 U	0.58 U	0.63 U	0.57 U	0.56 U	0.63 U	13	0.63 U
HEXACHLOROBENZENE	2.8 U	2.7 U	2.3 U	2.3 U	2.5 U	2.3 U	2.2 U	2.5 U	2.4 U	2.5 U
HEXACHLOROBUTADIENE	7.4 U	7.1 U	6.3 U	6.1 U	6.7 U	6.1 U	5.9 U	6.6 U	6.5 U	6.6 U
HEXACHLOROCYCLOPENTADIENE	11 U	10 U	9 U	8.8 U	9.6 U	8.8 U	8.5 U	9.6 U	9.4 U	9.6 U
HEXACHLOROETHANE	12 U	11 U	10 U	9.8 U	11 U	9.8 U	9.5 U	11 U	10 U	11 U
INDENO(1,2,3-CD)PYRENE	22	0.45 U	0.39 U	0.38 U	0.42 U	14	0.37 U	0.42 U	84	0.42 U
ISOPHORONE	17 U	17 U	15 U	14 U	15 U	14 U	14 U	15 U	15 U	15 U
NAPHTHALENE	8.7 J	1 U	0.92 U	0.89 U	0.97 U	0.89 U	0.87 U	0.97 U	11	0.97 U
NITROBENZENE	2.9 U	2.8 U	2.5 U	2.4 U	2.6 U	2.4 U	2.3 U	2.6 U	2.6 U	2.6 U
N-NITROSODIMETHYLAMINE	21 U	20 U	18 U	17 U	19 U	17 U	17 U	19 U	19 U	19 U
N-NITROSO-DI-N-PROPYLAMINE	8.3 U	8 U	7 U	6.9 U	7.5 U	6.8 U	6.6 U	7.5 U	7.3 U	7.5 U
N-NITROSODIPHENYLAMINE	28 U	27 U	23 U	23 U	25 U	23 U	22 U	25 U	24 U	25 U
PENTACHLOROPHENOL	12 U	12 U	10 U	9.9 U	11 U	9.9 U	9.6 U	11 U	11 U	11 U
PHENANTHRENE	31	0.93 U	0.82 U	0.79 U	0.87 U	22	0.77 U	0.87 U	66	5 J
PHENOL	9.6 U	9.3 U	8.2 U	7.9 U	8.7 U	7.9 U	7.7 U	8.7 U	8.5 U	8.7 U
PYRENE	54	0.56 U	0.49 U	0.48 U	4.7 J	48	0.46 U	0.52 U	110	6.9 J
PCBS (UG/KG)										
AROCLOR-1016	27 U	27 U	23 U	23 U	25 U	23 U	23 U	25 U	24 U	24 U
AROCLOR-1221	21 U	20 U	18 U	17 U	19 U	17 U	17 U	19 U	18 U	19 U
AROCLOR-1232	18 U	18 U	16 U	15 U	16 U	15 U	15 U	17 U	16 U	16 U
AROCLOR-1242	17 U	17 U	14 U	14 U	15 U	14 U	14 U	15 U	15 U	15 U
AROCLOR-1248	22 U	22 U	19 U	19 U	20 U	18 U	18 U	20 U	19 U	20 U
AROCLOR-1254	22 U	22 U	19 U	19 U	20 U	18 U	18 U	20 U	19 U	20 U
AROCLOR-1260	22 U	22 U	19 U	19 U	20 U	18 U	18 U	20 U	19 U	20 U
METALS (MG/KG)										
ANTIMONY	0.64 B	0.34 UL	0.41 UL	0.38 UL	0.41 U	0.39 U	0.34 UL	0.36 UL	0.41 U	0.38 U
ARSENIC	3.7	0.84 J	3.6	0.87 J	1.4 J	1.3 J	1.1 J	1.2 J	4.5	1.2 J
BARIUM	36	9.4 J	22	4 J	16 J	2.9 J	10 J	8 J	19 J	16 J
BERYLLIUM	0.32 J	0.36 J	0.27 J	0.1 J	0.23 J	0.14 J	0.27 J	0.085 J	0.68	0.14 J
CADMIUM	0.47 J	0.031 U	0.037 U	0.035 U	0.038 U	0.036 U	0.031 U	0.033 U	0.12 J	0.035 U
CHROMIUM	21 L	12 L	19 L	3.2 L	8.1	11	7.3 L	5.1 L	20	16
COBALT	13 J	13 J	3.8 J	0.94 J	3.1	0.16 U	2.4 J	0.54 J	17	1.6
COPPER	22 J	21 J	9.8 J	9 J	5.6	2.6	6.4 J	1.6 J	23	13
LEAD	45	2.2	5.6	1.3	3.1	1.7	2.4	0.84 J	7.5	5.9
MERCURY	0.25 L	0.018 UL	0.015 UL	0.016 UL	0.017 UJ	0.014 UJ	0.015 UL	0.018 UL	0.22 J	0.031 J

LOCATION	DR-SB-200		DR-SB-201		DR-SB-202		DR-SB-203		DR-SB-204	
SAMPLE ID	DR-SB-200-04-	DR-SB-200-10-	DR-SB-201-02-	DR-SB-201-08-	DR-SB-202-02-	DR-SB-202-06-	DR-SB-203-02-	DR-SB-203-10-	DR-SB-204-02-	DR-SB-204-08-
SAMPLE DATE	20130826	20130826	20130826	20130826	20130827	20130827	20130826	20130826	20130827	20130827
MOLYBDENUM	0.33 J	0.23 U	0.28 J	0.26 U	0.29 J	0.27 U	0.23 U	0.25 U	0.28 U	0.26 U
NICKEL	9.4	10	6.7	0.58 J	3.5 J	0.27 J	3.2 J	0.49 J	19	2.1 J
SELENIUM	0.51 U	0.39 U	0.47 U	0.44 U	0.47 U	0.45 U	0.39 U	0.41 U	0.47 U	0.44 U
SILVER	1.4	0.087 U	0.1 U	0.098 U	0.1 U	0.1 U	0.087 U	0.091 U	0.1 U	0.098 U
THALLIUM	0.62 U	0.48 U	0.57 U	0.54 U	0.58 U	0.55 U	0.48 U	0.5 U	0.58 U	0.54 U
VANADIUM	30	29	23	3.9	8.3	46	11	9.4	37	10
ZINC	61 J	22 J	20 J	2.7 B	11	2.3 B	9.6 J	2.4 B	47	3.7 B
MISCELLANEOUS PARAMETERS (MG/KG)										
HEXAVALENT CHROMIUM	0.43 B	0.34 U	0.3 U	0.29 U	0.32 U	0.29 U	0.29 B	0.32 U	0.31 U	0.32 U
PETROLEUM HYDROCARBONS (UG/KG)										
TPH (C06-C10)	60 U	59 U	49 U	48 U	83 J	49 U	48 U	53 U	50 U	79 J
PETROLEUM HYDROCARBONS (MG/KG)										
TPH (C10-C32)	150	12 U	10 U	10 U	11 U	9.8 U	9.9 U	11 U	15 J	11 U

LOCATION	DR-SB-205		DR-SB-206		DR-SB-207		DR-SB-208		DR-SB-209	
SAMPLE ID	DR-SB-205-06-20130827	DR-SB-205-10-20130827	DR-SB-206-04-20130827	DR-SB-206-08-20130827	DR-SB-207-02-20130827	DR-SB-207-10-20130827	DR-SB-208-04-20130827	DR-SB-208-08-20130827	DR-SB-209-04-06 20130827	DR-SB-209-08-10 20130827
SAMPLE DATE										
VOLATILES (UG/KG)										
1,1,1,2-TETRACHLOROETHANE	0.56 U	0.55 U	0.47 U	0.51 U	0.54 U	0.46 U	0.49 U	0.5 U	0.5 U	0.5 U
1,1,1-TRICHLOROETHANE	0.51 U	0.5 U	0.42 U	0.46 U	0.49 U	0.42 U	0.44 U	0.45 U	0.46 U	0.46 U
1,1,2,2-TETRACHLOROETHANE	0.31 U	0.3 U	0.26 U	0.28 U	0.3 U	0.25 U	0.27 U	0.27 U	0.28 U	0.28 U
1,1,2-TRICHLOROTRIFLUOROETHANE	1.2 U	1.2 U	0.98 U	1.1 U	1.1 U	0.97 U	1 U	1 U	1.1 U	1.1 U
1,1-DICHLOROETHANE	0.33 U	0.32 U	0.27 U	0.29 U	0.32 U	0.27 U	0.28 U	0.29 U	0.29 U	0.29 U
1,1-DICHLOROETHENE	0.47 U	0.46 U	0.39 U	0.42 U	0.46 U	0.39 U	0.41 U	0.42 U	0.42 U	0.42 U
1,1-DICHLOROPROPENE	0.27 U	0.27 U	0.23 U	0.24 U	0.26 U	0.22 U	0.24 U	0.24 U	0.24 U	0.24 U
1,2,3-TRICHLOROBENZENE	0.34 U	0.34 U	0.29 U	0.31 U	0.33 U	0.28 U	0.3 U	0.31 U	0.31 U	0.31 U
1,2,3-TRICHLOROPROPANE	0.81 U	0.8 U	0.68 U	0.73 U	0.79 U	0.67 U	0.71 U	0.73 U	0.73 U	0.73 U
1,2,3-TRIMETHYLBENZENE	0.39 J	0.15 U	0.13 U	0.42 J	0.85 J	0.2 J	0.75 J	0.14 U	0.14 U	0.14 U
1,2,4-TRICHLOROBENZENE	0.24 U	0.24 U	0.2 U	0.22 U	0.24 U	0.2 U	0.21 U	0.22 U	0.22 U	0.22 U
1,2,4-TRIMETHYLBENZENE	0.71 J	0.58 U	0.49 U	0.58 J	0.97 J	0.48 U	0.96 J	0.52 U	0.53 U	0.53 U
1,2-DIBROMO-3-CHLOROPROPANE	1.2 U	1.2 U	0.98 U	1.1 U	1.1 U	0.97 U	1 U	1 U	1.1 U	1.1 U
1,2-DIBROMOETHANE	0.45 U	0.44 U	0.38 U	0.41 U	0.44 U	0.37 U	0.4 U	0.4 U	0.41 U	0.41 U
1,2-DICHLOROBENZENE	0.33 U	0.32 U	0.27 U	0.29 U	0.32 U	0.27 U	0.28 U	0.29 U	0.29 U	0.29 U
1,2-DICHLOROETHANE	0.31 U	0.3 U	0.26 U	0.28 U	0.3 U	0.25 U	0.27 U	0.27 U	0.28 U	0.28 U
1,2-DICHLOROPROPANE	0.62 U	0.61 U	0.52 U	0.56 U	0.61 U	0.51 U	0.55 U	0.56 U	0.56 U	0.56 U
1,3-DICHLOROBENZENE	0.32 U	0.31 U	0.26 U	0.29 U	0.31 U	0.26 U	0.28 U	0.28 U	0.28 U	0.28 U
1,3-DICHLOROPROPANE	0.31 U	0.3 U	0.26 U	0.28 U	0.3 U	0.25 U	0.27 U	0.27 U	0.28 U	0.28 U
1,4-DICHLOROBENZENE	0.6 U	0.59 U	0.5 U	0.54 U	0.58 U	0.49 U	0.52 U	0.53 U	0.54 U	0.54 U
2,2-DICHLOROPROPANE	0.85 U	0.83 U	0.71 U	0.77 U	0.83 U	0.7 U	0.74 U	0.76 U	0.76 U	0.77 U
2-BUTANONE	13 J	8.2 J	5.5 J	8 J	21	11 J	15 J	3.8 J	5.9 J	8.2 J
2-CHLOROETHYL VINYL ETHER	1.3 U	1.2 U	1.1 U	1.1 U	1.2 U	1 U	1.1 U	1.1 U	1.1 U	1.1 U
2-CHLOROTOLUENE	0.36 U	0.35 U	0.3 U	0.33 U	0.35 U	0.3 U	0.32 U	0.32 U	0.33 U	0.33 U
2-HEXANONE	0.57 U	0.56 U	0.48 U	0.51 U	0.55 U	0.47 U	0.5 U	0.51 U	0.51 U	0.51 U
4-CHLOROTOLUENE	0.37 U	0.36 U	0.31 U	0.33 U	0.36 U	0.3 U	0.32 U	0.33 U	0.33 U	0.33 U
4-ISOPROPYLTOLUENE	0.4 J	0.19 U	0.16 U	0.23 J	0.28 J	0.16 U	0.3 J	0.17 U	0.17 U	0.17 U
4-METHYL-2-PENTANONE	0.49 U	0.48 U	0.41 U	0.44 U	0.47 U	0.4 U	0.43 U	0.44 U	0.44 U	0.44 U
ACETONE	59	100	65	110	130	66	70	40	46	94
BENZENE	1.1 J	0.33 J	0.17 U	0.19 J	0.37 J	0.29 J	0.22 J	0.19 U	0.19 U	0.19 U
BROMOBENZENE	0.3 U	0.29 U	0.25 U	0.27 U	0.29 U	0.25 U	0.26 U	0.27 U	0.27 U	0.27 U
BROMOCHLOROMETHANE	0.64 U	0.63 U	0.54 U	0.58 U	0.62 U	0.53 U	0.56 U	0.57 U	0.58 U	0.58 U
BROMODICHLOROMETHANE	0.25 U	0.25 U	0.21 U	0.23 U	0.25 U	0.21 U	0.22 U	0.23 U	0.23 U	0.23 U
BROMOFORM	0.3 U	0.29 U	0.25 U	0.27 U	0.29 U	0.25 U	0.26 U	0.27 U	0.27 U	0.27 U
BROMOMETHANE	0.49 U	0.48 U	0.41 U	0.44 U	0.47 U	0.4 U	0.43 U	0.44 U	0.44 U	0.44 U
CARBON DISULFIDE	0.51 J	0.39 U	0.33 U	1.6 J	0.66 J	1.9 J	1.3 J	0.45 J	0.52 J	1.2 J
CARBON TETRACHLORIDE	0.33 U	0.33 U	0.28 U	0.3 U	0.32 U	0.28 U	0.29 U	0.3 U	0.3 U	0.3 U
CHLOROBENZENE	0.3 U	0.29 U	0.25 U	0.27 U	0.29 U	0.25 U	0.26 U	0.27 U	0.27 U	0.27 U
CHLORODIBROMOMETHANE	0.5 U	0.49 U	0.42 U	0.45 U	0.48 U	0.41 U	0.43 U	0.44 U	0.45 U	0.45 U
CHLOROETHANE	0.78 U	0.76 U	0.65 U	0.7 U	0.76 U	0.64 U	0.68 U	0.69 U	0.7 U	0.7 U
CHLOROFORM	0.26 U	0.26 U	0.22 U	0.24 U	0.25 U	0.22 U	0.23 U	0.23 U	0.24 U	0.24 U
CHLOROMETHANE	0.37 U	0.36 U	0.31 U	0.33 U	0.36 U	0.3 U	0.32 U	0.33 U	0.33 U	0.33 U
CIS-1,2-DICHLOROETHENE	1 J	0.32 U	0.27 U	0.29 U	0.82 J	1 J	0.28 U	0.29 U	0.29 U	0.29 U
CIS-1,3-DICHLOROPROPENE	0.31 U	0.3 U	0.26 U	0.28 U	0.3 U	0.25 U	0.27 U	0.27 U	0.28 U	0.28 U
DIBROMOMETHANE	0.57 U	0.56 U	0.48 U	0.51 U	0.55 U	0.47 U	0.5 U	0.51 U	0.51 U	0.51 U
DICHLORODIFLUOROMETHANE	0.45 U	0.44 U	0.38 U	0.41 U	0.44 U	0.37 U	0.4 U	0.4 U	0.41 U	0.41 U
DIISOPROPYL ETHER	1.4 U	1.3 U	1.1 U	1.2 U	1.3 U	1.1 U	1.2 U	1.2 U	1.2 U	1.2 U
ETHYL TERT-BUTYL ETHER	0.2 U	0.2 U	0.17 U	0.18 U	0.19 U	0.16 U	0.17 U	0.18 U	0.18 U	0.18 U
ETHYLBENZENE	0.59 J	0.23 U	0.2 U	0.21 U	0.33 J	0.19 U	0.34 J	0.21 U	0.21 U	0.21 U
HEXACHLOROBUTADIENE	1.1 U	1.1 U	0.91 U	0.98 U	1.1 U	0.89 U	0.95 U	0.97 U	0.98 U	0.98 U
ISOPROPYLBENZENE	0.26 J	0.14 U	0.12 U	0.13 U	0.51 J	0.12 U	0.18 J	0.13 U	0.13 U	0.13 U
M+P-XYLENES	6.2 J	1.1 U	0.91 U	0.98 U	1.1 U	0.89 U	0.95 U	0.97 U	0.98 U	0.98 U

LOCATION	DR-SB-205		DR-SB-206		DR-SB-207		DR-SB-208		DR-SB-209	
SAMPLE ID	DR-SB-205-06-20130827	DR-SB-205-10-20130827	DR-SB-206-04-20130827	DR-SB-206-08-20130827	DR-SB-207-02-20130827	DR-SB-207-10-20130827	DR-SB-208-04-20130827	DR-SB-208-08-20130827	DR-SB-209-04-06 20130827	DR-SB-209-08-10 20130827
SAMPLE DATE										
METHYL TERT-BUTYL ETHER	0.39 U	0.38 U	0.33 U	0.35 U	0.38 U	0.32 U	0.34 U	0.35 U	0.35 U	0.35 U
METHYLENE CHLORIDE	0.61 U	0.59 U	0.51 U	0.55 U	0.59 U	0.5 U	0.53 U	0.54 U	0.54 U	0.55 U
NAPHTHALENE	2.1 B	0.17 U	0.14 U	7.9	35	1.5 B	78	0.68 B	0.15 U	0.15 U
N-BUTYLBENZENE	0.21 U	0.2 U	0.17 U	0.19 U	0.2 U	0.17 U	0.43 J	0.19 U	0.19 U	0.19 U
N-PROPYLBENZENE	0.36 U	0.35 U	0.3 U	0.33 U	0.35 U	0.3 U	0.32 U	0.32 U	0.33 U	0.33 U
O-XYLENE	3.8 J	0.31 U	0.26 U	0.5 J	1.1 J	0.72 J	0.57 J	0.28 U	0.28 U	0.28 U
SEC-BUTYLBENZENE	0.16 U	0.16 U	0.14 U	0.15 U	0.16 U	0.13 U	0.21 J	0.15 U	0.15 U	0.15 U
STYRENE	0.14 U	0.13 U	0.11 U	0.12 U	0.13 U	0.11 U	0.12 U	0.12 U	0.12 U	0.12 U
TERT-AMYL METHYL ETHER	0.33 U	0.33 U	0.28 U	0.3 U	0.32 U	0.28 U	0.29 U	0.3 U	0.3 U	0.3 U
TERT-BUTYLBENZENE	0.26 U	0.26 U	0.22 U	0.24 U	0.25 U	0.22 U	0.23 U	0.23 U	0.24 U	0.24 U
TERTIARY-BUTYL ALCOHOL	6.9 UR	6.7 UR	5.8 UR	6.2 UR	6.7 UR	5.6 UR	6 UR	6.1 UR	6.2 UR	6.2 UR
TETRACHLOROETHENE	0.47 U	0.46 U	0.39 U	0.42 U	0.46 U	0.39 U	0.41 U	0.42 U	0.42 U	0.42 U
TOLUENE	1.5 J	0.24 U	0.2 U	0.74 J	0.34 J	1.8 J	0.53 J	0.22 U	0.22 U	0.22 U
TOTAL XYLENES	10	0.31 U	0.26 U	0.5 J	1.1 J	0.72 J	0.57 J	0.28 U	0.28 U	0.28 U
TRANS-1,2-DICHLOROETHENE	0.37 U	0.36 U	0.31 U	0.33 U	0.36 U	0.3 U	0.32 U	0.33 U	0.33 U	0.33 U
TRANS-1,3-DICHLOROPROPENE	0.49 U	0.48 U	0.41 U	0.44 U	0.47 U	0.4 U	0.43 U	0.44 U	0.44 U	0.44 U
TRICHLOROETHENE	0.38 U	0.37 U	0.32 U	0.34 U	0.37 U	0.31 U	0.33 U	0.34 U	0.34 U	0.34 U
TRICHLOROFLUOROMETHANE	0.31 U	0.3 U	0.26 U	0.28 U	0.3 U	0.25 U	0.27 U	0.27 U	0.28 U	0.28 U
VINYL ACETATE	0.23 UR	0.22 UR	0.19 UR	0.2 UR	0.22 UR	0.19 UR	0.2 UR	0.2 UR	0.2 UR	0.2 UR
VINYL CHLORIDE	1.5 J	0.6 J	0.61 J	1.1 J	0.34 U	4.6	0.31 U	0.31 U	0.32 U	0.32 U
SEMIVOLATILES (UG/KG)										
1,1-BIPHENYL	4 U	4.3 U	4.1 U	27 J	4.7 J	19 J	6.6 J	4 U	3.9 U	4 U
2,2'-OXYBIS(1-CHLOROPROPANE)	11 U	12 U	11 U	22 U	11 U	11 U	10 U	11 U	11 U	11 U
2,4,5-TRICHLOROPHENOL	29 U	31 U	29 U	57 U	28 U	28 U	27 U	29 U	28 U	29 U
2,4,6-TRICHLOROPHENOL	10 U	11 U	10 U	20 U	10 U	9.9 U	9.6 U	10 U	9.9 U	10 U
2,4-DICHLOROPHENOL	23 U	25 U	24 U	45 U	23 U	22 U	22 U	23 U	22 U	23 U
2,4-DIMETHYLPHENOL	23 U	25 U	24 U	45 U	23 U	22 U	22 U	23 U	22 U	23 U
2,4-DINITROPHENOL	24 U	26 U	25 U	48 U	24 U	23 U	23 U	24 U	23 U	24 U
2,4-DINITROTOLUENE	19 U	21 U	20 U	39 U	19 U	19 U	18 U	19 U	19 U	19 U
2,6-DINITROTOLUENE	24 U	26 U	25 U	48 U	24 U	23 U	23 U	24 U	23 U	24 U
2-CHLORONAPHTHALENE	0.51 U	0.56 U	0.53 U	1 U	0.51 U	0.5 U	0.49 U	0.52 U	0.5 U	0.51 U
2-CHLOROPHENOL	9.3 U	10 U	9.7 U	19 U	9.3 U	9.1 U	8.9 U	9.4 U	9.1 U	9.4 U
2-METHYLNAPHTHALENE	16	0.62 U	0.59 U	93	26	91	96	4 J	0.56 U	7.1 J
2-METHYLPHENOL	13 U	14 U	13 U	25 U	13 U	12 U	12 U	13 U	12 U	13 U
2-NITROANILINE	10 U	11 U	11 U	21 U	10 U	10 U	9.8 U	10 U	10 U	10 U
2-NITROPHENOL	9.5 U	10 U	9.8 U	19 U	9.4 U	9.2 U	9 U	9.5 U	9.2 U	9.5 U
3&4-METHYLPHENOL	23 U	25 U	24 U	45 U	23 U	22 U	22 U	23 U	22 U	23 U
3,3'-DICHLOROBENZIDINE	21 U	22 U	21 U	41 U	20 U	20 U	19 U	21 U	20 U	21 U
3-NITROANILINE	18 U	20 U	19 U	36 U	18 U	18 U	17 U	18 U	18 U	18 U
4,6-DINITRO-2-METHYLPHENOL	10 U	11 U	11 U	21 U	10 U	10 U	9.9 U	11 U	10 U	11 U
4-BROMOPHENYL PHENYL ETHER	15 U	16 U	15 U	29 U	15 U	14 U	14 U	15 U	14 U	15 U
4-CHLORO-3-METHYLPHENOL	24 U	26 U	25 U	48 U	24 U	23 U	23 U	24 U	23 U	24 U
4-CHLOROANILINE	19 U	21 U	20 U	39 U	19 U	19 U	18 U	19 U	19 U	19 U
4-CHLOROPHENYL PHENYL ETHER	15 U	16 U	15 U	29 U	15 U	14 U	14 U	15 U	14 U	15 U
4-NITROANILINE	30 U	32 U	31 U	59 U	30 U	29 U	28 U	30 U	29 U	30 U
4-NITROPHENOL	19 U	21 U	20 U	39 U	19 U	19 U	18 U	19 U	19 U	19 U
ACENAPHTHENE	37	0.94 U	0.89 U	260	74	100	170	6.1 J	0.85 U	17
ACENAPHTHYLENE	19	0.43 U	0.41 U	50	8.2	9.9	23	0.4 U	0.39 U	5.6 J
ACETOPHENONE	10 U	11 U	11 U	21 U	10 U	10 U	9.9 U	11 U	10 U	11 U
ANTHRACENE	43	0.96 U	0.92 U	520	160	180	270	13	0.87 U	41
ATRAZINE	10 U	11 U	11 U	21 U	10 U	10 U	9.8 U	10 U	10 U	10 U
BENZALDEHYDE	14 U	15 U	14 U	27 U	14 UL	13 UL	13 UL	14 UL	13 UL	14 UL
BENZO(A)ANTHRACENE	120	0.78 U	18	500	350	150	200	23	0.7 U	60

LOCATION	DR-SB-205		DR-SB-206		DR-SB-207		DR-SB-208		DR-SB-209	
SAMPLE ID	DR-SB-205-06-20130827	DR-SB-205-10-20130827	DR-SB-206-04-20130827	DR-SB-206-08-20130827	DR-SB-207-02-20130827	DR-SB-207-10-20130827	DR-SB-208-04-20130827	DR-SB-208-08-20130827	DR-SB-209-04-06 20130827	DR-SB-209-08-10 20130827
SAMPLE DATE										
BENZO(A)PYRENE	130	0.79 U	16	420	310	94	160	20	0.71 U	54
BENZO(B)FLUORANTHENE	150	0.73 U	21	470	390	110	160	21	5.2 J	68
BENZO(G,H,I)PERYLENE	85	0.43 U	11	210	200	58	110	14	0.39 U	40
BENZO(K)FLUORANTHENE	52	0.84 U	6.9 J	140	130	35	65	9.2	0.76 U	15
BIS(2-CHLOROETHOXY)METHANE	25 U	27 U	26 U	50 U	25 U	24 U	24 U	25 U	24 U	25 U
BIS(2-CHLOROETHYL)ETHER	2.3 U	2.5 U	2.4 U	4.5 U	2.3 U	2.2 U	2.2 U	2.3 U	2.2 U	2.3 U
BIS(2-ETHYLHEXYL)PHTHALATE	22 U	61 J	22 U	43 U	29 B	25 B	36 B	29 B	24 B	33 B
BUTYL BENZYL PHTHALATE	11 U	12 U	12 U	23 U	11 U	11 U	11 U	11 U	11 U	11 U
CAPROLACTAM	42 U	46 U	44 U	84 U	42 U	41 U	40 U	42 U	41 U	42 U
CARBAZOLE	31 U	33 U	32 U	61 U	31 U	33 J	29 U	31 U	30 U	31 U
CHRYSENE	140	1.4 U	19	610	370	170	220	27	1.2 U	69
DIBENZO(A,H)ANTHRACENE	26	0.82 U	0.78 U	59	54	14	23	0.76 U	0.73 U	10
DIBENZOFURAN	14 J	0.82 U	0.78 U	120	34 J	51 J	71	0.76 U	0.73 U	7.8 J
DIETHYL PHTHALATE	18 U	20 U	19 U	36 U	18 U	18 U	17 U	47 B	41 B	18 U
DIMETHYL PHTHALATE	19 U	21 U	20 U	39 U	19 U	19 U	18 U	19 U	19 U	19 U
DI-N-BUTYL PHTHALATE	17 U	19 U	18 U	34 U	29 B	33 B	24 B	35 B	27 B	44 B
DI-N-OCTYL PHTHALATE	9 U	9.8 U	9.3 U	18 U	9 U	8.8 U	8.5 U	9.1 U	8.8 U	9 U
FLUORANTHENE	230	0.68 U	33	1400	800	470	570	58	7 J	130
FLUORENE	31	0.65 U	0.62 U	560	100	200	340	13	0.59 U	38
HEXACHLOROBENZENE	2.4 U	2.6 U	2.5 U	4.8 U	2.4 U	2.3 U	2.3 U	2.4 U	2.3 U	2.4 U
HEXACHLOROBUTADIENE	6.4 U	6.9 U	6.6 U	13 U	6.4 U	6.2 U	6 U	6.4 U	6.2 U	6.4 U
HEXACHLOROCYCLOPENTADIENE	9.2 U	10 U	9.5 U	18 U	9.2 U	9 U	8.7 U	9.3 U	9 U	9.2 U
HEXACHLOROETHANE	10 U	11 U	11 U	20 U	10 U	10 U	9.7 U	10 U	10 U	10 U
INDENO(1,2,3-CD)PYRENE	66	0.43 U	10	180	180	48	82	9.9	0.39 U	31
ISOPHORONE	15 U	16 U	15 U	29 U	15 U	14 U	14 U	15 U	14 U	15 U
NAPHTHALENE	21	1 U	0.97 U	180	71	76	89	0.94 U	0.91 U	8.4
NITROBENZENE	2.5 U	2.7 U	2.6 U	5 U	2.5 U	2.4 U	2.4 U	2.5 U	2.4 U	2.5 U
N-NITROSODIMETHYLAMINE	18 U	20 U	19 U	36 U	18 U	18 U	17 U	18 U	18 U	18 U
N-NITROSO-DI-N-PROPYLAMINE	7.2 U	7.8 U	7.4 U	14 U	7.2 U	7 U	6.8 U	7.2 U	7 U	7.2 U
N-NITROSODIPHENYLAMINE	24 U	26 U	25 U	48 U	24 U	23 U	23 U	24 U	23 U	24 U
PENTACHLOROPHENOL	10 U	11 U	11 U	21 U	10 U	10 U	9.8 U	10 U	10 U	10 U
PHENANTHRENE	170	0.9 U	15	2200	540	790	1300	84	0.81 U	110
PHENOL	8.3 U	9 U	8.6 U	17 U	8.3 U	8.1 U	7.9 U	8.4 U	8.1 U	8.3 U
PYRENE	220	0.54 U	33	1400	680	510	640	66	5.3 J	140
PCBS (UG/KG)										
AROCLOR-1016	24 U	26 U	24 U	24 U	24 U	23 U	22 U	24 U	23 U	24 U
AROCLOR-1221	18 U	19 U	19 U	18 U	18 U	18 U	17 U	19 U	18 U	18 U
AROCLOR-1232	16 U	17 U	16 U	16 U	16 U	16 U	15 U	16 U	16 U	16 U
AROCLOR-1242	15 U	16 U	15 U	15 U	15 U	14 U	14 U	15 U	14 U	15 U
AROCLOR-1248	19 U	21 U	20 U	19 U	20 U	19 U	18 U	20 U	19 U	20 U
AROCLOR-1254	19 U	21 U	20 U	19 U	20 U	19 U	18 U	20 U	19 U	20 U
AROCLOR-1260	19 U	21 U	20 U	19 U	20 U	19 U	18 U	20 U	19 U	20 U
METALS (MG/KG)										
ANTIMONY	0.38 U	0.46 U	0.37 U	0.39 U	0.38 U	0.39 UL	0.38 UL	0.38 B	0.43 UL	0.39 UL
ARSENIC	3.1	2	7.1	7.6	2.9	2.1	4.5	4.5	2.6	2.1
BARIUM	28	23	15 J	16 J	28	18 J	17 J	17 J	15 J	15 J
BERYLLIUM	0.33 J	0.22 J	0.42 J	0.34 J	0.82	0.33 J	0.64	0.46	0.11 J	0.34 J
CADMIUM	0.16 J	0.042 U	0.034 U	0.036 J	0.29 J	0.12 J	0.035 U	0.032 U	0.091 J	0.045 J
CHROMIUM	17	13	19	21	27	28	23	19	7	15
COBALT	4.3	1.3	9.3	6.4	12	3.4	7.2	15	2.3	2.2
COPPER	13	7	22	19	16	13 J	20 J	14 J	8.1 J	7.5 J
LEAD	17	5.8	7.1	7	15	9.4	6.1	6.6	14	7
MERCURY	0.26 J	0.017 UJ	0.13 J	0.039 J	0.033 J	2.2 J	0.25 J	0.043 J	0.36 J	0.09 J

LOCATION	DR-SB-205		DR-SB-206		DR-SB-207		DR-SB-208		DR-SB-209	
SAMPLE ID	DR-SB-205-06-20130827	DR-SB-205-10-20130827	DR-SB-206-04-20130827	DR-SB-206-08-20130827	DR-SB-207-02-20130827	DR-SB-207-10-20130827	DR-SB-208-04-20130827	DR-SB-208-08-20130827	DR-SB-209-04-06 20130827	DR-SB-209-08-10 20130827
SAMPLE DATE										
MOLYBDENUM	0.27 U	0.32 U	0.26 U	1 J	1.6 J	2.8 J	0.26 U	0.42 J	0.3 U	0.9 J
NICKEL	5.8	2.5 J	12	8.1	16	7.2	11	13	2.1 J	4.4
SELENIUM	0.44 U	0.53 U	0.43 U	0.46 U	0.44 U	0.45 U	0.43 U	0.39 U	0.5 U	0.45 U
SILVER	0.2 J	0.12 U	0.095 U	0.1 U	0.098 U	0.1 U	0.096 U	0.088 U	0.22 J	0.099 U
THALLIUM	0.54 U	0.64 U	0.52 U	0.56 U	0.54 U	0.55 U	0.53 U	0.48 U	0.61 U	0.55 U
VANADIUM	29	16	35	33	30	22 J	48 J	33 J	12 J	16 J
ZINC	50	6.3 B	26	29	44	42	20	29	41	15
MISCELLANEOUS PARAMETERS (MG/KG)										
HEXAVALENT CHROMIUM	0.31 U	5.1	0.32 U	0.31 U	0.31 U	0.3 U	0.29 U	0.31 U	0.3 U	0.31 U
PETROLEUM HYDROCARBONS (UG/KG)										
TPH (C06-C10)	330	57 U	54 U	51 U	51 U	50 U	48 U	52 U	51 U	52 U
PETROLEUM HYDROCARBONS (MG/KG)										
TPH (C10-C32)	52	11 U	11 U	35	19 J	150	54	11 U	10 U	15 J

LOCATION	DR-SB-210				DR-SB-211		DR-SB-212		DR-SB-213	
SAMPLE ID	DR-SB-210-04-06	DR-SB-210-04-06-	DR-SB-210-04-06-	DR-SB-210-12-13	DR-SB-211-04-06	DR-SB-211-08-10	DR-SB-212-04-	DR-SB-212-11-	DR-SB-213-04-	DR-SB-213-10-
SAMPLE DATE	20130827	20130827	20130827	20130827	20130827	20130827	20130827	20130827	20130828	20130828
VOLATILES (UG/KG)										
1,1,1,2-TETRACHLOROETHANE	0.48 U	0.495 U	0.51 U	0.51 U	0.48 U	0.5 U	0.49 U	210 U	0.52 U	0.6 U
1,1,1-TRICHLOROETHANE	0.43 U	0.445 U	0.46 U	0.46 U	0.44 U	0.45 U	0.45 U	490 U	0.47 U	0.54 U
1,1,2,2-TETRACHLOROETHANE	0.26 U	0.27 U	0.28 U	0.28 U	0.27 U	0.28 U	0.27 U	210 U	0.28 U	0.33 U
1,1,2-TRICHLOROTRIFLUOROETHANE	1 U	1.05 U	1.1 U	1.1 U	1 U	1.1 U	1 U	910 U	1.1 U	1.3 U
1,1-DICHLOROETHANE	0.28 U	0.29 U	0.3 U	0.3 U	0.28 U	0.29 U	0.29 U	400 U	0.3 U	0.35 U
1,1-DICHLOROETHENE	0.4 U	0.415 U	0.43 U	0.43 U	0.41 U	0.42 U	0.41 U	420 U	0.43 U	0.5 U
1,1-DICHLOROPROPENE	0.23 U	0.24 U	0.25 U	0.25 U	0.23 U	0.24 U	0.24 U	230 U	0.25 U	0.29 U
1,2,3-TRICHLOROBENZENE	0.29 U	0.3 U	0.31 U	0.31 U	0.3 U	0.31 U	0.3 U	230 U	0.32 U	0.37 U
1,2,3-TRICHLOROPROPANE	0.69 U	0.715 U	0.74 U	0.74 U	0.7 U	0.73 U	0.72 U	490 U	0.75 U	0.87 U
1,2,3-TRIMETHYLBENZENE	0.13 U	0.135 U	0.14 U	0.14 U	0.13 U	0.14 U	0.14 U	4 U	0.14 U	0.17 U
1,2,4-TRICHLOROBENZENE	0.21 U	0.215 U	0.22 U	0.22 U	0.21 U	0.22 U	0.22 U	170 U	0.22 U	0.26 U
1,2,4-TRIMETHYLBENZENE	0.5 U	0.515 U	0.53 U	2.5 J	0.51 U	0.53 U	0.52 U	120 U	0.54 U	0.63 U
1,2-DIBROMO-3-CHLOROPROPANE	1 U	1.05 U	1.1 U	1.1 U	1 U	1.1 U	1 U	1200 U	1.1 U	1.3 U
1,2-DIBROMOETHANE	0.39 U	0.4 U	0.41 U	0.41 U	0.39 U	0.41 U	0.4 U	230 U	0.42 U	0.49 U
1,2-DICHLOROBENZENE	0.28 U	0.29 U	0.3 U	0.3 U	0.28 U	0.29 U	0.29 U	200 U	0.3 U	0.35 U
1,2-DICHLOROETHANE	0.26 U	0.27 U	0.28 U	0.28 U	0.27 U	0.28 U	0.27 U	230 U	0.28 U	0.33 U
1,2-DICHLOROPROPANE	0.53 U	0.55 U	0.57 U	0.57 U	0.54 U	0.56 U	0.55 U	190 U	0.57 U	0.67 U
1,3-DICHLOROBENZENE	0.27 U	0.28 U	0.29 U	0.29 U	0.27 U	0.28 U	0.28 U	110 U	0.29 U	0.34 U
1,3-DICHLOROPROPANE	0.26 U	0.27 U	0.28 U	0.28 U	0.27 U	0.28 U	0.27 U	520 U	0.28 U	0.33 U
1,4-DICHLOROBENZENE	0.51 U	0.525 U	0.54 U	0.54 U	0.52 U	0.54 U	0.53 U	190 U	0.55 U	0.64 U
2,2-DICHLOROPROPANE	0.72 U	0.745 U	0.77 U	0.77 U	0.73 U	0.76 U	0.75 U	540 U	0.78 U	0.91 U
2-BUTANONE	1.3 J	4.35	7.4 J	59	8.4 J	1.1 U	7.1 J	1000 U	1.2 U	5.9 J
2-CHLOROETHYL VINYL ETHER	1.1 U	1.15 U	1.2 U	1.1 U	1.1 U	1.1 U	1.1 U	1000 U	1.2 U	1.4 U
2-CHLOROTOLUENE	0.31 U	0.32 U	0.33 U	0.33 U	0.31 U	0.32 U	0.32 U	210 U	0.33 U	0.39 U
2-HEXANONE	0.49 U	0.505 U	0.52 U	0.52 U	0.49 U	0.51 U	0.5 U	470 U	0.52 U	0.61 U
4-CHLOROTOLUENE	0.32 U	0.33 U	0.34 U	0.34 U	0.32 U	0.33 U	0.33 U	230 U	0.34 U	0.4 U
4-ISOPROPYLTOLUENE	0.16 U	0.165 U	0.17 U	1.4 J	0.16 U	0.17 U	0.17 U	110 U	0.17 U	0.2 U
4-METHYL-2-PENTANONE	0.42 U	0.43 U	0.44 U	0.44 U	0.42 U	0.44 U	0.43 U	1100 U	0.45 U	0.52 U
ACETONE	20 J	65	110 J	240	47	7.9 J	90	4000 U	59 B	120 B
BENZENE	0.18 U	0.185 U	0.19 U	0.19 U	0.18 U	0.19 U	0.18 U	280 U	0.19 U	0.22 U
BROMOBENZENE	0.25 U	0.26 U	0.27 U	0.27 U	0.26 U	0.27 U	0.26 U	300 U	0.27 U	0.32 U
BROMOCHLOROMETHANE	0.55 U	0.565 U	0.58 U	0.58 U	0.55 U	0.58 U	0.57 U	300 U	0.59 U	0.69 U
BROMODICHLOROMETHANE	0.22 U	0.225 U	0.23 U	0.23 U	0.22 U	0.23 U	0.22 U	230 U	0.23 U	0.27 U
BROMOFORM	0.25 U	0.26 U	0.27 U	0.27 U	0.26 U	0.27 U	0.26 U	440 U	0.27 U	0.32 U
BROMOMETHANE	0.42 U	0.43 U	0.44 U	0.44 U	0.42 U	0.44 U	0.43 U	680 U	0.45 U	0.52 U
CARBON DISULFIDE	0.34 U	0.375	0.58 J	0.76 J	0.63 J	0.73 J	1.3 J	280 U	0.37 U	1.2 J
CARBON TETRACHLORIDE	0.29 U	0.295 U	0.3 U	0.3 U	0.29 U	0.3 U	0.3 U	150 U	0.31 U	0.36 U
CHLOROBENZENE	0.25 U	0.26 U	0.27 U	0.27 U	0.26 U	0.27 U	0.26 U	150 U	0.27 U	0.32 U
CHLORODIBROMOMETHANE	0.42 U	0.435 U	0.45 U	0.45 U	0.43 U	0.45 U	0.44 U	280 U	0.46 U	0.53 U
CHLOROETHANE	0.66 U	0.685 U	0.71 U	0.71 U	0.67 U	0.7 U	0.69 U	1400 U	0.72 U	0.84 U
CHLOROFORM	0.22 U	0.23 U	0.24 U	0.24 U	0.23 U	0.24 U	0.23 U	1700 J	0.24 U	0.28 U
CHLOROMETHANE	0.32 U	0.33 U	0.34 U	0.34 U	0.32 U	0.33 U	0.33 U	330 U	0.34 U	0.4 U
CIS-1,2-DICHLOROETHENE	0.28 U	0.29 U	0.3 U	0.3 U	0.28 U	0.29 U	0.29 U	39000	44	0.35 U
CIS-1,3-DICHLOROPROPENE	0.26 U	0.27 U	0.28 U	0.28 U	0.27 U	0.28 U	0.27 U	190 U	0.28 U	0.33 U
DIBROMOMETHANE	0.49 U	0.505 U	0.52 U	0.52 U	0.49 U	0.51 U	0.5 U	330 U	0.52 U	0.61 U
DICHLORODIFLUOROMETHANE	0.39 U	0.4 U	0.41 U	0.41 U	0.39 U	0.41 U	0.4 U	370 U	0.42 U	0.49 U
DIISOPROPYL ETHER	1.2 U	1.2 U	1.2 U	1.2 U	1.2 U	1.2 U	1.2 U	1200 U	1.2 U	1.5 U
ETHYL TERT-BUTYL ETHER	0.17 U	0.175 U	0.18 U	0.18 U	0.17 U	0.18 U	0.18 U	5.2 U	0.18 U	0.21 U
ETHYLBENZENE	0.2 U	0.205 U	0.21 U	0.21 U	0.2 U	0.21 U	0.21 U	130 U	0.22 U	0.25 U
HEXACHLOROBUTADIENE	0.93 U	0.96 U	0.99 U	0.99 U	0.94 U	0.97 U	0.96 U	330 U	1 U	1.2 U
ISOPROPYLBENZENE	0.12 U	0.125 U	0.13 U	0.13 U	0.12 U	0.13 U	0.13 U	150 U	0.13 U	0.16 U
M+P-XYLENES	0.93 U	0.96 U	0.99 U	0.99 U	0.94 U	0.97 U	0.96 U	150 U	1 U	1.2 U

LOCATION	DR-SB-210				DR-SB-211		DR-SB-212		DR-SB-213	
SAMPLE ID	DR-SB-210-04-06	DR-SB-210-04-06-	DR-SB-210-04-06-	DR-SB-210-12-13	DR-SB-211-04-06	DR-SB-211-08-10	DR-SB-212-04-	DR-SB-212-11-	DR-SB-213-04-	DR-SB-213-10-
SAMPLE DATE	20130827	20130827	20130827	20130827	20130827	20130827	20130827	20130827	20130828	20130828
METHYL TERT-BUTYL ETHER	0.33 U	0.34 U	0.35 U	0.35 U	0.34 U	0.35 U	0.34 U	170 U	0.36 U	0.42 U
METHYLENE CHLORIDE	0.52 U	0.535 U	0.55 U	0.55 U	0.52 U	0.54 U	0.53 U	3000 J	0.56 U	0.65 U
NAPHTHALENE	0.15 U	0.1825	0.29 J	1.5 B	0.63 B	0.15 U	0.15 U	160 U	0.16 U	0.82 J
N-BUTYLBENZENE	0.18 U	0.185 U	0.19 U	0.19 U	0.18 U	0.19 U	0.18 U	190 U	0.19 U	0.22 U
N-PROPYLBENZENE	0.31 U	0.32 U	0.33 U	0.33 U	0.31 U	0.32 U	0.32 U	330 U	0.33 U	0.39 U
O-XYLENE	0.27 U	0.28 U	0.29 U	0.29 U	0.27 U	0.28 U	0.28 U	200 U	0.29 U	0.34 U
SEC-BUTYLBENZENE	0.14 U	0.145 U	0.15 U	0.15 U	0.14 U	0.15 U	0.14 U	110 U	0.15 U	0.17 U
STYRENE	0.12 U	0.12 U	0.12 U	0.12 U	0.12 U	0.12 U	0.12 U	130 U	0.12 U	0.15 U
TERT-AMYL METHYL ETHER	0.29 U	0.295 U	0.3 U	0.3 U	0.29 U	0.3 U	0.3 U	8.7 U	0.31 U	0.36 U
TERT-BUTYLBENZENE	0.22 U	0.23 U	0.24 U	0.24 U	0.23 U	0.24 U	0.23 U	150 U	0.24 U	0.28 U
TERTIARY-BUTYL ALCOHOL	5.9 UR	6.05 R	6.2 UR	6.2 UR	5.9 UR	6.2 UR	6.1 UR	5600 UR	6.3 UR	7.4 UR
TETRACHLOROETHENE	0.4 U	0.415 U	0.43 U	0.43 U	0.41 U	0.42 U	0.41 U	280 U	0.43 U	0.5 U
TOLUENE	0.21 U	0.215 U	0.22 U	6.7	0.38 J	0.22 U	0.22 U	1900 J	0.22 U	1.4 B
TOTAL XYLENES	0.27 U	0.28 U	0.29 U	0.29 U	0.27 U	0.28 U	0.28 U	150 U	0.29 U	0.34 U
TRANS-1,2-DICHLOROETHENE	0.32 U	0.33 U	0.34 U	0.34 U	0.32 U	0.33 U	0.33 U	220 U	0.83 J	0.41 J
TRANS-1,3-DICHLOROPROPENE	0.42 U	0.43 U	0.44 U	0.44 U	0.42 U	0.44 U	0.43 U	470 U	0.45 U	0.52 U
TRICHLOROETHENE	0.32 U	0.335 U	0.35 U	0.34 U	0.33 U	0.34 U	0.34 U	190000	0.35 U	0.41 U
TRICHLOROFLUOROMETHANE	0.26 U	0.27 U	0.28 U	0.28 U	0.27 U	0.28 U	0.27 U	370 U	0.28 U	0.33 U
VINYL ACETATE	0.19 UR	0.2 R	0.21 UR	0.21 UR	0.2 UR	0.2 UR	0.2 UR	540 UR	0.21 UR	0.24 UR
VINYL CHLORIDE	0.3 U	0.31 U	0.32 U	0.32 U	0.32 J	0.32 U	2.5 J	420 U	8.4	3.6 J
SEMIVOLATILES (UG/KG)										
1,1-BIPHENYL	3.9 U	3.9 U	3.9 U	3.9 J	3.9 U	3.9 U	4 U	3.9 U	4.1 U	4.3 U
2,2'-OXYBIS(1-CHLOROPROPANE)	11 U	11 U	11 U	11 U	11 U	11 U	11 U	10 U	11 U	12 U
2,4,5-TRICHLOROPHENOL	28 U	28 U	28 U	28 U	28 U	28 U	29 U	28 U	29 U	31 U
2,4,6-TRICHLOROPHENOL	10 U	9.9 U	9.8 U	10 U	9.9 U	10 U	10 U	9.8 U	10 U	11 U
2,4-DICHLOROPHENOL	22 U	22 U	22 U	23 U	22 U	22 U	23 U	22 U	23 U	25 U
2,4-DIMETHYLPHENOL	22 U	22 U	22 U	23 U	22 U	22 U	23 U	22 U	23 U	25 U
2,4-DINITROPHENOL	24 U	23.5 U	23 U	24 U	23 U	23 U	24 U	23 U	24 U	26 U
2,4-DINITROTOLUENE	19 U	19 U	19 U	19 U	19 U	19 U	20 U	19 U	20 U	21 U
2,6-DINITROTOLUENE	24 U	23.5 U	23 U	24 U	23 U	23 U	24 U	23 U	24 U	26 U
2-CHLORONAPHTHALENE	0.51 U	0.505 U	0.5 U	0.51 U	0.5 U	0.5 U	0.52 U	0.5 U	0.52 U	0.55 U
2-CHLOROPHENOL	9.2 U	9.15 U	9.1 U	9.3 U	9.2 U	9.2 U	9.5 U	9 U	9.5 U	10 U
2-METHYLNAPHTHALENE	3.9 J	2.0875	0.55 U	13	8	0.56 U	4 J	7 J	3.9 J	0.61 U
2-METHYLPHENOL	12 U	12 U	12 U	12 U	12 U	12 U	13 U	12 U	13 U	13 U
2-NITROANILINE	10 U	10 U	10 U	10 U	10 U	10 U	10 U	10 U	11 U	11 U
2-NITROPHENOL	9.3 U	9.25 U	9.2 U	9.4 U	9.3 U	9.3 U	9.6 U	9.2 U	9.6 U	10 U
3&4-METHYLPHENOL	22 U	22 U	22 U	23 U	22 U	22 U	23 U	22 U	23 U	25 U
3,3'-DICHLOROBENZIDINE	20 U	20 U	20 U	20 U	20 U	20 U	21 U	20 U	21 U	22 U
3-NITROANILINE	18 U	18 U	18 U	18 U	18 U	18 U	18 U	18 U	19 U	20 U
4,6-DINITRO-2-METHYLPHENOL	10 U	10 U	10 U	10 U	10 U	10 U	11 U	10 U	11 U	11 U
4-BROMOPHENYL PHENYL ETHER	15 U	14.5 U	14 U	15 U	15 U	15 U	15 U	14 U	15 U	16 U
4-CHLORO-3-METHYLPHENOL	24 U	23.5 U	23 U	24 U	23 U	23 U	24 U	23 U	24 U	26 U
4-CHLOROANILINE	19 U	19 U	19 U	19 U	19 U	19 U	20 U	19 U	20 U	21 U
4-CHLOROPHENYL PHENYL ETHER	15 U	14.5 U	14 U	15 U	15 U	15 U	15 U	14 U	15 U	16 U
4-NITROANILINE	29 U	29 U	29 U	29 U	29 U	29 U	30 U	29 U	30 U	32 U
4-NITROPHENOL	19 U	19 U	19 U	19 U	19 U	19 U	20 U	19 U	20 U	21 U
ACENAPHTHENE	6.3 J	7.65	9	0.86 U	14	0.85 U	0.88 U	9.6	4.9 J	0.93 U
ACENAPHTHYLENE	0.39 U	0.39 U	0.39 U	6.6 J	3.8 J	0.39 U	0.4 U	0.39 U	14	0.43 U
ACETOPHENONE	10 U	10 U	10 U	10 U	10 U	10 U	11 U	14 J	11 U	11 U
ANTHRACENE	10	11.5	13	6.9 J	87	0.87 U	0.9 U	22	20	0.96 U
ATRAZINE	10 U	10 U	10 U	10 U	10 U	10 U	10 U	10 U	11 U	11 U
BENZALDEHYDE	13 UL	13 U	13 UL	14 UL	13 UL	13 UL	14 UL	13 UL	14 UL	15 UL
BENZO(A)ANTHRACENE	43 J	28.5	14 J	20	480	0.7 U	14	130	65	0.77 U

LOCATION	DR-SB-210				DR-SB-211		DR-SB-212		DR-SB-213	
SAMPLE ID	DR-SB-210-04-06	DR-SB-210-04-06-	DR-SB-210-04-06-	DR-SB-210-12-13	DR-SB-211-04-06	DR-SB-211-08-10	DR-SB-212-04-	DR-SB-212-11-	DR-SB-213-04-	DR-SB-213-10-
SAMPLE DATE	20130827	20130827	20130827	20130827	20130827	20130827	20130827	20130827	20130828	20130828
BENZO(A)PYRENE	35 J	24	13 J	22	430	0.72 U	16	120	250	0.79 U
BENZO(B)FLUORANTHENE	45 J	30.5	16 J	31	590	5.2 J	23	190	430	0.72 U
BENZO(G,H,I)PERYLENE	22 J	15.3	8.6 J	24	290	0.39 U	14	93	300	0.43 U
BENZO(K)FLUORANTHENE	16 J	10.9	5.8 J	11	230	0.76 U	6.1 J	82	79	0.83 U
BIS(2-CHLOROETHOXY)METHANE	25 U	24.5 U	24 U	25 U	25 U	25 U	25 U	24 U	25 U	27 U
BIS(2-CHLOROETHYL)ETHER	2.2 U	2.2 U	2.2 U	2.3 U	2.2 U	2.2 U	2.3 U	2.2 U	2.3 U	2.5 U
BIS(2-ETHYLHEXYL)PHTHALATE	23 B	22 U	21 U	30 B	27 B	24 B	25 B	21 U	50 B	48 B
BUTYL BENZYL PHTHALATE	11 U	11 U	11 U	11 U	11 U	11 U	12 U	11 U	12 U	12 U
CAPROLACTAM	42 U	41.5 U	41 U	42 U	41 U	41 U	43 U	41 U	43 U	45 U
CARBAZOLE	30 U	30 U	30 U	30 U	30 U	30 U	31 U	30 U	31 U	33 U
CHRYSENE	43 J	29.5	16 J	22	540	1.2 U	18	150	65	1.3 U
DIBENZO(A,H)ANTHRACENE	7.2 J	3.7825	0.73 U	0.74 U	84	0.74 U	0.76 U	25	82	0.81 U
DIBENZOFURAN	0.74 U	2.035	3.7 J	0.74 U	4.7 J	0.74 U	0.76 U	5.8 J	4.6 J	0.81 U
DIETHYL PHTHALATE	18 U	18 U	18 U	41 B	18 U	32 B	33 B	33 B	23 B	24 B
DIMETHYL PHTHALATE	19 U	19 U	19 U	19 U	19 U	19 U	20 U	19 U	20 U	21 U
DI-N-BUTYL PHTHALATE	24 B	21.5 U	19 B	34 B	23 B	20 B	27 B	71 B	72 B	18 U
DI-N-OCTYL PHTHALATE	8.9 U	8.8 U	8.7 U	8.9 U	8.8 U	8.8 U	9.1 U	8.7 U	9.2 U	9.7 U
FLUORANTHENE	56 J	42	28 J	36	750	8.9	27	260	90	0.67 U
FLUORENE	10 J	13.5	17 J	0.6 U	18	0.59 U	0.61 U	12	6.3 J	0.65 U
HEXACHLOROBENZENE	2.4 U	2.35 U	2.3 U	2.4 U	2.3 U	2.3 U	2.4 U	2.3 U	2.4 U	2.6 U
HEXACHLOROBUTADIENE	6.3 U	6.25 U	6.2 U	6.3 U	6.3 U	6.3 U	6.5 U	6.2 U	6.5 U	6.9 U
HEXACHLOROCYCLOPENTADIENE	9.1 U	9.05 U	9 U	9.1 U	9 U	9.1 U	9.3 U	8.9 U	9.4 U	9.9 U
HEXACHLOROETHANE	10 U	9.95 U	9.9 U	10 U	10 U	10 U	10 U	9.9 U	10 U	11 U
INDENO(1,2,3-CD)PYRENE	20 J	14.1	8.2 J	20	250	0.39 U	11	76	270	0.43 U
ISOPHORONE	15 U	14.5 U	14 U	15 U	15 U	15 U	15 U	14 U	15 U	16 U
NAPHTHALENE	0.92 U	0.915 U	0.91 U	13	7.2 J	0.92 U	4.5 J	24	6.7 J	1 U
NITROBENZENE	2.5 U	2.45 U	2.4 U	2.5 U	2.5 U	2.5 U	2.5 U	2.4 U	2.5 U	2.7 U
N-NITROSODIMETHYLAMINE	18 U	18 U	18 U	18 U	18 U	18 U	18 U	18 U	19 U	20 U
N-NITROSO-DI-N-PROPYLAMINE	7.1 U	7.05 U	7 U	7.1 U	7 U	7 U	7.3 U	7 U	7.3 U	7.7 U
N-NITROSODIPHENYLAMINE	24 U	23.5 U	23 U	24 U	23 U	23 U	24 U	23 U	24 U	26 U
PENTACHLOROPHENOL	10 U	10 U	10 U	10 U	10 U	10 U	10 U	10 U	11 U	11 U
PHENANTHRENE	16	13	10	22	220	7.9	12	100	59	0.9 U
PHENOL	8.2 U	8.15 U	8.1 U	8.2 U	8.1 U	8.2 U	8.4 U	8.1 U	8.5 U	9 U
PYRENE	69 J	49.5	30 J	32	610	9	25	230	98	0.54 U
PCBS (UG/KG)										
AROCLOR-1016	24 U	24 U	24 U	24 U	24 U	24 U	24 U	23 U	25 U	27 U
AROCLOR-1221	18 U	18 U	18 U	18 U	18 U	18 U	18 U	18 U	19 U	20 U
AROCLOR-1232	16 U	16 U	16 U	16 U	16 U	16 U	16 U	16 U	17 U	18 U
AROCLOR-1242	15 U	15 U	15 U	15 U	15 U	15 U	15 U	14 U	15 U	16 U
AROCLOR-1248	19 U	19 U	19 U	19 U	19 U	19 U	20 U	19 U	20 U	22 U
AROCLOR-1254	19 U	19 U	19 U	19 U	19 U	19 U	20 U	19 U	20 U	22 U
AROCLOR-1260	19 U	19 U	19 U	19 U	19 U	19 U	20 U	19 U	20 U	22 U
METALS (MG/KG)										
ANTIMONY	0.34 UL	0.355 U	0.37 UL	0.4 UL	0.64 B	0.43 UL	0.45 UL	0.37 UL	0.44 U	0.45 U
ARSENIC	1.8	1.65	1.5	3.6	2.7	3	6	1.2 J	4.3 J	0.43 J
BARIUM	10 J	9.05	8.1 J	28	32	13 J	14 J	9.3 J	22 J	1.3 J
BERYLLIUM	0.16 J	0.128	0.096 J	0.21 J	0.37 J	0.3 J	0.41 J	0.09 J	0.47 J	0.05 U
CADMIUM	0.032 U	0.0285	0.041 J	0.27 J	0.35 J	0.04 U	0.041 U	0.17 J	0.8	0.042 U
CHROMIUM	9.2	8.6	8	16	40	17	24	5.1	33 J	1.6 J
COBALT	1.6	1.25	0.9 J	2.5	3.4	1.8	2.8	1.9	9.6 J	0.32 J
COPPER	5 J	4.95	4.9 J	15 J	21 J	6.8 J	8.9 J	3.9 J	25 J	1 J
LEAD	4.9	4.6	4.3	25	50	3	4.4	5.1	290	0.58 J
MERCURY	0.059 J	0.0475	0.036 J	0.81 J	0.33 J	0.019 UJ	0.097 J	0.019 UJ	0.017 U	0.02 U

LOCATION	DR-SB-210				DR-SB-211		DR-SB-212		DR-SB-213	
SAMPLE ID	DR-SB-210-04-06	DR-SB-210-04-06-	DR-SB-210-04-06-	DR-SB-210-12-13	DR-SB-211-04-06	DR-SB-211-08-10	DR-SB-212-04-	DR-SB-212-11-	DR-SB-213-04-	DR-SB-213-10-
SAMPLE DATE	20130827	20130827	20130827	20130827	20130827	20130827	20130827	20130827	20130828	20130828
MOLYBDENUM	0.59 J	0.585	0.58 J	0.28 U	0.28 J	0.3 U	0.31 U	0.25 U	0.32 B	0.31 U
NICKEL	3 J	2.45	1.9 J	4 J	6.7	3.7 J	5.6	3 J	11 J	0.35 J
SELENIUM	0.4 U	0.415 U	0.43 U	0.46 U	0.44 U	0.5 U	0.51 U	0.42 U	0.51 U	0.52 U
SILVER	0.088 U	0.092 U	0.096 U	0.55 J	0.37 J	0.11 U	0.11 U	0.094 U	0.11 U	0.12 U
THALLIUM	0.48 U	0.505 U	0.53 U	0.57 U	0.53 U	0.61 U	0.63 U	0.52 U	0.63 U	0.63 U
VANADIUM	11 J	9.3	7.6 J	27 J	16 J	31 J	51 J	6.2 J	32 J	3.3 J
ZINC	11	10.5	10	52	78	9.5	12	17	62	3.9 B
MISCELLANEOUS PARAMETERS (MG/KG)										
HEXAVALENT CHROMIUM	0.3 U	0.3 U	0.3 U	0.31 U	0.31 U	0.31 U	0.43 J	0.3 U	0.79 B	0.34 U
PETROLEUM HYDROCARBONS (UG/KG)										
TPH (C06-C10)	51 U	50.5 U	50 U	51 U	51 U	52 U	50 U	1800	53 U	55 U
PETROLEUM HYDROCARBONS (MG/KG)										
TPH (C10-C32)	11 U	10.5 U	10 U	11 U	11 U	10 U	11 U	46	11 U	12 U

LOCATION	DR-SB-214		DR-SB-215		DR-SB-216				DR-SB-217	
SAMPLE ID	DR-SB-214-0-20130828	DR-SB-214-10-20130828	DR-SB-215-0-20130828	DR-SB-215-06-20130828	DR-SB-216-02-20130828	DR-SB-216-02-20130828	DR-SB-216-02-20130828	DR-SB-216-06-20130828	DR-SB-217-02-04 20130828	DR-SB-217-06-08 20130828
SAMPLE DATE										
VOLATILES (UG/KG)										
1,1,1,2-TETRACHLOROETHANE	0.51 U	0.63 U	0.51 U	0.58 U	0.5 U	0.47 U	0.44 U	0.51 U	0.49 U	0.51 U
1,1,1-TRICHLOROETHANE	0.46 U	0.57 U	0.46 U	0.52 U	0.45 U	0.42 U	0.39 U	0.46 U	0.44 U	0.46 U
1,1,2,2-TETRACHLOROETHANE	0.28 U	0.35 U	0.28 U	0.32 U	0.28 U	0.26 U	0.24 U	0.28 U	0.27 U	0.28 U
1,1,2-TRICHLOROTRIFLUOROETHANE	1.1 U	1.3 U	1.1 U	1.2 U	1.1 U	1.01 U	0.92 U	1.1 U	1 U	1.1 U
1,1-DICHLOROETHANE	0.3 U	0.37 U	0.3 U	0.34 U	0.29 U	0.27 U	0.25 U	0.29 U	0.28 U	0.3 U
1,1-DICHLOROETHENE	0.43 U	0.53 U	0.43 U	0.49 U	0.42 U	0.395 U	0.37 U	0.42 U	0.41 U	0.43 U
1,1-DICHLOROPROPENE	0.25 U	0.31 U	0.25 U	0.28 U	0.24 U	0.225 U	0.21 U	0.24 U	0.24 U	0.25 U
1,2,3-TRICHLOROBENZENE	0.31 U	0.39 U	0.31 U	0.35 U	0.31 U	0.29 U	0.27 U	0.31 U	0.3 U	0.31 U
1,2,3-TRICHLOROPROPANE	0.74 U	0.92 U	0.74 U	0.84 U	0.73 U	0.68 U	0.63 U	0.73 U	0.71 U	0.74 U
1,2,3-TRIMETHYLBENZENE	0.14 U	0.17 U	0.14 U	0.16 U	0.14 U	0.13 U	0.12 U	0.14 U	0.13 U	0.14 U
1,2,4-TRICHLOROBENZENE	0.22 U	0.28 U	0.22 U	0.25 U	0.22 U	0.205 U	0.19 U	0.22 U	0.21 U	0.22 U
1,2,4-TRIMETHYLBENZENE	0.54 U	0.66 U	0.54 U	0.61 U	0.53 U	0.495 U	0.46 U	0.53 U	0.51 U	0.53 U
1,2-DIBROMO-3-CHLOROPROPANE	1.1 U	1.3 U	1.1 U	1.2 U	1.1 U	1.01 U	0.92 U	1.1 U	1 U	1.1 U
1,2-DIBROMOETHANE	0.41 U	0.51 U	0.41 U	0.47 U	0.41 U	0.38 U	0.35 U	0.41 U	0.39 U	0.41 U
1,2-DICHLOROBENZENE	0.3 U	0.37 U	0.3 U	0.34 U	0.29 U	0.27 U	0.25 U	0.29 U	0.28 U	0.3 U
1,2-DICHLOROETHANE	0.28 U	0.35 U	0.28 U	0.32 U	0.28 U	0.26 U	0.24 U	0.28 U	0.27 U	0.28 U
1,2-DICHLOROPROPANE	0.57 U	0.7 U	0.57 U	0.64 U	0.56 U	0.525 U	0.49 U	0.56 U	0.54 U	0.57 U
1,3-DICHLOROBENZENE	0.29 U	0.36 U	0.29 U	0.33 U	0.28 U	0.265 U	0.25 U	0.29 U	0.28 U	0.29 U
1,3-DICHLOROPROPANE	0.28 U	0.35 U	0.28 U	0.32 U	0.28 U	0.26 U	0.24 U	0.28 U	0.27 U	0.28 U
1,4-DICHLOROBENZENE	0.55 U	0.67 U	0.54 U	0.62 U	0.54 U	0.505 U	0.47 U	0.54 U	0.52 U	0.54 U
2,2-DICHLOROPROPANE	0.78 U	0.96 U	0.78 U	0.88 U	0.76 U	0.71 U	0.66 U	0.77 U	0.74 U	0.77 U
2-BUTANONE	5.3 J	1.4 U	5.5 J	1.3 U	2.6 J	1.9	1.2 J	1.1 U	1.1 U	1.1 U
2-CHLOROETHYL VINYL ETHER	1.2 U	1.4 U	1.2 U	1.3 U	1.1 U	1.045 U	0.99 U	1.1 U	1.1 U	1.1 U
2-CHLOROTOLUENE	0.33 U	0.41 U	0.33 U	0.37 U	0.32 U	0.3 U	0.28 U	0.33 U	0.31 U	0.33 U
2-HEXANONE	0.52 U	0.64 U	0.52 U	0.59 U	0.51 U	0.475 U	0.44 U	0.51 U	0.5 U	0.52 U
4-CHLOROTOLUENE	0.34 U	0.42 U	0.34 U	0.38 U	0.33 U	0.31 U	0.29 U	0.33 U	0.32 U	0.34 U
4-ISOPROPYLTOLUENE	0.17 U	0.21 U	0.17 U	0.2 U	0.17 U	0.16 U	0.15 U	0.17 U	0.17 U	0.17 U
4-METHYL-2-PENTANONE	0.45 U	0.55 U	0.45 U	0.5 U	0.44 U	0.41 U	0.38 U	0.44 U	0.43 U	0.44 U
ACETONE	77 B	6.4 U	65 B	46 B	38 B	25 U	12 B	23 B	5 U	36 B
BENZENE	0.19 U	0.23 U	0.19 U	0.21 U	0.19 U	0.175 U	0.16 U	0.19 U	0.18 U	0.19 U
BROMOBENZENE	0.27 U	0.34 U	0.27 U	0.31 U	0.27 U	0.25 U	0.23 U	0.27 U	0.26 U	0.27 U
BROMOCHLOROMETHANE	0.59 U	0.72 U	0.59 U	0.66 U	0.58 U	0.54 U	0.5 U	0.58 U	0.56 U	0.58 U
BROMODICHLOROMETHANE	0.23 U	0.29 U	0.23 U	0.26 U	0.23 U	0.215 U	0.2 U	0.23 U	0.22 U	0.23 U
BROMOFORM	0.27 U	0.34 U	0.27 U	0.31 U	0.27 U	0.25 U	0.23 U	0.27 U	0.26 U	0.27 U
BROMOMETHANE	0.45 U	0.55 U	0.45 U	0.5 U	0.44 U	0.41 U	0.38 U	0.44 U	0.43 U	0.44 U
CARBON DISULFIDE	0.36 U	0.63 J	0.36 U	0.41 U	0.36 U	0.335 U	0.31 U	0.36 U	0.35 U	0.36 U
CARBON TETRACHLORIDE	0.31 U	0.38 U	0.31 U	0.35 U	0.3 U	0.28 U	0.26 U	0.3 U	0.29 U	0.3 U
CHLOROBENZENE	0.27 U	0.34 U	0.27 U	0.31 U	0.27 U	0.25 U	0.23 U	0.27 U	0.26 U	0.27 U
CHLORODIBROMOMETHANE	0.45 U	0.56 U	0.45 U	0.51 U	0.45 U	0.42 U	0.39 U	0.45 U	0.43 U	0.45 U
CHLOROETHANE	0.71 U	0.88 U	0.71 U	0.8 U	0.7 U	0.655 U	0.61 U	0.7 U	0.68 U	0.7 U
CHLOROFORM	0.24 U	0.3 U	0.24 U	0.27 U	0.24 U	0.22 U	0.2 U	0.24 U	0.23 U	0.24 U
CHLOROMETHANE	0.34 U	0.42 U	0.34 U	0.38 U	0.33 U	0.31 U	0.29 U	0.33 U	0.32 U	0.34 U
CIS-1,2-DICHLOROETHENE	0.3 U	0.37 U	0.3 U	11	0.29 U	0.27 U	0.25 U	2.9 J	0.28 J	4.9
CIS-1,3-DICHLOROPROPENE	0.28 U	0.35 U	0.28 U	0.32 U	0.28 U	0.26 U	0.24 U	0.28 U	0.27 U	0.28 U
DIBROMOMETHANE	0.52 U	0.64 U	0.52 U	0.59 U	0.51 U	0.475 U	0.44 U	0.51 U	0.5 U	0.52 U
DICHLORODIFLUOROMETHANE	0.41 U	0.51 U	0.41 U	0.47 U	0.41 U	0.38 U	0.35 U	0.41 U	0.39 U	0.41 U
DIISOPROPYL ETHER	1.2 U	1.5 U	1.2 U	1.4 U	1.2 U	1.15 U	1.1 U	1.2 U	1.2 U	1.2 U
ETHYL TERT-BUTYL ETHER	0.18 U	0.22 U	0.18 U	0.21 U	0.18 U	0.17 U	0.16 U	0.18 U	0.17 U	0.18 U
ETHYLBENZENE	0.21 U	0.26 U	0.21 U	0.24 U	0.21 U	0.195 U	0.18 U	0.21 U	0.2 U	0.21 U
HEXACHLOROBUTADIENE	0.99 U	1.2 U	0.99 U	1.1 U	0.97 U	0.91 U	0.85 U	0.98 U	0.94 U	0.98 U
ISOPROPYLBENZENE	0.13 U	0.16 U	0.13 U	0.15 U	0.13 U	0.12 U	0.11 U	0.13 U	0.13 U	0.13 U
M+P-XYLENES	0.99 U	1.2 U	0.99 U	1.1 U	0.97 U	0.91 U	0.85 U	0.98 U	0.94 U	0.98 U

LOCATION	DR-SB-214		DR-SB-215		DR-SB-216				DR-SB-217	
SAMPLE ID	DR-SB-214-0-20130828	DR-SB-214-10-20130828	DR-SB-215-0-20130828	DR-SB-215-06-20130828	DR-SB-216-02-20130828	DR-SB-216-02-20130828	DR-SB-216-02-20130828	DR-SB-216-06-20130828	DR-SB-217-02-04 20130828	DR-SB-217-06-08 20130828
SAMPLE DATE										
METHYL TERT-BUTYL ETHER	0.36 U	0.44 U	0.35 U	0.4 U	0.35 U	0.325 U	0.3 U	0.35 U	0.34 U	0.35 U
METHYLENE CHLORIDE	0.55 U	0.68 U	0.55 U	0.63 U	0.54 U	0.505 U	0.47 U	0.55 U	0.53 U	0.55 U
NAPHTHALENE	0.16 U	0.19 U	0.16 U	0.18 U	0.15 U	0.14 U	0.13 U	0.16 U	0.15 U	0.16 U
N-BUTYLBENZENE	0.19 U	0.23 U	0.19 U	0.21 U	0.19 U	0.175 U	0.16 U	0.19 U	0.18 U	0.19 U
N-PROPYLBENZENE	0.33 U	0.41 U	0.33 U	0.37 U	0.32 U	0.3 U	0.28 U	0.33 U	0.31 U	0.33 U
O-XYLENE	0.29 U	0.36 U	0.29 U	0.33 U	0.28 U	0.265 U	0.25 U	0.29 U	0.28 U	0.29 U
SEC-BUTYLBENZENE	0.15 U	0.18 U	0.15 U	0.17 U	0.15 U	0.14 U	0.13 U	0.15 U	0.14 U	0.15 U
STYRENE	0.12 U	0.15 U	0.12 U	0.14 U	0.12 U	0.115 U	0.11 U	0.12 U	0.12 U	0.12 U
TERT-AMYL METHYL ETHER	0.31 U	0.38 U	0.31 U	0.35 U	0.3 U	0.28 U	0.26 U	0.3 U	0.29 U	0.3 U
TERT-BUTYLBENZENE	0.24 U	0.3 U	0.24 U	0.27 U	0.24 U	0.22 U	0.2 U	0.24 U	0.23 U	0.24 U
TERTIARY-BUTYL ALCOHOL	6.3 UR	7.7 UR	6.3 UR	7.1 UR	6.2 UR	5.8 R	5.4 UR	6.2 UR	6 UR	6.2 UR
TETRACHLOROETHENE	0.43 U	0.53 U	0.43 U	0.49 U	0.42 U	0.395 U	0.37 U	0.42 U	0.41 U	0.43 U
TOLUENE	0.22 U	0.28 U	0.22 U	0.56 B	0.22 U	0.205 U	0.19 U	0.22 U	0.22 B	0.47 B
TOTAL XYLENES	0.29 U	0.36 U	0.29 U	0.33 U	0.28 U	0.265 U	0.25 U	0.29 U	0.28 U	0.29 U
TRANS-1,2-DICHLOROETHENE	0.34 U	0.42 U	0.34 U	0.38 U	0.33 U	0.31 U	0.29 U	0.33 U	0.32 U	0.34 U
TRANS-1,3-DICHLOROPROPENE	0.45 U	0.55 U	0.45 U	0.5 U	0.44 U	0.41 U	0.38 U	0.44 U	0.43 U	0.44 U
TRICHLOROETHENE	0.35 U	0.43 U	0.35 U	0.39 U	0.34 U	0.32 U	0.3 U	0.34 U	0.33 U	0.34 U
TRICHLOROFLUOROMETHANE	0.28 U	0.35 J	0.28 U	0.32 U	0.28 U	0.26 U	0.24 U	0.28 U	0.27 U	0.32 J
VINYL ACETATE	0.21 UR	0.25 UR	0.21 UR	0.23 UR	0.2 UR	0.19 R	0.18 UR	0.2 UR	0.2 UR	0.2 UR
VINYL CHLORIDE	0.32 U	0.57 J	0.32 U	13	0.32 U	0.3 U	0.28 U	2 J	0.31 U	1.8 J
SEMIVOLATILES (UG/KG)										
1,1-BIPHENYL	3.6 U	4.7 U	3.8 U	4.5 U	4.4 J	6.75	9.1 J	3.7 U	4 U	3.9 U
2,2'-OXYBIS(1-CHLOROPROPANE)	9.8 U	13 U	10 U	12 U	12 U	11 U	10 U	9.9 U	11 U	11 U
2,4,5-TRICHLOROPHENOL	26 U	33 U	27 U	32 U	31 U	28.5 U	26 U	26 U	29 U	28 U
2,4,6-TRICHLOROPHENOL	9.2 U	12 U	9.8 U	11 U	11 U	10.2 U	9.4 U	9.3 U	10 U	9.9 U
2,4-DICHLOROPHENOL	21 U	27 U	22 U	26 U	25 U	23 U	21 U	21 U	23 U	22 U
2,4-DIMETHYLPHENOL	21 U	27 U	22 U	26 U	25 U	23 U	21 U	21 U	23 U	22 U
2,4-DINITROPHENOL	22 U	28 U	23 U	27 U	26 U	24 U	22 U	22 U	24 U	23 U
2,4-DINITROTOLUENE	18 U	23 U	19 U	22 U	21 U	19.5 U	18 U	18 U	19 U	19 U
2,6-DINITROTOLUENE	22 U	28 U	23 U	27 U	26 U	24 U	22 U	22 U	24 U	23 U
2-CHLORONAPHTHALENE	0.46 U	0.6 U	0.49 U	0.58 U	0.56 U	0.52 U	0.48 U	0.47 U	0.51 U	0.5 U
2-CHLOROPHENOL	8.5 U	11 U	9 U	11 U	10 U	9.35 U	8.7 U	8.6 U	9.4 U	9.1 U
2-METHYLNAPHTHALENE	0.52 U	4.6 J	0.55 U	0.64 U	51	58	65	0.52 U	0.57 U	7.9
2-METHYLPHENOL	11 U	15 U	12 U	14 U	14 U	13 U	12 U	11 U	13 U	12 U
2-NITROANILINE	9.4 U	12 U	10 U	12 U	11 U	10.3 U	9.6 U	9.5 U	10 U	10 U
2-NITROPHENOL	8.6 U	11 U	9.1 U	11 U	10 U	9.4 U	8.8 U	8.7 U	9.5 U	9.2 U
3&4-METHYLPHENOL	21 U	27 U	22 U	26 U	25 U	23 U	21 U	21 U	23 U	22 U
3,3'-DICHLOROBENZIDINE	19 U	24 U	20 U	23 U	22 U	20.5 U	19 U	19 U	21 U	20 U
3-NITROANILINE	17 U	21 U	18 U	21 U	20 U	18.5 U	17 U	17 U	18 U	18 U
4,6-DINITRO-2-METHYLPHENOL	9.5 U	12 U	10 U	12 U	11 U	10.35 U	9.7 U	9.6 U	11 U	10 U
4-BROMOPHENYL PHENYL ETHER	13 U	17 U	14 U	17 U	16 U	15 U	14 U	14 U	15 U	14 U
4-CHLORO-3-METHYLPHENOL	22 U	28 U	23 U	27 U	26 U	24 U	22 U	22 U	24 U	23 U
4-CHLOROANILINE	18 U	23 U	19 U	22 U	21 U	19.5 U	18 U	18 U	19 U	19 U
4-CHLOROPHENYL PHENYL ETHER	13 U	17 U	14 U	17 U	16 U	15 U	14 U	14 U	15 U	14 U
4-NITROANILINE	27 U	35 U	29 U	34 U	32 U	29.5 U	27 U	27 U	30 U	29 U
4-NITROPHENOL	18 U	23 U	19 U	22 U	21 U	19.5 U	18 U	18 U	19 U	19 U
ACENAPHTHENE	0.78 U	1 U	0.83 U	0.98 U	14	16.5	19	0.79 U	0.87 U	5.6 J
ACENAPHTHYLENE	0.36 U	0.47 U	0.38 U	0.45 U	0.44 U	3.06	5.9 J	0.37 U	0.4 U	4.6 J
ACETOPHENONE	9.5 U	12 U	10 U	12 U	11 U	10.35 U	9.7 U	9.6 U	11 U	10 U
ANTHRACENE	0.81 U	1 U	0.86 U	1 U	9.7	12.85	16	0.81 U	4 J	11
ATRAZINE	9.4 U	12 U	10 U	12 U	11 U	10.3 U	9.6 U	9.5 U	10 U	10 U
BENZALDEHYDE	12 UL	16 UL	13 UL	15 UL	15 UL	14 U	13 UL	13 UL	14 UL	13 UL
BENZO(A)ANTHRACENE	16	19	0.69 U	0.81 U	14 J	25	36 J	0.66 U	12	44

LOCATION	DR-SB-214		DR-SB-215		DR-SB-216				DR-SB-217	
SAMPLE ID	DR-SB-214-0-20130828	DR-SB-214-10-20130828	DR-SB-215-0-20130828	DR-SB-215-06-20130828	DR-SB-216-02-20130828	DR-SB-216-02-20130828	DR-SB-216-02-20130828	DR-SB-216-06-20130828	DR-SB-217-02-04 20130828	DR-SB-217-06-08 20130828
SAMPLE DATE										
BENZO(A)PYRENE	18	17	0.7 U	0.82 U	12 J	28	44 J	0.67 U	11	40
BENZO(B)FLUORANTHENE	30	31	0.65 U	0.76 U	15 J	35	55 J	0.62 U	15	56
BENZO(G,H,I)PERYLENE	16	13	0.38 U	0.45 U	11 J	23	35 J	0.37 U	7.9	31
BENZO(K)FLUORANTHENE	9.2	9	0.75 U	0.88 U	5.4 J	11.7	18	0.71 U	5 J	20
BIS(2-CHLOROETHOXY)METHANE	23 U	29 U	24 U	28 U	27 U	25 U	23 U	23 U	25 U	24 U
BIS(2-CHLOROETHYL)ETHER	2.1 U	2.7 U	2.2 U	2.6 U	2.5 U	2.3 U	2.1 U	2.1 U	2.3 U	2.2 U
BIS(2-ETHYLHEXYL)PHTHALATE	44 B	50 B	21 U	29 J	24 U	23	34 J	20 U	22 U	21 U
BUTYL BENZYL PHTHALATE	10 U	13 U	11 U	13 U	12 U	11.5 U	11 U	10 U	11 U	11 U
CAPROLACTAM	38 U	49 U	41 U	48 U	46 U	42.5 U	39 U	39 U	42 U	41 U
CARBAZOLE	28 U	36 U	30 U	35 U	34 U	31.5 U	29 U	28 U	31 U	30 U
CHRYSENE	26	20	1.2 U	1.4 U	16 J	31.5	47 J	1.1 U	13	51
DIBENZO(A,H)ANTHRACENE	0.68 U	0.88 U	0.72 U	0.85 U	0.82 U	4.905	9.4	0.69 U	0.75 U	0.73 U
DIBENZOFURAN	0.68 U	0.88 U	0.72 U	0.85 U	5.3 J	7.1	8.9 J	0.69 U	0.75 U	0.73 U
DIETHYL PHTHALATE	17 U	31 B	18 U	21 U	20 U	18.5 U	17 U	17 U	18 U	18 U
DIMETHYL PHTHALATE	18 U	23 U	19 U	22 U	21 U	19.5 U	18 U	18 U	19 U	19 U
DI-N-BUTYL PHTHALATE	67 B	26 B	16 U	38 J	19 J	13.5	16 U	24 J	17 U	33 J
DI-N-OCTYL PHTHALATE	8.2 U	11 U	8.7 U	10 U	9.8 U	9.05 U	8.3 U	8.2 U	9 U	8.8 U
FLUORANTHENE	53	47	5.5 J	9.1	32 J	53	74 J	0.57 U	31	88
FLUORENE	0.55 U	0.71 U	0.58 U	0.68 U	17	21	25	0.55 U	0.61 U	6.9 J
HEXACHLOROBENZENE	2.2 U	2.8 U	2.3 U	2.7 U	2.6 U	2.4 U	2.2 U	2.2 U	2.4 U	2.3 U
HEXACHLOROBUTADIENE	5.8 U	7.5 U	6.2 U	7.2 U	7 U	6.45 U	5.9 U	5.8 U	6.4 U	6.2 U
HEXACHLOROCYCLOPENTADIENE	8.4 U	11 U	8.9 U	10 U	10 U	9.3 U	8.6 U	8.5 U	9.3 U	9 U
HEXACHLOROETHANE	9.3 U	12 U	9.9 U	12 U	11 U	10.25 U	9.5 U	9.4 U	10 U	10 U
INDENO(1,2,3-CD)PYRENE	12	12	0.38 U	0.45 U	8.4 J	19.2	30 J	0.37 U	6.7 J	25
ISOPHORONE	13 U	17 U	14 U	17 U	16 U	15 U	14 U	14 U	15 U	14 U
NAPHTHALENE	0.85 U	6.4 J	0.9 U	1.1 U	30 J	51.5	73 J	0.86 U	0.94 U	8.6
NITROBENZENE	2.3 U	2.9 U	2.4 U	2.8 U	2.7 U	2.5 U	2.3 U	2.3 U	2.5 U	2.4 U
N-NITROSODIMETHYLAMINE	17 U	21 U	18 U	21 U	20 U	18.5 U	17 U	17 U	18 U	18 U
N-NITROSO-DI-N-PROPYLAMINE	6.5 U	8.4 U	6.9 U	8.1 U	7.8 U	7.25 U	6.7 U	6.6 U	7.2 U	7 U
N-NITROSODIPHENYLAMINE	22 U	28 U	23 U	27 U	26 U	24 U	22 U	22 U	24 U	23 U
PENTACHLOROPHENOL	9.4 U	12 U	10 U	12 U	11 U	10.3 U	9.6 U	9.5 U	10 U	10 U
PHENANTHRENE	33	10	0.8 U	8.3 J	53	66.5	80	0.76 U	9.9	55
PHENOL	7.5 U	9.8 U	8 U	9.4 U	9.1 U	8.4 U	7.7 U	7.6 U	8.3 U	8.1 U
PYRENE	40	40	5 J	9.5	35 J	51	67 J	0.46 U	25	85
PCBS (UG/KG)										
AROCLOR-1016	22 U	28 U	23 U	28 U	26 U	24 U	22 U	22 U	24 U	23 U
AROCLOR-1221	17 U	21 U	17 U	21 U	20 U	18.5 U	17 U	17 U	18 U	18 U
AROCLOR-1232	15 U	19 U	15 U	18 U	18 U	16.5 U	15 U	15 U	16 U	16 U
AROCLOR-1242	14 U	17 U	14 U	17 U	16 U	15 U	14 U	14 U	15 U	14 U
AROCLOR-1248	18 U	23 U	19 U	22 U	21 U	19.5 U	18 U	18 U	19 U	19 U
AROCLOR-1254	18 U	23 U	19 U	22 U	21 U	19.5 U	18 U	18 U	19 U	19 U
AROCLOR-1260	18 U	23 U	19 U	22 U	21 U	19.5 U	18 U	18 U	19 U	19 U
METALS (MG/KG)										
ANTIMONY	0.4 U	0.5 B	0.37 U	0.45 U	0.45 U	0.395 U	0.34 U	0.48 B	0.33 U	0.36 U
ARSENIC	0.35 J	0.92 J	3.6 J	8 J	5.4 J	3.35	1.3 J	6.1 J	5.8 J	5.2 J
BARIUM	2.7 J	2.9 J	12 J	12 J	9.4 J	16.2	23	14 J	14 J	29
BERYLLIUM	0.044 U	0.05 U	0.38 J	0.26 J	0.92	0.55	0.18 J	0.58	1.1	0.35 J
CADMIUM	0.037 U	0.3 J	0.035 U	0.042 U	0.042 U	0.0365 U	0.031 U	0.034 U	0.056 J	0.1 J
CHROMIUM	2.9 J	31 J	23 J	34 J	36 J	24	12 J	35 J	30 J	20 J
COBALT	0.31 J	0.4 J	6.3 J	4.1 J	5.5 J	3.5	1.5 J	7 J	8.2 J	11 J
COPPER	1.5 J	4.5 J	17 J	24 J	24 J	14.9	5.8 J	17 J	19 J	20 J
LEAD	0.61 J	3.7	3.4	5.7	3.4	4.05	4.7	8.4	4.5	9.1
MERCURY	0.018 U	0.021 U	0.016 U	0.021 U	0.018 U	0.019	0.029 J	0.015 U	0.015 U	0.019 U

LOCATION	DR-SB-214		DR-SB-215		DR-SB-216				DR-SB-217	
SAMPLE ID	DR-SB-214-0-20130828	DR-SB-214-10-20130828	DR-SB-215-0-20130828	DR-SB-215-06-20130828	DR-SB-216-02-20130828	DR-SB-216-02-20130828	DR-SB-216-02-20130828	DR-SB-216-06-20130828	DR-SB-217-02-04 20130828	DR-SB-217-06-08 20130828
SAMPLE DATE										
MOLYBDENUM	0.28 U	0.32 U	0.26 U	0.52 B	0.31 U	0.27 U	0.23 U	0.28 B	0.31 B	0.26 B
NICKEL	0.4 J	0.56 J	8.9 J	5.4 J	13 J	7.9	2.8 J	11 J	22 J	9.4 J
SELENIUM	0.46 U	0.53 U	0.43 U	0.56 J	0.52 U	0.455 U	0.39 U	0.42 U	0.38 U	0.42 U
SILVER	0.1 U	0.12 U	0.096 U	0.12 U	0.12 U	0.103 U	0.086 U	0.094 U	0.085 U	0.093 U
THALLIUM	0.57 U	0.65 U	0.53 U	0.64 U	0.64 U	0.56 U	0.48 U	0.52 U	0.47 U	0.51 U
VANADIUM	2.2 J	2.3 J	38 J	50 J	77 J	45	13 J	77 J	64 J	30 J
ZINC	2.4 B	16	14	25	19	21	23	17	27	29
MISCELLANEOUS PARAMETERS (MG/KG)										
HEXAVALENT CHROMIUM	0.28 U	0.36 U	0.29 U	0.35 U	0.34 U	0.415 U	0.49 B	0.48 B	0.31 U	0.3 U
PETROLEUM HYDROCARBONS (UG/KG)										
TPH (C06-C10)	45 U	97 J	47 U	58 U	55 U	50.5 U	46 U	46 U	53 U	51 U
PETROLEUM HYDROCARBONS (MG/KG)										
TPH (C10-C32)	9.4 U	26	9.9 U	12 U	12 U	10.85 U	9.7 U	9.7 U	11 U	10 U

LOCATION	DR-SB-218		DR-SB-219		DR-SB-220		DR-SB-221		DR-SB-222	
SAMPLE ID	DR-SB-218-02-04	DR-SB-218-06-08	DR-SB-219-02-04	DR-SB-219-08-10	DR-SB-220-02-04	DR-SB-220-04-06	DR-SB-221-04-06	DR-SB-221-08-10	DR-SB-222-02-04	DR-SB-222-08-10
SAMPLE DATE	20130828	20130828	20130829	20130829	20130829	20130829	20130829	20130829	20130829	20130829
VOLATILES (UG/KG)										
1,1,1,2-TETRACHLOROETHANE	0.54 U	0.48 U	0.5 U	0.59 U	0.51 U	0.5 U	1.1 U	0.59 U	0.58 U	0.63 U
1,1,1-TRICHLOROETHANE	0.49 U	0.44 U	0.45 U	0.53 U	0.46 U	0.45 U	0.96 U	0.53 U	0.52 U	0.57 U
1,1,2,2-TETRACHLOROETHANE	0.3 U	0.26 U	0.27 U	0.32 U	0.28 U	0.28 U	0.58 U	0.32 U	0.32 U	0.34 U
1,1,2-TRICHLOROTRIFLUOROETHANE	1.1 U	1 U	1 U	1.2 U	1.1 U	1.1 U	2.2 U	1.2 U	1.2 U	1.3 U
1,1-DICHLOROETHANE	0.31 U	0.28 U	0.29 U	0.34 U	0.29 U	0.29 U	0.62 U	0.34 U	0.34 U	0.36 U
1,1-DICHLOROETHENE	0.45 U	0.4 U	0.42 U	0.49 U	0.42 U	0.42 U	0.89 U	0.5 U	0.48 U	0.52 U
1,1-DICHLOROPROPENE	0.26 U	0.23 U	0.24 U	0.28 U	0.25 U	0.24 U	0.51 U	0.29 U	0.28 U	0.3 U
1,2,3-TRICHLOROBENZENE	0.33 U	0.3 U	0.3 U	0.36 U	0.31 U	0.31 U	0.65 U	0.36 U	0.35 U	0.38 U
1,2,3-TRICHLOROPROPANE	0.78 U	0.7 U	0.72 U	0.85 U	0.74 U	0.73 U	1.5 U	0.86 U	0.84 U	0.91 U
1,2,3-TRIMETHYLBENZENE	0.15 U	0.13 U	0.14 U	0.16 U	0.14 U	0.14 U	0.29 U	0.16 U	0.16 U	0.17 U
1,2,4-TRICHLOROBENZENE	0.23 U	0.21 U	0.22 U	0.26 U	0.22 U	0.22 U	0.46 U	0.26 U	0.25 U	0.27 U
1,2,4-TRIMETHYLBENZENE	0.57 U	0.51 U	0.52 U	0.61 U	0.53 U	0.53 U	1.1 U	0.62 U	0.61 U	0.66 U
1,2-DIBROMO-3-CHLOROPROPANE	1.1 U	1 U	1 U	1.2 U	1.1 U	1.1 U	2.2 U	1.2 U	1.2 U	1.3 U
1,2-DIBROMOETHANE	0.43 U	0.39 U	0.4 U	0.47 U	0.41 U	0.41 U	0.86 U	0.48 U	0.47 U	0.5 U
1,2-DICHLOROBENZENE	0.31 U	0.28 U	0.29 U	0.34 U	0.29 U	0.29 U	0.62 U	0.34 U	0.34 U	0.36 U
1,2-DICHLOROETHANE	0.3 U	0.26 U	0.27 U	0.32 U	0.28 U	0.28 U	0.58 U	0.32 U	0.32 U	0.34 U
1,2-DICHLOROPROPANE	0.6 U	0.54 U	0.55 U	0.65 U	0.56 U	0.56 U	1.2 U	0.66 U	0.64 U	0.7 U
1,3-DICHLOROBENZENE	0.3 U	0.27 U	0.28 U	0.33 U	0.29 U	0.28 U	0.6 U	0.33 U	0.33 U	0.35 U
1,3-DICHLOROPROPANE	0.3 U	0.26 U	0.27 U	0.32 U	0.28 U	0.28 U	0.58 U	0.32 U	0.32 U	0.34 U
1,4-DICHLOROBENZENE	0.57 U	0.51 U	0.53 U	0.62 U	0.54 U	0.54 U	1.1 U	0.63 U	0.61 U	0.67 U
2,2-DICHLOROPROPANE	0.82 U	0.73 U	0.75 U	0.89 U	0.77 U	0.76 U	1.6 U	0.9 U	0.87 U	0.95 U
2-BUTANONE	1.3 J	3.9 J	17	1.3 J	5.5 J	10 J	8.2 J	28	1.3 U	1.4 U
2-CHLOROETHYL VINYL ETHER	1.2 U	1.1 U	1.1 U	1.3 U	1.1 U	1.1 U	2.4 U	1.3 U	1.3 U	1.4 U
2-CHLOROTOLUENE	0.35 U	0.31 U	0.32 U	0.38 U	0.33 U	0.32 U	0.68 U	0.38 U	0.37 U	0.4 U
2-HEXANONE	0.55 U	0.49 U	0.5 U	0.6 U	0.51 U	0.51 U	1.1 U	0.6 U	0.59 U	0.64 U
4-CHLOROTOLUENE	0.36 U	0.32 U	0.33 U	0.39 U	0.33 U	0.33 U	0.7 U	0.39 U	0.38 U	0.41 U
4-ISOPROPYLTOLUENE	0.18 U	0.16 U	0.17 U	0.2 U	0.17 U	0.17 U	0.36 U	0.2 U	0.2 U	0.21 U
4-METHYL-2-PENTANONE	0.47 U	0.42 U	0.43 U	0.51 U	0.44 U	0.44 U	0.92 U	0.51 U	0.5 U	0.55 U
ACETONE	26 B	29 B	88	23 B	67 B	96	120	130	13 B	32 B
BENZENE	0.2 U	0.18 U	0.18 U	0.22 U	0.19 U	0.19 U	0.39 U	0.22 U	0.21 U	0.23 U
BROMOBENZENE	0.29 U	0.26 U	0.26 U	0.31 U	0.27 U	0.27 U	0.56 U	0.31 U	0.31 U	0.33 U
BROMOCHLOROMETHANE	0.62 U	0.55 U	0.57 U	0.67 U	0.58 U	0.58 U	1.2 U	0.68 U	0.66 U	0.72 U
BROMODICHLOROMETHANE	0.24 U	0.22 U	0.22 U	0.26 U	0.23 U	0.23 U	0.48 U	0.27 U	0.26 U	0.28 U
BROMOFORM	0.29 U	0.26 U	0.26 U	0.31 U	0.27 U	0.27 U	0.56 U	0.31 U	0.31 U	0.33 U
BROMOMETHANE	0.47 U	0.42 U	0.43 U	0.51 U	0.44 U	0.44 U	0.92 U	0.51 U	0.5 U	0.55 U
CARBON DISULFIDE	0.38 U	0.34 U	0.51 J	0.42 U	0.37 J	0.53 J	1.2 J	1 J	0.41 U	0.95 J
CARBON TETRACHLORIDE	0.32 U	0.29 U	0.3 U	0.35 U	0.3 U	0.3 U	0.63 U	0.35 U	0.34 U	0.37 U
CHLOROBENZENE	0.29 U	0.26 U	0.26 U	0.31 U	0.27 U	0.27 U	0.56 U	0.31 U	0.31 U	0.33 U
CHLORODIBROMOMETHANE	0.48 U	0.43 U	0.44 U	0.52 U	0.45 U	0.45 U	0.94 U	0.52 U	0.51 U	0.56 U
CHLOROETHANE	0.75 U	0.67 U	0.69 U	0.81 U	0.7 U	0.7 U	1.5 U	0.82 U	0.8 U	0.87 U
CHLOROFORM	0.25 U	0.23 U	0.23 U	0.27 U	0.24 U	0.24 U	0.5 U	0.28 U	0.27 U	0.29 U
CHLOROMETHANE	0.36 U	0.32 U	0.33 U	0.39 U	0.33 U	0.33 U	0.7 U	0.39 U	0.38 U	0.41 U
CIS-1,2-DICHLOROETHENE	0.31 U	0.28 U	0.29 U	0.34 U	0.29 U	0.29 U	0.62 U	0.34 U	0.34 U	8.1
CIS-1,3-DICHLOROPROPENE	0.3 U	0.26 U	0.27 U	0.32 U	0.28 U	0.28 U	0.58 U	0.32 U	0.32 U	0.34 U
DIBROMOMETHANE	0.55 U	0.49 U	0.5 U	0.6 U	0.51 U	0.51 U	1.1 U	0.6 U	0.59 U	0.64 U
DICHLORODIFLUOROMETHANE	0.43 U	0.39 U	0.4 U	0.47 U	0.41 U	0.41 U	0.86 U	0.48 U	0.47 U	0.5 U
DIISOPROPYL ETHER	1.3 U	1.2 U	1.2 U	1.4 U	1.2 U	1.2 U	2.6 U	1.4 U	1.4 U	1.5 U
ETHYL TERT-BUTYL ETHER	0.19 U	0.17 U	0.18 U	0.21 U	0.18 U	0.18 U	0.38 U	0.21 U	0.2 U	0.22 U
ETHYLBENZENE	0.23 U	0.2 U	0.21 U	0.25 U	0.21 U	0.21 U	0.44 U	0.25 U	0.24 U	0.26 U
HEXACHLOROBUTADIENE	1 U	0.93 U	0.96 U	1.1 U	0.98 U	0.97 U	2.1 U	1.1 U	1.1 U	1.2 U
ISOPROPYLBENZENE	0.14 U	0.12 U	0.13 U	0.15 U	0.13 U	0.13 U	0.27 U	0.15 U	0.15 U	0.16 U
M+P-XYLENES	1 U	0.93 U	0.96 U	1.1 U	0.98 U	0.97 U	2.1 U	1.1 U	1.1 U	1.2 U

LOCATION	DR-SB-218		DR-SB-219		DR-SB-220		DR-SB-221		DR-SB-222	
SAMPLE ID	DR-SB-218-02-04	DR-SB-218-06-08	DR-SB-219-02-04	DR-SB-219-08-10	DR-SB-220-02-04	DR-SB-220-04-06	DR-SB-221-04-06	DR-SB-221-08-10	DR-SB-222-02-04	DR-SB-222-08-10
SAMPLE DATE	20130828	20130828	20130829	20130829	20130829	20130829	20130829	20130829	20130829	20130829
METHYL TERT-BUTYL ETHER	0.37 U	0.33 U	0.34 U	0.41 U	0.35 U	0.35 U	0.74 U	0.41 U	0.4 U	0.43 U
METHYLENE CHLORIDE	0.58 U	0.52 U	0.54 U	0.63 U	0.55 U	0.54 U	1.1 U	0.64 U	0.62 U	0.68 U
NAPHTHALENE	5.3	0.15 J	3.4 J	0.18 U	0.16 U	0.15 U	0.33 U	0.18 U	0.18 U	0.19 U
N-BUTYLBENZENE	0.2 U	0.18 U	0.18 U	0.22 U	0.19 U	0.19 U	0.39 U	0.22 U	0.21 U	0.23 U
N-PROPYLBENZENE	0.35 U	0.31 U	0.32 U	0.38 U	0.33 U	0.32 U	0.68 U	0.38 U	0.37 U	0.4 U
O-XYLENE	0.3 U	0.27 U	0.28 U	0.33 U	0.29 U	0.28 U	0.6 U	0.33 U	0.33 U	0.35 U
SEC-BUTYLBENZENE	0.16 U	0.14 U	0.14 U	0.17 U	0.15 U	0.15 U	0.31 U	0.17 U	0.17 U	0.18 U
STYRENE	0.13 U	0.12 U	0.12 U	0.14 U	0.12 U	0.12 U	0.26 U	0.14 U	0.14 U	0.15 U
TERT-AMYL METHYL ETHER	0.32 U	0.29 U	0.3 U	0.35 U	0.3 U	0.3 U	0.63 U	0.35 U	0.34 U	0.37 U
TERT-BUTYLBENZENE	0.25 U	0.23 U	0.23 U	0.27 U	0.24 U	0.24 U	0.5 U	0.28 U	0.27 U	0.29 U
TERTIARY-BUTYL ALCOHOL	6.6 UR	5.9 UR	6.1 UR	7.2 UR	6.2 UR	6.2 UR	13 UR	7.2 UR	7.1 UR	7.7 UR
TETRACHLOROETHENE	0.45 U	0.4 U	0.42 U	0.49 U	0.42 U	0.42 U	0.89 U	0.5 U	0.48 U	0.52 U
TOLUENE	0.23 U	1.5 B	0.22 U	0.26 U	0.22 U	0.22 U	0.46 U	1.9 J	0.25 U	0.27 U
TOTAL XYLENES	0.3 U	0.27 U	0.28 U	0.33 U	0.29 U	0.28 U	0.6 U	0.33 U	0.33 U	0.35 U
TRANS-1,2-DICHLOROETHENE	0.36 U	0.32 U	0.33 U	0.39 U	0.33 U	0.33 U	0.7 U	0.39 U	0.38 U	0.41 U
TRANS-1,3-DICHLOROPROPENE	0.47 U	0.42 U	0.43 U	0.51 U	0.44 U	0.44 U	0.92 U	0.51 U	0.5 U	0.55 U
TRICHLOROETHENE	0.37 U	0.33 U	0.34 U	0.4 U	0.34 U	0.34 U	0.72 U	0.4 U	0.39 U	0.59 J
TRICHLOROFLUOROMETHANE	0.3 U	0.26 U	0.27 U	0.32 U	0.28 U	0.28 U	0.58 U	0.32 U	0.32 U	0.34 U
VINYL ACETATE	0.22 UR	0.19 UR	0.2 UR	0.24 UR	0.2 UR	0.2 UR	0.43 UR	0.24 UR	0.23 UR	0.25 UR
VINYL CHLORIDE	0.34 U	0.3 U	0.31 U	0.37 U	0.32 U	0.32 U	0.67 U	0.37 U	0.36 U	0.39 U
SEMIVOLATILES (UG/KG)										
1,1-BIPHENYL	4.2 U	4 U	3.9 U	3.9 U	4 U	4.1 U	6.4 U	4.2 U	4.2 U	4.2 U
2,2'-OXYBIS(1-CHLOROPROPANE)	11 U	11 U	11 U	11 U	11 U	11 U	17 U	11 U	11 U	11 U
2,4,5-TRICHLOROPHENOL	30 U	28 U	28 U	28 U	29 U	29 U	46 U	30 U	30 U	30 U
2,4,6-TRICHLOROPHENOL	11 U	10 U	9.9 U	9.8 U	10 U	10 U	16 U	11 U	11 U	11 U
2,4-DICHLOROPHENOL	24 U	23 U	22 U	22 U	23 U	24 U	37 U	24 U	24 U	24 U
2,4-DIMETHYLPHENOL	24 U	23 U	22 U	22 U	23 U	24 U	37 U	24 U	24 U	24 U
2,4-DINITROPHENOL	25 U	24 U	23 U	23 U	24 U	25 U	39 U	25 U	25 U	25 U
2,4-DINITROTOLUENE	20 U	19 U	19 U	19 U	20 U	20 U	31 U	20 U	20 U	20 U
2,6-DINITROTOLUENE	25 U	24 U	23 U	23 U	24 U	25 U	39 U	25 U	25 U	25 U
2-CHLORONAPHTHALENE	0.54 U	0.51 U	0.5 U	0.5 U	0.52 U	0.53 U	0.83 U	0.54 U	0.54 U	0.53 U
2-CHLOROPHENOL	9.8 U	9.3 U	9.1 U	9.1 U	9.5 U	9.7 U	15 U	9.8 U	9.9 U	9.7 U
2-METHYLNAPHTHALENE	22	0.57 U	0.55 U	0.55 U	0.58 U	0.59 U	8.2 J	0.6 U	13	0.59 U
2-METHYLPHENOL	13 U	13 U	12 U	12 U	13 U	13 U	20 U	13 U	13 U	13 U
2-NITROANILINE	11 U	10 U	10 U	10 U	10 U	11 U	17 U	11 U	11 U	11 U
2-NITROPHENOL	10 U	9.4 U	9.2 U	9.2 U	9.6 U	9.8 U	15 U	9.9 U	10 U	9.9 U
3&4-METHYLPHENOL	24 U	23 U	22 U	22 U	23 U	24 U	37 U	24 U	24 U	24 U
3,3'-DICHLOROBENZIDINE	22 U	20 U	20 U	20 U	21 U	21 U	33 U	22 U	22 U	21 U
3-NITROANILINE	19 U	18 U	18 U	18 U	18 U	19 U	29 U	19 U	19 U	19 U
4,6-DINITRO-2-METHYLPHENOL	11 U	10 U	10 U	10 U	11 U	11 U	17 U	11 U	11 U	11 U
4-BROMOPHENYL PHENYL ETHER	16 U	15 U	14 U	14 U	15 U	15 U	24 U	16 U	16 U	15 U
4-CHLORO-3-METHYLPHENOL	25 U	24 U	23 U	23 U	24 U	25 U	39 U	25 U	25 U	25 U
4-CHLOROANILINE	20 U	19 U	19 U	19 U	20 U	20 U	31 U	20 U	20 U	20 U
4-CHLOROPHENYL PHENYL ETHER	16 U	15 U	14 U	14 U	15 U	15 U	24 U	16 U	16 U	15 U
4-NITROANILINE	31 U	30 U	29 U	29 U	30 U	31 U	48 U	31 U	31 U	31 U
4-NITROPHENOL	20 U	19 U	19 U	19 U	20 U	20 U	31 U	20 U	20 U	20 U
ACENAPHTHENE	6.5 J	0.86 U	0.84 U	0.84 U	0.88 U	0.9 U	1.4 U	0.91 U	0.92 U	0.9 U
ACENAPHTHYLENE	0.42 U	0.4 U	0.39 U	0.39 U	0.4 U	0.41 U	0.64 U	0.42 U	0.42 U	0.42 U
ACETOPHENONE	11 U	10 U	10 U	10 U	11 U	11 U	17 U	11 U	11 U	11 U
ANTHRACENE	0.94 U	0.89 U	6 J	0.86 U	6.2 J	5.8 J	8.8 J	0.93 U	0.94 U	0.93 U
ATRAZINE	11 U	10 U	10 U	10 U	10 U	11 U	17 U	11 U	11 U	11 U
BENZALDEHYDE	14 UL	14 UL	13 UL	13 UL	14 UL	14 UL	22 UL	14 UL	14 UL	14 UL
BENZO(A)ANTHRACENE	0.76 U	0.72 U	31	0.7 U	12	18	19	0.75 U	0.76 U	16

LOCATION	DR-SB-218		DR-SB-219		DR-SB-220		DR-SB-221		DR-SB-222	
SAMPLE ID	DR-SB-218-02-04	DR-SB-218-06-08	DR-SB-219-02-04	DR-SB-219-08-10	DR-SB-220-02-04	DR-SB-220-04-06	DR-SB-221-04-06	DR-SB-221-08-10	DR-SB-222-02-04	DR-SB-222-08-10
SAMPLE DATE	20130828	20130828	20130829	20130829	20130829	20130829	20130829	20130829	20130829	20130829
BENZO(A)PYRENE	4.6 J	0.73 U	29	0.71 U	12	20	13	0.77 U	0.77 U	18
BENZO(B)FLUORANTHENE	5.9 J	6 J	44	0.65 U	17	28	22	0.71 U	5.3 J	33
BENZO(G,H,I)PERYLENE	0.42 U	0.4 U	19	0.39 U	13	17	0.64 U	0.42 U	0.42 U	16
BENZO(K)FLUORANTHENE	0.82 U	0.77 U	13	0.75 U	6.9 J	9.7	6.9 J	0.81 U	0.82 U	6.8 J
BIS(2-CHLOROETHOXY)METHANE	26 U	25 U	24 U	24 U	25 U	26 U	40 U	26 U	27 U	26 U
BIS(2-CHLOROETHYL)ETHER	2.4 U	2.3 U	2.2 U	2.2 U	2.3 U	2.4 U	3.7 U	2.4 U	2.4 U	2.4 U
BIS(2-ETHYLHEXYL)PHTHALATE	24 J	22 U	21 U	60 J	27 J	36 J	35 U	23 U	28 J	37 J
BUTYL BENZYL PHTHALATE	12 U	11 U	11 U	11 U	12 U	12 U	18 U	12 U	12 U	12 U
CAPROLACTAM	44 U	42 U	41 U	41 U	43 U	44 U	68 U	44 U	45 U	44 U
CARBAZOLE	32 U	31 U	30 U	30 U	31 U	32 U	50 U	32 U	33 U	32 U
CHRYSENE	1.3 U	1.3 U	34	1.2 U	11	26	16	1.3 U	1.3 U	28
DIBENZO(A,H)ANTHRACENE	0.79 U	0.75 U	0.73 U	0.73 U	0.76 U	0.78 U	1.2 U	0.79 U	0.8 U	0.78 U
DIBENZOFURAN	0.79 U	0.75 U	0.73 U	0.73 U	0.76 U	0.78 U	1.2 U	0.79 U	0.8 U	0.78 U
DIETHYL PHTHALATE	19 U	18 U	18 U	18 U	18 U	19 U	29 U	19 U	19 U	19 U
DIMETHYL PHTHALATE	20 U	19 U	19 U	19 U	20 U	20 U	31 U	20 U	20 U	20 U
DI-N-BUTYL PHTHALATE	38 J	19 J	17 U	24 J	22 J	20 J	30 J	31 J	43 J	18 U
DI-N-OCTYL PHTHALATE	9.5 U	9 U	8.8 U	8.7 U	9.1 U	9.3 U	15 U	9.5 U	9.5 U	9.4 U
FLUORANTHENE	10	4.8 J	66	4.1 J	29	47	35	5.1 J	6 J	69
FLUORENE	8.3	0.6 U	0.59 U	0.59 U	5.1 J	0.62 U	0.97 U	0.63 U	0.64 U	0.63 U
HEXACHLOROBENZENE	2.5 U	2.4 U	2.3 U	2.3 U	2.4 U	2.5 U	3.9 U	2.5 U	2.5 U	2.5 U
HEXACHLOROBUTADIENE	6.7 U	6.4 U	6.2 U	6.2 U	6.5 U	6.6 U	10 U	6.7 U	6.7 U	6.6 U
HEXACHLOROCYCLOPENTADIENE	9.7 U	9.2 U	9 U	9 U	9.3 U	9.5 U	15 U	9.7 U	9.8 U	9.6 U
HEXACHLOROETHANE	11 U	10 U	10 U	10 U	10 U	11 U	17 U	11 U	11 U	11 U
INDENO(1,2,3-CD)PYRENE	0.42 U	0.4 U	17	0.39 U	11	13	0.64 U	0.42 U	0.42 U	12
ISOPHORONE	16 U	15 U	14 U	14 U	15 U	15 U	24 U	16 U	16 U	15 U
NAPHTHALENE	17	0.93 U	0.91 U	0.91 U	0.95 U	4.5 J	8.3 J	0.98 U	0.99 U	0.97 U
NITROBENZENE	2.6 U	2.5 U	2.4 U	2.4 U	2.5 U	2.6 U	4 U	2.6 U	2.7 U	2.6 U
N-NITROSODIMETHYLAMINE	19 U	18 U	18 U	18 U	18 U	19 U	29 U	19 U	19 U	19 U
N-NITROSO-DI-N-PROPYLAMINE	7.6 U	7.2 U	7 U	7 U	7.3 U	7.4 U	12 U	7.5 U	7.6 U	7.5 U
N-NITROSODIPHENYLAMINE	25 U	24 U	23 U	23 U	24 U	25 U	39 U	25 U	25 U	25 U
PENTACHLOROPHENOL	11 U	10 U	10 U	10 U	10 U	11 U	17 U	11 U	11 U	11 U
PHENANTHRENE	15	0.83 U	28	0.81 U	25	37	27	0.87 U	17	51
PHENOL	8.8 U	8.3 U	8.1 U	8.1 U	8.4 U	8.6 U	13 U	8.7 U	8.8 U	8.7 U
PYRENE	9.5	0.5 U	56	0.49 U	24	45	27	3.4 J	4.1 J	51
PCBS (UG/KG)										
AROCLOR-1016	26 U	24 U	24 U	23 U	24 U	25 U	38 U	26 U	25 U	25 U
AROCLOR-1221	20 U	18 U	18 U	18 U	19 U	19 U	29 U	19 U	19 U	19 U
AROCLOR-1232	17 U	16 U	16 U	15 U	16 U	16 U	26 U	17 U	16 U	17 U
AROCLOR-1242	16 U	15 U	15 U	14 U	15 U	15 U	24 U	16 U	15 U	15 U
AROCLOR-1248	21 U	19 U	19 U	19 U	20 U	20 U	31 U	21 U	20 U	20 U
AROCLOR-1254	21 U	19 U	19 U	19 U	20 U	20 U	31 U	21 U	20 U	20 U
AROCLOR-1260	21 U	19 U	19 U	19 U	20 U	20 U	31 U	21 U	20 U	20 U
METALS (MG/KG)										
ANTIMONY	0.39 U	1.9 U	0.38 U	0.4 U	0.45 B	0.5 B	0.63 B	0.45 U	0.4 U	0.42 U
ARSENIC	6.9 J	5.8 J	2.1	0.34 J	6.4	5.4	9.4	1.3 J	9.2	0.56 J
BARIUM	13 J	32 J	27	3.9 J	24	87	32	35	21	3.4 J
BERYLLIUM	0.77	0.53 J	0.11 J	0.044 UL	0.59 L	0.55 L	1.2 L	0.051 J	0.23 J	0.046 UL
CADMIUM	0.036 U	0.17 U	0.035 U	0.037 U	0.039 U	0.077 J	2.1	0.041 U	0.037 U	0.039 U
CHROMIUM	31 J	23 J	11	2.6	28	19	34	11	18	3.3
COBALT	4.9 J	2.7 J	7.1	0.45 J	16	6.3	13	0.59 J	6.3	0.46 J
COPPER	14 J	44 J	6.7	1.2 J	30	15	17	16	22	1.5 J
LEAD	4.2	10	5.2	0.76 J	6	13	17	6.6	7.6	0.76 J
MERCURY	0.02 J	0.018 U	0.073 J	0.047 J	0.12	0.017 U	0.028 U	0.029 J	0.017 U	0.026 J

LOCATION	DR-SB-218		DR-SB-219		DR-SB-220		DR-SB-221		DR-SB-222	
SAMPLE ID	DR-SB-218-02-04	DR-SB-218-06-08	DR-SB-219-02-04	DR-SB-219-08-10	DR-SB-220-02-04	DR-SB-220-04-06	DR-SB-221-04-06	DR-SB-221-08-10	DR-SB-222-02-04	DR-SB-222-08-10
SAMPLE DATE	20130828	20130828	20130829	20130829	20130829	20130829	20130829	20130829	20130829	20130829
MOLYBDENUM	0.27 U	1.6 B	0.49 B	0.28 U	0.3 B	0.38 B	1.2 B	0.31 U	0.83 B	0.29 U
NICKEL	11 J	5.1 J	6.6	0.74 J	21	6.6	20	1.3 J	6.8	1.1 J
SELENIUM	0.45 U	2.2 U	0.44 U	0.46 U	0.48 U	0.48 U	0.72 U	0.51 U	0.46 U	0.48 U
SILVER	0.099 U	0.48 U	0.098 U	0.1 U	0.11 U	0.11 U	0.16 U	0.11 U	0.1 U	0.11 U
THALLIUM	0.54 U	0.53 U	0.54 U	0.56 U	0.59 U	0.58 U	0.88 U	0.63 U	0.56 U	0.59 U
VANADIUM	65 J	56 J	20	2.9	55	49	38	16	32	3.8
ZINC	23	7.8 B	15	3.1 J	37	27	160	8.1	170	4.4 J
MISCELLANEOUS PARAMETERS (MG/KG)										
HEXAVALENT CHROMIUM	0.33 U	0.31 U	0.3 U	0.3 U	0.31 U	0.31 U	0.49 U	0.33 U	0.32 U	0.32 U
PETROLEUM HYDROCARBONS (UG/KG)										
TPH (C06-C10)	54 U	51 U	48 U	51 U	53 U	52 U	84 U	53 U	54 U	54 U
PETROLEUM HYDROCARBONS (MG/KG)										
TPH (C10-C32)	11 U	11 U	10 U	10 U	11 U	11 U	17 U	11 U	11 U	11 U

LOCATION	DR-SB-223		DR-SB-224		DR-SB-225	
SAMPLE ID	DR-SB-223-04-06	DR-SB-223-06-08	DR-SB-224-02-04	DR-SB-224-06-08	DR-SB-225-02-04	DR-SB-225-04-06
SAMPLE DATE	20130829	20130829	20130829	20130829	20130829	20130829
VOLATILES (UG/KG)						
1,1,1,2-TETRACHLOROETHANE	0.49 U	0.54 U	0.52 U	0.5 U	0.48 U	0.51 U
1,1,1-TRICHLOROETHANE	0.44 U	0.49 U	0.47 U	0.45 U	0.43 U	0.46 U
1,1,2,2-TETRACHLOROETHANE	0.27 U	0.3 U	0.29 U	0.28 U	0.26 U	0.28 U
1,1,2-TRICHLOROTRIFLUOROETHANE	1 U	1.1 U	1.1 U	1.1 U	1 U	1.1 U
1,1-DICHLOROETHANE	0.28 U	0.31 U	0.3 U	0.29 U	0.28 U	0.3 U
1,1-DICHLOROETHENE	0.41 U	0.45 U	0.44 U	0.42 U	0.4 U	0.43 U
1,1-DICHLOROPROPENE	0.24 U	0.26 U	0.25 U	0.24 U	0.23 U	0.25 U
1,2,3-TRICHLOROBENZENE	0.3 U	0.33 U	0.32 U	0.31 U	0.29 U	0.31 U
1,2,3-TRICHLOROPROPANE	0.71 U	0.79 U	0.76 U	0.73 U	0.69 U	0.74 U
1,2,3-TRIMETHYLBENZENE	0.13 U	0.15 U	0.14 U	0.14 U	0.13 U	0.14 U
1,2,4-TRICHLOROBENZENE	0.21 U	0.24 U	0.23 U	0.22 U	0.21 U	0.22 U
1,2,4-TRIMETHYLBENZENE	0.51 U	0.57 U	0.55 U	0.53 U	0.5 U	0.53 U
1,2-DIBROMO-3-CHLOROPROPANE	1 U	1.1 U	1.1 U	1.1 U	1 U	1.1 U
1,2-DIBROMOETHANE	0.4 U	0.44 U	0.42 U	0.41 U	0.38 U	0.41 U
1,2-DICHLOROBENZENE	0.28 U	0.31 U	0.3 U	0.29 U	0.28 U	0.3 U
1,2-DICHLOROETHANE	0.27 U	0.3 U	0.29 U	0.28 U	0.92 J	0.28 U
1,2-DICHLOROPROPANE	0.55 U	0.6 U	0.58 U	0.56 U	0.53 U	0.57 U
1,3-DICHLOROBENZENE	0.28 U	0.31 U	0.3 U	0.28 U	0.27 U	0.29 U
1,3-DICHLOROPROPANE	0.27 U	0.3 U	0.29 U	0.28 U	0.26 U	0.28 U
1,4-DICHLOROBENZENE	0.52 U	0.58 U	0.56 U	0.53 U	0.51 U	0.54 U
2,2-DICHLOROPROPANE	0.74 U	0.82 U	0.79 U	0.76 U	0.72 U	0.77 U
2-BUTANONE	3.1 J	1.2 U	2.4 J	7.6 J	3.5 J	3.4 J
2-CHLOROETHYL VINYL ETHER	1.1 U	1.2 U	1.2 U	1.1 U	1.1 U	1.1 U
2-CHLOROTOLUENE	0.32 U	0.35 U	0.34 U	0.32 U	0.31 U	0.33 U
2-HEXANONE	0.5 U	0.55 U	0.53 U	0.51 U	0.48 U	0.52 U
4-CHLOROTOLUENE	0.32 U	0.36 U	0.35 U	0.33 U	0.31 U	0.34 U
4-ISOPROPYLTOLUENE	0.17 U	0.18 U	0.18 U	0.17 U	0.16 U	0.17 U
4-METHYL-2-PENTANONE	0.43 U	0.47 U	0.46 U	0.44 U	0.41 U	0.44 U
ACETONE	53 B	120	31 B	89	35	63
BENZENE	0.18 U	0.2 U	0.19 U	0.19 U	0.18 U	0.19 U
BROMOBENZENE	0.26 U	0.29 U	0.28 U	0.27 U	0.25 U	0.27 U
BROMOCHLOROMETHANE	0.56 U	0.62 U	0.6 U	0.58 U	0.54 U	0.58 U
BROMODICHLOROMETHANE	0.22 U	0.24 U	0.24 U	0.23 U	0.21 U	0.23 U
BROMOFORM	0.26 U	0.29 U	0.28 U	0.27 U	0.25 U	0.27 U
BROMOMETHANE	0.43 U	0.47 U	0.46 U	0.44 U	0.41 U	0.44 U
CARBON DISULFIDE	0.35 U	0.38 U	0.37 U	0.36 U	0.34 U	0.36 U
CARBON TETRACHLORIDE	0.29 U	0.32 U	0.31 U	0.3 U	0.28 U	0.3 U
CHLOROBENZENE	0.26 U	0.29 U	0.28 U	0.27 U	0.25 U	0.27 U
CHLORODIBROMOMETHANE	0.43 U	0.48 U	0.46 U	0.45 U	0.42 U	0.45 U
CHLOROETHANE	0.68 U	0.75 U	0.73 U	0.7 U	0.66 U	0.71 U
CHLOROFORM	0.23 U	0.25 U	0.24 U	0.24 U	0.22 U	0.24 U
CHLOROMETHANE	0.32 U	0.36 U	0.35 U	0.33 U	0.31 U	0.34 U
CIS-1,2-DICHLOROETHENE	0.28 U	14	0.3 U	2.7 J	1.9 J	0.3 U
CIS-1,3-DICHLOROPROPENE	0.27 U	0.3 U	0.29 U	0.28 U	0.26 U	0.28 U
DIBROMOMETHANE	0.5 U	0.55 U	0.53 U	0.51 U	0.48 U	0.52 U
DICHLORODIFLUOROMETHANE	0.4 U	0.44 U	0.42 U	0.41 U	0.38 U	0.41 U
DIISOPROPYL ETHER	1.2 U	1.3 U	1.3 U	1.2 U	1.2 U	1.2 U
ETHYL TERT-BUTYL ETHER	0.17 U	0.19 U	0.19 U	0.18 U	0.17 U	0.18 U
ETHYLBENZENE	0.21 U	0.23 U	0.22 U	0.21 U	0.2 U	0.21 U
HEXACHLOROBUTADIENE	0.95 U	1 U	1 U	0.97 U	0.92 U	0.99 U
ISOPROPYLBENZENE	0.13 U	0.14 U	0.13 U	0.13 U	0.12 U	0.13 U
M+P-XYLENES	0.95 U	1 U	1 U	0.97 U	0.92 U	0.99 U

LOCATION	DR-SB-223		DR-SB-224		DR-SB-225	
SAMPLE ID	DR-SB-223-04-06	DR-SB-223-06-08	DR-SB-224-02-04	DR-SB-224-06-08	DR-SB-225-02-04	DR-SB-225-04-06
SAMPLE DATE	20130829	20130829	20130829	20130829	20130829	20130829
METHYL TERT-BUTYL ETHER	0.34 U	0.38 U	0.36 U	0.35 U	0.33 U	0.35 U
METHYLENE CHLORIDE	0.53 U	0.59 U	0.56 U	0.54 U	0.51 U	0.55 U
NAPHTHALENE	0.15 U	0.24 J	0.16 U	0.15 U	0.15 U	0.16 U
N-BUTYLBENZENE	0.18 U	0.2 U	0.19 U	0.19 U	0.18 U	0.19 U
N-PROPYLBENZENE	0.32 U	0.35 U	0.34 U	0.32 U	0.31 U	0.33 U
O-XYLENE	0.28 U	0.31 U	0.3 U	0.28 U	0.27 U	0.29 U
SEC-BUTYLBENZENE	0.14 U	0.16 U	0.15 U	0.15 U	0.14 U	0.15 U
STYRENE	0.12 U	0.13 U	0.13 U	0.12 U	0.12 U	0.12 U
TERT-AMYL METHYL ETHER	0.29 U	0.32 U	0.31 U	0.3 U	0.28 U	0.3 U
TERT-BUTYLBENZENE	0.23 U	0.25 U	0.24 U	0.24 U	0.22 U	0.24 U
TERTIARY-BUTYL ALCOHOL	6 UR	6.6 UR	6.4 UR	6.2 UR	5.8 UR	6.2 UR
TETRACHLOROETHENE	0.41 U	0.45 U	0.44 U	0.42 U	0.4 U	0.43 U
TOLUENE	0.21 U	0.24 U	0.23 U	0.22 U	0.21 U	0.22 U
TOTAL XYLENES	0.28 U	0.31 U	0.3 U	0.28 U	0.27 U	0.29 U
TRANS-1,2-DICHLOROETHENE	0.32 U	0.9 J	0.35 U	0.33 U	0.31 U	0.34 U
TRANS-1,3-DICHLOROPROPENE	0.43 U	0.47 U	0.46 U	0.44 U	0.41 U	0.44 U
TRICHLOROETHENE	0.33 U	0.41 J	0.35 U	0.34 U	8.5	0.34 U
TRICHLOROFLUOROMETHANE	0.27 U	0.3 U	0.29 U	0.28 U	0.26 U	0.28 U
VINYL ACETATE	0.2 UR	0.22 UR	0.21 UR	0.2 UR	0.19 UR	0.21 UR
VINYL CHLORIDE	0.31 U	8	0.33 U	1.1 J	0.38 J	0.32 U
SEMIVOLATILES (UG/KG)						
1,1-BIPHENYL	4.1 U	3.9 U	4.3 U	4.1 U	4 U	4.2 U
2,2'-OXYBIS(1-CHLOROPROPANE)	11 U	11 U	12 U	11 U	11 U	11 U
2,4,5-TRICHLOROPHENOL	29 U	28 U	31 U	29 U	29 U	30 U
2,4,6-TRICHLOROPHENOL	10 U	9.9 U	11 U	10 U	10 U	11 U
2,4-DICHLOROPHENOL	24 U	22 U	25 U	23 U	23 U	24 U
2,4-DIMETHYLPHENOL	24 U	22 U	25 U	23 U	23 U	24 U
2,4-DINITROPHENOL	25 U	23 U	26 U	24 U	24 U	25 U
2,4-DINITROTOLUENE	20 U	19 U	21 U	20 U	20 U	20 U
2,6-DINITROTOLUENE	25 U	23 U	26 U	24 U	24 U	25 U
2-CHLORONAPHTHALENE	0.53 U	0.5 U	0.56 U	0.52 U	0.52 U	0.54 U
2-CHLOROPHENOL	9.7 U	9.1 U	10 U	9.5 U	9.5 U	9.8 U
2-METHYLNAPHTHALENE	0.59 U	0.56 U	6.6 J	0.58 U	0.58 U	0.6 U
2-METHYLPHENOL	13 U	12 U	14 U	13 U	13 U	13 U
2-NITROANILINE	11 U	10 U	11 U	11 U	11 U	11 U
2-NITROPHENOL	9.8 U	9.3 U	10 U	9.6 U	9.6 U	9.9 U
3&4-METHYLPHENOL	24 U	22 U	25 U	23 U	23 U	24 U
3,3'-DICHLOROBENZIDINE	21 U	20 U	22 U	21 U	21 U	22 U
3-NITROANILINE	19 U	18 U	20 U	19 U	18 U	19 U
4,6-DINITRO-2-METHYLPHENOL	11 U	10 U	11 U	11 U	11 U	11 U
4-BROMOPHENYL PHENYL ETHER	15 U	15 U	16 U	15 U	15 U	16 U
4-CHLORO-3-METHYLPHENOL	25 U	23 U	26 U	24 U	24 U	25 U
4-CHLOROANILINE	20 U	19 U	21 U	20 U	20 U	20 U
4-CHLOROPHENYL PHENYL ETHER	15 U	15 U	16 U	15 U	15 U	16 U
4-NITROANILINE	31 U	29 U	32 U	30 U	30 U	31 U
4-NITROPHENOL	20 U	19 U	21 U	20 U	20 U	20 U
ACENAPHTHENE	0.9 U	0.85 U	0.94 U	0.88 U	0.88 U	0.91 U
ACENAPHTHYLENE	0.41 U	0.39 U	0.43 U	0.41 U	0.4 U	0.42 U
ACETOPHENONE	11 U	10 U	11 U	11 U	11 U	11 U
ANTHRACENE	0.92 U	0.87 U	0.96 U	1.3 J	0.9 U	0.93 U
ATRAZINE	11 U	10 U	11 U	11 U	11 U	11 U
BENZALDEHYDE	14 UL	13 U	15 U	14 U	14 U	14 U
BENZO(A)ANTHRACENE	0.74 U	0.7 U	0.78 U	0.73 U	0.73 U	0.75 U

LOCATION	DR-SB-223		DR-SB-224		DR-SB-225	
SAMPLE ID	DR-SB-223-04-06	DR-SB-223-06-08	DR-SB-224-02-04	DR-SB-224-06-08	DR-SB-225-02-04	DR-SB-225-04-06
SAMPLE DATE	20130829	20130829	20130829	20130829	20130829	20130829
BENZO(A)PYRENE	4.8 J	0.71 U	0.79 U	0.74 U	0.74 U	0.77 U
BENZO(B)FLUORANTHENE	7.1 J	7.4	6.7 J	0.68 U	0.68 U	0.71 U
BENZO(G,H,I)PERYLENE	0.41 U	0.39 U	0.43 U	0.41 U	0.4 U	0.42 U
BENZO(K)FLUORANTHENE	0.8 U	0.76 U	0.84 U	0.79 U	0.79 U	0.81 U
BIS(2-CHLOROETHOXY)METHANE	26 U	25 U	27 U	25 U	25 U	26 U
BIS(2-CHLOROETHYL)ETHER	2.4 U	2.2 U	2.5 U	2.3 U	2.3 U	2.4 U
BIS(2-ETHYLHEXYL)PHTHALATE	22 U	21 J	31 J	29 J	22 U	26 J
BUTYL BENZYL PHTHALATE	12 U	11 U	12 U	12 U	12 U	12 U
CAPROLACTAM	44 U	41 U	46 U	43 U	43 U	44 U
CARBAZOLE	32 U	30 U	33 U	31 U	31 U	32 U
CHRYSENE	1.3 U	1.2 U	1.4 U	1.3 U	1.3 U	1.3 U
DIBENZO(A,H)ANTHRACENE	0.78 U	0.74 U	0.82 U	0.76 U	0.76 U	0.79 U
DIBENZOFURAN	0.78 U	0.74 U	0.82 U	0.76 U	0.76 U	0.79 U
DIETHYL PHTHALATE	19 U	18 U	20 U	19 U	18 U	19 U
DIMETHYL PHTHALATE	20 U	19 U	21 U	20 U	20 U	20 U
DI-N-BUTYL PHTHALATE	18 U	23 B	37 B	37 B	18 B	30 B
DI-N-OCTYL PHTHALATE	9.3 U	8.8 U	9.8 U	9.1 U	9.1 U	9.5 U
FLUORANTHENE	13	9.4	6.2 J	8.2	0.63 U	0.66 U
FLUORENE	0.63 U	0.59 U	0.66 U	0.61 U	0.61 U	0.64 U
HEXACHLOROBENZENE	2.5 U	2.3 U	2.6 U	2.4 U	2.4 U	2.5 U
HEXACHLOROBUTADIENE	6.6 U	6.2 U	6.9 U	6.5 U	6.5 U	6.7 U
HEXACHLOROCYCLOPENTADIENE	9.6 U	9 U	10 U	9.4 U	9.4 U	9.7 U
HEXACHLOROETHANE	11 U	10 U	11 U	10 U	10 U	11 U
INDENO(1,2,3-CD)PYRENE	0.41 U	0.39 U	0.43 U	0.41 U	0.4 U	0.42 U
ISOPHORONE	15 U	15 U	16 U	15 U	15 U	16 U
NAPHTHALENE	0.97 U	0.91 U	1 U	0.95 U	0.95 U	0.98 U
NITROBENZENE	2.6 U	2.5 U	2.7 U	2.5 U	2.5 U	2.6 U
N-NITROSODIMETHYLAMINE	19 U	18 U	20 U	19 U	18 U	19 U
N-NITROSO-DI-N-PROPYLAMINE	7.4 U	7 U	7.8 U	7.3 U	7.3 U	7.5 U
N-NITROSODIPHENYLAMINE	25 U	23 U	26 U	24 U	24 U	25 U
PENTACHLOROPHENOL	11 U	10 U	11 U	11 U	11 U	11 U
PHENANTHRENE	0.86 U	9.1	0.9 U	4.6 J	0.84 U	0.87 U
PHENOL	8.6 U	8.1 U	9 U	8.4 U	8.4 U	8.7 U
PYRENE	14	8.3	5.2 J	6.2 J	0.51 U	0.53 U
PCBS (UG/KG)						
AROCLOR-1016	25 U	24 U	25 U	24 U	24 U	25 U
AROCLOR-1221	19 U	18 U	19 U	18 U	18 U	19 U
AROCLOR-1232	16 U	16 U	17 U	16 U	16 U	17 U
AROCLOR-1242	15 U	15 U	16 U	15 U	15 U	16 U
AROCLOR-1248	20 U	19 U	20 U	20 U	19 U	20 U
AROCLOR-1254	20 U	19 U	20 U	20 U	19 U	20 U
AROCLOR-1260	20 U	19 U	20 U	20 U	19 U	20 U
METALS (MG/KG)						
ANTIMONY	0.44 U	0.4 U	0.8 B	1.1 B	0.41 U	0.45 U
ARSENIC	3.7	3.2	6.7	11	3.7	6.3
BARIUM	33	26	25	16 J	20 J	28
BERYLLIUM	0.39 J	0.13 J	0.29 J	0.16 J	0.058 J	0.44 J
CADMIUM	0.19 J	0.037 U	0.18 J	0.04 U	0.038 U	0.073 J
CHROMIUM	20	11	36	79	16	22
COBALT	8.1	4.3	3.6	3.1	2.5	10
COPPER	19	9.9	34	15	13	27
LEAD	11	7.9	62	8	5.7	7.4
MERCURY	0.07 J	0.026 J	1.2	0.02 U	0.069 J	0.022 J

LOCATION	DR-SB-223		DR-SB-224		DR-SB-225	
SAMPLE ID	DR-SB-223-04-06	DR-SB-223-06-08	DR-SB-224-02-04	DR-SB-224-06-08	DR-SB-225-02-04	DR-SB-225-04-06
SAMPLE DATE	20130829	20130829	20130829	20130829	20130829	20130829
MOLYBDENUM	0.34 B	0.3 B	0.83 B	0.73 B	0.35 B	0.4 B
NICKEL	9.1	4.5	6.2	3.5 J	3.2 J	10
SELENIUM	0.51 U	0.46 U	0.54 U	0.5 U	0.48 U	0.52 U
SILVER	0.11 U	0.1 U	1.8	0.11 U	0.11 U	0.12 U
THALLIUM	0.62 U	0.57 U	0.67 U	0.62 U	0.58 U	0.63 U
VANADIUM	31	20	57	65	22	44
ZINC	44	21	69	12	16	19
MISCELLANEOUS PARAMETERS (MG/KG)						
HEXAVALENT CHROMIUM	0.32 U	0.31 U	0.33 U	0.31 U	0.31 U	0.32 U
PETROLEUM HYDROCARBONS (UG/KG)						
TPH (C06-C10)	51 U	52 U	55 U	770	50 U	55 U
PETROLEUM HYDROCARBONS (MG/KG)						
TPH (C10-C32)	11 U	11 U	36	11 U	11 U	11 U

APPENDIX F—DATA VALIDATION REPORTS AND CHAINS OF CUSTODY

Tetra Tech, Inc. **INTERNAL CORRESPONDENCE**

TO: **A. McGIVNEY** **DATE:** **OCTOBER 22, 2013**

FROM: **MICHELLE L. ALLEN** **COPIES:** **DV FILE**

SUBJECT: **ORGANIC DATA VALIDATION – VOC/SVOC/PCB/DRO/GRO**
LOCKHEED MARTIN CORPORATION (LMC) – TAXIWAY TANGO
SDG 240-28372-1

SAMPLES: 6/Solid/VOC/SVOC/PCB/DRO/GRO

DR-SB-200-04-06	DR-SB-200-10-12	DR-SB-201-02-04
DR-SB-201-08-10	DR-SB-203-02-04	DR-SB-203-10-12

Overview

The sample set for LMC-Taxiway Tango, SDG 240-28372-1 consisted of six (6) solid environmental samples. All six samples (6) solid samples were analyzed for volatile organic compounds (VOC), semi-volatile organic compounds (SVOC), polychlorinated biphenyls (PCB), diesel range organics (DRO), and gasoline range organics (GRO). No field duplicate sample pair was included in this SDG.

The samples were collected by Tetra Tech, Inc. on August 26, 2013 and analyzed by TestAmerica, Inc. All analyses were conducted in accordance with SW-846 Methods 8260C, 8270D, 8015B, and 8082A analytical and reporting protocols.

The data contained in this SDG were validated with regard to the following parameters: data completeness, holding times, GC/MS tuning, initial/continuing calibrations, laboratory method/calibration blanks, Interference Check Sample (ICS), surrogate spike recoveries, blank spike results, matrix spike/matrix spike duplicate results, laboratory duplicate results, internal standard areas and recoveries, ICP serial dilution results, chromatographic resolution, compound identification, tentatively identified compounds, compound quantitation, and detection limits. Areas of concern are listed below.

Major

- The initial and continuing calibrations performed on instruments A3UX8 and A3UX14 in the VOC fraction had Relative Response Factors (RRFs) for tert-butyl alcohol and vinyl acetate below the 0.050 minimum response criterion. All samples were affected. The non-detected results reported for these compounds in the affected samples were qualified as rejected, (UR).

Minor

- The VOC continuing calibration performed on 09/05/13 @ 03:16 on instrument A3UX8 had Percent Differences (%Ds) and/or Percent Drifts (%Drifts) which exceeded the 20% quality control limit but were less than 50% for dichlorodifluoromethane, trichlorofluoromethane, carbon disulfide, methylene chloride, 1,1,1-trichloroethane, 1,1-dichloropropene, carbon tetrachloride, tetrachloroethene, 2-hexanone, tert-butylbenzene and sec-butylbenzene. Samples DR-SB-201-02-04, DR-SB-201-08-10, DR-SB-203-02-04, and DR-SB-203-10-12 were affected. The detected result reported for carbon disulfide in sample DR-SB-201-08-10 was qualified as estimated, (J). No validation action was necessary for the remaining results because no detected results were reported for these compounds in the affected samples.

- The following contaminants were detected in the laboratory method blanks at the following maximum concentrations:

Compound/Analyte	Maximum Concentration (µg/Kg)	Action Level (µg/Kg)
Methylene Chloride [1]	8.02	80.2
1,2,3-Trichlorobenzene [2]	0.481	2.405
1,2,4-Trichlorobenzene [2]	0.424	2.12
2-Butanone [2]	2.11	21.1
2-Hexanone [2]	0.807	4.035
Naphthalene [2]	0.662	3.31
Toluene [2]	0.280	1.4
1,2,3-Trichlorobenzene [3]	0.504	2.52
1,2,4-Trichlorobenzene [3]	0.454	2.27
Naphthalene [3]	0.709	3.545

[1] Maximum concentration detected in the laboratory method blank, MB240-99636/1-A, affecting the samples DR-SB-201-02-04, DR-SB-201-08-10, DR-SB-203-02-04, and DR-SB-203-10-12.
[2] Maximum concentration detected in the laboratory method blank, MB240-100074/15, affecting the sample DR-SB-200-04-06.
[3] Maximum concentration detected in the laboratory method blank, MB240-100252/6, affecting the sample DR-SB-200-10-12.

An action level of 10X the maximum concentration for the common laboratory contaminants, methylene chloride and 2-butanone, and an action level of 5X the maximum concentration for the remaining contaminants were used to evaluate for blank contamination. Percent moisture, sample aliquot, and dilution factor, if applicable, were taken into consideration when evaluating for blank contamination. The detected results for the compounds/analyte below the established action levels were qualified as non-detected, (B).

- The VOC blank spike sample, LCS 240-100155/5, had a %R for 1,1-dichloropropene below the lower quality control limit. In addition, the %R for vinyl acetate exceeded the upper quality control limit. Samples in analytical batch # 240-100155 were affected. The non-detected results reported for 1,1-dichloropropene were qualified as biased low, (UL). No action for vinyl acetate because the results for this compound in the affected samples were rejected due to a calibration noncompliance.

- The SVOC blank spike sample had a %R for benzaldehyde below the lower quality control limit. All samples were affected. The detected and non-detected results reported for benzaldehyde were qualified as biased low, (L) and (UL), respectively.

- Detected results reported below the Reporting Limit (RL) limit but above the Method Detection Limit (MDL) were qualified as estimated, (J).

Notes

The VOC continuing calibration performed on 09/05/13 @ 12:43 on instrument A3UX14 had a %D which exceeded the 20% quality control limit but was less than 50% for dichlorodifluormethane. No validation

action was necessary in the affected sample, DR-SB-200-10-12, because this compound was not detected.

The %R for the base/neutral surrogate spike compound, terphenyl-d14, was above the upper quality control limit in sample DR-SB-201-08-10. No action was necessary because only one base/neutral surrogate spike compound was noncompliant.

The VOC Matrix Spike/Matrix Spike Duplicate (MS/MSD) analyses associated with analytical batch # 240-100155 had Relative Percent Differences (RPDs) greater than the 30% quality control criterion. No action was taken because the parent sample was not a sample of interest.

The VOC MS/MSD analyses associated with analytical batch # 240-100074 had %R = 0% for 1,1,2-tetrachloroethane. No action was taken in the associated sample because the parent sample was not a sample of interest and the associated blank spike sample had an acceptable %R for this compound.

The laboratory accidentally reported a Method Reporting Limit (MRL) analysis associated with instrument A3UX14. This analysis was not applicable to this SDG and was not used in the data validation.

Naphthalene was reported in the VOC and SVOC fractions.

Non-detected results were reported to the MDL.

Executive Summary

Laboratory Performance: Initial and continuing calibration RRFs for tert-butyl alcohol and vinyl acetate were below the quality control criterion resulting in the rejection of the non-detected results. VOC continuing calibration %Ds exceeded 20% but were less than 50%. Contaminants were detected in the laboratory method blanks. Blank spike %Rs and/or RPDs were noncompliant in the VOC and SVOC fraction.

Other Factors Affecting Data Quality: Results below the RL were estimated.

The data for these analyses were reviewed with reference to Region III modifications to U.S. EPA National Functional Guidelines for Organic Data Validation (Sept. 1994) and SW-846 Methods 8260C, 8270D, 8082A, and 8015B analytical and reporting protocols. The text of this report has been formulated to address only those areas affecting data quality.

Tetra Tech, Inc.
Michelle L. Allen
Chemist/Data Validator

Tetra Tech, Inc.
Joseph A. Samchuck
Data Validation Manager

Attachments:
Appendix A – Qualified Analytical Results
Appendix B – Results as Reported by the Laboratory
Appendix C – Support Documentation

Appendix A

Qualified Analytical Results

Qualifier Codes:

A = Lab Blank Contamination
B = Field Blank Contamination
C = Calibration Noncompliance (i.e., % RSDs, %Ds, ICVs, CCVs, RRFs, etc.)
C01 = GC/MS Tuning Noncompliance
D = MS/MSD Recovery Noncompliance
E = LCS/LCSD Recovery Noncompliance
F = Lab Duplicate Imprecision
G = Field Duplicate Imprecision
H = Holding Time Exceedance
I = ICP Serial Dilution Noncompliance
J = ICP PDS Recovery Noncompliance; MSA's $r < 0.995$
K = ICP Interference - includes ICS % R Noncompliance
L = Instrument Calibration Range Exceedance
M = Sample Preservation Noncompliance
N = Internal Standard Noncompliance
N01 = Internal Standard Recovery Noncompliance Dioxins
N02 = Recovery Standard Noncompliance Dioxins
N03 = Clean-up Standard Noncompliance Dioxins
O = Poor Instrument Performance (i.e., base-time drifting)
P = Uncertainty near detection limit (< 2 x IDL for inorganics and <CRQL for organics)
Q = Other problems (can encompass a number of issues; i.e.chromatography,interferences, etc.)
R = Surrogates Recovery Noncompliance
S = Pesticide/PCB Resolution
T = % Breakdown Noncompliance for DDT and Endrin
U = RPD between columns/detectors >40% for positive results determined via GC/HPLC
V = Non-linear calibrations; correlation coefficient $r < 0.995$
W = EMPC result
X = Signal to noise response drop
Y = Percent solids <30%
Z = Uncertainty at 2 standard deviations is greater than sample activity
Z1 = Tentatively Identified Compound considered presumptively present
Z2 = Tentatively Identified Compound column bleed
Z3 = Tentatively Identified Compound aldol condensate

PROJ_NO: 05480	NSAMPLE	DR-SB-200-04-06			DR-SB-200-10-12			DR-SB-201-02-04			DR-SB-201-08-10		
SDG: 240-28372-1	LAB_ID	240-28372-1			240-28372-2			240-28372-3			240-28372-4		
FRACTION: OS	SAMP_DATE	8/26/2013			8/26/2013			8/26/2013			8/26/2013		
MEDIA: SOIL	QC_TYPE	NM			NM			NM			NM		
	UNITS	UG/KG			UG/KG			UG/KG			UG/KG		
	PCT_SOLIDS	76.8			78.6			89.1			93.0		
	DUP_OF												
PARAMETER	RESULT	VQL	QLCD	RESULT	VQL	QLCD	RESULT	VQL	QLCD	RESULT	VQL	QLCD
1,1-BIPHENYL	4.6	U		4.5	U		3.9	U		3.8	U	
2,2'-OXYBIS(1-CHLOROPROPANE)	12	U		12	U		11	U		10	U	
2,4,5-TRICHLOROPHENOL	33	U		32	U		28	U		27	U	
2,4,6-TRICHLOROPHENOL	12	U		11	U		9.9	U		9.7	U	
2,4-DICHLOROPHENOL	26	U		25	U		22	U		22	U	
2,4-DIMETHYLPHENOL	26	U		25	U		22	U		22	U	
2,4-DINITROPHENOL	28	U		27	U		23	U		23	U	
2,4-DINITROTOLUENE	22	U		22	U		19	U		19	U	
2,6-DINITROTOLUENE	28	U		27	U		23	U		23	U	
2-CHLORONAPHTHALENE	0.59	U		0.57	U		0.5	U		0.49	U	
2-CHLOROPHENOL	11	U		10	U		9.2	U		8.9	U	
2-METHYLNAPHTHALENE	9.3			0.64	U		0.56	U		0.54	U	
2-METHYLPHENOL	14	U		14	U		12	U		12	U	
2-NITROANILINE	12	U		12	U		10	U		9.9	U	
2-NITROPHENOL	11	U		11	U		9.3	U		9	U	
3&4-METHYLPHENOL	26	U		25	U		22	U		22	U	
3,3'-DICHLOROBENZIDINE	24	U		23	U		20	U		20	U	
3-NITROANILINE	21	U		20	U		18	U		17	U	
4,6-DINITRO-2-METHYLPHENOL	12	U		12	U		10	U		10	U	
4-BROMOPHENYL PHENYL ETHER	17	U		17	U		15	U		14	U	
4-CHLORO-3-METHYLPHENOL	28	U		27	U		23	U		23	U	
4-CHLOROANILINE	22	U		22	U		19	U		19	U	
4-CHLOROPHENYL PHENYL ETHER	17	U		17	U		15	U		14	U	
4-NITROANILINE	34	U		33	U		29	U		28	U	
4-NITROPHENOL	22	U		22	U		19	U		19	U	
ACENAPHTHENE	1	U		0.97	U		0.85	U		0.83	U	
ACENAPHTHYLENE	0.46	U		0.45	U		0.39	U		0.38	U	
ACETOPHENONE	12	U		12	U		10	U		10	U	
ANTHRACENE	7.4	J	P	0.99	U		0.87	U		0.85	U	
ATRAZINE	12	U		12	U		10	U		9.9	U	
BENZALDEHYDE	22	L	E	15	UL	E	13	UL	E	13	UL	E
BENZO(A)ANTHRACENE	41			0.8	U		0.7	U		0.69	U	
BENZO(A)PYRENE	37			0.82	U		0.71	U		0.7	U	
BENZO(B)FLUORANTHENE	53			0.75	U		0.66	U		0.64	U	
BENZO(G,H,I)PERYLENE	21			0.45	U		0.39	U		0.38	U	

PROJ_NO: 05480	NSAMPLE	DR-SB-203-02-04			DR-SB-203-10-12		
SDG: 240-28372-1	LAB_ID	240-28372-5			240-28372-6		
FRACTION: OS	SAMP_DATE	8/26/2013			8/26/2013		
MEDIA: SOIL	QC_TYPE	NM			NM		
	UNITS	UG/KG			UG/KG		
	PCT_SOLIDS	93.6			84.9		
	DUP_OF						
PARAMETER		RESULT	VQL	QLCD	RESULT	VQL	QLCD
1,1-BIPHENYL		3.7	U		4.2	U	
2,2'-OXYBIS(1-CHLOROPROPANE)		10	U		11	U	
2,4,5-TRICHLOROPHENOL		26	U		30	U	
2,4,6-TRICHLOROPHENOL		9.4	U		11	U	
2,4-DICHLOROPHENOL		21	U		24	U	
2,4-DIMETHYLPHENOL		21	U		24	U	
2,4-DINITROPHENOL		22	U		25	U	
2,4-DINITROTOLUENE		18	U		20	U	
2,6-DINITROTOLUENE		22	U		25	U	
2-CHLORONAPHTHALENE		0.47	U		0.53	U	
2-CHLOROPHENOL		8.7	U		9.7	U	
2-METHYLNAPHTHALENE		0.53	U		0.59	U	
2-METHYLPHENOL		12	U		13	U	
2-NITROANILINE		9.6	U		11	U	
2-NITROPHENOL		8.8	U		9.8	U	
3&4-METHYLPHENOL		21	U		24	U	
3,3'-DICHLOROBENZIDINE		19	U		21	U	
3-NITROANILINE		17	U		19	U	
4,6-DINITRO-2-METHYLPHENOL		9.7	U		11	U	
4-BROMOPHENYL PHENYL ETHER		14	U		15	U	
4-CHLORO-3-METHYLPHENOL		22	U		25	U	
4-CHLOROANILINE		18	U		20	U	
4-CHLOROPHENYL PHENYL ETHER		14	U		15	U	
4-NITROANILINE		27	U		31	U	
4-NITROPHENOL		18	U		20	U	
ACENAPHTHENE		0.8	U		0.9	U	
ACENAPHTHYLENE		0.37	U		0.42	U	
ACETOPHENONE		9.7	U		11	U	
ANTHRACENE		0.82	U		0.93	U	
ATRAZINE		9.6	U		11	U	
BENZALDEHYDE		13	UL	E	14	UL	E
BENZO(A)ANTHRACENE		0.66	U		0.75	U	
BENZO(A)PYRENE		0.68	U		0.76	U	
BENZO(B)FLUORANTHENE		0.62	U		0.7	U	
BENZO(G,H,I)PERYLENE		0.37	U		0.42	U	

PROJ_NO: 05480	NSAMPLE	DR-SB-200-04-06			DR-SB-200-10-12			DR-SB-201-02-04			DR-SB-201-08-10		
SDG: 240-28372-1	LAB_ID	240-28372-1			240-28372-2			240-28372-3			240-28372-4		
FRACTION: OS	SAMP_DATE	8/26/2013			8/26/2013			8/26/2013			8/26/2013		
MEDIA: SOIL	QC_TYPE	NM			NM			NM			NM		
	UNITS	UG/KG			UG/KG			UG/KG			UG/KG		
	PCT_SOLIDS	76.8			78.6			89.1			93.0		
	DUP_OF												
PARAMETER		RESULT	VQL	QLCD	RESULT	VQL	QLCD	RESULT	VQL	QLCD	RESULT	VQL	QLCD
BENZO(K)FLUORANTHENE		14			0.87	U		0.76	U		0.74	U	
BIS(2-CHLOROETHOXY)METHANE		29	U		28	U		25	U		24	U	
BIS(2-CHLOROETHYL)ETHER		2.6	U		2.5	U		2.2	U		2.2	U	
BIS(2-ETHYLHEXYL)PHTHALATE		38	J	P	24	U		21	J	P	21	U	
BUTYL BENZYL PHTHALATE		13	U		13	U		11	U		11	U	
CAPROLACTAM		49	U		47	U		41	U		40	U	
CARBAZOLE		35	U		34	U		30	U		29	U	
CHRYSENE		50			1.4	U		1.2	U		1.2	U	
DIBENZO(A,H)ANTHRACENE		0.87	U		0.84	U		0.74	U		0.72	U	
DIBENZOFURAN		0.87	U		0.84	U		0.74	U		0.72	U	
DIETHYL PHTHALATE		21	U		20	U		18	U		17	U	
DIMETHYL PHTHALATE		22	U		22	U		19	U		19	U	
DI-N-BUTYL PHTHALATE		20	U		19	U		17	U		16	U	
DI-N-OCTYL PHTHALATE		10	U		10	U		8.8	U		8.6	U	
FLUORANTHENE		53			0.7	U		0.61	U		0.6	U	
FLUORENE		8.1	J	P	0.68	U		0.59	U		0.58	U	
HEXACHLOROBENZENE		2.8	U		2.7	U		2.3	U		2.3	U	
HEXACHLOROBUTADIENE		7.4	U		7.1	U		6.3	U		6.1	U	
HEXACHLOROCYCLOPENTADIENE		11	U		10	U		9	U		8.8	U	
HEXACHLOROETHANE		12	U		11	U		10	U		9.8	U	
INDENO(1,2,3-CD)PYRENE		22			0.45	U		0.39	U		0.38	U	
ISOPHORONE		17	U		17	U		15	U		14	U	
NAPHTHALENE		8.7	J	P	1	U		0.92	U		0.89	U	
NITROBENZENE		2.9	U		2.8	U		2.5	U		2.4	U	
N-NITROSODIMETHYLAMINE		21	U		20	U		18	U		17	U	
N-NITROSO-DI-N-PROPYLAMINE		8.3	U		8	U		7	U		6.9	U	
N-NITROSODIPHENYLAMINE		28	U		27	U		23	U		23	U	
PENTACHLOROPHENOL		12	U		12	U		10	U		9.9	U	
PHENANTHRENE		31			0.93	U		0.82	U		0.79	U	
PHENOL		9.6	U		9.3	U		8.2	U		7.9	U	
PYRENE		54			0.56	U		0.49	U		0.48	U	

PROJ_NO: 05480	NSAMPLE	DR-SB-203-02-04			DR-SB-203-10-12		
SDG: 240-28372-1	LAB_ID	240-28372-5			240-28372-6		
FRACTION: OS	SAMP_DATE	8/26/2013			8/26/2013		
MEDIA: SOIL	QC_TYPE	NM			NM		
	UNITS	UG/KG			UG/KG		
	PCT_SOLIDS	93.6			84.9		
	DUP_OF						
PARAMETER		RESULT	VQL	QLCD	RESULT	VQL	QLCD
BENZO(K)FLUORANTHENE		0.72	U		0.81	U	
BIS(2-CHLOROETHOXY)METHANE		23	U		26	U	
BIS(2-CHLOROETHYL)ETHER		2.1	U		2.4	U	
BIS(2-ETHYLHEXYL)PHTHALATE		20	U		23	U	
BUTYL BENZYL PHTHALATE		11	U		12	U	
CAPROLACTAM		39	U		44	U	
CARBAZOLE		28	U		32	U	
CHRYSENE		1.2	U		1.3	U	
DIBENZO(A,H)ANTHRACENE		0.7	U		0.78	U	
DIBENZOFURAN		0.7	U		0.78	U	
DIETHYL PHTHALATE		17	U		19	U	
DIMETHYL PHTHALATE		18	U		20	U	
DI-N-BUTYL PHTHALATE		16	U		18	U	
DI-N-OCTYL PHTHALATE		8.3	U		9.4	U	
FLUORANTHENE		0.58	U		0.65	U	
FLUORENE		0.56	U		0.63	U	
HEXACHLOROBENZENE		2.2	U		2.5	U	
HEXACHLOROBUTADIENE		5.9	U		6.6	U	
HEXACHLOROCYCLOPENTADIENE		8.5	U		9.6	U	
HEXACHLOROETHANE		9.5	U		11	U	
INDENO(1,2,3-CD)PYRENE		0.37	U		0.42	U	
ISOPHORONE		14	U		15	U	
NAPHTHALENE		0.87	U		0.97	U	
NITROBENZENE		2.3	U		2.6	U	
N-NITROSODIMETHYLAMINE		17	U		19	U	
N-NITROSO-DI-N-PROPYLAMINE		6.6	U		7.5	U	
N-NITROSODIPHENYLAMINE		22	U		25	U	
PENTACHLOROPHENOL		9.6	U		11	U	
PHENANTHRENE		0.77	U		0.87	U	
PHENOL		7.7	U		8.7	U	
PYRENE		0.46	U		0.52	U	

PROJ_NO: 05480	NSAMPLE	DR-SB-200-04-06			DR-SB-200-10-12			DR-SB-201-02-04			DR-SB-201-08-10		
SDG: 240-28372-1	LAB_ID	240-28372-1			240-28372-2			240-28372-3			240-28372-4		
FRACTION: OV	SAMP_DATE	8/26/2013			8/26/2013			8/26/2013			8/26/2013		
MEDIA: SOIL	QC_TYPE	NM			NM			NM			NM		
	UNITS	UG/KG			UG/KG			UG/KG			UG/KG		
	PCT_SOLIDS	76.8			78.6			89.1			93.0		
	DUP_OF												
PARAMETER	RESULT	VQL	QLCD	RESULT	VQL	QLCD	RESULT	VQL	QLCD	RESULT	VQL	QLCD
1,1,1,2-TETRACHLOROETHANE	0.63	U		0.55	U		0.54	U		0.55	U	
1,1,1-TRICHLOROETHANE	0.57	U		0.5	U		0.49	U		0.5	U	
1,1,2,2-TETRACHLOROETHANE	0.34	U		0.3	U		0.3	U		0.3	U	
1,1,2-TRICHLOROTRIFLUOROETHANE	1.3	U		1.2	U		1.1	U		1.2	U	
1,1-DICHLOROETHANE	0.36	U		0.32	U		0.32	U		0.32	U	
1,1-DICHLOROETHENE	0.53	U		0.46	U		0.46	U		0.46	U	
1,1-DICHLOROPROPENE	0.3	U		0.27	U		0.26	UL	E	0.27	UL	E
1,2,3-TRICHLOROBENZENE	0.38	U		0.34	U		0.33	U		0.34	U	
1,2,3-TRICHLOROPROPANE	0.91	U		0.8	U		0.79	U		0.8	U	
1,2,3-TRIMETHYLBENZENE	0.17	U		0.15	U		0.15	U		0.15	U	
1,2,4-TRICHLOROBENZENE	0.27	U		0.24	U		0.28	J	P	0.24	U	
1,2,4-TRIMETHYLBENZENE	0.66	U		0.58	U		0.57	U		0.58	U	
1,2-DIBROMO-3-CHLOROPROPANE	1.3	U		1.2	U		1.1	U		1.2	U	
1,2-DIBROMOETHANE	0.5	U		0.45	U		0.44	U		0.44	U	
1,2-DICHLOROBENZENE	0.36	U		0.32	U		0.32	U		0.32	U	
1,2-DICHLOROETHANE	0.34	U		0.3	U		0.3	U		0.3	U	
1,2-DICHLOROPROPANE	0.7	U		0.62	U		0.61	U		0.61	U	
1,3-DICHLOROBENZENE	0.35	U		0.31	U		0.31	U		0.31	U	
1,3-DICHLOROPROPANE	0.34	U		0.3	U		0.3	U		0.3	U	
1,4-DICHLOROBENZENE	0.67	U		0.59	U		0.58	U		0.59	U	
2,2-DICHLOROPROPANE	0.95	U		0.84	U		0.82	U		0.83	U	
2-BUTANONE	13	B	A	1.2	U		3.2	J	P	5.4	J	P
2-CHLOROETHYL VINYL ETHER	1.4	U		1.2	U		1.2	U		1.2	U	
2-CHLOROTOLUENE	0.4	U		0.36	U		0.35	U		0.35	U	
2-HEXANONE	0.64	U		0.56	U		0.55	U		0.56	U	
4-CHLOROTOLUENE	0.41	U		0.37	U		0.36	U		0.36	U	
4-ISOPROPYLTOLUENE	0.21	U		0.19	U		0.18	U		0.19	U	
4-METHYL-2-PENTANONE	0.55	U		0.48	U		0.47	U		0.48	U	
ACETONE	87			22			40			53		
BENZENE	0.23	U		0.21	U		0.2	U		0.2	U	
BROMOBENZENE	0.33	U		0.29	U		0.29	U		0.29	U	
BROMOCHLOROMETHANE	0.72	U		0.63	U		0.62	U		0.63	U	
BROMODICHLOROMETHANE	0.28	U		0.25	U		0.25	U		0.25	U	
BROMOFORM	0.33	U		0.29	U		0.29	U		0.29	U	
BROMOMETHANE	0.55	U		0.48	U		0.47	U		0.48	U	

PROJ_NO: 05480	NSAMPLE	DR-SB-203-02-04			DR-SB-203-10-12		
SDG: 240-28372-1	LAB_ID	240-28372-5			240-28372-6		
FRACTION: OV	SAMP_DATE	8/26/2013			8/26/2013		
MEDIA: SOIL	QC_TYPE	NM			NM		
	UNITS	UG/KG			UG/KG		
	PCT_SOLIDS	93.6			84.9		
	DUP_OF						
PARAMETER		RESULT	VQL	QLCD	RESULT	VQL	QLCD
1,1,1,2-TETRACHLOROETHANE		0.45	U		0.52	U	
1,1,1-TRICHLOROETHANE		0.4	U		0.47	U	
1,1,2,2-TETRACHLOROETHANE		0.24	U		0.29	U	
1,1,2-TRICHLOROTRIFLUOROETHANE		0.94	U		1.1	U	
1,1-DICHLOROETHANE		0.26	U		0.3	U	
1,1-DICHLOROETHENE		0.37	U		0.44	U	
1,1-DICHLOROPROPENE		0.22	UL	E	0.25	UL	E
1,2,3-TRICHLOROBENZENE		0.27	U		0.32	U	
1,2,3-TRICHLOROPROPANE		0.65	U		0.76	U	
1,2,3-TRIMETHYLBENZENE		0.12	U		0.14	U	
1,2,4-TRICHLOROBENZENE		0.19	U		0.23	U	
1,2,4-TRIMETHYLBENZENE		0.47	U		0.55	U	
1,2-DIBROMO-3-CHLOROPROPANE		0.94	U		1.1	U	
1,2-DIBROMOETHANE		0.36	U		0.42	U	
1,2-DICHLOROBENZENE		0.26	U		0.3	U	
1,2-DICHLOROETHANE		0.24	U		0.29	U	
1,2-DICHLOROPROPANE		0.5	U		0.58	U	
1,3-DICHLOROBENZENE		0.25	U		0.3	U	
1,3-DICHLOROPROPANE		0.24	U		0.29	U	
1,4-DICHLOROBENZENE		0.48	U		0.56	U	
2,2-DICHLOROPROPANE		0.68	U		0.8	U	
2-BUTANONE		1	U		1.2	U	
2-CHLOROETHYL VINYL ETHER		1	U		1.2	U	
2-CHLOROTOLUENE		0.29	U		0.34	U	
2-HEXANONE		0.45	U		0.53	U	
4-CHLOROTOLUENE		0.3	U		0.35	U	
4-ISOPROPYLTOLUENE		0.15	U		0.18	U	
4-METHYL-2-PENTANONE		0.39	U		0.46	U	
ACETONE		5.2	J	P	5.7	J	P
BENZENE		0.17	U		0.19	U	
BROMOBENZENE		0.24	U		0.28	U	
BROMOCHLOROMETHANE		0.51	U		0.6	U	
BROMODICHLOROMETHANE		0.2	U		0.24	U	
BROMOFORM		0.24	U		0.28	U	
BROMOMETHANE		0.39	U		0.46	U	

PROJ_NO: 05480	NSAMPLE	DR-SB-200-04-06			DR-SB-200-10-12			DR-SB-201-02-04			DR-SB-201-08-10		
SDG: 240-28372-1	LAB_ID	240-28372-1			240-28372-2			240-28372-3			240-28372-4		
FRACTION: OV	SAMP_DATE	8/26/2013			8/26/2013			8/26/2013			8/26/2013		
MEDIA: SOIL	QC_TYPE	NM			NM			NM			NM		
	UNITS	UG/KG			UG/KG			UG/KG			UG/KG		
	PCT_SOLIDS	76.8			78.6			89.1			93.0		
	DUP_OF												
PARAMETER	RESULT	VQL	QLCD	RESULT	VQL	QLCD	RESULT	VQL	QLCD	RESULT	VQL	QLCD
CARBON DISULFIDE	0.44	U		0.39	U		0.39	U		1.2	J	CP
CARBON TETRACHLORIDE	0.37	U		0.33	U		0.32	U		0.33	U	
CHLOROBENZENE	0.33	U		0.29	U		0.29	U		0.29	U	
CHLORODIBROMOMETHANE	0.56	U		0.49	U		0.48	U		0.49	U	
CHLOROETHANE	0.87	U		0.77	U		0.75	U		0.76	U	
CHLOROFORM	0.29	U		0.26	U		0.25	U		0.26	U	
CHLOROMETHANE	0.41	U		0.37	U		0.36	U		0.36	U	
CIS-1,2-DICHLOROETHENE	0.47	J	P	0.32	U		0.32	U		0.32	U	
CIS-1,3-DICHLOROPROPENE	0.34	U		0.3	U		0.3	U		0.3	U	
DIBROMOMETHANE	0.64	U		0.56	U		0.55	U		0.56	U	
DICHLORODIFLUOROMETHANE	0.5	U		0.45	U		0.44	U		0.44	U	
DIISOPROPYL ETHER	1.5	U		1.3	U		1.3	U		1.3	U	
ETHYL TERT-BUTYL ETHER	0.22	U		0.2	U		0.19	U		0.2	U	
ETHYLBENZENE	0.26	U		0.23	U		0.23	U		0.23	U	
HEXACHLOROBUTADIENE	1.2	U		1.1	U		1.1	U		1.1	U	
ISOPROPYLBENZENE	0.16	U		0.14	U		0.14	U		0.14	U	
M+P-XYLENES	1.2	U		1.1	U		1.1	U		1.1	U	
METHYL TERT-BUTYL ETHER	0.43	U		0.38	U		0.38	U		0.38	U	
METHYLENE CHLORIDE	0.68	U		0.6	U		0.59	U		0.59	U	
NAPHTHALENE	0.66	B	A	0.17	U		1	J	P	0.17	U	
N-BUTYLBENZENE	0.23	U		0.21	U		0.2	U		0.2	U	
N-PROPYLBENZENE	0.4	U		0.36	U		0.35	U		0.35	U	
O-XYLENE	0.35	U		0.31	U		0.31	U		0.31	U	
SEC-BUTYLBENZENE	0.18	U		0.16	U		0.16	U		0.16	U	
STYRENE	0.15	U		0.13	U		0.13	U		0.13	U	
TERT-AMYL METHYL ETHER	0.37	U		0.33	U		0.32	U		0.33	U	
TERT-BUTYLBENZENE	0.29	U		0.26	U		0.25	U		0.26	U	
TERTIARY-BUTYL ALCOHOL	7.7	UR	C	6.8	UR	C	6.7	UR	C	6.7	UR	C
TETRACHLOROETHENE	0.53	U		0.46	U		0.46	U		0.46	U	
TOLUENE	0.37	B	A	0.24	U		0.24	U		0.24	U	
TOTAL XYLENES	0.35	U		0.31	U		0.31	U		0.31	U	
TRANS-1,2-DICHLOROETHENE	0.41	U		0.37	U		0.36	U		0.36	U	
TRANS-1,3-DICHLOROPROPENE	0.55	U		0.48	U		0.47	U		0.48	U	
TRICHLOROETHENE	0.42	U		0.37	U		0.37	U		0.37	U	
TRICHLOROFLUOROMETHANE	0.34	U		0.3	U		0.3	U		0.3	U	

PROJ_NO: 05480	NSAMPLE	DR-SB-203-02-04			DR-SB-203-10-12		
SDG: 240-28372-1	LAB_ID	240-28372-5			240-28372-6		
FRACTION: OV	SAMP_DATE	8/26/2013			8/26/2013		
MEDIA: SOIL	QC_TYPE	NM			NM		
	UNITS	UG/KG			UG/KG		
	PCT_SOLIDS	93.6			84.9		
	DUP_OF						
PARAMETER		RESULT	VQL	QLCD	RESULT	VQL	QLCD
CARBON DISULFIDE		0.32	U		0.37	U	
CARBON TETRACHLORIDE		0.27	U		0.31	U	
CHLOROBENZENE		0.24	U		0.28	U	
CHLORODIBROMOMETHANE		0.4	U		0.47	U	
CHLOROETHANE		0.62	U		0.73	U	
CHLOROFORM		0.21	U		0.25	U	
CHLOROMETHANE		0.3	U		0.35	U	
CIS-1,2-DICHLOROETHENE		0.26	U		0.3	U	
CIS-1,3-DICHLOROPROPENE		0.24	U		0.29	U	
DIBROMOMETHANE		0.45	U		0.53	U	
DICHLORODIFLUOROMETHANE		0.36	U		0.42	U	
DIISOPROPYL ETHER		1.1	U		1.3	U	
ETHYL TERT-BUTYL ETHER		0.16	U		0.19	U	
ETHYLBENZENE		0.19	U		0.22	U	
HEXACHLOROBUTADIENE		0.86	U		1	U	
ISOPROPYLBENZENE		0.12	U		0.14	U	
M+P-XYLENES		0.86	U		1	U	
METHYL TERT-BUTYL ETHER		0.31	U		0.36	U	
METHYLENE CHLORIDE		0.48	U		0.57	U	
NAPHTHALENE		0.14	U		0.16	U	
N-BUTYLBENZENE		0.17	U		0.19	U	
N-PROPYLBENZENE		0.29	U		0.34	U	
O-XYLENE		0.25	U		0.3	U	
SEC-BUTYLBENZENE		0.13	U		0.15	U	
STYRENE		0.11	U		0.13	U	
TERT-AMYL METHYL ETHER		0.27	U		0.31	U	
TERT-BUTYLBENZENE		0.21	U		0.25	U	
TERTIARY-BUTYL ALCOHOL		5.5	UR	C	6.4	UR	C
TETRACHLOROETHENE		0.37	U		0.44	U	
TOLUENE		0.19	U		0.23	U	
TOTAL XYLENES		0.25	U		0.3	U	
TRANS-1,2-DICHLOROETHENE		0.3	U		0.35	U	
TRANS-1,3-DICHLOROPROPENE		0.39	U		0.46	U	
TRICHLOROETHENE		0.3	U		0.36	U	
TRICHLOROFLUOROMETHANE		0.24	U		0.29	U	

PROJ_NO: 05480	NSAMPLE	DR-SB-200-04-06			DR-SB-200-10-12			DR-SB-201-02-04			DR-SB-201-08-10		
SDG: 240-28372-1	LAB_ID	240-28372-1			240-28372-2			240-28372-3			240-28372-4		
FRACTION: OV	SAMP_DATE	8/26/2013			8/26/2013			8/26/2013			8/26/2013		
MEDIA: SOIL	QC_TYPE	NM			NM			NM			NM		
	UNITS	UG/KG			UG/KG			UG/KG			UG/KG		
	PCT_SOLIDS	76.8			78.6			89.1			93.0		
	DUP_OF												
PARAMETER		RESULT	VQL	QLCD	RESULT	VQL	QLCD	RESULT	VQL	QLCD	RESULT	VQL	QLCD
VINYL ACETATE		0.25	UR	C	0.22	UR	C	0.22	UR	C	0.22	UR	C
VINYL CHLORIDE		0.39	U		0.35	U		0.34	U		0.35	U	

PROJ_NO: 05480	NSAMPLE	DR-SB-203-02-04			DR-SB-203-10-12		
SDG: 240-28372-1	LAB_ID	240-28372-5			240-28372-6		
FRACTION: OV	SAMP_DATE	8/26/2013			8/26/2013		
MEDIA: SOIL	QC_TYPE	NM			NM		
	UNITS	UG/KG			UG/KG		
	PCT_SOLIDS	93.6			84.9		
	DUP_OF						
PARAMETER		RESULT	VQL	QLCD	RESULT	VQL	QLCD
VINYL ACETATE		0.18	UR	C	0.21	UR	C
VINYL CHLORIDE		0.28	U		0.33	U	

PROJ_NO: 05480	NSAMPLE	DR-SB-200-04-06			DR-SB-200-10-12			DR-SB-201-02-04			DR-SB-201-08-10		
SDG: 240-28372-1	LAB_ID	240-28372-1			240-28372-2			240-28372-3			240-28372-4		
FRACTION: PCB	SAMP_DATE	8/26/2013			8/26/2013			8/26/2013			8/26/2013		
MEDIA: SOIL	QC_TYPE	NM			NM			NM			NM		
	UNITS	UG/KG			UG/KG			UG/KG			UG/KG		
	PCT_SOLIDS	76.8			78.6			89.1			93.0		
	DUP_OF												
PARAMETER		RESULT	VQL	QLCD	RESULT	VQL	QLCD	RESULT	VQL	QLCD	RESULT	VQL	QLCD
AROCLOR-1016		27	U		27	U		23	U		23	U	
AROCLOR-1221		21	U		20	U		18	U		17	U	
AROCLOR-1232		18	U		18	U		16	U		15	U	
AROCLOR-1242		17	U		17	U		14	U		14	U	
AROCLOR-1248		22	U		22	U		19	U		19	U	
AROCLOR-1254		22	U		22	U		19	U		19	U	
AROCLOR-1260		22	U		22	U		19	U		19	U	

PROJ_NO: 05480	NSAMPLE	DR-SB-203-02-04			DR-SB-203-10-12		
SDG: 240-28372-1	LAB_ID	240-28372-5			240-28372-6		
FRACTION: PCB	SAMP_DATE	8/26/2013			8/26/2013		
MEDIA: SOIL	QC_TYPE	NM			NM		
	UNITS	UG/KG			UG/KG		
	PCT_SOLIDS	93.6			84.9		
	DUP_OF						
PARAMETER		RESULT	VQL	QLCD	RESULT	VQL	QLCD
AROCLOR-1016		23	U		25	U	
AROCLOR-1221		17	U		19	U	
AROCLOR-1232		15	U		17	U	
AROCLOR-1242		14	U		15	U	
AROCLOR-1248		18	U		20	U	
AROCLOR-1254		18	U		20	U	
AROCLOR-1260		18	U		20	U	

PROJ_NO: 05480	NSAMPLE	DR-SB-200-04-06						DR-SB-200-10-12					
SDG: 240-28372-1	LAB_ID	240-28372-1						240-28372-2					
FRACTION: PET	SAMP_DATE	8/26/2013						8/26/2013					
MEDIA: SOIL	QC_TYPE	NM						NM					
	UNITS	MG/KG			UG/KG			MG/KG			UG/KG		
	PCT_SOLIDS	76.8			76.8			78.6			78.6		
	DUP_OF												
PARAMETER		RESULT	VQL	QLCD	RESULT	VQL	QLCD	RESULT	VQL	QLCD	RESULT	VQL	QLCD
TPH (C06-C10)					60	U					59	U	
TPH (C10-C32)		150						12	U				

PROJ_NO: 05480	NSAMPLE	DR-SB-201-02-04						DR-SB-201-08-10					
SDG: 240-28372-1	LAB_ID	240-28372-3						240-28372-4					
FRACTION: PET	SAMP_DATE	8/26/2013						8/26/2013					
MEDIA: SOIL	QC_TYPE	NM						NM					
	UNITS	MG/KG			UG/KG			MG/KG			UG/KG		
	PCT_SOLIDS	89.1			89.1			93.0			93.0		
	DUP_OF												
PARAMETER		RESULT	VQL	QLCD	RESULT	VQL	QLCD	RESULT	VQL	QLCD	RESULT	VQL	QLCD
TPH (C06-C10)					49	U					48	U	
TPH (C10-C32)		10	U					10	U				

PROJ_NO: 05480	NSAMPLE	DR-SB-203-02-04						DR-SB-203-10-12					
SDG: 240-28372-1	LAB_ID	240-28372-5						240-28372-6					
FRACTION: PET	SAMP_DATE	8/26/2013						8/26/2013					
MEDIA: SOIL	QC_TYPE	NM						NM					
	UNITS	MG/KG			UG/KG			MG/KG			UG/KG		
	PCT_SOLIDS	93.6			93.6			84.9			84.9		
	DUP_OF												
PARAMETER		RESULT	VQL	QLCD	RESULT	VQL	QLCD	RESULT	VQL	QLCD	RESULT	VQL	QLCD
TPH (C06-C10)					48	U					53	U	
TPH (C10-C32)		9.9	U					11	U				

Appendix B

Results as Reported by the Laboratory

FORM I
GC/MS VOA ORGANICS ANALYSIS DATA SHEET

Lab Name: TestAmerica Canton Job No.: 240-28372-1

SDG No.:

Client Sample ID: DR-SB-200-04-06 Lab Sample ID: 240-28372-1

Matrix: Solid Lab File ID: 144489.D

Analysis Method: 8260B Date Collected: 08/26/2013 11:45

Sample wt/vol: 6.45(g) Date Analyzed: 09/04/2013 22:27

Soil Aliquot Vol: Dilution Factor: 1

Soil Extract Vol.: GC Column: DB-624 ID: 0.18(mm)

% Moisture: 23.2 Level: (low/med) Low

Analysis Batch No.: 100074 Units: ug/Kg

CAS NO.	COMPOUND NAME	RESULT	Q	RL	MDL
630-20-6	1,1,1,2-Tetrachloroethane	5.0	U	5.0	0.63
71-55-6	1,1,1-Trichloroethane	5.0	U	5.0	0.57
79-34-5	1,1,2,2-Tetrachloroethane	5.0	U	5.0	0.34
76-13-1	1,1,2-Trichloro-1,2,2-trichfluoroeth ane	5.0	U	5.0	1.3
75-34-3	1,1-Dichloroethane	5.0	U	5.0	0.36
75-35-4	1,1-Dichloroethene	5.0	U	5.0	0.53
563-58-6	1,1-Dichloropropene	5.0	U	5.0	0.30
87-61-6	1,2,3-Trichlorobenzene	5.0	U	5.0	0.38
96-18-4	1,2,3-Trichloropropane	5.0	U	5.0	0.91
526-73-8	1,2,3-Trimethylbenzene	5.0	U	5.0	0.17
120-82-1	1,2,4-Trichlorobenzene	5.0	U	5.0	0.27
95-63-6	1,2,4-Trimethylbenzene	5.0	U	5.0	0.66
96-12-8	1,2-Dibromo-3-Chloropropane	10	U	10	1.3
106-93-4	1,2-Dibromoethane	5.0	U	5.0	0.50
95-50-1	1,2-Dichlorobenzene	5.0	U	5.0	0.36
107-06-2	1,2-Dichloroethane	5.0	U	5.0	0.34
78-87-5	1,2-Dichloropropane	5.0	U	5.0	0.70
541-73-1	1,3-Dichlorobenzene	5.0	U	5.0	0.35
142-28-9	1,3-Dichloropropane	5.0	U	5.0	0.34
106-46-7	1,4-Dichlorobenzene	5.0	U	5.0	0.67
594-20-7	2,2-Dichloropropane	5.0	U	5.0	0.95
78-93-3	2-Butanone	13	J B	20	1.4
110-75-8	2-Chloroethyl vinyl ether	50	U	50	1.4
95-49-8	2-Chlorotoluene	5.0	U	5.0	0.40
591-78-6	2-Hexanone	20	U	20	0.64
106-43-4	4-Chlorotoluene	5.0	U	5.0	0.41
108-10-1	4-Methyl-2-pentanone	20	U	20	0.55
67-64-1	Acetone	87		20	6.4
71-43-2	Benzene	5.0	U	5.0	0.23
108-86-1	Bromobenzene	5.0	U	5.0	0.33
74-97-5	Bromochloromethane	5.0	U	5.0	0.72
75-27-4	Bromodichloromethane	5.0	U	5.0	0.28
75-25-2	Bromoform	5.0	U	5.0	0.33
74-83-9	Bromomethane	5.0	U	5.0	0.55
75-15-0	Carbon disulfide	5.0	U	5.0	0.44

FORM I
GC/MS VOA ORGANICS ANALYSIS DATA SHEET

Lab Name: TestAmerica Canton | Job No.: 240-28372-1

SDG No.:

Client Sample ID: DR-SB-200-04-06 | Lab Sample ID: 240-28372-1

Matrix: Solid | Lab File ID: 144489.D

Analysis Method: 8260B | Date Collected: 08/26/2013 11:45

Sample wt/vol: 6.45(g) | Date Analyzed: 09/04/2013 22:27

Soil Aliquot Vol: | Dilution Factor: 1

Soil Extract Vol.: | GC Column: DB-624 ID: 0.18(mm)

% Moisture: 23.2 | Level: (low/med) Low

Analysis Batch No.: 100074 | Units: ug/Kg

CAS NO.	COMPOUND NAME	RESULT	Q	RL	MDL
56-23-5	Carbon tetrachloride	5.0	U	5.0	0.37
108-90-7	Chlorobenzene	5.0	U	5.0	0.33
75-00-3	Chloroethane	5.0	U	5.0	0.87
67-66-3	Chloroform	5.0	U	5.0	0.29
74-87-3	Chloromethane	5.0	U	5.0	0.41
156-59-2	cis-1,2-Dichloroethene	0.47	J	5.0	0.36
10061-01-5	cis-1,3-Dichloropropene	5.0	U	5.0	0.34
124-48-1	Dibromochloromethane	5.0	U	5.0	0.56
74-95-3	Dibromomethane	5.0	U	5.0	0.64
75-71-8	Dichlorodifluoromethane	5.0	U	5.0	0.50
108-20-3	Diisopropyl ether	10	U	10	1.5
100-41-4	Ethylbenzene	5.0	U	5.0	0.26
637-92-3	Ethyl-t-butyl ether (ETBE)	5.0	U	5.0	0.22
87-68-3	Hexachlorobutadiene	5.0	U	5.0	1.2
98-82-8	Isopropylbenzene	5.0	U	5.0	0.16
1634-04-4	Methyl tert-butyl ether	5.0	U	5.0	0.43
75-09-2	Methylene Chloride	5.0	U	5.0	0.68
179601-23-1	m-Xylene & p-Xylene	10	U	10	1.2
91-20-3	Naphthalene	0.66	J B	5.0	0.19
104-51-8	n-Butylbenzene	5.0	U	5.0	0.23
103-65-1	n-Propylbenzene	5.0	U	5.0	0.40
95-47-6	o-Xylene	5.0	U	5.0	0.35
99-87-6	p-Isopropyltoluene	5.0	U	5.0	0.21
135-98-8	sec-Butylbenzene	5.0	U	5.0	0.18
100-42-5	Styrene	5.0	U	5.0	0.15
994-05-8	Tert-amyl-methyl ether (TAME)	5.0	U	5.0	0.37
75-65-0	tert-Butyl alcohol	200	U	200	7.7
98-06-6	tert-Butylbenzene	5.0	U	5.0	0.29
127-18-4	Tetrachloroethene	5.0	U	5.0	0.53
108-88-3	Toluene	0.37	J B	5.0	0.27
156-60-5	trans-1,2-Dichloroethene	5.0	U	5.0	0.41
10061-02-6	trans-1,3-Dichloropropene	5.0	U	5.0	0.55
79-01-6	Trichloroethene	5.0	U	5.0	0.42
75-69-4	Trichlorofluoromethane	5.0	U	5.0	0.34
108-05-4	Vinyl acetate	10	U	10	0.25
75-01-4	Vinyl chloride	5.0	U	5.0	0.39

FORM I
GC/MS VOA ORGANICS ANALYSIS DATA SHEET

Lab Name: TestAmerica Canton Job No.: 240-28372-1

SDG No.:

Client Sample ID: DR-SB-200-04-06 Lab Sample ID: 240-28372-1

Matrix: Solid Lab File ID: 144489.D

Analysis Method: 8260B Date Collected: 08/26/2013 11:45

Sample wt/vol: 6.45(g) Date Analyzed: 09/04/2013 22:27

Soil Aliquot Vol: Dilution Factor: 1

Soil Extract Vol.: GC Column: DB-624 ID: 0.18(mm)

% Moisture: 23.2 Level: (low/med) Low

Analysis Batch No.: 100074 Units: ug/Kg

CAS NO.	COMPOUND NAME	RESULT	Q	RL	MDL
1330-20-7	Xylenes, Total	10	U	10	0.35

CAS NO.	SURROGATE	%REC	Q	LIMITS
17060-07-0	1,2-Dichloroethane-d4 (Surr)	95		58-123
460-00-4	4-Bromofluorobenzene (Surr)	97		52-136
1868-53-7	Dibromofluoromethane (Surr)	90		37-132
2037-26-5	Toluene-d8 (Surr)	95		67-125

FORM I
GC/MS VOA ORGANICS ANALYSIS DATA SHEET

Lab Name: TestAmerica Canton Job No.: 240-28372-1

SDG No.:

Client Sample ID: DR-SB-200-10-12 Lab Sample ID: 240-28372-2

Matrix: Solid Lab File ID: 144508.D

Analysis Method: 8260B Date Collected: 08/26/2013 11:50

Sample wt/vol: 7.14(g) Date Analyzed: 09/05/2013 18:29

Soil Aliquot Vol: Dilution Factor: 1

Soil Extract Vol.: GC Column: DB-624 ID: 0.18(mm)

% Moisture: 21.4 Level: (low/med) Low

Analysis Batch No.: 100252 Units: ug/Kg

CAS NO.	COMPOUND NAME	RESULT	Q	RL	MDL
630-20-6	1,1,1,2-Tetrachloroethane	4.5	U	4.5	0.55
71-55-6	1,1,1-Trichloroethane	4.5	U	4.5	0.50
79-34-5	1,1,2,2-Tetrachloroethane	4.5	U	4.5	0.30
76-13-1	1,1,2-Trichloro-1,2,2-trichfluoroeth ane	4.5	U	4.5	1.2
75-34-3	1,1-Dichloroethane	4.5	U	4.5	0.32
75-35-4	1,1-Dichloroethene	4.5	U	4.5	0.46
563-58-6	1,1-Dichloropropene	4.5	U	4.5	0.27
87-61-6	1,2,3-Trichlorobenzene	4.5	U	4.5	0.34
96-18-4	1,2,3-Trichloropropane	4.5	U	4.5	0.80
526-73-8	1,2,3-Trimethylbenzene	4.5	U	4.5	0.15
120-82-1	1,2,4-Trichlorobenzene	4.5	U	4.5	0.24
95-63-6	1,2,4-Trimethylbenzene	4.5	U	4.5	0.58
96-12-8	1,2-Dibromo-3-Chloropropane	8.9	U	8.9	1.2
106-93-4	1,2-Dibromoethane	4.5	U	4.5	0.45
95-50-1	1,2-Dichlorobenzene	4.5	U	4.5	0.32
107-06-2	1,2-Dichloroethane	4.5	U	4.5	0.30
78-87-5	1,2-Dichloropropane	4.5	U	4.5	0.62
541-73-1	1,3-Dichlorobenzene	4.5	U	4.5	0.31
142-28-9	1,3-Dichloropropane	4.5	U	4.5	0.30
106-46-7	1,4-Dichlorobenzene	4.5	U	4.5	0.59
594-20-7	2,2-Dichloropropane	4.5	U	4.5	0.84
78-93-3	2-Butanone	18	U	18	1.2
110-75-8	2-Chloroethyl vinyl ether	45	U	45	1.2
95-49-8	2-Chlorotoluene	4.5	U	4.5	0.36
591-78-6	2-Hexanone	18	U	18	0.56
106-43-4	4-Chlorotoluene	4.5	U	4.5	0.37
108-10-1	4-Methyl-2-pentanone	18	U	18	0.48
67-64-1	Acetone	22		18	5.6
71-43-2	Benzene	4.5	U	4.5	0.21
108-86-1	Bromobenzene	4.5	U	4.5	0.29
74-97-5	Bromochloromethane	4.5	U	4.5	0.63
75-27-4	Bromodichloromethane	4.5	U	4.5	0.25
75-25-2	Bromoform	4.5	U	4.5	0.29
74-83-9	Bromomethane	4.5	U	4.5	0.48
75-15-0	Carbon disulfide	4.5	U	4.5	0.39

FORM I
GC/MS VOA ORGANICS ANALYSIS DATA SHEET

Lab Name: TestAmerica Canton Job No.: 240-28372-1

SDG No.:

Client Sample ID: DR-SB-200-10-12 Lab Sample ID: 240-28372-2

Matrix: Solid Lab File ID: 144508.D

Analysis Method: 8260B Date Collected: 08/26/2013 11:50

Sample wt/vol: 7.14(g) Date Analyzed: 09/05/2013 18:29

Soil Aliquot Vol: Dilution Factor: 1

Soil Extract Vol.: GC Column: DB-624 ID: 0.18(mm)

% Moisture: 21.4 Level: (low/med) Low

Analysis Batch No.: 100252 Units: ug/Kg

CAS NO.	COMPOUND NAME	RESULT	Q	RL	MDL
56-23-5	Carbon tetrachloride	4.5	U	4.5	0.33
108-90-7	Chlorobenzene	4.5	U	4.5	0.29
75-00-3	Chloroethane	4.5	U	4.5	0.77
67-66-3	Chloroform	4.5	U	4.5	0.26
74-87-3	Chloromethane	4.5	U	4.5	0.37
156-59-2	cis-1,2-Dichloroethene	4.5	U	4.5	0.32
10061-01-5	cis-1,3-Dichloropropene	4.5	U	4.5	0.30
124-48-1	Dibromochloromethane	4.5	U	4.5	0.49
74-95-3	Dibromomethane	4.5	U	4.5	0.56
75-71-8	Dichlorodifluoromethane	4.5	U	4.5	0.45
108-20-3	Diisopropyl ether	8.9	U	8.9	1.3
100-41-4	Ethylbenzene	4.5	U	4.5	0.23
637-92-3	Ethyl-t-butyl ether (ETBE)	4.5	U	4.5	0.20
87-68-3	Hexachlorobutadiene	4.5	U	4.5	1.1
98-82-8	Isopropylbenzene	4.5	U	4.5	0.14
1634-04-4	Methyl tert-butyl ether	4.5	U	4.5	0.38
75-09-2	Methylene Chloride	4.5	U	4.5	0.60
179601-23-1	m-Xylene & p-Xylene	8.9	U	8.9	1.1
91-20-3	Naphthalene	4.5	U	4.5	0.17
104-51-8	n-Butylbenzene	4.5	U	4.5	0.21
103-65-1	n-Propylbenzene	4.5	U	4.5	0.36
95-47-6	o-Xylene	4.5	U	4.5	0.31
99-87-6	p-Isopropyltoluene	4.5	U	4.5	0.19
135-98-8	sec-Butylbenzene	4.5	U	4.5	0.16
100-42-5	Styrene	4.5	U	4.5	0.13
994-05-8	Tert-amyl-methyl ether (TAME)	4.5	U	4.5	0.33
75-65-0	tert-Butyl alcohol	180	U	180	6.8
98-06-6	tert-Butylbenzene	4.5	U	4.5	0.26
127-18-4	Tetrachloroethene	4.5	U	4.5	0.46
108-88-3	Toluene	4.5	U	4.5	0.24
156-60-5	trans-1,2-Dichloroethene	4.5	U	4.5	0.37
10061-02-6	trans-1,3-Dichloropropene	4.5	U	4.5	0.48
79-01-6	Trichloroethene	4.5	U	4.5	0.37
75-69-4	Trichlorofluoromethane	4.5	U	4.5	0.30
108-05-4	Vinyl acetate	8.9	U	8.9	0.22
75-01-4	Vinyl chloride	4.5	U	4.5	0.35

FORM I
GC/MS VOA ORGANICS ANALYSIS DATA SHEET

Lab Name: TestAmerica Canton Job No.: 240-28372-1

SDG No.:

Client Sample ID: DR-SB-200-10-12 Lab Sample ID: 240-28372-2

Matrix: Solid Lab File ID: 144508.D

Analysis Method: 8260B Date Collected: 08/26/2013 11:50

Sample wt/vol: 7.14(g) Date Analyzed: 09/05/2013 18:29

Soil Aliquot Vol: Dilution Factor: 1

Soil Extract Vol.: GC Column: DB-624 ID: 0.18(mm)

% Moisture: 21.4 Level: (low/med) Low

Analysis Batch No.: 100252 Units: ug/Kg

CAS NO.	COMPOUND NAME	RESULT	Q	RL	MDL
1330-20-7	Xylenes, Total	8.9	U	8.9	0.31

CAS NO.	SURROGATE	%REC	Q	LIMITS
17060-07-0	1,2-Dichloroethane-d4 (Surr)	99		58-123
460-00-4	4-Bromofluorobenzene (Surr)	95		52-136
1868-53-7	Dibromofluoromethane (Surr)	88		37-132
2037-26-5	Toluene-d8 (Surr)	89		67-125

FORM I
GC/MS VOA ORGANICS ANALYSIS DATA SHEET

Lab Name: TestAmerica Canton Job No.: 240-28372-1

SDG No.:

Client Sample ID: DR-SB-201-02-04 Lab Sample ID: 240-28372-3

Matrix: Solid Lab File ID: UX87206.D

Analysis Method: 8260B Date Collected: 08/26/2013 14:00

Sample wt/vol: 6.4(g) Date Analyzed: 09/05/2013 10:08

Soil Aliquot Vol: Dilution Factor: 1

Soil Extract Vol.: GC Column: DB-624 ID: 0.18(mm)

% Moisture: 10.9 Level: (low/med) Low

Analysis Batch No.: 100155 Units: ug/Kg

CAS NO.	COMPOUND NAME	RESULT	Q	RL	MDL
630-20-6	1,1,1,2-Tetrachloroethane	4.4	U	4.4	0.54
71-55-6	1,1,1-Trichloroethane	4.4	U	4.4	0.49
79-34-5	1,1,2,2-Tetrachloroethane	4.4	U	4.4	0.30
76-13-1	1,1,2-Trichloro-1,2,2-trichfluoroeth ane	4.4	U	4.4	1.1
75-34-3	1,1-Dichloroethane	4.4	U	4.4	0.32
75-35-4	1,1-Dichloroethene	4.4	U	4.4	0.46
563-58-6	1,1-Dichloropropene	4.4	U *	4.4	0.26
87-61-6	1,2,3-Trichlorobenzene	4.4	U	4.4	0.33
96-18-4	1,2,3-Trichloropropane	4.4	U	4.4	0.79
526-73-8	1,2,3-Trimethylbenzene	4.4	U	4.4	0.15
120-82-1	1,2,4-Trichlorobenzene	0.28	J	4.4	0.24
95-63-6	1,2,4-Trimethylbenzene	4.4	U	4.4	0.57
96-12-8	1,2-Dibromo-3-Chloropropane	8.8	U	8.8	1.1
106-93-4	1,2-Dibromoethane	4.4	U	4.4	0.44
95-50-1	1,2-Dichlorobenzene	4.4	U	4.4	0.32
107-06-2	1,2-Dichloroethane	4.4	U	4.4	0.30
78-87-5	1,2-Dichloropropane	4.4	U	4.4	0.61
541-73-1	1,3-Dichlorobenzene	4.4	U	4.4	0.31
142-28-9	1,3-Dichloropropane	4.4	U	4.4	0.30
106-46-7	1,4-Dichlorobenzene	4.4	U	4.4	0.58
594-20-7	2,2-Dichloropropane	4.4	U	4.4	0.82
78-93-3	2-Butanone	3.2	J	18	1.2
110-75-8	2-Chloroethyl vinyl ether	44	U	44	1.2
95-49-8	2-Chlorotoluene	4.4	U	4.4	0.35
591-78-6	2-Hexanone	18	U	18	0.55
106-43-4	4-Chlorotoluene	4.4	U	4.4	0.36
108-10-1	4-Methyl-2-pentanone	18	U	18	0.47
67-64-1	Acetone	40		18	5.5
71-43-2	Benzene	4.4	U	4.4	0.20
108-86-1	Bromobenzene	4.4	U	4.4	0.29
74-97-5	Bromochloromethane	4.4	U	4.4	0.62
75-27-4	Bromodichloromethane	4.4	U	4.4	0.25
75-25-2	Bromoform	4.4	U	4.4	0.29
74-83-9	Bromomethane	4.4	U	4.4	0.47
75-15-0	Carbon disulfide	4.4	U	4.4	0.39

FORM I
GC/MS VOA ORGANICS ANALYSIS DATA SHEET

Lab Name: TestAmerica Canton | Job No.: 240-28372-1

SDG No.:

Client Sample ID: DR-SB-201-02-04 | Lab Sample ID: 240-28372-3

Matrix: Solid | Lab File ID: UX87206.D

Analysis Method: 8260B | Date Collected: 08/26/2013 14:00

Sample wt/vol: 6.4(g) | Date Analyzed: 09/05/2013 10:08

Soil Aliquot Vol: | Dilution Factor: 1

Soil Extract Vol.: | GC Column: DB-624 ID: 0.18(mm)

% Moisture: 10.9 | Level: (low/med) Low

Analysis Batch No.: 100155 | Units: ug/Kg

CAS NO.	COMPOUND NAME	RESULT	Q	RL	MDL
56-23-5	Carbon tetrachloride	4.4	U	4.4	0.32
108-90-7	Chlorobenzene	4.4	U	4.4	0.29
75-00-3	Chloroethane	4.4	U	4.4	0.75
67-66-3	Chloroform	4.4	U	4.4	0.25
74-87-3	Chloromethane	4.4	U	4.4	0.36
156-59-2	cis-1,2-Dichloroethene	4.4	U	4.4	0.32
10061-01-5	cis-1,3-Dichloropropene	4.4	U	4.4	0.30
124-48-1	Dibromochloromethane	4.4	U	4.4	0.48
74-95-3	Dibromomethane	4.4	U	4.4	0.55
75-71-8	Dichlorodifluoromethane	4.4	U	4.4	0.44
108-20-3	Diisopropyl ether	8.8	U	8.8	1.3
100-41-4	Ethylbenzene	4.4	U	4.4	0.23
637-92-3	Ethyl-t-butyl ether (ETBE)	4.4	U	4.4	0.19
87-68-3	Hexachlorobutadiene	4.4	U	4.4	1.1
98-82-8	Isopropylbenzene	4.4	U	4.4	0.14
1634-04-4	Methyl tert-butyl ether	4.4	U	4.4	0.38
75-09-2	Methylene Chloride	4.4	U	4.4	0.59
179601-23-1	m-Xylene & p-Xylene	8.8	U	8.8	1.1
91-20-3	Naphthalene	1.0	J	4.4	0.17
104-51-8	n-Butylbenzene	4.4	U	4.4	0.20
103-65-1	n-Propylbenzene	4.4	U	4.4	0.35
95-47-6	o-Xylene	4.4	U	4.4	0.31
99-87-6	p-Isopropyltoluene	4.4	U	4.4	0.18
135-98-8	sec-Butylbenzene	4.4	U	4.4	0.16
100-42-5	Styrene	4.4	U	4.4	0.13
994-05-8	Tert-amyl-methyl ether (TAME)	4.4	U	4.4	0.32
75-65-0	tert-Butyl alcohol	180	U	180	6.7
98-06-6	tert-Butylbenzene	4.4	U	4.4	0.25
127-18-4	Tetrachloroethene	4.4	U	4.4	0.46
108-88-3	Toluene	4.4	U	4.4	0.24
156-60-5	trans-1,2-Dichloroethene	4.4	U	4.4	0.36
10061-02-6	trans-1,3-Dichloropropene	4.4	U	4.4	0.47
79-01-6	Trichloroethene	4.4	U	4.4	0.37
75-69-4	Trichlorofluoromethane	4.4	U	4.4	0.30
108-05-4	Vinyl acetate	8.8	U *	8.8	0.22
75-01-4	Vinyl chloride	4.4	U	4.4	0.34

FORM I
GC/MS VOA ORGANICS ANALYSIS DATA SHEET

Lab Name: TestAmerica Canton Job No.: 240-28372-1

SDG No.:

Client Sample ID: DR-SB-201-02-04 Lab Sample ID: 240-28372-3

Matrix: Solid Lab File ID: UX87206.D

Analysis Method: 8260B Date Collected: 08/26/2013 14:00

Sample wt/vol: 6.4(g) Date Analyzed: 09/05/2013 10:08

Soil Aliquot Vol: Dilution Factor: 1

Soil Extract Vol.: GC Column: DB-624 ID: 0.18(mm)

% Moisture: 10.9 Level: (low/med) Low

Analysis Batch No.: 100155 Units: ug/Kg

CAS NO.	COMPOUND NAME	RESULT	Q	RL	MDL
1330-20-7	Xylenes, Total	8.8	U	8.8	0.31

CAS NO.	SURROGATE	%REC	Q	LIMITS
17060-07-0	1,2-Dichloroethane-d4 (Surr)	90		58-123
460-00-4	4-Bromofluorobenzene (Surr)	81		52-136
1868-53-7	Dibromofluoromethane (Surr)	97		37-132
2037-26-5	Toluene-d8 (Surr)	105		67-125

FORM I
GC/MS VOA ORGANICS ANALYSIS DATA SHEET

Lab Name: TestAmerica Canton Job No.: 240-28372-1

SDG No.:

Client Sample ID: DR-SB-201-08-10 Lab Sample ID: 240-28372-4

Matrix: Solid Lab File ID: UX87207.D

Analysis Method: 8260B Date Collected: 08/26/2013 14:05

Sample wt/vol: 6.06(g) Date Analyzed: 09/05/2013 10:29

Soil Aliquot Vol: Dilution Factor: 1

Soil Extract Vol.: GC Column: DB-624 ID: 0.18(mm)

% Moisture: 7.0 Level: (low/med) Low

Analysis Batch No.: 100155 Units: ug/Kg

CAS NO.	COMPOUND NAME	RESULT	Q	RL	MDL
630-20-6	1,1,1,2-Tetrachloroethane	4.4	U	4.4	0.55
71-55-6	1,1,1-Trichloroethane	4.4	U	4.4	0.50
79-34-5	1,1,2,2-Tetrachloroethane	4.4	U	4.4	0.30
76-13-1	1,1,2-Trichloro-1,2,2-trichfluoroeth ane	4.4	U	4.4	1.2
75-34-3	1,1-Dichloroethane	4.4	U	4.4	0.32
75-35-4	1,1-Dichloroethene	4.4	U	4.4	0.46
563-58-6	1,1-Dichloropropene	4.4	U *	4.4	0.27
87-61-6	1,2,3-Trichlorobenzene	4.4	U	4.4	0.34
96-18-4	1,2,3-Trichloropropane	4.4	U	4.4	0.80
526-73-8	1,2,3-Trimethylbenzene	4.4	U	4.4	0.15
120-82-1	1,2,4-Trichlorobenzene	4.4	U	4.4	0.24
95-63-6	1,2,4-Trimethylbenzene	4.4	U	4.4	0.58
96-12-8	1,2-Dibromo-3-Chloropropane	8.9	U	8.9	1.2
106-93-4	1,2-Dibromoethane	4.4	U	4.4	0.44
95-50-1	1,2-Dichlorobenzene	4.4	U	4.4	0.32
107-06-2	1,2-Dichloroethane	4.4	U	4.4	0.30
78-87-5	1,2-Dichloropropane	4.4	U	4.4	0.61
541-73-1	1,3-Dichlorobenzene	4.4	U	4.4	0.31
142-28-9	1,3-Dichloropropane	4.4	U	4.4	0.30
106-46-7	1,4-Dichlorobenzene	4.4	U	4.4	0.59
594-20-7	2,2-Dichloropropane	4.4	U	4.4	0.83
78-93-3	2-Butanone	5.4	J	18	1.2
110-75-8	2-Chloroethyl vinyl ether	44	U	44	1.2
95-49-8	2-Chlorotoluene	4.4	U	4.4	0.35
591-78-6	2-Hexanone	18	U	18	0.56
106-43-4	4-Chlorotoluene	4.4	U	4.4	0.36
108-10-1	4-Methyl-2-pentanone	18	U	18	0.48
67-64-1	Acetone	53		18	5.6
71-43-2	Benzene	4.4	U	4.4	0.20
108-86-1	Bromobenzene	4.4	U	4.4	0.29
74-97-5	Bromochloromethane	4.4	U	4.4	0.63
75-27-4	Bromodichloromethane	4.4	U	4.4	0.25
75-25-2	Bromoform	4.4	U	4.4	0.29
74-83-9	Bromomethane	4.4	U	4.4	0.48
75-15-0	Carbon disulfide	1.2	J	4.4	0.39

FORM I
GC/MS VOA ORGANICS ANALYSIS DATA SHEET

Lab Name: TestAmerica Canton Job No.: 240-28372-1

SDG No.:

Client Sample ID: DR-SB-201-08-10 Lab Sample ID: 240-28372-4

Matrix: Solid Lab File ID: UX87207.D

Analysis Method: 8260B Date Collected: 08/26/2013 14:05

Sample wt/vol: 6.06(g) Date Analyzed: 09/05/2013 10:29

Soil Aliquot Vol: Dilution Factor: 1

Soil Extract Vol.: GC Column: DB-624 ID: 0.18(mm)

% Moisture: 7.0 Level: (low/med) Low

Analysis Batch No.: 100155 Units: ug/Kg

CAS NO.	COMPOUND NAME	RESULT	Q	RL	MDL
56-23-5	Carbon tetrachloride	4.4	U	4.4	0.33
108-90-7	Chlorobenzene	4.4	U	4.4	0.29
75-00-3	Chloroethane	4.4	U	4.4	0.76
67-66-3	Chloroform	4.4	U	4.4	0.26
74-87-3	Chloromethane	4.4	U	4.4	0.36
156-59-2	cis-1,2-Dichloroethene	4.4	U	4.4	0.32
10061-01-5	cis-1,3-Dichloropropene	4.4	U	4.4	0.30
124-48-1	Dibromochloromethane	4.4	U	4.4	0.49
74-95-3	Dibromomethane	4.4	U	4.4	0.56
75-71-8	Dichlorodifluoromethane	4.4	U	4.4	0.44
108-20-3	Diisopropyl ether	8.9	U	8.9	1.3
100-41-4	Ethylbenzene	4.4	U	4.4	0.23
637-92-3	Ethyl-t-butyl ether (ETBE)	4.4	U	4.4	0.20
87-68-3	Hexachlorobutadiene	4.4	U	4.4	1.1
98-82-8	Isopropylbenzene	4.4	U	4.4	0.14
1634-04-4	Methyl tert-butyl ether	4.4	U	4.4	0.38
75-09-2	Methylene Chloride	4.4	U	4.4	0.59
179601-23-1	m-Xylene & p-Xylene	8.9	U	8.9	1.1
91-20-3	Naphthalene	4.4	U	4.4	0.17
104-51-8	n-Butylbenzene	4.4	U	4.4	0.20
103-65-1	n-Propylbenzene	4.4	U	4.4	0.35
95-47-6	o-Xylene	4.4	U	4.4	0.31
99-87-6	p-Isopropyltoluene	4.4	U	4.4	0.19
135-98-8	sec-Butylbenzene	4.4	U	4.4	0.16
100-42-5	Styrene	4.4	U	4.4	0.13
994-05-8	Tert-amyl-methyl ether (TAME)	4.4	U	4.4	0.33
75-65-0	tert-Butyl alcohol	180	U	180	6.7
98-06-6	tert-Butylbenzene	4.4	U	4.4	0.26
127-18-4	Tetrachloroethene	4.4	U	4.4	0.46
108-88-3	Toluene	4.4	U	4.4	0.24
156-60-5	trans-1,2-Dichloroethene	4.4	U	4.4	0.36
10061-02-6	trans-1,3-Dichloropropene	4.4	U	4.4	0.48
79-01-6	Trichloroethene	4.4	U	4.4	0.37
75-69-4	Trichlorofluoromethane	4.4	U	4.4	0.30
108-05-4	Vinyl acetate	8.9	U *	8.9	0.22
75-01-4	Vinyl chloride	4.4	U	4.4	0.35

FORM I
GC/MS VOA ORGANICS ANALYSIS DATA SHEET

Lab Name: TestAmerica Canton Job No.: 240-28372-1

SDG No.:

Client Sample ID: DR-SB-201-08-10 Lab Sample ID: 240-28372-4

Matrix: Solid Lab File ID: UX87207.D

Analysis Method: 8260B Date Collected: 08/26/2013 14:05

Sample wt/vol: 6.06(g) Date Analyzed: 09/05/2013 10:29

Soil Aliquot Vol: Dilution Factor: 1

Soil Extract Vol.: GC Column: DB-624 ID: 0.18(mm)

% Moisture: 7.0 Level: (low/med) Low

Analysis Batch No.: 100155 Units: ug/Kg

CAS NO.	COMPOUND NAME	RESULT	Q	RL	MDL
1330-20-7	Xylenes, Total	8.9	U	8.9	0.31

CAS NO.	SURROGATE	%REC	Q	LIMITS
17060-07-0	1,2-Dichloroethane-d4 (Surr)	99		58-123
460-00-4	4-Bromofluorobenzene (Surr)	94		52-136
1868-53-7	Dibromofluoromethane (Surr)	102		37-132
2037-26-5	Toluene-d8 (Surr)	100		67-125

FORM I
GC/MS VOA ORGANICS ANALYSIS DATA SHEET

Lab Name: TestAmerica Canton Job No.: 240-28372-1

SDG No.:

Client Sample ID: DR-SB-203-02-04 Lab Sample ID: 240-28372-5

Matrix: Solid Lab File ID: UX87208.D

Analysis Method: 8260B Date Collected: 08/26/2013 14:50

Sample wt/vol: 7.42(g) Date Analyzed: 09/05/2013 10:50

Soil Aliquot Vol: Dilution Factor: 1

Soil Extract Vol.: GC Column: DB-624 ID: 0.18(mm)

% Moisture: 6.4 Level: (low/med) Low

Analysis Batch No.: 100155 Units: ug/Kg

CAS NO.	COMPOUND NAME	RESULT	Q	RL	MDL
630-20-6	1,1,1,2-Tetrachloroethane	3.6	U	3.6	0.45
71-55-6	1,1,1-Trichloroethane	3.6	U	3.6	0.40
79-34-5	1,1,2,2-Tetrachloroethane	3.6	U	3.6	0.24
76-13-1	1,1,2-Trichloro-1,2,2-trichfluoroeth ane	3.6	U	3.6	0.94
75-34-3	1,1-Dichloroethane	3.6	U	3.6	0.26
75-35-4	1,1-Dichloroethene	3.6	U	3.6	0.37
563-58-6	1,1-Dichloropropene	3.6	U *	3.6	0.22
87-61-6	1,2,3-Trichlorobenzene	3.6	U	3.6	0.27
96-18-4	1,2,3-Trichloropropane	3.6	U	3.6	0.65
526-73-8	1,2,3-Trimethylbenzene	3.6	U	3.6	0.12
120-82-1	1,2,4-Trichlorobenzene	3.6	U	3.6	0.19
95-63-6	1,2,4-Trimethylbenzene	3.6	U	3.6	0.47
96-12-8	1,2-Dibromo-3-Chloropropane	7.2	U	7.2	0.94
106-93-4	1,2-Dibromoethane	3.6	U	3.6	0.36
95-50-1	1,2-Dichlorobenzene	3.6	U	3.6	0.26
107-06-2	1,2-Dichloroethane	3.6	U	3.6	0.24
78-87-5	1,2-Dichloropropane	3.6	U	3.6	0.50
541-73-1	1,3-Dichlorobenzene	3.6	U	3.6	0.25
142-28-9	1,3-Dichloropropane	3.6	U	3.6	0.24
106-46-7	1,4-Dichlorobenzene	3.6	U	3.6	0.48
594-20-7	2,2-Dichloropropane	3.6	U	3.6	0.68
78-93-3	2-Butanone	14	U	14	1.0
110-75-8	2-Chloroethyl vinyl ether	36	U	36	1.0
95-49-8	2-Chlorotoluene	3.6	U	3.6	0.29
591-78-6	2-Hexanone	14	U	14	0.45
106-43-4	4-Chlorotoluene	3.6	U	3.6	0.30
108-10-1	4-Methyl-2-pentanone	14	U	14	0.39
67-64-1	Acetone	5.2	J	14	4.5
71-43-2	Benzene	3.6	U	3.6	0.17
108-86-1	Bromobenzene	3.6	U	3.6	0.24
74-97-5	Bromochloromethane	3.6	U	3.6	0.51
75-27-4	Bromodichloromethane	3.6	U	3.6	0.20
75-25-2	Bromoform	3.6	U	3.6	0.24
74-83-9	Bromomethane	3.6	U	3.6	0.39
75-15-0	Carbon disulfide	3.6	U	3.6	0.32

FORM I
GC/MS VOA ORGANICS ANALYSIS DATA SHEET

Lab Name: TestAmerica Canton Job No.: 240-28372-1

SDG No.:

Client Sample ID: DR-SB-203-02-04 Lab Sample ID: 240-28372-5

Matrix: Solid Lab File ID: UX87208.D

Analysis Method: 8260B Date Collected: 08/26/2013 14:50

Sample wt/vol: 7.42(g) Date Analyzed: 09/05/2013 10:50

Soil Aliquot Vol: Dilution Factor: 1

Soil Extract Vol.: GC Column: DB-624 ID: 0.18(mm)

% Moisture: 6.4 Level: (low/med) Low

Analysis Batch No.: 100155 Units: ug/Kg

CAS NO.	COMPOUND NAME	RESULT	Q	RL	MDL
56-23-5	Carbon tetrachloride	3.6	U	3.6	0.27
108-90-7	Chlorobenzene	3.6	U	3.6	0.24
75-00-3	Chloroethane	3.6	U	3.6	0.62
67-66-3	Chloroform	3.6	U	3.6	0.21
74-87-3	Chloromethane	3.6	U	3.6	0.30
156-59-2	cis-1,2-Dichloroethene	3.6	U	3.6	0.26
10061-01-5	cis-1,3-Dichloropropene	3.6	U	3.6	0.24
124-48-1	Dibromochloromethane	3.6	U	3.6	0.40
74-95-3	Dibromomethane	3.6	U	3.6	0.45
75-71-8	Dichlorodifluoromethane	3.6	U	3.6	0.36
108-20-3	Diisopropyl ether	7.2	U	7.2	1.1
100-41-4	Ethylbenzene	3.6	U	3.6	0.19
637-92-3	Ethyl-t-butyl ether (ETBE)	3.6	U	3.6	0.16
87-68-3	Hexachlorobutadiene	3.6	U	3.6	0.86
98-82-8	Isopropylbenzene	3.6	U	3.6	0.12
1634-04-4	Methyl tert-butyl ether	3.6	U	3.6	0.31
75-09-2	Methylene Chloride	3.6	U	3.6	0.48
179601-23-1	m-Xylene & p-Xylene	7.2	U	7.2	0.86
91-20-3	Naphthalene	3.6	U	3.6	0.14
104-51-8	n-Butylbenzene	3.6	U	3.6	0.17
103-65-1	n-Propylbenzene	3.6	U	3.6	0.29
95-47-6	o-Xylene	3.6	U	3.6	0.25
99-87-6	p-Isopropyltoluene	3.6	U	3.6	0.15
135-98-8	sec-Butylbenzene	3.6	U	3.6	0.13
100-42-5	Styrene	3.6	U	3.6	0.11
994-05-8	Tert-amyl-methyl ether (TAME)	3.6	U	3.6	0.27
75-65-0	tert-Butyl alcohol	140	U	140	5.5
98-06-6	tert-Butylbenzene	3.6	U	3.6	0.21
127-18-4	Tetrachloroethene	3.6	U	3.6	0.37
108-88-3	Toluene	3.6	U	3.6	0.19
156-60-5	trans-1,2-Dichloroethene	3.6	U	3.6	0.30
10061-02-6	trans-1,3-Dichloropropene	3.6	U	3.6	0.39
79-01-6	Trichloroethene	3.6	U	3.6	0.30
75-69-4	Trichlorofluoromethane	3.6	U	3.6	0.24
108-05-4	Vinyl acetate	7.2	U *	7.2	0.18
75-01-4	Vinyl chloride	3.6	U	3.6	0.28

FORM I
GC/MS VOA ORGANICS ANALYSIS DATA SHEET

Lab Name: TestAmerica Canton Job No.: 240-28372-1

SDG No.:

Client Sample ID: DR-SB-203-02-04 Lab Sample ID: 240-28372-5

Matrix: Solid Lab File ID: UX87208.D

Analysis Method: 8260B Date Collected: 08/26/2013 14:50

Sample wt/vol: 7.42(g) Date Analyzed: 09/05/2013 10:50

Soil Aliquot Vol: Dilution Factor: 1

Soil Extract Vol.: GC Column: DB-624 ID: 0.18(mm)

% Moisture: 6.4 Level: (low/med) Low

Analysis Batch No.: 100155 Units: ug/Kg

CAS NO.	COMPOUND NAME	RESULT	Q	RL	MDL
1330-20-7	Xylenes, Total	7.2	U	7.2	0.25

CAS NO.	SURROGATE	%REC	Q	LIMITS
17060-07-0	1,2-Dichloroethane-d4 (Surr)	99		58-123
460-00-4	4-Bromofluorobenzene (Surr)	88		52-136
1868-53-7	Dibromofluoromethane (Surr)	96		37-132
2037-26-5	Toluene-d8 (Surr)	97		67-125

FORM I
GC/MS VOA ORGANICS ANALYSIS DATA SHEET

Lab Name: TestAmerica Canton Job No.: 240-28372-1

SDG No.:

Client Sample ID: DR-SB-203-10-12 Lab Sample ID: 240-28372-6

Matrix: Solid Lab File ID: UX87209.D

Analysis Method: 8260B Date Collected: 08/26/2013 15:00

Sample wt/vol: 6.96(g) Date Analyzed: 09/05/2013 11:11

Soil Aliquot Vol: Dilution Factor: 1

Soil Extract Vol.: GC Column: DB-624 ID: 0.18(mm)

% Moisture: 15.1 Level: (low/med) Low

Analysis Batch No.: 100155 Units: ug/Kg

CAS NO.	COMPOUND NAME	RESULT	Q	RL	MDL
630-20-6	1,1,1,2-Tetrachloroethane	4.2	U	4.2	0.52
71-55-6	1,1,1-Trichloroethane	4.2	U	4.2	0.47
79-34-5	1,1,2,2-Tetrachloroethane	4.2	U	4.2	0.29
76-13-1	1,1,2-Trichloro-1,2,2-trichfluoroeth ane	4.2	U	4.2	1.1
75-34-3	1,1-Dichloroethane	4.2	U	4.2	0.30
75-35-4	1,1-Dichloroethene	4.2	U	4.2	0.44
563-58-6	1,1-Dichloropropene	4.2	U *	4.2	0.25
87-61-6	1,2,3-Trichlorobenzene	4.2	U	4.2	0.32
96-18-4	1,2,3-Trichloropropane	4.2	U	4.2	0.76
526-73-8	1,2,3-Trimethylbenzene	4.2	U	4.2	0.14
120-82-1	1,2,4-Trichlorobenzene	4.2	U	4.2	0.23
95-63-6	1,2,4-Trimethylbenzene	4.2	U	4.2	0.55
96-12-8	1,2-Dibromo-3-Chloropropane	8.5	U	8.5	1.1
106-93-4	1,2-Dibromoethane	4.2	U	4.2	0.42
95-50-1	1,2-Dichlorobenzene	4.2	U	4.2	0.30
107-06-2	1,2-Dichloroethane	4.2	U	4.2	0.29
78-87-5	1,2-Dichloropropane	4.2	U	4.2	0.58
541-73-1	1,3-Dichlorobenzene	4.2	U	4.2	0.30
142-28-9	1,3-Dichloropropane	4.2	U	4.2	0.29
106-46-7	1,4-Dichlorobenzene	4.2	U	4.2	0.56
594-20-7	2,2-Dichloropropane	4.2	U	4.2	0.80
78-93-3	2-Butanone	17	U	17	1.2
110-75-8	2-Chloroethyl vinyl ether	42	U	42	1.2
95-49-8	2-Chlorotoluene	4.2	U	4.2	0.34
591-78-6	2-Hexanone	17	U	17	0.53
106-43-4	4-Chlorotoluene	4.2	U	4.2	0.35
108-10-1	4-Methyl-2-pentanone	17	U	17	0.46
67-64-1	Acetone	5.7	J	17	5.3
71-43-2	Benzene	4.2	U	4.2	0.19
108-86-1	Bromobenzene	4.2	U	4.2	0.28
74-97-5	Bromochloromethane	4.2	U	4.2	0.60
75-27-4	Bromodichloromethane	4.2	U	4.2	0.24
75-25-2	Bromoform	4.2	U	4.2	0.28
74-83-9	Bromomethane	4.2	U	4.2	0.46
75-15-0	Carbon disulfide	4.2	U	4.2	0.37

FORM I
GC/MS VOA ORGANICS ANALYSIS DATA SHEET

Lab Name: TestAmerica Canton Job No.: 240-28372-1

SDG No.:

Client Sample ID: DR-SB-203-10-12 Lab Sample ID: 240-28372-6

Matrix: Solid Lab File ID: UX87209.D

Analysis Method: 8260B Date Collected: 08/26/2013 15:00

Sample wt/vol: 6.96(g) Date Analyzed: 09/05/2013 11:11

Soil Aliquot Vol: Dilution Factor: 1

Soil Extract Vol.: GC Column: DB-624 ID: 0.18(mm)

% Moisture: 15.1 Level: (low/med) Low

Analysis Batch No.: 100155 Units: ug/Kg

CAS NO.	COMPOUND NAME	RESULT	Q	RL	MDL
56-23-5	Carbon tetrachloride	4.2	U	4.2	0.31
108-90-7	Chlorobenzene	4.2	U	4.2	0.28
75-00-3	Chloroethane	4.2	U	4.2	0.73
67-66-3	Chloroform	4.2	U	4.2	0.25
74-87-3	Chloromethane	4.2	U	4.2	0.35
156-59-2	cis-1,2-Dichloroethene	4.2	U	4.2	0.30
10061-01-5	cis-1,3-Dichloropropene	4.2	U	4.2	0.29
124-48-1	Dibromochloromethane	4.2	U	4.2	0.47
74-95-3	Dibromomethane	4.2	U	4.2	0.53
75-71-8	Dichlorodifluoromethane	4.2	U	4.2	0.42
108-20-3	Diisopropyl ether	8.5	U	8.5	1.3
100-41-4	Ethylbenzene	4.2	U	4.2	0.22
637-92-3	Ethyl-t-butyl ether (ETBE)	4.2	U	4.2	0.19
87-68-3	Hexachlorobutadiene	4.2	U	4.2	1.0
98-82-8	Isopropylbenzene	4.2	U	4.2	0.14
1634-04-4	Methyl tert-butyl ether	4.2	U	4.2	0.36
75-09-2	Methylene Chloride	4.2	U	4.2	0.57
179601-23-1	m-Xylene & p-Xylene	8.5	U	8.5	1.0
91-20-3	Naphthalene	4.2	U	4.2	0.16
104-51-8	n-Butylbenzene	4.2	U	4.2	0.19
103-65-1	n-Propylbenzene	4.2	U	4.2	0.34
95-47-6	o-Xylene	4.2	U	4.2	0.30
99-87-6	p-Isopropyltoluene	4.2	U	4.2	0.18
135-98-8	sec-Butylbenzene	4.2	U	4.2	0.15
100-42-5	Styrene	4.2	U	4.2	0.13
994-05-8	Tert-amyl-methyl ether (TAME)	4.2	U	4.2	0.31
75-65-0	tert-Butyl alcohol	170	U	170	6.4
98-06-6	tert-Butylbenzene	4.2	U	4.2	0.25
127-18-4	Tetrachloroethene	4.2	U	4.2	0.44
108-88-3	Toluene	4.2	U	4.2	0.23
156-60-5	trans-1,2-Dichloroethene	4.2	U	4.2	0.35
10061-02-6	trans-1,3-Dichloropropene	4.2	U	4.2	0.46
79-01-6	Trichloroethene	4.2	U	4.2	0.36
75-69-4	Trichlorofluoromethane	4.2	U	4.2	0.29
108-05-4	Vinyl acetate	8.5	U *	8.5	0.21
75-01-4	Vinyl chloride	4.2	U	4.2	0.33

FORM I
GC/MS VOA ORGANICS ANALYSIS DATA SHEET

Lab Name: TestAmerica Canton Job No.: 240-28372-1

SDG No.:

Client Sample ID: DR-SB-203-10-12 Lab Sample ID: 240-28372-6

Matrix: Solid Lab File ID: UX87209.D

Analysis Method: 8260B Date Collected: 08/26/2013 15:00

Sample wt/vol: 6.96(g) Date Analyzed: 09/05/2013 11:11

Soil Aliquot Vol: Dilution Factor: 1

Soil Extract Vol.: GC Column: DB-624 ID: 0.18(mm)

% Moisture: 15.1 Level: (low/med) Low

Analysis Batch No.: 100155 Units: ug/Kg

CAS NO.	COMPOUND NAME	RESULT	Q	RL	MDL
1330-20-7	Xylenes, Total	8.5	U	8.5	0.30

CAS NO.	SURROGATE	%REC	Q	LIMITS
17060-07-0	1,2-Dichloroethane-d4 (Surr)	96		58-123
460-00-4	4-Bromofluorobenzene (Surr)	88		52-136
1868-53-7	Dibromofluoromethane (Surr)	94		37-132
2037-26-5	Toluene-d8 (Surr)	96		67-125

FORM I
GC/MS SEMI VOA ORGANICS ANALYSIS DATA SHEET

Lab Name: TestAmerica Canton | Job No.: 240-28372-1

SDG No.:

Client Sample ID: DR-SB-200-04-06 | Lab Sample ID: 240-28372-1

Matrix: Solid | Lab File ID: 30910027.D

Analysis Method: 8270D | Date Collected: 08/26/2013 11:45

Extract. Method: 3540C | Date Extracted: 09/05/2013 10:25

Sample wt/vol: 29.76(g) | Date Analyzed: 09/10/2013 20:31

Con. Extract Vol.: 2.0(mL) | Dilution Factor: 1

Injection Volume: 1(uL) | Level: (low/med) Low

% Moisture: 23.2 | GPC Cleanup:(Y/N) N

Analysis Batch No.: 100796 | Units: ug/Kg

CAS NO.	COMPOUND NAME	RESULT	Q	RL	MDL
92-52-4	1,1'-Biphenyl	66	U	66	4.6
88-06-2	2,4,6-Trichlorophenol	200	U	200	12
95-95-4	2,4,5-Trichlorophenol	200	U	200	33
120-83-2	2,4-Dichlorophenol	200	U	200	26
105-67-9	2,4-Dimethylphenol	200	U	200	26
51-28-5	2,4-Dinitrophenol	430	U	430	28
121-14-2	2,4-Dinitrotoluene	260	U	260	22
91-58-7	2-Chloronaphthalene	66	U	66	0.59
95-57-8	2-Chlorophenol	66	U	66	11
91-57-6	2-Methylnaphthalene	9.3		8.8	0.66
95-48-7	2-Methylphenol	260	U	260	14
88-74-4	2-Nitroaniline	260	U	260	12
88-75-5	2-Nitrophenol	66	U	66	11
15831-10-4	3 & 4 Methylphenol	530	U	530	26
91-94-1	3,3'-Dichlorobenzidine	130	U	130	24
99-09-2	3-Nitroaniline	260	U	260	21
534-52-1	4,6-Dinitro-2-methylphenol	200	U	200	12
101-55-3	4-Bromophenyl phenyl ether	66	U	66	17
59-50-7	4-Chloro-3-methylphenol	200	U	200	28
106-47-8	4-Chloroaniline	200	U	200	22
7005-72-3	4-Chlorophenyl phenyl ether	66	U	66	17
100-01-6	4-Nitroaniline	260	U	260	34
83-32-9	Acenaphthene	8.8	U	8.8	1.0
208-96-8	Acenaphthylene	8.8	U	8.8	0.46
98-86-2	Acetophenone	130	U	130	12
120-12-7	Anthracene	7.4	J	8.8	1.0
1912-24-9	Atrazine	260	U	260	12
100-52-7	Benzaldehyde	22	J *	130	16
56-55-3	Benzo[a]anthracene	41		8.8	0.83
50-32-8	Benzo[a]pyrene	37		8.8	0.84
205-99-2	Benzo[b]fluoranthene	53		8.8	0.77
191-24-2	Benzo[g,h,i]perylene	21		8.8	0.46
207-08-9	Benzo[k]fluoranthene	14		8.8	0.89
111-91-1	Bis(2-chloroethoxy)methane	130	U	130	29

FORM I
GC/MS SEMI VOA ORGANICS ANALYSIS DATA SHEET

Lab Name: TestAmerica Canton | Job No.: 240-28372-1

SDG No.:

Client Sample ID: DR-SB-200-04-06 | Lab Sample ID: 240-28372-1

Matrix: Solid | Lab File ID: 30910027.D

Analysis Method: 8270D | Date Collected: 08/26/2013 11:45

Extract. Method: 3540C | Date Extracted: 09/05/2013 10:25

Sample wt/vol: 29.76(g) | Date Analyzed: 09/10/2013 20:31

Con. Extract Vol.: 2.0(mL) | Dilution Factor: 1

Injection Volume: 1(uL) | Level: (low/med) Low

% Moisture: 23.2 | GPC Cleanup:(Y/N) N

Analysis Batch No.: 100796 | Units: ug/Kg

CAS NO.	COMPOUND NAME	RESULT	Q	RL	MDL
111-44-4	Bis(2-chloroethyl)ether	130	U	130	2.6
117-81-7	Bis(2-ethylhexyl) phthalate	38	J	92	25
85-68-7	Butyl benzyl phthalate	92	U	92	13
105-60-2	Caprolactam	430	U	430	49
86-74-8	Carbazole	66	U	66	35
218-01-9	Chrysene	50		8.8	1.4
84-74-2	Di-n-butyl phthalate	92	U	92	20
117-84-0	Di-n-octyl phthalate	92	U	92	10
53-70-3	Dibenzo(a,h)anthracene	8.8	U	8.8	0.87
132-64-9	Dibenzofuran	66	U	66	0.87
84-66-2	Diethyl phthalate	92	U	92	21
131-11-3	Dimethyl phthalate	92	U	92	22
206-44-0	Fluoranthene	53		8.8	0.72
86-73-7	Fluorene	8.1	J	8.8	0.70
118-74-1	Hexachlorobenzene	8.8	U	8.8	2.8
87-68-3	Hexachlorobutadiene	66	U	66	7.4
77-47-4	Hexachlorocyclopentadiene	430	U	430	11
67-72-1	Hexachloroethane	66	U	66	12
193-39-5	Indeno[1,2,3-cd]pyrene	22		8.8	0.46
78-59-1	Isophorone	66	U	66	17
621-64-7	N-Nitrosodi-n-propylamine	66	U	66	8.3
62-75-9	N-Nitrosodimethylamine	130	U	130	21
86-30-6	N-Nitrosodiphenylamine	66	U	66	28
91-20-3	Naphthalene	8.7	J	8.8	1.1
98-95-3	Nitrobenzene	130	U	130	2.9
87-86-5	Pentachlorophenol	200	U	200	12
85-01-8	Phenanthrene	31		8.8	0.96
108-95-2	Phenol	66	U	66	9.6
129-00-0	Pyrene	54		8.8	0.58
108-60-1	2,2'-oxybis[1-chloropropane]	130	U	130	12
606-20-2	2,6-Dinitrotoluene	260	U	260	28
100-02-7	4-Nitrophenol	430	U	430	22

FORM I
GC/MS SEMI VOA ORGANICS ANALYSIS DATA SHEET

Lab Name: TestAmerica Canton | Job No.: 240-28372-1

SDG No.:

Client Sample ID: DR-SB-200-04-06 | Lab Sample ID: 240-28372-1

Matrix: Solid | Lab File ID: 30910027.D

Analysis Method: 8270D | Date Collected: 08/26/2013 11:45

Extract. Method: 3540C | Date Extracted: 09/05/2013 10:25

Sample wt/vol: 29.76(g) | Date Analyzed: 09/10/2013 20:31

Con. Extract Vol.: 2.0(mL) | Dilution Factor: 1

Injection Volume: 1(uL) | Level: (low/med) Low

% Moisture: 23.2 | GPC Cleanup:(Y/N) N

Analysis Batch No.: 100796 | Units: ug/Kg

CAS NO.	SURROGATE	%REC	Q	LIMITS
1718-51-0	Terphenyl-d14 (Surr)	85		36-110
4165-62-2	Phenol-d5 (Surr)	59		26-110
4165-60-0	Nitrobenzene-d5 (Surr)	56		20-110
367-12-4	2-Fluorophenol (Surr)	60		24-110
321-60-8	2-Fluorobiphenyl (Surr)	59		24-110
118-79-6	2,4,6-Tribromophenol (Surr)	70		10-110

FORM I
GC/MS SEMI VOA ORGANICS ANALYSIS DATA SHEET

Lab Name: TestAmerica Canton | Job No.: 240-28372-1

SDG No.:

Client Sample ID: DR-SB-200-10-12 | Lab Sample ID: 240-28372-2

Matrix: Solid | Lab File ID: 30910022.D

Analysis Method: 8270D | Date Collected: 08/26/2013 11:50

Extract. Method: 3540C | Date Extracted: 09/05/2013 10:25

Sample wt/vol: 29.96(g) | Date Analyzed: 09/10/2013 18:24

Con. Extract Vol.: 2.0(mL) | Dilution Factor: 1

Injection Volume: 1(uL) | Level: (low/med) Low

% Moisture: 21.4 | GPC Cleanup:(Y/N) N

Analysis Batch No.: 100796 | Units: ug/Kg

CAS NO.	COMPOUND NAME	RESULT	Q	RL	MDL
92-52-4	1,1'-Biphenyl	64	U	64	4.5
88-06-2	2,4,6-Trichlorophenol	190	U	190	11
95-95-4	2,4,5-Trichlorophenol	190	U	190	32
120-83-2	2,4-Dichlorophenol	190	U	190	25
105-67-9	2,4-Dimethylphenol	190	U	190	25
51-28-5	2,4-Dinitrophenol	420	U	420	27
121-14-2	2,4-Dinitrotoluene	250	U	250	22
91-58-7	2-Chloronaphthalene	64	U	64	0.57
95-57-8	2-Chlorophenol	64	U	64	10
91-57-6	2-Methylnaphthalene	8.5	U	8.5	0.64
95-48-7	2-Methylphenol	250	U	250	14
88-74-4	2-Nitroaniline	250	U	250	12
88-75-5	2-Nitrophenol	64	U	64	11
15831-10-4	3 & 4 Methylphenol	510	U	510	25
91-94-1	3,3'-Dichlorobenzidine	130	U	130	23
99-09-2	3-Nitroaniline	250	U	250	20
534-52-1	4,6-Dinitro-2-methylphenol	190	U	190	12
101-55-3	4-Bromophenyl phenyl ether	64	U	64	17
59-50-7	4-Chloro-3-methylphenol	190	U	190	27
106-47-8	4-Chloroaniline	190	U	190	22
7005-72-3	4-Chlorophenyl phenyl ether	64	U	64	17
100-01-6	4-Nitroaniline	250	U	250	33
83-32-9	Acenaphthene	8.5	U	8.5	0.97
208-96-8	Acenaphthylene	8.5	U	8.5	0.45
98-86-2	Acetophenone	130	U	130	12
120-12-7	Anthracene	8.5	U	8.5	0.99
1912-24-9	Atrazine	250	U	250	12
100-52-7	Benzaldehyde	130	U *	130	15
56-55-3	Benzo[a]anthracene	8.5	U	8.5	0.80
50-32-8	Benzo[a]pyrene	8.5	U	8.5	0.82
205-99-2	Benzo[b]fluoranthene	8.5	U	8.5	0.75
191-24-2	Benzo[g,h,i]perylene	8.5	U	8.5	0.45
207-08-9	Benzo[k]fluoranthene	8.5	U	8.5	0.87
111-91-1	Bis(2-chloroethoxy)methane	130	U	130	28

FORM I
GC/MS SEMI VOA ORGANICS ANALYSIS DATA SHEET

Lab Name: TestAmerica Canton | Job No.: 240-28372-1

SDG No.:

Client Sample ID: DR-SB-200-10-12 | Lab Sample ID: 240-28372-2

Matrix: Solid | Lab File ID: 30910022.D

Analysis Method: 8270D | Date Collected: 08/26/2013 11:50

Extract. Method: 3540C | Date Extracted: 09/05/2013 10:25

Sample wt/vol: 29.96(g) | Date Analyzed: 09/10/2013 18:24

Con. Extract Vol.: 2.0(mL) | Dilution Factor: 1

Injection Volume: 1(uL) | Level: (low/med) Low

% Moisture: 21.4 | GPC Cleanup:(Y/N) N

Analysis Batch No.: 100796 | Units: ug/Kg

CAS NO.	COMPOUND NAME	RESULT	Q	RL	MDL
111-44-4	Bis(2-chloroethyl)ether	130	U	130	2.5
117-81-7	Bis(2-ethylhexyl) phthalate	89	U	89	24
85-68-7	Butyl benzyl phthalate	89	U	89	13
105-60-2	Caprolactam	420	U	420	47
86-74-8	Carbazole	64	U	64	34
218-01-9	Chrysene	8.5	U	8.5	1.4
84-74-2	Di-n-butyl phthalate	89	U	89	19
117-84-0	Di-n-octyl phthalate	89	U	89	10
53-70-3	Dibenzo(a,h)anthracene	8.5	U	8.5	0.84
132-64-9	Dibenzofuran	64	U	64	0.84
84-66-2	Diethyl phthalate	89	U	89	20
131-11-3	Dimethyl phthalate	89	U	89	22
206-44-0	Fluoranthene	8.5	U	8.5	0.70
86-73-7	Fluorene	8.5	U	8.5	0.68
118-74-1	Hexachlorobenzene	8.5	U	8.5	2.7
87-68-3	Hexachlorobutadiene	64	U	64	7.1
77-47-4	Hexachlorocyclopentadiene	420	U	420	10
67-72-1	Hexachloroethane	64	U	64	11
193-39-5	Indeno[1,2,3-cd]pyrene	8.5	U	8.5	0.45
78-59-1	Isophorone	64	U	64	17
621-64-7	N-Nitrosodi-n-propylamine	64	U	64	8.0
62-75-9	N-Nitrosodimethylamine	130	U	130	20
86-30-6	N-Nitrosodiphenylamine	64	U	64	27
91-20-3	Naphthalene	8.5	U	8.5	1.0
98-95-3	Nitrobenzene	130	U	130	2.8
87-86-5	Pentachlorophenol	190	U	190	12
85-01-8	Phenanthrene	8.5	U	8.5	0.93
108-95-2	Phenol	64	U	64	9.3
129-00-0	Pyrene	8.5	U	8.5	0.56
108-60-1	2,2'-oxybis[1-chloropropane]	130	U	130	12
606-20-2	2,6-Dinitrotoluene	250	U	250	27
100-02-7	4-Nitrophenol	420	U	420	22

FORM I
GC/MS SEMI VOA ORGANICS ANALYSIS DATA SHEET

Lab Name: TestAmerica Canton | Job No.: 240-28372-1

SDG No.:

Client Sample ID: DR-SB-200-10-12 | Lab Sample ID: 240-28372-2

Matrix: Solid | Lab File ID: 30910022.D

Analysis Method: 8270D | Date Collected: 08/26/2013 11:50

Extract. Method: 3540C | Date Extracted: 09/05/2013 10:25

Sample wt/vol: 29.96(g) | Date Analyzed: 09/10/2013 18:24

Con. Extract Vol.: 2.0(mL) | Dilution Factor: 1

Injection Volume: 1(uL) | Level: (low/med) Low

% Moisture: 21.4 | GPC Cleanup:(Y/N) N

Analysis Batch No.: 100796 | Units: ug/Kg

CAS NO.	SURROGATE	%REC	Q	LIMITS
1718-51-0	Terphenyl-d14 (Surr)	85		36-110
4165-62-2	Phenol-d5 (Surr)	58		26-110
4165-60-0	Nitrobenzene-d5 (Surr)	53		20-110
367-12-4	2-Fluorophenol (Surr)	59		24-110
321-60-8	2-Fluorobiphenyl (Surr)	56		24-110
118-79-6	2,4,6-Tribromophenol (Surr)	56		10-110

FORM I
GC/MS SEMI VOA ORGANICS ANALYSIS DATA SHEET

Lab Name: TestAmerica Canton | Job No.: 240-28372-1

SDG No.:

Client Sample ID: DR-SB-201-02-04 | Lab Sample ID: 240-28372-3

Matrix: Solid | Lab File ID: 30910024.D

Analysis Method: 8270D | Date Collected: 08/26/2013 14:00

Extract. Method: 3540C | Date Extracted: 09/05/2013 10:25

Sample wt/vol: 30.15(g) | Date Analyzed: 09/10/2013 19:15

Con. Extract Vol.: 2.0(mL) | Dilution Factor: 1

Injection Volume: 1(uL) | Level: (low/med) Low

% Moisture: 10.9 | GPC Cleanup:(Y/N) N

Analysis Batch No.: 100796 | Units: ug/Kg

CAS NO.	COMPOUND NAME	RESULT	Q	RL	MDL
92-52-4	1,1'-Biphenyl	56	U	56	3.9
88-06-2	2,4,6-Trichlorophenol	170	U	170	9.9
95-95-4	2,4,5-Trichlorophenol	170	U	170	28
120-83-2	2,4-Dichlorophenol	170	U	170	22
105-67-9	2,4-Dimethylphenol	170	U	170	22
51-28-5	2,4-Dinitrophenol	370	U	370	23
121-14-2	2,4-Dinitrotoluene	220	U	220	19
91-58-7	2-Chloronaphthalene	56	U	56	0.50
95-57-8	2-Chlorophenol	56	U	56	9.2
91-57-6	2-Methylnaphthalene	7.4	U	7.4	0.56
95-48-7	2-Methylphenol	220	U	220	12
88-74-4	2-Nitroaniline	220	U	220	10
88-75-5	2-Nitrophenol	56	U	56	9.3
15831-10-4	3 & 4 Methylphenol	450	U	450	22
91-94-1	3,3'-Dichlorobenzidine	110	U	110	20
99-09-2	3-Nitroaniline	220	U	220	18
534-52-1	4,6-Dinitro-2-methylphenol	170	U	170	10
101-55-3	4-Bromophenyl phenyl ether	56	U	56	15
59-50-7	4-Chloro-3-methylphenol	170	U	170	23
106-47-8	4-Chloroaniline	170	U	170	19
7005-72-3	4-Chlorophenyl phenyl ether	56	U	56	15
100-01-6	4-Nitroaniline	220	U	220	29
83-32-9	Acenaphthene	7.4	U	7.4	0.85
208-96-8	Acenaphthylene	7.4	U	7.4	0.39
98-86-2	Acetophenone	110	U	110	10
120-12-7	Anthracene	7.4	U	7.4	0.87
1912-24-9	Atrazine	220	U	220	10
100-52-7	Benzaldehyde	110	U *	110	13
56-55-3	Benzo[a]anthracene	7.4	U	7.4	0.70
50-32-8	Benzo[a]pyrene	7.4	U	7.4	0.71
205-99-2	Benzo[b]fluoranthene	7.4	U	7.4	0.66
191-24-2	Benzo[g,h,i]perylene	7.4	U	7.4	0.39
207-08-9	Benzo[k]fluoranthene	7.4	U	7.4	0.76
111-91-1	Bis(2-chloroethoxy)methane	110	U	110	25

FORM I
GC/MS SEMI VOA ORGANICS ANALYSIS DATA SHEET

Lab Name: TestAmerica Canton | Job No.: 240-28372-1

SDG No.:

Client Sample ID: DR-SB-201-02-04 | Lab Sample ID: 240-28372-3

Matrix: Solid | Lab File ID: 30910024.D

Analysis Method: 8270D | Date Collected: 08/26/2013 14:00

Extract. Method: 3540C | Date Extracted: 09/05/2013 10:25

Sample wt/vol: 30.15(g) | Date Analyzed: 09/10/2013 19:15

Con. Extract Vol.: 2.0(mL) | Dilution Factor: 1

Injection Volume: 1(uL) | Level: (low/med) Low

% Moisture: 10.9 | GPC Cleanup:(Y/N) N

Analysis Batch No.: 100796 | Units: ug/Kg

CAS NO.	COMPOUND NAME	RESULT	Q	RL	MDL
111-44-4	Bis(2-chloroethyl)ether	110	U	110	2.2
117-81-7	Bis(2-ethylhexyl) phthalate	21	J	78	21
85-68-7	Butyl benzyl phthalate	78	U	78	11
105-60-2	Caprolactam	370	U	370	41
86-74-8	Carbazole	56	U	56	30
218-01-9	Chrysene	7.4	U	7.4	1.2
84-74-2	Di-n-butyl phthalate	78	U	78	17
117-84-0	Di-n-octyl phthalate	78	U	78	8.8
53-70-3	Dibenzo(a,h)anthracene	7.4	U	7.4	0.74
132-64-9	Dibenzofuran	56	U	56	0.74
84-66-2	Diethyl phthalate	78	U	78	18
131-11-3	Dimethyl phthalate	78	U	78	19
206-44-0	Fluoranthene	7.4	U	7.4	0.61
86-73-7	Fluorene	7.4	U	7.4	0.59
118-74-1	Hexachlorobenzene	7.4	U	7.4	2.3
87-68-3	Hexachlorobutadiene	56	U	56	6.3
77-47-4	Hexachlorocyclopentadiene	370	U	370	9.0
67-72-1	Hexachloroethane	56	U	56	10
193-39-5	Indeno[1,2,3-cd]pyrene	7.4	U	7.4	0.39
78-59-1	Isophorone	56	U	56	15
621-64-7	N-Nitrosodi-n-propylamine	56	U	56	7.0
62-75-9	N-Nitrosodimethylamine	110	U	110	18
86-30-6	N-Nitrosodiphenylamine	56	U	56	23
91-20-3	Naphthalene	7.4	U	7.4	0.92
98-95-3	Nitrobenzene	110	U	110	2.5
87-86-5	Pentachlorophenol	170	U	170	10
85-01-8	Phenanthrene	7.4	U	7.4	0.82
108-95-2	Phenol	56	U	56	8.2
129-00-0	Pyrene	7.4	U	7.4	0.49
108-60-1	2,2'-oxybis[1-chloropropane]	110	U	110	11
606-20-2	2,6-Dinitrotoluene	220	U	220	23
100-02-7	4-Nitrophenol	370	U	370	19

FORM I
GC/MS SEMI VOA ORGANICS ANALYSIS DATA SHEET

Lab Name: TestAmerica Canton Job No.: 240-28372-1

SDG No.:

Client Sample ID: DR-SB-201-02-04 Lab Sample ID: 240-28372-3

Matrix: Solid Lab File ID: 30910024.D

Analysis Method: 8270D Date Collected: 08/26/2013 14:00

Extract. Method: 3540C Date Extracted: 09/05/2013 10:25

Sample wt/vol: 30.15(g) Date Analyzed: 09/10/2013 19:15

Con. Extract Vol.: 2.0(mL) Dilution Factor: 1

Injection Volume: 1(uL) Level: (low/med) Low

% Moisture: 10.9 GPC Cleanup:(Y/N) N

Analysis Batch No.: 100796 Units: ug/Kg

CAS NO.	SURROGATE	%REC	Q	LIMITS
1718-51-0	Terphenyl-d14 (Surr)	86		36-110
4165-62-2	Phenol-d5 (Surr)	63		26-110
4165-60-0	Nitrobenzene-d5 (Surr)	59		20-110
367-12-4	2-Fluorophenol (Surr)	65		24-110
321-60-8	2-Fluorobiphenyl (Surr)	60		24-110
118-79-6	2,4,6-Tribromophenol (Surr)	52		10-110

FORM I
GC/MS SEMI VOA ORGANICS ANALYSIS DATA SHEET

Lab Name: TestAmerica Canton | Job No.: 240-28372-1

SDG No.:

Client Sample ID: DR-SB-201-08-10 | Lab Sample ID: 240-28372-4

Matrix: Solid | Lab File ID: 30911008.D

Analysis Method: 8270D | Date Collected: 08/26/2013 14:05

Extract. Method: 3540C | Date Extracted: 09/05/2013 10:25

Sample wt/vol: 29.64(g) | Date Analyzed: 09/11/2013 11:55

Con. Extract Vol.: 2.0(mL) | Dilution Factor: 1

Injection Volume: 1(uL) | Level: (low/med) Low

% Moisture: 7.0 | GPC Cleanup:(Y/N) N

Analysis Batch No.: 100975 | Units: ug/Kg

CAS NO.	COMPOUND NAME	RESULT	Q	RL	MDL
92-52-4	1,1'-Biphenyl	54	U	54	3.8
88-06-2	2,4,6-Trichlorophenol	160	U	160	9.7
95-95-4	2,4,5-Trichlorophenol	160	U	160	27
120-83-2	2,4-Dichlorophenol	160	U	160	22
105-67-9	2,4-Dimethylphenol	160	U	160	22
51-28-5	2,4-Dinitrophenol	360	U	360	23
121-14-2	2,4-Dinitrotoluene	220	U	220	19
91-58-7	2-Chloronaphthalene	54	U	54	0.49
95-57-8	2-Chlorophenol	54	U	54	8.9
91-57-6	2-Methylnaphthalene	7.3	U	7.3	0.54
95-48-7	2-Methylphenol	220	U	220	12
88-74-4	2-Nitroaniline	220	U	220	9.9
88-75-5	2-Nitrophenol	54	U	54	9.0
15831-10-4	3 & 4 Methylphenol	440	U	440	22
91-94-1	3,3'-Dichlorobenzidine	110	U	110	20
99-09-2	3-Nitroaniline	220	U	220	17
534-52-1	4,6-Dinitro-2-methylphenol	160	U	160	10
101-55-3	4-Bromophenyl phenyl ether	54	U	54	14
59-50-7	4-Chloro-3-methylphenol	160	U	160	23
106-47-8	4-Chloroaniline	160	U	160	19
7005-72-3	4-Chlorophenyl phenyl ether	54	U	54	14
100-01-6	4-Nitroaniline	220	U	220	28
83-32-9	Acenaphthene	7.3	U	7.3	0.83
208-96-8	Acenaphthylene	7.3	U	7.3	0.38
98-86-2	Acetophenone	110	U	110	10
120-12-7	Anthracene	7.3	U	7.3	0.85
1912-24-9	Atrazine	220	U	220	9.9
100-52-7	Benzaldehyde	110	U *	110	13
56-55-3	Benzo[a]anthracene	7.3	U	7.3	0.69
50-32-8	Benzo[a]pyrene	7.3	U	7.3	0.70
205-99-2	Benzo[b]fluoranthene	7.3	U	7.3	0.64
191-24-2	Benzo[g,h,i]perylene	7.3	U	7.3	0.38
207-08-9	Benzo[k]fluoranthene	7.3	U	7.3	0.74
111-91-1	Bis(2-chloroethoxy)methane	110	U	110	24

FORM I
GC/MS SEMI VOA ORGANICS ANALYSIS DATA SHEET

Lab Name: TestAmerica Canton | Job No.: 240-28372-1

SDG No.:

Client Sample ID: DR-SB-201-08-10 | Lab Sample ID: 240-28372-4

Matrix: Solid | Lab File ID: 30911008.D

Analysis Method: 8270D | Date Collected: 08/26/2013 14:05

Extract. Method: 3540C | Date Extracted: 09/05/2013 10:25

Sample wt/vol: 29.64(g) | Date Analyzed: 09/11/2013 11:55

Con. Extract Vol.: 2.0(mL) | Dilution Factor: 1

Injection Volume: 1(uL) | Level: (low/med) Low

% Moisture: 7.0 | GPC Cleanup:(Y/N) N

Analysis Batch No.: 100975 | Units: ug/Kg

CAS NO.	COMPOUND NAME	RESULT	Q	RL	MDL
111-44-4	Bis(2-chloroethyl)ether	110	U	110	2.2
117-81-7	Bis(2-ethylhexyl) phthalate	76	U	76	21
85-68-7	Butyl benzyl phthalate	76	U	76	11
105-60-2	Caprolactam	360	U	360	40
86-74-8	Carbazole	54	U	54	29
218-01-9	Chrysene	7.3	U	7.3	1.2
84-74-2	Di-n-butyl phthalate	76	U	76	16
117-84-0	Di-n-octyl phthalate	76	U	76	8.6
53-70-3	Dibenzo(a,h)anthracene	7.3	U	7.3	0.72
132-64-9	Dibenzofuran	54	U	54	0.72
84-66-2	Diethyl phthalate	76	U	76	17
131-11-3	Dimethyl phthalate	76	U	76	19
206-44-0	Fluoranthene	7.3	U	7.3	0.60
86-73-7	Fluorene	7.3	U	7.3	0.58
118-74-1	Hexachlorobenzene	7.3	U	7.3	2.3
87-68-3	Hexachlorobutadiene	54	U	54	6.1
77-47-4	Hexachlorocyclopentadiene	360	U	360	8.8
67-72-1	Hexachloroethane	54	U	54	9.8
193-39-5	Indeno[1,2,3-cd]pyrene	7.3	U	7.3	0.38
78-59-1	Isophorone	54	U	54	14
621-64-7	N-Nitrosodi-n-propylamine	54	U	54	6.9
62-75-9	N-Nitrosodimethylamine	110	U	110	17
86-30-6	N-Nitrosodiphenylamine	54	U	54	23
91-20-3	Naphthalene	7.3	U	7.3	0.89
98-95-3	Nitrobenzene	110	U	110	2.4
87-86-5	Pentachlorophenol	160	U	160	9.9
85-01-8	Phenanthrene	7.3	U	7.3	0.79
108-95-2	Phenol	54	U	54	7.9
129-00-0	Pyrene	7.3	U	7.3	0.48
108-60-1	2,2'-oxybis[1-chloropropane]	110	U	110	10
606-20-2	2,6-Dinitrotoluene	220	U	220	23
100-02-7	4-Nitrophenol	360	U	360	19

FORM I
GC/MS SEMI VOA ORGANICS ANALYSIS DATA SHEET

Lab Name: TestAmerica Canton | Job No.: 240-28372-1

SDG No.:

Client Sample ID: DR-SB-201-08-10 | Lab Sample ID: 240-28372-4

Matrix: Solid | Lab File ID: 30911008.D

Analysis Method: 8270D | Date Collected: 08/26/2013 14:05

Extract. Method: 3540C | Date Extracted: 09/05/2013 10:25

Sample wt/vol: 29.64(g) | Date Analyzed: 09/11/2013 11:55

Con. Extract Vol.: 2.0(mL) | Dilution Factor: 1

Injection Volume: 1(uL) | Level: (low/med) Low

% Moisture: 7.0 | GPC Cleanup:(Y/N) N

Analysis Batch No.: 100975 | Units: ug/Kg

CAS NO.	SURROGATE	%REC	Q	LIMITS
1718-51-0	Terphenyl-d14 (Surr)	114	X	36-110
4165-62-2	Phenol-d5 (Surr)	80		26-110
4165-60-0	Nitrobenzene-d5 (Surr)	83		20-110
367-12-4	2-Fluorophenol (Surr)	63		24-110
321-60-8	2-Fluorobiphenyl (Surr)	87		24-110
118-79-6	2,4,6-Tribromophenol (Surr)	16		10-110

FORM I
GC/MS SEMI VOA ORGANICS ANALYSIS DATA SHEET

Lab Name: TestAmerica Canton | Job No.: 240-28372-1

SDG No.:

Client Sample ID: DR-SB-203-02-04 | Lab Sample ID: 240-28372-5

Matrix: Solid | Lab File ID: 30910026.D

Analysis Method: 8270D | Date Collected: 08/26/2013 14:50

Extract. Method: 3540C | Date Extracted: 09/05/2013 10:25

Sample wt/vol: 30.36(g) | Date Analyzed: 09/10/2013 20:06

Con. Extract Vol.: 2.0(mL) | Dilution Factor: 1

Injection Volume: 1(uL) | Level: (low/med) Low

% Moisture: 6.4 | GPC Cleanup:(Y/N) N

Analysis Batch No.: 100796 | Units: ug/Kg

CAS NO.	COMPOUND NAME	RESULT	Q	RL	MDL
92-52-4	1,1'-Biphenyl	53	U	53	3.7
88-06-2	2,4,6-Trichlorophenol	160	U	160	9.4
95-95-4	2,4,5-Trichlorophenol	160	U	160	26
120-83-2	2,4-Dichlorophenol	160	U	160	21
105-67-9	2,4-Dimethylphenol	160	U	160	21
51-28-5	2,4-Dinitrophenol	350	U	350	22
121-14-2	2,4-Dinitrotoluene	210	U	210	18
91-58-7	2-Chloronaphthalene	53	U	53	0.47
95-57-8	2-Chlorophenol	53	U	53	8.7
91-57-6	2-Methylnaphthalene	7.0	U	7.0	0.53
95-48-7	2-Methylphenol	210	U	210	12
88-74-4	2-Nitroaniline	210	U	210	9.6
88-75-5	2-Nitrophenol	53	U	53	8.8
15831-10-4	3 & 4 Methylphenol	420	U	420	21
91-94-1	3,3'-Dichlorobenzidine	110	U	110	19
99-09-2	3-Nitroaniline	210	U	210	17
534-52-1	4,6-Dinitro-2-methylphenol	160	U	160	9.7
101-55-3	4-Bromophenyl phenyl ether	53	U	53	14
59-50-7	4-Chloro-3-methylphenol	160	U	160	22
106-47-8	4-Chloroaniline	160	U	160	18
7005-72-3	4-Chlorophenyl phenyl ether	53	U	53	14
100-01-6	4-Nitroaniline	210	U	210	27
83-32-9	Acenaphthene	7.0	U	7.0	0.80
208-96-8	Acenaphthylene	7.0	U	7.0	0.37
98-86-2	Acetophenone	110	U	110	9.7
120-12-7	Anthracene	7.0	U	7.0	0.82
1912-24-9	Atrazine	210	U	210	9.6
100-52-7	Benzaldehyde	110	U *	110	13
56-55-3	Benzo[a]anthracene	7.0	U	7.0	0.66
50-32-8	Benzo[a]pyrene	7.0	U	7.0	0.68
205-99-2	Benzo[b]fluoranthene	7.0	U	7.0	0.62
191-24-2	Benzo[g,h,i]perylene	7.0	U	7.0	0.37
207-08-9	Benzo[k]fluoranthene	7.0	U	7.0	0.72
111-91-1	Bis(2-chloroethoxy)methane	110	U	110	23

FORM I
GC/MS SEMI VOA ORGANICS ANALYSIS DATA SHEET

Lab Name: TestAmerica Canton | Job No.: 240-28372-1

SDG No.:

Client Sample ID: DR-SB-203-02-04 | Lab Sample ID: 240-28372-5

Matrix: Solid | Lab File ID: 30910026.D

Analysis Method: 8270D | Date Collected: 08/26/2013 14:50

Extract. Method: 3540C | Date Extracted: 09/05/2013 10:25

Sample wt/vol: 30.36(g) | Date Analyzed: 09/10/2013 20:06

Con. Extract Vol.: 2.0(mL) | Dilution Factor: 1

Injection Volume: 1(uL) | Level: (low/med) Low

% Moisture: 6.4 | GPC Cleanup:(Y/N) N

Analysis Batch No.: 100796 | Units: ug/Kg

CAS NO.	COMPOUND NAME	RESULT	Q	RL	MDL
111-44-4	Bis(2-chloroethyl)ether	110	U	110	2.1
117-81-7	Bis(2-ethylhexyl) phthalate	74	U	74	20
85-68-7	Butyl benzyl phthalate	74	U	74	11
105-60-2	Caprolactam	350	U	350	39
86-74-8	Carbazole	53	U	53	28
218-01-9	Chrysene	7.0	U	7.0	1.2
84-74-2	Di-n-butyl phthalate	74	U	74	16
117-84-0	Di-n-octyl phthalate	74	U	74	8.3
53-70-3	Dibenzo(a,h)anthracene	7.0	U	7.0	0.70
132-64-9	Dibenzofuran	53	U	53	0.70
84-66-2	Diethyl phthalate	74	U	74	17
131-11-3	Dimethyl phthalate	74	U	74	18
206-44-0	Fluoranthene	7.0	U	7.0	0.58
86-73-7	Fluorene	7.0	U	7.0	0.56
118-74-1	Hexachlorobenzene	7.0	U	7.0	2.2
87-68-3	Hexachlorobutadiene	53	U	53	5.9
77-47-4	Hexachlorocyclopentadiene	350	U	350	8.5
67-72-1	Hexachloroethane	53	U	53	9.5
193-39-5	Indeno[1,2,3-cd]pyrene	7.0	U	7.0	0.37
78-59-1	Isophorone	53	U	53	14
621-64-7	N-Nitrosodi-n-propylamine	53	U	53	6.6
62-75-9	N-Nitrosodimethylamine	110	U	110	17
86-30-6	N-Nitrosodiphenylamine	53	U	53	22
91-20-3	Naphthalene	7.0	U	7.0	0.87
98-95-3	Nitrobenzene	110	U	110	2.3
87-86-5	Pentachlorophenol	160	U	160	9.6
85-01-8	Phenanthrene	7.0	U	7.0	0.77
108-95-2	Phenol	53	U	53	7.7
129-00-0	Pyrene	7.0	U	7.0	0.46
108-60-1	2,2'-oxybis[1-chloropropane]	110	U	110	10
606-20-2	2,6-Dinitrotoluene	210	U	210	22
100-02-7	4-Nitrophenol	350	U	350	18

FORM I
GC/MS SEMI VOA ORGANICS ANALYSIS DATA SHEET

Lab Name: TestAmerica Canton | Job No.: 240-28372-1

SDG No.:

Client Sample ID: DR-SB-203-02-04 | Lab Sample ID: 240-28372-5

Matrix: Solid | Lab File ID: 30910026.D

Analysis Method: 8270D | Date Collected: 08/26/2013 14:50

Extract. Method: 3540C | Date Extracted: 09/05/2013 10:25

Sample wt/vol: 30.36(g) | Date Analyzed: 09/10/2013 20:06

Con. Extract Vol.: 2.0(mL) | Dilution Factor: 1

Injection Volume: 1(uL) | Level: (low/med) Low

% Moisture: 6.4 | GPC Cleanup:(Y/N) N

Analysis Batch No.: 100796 | Units: ug/Kg

CAS NO.	SURROGATE	%REC	Q	LIMITS
1718-51-0	Terphenyl-d14 (Surr)	101		36-110
4165-62-2	Phenol-d5 (Surr)	74		26-110
4165-60-0	Nitrobenzene-d5 (Surr)	72		20-110
367-12-4	2-Fluorophenol (Surr)	77		24-110
321-60-8	2-Fluorobiphenyl (Surr)	72		24-110
118-79-6	2,4,6-Tribromophenol (Surr)	66		10-110

FORM I
GC/MS SEMI VOA ORGANICS ANALYSIS DATA SHEET

Lab Name: TestAmerica Canton | Job No.: 240-28372-1

SDG No.:

Client Sample ID: DR-SB-203-10-12 | Lab Sample ID: 240-28372-6

Matrix: Solid | Lab File ID: 30910021.D

Analysis Method: 8270D | Date Collected: 08/26/2013 15:00

Extract. Method: 3540C | Date Extracted: 09/05/2013 10:25

Sample wt/vol: 29.79(g) | Date Analyzed: 09/10/2013 17:58

Con. Extract Vol.: 2.0(mL) | Dilution Factor: 1

Injection Volume: 1(uL) | Level: (low/med) Low

% Moisture: 15.1 | GPC Cleanup:(Y/N) N

Analysis Batch No.: 100796 | Units: ug/Kg

CAS NO.	COMPOUND NAME	RESULT	Q	RL	MDL
92-52-4	1,1'-Biphenyl	59	U	59	4.2
88-06-2	2,4,6-Trichlorophenol	180	U	180	11
95-95-4	2,4,5-Trichlorophenol	180	U	180	30
120-83-2	2,4-Dichlorophenol	180	U	180	24
105-67-9	2,4-Dimethylphenol	180	U	180	24
51-28-5	2,4-Dinitrophenol	390	U	390	25
121-14-2	2,4-Dinitrotoluene	240	U	240	20
91-58-7	2-Chloronaphthalene	59	U	59	0.53
95-57-8	2-Chlorophenol	59	U	59	9.7
91-57-6	2-Methylnaphthalene	7.9	U	7.9	0.59
95-48-7	2-Methylphenol	240	U	240	13
88-74-4	2-Nitroaniline	240	U	240	11
88-75-5	2-Nitrophenol	59	U	59	9.8
15831-10-4	3 & 4 Methylphenol	470	U	470	24
91-94-1	3,3'-Dichlorobenzidine	120	U	120	21
99-09-2	3-Nitroaniline	240	U	240	19
534-52-1	4,6-Dinitro-2-methylphenol	180	U	180	11
101-55-3	4-Bromophenyl phenyl ether	59	U	59	15
59-50-7	4-Chloro-3-methylphenol	180	U	180	25
106-47-8	4-Chloroaniline	180	U	180	20
7005-72-3	4-Chlorophenyl phenyl ether	59	U	59	15
100-01-6	4-Nitroaniline	240	U	240	31
83-32-9	Acenaphthene	7.9	U	7.9	0.90
208-96-8	Acenaphthylene	7.9	U	7.9	0.42
98-86-2	Acetophenone	120	U	120	11
120-12-7	Anthracene	7.9	U	7.9	0.93
1912-24-9	Atrazine	240	U	240	11
100-52-7	Benzaldehyde	120	U *	120	14
56-55-3	Benzo[a]anthracene	7.9	U	7.9	0.75
50-32-8	Benzo[a]pyrene	7.9	U	7.9	0.76
205-99-2	Benzo[b]fluoranthene	7.9	U	7.9	0.70
191-24-2	Benzo[g,h,i]perylene	7.9	U	7.9	0.42
207-08-9	Benzo[k]fluoranthene	7.9	U	7.9	0.81
111-91-1	Bis(2-chloroethoxy)methane	120	U	120	26

FORM I
GC/MS SEMI VOA ORGANICS ANALYSIS DATA SHEET

Lab Name: TestAmerica Canton | Job No.: 240-28372-1

SDG No.:

Client Sample ID: DR-SB-203-10-12 | Lab Sample ID: 240-28372-6

Matrix: Solid | Lab File ID: 30910021.D

Analysis Method: 8270D | Date Collected: 08/26/2013 15:00

Extract. Method: 3540C | Date Extracted: 09/05/2013 10:25

Sample wt/vol: 29.79(g) | Date Analyzed: 09/10/2013 17:58

Con. Extract Vol.: 2.0(mL) | Dilution Factor: 1

Injection Volume: 1(uL) | Level: (low/med) Low

% Moisture: 15.1 | GPC Cleanup:(Y/N) N

Analysis Batch No.: 100796 | Units: ug/Kg

CAS NO.	COMPOUND NAME	RESULT	Q	RL	MDL
111-44-4	Bis(2-chloroethyl)ether	120	U	120	2.4
117-81-7	Bis(2-ethylhexyl) phthalate	83	U	83	23
85-68-7	Butyl benzyl phthalate	83	U	83	12
105-60-2	Caprolactam	390	U	390	44
86-74-8	Carbazole	59	U	59	32
218-01-9	Chrysene	7.9	U	7.9	1.3
84-74-2	Di-n-butyl phthalate	83	U	83	18
117-84-0	Di-n-octyl phthalate	83	U	83	9.4
53-70-3	Dibenzo(a,h)anthracene	7.9	U	7.9	0.78
132-64-9	Dibenzofuran	59	U	59	0.78
84-66-2	Diethyl phthalate	83	U	83	19
131-11-3	Dimethyl phthalate	83	U	83	20
206-44-0	Fluoranthene	7.9	U	7.9	0.65
86-73-7	Fluorene	7.9	U	7.9	0.63
118-74-1	Hexachlorobenzene	7.9	U	7.9	2.5
87-68-3	Hexachlorobutadiene	59	U	59	6.6
77-47-4	Hexachlorocyclopentadiene	390	U	390	9.6
67-72-1	Hexachloroethane	59	U	59	11
193-39-5	Indeno[1,2,3-cd]pyrene	7.9	U	7.9	0.42
78-59-1	Isophorone	59	U	59	15
621-64-7	N-Nitrosodi-n-propylamine	59	U	59	7.5
62-75-9	N-Nitrosodimethylamine	120	U	120	19
86-30-6	N-Nitrosodiphenylamine	59	U	59	25
91-20-3	Naphthalene	7.9	U	7.9	0.97
98-95-3	Nitrobenzene	120	U	120	2.6
87-86-5	Pentachlorophenol	180	U	180	11
85-01-8	Phenanthrene	7.9	U	7.9	0.87
108-95-2	Phenol	59	U	59	8.7
129-00-0	Pyrene	7.9	U	7.9	0.52
108-60-1	2,2'-oxybis[1-chloropropane]	120	U	120	11
606-20-2	2,6-Dinitrotoluene	240	U	240	25
100-02-7	4-Nitrophenol	390	U	390	20

FORM I
GC/MS SEMI VOA ORGANICS ANALYSIS DATA SHEET

Lab Name: TestAmerica Canton | Job No.: 240-28372-1

SDG No.:

Client Sample ID: DR-SB-203-10-12 | Lab Sample ID: 240-28372-6

Matrix: Solid | Lab File ID: 30910021.D

Analysis Method: 8270D | Date Collected: 08/26/2013 15:00

Extract. Method: 3540C | Date Extracted: 09/05/2013 10:25

Sample wt/vol: 29.79(g) | Date Analyzed: 09/10/2013 17:58

Con. Extract Vol.: 2.0(mL) | Dilution Factor: 1

Injection Volume: 1(uL) | Level: (low/med) Low

% Moisture: 15.1 | GPC Cleanup:(Y/N) N

Analysis Batch No.: 100796 | Units: ug/Kg

CAS NO.	SURROGATE	%REC	Q	LIMITS
1718-51-0	Terphenyl-d14 (Surr)	82		36-110
4165-62-2	Phenol-d5 (Surr)	59		26-110
4165-60-0	Nitrobenzene-d5 (Surr)	56		20-110
367-12-4	2-Fluorophenol (Surr)	60		24-110
321-60-8	2-Fluorobiphenyl (Surr)	59		24-110
118-79-6	2,4,6-Tribromophenol (Surr)	40		10-110

FORM I
GC VOA ORGANICS ANALYSIS DATA SHEET

Lab Name: TestAmerica Canton Job No.: 240-28372-1

SDG No.:

Client Sample ID: DR-SB-200-04-06 Lab Sample ID: 240-28372-1

Matrix: Solid Lab File ID: YF082813.D

Analysis Method: 8015C Date Collected: 08/26/2013 11:45

Sample wt/vol: 5.00(g) Date Analyzed: 08/28/2013 18:14

Soil Aliquot Vol: Dilution Factor: 1

Soil Extract Vol.: GC Column: RTX-VRX ID: 0.45(mm)

% Moisture: 23.2 Level: (low/med) Low

Analysis Batch No.: 99374 Units: ug/Kg

CAS NO.	COMPOUND NAME	RESULT	Q	RL	MDL
8006-61-9	Total Petroleum Hydrocarbons (C6-C10)	130	U	130	60

CAS NO.	SURROGATE	%REC	Q	LIMITS
98-08-8	Trifluorotoluene (Surr)	43		10-150

FORM I
GC VOA ORGANICS ANALYSIS DATA SHEET

Lab Name: TestAmerica Canton Job No.: 240-28372-1

SDG No.:

Client Sample ID: DR-SB-200-10-12 Lab Sample ID: 240-28372-2

Matrix: Solid Lab File ID: YF082814.D

Analysis Method: 8015C Date Collected: 08/26/2013 11:50

Sample wt/vol: 4.98(g) Date Analyzed: 08/28/2013 18:59

Soil Aliquot Vol: Dilution Factor: 1

Soil Extract Vol.: GC Column: RTX-VRX ID: 0.45(mm)

% Moisture: 21.4 Level: (low/med) Low

Analysis Batch No.: 99374 Units: ug/Kg

CAS NO.	COMPOUND NAME	RESULT	Q	RL	MDL
8006-61-9	Total Petroleum Hydrocarbons (C6-C10)	130	U	130	59

CAS NO.	SURROGATE	%REC	Q	LIMITS
98-08-8	Trifluorotoluene (Surr)	38		10-150

FORM I
GC VOA ORGANICS ANALYSIS DATA SHEET

Lab Name: TestAmerica Canton Job No.: 240-28372-1

SDG No.:

Client Sample ID: DR-SB-201-02-04 Lab Sample ID: 240-28372-3

Matrix: Solid Lab File ID: YF083007.D

Analysis Method: 8015C Date Collected: 08/26/2013 14:00

Sample wt/vol: 5.23(g) Date Analyzed: 08/30/2013 15:04

Soil Aliquot Vol: Dilution Factor: 1

Soil Extract Vol.: GC Column: RTX-VRX ID: 0.45(mm)

% Moisture: 10.9 Level: (low/med) Low

Analysis Batch No.: 99707 Units: ug/Kg

CAS NO.	COMPOUND NAME	RESULT	Q	RL	MDL
8006-61-9	Total Petroleum Hydrocarbons (C6-C10)	110	U	110	49

CAS NO.	SURROGATE	%REC	Q	LIMITS
98-08-8	Trifluorotoluene (Surr)	94		10-150

FORM I
GC VOA ORGANICS ANALYSIS DATA SHEET

Lab Name: TestAmerica Canton Job No.: 240-28372-1

SDG No.:

Client Sample ID: DR-SB-201-08-10 Lab Sample ID: 240-28372-4

Matrix: Solid Lab File ID: YF082817.D

Analysis Method: 8015C Date Collected: 08/26/2013 14:05

Sample wt/vol: 5.20(g) Date Analyzed: 08/28/2013 21:10

Soil Aliquot Vol: Dilution Factor: 1

Soil Extract Vol.: GC Column: RTX-VRX ID: 0.45(mm)

% Moisture: 7.0 Level: (low/med) Low

Analysis Batch No.: 99374 Units: ug/Kg

CAS NO.	COMPOUND NAME	RESULT	Q	RL	MDL
8006-61-9	Total Petroleum Hydrocarbons (C6-C10)	100	U	100	48

CAS NO.	SURROGATE	%REC	Q	LIMITS
98-08-8	Trifluorotoluene (Surr)	44		10-150

FORM I
GC VOA ORGANICS ANALYSIS DATA SHEET

Lab Name: TestAmerica Canton Job No.: 240-28372-1

SDG No.:

Client Sample ID: DR-SB-203-02-04 Lab Sample ID: 240-28372-5

Matrix: Solid Lab File ID: YF082818.D

Analysis Method: 8015C Date Collected: 08/26/2013 14:50

Sample wt/vol: 5.14(g) Date Analyzed: 08/28/2013 21:53

Soil Aliquot Vol: Dilution Factor: 1

Soil Extract Vol.: GC Column: RTX-VRX ID: 0.45(mm)

% Moisture: 6.4 Level: (low/med) Low

Analysis Batch No.: 99374 Units: ug/Kg

CAS NO.	COMPOUND NAME	RESULT	Q	RL	MDL
8006-61-9	Total Petroleum Hydrocarbons (C6-C10)	100	U	100	48

CAS NO.	SURROGATE	%REC	Q	LIMITS
98-08-8	Trifluorotoluene (Surr)	32		10-150

FORM I
GC VOA ORGANICS ANALYSIS DATA SHEET

Lab Name: TestAmerica Canton Job No.: 240-28372-1

SDG No.:

Client Sample ID: DR-SB-203-10-12 Lab Sample ID: 240-28372-6

Matrix: Solid Lab File ID: YF082819.D

Analysis Method: 8015C Date Collected: 08/26/2013 15:00

Sample wt/vol: 5.16(g) Date Analyzed: 08/28/2013 22:35

Soil Aliquot Vol: Dilution Factor: 1

Soil Extract Vol.: GC Column: RTX-VRX ID: 0.45(mm)

% Moisture: 15.1 Level: (low/med) Low

Analysis Batch No.: 99374 Units: ug/Kg

CAS NO.	COMPOUND NAME	RESULT	Q	RL	MDL
8006-61-9	Total Petroleum Hydrocarbons (C6-C10)	110	U	110	53

CAS NO.	SURROGATE	%REC	Q	LIMITS
98-08-8	Trifluorotoluene (Surr)	45		10-150

FORM I
PCBS ORGANICS ANALYSIS DATA SHEET

Lab Name: TestAmerica Canton | Job No.: 240-28372-1

SDG No.:

Client Sample ID: DR-SB-200-04-06 | Lab Sample ID: 240-28372-1

Matrix: Solid | Lab File ID: P1300007.D

Analysis Method: 8082A | Date Collected: 08/26/2013 11:45

Extraction Method: 3540C | Date Extracted: 09/05/2013 11:13

Sample wt/vol: 30.18(g) | Date Analyzed: 09/10/2013 10:40

Con. Extract Vol.: 10(mL) | Dilution Factor: 1

Injection Volume: 1(uL) | GC Column: CLP-2 ID: 0.53(mm)

% Moisture: 23.2 | GPC Cleanup:(Y/N) N

Analysis Batch No.: 100765 | Units: ug/Kg

CAS NO.	COMPOUND NAME	RESULT	Q	RL	MDL
12674-11-2	Aroclor-1016	43	U	43	27
11104-28-2	Aroclor-1221	43	U	43	21
11141-16-5	Aroclor-1232	43	U	43	18
53469-21-9	Aroclor-1242	43	U	43	17
12672-29-6	Aroclor-1248	43	U	43	22
11097-69-1	Aroclor-1254	43	U	43	22
11096-82-5	Aroclor-1260	43	U	43	22

CAS NO.	SURROGATE	%REC	Q	LIMITS
877-09-8	Tetrachloro-m-xylene	75		29-151
2051-24-3	Decachlorobiphenyl	136		14-163

FORM I
PCBS ORGANICS ANALYSIS DATA SHEET

Lab Name: TestAmerica Canton Job No.: 240-28372-1

SDG No.:

Client Sample ID: DR-SB-200-04-06 Lab Sample ID: 240-28372-1

Matrix: Solid Lab File ID: P1300007.D

Analysis Method: 8082A Date Collected: 08/26/2013 11:45

Extraction Method: 3540C Date Extracted: 09/05/2013 11:13

Sample wt/vol: 30.18(g) Date Analyzed: 09/10/2013 10:40

Con. Extract Vol.: 10(mL) Dilution Factor: 1

Injection Volume: 1(uL) GC Column: CLP-1 ID: 0.53(mm)

% Moisture: 23.2 GPC Cleanup:(Y/N) N

Analysis Batch No.: 100765 Units: ug/Kg

CAS NO.	SURROGATE	%REC	Q	LIMITS
877-09-8	Tetrachloro-m-xylene	73		29-151
2051-24-3	Decachlorobiphenyl	129		14-163

FORM I
PCBS ORGANICS ANALYSIS DATA SHEET

Lab Name: TestAmerica Canton Job No.: 240-28372-1

SDG No.:

Client Sample ID: DR-SB-200-10-12 Lab Sample ID: 240-28372-2

Matrix: Solid Lab File ID: P1300013.D

Analysis Method: 8082A Date Collected: 08/26/2013 11:50

Extraction Method: 3540C Date Extracted: 09/05/2013 11:13

Sample wt/vol: 29.85(g) Date Analyzed: 09/09/2013 22:23

Con. Extract Vol.: 10(mL) Dilution Factor: 1

Injection Volume: 1(uL) GC Column: CLP-2 ID: 0.53(mm)

% Moisture: 21.4 GPC Cleanup:(Y/N) N

Analysis Batch No.: 100696 Units: ug/Kg

CAS NO.	COMPOUND NAME	RESULT	Q	RL	MDL
12674-11-2	Aroclor-1016	42	U	42	27
11104-28-2	Aroclor-1221	42	U	42	20
11141-16-5	Aroclor-1232	42	U	42	18
53469-21-9	Aroclor-1242	42	U	42	17
12672-29-6	Aroclor-1248	42	U	42	22
11097-69-1	Aroclor-1254	42	U	42	22
11096-82-5	Aroclor-1260	42	U	42	22

CAS NO.	SURROGATE	%REC	Q	LIMITS
877-09-8	Tetrachloro-m-xylene	81		29-151
2051-24-3	Decachlorobiphenyl	59		14-163

FORM I
PCBS ORGANICS ANALYSIS DATA SHEET

Lab Name: TestAmerica Canton Job No.: 240-28372-1

SDG No.:

Client Sample ID: DR-SB-200-10-12 Lab Sample ID: 240-28372-2

Matrix: Solid Lab File ID: P1300013.D

Analysis Method: 8082A Date Collected: 08/26/2013 11:50

Extraction Method: 3540C Date Extracted: 09/05/2013 11:13

Sample wt/vol: 29.85(g) Date Analyzed: 09/09/2013 22:23

Con. Extract Vol.: 10(mL) Dilution Factor: 1

Injection Volume: 1(uL) GC Column: CLP-1 ID: 0.53(mm)

% Moisture: 21.4 GPC Cleanup:(Y/N) N

Analysis Batch No.: 100696 Units: ug/Kg

CAS NO.	SURROGATE	%REC	Q	LIMITS
877-09-8	Tetrachloro-m-xylene	60		29-151
2051-24-3	Decachlorobiphenyl	62		14-163

FORM I
PCBS ORGANICS ANALYSIS DATA SHEET

Lab Name: TestAmerica Canton Job No.: 240-28372-1

SDG No.:

Client Sample ID: DR-SB-201-02-04 Lab Sample ID: 240-28372-3

Matrix: Solid Lab File ID: P1300008.D

Analysis Method: 8082A Date Collected: 08/26/2013 14:00

Extraction Method: 3540C Date Extracted: 09/05/2013 11:13

Sample wt/vol: 30.27(g) Date Analyzed: 09/10/2013 10:54

Con. Extract Vol.: 10(mL) Dilution Factor: 1

Injection Volume: 1(uL) GC Column: CLP-2 ID: 0.53(mm)

% Moisture: 10.9 GPC Cleanup:(Y/N) N

Analysis Batch No.: 100765 Units: ug/Kg

CAS NO.	COMPOUND NAME	RESULT	Q	RL	MDL
12674-11-2	Aroclor-1016	37	U	37	23
11104-28-2	Aroclor-1221	37	U	37	18
11141-16-5	Aroclor-1232	37	U	37	16
53469-21-9	Aroclor-1242	37	U	37	14
12672-29-6	Aroclor-1248	37	U	37	19
11097-69-1	Aroclor-1254	37	U	37	19
11096-82-5	Aroclor-1260	37	U	37	19

CAS NO.	SURROGATE	%REC	Q	LIMITS
877-09-8	Tetrachloro-m-xylene	80		29-151
2051-24-3	Decachlorobiphenyl	82		14-163

FORM I
PCBS ORGANICS ANALYSIS DATA SHEET

Lab Name: TestAmerica Canton Job No.: 240-28372-1

SDG No.:

Client Sample ID: DR-SB-201-02-04 Lab Sample ID: 240-28372-3

Matrix: Solid Lab File ID: P1300008.D

Analysis Method: 8082A Date Collected: 08/26/2013 14:00

Extraction Method: 3540C Date Extracted: 09/05/2013 11:13

Sample wt/vol: 30.27(g) Date Analyzed: 09/10/2013 10:54

Con. Extract Vol.: 10(mL) Dilution Factor: 1

Injection Volume: 1(uL) GC Column: CLP-1 ID: 0.53(mm)

% Moisture: 10.9 GPC Cleanup:(Y/N) N

Analysis Batch No.: 100765 Units: ug/Kg

CAS NO.	SURROGATE	%REC	Q	LIMITS
877-09-8	Tetrachloro-m-xylene	77		29-151
2051-24-3	Decachlorobiphenyl	79		14-163

FORM I
PCBS ORGANICS ANALYSIS DATA SHEET

Lab Name: TestAmerica Canton | Job No.: 240-28372-1

SDG No.:

Client Sample ID: DR-SB-201-08-10 | Lab Sample ID: 240-28372-4

Matrix: Solid | Lab File ID: P1300015.D

Analysis Method: 8082A | Date Collected: 08/26/2013 14:05

Extraction Method: 3540C | Date Extracted: 09/05/2013 11:13

Sample wt/vol: 29.56(g) | Date Analyzed: 09/09/2013 22:52

Con. Extract Vol.: 10(mL) | Dilution Factor: 1

Injection Volume: 1(uL) | GC Column: CLP-2 ID: 0.53(mm)

% Moisture: 7.0 | GPC Cleanup:(Y/N) N

Analysis Batch No.: 100696 | Units: ug/Kg

CAS NO.	COMPOUND NAME	RESULT	Q	RL	MDL
12674-11-2	Aroclor-1016	36	U	36	23
11104-28-2	Aroclor-1221	36	U	36	17
11141-16-5	Aroclor-1232	36	U	36	15
53469-21-9	Aroclor-1242	36	U	36	14
12672-29-6	Aroclor-1248	36	U	36	19
11097-69-1	Aroclor-1254	36	U	36	19
11096-82-5	Aroclor-1260	36	U	36	19

CAS NO.	SURROGATE	%REC	Q	LIMITS
877-09-8	Tetrachloro-m-xylene	84		29-151
2051-24-3	Decachlorobiphenyl	80		14-163

FORM I
PCBS ORGANICS ANALYSIS DATA SHEET

Lab Name: TestAmerica Canton Job No.: 240-28372-1

SDG No.:

Client Sample ID: DR-SB-201-08-10 Lab Sample ID: 240-28372-4

Matrix: Solid Lab File ID: P1300015.D

Analysis Method: 8082A Date Collected: 08/26/2013 14:05

Extraction Method: 3540C Date Extracted: 09/05/2013 11:13

Sample wt/vol: 29.56(g) Date Analyzed: 09/09/2013 22:52

Con. Extract Vol.: 10(mL) Dilution Factor: 1

Injection Volume: 1(uL) GC Column: CLP-1 ID: 0.53(mm)

% Moisture: 7.0 GPC Cleanup:(Y/N) N

Analysis Batch No.: 100696 Units: ug/Kg

CAS NO.	SURROGATE	%REC	Q	LIMITS
877-09-8	Tetrachloro-m-xylene	82		29-151
2051-24-3	Decachlorobiphenyl	82		14-163

FORM I
PCBS ORGANICS ANALYSIS DATA SHEET

Lab Name: TestAmerica Canton Job No.: 240-28372-1

SDG No.:

Client Sample ID: DR-SB-203-02-04 Lab Sample ID: 240-28372-5

Matrix: Solid Lab File ID: P1300009.D

Analysis Method: 8082A Date Collected: 08/26/2013 14:50

Extraction Method: 3540C Date Extracted: 09/05/2013 11:13

Sample wt/vol: 29.52(g) Date Analyzed: 09/10/2013 11:09

Con. Extract Vol.: 10(mL) Dilution Factor: 1

Injection Volume: 1(uL) GC Column: CLP-2 ID: 0.53(mm)

% Moisture: 6.4 GPC Cleanup:(Y/N) N

Analysis Batch No.: 100765 Units: ug/Kg

CAS NO.	COMPOUND NAME	RESULT	Q	RL	MDL
12674-11-2	Aroclor-1016	36	U	36	23
11104-28-2	Aroclor-1221	36	U	36	17
11141-16-5	Aroclor-1232	36	U	36	15
53469-21-9	Aroclor-1242	36	U	36	14
12672-29-6	Aroclor-1248	36	U	36	18
11097-69-1	Aroclor-1254	36	U	36	18
11096-82-5	Aroclor-1260	36	U	36	18

CAS NO.	SURROGATE	%REC	Q	LIMITS
877-09-8	Tetrachloro-m-xylene	82		29-151
2051-24-3	Decachlorobiphenyl	81		14-163

FORM I
PCBS ORGANICS ANALYSIS DATA SHEET

Lab Name: TestAmerica Canton | Job No.: 240-28372-1

SDG No.:

Client Sample ID: DR-SB-203-02-04 | Lab Sample ID: 240-28372-5

Matrix: Solid | Lab File ID: P1300009.D

Analysis Method: 8082A | Date Collected: 08/26/2013 14:50

Extraction Method: 3540C | Date Extracted: 09/05/2013 11:13

Sample wt/vol: 29.52(g) | Date Analyzed: 09/10/2013 11:09

Con. Extract Vol.: 10(mL) | Dilution Factor: 1

Injection Volume: 1(uL) | GC Column: CLP-1 ID: 0.53(mm)

% Moisture: 6.4 | GPC Cleanup:(Y/N) N

Analysis Batch No.: 100765 | Units: ug/Kg

CAS NO.	SURROGATE	%REC	Q	LIMITS
877-09-8	Tetrachloro-m-xylene	76		29-151
2051-24-3	Decachlorobiphenyl	81		14-163

FORM I
PCBS ORGANICS ANALYSIS DATA SHEET

Lab Name: TestAmerica Canton | Job No.: 240-28372-1

SDG No.:

Client Sample ID: DR-SB-203-10-12 | Lab Sample ID: 240-28372-6

Matrix: Solid | Lab File ID: P1300019.D

Analysis Method: 8082A | Date Collected: 08/26/2013 15:00

Extraction Method: 3540C | Date Extracted: 09/05/2013 11:13

Sample wt/vol: 29.96(g) | Date Analyzed: 09/09/2013 23:52

Con. Extract Vol.: 10(mL) | Dilution Factor: 1

Injection Volume: 1(uL) | GC Column: CLP-2 ID: 0.53(mm)

% Moisture: 15.1 | GPC Cleanup:(Y/N) N

Analysis Batch No.: 100696 | Units: ug/Kg

CAS NO.	COMPOUND NAME	RESULT	Q	RL	MDL
12674-11-2	Aroclor-1016	39	U	39	25
11104-28-2	Aroclor-1221	39	U	39	19
11141-16-5	Aroclor-1232	39	U	39	17
53469-21-9	Aroclor-1242	39	U	39	15
12672-29-6	Aroclor-1248	39	U	39	20
11097-69-1	Aroclor-1254	39	U	39	20
11096-82-5	Aroclor-1260	39	U	39	20

CAS NO.	SURROGATE	%REC	Q	LIMITS
877-09-8	Tetrachloro-m-xylene	89		29-151
2051-24-3	Decachlorobiphenyl	84		14-163

FORM I
PCBS ORGANICS ANALYSIS DATA SHEET

Lab Name: TestAmerica Canton Job No.: 240-28372-1

SDG No.:

Client Sample ID: DR-SB-203-10-12 Lab Sample ID: 240-28372-6

Matrix: Solid Lab File ID: P1300019.D

Analysis Method: 8082A Date Collected: 08/26/2013 15:00

Extraction Method: 3540C Date Extracted: 09/05/2013 11:13

Sample wt/vol: 29.96(g) Date Analyzed: 09/09/2013 23:52

Con. Extract Vol.: 10(mL) Dilution Factor: 1

Injection Volume: 1(uL) GC Column: CLP-1 ID: 0.53(mm)

% Moisture: 15.1 GPC Cleanup:(Y/N) N

Analysis Batch No.: 100696 Units: ug/Kg

CAS NO.	SURROGATE	%REC	Q	LIMITS
877-09-8	Tetrachloro-m-xylene	83		29-151
2051-24-3	Decachlorobiphenyl	86		14-163

FORM I
DIESEL RANGE ORGANICS ANALYSIS DATA SHEET

Lab Name: TestAmerica Canton Job No.: 240-28372-1

SDG No.:

Client Sample ID: DR-SB-200-04-06 Lab Sample ID: 240-28372-1

Matrix: Solid Lab File ID: P6F90314.D

Analysis Method: 8015C Date Collected: 08/26/2013 11:45

Extraction Method: 3550C Date Extracted: 09/03/2013 07:22

Sample wt/vol: 30.24(g) Date Analyzed: 09/03/2013 22:19

Con. Extract Vol.: 5(mL) Dilution Factor: 1

Injection Volume: 1(uL) GC Column: RTX-5 ID: 0.53(mm)

% Moisture: 23.2 GPC Cleanup:(Y/N) N

Analysis Batch No.: 99953 Units: mg/Kg

CAS NO.	COMPOUND NAME	RESULT	Q	RL	MDL
STL00141	Total Petroleum Hydrocarbons (C10-C32)	150		22	12

CAS NO.	SURROGATE	%REC	Q	LIMITS
111-84-2	n-Nonane	37		10-110

FORM I
DIESEL RANGE ORGANICS ANALYSIS DATA SHEET

Lab Name: TestAmerica Canton | Job No.: 240-28372-1

SDG No.:

Client Sample ID: DR-SB-200-10-12 | Lab Sample ID: 240-28372-2

Matrix: Solid | Lab File ID: P6F90315.D

Analysis Method: 8015C | Date Collected: 08/26/2013 11:50

Extraction Method: 3550C | Date Extracted: 09/03/2013 07:22

Sample wt/vol: 29.95(g) | Date Analyzed: 09/03/2013 22:50

Con. Extract Vol.: 5(mL) | Dilution Factor: 1

Injection Volume: 1(uL) | GC Column: RTX-5 ID: 0.53(mm)

% Moisture: 21.4 | GPC Cleanup:(Y/N) N

Analysis Batch No.: 99953 | Units: mg/Kg

CAS NO.	COMPOUND NAME	RESULT	Q	RL	MDL
STL00141	Total Petroleum Hydrocarbons (C10-C32)	21	U	21	12

CAS NO.	SURROGATE	%REC	Q	LIMITS
111-84-2	n-Nonane	49		10-110

FORM I
DIESEL RANGE ORGANICS ANALYSIS DATA SHEET

Lab Name: TestAmerica Canton | Job No.: 240-28372-1

SDG No.:

Client Sample ID: DR-SB-201-02-04 | Lab Sample ID: 240-28372-3

Matrix: Solid | Lab File ID: P6F90316.D

Analysis Method: 8015C | Date Collected: 08/26/2013 14:00

Extraction Method: 3550C | Date Extracted: 09/03/2013 07:22

Sample wt/vol: 29.76(g) | Date Analyzed: 09/03/2013 23:21

Con. Extract Vol.: 5(mL) | Dilution Factor: 1

Injection Volume: 1(uL) | GC Column: RTX-5 ID: 0.53(mm)

% Moisture: 10.9 | GPC Cleanup:(Y/N) N

Analysis Batch No.: 99953 | Units: mg/Kg

CAS NO.	COMPOUND NAME	RESULT	Q	RL	MDL
STL00141	Total Petroleum Hydrocarbons (C10-C32)	19	U	19	10

CAS NO.	SURROGATE	%REC	Q	LIMITS
111-84-2	n-Nonane	48		10-110

FORM I
DIESEL RANGE ORGANICS ANALYSIS DATA SHEET

Lab Name: TestAmerica Canton | Job No.: 240-28372-1

SDG No.:

Client Sample ID: DR-SB-201-08-10 | Lab Sample ID: 240-28372-4

Matrix: Solid | Lab File ID: P6F90317.D

Analysis Method: 8015C | Date Collected: 08/26/2013 14:05

Extraction Method: 3550C | Date Extracted: 09/03/2013 07:22

Sample wt/vol: 29.88(g) | Date Analyzed: 09/03/2013 23:53

Con. Extract Vol.: 5(mL) | Dilution Factor: 1

Injection Volume: 1(uL) | GC Column: RTX-5 ID: 0.53(mm)

% Moisture: 7.0 | GPC Cleanup:(Y/N) N

Analysis Batch No.: 99953 | Units: mg/Kg

CAS NO.	COMPOUND NAME	RESULT	Q	RL	MDL
STL00141	Total Petroleum Hydrocarbons (C10-C32)	18	U	18	10

CAS NO.	SURROGATE	%REC	Q	LIMITS
111-84-2	n-Nonane	47		10-110

FORM I
DIESEL RANGE ORGANICS ANALYSIS DATA SHEET

Lab Name: TestAmerica Canton | Job No.: 240-28372-1

SDG No.:

Client Sample ID: DR-SB-203-02-04 | Lab Sample ID: 240-28372-5

Matrix: Solid | Lab File ID: P6F90319.D

Analysis Method: 8015C | Date Collected: 08/26/2013 14:50

Extraction Method: 3550C | Date Extracted: 09/03/2013 07:22

Sample wt/vol: 30.07(g) | Date Analyzed: 09/04/2013 00:55

Con. Extract Vol.: 5(mL) | Dilution Factor: 1

Injection Volume: 1(uL) | GC Column: RTX-5 ID: 0.53(mm)

% Moisture: 6.4 | GPC Cleanup:(Y/N) N

Analysis Batch No.: 99953 | Units: mg/Kg

CAS NO.	COMPOUND NAME	RESULT	Q	RL	MDL
STL00141	Total Petroleum Hydrocarbons (C10-C32)	18	U	18	9.9

CAS NO.	SURROGATE	%REC	Q	LIMITS
111-84-2	n-Nonane	34		10-110

FORM I
DIESEL RANGE ORGANICS ANALYSIS DATA SHEET

Lab Name: TestAmerica Canton Job No.: 240-28372-1

SDG No.:

Client Sample ID: DR-SB-203-10-12 Lab Sample ID: 240-28372-6

Matrix: Solid Lab File ID: P6F90320.D

Analysis Method: 8015C Date Collected: 08/26/2013 15:00

Extraction Method: 3550C Date Extracted: 09/03/2013 07:22

Sample wt/vol: 30.09(g) Date Analyzed: 09/04/2013 01:26

Con. Extract Vol.: 5(mL) Dilution Factor: 1

Injection Volume: 1(uL) GC Column: RTX-5 ID: 0.53(mm)

% Moisture: 15.1 GPC Cleanup:(Y/N) N

Analysis Batch No.: 99953 Units: mg/Kg

CAS NO.	COMPOUND NAME	RESULT	Q	RL	MDL
STL00141	Total Petroleum Hydrocarbons (C10-C32)	20	U	20	11

CAS NO.	SURROGATE	%REC	Q	LIMITS
111-84-2	n-Nonane	39		10-110

Appendix C

Support Documentation

LMC - TAXIWAY TANGO
SDG 240-28372-1

SAMPLE IDENTIFICATION	DR-SB-200-04-06
COMPOUND	2-BUTANONE
COMPOUND AREA	57650
INTERNAL STANDARD AMOUNT (ng)	250
DILUTION FACTOR	1
INTERNAL STANDARD AREA	1643179
AVERAGE RRF	0.1329
% SOLIDS	0.768
WEIGHT OF SAMPLE (g)	6.45
ng to µg	1000
g to Kg	1000
CONCENTRATION =	13.32 ng/g OR µg/Kg

576501 x 250ng x 1µg x 1000g/(1643197 x 0.1329 x 6.45g x 0.768 x 1000ng)

Report Date: 05-Sep-2013 11:16:30 Chrom Revision: 2.0 01-Apr-2013 21:16:10

TestAmerica Canton
Target Compound Quantitation Report

Data File:	\\NCChrom\ChromData\A3UX14\20130904-23134.b\144489.D		
Lims ID:	240-28372-B-1-A	Client ID:	DR-SB-200-04-06
Inject. Date:	04-Sep-2013 22:27:30	Dil. Factor:	1.0000
Sample Type:	Client		
Sample ID:	240-28372-B-1-A		
Misc. Info.:	240-0023134-034 =240-0023134-034		
Operator:	002808	Instrument ID:	A3UX14
Purge Vol:	5.000 mL	ALS Bottle#:	32
Lims Batch ID:	100074	Lims Sample ID:	34
Detector:	MS SCAN		
Method:	\\NCChrom\ChromData\A3UX14\20130904-23134.b\8260_14.m		
Last Update:	05-Sep-2013 11:16:16	Calib Date:	04-Sep-2013 14:32:30
Quant Method:	Internal Standard	Quant By:	Initial Calibration
Last ICal File:	\\NCChrom\ChromData\A3UX14\20130904-23134.b\144467.D		
Limit Group:	MSV 8260B ICAL		
Integrator:	RTE	ID Type:	Deconvolution ID
Column Type:	DB-624	Column Dia:	0.18 mm
Process Host:	XAWRK002		

RRF = 0.1329

% solids = 76.3%

6.45g | 5ml

First Level Reviewer: macenczaks Date: 05-Sep-2013 11:08:20

Compound	Sig	RT	EXP RT	DLT RT	Q	Response	On-Col Amt ug/l	Flags
* 1 Fluorobenzene	96	6.771	6.782	-0.011	100	1643179	50.0	
* 2 Chlorobenzene-d5	117	9.492	9.492	0.0	90	1010027	50.0	
* 3 1,4-Dichlorobenzene-d4	152	11.456	11.468	-0.012	98	438624	50.0	
$ 5 Dibromofluoromethane (Surr)	113	6.084	6.084	0.0	58	405647	45.0	
$ 6 1,2-Dichloroethane-d4 (Surr)	65	6.427	6.427	0.0	93	488191	47.4	
$ 7 Toluene-d8 (Surr)	98	8.250	8.250	0.0	94	1479602	47.7	
$ 8 4-Bromofluorobenzene (Surr)	95	10.486	10.486	0.0	87	467585	48.5	
17 Dichlorodifluoromethane	85		1.387					
18 Chloromethane	50		1.552					9
19 Vinyl chloride	62		1.671					9
20 Bromomethane	94		1.990					
21 Chloroethane	64		2.109					
23 Trichlorofluoromethane	101		2.416					9
27 1,1-Dichloroethene	96		3.043					
28 1,1,2-Trichloro-1,2,2-trifluoroe	151		3.079					
29 Acetone	43	3.138	3.138	0.0	98	250342	86.6	
31 Carbon disulfide	76	3.304	3.304	0.0	59	7213	0.2987	
35 Methylene Chloride	84		3.741					
36 2-Methyl-2-propanol	59		4.049					
38 trans-1,2-Dichloroethene	96		4.179					
39 Methyl tert-butyl ether	73		4.215					9
41 1,1-Dichloroethane	63		4.783					9
43 Vinyl acetate	86		4.913					
44 Isopropyl ether	87		4.948					
45 Tert-butyl ethyl ether	59		5.410					
47 2,2-Dichloropropane	77		5.528					9
48 cis-1,2-Dichloroethene	96	5.540	5.528	0.012	61	4784	0.4693	
→ 49 2-Butanone (MEK)	43	5.575	5.576	-0.001	96	57650	13.2	
53 Chlorobromomethane	128		5.800					
55 Chloroform	83		5.919					9

Compound	Sig	RT	EXP RT	DLT RT	Q	Response	On-Col Amt ug/l	Flags
56 1,1,1-Trichloroethane	97		6.096					
59 Carbon tetrachloride	117		6.274					9
58 1,1-Dichloropropene	75		6.274					
61 Benzene	78	6.487	6.487	0.0	47	4516	0.1264	
62 1,2-Dichloroethane	62		6.510					
63 Tert-amyl methyl ether	73		6.640					9
67 Trichloroethene	130		7.137					9
69 1,2-Dichloropropane	63		7.339					
70 Dibromomethane	93		7.445					9
73 Dichlorobromomethane	83		7.599					
75 2-Chloroethyl vinyl ether	63		7.883					
76 cis-1,3-Dichloropropene	75		8.013					9
77 4-Methyl-2-pentanone (MIBK)	43	8.155	8.155	0.0	63	2013	0.2526	
78 Toluene	91	8.309	8.309	0.0	84	13976	0.3679	
79 trans-1,3-Dichloropropene	75		8.498					9
82 Tetrachloroethene	164		8.782					9
83 1,3-Dichloropropane	76		8.806					9
84 2-Hexanone	43		8.877					9
86 Chlorodibromomethane	129		8.995					9
87 Ethylene Dibromide	107		9.090					
89 Chlorobenzene	112		9.516					9
90 1,1,1,2-Tetrachloroethane	131		9.587					
91 Ethylbenzene	106	9.611	9.611	-0.001	67	1298	0.1105	
92 m-Xylene & p-Xylene	106	9.705	9.705	0.0	94	4267	0.2931	
93 o-Xylene	106	10.048	10.048	0.0	67	2127	0.1540	
94 Styrene	104		10.060					9
95 Bromoform	173		10.214					
96 Isopropylbenzene	105		10.356					9
98 1,1,2,2-Tetrachloroethane	83		10.605					9
99 Bromobenzene	156		10.616					9
101 1,2,3-Trichloropropane	110		10.640					
102 N-Propylbenzene	120		10.711					9
103 2-Chlorotoluene	126		10.782					9
105 4-Chlorotoluene	126		10.865					9
106 tert-Butylbenzene	119		11.125					9
107 1,2,4-Trimethylbenzene	105	11.172	11.173	0.0	65	8319	0.2913	
108 sec-Butylbenzene	105		11.315					9
109 1,3-Dichlorobenzene	146	11.397	11.409	-0.012	1	1704	0.1069	
110 4-Isopropyltoluene	119		11.433					
111 1,4-Dichlorobenzene	146	11.480	11.480	0.0	32	3653	0.2263	
112 1,2,3-Trimethylbenzene	105	11.527	11.527	0.0	27	3744	0.1305	
113 n-Butylbenzene	91		11.776					
114 1,2-Dichlorobenzene	146		11.800					9
115 1,2-Dibromo-3-Chloropropane	157		12.450					
117 1,2,4-Trichlorobenzene	180		13.137					
118 Hexachlorobutadiene	225		13.279					9
119 Naphthalene	128	13.338	13.338	0.0	93	16128	0.6534	
120 1,2,3-Trichlorobenzene	180		13.527					9
S 127 Xylenes, Total	106				0		0.4471	

LMC - TAXIWAY TANGO
SDG 240-28372-1

SAMPLE IDENTIFICATION	DR-SB-200-04-06
COMPOUND	BENZO(B)FLUORANTHENE
COMPOUND AREA	172442
INTERNAL STANDARD AMOUNT (ng)	4
DILUTION FACTOR	1
INTERNAL STANDARD AREA	1085540
AVERAGE RRF	1.0452
% SOLIDS	0.768
WEIGHT OF SAMPLE (g)	29.76
VOLUME EXTRACT (µl)	2000
VOLUME INJECTED (µl)	1
ng to µg	1000
g to Kg	1000
CONCENTRATION =	53.20 ng/g OR µg/Kg

172442*4ng*2000µl*1µg*1000g/(1085540*1.0452*29.76g*1µl*0.768*1000ng*1Kg)

Report Date: 11-Sep-2013 10:32:11 Chrom Revision: 2.1 01-Aug-2013 12:45:24

TestAmerica Canton
Target Compound Quantitation Report

Data File:	\\Ncchrom\ChromData\A4HP7\20130910-23321.b\30910027.D		
Lims ID:	240-28372-F-1-H	Client ID:	DR-SB-200-04-06
Inject. Date:	10-Sep-2013 20:31:30	Dil. Factor:	1.0000
Sample Type:	Client		
Sample ID:	240-0023321-027		
Misc. Info.:	240-28372-F-1-H		
Operator:	001710	Instrument ID:	A4HP7
Injection Vol:	1.0 ul	ALS Bottle#:	27
Lims Batch ID:	100796	Lims Sample ID:	27
Detector:	MS SCAN		

% solids = 76.3%

29.7 6g / 2 ml

RRF 1.0452

Method:	\\Ncchrom\ChromData\A4HP7\20130910-23321.b\8270_hp7.m		
Last Update:	11-Sep-2013 10:30:22	Calib Date:	06-Sep-2013 02:38:30
Quant Method:	Internal Standard	Quant By:	Initial Calibration
Last ICal File:	\\Ncchrom\ChromData\A4HP7\20130905-23193.b\30905028.D		
Limit Group:	MSS 8270D ICAL		
Integrator:	RTE	ID Type:	Deconvolution ID
Column Type:	5% phenyl	Column Dia:	0.18 mm
Process Host:	XAWRK053		

First Level Reviewer: gruberj Date: 11-Sep-2013 10:28:44

Compound	Sig	RT	ADJ RT	DLT RT	Q	Response	On-Col Amt ng/ul	Flags
* 1 1,4-Dichlorobenzene-d4	152	6.208	6.202	0.006	96	230760	4.00	
* 2 Naphthalene-d8	136	7.336	7.331	0.005	100	924382	4.00	
* 3 Acenaphthene-d10	164	8.850	8.850	0.0	93	585522	4.00	
* 4 Phenanthrene-d10	188	10.123	10.123	0.0	98	1030099	4.00	
* 5 Chrysene-d12	240	12.845	12.845	0.0	97	1186275	4.00	
* 6 Perylene-d12	264	15.054	15.049	0.005	98	1085540	4.00	
$ 7 2-Fluorophenol	112	4.962	4.940	0.022	92	454534	6.02	
$ 8 Phenol-d5	99	5.839	5.833	0.006	87	596011	5.86	
$ 9 Nitrobenzene-d5	82	6.689	6.689	0.0	89	559623	5.59	
$ 10 2-Fluorobiphenyl (Surr)	172	8.251	8.251	0.0	100	1079228	5.92	
$ 11 2,4,6-Tribromophenol	330	9.519	9.524	-0.005	89	150291	7.00	
$ 12 Terphenyl-d14	244	11.540	11.540	0.0	99	1653277	8.50	
24 1,4-Dioxane	88		2.720					
25 N-Nitrosodimethylamine	74		3.239					
40 Benzaldehyde	77	5.801	5.801	0.0	88	17398	0.2465	
41 Phenol	94		5.844					
44 Bis(2-chloroethyl)ether	93		5.945					
46 2-Chlorophenol	128		6.010					
51 2-Methylphenol	108		6.395					
52 2,2'-oxybis[1-chloropropane]	45		6.432					
191 3 & 4 Methylphenol	108		6.528					
56 N-Nitrosodi-n-propylamine	70		6.545					
57 Acetophenone	105		6.550					
60 Hexachloroethane	117		6.668					
61 Nitrobenzene	77		6.705					
63 Isophorone	82		6.914					
65 2-Nitrophenol	139		6.988					
64 2,4-Dimethylphenol	107		6.999					
68 Bis(2-chloroethoxy)methane	93		7.085					
71 2,4-Dichlorophenol	162		7.197					

Report Date: 11-Sep-2013 10:32:11 Chrom Revision: 2.1 01-Aug-2013 12:45:24
Data File: \\Ncchrom\ChromData\A4HP7\20130910-23321.b\30910027.D

Compound	Sig	RT	ADJ RT	DLT RT	Q	Response	On-Col Amt ng/ul	Flags
73 Naphthalene	128	7.352	7.352	0.0	71	22679	0.0998	
74 4-Chloroaniline	127		7.379					
77 Hexachlorobutadiene	225		7.454					
83 Caprolactam	113		7.673					
84 4-Chloro-3-methylphenol	107		7.775					
85 2-Methylnaphthalene	142	7.946	7.951	-0.005	82	16316	0.1068	
88 Hexachlorocyclopentadiene	237		8.085					
90 2,4,6-Trichlorophenol	196		8.181					
91 2,4,5-Trichlorophenol	196		8.213					
95 1,1'-Biphenyl	154		8.342					
98 2-Chloronaphthalene	162		8.374					
100 2-Nitroaniline	65		8.438					
103 Dimethyl phthalate	163		8.577					
105 2,6-Dinitrotoluene	165		8.636					
107 Acenaphthylene	152		8.732					
108 3-Nitroaniline	138		8.786					
109 2,4-Dinitrophenol	184		8.871					
110 Acenaphthene	153		8.877					
111 4-Nitrophenol	109		8.898					
112 2,4-Dinitrotoluene	165		8.983					
114 Dibenzofuran	168		9.026					
119 Diethyl phthalate	149		9.176					
121 4-Chlorophenyl phenyl ether	204		9.299					
123 4-Nitroaniline	138		9.310					
124 Fluorene	166	9.315	9.320	-0.005	68	16915	0.0926	
126 4,6-Dinitro-2-methylphenol	198		9.336					
130 N-Nitrosodiphenylamine	169		9.395					
137 4-Bromophenyl phenyl ether	248		9.722					
139 Hexachlorobenzene	284		9.796					
140 Atrazine	200		9.829					
141 Pentachlorophenol	266		9.952					
146 Phenanthrene	178	10.144	10.144	0.0	90	93383	0.3486	
147 Anthracene	178	10.187	10.187	0.0	77	22999	0.0845	
149 Carbazole	167		10.310					
151 Di-n-butyl phthalate	149	10.562	10.561	0.001	72	35528	0.1268	
157 Fluoranthene	202	11.198	11.192	0.006	95	182195	0.6053	
160 Pyrene	202	11.423	11.422	0.001	98	195175	0.6122	
166 Butyl benzyl phthalate	149		12.059					
173 3,3'-Dichlorobenzidine	252		12.765					
171 Bis(2-ethylhexyl) phthalate	149	12.787	12.792	-0.005	61	78214	0.4307	
175 Benzo[a]anthracene	228	12.835	12.834	0.001	91	144515	0.4657	
176 Chrysene	228	12.883	12.883	0.0	64	166482	0.5722	
178 Di-n-octyl phthalate	149		13.760					
180 Benzo[b]fluoranthene	252	14.439	14.444	-0.005	78	172442	0.6079	
181 Benzo[k]fluoranthene	252	14.482	14.487	-0.005	81	50306	0.1627	M
182 Benzo[a]pyrene	252	14.969	14.969	0.0	58	118186	0.4260	
186 Indeno[1,2,3-cd]pyrene	276	16.868	16.867	0.001	75	77127	0.2479	
187 Dibenz(a,h)anthracene	278		16.894					
188 Benzo[g,h,i]perylene	276	17.386	17.386	0.0	59	61840	0.2357	

TestAmerica Canton
Target Compound Quantitation Report

Data File:	\\Ncchrom\ChromData\A2HP6F\20130903-23106.b\P6F90314.D		
Lims ID:	240-28372-G-1-A	Client ID:	DR-SB-200-04-06
Inject. Date:	03-Sep-2013 22:19:43	Dil. Factor:	1.0000
Sample Type:	Client		
Sample ID:	240-0023106-014		
Misc. Info.:			
Operator:	400725	Instrument ID:	A2HP6F
Injection Vol:	1.0 ul	ALS Bottle#:	14
Lims Batch ID:	99953	Lims Sample ID:	14
Detector:	GC FID1A		
Method:	\\Ncchrom\ChromData\A2HP6F\20130903-23106.b\TPH6F.m		
Last Update:	04-Sep-2013 09:09:28	Calib Date:	21-Jun-2013 20:48:04
Quant Method:	External Standard	Quant By:	Initial Calibration
Last ICal File:	\\Ncchrom\ChromData\A2HP6F\20130621-20976.b\P6F62110.D		
Limit Group:	GC 8015C TPH ICAL		
Integrator:	Falcon		
Column Type:		Column Dia:	
Process Host:	XAWRK004		

RT	EXP RT	DLT RT	Response	On-Col Amt ng/ul	Flags
$ 8 n-Nonane					
4.098	4.109	-0.011	7757369	36.8	
A 15 Diesel					
9.326	5.127 -	13.526	91780595	434.5	
→ A 17 C10-C32					
9.905	5.127 -	14.683	143725166	680.5	

CF = 211213.003

% solids = 76.3%

30.24g / 5ml

$$\frac{143725166\ ng/ml}{211213.003} \times \frac{5000\ ml}{30.24g} \times \frac{1}{.763} \times \frac{1000g}{1kg} \times \frac{1\ mg}{1000000\ ng}$$

= 146.5 mg/kg

Chain of Custody Record

1.8

TestAmerica
THE LEADER IN ENVIRONMENTAL TESTING

TestAmerica Laboratory location:
Regulatory program: ☐ DW ☐ NPDES ☐ RCRA ☐ Other

TestAmerica Laboratories, Inc.

Client Contact				
Company Name: Tetra Tech	Client Project Manager: Amy McGivney	Site Contact: Stu Camden	Lab Contact:	COC No:
Address: 20251 Century Blvd Suite 200	Telephone: (301) 528-5552	Telephone: (703) 342-8384	Telephone:	1 of 1 COCs
City/State/Zip: Germantown MD 20876	Email:	Analysis Turnaround Time: Standard		
Phone:		TAT if different from below: ☐ 3 weeks ☐ 2 weeks ☐ 1 week ☐ 2 days ☐ 1 day		
Project Name: Taxiway Tango	Method of Shipment/Carrier:			
Project Number: 112IC0548	Shipping/Tracking No:			
PO #				

Sample Identification	Sample Date	Sample Time	Matrix: Air	Aqueous	Sediment	Solid	Other:	Containers & Preservatives: H2SO4	HNO3	HCl	NaOH	ZnAc/ NaOH	Unpres	Other: MeOH	Analyses: VOCs	GRO	SVOCs, PCBs, DRO	Metals, Cr (VI)	Sample Specific Notes / Special Instructions:
DR-SB-200-04-06	08/26/13	1145				X							6	1	X	X	X	X	
DR-SB-200-10-12		1150				X							6	1					
DR-SB-201-02-04		1400				X							6	1					
DR-SB-201-08-10	↓	1405				X							6	1	↓	↓	↓	↓	
DR-SB-203-02-04		14:50				X							6	1	X	X	X	X	
DR-SB-203-10-12		15:00				X							6	1	X	X	X	X	

240-28372 Chain of Custody

Possible Hazard Identification: ☒ Non-Hazard ☐ Flammable ☐ Skin Irritant ☐ Poison B ☐ Unknown

Sample Disposal (A fee may be assessed if samples are retained longer than 1): ☐ Return to Client ☒ Disposal By Lab ☐ Archive For _____ Months

Special Instructions/QC Requirements & Comments:

Relinquished by:	Company:	Date/Time:	Received by:	Company:	Date/Time:
	Tetra Tech	8-26-13 / 1545		TestAmerica	8/26/13/1600
Relinquished by:	Company: TestAmerica	Date/Time: 8-26-2013/1638	Received by:	Company: TA	Date/Time: 8-27-13 920
Relinquished by:	Company:	Date/Time:	Received in Laboratory by:	Company:	Date/Time:

©2008, TestAmerica Laboratories, Inc. All rights reserved.
TestAmerica & Design ™ are trademarks of TestAmerica Laboratories, Inc

TAL-0018 (1008)

TestAmerica Canton Sample Receipt Form/Narrative Login # : 28372
Canton Facility

Client Tetra tech Site Name _____ Cooler unpacked by:

Cooler Received on 8-27-13 Opened on 8-27-13

FedEx: 1st Grd EXP UPS FAS Stetson Client Drop Off TestAmerica Courier Other _____

TestAmerica Cooler # _____ Foam Box Client Cooler Box Other _____

Packing material used: Bubble Wrap Foam Plastic Bag None Other _____

COOLANT: Wet Ice Blue Ice Dry Ice Water None

1. Cooler temperature upon receipt

IR GUN# A	(CF –1 °C) Observed Cooler Temp. _____ °C	Corrected Cooler Temp. _____ °C	
IR GUN# 4	(CF 0 °C) Observed Cooler Temp. _____ °C	Corrected Cooler Temp. _____ °C	☐ See Multiple Cooler Form
IR GUN# 5	(CF +1 °C) Observed Cooler Temp. _____ °C	Corrected Cooler Temp. _____ °C	
IR GUN# 8	(CF -0 °C) Observed Cooler Temp. 1.8 °C	Corrected Cooler Temp. 1.8 °C	

2. Were custody seals on the outside of the cooler(s)? If Yes Quantity 1 Yes No
   -Were custody seals on the outside of the cooler(s) signed & dated? Yes No NA
   -Were custody seals on the bottle(s)? Yes No
3. Shippers' packing slip attached to the cooler(s)? Yes No
4. Did custody papers accompany the sample(s)? Yes No
5. Were the custody papers relinquished & signed in the appropriate place? Yes No
6. Did all bottles arrive in good condition (Unbroken)? Yes No
7. Could all bottle labels be reconciled with the COC? Yes No
8. Were correct bottle(s) used for the test(s) indicated? Yes No
9. Sufficient quantity received to perform indicated analyses? Yes No
10. Were sample(s) at the correct pH upon receipt? Yes No NA pH Strip Lot# HC376062
11. Were VOAs on the COC? Yes No
12. Were air bubbles >6 mm in any VOA vials? Yes No NA
13. Was a trip blank present in the cooler(s)? Yes No

Contacted PM _____ Date _____ by _____ via Verbal Voice Mail Other
Concerning _____

14. CHAIN OF CUSTODY & SAMPLE DISCREPANCIES Samples processed by:

15. SAMPLE CONDITION

Sample(s) _____ were received after the recommended holding time had expired.
Sample(s) _____ were received in a broken container.
Sample(s) _____ were received with bubble >6 mm in diameter. (Notify PM)

16. SAMPLE PRESERVATION

Sample(s) _____ were further preserved in the laboratory.
Time preserved: _____ Preservative(s) added/Lot number(s): _____

CASE NARRATIVE

Client: Tetra Tech, Inc

Project: Taxiway Tango

Report Number: 240-28372-1

With the exceptions noted as flags or footnotes, standard analytical protocols were followed in the analysis of the samples and no problems were encountered or anomalies observed. In addition all laboratory quality control samples were within established control limits, with any exceptions noted below. Each sample was analyzed to achieve the lowest possible reporting limit within the constraints of the method. In some cases, due to interference or analytes present at high concentrations, samples were diluted. For diluted samples, the reporting limits are adjusted relative to the dilution required.

TestAmerica Canton attests to the validity of the laboratory data generated by TestAmerica facilities reported herein. All analyses performed by TestAmerica facilities were done using established laboratory SOPs that incorporate QA/QC procedures described in the application methods. TestAmerica's operations groups have reviewed the data for compliance with the laboratory QA/QC plan, and data have been found to be compliant with laboratory protocols unless otherwise noted below.

The test results in this report meet all NELAP requirements for parameters for which accreditation is required or available. Any exceptions to NELAP requirements are noted in this report. Pursuant to NELAP, this report may not be reproduced, except in full, without the written approval of the laboratory.

Calculations are performed before rounding to avoid round-off errors in calculated results.

All holding times were met and proper preservation noted for the methods performed on these samples, unless otherwise detailed in the individual sections below.

This laboratory report is confidential and is intended for the sole use of TestAmerica and its client.

RECEIPT

The samples were received on 08/27/2013; the samples arrived in good condition, properly preserved and on ice. The temperature of the cooler at receipt was 1.8 C.

VOLATILE ORGANIC COMPOUNDS (GCMS)

Samples DR-SB-200-04-06 (240-28372-1), DR-SB-200-10-12 (240-28372-2), DR-SB-201-02-04 (240-28372-3), DR-SB-201-08-10 (240-28372-4), DR-SB-203-02-04 (240-28372-5) and DR-SB-203-10-12 (240-28372-6) were analyzed for volatile organic compounds (GCMS) in accordance with EPA SW-846 Method 8260B. The samples were prepared on 08/27/2013 and analyzed on 09/04/2013 and 09/05/2013.

Several analytes were detected in method blank MB 240-100074/15 at levels that were above the method detection limit but below the reporting limit. The values should be considered estimates, and have been flagged. If the associated sample reported a result above the MDL and/or RL, the result has been flagged.

1,2,3-Trichlorobenzene, 1,2,4-Trichlorobenzene and Naphthalene were detected in method blank MB 240-100252/6 at levels that were above the method detection limit but below the reporting limit. The values should be considered estimates, and have been flagged. If the associated sample reported a result above the MDL and/or RL, the result has been flagged.

Methylene Chloride was detected in method blank MB 240-99636/1-A at a level exceeding the reporting limit. If the associated sample reported a result above the MDL and/or RL, the result has been flagged.

1,1-Dichloropropene and Vinyl acetate failed the recovery criteria high for LCS 240-100155/5. Methylene Chloride and Xylenes, Total failed the recovery criteria low for MRL 240-100074/16.

The laboratory control sample (LCS) for batch 100155 recovered outside control limits for the following analytes: Vinyl Acetate and 1,1-Dichloropropene. These analytes were biased high in the LCS and were not detected in the associated samples; therefore, the data have been reported.

No other difficulties were encountered during the VOCs analysis. All other quality control parameters were within the acceptance limits.

SEMIVOLATILE ORGANIC COMPOUNDS (GCMS)

Samples DR-SB-200-04-06 (240-28372-1), DR-SB-200-10-12 (240-28372-2), DR-SB-201-02-04 (240-28372-3), DR-SB-201-08-10 (240-28372-4), DR-SB-203-02-04 (240-28372-5) and DR-SB-203-10-12 (240-28372-6) were analyzed for semivolatile organic compounds (GCMS) in accordance with EPA SW-846 Method 8270D. The samples were prepared on 09/05/2013 and analyzed on 09/10/2013 and 09/11/2013.

Terphenyl-d14 (Surr) failed the surrogate recovery criteria high for DR-SB-201-08-10 (240-28372-4).

The laboratory control sample (LCS) for batch 100222 recovered outside control limits for the following analyte: Benzaldehyde. However, since Benzaldehyde is a non-controlling compound no corrective action was required.

The laboratory control sample (LCS) for batch 100222 associated with sample(s) DR-SB-201-08-10 (240-28372-4) recovered outside control limits for the following analyte: Benzaldehyde. However, since Benzaldehyde is a non-controlling compound no corrective action was required.

The following sample(s) contained one acid and/or one base surrogate outside acceptance limits: DR-SB-201-08-10 (240-28372-4). The laboratory's SOP allows one acid surrogate and/or one base surrogate to be outside acceptance limits; therefore, re-extraction/re-analysis was not performed. These results have been reported and qualified.

No other difficulties were encountered during the SVOCs analysis. All other quality control parameters were within the acceptance limits.

GASOLINE RANGE ORGANICS (GRO)

Samples DR-SB-200-04-06 (240-28372-1), DR-SB-200-10-12 (240-28372-2), DR-SB-201-02-04 (240-28372-3), DR-SB-201-08-10 (240-28372-4), DR-SB-203-02-04 (240-28372-5) and DR-SB-203-10-12 (240-28372-6) were analyzed for gasoline range organics (GRO) in accordance with EPA-SW-846 Method 8015C - GRO. The samples were analyzed on 08/28/2013 and 08/30/2013.

No difficulties were encountered during the GRO analysis. All quality control parameters were within the acceptance limits.

DIESEL RANGE ORGANICS (DRO)

Samples DR-SB-200-04-06 (240-28372-1), DR-SB-200-10-12 (240-28372-2), DR-SB-201-02-04 (240-28372-3), DR-SB-201-08-10 (240-28372-4), DR-SB-203-02-04 (240-28372-5) and DR-SB-203-10-12 (240-28372-6) were analyzed for diesel range organics (DRO) in accordance with EPA SW-846 Method 8015C - DRO. The samples were prepared on 09/03/2013 and analyzed on 09/03/2013 and 09/04/2013.

Surrogates are added during the extraction process prior to dilution. When the sample dilution is 5X or greater, surrogate recoveries are diluted out and no corrective action is required.

No other difficulties were encountered during the DRO analysis. All other quality control parameters were within the acceptance limits.

POLYCHLORINATED BIPHENYLS (PCBS)

Samples DR-SB-200-04-06 (240-28372-1), DR-SB-200-10-12 (240-28372-2), DR-SB-201-02-04 (240-28372-3), DR-SB-201-08-10 (240-28372-4), DR-SB-203-02-04 (240-28372-5) and DR-SB-203-10-12 (240-28372-6) were analyzed for polychlorinated biphenyls (PCBs) in accordance with EPA SW-846 Method 8082A. The samples were prepared on 09/05/2013 and analyzed on 09/09/2013 and 09/10/2013.

The following sample(s) required a tetrabutylammonium sulfite (TBA) clean-up to reduce matrix interferences caused by sulfur: DR-SB-200-04-06 (240-28372-1), DR-SB-201-02-04 (240-28372-3), DR-SB-203-02-04 (240-28372-5). Lot # S65830.

No other difficulties were encountered during the PCBs analysis. All quality control parameters were within the acceptance limits.

TOTAL METALS (ICP)

Samples DR-SB-200-04-06 (240-28372-1), DR-SB-200-10-12 (240-28372-2), DR-SB-201-02-04 (240-28372-3), DR-SB-201-08-10 (240-28372-4), DR-SB-203-02-04 (240-28372-5) and DR-SB-203-10-12 (240-28372-6) were analyzed for total metals (ICP) in accordance with EPA SW-846 Method 6010C. The samples were prepared on 08/29/2013 and analyzed on 09/04/2013.

Barium and Zinc were detected in method blank MB 240-99525/1-A at levels that were above the method detection limit but below the reporting limit. The values should be considered estimates, and have been flagged. If the associated sample reported a result above the MDL and/or RL, the result has been flagged.

Antimony, Chromium and Copper failed the recovery criteria low for the MS of sample DR-SB-200-04-06MS (240-28372-1) in batch 240-100170.

Several analytes exceeded the RPD limit for the duplicate of sample DR-SB-200-04-06DU (240-28372-1).

No other difficulties were encountered during the metals analysis. All other quality control parameters were within the acceptance limits.

MERCURY

Samples DR-SB-200-04-06 (240-28372-1), DR-SB-200-10-12 (240-28372-2), DR-SB-201-02-04 (240-28372-3), DR-SB-201-08-10 (240-28372-4), DR-SB-203-02-04 (240-28372-5) and DR-SB-203-10-12 (240-28372-6) were analyzed for mercury in accordance with EPA SW-846 Method 7471B. The samples were prepared on 08/29/2013 and 09/06/2013 and analyzed on 09/04/2013 and 09/06/2013.

Mercury exceeded the RPD limit for the duplicate of sample DR-SB-200-04-06DU (240-28372-1).

This sample has a homogeneity issue. The sample Dup and MS were redigested to verify poor recoveries. Both sets of data are

reported. DR-SB-200-04-06 (240-28372-1).

No other difficulties were encountered during the mercury analysis. All other quality control parameters were within the acceptance limits.

HEXAVALENT CHROMIUM

Samples DR-SB-200-04-06 (240-28372-1), DR-SB-200-10-12 (240-28372-2), DR-SB-201-02-04 (240-28372-3), DR-SB-201-08-10 (240-28372-4), DR-SB-203-02-04 (240-28372-5) and DR-SB-203-10-12 (240-28372-6) were analyzed for hexavalent chromium in accordance with EPA SW-846 Method 3060A/7196A. The samples were prepared on 09/03/2013 and analyzed on 09/04/2013.

Cr (VI) was detected in method blank MB 240-99886/9-A at a level that was above the method detection limit but below the reporting limit. The value should be considered an estimate, and has been flagged. If the associated sample reported a result above the MDL and/or RL, the result has been flagged.

No other difficulties were encountered during the hexavalent chromium analysis. All other quality control parameters were within the acceptance limits.

PERCENT SOLIDS

Samples DR-SB-200-04-06 (240-28372-1), DR-SB-200-10-12 (240-28372-2), DR-SB-201-02-04 (240-28372-3), DR-SB-201-08-10 (240-28372-4), DR-SB-203-02-04 (240-28372-5) and DR-SB-203-10-12 (240-28372-6) were analyzed for percent solids in accordance with EPA Method 160.3 MOD. The samples were analyzed on 08/28/2013.

No difficulties were encountered during the % solids analysis. All quality control parameters were within the acceptance limits.

FORM II
GC/MS VOA SURROGATE RECOVERY

Lab Name: TestAmerica Canton Job No.: 240-28372-1

SDG No.:

Matrix: Solid Level: Low

GC Column (1): DB-624 ID: 0.18 (mm)

Client Sample ID	Lab Sample ID	DBFM #	DCA #	TOL #	BFB #
	MRL 240-100074/16	83	88	86	87
	MRL 240-100074/18	91	100	93	95

	QC LIMITS
DBFM = Dibromofluoromethane (Surr)	10-150
DCA = 1,2-Dichloroethane-d4 (Surr)	10-150
TOL = Toluene-d8 (Surr)	10-150
BFB = 4-Bromofluorobenzene (Surr)	10-150

Column to be used to flag recovery values

FORM II 8260B

FORM II
GC/MS VOA SURROGATE RECOVERY

Lab Name: TestAmerica Canton Job No.: 240-28372-1

SDG No.:

Matrix: Solid Level: Low

GC Column (1): DB-624 ID: 0.18 (mm)

Client Sample ID	Lab Sample ID	DBFM	#	DCA	#	TOL	#	BFB	#
DR-SB-200-04-06	240-28372-1	90		95		95		97	
DR-SB-200-10-12	240-28372-2	88		99		89		95	
DR-SB-201-02-04	240-28372-3	97		90		105		81	
DR-SB-201-08-10	240-28372-4	102		99		100		94	
DR-SB-203-02-04	240-28372-5	96		99		97		88	
DR-SB-203-10-12	240-28372-6	94		96		96		88	
	MB 240-99636/1-A	103		101		103		96	
	MB 240-100074/15	79		81		82		80	
	MB 240-100252/6	95		101		96		87	
	LCS 240-100074/14	83		80		83		79	
	LCS 240-100155/5	96		95		99		97	
	LCS 240-100252/5	89		87		90		89	
	240-28469-G-11-A MS	98		91		105		99	
	240-28303-C-38-B MS	27	X	92		92		92	
	240-28538-B-2-B MS	93		96		95		92	
	240-28469-I-11-A MSD	103		95		104		99	
	240-28303-C-38-C MSD	27	X	94		95		94	
	240-28538-B-2-C MSD	93		95		91		90	

	QC LIMITS
DBFM = Dibromofluoromethane (Surr)	37-132
DCA = 1,2-Dichloroethane-d4 (Surr)	58-123
TOL = Toluene-d8 (Surr)	67-125
BFB = 4-Bromofluorobenzene (Surr)	52-136

Column to be used to flag recovery values

FORM II 8260B

FORM VIII
GC/MS VOA INTERNAL STANDARD AREA AND RETENTION TIME SUMMARY

Lab Name: TestAmerica Canton Job No.: 240-28372-1

SDG No.:

Sample No.: ICIS 240-100074/6 Date Analyzed: 09/04/2013 12:45

Instrument ID: A3UX14 GC Column: DB-624 ID: 0.18(mm)

Lab File ID (Standard): 144462.D Heated Purge: (Y/N) Y

Calibration ID: 17244

		FB		CBZ		DCB	
		AREA #	RT #	AREA #	RT #	AREA #	RT #
INITIAL CALIBRATION MID-POINT		1795453	6.78	1215982	9.49	578321	11.46
UPPER LIMIT		3590906	7.28	2431964	9.99	1156642	11.96
LOWER LIMIT		897727	6.28	607991	8.99	289161	10.96
LAB SAMPLE ID	CLIENT SAMPLE ID						
CCV 240-100074/12		1869436	6.78	1208692	9.49	606019	11.47
ICV 240-100074/13		1710685	6.78	1164658	9.49	563940	11.47
LCS 240-100074/14		1918351	6.78	1223994	9.49	600688	11.47
MB 240-100074/15		1931081	6.78	1251425	9.49	616938	11.46
MRL 240-100074/16		1926104	6.78	1333374	9.49	658313	11.46
MRL 240-100074/18		1734721	6.78	1219390	9.49	599567	11.46
240-28303-C-38-B MS		1698880	6.78	1063320	9.49	494652	11.46
240-28303-C-38-C MSD		1679456	6.77	1053758	9.49	483575	11.46
240-28372-1	DR-SB-200-04-06	1643179	6.77	1010027	9.49	438624	11.46
CCVIS 240-100252/3		1696514	6.78	1132221	9.49	542096	11.46

FB = Fluorobenzene
CBZ = Chlorobenzene-d5
DCB = 1,4-Dichlorobenzene-d4

Area Limit = 50%-200% of internal standard area
RT Limit = ± 0.5 minutes of internal standard RT

Column used to flag values outside QC limits

FORM VIII 8260B

FORM VIII
GC/MS VOA INTERNAL STANDARD AREA AND RETENTION TIME SUMMARY

Lab Name: TestAmerica Canton Job No.: 240-28372-1

SDG No.:

Sample No.: CCVIS 240-100252/3 Date Analyzed: 09/05/2013 12:43

Instrument ID: A3UX14 GC Column: DB-624 ID: 0.18(mm)

Lab File ID (Standard): 144492.D Heated Purge: (Y/N) Y

Calibration ID: 17244

		FB		CBZ		DCB	
		AREA #	RT #	AREA #	RT #	AREA #	RT #
12/24 HOUR STD		1696514	6.78	1132221	9.49	542096	11.46
UPPER LIMIT		3393028	7.28	2264442	9.99	1084192	11.96
LOWER LIMIT		848257	6.28	566111	8.99	271048	10.96
LAB SAMPLE ID	CLIENT SAMPLE ID						
CCV 240-100252/4		1655450	6.78	1058176	9.49	538891	11.46
LCS 240-100252/5		1909413	6.78	1229930	9.49	588372	11.46
MB 240-100252/6		1689289	6.78	1105806	9.49	569620	11.46
240-28538-B-2-B MS		1619058	6.78	1039074	9.49	508686	11.46
240-28538-B-2-C MSD		1592591	6.77	1077180	9.49	514401	11.46
240-28372-2	DR-SB-200-10-12	1678402	6.78	1212383	9.49	580710	11.46

FB = Fluorobenzene
CBZ = Chlorobenzene-d5
DCB = 1,4-Dichlorobenzene-d4
DCB = 1,4-Dichlorobenzene-d4
Area Limit = 50%-200% of internal standard area
RT Limit = ± 0.5 minutes of internal standard RT

Column used to flag values outside QC limits

FORM VIII 8260B

FORM VIII
GC/MS VOA INTERNAL STANDARD AREA AND RETENTION TIME SUMMARY

Lab Name: TestAmerica Canton Job No.: 240-28372-1

SDG No.:

Sample No.: ICIS 240-100002/6 Date Analyzed: 09/04/2013 02:33

Instrument ID: A3UX8 GC Column: DB-624 ID: 0.18(mm)

Lab File ID (Standard): UX87160.D Heated Purge: (Y/N) Y

Calibration ID: 17222

		FB		CBZ		DCB	
		AREA #	RT #	AREA #	RT #	AREA #	RT #
INITIAL CALIBRATION MID-POINT		1583670	5.16	963618	7.68	465238	9.88
UPPER LIMIT		3167340	5.66	1927236	8.18	930476	10.38
LOWER LIMIT		791835	4.66	481809	7.18	232619	9.38
LAB SAMPLE ID	CLIENT SAMPLE ID						
ICV 240-100002/17		1556113	5.16	980722	7.68	475753	9.88
CCVIS 240-100155/3		1567175	5.16	959168	7.68	472521	9.88

FB = Fluorobenzene
CBZ = Chlorobenzene-d5
DCB = 1,4-Dichlorobenzene-d4

Area Limit = 50%-200% of internal standard area
RT Limit = ± 0.5 minutes of internal standard RT

Column used to flag values outside QC limits

FORM VIII 8260B

FORM VIII

GC/MS VOA INTERNAL STANDARD AREA AND RETENTION TIME SUMMARY

Lab Name: TestAmerica Canton Job No.: 240-28372-1

SDG No.:

Sample No.: CCVIS 240-100155/3 Date Analyzed: 09/05/2013 03:16

Instrument ID: A3UX8 GC Column: DB-624 ID: 0.18(mm)

Lab File ID (Standard): UX87187.D Heated Purge: (Y/N) Y

Calibration ID: 17224

		FB		CBZ		DCB	
		AREA #	RT #	AREA #	RT #	AREA #	RT #
12/24 HOUR STD		1567175	5.16	959168	7.68	472521	9.88
UPPER LIMIT		3134350	5.66	1918336	8.18	945042	10.38
LOWER LIMIT		783588	4.66	479584	7.18	236261	9.38
LAB SAMPLE ID	CLIENT SAMPLE ID						
CCV 240-100155/4		1540332	5.15	985112	7.68	460162	9.88
LCS 240-100155/5		1584724	5.16	997473	7.68	488946	9.88
MB 240-99636/1-A		1475538	5.16	928495	7.68	434215	9.88
240-28469-G-11-A MS		1522610	5.16	909621	7.69	446311	9.88
240-28469-I-11-A MSD		1505262	5.16	918433	7.68	442860	9.88
240-28372-3	DR-SB-201-02-04	1453562	5.16	845173	7.68	320054	9.88
240-28372-4	DR-SB-201-08-10	1478222	5.16	923097	7.68	429162	9.88
240-28372-5	DR-SB-203-02-04	1551328	5.16	957990	7.69	443162	9.88
240-28372-6	DR-SB-203-10-12	1522628	5.16	955382	7.68	427972	9.88

FB = Fluorobenzene

FB = Fluorobenzene

CBZ = Chlorobenzene-d5

CBZ = Chlorobenzene-d5

Area Limit = 50%-200% of internal standard area

DCB = 1,4-Dichlorobenzene-d4

RT Limit = ± 0.5 minutes of internal standard RT

DCB = 1,4-Dichlorobenzene-d4

Column used to flag values outside QC limits

FORM VIII 8260B

FORM V
GC/MS VOA INSTRUMENT PERFORMANCE CHECK
BROMOFLUOROBENZENE (BFB)

Lab Name: TestAmerica Canton Job No.: 240-28372-1

SDG No.:

Lab File ID: BFB8353.D BFB Injection Date: 09/04/2013

Instrument ID: A3UX8 BFB Injection Time: 00:28

Analysis Batch No.: 100002

M/E	ION ABUNDANCE CRITERIA	% RELATIVE ABUNDANCE	
50	15.0 - 40.0 % of mass 95	18.2	
75	30.0 - 60.0 % of mass 95	46.6	
95	Base Peak, 100% relative abundance	100.0	
96	5.0 - 9.0 % of mass 95	6.9	
173	Less than 2.0 % of mass 174	0.0	(0.0)1
174	50.0 - 120.00 % of mass 95	71.5	
175	5.0 - 9.0 % of mass 174	5.3	(7.4)1
176	95.0 - 101.0 % of mass 174	68.7	(96.1)1
177	5.0 - 9.0 % of mass 176	4.7	(6.8)2

1-Value is % mass 174 2-Value is % mass 176

THIS CHECK APPLIES TO THE FOLLOWING SAMPLES, MS, MSD, BLANKS AND STANDARDS:

CLIENT SAMPLE ID	LAB SAMPLE ID	LAB FILE ID	DATE ANALYZED	TIME ANALYZED
	STD8260 240-100002/3	UX87157.D	09/04/2013	01:29
	STD8260 240-100002/4	UX87158.D	09/04/2013	01:50
	STD8260 240-100002/5	UX87159.D	09/04/2013	02:12
	ICIS 240-100002/6	UX87160.D	09/04/2013	02:33
	STD8260 240-100002/7	UX87161.D	09/04/2013	02:54
	STD8260 240-100002/8	UX87162.D	09/04/2013	03:15
	STD8260 240-100002/9	UX87163.D	09/04/2013	03:36
	STD8260 240-100002/10	UX87164.D	09/04/2013	03:58
	STDA9 240-100002/11	UX87165.D	09/04/2013	04:19
	STDA9 240-100002/12	UX87166.D	09/04/2013	04:40
	STDA9 240-100002/13	UX87167.D	09/04/2013	05:01
	STDA9 240-100002/14	UX87168.D	09/04/2013	05:23
	STDA9 240-100002/15	UX87169.D	09/04/2013	05:44
	STDA9 240-100002/16	UX87170.D	09/04/2013	06:05
	ICV 240-100002/17	UX87171.D	09/04/2013	06:26

FORM VI
GC/MS VOA INITIAL CALIBRATION DATA
INTERNAL STANDARD CURVE EVALUATION

Lab Name: TestAmerica Canton Job No.: 240-28372-1 Analy Batch No.: 100002

SDG No.:

Instrument ID: A3UX8 GC Column: DB-624 ID: 0.18(mm) Heated Purge: (Y/N) Y

Calibration Start Date: 09/04/2013 01:29 Calibration End Date: 09/04/2013 03:58 Calibration ID: 17222

Calibration Files:

LEVEL:	LAB SAMPLE ID:	LAB FILE ID:
Level 1	STD8260 240-100002/10	UX87164.D
Level 2	STD8260 240-100002/9	UX87163.D
Level 3	STD8260 240-100002/8	UX87162.D
Level 4	STD8260 240-100002/7	UX87161.D
Level 5	ICIS 240-100002/6	UX87160.D
Level 6	STD8260 240-100002/5	UX87159.D
Level 7	STD8260 240-100002/4	UX87158.D
Level 8	STD8260 240-100002/3	UX87157.D

ANALYTE	RRF					CURVE TYPE	COEFFICIENT			#	MIN RRF	%RSD	#	MAX %RSD	R^2 OR COD	#	MIN R^2 OR COD
	LVL 1 LVL 6	LVL 2 LVL 7	LVL 3 LVL 8	LVL 4	LVL 5		B	M1	M2								
Dichlorodifluoromethane	0.1947 0.1935	0.2057 0.1971	0.1819 0.1973	0.1887	0.1898	Ave		0.1936				3.6		15.0			
Chloromethane	0.1767 0.1969	0.2189 0.1933	0.1861 0.1927	0.2007	0.1992	Ave		0.1956			0.1000	6.3		15.0			
Vinyl chloride	0.1601 0.1684	0.1809 0.1627	0.1627 0.1649	0.1668	0.1676	Ave		0.1668				3.8		15.0			
Bromomethane	0.1199 0.1021	0.1109 0.0711	0.1111	0.1105	0.1099	Ave		0.1051				15.0		15.0			
Chloroethane	0.1067 0.0993	0.1136 0.0933	0.1072 0.0761	0.1027	0.1033	Ave		0.1003				11.0		15.0			
Dichlorofluoromethane	+++++ 0.2608	0.2935 0.2530	0.2517 0.2417	0.2670	0.2645	Ave		0.2617				6.3		15.0			
Trichlorofluoromethane	0.2407 0.2331	0.2433 0.2395	0.2146 0.2385	0.2281	0.2336	Ave		0.2339				3.9		15.0			
Ethyl ether	0.2470 0.2106	0.2186 0.1865	0.1817 0.1981	0.1850	0.1802	Ave		0.2010				12.0		15.0			
Acrolein	+++++ 0.0201	0.0207 0.0184	0.0202 0.0206	0.0185	0.0201	Ave		0.0198				4.8		15.0			
1,1-Dichloroethene	0.1911 0.1791	0.1747 0.1730	0.1684 0.1804	0.1615	0.1721	Ave		0.1750				5.0		15.0			
1,1,2-Trichloro-1,2,2-trichfluoroethane	0.0946 0.1302	0.1344 0.1279	0.1209 0.1280	0.1241	0.1255	Ave		0.1232				9.9		15.0			
Acetone	+++++ 0.0744	+++++ 0.0582	0.1306 0.0631	0.0934	0.0776	Lin1	0.7069	0.0602							0.9940		0.9900
Iodomethane	0.3151 0.3257	0.3288 0.2958	0.2910 0.3128	0.2856	0.3054	Ave		0.3075				5.2		15.0			
Carbon disulfide	0.4417 0.5378	0.4608 0.5058	0.4671 0.5456	0.4508	0.4849	Ave		0.4868				8.1		15.0			

Note: The m1 coefficient is the same as Ave RRF for an Ave curve type.

FORM VI
GC/MS VOA INITIAL CALIBRATION DATA
INTERNAL STANDARD CURVE EVALUATION

Lab Name: TestAmerica Canton Job No.: 240-28372-1 Analy Batch No.: 100002

SDG No.:

Instrument ID: A3UX8 GC Column: DB-624 ID: 0.18(mm) Heated Purge: (Y/N) Y

Calibration Start Date: 09/04/2013 01:29 Calibration End Date: 09/04/2013 03:58 Calibration ID: 17222

ANALYTE	RRF					CURVE TYPE	COEFFICIENT			#	MIN RRF	%RSD	#	MAX %RSD	R^2 OR COD	#	MIN R^2 OR COD
	LVL 1 LVL 6	LVL 2 LVL 7	LVL 3 LVL 8	LVL 4	LVL 5		B	M1	M2								
3-Chloro-1-propene	+++++ 0.1114	0.0854 0.1081	0.0873 0.1130	0.0868	0.1027	Ave		0.0993				12.0		15.0			
Methyl acetate	0.1684 0.1886	0.1843 0.1550	0.1527 0.1706	0.1639	0.1643	Ave		0.1685				7.5		15.0			
Methylene Chloride	+++++ 0.2705	+++++ 0.2277	0.6300 0.2341	0.3300	0.2792	Lin1	1.6761	0.2210							0.9930		0.9900
tert-Butyl alcohol	0.0172 0.0213	0.0190 0.0163	0.0149 0.0173	0.0159	0.0162	Ave		0.0173				12.0		15.0			
Acrylonitrile	0.0839 0.0941	0.0930 0.0770	0.0764 0.0831	0.0818	0.0826	Ave		0.0840				7.7		15.0			
Methyl tert-butyl ether	0.5484 0.6550	0.5614 0.5772	0.5072 0.6186	0.5377	0.5461	Ave		0.5690				8.3		15.0			
trans-1,2-Dichloroethene	0.2089 0.2132	0.2141 0.1999	0.1931 0.2048	0.1881	0.2057	Ave		0.2035				4.5		15.0			
Hexane	0.0673 0.0561	0.0746 0.0570	0.0607 0.0574	0.0553	0.0563	Ave		0.0606				11.0		15.0			
1,1-Dichloroethane	0.3578 0.3589	0.3709 0.3293	0.3308 0.3507	0.3228	0.3371	Ave		0.3448			0.1000	5.0		15.0			
Vinyl acetate	+++++ 0.0396	0.0163 0.0352	0.0305 0.0396	0.0293	0.0321	Lin1	-0.051	0.0385							0.9960		0.9900
2-Butanone	+++++ 0.1036	0.1076 0.0859	0.0827 0.0932	0.0945	0.0894	Ave		0.0938				9.7		15.0			
cis-1,2-Dichloroethene	0.2119 0.2467	0.2309 0.2251	0.2169 0.2334	0.2208	0.2231	Ave		0.2261				4.8		15.0			
2,2-Dichloropropane	0.1613 0.1867	0.1609 0.1714	0.1543 0.1650	0.1633	0.1776	Ave		0.1676				6.2		15.0			
Bromochloromethane	0.1181 0.1217	0.1133 0.1094	0.1023 0.1170	0.1084	0.1078	Ave		0.1122				5.7		15.0			
Tetrahydrofuran	0.0618 0.0740	0.0633 0.0598	0.0542 0.0655	0.0598	0.0614	Ave		0.0625				9.1		15.0			
Chloroform	+++++ 0.3669	0.3614 0.3357	0.3366 0.3515	0.3219	0.3346	Ave		0.3441				4.7		15.0			
1,1,1-Trichloroethane	0.2360 0.2804	0.2660 0.2679	0.2275 0.2783	0.2356	0.2565	Ave		0.2560				8.0		15.0			
Cyclohexane	0.3748 0.3172	0.3800 0.3126	0.2773 0.3184	0.2854	0.3072	Ave		0.3216				12.0		15.0			
1,1-Dichloropropene	0.2126 0.2370	0.2124 0.2277	0.2048 0.2383	0.2141	0.2194	Ave		0.2208				5.6		15.0			
Carbon tetrachloride	0.1751 0.2217	0.2029 0.2173	0.1833 0.2325	0.1865	0.2011	Ave		0.2025				10.0		15.0			

Note: The m1 coefficient is the same as Ave RRF for an Ave curve type.

FORM VI
GC/MS VOA INITIAL CALIBRATION DATA
INTERNAL STANDARD CURVE EVALUATION

Lab Name: TestAmerica Canton Job No.: 240-28372-1 Analy Batch No.: 100002

SDG No.:

Instrument ID: A3UX8 GC Column: DB-624 ID: 0.18(mm) Heated Purge: (Y/N) Y

Calibration Start Date: 09/04/2013 01:29 Calibration End Date: 09/04/2013 03:58 Calibration ID: 17222

ANALYTE	RRF					CURVE TYPE	COEFFICIENT			#	MIN RRF	%RSD	#	MAX %RSD	R^2 OR COD	#	MIN R^2 OR COD
	LVL 1 LVL 6	LVL 2 LVL 7	LVL 3 LVL 8	LVL 4	LVL 5		B	M1	M2								
Isobutyl alcohol	+++++ 0.0077	+++++ 0.0061	0.0051 0.0065	0.0061	0.0062	Ave		0.0063				14.0		15.0			
1,2-Dichloroethane	0.2798 0.3118	0.2957 0.2771	0.2676 0.2937	0.2779	0.2697	Ave		0.2842				5.3		15.0			
Benzene	0.7818 0.7983	0.8208 0.7450	0.7346 0.7757	0.7371	0.7383	Ave		0.7665				4.2		15.0			
n-Heptane	+++++ 0.0641	+++++ 0.0647	0.0519 0.0669	0.0605	0.0581	Ave		0.0610				8.9		15.0			
Trichloroethene	0.2379 0.2084	0.2218 0.1996	0.1934 0.2090	0.1924	0.1972	Ave		0.2075				7.6		15.0			
Methylcyclohexane	0.3031 0.3282	0.3648 0.3296	0.2833 0.3405	0.2860	0.3102	Ave		0.3182				8.8		15.0			
1,2-Dichloropropane	0.1689 0.2039	0.1942 0.1858	0.1777 0.1934	0.1820	0.1815	Ave		0.1859				5.9		15.0			
1,4-Dioxane	+++++ 0.0024	0.0019 0.0020	0.0019 0.0024	0.0020	0.0018	Ave		0.0021				12.0		15.0			
Dibromomethane	0.1218 0.1312	0.1222 0.1182	0.1060 0.1265	0.1137	0.1084	Ave		0.1185				7.4		15.0			
Bromodichloromethane	+++++ 0.2620	0.1858 0.2453	0.1928 0.2689	0.2146	0.2148	Ave		0.2263				15.0		15.0			
2-Chloroethyl vinyl ether	+++++ 0.1290	0.0959 0.1166	0.0934 0.1268	0.1060	0.1024	Ave		0.1100				13.0		15.0			
cis-1,3-Dichloropropene	0.1893 0.2985	0.2165 0.2840	0.1974 0.3057	0.2288	0.2394	Lin1	-0.217	0.2961							0.9960		0.9900
4-Methyl-2-pentanone	+++++ 0.2069	0.1585 0.1692	0.1440 0.1823	0.1707	0.1721	Ave		0.1720				11.0		15.0			
Toluene	+++++ 1.4340	+++++ 1.3243	1.3730 1.4148	1.3093	1.3143	Ave		1.3616				4.0		15.0			
trans-1,3-Dichloropropene	0.2151 0.4110	0.2556 0.3827	0.2546 0.4363	0.2993	0.3074	Lin1	-0.395	0.4134							0.9920		0.9900
Ethyl methacrylate	0.2026 0.4476	0.2580 0.3890	0.2613 0.4359	0.3335	0.3320	Lin1	-0.377	0.4213							0.9940		0.9900
1,1,2-Trichloroethane	0.3113 0.3130	0.2960 0.2756	0.2686 0.3038	0.2846	0.2698	Ave		0.2904				6.3		15.0			
1,3-Dichloropropane	+++++ 0.5209	0.4738 0.4507	0.4283 0.4927	0.4713	0.4394	Ave		0.4682				6.8		15.0			
Tetrachloroethene	0.2287 0.2474	0.2560 0.2405	0.2065 0.2515	0.2240	0.2330	Ave		0.2359				6.9		15.0			
2-Hexanone	+++++ 0.2344	0.1701 0.1879	0.1505 0.2125	0.1861	0.1906	Ave		0.1903				14.0		15.0			

Note: The m1 coefficient is the same as Ave RRF for an Ave curve type.

FORM VI
GC/MS VOA INITIAL CALIBRATION DATA
INTERNAL STANDARD CURVE EVALUATION

Lab Name: TestAmerica Canton Job No.: 240-28372-1 Analy Batch No.: 100002

SDG No.:

Instrument ID: A3UX8 GC Column: DB-624 ID: 0.18(mm) Heated Purge: (Y/N) Y

Calibration Start Date: 09/04/2013 01:29 Calibration End Date: 09/04/2013 03:58 Calibration ID: 17222

ANALYTE	RRF					CURVE TYPE	COEFFICIENT			#	MIN RRF	%RSD	#	MAX %RSD	R^2 OR COD	#	MIN R^2 OR COD
	LVL 1 LVL 6	LVL 2 LVL 7	LVL 3 LVL 8	LVL 4	LVL 5		B	M1	M2								
Dibromochloromethane	0.1741 0.3102	0.2157 0.2874	0.2080 0.3226	0.2288	0.2415	Lin1	-0.253	0.3081							0.9940		0.9900
1,2-Dibromoethane	+++++ 0.3054	0.2494 0.2612	0.2223 0.2881	0.2576	0.2478	Ave		0.2617				10.0		15.0			
Chlorobenzene	0.9165 0.9036	0.8916 0.8142	0.8029 0.8599	0.8245	0.8167	Ave		0.8537			0.3000	5.3		15.0			
1,1,1,2-Tetrachloroethane	0.2209 0.3018	0.2375 0.2776	0.2275 0.2994	0.2551	0.2576	Ave		0.2597				12.0		15.0			
Ethylbenzene	0.4124 0.4644	0.4344 0.4364	0.4085 0.4608	0.4229	0.4321	Ave		0.4340				4.7		15.0			
m-Xylene & p-Xylene	0.5021 0.5770	0.5152 0.5357	0.5230 0.5666	0.5177	0.5272	Ave		0.5331				4.9		15.0			
o-Xylene	0.3786 0.5630	0.4676 0.5099	0.4393 0.5316	0.4873	0.5124	Ave		0.4862				12.0		15.0			
Styrene	+++++ 0.9938	0.6709 0.8901	0.7227 0.9488	0.8001	0.8423	Ave		0.8384				14.0		15.0			
Bromoform	+++++ 0.1754	0.0940 0.1611	0.1059 0.1877	0.1202	0.1265	Lin1	-0.315	0.1785			0.1000				0.9920		0.9900
Isopropylbenzene	+++++ 1.3709	1.0947 1.2956	1.0056 1.3686	1.1812	1.2569	Ave		1.2248				11.0		15.0			
1,1,2,2-Tetrachloroethane	0.5160 0.7068	0.6134 0.6137	0.5657 0.6665	0.6250	0.6200	Ave		0.6159			0.3000	9.4		15.0			
Bromobenzene	0.6417 0.7992	0.6505 0.7226	0.6531 0.7294	0.6812	0.7164	Ave		0.6992				7.6		15.0			
1,2,3-Trichloropropane	0.1599 0.2531	0.2329 0.2116	0.2111 0.2239	0.2195	0.2281	Ave		0.2175				12.0		15.0			
trans-1,4-Dichloro-2-butene	+++++ 0.2250	0.1328 0.2020	0.1463 0.2241	0.1693	0.1769	Lin1	-0.285	0.2183							0.9960		0.9900
n-Propylbenzene	+++++ 0.7860	0.5814 0.7555	0.5911 0.7618	0.6802	0.7453	Ave		0.7002				12.0		15.0			
2-Chlorotoluene	+++++ 0.6868	0.5633 0.6354	0.5580 0.6536	0.6273	0.6409	Ave		0.6236				7.5		15.0			
1,3,5-Trimethylbenzene	1.5860 2.2993	1.7173 2.2007	1.6904 2.2966	1.9708	2.1383	Ave		1.9874				15.0		15.0			
4-Chlorotoluene	+++++ 0.7423	0.5953 0.6806	0.5756 0.6981	0.6423	0.6877	Ave		0.6603				9.0		15.0			
tert-Butylbenzene	1.4292 1.9370	1.6262 1.8506	1.4175 2.0050	1.6663	1.9125	Ave		1.7306				13.0		15.0			
1,2,4-Trimethylbenzene	+++++ 2.4322	1.7629 2.2397	1.7390 2.4194	2.0548	2.2618	Ave		2.1300				14.0		15.0			

Note: The m1 coefficient is the same as Ave RRF for an Ave curve type.

FORM VI
GC/MS VOA INITIAL CALIBRATION DATA
INTERNAL STANDARD CURVE EVALUATION

Lab Name: TestAmerica Canton Job No.: 240-28372-1 Analy Batch No.: 100002

SDG No.:

Instrument ID: A3UX8 GC Column: DB-624 ID: 0.18(mm) Heated Purge: (Y/N) Y

Calibration Start Date: 09/04/2013 01:29 Calibration End Date: 09/04/2013 03:58 Calibration ID: 17222

ANALYTE	RRF					CURVE TYPE	COEFFICIENT			#	MIN RRF	%RSD	#	MAX %RSD	R^2 OR COD	#	MIN R^2 OR COD
	LVL 1 LVL 6	LVL 2 LVL 7	LVL 3 LVL 8	LVL 4	LVL 5		B	M1	M2								
sec-Butylbenzene	1.8739 2.6937	1.9971 2.6212	2.0289 2.8147	2.4056	2.6625	Ave		2.3872				15.0		15.0			
1,3-Dichlorobenzene	+++++ 1.4222	1.3162 1.3146	1.1700 1.3982	1.2848	1.3453	Ave		1.3216				6.3		15.0			
p-Isopropyltoluene	+++++ 2.3364	1.7454 2.2388	1.6834 2.4443	2.0098	2.2805	Ave		2.1055				14.0		15.0			
1,4-Dichlorobenzene	+++++ 1.4539	1.4366 1.3351	1.2577 1.4336	1.3155	1.3536	Ave		1.3694				5.4		15.0			
n-Butylbenzene	1.4948 2.1213	1.5329 2.0571	1.4278 2.3180	1.7481	2.0106	Lin1	-1.574	2.2097							0.9960		0.9900
1,2-Dichlorobenzene	1.2722 1.3163	1.2608 1.1727	1.1591 1.3160	1.2217	1.2423	Ave		1.2451				4.7		15.0			
1,2-Dibromo-3-Chloropropane	+++++ 0.0927	+++++ 0.0836	0.0771 0.1057	0.0793	0.0821	Ave		0.0868				12.0		15.0			
1,2,4-Trichlorobenzene	0.6023 0.6326	0.6608 0.5787	0.5956 0.6854	0.6489	0.6508	Ave		0.6319				5.8		15.0			
Hexachlorobutadiene	0.3383 0.2632	0.3978 0.2452	0.3004 0.3277	0.3463	0.3272	Ave		0.3183				15.0		15.0			
Naphthalene	1.2373 1.5340	1.3327 1.3772	1.2677 1.5443	1.4739	1.4835	Ave		1.4063				8.5		15.0			
1,2,3-Trichlorobenzene	0.5631 0.4975	0.6333 0.4418	0.6069 0.4956	0.6251	0.5760	Ave		0.5549				13.0		15.0			
Dibromofluoromethane (Surr)	+++++ 0.2019	0.4318 0.1867	0.2758 0.1974	0.2172	0.2116	Lin1	0.4371	0.1908							0.9990		0.9900
1,2-Dichloroethane-d4 (Surr)	+++++ 0.2429	+++++ 0.2325	0.3653 0.2542	0.3002	0.2710	Lin1	0.5576	0.2419							0.9970		0.9900
Toluene-d8 (Surr)	+++++ 1.3934	2.9620 1.2373	1.8546 1.3044	1.5030	1.4181	Lin1	3.1595	1.2681							0.9990		0.9900
4-Bromofluorobenzene (Surr)	+++++ 0.4619	+++++ 0.4280	0.6693 0.4496	0.5446	0.5290	Lin1	1.2080	0.4362							0.9990		0.9900

Note: The m1 coefficient is the same as Ave RRF for an Ave curve type.

FORM VI
GC/MS VOA INITIAL CALIBRATION DATA
INTERNAL STANDARD CURVE EVALUATION

Lab Name: TestAmerica Canton Job No.: 240-28372-1 Analy Batch No.: 100002

SDG No.:

Instrument ID: A3UX8 GC Column: DB-624 ID: 0.18(mm) Heated Purge: (Y/N) Y

Calibration Start Date: 09/04/2013 04:19 Calibration End Date: 09/04/2013 06:05 Calibration ID: 17224

Calibration Files:

LEVEL:	LAB SAMPLE ID:	LAB FILE ID:
Level 1	STDA9 240-100002/16	UX87170.D
Level 2	STDA9 240-100002/15	UX87169.D
Level 3	STDA9 240-100002/14	UX87168.D
Level 4	STDA9 240-100002/13	UX87167.D
Level 5	STDA9 240-100002/12	UX87166.D
Level 6	STDA9 240-100002/11	UX87165.D

ANALYTE	RRF					CURVE TYPE	COEFFICIENT			#	MIN RRF	%RSD	#	MAX %RSD	R^2 OR COD	#	MIN R^2 OR COD
	LVL 1 LVL 6	LVL 2	LVL 3	LVL 4	LVL 5		B	M1	M2								
Methylal	0.2087 0.2341	0.2096	0.2063	0.2274	0.2177	Ave		0.2173				5.2		15.0			
Acetonitrile	0.0319 0.0273	0.0303	0.0276	0.0309	0.0278	Ave		0.0293				6.7		15.0			
Diisopropyl ether	0.1895 0.2083	0.1975	0.1850	0.2141	0.2103	Ave		0.2008				5.9		15.0			
2-Chloro-1,3-butadiene	0.2818 0.3122	0.2888	0.2616	0.3103	0.3190	Ave		0.2956				7.5		15.0			
Ethyl-t-butyl ether (ETBE)	0.5645 0.6424	0.6111	0.5611	0.6583	0.6531	Ave		0.6151				7.1		15.0			
Ethyl acetate	0.1645 0.1754	0.1596	0.1562	0.1722	0.1623	Ave		0.1650				4.5		15.0			
Propionitrile	0.0349 0.0315	0.0323	0.0326	0.0348	0.0315	Ave		0.0330				4.7		15.0			
Methacrylonitrile	0.1411 0.1302	0.1377	0.1343	0.1401	0.1292	Ave		0.1354				3.7		15.0			
Tert-amyl-methyl ether (TAME)	0.4564 0.5158	0.4723	0.4489	0.5307	0.5222	Ave		0.4911				7.3		15.0			
n-Butanol	0.0047 0.0045	0.0037	0.0047	0.0048	0.0044	Ave		0.0045				8.7		15.0			
Ethyl acrylate	0.2130 0.2534	0.2087	0.2155	0.2319	0.2325	Ave		0.2258				7.4		15.0			
Methyl methacrylate	0.1615 0.1793	0.1594	0.1656	0.1766	0.1724	Ave		0.1691				4.8		15.0			
2-Nitropropane	0.0261 0.0421	0.0254	0.0261	0.0324	0.0351	Qua	-0.075	0.0289	0						1.0000		0.9900
Tetrahydrothiophene	0.1918 0.3519	0.2625	0.2920	0.3308	0.3265	Lin1	-0.874	0.3486							0.9990		0.9900
1-Chlorohexane	0.3094 0.3873	0.3599	0.3284	0.3652	0.3672	Ave		0.3529				8.1		15.0			

Note: The m1 coefficient is the same as Ave RRF for an Ave curve type.

FORM VI
GC/MS VOA INITIAL CALIBRATION DATA
INTERNAL STANDARD CURVE EVALUATION

Lab Name: TestAmerica Canton Job No.: 240-28372-1 Analy Batch No.: 100002

SDG No.:

Instrument ID: A3UX8 GC Column: DB-624 ID: 0.18(mm) Heated Purge: (Y/N) Y

Calibration Start Date: 09/04/2013 04:19 Calibration End Date: 09/04/2013 06:05 Calibration ID: 17224

ANALYTE	RRF					CURVE TYPE	COEFFICIENT			#	MIN RRF	%RSD	#	MAX %RSD	R^2 OR COD	#	MIN R^2 OR COD
	LVL 1 LVL 6	LVL 2	LVL 3	LVL 4	LVL 5		B	M1	M2								
1,4-Dichlorobutane	0.0949 0.1182	0.1035	0.1093	0.1177	0.1189	Ave		0.1104				8.8		15.0			
Cyclohexanone	0.0514 0.0598	0.0541	0.0550	0.0604	0.0590	Ave		0.0566				6.4		15.0			
Pentachloroethane	0.1334 0.2563	0.1085	0.1171	0.2413	0.2547	Qua	-3.360	0.2728	0						0.9980		0.9900
1,2,3-Trimethylbenzene	2.2948 2.4224	2.3162	2.2109	2.4465	2.4311	Ave		2.3536				4.0		15.0			
Benzyl chloride	0.0639 0.1909	0.0692	0.0942	0.1296	0.1484	Qua	-0.387	0.1135	0.0004						1.0000		0.9900
1,3,5-Trichlorobenzene	0.8460 0.8165	0.8203	0.7434	0.7927	0.7677	Ave		0.7978				4.7		15.0			
2-Methylnaphthalene	0.6379 0.6192	0.6505	0.8577	0.6922	0.6493	Ave		0.6845				13.0		15.0			
n-Butyl acetate	0.1851 0.2526	0.1886	0.2105	0.2496	0.2433	Ave		0.2216				14.0		15.0			

Note: The ml coefficient is the same as Ave RRF for an Ave curve type.

FORM VII
GC/MS VOA CONTINUING CALIBRATION DATA

no Samples

Lab Name: TestAmerica Canton Job No.: 240-28372-1

SDG No.:

Lab Sample ID: ICV 240-100002/17 Calibration Date: 09/04/2013 06:26

Instrument ID: A3UX8 Calib Start Date: 09/04/2013 01:29

GC Column: DB-624 ID: 0.18(mm) Calib End Date: 09/04/2013 03:58

Lab File ID: UX87171.D Conc. Units: ng/uL Heated Purge: (Y/N) Y

ANALYTE	CURVE TYPE	AVE RRF	RRF	MIN RRF	CALC AMOUNT	SPIKE AMOUNT	%D	MAX %D
Dichlorodifluoromethane	Ave	0.1936	0.1440		1.00	0.0500	-25.6	50.0
Chloromethane	Ave	0.1956	0.1839	0.1000	1.00	0.0500	-6.0	50.0
Vinyl chloride	Ave	0.1668	0.1558		1.00	0.0500	-6.6	20.0
Bromomethane	Ave	0.1051	0.1110		1.00	0.0500	5.6	50.0
Chloroethane	Ave	0.1003	0.0991		1.00	0.0500	-1.1	50.0
Dichlorofluoromethane	Ave	0.2617	0.2643		2.00	0.0500	1.0	50.0
Trichlorofluoromethane	Ave	0.2339	0.2222		1.00	0.0500	-5.0	50.0
Ethyl ether	Ave	0.2010	0.2059		2.00	0.0500	2.4	50.0
Acrolein	Ave	0.0198	0.0220		20.0	0.300	11.3	50.0
1,1-Dichloroethene	Ave	0.1750	0.1691		1.00	0.0500	-3.4	20.0
1,1,2-Trichloro-1,2,2-trichfluoroethane	Ave	0.1232	0.1252		1.00	0.0500	1.6	50.0
Acetone	Lin1		0.0747		10.0	0.100	12.4	50.0
Iodomethane	Ave	0.3075	0.3267		1.00	0.0500	6.2	50.0
Carbon disulfide	Ave	0.4868	0.5039		1.00	0.0500	3.5	50.0
3-Chloro-1-propene	Ave	0.0993	0.1023		2.00	0.0500	3.1	50.0
Methyl acetate	Ave	0.1685	0.1789		10.0	0.250	6.2	50.0
Methylene Chloride	Lin1		0.2710		1.00	0.0500	7.4	50.0
tert-Butyl alcohol	Ave	0.0173	0.0188		50.0	0.500	9.1	50.0
Acrylonitrile	Ave	0.0840	0.0891		20.0	0.500	6.0	50.0
Methyl tert-butyl ether	Ave	0.5690	0.6106		1.00	0.0500	7.3	50.0
trans-1,2-Dichloroethene	Ave	0.2035	0.2148		1.00	0.0500	5.6	50.0
Hexane	Ave	0.0606	0.0535		1.00	0.0500	-11.7	20.0
1,1-Dichloroethane	Ave	0.3448	0.3649	0.1000	1.00	0.0500	5.8	50.0
Vinyl acetate	Lin1		0.0444		2.00	0.0800	16.7	50.0
2-Butanone	Ave	0.0938	0.1028		10.0	0.100	9.5	50.0
cis-1,2-Dichloroethene	Ave	0.2261	0.2505		1.00	0.0500	10.8	50.0
2,2-Dichloropropane	Ave	0.1676	0.1754		1.00	0.0500	4.7	50.0
Bromochloromethane	Ave	0.1122	0.1214		1.00	0.0500	8.2	50.0
Tetrahydrofuran	Ave	0.0625	0.0678		5.00	0.100	8.4	50.0
Chloroform	Ave	0.3441	0.3706		1.00	0.0500	7.7	20.0
1,1,1-Trichloroethane	Ave	0.2560	0.2710		1.00	0.0500	5.8	50.0
Cyclohexane	Ave	0.3216	0.3088		1.00	0.0500	-4.0	50.0
1,1-Dichloropropene	Ave	0.2208	0.2520		1.00	0.0500	14.2	50.0
Carbon tetrachloride	Ave	0.2025	0.2131		1.00	0.0500	5.2	50.0
Isobutyl alcohol	Ave	0.0063	0.0072		50.0	1.25	14.2	50.0
1,2-Dichloroethane	Ave	0.2842	0.3076		1.00	0.0500	8.2	50.0
Benzene	Ave	0.7665	0.8106		1.00	0.0500	5.8	50.0
n-Heptane	Ave	0.0610	0.0627		1.00	0.0500	2.7	50.0
Trichloroethene	Ave	0.2075	0.2180		1.00	0.0500	5.1	50.0
Methylcyclohexane	Ave	0.3182	0.3167		1.00	0.0500	-0.5	50.0

FORM VII
GC/MS VOA CONTINUING CALIBRATION DATA

Lab Name: TestAmerica Canton Job No.: 240-28372-1

SDG No.:

Lab Sample ID: ICV 240-100002/17 Calibration Date: 09/04/2013 06:26

Instrument ID: A3UX8 Calib Start Date: 09/04/2013 01:29

GC Column: DB-624 ID: 0.18(mm) Calib End Date: 09/04/2013 03:58

Lab File ID: UX87171.D Conc. Units: ng/uL Heated Purge: (Y/N) Y

ANALYTE	CURVE TYPE	AVE RRF	RRF	MIN RRF	CALC AMOUNT	SPIKE AMOUNT	%D	MAX %D
1,2-Dichloropropane	Ave	0.1859	0.2043		1.00	0.0500	9.9	20.0
1,4-Dioxane	Ave	0.0021	0.0024		50.0	1.00	16.1	50.0
Dibromomethane	Ave	0.1185	0.1329		1.00	0.0500	12.1	50.0
Bromodichloromethane	Ave	0.2263	0.2584		1.00	0.0500	14.2	50.0
2-Chloroethyl vinyl ether	Ave	0.1100	0.1280		10.0	0.100	16.4	50.0
cis-1,3-Dichloropropene	Lin1		0.3019		1.00	0.0500	3.4	50.0
4-Methyl-2-pentanone	Ave	0.1720	0.2014		10.0	0.100	17.1	50.0
Toluene	Ave	1.362	1.422		1.00	0.0500	4.4	20.0
trans-1,3-Dichloropropene	Lin1		0.4130		1.00	0.0500	1.8	50.0
Ethyl methacrylate	Lin1		0.4266		1.00	0.0500	3.0	50.0
1,1,2-Trichloroethane	Ave	0.2904	0.3087		1.00	0.0500	6.3	50.0
1,3-Dichloropropane	Ave	0.4682	0.5011		1.00	0.0500	7.0	50.0
Tetrachloroethene	Ave	0.2359	0.2410		1.00	0.0500	2.1	50.0
2-Hexanone	Ave	0.1903	0.2234		10.0	0.100	17.4	50.0
Dibromochloromethane	Lin1		0.2986		1.00	0.0500	-1.5	50.0
1,2-Dibromoethane	Ave	0.2617	0.2882		1.00	0.0500	10.1	50.0
Chlorobenzene	Ave	0.8537	0.8927	0.3000	1.00	0.0500	4.6	50.0
1,1,1,2-Tetrachloroethane	Ave	0.2597	0.2921		1.00	0.0500	12.5	50.0
Ethylbenzene	Ave	0.4340	0.4674		1.00	0.0500	7.7	20.0
m-Xylene & p-Xylene	Ave	0.5331	0.5717		2.00	0.0500	7.2	50.0
o-Xylene	Ave	0.4862	0.5660		1.00	0.0500	16.4	50.0
Styrene	Ave	0.8384	0.9777		1.00	0.0500	16.6	50.0
Bromoform	Lin1		0.1635	0.1000	1.00	0.0500	-4.9	50.0
Isopropylbenzene	Ave	1.225	1.358		1.00	0.0500	10.9	50.0
1,1,2,2-Tetrachloroethane	Ave	0.6159	0.6909	0.3000	1.00	0.0500	12.2	50.0
Bromobenzene	Ave	0.6992	0.7980		1.00	0.0500	14.1	50.0
1,2,3-Trichloropropane	Ave	0.2175	0.2519		1.00	0.0500	15.8	50.0
trans-1,4-Dichloro-2-butene	Lin1		0.2109		1.00	0.0500	-0.8	50.0
n-Propylbenzene	Ave	0.7002	0.7857		1.00	0.0500	12.2	50.0
2-Chlorotoluene	Ave	0.6236	0.6967		1.00	0.0500	11.7	50.0
1,3,5-Trimethylbenzene	Ave	1.987	2.290		1.00	0.0500	15.2	50.0
4-Chlorotoluene	Ave	0.6603	0.7310		1.00	0.0500	10.7	50.0
tert-Butylbenzene	Ave	1.731	1.987		1.00	0.0500	14.8	50.0
1,2,4-Trimethylbenzene	Ave	2.130	2.396		1.00	0.0500	12.5	50.0
sec-Butylbenzene	Ave	2.387	2.713		1.00	0.0500	13.7	50.0
1,3-Dichlorobenzene	Ave	1.322	1.413		1.00	0.0500	6.9	50.0
p-Isopropyltoluene	Ave	2.106	2.322		0.0551	0.0500	10.3	50.0
1,4-Dichlorobenzene	Ave	1.369	1.434		1.00	0.0500	4.7	50.0
n-Butylbenzene	Lin1		2.070		1.00	0.0500	-4.9	50.0
1,2-Dichlorobenzene	Ave	1.245	1.309		1.00	0.0500	5.1	50.0
1,2-Dibromo-3-Chloropropane	Ave	0.0868	0.0903		2.00	0.0500	4.0	50.0

FORM VII
GC/MS VOA CONTINUING CALIBRATION DATA

Lab Name: TestAmerica Canton Job No.: 240-28372-1

SDG No.:

Lab Sample ID: ICV 240-100002/17 Calibration Date: 09/04/2013 06:26

Instrument ID: A3UX8 Calib Start Date: 09/04/2013 01:29

GC Column: DB-624 ID: 0.18(mm) Calib End Date: 09/04/2013 03:58

Lab File ID: UX87171.D Conc. Units: ng/uL Heated Purge: (Y/N) Y

ANALYTE	CURVE TYPE	AVE RRF	RRF	MIN RRF	CALC AMOUNT	SPIKE AMOUNT	%D	MAX %D
1,2,4-Trichlorobenzene	Ave	0.6319	0.6008		1.00	0.0500	-4.9	50.0
Hexachlorobutadiene	Ave	0.3183	0.2664		1.00	0.0500	-16.3	50.0
Naphthalene	Ave	1.406	1.418		1.00	0.0500	0.9	50.0
1,2,3-Trichlorobenzene	Ave	0.5549	0.4734		1.00	0.0500	-14.7	50.0
Dibromofluoromethane (Surr)	Lin1		0.1975		0.0495	0.0500	-1.1	50.0
1,2-Dichloroethane-d4 (Surr)	Lin1		0.2380		0.0469	0.0500	-6.2	50.0
Toluene-d8 (Surr)	Lin1		1.340		0.0503	0.0500	0.7	50.0
4-Bromofluorobenzene (Surr)	Lin1		0.4521		0.0490	0.0500	-1.9	50.0

FORM V
GC/MS VOA INSTRUMENT PERFORMANCE CHECK
BROMOFLUOROBENZENE (BFB)

Lab Name: TestAmerica Canton Job No.: 240-28372-1

SDG No.:

Lab File ID: BFB8354.D BFB Injection Date: 09/05/2013

Instrument ID: A3UX8 BFB Injection Time: 02:39

Analysis Batch No.: 100155

M/E	ION ABUNDANCE CRITERIA	% RELATIVE ABUNDANCE	
50	15.0 - 40.0 % of mass 95	17.1	
75	30.0 - 60.0 % of mass 95	45.0	
95	Base Peak, 100% relative abundance	100.0	
96	5.0 - 9.0 % of mass 95	6.8	
173	Less than 2.0 % of mass 174	0.0	(0.0)1
174	50.0 - 120.00 % of mass 95	77.5	
175	5.0 - 9.0 % of mass 174	5.6	(7.3)1
176	95.0 - 101.0 % of mass 174	74.4	(96.0)1
177	5.0 - 9.0 % of mass 176	4.8	(6.4)2

1-Value is % mass 174 2-Value is % mass 176

THIS CHECK APPLIES TO THE FOLLOWING SAMPLES, MS, MSD, BLANKS AND STANDARDS:

CLIENT SAMPLE ID	LAB SAMPLE ID	LAB FILE ID	DATE ANALYZED	TIME ANALYZED
	CCVIS 240-100155/3	UX87187.D	09/05/2013	03:16
	CCV 240-100155/4	UX87188.D	09/05/2013	03:37
	LCS 240-100155/5	UX87189.D	09/05/2013	04:05
	MB 240-99636/1-A	UX87194.D	09/05/2013	05:53
	240-28469-G-11-A MS	UX87204.D	09/05/2013	09:25
	240-28469-I-11-A MSD	UX87205.D	09/05/2013	09:46
DR-SB-201-02-04	240-28372-3	UX87206.D	09/05/2013	10:08
DR-SB-201-08-10	240-28372-4	UX87207.D	09/05/2013	10:29
DR-SB-203-02-04	240-28372-5	UX87208.D	09/05/2013	10:50
DR-SB-203-10-12	240-28372-6	UX87209.D	09/05/2013	11:11

FORM VII
GC/MS VOA CONTINUING CALIBRATION DATA

Lab Name: TestAmerica Canton Job No.: 240-28372-1

SDG No.:

Lab Sample ID: CCVIS 240-100155/3 Calibration Date: 09/05/2013 03:16

Instrument ID: A3UX8 Calib Start Date: 09/04/2013 01:29

GC Column: DB-624 ID: 0.18(mm) Calib End Date: 09/04/2013 03:58

Lab File ID: UX87187.D Conc. Units: ng/uL Heated Purge: (Y/N) Y

ANALYTE	CURVE TYPE	AVE RRF	RRF	MIN RRF	CALC AMOUNT	SPIKE AMOUNT	%D	MAX %D
Dichlorodifluoromethane	Ave	0.1936	0.2492		1.00	0.0200	28.7	50.0
Chloromethane	Ave	0.1956	0.2327	0.1000	1.00	0.0200	19.0	50.0
Vinyl chloride	Ave	0.1668	0.1948		1.00	0.0200	16.8	20.0
Bromomethane	Ave	0.1051	0.1252		1.00	0.0200	19.2	50.0
Chloroethane	Ave	0.1003	0.1147		1.00	0.0200	14.3	50.0
Dichlorofluoromethane	Ave	0.2617	0.2990		2.00	0.0200	14.2	50.0
Trichlorofluoromethane	Ave	0.2339	0.2845		1.00	0.0200	21.6	50.0
Ethyl ether	Ave	0.2010	0.2180		2.00	0.0200	8.5	50.0
Acrolein	Ave	0.0198	0.0195		20.0	0.100	-1.5	50.0
1,1-Dichloroethene	Ave	0.1750	0.2075		1.00	0.0200	18.5	20.0
1,1,2-Trichloro-1,2,2-trichfluoroethane	Ave	0.1232	0.1462		1.00	0.0200	18.7	50.0
Acetone	Lin1		0.0856		10.0	0.0400	12.9	50.0
Iodomethane	Ave	0.3075	0.3448		1.00	0.0200	12.1	50.0
Carbon disulfide	Ave	0.4868	0.5908		1.00	0.0200	21.4	50.0
3-Chloro-1-propene	Ave	0.0993	0.1163		2.00	0.0200	17.1	50.0
Methyl acetate	Ave	0.1685	0.1891		10.0	0.100	12.3	50.0
Methylene Chloride	Lin1		0.3675		1.00	0.0200	28.4	50.0
tert-Butyl alcohol	Ave	0.0173	0.0183		50.0	0.200	6.3	50.0
Acrylonitrile	Ave	0.0840	0.0951		20.0	0.200	13.2	50.0
Methyl tert-butyl ether	Ave	0.5690	0.6431		1.00	0.0200	13.0	50.0
trans-1,2-Dichloroethene	Ave	0.2035	0.2407		1.00	0.0200	18.3	50.0
Hexane	Ave	0.0606	0.0672		1.00	0.0200	10.9	20.0
1,1-Dichloroethane	Ave	0.3448	0.3840	0.1000	1.00	0.0200	11.4	50.0
Vinyl acetate	Lin1		0.0340		2.00	0.0192	-5.0	50.0
2-Butanone	Ave	0.0938	0.1064		10.0	0.0400	13.4	50.0
cis-1,2-Dichloroethene	Ave	0.2261	0.2622		1.00	0.0200	16.0	50.0
2,2-Dichloropropane	Ave	0.1676	0.1957		1.00	0.0200	16.8	50.0
Bromochloromethane	Ave	0.1122	0.1254		1.00	0.0200	11.7	50.0
Tetrahydrofuran	Ave	0.0625	0.0720		5.00	0.0400	15.2	50.0
Chloroform	Ave	0.3441	0.3945		1.00	0.0200	14.6	20.0
1,1,1-Trichloroethane	Ave	0.2560	0.3089		1.00	0.0200	20.7	50.0
Cyclohexane	Ave	0.3216	0.3717		1.00	0.0200	15.6	50.0
1,1-Dichloropropene	Ave	0.2208	0.2743		1.00	0.0200	24.2	50.0
Carbon tetrachloride	Ave	0.2025	0.2568		1.00	0.0200	26.8	50.0
Isobutyl alcohol	Ave	0.0063	0.0071		50.0	0.500	13.8	50.0
1,2-Dichloroethane	Ave	0.2842	0.3125		1.00	0.0200	10.0	50.0
Benzene	Ave	0.7665	0.8979		1.00	0.0200	17.1	50.0
n-Heptane	Ave	0.0610	0.0711		1.00	0.0200	16.4	50.0
Trichloroethene	Ave	0.2075	0.2390		1.00	0.0200	15.2	50.0
Methylcyclohexane	Ave	0.3182	0.3781		1.00	0.0200	18.8	50.0

FORM VII
GC/MS VOA CONTINUING CALIBRATION DATA

Lab Name: TestAmerica Canton Job No.: 240-28372-1

SDG No.:

Lab Sample ID: CCVIS 240-100155/3 Calibration Date: 09/05/2013 03:16

Instrument ID: A3UX8 Calib Start Date: 09/04/2013 01:29

GC Column: DB-624 ID: 0.18(mm) Calib End Date: 09/04/2013 03:58

Lab File ID: UX87187.D Conc. Units: ng/uL Heated Purge: (Y/N) Y

ANALYTE	CURVE TYPE	AVE RRF	RRF	MIN RRF	CALC AMOUNT	SPIKE AMOUNT	%D	MAX %D
1,2-Dichloropropane	Ave	0.1859	0.2109		1.00	0.0200	13.4	20.0
1,4-Dioxane	Ave	0.0021	0.0021		50.0	0.400	3.0	50.0
Dibromomethane	Ave	0.1185	0.1350		1.00	0.0200	13.9	50.0
Bromodichloromethane	Ave	0.2263	0.2535		1.00	0.0200	12.0	50.0
2-Chloroethyl vinyl ether	Ave	0.1100	0.1246		10.0	0.0400	13.3	50.0
cis-1,3-Dichloropropene	Lin1		0.2805		1.00	0.0200	-1.6	50.0
4-Methyl-2-pentanone	Ave	0.1720	0.2021		10.0	0.0400	17.5	50.0
Toluene	Ave	1.362	1.550		1.00	0.0200	13.9	20.0
trans-1,3-Dichloropropene	Lin1		0.3707		1.00	0.0200	-5.5	50.0
Ethyl methacrylate	Lin1		0.4001		1.00	0.0200	-0.6	50.0
1,1,2-Trichloroethane	Ave	0.2904	0.3204		1.00	0.0200	10.3	50.0
1,3-Dichloropropane	Ave	0.4682	0.5192		1.00	0.0200	10.9	50.0
Tetrachloroethene	Ave	0.2359	0.2853		1.00	0.0200	20.9	50.0
2-Hexanone	Ave	0.1903	0.2287		10.0	0.0400	20.2	50.0
Dibromochloromethane	Lin1		0.2834		1.00	0.0200	-3.9	50.0
1,2-Dibromoethane	Ave	0.2617	0.2921		1.00	0.0200	11.6	50.0
Chlorobenzene	Ave	0.8537	0.9421	0.3000	1.00	0.0200	10.3	50.0
1,1,1,2-Tetrachloroethane	Ave	0.2597	0.2919		1.00	0.0200	12.4	50.0
Ethylbenzene	Ave	0.4340	0.4895		1.00	0.0200	12.8	20.0
m-Xylene & p-Xylene	Ave	0.5331	0.6066		2.00	0.0200	13.8	50.0
o-Xylene	Ave	0.4862	0.5644		1.00	0.0200	16.1	50.0
Styrene	Ave	0.8384	0.9460		1.00	0.0200	12.8	50.0
Bromoform	Lin1		0.1559	0.1000	1.00	0.0200	-3.8	50.0
Isopropylbenzene	Ave	1.225	1.436		1.00	0.0200	17.3	50.0
1,1,2,2-Tetrachloroethane	Ave	0.6159	0.7160	0.3000	1.00	0.0200	16.3	50.0
Bromobenzene	Ave	0.6992	0.7928		1.00	0.0200	13.4	50.0
1,2,3-Trichloropropane	Ave	0.2175	0.2523		1.00	0.0200	16.0	50.0
trans-1,4-Dichloro-2-butene	Lin1		0.2042		1.00	0.0200	0.0	50.0
n-Propylbenzene	Ave	0.7002	0.8469		1.00	0.0200	21.0	50.0
2-Chlorotoluene	Ave	0.6236	0.7156		1.00	0.0200	14.8	50.0
1,3,5-Trimethylbenzene	Ave	1.987	2.412		1.00	0.0200	21.4	50.0
4-Chlorotoluene	Ave	0.6603	0.7721		1.00	0.0200	16.9	50.0
tert-Butylbenzene	Ave	1.731	2.097		1.00	0.0200	21.2	50.0
1,2,4-Trimethylbenzene	Ave	2.130	2.459		1.00	0.0200	15.4	50.0
sec-Butylbenzene	Ave	2.387	2.953		1.00	0.0200	23.7	50.0
1,3-Dichlorobenzene	Ave	1.322	1.433		1.00	0.0200	8.4	50.0
p-Isopropyltoluene	Ave	2.106	2.522		0.0240	0.0200	19.8	50.0
1,4-Dichlorobenzene	Ave	1.369	1.467		1.00	0.0200	7.2	50.0
n-Butylbenzene	Lin1		2.242		1.00	0.0200	5.0	50.0
1,2-Dichlorobenzene	Ave	1.245	1.337		1.00	0.0200	7.3	50.0
1,2-Dibromo-3-Chloropropane	Ave	0.0868	0.0923		2.00	0.0200	6.3	50.0

FORM VII
GC/MS VOA CONTINUING CALIBRATION DATA

Lab Name: TestAmerica Canton Job No.: 240-28372-1

SDG No.:

Lab Sample ID: CCVIS 240-100155/3 Calibration Date: 09/05/2013 03:16

Instrument ID: A3UX8 Calib Start Date: 09/04/2013 01:29

GC Column: DB-624 ID: 0.18(mm) Calib End Date: 09/04/2013 03:58

Lab File ID: UX87187.D Conc. Units: ng/uL Heated Purge: (Y/N) Y

ANALYTE	CURVE TYPE	AVE RRF	RRF	MIN RRF	CALC AMOUNT	SPIKE AMOUNT	%D	MAX %D
1,2,4-Trichlorobenzene	Ave	0.6319	0.6772		1.00	0.0200	7.2	50.0
Hexachlorobutadiene	Ave	0.3183	0.3436		1.00	0.0200	8.0	50.0
Naphthalene	Ave	1.406	1.483		1.00	0.0200	5.4	50.0
1,2,3-Trichlorobenzene	Ave	0.5549	0.5709		1.00	0.0200	2.9	50.0
Dibromofluoromethane (Surr)	Lin1		0.2234		0.0562	0.0500	12.5	50.0
1,2-Dichloroethane-d4 (Surr)	Lin1		0.2765		0.0548	0.0500	9.7	50.0
Toluene-d8 (Surr)	Lin1		1.483		0.0560	0.0500	11.9	50.0
4-Bromofluorobenzene (Surr)	Lin1		0.4964		0.0541	0.0500	8.3	50.0

FORM VII
GC/MS VOA CONTINUING CALIBRATION DATA

Lab Name: TestAmerica Canton Job No.: 240-28372-1

SDG No.:

Lab Sample ID: CCV 240-100155/4 Calibration Date: 09/05/2013 03:37

Instrument ID: A3UX8 Calib Start Date: 09/04/2013 04:19

GC Column: DB-624 ID: 0.18(mm) Calib End Date: 09/04/2013 06:05

Lab File ID: UX87188.D Conc. Units: ng/uL Heated Purge: (Y/N) Y

ANALYTE	CURVE TYPE	AVE RRF	RRF	MIN RRF	CALC AMOUNT	SPIKE AMOUNT	%D	MAX %D
Methylal	Ave	0.2173	0.2110		10.0	0.0400	-2.9	50.0
Acetonitrile	Ave	0.0293	0.0300		20.0	0.200	2.4	50.0
Diisopropyl ether	Ave	0.2008	0.1994		10.0	0.0200	-0.7	50.0
2-Chloro-1,3-butadiene	Ave	0.2956	0.3118		2.00	0.0200	5.5	50.0
Ethyl-t-butyl ether (ETBE)	Ave	0.6151	0.6267		5.00	0.0200	1.9	50.0
Ethyl acetate	Ave	0.1650	0.1665		4.00	0.0400	0.9	50.0
Propionitrile	Ave	0.0330	0.0340		4.00	0.200	3.2	50.0
Methacrylonitrile	Ave	0.1354	0.1406		2.00	0.200	3.8	50.0
Tert-amyl-methyl ether (TAME)	Ave	0.4911	0.5086		5.00	0.0200	3.6	50.0
n-Butanol	Ave	0.0045	0.0047		50.0	0.500	5.8	50.0
Ethyl acrylate	Ave	0.2258	0.2282		1.00	0.0200	1.0	50.0
Methyl methacrylate	Ave	0.1691	0.1743		2.00	0.0400	3.0	50.0
2-Nitropropane	Qua		0.0340		2.00	0.0400	17.5	50.0
Tetrahydrothiophene	Lin1		0.2910		2.00	0.0200	-4.0	50.0
1-Chlorohexane	Ave	0.3529	0.3805		1.00	0.0200	7.8	50.0
Cyclohexanone	Ave	0.0566	0.0551		20.0	0.200	-2.8	50.0
Pentachloroethane	Qua		0.2793		1.00	0.0400	33.7	50.0
1,2,3-Trimethylbenzene	Ave	2.354	2.475		0.0210	0.0200	5.1	50.0
Benzyl chloride	Qua		0.1154		1.00	0.0200	10.3	50.0
1,3,5-Trichlorobenzene	Ave	0.7978	0.9620		1.00	0.0200	20.6	50.0
2-Methylnaphthalene	Ave	0.6845	0.6153		5.00	0.0400	-10.1	50.0

not I.c

FORM IV
GC/MS VOA METHOD BLANK SUMMARY

Lab Name: TestAmerica Canton Job No.: 240-28372-1

SDG No.:

Lab File ID: UX87194.D Lab Sample ID: MB 240-99636/1-A

Matrix: Solid Heated Purge: (Y/N) Y

Instrument ID: A3UX8 Date Analyzed: 09/05/2013 05:53

GC Column: DB-624 ID: 0.18 (mm)

THIS METHOD BLANK APPLIES TO THE FOLLOWING SAMPLES:

CLIENT SAMPLE ID	LAB SAMPLE ID	LAB FILE ID	DATE ANALYZED
DR-SB-201-02-04	240-28372-3	UX87206.D	09/05/2013 10:08
DR-SB-201-08-10	240-28372-4	UX87207.D	09/05/2013 10:29
DR-SB-203-02-04	240-28372-5	UX87208.D	09/05/2013 10:50
DR-SB-203-10-12	240-28372-6	UX87209.D	09/05/2013 11:11

FORM I
GC/MS VOA ORGANICS ANALYSIS DATA SHEET

Lab Name: TestAmerica Canton Job No.: 240-28372-1

SDG No.:

Client Sample ID: Lab Sample ID: MB 240-99636/1-A

Matrix: Solid Lab File ID: UX87194.D

Analysis Method: 8260B Date Collected:

Sample wt/vol: 5.00(g) Date Analyzed: 09/05/2013 05:53

Soil Aliquot Vol: Dilution Factor: 1

Soil Extract Vol.: GC Column: DB-624 ID: 0.18(mm)

% Moisture: Level: (low/med) Low

Analysis Batch No.: 100155 Units: ug/Kg

CAS NO.	COMPOUND NAME	RESULT	Q	RL	MDL
630-20-6	1,1,1,2-Tetrachloroethane	5.0	U	5.0	0.62
71-55-6	1,1,1-Trichloroethane	5.0	U	5.0	0.56
79-34-5	1,1,2,2-Tetrachloroethane	5.0	U	5.0	0.34
76-13-1	1,1,2-Trichloro-1,2,2-trichfluoroeth ane	5.0	U	5.0	1.3
75-34-3	1,1-Dichloroethane	5.0	U	5.0	0.36
75-35-4	1,1-Dichloroethene	5.0	U	5.0	0.52
563-58-6	1,1-Dichloropropene	5.0	U	5.0	0.30
87-61-6	1,2,3-Trichlorobenzene	5.0	U	5.0	0.38
96-18-4	1,2,3-Trichloropropane	5.0	U	5.0	0.90
526-73-8	1,2,3-Trimethylbenzene	5.0	U	5.0	0.17
120-82-1	1,2,4-Trichlorobenzene	5.0	U	5.0	0.27
95-63-6	1,2,4-Trimethylbenzene	5.0	U	5.0	0.65
96-12-8	1,2-Dibromo-3-Chloropropane	10	U	10	1.3
106-93-4	1,2-Dibromoethane	5.0	U	5.0	0.50
95-50-1	1,2-Dichlorobenzene	5.0	U	5.0	0.36
107-06-2	1,2-Dichloroethane	5.0	U	5.0	0.34
78-87-5	1,2-Dichloropropane	5.0	U	5.0	0.69
541-73-1	1,3-Dichlorobenzene	5.0	U	5.0	0.35
142-28-9	1,3-Dichloropropane	5.0	U	5.0	0.34
106-46-7	1,4-Dichlorobenzene	5.0	U	5.0	0.66
594-20-7	2,2-Dichloropropane	5.0	U	5.0	0.94
78-93-3	2-Butanone	20	U	20	1.4
110-75-8	2-Chloroethyl vinyl ether	50	U	50	1.4
95-49-8	2-Chlorotoluene	5.0	U	5.0	0.40
591-78-6	2-Hexanone	20	U	20	0.63
106-43-4	4-Chlorotoluene	5.0	U	5.0	0.41
108-10-1	4-Methyl-2-pentanone	20	U	20	0.54
67-64-1	Acetone	20	U	20	6.3
71-43-2	Benzene	5.0	U	5.0	0.23
108-86-1	Bromobenzene	5.0	U	5.0	0.33
74-97-5	Bromochloromethane	5.0	U	5.0	0.71
75-27-4	Bromodichloromethane	5.0	U	5.0	0.28
75-25-2	Bromoform	5.0	U	5.0	0.33
74-83-9	Bromomethane	5.0	U	5.0	0.54
75-15-0	Carbon disulfide	5.0	U	5.0	0.44

FORM I
GC/MS VOA ORGANICS ANALYSIS DATA SHEET

Lab Name: TestAmerica Canton Job No.: 240-28372-1

SDG No.:

Client Sample ID: Lab Sample ID: MB 240-99636/1-A

Matrix: Solid Lab File ID: UX87194.D

Analysis Method: 8260B Date Collected:

Sample wt/vol: 5.00(g) Date Analyzed: 09/05/2013 05:53

Soil Aliquot Vol: Dilution Factor: 1

Soil Extract Vol.: GC Column: DB-624 ID: 0.18(mm)

% Moisture: Level: (low/med) Low

Analysis Batch No.: 100155 Units: ug/Kg

CAS NO.	COMPOUND NAME	RESULT	Q	RL	MDL
56-23-5	Carbon tetrachloride	5.0	U	5.0	0.37
108-90-7	Chlorobenzene	5.0	U	5.0	0.33
75-00-3	Chloroethane	5.0	U	5.0	0.86
67-66-3	Chloroform	5.0	U	5.0	0.29
74-87-3	Chloromethane	5.0	U	5.0	0.41
156-59-2	cis-1,2-Dichloroethene	5.0	U	5.0	0.36
10061-01-5	cis-1,3-Dichloropropene	5.0	U	5.0	0.34
124-48-1	Dibromochloromethane	5.0	U	5.0	0.55
74-95-3	Dibromomethane	5.0	U	5.0	0.63
75-71-8	Dichlorodifluoromethane	5.0	U	5.0	0.50
108-20-3	Diisopropyl ether	10	U	10	1.5
100-41-4	Ethylbenzene	5.0	U	5.0	0.26
637-92-3	Ethyl-t-butyl ether (ETBE)	5.0	U	5.0	0.22
87-68-3	Hexachlorobutadiene	5.0	U	5.0	1.2
98-82-8	Isopropylbenzene	5.0	U	5.0	0.16
1634-04-4	Methyl tert-butyl ether	5.0	U	5.0	0.43
75-09-2	Methylene Chloride	8.02		5.0	0.67
179601-23-1	m-Xylene & p-Xylene	10	U	10	1.2
91-20-3	Naphthalene	5.0	U	5.0	0.19
104-51-8	n-Butylbenzene	5.0	U	5.0	0.23
103-65-1	n-Propylbenzene	5.0	U	5.0	0.40
95-47-6	o-Xylene	5.0	U	5.0	0.35
99-87-6	p-Isopropyltoluene	5.0	U	5.0	0.21
135-98-8	sec-Butylbenzene	5.0	U	5.0	0.18
100-42-5	Styrene	5.0	U	5.0	0.15
994-05-8	Tert-amyl-methyl ether (TAME)	5.0	U	5.0	0.37
75-65-0	tert-Butyl alcohol	200	U	200	7.6
98-06-6	tert-Butylbenzene	5.0	U	5.0	0.29
127-18-4	Tetrachloroethene	5.0	U	5.0	0.52
108-88-3	Toluene	5.0	U	5.0	0.27
156-60-5	trans-1,2-Dichloroethene	5.0	U	5.0	0.41
10061-02-6	trans-1,3-Dichloropropene	5.0	U	5.0	0.54
79-01-6	Trichloroethene	5.0	U	5.0	0.42
75-69-4	Trichlorofluoromethane	5.0	U	5.0	0.34
108-05-4	Vinyl acetate	10	U	10	0.25
75-01-4	Vinyl chloride	5.0	U	5.0	0.39

FORM I
GC/MS VOA ORGANICS ANALYSIS DATA SHEET

Lab Name: TestAmerica Canton Job No.: 240-28372-1

SDG No.:

Client Sample ID: Lab Sample ID: MB 240-99636/1-A

Matrix: Solid Lab File ID: UX87194.D

Analysis Method: 8260B Date Collected:

Sample wt/vol: 5.00(g) Date Analyzed: 09/05/2013 05:53

Soil Aliquot Vol: Dilution Factor: 1

Soil Extract Vol.: GC Column: DB-624 ID: 0.18(mm)

% Moisture: Level: (low/med) Low

Analysis Batch No.: 100155 Units: ug/Kg

CAS NO.	COMPOUND NAME	RESULT	Q	RL	MDL
1330-20-7	Xylenes, Total	10	U	10	0.35

CAS NO.	SURROGATE	%REC	Q	LIMITS
17060-07-0	1,2-Dichloroethane-d4 (Surr)	101		58-123
460-00-4	4-Bromofluorobenzene (Surr)	96		52-136
1868-53-7	Dibromofluoromethane (Surr)	103		37-132
2037-26-5	Toluene-d8 (Surr)	103		67-125

FORM III
GC/MS VOA LAB CONTROL SAMPLE RECOVERY

Lab Name: TestAmerica Canton Job No.: 240-28372-1

SDG No.:

Matrix: Solid Level: Low Lab File ID: UX87189.D

Lab ID: LCS 240-100155/5 Client ID:

COMPOUND	SPIKE ADDED (ug/Kg)	LCS CONCENTRATION (ug/Kg)	LCS % REC	QC LIMITS REC	#
1,1,1,2-Tetrachloroethane	50.0	56.5	113	81-119	
1,1,1-Trichloroethane	50.0	57.1	114	77-126	
1,1,2,2-Tetrachloroethane	50.0	54.4	109	77-123	
1,1,2-Trichloro-1,2,2-trichfluoroethane	50.0	56.7	113	82-138	
1,1-Dichloroethane	50.0	52.1	104	76-115	
1,1-Dichloroethene	50.0	52.4	105	75-135	
1,1-Dichloropropene	50.0	62.2	124	80-120	*
1,2,3-Trichlorobenzene	50.0	44.2	88	61-121	
1,2,3-Trichloropropane	50.0	54.2	108	84-126	
1,2,4-Trichlorobenzene	50.0	50.5	101	64-124	
1,2,4-Trimethylbenzene	50.0	56.0	112	80-129	
1,2-Dibromo-3-Chloropropane	50.0	53.1	106	61-132	
1,2-Dibromoethane	50.0	53.6	107	83-117	
1,2-Dichlorobenzene	50.0	50.9	102	76-110	
1,2-Dichloroethane	50.0	51.2	102	72-120	
1,2-Dichloropropane	50.0	53.7	107	87-113	
1,3-Dichlorobenzene	50.0	52.4	105	78-111	
1,3-Dichloropropane	50.0	51.8	104	82-118	
1,4-Dichlorobenzene	50.0	51.0	102	75-110	
2,2-Dichloropropane	50.0	54.9	110	69-135	
2-Butanone	100	110	110	52-131	
2-Chloroethyl vinyl ether	100	119	119	28-173	
2-Chlorotoluene	50.0	54.3	109	78-119	
2-Hexanone	100	121	121	64-136	
4-Chlorotoluene	50.0	54.2	108	79-118	
4-Methyl-2-pentanone	100	121	121	67-135	
Acetone	100	108	108	41-137	
Benzene	50.0	53.3	107	79-112	
Bromobenzene	50.0	54.0	108	81-115	
Bromochloromethane	50.0	51.1	102	79-111	
Bromodichloromethane	50.0	55.4	111	84-122	
Bromoform	50.0	47.2	94	62-133	
Bromomethane	50.0	49.9	100	42-136	
Carbon disulfide	50.0	54.5	109	62-146	
Carbon tetrachloride	50.0	60.1	120	71-129	
Chlorobenzene	50.0	51.8	104	78-110	
Chloroethane	50.0	49.2	98	58-117	
Chloroform	50.0	52.4	105	77-114	
Chloromethane	50.0	44.4	89	50-110	
cis-1,2-Dichloroethene	50.0	53.3	107	76-113	
cis-1,3-Dichloropropene	50.0	51.8	104	74-128	

Column to be used to flag recovery and RPD values

FORM III 8260B

FORM III
GC/MS VOA LAB CONTROL SAMPLE RECOVERY

Lab Name: TestAmerica Canton Job No.: 240-28372-1

SDG No.:

Matrix: Solid Level: Low Lab File ID: UX87189.D

Lab ID: LCS 240-100155/5 Client ID:

COMPOUND	SPIKE ADDED (ug/Kg)	LCS CONCENTRATION (ug/Kg)	LCS % REC	QC LIMITS REC	#
Dibromochloromethane	50.0	49.1	98	72-127	
Dibromomethane	50.0	52.8	106	85-120	
Dichlorodifluoromethane	50.0	37.5	75	26-113	
Ethylbenzene	50.0	55.4	111	79-117	
Hexachlorobutadiene	50.0	40.6	81	54-131	
Isopropylbenzene	50.0	58.7	117	76-122	
Methyl tert-butyl ether	50.0	52.3	105	49-165	
Methylene Chloride	50.0	49.5	99	75-118	
m-Xylene & p-Xylene	50.0	55.7	111	80-117	
Naphthalene	50.0	52.8	106	65-123	
n-Butylbenzene	50.0	50.4	101	68-135	
n-Propylbenzene	50.0	58.2	116	81-129	
o-Xylene	50.0	58.6	117	80-120	
p-Isopropyltoluene	50.0	57.4	115	77-131	
sec-Butylbenzene	50.0	59.5	119	74-129	
Styrene	50.0	56.4	113	87-117	
tert-Butyl alcohol	500	513	103	60-125	
tert-Butylbenzene	50.0	56.5	113	76-126	
Tetrachloroethene	50.0	57.0	114	79-114	
Toluene	50.0	53.5	107	75-111	
trans-1,2-Dichloroethene	50.0	53.6	107	78-117	
trans-1,3-Dichloropropene	50.0	52.2	104	73-131	
Trichloroethene	50.0	55.4	111	79-113	
Trichlorofluoromethane	50.0	52.2	104	57-146	
Vinyl acetate	80.0	106	132	70-130	*
Vinyl chloride	50.0	47.7	95	57-114	
Xylenes, Total	100	114	114	80-118	

Column to be used to flag recovery and RPD values

FORM III 8260B

FORM III
GC/MS VOA MATRIX SPIKE RECOVERY

Lab Name: TestAmerica Canton Job No.: 240-28372-1

SDG No.:

Matrix: Solid Level: Low Lab File ID: UX87204.D

Lab ID: 240-28469-G-11-A MS Client ID:

COMPOUND	SPIKE ADDED (ug/Kg)	SAMPLE CONCENTRATION (ug/Kg)	MS CONCENTRATION (ug/Kg)	MS % REC	QC LIMITS REC	#
1,1,1-Trichloroethane	27.4	8.4 U	30.7	112	51-128	
1,1,2,2-Tetrachloroethane	27.4	8.4 U	27.8	102	16-179	
1,1-Dichloroethane	27.4	8.4 U	29.0	106	54-122	
1,1-Dichloroethene	27.4	8.4 U	29.3	107	49-157	
1,2-Dichloroethane	27.4	8.4 U	27.1	99	49-123	
1,2-Dichloropropane	27.4	8.4 U	27.4	100	61-117	
2-Butanone	54.8	34 U	49.9	91	30-143	
2-Hexanone	54.8	34 U	52.9	97	37-147	
4-Methyl-2-pentanone	54.8	34 U	52.8	96	43-147	
Acetone	54.8	34 U	50.6	92	24-140	
Benzene	27.4	8.4 U	28.9	106	53-118	
Bromodichloromethane	27.4	8.4 U	27.4	100	35-132	
Bromoform	27.4	8.4 U	22.1	80	18-129	
Bromomethane	27.4	8.4 U	27.5	101	33-130	
Carbon disulfide	27.4	8.4 U	29.8	109	20-151	
Carbon tetrachloride	27.4	8.4 U	32.6	119	32-137	
Chlorobenzene	27.4	8.4 U	27.1	99	37-116	
Chloroethane	27.4	8.4 U	27.0	99	45-118	
Chloroform	27.4	8.4 U	29.2	106	53-119	
Chloromethane	27.4	8.4 U	23.9	87	34-117	
cis-1,2-Dichloroethene	27.4	8.4 U	28.9	105	50-119	
cis-1,3-Dichloropropene	27.4	8.4 U	24.1	88	27-133	
Dibromochloromethane	27.4	8.4 U	24.7	90	29-135	
Ethylbenzene	27.4	8.4 U	27.4	100	30-131	
Methyl tert-butyl ether	27.4	8.4 U	25.8	94	51-157	
Methylene Chloride	27.4	13	36.9	89	54-115	
m-Xylene & p-Xylene	27.4	17 U	27.6	101	29-131	
o-Xylene	27.4	8.4 U	29.2	106	29-134	
Styrene	27.4	8.4 U	27.1	99	27-127	
Tetrachloroethene	27.4	8.4 U	29.6	108	31-135	
Toluene	27.4	8.4 U	28.4	104	39-129	
trans-1,2-Dichloroethene	27.4	8.4 U	30.4	111	50-123	
trans-1,3-Dichloropropene	27.4	8.4 U	24.4	89	28-137	
Trichloroethene	27.4	8.4 U	29.3	107	10-177	
Vinyl chloride	27.4	8.4 U	25.6	93	42-117	
Xylenes, Total	54.8	17 U	56.8	104	30-131	

Column to be used to flag recovery and RPD values

FORM III 8260B

FORM III
GC/MS VOA MATRIX SPIKE DUPLICATE RECOVERY

Lab Name: TestAmerica Canton Job No.: 240-28372-1

SDG No.:

Matrix: Solid Level: Low Lab File ID: UX87205.D

Lab ID: 240-28469-I-11-A MSD Client ID:

COMPOUND	SPIKE ADDED (ug/Kg)	MSD CONCENTRATION (ug/Kg)	MSD % REC	% RPD	QC LIMITS RPD	QC LIMITS REC	#
1,1,1-Trichloroethane	43.6	49.5	114	47	30	51-128	F
1,1,2,2-Tetrachloroethane	43.6	48.1	110	53	30	16-179	F
1,1-Dichloroethane	43.6	46.8	107	47	30	54-122	F
1,1-Dichloroethene	43.6	47.0	108	46	30	49-157	F
1,2-Dichloroethane	43.6	44.6	102	49	30	49-123	F
1,2-Dichloropropane	43.6	45.3	104	49	30	61-117	F
2-Butanone	87.2	90.4	104	58	30	30-143	F
2-Hexanone	87.2	96.4	111	58	30	37-147	F
4-Methyl-2-pentanone	87.2	96.6	111	59	30	43-147	F
Acetone	87.2	94.6	109	61	30	24-140	F
Benzene	43.6	47.0	108	48	30	53-118	F
Bromodichloromethane	43.6	46.1	106	51	30	35-132	F
Bromoform	43.6	37.6	86	52	30	18-129	F
Bromomethane	43.6	42.3	97	42	30	33-130	F
Carbon disulfide	43.6	46.8	107	44	30	20-151	F
Carbon tetrachloride	43.6	52.0	119	46	30	32-137	F
Chlorobenzene	43.6	44.0	101	47	30	37-116	F
Chloroethane	43.6	42.9	98	45	30	45-118	F
Chloroform	43.6	47.2	108	47	30	53-119	F
Chloromethane	43.6	36.6	84	42	30	34-117	F
cis-1,2-Dichloroethene	43.6	47.4	109	49	30	50-119	F
cis-1,3-Dichloropropene	43.6	39.9	92	50	30	27-133	F
Dibromochloromethane	43.6	41.7	96	51	30	29-135	F
Ethylbenzene	43.6	45.5	105	50	30	30-131	F
Methyl tert-butyl ether	43.6	43.8	101	52	30	51-157	F
Methylene Chloride	43.6	58.5	106	45	30	54-115	F
m-Xylene & p-Xylene	43.6	45.2	104	48	30	29-131	F
o-Xylene	43.6	47.4	109	48	30	29-134	F
Styrene	43.6	45.5	104	51	30	27-127	F
Tetrachloroethene	43.6	48.1	110	48	30	31-135	F
Toluene	43.6	46.0	106	47	30	39-129	F
trans-1,2-Dichloroethene	43.6	48.5	111	46	30	50-123	F
trans-1,3-Dichloropropene	43.6	40.4	93	49	30	28-137	F
Trichloroethene	43.6	47.3	109	47	30	10-177	F
Vinyl chloride	43.6	39.7	91	43	30	42-117	F
Xylenes, Total	87.2	92.6	106	48	30	30-131	F

Column to be used to flag recovery and RPD values

FORM III 8260B

FORM V
GC/MS VOA INSTRUMENT PERFORMANCE CHECK
BROMOFLUOROBENZENE (BFB)

Lab Name: TestAmerica Canton Job No.: 240-28372-1

SDG No.:

Lab File ID: BFB14474.D BFB Injection Date: 07/10/2013

Instrument ID: A3UX14 BFB Injection Time: 14:02

Analysis Batch No.: 93208

M/E	ION ABUNDANCE CRITERIA	% RELATIVE ABUNDANCE	
50	15.0 - 40.0 % of mass 95	20.7	
75	30.0 - 60.0 % of mass 95	42.6	
95	Base Peak, 100% relative abundance	100.0	
96	5.0 - 9.0 % of mass 95	6.4	
173	Less than 2.0 % of mass 174	0.0	(0.0)1
174	50.0 - 120.00 % of mass 95	87.3	
175	5.0 - 9.0 % of mass 174	6.2	(7.0)1
176	95.0 - 101.0 % of mass 174	84.6	(97.0)1
177	5.0 - 9.0 % of mass 176	5.5	(6.5)2

1-Value is % mass 174 2-Value is % mass 176

THIS CHECK APPLIES TO THE FOLLOWING SAMPLES, MS, MSD, BLANKS AND STANDARDS:

CLIENT SAMPLE ID	LAB SAMPLE ID	LAB FILE ID	DATE ANALYZED	TIME ANALYZED
	IC 240-93208/12	143544.D	07/10/2013	17:58
	IC 240-93208/13	143545.D	07/10/2013	18:19
	IC 240-93208/14	143546.D	07/10/2013	18:41
	IC 240-93208/15	143547.D	07/10/2013	19:02
	IC 240-93208/16	143548.D	07/10/2013	19:24
	IC 240-93208/17	143549.D	07/10/2013	19:45
	IC 240-93208/18	143550.D	07/10/2013	20:07
	IC 240-93208/19	143551.D	07/10/2013	20:28
	IC 240-93208/20	143552.D	07/10/2013	20:50

FORM VI
GC/MS VOA INITIAL CALIBRATION DATA
INTERNAL STANDARD CURVE EVALUATION

Lab Name: TestAmerica Canton Job No.: 240-28372-1 Analy Batch No.: 93208

SDG No.:

Instrument ID: A3UX14 GC Column: DB-624 ID: 0.18(mm) Heated Purge: (Y/N) Y

Calibration Start Date: 07/10/2013 17:58 Calibration End Date: 07/10/2013 20:50 Calibration ID: 16260

Calibration Files:

LEVEL:	LAB SAMPLE ID:	LAB FILE ID:
Level 1	IC 240-93208/20	143552.D
Level 2	IC 240-93208/19	143551.D
Level 3	IC 240-93208/18	143550.D
Level 4	IC 240-93208/17	143549.D
Level 5	IC 240-93208/16	143548.D
Level 6	IC 240-93208/15	143547.D
Level 7	IC 240-93208/14	143546.D
Level 8	IC 240-93208/13	143545.D
Level 9	IC 240-93208/12	143544.D

ANALYTE	RRF					CURVE TYPE	COEFFICIENT			#	MIN RRF	%RSD	#	MAX %RSD	R^2 OR COD	#	MIN R^2 OR COD
	LVL 1 LVL 6	LVL 2 LVL 7	LVL 3 LVL 8	LVL 4 LVL 9	LVL 5		B	M1	M2								
Acetonitrile	0.0423 0.0301	0.0351 0.0310	0.0337 0.0312	0.0316 0.0299	0.0290	Ave		0.0327				13.0		15.0			
2-Chloro-1,3-butadiene	0.5644 0.5480	0.4442 0.5585	0.5610 0.5771	0.5308 0.5269	0.5242	Ave		0.5372				7.3		15.0			
Diisopropyl ether	0.2676 0.2479	0.2222 0.2542	0.2566 0.2535	0.2500 0.2346	0.2384	Ave		0.2472				5.5		15.0			
Ethyl-t-butyl ether (ETBE)	0.9904 0.9647	0.8983 1.0044	0.9982 1.0285	0.9849 0.9696	0.9434	Ave		0.9758				3.9		15.0			
Propionitrile	0.0429 0.0343	0.0382 0.0357	0.0401 0.0358	0.0383 0.0352	0.0349	Ave		0.0372				7.6		15.0			
Ethyl acetate	0.2419 0.2212	0.2277 0.2320	0.2249 0.2257	0.2235 0.2361	0.2194	Ave		0.2280				3.2		15.0			
Methacrylonitrile	0.1750 0.1534	0.1577 0.1577	0.1652 0.1559	0.1602 0.1541	0.1537	Ave		0.1592				4.4		15.0			
Tert-amyl-methyl ether (TAME)	0.7746 0.6991	0.6550 0.7277	0.7431 0.7413	0.7266 0.6975	0.6928	Ave		0.7175				4.9		15.0			
n-Butanol	0.0131 0.0103	0.0133 0.0105	0.0122 0.0106	0.0106 0.0109	0.0100	Ave		0.0113				11.0		15.0			
Methyl methacrylate	0.1897 0.1971	0.1959 0.2089	0.1866 0.1966	0.1879 0.2055	0.1878	Ave		0.1951				4.1		15.0			
2-Nitropropane	0.0923 0.0517	0.0711 0.0554	0.0582 0.0553	0.0528 0.0569	0.0489	Lin1	0.0486	0.0552							0.9980		0.9900
1-Chlorohexane	0.5356 0.4817	0.4914 0.4778	0.4630 0.4751	0.4739 0.4478	0.4598	Ave		0.4785				5.2		15.0			
Cyclohexanone	0.0184 0.0120	0.0128 0.0120	0.0153 0.0122	0.0136 0.0121	0.0122	Lin1	0.0635	0.0121							0.9990		0.9900

Note: The m1 coefficient is the same as Ave RRF for an Ave curve type.

FORM VI
GC/MS VOA INITIAL CALIBRATION DATA
INTERNAL STANDARD CURVE EVALUATION

Lab Name: TestAmerica Canton Job No.: 240-28372-1 Analy Batch No.: 93208

SDG No.:

Instrument ID: A3UX14 GC Column: DB-624 ID: 0.18(mm) Heated Purge: (Y/N) Y

Calibration Start Date: 07/10/2013 17:58 Calibration End Date: 07/10/2013 20:50 Calibration ID: 16260

ANALYTE	RRF					CURVE TYPE	COEFFICIENT			#	MIN RRF	%RSD	#	MAX %RSD	R^2 OR COD	#	MIN R^2 OR COD
	LVL 1 LVL 6	LVL 2 LVL 7	LVL 3 LVL 8	LVL 4 LVL 9	LVL 5		B	M1	M2								
1,2,3-Trimethylbenzene	3.2139 3.2891	2.8658 3.4147	3.3280 3.6601	3.2641 3.2531	3.1403	Ave		3.2699				6.5		15.0			
1,3,5-Trichlorobenzene	1.6341 1.2858	1.3396 1.3229	1.4424 1.3757	1.3889 1.2370	1.2767	Ave		1.3670				8.7		15.0			
2-Methylnaphthalene	+++++ 1.9245	+++++ 1.9798	2.3082 2.0773	2.1802 1.8078	2.0031	Ave		2.0401				8.1		15.0			
n-Butyl acetate	0.4604 0.4560	0.4376 0.4738	0.4326 0.4601	0.4413 0.4901	0.4299	Ave		0.4535				4.4		15.0			

Note: The ml coefficient is the same as Ave RRF for an Ave curve type.

FORM V
GC/MS VOA INSTRUMENT PERFORMANCE CHECK
BROMOFLUOROBENZENE (BFB)

Lab Name: TestAmerica Canton Job No.: 240-28372-1

SDG No.:

Lab File ID: BFB14509.D BFB Injection Date: 09/04/2013

Instrument ID: A3UX14 BFB Injection Time: 10:58

Analysis Batch No.: 100074

M/E	ION ABUNDANCE CRITERIA	% RELATIVE ABUNDANCE	
50	15.0 - 40.0 % of mass 95	24.4	
75	30.0 - 60.0 % of mass 95	45.1	
95	Base Peak, 100% relative abundance	100.0	
96	5.0 - 9.0 % of mass 95	6.6	
173	Less than 2.0 % of mass 174	0.0	(0.0)1
174	50.0 - 120.00 % of mass 95	77.8	
175	5.0 - 9.0 % of mass 174	5.7	(7.3)1
176	95.0 - 101.0 % of mass 174	74.5	(95.8)1
177	5.0 - 9.0 % of mass 176	4.9	(6.6)2

1-Value is % mass 174 2-Value is % mass 176

THIS CHECK APPLIES TO THE FOLLOWING SAMPLES, MS, MSD, BLANKS AND STANDARDS:

CLIENT SAMPLE ID	LAB SAMPLE ID	LAB FILE ID	DATE ANALYZED	TIME ANALYZED
	IC 240-100074/3	144459.D	09/04/2013	11:41
	IC 240-100074/4	144460.D	09/04/2013	12:02
	IC 240-100074/5	144461.D	09/04/2013	12:24
	ICIS 240-100074/6	144462.D	09/04/2013	12:45
	IC 240-100074/7	144463.D	09/04/2013	13:07
	IC 240-100074/8	144464.D	09/04/2013	13:28
	IC 240-100074/9	144465.D	09/04/2013	13:49
	IC 240-100074/10	144466.D	09/04/2013	14:11
	IC 240-100074/11	144467.D	09/04/2013	14:32
	CCV 240-100074/12	144468.D	09/04/2013	14:54
	ICV 240-100074/13	144469.D	09/04/2013	15:15
	LCS 240-100074/14	144470.D	09/04/2013	15:37
	MB 240-100074/15	144471.D	09/04/2013	15:58
	MRL 240-100074/16	144472.D	09/04/2013	16:20
	MRL 240-100074/18	144473.D	09/04/2013	16:41
	240-28303-C-38-B MS	144483.D	09/04/2013	20:18
	240-28303-C-38-C MSD	144484.D	09/04/2013	20:40
DR-SB-200-04-06	240-28372-1	144489.D	09/04/2013	22:27

FORM VI
GC/MS VOA INITIAL CALIBRATION DATA
INTERNAL STANDARD CURVE EVALUATION

Lab Name: TestAmerica Canton Job No.: 240-28372-1 Analy Batch No.: 100074

SDG No.:

Instrument ID: A3UX14 GC Column: DB-624 ID: 0.18(mm) Heated Purge: (Y/N) Y

Calibration Start Date: 09/04/2013 11:41 Calibration End Date: 09/04/2013 14:32 Calibration ID: 17244

Calibration Files:

LEVEL:	LAB SAMPLE ID:	LAB FILE ID:
Level 1	IC 240-100074/11	144467.D
Level 2	IC 240-100074/10	144466.D
Level 3	IC 240-100074/9	144465.D
Level 4	IC 240-100074/8	144464.D
Level 5	IC 240-100074/7	144463.D
Level 6	ICIS 240-100074/6	144462.D
Level 7	IC 240-100074/5	144461.D
Level 8	IC 240-100074/4	144460.D
Level 9	IC 240-100074/3	144459.D

ANALYTE	RRF					CURVE TYPE	COEFFICIENT			#	MIN RRF	%RSD	#	MAX %RSD	R^2 OR COD	#	MIN R^2 OR COD
	LVL 1 LVL 6	LVL 2 LVL 7	LVL 3 LVL 8	LVL 4 LVL 9	LVL 5		B	M1	M2								
Dichlorodifluoromethane	0.2508 0.3437	0.2684 0.3383	0.3691 0.3319	0.3354 0.3742	0.3386	Ave		0.3278				13.0		15.0			
Chloromethane	0.4739 0.5153	0.5056 0.5068	0.5839 0.4911	0.5112 0.5526	0.5373	Ave		0.5197			0.1000	6.4		15.0			
Vinyl chloride	0.3023 0.3541	0.3133 0.3552	0.3816 0.3386	0.3388 0.3829	0.3580	Ave		0.3472				7.9		15.0			
Bromomethane	0.1360 0.0973	0.1101 0.1008	0.1095 0.0926	0.0992 0.1004	0.0938	Ave		0.1044				13.0		15.0			
Chloroethane	0.1470 0.1222	0.1176 0.1213	0.1378 0.1214	0.1267 0.1392	0.1227	Ave		0.1284				8.0		15.0			
Dichlorofluoromethane	0.3452 0.3608	0.3472 0.3669	0.3781 0.3673	0.3429 0.4056	0.3583	Ave		0.3636				5.4		15.0			
Trichlorofluoromethane	0.2867 0.3795	0.3048 0.3787	0.3890 0.3793	0.3614 0.4226	0.3676	Ave		0.3633				12.0		15.0			
Ethyl ether	0.3295 0.2480	0.3052 0.2435	0.2837 0.2440	0.2513 0.2619	0.2569	Ave		0.2693				11.0		15.0			
Acrolein	0.0279 0.0234	0.0294 0.0245	0.0284 0.0225	0.0227 0.0246	0.0264	Ave		0.0255				10.0		15.0			
1,1-Dichloroethene	0.2105 0.2506	0.2384 0.2476	0.2739 0.2459	0.2400 0.2675	0.2483	Ave		0.2470				7.3		15.0			
1,1,2-Trichloro-1,2,2-trichfluoroethane	+++++ 0.2283	0.1801 0.2246	0.2401 0.2247	0.2191 0.2440	0.2291	Ave		0.2238				8.7		15.0			
Acetone	0.5207 0.0883	0.3249 0.0869	0.1756 0.0755	0.1236 0.0793	0.1062	Lin1	0.9389	0.0771							0.9980		0.9900
Iodomethane	0.3343 0.4253	0.4202 0.4252	0.4522 0.4174	0.4144 0.4487	0.4197	Ave		0.4175				8.1		15.0			

Note: The m1 coefficient is the same as Ave RRF for an Ave curve type.

FORM VI
GC/MS VOA INITIAL CALIBRATION DATA
INTERNAL STANDARD CURVE EVALUATION

Lab Name: TestAmerica Canton Job No.: 240-28372-1 Analy Batch No.: 100074

SDG No.:

Instrument ID: A3UX14 GC Column: DB-624 ID: 0.18(mm) Heated Purge: (Y/N) Y

Calibration Start Date: 09/04/2013 11:41 Calibration End Date: 09/04/2013 14:32 Calibration ID: 17244

ANALYTE	RRF					CURVE TYPE	COEFFICIENT			#	MIN RRF	%RSD	#	MAX %RSD	R^2 OR COD	#	MIN R^2 OR COD
	LVL 1 LVL 6	LVL 2 LVL 7	LVL 3 LVL 8	LVL 4 LVL 9	LVL 5		B	M1	M2								
Carbon disulfide	0.5208 0.7802	0.6485 0.7905	0.7592 0.7932	0.7053 0.8684	0.7478	Ave		0.7349				14.0		15.0			
3-Chloro-1-propene	0.1131 0.1595	0.1534 0.1629	0.1571 0.1592	0.1407 0.1719	0.1587	Ave		0.1530				11.0		15.0			
Methyl acetate	0.2447 0.2516	0.2714 0.2585	0.2695 0.2343	0.2404 0.2499	0.2813	Ave		0.2557				6.1		15.0			
Methylene Chloride	3.7203 0.3229	1.7397 0.2874	1.0084 0.2610	0.5881	0.3875	Qua	3.2253	0.2619	0						1.0000		0.9900
tert-Butyl alcohol	0.0208 0.0222	0.0253 0.0238	0.0226 0.0217	0.0220 0.0225	0.0253	Ave		0.0229				6.8		15.0			
Acrylonitrile	0.1136 0.1182	0.1271 0.1225	0.1237 0.1108	0.1141 0.1171	0.1301	Ave		0.1197				5.5		15.0			
trans-1,2-Dichloroethene	0.2491 0.2949	0.2871 0.2902	0.3173 0.2797	0.2858 0.3022	0.2950	Ave		0.2890				6.4		15.0			
Methyl tert-butyl ether	0.5930 0.7148	0.7140 0.7341	0.7401 0.6919	0.6806 0.7248	0.7515	Ave		0.7050				6.8		15.0			
Hexane	+++++ 0.0810	0.0834 0.0766	0.1030 0.0746	0.0814 0.0851	0.0818	Ave		0.0834				10.0		15.0			
1,1-Dichloroethane	0.5110 0.5997	0.5903 0.6040	0.6163 0.5984	0.5793 0.6432	0.6046	Ave		0.5941			0.1000	6.0		15.0			
Vinyl acetate	0.0228 0.0324	0.0268 0.0324	0.0320 0.0328	0.0255 0.0355	0.0322	Ave		0.0303				14.0		15.0			
2,2-Dichloropropane	0.1847 0.2418	0.2096 0.2657	0.2341 0.2427	0.2163 0.2577	0.2186	Ave		0.2301				11.0		15.0			
cis-1,2-Dichloroethene	0.2882 0.3148	0.3185 0.3088	0.3274 0.2997	0.3017 0.3174	0.3152	Ave		0.3102				3.8		15.0			
2-Butanone	+++++ 0.1279	+++++ 0.1346	0.1464 0.1204	0.1234 0.1332	0.1446	Ave		0.1329				7.5		15.0			
Bromochloromethane	0.1296 0.1455	0.1384 0.1455	0.1573 0.1377	0.1379 0.1472	0.1502	Ave		0.1433				5.7		15.0			
Tetrahydrofuran	+++++ 0.0966	+++++ 0.0990	0.1009 0.0888	0.0886 0.0933	0.1051	Ave		0.0960				6.4		15.0			
Chloroform	0.4460 0.4657	0.4779 0.4623	0.4821 0.4621	0.4571 0.4981	0.4697	Ave		0.4690				3.3		15.0			
1,1,1-Trichloroethane	+++++ 0.4078	+++++ 0.4132	0.4011 0.4061	0.3811 0.4421	0.4096	Ave		0.4087				4.4		15.0			
Cyclohexane	0.6748 0.7909	0.6911 0.7688	0.8220 0.7638	0.7325 0.8384	0.7853	Ave		0.7631				7.2		15.0			
1,1-Dichloropropene	0.2753 0.3771	0.3281 0.3704	0.3867 0.3691	0.3642 0.3950	0.3777	Ave		0.3604				10.0		15.0			

Note: The m1 coefficient is the same as Ave RRF for an Ave curve type.

FORM VI
GC/MS VOA INITIAL CALIBRATION DATA
INTERNAL STANDARD CURVE EVALUATION

Lab Name: TestAmerica Canton Job No.: 240-28372-1 Analy Batch No.: 100074

SDG No.:

Instrument ID: A3UX14 GC Column: DB-624 ID: 0.18(mm) Heated Purge: (Y/N) Y

Calibration Start Date: 09/04/2013 11:41 Calibration End Date: 09/04/2013 14:32 Calibration ID: 17244

ANALYTE	RRF					CURVE TYPE	COEFFICIENT			#	MIN RRF	%RSD	#	MAX %RSD	R^2 OR COD	#	MIN R^2 OR COD
	LVL 1 LVL 6	LVL 2 LVL 7	LVL 3 LVL 8	LVL 4 LVL 9	LVL 5		B	M1	M2								
Carbon tetrachloride	+++++ 0.4040	0.3132 0.4028	0.3771 0.4009	0.3571 0.4461	0.3837	Ave		0.3856				10.0		15.0			
Isobutyl alcohol	0.0076 0.0095	0.0080 0.0100	0.0077 0.0084	0.0080 0.0089	0.0103	Ave		0.0087				12.0		15.0			
Benzene	1.0027 1.1117	1.0431 1.0774	1.1494 1.0688	1.0687 1.1474	1.1132	Ave		1.0869				4.4		15.0			
1,2-Dichloroethane	0.3621 0.4114	0.4279 0.4080	0.4264 0.3937	0.3986 0.4231	0.4214	Ave		0.4081				5.2		15.0			
n-Heptane	+++++ 0.0916	+++++ 0.0869	0.1196 0.0858	0.0943 0.0945	0.0944	Ave		0.0953				12.0		15.0			
Trichloroethene	0.2931 0.3253	0.3080 0.3204	0.3455 0.3077	0.2942 0.3363	0.3142	Ave		0.3161				5.6		15.0			
Methylcyclohexane	0.4719 0.5338	0.4826 0.5286	0.5633 0.5142	0.5155 0.5532	0.5331	Ave		0.5218				5.7		15.0			
1,2-Dichloropropane	0.2558 0.3203	0.2908 0.3081	0.3227 0.3063	0.3012 0.3348	0.3266	Ave		0.3074				7.7		15.0			
Dibromomethane	0.1401 0.1426	0.1468 0.1419	0.1480 0.1367	0.1373 0.1443	0.1533	Ave		0.1434				3.7		15.0			
1,4-Dioxane	+++++ 0.0021	+++++ 0.0022	0.0019 0.0019	0.0020 0.0020	0.0024	Ave		0.0021				7.5		15.0			
Bromodichloromethane	0.2350 0.3236	0.2832 0.3293	0.2841 0.3335	0.2854 0.3593	0.3125	Ave		0.3051				12.0		15.0			
2-Chloroethyl vinyl ether	+++++ 0.1472	+++++ 0.1456	0.1260 0.1406	0.1224 0.1587	0.1528	Ave		0.1419				9.5		15.0			
cis-1,3-Dichloropropene	0.2654 0.3871	0.3087 0.3899	0.3426 0.3936	0.3276 0.4298	0.3810	Ave		0.3584				14.0		15.0			
4-Methyl-2-pentanone	0.3675 0.4032	0.3641 0.4314	0.3886 0.3869	0.3650 0.4007	0.4435	Ave		0.3946				7.2		15.0			
Toluene	+++++ 1.7936	+++++ 1.7515	2.3447 1.7486	1.8856 1.8177	1.8234	Ave		1.8807				11.0		15.0			
trans-1,3-Dichloropropene	+++++ 0.4546	0.3569 0.4651	0.3889 0.4608	0.3798 0.4858	0.4528	Ave		0.4306				11.0		15.0			
Ethyl methacrylate	+++++ 0.3459	+++++ 0.3599	0.2613 0.3399	0.2878 0.3684	0.3466	Ave		0.3300				12.0		15.0			
1,1,2-Trichloroethane	0.3152 0.2820	0.3002 0.2803	0.3100 0.2632	0.2696 0.2777	0.2918	Ave		0.2878				6.2		15.0			
Tetrachloroethene	0.3173 0.3651	0.3407 0.3613	0.3992 0.3535	0.3635 0.3723	0.3812	Ave		0.3616				6.5		15.0			
1,3-Dichloropropane	0.4501 0.4849	0.4721 0.4751	0.4833 0.4543	0.4655 0.4845	0.5107	Ave		0.4756				3.8		15.0			

Note: The ml coefficient is the same as Ave RRF for an Ave curve type.

FORM VI
GC/MS VOA INITIAL CALIBRATION DATA
INTERNAL STANDARD CURVE EVALUATION

Lab Name: TestAmerica Canton | Job No.: 240-28372-1 | Analy Batch No.: 100074

SDG No.:

Instrument ID: A3UX14 | GC Column: DB-624 | ID: 0.18(mm) | Heated Purge: (Y/N) Y

Calibration Start Date: 09/04/2013 11:41 | Calibration End Date: 09/04/2013 14:32 | Calibration ID: 17244

ANALYTE	RRF					CURVE TYPE	COEFFICIENT			#	MIN RRF	%RSD	#	MAX %RSD	R^2 OR COD	#	MIN R^2 OR COD
	LVL 1 LVL 6	LVL 2 LVL 7	LVL 3 LVL 8	LVL 4 LVL 9	LVL 5		B	M1	M2								
2-Hexanone	0.2444 0.2372	0.2340 0.2415	0.2244 0.2226	0.2060 0.2389	0.2668	Ave		0.2351				7.2		15.0			
Dibromochloromethane	+++++ 0.3329	+++++ 0.3503	0.2938 0.3473	0.2753 0.3678	0.3185	Ave		0.3265				10.0		15.0			
1,2-Dibromoethane	0.2272 0.2764	0.2483 0.2839	0.2723 0.2643	0.2536 0.2753	0.2892	Ave		0.2656				7.4		15.0			
Chlorobenzene	1.1308 1.1426	1.1058 1.1365	1.2037 1.1315	1.1194 1.1709	1.1456	Ave		1.1430			0.3000	2.5		15.0			
1,1,1,2-Tetrachloroethane	0.3322 0.4021	0.3555 0.4113	0.3781 0.3982	0.3623 0.4037	0.3986	Ave		0.3824				7.1		15.0			
Ethylbenzene	0.5292 0.5996	0.5681 0.5982	0.6043 0.5786	0.5601 0.6043	0.5899	Ave		0.5814				4.3		15.0			
m-Xylene & p-Xylene	0.7068 0.7233	0.6941 0.7194	0.7555 0.7019	0.7015 0.7469	0.7368	Ave		0.7207				3.0		15.0			
o-Xylene	0.6044 0.7200	0.6598 0.7119	0.7245 0.6638	0.6712 0.6778	0.7198	Ave		0.6837				5.8		15.0			
Styrene	0.7989 1.0882	0.8801 1.0813	0.9903 1.0447	0.9709 1.0939	1.0844	Ave		1.0036				10.0		15.0			
Bromoform	+++++ 0.1801	+++++ 0.1867	0.1518 0.1880	0.1454 0.1984	0.1726	Ave		0.1747			0.1000	11.0		15.0			
Isopropylbenzene	1.3614 1.9692	1.6096 1.9824	1.8869 1.9115	1.8282 1.9930	1.9710	Ave		1.8348				12.0		15.0			
1,1,2,2-Tetrachloroethane	0.6273 0.6755	0.5763 0.6664	0.5652 0.6135	0.5974 0.6347	0.6690	Ave		0.6251			0.3000	6.5		15.0			
Bromobenzene	0.7913 0.8907	0.8345 0.8685	0.9731 0.8447	0.8620 0.8967	0.8967	Ave		0.8731				5.8		15.0			
1,2,3-Trichloropropane	0.2166 0.2112	0.2141 0.2041	0.2032 0.1924	0.2109 0.2015	0.2227	Ave		0.2085				4.4		15.0			
trans-1,4-Dichloro-2-butene	0.2339 0.2601	0.2574 0.2555	0.2463 0.2461	0.2227 0.2697	0.2737	Ave		0.2517				6.5		15.0			
n-Propylbenzene	0.8108 1.1619	0.9015 1.1077	1.0786 1.1098	1.0615 1.1873	1.1132	Ave		1.0591				12.0		15.0			
2-Chlorotoluene	0.8604 0.9426	0.8184 0.9204	0.9269 0.9125	0.8903 0.9679	0.9082	Ave		0.9053				4.9		15.0			
1,3,5-Trimethylbenzene	2.5593 3.4304	2.6634 3.3731	3.1476 3.3741	3.1361 3.5023	3.2383	Ave		3.1583				11.0		15.0			
4-Chlorotoluene	0.8330 0.9533	0.8870 0.8958	0.9252 0.9015	0.9117 0.9398	0.9475	Ave		0.9105				4.1		15.0			
tert-Butylbenzene	+++++ 3.4068	2.4467 3.3321	2.8898 3.3423	2.9617 3.4448	3.2335	Ave		3.1322				11.0		15.0			

Note: The m1 coefficient is the same as Ave RRF for an Ave curve type.

FORM VI
GC/MS VOA INITIAL CALIBRATION DATA
INTERNAL STANDARD CURVE EVALUATION

Lab Name: TestAmerica Canton Job No.: 240-28372-1 Analy Batch No.: 100074

SDG No.:

Instrument ID: A3UX14 GC Column: DB-624 ID: 0.18(mm) Heated Purge: (Y/N) Y

Calibration Start Date: 09/04/2013 11:41 Calibration End Date: 09/04/2013 14:32 Calibration ID: 17244

ANALYTE	RRF					CURVE TYPE	COEFFICIENT			#	MIN RRF	%RSD	#	MAX %RSD	R^2 OR COD	#	MIN R^2 OR COD
	LVL 1 LVL 6	LVL 2 LVL 7	LVL 3 LVL 8	LVL 4 LVL 9	LVL 5		B	M1	M2								
1,2,4-Trimethylbenzene	2.6229 3.4888	2.8023 3.4261	3.2786 3.4471	3.2518 3.6372	3.3487	Ave		3.2559				10.0		15.0			
sec-Butylbenzene	2.8029 4.4844	3.4182 4.3978	4.0444 4.4351	4.0061 4.2447	4.1659	Ave		3.9999				14.0		15.0			
1,3-Dichlorobenzene	1.8086 1.8305	1.8843 1.7583	1.8356 1.7671	1.7977 1.8505	1.8148	Ave		1.8164				2.2		15.0			
p-Isopropyltoluene	2.6970 3.9965	3.0007 3.9862	3.5612 3.9882	3.6403 4.1025	3.7837	Ave		3.6396				13.0		15.0			
1,4-Dichlorobenzene	1.9753 1.8214	1.9293 1.7579	1.9142 1.7298	1.7537 1.8529	1.8269	Ave		1.8402				4.7		15.0			
n-Butylbenzene	2.3681 3.4333	2.7140 3.3694	3.1897 3.3703	3.1159 3.6329	3.2609	Ave		3.1616				12.0		15.0			
1,2-Dichlorobenzene	1.7708 1.7141	1.7462 1.6847	1.8450 1.6292	1.7335 1.6946	1.7132	Ave		1.7257				3.5		15.0			
1,2-Dibromo-3-Chloropropane	0.1210 0.1405	0.0971 0.1491	0.1136 0.1425	0.1132 0.1494	0.1323	Ave		0.1287				14.0		15.0			
1,2,4-Trichlorobenzene	1.3049 1.2799	1.3653 1.2734	1.2543 1.2401	1.2177 1.2573	1.2663	Ave		1.2732				3.3		15.0			
Hexachlorobutadiene	0.6462 0.7493	0.6039 0.7253	0.7335 0.7023	0.6848 0.7368	0.7057	Ave		0.6987				6.8		15.0			
Naphthalene	2.9752 2.8329	2.8548 2.9271	2.7491 2.7473	2.6603 2.7758	2.8011	Ave		2.8138				3.4		15.0			
1,2,3-Trichlorobenzene	1.1123 1.1603	1.1072 1.1628	1.1983 1.1182	1.1102 1.1292	1.1520	Ave		1.1389				2.7		15.0			
Dibromofluoromethane (Surr)	1.0535 0.2605	0.4092 0.2681	0.3845 0.2572	0.3101 0.2704	0.2982	Lin1	0.6181	0.2605							0.9970		0.9900
1,2-Dichloroethane-d4 (Surr)	1.3392 0.2979	0.5231 0.3019	0.4908 0.2931	0.3616 0.3076	0.3487	Lin1	0.8504	0.2953							0.9970		0.9900
Toluene-d8 (Surr)	6.8985 1.4518	2.3593 1.4766	2.1579 1.4436	1.7638 1.5142	1.6790	Lin1	4.0784	1.4489							0.9960		0.9900
4-Bromofluorobenzene (Surr)	4.5849 1.0508	1.7415 1.0344	1.5865 1.0405	1.2607 1.0896	1.2070	Lin1	2.7657	1.0413							0.9970		0.9900

Note: The ml coefficient is the same as Ave RRF for an Ave curve type.

FORM VII
GC/MS VOA CONTINUING CALIBRATION DATA

Lab Name: TestAmerica Canton Job No.: 240-28372-1

SDG No.:

Lab Sample ID: CCV 240-100074/12 Calibration Date: 09/04/2013 14:54

Instrument ID: A3UX14 Calib Start Date: 07/10/2013 17:58

GC Column: DB-624 ID: 0.18(mm) Calib End Date: 07/10/2013 20:50

Lab File ID: 144468.D Conc. Units: ng/uL Heated Purge: (Y/N) Y

ANALYTE	CURVE TYPE	AVE RRF	RRF	MIN RRF	CALC AMOUNT	SPIKE AMOUNT	%D	MAX %D
Acetonitrile	Ave	0.0327	0.0373		20.0	0.500	14.1	50.0
2-Chloro-1,3-butadiene	Ave	0.5372	0.5965		2.00	0.0500	11.0	50.0
Diisopropyl ether	Ave	0.2472	0.2304		10.0	0.0500	-6.8	50.0
Ethyl-t-butyl ether (ETBE)	Ave	0.9758	1.031		5.00	0.0500	5.7 ✓	50.0
Propionitrile	Ave	0.0372	0.0431		4.00	0.500	15.8	50.0
Ethyl acetate	Ave	0.2280	0.2443		4.00	0.100	7.1	50.0
Methacrylonitrile	Ave	0.1592	0.1887		0.593	0.500	18.5	50.0
Tert-amyl-methyl ether (TAME)	Ave	0.7175	0.6477		5.00	0.0500	-9.7 ✓	50.0
n-Butanol	Ave	0.0113	0.0115		50.0	1.25	2.4	50.0
Methyl methacrylate	Ave	0.1951	0.2401		2.00	0.100	23.0	50.0
2-Nitropropane	Lin1		0.0492		2.00	0.100	-11.7	50.0
Cyclohexanone	Lin1		0.0134		20.0	0.500	10.2	50.0
1,2,3-Trimethylbenzene	Ave	3.270	3.191		0.0488	0.0500	-2.4 ✓	50.0
1,3,5-Trichlorobenzene	Ave	1.367	1.308		1.00	0.0500	-4.3	50.0
2-Methylnaphthalene	Ave	2.040	1.703		5.00	0.100	-16.5	50.0

FORM VII
GC/MS VOA CONTINUING CALIBRATION DATA

Lab Name: TestAmerica Canton Job No.: 240-28372-1

SDG No.:

Lab Sample ID: CCV 240-100074/12 Calibration Date: 09/04/2013 14:54

Instrument ID: A3UX14 Calib Start Date: 09/04/2013 11:41

GC Column: DB-624 ID: 0.18(mm) Calib End Date: 09/04/2013 14:32

Lab File ID: 144468.D Conc. Units: ng/uL Heated Purge: (Y/N) Y

ANALYTE	CURVE TYPE	AVE RRF	RRF	MIN RRF	CALC AMOUNT	SPIKE AMOUNT	%D	MAX %D
Dibromofluoromethane (Surr)	Lin1		0.2236		0.0406	0.0500	-18.9	50.0
1,2-Dichloroethane-d4 (Surr)	Lin1		0.2594		0.0410	0.0500	-17.9	50.0
Toluene-d8 (Surr)	Lin1		1.294		0.0418	0.0500	-16.3	50.0
4-Bromofluorobenzene (Surr)	Lin1		0.9054		0.0408	0.0500	-18.4	50.0

FORM VII
GC/MS VOA CONTINUING CALIBRATION DATA

Lab Name: TestAmerica Canton Job No.: 240-28372-1

SDG No.:

Lab Sample ID: ICV 240-100074/13 Calibration Date: 09/04/2013 15:15

Instrument ID: A3UX14 Calib Start Date: 09/04/2013 11:41

GC Column: DB-624 ID: 0.18(mm) Calib End Date: 09/04/2013 14:32

Lab File ID: 144469.D Conc. Units: ng/uL Heated Purge: (Y/N) Y

ANALYTE	CURVE TYPE	AVE RRF	RRF	MIN RRF	CALC AMOUNT	SPIKE AMOUNT	%D	MAX %D
Dichlorodifluoromethane	Ave	0.3278	0.2650		1.00	0.0500	-19.2	50.0
Chloromethane	Ave	0.5197	0.4870	0.1000	1.00	0.0500	-6.3	50.0
Vinyl chloride	Ave	0.3472	0.3301		1.00	0.0500	-4.9	20.0
Bromomethane	Ave	0.1044	0.0978		1.00	0.0500	-6.3	50.0
Chloroethane	Ave	0.1284	0.1198		1.00	0.0500	-6.7	50.0
Dichlorofluoromethane	Ave	0.3636	0.3762		2.00	0.0500	3.5	50.0
Trichlorofluoromethane	Ave	0.3633	0.3853		1.00	0.0500	6.1	50.0
Ethyl ether	Ave	0.2693	0.2687		2.00	0.0500	-0.2	50.0
Acrolein	Ave	0.0255	0.0356		20.0	0.300	39.5	50.0
1,1-Dichloroethene	Ave	0.2470	0.2576		1.00	0.0500	4.3	20.0
1,1,2-Trichloro-1,2,2-trichfluoroethane	Ave	0.2238	0.2283		1.00	0.0500	2.0	50.0
Acetone	Lin1		0.0868		10.0	0.100	0.4	50.0
Iodomethane	Ave	0.4175	0.4527		1.00	0.0500	8.4	50.0
Carbon disulfide	Ave	0.7349	0.7815		1.00	0.0500	6.3	50.0
3-Chloro-1-propene	Ave	0.1530	0.1510		2.00	0.0500	-1.3	50.0
Methyl acetate	Ave	0.2557	0.2512		10.0	0.250	-1.8	50.0
Methylene Chloride	Qua		0.3474		1.00	0.0500	10.0	50.0
tert-Butyl alcohol	Ave	0.0229	0.0230		50.0	0.500	0.2	50.0
Acrylonitrile	Ave	0.1197	0.1220		20.0	0.500	2.0	50.0
trans-1,2-Dichloroethene	Ave	0.2890	0.3133		1.00	0.0500	8.4	50.0
Methyl tert-butyl ether	Ave	0.7050	0.7336		1.00	0.0500	4.1	50.0
Hexane	Ave	0.0834	0.0866		1.00	0.0500	3.8	20.0
1,1-Dichloroethane	Ave	0.5941	0.6303	0.1000	1.00	0.0500	6.1	50.0
Vinyl acetate	Ave	0.0303	0.0475		2.00	0.0800	56.8*	50.0
2,2-Dichloropropane	Ave	0.2301	0.2379		1.00	0.0500	3.4	50.0
cis-1,2-Dichloroethene	Ave	0.3102	0.3252		1.00	0.0500	4.8	50.0
2-Butanone	Ave	0.1329	0.1335		10.0	0.100	0.4	50.0
Bromochloromethane	Ave	0.1433	0.1493		1.00	0.0500	4.2	50.0
Tetrahydrofuran	Ave	0.0960	0.0944		5.00	0.100	-1.7	50.0
Chloroform	Ave	0.4690	0.5007		1.00	0.0500	6.8	20.0
1,1,1-Trichloroethane	Ave	0.4087	0.4222		1.00	0.0500	3.3	50.0
Cyclohexane	Ave	0.7631	0.7857		1.00	0.0500	3.0	50.0
1,1-Dichloropropene	Ave	0.3604	0.4155		1.00	0.0500	15.3	50.0
Carbon tetrachloride	Ave	0.3856	0.4223		1.00	0.0500	9.5	50.0
Isobutyl alcohol	Ave	0.0087	0.0091		50.0	1.25	4.5	50.0
Benzene	Ave	1.087	1.154		1.00	0.0500	6.1	50.0
1,2-Dichloroethane	Ave	0.4081	0.4281		1.00	0.0500	4.9	50.0
n-Heptane	Ave	0.0953	0.0949		1.00	0.0500	-0.5	50.0
Trichloroethene	Ave	0.3161	0.3418		1.00	0.0500	8.1	50.0
Methylcyclohexane	Ave	0.5218	0.5434		1.00	0.0500	4.1	50.0

FORM VII
GC/MS VOA CONTINUING CALIBRATION DATA

Lab Name: TestAmerica Canton Job No.: 240-28372-1

SDG No.:

Lab Sample ID: ICV 240-100074/13 Calibration Date: 09/04/2013 15:15

Instrument ID: A3UX14 Calib Start Date: 09/04/2013 11:41

GC Column: DB-624 ID: 0.18(mm) Calib End Date: 09/04/2013 14:32

Lab File ID: 144469.D Conc. Units: ng/uL Heated Purge: (Y/N) Y

ANALYTE	CURVE TYPE	AVE RRF	RRF	MIN RRF	CALC AMOUNT	SPIKE AMOUNT	%D	MAX %D
1,2-Dichloropropane	Ave	0.3074	0.3382		1.00	0.0500	10.0	20.0
Dibromomethane	Ave	0.1434	0.1474		1.00	0.0500	2.8	50.0
1,4-Dioxane	Ave	0.0021	0.0020		50.0	1.00	-1.6	50.0
Bromodichloromethane	Ave	0.3051	0.3337		1.00	0.0500	9.4	50.0
2-Chloroethyl vinyl ether	Ave	0.1419	0.1527		10.0	0.100	7.6	50.0
cis-1,3-Dichloropropene	Ave	0.3584	0.4137		1.00	0.0500	15.4	50.0
4-Methyl-2-pentanone	Ave	0.3946	0.4188		10.0	0.100	6.1	50.0
Toluene	Ave	1.881	1.842		1.00	0.0500	-2.0	20.0
trans-1,3-Dichloropropene	Ave	0.4306	0.4976		1.00	0.0500	15.5	50.0
Ethyl methacrylate	Ave	0.3300	0.3540		1.00	0.0500	7.3	50.0
1,1,2-Trichloroethane	Ave	0.2878	0.2891		1.00	0.0500	0.4	50.0
Tetrachloroethene	Ave	0.3616	0.3801		1.00	0.0500	5.1	50.0
1,3-Dichloropropane	Ave	0.4756	0.4944		1.00	0.0500	3.9	50.0
2-Hexanone	Ave	0.2351	0.2371		10.0	0.100	0.9	50.0
Dibromochloromethane	Ave	0.3265	0.3402		1.00	0.0500	4.2	50.0
1,2-Dibromoethane	Ave	0.2656	0.2841		1.00	0.0500	7.0	50.0
Chlorobenzene	Ave	1.143	1.183	0.3000	1.00	0.0500	3.5	50.0
1,1,1,2-Tetrachloroethane	Ave	0.3824	0.4237		1.00	0.0500	10.8	50.0
Ethylbenzene	Ave	0.5814	0.6229		1.00	0.0500	7.1	20.0
m-Xylene & p-Xylene	Ave	0.7207	0.7550		2.00	0.0500	4.8	50.0
o-Xylene	Ave	0.6837	0.7507		1.00	0.0500	9.8	50.0
Styrene	Ave	1.004	1.117		1.00	0.0500	11.3	50.0
Bromoform	Ave	0.1747	0.1774	0.1000	1.00	0.0500	1.5	50.0
Isopropylbenzene	Ave	1.835	2.052		1.00	0.0500	11.9	50.0
1,1,2,2-Tetrachloroethane	Ave	0.6251	0.6813	0.3000	1.00	0.0500	9.0	50.0
Bromobenzene	Ave	0.8731	0.9217		1.00	0.0500	5.6	50.0
1,2,3-Trichloropropane	Ave	0.2085	0.2150		1.00	0.0500	3.1	50.0
trans-1,4-Dichloro-2-butene	Ave	0.2517	0.2723		1.00	0.0500	8.2	50.0
n-Propylbenzene	Ave	1.059	1.179		1.00	0.0500	11.4	50.0
2-Chlorotoluene	Ave	0.9053	0.9812		1.00	0.0500	8.4	50.0
1,3,5-Trimethylbenzene	Ave	3.158	3.502		1.00	0.0500	10.9	50.0
4-Chlorotoluene	Ave	0.9105	0.9636		1.00	0.0500	5.8	50.0
tert-Butylbenzene	Ave	3.132	3.329		1.00	0.0500	6.3	50.0
1,2,4-Trimethylbenzene	Ave	3.256	3.515		1.00	0.0500	8.0	50.0
sec-Butylbenzene	Ave	4.000	4.488		1.00	0.0500	12.2	50.0
1,3-Dichlorobenzene	Ave	1.816	1.875		1.00	0.0500	3.2	50.0
p-Isopropyltoluene	Ave	3.640	4.034		0.0554	0.0500	10.8	50.0
1,4-Dichlorobenzene	Ave	1.840	1.882		1.00	0.0500	2.3	50.0
n-Butylbenzene	Ave	3.162	3.500		1.00	0.0500	10.7	50.0
1,2-Dichlorobenzene	Ave	1.726	1.776		1.00	0.0500	2.9	50.0
1,2-Dibromo-3-Chloropropane	Ave	0.1287	0.1356		2.00	0.0500	5.4	50.0

FORM VII
GC/MS VOA CONTINUING CALIBRATION DATA

Lab Name: TestAmerica Canton Job No.: 240-28372-1

SDG No.:

Lab Sample ID: ICV 240-100074/13 Calibration Date: 09/04/2013 15:15

Instrument ID: A3UX14 Calib Start Date: 09/04/2013 11:41

GC Column: DB-624 ID: 0.18(mm) Calib End Date: 09/04/2013 14:32

Lab File ID: 144469.D Conc. Units: ng/uL Heated Purge: (Y/N) Y

ANALYTE	CURVE TYPE	AVE RRF	RRF	MIN RRF	CALC AMOUNT	SPIKE AMOUNT	%D	MAX %D
1,2,4-Trichlorobenzene	Ave	1.273	1.265		1.00	0.0500	-0.6	50.0
Hexachlorobutadiene	Ave	0.6987	0.7311		1.00	0.0500	4.6	50.0
Naphthalene	Ave	2.814	2.749		1.00	0.0500	-2.3	50.0
1,2,3-Trichlorobenzene	Ave	1.139	1.129		1.00	0.0500	-0.9	50.0
Dibromofluoromethane (Surr)	Lin1		0.2615		0.0478	0.0500	-4.4	50.0
1,2-Dichloroethane-d4 (Surr)	Lin1		0.2968		0.0474	0.0500	-5.2	50.0
Toluene-d8 (Surr)	Lin1		1.458		0.0475	0.0500	-5.0	50.0
4-Bromofluorobenzene (Surr)	Lin1		1.016		0.0461	0.0500	-7.8	50.0

FORM IV
GC/MS VOA METHOD BLANK SUMMARY

Lab Name: TestAmerica Canton Job No.: 240-28372-1

SDG No.:

Lab File ID: 144471.D Lab Sample ID: MB 240-100074/15

Matrix: Solid Heated Purge: (Y/N) Y

Instrument ID: A3UX14 Date Analyzed: 09/04/2013 15:58

GC Column: DB-624 ID: 0.18 (mm)

THIS METHOD BLANK APPLIES TO THE FOLLOWING SAMPLES:

CLIENT SAMPLE ID	LAB SAMPLE ID	LAB FILE ID	DATE ANALYZED
	LCS 240-100074/14	144470.D	09/04/2013 15:37
	240-28303-C-38-B MS	144483.D	09/04/2013 20:18
	240-28303-C-38-C MSD	144484.D	09/04/2013 20:40
DR-SB-200-04-06	240-28372-1	144489.D	09/04/2013 22:27

FORM I
GC/MS VOA ORGANICS ANALYSIS DATA SHEET

Lab Name: TestAmerica Canton Job No.: 240-28372-1

SDG No.:

Client Sample ID: Lab Sample ID: MB 240-100074/15

Matrix: Solid Lab File ID: 144471.D

Analysis Method: 8260B Date Collected:

Sample wt/vol: 5(g) Date Analyzed: 09/04/2013 15:58

Soil Aliquot Vol: Dilution Factor: 1

Soil Extract Vol.: GC Column: DB-624 ID: 0.18(mm)

% Moisture: Level: (low/med) Low

Analysis Batch No.: 100074 Units: ug/Kg

CAS NO.	COMPOUND NAME	RESULT	Q	RL	MDL
630-20-6	1,1,1,2-Tetrachloroethane	5.0	U	5.0	0.62
71-55-6	1,1,1-Trichloroethane	5.0	U	5.0	0.56
79-34-5	1,1,2,2-Tetrachloroethane	5.0	U	5.0	0.34
76-13-1	1,1,2-Trichloro-1,2,2-trichfluoroeth ane	5.0	U	5.0	1.3
75-34-3	1,1-Dichloroethane	5.0	U	5.0	0.36
75-35-4	1,1-Dichloroethene	5.0	U	5.0	0.52
563-58-6	1,1-Dichloropropene	5.0	U	5.0	0.30
87-61-6	1,2,3-Trichlorobenzene	0.481	J	5.0	0.38
96-18-4	1,2,3-Trichloropropane	5.0	U	5.0	0.90
526-73-8	1,2,3-Trimethylbenzene	5.0	U	5.0	0.17
120-82-1	1,2,4-Trichlorobenzene	0.424	J	5.0	0.27
95-63-6	1,2,4-Trimethylbenzene	5.0	U	5.0	0.65
96-12-8	1,2-Dibromo-3-Chloropropane	10	U	10	1.3
106-93-4	1,2-Dibromoethane	5.0	U	5.0	0.50
95-50-1	1,2-Dichlorobenzene	5.0	U	5.0	0.36
107-06-2	1,2-Dichloroethane	5.0	U	5.0	0.34
78-87-5	1,2-Dichloropropane	5.0	U	5.0	0.69
541-73-1	1,3-Dichlorobenzene	5.0	U	5.0	0.35
142-28-9	1,3-Dichloropropane	5.0	U	5.0	0.34
106-46-7	1,4-Dichlorobenzene	5.0	U	5.0	0.66
594-20-7	2,2-Dichloropropane	5.0	U	5.0	0.94
78-93-3	2-Butanone	2.11	J	20	1.4
110-75-8	2-Chloroethyl vinyl ether	50	U	50	1.4
95-49-8	2-Chlorotoluene	5.0	U	5.0	0.40
591-78-6	2-Hexanone	0.807	J	20	0.63
106-43-4	4-Chlorotoluene	5.0	U	5.0	0.41
108-10-1	4-Methyl-2-pentanone	20	U	20	0.54
67-64-1	Acetone	20	U	20	6.3
71-43-2	Benzene	5.0	U	5.0	0.23
108-86-1	Bromobenzene	5.0	U	5.0	0.33
74-97-5	Bromochloromethane	5.0	U	5.0	0.71
75-27-4	Bromodichloromethane	5.0	U	5.0	0.28
75-25-2	Bromoform	5.0	U	5.0	0.33
74-83-9	Bromomethane	5.0	U	5.0	0.54
75-15-0	Carbon disulfide	5.0	U	5.0	0.44

FORM I
GC/MS VOA ORGANICS ANALYSIS DATA SHEET

Lab Name: TestAmerica Canton Job No.: 240-28372-1

SDG No.:

Client Sample ID: Lab Sample ID: MB 240-100074/15

Matrix: Solid Lab File ID: 144471.D

Analysis Method: 8260B Date Collected:

Sample wt/vol: 5(g) Date Analyzed: 09/04/2013 15:58

Soil Aliquot Vol: Dilution Factor: 1

Soil Extract Vol.: GC Column: DB-624 ID: 0.18(mm)

% Moisture: Level: (low/med) Low

Analysis Batch No.: 100074 Units: ug/Kg

CAS NO.	COMPOUND NAME	RESULT	Q	RL	MDL
56-23-5	Carbon tetrachloride	5.0	U	5.0	0.37
108-90-7	Chlorobenzene	5.0	U	5.0	0.33
75-00-3	Chloroethane	5.0	U	5.0	0.86
67-66-3	Chloroform	5.0	U	5.0	0.29
74-87-3	Chloromethane	5.0	U	5.0	0.41
156-59-2	cis-1,2-Dichloroethene	5.0	U	5.0	0.36
10061-01-5	cis-1,3-Dichloropropene	5.0	U	5.0	0.34
124-48-1	Dibromochloromethane	5.0	U	5.0	0.55
74-95-3	Dibromomethane	5.0	U	5.0	0.63
75-71-8	Dichlorodifluoromethane	5.0	U	5.0	0.50
108-20-3	Diisopropyl ether	10	U	10	1.5
100-41-4	Ethylbenzene	5.0	U	5.0	0.26
637-92-3	Ethyl-t-butyl ether (ETBE)	5.0	U	5.0	0.22
87-68-3	Hexachlorobutadiene	5.0	U	5.0	1.2
98-82-8	Isopropylbenzene	5.0	U	5.0	0.16
1634-04-4	Methyl tert-butyl ether	5.0	U	5.0	0.43
75-09-2	Methylene Chloride	5.0	U	5.0	0.67
179601-23-1	m-Xylene & p-Xylene	10	U	10	1.2
91-20-3	Naphthalene	0.662	J	5.0	0.19
104-51-8	n-Butylbenzene	5.0	U	5.0	0.23
103-65-1	n-Propylbenzene	5.0	U	5.0	0.40
95-47-6	o-Xylene	5.0	U	5.0	0.35
99-87-6	p-Isopropyltoluene	5.0	U	5.0	0.21
135-98-8	sec-Butylbenzene	5.0	U	5.0	0.18
100-42-5	Styrene	5.0	U	5.0	0.15
994-05-8	Tert-amyl-methyl ether (TAME)	5.0	U	5.0	0.37
75-65-0	tert-Butyl alcohol	200	U	200	7.6
98-06-6	tert-Butylbenzene	5.0	U	5.0	0.29
127-18-4	Tetrachloroethene	5.0	U	5.0	0.52
108-88-3	Toluene	0.280	J	5.0	0.27
156-60-5	trans-1,2-Dichloroethene	5.0	U	5.0	0.41
10061-02-6	trans-1,3-Dichloropropene	5.0	U	5.0	0.54
79-01-6	Trichloroethene	5.0	U	5.0	0.42
75-69-4	Trichlorofluoromethane	5.0	U	5.0	0.34
108-05-4	Vinyl acetate	10	U	10	0.25
75-01-4	Vinyl chloride	5.0	U	5.0	0.39

FORM I
GC/MS VOA ORGANICS ANALYSIS DATA SHEET

Lab Name: TestAmerica Canton Job No.: 240-28372-1

SDG No.:

Client Sample ID: Lab Sample ID: MB 240-100074/15

Matrix: Solid Lab File ID: 144471.D

Analysis Method: 8260B Date Collected:

Sample wt/vol: 5(g) Date Analyzed: 09/04/2013 15:58

Soil Aliquot Vol: Dilution Factor: 1

Soil Extract Vol.: GC Column: DB-624 ID: 0.18(mm)

% Moisture: Level: (low/med) Low

Analysis Batch No.: 100074 Units: ug/Kg

CAS NO.	COMPOUND NAME	RESULT	Q	RL	MDL
1330-20-7	Xylenes, Total	10	U	10	0.35

CAS NO.	SURROGATE	%REC	Q	LIMITS
17060-07-0	1,2-Dichloroethane-d4 (Surr)	81		58-123
460-00-4	4-Bromofluorobenzene (Surr)	80		52-136
1868-53-7	Dibromofluoromethane (Surr)	79		37-132
2037-26-5	Toluene-d8 (Surr)	82		67-125

FORM III
GC/MS VOA LAB CONTROL SAMPLE RECOVERY

Lab Name: TestAmerica Canton Job No.: 240-28372-1

SDG No.:

Matrix: Solid Level: Low Lab File ID: 144470.D

Lab ID: LCS 240-100074/14 Client ID:

COMPOUND	SPIKE ADDED (ug/Kg)	LCS CONCENTRATION (ug/Kg)	LCS % REC	QC LIMITS REC	#
1,1,1,2-Tetrachloroethane	50.0	50.8	102	81-119	
1,1,1-Trichloroethane	50.0	45.3	91	77-126	
1,1,2,2-Tetrachloroethane	50.0	47.9	96	77-123	
1,1,2-Trichloro-1,2,2-trichfluoroethane	50.0	43.3	87	82-138	
1,1-Dichloroethane	50.0	47.2	94	76-115	
1,1-Dichloroethene	50.0	45.4	91	75-135	
1,1-Dichloropropene	50.0	50.5	101	80-120	
1,2,3-Trichlorobenzene	50.0	47.4	95	61-121	
1,2,3-Trichloropropane	50.0	48.5	97	84-126	
1,2,4-Trichlorobenzene	50.0	45.3	91	64-124	
1,2,4-Trimethylbenzene	50.0	47.2	94	80-129	
1,2-Dibromo-3-Chloropropane	50.0	49.4	99	61-132	
1,2-Dibromoethane	50.0	49.6	99	83-117	
1,2-Dichlorobenzene	50.0	46.6	93	76-110	
1,2-Dichloroethane	50.0	46.8	94	72-120	
1,2-Dichloropropane	50.0	46.8	94	87-113	
1,3-Dichlorobenzene	50.0	45.5	91	78-111	
1,3-Dichloropropane	50.0	47.0	94	82-118	
1,4-Dichlorobenzene	50.0	45.3	91	75-110	
2,2-Dichloropropane	50.0	46.0	92	69-135	
2-Butanone	100	93.8	94	52-131	
2-Chloroethyl vinyl ether	100	91.4	91	28-173	
2-Chlorotoluene	50.0	47.9	96	78-119	
2-Hexanone	100	97.6	98	64-136	
4-Chlorotoluene	50.0	47.2	94	79-118	
4-Methyl-2-pentanone	100	104	104	67-135	
Acetone	100	94.4	94	41-137	
Benzene	50.0	45.5	91	79-112	
Bromobenzene	50.0	46.9	94	81-115	
Bromochloromethane	50.0	46.5	93	79-111	
Bromodichloromethane	50.0	46.8	94	84-122	
Bromoform	50.0	48.4	97	62-133	
Bromomethane	50.0	39.9	80	42-136	
Carbon disulfide	50.0	45.9	92	62-146	
Carbon tetrachloride	50.0	48.3	97	71-129	
Chlorobenzene	50.0	46.4	93	78-110	
Chloroethane	50.0	40.4	81	58-117	
Chloroform	50.0	46.3	93	77-114	
Chloromethane	50.0	39.8	80	50-110	
cis-1,2-Dichloroethene	50.0	45.6	91	76-113	
cis-1,3-Dichloropropene	50.0	49.6	99	74-128	

Column to be used to flag recovery and RPD values

FORM III 8260B

FORM III
GC/MS VOA LAB CONTROL SAMPLE RECOVERY

Lab Name: TestAmerica Canton Job No.: 240-28372-1

SDG No.:

Matrix: Solid Level: Low Lab File ID: 144470.D

Lab ID: LCS 240-100074/14 Client ID:

COMPOUND	SPIKE ADDED (ug/Kg)	LCS CONCENTRATION (ug/Kg)	LCS % REC	QC LIMITS REC	#
Dibromochloromethane	50.0	47.8	96	72-127	
Dibromomethane	50.0	46.6	93	85-120	
Dichlorodifluoromethane	50.0	35.1	70	26-113	
Ethylbenzene	50.0	47.4	95	79-117	
Hexachlorobutadiene	50.0	48.9	98	54-131	
Isopropylbenzene	50.0	49.8	100	76-122	
Methyl tert-butyl ether	50.0	46.7	93	49-165	
Methylene Chloride	50.0	39.7	79	75-118	
m-Xylene & p-Xylene	50.0	46.3	93	80-117	
Naphthalene	50.0	48.3	97	65-123	
n-Butylbenzene	50.0	48.9	98	68-135	
n-Propylbenzene	50.0	49.9	100	81-129	
o-Xylene	50.0	49.1	98	80-120	
p-Isopropyltoluene	50.0	49.5	99	77-131	
sec-Butylbenzene	50.0	51.0	102	74-129	
Styrene	50.0	49.1	98	87-117	
tert-Butyl alcohol	500	448	90	60-125	
tert-Butylbenzene	50.0	47.9	96	76-126	
Tetrachloroethene	50.0	47.6	95	79-114	
Toluene	50.0	43.7	87	75-111	
trans-1,2-Dichloroethene	50.0	46.7	93	78-117	
trans-1,3-Dichloropropene	50.0	53.6	107	73-131	
Trichloroethene	50.0	48.3	97	79-113	
Trichlorofluoromethane	50.0	45.0	90	57-146	
Vinyl acetate	80.0	56.6	71	70-130	
Vinyl chloride	50.0	40.7	81	57-114	
Xylenes, Total	100	95.4	95	80-118	

Column to be used to flag recovery and RPD values

FORM III 8260B

FORM III
GC/MS VOA MATRIX SPIKE RECOVERY

Lab Name: TestAmerica Canton Job No.: 240-28372-1

SDG No.:

Matrix: Solid Level: Low Lab File ID: 144483.D

Lab ID: 240-28303-C-38-B MS Client ID:

COMPOUND	SPIKE ADDED (ug/Kg)	SAMPLE CONCENTRATION (ug/Kg)	MS CONCENTRATION (ug/Kg)	MS % REC	QC LIMITS REC	#
1,1,1-Trichloroethane	51.5	5.1 U	37.6	73	51-128	
1,1,2,2-Tetrachloroethane	51.5	5.1 U	5.2 U	0	16-179	F
1,1,2-Trichloro-1,2,2-trichfluoroethane	51.5	5.1 U	32.9	64	50-147	
1,1-Dichloroethane	51.5	5.1 U	44.8	87	54-122	
1,1-Dichloroethene	51.5	5.1 U	60.4	117	49-157	
1,2,4-Trichlorobenzene	51.5	5.1 U	12.3	24	10-111	
1,2-Dibromo-3-Chloropropane	51.5	10 U	13.5	26	10-153	
1,2-Dibromoethane	51.5	5.1 U	42.5	83	45-127	
1,2-Dichlorobenzene	51.5	5.1 U	20.6	40	17-122	
1,2-Dichloroethane	51.5	5.1 U	44.6	87	49-123	
1,2-Dichloropropane	51.5	5.1 U	41.6	81	61-117	
1,3-Dichlorobenzene	51.5	5.1 U	19.0	37	16-126	
1,4-Dichlorobenzene	51.5	5.1 U	18.9	37	15-121	
2-Butanone	103	2.4 J	110	104	30-143	
2-Hexanone	103	20 U	105	102	37-147	
4-Methyl-2-pentanone	103	20 U	117	114	43-147	
Acetone	103	28	138	107	24-140	
Benzene	51.5	5.1 U	39.1	76	53-118	
Bromodichloromethane	51.5	5.1 U	31.2	60	35-132	
Bromoform	51.5	5.1 U	33.3	65	18-129	
Bromomethane	51.5	5.1 U	38.0	74	33-130	
Carbon disulfide	51.5	5.1 U	19.7	38	20-151	
Carbon tetrachloride	51.5	5.1 U	35.8	70	32-137	
Chlorobenzene	51.5	5.1 U	27.9	54	37-116	
Chloroethane	51.5	5.1 U	38.3	74	45-118	
Chloroform	51.5	5.1 U	41.5	81	53-119	
Chloromethane	51.5	5.1 U	40.7	79	34-117	
cis-1,2-Dichloroethene	51.5	5.1 U	42.1	82	50-119	
cis-1,3-Dichloropropene	51.5	5.1 U	39.2	76	27-133	
Dibromochloromethane	51.5	5.1 U	32.9	64	29-135	
Dichlorodifluoromethane	51.5	5.1 U	33.2	64	17-115	
Ethylbenzene	51.5	5.1 U	25.3	49	30-131	
Isopropylbenzene	51.5	5.1 U	21.4	42	21-134	
Methyl tert-butyl ether	51.5	5.1 U	50.4	98	51-157	
Methylene Chloride	51.5	5.1 U	40.5	79	54-115	
m-Xylene & p-Xylene	51.5	1.2 J	24.6	45	29-131	
o-Xylene	51.5	0.62 J	26.8	51	29-134	
Styrene	51.5	5.1 U	26.1	51	27-127	
Tetrachloroethene	51.5	5.1 U	26.4	51	31-135	
Toluene	51.5	0.31 J	30.2	58	39-129	
trans-1,2-Dichloroethene	51.5	5.1 U	41.3	80	50-123	

Column to be used to flag recovery and RPD values

FORM III 8260B

FORM III
GC/MS VOA MATRIX SPIKE RECOVERY

Lab Name: TestAmerica Canton Job No.: 240-28372-1

SDG No.:

Matrix: Solid Level: Low Lab File ID: 144483.D

Lab ID: 240-28303-C-38-B MS Client ID:

COMPOUND	SPIKE ADDED (ug/Kg)	SAMPLE CONCENTRATION (ug/Kg)	MS CONCENTRATION (ug/Kg)	MS % REC	QC LIMITS REC	#
trans-1,3-Dichloropropene	51.5	5.1 U	42.5	83	28-137	
Trichloroethene	51.5	5.1 U	62.9	122	10-177	
Trichlorofluoromethane	51.5	5.1 U	40.0	78	36-142	
Vinyl chloride	51.5	5.1 U	40.4	78	42-117	
Xylenes, Total	103	1.8 J	51.4	48	30-131	

Column to be used to flag recovery and RPD values

FORM III 8260B

FORM III
GC/MS VOA MATRIX SPIKE DUPLICATE RECOVERY

Lab Name: TestAmerica Canton Job No.: 240-28372-1

SDG No.:

Matrix: Solid Level: Low Lab File ID: 144484.D

Lab ID: 240-28303-C-38-C MSD Client ID:

COMPOUND	SPIKE ADDED (ug/Kg)	MSD CONCENTRATION (ug/Kg)	MSD % REC	% RPD	QC LIMITS RPD	QC LIMITS REC	#
1,1,1-Trichloroethane	51.1	37.5	73	0	30	51-128	
1,1,2,2-Tetrachloroethane	51.1	5.1 U	0	NC	30	16-179	F
1,1,2-Trichloro-1,2,2-trichfluoroethane	51.1	36.0	70	9	30	50-147	
1,1-Dichloroethane	51.1	44.9	88	0	30	54-122	
1,1-Dichloroethene	51.1	62.9	123	4	30	49-157	
1,2,4-Trichlorobenzene	51.1	11.1	22	10	30	10-111	
1,2-Dibromo-3-Chloropropane	51.1	11.0	22	20	30	10-153	
1,2-Dibromoethane	51.1	41.3	81	3	30	45-127	
1,2-Dichlorobenzene	51.1	18.7	37	10	30	17-122	
1,2-Dichloroethane	51.1	45.3	89	2	30	49-123	
1,2-Dichloropropane	51.1	41.1	80	1	30	61-117	
1,3-Dichlorobenzene	51.1	16.9	33	12	30	16-126	
1,4-Dichlorobenzene	51.1	16.7	33	12	30	15-121	
2-Butanone	102	107	102	3	30	30-143	
2-Hexanone	102	108	105	2	30	37-147	
4-Methyl-2-pentanone	102	118	115	1	30	43-147	
Acetone	102	142	111	2	30	24-140	
Benzene	51.1	38.5	75	2	30	53-118	
Bromodichloromethane	51.1	31.0	61	1	30	35-132	
Bromoform	51.1	34.5	67	3	30	18-129	
Bromomethane	51.1	38.1	75	0	30	33-130	
Carbon disulfide	51.1	20.2	40	3	30	20-151	
Carbon tetrachloride	51.1	35.2	69	2	30	32-137	
Chlorobenzene	51.1	25.8	51	8	30	37-116	
Chloroethane	51.1	38.9	76	2	30	45-118	
Chloroform	51.1	41.8	82	1	30	53-119	
Chloromethane	51.1	41.4	81	2	30	34-117	
cis-1,2-Dichloroethene	51.1	41.8	82	1	30	50-119	
cis-1,3-Dichloropropene	51.1	38.1	74	3	30	27-133	
Dibromochloromethane	51.1	32.0	63	3	30	29-135	
Dichlorodifluoromethane	51.1	34.7	68	5	30	17-115	
Ethylbenzene	51.1	22.2	43	13	30	30-131	
Isopropylbenzene	51.1	18.6	36	14	30	21-134	
Methyl tert-butyl ether	51.1	50.7	99	1	30	51-157	
Methylene Chloride	51.1	41.0	80	1	30	54-115	
m-Xylene & p-Xylene	51.1	21.2	39	15	30	29-131	
o-Xylene	51.1	23.5	45	13	30	29-134	
Styrene	51.1	22.9	45	13	30	27-127	
Tetrachloroethene	51.1	24.1	47	9	30	31-135	
Toluene	51.1	28.5	55	6	30	39-129	
trans-1,2-Dichloroethene	51.1	41.5	81	0	30	50-123	

Column to be used to flag recovery and RPD values

FORM III 8260B

FORM III
GC/MS VOA MATRIX SPIKE DUPLICATE RECOVERY

Lab Name: TestAmerica Canton Job No.: 240-28372-1

SDG No.:

Matrix: Solid Level: Low Lab File ID: 144484.D

Lab ID: 240-28303-C-38-C MSD Client ID:

COMPOUND	SPIKE ADDED (ug/Kg)	MSD CONCENTRATION (ug/Kg)	MSD % REC	% RPD	QC LIMITS RPD	QC LIMITS REC	#
trans-1,3-Dichloropropene	51.1	41.7	82	2	30	28-137	
Trichloroethene	51.1	61.5	120	2	30	10-177	
Trichlorofluoromethane	51.1	40.6	79	2	30	36-142	
Vinyl chloride	51.1	42.2	83	4	30	42-117	
Xylenes, Total	102	44.7	42	14	30	30-131	

Column to be used to flag recovery and RPD values

FORM III 8260B

FORM V
GC/MS VOA INSTRUMENT PERFORMANCE CHECK
BROMOFLUOROBENZENE (BFB)

Lab Name: TestAmerica Canton Job No.: 240-28372-1

SDG No.:

Lab File ID: BFB14510.D BFB Injection Date: 09/05/2013

Instrument ID: A3UX14 BFB Injection Time: 12:01

Analysis Batch No.: 100252

M/E	ION ABUNDANCE CRITERIA	% RELATIVE ABUNDANCE	
50	15.0 - 40.0 % of mass 95	23.6	
75	30.0 - 60.0 % of mass 95	44.8	
95	Base Peak, 100% relative abundance	100.0	
96	5.0 - 9.0 % of mass 95	6.7	
173	Less than 2.0 % of mass 174	0.4	(0.5)1
174	50.0 - 120.00 % of mass 95	78.0	
175	5.0 - 9.0 % of mass 174	5.6	(7.2)1
176	95.0 - 101.0 % of mass 174	75.4	(96.7)1
177	5.0 - 9.0 % of mass 176	5.2	(6.8)2

1-Value is % mass 174 2-Value is % mass 176

THIS CHECK APPLIES TO THE FOLLOWING SAMPLES, MS, MSD, BLANKS AND STANDARDS:

CLIENT SAMPLE ID	LAB SAMPLE ID	LAB FILE ID	DATE ANALYZED	TIME ANALYZED
	CCVIS 240-100252/3	144492.D	09/05/2013	12:43
	CCV 240-100252/4	144493.D	09/05/2013	13:05
	LCS 240-100252/5	144494.D	09/05/2013	13:26
	MB 240-100252/6	144495.D	09/05/2013	13:48
	240-28538-B-2-B MS	144499.D	09/05/2013	15:13
	240-28538-B-2-C MSD	144500.D	09/05/2013	15:35
DR-SB-200-10-12	240-28372-2	144508.D	09/05/2013	18:29

FORM VII
GC/MS VOA CONTINUING CALIBRATION DATA

Lab Name: TestAmerica Canton Job No.: 240-28372-1

SDG No.:

Lab Sample ID: CCVIS 240-100252/3 Calibration Date: 09/05/2013 12:43

Instrument ID: A3UX14 Calib Start Date: 09/04/2013 11:41

GC Column: DB-624 ID: 0.18(mm) Calib End Date: 09/04/2013 14:32

Lab File ID: 144492.D Conc. Units: ng/uL Heated Purge: (Y/N) Y

ANALYTE	CURVE TYPE	AVE RRF	RRF	MIN RRF	CALC AMOUNT	SPIKE AMOUNT	%D	MAX %D
Dichlorodifluoromethane	Ave	0.3278	0.4034		1.00	0.0500	23.1	50.0
Chloromethane	Ave	0.5197	0.5773	0.1000	1.00	0.0500	11.1	50.0
Vinyl chloride	Ave	0.3472	0.3873		1.00	0.0500	11.6	20.0
Bromomethane	Ave	0.1044	0.1072		1.00	0.0500	2.7	50.0
Chloroethane	Ave	0.1284	0.1359		1.00	0.0500	5.8	50.0
Dichlorofluoromethane	Ave	0.3636	0.4044		2.00	0.0500	11.2	50.0
Trichlorofluoromethane	Ave	0.3633	0.4210		1.00	0.0500	15.9	50.0
Ethyl ether	Ave	0.2693	0.2630		2.00	0.0500	-2.4	50.0
Acrolein	Ave	0.0255	0.0209		20.0	0.250	-18.2	50.0
1,1-Dichloroethene	Ave	0.2470	0.2687		1.00	0.0500	8.8	20.0
1,1,2-Trichloro-1,2,2-trichfluoroethane	Ave	0.2238	0.2420		1.00	0.0500	8.1	50.0
Acetone	Lin1		0.0879		10.0	0.100	1.8	50.0
Iodomethane	Ave	0.4175	0.4445		1.00	0.0500	6.5	50.0
Carbon disulfide	Ave	0.7349	0.8072		1.00	0.0500	9.8	50.0
3-Chloro-1-propene	Ave	0.1530	0.1603		2.00	0.0500	4.8	50.0
Methyl acetate	Ave	0.2557	0.2503		10.0	0.250	-2.1	50.0
Methylene Chloride	Qua		0.3079		1.00	0.0500	-5.6	50.0
tert-Butyl alcohol	Ave	0.0229	0.0222		50.0	0.500	-3.3	50.0
Acrylonitrile	Ave	0.1197	0.1170		20.0	0.500	-2.2	50.0
trans-1,2-Dichloroethene	Ave	0.2890	0.3064		1.00	0.0500	6.0	50.0
Methyl tert-butyl ether	Ave	0.7050	0.7199		1.00	0.0500	2.1	50.0
Hexane	Ave	0.0834	0.0855		1.00	0.0500	2.5	20.0
1,1-Dichloroethane	Ave	0.5941	0.6208	0.1000	1.00	0.0500	4.5	50.0
Vinyl acetate	Ave	0.0303	0.0323		2.00	0.0480	6.8	50.0
2,2-Dichloropropane	Ave	0.2301	0.2319		1.00	0.0500	0.8	50.0
cis-1,2-Dichloroethene	Ave	0.3102	0.3220		1.00	0.0500	3.8	50.0
2-Butanone	Ave	0.1329	0.1257		10.0	0.100	-5.4	50.0
Bromochloromethane	Ave	0.1433	0.1449		1.00	0.0500	1.1	50.0
Tetrahydrofuran	Ave	0.0960	0.0916		5.00	0.100	-4.6	50.0
Chloroform	Ave	0.4690	0.4861		1.00	0.0500	3.6	20.0
1,1,1-Trichloroethane	Ave	0.4087	0.4150		1.00	0.0500	1.5	50.0
Cyclohexane	Ave	0.7631	0.7917		1.00	0.0500	3.8	50.0
1,1-Dichloropropene	Ave	0.3604	0.3930		1.00	0.0500	9.1	50.0
Carbon tetrachloride	Ave	0.3856	0.4264		1.00	0.0500	10.6	50.0
Isobutyl alcohol	Ave	0.0087	0.0088		50.0	1.25	0.9	50.0
Benzene	Ave	1.087	1.130		1.00	0.0500	4.0	50.0
1,2-Dichloroethane	Ave	0.4081	0.4169		1.00	0.0500	2.2	50.0
n-Heptane	Ave	0.0953	0.0919		1.00	0.0500	-3.5	50.0
Trichloroethene	Ave	0.3161	0.3359		1.00	0.0500	6.3	50.0
Methylcyclohexane	Ave	0.5218	0.5547		1.00	0.0500	6.3	50.0

FORM VII
GC/MS VOA CONTINUING CALIBRATION DATA

Lab Name: TestAmerica Canton Job No.: 240-28372-1

SDG No.:

Lab Sample ID: CCVIS 240-100252/3 Calibration Date: 09/05/2013 12:43

Instrument ID: A3UX14 Calib Start Date: 09/04/2013 11:41

GC Column: DB-624 ID: 0.18(mm) Calib End Date: 09/04/2013 14:32

Lab File ID: 144492.D Conc. Units: ng/uL Heated Purge: (Y/N) Y

ANALYTE	CURVE TYPE	AVE RRF	RRF	MIN RRF	CALC AMOUNT	SPIKE AMOUNT	%D	MAX %D
1,2-Dichloropropane	Ave	0.3074	0.3217		1.00	0.0500	4.6	20.0
Dibromomethane	Ave	0.1434	0.1425		1.00	0.0500	-0.7	50.0
1,4-Dioxane	Ave	0.0021	0.0019		50.0	1.00	-8.0	50.0
Bromodichloromethane	Ave	0.3051	0.3252		1.00	0.0500	6.6	50.0
2-Chloroethyl vinyl ether	Ave	0.1419	0.1413		10.0	0.100	-0.4	50.0
cis-1,3-Dichloropropene	Ave	0.3584	0.3896		1.00	0.0500	8.7	50.0
4-Methyl-2-pentanone	Ave	0.3946	0.3901		10.0	0.100	-1.1	50.0
Toluene	Ave	1.881	1.783		1.00	0.0500	-5.2	20.0
trans-1,3-Dichloropropene	Ave	0.4306	0.4401		1.00	0.0500	2.2	50.0
Ethyl methacrylate	Ave	0.3300	0.3368		1.00	0.0500	2.1	50.0
1,1,2-Trichloroethane	Ave	0.2878	0.2815		1.00	0.0500	-2.2	50.0
Tetrachloroethene	Ave	0.3616	0.3805		1.00	0.0500	5.2	50.0
1,3-Dichloropropane	Ave	0.4756	0.4846		1.00	0.0500	1.9	50.0
2-Hexanone	Ave	0.2351	0.2225		10.0	0.100	-5.4	50.0
Dibromochloromethane	Ave	0.3265	0.3317		1.00	0.0500	1.6	50.0
1,2-Dibromoethane	Ave	0.2656	0.2771		1.00	0.0500	4.3	50.0
Chlorobenzene	Ave	1.143	1.171	0.3000	1.00	0.0500	2.4	50.0
1,1,1,2-Tetrachloroethane	Ave	0.3824	0.4120		1.00	0.0500	7.7	50.0
Ethylbenzene	Ave	0.5814	0.6160		1.00	0.0500	6.0	20.0
m-Xylene & p-Xylene	Ave	0.7207	0.7482		2.00	0.0500	3.8	50.0
o-Xylene	Ave	0.6837	0.7438		1.00	0.0500	8.8	50.0
Styrene	Ave	1.004	1.099		1.00	0.0500	9.5	50.0
Bromoform	Ave	0.1747	0.1705	0.1000	1.00	0.0500	-2.4	50.0
Isopropylbenzene	Ave	1.835	2.037		1.00	0.0500	11.0	50.0
1,1,2,2-Tetrachloroethane	Ave	0.6251	0.6629	0.3000	1.00	0.0500	6.1	50.0
Bromobenzene	Ave	0.8731	0.8994		1.00	0.0500	3.0	50.0
1,2,3-Trichloropropane	Ave	0.2085	0.2107		1.00	0.0500	1.1	50.0
trans-1,4-Dichloro-2-butene	Ave	0.2517	0.2445		1.00	0.0500	-2.9	50.0
n-Propylbenzene	Ave	1.059	1.206		1.00	0.0500	13.8	50.0
2-Chlorotoluene	Ave	0.9053	0.999		1.00	0.0500	10.3	50.0
1,3,5-Trimethylbenzene	Ave	3.158	3.539		1.00	0.0500	12.0	50.0
4-Chlorotoluene	Ave	0.9105	0.9776		1.00	0.0500	7.4	50.0
tert-Butylbenzene	Ave	3.132	3.551		1.00	0.0500	13.4	50.0
1,2,4-Trimethylbenzene	Ave	3.256	3.593		1.00	0.0500	10.4	50.0
sec-Butylbenzene	Ave	4.000	4.599		1.00	0.0500	15.0	50.0
1,3-Dichlorobenzene	Ave	1.816	1.886		1.00	0.0500	3.8	50.0
p-Isopropyltoluene	Ave	3.640	4.175		0.0574	0.0500	14.7	50.0
1,4-Dichlorobenzene	Ave	1.840	1.838		1.00	0.0500	-0.0	50.0
n-Butylbenzene	Ave	3.162	3.603		1.00	0.0500	13.9	50.0
1,2-Dichlorobenzene	Ave	1.726	1.753		1.00	0.0500	1.6	50.0
1,2-Dibromo-3-Chloropropane	Ave	0.1287	0.1319		2.00	0.0500	2.5	50.0

FORM VII
GC/MS VOA CONTINUING CALIBRATION DATA

Lab Name: TestAmerica Canton Job No.: 240-28372-1

SDG No.:

Lab Sample ID: CCVIS 240-100252/3 Calibration Date: 09/05/2013 12:43

Instrument ID: A3UX14 Calib Start Date: 09/04/2013 11:41

GC Column: DB-624 ID: 0.18(mm) Calib End Date: 09/04/2013 14:32

Lab File ID: 144492.D Conc. Units: ng/uL Heated Purge: (Y/N) Y

ANALYTE	CURVE TYPE	AVE RRF	RRF	MIN RRF	CALC AMOUNT	SPIKE AMOUNT	%D	MAX %D
1,2,4-Trichlorobenzene	Ave	1.273	1.277		1.00	0.0500	0.3	50.0
Hexachlorobutadiene	Ave	0.6987	0.7580		1.00	0.0500	8.5	50.0
Naphthalene	Ave	2.814	2.684		1.00	0.0500	-4.6	50.0
1,2,3-Trichlorobenzene	Ave	1.139	1.138		1.00	0.0500	-0.0	50.0
Dibromofluoromethane (Surr)	Lin1		0.2516		0.0459	0.0500	-8.2	50.0
1,2-Dichloroethane-d4 (Surr)	Lin1		0.2854		0.0454	0.0500	-9.1	50.0
Toluene-d8 (Surr)	Lin1		1.406		0.0457	0.0500	-8.6	50.0
4-Bromofluorobenzene (Surr)	Lin1		0.996		0.0452	0.0500	-9.7	50.0

FORM VII
GC/MS VOA CONTINUING CALIBRATION DATA

Lab Name: TestAmerica Canton Job No.: 240-28372-1

SDG No.:

Lab Sample ID: CCV 240-100252/4 Calibration Date: 09/05/2013 13:05

Instrument ID: A3UX14 Calib Start Date: 07/10/2013 17:58

GC Column: DB-624 ID: 0.18(mm) Calib End Date: 07/10/2013 20:50

Lab File ID: 144493.D Conc. Units: ng/uL Heated Purge: (Y/N) Y

ANALYTE	CURVE TYPE	AVE RRF	RRF	MIN RRF	CALC AMOUNT	SPIKE AMOUNT	%D	MAX %D
Acetonitrile	Ave	0.0327	0.0350		20.0	0.500	7.1	50.0
2-Chloro-1,3-butadiene	Ave	0.5372	0.6874		2.00	0.0500	28.0	50.0
Diisopropyl ether	Ave	0.2472	0.2572		10.0	0.0500	4.0	50.0
Ethyl-t-butyl ether (ETBE)	Ave	0.9758	1.113		5.00	0.0500	14.0	50.0
Propionitrile	Ave	0.0372	0.0455		4.00	0.500	22.2	50.0
Ethyl acetate	Ave	0.2280	0.2460		4.00	0.100	7.9	50.0
Methacrylonitrile	Ave	0.1592	0.1962		0.616	0.500	23.3	50.0
Tert-amyl-methyl ether (TAME)	Ave	0.7175	0.7034		5.00	0.0500	-2.0	50.0
n-Butanol	Ave	0.0113	0.0118		50.0	1.25	4.7	50.0
Methyl methacrylate	Ave	0.1951	0.2350		2.00	0.100	20.4	50.0
2-Nitropropane	Lin1		0.0534		2.00	0.100	-4.2	50.0
Cyclohexanone	Lin1		0.0136		20.0	0.500	11.4	50.0
1,2,3-Trimethylbenzene	Ave	3.270	3.584		0.0548	0.0500	9.6	50.0
1,3,5-Trichlorobenzene	Ave	1.367	1.474		1.00	0.0500	7.8	50.0
2-Methylnaphthalene	Ave	2.040	1.841		5.00	0.100	-9.8	50.0

FORM VII
GC/MS VOA CONTINUING CALIBRATION DATA

Lab Name: TestAmerica Canton Job No.: 240-28372-1

SDG No.:

Lab Sample ID: CCV 240-100252/4 Calibration Date: 09/05/2013 13:05

Instrument ID: A3UX14 Calib Start Date: 09/04/2013 11:41

GC Column: DB-624 ID: 0.18(mm) Calib End Date: 09/04/2013 14:32

Lab File ID: 144493.D Conc. Units: ng/uL Heated Purge: (Y/N) Y

ANALYTE	CURVE TYPE	AVE RRF	RRF	MIN RRF	CALC AMOUNT	SPIKE AMOUNT	%D	MAX %D
Dibromofluoromethane (Surr)	Lin1		0.2737		0.0502	0.0500	0.3	50.0
1,2-Dichloroethane-d4 (Surr)	Lin1		0.3166		0.0507	0.0500	1.5	50.0
Toluene-d8 (Surr)	Lin1		1.533		0.0501	0.0500	0.2	50.0
4-Bromofluorobenzene (Surr)	Lin1		1.043		0.0474	0.0500	-5.1	50.0

FORM IV
GC/MS VOA METHOD BLANK SUMMARY

Lab Name: TestAmerica Canton Job No.: 240-28372-1

SDG No.:

Lab File ID: 144495.D Lab Sample ID: MB 240-100252/6

Matrix: Solid Heated Purge: (Y/N) Y

Instrument ID: A3UX14 Date Analyzed: 09/05/2013 13:48

GC Column: DB-624 ID: 0.18 (mm)

THIS METHOD BLANK APPLIES TO THE FOLLOWING SAMPLES:

CLIENT SAMPLE ID	LAB SAMPLE ID	LAB FILE ID	DATE ANALYZED
	LCS 240-100252/5	144494.D	09/05/2013 13:26
	240-28538-B-2-B MS	144499.D	09/05/2013 15:13
	240-28538-B-2-C MSD	144500.D	09/05/2013 15:35
DR-SB-200-10-12	240-28372-2	144508.D	09/05/2013 18:29

FORM I
GC/MS VOA ORGANICS ANALYSIS DATA SHEET

Lab Name: TestAmerica Canton | Job No.: 240-28372-1

SDG No.:

Client Sample ID: | Lab Sample ID: MB 240-100252/6

Matrix: Solid | Lab File ID: 144495.D

Analysis Method: 8260B | Date Collected:

Sample wt/vol: 5(g) | Date Analyzed: 09/05/2013 13:48

Soil Aliquot Vol: | Dilution Factor: 1

Soil Extract Vol.: | GC Column: DB-624 ID: 0.18(mm)

% Moisture: | Level: (low/med) Low

Analysis Batch No.: 100252 | Units: ug/Kg

CAS NO.	COMPOUND NAME	RESULT	Q	RL	MDL
630-20-6	1,1,1,2-Tetrachloroethane	5.0	U	5.0	0.62
71-55-6	1,1,1-Trichloroethane	5.0	U	5.0	0.56
79-34-5	1,1,2,2-Tetrachloroethane	5.0	U	5.0	0.34
76-13-1	1,1,2-Trichloro-1,2,2-trichfluoroeth ane	5.0	U	5.0	1.3
75-34-3	1,1-Dichloroethane	5.0	U	5.0	0.36
75-35-4	1,1-Dichloroethene	5.0	U	5.0	0.52
563-58-6	1,1-Dichloropropene	5.0	U	5.0	0.30
87-61-6	1,2,3-Trichlorobenzene	0.504	J	5.0	0.38
96-18-4	1,2,3-Trichloropropane	5.0	U	5.0	0.90
526-73-8	1,2,3-Trimethylbenzene	5.0	U	5.0	0.17
120-82-1	1,2,4-Trichlorobenzene	0.454	J	5.0	0.27
95-63-6	1,2,4-Trimethylbenzene	5.0	U	5.0	0.65
96-12-8	1,2-Dibromo-3-Chloropropane	10	U	10	1.3
106-93-4	1,2-Dibromoethane	5.0	U	5.0	0.50
95-50-1	1,2-Dichlorobenzene	5.0	U	5.0	0.36
107-06-2	1,2-Dichloroethane	5.0	U	5.0	0.34
78-87-5	1,2-Dichloropropane	5.0	U	5.0	0.69
541-73-1	1,3-Dichlorobenzene	5.0	U	5.0	0.35
142-28-9	1,3-Dichloropropane	5.0	U	5.0	0.34
106-46-7	1,4-Dichlorobenzene	5.0	U	5.0	0.66
594-20-7	2,2-Dichloropropane	5.0	U	5.0	0.94
78-93-3	2-Butanone	20	U	20	1.4
110-75-8	2-Chloroethyl vinyl ether	50	U	50	1.4
95-49-8	2-Chlorotoluene	5.0	U	5.0	0.40
591-78-6	2-Hexanone	20	U	20	0.63
106-43-4	4-Chlorotoluene	5.0	U	5.0	0.41
108-10-1	4-Methyl-2-pentanone	20	U	20	0.54
67-64-1	Acetone	20	U	20	6.3
71-43-2	Benzene	5.0	U	5.0	0.23
108-86-1	Bromobenzene	5.0	U	5.0	0.33
74-97-5	Bromochloromethane	5.0	U	5.0	0.71
75-27-4	Bromodichloromethane	5.0	U	5.0	0.28
75-25-2	Bromoform	5.0	U	5.0	0.33
74-83-9	Bromomethane	5.0	U	5.0	0.54
75-15-0	Carbon disulfide	5.0	U	5.0	0.44

FORM I
GC/MS VOA ORGANICS ANALYSIS DATA SHEET

Lab Name: TestAmerica Canton | Job No.: 240-28372-1

SDG No.:

Client Sample ID: | Lab Sample ID: MB 240-100252/6

Matrix: Solid | Lab File ID: 144495.D

Analysis Method: 8260B | Date Collected:

Sample wt/vol: 5(g) | Date Analyzed: 09/05/2013 13:48

Soil Aliquot Vol: | Dilution Factor: 1

Soil Extract Vol.: | GC Column: DB-624 ID: 0.18(mm)

% Moisture: | Level: (low/med) Low

Analysis Batch No.: 100252 | Units: ug/Kg

CAS NO.	COMPOUND NAME	RESULT	Q	RL	MDL
56-23-5	Carbon tetrachloride	5.0	U	5.0	0.37
108-90-7	Chlorobenzene	5.0	U	5.0	0.33
75-00-3	Chloroethane	5.0	U	5.0	0.86
67-66-3	Chloroform	5.0	U	5.0	0.29
74-87-3	Chloromethane	5.0	U	5.0	0.41
156-59-2	cis-1,2-Dichloroethene	5.0	U	5.0	0.36
10061-01-5	cis-1,3-Dichloropropene	5.0	U	5.0	0.34
124-48-1	Dibromochloromethane	5.0	U	5.0	0.55
74-95-3	Dibromomethane	5.0	U	5.0	0.63
75-71-8	Dichlorodifluoromethane	5.0	U	5.0	0.50
108-20-3	Diisopropyl ether	10	U	10	1.5
100-41-4	Ethylbenzene	5.0	U	5.0	0.26
637-92-3	Ethyl-t-butyl ether (ETBE)	5.0	U	5.0	0.22
87-68-3	Hexachlorobutadiene	5.0	U	5.0	1.2
98-82-8	Isopropylbenzene	5.0	U	5.0	0.16
1634-04-4	Methyl tert-butyl ether	5.0	U	5.0	0.43
75-09-2	Methylene Chloride	5.0	U	5.0	0.67
179601-23-1	m-Xylene & p-Xylene	10	U	10	1.2
91-20-3	Naphthalene	0.709	J	5.0	0.19
104-51-8	n-Butylbenzene	5.0	U	5.0	0.23
103-65-1	n-Propylbenzene	5.0	U	5.0	0.40
95-47-6	o-Xylene	5.0	U	5.0	0.35
99-87-6	p-Isopropyltoluene	5.0	U	5.0	0.21
135-98-8	sec-Butylbenzene	5.0	U	5.0	0.18
100-42-5	Styrene	5.0	U	5.0	0.15
994-05-8	Tert-amyl-methyl ether (TAME)	5.0	U	5.0	0.37
75-65-0	tert-Butyl alcohol	200	U	200	7.6
98-06-6	tert-Butylbenzene	5.0	U	5.0	0.29
127-18-4	Tetrachloroethene	5.0	U	5.0	0.52
108-88-3	Toluene	5.0	U	5.0	0.27
156-60-5	trans-1,2-Dichloroethene	5.0	U	5.0	0.41
10061-02-6	trans-1,3-Dichloropropene	5.0	U	5.0	0.54
79-01-6	Trichloroethene	5.0	U	5.0	0.42
75-69-4	Trichlorofluoromethane	5.0	U	5.0	0.34
108-05-4	Vinyl acetate	10	U	10	0.25
75-01-4	Vinyl chloride	5.0	U	5.0	0.39

FORM I
GC/MS VOA ORGANICS ANALYSIS DATA SHEET

Lab Name: TestAmerica Canton Job No.: 240-28372-1

SDG No.:

Client Sample ID: Lab Sample ID: MB 240-100252/6

Matrix: Solid Lab File ID: 144495.D

Analysis Method: 8260B Date Collected:

Sample wt/vol: 5(g) Date Analyzed: 09/05/2013 13:48

Soil Aliquot Vol: Dilution Factor: 1

Soil Extract Vol.: GC Column: DB-624 ID: 0.18(mm)

% Moisture: Level: (low/med) Low

Analysis Batch No.: 100252 Units: ug/Kg

CAS NO.	COMPOUND NAME	RESULT	Q	RL	MDL
1330-20-7	Xylenes, Total	10	U	10	0.35

CAS NO.	SURROGATE	%REC	Q	LIMITS
17060-07-0	1,2-Dichloroethane-d4 (Surr)	101		58-123
460-00-4	4-Bromofluorobenzene (Surr)	87		52-136
1868-53-7	Dibromofluoromethane (Surr)	95		37-132
2037-26-5	Toluene-d8 (Surr)	96		67-125

FORM III
GC/MS VOA LAB CONTROL SAMPLE RECOVERY

Lab Name: TestAmerica Canton Job No.: 240-28372-1

SDG No.:

Matrix: Solid Level: Low Lab File ID: 144494.D

Lab ID: LCS 240-100252/5 Client ID:

COMPOUND	SPIKE ADDED (ug/Kg)	LCS CONCENTRATION (ug/Kg)	LCS % REC	QC LIMITS REC	#
1,1,1,2-Tetrachloroethane	50.0	50.7	101	81-119	
1,1,1-Trichloroethane	50.0	47.0	94	77-126	
1,1,2,2-Tetrachloroethane	50.0	49.6	99	77-123	
1,1,2-Trichloro-1,2,2-trichfluoroethane	50.0	46.3	93	82-138	
1,1-Dichloroethane	50.0	47.9	96	76-115	
1,1-Dichloroethene	50.0	46.7	93	75-135	
1,1-Dichloropropene	50.0	51.4	103	80-120	
1,2,3-Trichlorobenzene	50.0	47.6	95	61-121	
1,2,3-Trichloropropane	50.0	48.1	96	84-126	
1,2,4-Trichlorobenzene	50.0	48.7	97	64-124	
1,2,4-Trimethylbenzene	50.0	50.9	102	80-129	
1,2-Dibromo-3-Chloropropane	50.0	50.0	100	61-132	
1,2-Dibromoethane	50.0	48.6	97	83-117	
1,2-Dichlorobenzene	50.0	48.8	98	76-110	
1,2-Dichloroethane	50.0	46.1	92	72-120	
1,2-Dichloropropane	50.0	48.1	96	87-113	
1,3-Dichlorobenzene	50.0	48.7	97	78-111	
1,3-Dichloropropane	50.0	46.9	94	82-118	
1,4-Dichlorobenzene	50.0	48.1	96	75-110	
2,2-Dichloropropane	50.0	46.1	92	69-135	
2-Butanone	100	89.3	89	52-131	
2-Chloroethyl vinyl ether	100	89.7	90	28-173	
2-Chlorotoluene	50.0	51.4	103	78-119	
2-Hexanone	100	92.0	92	64-136	
4-Chlorotoluene	50.0	50.5	101	79-118	
4-Methyl-2-pentanone	100	97.2	97	67-135	
Acetone	100	86.7	87	41-137	
Benzene	50.0	47.0	94	79-112	
Bromobenzene	50.0	49.0	98	81-115	
Bromochloromethane	50.0	46.2	92	79-111	
Bromodichloromethane	50.0	47.7	95	84-122	
Bromoform	50.0	47.2	94	62-133	
Bromomethane	50.0	40.5	81	42-136	
Carbon disulfide	50.0	46.7	93	62-146	
Carbon tetrachloride	50.0	49.6	99	71-129	
Chlorobenzene	50.0	48.1	96	78-110	
Chloroethane	50.0	40.7	81	58-117	
Chloroform	50.0	46.8	94	77-114	
Chloromethane	50.0	39.0	78	50-110	
cis-1,2-Dichloroethene	50.0	46.0	92	76-113	
cis-1,3-Dichloropropene	50.0	50.0	100	74-128	

Column to be used to flag recovery and RPD values

FORM III 8260B

FORM III
GC/MS VOA LAB CONTROL SAMPLE RECOVERY

Lab Name: TestAmerica Canton Job No.: 240-28372-1

SDG No.:

Matrix: Solid Level: Low Lab File ID: 144494.D

Lab ID: LCS 240-100252/5 Client ID:

COMPOUND	SPIKE ADDED (ug/Kg)	LCS CONCENTRATION (ug/Kg)	LCS % REC	QC LIMITS REC	#
Dibromochloromethane	50.0	49.1	98	72-127	
Dibromomethane	50.0	45.0	90	85-120	
Dichlorodifluoromethane	50.0	31.7	63	26-113	
Ethylbenzene	50.0	48.5	97	79-117	
Hexachlorobutadiene	50.0	51.5	103	54-131	
Isopropylbenzene	50.0	52.4	105	76-122	
Methyl tert-butyl ether	50.0	45.8	92	49-165	
Methylene Chloride	50.0	37.6	75	75-118	
m-Xylene & p-Xylene	50.0	49.2	98	80-117	
Naphthalene	50.0	46.7	93	65-123	
n-Butylbenzene	50.0	52.5	105	68-135	
n-Propylbenzene	50.0	53.5	107	81-129	
o-Xylene	50.0	50.8	102	80-120	
p-Isopropyltoluene	50.0	53.6	107	77-131	
sec-Butylbenzene	50.0	54.3	109	74-129	
Styrene	50.0	50.9	102	87-117	
tert-Butyl alcohol	500	435	87	60-125	
tert-Butylbenzene	50.0	50.4	101	76-126	
Tetrachloroethene	50.0	49.7	99	79-114	
Toluene	50.0	44.4	89	75-111	
trans-1,2-Dichloroethene	50.0	47.4	95	78-117	
trans-1,3-Dichloropropene	50.0	52.9	106	73-131	
Trichloroethene	50.0	48.4	97	79-113	
Trichlorofluoromethane	50.0	46.5	93	57-146	
Vinyl acetate	80.0	88.4	111	70-130	
Vinyl chloride	50.0	40.9	82	57-114	
Xylenes, Total	100	100	100	80-118	

Column to be used to flag recovery and RPD values

FORM III 8260B

FORM III
GC/MS VOA MATRIX SPIKE RECOVERY

Lab Name: TestAmerica Canton Job No.: 240-28372-1

SDG No.:

Matrix: Solid Level: Low Lab File ID: 144499.D

Lab ID: 240-28538-B-2-B MS Client ID:

COMPOUND	SPIKE ADDED (ug/Kg)	SAMPLE CONCENTRATION (ug/Kg)	MS CONCENTRATION (ug/Kg)	MS % REC	QC LIMITS REC	#
1,1-Dichloroethene	56.9	5.7 U	53.5	94	49-157	
1,2-Dichloroethane	56.9	5.7 U	54.9	96	49-123	
2-Butanone	114	6.0 J	123	103	30-143	
Benzene	56.9	5.7 U	53.2	94	53-118	
Carbon tetrachloride	56.9	5.7 U	56.0	98	32-137	
Chlorobenzene	56.9	5.7 U	52.7	93	37-116	
Chloroform	56.9	5.7 U	54.3	96	53-119	
Ethylbenzene	56.9	5.7 U	52.1	92	30-131	
Methyl tert-butyl ether	56.9	5.7 U	55.9	98	51-157	
m-Xylene & p-Xylene	56.9	11 U	51.7	91	29-131	
o-Xylene	56.9	5.7 U	55.3	97	29-134	
Tetrachloroethene	56.9	1.0 J	56.0	97	31-135	
Toluene	56.9	5.7 U	49.7	87	39-129	
Trichloroethene	56.9	4.7 J	59.9	97	10-177	
Vinyl chloride	56.9	5.7 U	47.5	83	42-117	
Xylenes, Total	114	11 U	107	94	30-131	

Column to be used to flag recovery and RPD values

FORM III 8260B

FORM III
GC/MS VOA MATRIX SPIKE DUPLICATE RECOVERY

Lab Name: TestAmerica Canton Job No.: 240-28372-1

SDG No.:

Matrix: Solid Level: Low Lab File ID: 144500.D

Lab ID: 240-28538-B-2-C MSD Client ID:

COMPOUND	SPIKE ADDED (ug/Kg)	MSD CONCENTRATION (ug/Kg)	MSD % REC	% RPD	QC LIMITS RPD	QC LIMITS REC	#
1,1-Dichloroethene	55.7	50.0	90	7	30	49-157	
1,2-Dichloroethane	55.7	52.7	95	4	30	49-123	
2-Butanone	111	123	105	0	30	30-143	
Benzene	55.7	50.6	91	5	30	53-118	
Carbon tetrachloride	55.7	53.2	96	5	30	32-137	
Chlorobenzene	55.7	46.3	83	13	30	37-116	
Chloroform	55.7	51.3	92	6	30	53-119	
Ethylbenzene	55.7	46.7	84	11	30	30-131	
Methyl tert-butyl ether	55.7	53.7	97	4	30	51-157	
m-Xylene & p-Xylene	55.7	45.1	81	14	30	29-131	
o-Xylene	55.7	48.5	87	13	30	29-134	
Tetrachloroethene	55.7	50.0	88	11	30	31-135	
Toluene	55.7	45.0	81	10	30	39-129	
Trichloroethene	55.7	55.4	91	8	30	10-177	
Vinyl chloride	55.7	44.6	80	6	30	42-117	
Xylenes, Total	111	93.6	84	13	30	30-131	

Column to be used to flag recovery and RPD values

FORM III 8260B

FORM II
GC/MS SEMI VOA SURROGATE RECOVERY

Lab Name: TestAmerica Canton Job No.: 240-28372-1

SDG No.:

Matrix: Solid Level: Low

GC Column (1): RXI-5SILMS ID: 0.45 (mm)

Client Sample ID	Lab Sample ID	2FP #	PHL #	NBZ #	FBP #	TBP #	TPH #
DR-SB-200-04-06	240-28372-1	60	59	56	59	70	85
DR-SB-200-10-12	240-28372-2	59	58	53	56	56	85
DR-SB-201-02-04	240-28372-3	65	63	59	60	52	86
DR-SB-201-08-10	240-28372-4	63	80	83	87	16	114 X
DR-SB-203-02-04	240-28372-5	77	74	72	72	66	101
DR-SB-203-10-12	240-28372-6	60	59	56	59	40	82
	MB 240-100222/23-A	56	54	51	53	38	80
	LCS 240-100222/24-A	65	62	61	61	67	88

	QC LIMITS
2FP = 2-Fluorophenol (Surr)	24-110
PHL = Phenol-d5 (Surr)	26-110
NBZ = Nitrobenzene-d5 (Surr)	20-110
FBP = 2-Fluorobiphenyl (Surr)	24-110
TBP = 2,4,6-Tribromophenol (Surr)	10-110
TPH = Terphenyl-d14 (Surr)	36-110

Column to be used to flag recovery values

FORM II 8270D

FORM VIII
GC/MS SEMI VOA INTERNAL STANDARD AREA AND RETENTION TIME SUMMARY

Lab Name: TestAmerica Canton Job No.: 240-28372-1

SDG No.:

Sample No.: STD6 240-100302/10 Date Analyzed: 09/05/2013 19:11

Instrument ID: A4HP7 GC Column: RXI-5SILMS ID: 0.45(mm)

Lab File ID (Standard): 30905010.D Heated Purge: (Y/N) N

Calibration ID: 17254

		DCB		NPT		ANT	
		AREA #	RT #	AREA #	RT #	AREA #	RT #
INITIAL CALIBRATION MID-POINT		292234	6.22	1223720	7.33	745016	8.83
UPPER LIMIT		584468	6.72	2447440	7.83	1490032	9.33
LOWER LIMIT		146117	5.72	611860	6.83	372508	8.33
LAB SAMPLE ID	CLIENT SAMPLE ID						
ICV 240-100302/11		249818	6.22	1038836	7.33	612033	8.84
CCVIS 240-100796/2		264880	6.20	1046874	7.34	618269	8.85
CCV 240-100975/2 CCVIS		229172	6.18	926376	7.32	552272	8.83

DCB = 1,4-Dichlorobenzene-d4
NPT = Naphthalene-d8
ANT = Acenaphthene-d10

Area Limit = 50%-200% of internal standard area
RT Limit = ± 0.5 minutes of internal standard RT

Column used to flag values outside QC limits

FORM VIII 8270D

FORM VIII
GC/MS SEMI VOA INTERNAL STANDARD AREA AND RETENTION TIME SUMMARY

Lab Name: TestAmerica Canton Job No.: 240-28372-1

SDG No.:

Sample No.: STD6 240-100302/10 Date Analyzed: 09/05/2013 19:11

Instrument ID: A4HP7 GC Column: RXI-5SILMS ID: 0.45(mm)

Lab File ID (Standard): 30905010.D Heated Purge: (Y/N) N

Calibration ID: 17254

		PHN		CRY		PRY	
		AREA #	RT #	AREA #	RT #	AREA #	RT #
INITIAL CALIBRATION MID-POINT		1260524	10.10	1443215	12.82	1266035	15.02
UPPER LIMIT		2521048	10.60	2886430	13.32	2532070	15.52
LOWER LIMIT		630262	9.60	721608	12.32	633018	14.52
LAB SAMPLE ID	CLIENT SAMPLE ID						
ICV 240-100302/11		1017520	10.10	1185617	12.82	1033040	15.01
CCVIS 240-100796/2		1057238	10.12	1230848	12.85	1070856	15.05
CCV 240-100975/2 CCVIS		956889	10.08	1089600	12.77	959275	14.95

PHN = Phenanthrene-d10
CRY = Chrysene-d12
PRY = Perylene-d12

Area Limit = 50%-200% of internal standard area
RT Limit = ± 0.5 minutes of internal standard RT

Column used to flag values outside QC limits

FORM VIII 8270D

FORM VIII
GC/MS SEMI VOA INTERNAL STANDARD AREA AND RETENTION TIME SUMMARY

Lab Name: TestAmerica Canton Job No.: 240-28372-1

SDG No.:

Sample No.: CCVIS 240-100796/2 Date Analyzed: 09/10/2013 09:59

Instrument ID: A4HP7 GC Column: RXI-5SILMS ID: 0.45(mm)

Lab File ID (Standard): 30910002.D Heated Purge: (Y/N) N

Calibration ID: 17262

		DCB		NPT		ANT	
		AREA #	RT #	AREA #	RT #	AREA #	RT #
12/24 HOUR STD		264880	6.20	1046874	7.34	618269	8.85
UPPER LIMIT		529760	6.70	2093748	7.84	1236538	9.35
LOWER LIMIT		132440	5.70	523437	6.84	309135	8.35
LAB SAMPLE ID	CLIENT SAMPLE ID						
CCV 240-100796/3		207171	6.20	856651	7.33	514725	8.85
MB 240-100222/23-A		208898	6.20	840338	7.34	512889	8.85
LCS 240-100222/24-A		218966	6.20	889739	7.34	548112	8.85
240-28372-6	DR-SB-203-10-12	194852	6.21	792440	7.34	484192	8.85
240-28372-2	DR-SB-200-10-12	208759	6.21	848652	7.34	516973	8.85
240-28372-3	DR-SB-201-02-04	192800	6.21	796224	7.34	489468	8.85
240-28372-5	DR-SB-203-02-04	211789	6.21	867464	7.34	538122	8.85
240-28372-1	DR-SB-200-04-06	230760	6.21	924382	7.34	585522	8.85

DCB = 1,4-Dichlorobenzene-d4
DCB = 1,4-Dichlorobenzene-d4
NPT = Naphthalene-d8
ANT = Acenaphthene-d10
Area Limit = 50%-200% of internal standard area
RT Limit = ± 0.5 minutes of internal standard RT

Column used to flag values outside QC limits

FORM VIII 8270D

FORM VIII
GC/MS SEMI VOA INTERNAL STANDARD AREA AND RETENTION TIME SUMMARY

Lab Name: TestAmerica Canton Job No.: 240-28372-1

SDG No.:

Sample No.: CCVIS 240-100796/2 Date Analyzed: 09/10/2013 09:59

Instrument ID: A4HP7 GC Column: RXI-5SILMS ID: 0.45(mm)

Lab File ID (Standard): 30910002.D Heated Purge: (Y/N) N

Calibration ID: 17262

		PHN		CRY		PRY	
		AREA #	RT #	AREA #	RT #	AREA #	RT #
12/24 HOUR STD		1057238	10.12	1230848	12.85	1070856	15.05
UPPER LIMIT		2114476	10.62	2461696	13.35	2141712	15.55
LOWER LIMIT		528619	9.62	615424	12.35	535428	14.55
LAB SAMPLE ID	CLIENT SAMPLE ID						
CCV 240-100796/3		900593	10.12	940800	12.85	843146	15.05
MB 240-100222/23-A		878114	10.12	935939	12.85	814304	15.05
LCS 240-100222/24-A		952772	10.12	1059779	12.85	921037	15.05
240-28372-6	DR-SB-203-10-12	842455	10.12	921153	12.85	810891	15.05
240-28372-2	DR-SB-200-10-12	890520	10.12	957724	12.85	844059	15.05
240-28372-3	DR-SB-201-02-04	848426	10.12	941661	12.85	804026	15.05
240-28372-5	DR-SB-203-02-04	941673	10.12	1018895	12.85	906656	15.05
240-28372-1	DR-SB-200-04-06	1030099	10.12	1186275	12.85	1085540	15.05

PHN = Phenanthrene-d10
CRY = Chrysene-d12
PRY = Perylene-d12

Area Limit = 50%-200% of internal standard area
RT Limit = ± 0.5 minutes of internal standard RT

Column used to flag values outside QC limits

FORM VIII 8270D

FORM VIII

GC/MS SEMI VOA INTERNAL STANDARD AREA AND RETENTION TIME SUMMARY

Lab Name: TestAmerica Canton Job No.: 240-28372-1

SDG No.:

Sample No.: CCV 240-100975/2 Date Analyzed: 09/11/2013 09:24

Instrument ID: A4HP7 GC Column: RXI-5SILMS ID: 0.45(mm)

Lab File ID (Standard): 30911002.D Heated Purge: (Y/N) N

Calibration ID: 17262

		DCB		NPT		ANT	
		AREA #	RT #	AREA #	RT #	AREA #	RT #
12/24 HOUR STD		229172	6.18	926376	7.32	552272	8.83
UPPER LIMIT		458344	6.68	1852752	7.82	1104544	9.33
LOWER LIMIT		114586	5.68	463188	6.82	276136	8.33
LAB SAMPLE ID	CLIENT SAMPLE ID						
240-28372-4	DR-SB-201-08-10	154426	6.18	625703	7.31	384159	8.82

DCB = 1,4-Dichlorobenzene-d4

DCB = 1,4-Dichlorobenzene-d4

NPT = Naphthalene-d8

NPT = Naphthalene-d8

Area Limit = 50%-200% of internal standard area

ANT = Acenaphthene-d10

RT Limit = ± 0.5 minutes of internal standard RT

ANT = Acenaphthene-d10

Column used to flag values outside QC limits

FORM VIII 8270D

FORM VIII
GC/MS SEMI VOA INTERNAL STANDARD AREA AND RETENTION TIME SUMMARY

Lab Name: TestAmerica Canton Job No.: 240-28372-1

SDG No.:

Sample No.: CCV 240-100975/2 Date Analyzed: 09/11/2013 09:24

Instrument ID: A4HP7 GC Column: RXI-5SILMS ID: 0.45(mm)

Lab File ID (Standard): 30911002.D Heated Purge: (Y/N) N

Calibration ID: 17262

		PHN		CRY		PRY	
		AREA #	RT #	AREA #	RT #	AREA #	RT #
12/24 HOUR STD		956889	10.08	1089600	12.77	959275	14.95
UPPER LIMIT		1913778	10.58	2179200	13.27	1918550	15.45
LOWER LIMIT		478445	9.58	544800	12.27	479638	14.45
LAB SAMPLE ID	CLIENT SAMPLE ID						
240-28372-4	DR-SB-201-08-10	650400	10.08	737032	12.76	736496	14.94

PHN = Phenanthrene-d10
PHN = Phenanthrene-d10
CRY = Chrysene-d12
CRY = Chrysene-d12
Area Limit = 50%-200% of internal standard area
PRY = Perylene-d12
RT Limit = ± 0.5 minutes of internal standard RT
PRY = Perylene-d12

Column used to flag values outside QC limits

FORM VIII 8270D

FORM IV
GC/MS SEMI VOA METHOD BLANK SUMMARY

Lab Name: TestAmerica Canton Job No.: 240-28372-1

SDG No.:

Lab File ID: 30910006.D Lab Sample ID: MB 240-100222/23-A

Matrix: Solid Date Extracted: 09/05/2013 10:25

Instrument ID: A4HP7 Date Analyzed: 09/10/2013 11:38

Level:(Low/Med) Low

THIS METHOD BLANK APPLIES TO THE FOLLOWING SAMPLES:

CLIENT SAMPLE ID	LAB SAMPLE ID	LAB FILE ID	DATE ANALYZED
	LCS 240-100222/24-A	30910007.D	09/10/2013 12:03
DR-SB-203-10-12	240-28372-6	30910021.D	09/10/2013 17:58
DR-SB-200-10-12	240-28372-2	30910022.D	09/10/2013 18:24
DR-SB-201-02-04	240-28372-3	30910024.D	09/10/2013 19:15
DR-SB-203-02-04	240-28372-5	30910026.D	09/10/2013 20:06
DR-SB-200-04-06	240-28372-1	30910027.D	09/10/2013 20:31
DR-SB-201-08-10	240-28372-4	30911008.D	09/11/2013 11:55

GC/MS SEMI VOA BATCH WORKSHEET

Lab Name: TestAmerica Canton Job No.: 240-28372-1

SDG No.:

Batch Number: 100222 Batch Start Date: 09/05/13 13:20 Batch Analyst: Coast, Chris

Batch Method: 3540C Batch End Date: 09/06/13 05:20

Lab Sample ID	Client Sample ID	Method Chain	Basis	InitialAmount	FinalAmount	EXBNASPIKE 00004	EXBNASURR W 00002		
240-28372-F-1	DR-SB-200-04-06	3540C, 8270D	T	29.76 g	2.0 mL		1 mL		
240-28372-F-2	DR-SB-200-10-12	3540C, 8270D	T	29.96 g	2.0 mL		1 mL		
240-28372-F-3	DR-SB-201-02-04	3540C, 8270D	T	30.15 g	2.0 mL		1 mL		
240-28372-F-4	DR-SB-201-08-10	3540C, 8270D	T	29.64 g	2.0 mL		1 mL		
240-28372-F-5	DR-SB-203-02-04	3540C, 8270D	T	30.36 g	2.0 mL		1 mL		
240-28372-F-6	DR-SB-203-10-12	3540C, 8270D	T	29.79 g	2.0 mL		1 mL		
MB 240-100222/23		3540C, 8270D		30.0 g	2.0 mL		1 mL		
LCS 240-100222/24		3540C, 8270D		30.0 g	2.0 mL	1 mL	1 mL		

Batch Notes	
Balance ID	b037
Na2SO4 Lot Number	963863
Prep Solvent Lot #	1141946

Basis	Basis Description
T	Total/NA

The pound sign (#) in the amount added field denotes that the reagent was used undiluted. All calculations are performed using the stated concentration for this reagent.

FORM I
GC/MS SEMI VOA ORGANICS ANALYSIS DATA SHEET

Lab Name: TestAmerica Canton | Job No.: 240-28372-1

SDG No.:

Client Sample ID: | Lab Sample ID: MB 240-100222/23-A

Matrix: Solid | Lab File ID: 30910006.D

Analysis Method: 8270D | Date Collected:

Extract. Method: 3540C | Date Extracted: 09/05/2013 10:25

Sample wt/vol: 30.0(g) | Date Analyzed: 09/10/2013 11:38

Con. Extract Vol.: 2.0(mL) | Dilution Factor: 1

Injection Volume: 1(uL) | Level: (low/med) Low

% Moisture: | GPC Cleanup:(Y/N) N

Analysis Batch No.: 100796 | Units: ug/Kg

CAS NO.	COMPOUND NAME	RESULT	Q	RL	MDL
92-52-4	1,1'-Biphenyl	50	U	50	3.5
88-06-2	2,4,6-Trichlorophenol	150	U	150	8.9
95-95-4	2,4,5-Trichlorophenol	150	U	150	25
120-83-2	2,4-Dichlorophenol	150	U	150	20
105-67-9	2,4-Dimethylphenol	150	U	150	20
51-28-5	2,4-Dinitrophenol	330	U	330	21
121-14-2	2,4-Dinitrotoluene	200	U	200	17
91-58-7	2-Chloronaphthalene	50	U	50	0.45
95-57-8	2-Chlorophenol	50	U	50	8.2
91-57-6	2-Methylnaphthalene	6.7	U	6.7	0.50
95-48-7	2-Methylphenol	200	U	200	11
88-74-4	2-Nitroaniline	200	U	200	9.1
88-75-5	2-Nitrophenol	50	U	50	8.3
15831-10-4	3 & 4 Methylphenol	400	U	400	20
91-94-1	3,3'-Dichlorobenzidine	100	U	100	18
99-09-2	3-Nitroaniline	200	U	200	16
534-52-1	4,6-Dinitro-2-methylphenol	150	U	150	9.2
101-55-3	4-Bromophenyl phenyl ether	50	U	50	13
59-50-7	4-Chloro-3-methylphenol	150	U	150	21
106-47-8	4-Chloroaniline	150	U	150	17
7005-72-3	4-Chlorophenyl phenyl ether	50	U	50	13
100-01-6	4-Nitroaniline	200	U	200	26
83-32-9	Acenaphthene	6.7	U	6.7	0.76
208-96-8	Acenaphthylene	6.7	U	6.7	0.35
98-86-2	Acetophenone	100	U	100	9.2
120-12-7	Anthracene	6.7	U	6.7	0.78
1912-24-9	Atrazine	200	U	200	9.1
100-52-7	Benzaldehyde	100	U	100	12
56-55-3	Benzo[a]anthracene	6.7	U	6.7	0.63
50-32-8	Benzo[a]pyrene	6.7	U	6.7	0.64
205-99-2	Benzo[b]fluoranthene	6.7	U	6.7	0.59
191-24-2	Benzo[g,h,i]perylene	6.7	U	6.7	0.35
207-08-9	Benzo[k]fluoranthene	6.7	U	6.7	0.68
111-91-1	Bis(2-chloroethoxy)methane	100	U	100	22

FORM I
GC/MS SEMI VOA ORGANICS ANALYSIS DATA SHEET

Lab Name: TestAmerica Canton | Job No.: 240-28372-1

SDG No.:

Client Sample ID: | Lab Sample ID: MB 240-100222/23-A

Matrix: Solid | Lab File ID: 30910006.D

Analysis Method: 8270D | Date Collected:

Extract. Method: 3540C | Date Extracted: 09/05/2013 10:25

Sample wt/vol: 30.0(g) | Date Analyzed: 09/10/2013 11:38

Con. Extract Vol.: 2.0(mL) | Dilution Factor: 1

Injection Volume: 1(uL) | Level: (low/med) Low

% Moisture: | GPC Cleanup:(Y/N) N

Analysis Batch No.: 100796 | Units: ug/Kg

CAS NO.	COMPOUND NAME	RESULT	Q	RL	MDL
111-44-4	Bis(2-chloroethyl)ether	100	U	100	2.0
117-81-7	Bis(2-ethylhexyl) phthalate	70	U	70	19
85-68-7	Butyl benzyl phthalate	70	U	70	10
105-60-2	Caprolactam	330	U	330	37
86-74-8	Carbazole	50	U	50	27
218-01-9	Chrysene	6.7	U	6.7	1.1
84-74-2	Di-n-butyl phthalate	70	U	70	15
117-84-0	Di-n-octyl phthalate	70	U	70	7.9
53-70-3	Dibenzo(a,h)anthracene	6.7	U	6.7	0.66
132-64-9	Dibenzofuran	50	U	50	0.66
84-66-2	Diethyl phthalate	70	U	70	16
131-11-3	Dimethyl phthalate	70	U	70	17
206-44-0	Fluoranthene	6.7	U	6.7	0.55
86-73-7	Fluorene	6.7	U	6.7	0.53
118-74-1	Hexachlorobenzene	6.7	U	6.7	2.1
87-68-3	Hexachlorobutadiene	50	U	50	5.6
77-47-4	Hexachlorocyclopentadiene	330	U	330	8.1
67-72-1	Hexachloroethane	50	U	50	9.0
193-39-5	Indeno[1,2,3-cd]pyrene	6.7	U	6.7	0.35
78-59-1	Isophorone	50	U	50	13
621-64-7	N-Nitrosodi-n-propylamine	50	U	50	6.3
62-75-9	N-Nitrosodimethylamine	100	U	100	16
86-30-6	N-Nitrosodiphenylamine	50	U	50	21
91-20-3	Naphthalene	6.7	U	6.7	0.82
98-95-3	Nitrobenzene	100	U	100	2.2
87-86-5	Pentachlorophenol	150	U	150	9.1
85-01-8	Phenanthrene	6.7	U	6.7	0.73
108-95-2	Phenol	50	U	50	7.3
129-00-0	Pyrene	6.7	U	6.7	0.44
108-60-1	2,2'-oxybis[1-chloropropane]	100	U	100	9.5
606-20-2	2,6-Dinitrotoluene	200	U	200	21
100-02-7	4-Nitrophenol	330	U	330	17

FORM I
GC/MS SEMI VOA ORGANICS ANALYSIS DATA SHEET

Lab Name: TestAmerica Canton | Job No.: 240-28372-1

SDG No.:

Client Sample ID: | Lab Sample ID: MB 240-100222/23-A

Matrix: Solid | Lab File ID: 30910006.D

Analysis Method: 8270D | Date Collected:

Extract. Method: 3540C | Date Extracted: 09/05/2013 10:25

Sample wt/vol: 30.0(g) | Date Analyzed: 09/10/2013 11:38

Con. Extract Vol.: 2.0(mL) | Dilution Factor: 1

Injection Volume: 1(uL) | Level: (low/med) Low

% Moisture: | GPC Cleanup:(Y/N) N

Analysis Batch No.: 100796 | Units: ug/Kg

CAS NO.	SURROGATE	%REC	Q	LIMITS
1718-51-0	Terphenyl-d14 (Surr)	80		36-110
4165-62-2	Phenol-d5 (Surr)	54		26-110
4165-60-0	Nitrobenzene-d5 (Surr)	51		20-110
367-12-4	2-Fluorophenol (Surr)	56		24-110
321-60-8	2-Fluorobiphenyl (Surr)	53		24-110
118-79-6	2,4,6-Tribromophenol (Surr)	38		10-110

FORM III
GC/MS SEMI VOA LAB CONTROL SAMPLE RECOVERY

Lab Name: TestAmerica Canton Job No.: 240-28372-1

SDG No.:

Matrix: Solid Level: Low Lab File ID: 30910007.D

Lab ID: LCS 240-100222/24-A Client ID:

COMPOUND	SPIKE ADDED (ug/Kg)	LCS CONCENTRATION (ug/Kg)	LCS % REC	QC LIMITS REC	#
1,1'-Biphenyl	667	401	60	35-110	
1,4-Dioxane	667	193	29	10-110	
2,4,6-Trichlorophenol	667	410	61	12-110	
2,4,5-Trichlorophenol	667	439	66	25-110	
2,4-Dichlorophenol	667	418	63	39-110	
2,4-Dimethylphenol	667	400	60	29-110	
2,4-Dinitrophenol	1330	426	32	10-110	
2,4-Dinitrotoluene	667	505	76	48-110	
2-Chloronaphthalene	667	403	60	32-110	
2-Chlorophenol	667	414	62	37-110	
2-Methylnaphthalene	667	413	62	36-110	
2-Methylphenol	667	385	58	41-110	
2-Nitroaniline	667	443	66	45-110	
2-Nitrophenol	667	432	65	34-110	
3 & 4 Methylphenol	667	398 J	60	40-110	
3,3'-Dichlorobenzidine	1330	883	66	28-110	
3-Nitroaniline	667	479	72	44-110	
4,6-Dinitro-2-methylphenol	1330	664	50	10-110	
4-Bromophenyl phenyl ether	667	476	71	39-110	
4-Chloro-3-methylphenol	667	434	65	48-110	
4-Chloroaniline	667	395	59	30-110	
4-Chlorophenyl phenyl ether	667	441	66	40-110	
4-Nitroaniline	667	512	77	48-110	
Acenaphthene	667	403	60	38-110	
Acenaphthylene	667	388	58	40-110	
Acetophenone	667	397	60	40-110	
Anthracene	667	467	70	48-110	
Atrazine	1330	1080	81	66-127	
Benzaldehyde	1330	289	22	32-110	*
Benzo[a]anthracene	667	488	73	50-110	
Benzo[a]pyrene	667	497	75	44-110	
Benzo[b]fluoranthene	667	501	75	43-110	
Benzo[g,h,i]perylene	667	495	74	51-110	
Benzo[k]fluoranthene	667	505	76	38-105	
Bis(2-chloroethoxy)methane	667	419	63	32-110	
Bis(2-chloroethyl)ether	667	407	61	34-110	
Bis(2-ethylhexyl) phthalate	667	506	76	50-110	
Butyl benzyl phthalate	667	506	76	51-110	
Caprolactam	1330	1110	83	44-114	
Carbazole	667	507	76	50-110	
Chrysene	667	494	74	50-110	
Di-n-butyl phthalate	667	517	78	51-110	

Column to be used to flag recovery and RPD values

FORM III 8270D

FORM III
GC/MS SEMI VOA LAB CONTROL SAMPLE RECOVERY

Lab Name: TestAmerica Canton Job No.: 240-28372-1

SDG No.:

Matrix: Solid Level: Low Lab File ID: 30910007.D

Lab ID: LCS 240-100222/24-A Client ID:

COMPOUND	SPIKE ADDED (ug/Kg)	LCS CONCENTRATION (ug/Kg)	LCS % REC	QC LIMITS REC	#
Di-n-octyl phthalate	667	485	73	48-110	
Dibenzo(a,h)anthracene	667	478	72	51-110	
Dibenzofuran	667	423	63	43-110	
Diethyl phthalate	667	475	71	52-110	
Dimethyl phthalate	667	447	67	50-110	
Fluoranthene	667	491	74	51-110	
Fluorene	667	430	65	46-110	
Hexachlorobenzene	667	463	69	43-110	
Hexachlorobutadiene	667	406	61	29-110	
Hexachlorocyclopentadiene	667	344	52	12-110	
Hexachloroethane	667	386	58	30-110	
Indeno[1,2,3-cd]pyrene	667	495	74	50-110	
Isophorone	667	389	58	36-110	
N-Nitrosodi-n-propylamine	667	407	61	38-110	
N-Nitrosodimethylamine	667	399	60	31-110	
N-Nitrosodiphenylamine	1330	920	69	46-110	
Naphthalene	667	405	61	36-110	
Nitrobenzene	667	402	60	32-110	
Pentachlorophenol	1330	654	49	10-110	
Phenanthrene	667	467	70	49-110	
Phenol	667	412	62	38-110	
Pyrene	667	492	74	49-110	
2,2'-oxybis[1-chloropropane]	667	398	60	29-110	
2,6-Dinitrotoluene	667	465	70	45-110	
4-Nitrophenol	1330	934	70	28-110	

Column to be used to flag recovery and RPD values

FORM III 8270D

FORM V
GC/MS SEMI VOA INSTRUMENT PERFORMANCE CHECK
DECAFLUOROTRIPHENYLPHOSPHINE (DFTPP)

Lab Name: TestAmerica Canton Job No.: 240-28372-1

SDG No.:

Lab File ID: 30905001.D DFTPP Injection Date: 09/05/2013

Instrument ID: A4HP7 DFTPP Injection Time: 15:25

Analysis Batch No.: 100302

M/E	ION ABUNDANCE CRITERIA	% RELATIVE ABUNDANCE	
51	30.0- 80.0% of mass 198	36.8	
68	Less than 2.0% of mass 69	0.0	(0.0)1
69	Mass 69 relative abundance	43.4	
70	Less than 2.0% of mass 69	0.2	(0.6)1
127	25.0 - 75.0% of mass 198	47.5	
197	Less than 1.0% of mass 198	0.3	
198	Base Peak, 100% relative abundance	100.0	
199	5.0 to 9.0% of mass 198	6.7	
275	10.0- 30.0% of mass 198	25.3	
365	Greater than 0.75% of mass 198	2.7	
441	Present, but less than mass 443	9.2	
442	40.0 - 110.0% of mass 198	62.8	
443	15.0 - 24.0% of mass 442	11.6	(18.5)2

1-Value is % mass 69 2-Value is % mass 442

THIS CHECK APPLIES TO THE FOLLOWING SAMPLES, MS, MSD, BLANKS AND STANDARDS:

CLIENT SAMPLE ID	LAB SAMPLE ID	LAB FILE ID	DATE ANALYZED	TIME ANALYZED
	STD5 240-100302/2	30905002.D	09/05/2013	15:47
	STD4 240-100302/3	30905003.D	09/05/2013	16:17
	STD3 240-100302/4	30905004.D	09/05/2013	16:42
	STD2 240-100302/5	30905005.D	09/05/2013	17:07
	STD1 240-100302/6	30905006.D	09/05/2013	17:32
	STD9 240-100302/7	30905007.D	09/05/2013	17:56
	STD8 240-100302/8	30905008.D	09/05/2013	18:21
	STD7 240-100302/9	30905009.D	09/05/2013	18:46
	STD6 240-100302/10	30905010.D	09/05/2013	19:11
	ICV 240-100302/11	30905011.D	09/05/2013	19:36

FORM VI
GC/MS SEMI VOA INITIAL CALIBRATION DATA
INTERNAL STANDARD CURVE EVALUATION

Lab Name: TestAmerica Canton Job No.: 240-28372-1 Analy Batch No.: 100302

SDG No.:

Instrument ID: A4HP7 GC Column: RXI-5SILMS ID: 0.45(mm) Heated Purge: (Y/N) N

Calibration Start Date: 09/05/2013 15:47 Calibration End Date: 09/05/2013 19:11 Calibration ID: 17254

Calibration Files:

LEVEL:	LAB SAMPLE ID:	LAB FILE ID:
Level 1	STD1 240-100302/6	30905006.D
Level 2	STD2 240-100302/5	30905005.D
Level 3	STD3 240-100302/4	30905004.D
Level 4	STD4 240-100302/3	30905003.D
Level 5	STD5 240-100302/2	30905002.D
Level 6	STD6 240-100302/10	30905010.D
Level 7	STD7 240-100302/9	30905009.D
Level 8	STD8 240-100302/8	30905008.D
Level 9	STD9 240-100302/7	30905007.D

ANALYTE	RRF					CURVE TYPE	COEFFICIENT			#	MIN RRF	%RSD	#	MAX %RSD	R^2 OR COD	#	MIN R^2 OR COD
	LVL 1 LVL 6	LVL 2 LVL 7	LVL 3 LVL 8	LVL 4 LVL 9	LVL 5		B	M1	M2								
1,4-Dioxane	0.5712	0.5686 0.5151	0.5563 0.5895	0.5026 0.5817	0.5238	Ave		0.5511				6.0		20.0			
N-Nitrosodimethylamine	0.8050	0.6484 0.8110	0.5761 0.8324	0.6865 0.8465	0.7278	Ave		0.7417				13.0		20.0			
Pyridine	1.3442	1.0642 1.2172	1.1215 1.4796	1.2156 1.4257	1.3409	Ave		1.2761				11.0		20.0			
Benzaldehyde	1.3064 1.2477	1.1483 1.1909	1.1951 1.2581	1.2038 1.2206	1.2396	Ave		1.2234			0.0100	3.7		20.0			
Phenol	1.8189	1.6269 1.7544	1.7417 1.8976	1.7447 1.8785	1.7628	Ave		1.7782			0.8000	4.9		20.0			
Aniline	2.1016	2.0153 2.0340	2.0328 2.1870	2.0892 2.1722	2.0594	Ave		2.0864				3.1		20.0			
Bis(2-chloroethyl)ether	1.4132	1.2528 1.3751	1.2571 1.4983	1.4050 1.4705	1.3829	Ave		1.3819			0.7000	6.4		20.0			
2-Chlorophenol	1.3700	1.2224 1.3134	1.2742 1.4157	1.2917 1.4276	1.2661	Ave		1.3227			0.8000	5.6		20.0			
1,3-Dichlorobenzene	1.4696	1.3499 1.4209	1.4323 1.5519	1.4055 1.5468	1.3668	Ave		1.4430				5.2		20.0			
1,4-Dichlorobenzene	1.4605	1.4126 1.4468	1.4185 1.5895	1.4339 1.5926	1.4380	Ave		1.4741				5.0		20.0			
Benzyl alcohol	0.9188	0.8913 0.8958	0.8598 0.9820	0.8924 0.9866	0.8825	Ave		0.9137				5.1		20.0			
1,2-Dichlorobenzene	1.4162	1.2775 1.3775	1.3253 1.5068	1.3286 1.4932	1.3578	Ave		1.3854				5.9		20.0			
2-Methylphenol	1.2798	1.2746 1.2365	1.2087 1.3388	1.2331 1.3212	1.2419	Ave		1.2668			0.7000	3.6		20.0			

Note: The m1 coefficient is the same as Ave RRF for an Ave curve type.

FORM VI
GC/MS SEMI VOA INITIAL CALIBRATION DATA
INTERNAL STANDARD CURVE EVALUATION

Lab Name: TestAmerica Canton Job No.: 240-28372-1 Analy Batch No.: 100302

SDG No.:

Instrument ID: A4HP7 GC Column: RXI-5SILMS ID: 0.45(mm) Heated Purge: (Y/N) N

Calibration Start Date: 09/05/2013 15:47 Calibration End Date: 09/05/2013 19:11 Calibration ID: 17254

ANALYTE	RRF					CURVE TYPE	COEFFICIENT			#	MIN RRF	%RSD	#	MAX %RSD	R^2 OR COD	#	MIN R^2 OR COD
	LVL 1 LVL 6	LVL 2 LVL 7	LVL 3 LVL 8	LVL 4 LVL 9	LVL 5		B	M1	M2								
2,2'-oxybis[1-chloropropane]	1.4209	1.4467 1.3490	1.4403 1.4732	1.4104 1.4467	1.3743	Ave		1.4202				2.9		20.0			
Indene	2.5742	2.4346 2.5225	2.3906 2.7468	2.4238 2.5461	2.4529	Ave		2.5114				4.6		20.0			
3 & 4 Methylphenol	1.3879	1.2753 1.3244	1.2899 1.4567	1.3132 1.4158	1.3082	Ave		1.3464				4.9		20.0			
N-Nitrosodi-n-propylamine	1.0723	0.9822 1.0121	1.0318 1.1058	1.0746 1.0951	1.0236	Ave		1.0497			0.5000	4.2		20.0			
Acetophenone	2.1078	2.0780 2.0389	2.0072 2.1691	2.0310 2.1975	1.9786	Ave		2.0760			0.0100	3.7		20.0			
Hexachloroethane	0.6255	0.6045 0.6205	0.6300 0.6605	0.5989 0.6668	0.5932	Ave		0.6250			0.3000	4.3		20.0			
Nitrobenzene	0.4098	0.4028 0.4067	0.3975 0.4451	0.3945 0.4365	0.4102	Ave		0.4129			0.2000	4.4		20.0			
Isophorone	0.7061	0.6629 0.6987	0.6728 0.7728	0.6916 0.7575	0.6711	Ave		0.7042			0.4000	5.8		20.0			
2-Nitrophenol	0.1737	0.1327 0.1794	0.1438 0.1929	0.1572 0.1890	0.1647	Ave		0.1667			0.1000	13.0		20.0			
2,4-Dimethylphenol	0.3010	0.3335 0.2854	0.3273 0.3047	0.2790 0.3015	0.3039	Ave		0.3045			0.2000	6.1		20.0			
Benzoic acid	0.1903	+++++ 0.2061	0.1165 0.1744	0.1398 +++++	0.1656	Ave		0.1655				20.0		20.0			
Bis(2-chloroethoxy)methane	0.4030	0.3919 0.3980	0.3987 0.4362	0.3985 0.4275	0.3906	Ave		0.4055			0.3000	4.2		20.0			
2,4-Dichlorophenol	0.2677	0.2395 0.2746	0.2508 0.2980	0.2515 0.2972	0.2647	Ave		0.2680			0.2000	8.0		20.0			
1,2,4-Trichlorobenzene	0.3052	0.3042 0.3078	0.2921 0.3394	0.2999 0.3368	0.2928	Ave		0.3098				5.9		20.0			
Naphthalene	1.0085 0.9653	0.9225 0.9831	0.9326 1.0949	0.9319 1.0493	0.9584	Ave		0.9829			0.7000	5.9		20.0			
4-Chloroaniline	0.3979	0.3745 0.4048	0.3923 0.4484	0.3940 0.4453	0.3878	Ave		0.4056			0.0100	6.6		20.0			
Hexachlorobutadiene	0.1816	0.1758 0.1891	0.1761 0.2063	0.1899 0.2056	0.1821	Ave		0.1883			0.0100	6.4		20.0			
Caprolactam	0.0898	0.0924 0.0847	0.0933 0.0930	0.0990 0.0911	0.0974	Ave		0.0926			0.0100	4.8		20.0			
4-Chloro-3-methylphenol	0.3327	0.3157 0.3327	0.3153 0.3634	0.3239 0.3632	0.3207	Ave		0.3335			0.2000	5.9		20.0			
2-Methylnaphthalene	0.6877 0.6502	0.6235 0.6601	0.6208 0.7330	0.6233 0.7306	0.6207	Ave		0.6611			0.4000	7.0		20.0			

Note: The m1 coefficient is the same as Ave RRF for an Ave curve type.

FORM VI
GC/MS SEMI VOA INITIAL CALIBRATION DATA
INTERNAL STANDARD CURVE EVALUATION

Lab Name: TestAmerica Canton Job No.: 240-28372-1 Analy Batch No.: 100302

SDG No.:

Instrument ID: A4HP7 GC Column: RXI-5SILMS ID: 0.45(mm) Heated Purge: (Y/N) N

Calibration Start Date: 09/05/2013 15:47 Calibration End Date: 09/05/2013 19:11 Calibration ID: 17254

ANALYTE	RRF					CURVE TYPE	COEFFICIENT			#	MIN RRF	%RSD	#	MAX %RSD	R^2 OR COD	#	MIN R^2 OR COD
	LVL 1 LVL 6	LVL 2 LVL 7	LVL 3 LVL 8	LVL 4 LVL 9	LVL 5		B	M1	M2								
1-Methylnaphthalene	0.6584 0.6041	0.5732 0.6145	0.5922 0.6850	0.5628 0.6788	0.5852	Ave		0.6172				7.4		20.0			
Hexachlorocyclopentadiene	0.2934	0.2561 0.3434	0.2806 0.3835	0.3093 0.3854	0.3112	Ave		0.3204			0.0500	15.0		20.0			
1,2,4,5-Tetrachlorobenzene	0.5196	0.5038 0.5357	0.5183 0.5836	0.5315 0.5907	0.5214	Ave		0.5381			0.0100	5.9		20.0			
2,4,6-Trichlorophenol	0.3370	0.2892 0.3365	0.3191 0.3716	0.3241 0.3704	0.3176	Ave		0.3332			0.2000	8.3		20.0			
2,4,5-Trichlorophenol	0.3478	0.3172 0.3530	0.3316 0.3890	0.3402 0.3900	0.3337	Ave		0.3503			0.2000	7.6		20.0			
1,1'-Biphenyl	1.5149 1.3393	1.2733 1.3894	1.3411 1.5194	1.3259 1.5495	1.2985	Ave		1.3946			0.0100	7.5		20.0			
2-Chloronaphthalene	1.1504 1.0135	0.9770 1.0473	1.0099 1.1366	1.0169 1.1616	1.0055	Ave		1.0576			0.8000	6.8		20.0			
2-Nitroaniline	0.3773	0.2958 0.3766	0.3527 0.4042	0.3491 0.4003	0.3539	Ave		0.3638			0.0100	9.5		20.0			
Dimethyl phthalate	1.1853	1.1474 1.1918	1.1662 1.2895	1.1447 1.3011	1.1362	Ave		1.1953			0.0100	5.4		20.0			
1,3-Dinitrobenzene	0.1894	0.1233 0.1956	0.1507 0.2143	0.1609 0.2157	0.1717	Ave		0.1777				18.0		20.0			
2,6-Dinitrotoluene	0.2697	0.2221 0.2680	0.2199 0.2922	0.2537 0.2887	0.2607	Ave		0.2594				10.0		20.0			
Acenaphthylene	1.8628 1.6277	1.5711 1.6844	1.5857 1.8582	1.5949 1.6980	1.5732	Ave		1.6729			0.9000	6.9		20.0			
3-Nitroaniline	0.2895	0.2140 0.2933	0.2491 0.3158	0.2780 0.3126	0.2724	Ave		0.2781			0.0100	12.0		20.0			
2,4-Dinitrophenol	0.1784	0.0641 0.1983	0.0900 0.2165	0.1210 0.2155	0.1442	Lin1	-0.228	0.2098			0.0100				0.9910		0.9900
Acenaphthene	1.3244 1.0593	1.0343 1.0932	1.0738 1.1954	1.0596 1.1960	1.0330	Ave		1.1188			0.9000	8.8		20.0			
4-Nitrophenol	0.2186	0.1777 0.2237	0.1926 0.2486	0.2029 0.2445	0.2149	Ave		0.2155				11.0		20.0			
2,4-Dinitrotoluene	0.3619	0.2770 0.3649	0.3015 0.4023	0.3056 0.3960	0.3386	Ave		0.3435			0.2000	13.0		20.0			
Dibenzofuran	1.5503 1.4763	1.4218 1.5132	1.4201 1.6553	1.4350 1.6302	1.3984	Ave		1.5001			0.8000	6.3		20.0			
2,3,4,6-Tetrachlorophenol	0.3108	0.2624 0.3113	0.2777 0.3388	0.2804 0.3450	0.2951	Ave		0.3027			0.0100	9.7		20.0			
Diethyl phthalate	1.1412	1.1608 1.1591	1.1386 1.2968	1.1621 1.2876	1.1318	Ave		1.1847			0.0100	5.7		20.0			

Note: The m1 coefficient is the same as Ave RRF for an Ave curve type.

FORM VI
GC/MS SEMI VOA INITIAL CALIBRATION DATA
INTERNAL STANDARD CURVE EVALUATION

Lab Name: TestAmerica Canton Job No.: 240-28372-1 Analy Batch No.: 100302

SDG No.:

Instrument ID: A4HP7 GC Column: RXI-5SILMS ID: 0.45(mm) Heated Purge: (Y/N) N

Calibration Start Date: 09/05/2013 15:47 Calibration End Date: 09/05/2013 19:11 Calibration ID: 17254

ANALYTE	RRF					CURVE TYPE	COEFFICIENT			#	MIN RRF	%RSD	#	MAX %RSD	R^2 OR COD	#	MIN R^2 OR COD
	LVL 1 LVL 6	LVL 2 LVL 7	LVL 3 LVL 8	LVL 4 LVL 9	LVL 5		B	M1	M2								
4-Chlorophenyl phenyl ether	0.6105	0.6016 0.6296	0.5734 0.6909	0.6178 0.6824	0.5840	Ave		0.6238			0.4000	6.9		20.0			
4-Nitroaniline	0.2911	0.2132 0.2955	0.2554 0.3217	0.2835 0.3259	0.2626	Ave		0.2811			0.0100	13.0		20.0			
Fluorene	1.2141 1.2233	1.1793 1.2772	1.2016 1.3806	1.2013 1.3824	1.1674	Ave		1.2474			0.9000	6.6		20.0			
4,6-Dinitro-2-methylphenol	0.1402	0.0662 0.1493	0.0782 0.1654	0.1010 0.1605	0.1128	Lin1	-0.148	0.1584			0.0100				0.9930		0.9900
N-Nitrosodiphenylamine	0.5363	0.5026 0.5484	0.4891 0.5752	0.4987 0.5276	0.4985	Ave		0.5221			0.0100	5.8		20.0			
1,2-Diphenylhydrazine(as Azobenzene)	0.8514	0.7969 0.8578	0.7876 0.9249	0.7928 0.8827	0.8013	Ave		0.8368				6.0		20.0			
Azobenzene	0.8514	0.7969 0.8578	0.7876 0.9249	0.7917 0.8827	0.8013	Ave		0.8368				6.0		20.0			
4-Bromophenyl phenyl ether	0.2003	0.1797 0.2021	0.1819 0.2210	0.1836 0.2179	0.1866	Ave		0.1966			0.1000	8.3		20.0			
Hexachlorobenzene	0.2053 0.1964	0.1782 0.1992	0.1899 0.2216	0.1861 0.2207	0.1826	Ave		0.1978			0.1000	7.9		20.0			
Atrazine	0.1815	0.1889 0.1760	0.1887 0.1867	0.1750 0.1777	0.1813	Ave		0.1820			0.0100	3.1		20.0			
Pentachlorophenol	0.1429	0.1096 0.1472	0.1117 0.1632	0.1168 0.1585	0.1300	Ave		0.1350			0.0500	16.0		20.0			
Phenanthrene	1.1771 1.0427	0.9608 1.0515	0.9787 1.1474	0.9858 1.0282	0.9888	Ave		1.0401			0.7000	7.3		20.0			
Anthracene	1.1796 1.0505	0.9709 1.0960	0.9808 1.1568	0.9829 1.0915	0.9977	Ave		1.0563			0.7000	7.5		20.0			
Carbazole	0.9137	0.8860 0.9376	0.9023 1.0350	0.8930 0.9563	0.8462	Ave		0.9213			0.0100	6.2		20.0			
Di-n-butyl phthalate	1.1504	0.9854 1.1933	0.9905 1.2364	0.9710 1.1351	1.0389	Ave		1.0876			0.0100	9.5		20.0			
Fluoranthene	1.2708 1.1643	1.0474 1.2243	1.0853 1.3485	1.0597 1.2446	1.0753	Ave		1.1689			0.6000	9.3		20.0			
Benzidine	0.1944	0.1790 +++++	0.1860 +++++	0.2178 +++++	0.1785	Ave		0.1911				8.5		20.0			
Pyrene	1.1930 1.0520	1.0028 1.0643	1.0547 1.1753	1.0140 1.1037	1.0157	Ave		1.0751			0.6000	6.4		20.0			
Butyl benzyl phthalate	0.4499	0.3765 0.4499	0.4022 0.4944	0.4262 0.4882	0.4320	Ave		0.4399			0.0100	9.1		20.0			
3,3'-Dichlorobenzidine	0.3517	0.2636 0.3624	0.2985 0.3971	0.3161 0.3997	0.3223	Ave		0.3389			0.0100	14.0		20.0			

Note: The m1 coefficient is the same as Ave RRF for an Ave curve type.

FORM VI
GC/MS SEMI VOA INITIAL CALIBRATION DATA
INTERNAL STANDARD CURVE EVALUATION

Lab Name: TestAmerica Canton Job No.: 240-28372-1 Analy Batch No.: 100302

SDG No.:

Instrument ID: A4HP7 GC Column: RXI-5SILMS ID: 0.45(mm) Heated Purge: (Y/N) N

Calibration Start Date: 09/05/2013 15:47 Calibration End Date: 09/05/2013 19:11 Calibration ID: 17254

ANALYTE	RRF					CURVE TYPE	COEFFICIENT			#	MIN RRF	%RSD	#	MAX %RSD	R^2 OR COD	#	MIN R^2 OR COD
	LVL 1 LVL 6	LVL 2 LVL 7	LVL 3 LVL 8	LVL 4 LVL 9	LVL 5		B	M1	M2								
Bis(2-ethylhexyl) phthalate	0.6305	0.4990 0.6387	0.5549 0.7008	0.5993 0.6827	0.5923	Ave		0.6123			0.0100	11.0		20.0			
Benzo[a]anthracene	1.1595 1.0291	0.9190 1.0393	1.0010 1.1441	0.9967 1.1398	0.9882	Ave		1.0463			0.8000	8.0		20.0			
Chrysene	1.0322 0.9732	0.9078 0.9750	0.9294 1.0698	0.9332 1.0807	0.9289	Ave		0.9811			0.7000	6.6		20.0			
Di-n-octyl phthalate	1.2090	0.8186 1.2747	0.9596 1.4160	1.0323 1.4351	1.1930	Ave		1.1673			0.0100	19.0		20.0			
Benzo[b]fluoranthene	0.9564 1.0435	0.8962 1.1110	0.9510 1.2152	0.9762 1.2198	1.0377	Ave		1.0452			0.7000	11.0		20.0			
Benzo[k]fluoranthene	1.2159 1.1259	0.9920 1.1613	1.0093 1.3230	1.0436 1.3339	1.0494	Ave		1.1394			0.7000	11.0		20.0			
Benzo[a]pyrene	1.0798 1.0075	0.8832 1.0492	0.9154 1.1671	0.9375 1.1762	0.9839	Ave		1.0222			0.7000	10.0		20.0			
Indeno[1,2,3-cd]pyrene	1.1882 1.1297	0.9779 1.1565	1.0537 1.2838	1.1165 1.2928	1.1195	Ave		1.1465			0.5000	8.8		20.0			
Dibenzo(a,h)anthracene	1.0331 0.9525	0.8453 0.9915	0.8734 1.1103	0.9190 1.1240	0.9506	Ave		0.9777			0.4000	9.9		20.0			
Benzo[g,h,i]perylene	1.0207 0.9283	0.9051 0.9504	0.8934 1.0518	0.9461 1.0538	0.9496	Ave		0.9666			0.5000	6.3		20.0			
2-Fluorophenol (Surr)	1.3313	1.1342 1.2852	1.2592 1.4077	1.3403 1.4053	1.2992	Ave		1.3078				6.7		20.0			
Phenol-d5 (Surr)	1.7946	1.7109 1.7351	1.7202 1.8677	1.7163 1.8473	1.7185	Ave		1.7638				3.6		20.0			
Nitrobenzene-d5 (Surr)	0.4619 0.4166	0.4147 0.4201	0.4122 0.4600	0.4250 0.4530	0.4358	Ave		0.4333				4.6		20.0			
2-Fluorobiphenyl (Surr)	1.3100 1.1932	1.1515 1.2364	1.2142 1.3557	1.2026 1.3816	1.1649	Ave		1.2456				6.7		20.0			
2,4,6-Tribromophenol (Surr)	0.1467	0.1111 0.1558	0.1343 0.1700	0.1378 0.1710	0.1471	Ave		0.1467				13.0		20.0			
Terphenyl-d14 (Surr)	0.7506 0.6317	0.5864 0.6506	0.6180 0.7230	0.6153 0.7144	0.6117	Ave		0.6557				8.9		20.0			

Note: The m1 coefficient is the same as Ave RRF for an Ave curve type.

FORM VII
GC/MS SEMI VOA CONTINUING CALIBRATION DATA

no samples

Lab Name: TestAmerica Canton Job No.: 240-28372-1

SDG No.:

Lab Sample ID: ICV 240-100302/11 Calibration Date: 09/05/2013 19:36

Instrument ID: A4HP7 Calib Start Date: 09/05/2013 15:47

GC Column: RXI-5SILMS ID: 0.45(mm) Calib End Date: 09/05/2013 19:11

Lab File ID: 30905011.D Conc. Units: ng/uL

ANALYTE	CURVE TYPE	AVE RRF	RRF	MIN RRF	CALC AMOUNT	SPIKE AMOUNT	%D	MAX %D
1,4-Dioxane	Ave	0.5511	0.5456		9.90	10.0	-1.0	30.0
N-Nitrosodimethylamine	Ave	0.7417	0.8272		11.2	10.0	11.5	30.0
Pyridine	Ave	1.276	1.541		12.1	10.0	20.7	30.0
Benzaldehyde	Ave	1.223	1.411	0.0100	23.1	20.0	15.4	30.0
Phenol	Ave	1.778	1.914	0.8000	10.8	10.0	7.7	30.0
Aniline	Ave	2.086	2.443		11.7	10.0	17.1	30.0
Bis(2-chloroethyl)ether	Ave	1.382	1.498	0.7000	10.8	10.0	8.4	30.0
2-Chlorophenol	Ave	1.323	1.425	0.8000	10.8	10.0	7.7	30.0
1,3-Dichlorobenzene	Ave	1.443	1.544		10.7	10.0	7.0	30.0
1,4-Dichlorobenzene	Ave	1.474	1.576		10.7	10.0	6.9	30.0
Benzyl alcohol	Ave	0.9137	0.9831		10.8	10.0	7.6	30.0
1,2-Dichlorobenzene	Ave	1.385	1.483		10.7	10.0	7.1	30.0
2-Methylphenol	Ave	1.267	1.415	0.7000	11.2	10.0	11.7	30.0
2,2'-oxybis[1-chloropropane]	Ave	1.420	1.518		7.70	7.20	6.9	30.0
Indene	Ave	2.511	2.797		22.3	20.0	11.4	30.0
3 & 4 Methylphenol	Ave	1.346	1.466		10.9	10.0	8.9	30.0
N-Nitrosodi-n-propylamine	Ave	1.050	1.139	0.5000	10.8	10.0	8.5	30.0
Acetophenone	Ave	2.076	2.207	0.0100	10.6	10.0	6.3	30.0
Hexachloroethane	Ave	0.6250	0.6844	0.3000	11.0	10.0	9.5	30.0
Nitrobenzene	Ave	0.4129	0.4433	0.2000	10.7	10.0	7.4	30.0
Isophorone	Ave	0.7042	0.7740	0.4000	11.0	10.0	9.9	30.0
2-Nitrophenol	Ave	0.1667	0.1826	0.1000	11.0	10.0	9.5	30.0
2,4-Dimethylphenol	Ave	0.3045	0.3819	0.2000	12.5	10.0	25.4	30.0
Benzoic acid	Ave	0.1655	0.2160		26.1	20.0	30.6*	30.0
Bis(2-chloroethoxy)methane	Ave	0.4055	0.4147	0.3000	10.2	10.0	2.3	30.0
2,4-Dichlorophenol	Ave	0.2680	0.2834	0.2000	10.6	10.0	5.7	30.0
1,2,4-Trichlorobenzene	Ave	0.3098	0.3265		10.5	10.0	5.4	30.0
Naphthalene	Ave	0.9829	1.033	0.7000	10.5	10.0	5.0	30.0
4-Chloroaniline	Ave	0.4056	0.4283	0.0100	10.6	10.0	5.6	30.0
Hexachlorobutadiene	Ave	0.1883	0.1981	0.0100	10.5	10.0	5.2	30.0
Caprolactam	Ave	0.0926	0.1028	0.0100	22.2	20.0	11.1	30.0
4-Chloro-3-methylphenol	Ave	0.3335	0.3526	0.2000	10.6	10.0	5.8	30.0
2-Methylnaphthalene	Ave	0.6611	0.6772	0.4000	10.2	10.0	2.4	30.0
1-Methylnaphthalene	Ave	0.6172	0.6228		10.1	10.0	0.9	30.0
Hexachlorocyclopentadiene	Ave	0.3204	0.3752	0.0500	11.7	10.0	17.1	30.0
1,2,4,5-Tetrachlorobenzene	Ave	0.5381	0.5661	0.0100	10.5	10.0	5.2	30.0
2,4,6-Trichlorophenol	Ave	0.3332	0.3678	0.2000	11.0	10.0	10.4	30.0
2,4,5-Trichlorophenol	Ave	0.3503	0.3842	0.2000	11.0	10.0	9.7	30.0
1,1'-Biphenyl	Ave	1.395	1.459	0.0100	10.5	10.0	4.6	30.0
2-Chloronaphthalene	Ave	1.058	1.107	0.8000	10.5	10.0	4.6	30.0
2-Nitroaniline	Ave	0.3638	0.4154	0.0100	11.4	10.0	14.2	30.0

FORM VII
GC/MS SEMI VOA CONTINUING CALIBRATION DATA

Lab Name: TestAmerica Canton Job No.: 240-28372-1

SDG No.:

Lab Sample ID: ICV 240-100302/11 Calibration Date: 09/05/2013 19:36

Instrument ID: A4HP7 Calib Start Date: 09/05/2013 15:47

GC Column: RXI-5SILMS ID: 0.45(mm) Calib End Date: 09/05/2013 19:11

Lab File ID: 30905011.D Conc. Units: ng/uL

ANALYTE	CURVE TYPE	AVE RRF	RRF	MIN RRF	CALC AMOUNT	SPIKE AMOUNT	%D	MAX %D
Dimethyl phthalate	Ave	1.195	1.288	0.0100	10.8	10.0	7.8	30.0
1,3-Dinitrobenzene	Ave	0.1777	0.2045		11.5	10.0	15.1	30.0
2,6-Dinitrotoluene	Ave	0.2594	0.2929		11.3	10.0	12.9	30.0
Acenaphthylene	Ave	1.673	1.794	0.9000	10.7	10.0	7.2	30.0
3-Nitroaniline	Ave	0.2781	0.3056	0.0100	11.0	10.0	9.9	30.0
2,4-Dinitrophenol	Lin1		0.1908	0.0100	19.3	20.0	-3.7	30.0
Acenaphthene	Ave	1.119	1.185	0.9000	10.6	10.0	6.0	30.0
4-Nitrophenol	Ave	0.2155	0.2473		23.0	20.0	14.8	30.0
2,4-Dinitrotoluene	Ave	0.3435	0.3824	0.2000	11.1	10.0	11.3	30.0
Dibenzofuran	Ave	1.500	1.612	0.8000	10.7	10.0	7.5	30.0
2,3,4,6-Tetrachlorophenol	Ave	0.3027	0.3371	0.0100	11.1	10.0	11.4	30.0
Diethyl phthalate	Ave	1.185	1.266	0.0100	10.7	10.0	6.8	30.0
4-Chlorophenyl phenyl ether	Ave	0.6238	0.6718	0.4000	10.8	10.0	7.7	30.0
4-Nitroaniline	Ave	0.2811	0.3258	0.0100	11.6	10.0	15.9	30.0
Fluorene	Ave	1.247	1.371	0.9000	11.0	10.0	9.9	30.0
4,6-Dinitro-2-methylphenol	Lin1		0.1625	0.0100	21.5	20.0	7.3	30.0
N-Nitrosodiphenylamine	Ave	0.5221	0.6101	0.0100	23.4	20.0	16.9	30.0
1,2-Diphenylhydrazine(as Azobenzene)	Ave	0.8368	0.9646		11.5	10.0	15.3	30.0
4-Bromophenyl phenyl ether	Ave	0.1966	0.2261	0.1000	11.5	10.0	15.0	30.0
Hexachlorobenzene	Ave	0.1978	0.2215	0.1000	11.2	10.0	12.0	30.0
Atrazine	Ave	0.1820	0.2258	0.0100	24.8	20.0	24.1	30.0
Pentachlorophenol	Ave	0.1350	0.1639	0.0500	24.3	20.0	21.4	30.0
Phenanthrene	Ave	1.040	1.146	0.7000	11.0	10.0	10.2	30.0
Anthracene	Ave	1.056	1.204	0.7000	11.4	10.0	14.0	30.0
Carbazole	Ave	0.9213	1.016	0.0100	11.0	10.0	10.3	30.0
Di-n-butyl phthalate	Ave	1.088	1.285	0.0100	11.8	10.0	18.2	30.0
Fluoranthene	Ave	1.169	1.309	0.6000	11.2	10.0	12.0	30.0
Benzidine	Ave	0.1911	0.5104		53.4	20.0	167.0*	30.0
Pyrene	Ave	1.075	1.150	0.6000	10.7	10.0	7.0	30.0
Butyl benzyl phthalate	Ave	0.4399	0.5020	0.0100	11.4	10.0	14.1	30.0
3,3'-Dichlorobenzidine	Ave	0.3389	0.4056	0.0100	23.9	20.0	19.7	30.0
Bis(2-ethylhexyl) phthalate	Ave	0.6123	0.6899	0.0100	11.3	10.0	12.7	30.0
Benzo[a]anthracene	Ave	1.046	1.145	0.8000	10.9	10.0	9.4	30.0
Chrysene	Ave	0.9811	1.114	0.7000	11.4	10.0	13.6	30.0
Di-n-octyl phthalate	Ave	1.167	1.350	0.0100	11.6	10.0	15.7	30.0
Benzo[b]fluoranthene	Ave	1.045	1.154	0.7000	11.0	10.0	10.4	30.0
Benzo[k]fluoranthene	Ave	1.139	1.238	0.7000	10.9	10.0	8.7	30.0
Benzo[a]pyrene	Ave	1.022	1.125	0.7000	11.0	10.0	10.1	30.0
Indeno[1,2,3-cd]pyrene	Ave	1.147	1.194	0.5000	10.4	10.0	4.1	30.0
Dibenzo(a,h)anthracene	Ave	0.9777	1.049	0.4000	10.7	10.0	7.3	30.0

FORM VII
GC/MS SEMI VOA CONTINUING CALIBRATION DATA

Lab Name: TestAmerica Canton Job No.: 240-28372-1

SDG No.:

Lab Sample ID: ICV 240-100302/11 Calibration Date: 09/05/2013 19:36

Instrument ID: A4HP7 Calib Start Date: 09/05/2013 15:47

GC Column: RXI-5SILMS ID: 0.45(mm) Calib End Date: 09/05/2013 19:11

Lab File ID: 30905011.D Conc. Units: ng/uL

ANALYTE	CURVE TYPE	AVE RRF	RRF	MIN RRF	CALC AMOUNT	SPIKE AMOUNT	%D	MAX %D
Benzo[g,h,i]perylene	Ave	0.9666	1.029	0.5000	10.6	10.0	6.4	30.0
2-Fluorophenol (Surr)	Ave	1.308	1.375		10.5	10.0	5.1	30.0
Phenol-d5 (Surr)	Ave	1.764	1.832		10.4	10.0	3.9	30.0
Nitrobenzene-d5 (Surr)	Ave	0.4333	0.4361		10.1	10.0	0.6	30.0
2-Fluorobiphenyl (Surr)	Ave	1.246	1.260		10.1	10.0	1.2	30.0
2,4,6-Tribromophenol (Surr)	Ave	0.1467	0.1619		11.0	10.0	10.3	30.0
Terphenyl-d14 (Surr)	Ave	0.6557	0.7023		10.7	10.0	7.1	30.0

FORM V
GC/MS SEMI VOA INSTRUMENT PERFORMANCE CHECK
DECAFLUOROTRIPHENYLPHOSPHINE (DFTPP)

Lab Name: TestAmerica Canton Job No.: 240-28372-1

SDG No.:

Lab File ID: 30910001.D DFTPP Injection Date: 09/10/2013

Instrument ID: A4HP7 DFTPP Injection Time: 09:35

Analysis Batch No.: 100796

M/E	ION ABUNDANCE CRITERIA	% RELATIVE ABUNDANCE	
51	30.0- 80.0% of mass 198	36.2	
68	Less than 2.0% of mass 69	0.0	(0.0)1
69	Mass 69 relative abundance	42.3	
70	Less than 2.0% of mass 69	0.2	(0.5)1
127	25.0 - 75.0% of mass 198	48.3	
197	Less than 1.0% of mass 198	0.1	
198	Base Peak, 100% relative abundance	100.0	
199	5.0 to 9.0% of mass 198	6.6	
275	10.0- 30.0% of mass 198	25.9	
365	Greater than 0.75% of mass 198	2.7	
441	Present, but less than mass 443	10.0	
442	40.0 - 110.0% of mass 198	65.6	
443	15.0 - 24.0% of mass 442	12.2	(18.6)2

1-Value is % mass 69 2-Value is % mass 442

THIS CHECK APPLIES TO THE FOLLOWING SAMPLES, MS, MSD, BLANKS AND STANDARDS:

CLIENT SAMPLE ID	LAB SAMPLE ID	LAB FILE ID	DATE ANALYZED	TIME ANALYZED
	CCVIS 240-100796/2	30910002.D	09/10/2013	09:59
	CCV 240-100796/3	30910003.D	09/10/2013	10:24
	MB 240-100222/23-A	30910006.D	09/10/2013	11:38
	LCS 240-100222/24-A	30910007.D	09/10/2013	12:03
DR-SB-203-10-12	240-28372-6	30910021.D	09/10/2013	17:58
DR-SB-200-10-12	240-28372-2	30910022.D	09/10/2013	18:24
DR-SB-201-02-04	240-28372-3	30910024.D	09/10/2013	19:15
DR-SB-203-02-04	240-28372-5	30910026.D	09/10/2013	20:06
DR-SB-200-04-06	240-28372-1	30910027.D	09/10/2013	20:31

FORM VII
GC/MS SEMI VOA CONTINUING CALIBRATION DATA

Lab Name: TestAmerica Canton Job No.: 240-28372-1

SDG No.:

Lab Sample ID: CCVIS 240-100796/2 Calibration Date: 09/10/2013 09:59

Instrument ID: A4HP7 Calib Start Date: 09/05/2013 15:47

GC Column: RXI-5SILMS ID: 0.45(mm) Calib End Date: 09/05/2013 19:11

Lab File ID: 30910002.D Conc. Units: ng/uL

ANALYTE	CURVE TYPE	AVE RRF	RRF	MIN RRF	CALC AMOUNT	SPIKE AMOUNT	%D	MAX %D
1,4-Dioxane	Ave	0.5511	0.5577		10.1	10.0	1.2	20.0
N-Nitrosodimethylamine	Ave	0.7417	0.7555		10.2	10.0	1.9	20.0
Pyridine	Ave	1.276	1.386		10.9	10.0	8.6	20.0
Benzaldehyde	Ave	1.223	1.164	0.0100	19.0	20.0	-4.8	20.0
Phenol	Ave	1.778	1.743	0.8000	9.80	10.0	-2.0	20.0
Aniline	Ave	2.086	2.061		9.88	10.0	-1.2	20.0
Bis(2-chloroethyl)ether	Ave	1.382	1.350	0.7000	9.77	10.0	-2.3	20.0
2-Chlorophenol	Ave	1.323	1.334	0.8000	10.1	10.0	0.8	20.0
1,3-Dichlorobenzene	Ave	1.443	1.437		9.96	10.0	-0.4	20.0
1,4-Dichlorobenzene	Ave	1.474	1.451		9.84	10.0	-1.6	20.0
Benzyl alcohol	Ave	0.9137	0.8053		8.81	10.0	-11.9	20.0
1,2-Dichlorobenzene	Ave	1.385	1.377		9.94	10.0	-0.6	20.0
2-Methylphenol	Ave	1.267	1.222	0.7000	9.65	10.0	-3.5	20.0
2,2'-oxybis[1-chloropropane]	Ave	1.420	1.347		9.49	10.0	-5.1	20.0
Indene	Ave	2.511	2.510		20.0	20.0	-0.0	20.0
3 & 4 Methylphenol	Ave	1.346	1.257		9.34	10.0	-6.6	20.0
N-Nitrosodi-n-propylamine	Ave	1.050	0.9435	0.5000	8.99	10.0	-10.1	20.0
Acetophenone	Ave	2.076	1.976	0.0100	9.52	10.0	-4.8	20.0
Hexachloroethane	Ave	0.6250	0.6061	0.3000	9.70	10.0	-3.0	20.0
Nitrobenzene	Ave	0.4129	0.4064	0.2000	9.84	10.0	-1.6	20.0
Isophorone	Ave	0.7042	0.6739	0.4000	9.57	10.0	-4.3	20.0
2-Nitrophenol	Ave	0.1667	0.1753	0.1000	10.5	10.0	5.1	20.0
2,4-Dimethylphenol	Ave	0.3045	0.2862	0.2000	9.40	10.0	-6.0	20.0
Benzoic acid	Ave	0.1655	0.1949		23.6	20.0	17.8	20.0
Bis(2-chloroethoxy)methane	Ave	0.4055	0.3898	0.3000	9.61	10.0	-3.9	20.0
2,4-Dichlorophenol	Ave	0.2680	0.2753	0.2000	10.3	10.0	2.7	20.0
1,2,4-Trichlorobenzene	Ave	0.3098	0.3124		10.1	10.0	0.8	20.0
Naphthalene	Ave	0.9829	0.9661	0.7000	9.83	10.0	-1.7	20.0
4-Chloroaniline	Ave	0.4056	0.4048	0.0100	9.98	10.0	-0.2	20.0
Hexachlorobutadiene	Ave	0.1883	0.1847	0.0100	9.81	10.0	-1.9	20.0
Caprolactam	Ave	0.0926	0.1006	0.0100	21.7	20.0	8.6	20.0
4-Chloro-3-methylphenol	Ave	0.3335	0.3139	0.2000	9.41	10.0	-5.9	20.0
2-Methylnaphthalene	Ave	0.6611	0.6368	0.4000	9.63	10.0	-3.7	20.0
1-Methylnaphthalene	Ave	0.6172	0.5842		9.47	10.0	-5.3	20.0
Hexachlorocyclopentadiene	Ave	0.3204	0.3121	0.0500	9.74	10.0	-2.6	20.0
1,2,4,5-Tetrachlorobenzene	Ave	0.5381	0.5303	0.0100	9.85	10.0	-1.5	20.0
2,4,6-Trichlorophenol	Ave	0.3332	0.3307	0.2000	9.93	10.0	-0.7	20.0
2,4,5-Trichlorophenol	Ave	0.3503	0.3540	0.2000	10.1	10.0	1.0	20.0
1,1'-Biphenyl	Ave	1.395	1.345	0.0100	9.64	10.0	-3.6	20.0
2-Chloronaphthalene	Ave	1.058	1.046	0.8000	9.89	10.0	-1.1	20.0
2-Nitroaniline	Ave	0.3638	0.3612	0.0100	9.93	10.0	-0.7	20.0

FORM VII
GC/MS SEMI VOA CONTINUING CALIBRATION DATA

Lab Name: TestAmerica Canton Job No.: 240-28372-1

SDG No.:

Lab Sample ID: CCVIS 240-100796/2 Calibration Date: 09/10/2013 09:59

Instrument ID: A4HP7 Calib Start Date: 09/05/2013 15:47

GC Column: RXI-5SILMS ID: 0.45(mm) Calib End Date: 09/05/2013 19:11

Lab File ID: 30910002.D Conc. Units: ng/uL

ANALYTE	CURVE TYPE	AVE RRF	RRF	MIN RRF	CALC AMOUNT	SPIKE AMOUNT	%D	MAX %D
Dimethyl phthalate	Ave	1.195	1.181	0.0100	9.88	10.0	-1.2	20.0
1,3-Dinitrobenzene	Ave	0.1777	0.1932		10.9	10.0	8.7	20.0
2,6-Dinitrotoluene	Ave	0.2594	0.2706		10.4	10.0	4.3	20.0
Acenaphthylene	Ave	1.673	1.619	0.9000	9.68	10.0	-3.2	20.0
3-Nitroaniline	Ave	0.2781	0.3012	0.0100	10.8	10.0	8.3	20.0
2,4-Dinitrophenol	Lin1		0.1854	0.0100	18.8	20.0	-6.2	20.0
Acenaphthene	Ave	1.119	1.076	0.9000	9.62	10.0	-3.8	20.0
4-Nitrophenol	Ave	0.2155	0.2020		18.7	20.0	-6.3	20.0
2,4-Dinitrotoluene	Ave	0.3435	0.3625	0.2000	10.6	10.0	5.6	20.0
Dibenzofuran	Ave	1.500	1.476	0.8000	9.84	10.0	-1.6	20.0
2,3,4,6-Tetrachlorophenol	Ave	0.3027	0.2878	0.0100	9.51	10.0	-4.9	20.0
Diethyl phthalate	Ave	1.185	1.150	0.0100	9.71	10.0	-2.9	20.0
4-Chlorophenyl phenyl ether	Ave	0.6238	0.6211	0.4000	9.96	10.0	-0.4	20.0
4-Nitroaniline	Ave	0.2811	0.3061	0.0100	10.9	10.0	8.9	20.0
Fluorene	Ave	1.247	1.233	0.9000	9.88	10.0	-1.2	20.0
4,6-Dinitro-2-methylphenol	Lin1		0.1367	0.0100	18.2	20.0	-9.0	20.0
N-Nitrosodiphenylamine	Ave	0.5221	0.5450	0.0100	20.9	20.0	4.4	20.0
1,2-Diphenylhydrazine(as Azobenzene)	Ave	0.8368	0.8327		9.95	10.0	-0.5	20.0
4-Bromophenyl phenyl ether	Ave	0.1966	0.2007	0.1000	10.2	10.0	2.1	20.0
Hexachlorobenzene	Ave	0.1978	0.1980	0.1000	10.0	10.0	0.1	20.0
Atrazine	Ave	0.1820	0.1879	0.0100	20.6	20.0	3.2	20.0
Pentachlorophenol	Ave	0.1350	0.1386	0.0500	20.5	20.0	2.7	20.0
Phenanthrene	Ave	1.040	1.022	0.7000	9.83	10.0	-1.7	20.0
Anthracene	Ave	1.056	1.050	0.7000	9.94	10.0	-0.6	20.0
Carbazole	Ave	0.9213	0.9512	0.0100	10.3	10.0	3.2	20.0
Di-n-butyl phthalate	Ave	1.088	1.162	0.0100	10.7	10.0	6.9	20.0
Fluoranthene	Ave	1.169	1.196	0.6000	10.2	10.0	2.3	20.0
Benzidine	Ave	0.1911	0.1943		20.3	20.0	1.7	20.0
Pyrene	Ave	1.075	1.063	0.6000	9.89	10.0	-1.1	20.0
Butyl benzyl phthalate	Ave	0.4399	0.4479	0.0100	10.2	10.0	1.8	20.0
3,3'-Dichlorobenzidine	Ave	0.3389	0.3615	0.0100	21.3	20.0	6.7	20.0
Bis(2-ethylhexyl) phthalate	Ave	0.6123	0.6273	0.0100	10.2	10.0	2.5	20.0
Benzo[a]anthracene	Ave	1.046	1.033	0.8000	9.87	10.0	-1.3	20.0
Chrysene	Ave	0.9811	0.9684	0.7000	9.87	10.0	-1.3	20.0
Di-n-octyl phthalate	Ave	1.167	1.231	0.0100	10.5	10.0	5.5	20.0
Benzo[b]fluoranthene	Ave	1.045	1.104	0.7000	10.6	10.0	5.6	20.0
Benzo[k]fluoranthene	Ave	1.139	1.136	0.7000	9.97	10.0	-0.3	20.0
Benzo[a]pyrene	Ave	1.022	1.029	0.7000	10.1	10.0	0.6	20.0
Indeno[1,2,3-cd]pyrene	Ave	1.147	1.139	0.5000	9.93	10.0	-0.7	20.0
Dibenzo(a,h)anthracene	Ave	0.9777	0.9538	0.4000	9.76	10.0	-2.4	20.0

FORM VII
GC/MS SEMI VOA CONTINUING CALIBRATION DATA

Lab Name: TestAmerica Canton Job No.: 240-28372-1

SDG No.:

Lab Sample ID: CCVIS 240-100796/2 Calibration Date: 09/10/2013 09:59

Instrument ID: A4HP7 Calib Start Date: 09/05/2013 15:47

GC Column: RXI-5SILMS ID: 0.45(mm) Calib End Date: 09/05/2013 19:11

Lab File ID: 30910002.D Conc. Units: ng/uL

ANALYTE	CURVE TYPE	AVE RRF	RRF	MIN RRF	CALC AMOUNT	SPIKE AMOUNT	%D	MAX %D
Benzo[g,h,i]perylene	Ave	0.9666	0.9449	0.5000	9.78	10.0	-2.2	20.0
2-Fluorophenol (Surr)	Ave	1.308	1.342		10.3	10.0	2.6	20.0
Phenol-d5 (Surr)	Ave	1.764	1.728		9.80	10.0	-2.0	20.0
Nitrobenzene-d5 (Surr)	Ave	0.4333	0.4231		9.76	10.0	-2.4	20.0
2-Fluorobiphenyl (Surr)	Ave	1.246	1.214		9.75	10.0	-2.5	20.0
2,4,6-Tribromophenol (Surr)	Ave	0.1467	0.1532		10.4	10.0	4.4	20.0
Terphenyl-d14 (Surr)	Ave	0.6557	0.6428		9.80	10.0	-2.0	20.0

FORM V
GC/MS SEMI VOA INSTRUMENT PERFORMANCE CHECK
DECAFLUOROTRIPHENYLPHOSPHINE (DFTPP)

Lab Name: TestAmerica Canton Job No.: 240-28372-1

SDG No.:

Lab File ID: 30911001.D DFTPP Injection Date: 09/11/2013

Instrument ID: A4HP7 DFTPP Injection Time: 08:59

Analysis Batch No.: 100975

M/E	ION ABUNDANCE CRITERIA	% RELATIVE ABUNDANCE	
51	30.0- 80.0% of mass 198	37.6	
68	Less than 2.0% of mass 69	0.0	(0.0)1
69	Mass 69 relative abundance	44.1	
70	Less than 2.0% of mass 69	0.2	(0.5)1
127	25.0 - 75.0% of mass 198	49.2	
197	Less than 1.0% of mass 198	0.0	
198	Base Peak, 100% relative abundance	100.0	
199	5.0 to 9.0% of mass 198	6.8	
275	10.0- 30.0% of mass 198	25.9	
365	Greater than 0.75% of mass 198	2.6	
441	Present, but less than mass 443	9.6	
442	40.0 - 110.0% of mass 198	64.1	
443	15.0 - 24.0% of mass 442	12.5	(19.5)2

1-Value is % mass 69 2-Value is % mass 442

THIS CHECK APPLIES TO THE FOLLOWING SAMPLES, MS, MSD, BLANKS AND STANDARDS:

CLIENT SAMPLE ID	LAB SAMPLE ID	LAB FILE ID	DATE ANALYZED	TIME ANALYZED
	CCV 240-100975/2	30911002.D	09/11/2013	09:24
DR-SB-201-08-10	240-28372-4	30911008.D	09/11/2013	11:55

FORM VII
GC/MS SEMI VOA CONTINUING CALIBRATION DATA

Lab Name: TestAmerica Canton Job No.: 240-28372-1

SDG No.:

Lab Sample ID: CCV 240-100975/2 Calibration Date: 09/11/2013 09:24

Instrument ID: A4HP7 Calib Start Date: 09/05/2013 15:47

GC Column: RXI-5SILMS ID: 0.45(mm) Calib End Date: 09/05/2013 19:11

Lab File ID: 30911002.D Conc. Units: ng/uL

ANALYTE	CURVE TYPE	AVE RRF	RRF	MIN RRF	CALC AMOUNT	SPIKE AMOUNT	%D	MAX %D
1,4-Dioxane	Ave	0.5511	0.5640		10.2	10.0	2.3	20.0
N-Nitrosodimethylamine	Ave	0.7417	0.7915		10.7	10.0	6.7	20.0
Pyridine	Ave	1.276	1.356		10.6	10.0	6.2	20.0
Benzaldehyde	Ave	1.223	1.158	0.0100	18.9	20.0	-5.4	20.0
Phenol	Ave	1.778	1.764	0.8000	9.92	10.0	-0.8	20.0
Aniline	Ave	2.086	2.064		9.89	10.0	-1.1	20.0
Bis(2-chloroethyl)ether	Ave	1.382	1.336	0.7000	9.67	10.0	-3.3	20.0
2-Chlorophenol	Ave	1.323	1.326	0.8000	10.0	10.0	0.2	20.0
1,3-Dichlorobenzene	Ave	1.443	1.438		9.96	10.0	-0.4	20.0
1,4-Dichlorobenzene	Ave	1.474	1.462		9.92	10.0	-0.8	20.0
Benzyl alcohol	Ave	0.9137	0.8076		8.84	10.0	-11.6	20.0
1,2-Dichlorobenzene	Ave	1.385	1.390		10.0	10.0	0.4	20.0
2-Methylphenol	Ave	1.267	1.254	0.7000	9.90	10.0	-1.0	20.0
2,2'-oxybis[1-chloropropane]	Ave	1.420	1.361		9.58	10.0	-4.2	20.0
Indene	Ave	2.511	2.501		19.9	20.0	-0.4	20.0
3 & 4 Methylphenol	Ave	1.346	1.314		9.76	10.0	-2.4	20.0
N-Nitrosodi-n-propylamine	Ave	1.050	0.9782	0.5000	9.32	10.0	-6.8	20.0
Acetophenone	Ave	2.076	2.039	0.0100	9.82	10.0	-1.8	20.0
Hexachloroethane	Ave	0.6250	0.5964	0.3000	9.54	10.0	-4.6	20.0
Nitrobenzene	Ave	0.4129	0.3916	0.2000	9.48	10.0	-5.2	20.0
Isophorone	Ave	0.7042	0.6625	0.4000	9.41	10.0	-5.9	20.0
2-Nitrophenol	Ave	0.1667	0.1765	0.1000	10.6	10.0	5.9	20.0
2,4-Dimethylphenol	Ave	0.3045	0.2911	0.2000	9.56	10.0	-4.4	20.0
Benzoic acid	Ave	0.1655	0.1880		22.7	20.0	13.6	20.0
Bis(2-chloroethoxy)methane	Ave	0.4055	0.3960	0.3000	9.77	10.0	-2.3	20.0
2,4-Dichlorophenol	Ave	0.2680	0.2731	0.2000	10.2	10.0	1.9	20.0
1,2,4-Trichlorobenzene	Ave	0.3098	0.3175		10.2	10.0	2.5	20.0
Naphthalene	Ave	0.9829	0.9737	0.7000	9.91	10.0	-0.9	20.0
4-Chloroaniline	Ave	0.4056	0.4088	0.0100	10.1	10.0	0.8	20.0
Hexachlorobutadiene	Ave	0.1883	0.1901	0.0100	10.1	10.0	0.9	20.0
Caprolactam	Ave	0.0926	0.0987	0.0100	21.3	20.0	6.6	20.0
4-Chloro-3-methylphenol	Ave	0.3335	0.3252	0.2000	9.75	10.0	-2.5	20.0
2-Methylnaphthalene	Ave	0.6611	0.6465	0.4000	9.78	10.0	-2.2	20.0
1-Methylnaphthalene	Ave	0.6172	0.6053		9.81	10.0	-1.9	20.0
Hexachlorocyclopentadiene	Ave	0.3204	0.3121	0.0500	9.74	10.0	-2.6	20.0
1,2,4,5-Tetrachlorobenzene	Ave	0.5381	0.5324	0.0100	9.89	10.0	-1.1	20.0
2,4,6-Trichlorophenol	Ave	0.3332	0.3389	0.2000	10.2	10.0	1.7	20.0
2,4,5-Trichlorophenol	Ave	0.3503	0.3497	0.2000	9.98	10.0	-0.2	20.0
1,1'-Biphenyl	Ave	1.395	1.351	0.0100	9.69	10.0	-3.1	20.0
2-Chloronaphthalene	Ave	1.058	1.037	0.8000	9.81	10.0	-1.9	20.0
2-Nitroaniline	Ave	0.3638	0.3631	0.0100	9.98	10.0	-0.2	20.0

FORM VII
GC/MS SEMI VOA CONTINUING CALIBRATION DATA

Lab Name: TestAmerica Canton Job No.: 240-28372-1

SDG No.:

Lab Sample ID: CCV 240-100975/2 Calibration Date: 09/11/2013 09:24

Instrument ID: A4HP7 Calib Start Date: 09/05/2013 15:47

GC Column: RXI-5SILMS ID: 0.45(mm) Calib End Date: 09/05/2013 19:11

Lab File ID: 30911002.D Conc. Units: ng/uL

ANALYTE	CURVE TYPE	AVE RRF	RRF	MIN RRF	CALC AMOUNT	SPIKE AMOUNT	%D	MAX %D
Dimethyl phthalate	Ave	1.195	1.175	0.0100	9.83	10.0	-1.7	20.0
1,3-Dinitrobenzene	Ave	0.1777	0.1941		10.9	10.0	9.2	20.0
2,6-Dinitrotoluene	Ave	0.2594	0.2745		10.6	10.0	5.8	20.0
Acenaphthylene	Ave	1.673	1.640	0.9000	9.80	10.0	-2.0	20.0
3-Nitroaniline	Ave	0.2781	0.2933	0.0100	10.5	10.0	5.5	20.0
2,4-Dinitrophenol	Lin1		0.1805	0.0100	18.3	20.0	-8.5	20.0
Acenaphthene	Ave	1.119	1.068	0.9000	9.55	10.0	-4.5	20.0
4-Nitrophenol	Ave	0.2155	0.2034		18.9	20.0	-5.6	20.0
2,4-Dinitrotoluene	Ave	0.3435	0.3662	0.2000	10.7	10.0	6.6	20.0
Dibenzofuran	Ave	1.500	1.496	0.8000	9.97	10.0	-0.3	20.0
2,3,4,6-Tetrachlorophenol	Ave	0.3027	0.3057	0.0100	10.1	10.0	1.0	20.0
Diethyl phthalate	Ave	1.185	1.142	0.0100	9.64	10.0	-3.6	20.0
4-Chlorophenyl phenyl ether	Ave	0.6238	0.6231	0.4000	9.99	10.0	-0.1	20.0
4-Nitroaniline	Ave	0.2811	0.3015	0.0100	10.7	10.0	7.2	20.0
Fluorene	Ave	1.247	1.223	0.9000	9.80	10.0	-2.0	20.0
4,6-Dinitro-2-methylphenol	Lin1		0.1388	0.0100	18.5	20.0	-7.7	20.0
N-Nitrosodiphenylamine	Ave	0.5221	0.5297	0.0100	20.3	20.0	1.5	20.0
1,2-Diphenylhydrazine(as Azobenzene)	Ave	0.8368	0.7937		9.48	10.0	-5.2	20.0
4-Bromophenyl phenyl ether	Ave	0.1966	0.2039	0.1000	10.4	10.0	3.7	20.0
Hexachlorobenzene	Ave	0.1978	0.1983	0.1000	10.0	10.0	0.3	20.0
Atrazine	Ave	0.1820	0.1795	0.0100	19.7	20.0	-1.4	20.0
Pentachlorophenol	Ave	0.1350	0.1344	0.0500	19.9	20.0	-0.4	20.0
Phenanthrene	Ave	1.040	1.008	0.7000	9.69	10.0	-3.1	20.0
Anthracene	Ave	1.056	1.025	0.7000	9.70	10.0	-3.0	20.0
Carbazole	Ave	0.9213	0.9376	0.0100	10.2	10.0	1.8	20.0
Di-n-butyl phthalate	Ave	1.088	1.140	0.0100	10.5	10.0	4.8	20.0
Fluoranthene	Ave	1.169	1.197	0.6000	10.2	10.0	2.4	20.0
Benzidine	Ave	0.1911	0.1903		19.9	20.0	-0.5	20.0
Pyrene	Ave	1.075	1.065	0.6000	9.91	10.0	-0.9	20.0
Butyl benzyl phthalate	Ave	0.4399	0.4488	0.0100	10.2	10.0	2.0	20.0
3,3'-Dichlorobenzidine	Ave	0.3389	0.3623	0.0100	21.4	20.0	6.9	20.0
Bis(2-ethylhexyl) phthalate	Ave	0.6123	0.6347	0.0100	10.4	10.0	3.7	20.0
Benzo[a]anthracene	Ave	1.046	1.066	0.8000	10.2	10.0	1.8	20.0
Chrysene	Ave	0.9811	0.9867	0.7000	10.1	10.0	0.6	20.0
Di-n-octyl phthalate	Ave	1.167	1.225	0.0100	10.5	10.0	4.9	20.0
Benzo[b]fluoranthene	Ave	1.045	1.106	0.7000	10.6	10.0	5.8	20.0
Benzo[k]fluoranthene	Ave	1.139	1.109	0.7000	9.74	10.0	-2.6	20.0
Benzo[a]pyrene	Ave	1.022	1.038	0.7000	10.2	10.0	1.5	20.0
Indeno[1,2,3-cd]pyrene	Ave	1.147	1.190	0.5000	10.4	10.0	3.8	20.0
Dibenzo(a,h)anthracene	Ave	0.9777	1.009	0.4000	10.3	10.0	3.2	20.0

FORM VII
GC/MS SEMI VOA CONTINUING CALIBRATION DATA

Lab Name: TestAmerica Canton Job No.: 240-28372-1

SDG No.:

Lab Sample ID: CCV 240-100975/2 Calibration Date: 09/11/2013 09:24

Instrument ID: A4HP7 Calib Start Date: 09/05/2013 15:47

GC Column: RXI-5SILMS ID: 0.45(mm) Calib End Date: 09/05/2013 19:11

Lab File ID: 30911002.D Conc. Units: ng/uL

ANALYTE	CURVE TYPE	AVE RRF	RRF	MIN RRF	CALC AMOUNT	SPIKE AMOUNT	%D	MAX %D
Benzo[g,h,i]perylene	Ave	0.9666	1.002	0.5000	10.4	10.0	3.7	20.0
2-Fluorophenol (Surr)	Ave	1.308	1.322		10.1	10.0	1.1	20.0
Phenol-d5 (Surr)	Ave	1.764	1.706		9.67	10.0	-3.3	20.0
Nitrobenzene-d5 (Surr)	Ave	0.4333	0.4081		9.42	10.0	-5.8	20.0
2-Fluorobiphenyl (Surr)	Ave	1.246	1.213		9.74	10.0	-2.6	20.0
2,4,6-Tribromophenol (Surr)	Ave	0.1467	0.1558		10.6	10.0	6.2	20.0
Terphenyl-d14 (Surr)	Ave	0.6557	0.6523		9.95	10.0	-0.5	20.0

FORM II
PCBS SURROGATE RECOVERY

Lab Name: TestAmerica Canton Job No.: 240-28372-1

SDG No.:

Matrix: Solid Level: Low

GC Column (1): CLP-2 ID: 0.53 (mm) GC Column (2): CLP-1 ID: 0.53 (mm)

Client Sample ID	Lab Sample ID	TCX1 #	TCX2 #	DCB1 #	DCB2 #
DR-SB-200-04-06	240-28372-1	75	73	136	129
DR-SB-200-10-12	240-28372-2	81	60	59	62
DR-SB-201-02-04	240-28372-3	80	77	82	79
DR-SB-201-08-10	240-28372-4	84	82	80	82
DR-SB-203-02-04	240-28372-5	82	76	81	81
DR-SB-203-10-12	240-28372-6	89	83	84	86
	MB 240-100250/23-A	83	77	83	85
	LCS 240-100250/24-A	78	82	87	91

	QC LIMITS
TCX = Tetrachloro-m-xylene	29-151
DCB = Decachlorobiphenyl	14-163

Column to be used to flag recovery values

FORM II 8082A

FORM IV
PCBS METHOD BLANK SUMMARY

Lab Name: TestAmerica Canton Job No.: 240-28372-1

SDG No.:

Lab Sample ID: MB 240-100250/23-A

Matrix: Solid Date Extracted: 09/05/2013 11:13

Lab File ID:(1) P1300017.D Lab File ID:(2) P1300017.D

Date Analyzed:(1) 09/09/2013 23:22 Date Analyzed:(2) 09/09/2013 23:22

Instrument ID:(1) A2HP13 Instrument ID:(2) A2HP13

GC Column:(1) CLP-2 ID: 0.53(mm) GC Column:(2) CLP-1 ID: 0.53(mm)

THIS METHOD BLANK APPLIES TO THE FOLLOWING SAMPLES:

CLIENT SAMPLE ID	LAB SAMPLE ID	DATE ANALYZED 1	DATE ANALYZED 2
DR-SB-200-10-12	240-28372-2	09/09/2013 22:23	09/09/2013 22:23
DR-SB-201-08-10	240-28372-4	09/09/2013 22:52	09/09/2013 22:52
DR-SB-203-10-12	240-28372-6	09/09/2013 23:52	09/09/2013 23:52
	LCS 240-100250/24-A	09/10/2013 02:06	09/10/2013 02:06
DR-SB-200-04-06	240-28372-1	09/10/2013 10:40	09/10/2013 10:40
DR-SB-201-02-04	240-28372-3	09/10/2013 10:54	09/10/2013 10:54
DR-SB-203-02-04	240-28372-5	09/10/2013 11:09	09/10/2013 11:09

PCBS BATCH WORKSHEET

Lab Name: TestAmerica Canton Job No.: 240-28372-1

SDG No.:

Batch Number: 100250 Batch Start Date: 09/05/13 13:20 Batch Analyst: Coast, Chris

Batch Method: 3540C Batch End Date: 09/06/13 05:20

Lab Sample ID	Client Sample ID	Method Chain	Basis	InitialAmount	FinalAmount	EX10PPMSPK 00009	EX2/.2SURRW 00029		
240-28372-F-1	DR-SB-200-04-06	3540C, 8082A	T	30.18 g	10 mL		1 mL		
240-28372-F-2	DR-SB-200-10-12	3540C, 8082A	T	29.85 g	10 mL		1 mL		
240-28372-F-3	DR-SB-201-02-04	3540C, 8082A	T	30.27 g	10 mL		1 mL		
240-28372-F-4	DR-SB-201-08-10	3540C, 8082A	T	29.56 g	10 mL		1 mL		
240-28372-F-5	DR-SB-203-02-04	3540C, 8082A	T	29.52 g	10 mL		1 mL		
240-28372-F-6	DR-SB-203-10-12	3540C, 8082A	T	29.96 g	10 mL		1 mL		
MB 240-100250/23		3540C, 8082A		30.00 g	10 mL		1 mL		
LCS 240-100250/24		3540C, 8082A		30.00 g	10 mL	1 mL	1 mL		

Batch Notes	
Acid used for Clean Up Reagent	1115285
Balance ID	b036
Person's name who did the concentration	se/ac
Exchange Solvent Lot #	1037686
Na2SO4 Lot Number	963860
Prep Solvent Lot #	1131846

Basis	Basis Description
T	Total/NA

The pound sign (#) in the amount added field denotes that the reagent was used undiluted. All calculations are performed using the stated concentration for this reagent.

FORM I
PCBS ORGANICS ANALYSIS DATA SHEET

Lab Name: TestAmerica Canton | Job No.: 240-28372-1

SDG No.:

Client Sample ID: | Lab Sample ID: MB 240-100250/23-A

Matrix: Solid | Lab File ID: P1300017.D

Analysis Method: 8082A | Date Collected:

Extraction Method: 3540C | Date Extracted: 09/05/2013 11:13

Sample wt/vol: 30.00(g) | Date Analyzed: 09/09/2013 23:22

Con. Extract Vol.: 10(mL) | Dilution Factor: 1

Injection Volume: 1(uL) | GC Column: CLP-2 ID: 0.53(mm)

% Moisture: | GPC Cleanup:(Y/N) N

Analysis Batch No.: 100696 | Units: ug/Kg

CAS NO.	COMPOUND NAME	RESULT	Q	RL	MDL
12674-11-2	Aroclor-1016	33	U	33	21
11104-28-2	Aroclor-1221	33	U	33	16
11141-16-5	Aroclor-1232	33	U	33	14
53469-21-9	Aroclor-1242	33	U	33	13
12672-29-6	Aroclor-1248	33	U	33	17
11097-69-1	Aroclor-1254	33	U	33	17
11096-82-5	Aroclor-1260	33	U	33	17

CAS NO.	SURROGATE	%REC	Q	LIMITS
877-09-8	Tetrachloro-m-xylene	83		29-151
2051-24-3	Decachlorobiphenyl	83		14-163

FORM I
PCBS ORGANICS ANALYSIS DATA SHEET

Lab Name: TestAmerica Canton Job No.: 240-28372-1

SDG No.:

Client Sample ID: Lab Sample ID: MB 240-100250/23-A

Matrix: Solid Lab File ID: P1300017.D

Analysis Method: 8082A Date Collected:

Extraction Method: 3540C Date Extracted: 09/05/2013 11:13

Sample wt/vol: 30.00(g) Date Analyzed: 09/09/2013 23:22

Con. Extract Vol.: 10(mL) Dilution Factor: 1

Injection Volume: 1(uL) GC Column: CLP-1 ID: 0.53(mm)

% Moisture: GPC Cleanup:(Y/N) N

Analysis Batch No.: 100696 Units: ug/Kg

CAS NO.	SURROGATE	%REC	Q	LIMITS
877-09-8	Tetrachloro-m-xylene	77		29-151
2051-24-3	Decachlorobiphenyl	85		14-163

FORM III
PCBS LAB CONTROL SAMPLE RECOVERY

Lab Name: TestAmerica Canton Job No.: 240-28372-1

SDG No.:

Matrix: Solid Level: Low Lab File ID: P1300028.D

Lab ID: LCS 240-100250/24-A Client ID:

COMPOUND	SPIKE ADDED (ug/Kg)	LCS CONCENTRATION (ug/Kg)	LCS % REC	QC LIMITS REC	#
Aroclor-1016	333	261	78	62-120	
Aroclor-1260	333	295	89	56-122	

Column to be used to flag recovery and RPD values

FORM III 8082A

FORM X
IDENTIFICATION SUMMARY

Lab Name: TestAmerica Canton Job No.: 240-28372-1

SDG No.:

Client Sample ID: Lab Sample ID: LCS 240-100250/24-A

Instrument ID (1): A2HP13 Instrument ID (2): A2HP13

Date Analyzed (1): 09/10/2013 02:06 Date Analyzed (2): 09/10/2013 02:06

GC Column (1): CLP-2 ID: 0.53(mm) GC Column (2): CLP-1 ID: 0.53(mm)

ANALYTE	COL	PEAK	RT	RT WINDOW		CONCENTRATION		RPD
				FROM	TO	PEAK	MEAN	
Aroclor-1016	1	1	2.22	2.16	2.26	232	261	0.0
		2	2.65	2.60	2.70	255		
		3	3.14	3.09	3.19	301		
		4	3.29	3.24	3.34	258		
		5	3.81	3.76	3.86	258		
	2	1	1.48	1.43	1.53	230	276	
		2	1.78	1.73	1.83	265		
		3	2.20	2.15	2.25	325		
		4	2.32	2.27	2.37	292		
		5	2.73	2.68	2.78	270		
Aroclor-1260	1	1	5.24	5.19	5.29	274	295	0.0
		2	5.49	5.44	5.54	294		
		3	5.88	5.83	5.93	331		
		4	6.61	6.56	6.66	295		
		5	7.01	6.96	7.06	282		
	2	1	4.01	3.96	4.06	287	301	
		2	4.32	4.27	4.37	299		
		3	4.61	4.56	4.66	333		
		4	5.36	5.31	5.41	285		
		5	5.66	5.61	5.71	304		

PCBS ANALYSIS RUN LOG

Lab Name: TestAmerica Canton Job No.: 240-28372-1

SDG No.:

Instrument ID: A2HP13 Start Date: 09/06/2013 16:29

Analysis Batch Number: 100485 End Date: 09/07/2013 04:38

LAB SAMPLE ID	CLIENT SAMPLE ID	DATE ANALYZED	DILUTION FACTOR	LAB FILE ID	COLUMN ID
STD005 240-100485/3 IC		09/06/2013 16:29	1	P1300003.D	CLP-1 0.53(mm)
STD005 240-100485/3 IC		09/06/2013 16:29	1	P1300003.D	CLP-2 0.53(mm)
STD01 240-100485/4 IC		09/06/2013 16:44	1	P1300004.D	CLP-1 0.53(mm)
STD01 240-100485/4 IC		09/06/2013 16:44	1	P1300004.D	CLP-2 0.53(mm)
STD02 240-100485/5 IC		09/06/2013 16:59	1	P1300005.D	CLP-1 0.53(mm)
STD02 240-100485/5 IC		09/06/2013 16:59	1	P1300005.D	CLP-2 0.53(mm)
STD05 240-100485/6 IC		09/06/2013 17:14	1	P1300006.D	CLP-1 0.53(mm)
STD05 240-100485/6 IC		09/06/2013 17:14	1	P1300006.D	CLP-2 0.53(mm)
STD1 240-100485/7 IC		09/06/2013 17:28	1	P1300007.D	CLP-1 0.53(mm)
STD1 240-100485/7 IC		09/06/2013 17:28	1	P1300007.D	CLP-2 0.53(mm)
STD2 240-100485/8 IC		09/06/2013 17:43	1	P1300008.D	CLP-1 0.53(mm)
STD2 240-100485/8 IC		09/06/2013 17:43	1	P1300008.D	CLP-2 0.53(mm)
STD005 240-100485/9 IC		09/06/2013 17:58	1	P1300009.D	CLP-1 0.53(mm)
STD005 240-100485/9 IC		09/06/2013 17:58	1	P1300009.D	CLP-2 0.53(mm)
STD01 240-100485/10 IC		09/06/2013 18:13	1	P1300010.D	CLP-1 0.53(mm)
STD01 240-100485/10 IC		09/06/2013 18:13	1	P1300010.D	CLP-2 0.53(mm)
STD02 240-100485/11 IC		09/06/2013 18:28	1	P1300011.D	CLP-1 0.53(mm)
STD02 240-100485/11 IC		09/06/2013 18:28	1	P1300011.D	CLP-2 0.53(mm)
STD05 240-100485/12 IC		09/06/2013 18:43	1	P1300012.D	CLP-1 0.53(mm)
STD05 240-100485/12 IC		09/06/2013 18:43	1	P1300012.D	CLP-2 0.53(mm)
STD1 240-100485/13 IC		09/06/2013 18:58	1	P1300013.D	CLP-1 0.53(mm)
STD1 240-100485/13 IC		09/06/2013 18:58	1	P1300013.D	CLP-2 0.53(mm)
STD2 240-100485/14 IC		09/06/2013 19:13	1	P1300014.D	CLP-1 0.53(mm)
STD2 240-100485/14 IC		09/06/2013 19:13	1	P1300014.D	CLP-2 0.53(mm)
STD005 240-100485/15 IC		09/06/2013 19:27	1	P1300015.D	CLP-1 0.53(mm)
STD005 240-100485/15 IC		09/06/2013 19:27	1	P1300015.D	CLP-2 0.53(mm)
STD01 240-100485/16 IC		09/06/2013 19:42	1	P1300016.D	CLP-1 0.53(mm)
STD01 240-100485/16 IC		09/06/2013 19:42	1	P1300016.D	CLP-2 0.53(mm)
STD02 240-100485/17 IC		09/06/2013 19:57	1	P1300017.D	CLP-1 0.53(mm)
STD02 240-100485/17 IC		09/06/2013 19:57	1	P1300017.D	CLP-2 0.53(mm)
STD05 240-100485/18 IC		09/06/2013 20:12	1	P1300018.D	CLP-1 0.53(mm)
STD05 240-100485/18 IC		09/06/2013 20:12	1	P1300018.D	CLP-2 0.53(mm)
STD1 240-100485/19 IC		09/06/2013 20:27	1	P1300019.D	CLP-1 0.53(mm)

8082A

PCBS ANALYSIS RUN LOG

Lab Name: TestAmerica Canton Job No.: 240-28372-1

SDG No.:

Instrument ID: A2HP13 Start Date: 09/06/2013 16:29

Analysis Batch Number: 100485 End Date: 09/07/2013 04:38

LAB SAMPLE ID	CLIENT SAMPLE ID	DATE ANALYZED	DILUTION FACTOR	LAB FILE ID	COLUMN ID
STD1 240-100485/19 IC		09/06/2013 20:27	1	P1300019.D	CLP-2 0.53(mm)
STD2 240-100485/20 IC		09/06/2013 20:42	1	P1300020.D	CLP-1 0.53(mm)
STD2 240-100485/20 IC		09/06/2013 20:42	1	P1300020.D	CLP-2 0.53(mm)
STD005 240-100485/21 IC		09/06/2013 20:57	1	P1300021.D	CLP-1 0.53(mm)
STD005 240-100485/21 IC		09/06/2013 20:57	1	P1300021.D	CLP-2 0.53(mm)
STD01 240-100485/22 IC		09/06/2013 21:12	1	P1300022.D	CLP-1 0.53(mm)
STD01 240-100485/22 IC		09/06/2013 21:12	1	P1300022.D	CLP-2 0.53(mm)
STD02 240-100485/23 IC		09/06/2013 21:26	1	P1300023.D	CLP-1 0.53(mm)
STD02 240-100485/23 IC		09/06/2013 21:26	1	P1300023.D	CLP-2 0.53(mm)
STD05 240-100485/24 IC		09/06/2013 21:41	1	P1300024.D	CLP-1 0.53(mm)
STD05 240-100485/24 IC		09/06/2013 21:41	1	P1300024.D	CLP-2 0.53(mm)
STD1 240-100485/25 IC		09/06/2013 21:56	1	P1300025.D	CLP-1 0.53(mm)
STD1 240-100485/25 IC		09/06/2013 21:56	1	P1300025.D	CLP-2 0.53(mm)
STD2 240-100485/26 IC		09/06/2013 22:11	1	P1300026.D	CLP-1 0.53(mm)
STD2 240-100485/26 IC		09/06/2013 22:11	1	P1300026.D	CLP-2 0.53(mm)
STD005 240-100485/27 IC		09/06/2013 22:26	1	P1300027.D	CLP-1 0.53(mm)
STD005 240-100485/27 IC		09/06/2013 22:26	1	P1300027.D	CLP-2 0.53(mm)
STD01 240-100485/28 IC		09/06/2013 22:41	1	P1300028.D	CLP-1 0.53(mm)
STD01 240-100485/28 IC		09/06/2013 22:41	1	P1300028.D	CLP-2 0.53(mm)
STD02 240-100485/29 IC		09/06/2013 22:56	1	P1300029.D	CLP-1 0.53(mm)
STD02 240-100485/29 IC		09/06/2013 22:56	1	P1300029.D	CLP-2 0.53(mm)
STD05 240-100485/30 ICRT		09/06/2013 23:11	1	P1300030.D	CLP-1 0.53(mm)
STD05 240-100485/30 ICRT		09/06/2013 23:11	1	P1300030.D	CLP-2 0.53(mm)
STD1 240-100485/31 IC		09/06/2013 23:26	1	P1300031.D	CLP-1 0.53(mm)
STD1 240-100485/31 IC		09/06/2013 23:26	1	P1300031.D	CLP-2 0.53(mm)
STD2 240-100485/32 IC		09/06/2013 23:40	1	P1300032.D	CLP-1 0.53(mm)
STD2 240-100485/32 IC		09/06/2013 23:40	1	P1300032.D	CLP-2 0.53(mm)
STD005 240-100485/33 IC		09/06/2013 23:55	1		CLP-1 0.53(mm)
STD005 240-100485/33 IC		09/06/2013 23:55	1		CLP-2 0.53(mm)
STD01 240-100485/34 IC		09/07/2013 00:10	1		CLP-1 0.53(mm)
STD01 240-100485/34 IC		09/07/2013 00:10	1		CLP-2 0.53(mm)

PCBS ANALYSIS RUN LOG

Lab Name: TestAmerica Canton Job No.: 240-28372-1

SDG No.:

Instrument ID: A2HP13 Start Date: 09/06/2013 16:29

Analysis Batch Number: 100485 End Date: 09/07/2013 04:38

LAB SAMPLE ID	CLIENT SAMPLE ID	DATE ANALYZED	DILUTION FACTOR	LAB FILE ID	COLUMN ID
STD02 240-100485/35 IC		09/07/2013 00:25	1		CLP-1 0.53(mm)
STD02 240-100485/35 IC		09/07/2013 00:25	1		CLP-2 0.53(mm)
STD05 240-100485/36 IC		09/07/2013 00:40	1		CLP-1 0.53(mm)
STD05 240-100485/36 IC		09/07/2013 00:40	1		CLP-2 0.53(mm)
STD1 240-100485/37 IC		09/07/2013 00:55	1		CLP-1 0.53(mm)
STD1 240-100485/37 IC		09/07/2013 00:55	1		CLP-2 0.53(mm)
STD2 240-100485/38 IC		09/07/2013 01:10	1		CLP-1 0.53(mm)
STD2 240-100485/38 IC		09/07/2013 01:10	1		CLP-2 0.53(mm)
STD005 240-100485/39 IC		09/07/2013 01:25	1		CLP-1 0.53(mm)
STD005 240-100485/39 IC		09/07/2013 01:25	1		CLP-2 0.53(mm)
STD01 240-100485/40 IC		09/07/2013 01:39	1		CLP-1 0.53(mm)
STD01 240-100485/40 IC		09/07/2013 01:39	1		CLP-2 0.53(mm)
STD02 240-100485/41 IC		09/07/2013 01:54	1		CLP-1 0.53(mm)
STD02 240-100485/41 IC		09/07/2013 01:54	1		CLP-2 0.53(mm)
STD05 240-100485/42 IC		09/07/2013 02:09	1		CLP-1 0.53(mm)
STD05 240-100485/42 IC		09/07/2013 02:09	1		CLP-2 0.53(mm)
STD1 240-100485/43 IC		09/07/2013 02:24	1		CLP-1 0.53(mm)
STD1 240-100485/43 IC		09/07/2013 02:24	1		CLP-2 0.53(mm)
STD2 240-100485/44 IC		09/07/2013 02:39	1		CLP-1 0.53(mm)
STD2 240-100485/44 IC		09/07/2013 02:39	1		CLP-2 0.53(mm)
ICV 240-100485/45		09/07/2013 02:54	1		CLP-1 0.53(mm)
ICV 240-100485/45		09/07/2013 02:54	1		CLP-2 0.53(mm)
ICV 240-100485/46		09/07/2013 03:09	1		CLP-1 0.53(mm)
ICV 240-100485/46		09/07/2013 03:09	1		CLP-2 0.53(mm)
ICV 240-100485/47		09/07/2013 03:24	1		CLP-1 0.53(mm)
ICV 240-100485/47		09/07/2013 03:24	1		CLP-2 0.53(mm)
ICV 240-100485/48		09/07/2013 03:39	1		CLP-1 0.53(mm)
ICV 240-100485/48		09/07/2013 03:39	1		CLP-2 0.53(mm)
ICV 240-100485/49		09/07/2013 03:54	1		CLP-1 0.53(mm)
ICV 240-100485/49		09/07/2013 03:54	1		CLP-2 0.53(mm)
ICV 240-100485/50		09/07/2013 04:08	1	P1300050.D	CLP-1 0.53(mm)
ICV 240-100485/50		09/07/2013 04:08	1	P1300050.D	CLP-2 0.53(mm)
ICV 240-100485/51		09/07/2013 04:23	1		CLP-1 0.53(mm)
ICV 240-100485/51		09/07/2013 04:23	1		CLP-2 0.53(mm)
ICV 240-100485/52		09/07/2013 04:38	1		CLP-1 0.53(mm)
ICV 240-100485/52		09/07/2013 04:38	1		CLP-2 0.53(mm)

PCBS ANALYSIS RUN LOG

Lab Name: TestAmerica Canton Job No.: 240-28372-1

SDG No.:

Instrument ID: A2HP13 Start Date: 09/09/2013 19:54

Analysis Batch Number: 100696 End Date: 09/10/2013 02:21

LAB SAMPLE ID	CLIENT SAMPLE ID	DATE ANALYZED	DILUTION FACTOR	LAB FILE ID	COLUMN ID
CCV 240-100696/3 CCVRT		09/09/2013 19:54	1	P1300003.D	CLP-1 0.53(mm)
CCV 240-100696/3 CCVRT		09/09/2013 19:54	1	P1300003.D	CLP-2 0.53(mm)
ZZZZZ		09/09/2013 20:09	1		CLP-1 0.53(mm)
ZZZZZ		09/09/2013 20:09	1		CLP-2 0.53(mm)
ZZZZZ		09/09/2013 20:24	1		CLP-1 0.53(mm)
ZZZZZ		09/09/2013 20:24	1		CLP-2 0.53(mm)
ZZZZZ		09/09/2013 20:38	1		CLP-1 0.53(mm)
ZZZZZ		09/09/2013 20:38	1		CLP-2 0.53(mm)
ZZZZZ		09/09/2013 20:53	5		CLP-1 0.53(mm)
ZZZZZ		09/09/2013 20:53	5		CLP-2 0.53(mm)
ZZZZZ		09/09/2013 21:08	1		CLP-1 0.53(mm)
ZZZZZ		09/09/2013 21:08	1		CLP-2 0.53(mm)
ZZZZZ		09/09/2013 21:23	1		CLP-1 0.53(mm)
ZZZZZ		09/09/2013 21:23	1		CLP-2 0.53(mm)
ZZZZZ		09/09/2013 21:38	1		CLP-1 0.53(mm)
ZZZZZ		09/09/2013 21:38	1		CLP-2 0.53(mm)
ZZZZZ		09/09/2013 21:53	5		CLP-1 0.53(mm)
ZZZZZ		09/09/2013 21:53	5		CLP-2 0.53(mm)
ZZZZZ		09/09/2013 22:08	1		CLP-1 0.53(mm)
ZZZZZ		09/09/2013 22:08	1		CLP-2 0.53(mm)
240-28372-2	DR-SB-200-10-12	09/09/2013 22:23	1	P1300013.D	CLP-1 0.53(mm)
240-28372-2	DR-SB-200-10-12	09/09/2013 22:23	1	P1300013.D	CLP-2 0.53(mm)
ZZZZZ		09/09/2013 22:38	1		CLP-1 0.53(mm)
ZZZZZ		09/09/2013 22:38	1		CLP-2 0.53(mm)
240-28372-4	DR-SB-201-08-10	09/09/2013 22:52	1	P1300015.D	CLP-1 0.53(mm)
240-28372-4	DR-SB-201-08-10	09/09/2013 22:52	1	P1300015.D	CLP-2 0.53(mm)
ZZZZZ		09/09/2013 23:07	1		CLP-1 0.53(mm)
ZZZZZ		09/09/2013 23:07	1		CLP-2 0.53(mm)
MB 240-100250/23-A		09/09/2013 23:22	1	P1300017.D	CLP-1 0.53(mm)
MB 240-100250/23-A		09/09/2013 23:22	1	P1300017.D	CLP-2 0.53(mm)
CCV 240-100696/18		09/09/2013 23:37	1	P1300018.D	CLP-1 0.53(mm)
CCV 240-100696/18		09/09/2013 23:37	1	P1300018.D	CLP-2 0.53(mm)
240-28372-6	DR-SB-203-10-12	09/09/2013 23:52	1	P1300019.D	CLP-1 0.53(mm)
240-28372-6	DR-SB-203-10-12	09/09/2013 23:52	1	P1300019.D	CLP-2 0.53(mm)
ZZZZZ		09/10/2013 01:36	1		CLP-1 0.53(mm)
ZZZZZ		09/10/2013 01:36	1		CLP-2 0.53(mm)
ZZZZZ		09/10/2013 01:51	1		CLP-1 0.53(mm)
ZZZZZ		09/10/2013 01:51	1		CLP-2 0.53(mm)
LCS 240-100250/24-A		09/10/2013 02:06	1	P1300028.D	CLP-1 0.53(mm)
LCS 240-100250/24-A		09/10/2013 02:06	1	P1300028.D	CLP-2 0.53(mm)
CCV 240-100696/29		09/10/2013 02:21	1	P1300029.D	CLP-1 0.53(mm)
CCV 240-100696/29		09/10/2013 02:21	1	P1300029.D	CLP-2 0.53(mm)

PCBS ANALYSIS RUN LOG

Lab Name: TestAmerica Canton Job No.: 240-28372-1

SDG No.:

Instrument ID: A2HP13 Start Date: 09/10/2013 09:40

Analysis Batch Number: 100765 End Date: 09/10/2013 13:09

LAB SAMPLE ID	CLIENT SAMPLE ID	DATE ANALYZED	DILUTION FACTOR	LAB FILE ID	COLUMN ID
CCV 240-100765/3 CCVRT		09/10/2013 09:40	1	P1300003.D	CLP-1 0.53(mm)
CCV 240-100765/3 CCVRT		09/10/2013 09:40	1	P1300003.D	CLP-2 0.53(mm)
ZZZZZ		09/10/2013 09:55	1		CLP-1 0.53(mm)
ZZZZZ		09/10/2013 09:55	1		CLP-2 0.53(mm)
ZZZZZ		09/10/2013 10:10	1		CLP-1 0.53(mm)
ZZZZZ		09/10/2013 10:10	1		CLP-2 0.53(mm)
ZZZZZ		09/10/2013 10:25	1		CLP-1 0.53(mm)
ZZZZZ		09/10/2013 10:25	1		CLP-2 0.53(mm)
240-28372-1	DR-SB-200-04-06	09/10/2013 10:40	1	P1300007.D	CLP-1 0.53(mm)
240-28372-1	DR-SB-200-04-06	09/10/2013 10:40	1	P1300007.D	CLP-2 0.53(mm)
240-28372-3	DR-SB-201-02-04	09/10/2013 10:54	1	P1300008.D	CLP-1 0.53(mm)
240-28372-3	DR-SB-201-02-04	09/10/2013 10:54	1	P1300008.D	CLP-2 0.53(mm)
240-28372-5	DR-SB-203-02-04	09/10/2013 11:09	1	P1300009.D	CLP-1 0.53(mm)
240-28372-5	DR-SB-203-02-04	09/10/2013 11:09	1	P1300009.D	CLP-2 0.53(mm)
ZZZZZ		09/10/2013 12:54	1		CLP-1 0.53(mm)
ZZZZZ		09/10/2013 12:54	1		CLP-2 0.53(mm)
CCV 240-100765/17		09/10/2013 13:09	1	P1300017.D	CLP-1 0.53(mm)
CCV 240-100765/17		09/10/2013 13:09	1	P1300017.D	CLP-2 0.53(mm)

FORM VI
PCBS INITIAL CALIBRATION DATA
EXTERNAL STANDARD CURVE EVALUATION

Lab Name: TestAmerica Canton Job No.: 240-28372-1 Analy Batch No.: 100485

SDG No.:

Instrument ID: A2HP13 GC Column: CLP-1 ID: 0.53(mm) Heated Purge: (Y/N) N

Calibration Start Date: 09/06/2013 16:29 Calibration End Date: 09/06/2013 17:43 Calibration ID: 17276

Calibration Files:

LEVEL:	LAB SAMPLE ID:	LAB FILE ID:
Level 1	STD005 240-100485/3	P1300003.D
Level 2	STD01 240-100485/4	P1300004.D
Level 3	STD02 240-100485/5	P1300005.D
Level 4	STD05 240-100485/6	P1300006.D
Level 5	STD1 240-100485/7	P1300007.D
Level 6	STD2 240-100485/8	P1300008.D

ANALYTE	CF				CURVE TYPE	COEFFICIENT			#	MIN CF	%RSD	#	MAX %RSD	R^2 OR COD	#	MIN R^2 OR COD
	LVL 1 LVL 5	LVL 2 LVL 6	LVL 3	LVL 4		B	M1	M2								
PCB-1232 Peak 1	28809440 22306440	27695550 21271194	25679470	23575052	Ave		24889524.3				12.0		20.0			
PCB-1232 Peak 2	20642060 15392396	18754790 14587051	19224460	14033012	Ave		17105628.2				16.0		20.0			
PCB-1232 Peak 3	36798040 33792271	37744480 31478057	34509105	33524366	Ave		34641053.1				6.6		20.0			
PCB-1232 Peak 4	15025700 14545742	17219860 13896870	15976615	14522604	Ave		15197898.5				7.9		20.0			
PCB-1232 Peak 5	15244880 12796045	15040870 11987218	13695655	13006718	Ave		13628564.4				9.5		20.0			

Note: The m1 coefficient is the same as Ave CF for an Ave curve type.

FORM VI
PCBS INITIAL CALIBRATION DATA
EXTERNAL STANDARD CURVE EVALUATION

Lab Name: TestAmerica Canton Job No.: 240-28372-1 Analy Batch No.: 100485

SDG No.:

Instrument ID: A2HP13 GC Column: CLP-2 ID: 0.53(mm) Heated Purge: (Y/N) N

Calibration Start Date: 09/06/2013 16:29 Calibration End Date: 09/06/2013 17:43 Calibration ID: 17277

Calibration Files:

LEVEL:	LAB SAMPLE ID:	LAB FILE ID:
Level 1	STD005 240-100485/3	P1300003.D
Level 2	STD01 240-100485/4	P1300004.D
Level 3	STD02 240-100485/5	P1300005.D
Level 4	STD05 240-100485/6	P1300006.D
Level 5	STD1 240-100485/7	P1300007.D
Level 6	STD2 240-100485/8	P1300008.D

ANALYTE	CF				CURVE TYPE	COEFFICIENT			#	MIN CF	%RSD	#	MAX %RSD	R^2 OR COD	#	MIN R^2 OR COD
	LVL 1 LVL 5	LVL 2 LVL 6	LVL 3	LVL 4		B	M1	M2								
PCB-1232 Peak 1	34187720 26343023	32582220 24829233	29658020	27798372	Ave		29233098.1				12.0		20.0			
PCB-1232 Peak 2	30792560 20442268	26252630 19112402	23845875	20556854	Ave		23500431.5				19.0		20.0			
PCB-1232 Peak 3	47895260 41157776	46062860 38569540	41656345	40483020	Ave		42637466.8				8.4		20.0			
PCB-1232 Peak 4	22331920 18137842	21247720 17267079	19944775	18190230	Ave		19519927.7				10.0		20.0			
PCB-1232 Peak 5	17572040 14394415	17246230 13429395	15504880	15139240	Ave		15547700.0				10.0		20.0			

Note: The m1 coefficient is the same as Ave CF for an Ave curve type.

FORM VI
PCBS INITIAL CALIBRATION DATA
EXTERNAL STANDARD CURVE EVALUATION

Lab Name: TestAmerica Canton Job No.: 240-28372-1 Analy Batch No.: 100485

SDG No.:

Instrument ID: A2HP13 GC Column: CLP-1 ID: 0.53(mm) Heated Purge: (Y/N) N

Calibration Start Date: 09/06/2013 17:58 Calibration End Date: 09/06/2013 19:13 Calibration ID: 17282

Calibration Files:

LEVEL:	LAB SAMPLE ID:	LAB FILE ID:
Level 1	STD005 240-100485/9	P1300009.D
Level 2	STD01 240-100485/10	P1300010.D
Level 3	STD02 240-100485/11	P1300011.D
Level 4	STD05 240-100485/12	P1300012.D
Level 5	STD1 240-100485/13	P1300013.D
Level 6	STD2 240-100485/14	P1300014.D

ANALYTE	CF				CURVE TYPE	COEFFICIENT			#	MIN CF	%RSD	#	MAX %RSD	R^2 OR COD	#	MIN R^2 OR COD
	LVL 1 LVL 5	LVL 2 LVL 6	LVL 3	LVL 4		B	M1	M2								
PCB-1242 Peak 1	22662540 17233958	22121550 15349131	18547420	18221420	Ave		19022669.9				15.0		20.0			
PCB-1242 Peak 2	38846940 30817971	37088130 27374329	31825665	32080562	Ave		33005599.5				13.0		20.0			
PCB-1242 Peak 3	72701200 62575631	68781080 58560360	62236190	63495720	Ave		64725030.3				7.9		20.0			
PCB-1242 Peak 4	34237580 28454490	31957240 25716426	28329090	28890708	Ave		29597589.1				10.0		20.0			
PCB-1242 Peak 5	32439040 26703682	30304520 24505709	26800735	27015656	Ave		27961556.9				10.0		20.0			

Note: The m1 coefficient is the same as Ave CF for an Ave curve type.

FORM VI
PCBS INITIAL CALIBRATION DATA
EXTERNAL STANDARD CURVE EVALUATION

Lab Name: TestAmerica Canton Job No.: 240-28372-1 Analy Batch No.: 100485

SDG No.:

Instrument ID: A2HP13 GC Column: CLP-2 ID: 0.53(mm) Heated Purge: (Y/N) N

Calibration Start Date: 09/06/2013 17:58 Calibration End Date: 09/06/2013 19:13 Calibration ID: 17283

Calibration Files:

LEVEL:	LAB SAMPLE ID:	LAB FILE ID:
Level 1	STD005 240-100485/9	P1300009.D
Level 2	STD01 240-100485/10	P1300010.D
Level 3	STD02 240-100485/11	P1300011.D
Level 4	STD05 240-100485/12	P1300012.D
Level 5	STD1 240-100485/13	P1300013.D
Level 6	STD2 240-100485/14	P1300014.D

ANALYTE	CF				CURVE TYPE	COEFFICIENT			#	MIN CF	%RSD	#	MAX %RSD	R^2 OR COD	#	MIN R^2 OR COD
	LVL 1 LVL 5	LVL 2 LVL 6	LVL 3	LVL 4		B	M1	M2								
PCB-1242 Peak 1	26738960 20002099	23901380 18077681	21349305	20688912	Ave		21793056.2				14.0		20.0			
PCB-1242 Peak 2	51420080 38164803	43652940 34636540	38804575	39812054	Ave		41081831.9				14.0		20.0			
PCB-1242 Peak 3	89135980 76444002	80722920 72571902	73010185	76943214	Ave		78138033.8				7.9		20.0			
PCB-1242 Peak 4	42018960 35089563	37494290 32009360	33581540	35702452	Ave		35982694.1				9.7		20.0			
PCB-1242 Peak 5	40138960 30123196	34334460 28471895	30388525	31145818	Ave		32433809.0				13.0		20.0			

Note: The m1 coefficient is the same as Ave CF for an Ave curve type.

FORM VI
PCBS INITIAL CALIBRATION DATA
EXTERNAL STANDARD CURVE EVALUATION

Lab Name: TestAmerica Canton Job No.: 240-28372-1 Analy Batch No.: 100485

SDG No.:

Instrument ID: A2HP13 GC Column: CLP-1 ID: 0.53(mm) Heated Purge: (Y/N) N

Calibration Start Date: 09/06/2013 19:27 Calibration End Date: 09/06/2013 20:42 Calibration ID: 17288

Calibration Files:

LEVEL:	LAB SAMPLE ID:	LAB FILE ID:
Level 1	STD005 240-100485/15	P1300015.D
Level 2	STD01 240-100485/16	P1300016.D
Level 3	STD02 240-100485/17	P1300017.D
Level 4	STD05 240-100485/18	P1300018.D
Level 5	STD1 240-100485/19	P1300019.D
Level 6	STD2 240-100485/20	P1300020.D

ANALYTE	CF				CURVE TYPE	COEFFICIENT			#	MIN CF	%RSD	#	MAX %RSD	R^2 OR COD	#	MIN R^2 OR COD
	LVL 1 LVL 5	LVL 2 LVL 6	LVL 3	LVL 4		B	M1	M2								
PCB-1248 Peak 1	18581960 14982195	21743760 14047378	17199680	16096992	Ave		17108660.9				16.0		20.0			
PCB-1248 Peak 2	45458720 40491136	46159960 37562317	42157635	40104178	Ave		41988990.9				7.9		20.0			
PCB-1248 Peak 3	49240040 42607970	49661550 39571303	45039325	42595578	Ave		44785961.0				9.0		20.0			
PCB-1248 Peak 4	27219340 24562080	26605670 23027518	24444135	23935166	Ave		24965651.4				6.5		20.0			
PCB-1248 Peak 5	21980560 19896761	23369770 19514517	21232295	20453026	Ave		21074488.2				6.8		20.0			

Note: The m1 coefficient is the same as Ave CF for an Ave curve type.

FORM VI
PCBS INITIAL CALIBRATION DATA
EXTERNAL STANDARD CURVE EVALUATION

Lab Name: TestAmerica Canton Job No.: 240-28372-1 Analy Batch No.: 100485

SDG No.:

Instrument ID: A2HP13 GC Column: CLP-2 ID: 0.53(mm) Heated Purge: (Y/N) N

Calibration Start Date: 09/06/2013 19:27 Calibration End Date: 09/06/2013 20:42 Calibration ID: 17289

Calibration Files:

LEVEL:	LAB SAMPLE ID:	LAB FILE ID:
Level 1	STD005 240-100485/15	P1300015.D
Level 2	STD01 240-100485/16	P1300016.D
Level 3	STD02 240-100485/17	P1300017.D
Level 4	STD05 240-100485/18	P1300018.D
Level 5	STD1 240-100485/19	P1300019.D
Level 6	STD2 240-100485/20	P1300020.D

ANALYTE	CF				CURVE TYPE	COEFFICIENT			#	MIN CF	%RSD	#	MAX %RSD	R^2 OR COD	#	MIN R^2 OR COD
	LVL 1 LVL 5	LVL 2 LVL 6	LVL 3	LVL 4		B	M1	M2								
PCB-1248 Peak 1	24181580 18803383	23755550 16953906	21502335	19567840	Ave		20794099.0				14.0		20.0			
PCB-1248 Peak 2	56751180 49662453	53670160 45304792	50406240	47564960	Ave		50559964.1				8.2		20.0			
PCB-1248 Peak 3	54327740 48644084	54699570 46188323	51314740	48955800	Ave		50688376.2				6.7		20.0			
PCB-1248 Peak 4	58202860 53328345	55896280 50050383	54728230	51381770	Ave		53931311.3				5.5		20.0			
PCB-1248 Peak 5	33080120 28096939	31838350 26209484	29518130	27537420	Ave		29380073.8				9.0		20.0			

Note: The m1 coefficient is the same as Ave CF for an Ave curve type.

FORM VI
PCBS INITIAL CALIBRATION DATA
EXTERNAL STANDARD CURVE EVALUATION

Lab Name: TestAmerica Canton Job No.: 240-28372-1 Analy Batch No.: 100485

SDG No.:

Instrument ID: A2HP13 GC Column: CLP-1 ID: 0.53(mm) Heated Purge: (Y/N) N

Calibration Start Date: 09/06/2013 20:57 Calibration End Date: 09/06/2013 22:11 Calibration ID: 17294

Calibration Files:

LEVEL:	LAB SAMPLE ID:	LAB FILE ID:
Level 1	STD005 240-100485/21	P1300021.D
Level 2	STD01 240-100485/22	P1300022.D
Level 3	STD02 240-100485/23	P1300023.D
Level 4	STD05 240-100485/24	P1300024.D
Level 5	STD1 240-100485/25	P1300025.D
Level 6	STD2 240-100485/26	P1300026.D

ANALYTE	CF				CURVE TYPE	COEFFICIENT			#	MIN CF	%RSD	#	MAX %RSD	R^2 OR COD	#	MIN R^2 OR COD
	LVL 1 LVL 5	LVL 2 LVL 6	LVL 3	LVL 4		B	M1	M2								
PCB-1221 Peak 1	16029020 10845035	14797870 10327406	13342960	11635498	Ave		12829631.5				18.0		20.0			
PCB-1221 Peak 2	8585880 5346798	7948980 5297971	6830275	5657694	Lin1	218750.263	5207618.81							0.9980		0.9900
PCB-1221 Peak 3	37587680 26687461	33676600 25650526	32055670	29457000	Ave		30852489.5				15.0		20.0			
PCB-1254 Peak 1	77750840 61591170	67744210 62780571	69335785	66671528	Ave		67645684.0				8.5		20.0			
PCB-1254 Peak 2	80887800 67284222	73558170 68939478	75332210	73648268	Ave		73275024.6				6.6		20.0			
PCB-1254 Peak 3	59862120 49442619	54198260 50670802	56437570	55012016	Ave		54270564.5				7.0		20.0			
PCB-1254 Peak 4	55298740 44471824	50363730 45463401	51274450	49372598	Ave		49374123.8				8.1		20.0			
PCB-1254 Peak 5	75064140 59894194	66930320 61732132	68550320	67109742	Ave		66546807.9				8.1		20.0			

Note: The m1 coefficient is the same as Ave CF for an Ave curve type.

FORM VI
PCBS INITIAL CALIBRATION DATA
EXTERNAL STANDARD CURVE EVALUATION

Lab Name: TestAmerica Canton Job No.: 240-28372-1 Analy Batch No.: 100485

SDG No.:

Instrument ID: A2HP13 GC Column: CLP-2 ID: 0.53(mm) Heated Purge: (Y/N) N

Calibration Start Date: 09/06/2013 20:57 Calibration End Date: 09/06/2013 22:11 Calibration ID: 17295

Calibration Files:

LEVEL:	LAB SAMPLE ID:	LAB FILE ID:
Level 1	STD005 240-100485/21	P1300021.D
Level 2	STD01 240-100485/22	P1300022.D
Level 3	STD02 240-100485/23	P1300023.D
Level 4	STD05 240-100485/24	P1300024.D
Level 5	STD1 240-100485/25	P1300025.D
Level 6	STD2 240-100485/26	P1300026.D

ANALYTE	CF				CURVE TYPE	COEFFICIENT			#	MIN CF	%RSD	#	MAX %RSD	R^2 OR COD	#	MIN R^2 OR COD
	LVL 1 LVL 5	LVL 2 LVL 6	LVL 3	LVL 4		B	M1	M2								
PCB-1221 Peak 1	17716280 12724296	16290910 12562186	15352625	14045068	Ave		14781894.2				14.0		20.0			
PCB-1221 Peak 2	12041260 8227255	10856060 7932037	10210345	9286302	Ave		9758876.42				16.0		20.0			
PCB-1221 Peak 3	43125980 30515983	38569910 30226979	36228035	33513472	Ave		35363393.3				14.0		20.0			
PCB-1254 Peak 1	63689320 49277418	57705420 50087692	55654000	51425346	Ave		54639866.0				10.0		20.0			
PCB-1254 Peak 2	69216360 53162537	60868990 55025511	59161875	56234524	Ave		58944966.1				9.8		20.0			
PCB-1254 Peak 3	99603380 83612668	92609840 86836177	93707795	91071450	Ave		91240218.3				6.1		20.0			
PCB-1254 Peak 4	76491040 62179958	68304640 65148565	70473995	68729428	Ave		68554604.3				7.1		20.0			
PCB-1254 Peak 5	90592460 76891018	81400440 80334820	87111020	85786454	Ave		83686035.3				6.0		20.0			

Note: The m1 coefficient is the same as Ave CF for an Ave curve type.

FORM VI
PCBS INITIAL CALIBRATION DATA
EXTERNAL STANDARD CURVE EVALUATION

Lab Name: TestAmerica Canton | Job No.: 240-28372-1 | Analy Batch No.: 100485

SDG No.:

Instrument ID: A2HP13 | GC Column: CLP-1 | ID: 0.53(mm) | Heated Purge: (Y/N) N

Calibration Start Date: 09/06/2013 22:26 | Calibration End Date: 09/06/2013 23:40 | Calibration ID: 17300

Calibration Files:

LEVEL:	LAB SAMPLE ID:	LAB FILE ID:
Level 1	STD005 240-100485/27	P1300027.D
Level 2	STD01 240-100485/28	P1300028.D
Level 3	STD02 240-100485/29	P1300029.D
Level 4	STD05 240-100485/30	P1300030.D
Level 5	STD1 240-100485/31	P1300031.D
Level 6	STD2 240-100485/32	P1300032.D

ANALYTE	CF				CURVE TYPE	COEFFICIENT			#	MIN CF	%RSD	#	MAX %RSD	R^2 OR COD	#	MIN R^2 OR COD
	LVL 1 LVL 5	LVL 2 LVL 6	LVL 3	LVL 4		B	M1	M2								
PCB-1016 Peak 1	28177700 19913791	23790320 19427933	23661700	22411120	Ave		22897093.9				14.0		20.0			
PCB-1016 Peak 2	47036740 35475786	41852700 35104324	40677095	37938580	Ave		39680870.8				11.0		20.0			
PCB-1016 Peak 3	90229820 76329159	74884700 76423757	83115035	78774078	Ave		79959424.8				7.3		20.0			
PCB-1016 Peak 4	41649420 32960100	30802860 33279713	36773345	34909780	Ave		35062536.3				11.0		20.0			
PCB-1016 Peak 5	39823920 31881967	37185900 32416360	35632565	33960806	Ave		35150252.9				8.6		20.0			
PCB-1260 Peak 1	56615880 46643964	53384200 47685016	50816910	49158410	Ave		50717396.7				7.4		20.0			
PCB-1260 Peak 2	108265540 90912614	102166230 92217263	99350140	94212106	Ave		97853982.1				6.8		20.0			
PCB-1260 Peak 3	92680620 80213413	87755540 81545202	87477460	80890440	Ave		85093779.1				5.9		20.0			
PCB-1260 Peak 4	130369100 117171308	123982110 118015348	126764895	114004532	Ave		121717882				5.2		20.0			
PCB-1260 Peak 5	62215740 54999208	59209510 55144626	59976165	52010468	Ave		57259286.2				6.7		20.0			
Tetrachloro-m-xylene	1432613200 1193569380	1248363400 1193837520	1302712400	1269478720	Ave		1273429103				7.0		20.0			
Decachlorobiphenyl	1188436800 1020334720	1087774600 1024409890	1146609800	939981280	Ave		1067924515				8.5		20.0			

Note: The m1 coefficient is the same as Ave CF for an Ave curve type.

FORM VI
PCBS INITIAL CALIBRATION DATA
EXTERNAL STANDARD CURVE EVALUATION

Lab Name: TestAmerica Canton Job No.: 240-28372-1 Analy Batch No.: 100485

SDG No.:

Instrument ID: A2HP13 GC Column: CLP-2 ID: 0.53(mm) Heated Purge: (Y/N) N

Calibration Start Date: 09/06/2013 22:26 Calibration End Date: 09/06/2013 23:40 Calibration ID: 17301

Calibration Files:

LEVEL:	LAB SAMPLE ID:	LAB FILE ID:
Level 1	STD005 240-100485/27	P1300027.D
Level 2	STD01 240-100485/28	P1300028.D
Level 3	STD02 240-100485/29	P1300029.D
Level 4	STD05 240-100485/30	P1300030.D
Level 5	STD1 240-100485/31	P1300031.D
Level 6	STD2 240-100485/32	P1300032.D

ANALYTE	CF				CURVE TYPE	COEFFICIENT			#	MIN CF	%RSD	#	MAX %RSD	R^2 OR COD	#	MIN R^2 OR COD
	LVL 1 LVL 5	LVL 2 LVL 6	LVL 3	LVL 4		B	M1	M2								
PCB-1016 Peak 1	31055280 22642688	27965170 22256990	26359400	24866644	Ave		25857695.3				13.0		20.0			
PCB-1016 Peak 2	61586820 44566146	56140650 43951079	52284265	48361696	Ave		51148442.7				13.0		20.0			
PCB-1016 Peak 3	108652620 92998392	102030460 94750098	100353500	95743614	Ave		99088114.0				5.9		20.0			
PCB-1016 Peak 4	49141940 39917040	47116840 40199076	45112510	42846030	Ave		44055572.7				8.5		20.0			
PCB-1016 Peak 5	45399160 31298855	39880350 31759100	37028250	33454246	Ave		36469993.5				15.0		20.0			
PCB-1260 Peak 1	78749580 62688888	73090320 64418586	67106575	67085438	Ave		68856564.4				8.7		20.0			
PCB-1260 Peak 2	82957760 66888482	77431670 69663844	74421575	69170950	Ave		73422380.2				8.2		20.0			
PCB-1260 Peak 3	114829440 100032755	105053580 102871093	105924405	100278642	Ave		104831653				5.2		20.0			
PCB-1260 Peak 4	145249320 136772548	129110540 140712176	143584745	129746512	Ave		137529307				5.0		20.0			
PCB-1260 Peak 5	111572980 99946570	104481990 103955462	107420675	94129448	Ave		103584521				5.8		20.0			
Tetrachloro-m-xylene	1595364000 1392744760	1440824200 1442674100	1452576000	1438021040	Ave		1460367350				4.7		20.0			
Decachlorobiphenyl	1337908000 1175493900	1248092000 1196011070	1314759800	1076402920	Ave		1224777948				7.9		20.0			

Note: The m1 coefficient is the same as Ave CF for an Ave curve type.

FORM VII
PCBS CONTINUING CALIBRATION DATA

Lab Name: TestAmerica Canton Job No.: 240-28372-1

SDG No.:

Lab Sample ID: ICV 240-100485/50 Calibration Date: 09/07/2013 04:08

Instrument ID: A2HP13 Calib Start Date: 09/06/2013 22:26

GC Column: CLP-1 ID: 0.53(mm) Calib End Date: 09/06/2013 23:40

Lab File ID: P1300050.D Conc. Units: ng/uL

ANALYTE	CURVE TYPE	AVE CF	CF	MIN CF	CALC AMOUNT	SPIKE AMOUNT	%D	MAX %D
PCB-1016 Peak 1	Ave	22897094	20342139		0.888	1.00	-11.2	20.0
PCB-1016 Peak 2	Ave	39680871	37323753		0.941	1.00	-5.9	20.0
PCB-1016 Peak 3	Ave	79959425	77153102		0.965	1.00	-3.5	20.0
PCB-1016 Peak 4	Ave	35062536	34443149		0.982	1.00	-1.8	20.0
PCB-1016 Peak 5	Ave	35150253	33577207		0.955	1.00	-4.5	20.0
PCB-1260 Peak 1	Ave	50717397	48499916		0.956	1.00	-4.4	20.0
PCB-1260 Peak 2	Ave	97853982	93569358		0.956	1.00	-4.4	20.0
PCB-1260 Peak 3	Ave	85093779	81138059		0.954	1.00	-4.6	20.0
PCB-1260 Peak 4	Ave	121717882	122946281		1.01	1.00	1.0	20.0
PCB-1260 Peak 5	Ave	57259286	57288775		1.00	1.00	0.0	20.0

FORM VII
PCBS CONTINUING CALIBRATION DATA

Lab Name: TestAmerica Canton Job No.: 240-28372-1

SDG No.:

Lab Sample ID: ICV 240-100485/50 Calibration Date: 09/07/2013 04:08

Instrument ID: A2HP13 Calib Start Date: 09/06/2013 22:26

GC Column: CLP-2 ID: 0.53(mm) Calib End Date: 09/06/2013 23:40

Lab File ID: P1300050.D Conc. Units: ng/uL

ANALYTE	CURVE TYPE	AVE CF	CF	MIN CF	CALC AMOUNT	SPIKE AMOUNT	%D	MAX %D
PCB-1016 Peak 1	Ave	25857695	24032114		0.929	1.00	-7.1	20.0
PCB-1016 Peak 2	Ave	51148443	46874468		0.916	1.00	-8.4	20.0
PCB-1016 Peak 3	Ave	99088114	98225054		0.991	1.00	-0.9	20.0
PCB-1016 Peak 4	Ave	44055573	41647811		0.945	1.00	-5.5	20.0
PCB-1016 Peak 5	Ave	36469994	33197620		0.910	1.00	-9.0	20.0
PCB-1260 Peak 1	Ave	68856564	64559488		0.938	1.00	-6.2	20.0
PCB-1260 Peak 2	Ave	73422380	69965926		0.953	1.00	-4.7	20.0
PCB-1260 Peak 3	Ave	104831653	101606396		0.969	1.00	-3.1	20.0
PCB-1260 Peak 4	Ave	137529307	146393818		1.06	1.00	6.4	20.0
PCB-1260 Peak 5	Ave	103584521	103065251		0.995	1.00	-0.5	20.0

FORM VIII
PCBS ANALYTICAL SEQUENCE

Lab Name: TestAmerica Canton Job No.: 240-28372-1

SDG No.:

Sample No.: CCV 240-100696/3 Date Analyzed: 09/09/2013 19:54

Instrument ID: A2HP13 GC Column: CLP-1 ID: 0.53(mm)

Lab File ID (Standard): P1300003.D Heated Purge: (Y/N) N

Calibration ID: 17300

THE ANALYTICAL SEQUENCE OF BLANKS, SAMPLES, STANDARDS, MS/MSDs AND LCSs IS GIVEN BELOW:

				TCX	DCB	
				RT #	RT #	
CONTINUING CALIBRATION SURROGATE				1.19	6.88	
UPPER LIMIT				1.29	6.98	
LOWER LIMIT				1.09	6.78	
LAB SAMPLE ID	CLIENT SAMPLE ID	DATE ANALYZED	LAB FILE ID			
CCV 240-100696/3 CCVRT		09/09/2013 19:54	P1300003.D	1.19	6.88	
240-28372-2	DR-SB-200-10-12	09/09/2013 22:23	P1300013.D	1.20	6.88	
240-28372-4	DR-SB-201-08-10	09/09/2013 22:52	P1300015.D	1.19	6.88	
MB 240-100250/23-A		09/09/2013 23:22	P1300017.D	1.20	6.89	
CCV 240-100696/18		09/09/2013 23:37	P1300018.D	1.19	6.88	
240-28372-6	DR-SB-203-10-12	09/09/2013 23:52	P1300019.D	1.20	6.88	
LCS 240-100250/24-A		09/10/2013 02:06	P1300028.D	1.19	6.88	
CCV 240-100696/29		09/10/2013 02:21	P1300029.D	1.19	6.88	

TCX = Tetrachloro-m-xylene
DCB = DCB Decachlorobiphenyl

TCX RT Limit = ± 0.1 minutes of surrogate RT
DCB RT Limit = ± 0.1 minutes of surrogate RT

Column used to flag values outside QC limits

FORM VIII 8082A

FORM VIII
PCBS ANALYTICAL SEQUENCE

Lab Name: TestAmerica Canton Job No.: 240-28372-1

SDG No.:

Sample No.: CCV 240-100696/3 Date Analyzed: 09/09/2013 19:54

Instrument ID: A2HP13 GC Column: CLP-2 ID: 0.53(mm)

Lab File ID (Standard): P1300003.D Heated Purge: (Y/N) N

Calibration ID: 17301

THE ANALYTICAL SEQUENCE OF BLANKS, SAMPLES, STANDARDS, MS/MSDs AND LCSs IS GIVEN BELOW:

				TCX	DCB	
				RT #	RT #	
CONTINUING CALIBRATION SURROGATE				1.70	8.33	
UPPER LIMIT				1.80	8.43	
LOWER LIMIT				1.60	8.23	
LAB SAMPLE ID	CLIENT SAMPLE ID	DATE ANALYZED	LAB FILE ID			
CCV 240-100696/3 CCVRT		09/09/2013 19:54	P1300003.D	1.70	8.33	
240-28372-2	DR-SB-200-10-12	09/09/2013 22:23	P1300013.D	1.71	8.33	
240-28372-4	DR-SB-201-08-10	09/09/2013 22:52	P1300015.D	1.71	8.33	
MB 240-100250/23-A		09/09/2013 23:22	P1300017.D	1.71	8.33	
CCV 240-100696/18		09/09/2013 23:37	P1300018.D	1.71	8.33	
240-28372-6	DR-SB-203-10-12	09/09/2013 23:52	P1300019.D	1.71	8.33	
LCS 240-100250/24-A		09/10/2013 02:06	P1300028.D	1.71	8.33	
CCV 240-100696/29		09/10/2013 02:21	P1300029.D	1.70	8.33	

TCX = Tetrachloro-m-xylene
DCB = DCB Decachlorobiphenyl

TCX RT Limit = ± 0.1 minutes of surrogate RT
DCB RT Limit = ± 0.1 minutes of surrogate RT

Column used to flag values outside QC limits

FORM VIII 8082A

FORM VII
PCBS CONTINUING CALIBRATION DATA

Lab Name: TestAmerica Canton Job No.: 240-28372-1

SDG No.:

Lab Sample ID: CCV 240-100696/3 Calibration Date: 09/09/2013 19:54

Instrument ID: A2HP13 Calib Start Date: 09/06/2013 22:26

GC Column: CLP-1 ID: 0.53(mm) Calib End Date: 09/06/2013 23:40

Lab File ID: P1300003.D Conc. Units: ng/uL

ANALYTE	CURVE TYPE	AVE CF	CF	MIN CF	CALC AMOUNT	SPIKE AMOUNT	%D	MAX %D
PCB-1016 Peak 1	Ave	22897094	23129026		0.505	0.500	1.0	20.0
PCB-1016 Peak 2	Ave	39680871	40413694		0.509	0.500	1.8	20.0
PCB-1016 Peak 3	Ave	79959425	94123300		0.589	0.500	17.7	20.0
PCB-1016 Peak 4	Ave	35062536	37374086		0.533	0.500	6.6	20.0
PCB-1016 Peak 5	Ave	35150253	36310776		0.517	0.500	3.3	20.0
PCB-1260 Peak 1	Ave	50717397	51270218		0.505	0.500	1.1	20.0
PCB-1260 Peak 2	Ave	97853982	102000246		0.521	0.500	4.2	20.0
PCB-1260 Peak 3	Ave	85093779	90628286		0.533	0.500	6.5	20.0
PCB-1260 Peak 4	Ave	121717882	132088038		0.543	0.500	8.5	20.0
PCB-1260 Peak 5	Ave	57259286	60364334		0.527	0.500	5.4	20.0
Tetrachloro-m-xylene	Ave	1273429103	1367563080		0.0268	0.0250	7.4	20.0
Decachlorobiphenyl	Ave	1067924515	1018263360		0.0238	0.0250	-4.7	20.0

FORM VII
PCBS CONTINUING CALIBRATION DATA

Lab Name: TestAmerica Canton Job No.: 240-28372-1

SDG No.:

Lab Sample ID: CCV 240-100696/3 Calibration Date: 09/09/2013 19:54

Instrument ID: A2HP13 Calib Start Date: 09/06/2013 22:26

GC Column: CLP-2 ID: 0.53(mm) Calib End Date: 09/06/2013 23:40

Lab File ID: P1300003.D Conc. Units: ng/uL

ANALYTE	CURVE TYPE	AVE CF	CF	MIN CF	CALC AMOUNT	SPIKE AMOUNT	%D	MAX %D
PCB-1016 Peak 1	Ave	25857695	25817072		0.499	0.500	-0.2	20.0
PCB-1016 Peak 2	Ave	51148443	51531592		0.504	0.500	0.7	20.0
PCB-1016 Peak 3	Ave	99088114	109035622		0.550	0.500	10.0	20.0
PCB-1016 Peak 4	Ave	44055573	44662888		0.507	0.500	1.4	20.0
PCB-1016 Peak 5	Ave	36469994	35623560		0.488	0.500	-2.3	20.0
PCB-1260 Peak 1	Ave	68856564	59485420		0.432	0.500	-13.6	20.0
PCB-1260 Peak 2	Ave	73422380	70375034		0.479	0.500	-4.2	20.0
PCB-1260 Peak 3	Ave	104831653	101832340		0.486	0.500	-2.9	20.0
PCB-1260 Peak 4	Ave	137529307	133453578		0.485	0.500	-3.0	20.0
PCB-1260 Peak 5	Ave	103584521	90084474		0.435	0.500	-13.0	20.0
Tetrachloro-m-xylene	Ave	1460367350	1574154760		0.0269	0.0250	7.8	20.0
Decachlorobiphenyl	Ave	1224777948	1087681520		0.0222	0.0250	-11.2	20.0

FORM VII
PCBS CONTINUING CALIBRATION DATA

Lab Name: TestAmerica Canton Job No.: 240-28372-1

SDG No.:

Lab Sample ID: CCV 240-100696/18 Calibration Date: 09/09/2013 23:37

Instrument ID: A2HP13 Calib Start Date: 09/06/2013 22:26

GC Column: CLP-1 ID: 0.53(mm) Calib End Date: 09/06/2013 23:40

Lab File ID: P1300018.D Conc. Units: ng/uL

ANALYTE	CURVE TYPE	AVE CF	CF	MIN CF	CALC AMOUNT	SPIKE AMOUNT	%D	MAX %D
PCB-1016 Peak 1	Ave	22897094	22615108		0.494	0.500	-1.2	20.0
PCB-1016 Peak 2	Ave	39680871	41343536		0.521	0.500	4.2	20.0
PCB-1016 Peak 3	Ave	79959425	98181916		0.614	0.500	22.8*	20.0
PCB-1016 Peak 4	Ave	35062536	38488410		0.549	0.500	9.8	20.0
PCB-1016 Peak 5	Ave	35150253	36147064		0.514	0.500	2.8	20.0
PCB-1260 Peak 1	Ave	50717397	55353012		0.546	0.500	9.1	20.0
PCB-1260 Peak 2	Ave	97853982	110703378		0.566	0.500	13.1	20.0
PCB-1260 Peak 3	Ave	85093779	99772860		0.586	0.500	17.3	20.0
PCB-1260 Peak 4	Ave	121717882	148235962		0.609	0.500	21.8*	20.0
PCB-1260 Peak 5	Ave	57259286	68457618		0.598	0.500	19.6	20.0
Tetrachloro-m-xylene	Ave	1273429103	1413957880		0.0278	0.0250	11.0	20.0
Decachlorobiphenyl	Ave	1067924515	1198322320		0.0281	0.0250	12.2	20.0

FORM VII
PCBS CONTINUING CALIBRATION DATA

Lab Name: TestAmerica Canton Job No.: 240-28372-1

SDG No.:

Lab Sample ID: CCV 240-100696/18 Calibration Date: 09/09/2013 23:37

Instrument ID: A2HP13 Calib Start Date: 09/06/2013 22:26

GC Column: CLP-2 ID: 0.53(mm) Calib End Date: 09/06/2013 23:40

Lab File ID: P1300018.D Conc. Units: ng/uL

ANALYTE	CURVE TYPE	AVE CF	CF	MIN CF	CALC AMOUNT	SPIKE AMOUNT	%D	MAX %D
PCB-1016 Peak 1	Ave	25857695	26575180		0.514	0.500	2.8	20.0
PCB-1016 Peak 2	Ave	51148443	53573154		0.524	0.500	4.7	20.0
PCB-1016 Peak 3	Ave	99088114	115171974		0.581	0.500	16.2	20.0
PCB-1016 Peak 4	Ave	44055573	47570000		0.540	0.500	8.0	20.0
PCB-1016 Peak 5	Ave	36469994	38024136		0.521	0.500	4.3	20.0
PCB-1260 Peak 1	Ave	68856564	70702442		0.513	0.500	2.7	20.0
PCB-1260 Peak 2	Ave	73422380	80824524		0.550	0.500	10.1	20.0
PCB-1260 Peak 3	Ave	104831653	116483472		0.556	0.500	11.1	20.0
PCB-1260 Peak 4	Ave	137529307	157927576		0.574	0.500	14.8	20.0
PCB-1260 Peak 5	Ave	103584521	111196398		0.537	0.500	7.3	20.0
Tetrachloro-m-xylene	Ave	1460367350	1639449800		0.0281	0.0250	12.3	20.0
Decachlorobiphenyl	Ave	1224777948	1199826720		0.0245	0.0250	-2.0	20.0

FORM VII
PCBS CONTINUING CALIBRATION DATA

Lab Name: TestAmerica Canton Job No.: 240-28372-1

SDG No.:

Lab Sample ID: CCV 240-100696/29 Calibration Date: 09/10/2013 02:21

Instrument ID: A2HP13 Calib Start Date: 09/06/2013 22:26

GC Column: CLP-1 ID: 0.53(mm) Calib End Date: 09/06/2013 23:40

Lab File ID: P1300029.D Conc. Units: ng/uL

ANALYTE	CURVE TYPE	AVE CF	CF	MIN CF	CALC AMOUNT	SPIKE AMOUNT	%D	MAX %D
PCB-1016 Peak 1	Ave	22897094	23475244		0.513	0.500	2.5	20.0
PCB-1016 Peak 2	Ave	39680871	42667334		0.538	0.500	7.5	20.0
PCB-1016 Peak 3	Ave	79959425	98406824		0.615	0.500	23.1*	20.0
PCB-1016 Peak 4	Ave	35062536	37975054		0.542	0.500	8.3	20.0
PCB-1016 Peak 5	Ave	35150253	36676850		0.522	0.500	4.3	20.0
PCB-1260 Peak 1	Ave	50717397	55386388		0.546	0.500	9.2	20.0
PCB-1260 Peak 2	Ave	97853982	111714782		0.571	0.500	14.2	20.0
PCB-1260 Peak 3	Ave	85093779	101524556		0.597	0.500	19.3	20.0
PCB-1260 Peak 4	Ave	121717882	150860782		0.620	0.500	23.9*	20.0
PCB-1260 Peak 5	Ave	57259286	70477068		0.615	0.500	23.1*	20.0
Tetrachloro-m-xylene	Ave	1273429103	1463110040		0.0287	0.0250	14.9	20.0
Decachlorobiphenyl	Ave	1067924515	1321418960		0.0309	0.0250	23.7*	20.0

FORM VII
PCBS CONTINUING CALIBRATION DATA

Lab Name: TestAmerica Canton Job No.: 240-28372-1

SDG No.:

Lab Sample ID: CCV 240-100696/29 Calibration Date: 09/10/2013 02:21

Instrument ID: A2HP13 Calib Start Date: 09/06/2013 22:26

GC Column: CLP-2 ID: 0.53(mm) Calib End Date: 09/06/2013 23:40

Lab File ID: P1300029.D Conc. Units: ng/uL

ANALYTE	CURVE TYPE	AVE CF	CF	MIN CF	CALC AMOUNT	SPIKE AMOUNT	%D	MAX %D
PCB-1016 Peak 1	Ave	25857695	27269974		0.527	0.500	5.5	20.0
PCB-1016 Peak 2	Ave	51148443	55048318		0.538	0.500	7.6	20.0
PCB-1016 Peak 3	Ave	99088114	118680516		0.599	0.500	19.8	20.0
PCB-1016 Peak 4	Ave	44055573	48900506		0.555	0.500	11.0	20.0
PCB-1016 Peak 5	Ave	36469994	39511512		0.542	0.500	8.3	20.0
PCB-1260 Peak 1	Ave	68856564	73085110		0.531	0.500	6.1	20.0
PCB-1260 Peak 2	Ave	73422380	84374972		0.575	0.500	14.9	20.0
PCB-1260 Peak 3	Ave	104831653	122646734		0.585	0.500	17.0	20.0
PCB-1260 Peak 4	Ave	137529307	169110084		0.615	0.500	23.0*	20.0
PCB-1260 Peak 5	Ave	103584521	120434312		0.581	0.500	16.3	20.0
Tetrachloro-m-xylene	Ave	1460367350	1681762080		0.0288	0.0250	15.2	20.0
Decachlorobiphenyl	Ave	1224777948	1296630200		0.0265	0.0250	5.9	20.0

FORM VIII
PCBS ANALYTICAL SEQUENCE

Lab Name: TestAmerica Canton Job No.: 240-28372-1

SDG No.:

Sample No.: CCV 240-100765/3 Date Analyzed: 09/10/2013 09:40

Instrument ID: A2HP13 GC Column: CLP-1 ID: 0.53(mm)

Lab File ID (Standard): P1300003.D Heated Purge: (Y/N) N

Calibration ID: 17300

THE ANALYTICAL SEQUENCE OF BLANKS, SAMPLES, STANDARDS, MS/MSDs AND LCSs IS GIVEN BELOW:

				TCX	DCB	
				RT #	RT #	
CONTINUING CALIBRATION SURROGATE				1.19	6.89	
UPPER LIMIT				1.29	6.99	
LOWER LIMIT				1.09	6.79	
LAB SAMPLE ID	CLIENT SAMPLE ID	DATE ANALYZED	LAB FILE ID			
CCV 240-100765/3 CCVRT		09/10/2013 09:40	P1300003.D	1.19	6.89	
240-28372-1	DR-SB-200-04-06	09/10/2013 10:40	P1300007.D	1.19	6.88	
240-28372-3	DR-SB-201-02-04	09/10/2013 10:54	P1300008.D	1.19	6.88	
240-28372-5	DR-SB-203-02-04	09/10/2013 11:09	P1300009.D	1.20	6.88	
CCV 240-100765/17		09/10/2013 13:09	P1300017.D	1.19	6.88	

TCX = Tetrachloro-m-xylene
DCB = DCB Decachlorobiphenyl

TCX RT Limit = ± 0.1 minutes of surrogate RT
DCB RT Limit = ± 0.1 minutes of surrogate RT

Column used to flag values outside QC limits

FORM VIII 8082A

FORM VIII
PCBS ANALYTICAL SEQUENCE

Lab Name: TestAmerica Canton Job No.: 240-28372-1

SDG No.:

Sample No.: CCV 240-100765/3 Date Analyzed: 09/10/2013 09:40

Instrument ID: A2HP13 GC Column: CLP-2 ID: 0.53(mm)

Lab File ID (Standard): P1300003.D Heated Purge: (Y/N) N

Calibration ID: 17301

THE ANALYTICAL SEQUENCE OF BLANKS, SAMPLES, STANDARDS, MS/MSDs AND LCSs IS GIVEN BELOW:

				TCX	DCB	
				RT #	RT #	
CONTINUING CALIBRATION SURROGATE				1.70	8.33	
UPPER LIMIT				1.80	8.43	
LOWER LIMIT				1.60	8.23	
LAB SAMPLE ID	CLIENT SAMPLE ID	DATE ANALYZED	LAB FILE ID			
CCV 240-100765/3 CCVRT		09/10/2013 09:40	P1300003.D	1.70	8.33	
240-28372-1	DR-SB-200-04-06	09/10/2013 10:40	P1300007.D	1.70	8.33	
240-28372-3	DR-SB-201-02-04	09/10/2013 10:54	P1300008.D	1.71	8.33	
240-28372-5	DR-SB-203-02-04	09/10/2013 11:09	P1300009.D	1.71	8.33	
CCV 240-100765/17		09/10/2013 13:09	P1300017.D	1.71	8.33	

TCX = Tetrachloro-m-xylene
DCB = DCB Decachlorobiphenyl

TCX RT Limit = ± 0.1 minutes of surrogate RT
DCB RT Limit = ± 0.1 minutes of surrogate RT

Column used to flag values outside QC limits

FORM VIII 8082A

FORM VII
PCBS CONTINUING CALIBRATION DATA

Lab Name: TestAmerica Canton Job No.: 240-28372-1

SDG No.:

Lab Sample ID: CCV 240-100765/3 Calibration Date: 09/10/2013 09:40

Instrument ID: A2HP13 Calib Start Date: 09/06/2013 22:26

GC Column: CLP-1 ID: 0.53(mm) Calib End Date: 09/06/2013 23:40

Lab File ID: P1300003.D Conc. Units: ng/uL

ANALYTE	CURVE TYPE	AVE CF	CF	MIN CF	CALC AMOUNT	SPIKE AMOUNT	%D	MAX %D
PCB-1016 Peak 1	Ave	22897094	22013076		0.481	0.500	-3.9	20.0
PCB-1016 Peak 2	Ave	39680871	39208122		0.494	0.500	-1.2	20.0
PCB-1016 Peak 3	Ave	79959425	91656392		0.573	0.500	14.6	20.0
PCB-1016 Peak 4	Ave	35062536	36650562		0.523	0.500	4.5	20.0
PCB-1016 Peak 5	Ave	35150253	35550908		0.506	0.500	1.1	20.0
PCB-1260 Peak 1	Ave	50717397	50516762		0.498	0.500	-0.4	20.0
PCB-1260 Peak 2	Ave	97853982	101426428		0.518	0.500	3.7	20.0
PCB-1260 Peak 3	Ave	85093779	93252808		0.548	0.500	9.6	20.0
PCB-1260 Peak 4	Ave	121717882	134566992		0.553	0.500	10.6	20.0
PCB-1260 Peak 5	Ave	57259286	62546698		0.546	0.500	9.2	20.0
Tetrachloro-m-xylene	Ave	1273429103	1317911200		0.0259	0.0250	3.5	20.0
Decachlorobiphenyl	Ave	1067924515	1157097560		0.0271	0.0250	8.4	20.0

FORM VII
PCBS CONTINUING CALIBRATION DATA

Lab Name: TestAmerica Canton Job No.: 240-28372-1

SDG No.:

Lab Sample ID: CCV 240-100765/3 Calibration Date: 09/10/2013 09:40

Instrument ID: A2HP13 Calib Start Date: 09/06/2013 22:26

GC Column: CLP-2 ID: 0.53(mm) Calib End Date: 09/06/2013 23:40

Lab File ID: P1300003.D Conc. Units: ng/uL

ANALYTE	CURVE TYPE	AVE CF	CF	MIN CF	CALC AMOUNT	SPIKE AMOUNT	%D	MAX %D
PCB-1016 Peak 1	Ave	25857695	24740790		0.478	0.500	-4.3	20.0
PCB-1016 Peak 2	Ave	51148443	50030564		0.489	0.500	-2.2	20.0
PCB-1016 Peak 3	Ave	99088114	106859898		0.539	0.500	7.8	20.0
PCB-1016 Peak 4	Ave	44055573	44343924		0.503	0.500	0.7	20.0
PCB-1016 Peak 5	Ave	36469994	35553204		0.487	0.500	-2.5	20.0
PCB-1260 Peak 1	Ave	68856564	64870956		0.471	0.500	-5.8	20.0
PCB-1260 Peak 2	Ave	73422380	74657694		0.508	0.500	1.7	20.0
PCB-1260 Peak 3	Ave	104831653	105549040		0.503	0.500	0.7	20.0
PCB-1260 Peak 4	Ave	137529307	147147422		0.535	0.500	7.0	20.0
PCB-1260 Peak 5	Ave	103584521	108015036		0.521	0.500	4.3	20.0
Tetrachloro-m-xylene	Ave	1460367350	1506817840		0.0258	0.0250	3.2	20.0
Decachlorobiphenyl	Ave	1224777948	1190053400		0.0243	0.0250	-2.8	20.0

FORM VII
PCBS CONTINUING CALIBRATION DATA

Lab Name: TestAmerica Canton Job No.: 240-28372-1

SDG No.:

Lab Sample ID: CCV 240-100765/17 Calibration Date: 09/10/2013 13:09

Instrument ID: A2HP13 Calib Start Date: 09/06/2013 22:26

GC Column: CLP-1 ID: 0.53(mm) Calib End Date: 09/06/2013 23:40

Lab File ID: P1300017.D Conc. Units: ng/uL

ANALYTE	CURVE TYPE	AVE CF	CF	MIN CF	CALC AMOUNT	SPIKE AMOUNT	%D	MAX %D
PCB-1016 Peak 1	Ave	22897094	26262406		0.573	0.500	14.7	20.0
PCB-1016 Peak 2	Ave	39680871	40547594		0.511	0.500	2.2	20.0
PCB-1016 Peak 3	Ave	79959425	94772740		0.593	0.500	18.5	20.0
PCB-1016 Peak 4	Ave	35062536	37435092		0.534	0.500	6.8	20.0
PCB-1016 Peak 5	Ave	35150253	36180442		0.515	0.500	2.9	20.0
PCB-1260 Peak 1	Ave	50717397	51596062		0.509	0.500	1.7	20.0
PCB-1260 Peak 2	Ave	97853982	103266004		0.528	0.500	5.5	20.0
PCB-1260 Peak 3	Ave	85093779	94629184		0.556	0.500	11.2	20.0
PCB-1260 Peak 4	Ave	121717882	137735500		0.566	0.500	13.2	20.0
PCB-1260 Peak 5	Ave	57259286	64755602		0.565	0.500	13.1	20.0
Tetrachloro-m-xylene	Ave	1273429103	1373241200		0.0270	0.0250	7.8	20.0
Decachlorobiphenyl	Ave	1067924515	1196346600		0.0280	0.0250	12.0	20.0

FORM VII
PCBS CONTINUING CALIBRATION DATA

Lab Name: TestAmerica Canton Job No.: 240-28372-1

SDG No.:

Lab Sample ID: CCV 240-100765/17 Calibration Date: 09/10/2013 13:09

Instrument ID: A2HP13 Calib Start Date: 09/06/2013 22:26

GC Column: CLP-2 ID: 0.53(mm) Calib End Date: 09/06/2013 23:40

Lab File ID: P1300017.D Conc. Units: ng/uL

ANALYTE	CURVE TYPE	AVE CF	CF	MIN CF	CALC AMOUNT	SPIKE AMOUNT	%D	MAX %D
PCB-1016 Peak 1	Ave	25857695	24685226		0.477	0.500	-4.5	20.0
PCB-1016 Peak 2	Ave	51148443	49933704		0.488	0.500	-2.4	20.0
PCB-1016 Peak 3	Ave	99088114	106741810		0.539	0.500	7.7	20.0
PCB-1016 Peak 4	Ave	44055573	44105550		0.501	0.500	0.1	20.0
PCB-1016 Peak 5	Ave	36469994	35233432		0.483	0.500	-3.4	20.0
PCB-1260 Peak 1	Ave	68856564	65241964		0.474	0.500	-5.2	20.0
PCB-1260 Peak 2	Ave	73422380	75307622		0.513	0.500	2.6	20.0
PCB-1260 Peak 3	Ave	104831653	108755230		0.519	0.500	3.7	20.0
PCB-1260 Peak 4	Ave	137529307	149636576		0.544	0.500	8.8	20.0
PCB-1260 Peak 5	Ave	103584521	106318618		0.513	0.500	2.6	20.0
Tetrachloro-m-xylene	Ave	1460367350	1515360720		0.0259	0.0250	3.8	20.0
Decachlorobiphenyl	Ave	1224777948	1209165160		0.0247	0.0250	-1.3	20.0

FORM II
GC VOA SURROGATE RECOVERY

Lab Name: TestAmerica Canton Job No.: 240-28372-1

SDG No.:

Matrix: Solid Level: Low

GC Column (1): RTX-VRX ID: 0.45 (mm)

Client Sample ID	Lab Sample ID	TFT1	#
DR-SB-200-04-06	240-28372-1	43	
DR-SB-200-10-12	240-28372-2	38	
DR-SB-201-02-04	240-28372-3	94	
DR-SB-201-08-10	240-28372-4	44	
DR-SB-203-02-04	240-28372-5	32	
DR-SB-203-10-12	240-28372-6	45	
	MB 240-99362/1-A	47	
	MB 240-99701/1-A	96	
	LCS 240-99362/2-A	54	
	LCS 240-99701/2-A	106	
	240-28322-F-2-B MS	56	
	240-28436-F-22-B MS	97	
	240-28322-F-2-C MSD	56	
	240-28436-F-22-C MSD	104	

	QC LIMITS
TFT = Trifluorotoluene (Surr)	10-150

Column to be used to flag recovery values

FORM II 8015C

FORM IV
GC VOA METHOD BLANK SUMMARY

Lab Name: TestAmerica Canton Job No.: 240-28372-1

SDG No.:

Lab Sample ID: MB 240-99362/1-A

Matrix: Solid Date Extracted: 08/28/2013 12:10

Lab File ID:(1) YF082805.D Lab File ID:(2)

Date Analyzed:(1) 08/28/2013 12:16 Date Analyzed:(2)

Instrument ID:(1) YPID Instrument ID:(2)

GC Column:(1) RTX-VRX ID: 0.45(mm) GC Column:(2) ID:

THIS METHOD BLANK APPLIES TO THE FOLLOWING SAMPLES:

CLIENT SAMPLE ID	LAB SAMPLE ID	DATE ANALYZED 1	DATE ANALYZED 2
	LCS 240-99362/2-A	08/28/2013 13:00	
	240-28322-F-2-B MS	08/28/2013 15:16	
	240-28322-F-2-C MSD	08/28/2013 16:00	
DR-SB-200-04-06	240-28372-1	08/28/2013 18:14	
DR-SB-200-10-12	240-28372-2	08/28/2013 18:59	
DR-SB-201-08-10	240-28372-4	08/28/2013 21:10	
DR-SB-203-02-04	240-28372-5	08/28/2013 21:53	
DR-SB-203-10-12	240-28372-6	08/28/2013 22:35	

FORM I
GC VOA ORGANICS ANALYSIS DATA SHEET

Lab Name: TestAmerica Canton Job No.: 240-28372-1

SDG No.:

Client Sample ID: Lab Sample ID: MB 240-99362/1-A

Matrix: Solid Lab File ID: YF082805.D

Analysis Method: 8015C Date Collected:

Sample wt/vol: 5(g) Date Analyzed: 08/28/2013 12:16

Soil Aliquot Vol: Dilution Factor: 1

Soil Extract Vol.: GC Column: RTX-VRX ID: 0.45(mm)

% Moisture: Level: (low/med) Low

Analysis Batch No.: 99374 Units: ug/Kg

CAS NO.	COMPOUND NAME	RESULT	Q	RL	MDL
8006-61-9	Total Petroleum Hydrocarbons (C6-C10)	100	U	100	46

CAS NO.	SURROGATE	%REC	Q	LIMITS
98-08-8	Trifluorotoluene (Surr)	47		10-150

GC VOA BATCH WORKSHEET

Lab Name: TestAmerica Canton Job No.: 240-28372-1

SDG No.:

Batch Number: 99362 Batch Start Date: 08/28/13 12:10 Batch Analyst: Shock, Ray

Batch Method: 5030B Batch End Date:

Lab Sample ID	Client Sample ID	Method Chain	Basis	InitialAmount	FinalAmount	VGGASCHK 00037	VGGASURROGATE 00020		
MB 240-99362/1		5030B, 8015C		5 g	5 mL		1 uL		
LCS 240-99362/2		5030B, 8015C		5 g	5 mL	40 uL	1 uL		
240-28322-F-2 MS		5030B, 8015C	T	5.09 g	5 mL	40 uL	1 uL		
240-28322-F-2 MSD		5030B, 8015C	T	5.05 g	5 mL	40 uL	1 uL		
240-28372-E-1	DR-SB-200-04-06	5030B, 8015C	T	5.00 g	5 mL		1 uL		
240-28372-E-2	DR-SB-200-10-12	5030B, 8015C	T	4.98 g	5 mL		1 uL		
240-28372-E-4	DR-SB-201-08-10	5030B, 8015C	T	5.20 g	5 mL		1 uL		
240-28372-E-5	DR-SB-203-02-04	5030B, 8015C	T	5.14 g	5 mL		1 uL		
240-28372-E-6	DR-SB-203-10-12	5030B, 8015C	T	5.16 g	5 mL		1 uL		

Batch Notes	
Balance ID	b045
Blank Soil Lot Number	126175

Basis	Basis Description
T	Total/NA

The pound sign (#) in the amount added field denotes that the reagent was used undiluted. All calculations are performed using the stated concentration for this reagent.

FORM III
GC VOA LAB CONTROL SAMPLE RECOVERY

Lab Name: TestAmerica Canton Job No.: 240-28372-1

SDG No.:

Matrix: Solid Level: Low Lab File ID: YF082806.D

Lab ID: LCS 240-99362/2-A Client ID:

COMPOUND	SPIKE ADDED (ug/Kg)	LCS CONCENTRATION (ug/Kg)	LCS % REC	QC LIMITS REC	#
Total Petroleum Hydrocarbons (C6-C10)	800	796	100	60-142	

Column to be used to flag recovery and RPD values

FORM III 8015C

FORM III
GC VOA MATRIX SPIKE RECOVERY

Lab Name: TestAmerica Canton Job No.: 240-28372-1

SDG No.:

Matrix: Solid Level: Low Lab File ID: YF082809.D

Lab ID: 240-28322-F-2-B MS Client ID:

COMPOUND	SPIKE ADDED (ug/Kg)	SAMPLE CONCENTRATION (ug/Kg)	MS CONCENTRATION (ug/Kg)	MS % REC	QC LIMITS REC	#
Total Petroleum Hydrocarbons (C6-C10)	964	120 U	1020	106	10-142	

Column to be used to flag recovery and RPD values

FORM III 8015C

FORM III
GC VOA MATRIX SPIKE DUPLICATE RECOVERY

Lab Name: TestAmerica Canton Job No.: 240-28372-1

SDG No.:

Matrix: Solid Level: Low Lab File ID: YF082810.D

Lab ID: 240-28322-F-2-C MSD Client ID:

COMPOUND	SPIKE ADDED (ug/Kg)	MSD CONCENTRATION (ug/Kg)	MSD % REC	% RPD	QC LIMITS RPD	QC LIMITS REC	#
Total Petroleum Hydrocarbons (C6-C10)	972	1040	107	2	94	10-142	

Column to be used to flag recovery and RPD values

FORM III 8015C

FORM IV
GC VOA METHOD BLANK SUMMARY

Lab Name: TestAmerica Canton Job No.: 240-28372-1

SDG No.:

Lab Sample ID: MB 240-99701/1-A

Matrix: Solid Date Extracted: 08/30/2013 09:43

Lab File ID:(1) YF083005.D Lab File ID:(2)

Date Analyzed:(1) 08/30/2013 13:36 Date Analyzed:(2)

Instrument ID:(1) YPID Instrument ID:(2)

GC Column:(1) RTX-VRX ID: 0.45(mm) GC Column:(2) ID:

THIS METHOD BLANK APPLIES TO THE FOLLOWING SAMPLES:

CLIENT SAMPLE ID	LAB SAMPLE ID	DATE ANALYZED 1	DATE ANALYZED 2
	LCS 240-99701/2-A	08/30/2013 14:20	
DR-SB-201-02-04	240-28372-3	08/30/2013 15:04	
	240-28436-F-22-B MS	08/30/2013 18:40	
	240-28436-F-22-C MSD	08/30/2013 19:22	

FORM III
GC VOA LAB CONTROL SAMPLE RECOVERY

Lab Name: TestAmerica Canton Job No.: 240-28372-1

SDG No.:

Matrix: Solid Level: Low Lab File ID: YF083006.D

Lab ID: LCS 240-99701/2-A Client ID:

COMPOUND	SPIKE ADDED (ug/Kg)	LCS CONCENTRATION (ug/Kg)	LCS % REC	QC LIMITS REC	#
Total Petroleum Hydrocarbons (C6-C10)	800	720	90	60-142	

Column to be used to flag recovery and RPD values

FORM III 8015C

FORM III
GC VOA MATRIX SPIKE RECOVERY

Lab Name: TestAmerica Canton Job No.: 240-28372-1

SDG No.:

Matrix: Solid Level: Low Lab File ID: YF083012.D

Lab ID: 240-28436-F-22-B MS Client ID:

COMPOUND	SPIKE ADDED (ug/Kg)	SAMPLE CONCENTRATION (ug/Kg)	MS CONCENTRATION (ug/Kg)	MS % REC	QC LIMITS REC	#
Total Petroleum Hydrocarbons (C6-C10)	901	110 U	765	85	10-142	

Column to be used to flag recovery and RPD values

FORM III 8015C

FORM III
GC VOA MATRIX SPIKE DUPLICATE RECOVERY

Lab Name: TestAmerica Canton Job No.: 240-28372-1

SDG No.:

Matrix: Solid Level: Low Lab File ID: YF083013.D

Lab ID: 240-28436-F-22-C MSD Client ID:

COMPOUND	SPIKE ADDED (ug/Kg)	MSD CONCENTRATION (ug/Kg)	MSD % REC	% RPD	QC LIMITS RPD	QC LIMITS REC	#
Total Petroleum Hydrocarbons (C6-C10)	894	816	91	7	94	10-142	

Column to be used to flag recovery and RPD values

FORM III 8015C

GC VOA ANALYSIS RUN LOG

Lab Name: TestAmerica Canton Job No.: 240-28372-1

SDG No.:

Instrument ID: YPID Start Date: 08/21/2013 11:53

Analysis Batch Number: 98316 End Date: 08/21/2013 16:00

LAB SAMPLE ID	CLIENT SAMPLE ID	DATE ANALYZED	DILUTION FACTOR	LAB FILE ID	COLUMN ID
STD1 240-98316/5 IC		08/21/2013 11:53	1	YF082105.D	RTX-VRX 0.45(mm)
STD2 240-98316/6 IC		08/21/2013 12:34	1	YF082106.D	RTX-VRX 0.45(mm)
STD3 240-98316/7 IC		08/21/2013 13:16	1	YF082107.D	RTX-VRX 0.45(mm)
STD4 240-98316/8 ICRT		08/21/2013 13:57	1	YF082108.D	RTX-VRX 0.45(mm)
STD5 240-98316/9 IC		08/21/2013 14:38	1	YF082109.D	RTX-VRX 0.45(mm)
STD6 240-98316/10 IC		08/21/2013 15:19	1	YF082110.D	RTX-VRX 0.45(mm)
ICV 240-98316/11		08/21/2013 16:00	1	YF082111.D	RTX-VRX 0.45(mm)

FORM VI
GC VOA INITIAL CALIBRATION DATA
EXTERNAL STANDARD CURVE EVALUATION

Lab Name: TestAmerica Canton Job No.: 240-28372-1 Analy Batch No.: 98316

SDG No.:

Instrument ID: YPID GC Column: RTX-VRX ID: 0.45(mm) Heated Purge: (Y/N) N

Calibration Start Date: 08/21/2013 11:53 Calibration End Date: 08/21/2013 15:19 Calibration ID: 17011

Calibration Files:

LEVEL:	LAB SAMPLE ID:	LAB FILE ID:
Level 1	STD1 240-98316/5	YF082105.D
Level 2	STD2 240-98316/6	YF082106.D
Level 3	STD3 240-98316/7	YF082107.D
Level 4	STD4 240-98316/8	YF082108.D
Level 5	STD5 240-98316/9	YF082109.D
Level 6	STD6 240-98316/10	YF082110.D

ANALYTE	CF				CURVE TYPE	COEFFICIENT			#	MIN CF	%RSD	#	MAX %RSD	R^2 OR COD	#	MIN R^2 OR COD
	LVL 1 LVL 5	LVL 2 LVL 6	LVL 3	LVL 4		B	M1	M2								
Total Petroleum Hydrocarbons (C6-C10)	218793 178073	200683 168402	185221	179733	Ave		188484.161				9.7		20.0			
C6-C12	253410 192449	217081 182497	201115	194347	Ave		206816.484				12.0		20.0			
Trifluorotoluene (Surr)	208336 165275	165005 153793	163672	170026	Ave		171017.973				11.0		20.0			

Note: The m1 coefficient is the same as Ave CF for an Ave curve type.

FORM VII
GC VOA CONTINUING CALIBRATION DATA

Lab Name: TestAmerica Canton Job No.: 240-28372-1

SDG No.:

Lab Sample ID: ICV 240-98316/11 Calibration Date: 08/21/2013 16:00

Instrument ID: YPID Calib Start Date: 08/21/2013 11:53

GC Column: RTX-VRX ID: 0.45(mm) Calib End Date: 08/21/2013 15:19

Lab File ID: YF082111.D Conc. Units: ug/L Heated Purge: (Y/N) N

ANALYTE	CURVE TYPE	AVE CF	CF	MIN CF	CALC AMOUNT	SPIKE AMOUNT	%D	MAX %D
Total Petroleum Hydrocarbons (C6-C10)	Ave	188484	170634		724	800	-9.5	20.0
C6-C12	Ave	206816	191323		740	800	-7.5	20.0
Trifluorotoluene (Surr)	Ave	171018	169240		9.90	10.0	-1.0	20.0

GC VOA ANALYSIS RUN LOG

Lab Name: TestAmerica Canton Job No.: 240-28372-1

SDG No.:

Instrument ID: YPID Start Date: 08/28/2013 11:07

Analysis Batch Number: 99374 End Date: 08/29/2013 00:43

LAB SAMPLE ID	CLIENT SAMPLE ID	DATE ANALYZED	DILUTION FACTOR	LAB FILE ID	COLUMN ID
CCVRT 240-99374/4		08/28/2013 11:07	1	YF082804.D	RTX-VRX 0.45(mm)
MB 240-99362/1-A		08/28/2013 12:16	1	YF082805.D	RTX-VRX 0.45(mm)
LCS 240-99362/2-A		08/28/2013 13:00	1	YF082806.D	RTX-VRX 0.45(mm)
ZZZZZ		08/28/2013 13:45	1		RTX-VRX 0.45(mm)
ZZZZZ		08/28/2013 14:30	1		RTX-VRX 0.45(mm)
240-28322-F-2-B MS		08/28/2013 15:16	1	YF082809.D	RTX-VRX 0.45(mm)
240-28322-F-2-C MSD		08/28/2013 16:00	1	YF082810.D	RTX-VRX 0.45(mm)
ZZZZZ		08/28/2013 16:45	1		RTX-VRX 0.45(mm)
ZZZZZ		08/28/2013 17:30	1		RTX-VRX 0.45(mm)
240-28372-1	DR-SB-200-04-06	08/28/2013 18:14	1	YF082813.D	RTX-VRX 0.45(mm)
240-28372-2	DR-SB-200-10-12	08/28/2013 18:59	1	YF082814.D	RTX-VRX 0.45(mm)
CCV 240-99374/15		08/28/2013 19:43	1	YF082815.D	RTX-VRX 0.45(mm)
ZZZZZ		08/28/2013 20:27	1		RTX-VRX 0.45(mm)
240-28372-4	DR-SB-201-08-10	08/28/2013 21:10	1	YF082817.D	RTX-VRX 0.45(mm)
240-28372-5	DR-SB-203-02-04	08/28/2013 21:53	1	YF082818.D	RTX-VRX 0.45(mm)
240-28372-6	DR-SB-203-10-12	08/28/2013 22:35	1	YF082819.D	RTX-VRX 0.45(mm)
ZZZZZ		08/28/2013 23:18	1		RTX-VRX 0.45(mm)
ZZZZZ		08/29/2013 00:01	1		RTX-VRX 0.45(mm)
CCV 240-99374/22		08/29/2013 00:43	1	YF082822.D	RTX-VRX 0.45(mm)

FORM VIII
GC VOA ANALYTICAL SEQUENCE

Lab Name: TestAmerica Canton Job No.: 240-28372-1

SDG No.:

Sample No.: CCVRT 240-99374/4 Date Analyzed: 08/28/2013 11:07

Instrument ID: YPID GC Column: RTX-VRX ID: 0.45(mm)

Lab File ID (Standard): YF082804.D Heated Purge: (Y/N) N

Calibration ID: 17011

THE ANALYTICAL SEQUENCE OF BLANKS, SAMPLES, STANDARDS, MS/MSDs AND LCSs IS GIVEN BELOW:

				TFT RT #		
CONTINUING CALIBRATION SURROGATE				9.79		
UPPER LIMIT				9.89		
LOWER LIMIT				9.69		
LAB SAMPLE ID	CLIENT SAMPLE ID	DATE ANALYZED	LAB FILE ID			
CCVRT 240-99374/4		08/28/2013 11:07	YF082804.D	9.79		
LCS 240-99362/2-A		08/28/2013 13:00	YF082806.D	9.80		
240-28322-F-2-B MS		08/28/2013 15:16	YF082809.D	9.79		
240-28322-F-2-C MSD		08/28/2013 16:00	YF082810.D	9.79		
240-28372-1	DR-SB-200-04-06	08/28/2013 18:14	YF082813.D	9.79		
240-28372-2	DR-SB-200-10-12	08/28/2013 18:59	YF082814.D	9.79		
CCV 240-99374/15		08/28/2013 19:43	YF082815.D	9.80		
240-28372-4	DR-SB-201-08-10	08/28/2013 21:10	YF082817.D	9.79		
240-28372-5	DR-SB-203-02-04	08/28/2013 21:53	YF082818.D	9.79		
240-28372-6	DR-SB-203-10-12	08/28/2013 22:35	YF082819.D	9.79		
CCV 240-99374/22		08/29/2013 00:43	YF082822.D	9.80		

TFT = Trifluorotoluene (Surr)

TFT RT Limit = ± 0.1 minutes of surrogate RT

Column used to flag values outside QC limits

FORM VIII 8015C

FORM VII
GC VOA CONTINUING CALIBRATION DATA

Lab Name: TestAmerica Canton Job No.: 240-28372-1

SDG No.:

Lab Sample ID: CCVRT 240-99374/4 Calibration Date: 08/28/2013 11:07

Instrument ID: YPID Calib Start Date: 08/21/2013 11:53

GC Column: RTX-VRX ID: 0.45(mm) Calib End Date: 08/21/2013 15:19

Lab File ID: YF082804.D Conc. Units: ug/L Heated Purge: (Y/N) N

ANALYTE	CURVE TYPE	AVE CF	CF	MIN CF	CALC AMOUNT	SPIKE AMOUNT	%D	MAX %D
Total Petroleum Hydrocarbons (C6-C10)	Ave	188484	182695		775	800	-3.1	20.0
C6-C12	Ave	206816	198898		769	800	-3.8	20.0
Trifluorotoluene (Surr)	Ave	171018	168427		9.85	10.0	-1.5	20.0

FORM VII
GC VOA CONTINUING CALIBRATION DATA

Lab Name: TestAmerica Canton Job No.: 240-28372-1

SDG No.:

Lab Sample ID: CCV 240-99374/15 Calibration Date: 08/28/2013 19:43

Instrument ID: YPID Calib Start Date: 08/21/2013 11:53

GC Column: RTX-VRX ID: 0.45(mm) Calib End Date: 08/21/2013 15:19

Lab File ID: YF082815.D Conc. Units: ug/L Heated Purge: (Y/N) N

ANALYTE	CURVE TYPE	AVE CF	CF	MIN CF	CALC AMOUNT	SPIKE AMOUNT	%D	MAX %D
Total Petroleum Hydrocarbons (C6-C10)	Ave	188484	169047		717	800	-10.3	20.0
C6-C12	Ave	206816	183276		709	800	-11.4	20.0
Trifluorotoluene (Surr)	Ave	171018	159969		9.35	10.0	-6.5	20.0

FORM VII
GC VOA CONTINUING CALIBRATION DATA

Lab Name: TestAmerica Canton Job No.: 240-28372-1

SDG No.:

Lab Sample ID: CCV 240-99374/22 Calibration Date: 08/29/2013 00:43

Instrument ID: YPID Calib Start Date: 08/21/2013 11:53

GC Column: RTX-VRX ID: 0.45(mm) Calib End Date: 08/21/2013 15:19

Lab File ID: YF082822.D Conc. Units: ug/L Heated Purge: (Y/N) N

ANALYTE	CURVE TYPE	AVE CF	CF	MIN CF	CALC AMOUNT	SPIKE AMOUNT	%D	MAX %D
Total Petroleum Hydrocarbons (C6-C10)	Ave	188484	155243		659	800	-17.6	20.0
C6-C12	Ave	206816	167994		650	800	-18.8	20.0
Trifluorotoluene (Surr)	Ave	171018	158368		9.26	10.0	-7.4	20.0

GC VOA ANALYSIS RUN LOG

Lab Name: TestAmerica Canton Job No.: 240-28372-1

SDG No.:

Instrument ID: YPID Start Date: 08/30/2013 12:53

Analysis Batch Number: 99707 End Date: 08/31/2013 14:25

LAB SAMPLE ID	CLIENT SAMPLE ID	DATE ANALYZED	DILUTION FACTOR	LAB FILE ID	COLUMN ID
CCV 240-99707/4 CCVRT		08/30/2013 12:53	1	YF083004.D	RTX-VRX 0.45(mm)
MB 240-99701/1-A		08/30/2013 13:36	1	YF083005.D	RTX-VRX 0.45(mm)
LCS 240-99701/2-A		08/30/2013 14:20	1	YF083006.D	RTX-VRX 0.45(mm)
240-28372-3	DR-SB-201-02-04	08/30/2013 15:04	1	YF083007.D	RTX-VRX 0.45(mm)
ZZZZZ		08/30/2013 15:48	1		RTX-VRX 0.45(mm)
ZZZZZ		08/30/2013 16:32	1		RTX-VRX 0.45(mm)
ZZZZZ		08/30/2013 17:15	1		RTX-VRX 0.45(mm)
ZZZZZ		08/30/2013 17:57	1		RTX-VRX 0.45(mm)
240-28436-F-22-B MS		08/30/2013 18:40	1	YF083012.D	RTX-VRX 0.45(mm)
240-28436-F-22-C MSD		08/30/2013 19:22	1	YF083013.D	RTX-VRX 0.45(mm)
CCV 240-99707/14		08/30/2013 20:04	1	YF083014.D	RTX-VRX 0.45(mm)
ZZZZZ		08/30/2013 20:46	1		RTX-VRX 0.45(mm)
ZZZZZ		08/30/2013 21:28	1		RTX-VRX 0.45(mm)
ZZZZZ		08/30/2013 22:10	1		RTX-VRX 0.45(mm)
ZZZZZ		08/30/2013 22:52	1		RTX-VRX 0.45(mm)
ZZZZZ		08/30/2013 23:33	1		RTX-VRX 0.45(mm)
ZZZZZ		08/31/2013 00:15	1		RTX-VRX 0.45(mm)
ZZZZZ		08/31/2013 00:57	1		RTX-VRX 0.45(mm)
ZZZZZ		08/31/2013 01:38	1		RTX-VRX 0.45(mm)
ZZZZZ		08/31/2013 02:20	1		RTX-VRX 0.45(mm)
CCV 240-99707/24		08/31/2013 03:02	1		RTX-VRX 0.45(mm)
ZZZZZ		08/31/2013 03:43	1		RTX-VRX 0.45(mm)
ZZZZZ		08/31/2013 04:24	1		RTX-VRX 0.45(mm)
ZZZZZ		08/31/2013 05:05	1		RTX-VRX 0.45(mm)
ZZZZZ		08/31/2013 05:46	1		RTX-VRX 0.45(mm)
ZZZZZ		08/31/2013 06:26	1		RTX-VRX 0.45(mm)
ZZZZZ		08/31/2013 07:06	1		RTX-VRX 0.45(mm)
ZZZZZ		08/31/2013 07:46	1		RTX-VRX 0.45(mm)
ZZZZZ		08/31/2013 08:26	1		RTX-VRX 0.45(mm)
CCV 240-99707/33		08/31/2013 09:06	1		RTX-VRX 0.45(mm)
ZZZZZ		08/31/2013 09:46	1		RTX-VRX 0.45(mm)
ZZZZZ		08/31/2013 10:26	1		RTX-VRX 0.45(mm)
ZZZZZ		08/31/2013 11:07	1		RTX-VRX 0.45(mm)
ZZZZZ		08/31/2013 11:47	1		RTX-VRX 0.45(mm)
ZZZZZ		08/31/2013 12:27	1		RTX-VRX 0.45(mm)
ZZZZZ		08/31/2013 13:06	1		RTX-VRX 0.45(mm)
ZZZZZ		08/31/2013 13:46	1		RTX-VRX 0.45(mm)
CCV 240-99707/41		08/31/2013 14:25	1		RTX-VRX 0.45(mm)

FORM VIII
GC VOA ANALYTICAL SEQUENCE

Lab Name: TestAmerica Canton Job No.: 240-28372-1

SDG No.:

Sample No.: CCV 240-99707/4 Date Analyzed: 08/30/2013 12:53

Instrument ID: YPID GC Column: RTX-VRX ID: 0.45(mm)

Lab File ID (Standard): YF083004.D Heated Purge: (Y/N) N

Calibration ID: 17011

THE ANALYTICAL SEQUENCE OF BLANKS, SAMPLES, STANDARDS, MS/MSDs AND LCSs IS GIVEN BELOW:

				TFT RT #		
CONTINUING CALIBRATION SURROGATE				9.80		
UPPER LIMIT				9.90		
LOWER LIMIT				9.70		
LAB SAMPLE ID	CLIENT SAMPLE ID	DATE ANALYZED	LAB FILE ID			
CCV 240-99707/4 CCVRT		08/30/2013 12:53	YF083004.D	9.80		
MB 240-99701/1-A		08/30/2013 13:36	YF083005.D	9.79		
LCS 240-99701/2-A		08/30/2013 14:20	YF083006.D	9.80		
240-28372-3	DR-SB-201-02-04	08/30/2013 15:04	YF083007.D	9.79		
240-28436-F-22-B MS		08/30/2013 18:40	YF083012.D	9.80		
240-28436-F-22-C MSD		08/30/2013 19:22	YF083013.D	9.80		
CCV 240-99707/14		08/30/2013 20:04	YF083014.D	9.80		

TFT = Trifluorotoluene (Surr)

TFT RT Limit = ± 0.1 minutes of surrogate RT

Column used to flag values outside QC limits

FORM VIII 8015C

FORM VII
GC VOA CONTINUING CALIBRATION DATA

Lab Name: TestAmerica Canton Job No.: 240-28372-1

SDG No.:

Lab Sample ID: CCV 240-99707/4 Calibration Date: 08/30/2013 12:53

Instrument ID: YPID Calib Start Date: 08/21/2013 11:53

GC Column: RTX-VRX ID: 0.45(mm) Calib End Date: 08/21/2013 15:19

Lab File ID: YF083004.D Conc. Units: ug/L Heated Purge: (Y/N) N

ANALYTE	CURVE TYPE	AVE CF	CF	MIN CF	CALC AMOUNT	SPIKE AMOUNT	%D	MAX %D
Total Petroleum Hydrocarbons (C6-C10)	Ave	188484	174865		742	800	-7.2	20.0
C6-C12	Ave	206816	191501		741	800	-7.4	20.0
Trifluorotoluene (Surr)	Ave	171018	176918		10.3	10.0	3.5	20.0

FORM VII
GC VOA CONTINUING CALIBRATION DATA

Lab Name: TestAmerica Canton Job No.: 240-28372-1

SDG No.:

Lab Sample ID: CCV 240-99707/14 Calibration Date: 08/30/2013 20:04

Instrument ID: YPID Calib Start Date: 08/21/2013 11:53

GC Column: RTX-VRX ID: 0.45(mm) Calib End Date: 08/21/2013 15:19

Lab File ID: YF083014.D Conc. Units: ug/L Heated Purge: (Y/N) N

ANALYTE	CURVE TYPE	AVE CF	CF	MIN CF	CALC AMOUNT	SPIKE AMOUNT	%D	MAX %D
Total Petroleum Hydrocarbons (C6-C10)	Ave	188484	163117		692	800	-13.5	20.0
C6-C12	Ave	206816	176867		684	800	-14.5	20.0
Trifluorotoluene (Surr)	Ave	171018	160639		9.39	10.0	-6.1	20.0

FORM II
DIESEL RANGE ORGANICS SURROGATE RECOVERY

Lab Name: TestAmerica Canton Job No.: 240-28372-1

SDG No.:

Matrix: Solid Level: Low

GC Column (1): RTX-5 ID: 0.53 (mm)

Client Sample ID	Lab Sample ID	C91 #
DR-SB-200-04-06	240-28372-1	37
DR-SB-200-10-12	240-28372-2	49
DR-SB-201-02-04	240-28372-3	48
DR-SB-201-08-10	240-28372-4	47
DR-SB-203-02-04	240-28372-5	34
DR-SB-203-10-12	240-28372-6	39
	MB 240-99867/23-A	57
	LCS 240-99867/24-A	53
	240-28436-H-4-B MS	19
	240-28436-H-4-C MSD	49

	QC LIMITS
C9 = n-Nonane	10-110

Column to be used to flag recovery values

FORM II 8015C

FORM IV
DIESEL RANGE ORGANICS METHOD BLANK SUMMARY

Lab Name: TestAmerica Canton Job No.: 240-28372-1

SDG No.:

Lab Sample ID: MB 240-99867/23-A

Matrix: Solid Date Extracted: 09/03/2013 07:22

Lab File ID:(1) P6F90308.D Lab File ID:(2)

Date Analyzed:(1) 09/03/2013 19:13 Date Analyzed:(2)

Instrument ID:(1) A2HP6F Instrument ID:(2)

GC Column:(1) RTX-5 ID: 0.53(mm) GC Column:(2) ID:

THIS METHOD BLANK APPLIES TO THE FOLLOWING SAMPLES:

CLIENT SAMPLE ID	LAB SAMPLE ID	DATE ANALYZED 1	DATE ANALYZED 2
	LCS 240-99867/24-A	09/03/2013 19:44	
DR-SB-200-04-06	240-28372-1	09/03/2013 22:19	
DR-SB-200-10-12	240-28372-2	09/03/2013 22:50	
DR-SB-201-02-04	240-28372-3	09/03/2013 23:21	
DR-SB-201-08-10	240-28372-4	09/03/2013 23:53	
DR-SB-203-02-04	240-28372-5	09/04/2013 00:55	
DR-SB-203-10-12	240-28372-6	09/04/2013 01:26	
	240-28436-H-4-B MS	09/04/2013 07:37	
	240-28436-H-4-C MSD	09/04/2013 08:07	

DIESEL RANGE ORGANICS BATCH WORKSHEET

Lab Name: TestAmerica Canton Job No.: 240-28372-1

SDG No.:

Batch Number: 99867 Batch Start Date: 09/03/13 07:22 Batch Analyst: Coast, Chris

Batch Method: 3550C Batch End Date:

Lab Sample ID	Client Sample ID	Method Chain	Basis	InitialAmount	FinalAmount	EXDIESELSPKW 00032	EXTPHSURR 00020		
240-28372-G-1	DR-SB-200-04-06	3550C, 8015C	T	30.24 g	5 mL		1 mL		
240-28372-G-2	DR-SB-200-10-12	3550C, 8015C	T	29.95 g	5 mL		1 mL		
240-28372-G-3	DR-SB-201-02-04	3550C, 8015C	T	29.76 g	5 mL		1 mL		
240-28372-G-4	DR-SB-201-08-10	3550C, 8015C	T	29.88 g	5 mL		1 mL		
240-28372-G-5	DR-SB-203-02-04	3550C, 8015C	T	30.07 g	5 mL		1 mL		
240-28372-G-6	DR-SB-203-10-12	3550C, 8015C	T	30.09 g	5 mL		1 mL		
240-28436-H-4 MS		3550C, 8015C	T	30.25 g	5 mL	1 mL	1 mL		
240-28436-H-4 MSD		3550C, 8015C	T	30.04 g	5 mL	1 mL	1 mL		
MB 240-99867/23		3550C, 8015C		30.00 g	5 mL		1 mL		
LCS 240-99867/24		3550C, 8015C		30.00 g	5 mL	1 mL	1 mL		

Batch Notes	
Balance ID	b036
Na2SO4 Lot Number	963867
Prep Solvent Lot #	1131843

Basis	Basis Description
T	Total/NA

The pound sign (#) in the amount added field denotes that the reagent was used undiluted. All calculations are performed using the stated concentration for this reagent.

FORM I
DIESEL RANGE ORGANICS ANALYSIS DATA SHEET

Lab Name: TestAmerica Canton Job No.: 240-28372-1

SDG No.:

Client Sample ID: Lab Sample ID: MB 240-99867/23-A

Matrix: Solid Lab File ID: P6F90308.D

Analysis Method: 8015C Date Collected:

Extraction Method: 3550C Date Extracted: 09/03/2013 07:22

Sample wt/vol: 30.00(g) Date Analyzed: 09/03/2013 19:13

Con. Extract Vol.: 5(mL) Dilution Factor: 1

Injection Volume: 1(uL) GC Column: RTX-5 ID: 0.53(mm)

% Moisture: GPC Cleanup:(Y/N) N

Analysis Batch No.: 99953 Units: mg/Kg

CAS NO.	COMPOUND NAME	RESULT	Q	RL	MDL
STL00141	Total Petroleum Hydrocarbons (C10-C32)	17	U	17	9.3

CAS NO.	SURROGATE	%REC	Q	LIMITS
111-84-2	n-Nonane	57		10-110

FORM III
DIESEL RANGE ORGANICS LAB CONTROL SAMPLE RECOVERY

Lab Name: TestAmerica Canton Job No.: 240-28372-1

SDG No.:

Matrix: Solid Level: Low Lab File ID: P6F90309.D

Lab ID: LCS 240-99867/24-A Client ID:

COMPOUND	SPIKE ADDED (mg/Kg)	LCS CONCENTRATION (mg/Kg)	LCS % REC	QC LIMITS REC	#
Diesel	83.3	70.0	84	47-138	

Column to be used to flag recovery and RPD values

FORM III 8015C

FORM III
DIESEL RANGE ORGANICS MATRIX SPIKE RECOVERY

Lab Name: TestAmerica Canton Job No.: 240-28372-1

SDG No.:

Matrix: Solid Level: Low Lab File ID: P6F90332.D

Lab ID: 240-28436-H-4-B MS Client ID:

COMPOUND	SPIKE ADDED (mg/Kg)	SAMPLE CONCENTRATION (mg/Kg)	MS CONCENTRATION (mg/Kg)	MS % REC	QC LIMITS REC	#
Diesel	97.8	20 U	44.5	45	10-199	

Column to be used to flag recovery and RPD values

FORM III 8015C

FORM III
DIESEL RANGE ORGANICS MATRIX SPIKE DUPLICATE RECOVERY

Lab Name: TestAmerica Canton Job No.: 240-28372-1

SDG No.:

Matrix: Solid Level: Low Lab File ID: P6F90333.D

Lab ID: 240-28436-H-4-C MSD Client ID:

COMPOUND	SPIKE ADDED (mg/Kg)	MSD CONCENTRATION (mg/Kg)	MSD % REC	% RPD	QC LIMITS RPD	QC LIMITS REC	#
Diesel	98.5	73.2	74	49	30	10-199	F

Column to be used to flag recovery and RPD values

FORM III 8015C

DIESEL RANGE ORGANICS ANALYSIS RUN LOG

Lab Name: TestAmerica Canton Job No.: 240-28372-1

SDG No.:

Instrument ID: A2HP6F Start Date: 06/21/2013 18:42

Analysis Batch Number: 90904 End Date: 06/21/2013 22:53

LAB SAMPLE ID	CLIENT SAMPLE ID	DATE ANALYZED	DILUTION FACTOR	LAB FILE ID	COLUMN ID
STD1 240-90904/6 IC		06/21/2013 18:42	1	P6F62106.D	RTX-5 0.53(mm)
STD2 240-90904/7 IC		06/21/2013 19:14	1	P6F62107.D	RTX-5 0.53(mm)
STD3 240-90904/8 ICRT		06/21/2013 19:45	1	P6F62108.D	RTX-5 0.53(mm)
STD4 240-90904/9 IC		06/21/2013 20:16	1	P6F62109.D	RTX-5 0.53(mm)
STD5 240-90904/10 IC		06/21/2013 20:48	1	P6F62110.D	RTX-5 0.53(mm)
ICV 240-90904/11		06/21/2013 21:19	1	P6F62111.D	RTX-5 0.53(mm)
240-24857-A-58-A MDLV		06/21/2013 21:50	1		RTX-5 0.53(mm)
240-24857-A-61-A MDLV		06/21/2013 22:22	1		RTX-5 0.53(mm)
CCV 240-90904/14		06/21/2013 22:53	1		RTX-5 0.53(mm)

FORM VI
DIESEL RANGE ORGANICS INITIAL CALIBRATION DATA
EXTERNAL STANDARD CURVE EVALUATION

Lab Name: TestAmerica Canton Job No.: 240-28372-1 Analy Batch No.: 90904

SDG No.:

Instrument ID: A2HP6F GC Column: RTX-5 ID: 0.53(mm) Heated Purge: (Y/N) N

Calibration Start Date: 06/21/2013 18:42 Calibration End Date: 06/21/2013 20:48 Calibration ID: 15948

Calibration Files:

LEVEL:	LAB SAMPLE ID:	LAB FILE ID:
Level 1	STD1 240-90904/6	P6F62106.D
Level 2	STD2 240-90904/7	P6F62107.D
Level 3	STD3 240-90904/8	P6F62108.D
Level 4	STD4 240-90904/9	P6F62109.D
Level 5	STD5 240-90904/10	P6F62110.D

ANALYTE	CF				CURVE TYPE	COEFFICIENT			#	MIN CF	%RSD	#	MAX %RSD	R^2 OR COD	#	MIN R^2 OR COD
	LVL 1 LVL 5	LVL 2	LVL 3	LVL 4		B	M1	M2								
Diesel Range Organics [C10 - C28]	229736 199026	208006	214580	204717	Ave		211213.003				5.6		20.0			
n-Nonane	197074 216592	204389	220666	215642	Ave		210872.522				4.6		20.0			

Note: The m1 coefficient is the same as Ave CF for an Ave curve type.

FORM VII
DIESEL RANGE ORGANICS CONTINUING CALIBRATION DATA

Lab Name: TestAmerica Canton Job No.: 240-28372-1

SDG No.:

Lab Sample ID: ICV 240-90904/11 Calibration Date: 06/21/2013 21:19

Instrument ID: A2HP6F Calib Start Date: 06/21/2013 18:42

GC Column: RTX-5 ID: 0.53(mm) Calib End Date: 06/21/2013 20:48

Lab File ID: P6F62111.D Conc. Units: ng/uL

ANALYTE	CURVE TYPE	AVE CF	CF	MIN CF	CALC AMOUNT	SPIKE AMOUNT	%D	MAX %D
Diesel Range Organics [C10 - C28]	Ave	211213	198068		470	501	-6.2	20.0

DIESEL RANGE ORGANICS ANALYSIS RUN LOG

Lab Name: TestAmerica Canton Job No.: 240-28372-1

SDG No.:

Instrument ID: A2HP6F Start Date: 09/03/2013 16:58

Analysis Batch Number: 99953 End Date: 09/04/2013 10:16

LAB SAMPLE ID	CLIENT SAMPLE ID	DATE ANALYZED	DILUTION FACTOR	LAB FILE ID	COLUMN ID
CCV 240-99953/4 CCVRT		09/03/2013 16:58	1	P6F90304.D	RTX-5 0.53(mm)
CCV 240-99953/7		09/03/2013 18:42	1	P6F90307.D	RTX-5 0.53(mm)
MB 240-99867/23-A		09/03/2013 19:13	1	P6F90308.D	RTX-5 0.53(mm)
LCS 240-99867/24-A		09/03/2013 19:44	1	P6F90309.D	RTX-5 0.53(mm)
ZZZZZ		09/03/2013 20:15	1		RTX-5 0.53(mm)
ZZZZZ		09/03/2013 20:46	1		RTX-5 0.53(mm)
ZZZZZ		09/03/2013 21:17	1		RTX-5 0.53(mm)
ZZZZZ		09/03/2013 21:48	1		RTX-5 0.53(mm)
240-28372-1	DR-SB-200-04-06	09/03/2013 22:19	1	P6F90314.D	RTX-5 0.53(mm)
240-28372-2	DR-SB-200-10-12	09/03/2013 22:50	1	P6F90315.D	RTX-5 0.53(mm)
240-28372-3	DR-SB-201-02-04	09/03/2013 23:21	1	P6F90316.D	RTX-5 0.53(mm)
240-28372-4	DR-SB-201-08-10	09/03/2013 23:53	1	P6F90317.D	RTX-5 0.53(mm)
CCV 240-99953/18		09/04/2013 00:24	1	P6F90318.D	RTX-5 0.53(mm)
240-28372-5	DR-SB-203-02-04	09/04/2013 00:55	1	P6F90319.D	RTX-5 0.53(mm)
240-28372-6	DR-SB-203-10-12	09/04/2013 01:26	1	P6F90320.D	RTX-5 0.53(mm)
ZZZZZ		09/04/2013 01:57	1		RTX-5 0.53(mm)
ZZZZZ		09/04/2013 02:28	1		RTX-5 0.53(mm)
ZZZZZ		09/04/2013 02:59	1		RTX-5 0.53(mm)
ZZZZZ		09/04/2013 03:30	1		RTX-5 0.53(mm)
ZZZZZ		09/04/2013 04:01	1		RTX-5 0.53(mm)
ZZZZZ		09/04/2013 04:32	1		RTX-5 0.53(mm)
ZZZZZ		09/04/2013 05:03	1		RTX-5 0.53(mm)
ZZZZZ		09/04/2013 05:33	1		RTX-5 0.53(mm)
CCV 240-99953/29		09/04/2013 06:04	1	P6F90329.D	RTX-5 0.53(mm)
ZZZZZ		09/04/2013 06:35	1		RTX-5 0.53(mm)
ZZZZZ		09/04/2013 07:06	1		RTX-5 0.53(mm)
240-28436-H-4-B MS		09/04/2013 07:37	1	P6F90332.D	RTX-5 0.53(mm)
240-28436-H-4-C MSD		09/04/2013 08:07	1	P6F90333.D	RTX-5 0.53(mm)
CCV 240-99953/34		09/04/2013 08:38	1	P6F90334.D	RTX-5 0.53(mm)
ZZZZZ		09/04/2013 09:46	5		RTX-5 0.53(mm)
CCV 240-99953/36		09/04/2013 10:16	1		RTX-5 0.53(mm)

FORM VIII
DIESEL RANGE ORGANICS ANALYTICAL SEQUENCE

Lab Name: TestAmerica Canton Job No.: 240-28372-1

SDG No.:

Sample No.: CCV 240-99953/4 Date Analyzed: 09/03/2013 16:58

Instrument ID: A2HP6F GC Column: RTX-5 ID: 0.53(mm)

Lab File ID (Standard): P6F90304.D Heated Purge: (Y/N) N

Calibration ID: 15948

THE ANALYTICAL SEQUENCE OF BLANKS, SAMPLES, STANDARDS, MS/MSDs AND LCSs IS GIVEN BELOW:

				C9 RT #		
CONTINUING CALIBRATION SURROGATE				4.11		
UPPER LIMIT				4.21		
LOWER LIMIT				4.01		
LAB SAMPLE ID	CLIENT SAMPLE ID	DATE ANALYZED	LAB FILE ID			
CCV 240-99953/4 CCVRT		09/03/2013 16:58	P6F90304.D	4.11		
CCV 240-99953/7		09/03/2013 18:42	P6F90307.D	4.11		
MB 240-99867/23-A		09/03/2013 19:13	P6F90308.D	4.10		
LCS 240-99867/24-A		09/03/2013 19:44	P6F90309.D	4.10		
240-28372-1	DR-SB-200-04-06	09/03/2013 22:19	P6F90314.D	4.10		
240-28372-2	DR-SB-200-10-12	09/03/2013 22:50	P6F90315.D	4.10		
240-28372-3	DR-SB-201-02-04	09/03/2013 23:21	P6F90316.D	4.10		
240-28372-4	DR-SB-201-08-10	09/03/2013 23:53	P6F90317.D	4.10		
CCV 240-99953/18		09/04/2013 00:24	P6F90318.D	4.11		
240-28372-5	DR-SB-203-02-04	09/04/2013 00:55	P6F90319.D	4.10		
240-28372-6	DR-SB-203-10-12	09/04/2013 01:26	P6F90320.D	4.10		
CCV 240-99953/29		09/04/2013 06:04	P6F90329.D	4.11		
240-28436-H-4-B MS		09/04/2013 07:37	P6F90332.D	4.10		
240-28436-H-4-C MSD		09/04/2013 08:07	P6F90333.D	4.10		
CCV 240-99953/34		09/04/2013 08:38	P6F90334.D	4.11		

C9 = n-Nonane

C9 RT Limit = ± 0.1 minutes of surrogate RT

Column used to flag values outside QC limits

FORM VIII 8015C

FORM VII
DIESEL RANGE ORGANICS CONTINUING CALIBRATION DATA

Lab Name: TestAmerica Canton Job No.: 240-28372-1

SDG No.:

Lab Sample ID: CCV 240-99953/4 Calibration Date: 09/03/2013 16:58

Instrument ID: A2HP6F Calib Start Date: 06/21/2013 18:42

GC Column: RTX-5 ID: 0.53(mm) Calib End Date: 06/21/2013 20:48

Lab File ID: P6F90304.D Conc. Units: ng/uL

ANALYTE	CURVE TYPE	AVE CF	CF	MIN CF	CALC AMOUNT	SPIKE AMOUNT	%D	MAX %D
Diesel Range Organics [C10 - C28]	Ave	211213	211796		501	500	0.3	20.0
n-Nonane	Ave	210873	224658		53.3	50.0	6.5	20.0

FORM VII
DIESEL RANGE ORGANICS CONTINUING CALIBRATION DATA

Lab Name: TestAmerica Canton Job No.: 240-28372-1

SDG No.:

Lab Sample ID: CCV 240-99953/18 Calibration Date: 09/04/2013 00:24

Instrument ID: A2HP6F Calib Start Date: 06/21/2013 18:42

GC Column: RTX-5 ID: 0.53(mm) Calib End Date: 06/21/2013 20:48

Lab File ID: P6F90318.D Conc. Units: ng/uL

ANALYTE	CURVE TYPE	AVE CF	CF	MIN CF	CALC AMOUNT	SPIKE AMOUNT	%D	MAX %D
Diesel Range Organics [C10 - C28]	Ave	211213	212172		502	500	0.5	20.0
n-Nonane	Ave	210873	219376		52.0	50.0	4.0	20.0

FORM VII
DIESEL RANGE ORGANICS CONTINUING CALIBRATION DATA

Lab Name: TestAmerica Canton Job No.: 240-28372-1

SDG No.:

Lab Sample ID: CCV 240-99953/29 Calibration Date: 09/04/2013 06:04

Instrument ID: A2HP6F Calib Start Date: 06/21/2013 18:42

GC Column: RTX-5 ID: 0.53(mm) Calib End Date: 06/21/2013 20:48

Lab File ID: P6F90329.D Conc. Units: ng/uL

ANALYTE	CURVE TYPE	AVE CF	CF	MIN CF	CALC AMOUNT	SPIKE AMOUNT	%D	MAX %D
Diesel Range Organics [C10 - C28]	Ave	211213	232945		552	500	10.3	20.0
n-Nonane	Ave	210873	233624		55.4	50.0	10.8	20.0

FORM VII
DIESEL RANGE ORGANICS CONTINUING CALIBRATION DATA

Lab Name: TestAmerica Canton Job No.: 240-28372-1

SDG No.:

Lab Sample ID: CCV 240-99953/34 Calibration Date: 09/04/2013 08:38

Instrument ID: A2HP6F Calib Start Date: 06/21/2013 18:42

GC Column: RTX-5 ID: 0.53(mm) Calib End Date: 06/21/2013 20:48

Lab File ID: P6F90334.D Conc. Units: ng/uL

ANALYTE	CURVE TYPE	AVE CF	CF	MIN CF	CALC AMOUNT	SPIKE AMOUNT	%D	MAX %D
Diesel Range Organics [C10 - C28]	Ave	211213	228781		542	500	8.3	20.0
n-Nonane	Ave	210873	235593		55.9	50.0	11.7	20.0

Tetra Tech **INTERNAL CORRESPONDENCE**

TO: **A. MCGIVNEY** **DATE: OCTOBER 22, 2013**

FROM: **TERRI L. SOLOMON** **COPIES: DV FILE**

SUBJECT: **INORGANIC DATA VALIDATION – SELECT METALS, HEXAVALENT CHROMIUM**
TAXIWAY TANGO
SAMPLE DELIVERY GROUP (SDG) – 240-28372-1

SAMPLES: 6/Soil/

DR-SB-200-04-06	DR-SB-200-10-12
DR-SB-201-02-04	DR-SB-201-08-10
DR-SB-203-02-04	DR-SB-203-10-12

Overview

The sample set for Taxiway Tango, SDG 240-28372-1, consists of six (6) soil environmental samples. No field duplicate pairs were included within this SDG.

All samples were analyzed for select metals including antimony, arsenic, barium, beryllium, cadmium, chromium, cobalt, copper, lead, mercury, molybdenum, nickel, selenium, silver, thallium, vanadium and zinc. All samples were also analyzed for hexavalent chromium. The samples were collected by Tetra Tech on August 26, 2013 and analyzed by TestAmerica. Metals analyses were conducted using SW-846 method 6010C. Mercury analyses were conducted using SW-846 method 7471B. Hexavalent chromium analyses were conducted using SW-846 method 7196A.

The findings offered in this report are based upon a general review of all available data. The data review was based on data completeness, holding times, initial and continuing calibration verification results, laboratory method / preparation blank results, ICP interference results, laboratory control sample recoveries, matrix spike recoveries, laboratory duplicate results, ICP serial dilution results, detection limits and analyte quantitation.

Areas of concern with respect to data quality are listed below.

Major Problems

None.

Minor Problems

- The contract required detection limit (CRDL) percent recoveries for mercury were <80% quality control limit affecting all samples. The positive result < 2X CRDL and nondetects were qualified as biased low, "L" and "UL", respectively.

- The following contaminants were detected in the laboratory method/preparation blanks at the following maximum concentrations:

Analyte	Maximum Concentration	Action Level
Antimony[1]	2.42 ug/L	1.21 mg/kg
Vanadium[1]	1.04 ug/L	0.52 mg/kg
Barium[2]	0.0880 mg/kg	0.44 mg/kg
Zinc[2]	1.20 mg/kg	6.0 mg/kg
Hexavalent chromium[1]	0.329 mg/kg	1.645 mg/kg

[1] Maximum concentration present in a laboratory method blank.
[2] Maximum concentration present in a preparation blank.

An action level of 5X the maximum contaminant level has been used to evaluate sample data for blank contamination. Sample aliquot, percent solids and dilution factors, if applicable, were taken into consideration when evaluating for blank contamination. The positive results less than the action level for antimony, zinc and hexavalent chromium were qualified "B" due to blank contamination.

- The matrix spike percent recoveries were < 75% quality control limit for antimony, chromium and copper. The positive and nondetected results reported for antimony and chromium were qualified as biased low, "L" and "UL", respectively. The positive results reported for copper were qualified as estimated, "J" as a result of conflicting momcompliances.

- The laboratory duplicate relative percent differences (RPDs) for cobalt, copper and zinc were > 35% quality control limit. The positive results reported for cobalt, copper and zinc were qualified as estimated, "J".

- Positive results reported below the reporting limit (RL) but above the method detection limit (MDL) were qualified as estimated, "J".

Notes

Nondetected results are reported to the method detection limits.

The CRDL percent recovery for antimony was > 110% quality control limit. No validation actions were warranted as all sample results were either nondetects or were qualified as a result of blank contamination.

The laboratory originally reported a mercury result of 1.2 mg/kg for sample DB-SB-200-04-06. The duplicate RPD was > 35% quality control limit. The laboratory redigested and reanalyzed the sample. The mercury result for the reanalysis was 0.25 mg/kg and all quality control samples were within limits. The reanalysis result was reported for mercury.

Executive Summary

Laboratory Performance: The CRDL percent recovery for mercury was < 80% quality control limit. Several contaminants were present in the laboratory method/preparation blanks.

Other Factors Affecting Data Quality: Positive results reported below the RL but above the MDL were qualified as estimated. The matrix spike percent recoveries were < 75% quality control limit for antimony, chromium and copper. The laboratory duplicate RPDs for cobalt, copper and zinc were > 35% quality control limit.

The data for these analyses were reviewed with reference to Region III modifications to the "National Functional Guidelines for Inorganic Data Validation", April 1993.

The text of this report has been formulated to address only those problem areas affecting data quality.

Tetra Tech
Terri L. Solomon
Environmental Scientist

Tetra Tech
Joseph A. Samchuck
Data Validation Manager

Attachments:

1. Appendix A - Qualified Analytical Results
2. Appendix B - Results as reported by the Laboratory
3. Appendix C - Support Documentation

APPENDIX A
QUALIFIED ANALYTICAL RESULTS

Qualifier Codes:

A = Lab Blank Contamination
B = Field Blank Contamination
C = Calibration Noncompliance (i.e., % RSDs, %Ds, ICVs, CCVs, RRFs, etc.)
C01 = GC/MS Tuning Noncompliance
D = MS/MSD Recovery Noncompliance
E = LCS/LCSD Recovery Noncompliance
F = Lab Duplicate Imprecision
G = Field Duplicate Imprecision
H = Holding Time Exceedance
I = ICP Serial Dilution Noncompliance
J = ICP PDS Recovery Noncompliance; MSA's $r < 0.995$
K = ICP Interference - includes ICS % R Noncompliance
L = Instrument Calibration Range Exceedance
M = Sample Preservation Noncompliance
N = Internal Standard Noncompliance
N01 = Internal Standard Recovery Noncompliance Dioxins
N02 = Recovery Standard Noncompliance Dioxins
N03 = Clean-up Standard Noncompliance Dioxins
O = Poor Instrument Performance (i.e., base-time drifting)
P = Uncertainty near detection limit (< 2 x IDL for inorganics and <CRQL for organics)
Q = Other problems (can encompass a number of issues; i.e.chromatography,interferences, etc.)
R = Surrogates Recovery Noncompliance
S = Pesticide/PCB Resolution
T = % Breakdown Noncompliance for DDT and Endrin
U = RPD between columns/detectors >40% for positive results determined via GC/HPLC
V = Non-linear calibrations; correlation coefficient $r < 0.995$
W = EMPC result
X = Signal to noise response drop
Y = Percent solids <30%
Z = Uncertainty at 2 sigma deviations is greater than sample activity
Z1 = Tentatively Identified Compound considered presumptively present
Z2 = Tentatively Identified Compound column bleed

PROJ_NO: 05480	NSAMPLE	DR-SB-200-04-06			DR-SB-200-04-06RE			DR-SB-200-10-12			DR-SB-201-02-04		
SDG: 240-28372-1	LAB_ID	240-28372-1			240-28372-1			240-28372-2			240-28372-3		
FRACTION: M	SAMP_DATE	8/26/2013			8/26/2013			8/26/2013			8/26/2013		
MEDIA: SOIL	QC_TYPE	NM			NM			NM			NM		
	UNITS	MG/KG			MG/KG			MG/KG			MG/KG		
	PCT_SOLIDS	76.8			76.8			78.6			89.1		
	DUP_OF												
PARAMETER		RESULT	VQL	QLCD	RESULT	VQL	QLCD	RESULT	VQL	QLCD	RESULT	VQL	QLCD
ANTIMONY		0.64	B	A				0.34	UL	D	0.41	UL	D
ARSENIC		3.7						0.84	J	P	3.6		
BARIUM		36						9.4	J	P	22		
BERYLLIUM		0.32	J	P				0.36	J	P	0.27	J	P
CADMIUM		0.47	J	P				0.031	U		0.037	U	
CHROMIUM		21	L	D				12	L	D	19	L	D
COBALT		13	J	F				13	J	F	3.8	J	F
COPPER		22	J	DF				21	J	DF	9.8	J	DF
LEAD		45						2.2			5.6		
MERCURY					0.25	L	C	0.018	UL	C	0.015	UL	C
MOLYBDENUM		0.33	J	P				0.23	U		0.28	J	P
NICKEL		9.4						10			6.7		
SELENIUM		0.51	U					0.39	U		0.47	U	
SILVER		1.4						0.087	U		0.1	U	
THALLIUM		0.62	U					0.48	U		0.57	U	
VANADIUM		30						29			23		
ZINC		61	J	F				22	J	F	20	J	F

PROJ_NO: 05480	NSAMPLE	DR-SB-201-08-10			DR-SB-203-02-04			DR-SB-203-10-12		
SDG: 240-28372-1	LAB_ID	240-28372-4			240-28372-5			240-28372-6		
FRACTION: M	SAMP_DATE	8/26/2013			8/26/2013			8/26/2013		
MEDIA: SOIL	QC_TYPE	NM			NM			NM		
	UNITS	MG/KG			MG/KG			MG/KG		
	PCT_SOLIDS	93.0			93.6			84.9		
	DUP_OF									
PARAMETER		RESULT	VQL	QLCD	RESULT	VQL	QLCD	RESULT	VQL	QLCD
ANTIMONY		0.38	UL	D	0.34	UL	D	0.36	UL	D
ARSENIC		0.87	J	P	1.1	J	P	1.2	J	P
BARIUM		4	J	P	10	J	P	8	J	P
BERYLLIUM		0.1	J	P	0.27	J	P	0.085	J	P
CADMIUM		0.035	U		0.031	U		0.033	U	
CHROMIUM		3.2	L	D	7.3	L	D	5.1	L	D
COBALT		0.94	J	FP	2.4	J	F	0.54	J	FP
COPPER		9	J	DF	6.4	J	DF	1.6	J	DFP
LEAD		1.3			2.4			0.84	J	P
MERCURY		0.016	UL	C	0.015	UL	C	0.018	UL	C
MOLYBDENUM		0.26	U		0.23	U		0.25	U	
NICKEL		0.58	J	P	3.2	J	P	0.49	J	P
SELENIUM		0.44	U		0.39	U		0.41	U	
SILVER		0.098	U		0.087	U		0.091	U	
THALLIUM		0.54	U		0.48	U		0.5	U	
VANADIUM		3.9			11			9.4		
ZINC		2.7	B	A	9.6	J	F	2.4	B	A

PROJ_NO: 05480	NSAMPLE	DR-SB-200-04-06			DR-SB-200-10-12			DR-SB-201-02-04			DR-SB-201-08-10		
SDG: 240-28372-1	LAB_ID	240-28372-1			240-28372-2			240-28372-3			240-28372-4		
FRACTION: MISC	SAMP_DATE	8/26/2013			8/26/2013			8/26/2013			8/26/2013		
MEDIA: SOIL	QC_TYPE	NM			NM			NM			NM		
	UNITS	MG/KG			MG/KG			MG/KG			MG/KG		
	PCT_SOLIDS	76.8			78.6			89.1			93.0		
	DUP_OF												
PARAMETER		RESULT	VQL	QLCD	RESULT	VQL	QLCD	RESULT	VQL	QLCD	RESULT	VQL	QLCD
HEXAVALENT CHROMIUM		0.43	B	A	0.34	U		0.3	U		0.29	U	

PROJ_NO: 05480	NSAMPLE	DR-SB-203-02-04			DR-SB-203-10-12		
SDG: 240-28372-1	LAB_ID	240-28372-5			240-28372-6		
FRACTION: MISC	SAMP_DATE	8/26/2013			8/26/2013		
MEDIA: SOIL	QC_TYPE	NM			NM		
	UNITS	MG/KG			MG/KG		
	PCT_SOLIDS	93.6			84.9		
	DUP_OF						
PARAMETER		RESULT	VQL	QLCD	RESULT	VQL	QLCD
HEXAVALENT CHROMIUM		0.29	B	A	0.32	U	

APPENDIX B
RESULTS AS REPORTED BY THE LABORATORY

1A-IN
INORGANIC ANALYSIS DATA SHEET
METALS

Client Sample ID: DR-SB-200-04-06 Lab Sample ID: 240-28372-1

Lab Name: TestAmerica Canton Job No.: 240-28372-1

SDG ID.:

Matrix: Solid Date Sampled: 08/26/2013 11:45

Reporting Basis: DRY Date Received: 08/27/2013 09:20

% Solids: 76.8

CAS No.	Analyte	Result	RL	MDL	Units	C	Q	DIL	Method
7440-36-0	Antimony	0.64	2.2	0.44	mg/Kg	J		1	6010C
7440-38-2	Arsenic	3.7	1.7	0.34	mg/Kg			1	6010C
7440-39-3	Barium	36	22	0.080	mg/Kg		B	1	6010C
7440-41-7	Beryllium	0.32	0.56	0.048	mg/Kg	J		1	6010C
7440-43-9	Cadmium	0.47	0.56	0.040	mg/Kg	J		1	6010C
7440-47-3	Chromium	21	1.1	0.22	mg/Kg			1	6010C
7440-48-4	Cobalt	13	1.1	0.18	mg/Kg			1	6010C
7440-50-8	Copper	22	2.8	0.83	mg/Kg			1	6010C
7439-92-1	Lead	45	1.1	0.21	mg/Kg			1	6010C
7439-98-7	Molybdenum	0.33	4.5	0.30	mg/Kg	J		1	6010C
7440-02-0	Nickel	9.4	4.5	0.30	mg/Kg			1	6010C
7782-49-2	Selenium	2.2	2.2	0.51	mg/Kg	U		1	6010C
7440-22-4	Silver	1.4	1.1	0.11	mg/Kg			1	6010C
7440-28-0	Thallium	2.2	2.2	0.62	mg/Kg	U		1	6010C
7440-62-2	Vanadium	30	1.1	0.13	mg/Kg			1	6010C
7440-66-6	Zinc	61	5.6	1.1	mg/Kg		B	1	6010C
7439-97-6	Mercury	1.2	0.11	0.017	mg/Kg			1	7471B
7439-97-6	Mercury	0.25	0.14	0.021	mg/Kg			1	7471B

1A-IN
INORGANIC ANALYSIS DATA SHEET
METALS

Client Sample ID: DR-SB-200-10-12 Lab Sample ID: 240-28372-2

Lab Name: TestAmerica Canton Job No.: 240-28372-1

SDG ID.:

Matrix: Solid Date Sampled: 08/26/2013 11:50

Reporting Basis: DRY Date Received: 08/27/2013 09:20

% Solids: 78.6

CAS No.	Analyte	Result	RL	MDL	Units	C	Q	DIL	Method
7440-36-0	Antimony	1.7	1.7	0.34	mg/Kg	U		1	6010C
7440-38-2	Arsenic	0.84	1.3	0.26	mg/Kg	J		1	6010C
7440-39-3	Barium	9.4	17	0.061	mg/Kg	J	B	1	6010C
7440-41-7	Beryllium	0.36	0.43	0.037	mg/Kg	J		1	6010C
7440-43-9	Cadmium	0.43	0.43	0.031	mg/Kg	U		1	6010C
7440-47-3	Chromium	12	0.87	0.17	mg/Kg			1	6010C
7440-48-4	Cobalt	13	0.87	0.14	mg/Kg			1	6010C
7440-50-8	Copper	21	2.2	0.64	mg/Kg			1	6010C
7439-92-1	Lead	2.2	0.87	0.16	mg/Kg			1	6010C
7439-98-7	Molybdenum	3.5	3.5	0.23	mg/Kg	U		1	6010C
7440-02-0	Nickel	10	3.5	0.23	mg/Kg			1	6010C
7782-49-2	Selenium	1.7	1.7	0.39	mg/Kg	U		1	6010C
7440-22-4	Silver	0.87	0.87	0.087	mg/Kg	U		1	6010C
7440-28-0	Thallium	1.7	1.7	0.48	mg/Kg	U		1	6010C
7440-62-2	Vanadium	29	0.87	0.10	mg/Kg			1	6010C
7440-66-6	Zinc	22	4.3	0.87	mg/Kg		B	1	6010C
7439-97-6	Mercury	0.12	0.12	0.018	mg/Kg	U		1	7471B

1A-IN
INORGANIC ANALYSIS DATA SHEET
METALS

Client Sample ID: DR-SB-201-02-04 Lab Sample ID: 240-28372-3

Lab Name: TestAmerica Canton Job No.: 240-28372-1

SDG ID.:

Matrix: Solid Date Sampled: 08/26/2013 14:00

Reporting Basis: DRY Date Received: 08/27/2013 09:20

% Solids: 89.1

CAS No.	Analyte	Result	RL	MDL	Units	C	Q	DIL	Method
7440-36-0	Antimony	2.1	2.1	0.41	mg/Kg	U		1	6010C
7440-38-2	Arsenic	3.6	1.6	0.31	mg/Kg			1	6010C
7440-39-3	Barium	22	21	0.074	mg/Kg		B	1	6010C
7440-41-7	Beryllium	0.27	0.52	0.045	mg/Kg	J		1	6010C
7440-43-9	Cadmium	0.52	0.52	0.037	mg/Kg	U		1	6010C
7440-47-3	Chromium	19	1.0	0.21	mg/Kg			1	6010C
7440-48-4	Cobalt	3.8	1.0	0.17	mg/Kg			1	6010C
7440-50-8	Copper	9.8	2.6	0.77	mg/Kg			1	6010C
7439-92-1	Lead	5.6	1.0	0.20	mg/Kg			1	6010C
7439-98-7	Molybdenum	0.28	4.2	0.28	mg/Kg	J		1	6010C
7440-02-0	Nickel	6.7	4.2	0.28	mg/Kg			1	6010C
7782-49-2	Selenium	2.1	2.1	0.47	mg/Kg	U		1	6010C
7440-22-4	Silver	1.0	1.0	0.10	mg/Kg	U		1	6010C
7440-28-0	Thallium	2.1	2.1	0.57	mg/Kg	U		1	6010C
7440-62-2	Vanadium	23	1.0	0.12	mg/Kg			1	6010C
7440-66-6	Zinc	20	5.2	1.0	mg/Kg		B	1	6010C
7439-97-6	Mercury	0.099	0.099	0.015	mg/Kg	U		1	7471B

1A-IN
INORGANIC ANALYSIS DATA SHEET
METALS

Client Sample ID: DR-SB-201-08-10 Lab Sample ID: 240-28372-4

Lab Name: TestAmerica Canton Job No.: 240-28372-1

SDG ID.:

Matrix: Solid Date Sampled: 08/26/2013 14:05

Reporting Basis: DRY Date Received: 08/27/2013 09:20

% Solids: 93.0

CAS No.	Analyte	Result	RL	MDL	Units	C	Q	DIL	Method
7440-36-0	Antimony	2.0	2.0	0.38	mg/Kg	U		1	6010C
7440-38-2	Arsenic	0.87	1.5	0.29	mg/Kg	J		1	6010C
7440-39-3	Barium	4.0	20	0.069	mg/Kg	J	B	1	6010C
7440-41-7	Beryllium	0.10	0.49	0.042	mg/Kg	J		1	6010C
7440-43-9	Cadmium	0.49	0.49	0.035	mg/Kg	U		1	6010C
7440-47-3	Chromium	3.2	0.98	0.20	mg/Kg			1	6010C
7440-48-4	Cobalt	0.94	0.98	0.16	mg/Kg	J		1	6010C
7440-50-8	Copper	9.0	2.4	0.72	mg/Kg			1	6010C
7439-92-1	Lead	1.3	0.98	0.19	mg/Kg			1	6010C
7439-98-7	Molybdenum	3.9	3.9	0.26	mg/Kg	U		1	6010C
7440-02-0	Nickel	0.58	3.9	0.26	mg/Kg	J		1	6010C
7782-49-2	Selenium	2.0	2.0	0.44	mg/Kg	U		1	6010C
7440-22-4	Silver	0.98	0.98	0.098	mg/Kg	U		1	6010C
7440-28-0	Thallium	2.0	2.0	0.54	mg/Kg	U		1	6010C
7440-62-2	Vanadium	3.9	0.98	0.12	mg/Kg			1	6010C
7440-66-6	Zinc	2.7	4.9	0.98	mg/Kg	J	B	1	6010C
7439-97-6	Mercury	0.10	0.10	0.016	mg/Kg	U		1	7471B

1A-IN
INORGANIC ANALYSIS DATA SHEET
METALS

Client Sample ID: DR-SB-203-02-04 Lab Sample ID: 240-28372-5

Lab Name: TestAmerica Canton Job No.: 240-28372-1

SDG ID.:

Matrix: Solid Date Sampled: 08/26/2013 14:50

Reporting Basis: DRY Date Received: 08/27/2013 09:20

% Solids: 93.6

CAS No.	Analyte	Result	RL	MDL	Units	C	Q	DIL	Method
7440-36-0	Antimony	1.7	1.7	0.34	mg/Kg	U		1	6010C
7440-38-2	Arsenic	1.1	1.3	0.26	mg/Kg	J		1	6010C
7440-39-3	Barium	10	17	0.062	mg/Kg	J	B	1	6010C
7440-41-7	Beryllium	0.27	0.43	0.037	mg/Kg	J		1	6010C
7440-43-9	Cadmium	0.43	0.43	0.031	mg/Kg	U		1	6010C
7440-47-3	Chromium	7.3	0.87	0.17	mg/Kg			1	6010C
7440-48-4	Cobalt	2.4	0.87	0.14	mg/Kg			1	6010C
7440-50-8	Copper	6.4	2.2	0.64	mg/Kg			1	6010C
7439-92-1	Lead	2.4	0.87	0.17	mg/Kg			1	6010C
7439-98-7	Molybdenum	3.5	3.5	0.23	mg/Kg	U		1	6010C
7440-02-0	Nickel	3.2	3.5	0.23	mg/Kg	J		1	6010C
7782-49-2	Selenium	1.7	1.7	0.39	mg/Kg	U		1	6010C
7440-22-4	Silver	0.87	0.87	0.087	mg/Kg	U		1	6010C
7440-28-0	Thallium	1.7	1.7	0.48	mg/Kg	U		1	6010C
7440-62-2	Vanadium	11	0.87	0.10	mg/Kg			1	6010C
7440-66-6	Zinc	9.6	4.3	0.87	mg/Kg		B	1	6010C
7439-97-6	Mercury	0.10	0.10	0.015	mg/Kg	U		1	7471B

1A-IN
INORGANIC ANALYSIS DATA SHEET
METALS

Client Sample ID: DR-SB-203-10-12 Lab Sample ID: 240-28372-6

Lab Name: TestAmerica Canton Job No.: 240-28372-1

SDG ID.:

Matrix: Solid Date Sampled: 08/26/2013 15:00

Reporting Basis: DRY Date Received: 08/27/2013 09:20

% Solids: 84.9

CAS No.	Analyte	Result	RL	MDL	Units	C	Q	DIL	Method
7440-36-0	Antimony	1.8	1.8	0.36	mg/Kg	U		1	6010C
7440-38-2	Arsenic	1.2	1.4	0.27	mg/Kg	J		1	6010C
7440-39-3	Barium	8.0	18	0.065	mg/Kg	J	B	1	6010C
7440-41-7	Beryllium	0.085	0.46	0.039	mg/Kg	J		1	6010C
7440-43-9	Cadmium	0.46	0.46	0.033	mg/Kg	U		1	6010C
7440-47-3	Chromium	5.1	0.91	0.18	mg/Kg			1	6010C
7440-48-4	Cobalt	0.54	0.91	0.15	mg/Kg	J		1	6010C
7440-50-8	Copper	1.6	2.3	0.68	mg/Kg	J		1	6010C
7439-92-1	Lead	0.84	0.91	0.17	mg/Kg	J		1	6010C
7439-98-7	Molybdenum	3.7	3.7	0.25	mg/Kg	U		1	6010C
7440-02-0	Nickel	0.49	3.7	0.25	mg/Kg	J		1	6010C
7782-49-2	Selenium	1.8	1.8	0.41	mg/Kg	U		1	6010C
7440-22-4	Silver	0.91	0.91	0.091	mg/Kg	U		1	6010C
7440-28-0	Thallium	1.8	1.8	0.50	mg/Kg	U		1	6010C
7440-62-2	Vanadium	9.4	0.91	0.11	mg/Kg			1	6010C
7440-66-6	Zinc	2.4	4.6	0.91	mg/Kg	J	B	1	6010C
7439-97-6	Mercury	0.12	0.12	0.018	mg/Kg	U		1	7471B

1B-IN
INORGANIC ANALYSIS DATA SHEET
GENERAL CHEMISTRY

Client Sample ID: DR-SB-200-04-06 Lab Sample ID: 240-28372-1

Lab Name: TestAmerica Canton Job No.: 240-28372-1

SDG ID.:

Matrix: Solid Date Sampled: 08/26/2013 11:45

Reporting Basis: DRY Date Received: 08/27/2013 09:20

% Solids: 76.8

CAS No.	Analyte	Result	RL	MDL	Units	C	Q	DIL	Method
18540-29-9	Cr (VI)	0.43	1.0	0.35	mg/Kg	J	B	1	7196A

1B-IN
INORGANIC ANALYSIS DATA SHEET
GENERAL CHEMISTRY

Client Sample ID: DR-SB-200-10-12
Lab Sample ID: 240-28372-2
Lab Name: TestAmerica Canton
Job No.: 240-28372-1
SDG ID.:
Matrix: Solid
Date Sampled: 08/26/2013 11:50
Reporting Basis: DRY
Date Received: 08/27/2013 09:20
% Solids: 78.6

CAS No.	Analyte	Result	RL	MDL	Units	C	Q	DIL	Method
18540-29-9	Cr (VI)	1.0	1.0	0.34	mg/Kg	U		1	7196A

1B-IN
INORGANIC ANALYSIS DATA SHEET
GENERAL CHEMISTRY

Client Sample ID: DR-SB-201-02-04
Lab Sample ID: 240-28372-3
Lab Name: TestAmerica Canton
Job No.: 240-28372-1
SDG ID.:
Matrix: Solid
Date Sampled: 08/26/2013 14:00
Reporting Basis: DRY
Date Received: 08/27/2013 09:20
% Solids: 89.1

CAS No.	Analyte	Result	RL	MDL	Units	C	Q	DIL	Method
18540-29-9	Cr (VI)	0.90	0.90	0.30	mg/Kg	U		1	7196A

1B-IN
INORGANIC ANALYSIS DATA SHEET
GENERAL CHEMISTRY

Client Sample ID: DR-SB-201-08-10
Lab Sample ID: 240-28372-4
Lab Name: TestAmerica Canton
Job No.: 240-28372-1
SDG ID.:
Matrix: Solid
Date Sampled: 08/26/2013 14:05
Reporting Basis: DRY
Date Received: 08/27/2013 09:20
% Solids: 93.0

CAS No.	Analyte	Result	RL	MDL	Units	C	Q	DIL	Method
18540-29-9	Cr (VI)	0.86	0.86	0.29	mg/Kg	U		1	7196A

1B-IN
INORGANIC ANALYSIS DATA SHEET
GENERAL CHEMISTRY

Client Sample ID: DR-SB-203-02-04 Lab Sample ID: 240-28372-5

Lab Name: TestAmerica Canton Job No.: 240-28372-1

SDG ID.:

Matrix: Solid Date Sampled: 08/26/2013 14:50

Reporting Basis: DRY Date Received: 08/27/2013 09:20

% Solids: 93.6

CAS No.	Analyte	Result	RL	MDL	Units	C	Q	DIL	Method
18540-29-9	Cr (VI)	0.29	0.85	0.29	mg/Kg	J	B	1	7196A

1B-IN
INORGANIC ANALYSIS DATA SHEET
GENERAL CHEMISTRY

Client Sample ID: DR-SB-203-10-12 Lab Sample ID: 240-28372-6

Lab Name: TestAmerica Canton Job No.: 240-28372-1

SDG ID.:

Matrix: Solid Date Sampled: 08/26/2013 15:00

Reporting Basis: DRY Date Received: 08/27/2013 09:20

% Solids: 84.9

CAS No.	Analyte	Result	RL	MDL	Units	C	Q	DIL	Method
18540-29-9	Cr (VI)	0.94	0.94	0.32	mg/Kg	U		1	7196A

APPENDIX C
SUPPORT DOCUMENTATION

CASE NARRATIVE

Client: Tetra Tech, Inc

Project: Taxiway Tango

Report Number: 240-28372-1

With the exceptions noted as flags or footnotes, standard analytical protocols were followed in the analysis of the samples and no problems were encountered or anomalies observed. In addition all laboratory quality control samples were within established control limits, with any exceptions noted below. Each sample was analyzed to achieve the lowest possible reporting limit within the constraints of the method. In some cases, due to interference or analytes present at high concentrations, samples were diluted. For diluted samples, the reporting limits are adjusted relative to the dilution required.

TestAmerica Canton attests to the validity of the laboratory data generated by TestAmerica facilities reported herein. All analyses performed by TestAmerica facilities were done using established laboratory SOPs that incorporate QA/QC procedures described in the application methods. TestAmerica's operations groups have reviewed the data for compliance with the laboratory QA/QC plan, and data have been found to be compliant with laboratory protocols unless otherwise noted below.

The test results in this report meet all NELAP requirements for parameters for which accreditation is required or available. Any exceptions to NELAP requirements are noted in this report. Pursuant to NELAP, this report may not be reproduced, except in full, without the written approval of the laboratory.

Calculations are performed before rounding to avoid round-off errors in calculated results.

All holding times were met and proper preservation noted for the methods performed on these samples, unless otherwise detailed in the individual sections below.

This laboratory report is confidential and is intended for the sole use of TestAmerica and its client.

RECEIPT

The samples were received on 08/27/2013; the samples arrived in good condition, properly preserved and on ice. The temperature of the cooler at receipt was 1.8 C.

VOLATILE ORGANIC COMPOUNDS (GCMS)

Samples DR-SB-200-04-06 (240-28372-1), DR-SB-200-10-12 (240-28372-2), DR-SB-201-02-04 (240-28372-3), DR-SB-201-08-10 (240-28372-4), DR-SB-203-02-04 (240-28372-5) and DR-SB-203-10-12 (240-28372-6) were analyzed for volatile organic compounds (GCMS) in accordance with EPA SW-846 Method 8260B. The samples were prepared on 08/27/2013 and analyzed on 09/04/2013 and 09/05/2013.

Several analytes were detected in method blank MB 240-100074/15 at levels that were above the method detection limit but below the reporting limit. The values should be considered estimates, and have been flagged. If the associated sample reported a result above the MDL and/or RL, the result has been flagged.

1,2,3-Trichlorobenzene, 1,2,4-Trichlorobenzene and Naphthalene were detected in method blank MB 240-100252/6 at levels that were above the method detection limit but below the reporting limit. The values should be considered estimates, and have been flagged. If the associated sample reported a result above the MDL and/or RL, the result has been flagged.

Methylene Chloride was detected in method blank MB 240-99636/1-A at a level exceeding the reporting limit. If the associated sample reported a result above the MDL and/or RL, the result has been flagged.

1,1-Dichloropropene and Vinyl acetate failed the recovery criteria high for LCS 240-100155/5. Methylene Chloride and Xylenes, Total failed the recovery criteria low for MRL 240-100074/16.

The laboratory control sample (LCS) for batch 100155 recovered outside control limits for the following analytes: Vinyl Acetate and 1,1-Dichloropropene. These analytes were biased high in the LCS and were not detected in the associated samples; therefore, the data have been reported.

No other difficulties were encountered during the VOCs analysis. All other quality control parameters were within the acceptance limits.

SEMIVOLATILE ORGANIC COMPOUNDS (GCMS)

Samples DR-SB-200-04-06 (240-28372-1), DR-SB-200-10-12 (240-28372-2), DR-SB-201-02-04 (240-28372-3), DR-SB-201-08-10 (240-28372-4), DR-SB-203-02-04 (240-28372-5) and DR-SB-203-10-12 (240-28372-6) were analyzed for semivolatile organic compounds (GCMS) in accordance with EPA SW-846 Method 8270D. The samples were prepared on 09/05/2013 and analyzed on 09/10/2013 and 09/11/2013.

Terphenyl-d14 (Surr) failed the surrogate recovery criteria high for DR-SB-201-08-10 (240-28372-4).

The laboratory control sample (LCS) for batch 100222 recovered outside control limits for the following analyte: Benzaldehyde. However, since Benzaldehyde is a non-controlling compound no corrective action was required.

The laboratory control sample (LCS) for batch 100222 associated with sample(s) DR-SB-201-08-10 (240-28372-4) recovered outside control limits for the following analyte: Benzaldehyde. However, since Benzaldehyde is a non-controlling compound no corrective action was required.

The following sample(s) contained one acid and/or one base surrogate outside acceptance limits: DR-SB-201-08-10 (240-28372-4). The laboratory's SOP allows one acid surrogate and/or one base surrogate to be outside acceptance limits; therefore, re-extraction/re-analysis was not performed. These results have been reported and qualified.

No other difficulties were encountered during the SVOCs analysis. All other quality control parameters were within the acceptance limits.

GASOLINE RANGE ORGANICS (GRO)

Samples DR-SB-200-04-06 (240-28372-1), DR-SB-200-10-12 (240-28372-2), DR-SB-201-02-04 (240-28372-3), DR-SB-201-08-10 (240-28372-4), DR-SB-203-02-04 (240-28372-5) and DR-SB-203-10-12 (240-28372-6) were analyzed for gasoline range organics (GRO) in accordance with EPA-SW-846 Method 8015C - GRO. The samples were analyzed on 08/28/2013 and 08/30/2013.

No difficulties were encountered during the GRO analysis. All quality control parameters were within the acceptance limits.

DIESEL RANGE ORGANICS (DRO)

Samples DR-SB-200-04-06 (240-28372-1), DR-SB-200-10-12 (240-28372-2), DR-SB-201-02-04 (240-28372-3), DR-SB-201-08-10 (240-28372-4), DR-SB-203-02-04 (240-28372-5) and DR-SB-203-10-12 (240-28372-6) were analyzed for diesel range organics (DRO) in accordance with EPA SW-846 Method 8015C - DRO. The samples were prepared on 09/03/2013 and analyzed on 09/03/2013 and 09/04/2013.

Surrogates are added during the extraction process prior to dilution. When the sample dilution is 5X or greater, surrogate recoveries are diluted out and no corrective action is required.

No other difficulties were encountered during the DRO analysis. All other quality control parameters were within the acceptance limits.

POLYCHLORINATED BIPHENYLS (PCBS)

Samples DR-SB-200-04-06 (240-28372-1), DR-SB-200-10-12 (240-28372-2), DR-SB-201-02-04 (240-28372-3), DR-SB-201-08-10 (240-28372-4), DR-SB-203-02-04 (240-28372-5) and DR-SB-203-10-12 (240-28372-6) were analyzed for polychlorinated biphenyls (PCBs) in accordance with EPA SW-846 Method 8082A. The samples were prepared on 09/05/2013 and analyzed on 09/09/2013 and 09/10/2013.

The following sample(s) required a tetrabutylammonium sulfite (TBA) clean-up to reduce matrix interferences caused by sulfur: DR-SB-200-04-06 (240-28372-1), DR-SB-201-02-04 (240-28372-3), DR-SB-203-02-04 (240-28372-5). Lot # S65830.

No other difficulties were encountered during the PCBs analysis. All quality control parameters were within the acceptance limits.

TOTAL METALS (ICP)

Samples DR-SB-200-04-06 (240-28372-1), DR-SB-200-10-12 (240-28372-2), DR-SB-201-02-04 (240-28372-3), DR-SB-201-08-10 (240-28372-4), DR-SB-203-02-04 (240-28372-5) and DR-SB-203-10-12 (240-28372-6) were analyzed for total metals (ICP) in accordance with EPA SW-846 Method 6010C. The samples were prepared on 08/29/2013 and analyzed on 09/04/2013.

Barium and Zinc were detected in method blank MB 240-99525/1-A at levels that were above the method detection limit but below the reporting limit. The values should be considered estimates, and have been flagged. If the associated sample reported a result above the MDL and/or RL, the result has been flagged.

Antimony, Chromium and Copper failed the recovery criteria low for the MS of sample DR-SB-200-04-06MS (240-28372-1) in batch 240-100170.

Several analytes exceeded the RPD limit for the duplicate of sample DR-SB-200-04-06DU (240-28372-1).

No other difficulties were encountered during the metals analysis. All other quality control parameters were within the acceptance limits.

MERCURY

Samples DR-SB-200-04-06 (240-28372-1), DR-SB-200-10-12 (240-28372-2), DR-SB-201-02-04 (240-28372-3), DR-SB-201-08-10 (240-28372-4), DR-SB-203-02-04 (240-28372-5) and DR-SB-203-10-12 (240-28372-6) were analyzed for mercury in accordance with EPA SW-846 Method 7471B. The samples were prepared on 08/29/2013 and 09/06/2013 and analyzed on 09/04/2013 and 09/06/2013.

Mercury exceeded the RPD limit for the duplicate of sample DR-SB-200-04-06DU (240-28372-1).

This sample has a homogeneity issue. The sample Dup and MS were redigested to verify poor recoveries. Both sets of data are

reported. DR-SB-200-04-06 (240-28372-1).

No other difficulties were encountered during the mercury analysis. All other quality control parameters were within the acceptance limits.

HEXAVALENT CHROMIUM

Samples DR-SB-200-04-06 (240-28372-1), DR-SB-200-10-12 (240-28372-2), DR-SB-201-02-04 (240-28372-3), DR-SB-201-08-10 (240-28372-4), DR-SB-203-02-04 (240-28372-5) and DR-SB-203-10-12 (240-28372-6) were analyzed for hexavalent chromium in accordance with EPA SW-846 Method 3060A/7196A. The samples were prepared on 09/03/2013 and analyzed on 09/04/2013.

Cr (VI) was detected in method blank MB 240-99886/9-A at a level that was above the method detection limit but below the reporting limit. The value should be considered an estimate, and has been flagged. If the associated sample reported a result above the MDL and/or RL, the result has been flagged.

No other difficulties were encountered during the hexavalent chromium analysis. All other quality control parameters were within the acceptance limits.

PERCENT SOLIDS

Samples DR-SB-200-04-06 (240-28372-1), DR-SB-200-10-12 (240-28372-2), DR-SB-201-02-04 (240-28372-3), DR-SB-201-08-10 (240-28372-4), DR-SB-203-02-04 (240-28372-5) and DR-SB-203-10-12 (240-28372-6) were analyzed for percent solids in accordance with EPA Method 160.3 MOD. The samples were analyzed on 08/28/2013.

No difficulties were encountered during the % solids analysis. All quality control parameters were within the acceptance limits.

Chain of Custody Record

1.8

TestAmerica
THE LEADER IN ENVIRONMENTAL TESTING

TestAmerica Laboratory location: _____
Regulatory program: ☐ DW ☐ NPDES ☐ RCRA ☐ Other _____

TestAmerica Laboratories, Inc.

Client Contact					
Company Name: Tetra Tech	Client Project Manager: Amy McGivney	Site Contact: Stu Cameron	Lab Contact:	COC No:	
Address: 20251 Century Blvd Suite 200	Telephone: (301) 528-5555	Telephone: (703) 342-8389	Telephone:	1 of 1 COCs	
City/State/Zip: Germantown MD 20876	Email:	Analysis Turnaround Time (CALENDAR DAYS or BUSINESS DAYS)		Analyses	
Phone:		TAT if different from below _____ ☐ 3 weeks ☐ 2 weeks ☐ 1 week ☐ 2 days ☐ 1 day			
Project Name: Taxiway Tango	Method of Shipment/Carrier:				
Project Number: E112IC0548	Shipping/Tracking No:				
PO#					

Sample Identification	Sample Date	Sample Time	Matrix: Air	Aqueous	Sediment	Solid	Other:	Containers & Preservatives: H2SO4	HNO3	HCl	NaOH	ZnAc/ NaOH	Unpres	Other: MeOH	Field Filtered Sample (Yes or No)	Perform MS/MSD (Yes or No)	VOCs	GRO	SVOCs, FCBs, DRO	Metals, Cr (VI)	Sample Specific Notes / Special Instructions:
DR-SB-200-04-06	08/26/13	1145				X							6	1			X	X	X	X	
DR-SB-200-10-12	↓	1150				X							6	1			↓	↓	↓	↓	
DR-SB-201-02-04		1400				X							6	1							
DR-SB-201-08-10	↓	1405				X							6	1			↓	↓	↓	↓	
DR-SB-203-02-04		14:50				X							6	1			X	X	X	X	
DR-SB-203-10-12		15:00				X							6	1			X	X	X	X	

240-28372 Chain of Custody

Possible Hazard Identification
☒ Non-Hazard ☐ Flammable ☐ Skin Irritant ☐ Poison B ☐ Unknown

Sample Disposal (A fee may be assessed if samples are retained longer than) ☐ Return to Client ☒ Disposal By Lab ☐ Archive For _____ Months

Special Instructions/QC Requirements & Comments:

Relinquished by:	Company:	Date/Time:	Received by:	Company:	Date/Time:
	Tetra Tech	8-26-13 / 1545		TestAmerica	8/26/13/1600
Relinquished by:	Company:	Date/Time:	Received by:	Company:	Date/Time:
	TestAmerica	8-26-2013/1638		TA	8-27-13 920
Relinquished by:	Company:	Date/Time:	Received in Laboratory by:	Company:	Date/Time:

©2008, TestAmerica Laboratories, Inc. All rights reserved.
TestAmerica & Design ™ are trademarks of TestAmerica Laboratories, Inc

TAL-0018 (1008)

HOLDTIME

SDG 240-28372-1

SORT	UNITS	NSAMPLE	LAB_ID	QC_TYPE	SAMP_DATE	EXTR_DATE	ANAL_DATE	SMP_EXTR	EXTR_ANL	SMP_ANL
HG	MG/KG	DR-SB-203-10-12	240-28372-6	NM	08/26/2013	08/29/2013	09/04/2013	3	6	9
HG	MG/KG	DR-SB-200-04-06	240-28372-1	NM	08/26/2013	08/29/2013	09/04/2013	3	6	9
HG	MG/KG	DR-SB-200-04-06	240-28372-1	NM	08/26/2013	09/06/2013	09/06/2013	11	0	11
HG	MG/KG	DR-SB-200-10-12	240-28372-2	NM	08/26/2013	08/29/2013	09/04/2013	3	6	9
HG	MG/KG	DR-SB-201-02-04	240-28372-3	NM	08/26/2013	08/29/2013	09/04/2013	3	6	9
HG	MG/KG	DR-SB-201-08-10	240-28372-4	NM	08/26/2013	08/29/2013	09/04/2013	3	6	9
HG	MG/KG	DR-SB-203-02-04	240-28372-5	NM	08/26/2013	08/29/2013	09/04/2013	3	6	9
M	MG/KG	DR-SB-203-10-12	240-28372-6	NM	08/26/2013	08/29/2013	09/04/2013	3	6	9
M	MG/KG	DR-SB-200-04-06	240-28372-1	NM	08/26/2013	08/29/2013	09/04/2013	3	6	9
M	MG/KG	DR-SB-200-10-12	240-28372-2	NM	08/26/2013	08/29/2013	09/04/2013	3	6	9
M	MG/KG	DR-SB-201-02-04	240-28372-3	NM	08/26/2013	08/29/2013	09/04/2013	3	6	9
M	MG/KG	DR-SB-203-02-04	240-28372-5	NM	08/26/2013	08/29/2013	09/04/2013	3	6	9
M	MG/KG	DR-SB-201-08-10	240-28372-4	NM	08/26/2013	08/29/2013	09/04/2013	3	6	9
CR6	MG/KG	DR-SB-200-04-06	240-28372-1	NM	08/26/2013	09/03/2013	09/04/2013	8	1	9
CR6	MG/KG	DR-SB-203-02-04	240-28372-5	NM	08/26/2013	09/03/2013	09/04/2013	8	1	9

SORT	UNITS	NSAMPLE	LAB_ID	QC_TYPE	SAMP_DATE	EXTR_DATE	ANAL_DATE	SMP_EXTR	EXTR_ANL	SMP_ANL
CR6	MG/KG	DR-SB-203-10-12	240-28372-6	NM	08/26/2013	09/03/2013	09/04/2013	8	1	9
CR6	MG/KG	DR-SB-201-08-10	240-28372-4	NM	08/26/2013	09/03/2013	09/04/2013	8	1	9
CR6	MG/KG	DR-SB-200-10-12	240-28372-2	NM	08/26/2013	09/03/2013	09/04/2013	8	1	9
CR6	MG/KG	DR-SB-201-02-04	240-28372-3	NM	08/26/2013	09/03/2013	09/04/2013	8	1	9
OS	UG/KG	DR-SB-203-02-04	240-28372-5	NM	08/26/2013	09/05/2013	09/10/2013	10	5	15
OS	UG/KG	DR-SB-201-08-10	240-28372-4	NM	08/26/2013	09/05/2013	09/11/2013	10	6	16
OS	UG/KG	DR-SB-201-02-04	240-28372-3	NM	08/26/2013	09/05/2013	09/10/2013	10	5	15
OS	UG/KG	DR-SB-200-10-12	240-28372-2	NM	08/26/2013	09/05/2013	09/10/2013	10	5	15
OS	UG/KG	DR-SB-200-04-06	240-28372-1	NM	08/26/2013	09/05/2013	09/10/2013	10	5	15
OS	UG/KG	DR-SB-203-10-12	240-28372-6	NM	08/26/2013	09/05/2013	09/10/2013	10	5	15
OV	UG/KG	DR-SB-201-08-10	240-28372-4	NM	08/26/2013	08/27/2013	09/05/2013	1	9	10
OV	UG/KG	DR-SB-203-02-04	240-28372-5	NM	08/26/2013	08/27/2013	09/05/2013	1	9	10
OV	UG/KG	DR-SB-203-10-12	240-28372-6	NM	08/26/2013	08/27/2013	09/05/2013	1	9	10
OV	UG/KG	DR-SB-200-10-12	240-28372-2	NM	08/26/2013	08/27/2013	09/05/2013	1	9	10
OV	UG/KG	DR-SB-200-04-06	240-28372-1	NM	08/26/2013	08/27/2013	09/04/2013	1	8	9
OV	UG/KG	DR-SB-201-02-04	240-28372-3	NM	08/26/2013	08/27/2013	09/05/2013	1	9	10
PCB	UG/KG	DR-SB-200-10-12	240-28372-2	NM	08/26/2013	09/05/2013	09/09/2013	10	4	14
PCB	UG/KG	DR-SB-201-02-04	240-28372-3	NM	08/26/2013	09/05/2013	09/10/2013	10	5	15

SORT	UNITS	NSAMPLE	LAB_ID	QC_TYPE	SAMP_DATE	EXTR_DATE	ANAL_DATE	SMP_EXTR	EXTR_ANL	SMP_ANL
PCB	UG/KG	DR-SB-200-04-06	240-28372-1	NM	08/26/2013	09/05/2013	09/10/2013	10	5	15
PCB	UG/KG	DR-SB-203-10-12	240-28372-6	NM	08/26/2013	09/05/2013	09/09/2013	10	4	14
PCB	UG/KG	DR-SB-203-02-04	240-28372-5	NM	08/26/2013	09/05/2013	09/10/2013	10	5	15
PCB	UG/KG	DR-SB-201-08-10	240-28372-4	NM	08/26/2013	09/05/2013	09/09/2013	10	4	14
	MG/KG	DR-SB-200-04-06	240-28372-1	NM	08/26/2013	09/03/2013	09/03/2013	8	0	8
	MG/KG	DR-SB-200-10-12	240-28372-2	NM	08/26/2013	09/03/2013	09/03/2013	8	0	8
	MG/KG	DR-SB-201-02-04	240-28372-3	NM	08/26/2013	09/03/2013	09/03/2013	8	0	8
	MG/KG	DR-SB-201-08-10	240-28372-4	NM	08/26/2013	09/03/2013	09/03/2013	8	0	8
	MG/KG	DR-SB-203-02-04	240-28372-5	NM	08/26/2013	09/03/2013	09/04/2013	8	1	9
	MG/KG	DR-SB-203-10-12	240-28372-6	NM	08/26/2013	09/03/2013	09/04/2013	8	1	9
	UG/KG	DR-SB-201-08-10	240-28372-4	NM	08/26/2013	08/28/2013	08/28/2013	2	0	2
	UG/KG	DR-SB-200-04-06	240-28372-1	NM	08/26/2013	08/28/2013	08/28/2013	2	0	2
	UG/KG	DR-SB-201-02-04	240-28372-3	NM	08/26/2013	08/30/2013	08/30/2013	4	0	4
	UG/KG	DR-SB-203-02-04	240-28372-5	NM	08/26/2013	08/28/2013	08/28/2013	2	0	2
	UG/KG	DR-SB-203-10-12	240-28372-6	NM	08/26/2013	08/28/2013	08/28/2013	2	0	2
	UG/KG	DR-SB-200-10-12	240-28372-2	NM	08/26/2013	08/28/2013	08/28/2013	2	0	2

SAMPLE SUMMARY

Client: Tetra Tech, Inc

Job Number: 240-28372-1

Lab Sample ID	Client Sample ID	Client Matrix	Date/Time Sampled	Date/Time Received
240-28372-1	DR-SB-200-04-06	Solid	08/26/2013 1145	08/27/2013 0920
240-28372-2	DR-SB-200-10-12	Solid	08/26/2013 1150	08/27/2013 0920
240-28372-3	DR-SB-201-02-04	Solid	08/26/2013 1400	08/27/2013 0920
240-28372-4	DR-SB-201-08-10	Solid	08/26/2013 1405	08/27/2013 0920
240-28372-5	DR-SB-203-02-04	Solid	08/26/2013 1450	08/27/2013 0920
240-28372-6	DR-SB-203-10-12	Solid	08/26/2013 1500	08/27/2013 0920

METHOD SUMMARY

Client: Tetra Tech, Inc

Job Number: 240-28372-1

Description	Lab Location	Method	Preparation Method
Matrix: Solid			
Volatile Organic Compounds (GC/MS)	TAL CAN	SW846 8260B	
Closed System Purge and Trap	TAL CAN		SW846 5035
Semivolatile Organic Compounds (GC/MS)	TAL CAN	SW846 8270D	
Soxhlet Extraction	TAL CAN		SW846 3540C
Nonhalogenated Organics using GC/FID -Modified (Gasoline Range Organics)	TAL CAN	SW846 8015C	
Purge and Trap	TAL CAN		SW846 5030B
Nonhalogenated Organics using GC/FID -Modified (Diesel Range Organics)	TAL CAN	SW846 8015C	
Ultrasonic Extraction	TAL CAN		SW846 3550C
Polychlorinated Biphenyls (PCBs) by Gas Chromatography	TAL CAN	SW846 8082A	
Soxhlet Extraction	TAL CAN		SW846 3540C
Metals (ICP)	TAL CAN	SW846 6010C	
Preparation, Metals	TAL CAN		SW846 3050B
Mercury in Solid or Semisolid Waste (Manual Cold Vapor Technique)	TAL CAN	SW846 7471B	
Preparation, Mercury	TAL CAN		SW846 7471B
Chromium, Hexavalent	TAL CAN	SW846 7196A	
Alkaline Digestion (Chromium, Hexavalent)	TAL CAN		SW846 3060A
Percent Moisture	TAL CAN	EPA Moisture	

Lab References:

TAL CAN = TestAmerica Canton

Method References:

EPA = US Environmental Protection Agency

SW846 = "Test Methods For Evaluating Solid Waste, Physical/Chemical Methods", Third Edition, November 1986 And Its Updates.

13-IN
ANALYSIS RUN LOG
METALS

Lab Name: TestAmerica Canton Job No.: 240-28372-1

SDG No.:

Instrument ID: I9 Method: 6010C

Start Date: 09/04/2013 14:07 End Date: 09/05/2013 10:57

Lab Sample ID	D/F	Type	Time	Analytes																			
				Ag	As	Ba	Be	Cd	Co	Cr	Cu	Mo	Ni	Pb	Sb	Se	Tl	V	Zn				
ICIS 240-100170/1	1		14:07	X	X	X	X	X	X	X	X	X	X	X	X	X	X	X	X				
CALSTD 240-100170/2 IC			14:11	X	X	X	X	X	X	X	X	X	X	X	X	X	X	X	X				
CALSTD 240-100170/3 IC			14:15	X	X	X	X	X	X	X	X	X	X	X	X	X	X	X	X				
ICV 240-100170/4	1		14:19	X	X	X	X	X	X	X	X	X	X	X	X	X	X	X	X				
ICB 240-100170/5	1		14:23	X	X	X	X	X	X	X	X	X	X	X	X	X	X	X	X				
CRI 240-100170/6			14:27																				
ZZZZZZ			14:31																				
ICSA 240-100170/8	1		14:35	X	X	X	X	X	X	X	X	X	X	X	X	X	X	X	X				
ICSAB 240-100170/9	1		14:39	X	X	X	X	X	X	X	X	X	X	X	X	X	X	X	X				
CCV 240-100170/10			14:43																				
CCB 240-100170/11			14:47																				
ZZZZZZ			14:51																				
ZZZZZZ			14:55																				
ZZZZZZ			15:00																				
ZZZZZZ			15:04																				
ZZZZZZ			15:08																				
ZZZZZZ			15:12																				
CCV 240-100170/18	1		15:16	X	X	X	X	X	X	X	X	X	X	X	X	X	X	X	X				
CCB 240-100170/19	1		15:20	X	X	X	X	X	X	X	X	X	X	X	X	X	X	X	X				
CRI 240-100170/20	1		15:28	X	X	X	X	X	X	X	X	X	X	X	X	X	X	X	X				
MB 240-99525/1-A	1	T	15:32	X	X	X	X	X	X	X	X	X	X	X	X	X	X	X	X				
LCS 240-99525/2-A	1	T	15:36	X	X	X	X	X	X	X	X	X	X	X	X	X	X	X	X				
240-28372-1	1	T	15:40	X	X	X	X	X	X	X	X	X	X	X	X	X	X	X	X				
240-28372-1 SD	5	T	15:44	X	X	X	X	X	X	X	X	X	X	X	X	X	X	X	X				
240-28372-1 DU	1	T	15:48	X	X	X	X	X	X	X	X	X	X	X	X	X	X	X	X				
240-28372-1 MS	1	T	15:52	X	X	X	X	X	X	X	X	X	X	X	X	X	X	X	X				
240-28372-2	1	T	15:56	X	X	X	X	X	X	X	X	X	X	X	X	X	X	X	X				
240-28372-3	1	T	16:00	X	X	X	X	X	X	X	X	X	X	X	X	X	X	X	X				
240-28372-4	1	T	16:04	X	X	X	X	X	X	X	X	X	X	X	X	X	X	X	X				
CCV 240-100170/30	1		16:08	X	X	X	X	X	X	X	X	X	X	X	X	X	X	X	X				
CCB 240-100170/31	1		16:11	X	X	X	X	X	X	X	X	X	X	X	X	X	X	X	X				
240-28372-5	1	T	16:16	X	X	X	X	X	X	X	X	X	X	X	X	X	X	X	X				
240-28372-6	1	T	16:20	X	X	X	X	X	X	X	X	X	X	X	X	X	X	X	X				
ZZZZZZ			16:24																				
ZZZZZZ			16:28																				
ZZZZZZ			16:31																				
ZZZZZZ			16:35																				
ZZZZZZ			16:39																				
ZZZZZZ			16:43																				
ZZZZZZ			16:47																				
ZZZZZZ			16:51																				

13-IN
ANALYSIS RUN LOG
METALS

Lab Name: TestAmerica Canton Job No.: 240-28372-1

SDG No.:

Instrument ID: I9 Method: 6010C

Start Date: 09/04/2013 14:07 End Date: 09/05/2013 10:57

Lab Sample ID	D / F	Type	Time	Analytes																			
				Ag	As	Ba	Be	Cd	Co	Cr	Cu	Mo	Ni	Pb	Sb	Se	Tl	V	Zn				
CCV 240-100170/42	1		16:55	X	X	X	X	X	X	X	X	X	X	X	X	X	X	X	X				
CCB 240-100170/43	1		16:59	X	X	X	X	X	X	X	X	X	X	X	X	X	X	X	X				
ZZZZZZ			17:03																				
ZZZZZZ			17:07																				
ZZZZZZ			17:11																				
ZZZZZZ			17:15																				
ZZZZZZ			17:19																				
ZZZZZZ			17:23																				
ZZZZZZ			17:27																				
ZZZZZZ			17:31																				
ZZZZZZ			17:35																				
ZZZZZZ			17:39																				
CCV 240-100170/54			17:43																				
CCB 240-100170/55			17:47																				
ZZZZZZ			17:51																				
ZZZZZZ			17:55																				
ZZZZZZ			17:59																				
ZZZZZZ			18:03																				
ZZZZZZ			18:07																				
ZZZZZZ			18:11																				
ZZZZZZ			18:15																				
ZZZZZZ			18:19																				
ZZZZZZ			18:23																				
ZZZZZZ			18:27																				
CCV 240-100170/66			18:31																				
CCB 240-100170/67			18:35																				
ZZZZZZ			18:39																				
ZZZZZZ			18:43																				
ZZZZZZ			18:47																				
ZZZZZZ			18:51																				
ZZZZZZ			18:55																				
ZZZZZZ			18:59																				
ZZZZZZ			19:03																				
ZZZZZZ			19:06																				
ZZZZZZ			19:10																				
ZZZZZZ			19:14																				
CCV 240-100170/78			19:18																				
CCB 240-100170/79			19:22																				
ZZZZZZ			19:26																				
ZZZZZZ			19:30																				
ZZZZZZ			19:34																				
ZZZZZZ			19:38																				

13-IN
ANALYSIS RUN LOG
METALS

Lab Name: TestAmerica Canton Job No.: 240-28372-1

SDG No.:

Instrument ID: I9 Method: 6010C

Start Date: 09/04/2013 14:07 End Date: 09/05/2013 10:57

Lab Sample ID	D / F	Type	Time	Analytes																				
				Ag	As	Ba	Be	Cd	Co	Cr	Cu	Mo	Ni	Pb	Sb	Se	Tl	V	Zn				
ZZZZZZ			19:42																				
ZZZZZZ			19:46																				
ZZZZZZ			19:50																				
ZZZZZZ			19:54																				
ZZZZZZ			19:58																				
ZZZZZZ			20:02																				
CCV 240-100170/90			20:06																				
CCB 240-100170/91			20:10																				
ZZZZZZ			20:14																				
ZZZZZZ			20:18																				
ZZZZZZ			20:22																				
ZZZZZZ			20:26																				
ZZZZZZ			20:30																				
ZZZZZZ			20:34																				
ZZZZZZ			20:38																				
ZZZZZZ			20:42																				
ZZZZZZ			20:46																				
ZZZZZZ			20:50																				
CCV 240-100170/102			20:54																				
CCB 240-100170/103			20:58																				
ZZZZZZ			21:02																				
ZZZZZZ			21:06																				
ZZZZZZ			21:10																				
ZZZZZZ			21:15																				
ZZZZZZ			21:19																				
ZZZZZZ			21:24																				
ZZZZZZ			21:28																				
ZZZZZZ			21:32																				
ZZZZZZ			21:36																				
ZZZZZZ			21:41																				
CCV 240-100170/114			21:45																				
CCB 240-100170/115			21:49																				
ZZZZZZ			21:53																				
ZZZZZZ			21:57																				
ZZZZZZ			22:01																				
ZZZZZZ			22:06																				
ZZZZZZ			22:10																				
ZZZZZZ			22:14																				
ZZZZZZ			22:18																				
ZZZZZZ			22:22																				
CCV 240-100170/124			22:26																				
CCB 240-100170/125			22:30																				

13-IN
ANALYSIS RUN LOG
METALS

Lab Name: TestAmerica Canton Job No.: 240-28372-1

SDG No.:

Instrument ID: I9 Method: 6010C

Start Date: 09/04/2013 14:07 End Date: 09/05/2013 10:57

Lab Sample ID	D / F	Type	Time	Analytes																			
				Ag	As	Ba	Be	Cd	Co	Cr	Cu	Mo	Ni	Pb	Sb	Se	Tl	V	Zn				
CCV 240-100170/126			08:37																				
CCB 240-100170/127			08:41																				
CCV 240-100170/128	1		08:47	X	X	X	X	X	X	X	X	X	X	X	X	X	X	X	X				
CCB 240-100170/129	1		08:51	X	X	X	X	X	X	X	X	X	X	X	X	X	X	X	X				
240-28372-1 PDS	1	T	09:00							X	X				X								
ZZZZZZ			09:04																				
CCV 240-100170/132	1		09:07	X	X	X	X	X	X	X	X	X	X	X	X	X	X	X	X				
CCB 240-100170/133	1		09:11	X	X	X	X	X	X	X	X	X	X	X	X	X	X	X	X				
CRI 240-100170/134	1		09:15	X	X	X	X	X	X	X	X	X	X	X	X	X	X	X	X				
CCV 240-100170/135			09:39																				
CCB 240-100170/136			09:43																				
ZZZZZZ			09:47																				
CCV 240-100170/138			09:51																				
CCB 240-100170/139			09:55																				
ZZZZZZ			09:59																				
ZZZZZZ			10:03																				
ZZZZZZ			10:07																				
ZZZZZZ			10:11																				
ZZZZZZ			10:15																				
ZZZZZZ			10:19																				
ZZZZZZ			10:23																				
ZZZZZZ			10:27																				
ZZZZZZ			10:31																				
ZZZZZZ			10:35																				
CCV 240-100170/150			10:39																				
CCB 240-100170/151			10:43																				
ZZZZZZ			10:47																				
CCV 240-100170/153			10:53																				
CCB 240-100170/154			10:57																				

Prep Types

T = Total/NA

13-IN
ANALYSIS RUN LOG
METALS

Lab Name: TestAmerica Canton Job No.: 240-28372-1

SDG No.:

Instrument ID: H1 Method: 7471B

Start Date: 09/06/2013 07:53 End Date: 09/06/2013 19:04

Lab Sample ID	D / F	Type	Time	Analytes																				
				Hg																				
IC 240-100432/1-A			07:53	X																				
IC 240-100432/1-A			07:55	X																				
IC 240-100432/2-A			07:58	X																				
IC 240-100432/2-A			07:59	X																				
IC 240-100432/3-A			08:01	X																				
IC 240-100432/3-A			08:03	X																				
IC 240-100432/4-A			08:04	X																				
IC 240-100432/4-A			08:05	X																				
IC 240-100432/5-A			08:07	X																				
IC 240-100432/5-A			08:10	X																				
IC 240-100432/6-A			08:11	X																				
IC 240-100432/6-A			08:13	X																				
IC 240-100432/7-A			08:14	X																				
IC 240-100432/7-A			08:16	X																				
ICV 240-100432/8-A	1		08:18	X																				
ICB 240-100432/9-A	1		08:19	X																				
CRA 240-100432/10-A	1		08:21	X																				
ZZZZZZ			08:23																					
ZZZZZZ			08:25																					
ZZZZZZ			08:26																					
ZZZZZZ			08:28																					
ZZZZZZ			08:30																					
CCV 240-100432/11-A			08:35																					
CCB 240-100432/12-A			08:36																					
ZZZZZZ			08:38																					
ZZZZZZ			08:39																					
ZZZZZZ			08:42																					
ZZZZZZ			08:43																					
ZZZZZZ			08:45																					
ZZZZZZ			08:46																					
ZZZZZZ			08:49																					
ZZZZZZ			08:51																					
ZZZZZZ			08:53																					
ZZZZZZ			08:55																					
CCV 240-100432/11-A			08:57																					
CCB 240-100432/12-A			08:59																					
ZZZZZZ			09:03																					
ZZZZZZ			09:05																					
ZZZZZZ			09:07																					
ZZZZZZ			09:09																					
ZZZZZZ			09:11																					
ZZZZZZ			09:12																					

13-IN
ANALYSIS RUN LOG
METALS

Lab Name: TestAmerica Canton Job No.: 240-28372-1

SDG No.:

Instrument ID: H1 Method: 7471B

Start Date: 09/06/2013 07:53 End Date: 09/06/2013 19:04

Lab Sample ID	D / F	Type	Time	Analytes
				Hg
ZZZZZZ			09:14	
ZZZZZZ			09:16	
ZZZZZZ			09:18	
ZZZZZZ			09:20	
CCV 240-100432/11-A			09:21	
CCB 240-100432/12-A			09:22	
ZZZZZZ			09:24	
ZZZZZZ			09:26	
ZZZZZZ			09:27	
ZZZZZZ			09:29	
ZZZZZZ			09:30	
CCV 240-100432/11-A			09:31	
CCB 240-100432/12-A			09:33	
ZZZZZZ			10:01	
ZZZZZZ			10:03	
ZZZZZZ			10:05	
ZZZZZZ			10:07	
CCV 240-100432/11-A			10:08	
CCB 240-100432/12-A			10:10	
ZZZZZZ			10:12	
ZZZZZZ			10:13	
ZZZZZZ			10:16	
ZZZZZZ			10:18	
ZZZZZZ			10:21	
CCV 240-100432/11-A			10:22	
CCB 240-100432/12-A			10:23	
CCV 240-100432/11-A			17:19	
CCB 240-100432/12-A			17:21	
ZZZZZZ			17:23	
ZZZZZZ			17:25	
ZZZZZZ			17:26	
ZZZZZZ			17:28	
ZZZZZZ			17:29	
ZZZZZZ			17:31	
ZZZZZZ			17:32	
ZZZZZZ			17:36	
ZZZZZZ			17:37	
ZZZZZZ			17:39	
CCV 240-100432/11-A	1		17:41	X
CCB 240-100432/12-A	1		17:43	X
ZZZZZZ			17:44	
ZZZZZZ			17:45	

13-IN
ANALYSIS RUN LOG
METALS

Lab Name: TestAmerica Canton Job No.: 240-28372-1

SDG No.:

Instrument ID: H4 Method: 7471B

Start Date: 09/04/2013 08:40 End Date: 09/04/2013 14:57

Lab Sample ID	D / F	Type	Time	Analytes																				
				Hg																				
IC 240-99995/1-A			08:40	X																				
IC 240-99995/1-A			08:42	X																				
IC 240-99995/2-A			08:44	X																				
IC 240-99995/2-A			08:47	X																				
IC 240-99995/3-A			08:49	X																				
IC 240-99995/3-A			08:52	X																				
IC 240-99995/4-A			08:54	X																				
IC 240-99995/4-A			08:56	X																				
IC 240-99995/5-A			08:58	X																				
IC 240-99995/5-A			09:00	X																				
IC 240-99995/6-A			09:02	X																				
IC 240-99995/6-A			09:04	X																				
IC 240-99995/7-A			09:07	X																				
IC 240-99995/7-A			09:09	X																				
ICV 240-99995/8-A			09:14																					
ICB 240-99995/9-A			09:16																					
CRA 240-99995/10-A			09:18																					
IC 240-99995/1-A			09:27	X																				
IC 240-99995/1-A			09:29	X																				
IC 240-99995/2-A			09:30	X																				
IC 240-99995/2-A			09:33	X																				
IC 240-99995/3-A			09:35	X																				
IC 240-99995/3-A			09:37	X																				
IC 240-99995/4-A			09:40	X																				
IC 240-99995/4-A			09:42	X																				
IC 240-99995/5-A			09:44	X																				
IC 240-99995/5-A			09:46	X																				
IC 240-99995/6-A			09:50	X																				
IC 240-99995/6-A			09:52	X																				
IC 240-99995/7-A			09:54	X																				
IC 240-99995/7-A			09:56	X																				
ICV 240-99995/8-A	1		09:59	X																				
ICB 240-99995/9-A	1		10:01	X																				
CRA 240-99995/10-A	1		10:03	X																				
CCV 240-99995/11-A			10:11																					
CCB 240-99995/12-A			10:14																					
ZZZZZZ			10:16																					
ZZZZZZ			10:18																					
ZZZZZZ			10:20																					
ZZZZZZ			10:22																					
ZZZZZZ			10:24																					
ZZZZZZ			10:26																					

13-IN
ANALYSIS RUN LOG
METALS

Lab Name: TestAmerica Canton Job No.: 240-28372-1

SDG No.:

Instrument ID: H4 Method: 7471B

Start Date: 09/04/2013 08:40 End Date: 09/04/2013 14:57

Lab Sample ID	D / F	Type	Time	Analytes
				Hg
ZZZZZZ			10:28	
ZZZZZZ			10:31	
ZZZZZZ			10:33	
ZZZZZZ			10:35	
CCV 240-99995/11-A			10:37	
CCB 240-99995/12-A			10:40	
ZZZZZZ			10:42	
ZZZZZZ			10:44	
ZZZZZZ			10:46	
ZZZZZZ			10:48	
ZZZZZZ			10:50	
ZZZZZZ			10:53	
ZZZZZZ			10:55	
ZZZZZZ			10:56	
ZZZZZZ			10:59	
ZZZZZZ			11:01	
CCV 240-99995/11-A	1		11:04	X
CCB 240-99995/12-A	1		11:06	X
MB 240-99544/1-A	1	T	11:09	X
LCS 240-99544/2-A	1	T	11:11	X
CCV 240-99995/11-A	1		11:14	X
CCB 240-99995/12-A	1		11:16	X
240-28372-1	1	T	11:18	X
240-28372-1 DU	1	T	11:22	X
240-28372-1 MS	1	T	11:24	X
240-28372-2	1	T	11:27	X
240-28372-3	1	T	11:29	X
240-28372-4	1	T	11:32	X
240-28372-5	1	T	11:34	X
240-28372-6	1	T	11:36	X
ZZZZZZ			11:38	
ZZZZZZ			11:40	
CCV 240-99995/11-A	1		11:42	X
CCB 240-99995/12-A	1		11:45	X
ZZZZZZ			11:48	
ZZZZZZ			11:50	
ZZZZZZ			11:53	
ZZZZZZ			11:55	
ZZZZZZ			11:58	
ZZZZZZ			12:00	
ZZZZZZ			12:02	
ZZZZZZ			12:04	

13-IN
ANALYSIS RUN LOG
METALS

Lab Name: TestAmerica Canton Job No.: 240-28372-1

SDG No.:

Instrument ID: H4 Method: 7471B

Start Date: 09/04/2013 08:40 End Date: 09/04/2013 14:57

Lab Sample ID	D / F	Type	Time	Analytes
				Hg
ZZZZZZ			12:06	
ZZZZZZ			12:08	
CCV 240-99995/11-A			12:10	
CCB 240-99995/12-A			12:13	
ZZZZZZ			12:15	
ZZZZZZ			12:17	
ZZZZZZ			12:19	
ZZZZZZ			12:21	
ZZZZZZ			12:23	
ZZZZZZ			12:25	
ZZZZZZ			12:27	
ZZZZZZ			12:29	
ZZZZZZ			12:31	
ZZZZZZ			12:33	
CCV 240-99995/11-A			12:35	
CCB 240-99995/12-A			12:37	
ZZZZZZ			12:40	
ZZZZZZ			12:42	
ZZZZZZ			12:44	
ZZZZZZ			12:46	
ZZZZZZ			12:48	
ZZZZZZ			12:50	
ZZZZZZ			12:52	
ZZZZZZ			12:55	
ZZZZZZ			12:57	
ZZZZZZ			12:59	
CCV 240-99995/11-A			13:00	
CCB 240-99995/12-A			13:02	
ZZZZZZ			13:04	
CCV 240-99995/11-A			13:06	
CCB 240-99995/12-A			13:08	
CCV 240-99995/11-A			14:04	
CCB 240-99995/12-A			14:07	
ZZZZZZ			14:09	
ZZZZZZ			14:11	
ZZZZZZ			14:12	
ZZZZZZ			14:14	
ZZZZZZ			14:17	
CCV 240-99995/11-A			14:19	
CCB 240-99995/12-A			14:21	
CCV 240-99995/11-A			14:40	
CCB 240-99995/12-A			14:42	

13-IN
ANALYSIS RUN LOG
METALS

Lab Name: TestAmerica Canton Job No.: 240-28372-1

SDG No.:

Instrument ID: H4 Method: 7471B

Start Date: 09/04/2013 08:40 End Date: 09/04/2013 14:57

Lab Sample ID	D / F	Type	Time	Analytes																				
				Hg																				
ZZZZZZ			14:44																					
ZZZZZZ			14:46																					
ZZZZZZ			14:49																					
ZZZZZZ			14:51																					
ZZZZZZ			14:53																					
CCV 240-99995/11-A			14:55																					
CCB 240-99995/12-A			14:57																					

Prep Types

T = Total/NA

13-IN
ANALYSIS RUN LOG
METALS

Lab Name: TestAmerica Canton Job No.: 240-28372-1

SDG No.:

Instrument ID: H1 Method: 7471B

Start Date: 09/06/2013 07:53 End Date: 09/06/2013 19:04

Lab Sample ID	D / F	Type	Time	Analytes
				Hg
ZZZZZZ			17:48	
ZZZZZZ			17:49	
ZZZZZZ			17:50	
MB 240-100404/1-A	1	T	17:52	X
LCS 240-100404/2-A	1	T	17:53	X
240-28372-1	1	T	17:55	X
240-28372-1 MS	1	T	17:57	X
240-28372-1 DU	1	T	17:59	X
CCV 240-100432/11-A	1		18:02	X
CCB 240-100432/12-A	1		18:03	X
ZZZZZZ			18:04	
ZZZZZZ			18:06	
ZZZZZZ			18:07	
ZZZZZZ			18:09	
ZZZZZZ			18:11	
ZZZZZZ			18:12	
ZZZZZZ			18:14	
ZZZZZZ			18:15	
ZZZZZZ			18:17	
ZZZZZZ			18:18	
CCV 240-100432/11-A			18:21	
CCB 240-100432/12-A			18:22	
ZZZZZZ			18:24	
ZZZZZZ			18:25	
ZZZZZZ			18:27	
ZZZZZZ			18:30	
ZZZZZZ			18:32	
ZZZZZZ			18:33	
ZZZZZZ			18:35	
ZZZZZZ			18:37	
ZZZZZZ			18:40	
ZZZZZZ			18:41	
CCV 240-100432/11-A			18:43	
CCB 240-100432/12-A			18:44	
ZZZZZZ			18:46	
ZZZZZZ			18:49	
ZZZZZZ			18:50	
ZZZZZZ			18:53	
ZZZZZZ			18:55	
ZZZZZZ			18:57	
ZZZZZZ			18:59	
CCV 240-100432/11-A			19:02	

13-IN
ANALYSIS RUN LOG
METALS

Lab Name: TestAmerica Canton Job No.: 240-28372-1

SDG No.:

Instrument ID: H1 Method: 7471B

Start Date: 09/06/2013 07:53 End Date: 09/06/2013 19:04

Lab Sample ID	D / F	Type	Time	Analytes																				
				Hg																				
CCB 240-100432/12-A			19:04																					

Prep Types

T = Total/NA

9-IN
DETECTION LIMITS
METALS

Lab Name: TestAmerica Canton Job Number: 240-28372-1

SDG Number:

Matrix: Solid Instrument ID: I9

Method: 6010C MDL Date: 03/01/2011 14:59

Prep Method: 3050B

Analyte	Wavelength/ Mass	RL (mg/Kg)	MDL (mg/Kg)
Antimony	206.838	2	0.39
Arsenic	189.042	1.5	0.3
Barium	493.409	20	0.071
Beryllium	313.042	0.5	0.043
Cadmium	226.502	0.5	0.036
Chromium	267.716	1	0.2
Cobalt	228.616	1	0.16
Copper	324.753	2.5	0.74
Lead	220.353	1	0.19
Molybdenum	202.030	4	0.27
Nickel	231.604	4	0.27
Selenium	196.026	2	0.45
Silver	328.068	1	0.1
Thallium	190.864	2	0.55
Vanadium	292.402	1	0.12
Zinc	213.856	5	1

9-IN
DETECTION LIMITS
METALS

Lab Name: TestAmerica Canton Job Number: 240-28372-1

SDG Number:

Matrix: Solid Instrument ID: H1

Method: 7471B MDL Date: 02/16/2010 09:48

Prep Method: 7471B

Analyte	Wavelength/ Mass	RL (mg/Kg)	MDL (mg/Kg)
Mercury	253.7	0.1	0.015

9-IN
DETECTION LIMITS
METALS

Lab Name: TestAmerica Canton Job Number: 240-28372-1

SDG Number:

Matrix: Solid Instrument ID: H4

Method: 7471B MDL Date: 02/16/2010 09:48

Prep Method: 7471B

Analyte	Wavelength/ Mass	RL (mg/Kg)	MDL (mg/Kg)
Mercury	253.7	0.1	0.015

12-IN
PREPARATION LOG
METALS

Lab Name: TestAmerica Canton Job No.: 240-28372-1

SDG No.:

Prep Method: 3050B

Lab Sample ID	Preparation Date	Prep Batch	Initial Weight (g)	Initial Volume	Final Volume (mL)
MB 240-99525/1-A	08/29/2013 10:35	99525	1.00		100
LCS 240-99525/2-A	08/29/2013 10:35	99525	1.00		100
240-28372-1	08/29/2013 10:35	99525	1.16		100
240-28372-1 DU	08/29/2013 10:35	99525	1.16		100
240-28372-1 MS	08/29/2013 10:35	99525	1.16		100
240-28372-2	08/29/2013 10:35	99525	1.47		100
240-28372-3	08/29/2013 10:35	99525	1.08		100
240-28372-4	08/29/2013 10:35	99525	1.10		100
240-28372-5	08/29/2013 10:35	99525	1.23		100
240-28372-6	08/29/2013 10:35	99525	1.29		100

12-IN
PREPARATION LOG
METALS

Lab Name: TestAmerica Canton Job No.: 240-28372-1

SDG No.:

Prep Method: 7471B

Lab Sample ID	Preparation Date	Prep Batch	Initial Weight (g)	Initial Volume	Final Volume (mL)
MB 240-99544/1-A	08/29/2013 14:55	99544	0.60		100
LCS 240-99544/2-A	08/29/2013 14:55	99544	0.60		100
240-28372-1	08/29/2013 14:55	99544	0.69		100
240-28372-1 DU	08/29/2013 14:55	99544	0.69		100
240-28372-1 MS	08/29/2013 14:55	99544	0.69		100
240-28372-2	08/29/2013 14:55	99544	0.65		100
240-28372-3	08/29/2013 14:55	99544	0.68		100
240-28372-4	08/29/2013 14:55	99544	0.62		100
240-28372-5	08/29/2013 14:55	99544	0.63		100
240-28372-6	08/29/2013 14:55	99544	0.59		100

12-IN
PREPARATION LOG
METALS

Lab Name: TestAmerica Canton Job No.: 240-28372-1

SDG No.:

Prep Method: 7471B

Lab Sample ID	Preparation Date	Prep Batch	Initial Weight (g)	Initial Volume	Final Volume (mL)
MB 240-100404/1-A	09/06/2013 11:30	100404	0.60		100
LCS 240-100404/2-A	09/06/2013 11:30	100404	0.60		100
240-28372-1	09/06/2013 11:30	100404	0.56		100
240-28372-1 MS	09/06/2013 11:30	100404	0.56		100
240-28372-1 DU	09/06/2013 11:30	100404	0.56		100

2A-IN
CALIBRATION VERIFICATIONS
METALS

Lab Name: TestAmerica Canton Job No.: 240-28372-1

SDG No.:

ICV Source: MT6500ICV_00012 Concentration Units: ug/L

CCV Source: MTICPCCV_00006

Analyte	ICV 240-100170/4 09/04/2013 14:19				CCV 240-100170/18 09/04/2013 15:16				CCV 240-100170/30 09/04/2013 16:08			
	Found	C	True	%R	Found	C	True	%R	Found	C	True	%R
Antimony	396		375	105	531		500	106	525		500	105
Arsenic	396		375	106	535		500	107	532		500	106
Barium	1500		1500	100	1990		2000	100	1990		2000	99
Beryllium	1540		1500	102	2050		2000	102	2040		2000	102
Cadmium	391		375	104	530		500	106	525		500	105
Chromium	1500		1500	100	1990		2000	99	1990		2000	99
Cobalt	1540		1500	103	2140		2000	107	2120		2000	106
Copper	1490		1500	100	1980		2000	99	1980		2000	99
Lead	382		375	102	511		500	102	509		500	102
Molybdenum	1570		1500	104	2120		2000	106	2110		2000	105
Nickel	1570		1500	104	2130		2000	107	2120		2000	106
Selenium	388		375	104	529		500	106	522		500	104
Silver	763		750	102	1000		1000	100	997		1000	100
Thallium	775		750	103	1060		1000	106	1050		1000	105
Vanadium	1530		1500	102	2040		2000	102	2050		2000	102
Zinc	1580		1500	105	2170		2000	109	2160		2000	108

Note! Calculations are performed before rounding to avoid round-off errors in calculated results.
Italicized analytes were not requested for this sequence.

2A-IN
CALIBRATION VERIFICATIONS
METALS

Lab Name: TestAmerica Canton Job No.: 240-28372-1

SDG No.:

ICV Source: MT6500ICV_00012 Concentration Units: ug/L

CCV Source: MTICPCCV_00006

Analyte	CCV 240-100170/42 09/04/2013 16:55				CCV 240-100170/128 09/05/2013 08:47				CCV 240-100170/132 09/05/2013 09:07			
	Found	C	True	%R	Found	C	True	%R	Found	C	True	%R
Antimony	527		500	105	509		500	102	512		500	102
Arsenic	537		500	107	514		500	103	513		500	103
Barium	1970		2000	99	1910		2000	95	1930		2000	96
Beryllium	2020		2000	101	1990		2000	99	1980		2000	99
Cadmium	529		500	106	505		500	101	506		500	101
Chromium	2000		2000	100	1890		2000	94	1900		2000	95
Cobalt	2140		2000	107	2070		2000	103	2060		2000	103
Copper	1980		2000	99	1870		2000	94	1890		2000	94
Lead	514		500	103	501		500	100	500		500	100
Molybdenum	2140		2000	107	2030		2000	102	2040		2000	102
Nickel	2130		2000	107	2070		2000	103	2060		2000	103
Selenium	525		500	105	501		500	100	499		500	100
Silver	1000		1000	100	947		1000	95	955		1000	96
Thallium	1060		1000	106	1020		1000	102	1020		1000	102
Vanadium	2040		2000	102	1960		2000	98	1970		2000	99
Zinc	2170		2000	109	2120		2000	106	2100		2000	105

Note! Calculations are performed before rounding to avoid round-off errors in calculated results.
Italicized analytes were not requested for this sequence.

2A-IN
CALIBRATION VERIFICATIONS
METALS

Lab Name: TestAmerica Canton Job No.: 240-28372-1

SDG No.:

ICV Source: MTHgStd_00009 Concentration Units: ug/L

CCV Source: MTHGCALW_00454

Analyte	ICV 240-99995/8-A 09/04/2013 09:59				CCV 240-99995/11-A 09/04/2013 11:04				CCV 240-99995/11-A 09/04/2013 11:14			
	Found	C	True	%R	Found	C	True	%R	Found	C	True	%R
Mercury	5.47		5.00	109	10.9		10.0	109	10.9		10.0	109

Note! Calculations are performed before rounding to avoid round-off errors in calculated results.
Italicized analytes were not requested for this sequence.

2A-IN
CALIBRATION VERIFICATIONS
METALS

Lab Name: TestAmerica Canton Job No.: 240-28372-1

SDG No.:

ICV Source: MTHgStd_00009 Concentration Units: ug/L

CCV Source: MTHGCALW_00454

Analyte	CCV 240-99995/11-A 09/04/2013 11:42											
	Found	C	True	%R	Found	C	True	%R	Found	C	True	%R
Mercury	10.9		10.0	109								

Note! Calculations are performed before rounding to avoid round-off errors in calculated results.
Italicized analytes were not requested for this sequence.

2A-IN
CALIBRATION VERIFICATIONS
METALS

Lab Name: TestAmerica Canton Job No.: 240-28372-1

SDG No.:

ICV Source: MTHgStd_00009 Concentration Units: ug/L

CCV Source: MTHGCALW_00456

Analyte	ICV 240-100432/8-A 09/06/2013 08:18				CCV 240-100432/11-A 09/06/2013 17:41				CCV 240-100432/11-A 09/06/2013 18:02			
	Found	C	True	%R	Found	C	True	%R	Found	C	True	%R
Mercury	5.39		5.00	108	11.5		10.0	115	11.5		10.0	115

Note! Calculations are performed before rounding to avoid round-off errors in calculated results.
Italicized analytes were not requested for this sequence.

2B-IN
CRQL CHECK STANDARD
METALS

Lab Name: TestAmerica Canton Job No.: 240-28372-1

SDG No.:

Method: 6010C Instrument ID: I9

Lab Sample ID: CRI 240-100170/20 Concentration Units: ug/L

CRQL Check Standard Source: MTTRCRIC_00016

Analyte	CRQL Check Standard				
	True	Found	Qualifiers	%R(1)	Limits
Antimony	20.0	22.5		113	70-130
Arsenic	15.0	14.5	J	97	70-130
Barium	200	195	J	98	70-130
Beryllium	5.00	4.85	J	97	70-130
Cadmium	5.00	5.21		104	70-130
Chromium	10.0	10.0		100	70-130
Cobalt	10.0	10.5		105	70-130
Copper	20.0	21.3	J	107	70-130
Lead	10.0	10.1		101	70-130
Molybdenum	40.0	41.0		102	70-130
Nickel	40.0	41.4		103	70-130
Selenium	20.0	20.3		101	70-130
Silver	10.0	10.1		101	70-130
Thallium	20.0	21.0		105	70-130
Vanadium	10.0	9.85	J	98	70-130
Zinc	50.0	51.0		102	70-130

Lab Sample ID: CRI 240-100170/134 Concentration Units: ug/L

CRQL Check Standard Source: MTTRCRIC_00016

Analyte	CRQL Check Standard				
	True	Found	Qualifiers	%R(1)	Limits
Antimony	20.0	22.8		114	70-130
Arsenic	15.0	15.1		101	70-130
Barium	200	189	J	95	70-130
Beryllium	5.00	4.75	J	95	70-130
Cadmium	5.00	4.85	J	97	70-130
Chromium	10.0	9.50	J	95	70-130
Cobalt	10.0	10.1		101	70-130
Copper	20.0	20.0	J	100	70-130
Lead	10.0	10.0		100	70-130
Molybdenum	40.0	40.0		100	70-130
Nickel	40.0	39.8	J	100	70-130
Selenium	20.0	21.1		105	70-130
Silver	10.0	9.79	J	98	70-130
Thallium	20.0	20.4		102	70-130

Note! Calculations are performed before rounding to avoid round-off errors in calculated results.

FORM IIB-IN

2B-IN
CRQL CHECK STANDARD
METALS

Lab Name: TestAmerica Canton Job No.: 240-28372-1

SDG No.:

Method: 6010C Instrument ID: I9

Lab Sample ID: CRI 240-100170/134 Concentration Units: ug/L

CRQL Check Standard Source: MTTRCRIC_00016

Analyte	CRQL Check Standard				
	True	Found	Qualifiers	%R(1)	Limits
Vanadium	10.0	10.6		106	70-130
Zinc	50.0	50.1		100	70-130

Note! Calculations are performed before rounding to avoid round-off errors in calculated results.

FORM IIB-IN

2B-IN
CRQL CHECK STANDARD
METALS

Lab Name: TestAmerica Canton Job No.: 240-28372-1

SDG No.:

Method: 7471B Instrument ID: H1

Lab Sample ID: CRA 240-100432/10-A Concentration Units: ug/L

CRQL Check Standard Source: MTHGCALW_00456

Analyte	CRQL Check Standard				
	True	Found	Qualifiers	%R(1)	Limits
Mercury	0.200	0.146	J	73	50-150

Note! Calculations are performed before rounding to avoid round-off errors in calculated results.

FORM IIB-IN

2B-IN
CRQL CHECK STANDARD
METALS

Lab Name: TestAmerica Canton Job No.: 240-28372-1

SDG No.:

Method: 7471B Instrument ID: H4

Lab Sample ID: CRA 240-99995/10-A Concentration Units: ug/L

CRQL Check Standard Source: MTHGCALW_00454

Analyte	CRQL Check Standard				
	True	Found	Qualifiers	%R(1)	Limits
Mercury	0.200	0.140	J	70	50-150

Note! Calculations are performed before rounding to avoid round-off errors in calculated results.

FORM IIB-IN

3-IN
INSTRUMENT BLANKS
METALS

Lab Name: TestAmerica Canton Job No.: 240-28372-1

SDG No.:

Concentration Units: ug/L

Analyte	RL	ICB 240-100170/5 09/04/2013 14:23		CCB 240-100170/19 09/04/2013 15:20		CCB 240-100170/31 09/04/2013 16:11		CCB 240-100170/43 09/04/2013 16:58	
		Found	C	Found	C	Found	C	Found	C
Antimony	20	4.24	J	20	U	2.32	J	2.42	J
Arsenic	15	15	U	15	U	15	U	15	U
Barium	200	200	U	200	U	200	U	200	U
Beryllium	5.0	5.0	U	5.0	U	5.0	U	5.0	U
Cadmium	5.0	5.0	U	5.0	U	5.0	U	5.0	U
Chromium	10	10	U	10	U	10	U	10	U
Cobalt	10	10	U	10	U	10	U	10	U
Copper	25	25	U	25	U	25	U	25	U
Lead	10	10	U	10	U	10	U	10	U
Molybdenum	40	1.36	J	40	U	40	U	40	U
Nickel	40	40	U	40	U	40	U	40	U
Selenium	20	20	U	20	U	20	U	20	U
Silver	10	10	U	10	U	10	U	10	U
Thallium	20	20	U	20	U	20	U	20	U
Vanadium	10	10	U	1.04	J	0.673	J	10	U
Zinc	50	50	U	50	U	50	U	50	U

Italicized analytes were not requested for this sequence.

3-IN
INSTRUMENT BLANKS
METALS

Lab Name: TestAmerica Canton Job No.: 240-28372-1

SDG No.:

Concentration Units: ug/L

Analyte	RL	CCB 240-100170/129 09/05/2013 08:51		CCB 240-100170/133 09/05/2013 09:11					
		Found	C	Found	C	Found	C	Found	C
Antimony	20	2.55	J	20	U				
Arsenic	15	15	U	15	U				
Barium	200	200	U	200	U				
Beryllium	5.0	5.0	U	5.0	U				
Cadmium	5.0	5.0	U	5.0	U				
Chromium	10	10	U	10	U				
Cobalt	10	10	U	10	U				
Copper	25	25	U	25	U				
Lead	10	10	U	10	U				
Molybdenum	40	1.48	J	40	U				
Nickel	40	40	U	40	U				
Selenium	20	20	U	20	U				
Silver	10	10	U	10	U				
Thallium	20	20	U	20	U				
Vanadium	10	10	U	10	U				
Zinc	50	50	U	50	U				

Italicized analytes were not requested for this sequence.

3-IN
INSTRUMENT BLANKS
METALS

Lab Name: TestAmerica Canton Job No.: 240-28372-1

SDG No.:

Concentration Units: ug/L

Analyte	RL	ICB 240-99995/9-A 09/04/2013 10:01		CCB 240-99995/12-A 09/04/2013 11:06		CCB 240-99995/12-A 09/04/2013 11:16		CCB 240-99995/12-A 09/04/2013 11:45	
		Found	C	Found	C	Found	C	Found	C
Mercury	0.60	0.60	U	0.60	U	0.60	U	0.60	U

Italicized analytes were not requested for this sequence.

3-IN
INSTRUMENT BLANKS
METALS

Lab Name: TestAmerica Canton Job No.: 240-28372-1

SDG No.:

Concentration Units: ug/L

Analyte	RL	ICB 240-100432/9-A 09/06/2013 08:19		CCB 240-100432/12-A 09/06/2013 17:43		CCB 240-100432/12-A 09/06/2013 18:03			
		Found	C	Found	C	Found	C	Found	C
Mercury	0.60	0.60	U	0.60	U	0.60	U		

Italicized analytes were not requested for this sequence.

3-IN
METHOD BLANK
METALS

Lab Name: TestAmerica Canton Job No.: 240-28372-1

SDG No.:

Concentration Units: mg/Kg Lab Sample ID: MB 240-99525/1-A

Instrument Code: I9 Batch No.: 100170

CAS No.	Analyte	Concentration	C	Q	Method
7440-36-0	Antimony	2.0	U		6010C
7440-38-2	Arsenic	1.5	U		6010C
7440-39-3	Barium	0.0880	J		6010C
7440-41-7	Beryllium	0.50	U		6010C
7440-43-9	Cadmium	0.50	U		6010C
7440-47-3	Chromium	1.0	U		6010C
7440-48-4	Cobalt	1.0	U		6010C
7440-50-8	Copper	2.5	U		6010C
7439-92-1	Lead	1.0	U		6010C
7439-98-7	Molybdenum	4.0	U		6010C
7440-02-0	Nickel	4.0	U		6010C
7782-49-2	Selenium	2.0	U		6010C
7440-22-4	Silver	1.0	U		6010C
7440-28-0	Thallium	2.0	U		6010C
7440-62-2	Vanadium	1.0	U		6010C
7440-66-6	Zinc	1.20	J		6010C

3-IN
METHOD BLANK
METALS

Lab Name: TestAmerica Canton Job No.: 240-28372-1

SDG No.:

Concentration Units: mg/Kg Lab Sample ID: MB 240-99544/1-A

Instrument Code: H4 Batch No.: 100138

CAS No.	Analyte	Concentration	C	Q	Method
7439-97-6	Mercury	0.10	U		7471B

FORM III-IN

3-IN
METHOD BLANK
METALS

Lab Name: TestAmerica Canton Job No.: 240-28372-1

SDG No.:

Concentration Units: mg/Kg Lab Sample ID: MB 240-100404/1-A

Instrument Code: H1 Batch No.: 100425

CAS No.	Analyte	Concentration	C	Q	Method
7439-97-6	Mercury	0.10	U		7471B

FORM III-IN

4A-IN
INTERFERENCE CHECK STANDARD
METALS

Lab Name: TestAmerica Canton Job No.: 240-28372-1

SDG No.:

Lab Sample ID: ICSA 240-100170/8 Instrument ID: I9

Lab File ID: I9090413A.asc ICS Source: MTTRICSAW_00019

Concentration Units: ug/L

Analyte	True Solution A	Found Solution A	Percent Recovery
Antimony		**0.909**	
Arsenic		**-1.79**	
Barium		**0.234**	
Beryllium		**-0.308**	
Cadmium		**0.320**	
Chromium		**3.15**	
Cobalt		**-0.687**	
Copper		**0.911**	
Lead		**-0.824**	
Molybdenum		**-3.49**	
Nickel		**3.24**	
Selenium		**-1.85**	
Silver		**0.0780**	
Thallium		**3.77**	
Vanadium		**0.306**	
Zinc		**10.0**	
Aluminum	*500000*	*508790*	*102*
Boron		*-0.564*	
Calcium	*500000*	*478490*	*96*
Iron	*200000*	*191120*	*96*
Lithium		*-29.4*	
Magnesium	*500000*	*509950*	*102*
Manganese		*2.60*	
Potassium		*182*	
Silicon		*0.862*	
Sodium		*214*	
Strontium		*10.9*	
Tin		*2.66*	
Titanium		*0.0260*	

Calculations are performed before rounding to avoid round-off errors in calculated results.

FORM IVA-IN

5A-IN
MATRIX SPIKE SAMPLE RECOVERY
METALS

Client ID: DR-SB-200-04-06 MS
Lab ID: 240-28372-1 MS
Lab Name: TestAmerica Canton
Job No.: 240-28372-1
SDG No.:
Matrix: Solid
Concentration Units: mg/Kg
% Solids: 76.8

Analyte	SSR	C	Sample Result (SR)	C	Spike Added (SA)	%R	Control Limit %R	Q	Method
Antimony	26.8		0.64	J	56.1	47	75-125	F	6010C
Arsenic	209		3.7		225	91	75-125		6010C
Barium	242		36		225	92	75-125		6010C
Beryllium	5.31		0.32	J	5.61	89	75-125		6010C
Cadmium	5.57		0.47	J	5.61	91	75-125		6010C
Chromium	36.9		21		22.5	73	75-125	F	6010C
Cobalt	68.3		13		56.1	99	75-125		6010C
Copper	42.7		22		28.1	73	75-125	F	6010C
Lead	107		45		56.1	111	75-125		6010C
Molybdenum	101		0.33	J	112	89	75-125		6010C
Nickel	70.7		9.4		56.1	109	75-125		6010C
Selenium	200		2.2	U	225	89	75-125		6010C
Silver	5.89		1.4		5.61	80	75-125		6010C
Thallium	213		2.2	U	225	95	75-125		6010C
Vanadium	73.7		30		56.1	77	75-125		6010C
Zinc	118		61		56.1	102	75-125		6010C
Mercury	0.700		1.2		0.189	-259	80-120		7471B
Mercury	0.499		0.25		0.233	106	80-120		7471B

SSR = Spiked Sample Result

Calculations are performed before rounding to avoid round-off errors in calculated results.
Note - Results and Reporting Limits have been adjusted for dry weight.

FORM VA - IN

5B-IN
POST DIGESTION SPIKE SAMPLE RECOVERY
METALS

Client ID: DR-SB-200-04-06 PDS
Lab ID: 240-28372-1 PDS
Lab Name: TestAmerica Canton
Job No.: 240-28372-1
SDG No.:
Matrix: Solid
Concentration Units: mg/Kg

Analyte	SSR	C	Sample Result (SR)	C	Spike Added (SA)	%R	Control Limit %R	Q	Method
Antimony	16.8		0.64	J	16.8	96	80-120		6010C
Chromium	39.8		21		22.5	85	80-120		6010C
Copper	66.1		22		50.5	87	80-120		6010C

SSR = Spiked Sample Result

Calculations are performed before rounding to avoid round-off errors in calculated results.
Note - Results and Reporting Limits have been adjusted for dry weight.

FORM VB - IN

6-IN
DUPLICATES
METALS

Client ID: DR-SB-200-04-06 DU | Lab ID: 240-28372-1 DU

Lab Name: TestAmerica Canton | Job No.: 240-28372-1

SDG No.:

% Solids for Sample: 76.8 | % Solids for Duplicate: 76.8

Matrix: Solid | Concentration Units: mg/Kg

Analyte	Control Limit	Sample (S)	C	Duplicate (D)	C	RPD	Q	Method
Antimony	2.2	0.64	J	2.2	U	NC		6010C
Arsenic	1.7	3.7		3.86		4		6010C
Barium	22	36		27.6		27		6010C
Beryllium	0.56	0.32	J	0.254	J	24		6010C
Cadmium	0.56	0.47	J	0.287	J	48		6010C
Chromium	1.1	21		16.1		24	F	6010C
Cobalt	1.1	13		8.14		46	F	6010C
Copper	2.8	22		13.4		50	F	6010C
Lead	1.1	45		37.6		18		6010C
Molybdenum	4.5	0.33	J	4.5	U	NC		6010C
Nickel	4.5	9.4		6.92		31		6010C
Selenium	2.2	2.2	U	2.2	U	NC		6010C
Silver	1.1	1.4		0.642	J	73		6010C
Thallium	2.2	2.2	U	2.2	U	NC		6010C
Vanadium	1.1	30		21.4		34	F	6010C
Zinc	5.6	61		37.9		46	F	6010C
Mercury	0.11	1.2		0.652		58		7471B
Mercury	0.14	0.25		0.105	J	83	F	7471B

OK

Calculations are performed before rounding to avoid round-off errors in calculated results.

FORM VI-IN

4A-IN
INTERFERENCE CHECK STANDARD
METALS

Lab Name: TestAmerica Canton Job No.: 240-28372-1

SDG No.:

Lab Sample ID: ICSAB 240-100170/9 Instrument ID: I9

Lab File ID: I9090413A.asc ICS Source: MTICPICSABW_00001

Concentration Units: ug/L

Analyte	True Solution AB	Found Solution AB	Percent Recovery
Antimony	**1000**	**1046**	**105**
Arsenic	**1000**	**1063**	**106**
Barium	**500**	**502**	**100**
Beryllium	**500**	**498**	**100**
Cadmium	**1000**	**1077**	**108**
Chromium	**500**	**492**	**98**
Cobalt	**500**	**522**	**104**
Copper	**500**	**528**	**106**
Lead	**1000**	**941**	**94**
Molybdenum	**1000**	**1008**	**101**
Nickel	**1000**	**1038**	**104**
Selenium	**1000**	**1041**	**104**
Silver	**1000**	**1089**	**109**
Thallium	**1000**	**1002**	**100**
Vanadium	**500**	**493**	**99**
Zinc	**1000**	**1054**	**105**
Aluminum	*500000*	*516570*	*103*
Boron	*500*	*521*	*104*
Calcium	*500000*	*486480*	*97*
Iron	*200000*	*193200*	*97*
Lithium	*500*	*492*	*98*
Magnesium	*500000*	*516320*	*103*
Manganese	*500*	*497*	*99*
Potassium	*10000*	*10736*	*107*
Silicon	*10000*	*9986*	*100*
Sodium	*10000*	*10833*	*108*
Strontium	*1500*	*1465*	*98*
Tin	*500*	*530*	*106*
Titanium	*500*	*506*	*101*

Calculations are performed before rounding to avoid round-off errors in calculated results.

FORM IVA-IN

7A-IN
LAB CONTROL SAMPLE
METALS

Lab ID: LCS 240-99525/2-A

Lab Name: TestAmerica Canton Job No.: 240-28372-1

Sample Matrix: Solid LCS Source: MTICP1_00023

Analyte	Solid(mg/Kg)							
	True	Found	C	%R	Limits		Q	Method
Antimony	50.0	49.4		99	80	120		6010C
Arsenic	200	198		99	80	120		6010C
Barium	200	184		92	80	120		6010C
Beryllium	5.00	4.60		92	80	120		6010C
Cadmium	5.00	4.99		100	80	120		6010C
Chromium	20.0	18.4		92	80	120		6010C
Cobalt	50.0	48.0		96	80	120		6010C
Copper	25.0	23.1		92	80	120		6010C
Lead	50.0	47.7		95	80	120		6010C
Molybdenum	100	98.3		98	80	120		6010C
Nickel	50.0	48.6		97	80	120		6010C
Selenium	200	195		97	80	120		6010C
Silver	5.00	4.72		94	80	120		6010C
Thallium	200	195		97	80	120		6010C
Vanadium	50.0	46.5		93	80	120		6010C
Zinc	50.0	49.9		100	80	120		6010C

Calculations are performed before rounding to avoid round-off errors in calculated results.

FORM VIIA - IN

7A-IN
LAB CONTROL SAMPLE
METALS

Lab ID: LCS 240-99544/2-A

Lab Name: TestAmerica Canton Job No.: 240-28372-1

Sample Matrix: Solid LCS Source: MTHGCALW_00452

Analyte	Solid(mg/Kg)							
	True	Found	C	%R	Limits		Q	Method
Mercury	0.833	0.936		112	80	120		7471B

Calculations are performed before rounding to avoid round-off errors in calculated results.

FORM VIIA - IN

7A-IN
LAB CONTROL SAMPLE
METALS

Lab ID: LCS 240-100404/2-A

Lab Name: TestAmerica Canton Job No.: 240-28372-1

Sample Matrix: Solid LCS Source: MTHGCALW_00457

Analyte	Solid(mg/Kg)							
	True	Found	C	%R	Limits		Q	Method
Mercury	0.833	0.965		116	80	120		7471B

Calculations are performed before rounding to avoid round-off errors in calculated results.

FORM VIIA - IN

8-IN
ICP-AES AND ICP-MS SERIAL DILUTIONS
METALS

Lab ID: 240-28372-1

SDG No:

Lab Name: TestAmerica Canton Job No: 240-28372-1

Matrix: Solid Concentration Units: mg/Kg

Analyte	Initial Sample Result (I)	C	Serial Dilution Result (S)	C	% Difference	Q	Method
Antimony	0.64	J	11	U	NC		6010C
Arsenic	3.7		3.43	J	NC		6010C
Barium	36		38.3	J	5.9		6010C
Beryllium	0.32	J	0.294	J	NC		6010C
Cadmium	0.47	J	0.497	J	NC		6010C
Chromium	21		22.1		7.3		6010C
Cobalt	13		13.1		1.0		6010C
Copper	22		23.8		NC		6010C
Lead	45		47.7		6.4		6010C
Molybdenum	0.33	J	22	U	NC		6010C
Nickel	9.4		9.40	J	NC		6010C
Selenium	2.2	U	11	U	NC		6010C
Silver	1.4		1.30	J	NC		6010C
Thallium	2.2	U	11	U	NC		6010C
Vanadium	30		31.9		5.5		6010C
Zinc	61		66.5		9.5		6010C

Calculations are performed before rounding to avoid round-off errors in calculated results.

FORM VIII-IN

11-IN
LINEAR RANGES
METALS

Lab Name: TestAmerica Canton Job No: 240-28372-1

SDG No.:

Instrument ID: I9 Date: 04/04/2013 11:44

Analyte	Integ. Time (Sec.)	Concentration (ug/L)	Method
Antimony		10000	6010C
Arsenic		5000	6010C
Barium		25000	6010C
Beryllium		4000	6010C
Cadmium		2000	6010C
Chromium		20000	6010C
Cobalt		10000	6010C
Copper		30000	6010C
Lead		15000	6010C
Molybdenum		10000	6010C
Nickel		30000	6010C
Selenium		10000	6010C
Silver		2000	6010C
Thallium		10000	6010C
Vanadium		5000	6010C
Zinc		10000	6010C

11-IN
LINEAR RANGES
METALS

Lab Name: TestAmerica Canton Job No: 240-28372-1

SDG No.:

Instrument ID: H1 Date: 04/01/2011 10:45

Analyte	Integ. Time (Sec.)	Concentration (ppb)	Method
Mercury		50	7471B

FORM XI - IN

11-IN
LINEAR RANGES
METALS

Lab Name: TestAmerica Canton Job No: 240-28372-1

SDG No.:

Instrument ID: H4 Date: 04/01/2011 10:45

Analyte	Integ. Time (Sec.)	Concentration (ppb)	Method
Mercury		50	7471B

FORM XI - IN

11-IN
LINEAR RANGES
METALS

Lab Name: TestAmerica Canton Job No: 240-28372-1

SDG No.:

Instrument ID: H4 Date: 04/01/2011 10:50

Analyte	Integ. Time (Sec.)	Concentration (ppb)	Method
Mercury		50	7471B

FORM XI - IN

DR-SB-200-04-06 0.1g

$(33.125\,ug)\left(\frac{100ml}{1.16g}\right)\left(\frac{1mg}{1000ug}\right)\left(\frac{1000g}{1kg}\right)\left(\frac{1}{.768}\right) = 3.718$

Sample Name: 240-28372-f-1-a Acquired: 9/4/2013 15:40:31 Type: Unk

Method: Standard Method + IEC Checks(v235) Mode: CONC Corr. Factor: 1.000000 mg/kg

User: Roger Method: 6010B/6010C Method: 200.7 :

Comment:

arsenic rep result 3.7mg/kg

Elem	Ag3280	Al3082	As1890	B_1826	Ba4554	Be3130	Ca3179
IS Ref	(Y_3600)	(Y_3710)	(Y_2243)	(Y_2243)	(Y_3710)	(Y_3710)	(Y_3710)
Units	ppb	ppb	ppb	ppb	ppb	ppb	ppb
Avg	12.342	36385.	33.125	3.1766	322.14	2.8792	4187.7
Stddev	.233	85.	1.014	.1267	.26	.0460	2.8
%RSD	1.8857	.23329	3.0607	3.9894	.08046	1.5967	.06639
Check ?	Chk Pass	Chk Pass	Chk Pass	Chk Pass	Chk Pass	Chk Pass	Chk Pass
High Limit							
Low Limit							

Elem	Cd2288	Co2286	Cr2677	Cu3273	Fe2599	K_7664	Li6707
IS Ref	(Y_2243)	(In2306)	(Y_3600)	(Y_3600)	(Y_3710)	(Y_3710)	(Y_3710)
Units	ppb	ppb	ppb	ppb	ppb	ppb	ppb
Avg	4.160	115.37	183.20	197.93	128850.	1698.7	20.939
Stddev	.171	2.25	.07	.51	154.	10.8	.669
%RSD	4.102	1.9538	.03733	.25629	.11977	.63653	3.1935
Check ?	Chk Pass	Chk Pass	Chk Pass	Chk Pass	Chk Pass	Chk Pass	Chk Pass
High Limit							
Low Limit							

Elem	Mg2790	Mn2576	Mo2020	Na5895	Ni2316	Pb2203	Sb2175
IS Ref	(Y_3710)	(Y_3600)	(Y_2243)	(Y_3710)	(In2306)	(Y_2243)	(Y_2243)
Units	ppb	ppb	ppb	ppb	ppb	ppb	ppb
Avg	2443.0	274.70	2.9759	169.04	83.995	399.25	5.679
Stddev	13.3	.19	.1673	6.90	1.775	4.47	1.231
%RSD	.54489	.06912	5.6230	4.0835	2.1136	1.1195	21.67
Check ?	Chk Pass	Chk Pass	Chk Pass	Chk Pass	Chk Pass	Chk Pass	Chk Pass
High Limit							
Low Limit							

COVER PAGE
GENERAL CHEMISTRY

Lab Name: TestAmerica Canton Job Number: 240-28372-1

SDG No.:

Project: Taxiway Tango

Client Sample ID	Lab Sample ID
DR-SB-200-04-06	240-28372-1
DR-SB-200-10-12	240-28372-2
DR-SB-201-02-04	240-28372-3
DR-SB-201-08-10	240-28372-4
DR-SB-203-02-04	240-28372-5
DR-SB-203-10-12	240-28372-6

Comments:

13-IN
ANALYSIS RUN LOG
GENERAL CHEMISTRY

Lab Name: TestAmerica Canton Job No.: 240-28372-1

SDG No.:

Instrument ID: ERNIE-CR Method: 7196A

Start Date: 09/04/2013 00:00 End Date: 09/04/2013 16:57

Lab Sample ID	D / F	Type	Time	Analytes: Cr6
ICV 240-99886/7-A	1		00:00	X
ICB 240-99886/8-A	1		00:00	X
MB 240-99886/9-A	1	T	00:00	X
LCSS 240-99886/10-A	1	T	00:00	X
LCSI 240-99886/11-A	1	T	00:00	X
CCB 240-99886/13-A	1		00:00	X
CCV 240-99886/12-A	1		15:02	X
ZZZZZZ			15:08	
CCV 240-99886/12-A			15:11	
CCB 240-99886/13-A			15:12	
ZZZZZZ			15:16	
CCV 240-99886/12-A			15:19	
CCB 240-99886/13-A			15:19	
ZZZZZZ			15:36	
CCV 240-99886/12-A			15:37	
CCB 240-99886/13-A			15:37	
ZZZZZZ			15:41	
CCV 240-99886/12-A			15:44	
CCB 240-99886/13-A			15:44	
ZZZZZZ			15:48	
CCV 240-99886/12-A	1		15:51	X
CCB 240-99886/13-A	1		15:51	X
240-28372-2	1	T	16:14	X
CCV 240-99886/12-A	1		16:15	X
CCB 240-99886/13-A	1		16:15	X
240-28372-3	1	T	16:19	X
240-28372-4	1	T	16:20	X
CCV 240-99886/12-A	1		16:21	X
CCB 240-99886/13-A	1		16:22	X
240-28372-6	1	T	16:26	X
CCV 240-99886/12-A	1		16:27	X
CCB 240-99886/13-A	1		16:27	X
ZZZZZZ			16:38	
ZZZZZZ			16:40	
CCV 240-99886/12-A			16:41	
CCB 240-99886/13-A			16:42	
ZZZZZZ			16:46	
CCV 240-99886/12-A	1		16:47	X
CCB 240-99886/13-A	1		16:48	X
ZZZZZZ			16:49	
ZZZZZZ			16:50	
ZZZZZZ			16:51	

13-IN
ANALYSIS RUN LOG
GENERAL CHEMISTRY

Lab Name: TestAmerica Canton Job No.: 240-28372-1

SDG No.:

Instrument ID: ERNIE-CR Method: 7196A

Start Date: 09/04/2013 00:00 End Date: 09/04/2013 16:57

Lab Sample ID	D / F	Type	Time	Analytes																				
				Cr6																				
ZZZZZZ			16:52																					
ZZZZZZ			16:53																					
240-28372-1	1	T	16:54	X																				
240-28372-5	1	T	16:55	X																				
ZZZZZZ			16:56																					
CCV 240-99886/12-A	1		16:57	X																				
CCB 240-99886/13-A	1		16:57	X																				

Prep Types

T = Total/NA

13-IN
ANALYSIS RUN LOG
GENERAL CHEMISTRY

Lab Name: TestAmerica Canton Job No.: 240-28372-1

SDG No.:

Instrument ID: NOEQUIP Method: Moisture

Start Date: 08/28/2013 12:31 End Date: 08/28/2013 18:21

Lab Sample ID	D / F	Type	Time	Analytes																				
				% Sol																				
ZZZZZZ			12:31

13-IN
ANALYSIS RUN LOG
GENERAL CHEMISTRY

Lab Name: TestAmerica Canton Job No.: 240-28372-1

SDG No.:

Instrument ID: NOEQUIP Method: Moisture

Start Date: 08/28/2013 12:31 End Date: 08/28/2013 18:21

Lab Sample ID	D / F	Type	Time	Analytes
				% Sol
ZZZZZZ			12:31	
ZZZZZZ			12:31	
ZZZZZZ			12:31

13-IN
ANALYSIS RUN LOG
GENERAL CHEMISTRY

Lab Name: TestAmerica Canton Job No.: 240-28372-1

SDG No.:

Instrument ID: NOEQUIP Method: Moisture

Start Date: 08/28/2013 12:31 End Date: 08/28/2013 18:21

Lab Sample ID	D / F	Type	Time	Analytes																					
				% Sol																					
ZZZZZZ			12:31																						
ZZZZZZ			12:31																						
ZZZZZZ			12:31																						
ZZZZZZ			12:31																						
ZZZZZZ			12:31																						
ZZZZZZ			12:31																						
ZZZZZZ			12:31																						
ZZZZZZ			12:31																						
ZZZZZZ			12:31																						
ZZZZZZ			12:31																						
ZZZZZZ			12:31																						
ZZZZZZ			12:31																						
ZZZZZZ			12:31																						
ZZZZZZ			12:31																						
ZZZZZZ			12:31																						
ZZZZZZ			12:31																						
240-28372-1 DU	1	T	15:00	X																					
240-28372-1	1	T	15:00	X																					
240-28372-2	1	T	15:00	X																					
240-28372-3	1	T	15:00	X																					
240-28372-4	1	T	15:00	X																					
240-28372-5	1	T	15:00	X																					
240-28372-6	1	T	15:00	X																					
ZZZZZZ			15:00																						
ZZZZZZ			15:00																						
ZZZZZZ			15:00																						
ZZZZZZ			15:00																						
ZZZZZZ			15:00																						
ZZZZZZ			15:00																						
ZZZZZZ			15:00																						
ZZZZZZ			15:00																						
ZZZZZZ			15:00																						
ZZZZZZ			15:00																						
ZZZZZZ			15:00																						
ZZZZZZ			15:00																						
ZZZZZZ			15:00																						
ZZZZZZ			15:00																						
ZZZZZZ			15:00																						
ZZZZZZ			15:00																						
ZZZZZZ			15:00																						
ZZZZZZ			15:00																						
ZZZZZZ			15:00																						
ZZZZZZ			15:00																						
ZZZZZZ			15:00																						
ZZZZZZ			15:00																						
ZZZZZZ			15:00																						
ZZZZZZ			15:00																						
ZZZZZZ			15:00																						

13-IN
ANALYSIS RUN LOG
GENERAL CHEMISTRY

Lab Name: TestAmerica Canton Job No.: 240-28372-1

SDG No.:

Instrument ID: NOEQUIP Method: Moisture

Start Date: 08/28/2013 12:31 End Date: 08/28/2013 18:21

Lab Sample ID	D / F	Type	Time	Analytes																				
				% Sol																				
ZZZZZZ			15:00

13-IN
ANALYSIS RUN LOG
GENERAL CHEMISTRY

Lab Name: TestAmerica Canton Job No.: 240-28372-1

SDG No.:

Instrument ID: NOEQUIP Method: Moisture

Start Date: 08/28/2013 12:31 End Date: 08/28/2013 18:21

Lab Sample ID	D / F	Type	Time	Analytes																				
				% Sol																				
ZZZZZZ			17:07

13-IN
ANALYSIS RUN LOG
GENERAL CHEMISTRY

Lab Name: TestAmerica Canton Job No.: 240-28372-1

SDG No.:

Instrument ID: NOEQUIP Method: Moisture

Start Date: 08/28/2013 12:31 End Date: 08/28/2013 18:21

Lab Sample ID	D / F	Type	Time	Analytes																				
				% Sol																				
ZZZZZZ			17:43																					
ZZZZZZ			17:43																					
ZZZZZZ			17:43																					
ZZZZZZ			17:43																					
ZZZZZZ			17:43																					
ZZZZZZ			17:43																					
ZZZZZZ			17:43																					
ZZZZZZ			17:43																					
ZZZZZZ			17:43																					
ZZZZZZ			17:43																					
ZZZZZZ			18:14																					
ZZZZZZ			18:14																					
ZZZZZZ			18:21																					
ZZZZZZ			18:21																					
ZZZZZZ			18:21																					
ZZZZZZ			18:21																					

Prep Types

T = Total/NA

9-IN
DETECTION LIMITS
GENERAL CHEMISTRY

Lab Name: TestAmerica Canton Job Number: 240-28372-1

SDG Number:

Matrix: Solid Instrument ID: ERNIE-CR

Method: 7196A MDL Date: 01/27/2010 16:56

Prep Method: 3060A

Analyte	Wavelength/ Mass	RL (mg/Kg)	MDL (mg/Kg)
Cr (VI)		0.8	0.27

9-IN
DETECTION LIMITS
GENERAL CHEMISTRY

Lab Name: TestAmerica Canton Job Number: 240-28372-1

SDG Number:

Matrix: Solid Instrument ID: NOEQUIP

Method: Moisture RL Date: 01/28/2010 09:24

Analyte	Wavelength/ Mass	RL (%)	
Percent Solids		0.1	

12-IN
PREPARATION LOG
GENERAL CHEMISTRY

Lab Name: TestAmerica Canton Job No.: 240-28372-1

SDG No.:

Prep Method: 3060A

Lab Sample ID	Preparation Date	Prep Batch	Initial Weight (g)	Initial Volume	Final Volume (mL)
MB 240-99886/9-A	09/03/2013 08:36	99886	2.5		100
LCSS 240-99886/10-A	09/03/2013 08:36	99886	2.5		100
LCSI 240-99886/11-A	09/03/2013 08:36	99886	2.5		100
240-28372-1	09/03/2013 08:36	99886	2.5		100
240-28372-2	09/03/2013 08:36	99886	2.5		100
240-28372-3	09/03/2013 08:36	99886	2.5		100
240-28372-4	09/03/2013 08:36	99886	2.5		100
240-28372-5	09/03/2013 08:36	99886	2.5		100
240-28372-6	09/03/2013 08:36	99886	2.5		100

2-IN
CALIBRATION QUALITY CONTROL
GENERAL CHEMISTRY

Lab Name: TestAmerica Canton Job No.: 240-28372-1

SDG No.:

Analyst: KMG Batch Start Date: 09/04/2013

Reporting Units: mg/Kg Analytical Batch No.: 100238

Sample Number	QC Type	Time	Analyte	Result	Spike Amount	(%) Recovery	Limits	Qual	Reagent
1	ICV	00:00	Cr (VI)	20.2	20.0	101	90-110		WCCHROME50PM2_00011
2	ICB	00:00	Cr (VI)	0.270				J	
7	CCB	00:00	Cr (VI)	0.270				J	
6	CCV	15:02	Cr (VI)	19.8	20.0	99	90-110		WCCHROME50PPM_00010
21	CCV	15:51	Cr (VI)	19.8	20.0	99	90-110		WCCHROME50PPM_00010
22	CCB	15:51	Cr (VI)	0.329				J	
24	CCV	16:15	Cr (VI)	19.6	20.0	98	90-110		WCCHROME50PPM_00010
25	CCB	16:15	Cr (VI)	0.270				J	
28	CCV	16:21	Cr (VI)	19.6	20.0	98	90-110		WCCHROME50PPM_00010
29	CCB	16:22	Cr (VI)	0.270				J	
31	CCV	16:27	Cr (VI)	19.5	20.0	97	90-110		WCCHROME50PPM_00010
32	CCB	16:27	Cr (VI)	0.270				J	
38	CCV	16:47	Cr (VI)	19.3	20.0	96	90-110		WCCHROME50PPM_00010
39	CCB	16:48	Cr (VI)	0.270				J	
48	CCV	16:57	Cr (VI)	19.3	20.0	96	90-110		WCCHROME50PPM_00010
49	CCB	16:57	Cr (VI)	0.270				J	

Note! Calculations are performed before rounding to avoid round-off errors in calculated results.

FORM II-IN

3-IN
METHOD BLANK
GENERAL CHEMISTRY

Lab Name: TestAmerica Canton Job No.: 240-28372-1

SDG No.:

Method	Lab Sample ID	Analyte	Result	Qual	Units	RL	Dil
Batch ID: 100238	Date: 09/04/2013 00:00		Prep Batch: 99886		Date: 09/03/2013 08:36		
7196A	MB 240-99886/9-A	Cr (VI)	0.270	J	mg/Kg	0.80	1

FORM III-IN

7A-IN
LAB CONTROL SAMPLE SOLUBLE
GENERAL CHEMISTRY

Lab Name: TestAmerica Canton Job No.: 240-28372-1

SDG No.:

Matrix: Solid

Method	Lab Sample ID	Analyte	Result	C	Unit	Spike Amount	Pct. Rec.	Limits	RPD	RPD Limit	Q
Batch ID: 100238	Date: 09/04/2013 00:00		Prep Batch: 99886			Date: 09/03/2013 08:36					
						LCS Source: WCCHROME50PM2_00011					
7196A	LCSS 240-99886/10-A	Cr (VI)	20.2		mg/Kg	20.0	101	90-110			
Batch ID: 100238	Date: 09/04/2013 00:00		Prep Batch: 99886			Date: 09/03/2013 08:36					
						LCS Source: WCPBCHROMATE_00004					
7196A	LCSI 240-99886/11-A	Cr (VI)	540		mg/Kg	643	84	75-125			

Calculations are performed before rounding to avoid round-off errors in calculated results.

FORM VIIA-IN

Tetra Tech **INTERNAL CORRESPONDENCE**

TO:	**A. McGIVNEY**	**DATE:**	**OCTOBER 22, 2013**
FROM:	**A. COGNETTI**	**COPIES:**	**DV FILE**

SUBJECT: **ORGANIC DATA VALIDATION- VOC/SVOC/GRO/DRO/PCB**
TAXIWAY TANGO
FULL REVIEW
SAMPLE DELIVERY GROUP (SDG) – 240-28436-1

SAMPLES: 21/Solid/VOC/SVOC/GRO/DRO/PCB

DR-SB-202-02-04	DR-SB-202-06-08	DR-SB-204-02-04
DR-SB-204-08-10	DR-SB-205-06-08	DR-SB-205-10-12
DR-SB-206-04-06	DR-SB-206-08-10	DR-SB-207-02-04
DR-SB-207-10-12	DR-SB-208-04-06	DR-SB-208-08-10
DR-SB-209-04-06	DR-SB-209-08-10	DR-SB-210-04-06
DR-SB-210-12-13	DR-SB-211-04-06	DR-SB-211-08-10
DR-SB-212-04-06	DR-SB-212-11-13	DR-SB-DUP01-0406

3/Aqueous/VOC

TB-082713	TB-082713-2	TB-082713-3

Overview

The sample set for Taxiway Tango, SDG 240-28436-1, consists of twenty-one (21) solid environmental samples and three (1) aqueous trip blanks analyzed for volatile organic compounds (VOCs). The twenty-one (21) solid environmental samples were also analyzed for semivolatile organic compounds (SVOCs), gasoline range organics (GRO), diesel range organics (DRO) and polychlorinated biphenyls (PCBs). There is one (1) field duplicate pairs included within this SDG: DR-SB-DUP01-0406 and DR-SB-210-04-06.

The samples were collected on August 27, 2013 and analyzed by Test America. VOC analyses followed SW-846 Method 8260B, SVOC Method 8270D, GRO and DRO Method 8015C and PCBs Method 8082A analytical and reporting protocols.

The findings offered in this report are based upon a general review of all available data. The data review was based on data completeness, holding times, MS tuning, initial and continuing calibration verification results, laboratory method blank results, laboratory control sample recoveries, matrix spike / matrix spike duplicate recoveries, internal standards, detection limits and analyte quantitation.

Areas of concern with respect to data quality are listed below.

Major Problems

- The relative response factors (RRFs) for tert-butyl alcohol and vinyl acetate were less than the 0.05 quality control limit in the initial calibration of instrument A3UX8 on September 4, 2013 and the continuing calibrations on September 5, 2013 @ 3:16 and September 6, 2013 @ 3:25. The nondetected tert-butyl alcohol and vinyl acetate results were qualified as rejected (UR) in the affected samples.

- The RRFs for tert-butyl alcohol and vinyl acetate were less than the 0.05 quality control limit in the initial calibration of instrument A3UX10 on July 2, 2013 and the continuing calibration on September 4, 2013 @ 12:23. The nondetected tert-butyl alcohol and vinyl acetate results were qualified as rejected in the affected sample TB-082713.

- The RRFs for tert-butyl alcohol and vinyl acetate were less than the 0.05 quality control limit in the initial calibration of instrument A3UX14 on September 4, 2013 and the continuing calibration on September 5, 2013 @ 12:43. The nondetected tert-butyl alcohol and vinyl acetate results were qualified as rejected (UR) in the affected samples.

- The RRFs for tert-butyl alcohol, 2-chloroethyl vinyl ether and vinyl acetate were less than the 0.05 quality control limit in the initial calibration of instrument A3UX16 on September 5, 2013 and the initial calibration verification on September 5, 2013 @ 15:53. The nondetected tert-butyl alcohol, 2-chloroethyl vinyl ether and vinyl acetate results were qualified as rejected (UR) in the affected samples.

Minor

- The continuing calibration percent differences (%Ds) for several VOC compounds were greater than the 20% quality control limit and less than 50% on September 5, 2013 @ 3:16 on instrument A3UX8. The compounds were dichlorodifluoromethane, trichlorofluoromethane, carbon disulfide, methylene chloride,1,1,1-trichloroethane, 1,1-dichloropropene, carbon tetrachloride, tetrachloroethene, 2-hexanone, n-propylbenzene, tert-butylbenzene and sec-butylbenzene. The detected carbon disulfide result in the affected sample DR-SB-202-02-04 was qualified as estimated (J). No action was taken on the nondetected results of the aforementioned compounds in the affected sample DR-SB-202-02-04.

- Contamination was detected in the VOC laboratory method blank associated with batch 240-100346/7 analyzed on September 6, 2013 @ 4:08 on instrument A3UX8.

Contaminant	Maximum Concentration (ug/kg)	Action Level (ug/kg)
1,2,3-trichlorobenzene	1.19	5.95
1,2,4-trichlorobenzene	0.537	2.685
Naphthalene	1.36	6.8

An action level of 5X the maximum concentration of contaminant was established in order to evaluate samples for blank contamination. Sample aliquot, percent solids and dilution factors were taken into account when applying the action level. The positive naphthalene results in the affected samples DR-SB-208-08-10, DR-SB-210-12-13 and DR-SB-211-04-06 were qualified as (B).

- The continuing calibration %D for carbon tetrachloride was greater than 50% on September 4, 2013 @ 12:23 on instrument A3UX10. The nondetected carbon tetrachloride result in the affected sample TB-082713 was qualified as estimated (UJ).

- The continuing calibration %Ds for several compounds were greater than the 20% quality control limit and less than 50% on September 4, 2013 @ 12:23 on instrument A3UX10 affecting sample TB-082713. The compounds were dichlorodifluormethane, bromomethane, chloroethane, acetone, tert-butyl alcohol, vinyl acetate, 2,2-dichloropropane, 1,1,1-trichloroethane, 1,2-dichloroethane, bromodichloromethane, trans-1,3-dichloropropene, dibromochloromethane, 1,1,1,2-

tetrachloroethane, bromoform and 1,2-dibromo-3-chloropropane. The detected acetone result was qualified as estimated (J) in the affected sample TB-082713. No action was taken on the nondetected results of the aforementioned compounds in the affected sample.

- Contamination was detected in the VOC laboratory method blank associated with batch 240-100252/6 analyzed on September 5, 2013 @ 13:48 on instrument A3UX14.

Contaminant	Maximum Concentration (ug/kg)	Action Level (ug/kg)
1,2,3-trichlorobenzene	0.504	2.52
1,2,4-trichlorobenzene	0.454	2.27
Naphthalene	0.709	3.55

An action level of 5X the maximum concentration of contaminant was established in order to evaluate samples for blank contamination. Sample aliquot, percent solids and dilution factors were taken into account when applying the action level. The positive naphthalene results in the affected samples were qualified as (B).

- Contamination was detected in the SVOC laboratory method blank associated with batch 240-100631/23 analyzed on September 12, 2013 on instrument A4HP7.

Contaminant	Maximum Concentration (ug/kg)	Action Level (ug/kg)
Bis(2-ethylhexyl)phthalate	25.4	254
di-n-butyl phthalate	59	590
Diethyl phthalate	43.8	438

An action level of 10X the maximum concentration of contaminant was established in order to evaluate samples for blank contamination. Sample aliquot, percent solids and dilution factors were taken into consideration when applying the action level. The detected bis(2-ethylhexyl)phthalate, di-n-butyl-phthalate and diethyl phthalate results less than the action level were qualified as (B).

- The laboratory control sample (LCS) percent recoveries (%Rs) of benzaldehyde was outside quality control limits in batches 240-100408/24 and 240-100631/24 affecting all samples. The LCS %R of benzaldehyde in batch 240-100631/24 was less than the lower quality control limit. The nondetected benzaldehyde results were qualified as biased low (UL) in the thirteen affected samples. The LCS %R of benzaldehyde was greater than the upper quality control limit in batch 240-100408. No action was taken on the nondetected benzaldehyde results in the affected eight samples.

- Field duplicate imprecision was noted in the field duplicate pair DR-SB-DUP01-0406 and DR-SB-210-04-6 in the VOC and SVOC fractions. The relative percent difference (RPD) for acetone in the VOC fraction exceeded the 50% quality control limit. The detected acetone results were qualified as estimated (J) in the field duplicate pair. In the SVOC fraction, several compounds had RPDs greater than the 50% quality control limit. The compounds were benzo(a)anthracene, benzo(a)pyrene, benzo(b)fluoranthene, benzo(g,h,i)perylene, benzo(k)fluoranthene, chrysene, fluoranthene, fluorene, indeno(1,2,3-cd)pyrene and pyrene. The detected results of the aforementioned compounds were qualified as estimated (J) in the field duplicate pair.

Notes

Contamination was detected in the VOC laboratory method blank associated with batch 240-99539/1 analyzed on September 5, 2013 @12:36 on instrument A3UX8 affecting sample DR-SB-202-02-04.

Contaminant	Maximum Concentration (ug/kg)
Methylene chloride	4.50

No action was taken on the nondetected methylene chloride result in the affected sample DR-SB-202-02-04.

Contamination was detected in the VOC laboratory method blank associated with batch 240-100218/1 analyzed on September 6, 2013 @ 11:41 on instrument A3UX8 affecting sample DR-SB-DUP01-0406.

Contaminant	Maximum Concentration (ug/kg)
Methylene chloride	6.67

No action was taken on the nondetected methylene chloride result in the affected sample DR-SB-DUP01-0406.

Contamination was detected in the VOC laboratory method blank associated with batch 240-100092/6 analyzed on September 4, 2013 @ 13:50 on instrument A3UX10 affecting sample TB-082713.

Contaminant	Maximum Concentration (ug/L)
Acetone	2.45

The affected sample TB-082713 contained 1.3 ug/L of acetone. No action was taken on the field sample result due to laboratory blank contamination.

The continuing calibration %D for dichlorodifluoromethane was greater than the 20% quality control limit and less than 50% on September 5, 2013 @ 12:43 on instrument A3UX14. No action was taken on the nondetected dichlorodifluoromethane results in the affected samples.

The initial calibration verification %Ds for acetone, vinyl acetate and naphthalene were greater than the 20% quality control limit and less than 50% on September 5, 2013 @ 15:53 on instrument A3UX16 affecting samples DR-SB-082713-2 and TB-082713-3. No action was taken on the nondetected acetone, vinyl acetate and naphthalene results in the affected samples.

Contamination was detected in the VOC laboratory method blank associated with batch 240-100203/18 analyzed on September 5, 2013 @ 17:03 on instrument A3UX16 affecting sample TB-082713-2 and TB-082713-3.

Contaminant	Maximum Concentration (ug/L)
Methylene chloride	2.85

No action was taken on the nondetected methylene chloride results in the affected samples.

The LCS %Rs of 1,1,1,2-tetrachloroethane, trans-1,3-dichloropropene and dibromochloromethane were greater than the upper quality control limit in batch 240-100092/4 affecting sample TB-082713. No action was taken on the nondetected 1,1,1,2-tetrachloroethane, trans-1,3-dichloropropene and dibromochloromethane results in the affected sample.

The LCS %Rs of 1,1-dichloropropene and vinyl acetate were greater than the upper quality control limit in batch 240-100155/5. No action was taken on the nondetected 1,1-dichloropropene and vinyl acetate results in the affected soil samples.

The LCS %Rs of 1,1-dichloropropene and tetrachloroethene were greater than the upper quality control limit in batch 240-100346/6. No action was taken on the nondetected 1,1-dichloropropene and tetrachloroethene results in the affected soil samples.

The MS/MSD %RPDs of several VOC compounds were outside quality control limits in sample 240-28469-11. No action was taken since this sample is not included in this SDG.

The MS %Rs of several VOC compounds were outside quality control limits in sample 240-28450-3. No action was taken since this sample is not included in this SDG.

The initial calibration %RSD for pentachlorophenol and di-n-octyl phthalate were greater than the 15% quality control limit and less than 50% on September 5, 2013 on instrument A4HP7.

The MS/MSD %RPD of DRO was greater than the quality control limit in sample DR-SB-204-08-10. The MS/MSD %Rs were within quality control limits. No action was taken on the nondetected DRO result in sample DR-SB-204-08-10.

The surrogate recovery of decachlorobiphenyl was greater than the upper quality control limit on column CLP-1 in sample DR-SB-207-10-12. No action was taken on the nondetected PCB results in sample DR-SB-207-10-12.

Naphthalene was analyzed in the PAH and VOC fractions.

Executive Summary

Laboratory Performance: RRFs for tert-butyl alcohol, 2-chloroethyl vinyl ether and vinyl acetate were less than the quality control limit resulting in the rejection of nondetected results. The continuing calibration %Ds for carbon disulfide, carbon tetrachloride and acetone exceeded quality control limits. Contaminants were detected in the VOC and SVOC and laboratory method blanks. The LCS %R of benzaldehyde was outside quality control limits.

Other Factors Affecting Data Quality: Field duplicate imprecision was noted in the field duplicate pair DR-SB-DUP01-0406 and DR-SB-210-04-6 in the VOC and SVOC fractions.

The data for these analyses were reviewed with reference to Region III Modifications to U.S. EPA National Functional Guidelines for Organic Data Validation (Sept. 1994). The text of this report has been formulated to address only those problem areas affecting data quality.

Tetra Tech
Ann Cognetti
Chemist/Data Validator

Tetra Tech
Joseph A. Samchuck
Data Validation Manager

Attachments:
Appendix A – Qualified Analytical Results
Appendix B – Results as Reported by the Laboratory
Appendix C – Support Documentation

Appendix A

Qualified Analytical Results

Qualifier Codes:

A = Lab Blank Contamination
B = Field Blank Contamination
C = Calibration Noncompliance (i.e., % RSDs, %Ds, ICVs, CCVs, RRFs, etc.)
C01 = GC/MS Tuning Noncompliance
D = MS/MSD Recovery Noncompliance
E = LCS/LCSD Recovery Noncompliance
F = Lab Duplicate Imprecision
G = Field Duplicate Imprecision
H = Holding Time Exceedance
I = ICP Serial Dilution Noncompliance
J = ICP PDS Recovery Noncompliance; MSA's $r < 0.995$
K = ICP Interference - includes ICS % R Noncompliance
L = Instrument Calibration Range Exceedance
M = Sample Preservation Noncompliance
N = Internal Standard Noncompliance
N01 = Internal Standard Recovery Noncompliance Dioxins
N02 = Recovery Standard Noncompliance Dioxins
N03 = Clean-up Standard Noncompliance Dioxins
O = Poor Instrument Performance (i.e., base-time drifting)
P = Uncertainty near detection limit (< 2 x IDL for inorganics and <CRQL for organics)
Q = Other problems (can encompass a number of issues; i.e.chromatography,interferences, etc.)
R = Surrogates Recovery Noncompliance
S = Pesticide/PCB Resolution
T = % Breakdown Noncompliance for DDT and Endrin
U = RPD between columns/detectors >40% for positive results determined via GC/HPLC
V = Non-linear calibrations; correlation coefficient $r < 0.995$
W = EMPC result
X = Signal to noise response drop
Y = Percent solids <30%
Z = Uncertainty at 2 standard deviations is greater than sample activity
Z1 = Tentatively Identified Compound considered presumptively present
Z2 = Tentatively Identified Compound column bleed
Z3 = Tentatively Identified Compound aldol condensate

PROJ_NO: 05480	NSAMPLE	DR-SB-202-02-04			DR-SB-202-06-08			DR-SB-204-02-04			DR-SB-204-08-10		
SDG: 240-28436-1	LAB_ID	240-28436-1			240-28436-2			240-28436-3			240-28436-4		
FRACTION: OV	SAMP_DATE	8/27/2013			8/27/2013			8/27/2013			8/27/2013		
MEDIA: SOIL	QC_TYPE	NM			NM			NM			NM		
	UNITS	UG/KG			UG/KG			UG/KG			UG/KG		
	PCT_SOLIDS	85.2			93.8			87.4			84.5		
	DUP_OF												
PARAMETER		RESULT	VQL	QLCD	RESULT	VQL	QLCD	RESULT	VQL	QLCD	RESULT	VQL	QLCD
1,1,1,2-TETRACHLOROETHANE		0.51	U		0.51	U		0.51	U		0.54	U	
1,1,1-TRICHLOROETHANE		0.46	U		0.46	U		0.46	U		0.49	U	
1,1,2,2-TETRACHLOROETHANE		0.28	U		0.28	U		0.28	U		0.3	U	
1,1,2-TRICHLOROTRIFLUOROETHANE		1.1	U		1.1	U		1.1	U		1.1	U	
1,1-DICHLOROETHANE		0.3	U		0.29	U		0.29	U		0.32	U	
1,1-DICHLOROETHENE		0.43	U		0.43	U		0.43	U		0.73	J	P
1,1-DICHLOROPROPENE		0.25	U		0.25	U		0.25	U		0.26	U	
1,2,3-TRICHLOROBENZENE		0.31	U		0.31	U		0.31	U		0.33	U	
1,2,3-TRICHLOROPROPANE		0.74	U		0.74	U		0.74	U		0.79	U	
1,2,3-TRIMETHYLBENZENE		0.14	U		0.14	U		0.14	U		0.15	U	
1,2,4-TRICHLOROBENZENE		0.22	U		0.22	U		0.22	U		0.24	U	
1,2,4-TRIMETHYLBENZENE		0.54	U		0.53	U		0.53	U		0.57	U	
1,2-DIBROMO-3-CHLOROPROPANE		1.1	U		1.1	U		1.1	U		1.1	U	
1,2-DIBROMOETHANE		0.41	U		0.41	U		0.41	U		0.44	U	
1,2-DICHLOROBENZENE		0.3	U		0.29	U		0.29	U		0.32	U	
1,2-DICHLOROETHANE		0.28	U		0.28	U		0.28	U		0.3	U	
1,2-DICHLOROPROPANE		0.57	U		0.56	U		0.56	U		0.61	U	
1,3-DICHLOROBENZENE		0.29	U		0.29	U		0.29	U		0.31	U	
1,3-DICHLOROPROPANE		0.28	U		0.28	U		0.28	U		0.3	U	
1,4-DICHLOROBENZENE		0.55	U		0.54	U		0.54	U		0.58	U	
2,2-DICHLOROPROPANE		0.78	U		0.77	U		0.77	U		0.83	U	
2-BUTANONE		2.9	J	P	2	J	P	7.2	J	P	12	J	P
2-CHLOROETHYL VINYL ETHER		1.2	U		1.1	U		1.1	U		1.2	U	
2-CHLOROTOLUENE		0.33	U		0.33	U		0.33	U		0.35	U	
2-HEXANONE		0.52	U		0.52	U		0.52	U		0.55	U	
4-CHLOROTOLUENE		0.34	U		0.34	U		0.34	U		0.36	U	
4-ISOPROPYLTOLUENE		0.17	U		0.17	U		0.17	U		0.18	U	
4-METHYL-2-PENTANONE		0.45	U		0.44	U		0.44	U		0.47	U	
ACETONE		16	J	P	21			63			110		
BENZENE		0.19	U		0.19	U		0.19	U		1.3	J	P
BROMOBENZENE		0.27	U		0.27	U		0.27	U		0.29	U	
BROMOCHLOROMETHANE		0.59	U		0.58	U		0.58	U		0.62	U	
BROMODICHLOROMETHANE		0.23	U		0.23	U		0.23	U		0.25	U	
BROMOFORM		0.27	U		0.27	U		0.27	U		0.29	U	
BROMOMETHANE		0.45	U		0.44	U		0.44	U		0.47	U	

PROJ_NO: 05480	NSAMPLE	DR-SB-205-06-08			DR-SB-205-10-12			DR-SB-206-04-06			DR-SB-206-08-10		
SDG: 240-28436-1	LAB_ID	240-28436-5			240-28436-6			240-28436-7			240-28436-8		
FRACTION: OV	SAMP_DATE	8/27/2013			8/27/2013			8/27/2013			8/27/2013		
MEDIA: SOIL	QC_TYPE	NM			NM			NM			NM		
	UNITS	UG/KG			UG/KG			UG/KG			UG/KG		
	PCT_SOLIDS	87.4			82.2			84.6			87.5		
	DUP_OF												
PARAMETER		RESULT	VQL	QLCD	RESULT	VQL	QLCD	RESULT	VQL	QLCD	RESULT	VQL	QLCD
1,1,1,2-TETRACHLOROETHANE		0.56	U		0.55	U		0.47	U		0.51	U	
1,1,1-TRICHLOROETHANE		0.51	U		0.5	U		0.42	U		0.46	U	
1,1,2,2-TETRACHLOROETHANE		0.31	U		0.3	U		0.26	U		0.28	U	
1,1,2-TRICHLOROTRIFLUOROETHANE		1.2	U		1.2	U		0.98	U		1.1	U	
1,1-DICHLOROETHANE		0.33	U		0.32	U		0.27	U		0.29	U	
1,1-DICHLOROETHENE		0.47	U		0.46	U		0.39	U		0.42	U	
1,1-DICHLOROPROPENE		0.27	U		0.27	U		0.23	U		0.24	U	
1,2,3-TRICHLOROBENZENE		0.34	U		0.34	U		0.29	U		0.31	U	
1,2,3-TRICHLOROPROPANE		0.81	U		0.8	U		0.68	U		0.73	U	
1,2,3-TRIMETHYLBENZENE		0.39	J	P	0.15	U		0.13	U		0.42	J	P
1,2,4-TRICHLOROBENZENE		0.24	U		0.24	U		0.2	U		0.22	U	
1,2,4-TRIMETHYLBENZENE		0.71	J	P	0.58	U		0.49	U		0.58	J	P
1,2-DIBROMO-3-CHLOROPROPANE		1.2	U		1.2	U		0.98	U		1.1	U	
1,2-DIBROMOETHANE		0.45	U		0.44	U		0.38	U		0.41	U	
1,2-DICHLOROBENZENE		0.33	U		0.32	U		0.27	U		0.29	U	
1,2-DICHLOROETHANE		0.31	U		0.3	U		0.26	U		0.28	U	
1,2-DICHLOROPROPANE		0.62	U		0.61	U		0.52	U		0.56	U	
1,3-DICHLOROBENZENE		0.32	U		0.31	U		0.26	U		0.29	U	
1,3-DICHLOROPROPANE		0.31	U		0.3	U		0.26	U		0.28	U	
1,4-DICHLOROBENZENE		0.6	U		0.59	U		0.5	U		0.54	U	
2,2-DICHLOROPROPANE		0.85	U		0.83	U		0.71	U		0.77	U	
2-BUTANONE		13	J	P	8.2	J	P	5.5	J	P	8	J	P
2-CHLOROETHYL VINYL ETHER		1.3	U		1.2	U		1.1	U		1.1	U	
2-CHLOROTOLUENE		0.36	U		0.35	U		0.3	U		0.33	U	
2-HEXANONE		0.57	U		0.56	U		0.48	U		0.51	U	
4-CHLOROTOLUENE		0.37	U		0.36	U		0.31	U		0.33	U	
4-ISOPROPYLTOLUENE		0.4	J	P	0.19	U		0.16	U		0.23	J	P
4-METHYL-2-PENTANONE		0.49	U		0.48	U		0.41	U		0.44	U	
ACETONE		59			100			65			110		
BENZENE		1.1	J	P	0.33	J	P	0.17	U		0.19	J	P
BROMOBENZENE		0.3	U		0.29	U		0.25	U		0.27	U	
BROMOCHLOROMETHANE		0.64	U		0.63	U		0.54	U		0.58	U	
BROMODICHLOROMETHANE		0.25	U		0.25	U		0.21	U		0.23	U	
BROMOFORM		0.3	U		0.29	U		0.25	U		0.27	U	
BROMOMETHANE		0.49	U		0.48	U		0.41	U		0.44	U	

PROJ_NO: 05480	NSAMPLE	DR-SB-207-02-04			DR-SB-207-10-12			DR-SB-208-04-06			DR-SB-208-08-10		
SDG: 240-28436-1	LAB_ID	240-28436-9			240-28436-10			240-28436-11			240-28436-12		
FRACTION: OV	SAMP_DATE	8/27/2013			8/27/2013			8/27/2013			8/27/2013		
MEDIA: SOIL	QC_TYPE	NM			NM			NM			NM		
	UNITS	UG/KG			UG/KG			UG/KG			UG/KG		
	PCT_SOLIDS	86.5			89.3			92.8			87.7		
	DUP_OF												
PARAMETER		RESULT	VQL	QLCD	RESULT	VQL	QLCD	RESULT	VQL	QLCD	RESULT	VQL	QLCD
1,1,1,2-TETRACHLOROETHANE		0.54	U		0.46	U		0.49	U		0.5	U	
1,1,1-TRICHLOROETHANE		0.49	U		0.42	U		0.44	U		0.45	U	
1,1,2,2-TETRACHLOROETHANE		0.3	U		0.25	U		0.27	U		0.27	U	
1,1,2-TRICHLOROTRIFLUOROETHANE		1.1	U		0.97	U		1	U		1	U	
1,1-DICHLOROETHANE		0.32	U		0.27	U		0.28	U		0.29	U	
1,1-DICHLOROETHENE		0.46	U		0.39	U		0.41	U		0.42	U	
1,1-DICHLOROPROPENE		0.26	U		0.22	U		0.24	U		0.24	U	
1,2,3-TRICHLOROBENZENE		0.33	U		0.28	U		0.3	U		0.31	U	
1,2,3-TRICHLOROPROPANE		0.79	U		0.67	U		0.71	U		0.73	U	
1,2,3-TRIMETHYLBENZENE		0.85	J	P	0.2	J	P	0.75	J	P	0.14	U	
1,2,4-TRICHLOROBENZENE		0.24	U		0.2	U		0.21	U		0.22	U	
1,2,4-TRIMETHYLBENZENE		0.97	J	P	0.48	U		0.96	J	P	0.52	U	
1,2-DIBROMO-3-CHLOROPROPANE		1.1	U		0.97	U		1	U		1	U	
1,2-DIBROMOETHANE		0.44	U		0.37	U		0.4	U		0.4	U	
1,2-DICHLOROBENZENE		0.32	U		0.27	U		0.28	U		0.29	U	
1,2-DICHLOROETHANE		0.3	U		0.25	U		0.27	U		0.27	U	
1,2-DICHLOROPROPANE		0.61	U		0.51	U		0.55	U		0.56	U	
1,3-DICHLOROBENZENE		0.31	U		0.26	U		0.28	U		0.28	U	
1,3-DICHLOROPROPANE		0.3	U		0.25	U		0.27	U		0.27	U	
1,4-DICHLOROBENZENE		0.58	U		0.49	U		0.52	U		0.53	U	
2,2-DICHLOROPROPANE		0.83	U		0.7	U		0.74	U		0.76	U	
2-BUTANONE		21			11	J	P	15	J	P	3.8	J	P
2-CHLOROETHYL VINYL ETHER		1.2	U		1	U		1.1	U		1.1	U	
2-CHLOROTOLUENE		0.35	U		0.3	U		0.32	U		0.32	U	
2-HEXANONE		0.55	U		0.47	U		0.5	U		0.51	U	
4-CHLOROTOLUENE		0.36	U		0.3	U		0.32	U		0.33	U	
4-ISOPROPYLTOLUENE		0.28	J	P	0.16	U		0.3	J	P	0.17	U	
4-METHYL-2-PENTANONE		0.47	U		0.4	U		0.43	U		0.44	U	
ACETONE		130			66			70			40		
BENZENE		0.37	J	P	0.29	J	P	0.22	J	P	0.19	U	
BROMOBENZENE		0.29	U		0.25	U		0.26	U		0.27	U	
BROMOCHLOROMETHANE		0.62	U		0.53	U		0.56	U		0.57	U	
BROMODICHLOROMETHANE		0.25	U		0.21	U		0.22	U		0.23	U	
BROMOFORM		0.29	U		0.25	U		0.26	U		0.27	U	
BROMOMETHANE		0.47	U		0.4	U		0.43	U		0.44	U	

PROJ_NO: 05480	NSAMPLE	DR-SB-209-04-06			DR-SB-209-08-10			DR-SB-210-04-06			DR-SB-210-12-13		
SDG: 240-28436-1	LAB_ID	240-28436-13			240-28436-14			240-28436-15			240-28436-16		
FRACTION: OV	SAMP_DATE	8/27/2013			8/27/2013			8/27/2013			8/27/2013		
MEDIA: SOIL	QC_TYPE	NM			NM			NM			NM		
	UNITS	UG/KG			UG/KG			UG/KG			UG/KG		
	PCT_SOLIDS	89.7			86.2			89.5			88.2		
	DUP_OF												
PARAMETER		RESULT	VQL	QLCD	RESULT	VQL	QLCD	RESULT	VQL	QLCD	RESULT	VQL	QLCD
1,1,1,2-TETRACHLOROETHANE		0.5	U		0.5	U		0.48	U		0.51	U	
1,1,1-TRICHLOROETHANE		0.46	U		0.46	U		0.43	U		0.46	U	
1,1,2,2-TETRACHLOROETHANE		0.28	U		0.28	U		0.26	U		0.28	U	
1,1,2-TRICHLOROTRIFLUOROETHANE		1.1	U		1.1	U		1	U		1.1	U	
1,1-DICHLOROETHANE		0.29	U		0.29	U		0.28	U		0.3	U	
1,1-DICHLOROETHENE		0.42	U		0.42	U		0.4	U		0.43	U	
1,1-DICHLOROPROPENE		0.24	U		0.24	U		0.23	U		0.25	U	
1,2,3-TRICHLOROBENZENE		0.31	U		0.31	U		0.29	U		0.31	U	
1,2,3-TRICHLOROPROPANE		0.73	U		0.73	U		0.69	U		0.74	U	
1,2,3-TRIMETHYLBENZENE		0.14	U		0.14	U		0.13	U		0.14	U	
1,2,4-TRICHLOROBENZENE		0.22	U		0.22	U		0.21	U		0.22	U	
1,2,4-TRIMETHYLBENZENE		0.53	U		0.53	U		0.5	U		2.5	J	P
1,2-DIBROMO-3-CHLOROPROPANE		1.1	U		1.1	U		1	U		1.1	U	
1,2-DIBROMOETHANE		0.41	U		0.41	U		0.39	U		0.41	U	
1,2-DICHLOROBENZENE		0.29	U		0.29	U		0.28	U		0.3	U	
1,2-DICHLOROETHANE		0.28	U		0.28	U		0.26	U		0.28	U	
1,2-DICHLOROPROPANE		0.56	U		0.56	U		0.53	U		0.57	U	
1,3-DICHLOROBENZENE		0.28	U		0.28	U		0.27	U		0.29	U	
1,3-DICHLOROPROPANE		0.28	U		0.28	U		0.26	U		0.28	U	
1,4-DICHLOROBENZENE		0.54	U		0.54	U		0.51	U		0.54	U	
2,2-DICHLOROPROPANE		0.76	U		0.77	U		0.72	U		0.77	U	
2-BUTANONE		5.9	J	P	8.2	J	P	1.3	J	P	59		
2-CHLOROETHYL VINYL ETHER		1.1	U		1.1	U		1.1	U		1.1	U	
2-CHLOROTOLUENE		0.33	U		0.33	U		0.31	U		0.33	U	
2-HEXANONE		0.51	U		0.51	U		0.49	U		0.52	U	
4-CHLOROTOLUENE		0.33	U		0.33	U		0.32	U		0.34	U	
4-ISOPROPYLTOLUENE		0.17	U		0.17	U		0.16	U		1.4	J	P
4-METHYL-2-PENTANONE		0.44	U		0.44	U		0.42	U		0.44	U	
ACETONE		46			94			20	J	G	240		
BENZENE		0.19	U		0.19	U		0.18	U		0.19	U	
BROMOBENZENE		0.27	U		0.27	U		0.25	U		0.27	U	
BROMOCHLOROMETHANE		0.58	U		0.58	U		0.55	U		0.58	U	
BROMODICHLOROMETHANE		0.23	U		0.23	U		0.22	U		0.23	U	
BROMOFORM		0.27	U		0.27	U		0.25	U		0.27	U	
BROMOMETHANE		0.44	U		0.44	U		0.42	U		0.44	U	

PROJ_NO: 05480	NSAMPLE	DR-SB-211-04-06			DR-SB-211-08-10			DR-SB-212-04-06			DR-SB-212-11-13		
SDG: 240-28436-1	LAB_ID	240-28436-17			240-28436-18			240-28436-19			240-28436-20		
FRACTION: OV	SAMP_DATE	8/27/2013			8/27/2013			8/27/2013			8/27/2013		
MEDIA: SOIL	QC_TYPE	NM			NM			NM			NM		
	UNITS	UG/KG			UG/KG			UG/KG			UG/KG		
	PCT_SOLIDS	88.3			88.2			86.7			90.2		
	DUP_OF												
PARAMETER		RESULT	VQL	QLCD	RESULT	VQL	QLCD	RESULT	VQL	QLCD	RESULT	VQL	QLCD
1,1,1,2-TETRACHLOROETHANE		0.48	U		0.5	U		0.49	U		210	U	
1,1,1-TRICHLOROETHANE		0.44	U		0.45	U		0.45	U		490	U	
1,1,2,2-TETRACHLOROETHANE		0.27	U		0.28	U		0.27	U		210	U	
1,1,2-TRICHLOROTRIFLUOROETHANE		1	U		1.1	U		1	U		910	U	
1,1-DICHLOROETHANE		0.28	U		0.29	U		0.29	U		400	U	
1,1-DICHLOROETHENE		0.41	U		0.42	U		0.41	U		420	U	
1,1-DICHLOROPROPENE		0.23	U		0.24	U		0.24	U		230	U	
1,2,3-TRICHLOROBENZENE		0.3	U		0.31	U		0.3	U		230	U	
1,2,3-TRICHLOROPROPANE		0.7	U		0.73	U		0.72	U		490	U	
1,2,3-TRIMETHYLBENZENE		0.13	U		0.14	U		0.14	U		4	U	
1,2,4-TRICHLOROBENZENE		0.21	U		0.22	U		0.22	U		170	U	
1,2,4-TRIMETHYLBENZENE		0.51	U		0.53	U		0.52	U		120	U	
1,2-DIBROMO-3-CHLOROPROPANE		1	U		1.1	U		1	U		1200	U	
1,2-DIBROMOETHANE		0.39	U		0.41	U		0.4	U		230	U	
1,2-DICHLOROBENZENE		0.28	U		0.29	U		0.29	U		200	U	
1,2-DICHLOROETHANE		0.27	U		0.28	U		0.27	U		230	U	
1,2-DICHLOROPROPANE		0.54	U		0.56	U		0.55	U		190	U	
1,3-DICHLOROBENZENE		0.27	U		0.28	U		0.28	U		110	U	
1,3-DICHLOROPROPANE		0.27	U		0.28	U		0.27	U		520	U	
1,4-DICHLOROBENZENE		0.52	U		0.54	U		0.53	U		190	U	
2,2-DICHLOROPROPANE		0.73	U		0.76	U		0.75	U		540	U	
2-BUTANONE		8.4	J	P	1.1	U		7.1	J	P	1000	U	
2-CHLOROETHYL VINYL ETHER		1.1	U		1.1	U		1.1	U		1000	U	
2-CHLOROTOLUENE		0.31	U		0.32	U		0.32	U		210	U	
2-HEXANONE		0.49	U		0.51	U		0.5	U		470	U	
4-CHLOROTOLUENE		0.32	U		0.33	U		0.33	U		230	U	
4-ISOPROPYLTOLUENE		0.16	U		0.17	U		0.17	U		110	U	
4-METHYL-2-PENTANONE		0.42	U		0.44	U		0.43	U		1100	U	
ACETONE		47			7.9	J	P	90			4000	U	
BENZENE		0.18	U		0.19	U		0.18	U		280	U	
BROMOBENZENE		0.26	U		0.27	U		0.26	U		300	U	
BROMOCHLOROMETHANE		0.55	U		0.58	U		0.57	U		300	U	
BROMODICHLOROMETHANE		0.22	U		0.23	U		0.22	U		230	U	
BROMOFORM		0.26	U		0.27	U		0.26	U		440	U	
BROMOMETHANE		0.42	U		0.44	U		0.43	U		680	U	

PROJ_NO: 05480	NSAMPLE	DR-SB-DUP01-0406
SDG: 240-28436-1	LAB_ID	240-28436-22
FRACTION: OV	SAMP_DATE	8/27/2013
MEDIA: SOIL	QC_TYPE	NM
	UNITS	UG/KG
	PCT_SOLIDS	89.3
	DUP_OF	DR-SB-210-04-06

PARAMETER	RESULT	VQL	QLCD
1,1,1,2-TETRACHLOROETHANE	0.51	U	
1,1,1-TRICHLOROETHANE	0.46	U	
1,1,2,2-TETRACHLOROETHANE	0.28	U	
1,1,2-TRICHLOROTRIFLUOROETHANE	1.1	U	
1,1-DICHLOROETHANE	0.3	U	
1,1-DICHLOROETHENE	0.43	U	
1,1-DICHLOROPROPENE	0.25	U	
1,2,3-TRICHLOROBENZENE	0.31	U	
1,2,3-TRICHLOROPROPANE	0.74	U	
1,2,3-TRIMETHYLBENZENE	0.14	U	
1,2,4-TRICHLOROBENZENE	0.22	U	
1,2,4-TRIMETHYLBENZENE	0.53	U	
1,2-DIBROMO-3-CHLOROPROPANE	1.1	U	
1,2-DIBROMOETHANE	0.41	U	
1,2-DICHLOROBENZENE	0.3	U	
1,2-DICHLOROETHANE	0.28	U	
1,2-DICHLOROPROPANE	0.57	U	
1,3-DICHLOROBENZENE	0.29	U	
1,3-DICHLOROPROPANE	0.28	U	
1,4-DICHLOROBENZENE	0.54	U	
2,2-DICHLOROPROPANE	0.77	U	
2-BUTANONE	7.4	J	P
2-CHLOROETHYL VINYL ETHER	1.2	U	
2-CHLOROTOLUENE	0.33	U	
2-HEXANONE	0.52	U	
4-CHLOROTOLUENE	0.34	U	
4-ISOPROPYLTOLUENE	0.17	U	
4-METHYL-2-PENTANONE	0.44	U	
ACETONE	110	J	G
BENZENE	0.19	U	
BROMOBENZENE	0.27	U	
BROMOCHLOROMETHANE	0.58	U	
BROMODICHLOROMETHANE	0.23	U	
BROMOFORM	0.27	U	
BROMOMETHANE	0.44	U	

PROJ_NO: 05480	NSAMPLE	DR-SB-202-02-04			DR-SB-202-06-08			DR-SB-204-02-04			DR-SB-204-08-10		
SDG: 240-28436-1	LAB_ID	240-28436-1			240-28436-2			240-28436-3			240-28436-4		
FRACTION: OV	SAMP_DATE	8/27/2013			8/27/2013			8/27/2013			8/27/2013		
MEDIA: SOIL	QC_TYPE	NM			NM			NM			NM		
	UNITS	UG/KG			UG/KG			UG/KG			UG/KG		
	PCT_SOLIDS	85.2			93.8			87.4			84.5		
	DUP_OF												
PARAMETER		RESULT	VQL	QLCD	RESULT	VQL	QLCD	RESULT	VQL	QLCD	RESULT	VQL	QLCD
CARBON DISULFIDE		0.92	J	CP	0.36	U		0.39	J	P	0.39	U	
CARBON TETRACHLORIDE		0.31	U		0.3	U		0.3	U		0.32	U	
CHLOROBENZENE		0.27	U		0.27	U		0.27	U		0.29	U	
CHLORODIBROMOMETHANE		0.45	U		0.45	U		0.45	U		0.48	U	
CHLOROETHANE		0.71	U		0.7	U		0.7	U		0.75	U	
CHLOROFORM		0.24	U		0.24	U		0.24	U		0.25	U	
CHLOROMETHANE		0.34	U		0.34	U		0.34	U		0.36	U	
CIS-1,2-DICHLOROETHENE		0.3	U		0.29	U		0.29	U		200		
CIS-1,3-DICHLOROPROPENE		0.28	U		0.28	U		0.28	U		0.3	U	
DIBROMOMETHANE		0.52	U		0.52	U		0.52	U		0.55	U	
DICHLORODIFLUOROMETHANE		0.41	U		0.41	U		0.41	U		0.44	U	
DIISOPROPYL ETHER		1.2	U		1.2	U		1.2	U		1.3	U	
ETHYL TERT-BUTYL ETHER		0.18	U		0.18	U		0.18	U		0.19	U	
ETHYLBENZENE		0.22	U		0.21	U		0.21	U		0.23	U	
HEXACHLOROBUTADIENE		0.99	U		0.98	U		0.98	U		1.1	U	
ISOPROPYLBENZENE		0.13	U		0.13	U		0.13	U		0.14	U	
M+P-XYLENES		0.99	U		0.98	U		0.98	U		1.1	U	
METHYL TERT-BUTYL ETHER		0.36	U		0.35	U		0.35	U		0.38	U	
METHYLENE CHLORIDE		0.55	U		0.55	U		0.55	U		0.59	U	
NAPHTHALENE		0.16	U		0.16	U		1.1	B	A	0.18	B	A
N-BUTYLBENZENE		0.19	U		0.19	U		0.19	U		0.2	U	
N-PROPYLBENZENE		0.33	U		0.33	U		0.33	U		0.35	U	
O-XYLENE		0.29	U		0.29	U		0.5	J	P	0.72	J	P
SEC-BUTYLBENZENE		0.15	U		0.15	U		0.15	U		0.16	U	
STYRENE		0.12	U		0.12	U		0.12	U		0.13	U	
TERT-AMYL METHYL ETHER		0.31	U		0.3	U		0.3	U		0.32	U	
TERT-BUTYLBENZENE		0.24	U		0.24	U		0.24	U		0.25	U	
TERTIARY-BUTYL ALCOHOL		6.3	UR	C	6.2	UR	C	6.2	UR	C	6.7	UR	C
TETRACHLOROETHENE		0.43	U		0.43	U		0.43	U		0.46	U	
TOLUENE		0.22	U		0.22	U		0.48	J	P	0.24	U	
TOTAL XYLENES		0.29	U		0.29	U		0.5	J	P	0.72	J	P
TRANS-1,2-DICHLOROETHENE		0.34	U		0.34	U		0.34	U		5		
TRANS-1,3-DICHLOROPROPENE		0.45	U		0.44	U		0.44	U		0.47	U	
TRICHLOROETHENE		0.35	U		0.34	U		0.34	U		35		
TRICHLOROFLUOROMETHANE		0.28	U		0.28	U		0.28	U		0.3	U	

PROJ_NO: 05480	NSAMPLE	DR-SB-205-06-08			DR-SB-205-10-12			DR-SB-206-04-06			DR-SB-206-08-10		
SDG: 240-28436-1	LAB_ID	240-28436-5			240-28436-6			240-28436-7			240-28436-8		
FRACTION: OV	SAMP_DATE	8/27/2013			8/27/2013			8/27/2013			8/27/2013		
MEDIA: SOIL	QC_TYPE	NM			NM			NM			NM		
	UNITS	UG/KG			UG/KG			UG/KG			UG/KG		
	PCT_SOLIDS	87.4			82.2			84.6			87.5		
	DUP_OF												
PARAMETER		RESULT	VQL	QLCD	RESULT	VQL	QLCD	RESULT	VQL	QLCD	RESULT	VQL	QLCD
CARBON DISULFIDE		0.51	J	P	0.39	U		0.33	U		1.6	J	P
CARBON TETRACHLORIDE		0.33	U		0.33	U		0.28	U		0.3	U	
CHLOROBENZENE		0.3	U		0.29	U		0.25	U		0.27	U	
CHLORODIBROMOMETHANE		0.5	U		0.49	U		0.42	U		0.45	U	
CHLOROETHANE		0.78	U		0.76	U		0.65	U		0.7	U	
CHLOROFORM		0.26	U		0.26	U		0.22	U		0.24	U	
CHLOROMETHANE		0.37	U		0.36	U		0.31	U		0.33	U	
CIS-1,2-DICHLOROETHENE		1	J	P	0.32	U		0.27	U		0.29	U	
CIS-1,3-DICHLOROPROPENE		0.31	U		0.3	U		0.26	U		0.28	U	
DIBROMOMETHANE		0.57	U		0.56	U		0.48	U		0.51	U	
DICHLORODIFLUOROMETHANE		0.45	U		0.44	U		0.38	U		0.41	U	
DIISOPROPYL ETHER		1.4	U		1.3	U		1.1	U		1.2	U	
ETHYL TERT-BUTYL ETHER		0.2	U		0.2	U		0.17	U		0.18	U	
ETHYLBENZENE		0.59	J	P	0.23	U		0.2	U		0.21	U	
HEXACHLOROBUTADIENE		1.1	U		1.1	U		0.91	U		0.98	U	
ISOPROPYLBENZENE		0.26	J	P	0.14	U		0.12	U		0.13	U	
M+P-XYLENES		6.2	J	P	1.1	U		0.91	U		0.98	U	
METHYL TERT-BUTYL ETHER		0.39	U		0.38	U		0.33	U		0.35	U	
METHYLENE CHLORIDE		0.61	U		0.59	U		0.51	U		0.55	U	
NAPHTHALENE		2.1	B	A	0.17	U		0.14	U		7.9		
N-BUTYLBENZENE		0.21	U		0.2	U		0.17	U		0.19	U	
N-PROPYLBENZENE		0.36	U		0.35	U		0.3	U		0.33	U	
O-XYLENE		3.8	J	P	0.31	U		0.26	U		0.5	J	P
SEC-BUTYLBENZENE		0.16	U		0.16	U		0.14	U		0.15	U	
STYRENE		0.14	U		0.13	U		0.11	U		0.12	U	
TERT-AMYL METHYL ETHER		0.33	U		0.33	U		0.28	U		0.3	U	
TERT-BUTYLBENZENE		0.26	U		0.26	U		0.22	U		0.24	U	
TERTIARY-BUTYL ALCOHOL		6.9	UR	C	6.7	UR	C	5.8	UR	C	6.2	UR	C
TETRACHLOROETHENE		0.47	U		0.46	U		0.39	U		0.42	U	
TOLUENE		1.5	J	P	0.24	U		0.2	U		0.74	J	P
TOTAL XYLENES		10			0.31	U		0.26	U		0.5	J	P
TRANS-1,2-DICHLOROETHENE		0.37	U		0.36	U		0.31	U		0.33	U	
TRANS-1,3-DICHLOROPROPENE		0.49	U		0.48	U		0.41	U		0.44	U	
TRICHLOROETHENE		0.38	U		0.37	U		0.32	U		0.34	U	
TRICHLOROFLUOROMETHANE		0.31	U		0.3	U		0.26	U		0.28	U	

PROJ_NO: 05480	NSAMPLE	DR-SB-207-02-04			DR-SB-207-10-12			DR-SB-208-04-06			DR-SB-208-08-10		
SDG: 240-28436-1	LAB_ID	240-28436-9			240-28436-10			240-28436-11			240-28436-12		
FRACTION: OV	SAMP_DATE	8/27/2013			8/27/2013			8/27/2013			8/27/2013		
MEDIA: SOIL	QC_TYPE	NM			NM			NM			NM		
	UNITS	UG/KG			UG/KG			UG/KG			UG/KG		
	PCT_SOLIDS	86.5			89.3			92.8			87.7		
	DUP_OF												
PARAMETER		RESULT	VQL	QLCD	RESULT	VQL	QLCD	RESULT	VQL	QLCD	RESULT	VQL	QLCD
CARBON DISULFIDE		0.66	J	P	1.9	J	P	1.3	J	P	0.45	J	P
CARBON TETRACHLORIDE		0.32	U		0.28	U		0.29	U		0.3	U	
CHLOROBENZENE		0.29	U		0.25	U		0.26	U		0.27	U	
CHLORODIBROMOMETHANE		0.48	U		0.41	U		0.43	U		0.44	U	
CHLOROETHANE		0.76	U		0.64	U		0.68	U		0.69	U	
CHLOROFORM		0.25	U		0.22	U		0.23	U		0.23	U	
CHLOROMETHANE		0.36	U		0.3	U		0.32	U		0.33	U	
CIS-1,2-DICHLOROETHENE		0.82	J	P	1	J	P	0.28	U		0.29	U	
CIS-1,3-DICHLOROPROPENE		0.3	U		0.25	U		0.27	U		0.27	U	
DIBROMOMETHANE		0.55	U		0.47	U		0.5	U		0.51	U	
DICHLORODIFLUOROMETHANE		0.44	U		0.37	U		0.4	U		0.4	U	
DIISOPROPYL ETHER		1.3	U		1.1	U		1.2	U		1.2	U	
ETHYL TERT-BUTYL ETHER		0.19	U		0.16	U		0.17	U		0.18	U	
ETHYLBENZENE		0.33	J	P	0.19	U		0.34	J	P	0.21	U	
HEXACHLOROBUTADIENE		1.1	U		0.89	U		0.95	U		0.97	U	
ISOPROPYLBENZENE		0.51	J	P	0.12	U		0.18	J	P	0.13	U	
M+P-XYLENES		1.1	U		0.89	U		0.95	U		0.97	U	
METHYL TERT-BUTYL ETHER		0.38	U		0.32	U		0.34	U		0.35	U	
METHYLENE CHLORIDE		0.59	U		0.5	U		0.53	U		0.54	U	
NAPHTHALENE		35			1.5	B	A	78			0.68	B	A
N-BUTYLBENZENE		0.2	U		0.17	U		0.43	J	P	0.19	U	
N-PROPYLBENZENE		0.35	U		0.3	U		0.32	U		0.32	U	
O-XYLENE		1.1	J	P	0.72	J	P	0.57	J	P	0.28	U	
SEC-BUTYLBENZENE		0.16	U		0.13	U		0.21	J	P	0.15	U	
STYRENE		0.13	U		0.11	U		0.12	U		0.12	U	
TERT-AMYL METHYL ETHER		0.32	U		0.28	U		0.29	U		0.3	U	
TERT-BUTYLBENZENE		0.25	U		0.22	U		0.23	U		0.23	U	
TERTIARY-BUTYL ALCOHOL		6.7	UR	C	5.6	UR	C	6	UR	C	6.1	UR	C
TETRACHLOROETHENE		0.46	U		0.39	U		0.41	U		0.42	U	
TOLUENE		0.34	J	P	1.8	J	P	0.53	J	P	0.22	U	
TOTAL XYLENES		1.1	J	P	0.72	J	P	0.57	J	P	0.28	U	
TRANS-1,2-DICHLOROETHENE		0.36	U		0.3	U		0.32	U		0.33	U	
TRANS-1,3-DICHLOROPROPENE		0.47	U		0.4	U		0.43	U		0.44	U	
TRICHLOROETHENE		0.37	U		0.31	U		0.33	U		0.34	U	
TRICHLOROFLUOROMETHANE		0.3	U		0.25	U		0.27	U		0.27	U	

PROJ_NO: 05480	NSAMPLE	DR-SB-209-04-06			DR-SB-209-08-10			DR-SB-210-04-06			DR-SB-210-12-13		
SDG: 240-28436-1	LAB_ID	240-28436-13			240-28436-14			240-28436-15			240-28436-16		
FRACTION: OV	SAMP_DATE	8/27/2013			8/27/2013			8/27/2013			8/27/2013		
MEDIA: SOIL	QC_TYPE	NM			NM			NM			NM		
	UNITS	UG/KG			UG/KG			UG/KG			UG/KG		
	PCT_SOLIDS	89.7			86.2			89.5			88.2		
	DUP_OF												
PARAMETER		RESULT	VQL	QLCD	RESULT	VQL	QLCD	RESULT	VQL	QLCD	RESULT	VQL	QLCD
CARBON DISULFIDE		0.52	J	P	1.2	J	P	0.34	U		0.76	J	P
CARBON TETRACHLORIDE		0.3	U		0.3	U		0.29	U		0.3	U	
CHLOROBENZENE		0.27	U		0.27	U		0.25	U		0.27	U	
CHLORODIBROMOMETHANE		0.45	U		0.45	U		0.42	U		0.45	U	
CHLOROETHANE		0.7	U		0.7	U		0.66	U		0.71	U	
CHLOROFORM		0.24	U		0.24	U		0.22	U		0.24	U	
CHLOROMETHANE		0.33	U		0.33	U		0.32	U		0.34	U	
CIS-1,2-DICHLOROETHENE		0.29	U		0.29	U		0.28	U		0.3	U	
CIS-1,3-DICHLOROPROPENE		0.28	U		0.28	U		0.26	U		0.28	U	
DIBROMOMETHANE		0.51	U		0.51	U		0.49	U		0.52	U	
DICHLORODIFLUOROMETHANE		0.41	U		0.41	U		0.39	U		0.41	U	
DIISOPROPYL ETHER		1.2	U		1.2	U		1.2	U		1.2	U	
ETHYL TERT-BUTYL ETHER		0.18	U		0.18	U		0.17	U		0.18	U	
ETHYLBENZENE		0.21	U		0.21	U		0.2	U		0.21	U	
HEXACHLOROBUTADIENE		0.98	U		0.98	U		0.93	U		0.99	U	
ISOPROPYLBENZENE		0.13	U		0.13	U		0.12	U		0.13	U	
M+P-XYLENES		0.98	U		0.98	U		0.93	U		0.99	U	
METHYL TERT-BUTYL ETHER		0.35	U		0.35	U		0.33	U		0.35	U	
METHYLENE CHLORIDE		0.54	U		0.55	U		0.52	U		0.55	U	
NAPHTHALENE		0.15	U		0.15	U		0.15	U		1.5	B	A
N-BUTYLBENZENE		0.19	U		0.19	U		0.18	U		0.19	U	
N-PROPYLBENZENE		0.33	U		0.33	U		0.31	U		0.33	U	
O-XYLENE		0.28	U		0.28	U		0.27	U		0.29	U	
SEC-BUTYLBENZENE		0.15	U		0.15	U		0.14	U		0.15	U	
STYRENE		0.12	U		0.12	U		0.12	U		0.12	U	
TERT-AMYL METHYL ETHER		0.3	U		0.3	U		0.29	U		0.3	U	
TERT-BUTYLBENZENE		0.24	U		0.24	U		0.22	U		0.24	U	
TERTIARY-BUTYL ALCOHOL		6.2	UR	C	6.2	UR	C	5.9	UR	C	6.2	UR	C
TETRACHLOROETHENE		0.42	U		0.42	U		0.4	U		0.43	U	
TOLUENE		0.22	U		0.22	U		0.21	U		6.7		
TOTAL XYLENES		0.28	U		0.28	U		0.27	U		0.29	U	
TRANS-1,2-DICHLOROETHENE		0.33	U		0.33	U		0.32	U		0.34	U	
TRANS-1,3-DICHLOROPROPENE		0.44	U		0.44	U		0.42	U		0.44	U	
TRICHLOROETHENE		0.34	U		0.34	U		0.32	U		0.34	U	
TRICHLOROFLUOROMETHANE		0.28	U		0.28	U		0.26	U		0.28	U	

PROJ_NO: 05480	NSAMPLE	DR-SB-211-04-06			DR-SB-211-08-10			DR-SB-212-04-06			DR-SB-212-11-13		
SDG: 240-28436-1	LAB_ID	240-28436-17			240-28436-18			240-28436-19			240-28436-20		
FRACTION: OV	SAMP_DATE	8/27/2013			8/27/2013			8/27/2013			8/27/2013		
MEDIA: SOIL	QC_TYPE	NM			NM			NM			NM		
	UNITS	UG/KG			UG/KG			UG/KG			UG/KG		
	PCT_SOLIDS	88.3			88.2			86.7			90.2		
	DUP_OF												
PARAMETER		RESULT	VQL	QLCD	RESULT	VQL	QLCD	RESULT	VQL	QLCD	RESULT	VQL	QLCD
CARBON DISULFIDE		0.63	J	P	0.73	J	P	1.3	J	P	280	U	
CARBON TETRACHLORIDE		0.29	U		0.3	U		0.3	U		150	U	
CHLOROBENZENE		0.26	U		0.27	U		0.26	U		150	U	
CHLORODIBROMOMETHANE		0.43	U		0.45	U		0.44	U		280	U	
CHLOROETHANE		0.67	U		0.7	U		0.69	U		1400	U	
CHLOROFORM		0.23	U		0.24	U		0.23	U		1700	J	P
CHLOROMETHANE		0.32	U		0.33	U		0.33	U		330	U	
CIS-1,2-DICHLOROETHENE		0.28	U		0.29	U		0.29	U		39000		
CIS-1,3-DICHLOROPROPENE		0.27	U		0.28	U		0.27	U		190	U	
DIBROMOMETHANE		0.49	U		0.51	U		0.5	U		330	U	
DICHLORODIFLUOROMETHANE		0.39	U		0.41	U		0.4	U		370	U	
DIISOPROPYL ETHER		1.2	U		1.2	U		1.2	U		1200	U	
ETHYL TERT-BUTYL ETHER		0.17	U		0.18	U		0.18	U		5.2	U	
ETHYLBENZENE		0.2	U		0.21	U		0.21	U		130	U	
HEXACHLOROBUTADIENE		0.94	U		0.97	U		0.96	U		330	U	
ISOPROPYLBENZENE		0.12	U		0.13	U		0.13	U		150	U	
M+P-XYLENES		0.94	U		0.97	U		0.96	U		150	U	
METHYL TERT-BUTYL ETHER		0.34	U		0.35	U		0.34	U		170	U	
METHYLENE CHLORIDE		0.52	U		0.54	U		0.53	U		3000	J	P
NAPHTHALENE		0.63	B	A	0.15	U		0.15	U		160	U	
N-BUTYLBENZENE		0.18	U		0.19	U		0.18	U		190	U	
N-PROPYLBENZENE		0.31	U		0.32	U		0.32	U		330	U	
O-XYLENE		0.27	U		0.28	U		0.28	U		200	U	
SEC-BUTYLBENZENE		0.14	U		0.15	U		0.14	U		110	U	
STYRENE		0.12	U		0.12	U		0.12	U		130	U	
TERT-AMYL METHYL ETHER		0.29	U		0.3	U		0.3	U		8.7	U	
TERT-BUTYLBENZENE		0.23	U		0.24	U		0.23	U		150	U	
TERTIARY-BUTYL ALCOHOL		5.9	UR	C	6.2	UR	C	6.1	UR	C	5600	UR	C
TETRACHLOROETHENE		0.41	U		0.42	U		0.41	U		280	U	
TOLUENE		0.38	J	P	0.22	U		0.22	U		1900	J	P
TOTAL XYLENES		0.27	U		0.28	U		0.28	U		150	U	
TRANS-1,2-DICHLOROETHENE		0.32	U		0.33	U		0.33	U		220	U	
TRANS-1,3-DICHLOROPROPENE		0.42	U		0.44	U		0.43	U		470	U	
TRICHLOROETHENE		0.33	U		0.34	U		0.34	U		190000		
TRICHLOROFLUOROMETHANE		0.27	U		0.28	U		0.27	U		370	U	

PROJ_NO: 05480	NSAMPLE	DR-SB-DUP01-0406		
SDG: 240-28436-1	LAB_ID	240-28436-22		
FRACTION: OV	SAMP_DATE	8/27/2013		
MEDIA: SOIL	QC_TYPE	NM		
	UNITS	UG/KG		
	PCT_SOLIDS	89.3		
	DUP_OF	DR-SB-210-04-06		
PARAMETER		RESULT	VQL	QLCD
CARBON DISULFIDE		0.58	J	P
CARBON TETRACHLORIDE		0.3	U	
CHLOROBENZENE		0.27	U	
CHLORODIBROMOMETHANE		0.45	U	
CHLOROETHANE		0.71	U	
CHLOROFORM		0.24	U	
CHLOROMETHANE		0.34	U	
CIS-1,2-DICHLOROETHENE		0.3	U	
CIS-1,3-DICHLOROPROPENE		0.28	U	
DIBROMOMETHANE		0.52	U	
DICHLORODIFLUOROMETHANE		0.41	U	
DIISOPROPYL ETHER		1.2	U	
ETHYL TERT-BUTYL ETHER		0.18	U	
ETHYLBENZENE		0.21	U	
HEXACHLOROBUTADIENE		0.99	U	
ISOPROPYLBENZENE		0.13	U	
M+P-XYLENES		0.99	U	
METHYL TERT-BUTYL ETHER		0.35	U	
METHYLENE CHLORIDE		0.55	U	
NAPHTHALENE		0.29	J	P
N-BUTYLBENZENE		0.19	U	
N-PROPYLBENZENE		0.33	U	
O-XYLENE		0.29	U	
SEC-BUTYLBENZENE		0.15	U	
STYRENE		0.12	U	
TERT-AMYL METHYL ETHER		0.3	U	
TERT-BUTYLBENZENE		0.24	U	
TERTIARY-BUTYL ALCOHOL		6.2	UR	C
TETRACHLOROETHENE		0.43	U	
TOLUENE		0.22	U	
TOTAL XYLENES		0.29	U	
TRANS-1,2-DICHLOROETHENE		0.34	U	
TRANS-1,3-DICHLOROPROPENE		0.44	U	
TRICHLOROETHENE		0.35	U	
TRICHLOROFLUOROMETHANE		0.28	U	

PROJ_NO: 05480	NSAMPLE	DR-SB-202-02-04			DR-SB-202-06-08			DR-SB-204-02-04			DR-SB-204-08-10		
SDG: 240-28436-1	LAB_ID	240-28436-1			240-28436-2			240-28436-3			240-28436-4		
FRACTION: OV	SAMP_DATE	8/27/2013			8/27/2013			8/27/2013			8/27/2013		
MEDIA: SOIL	QC_TYPE	NM			NM			NM			NM		
	UNITS	UG/KG			UG/KG			UG/KG			UG/KG		
	PCT_SOLIDS	85.2			93.8			87.4			84.5		
	DUP_OF												
PARAMETER		RESULT	VQL	QLCD	RESULT	VQL	QLCD	RESULT	VQL	QLCD	RESULT	VQL	QLCD
VINYL ACETATE		0.21	UR	C	0.2	UR	C	0.2	UR	C	0.22	UR	C
VINYL CHLORIDE		0.32	U		0.32	U		1	J	P	33		

PROJ_NO: 05480	NSAMPLE	DR-SB-205-06-08			DR-SB-205-10-12			DR-SB-206-04-06			DR-SB-206-08-10		
SDG: 240-28436-1	LAB_ID	240-28436-5			240-28436-6			240-28436-7			240-28436-8		
FRACTION: OV	SAMP_DATE	8/27/2013			8/27/2013			8/27/2013			8/27/2013		
MEDIA: SOIL	QC_TYPE	NM			NM			NM			NM		
	UNITS	UG/KG			UG/KG			UG/KG			UG/KG		
	PCT_SOLIDS	87.4			82.2			84.6			87.5		
	DUP_OF												
PARAMETER		RESULT	VQL	QLCD	RESULT	VQL	QLCD	RESULT	VQL	QLCD	RESULT	VQL	QLCD
VINYL ACETATE		0.23	UR	C	0.22	UR	C	0.19	UR	C	0.2	UR	C
VINYL CHLORIDE		1.5	J	P	0.6	J	P	0.61	J	P	1.1	J	P

PROJ_NO: 05480	NSAMPLE	DR-SB-207-02-04			DR-SB-207-10-12			DR-SB-208-04-06			DR-SB-208-08-10		
SDG: 240-28436-1	LAB_ID	240-28436-9			240-28436-10			240-28436-11			240-28436-12		
FRACTION: OV	SAMP_DATE	8/27/2013			8/27/2013			8/27/2013			8/27/2013		
MEDIA: SOIL	QC_TYPE	NM			NM			NM			NM		
	UNITS	UG/KG			UG/KG			UG/KG			UG/KG		
	PCT_SOLIDS	86.5			89.3			92.8			87.7		
	DUP_OF												
PARAMETER		RESULT	VQL	QLCD	RESULT	VQL	QLCD	RESULT	VQL	QLCD	RESULT	VQL	QLCD
VINYL ACETATE		0.22	UR	C	0.19	UR	C	0.2	UR	C	0.2	UR	C
VINYL CHLORIDE		0.34	U		4.6			0.31	U		0.31	U	

PROJ_NO: 05480	NSAMPLE	DR-SB-209-04-06			DR-SB-209-08-10			DR-SB-210-04-06			DR-SB-210-12-13		
SDG: 240-28436-1	LAB_ID	240-28436-13			240-28436-14			240-28436-15			240-28436-16		
FRACTION: OV	SAMP_DATE	8/27/2013			8/27/2013			8/27/2013			8/27/2013		
MEDIA: SOIL	QC_TYPE	NM			NM			NM			NM		
	UNITS	UG/KG			UG/KG			UG/KG			UG/KG		
	PCT_SOLIDS	89.7			86.2			89.5			88.2		
	DUP_OF												
PARAMETER		RESULT	VQL	QLCD	RESULT	VQL	QLCD	RESULT	VQL	QLCD	RESULT	VQL	QLCD
VINYL ACETATE		0.2	UR	C	0.2	UR	C	0.19	UR	C	0.21	UR	C
VINYL CHLORIDE		0.32	U		0.32	U		0.3	U		0.32	U	

PROJ_NO: 05480	NSAMPLE	DR-SB-211-04-06			DR-SB-211-08-10			DR-SB-212-04-06			DR-SB-212-11-13		
SDG: 240-28436-1	LAB_ID	240-28436-17			240-28436-18			240-28436-19			240-28436-20		
FRACTION: OV	SAMP_DATE	8/27/2013			8/27/2013			8/27/2013			8/27/2013		
MEDIA: SOIL	QC_TYPE	NM			NM			NM			NM		
	UNITS	UG/KG			UG/KG			UG/KG			UG/KG		
	PCT_SOLIDS	88.3			88.2			86.7			90.2		
	DUP_OF												
PARAMETER		RESULT	VQL	QLCD	RESULT	VQL	QLCD	RESULT	VQL	QLCD	RESULT	VQL	QLCD
VINYL ACETATE		0.2	UR	C	0.2	UR	C	0.2	UR	C	540	UR	C
VINYL CHLORIDE		0.32	J	P	0.32	U		2.5	J	P	420	U	

PROJ_NO: 05480	NSAMPLE	DR-SB-DUP01-0406		
SDG: 240-28436-1	LAB_ID	240-28436-22		
FRACTION: OV	SAMP_DATE	8/27/2013		
MEDIA: SOIL	QC_TYPE	NM		
	UNITS	UG/KG		
	PCT_SOLIDS	89.3		
	DUP_OF	DR-SB-210-04-06		
PARAMETER		RESULT	VQL	QLCD
VINYL ACETATE		0.21	UR	C
VINYL CHLORIDE		0.32	U	

PROJ_NO: 05480	NSAMPLE	TB-082713			TB-082713-2			TB-082713-3		
SDG: 240-28436-1	LAB_ID	240-28436-21			240-28436-23			240-28436-24		
FRACTION: OV	SAMP_DATE	8/27/2013			8/27/2013			8/27/2013		
MEDIA: WATER	QC_TYPE	NM			NM			NM		
	UNITS	UG/L			UG/L			UG/L		
	PCT_SOLIDS	0.0			0.0			0.0		
	DUP_OF									

PARAMETER	RESULT	VQL	QLCD	RESULT	VQL	QLCD	RESULT	VQL	QLCD
1,1,1,2-TETRACHLOROETHANE	0.23	U		0.23	U		0.23	U	
1,1,1-TRICHLOROETHANE	0.22	U		0.22	U		0.22	U	
1,1,2,2-TETRACHLOROETHANE	0.18	U		0.18	U		0.18	U	
1,1,2-TRICHLOROTRIFLUOROETHANE	0.28	U		0.28	U		0.28	U	
1,1-DICHLOROETHANE	0.15	U		0.15	U		0.15	U	
1,1-DICHLOROETHENE	0.19	U		0.19	U		0.19	U	
1,1-DICHLOROPROPENE	0.13	U		0.13	U		0.13	U	
1,2,3-TRICHLOROBENZENE	0.17	U		0.17	U		0.17	U	
1,2,3-TRICHLOROPROPANE	0.43	U		0.43	U		0.43	U	
1,2,3-TRIMETHYLBENZENE	0.0059	U		0.0059	U		0.0059	U	
1,2,4-TRICHLOROBENZENE	0.15	U		0.15	U		0.15	U	
1,2,4-TRIMETHYLBENZENE	0.12	U		0.12	U		0.12	U	
1,2-DIBROMO-3-CHLOROPROPANE	0.67	U		0.67	U		0.67	U	
1,2-DIBROMOETHANE	0.24	U		0.24	U		0.24	U	
1,2-DICHLOROBENZENE	0.13	U		0.13	U		0.13	U	
1,2-DICHLOROETHANE	0.22	U		0.22	U		0.22	U	
1,2-DICHLOROPROPANE	0.18	U		0.18	U		0.18	U	
1,3-DICHLOROBENZENE	0.14	U		0.14	U		0.14	U	
1,3-DICHLOROPROPANE	0.16	U		0.16	U		0.16	U	
1,4-DICHLOROBENZENE	0.13	U		0.13	U		0.13	U	
2,2-DICHLOROPROPANE	0.13	U		0.13	U		0.13	U	
2-BUTANONE	0.57	U		0.57	U		0.57	U	
2-CHLOROETHYL VINYL ETHER	0.99	U		0.99	UR	C	0.99	UR	C
2-CHLOROTOLUENE	0.11	U		0.11	U		0.11	U	
2-HEXANONE	0.41	U		0.41	U		0.41	U	
4-CHLOROTOLUENE	0.18	U		0.18	U		0.18	U	
4-ISOPROPYLTOLUENE	0.12	U		0.12	U		0.12	U	
4-METHYL-2-PENTANONE	0.32	U		0.32	U		0.32	U	
ACETONE	1.3	J	CP	1.1	U		1.1	U	
BENZENE	0.13	U		0.13	U		0.13	U	
BROMOBENZENE	0.13	U		0.13	U		0.13	U	
BROMOCHLOROMETHANE	0.29	U		0.29	U		0.29	U	
BROMODICHLOROMETHANE	0.15	U		0.15	U		0.15	U	
BROMOFORM	0.64	U		0.64	U		0.64	U	
BROMOMETHANE	0.41	U		0.41	U		0.41	U	

PROJ_NO: 05480	NSAMPLE	TB-082713			TB-082713-2			TB-082713-3		
SDG: 240-28436-1	LAB_ID	240-28436-21			240-28436-23			240-28436-24		
FRACTION: OV	SAMP_DATE	8/27/2013			8/27/2013			8/27/2013		
MEDIA: WATER	QC_TYPE	NM			NM			NM		
	UNITS	UG/L			UG/L			UG/L		
	PCT_SOLIDS	0.0			0.0			0.0		
	DUP_OF									
PARAMETER		RESULT	VQL	QLCD	RESULT	VQL	QLCD	RESULT	VQL	QLCD
CARBON DISULFIDE		0.13	U		0.13	U		0.13	U	
CARBON TETRACHLORIDE		0.13	UJ	C	0.13	U		0.13	U	
CHLOROBENZENE		0.15	U		0.15	U		0.15	U	
CHLORODIBROMOMETHANE		0.18	U		0.18	U		0.18	U	
CHLOROETHANE		0.29	U		0.29	U		0.29	U	
CHLOROFORM		0.16	U		0.16	U		0.16	U	
CHLOROMETHANE		0.3	U		0.3	U		0.3	U	
CIS-1,2-DICHLOROETHENE		0.17	U		0.17	U		0.17	U	
CIS-1,3-DICHLOROPROPENE		0.14	U		0.14	U		0.14	U	
DIBROMOMETHANE		0.28	U		0.28	U		0.28	U	
DICHLORODIFLUOROMETHANE		0.31	U		0.31	U		0.31	U	
DIISOPROPYL ETHER		1.5	U		1.5	U		1.5	U	
ETHYL TERT-BUTYL ETHER		0.11	U		0.11	U		0.11	U	
ETHYLBENZENE		0.17	U		0.17	U		0.17	U	
HEXACHLOROBUTADIENE		0.3	U		0.3	U		0.3	U	
ISOPROPYLBENZENE		0.13	U		0.13	U		0.13	U	
M+P-XYLENES		0.24	U		0.24	U		0.24	U	
METHYL TERT-BUTYL ETHER		0.17	U		0.17	U		0.17	U	
METHYLENE CHLORIDE		0.33	U		0.33	U		0.33	U	
NAPHTHALENE		0.24	U		0.24	U		0.24	U	
N-BUTYLBENZENE		0.12	U		0.12	U		0.12	U	
N-PROPYLBENZENE		0.14	U		0.14	U		0.14	U	
O-XYLENE		0.14	U		0.14	U		0.14	U	
SEC-BUTYLBENZENE		0.13	U		0.13	U		0.13	U	
STYRENE		0.11	U		0.11	U		0.11	U	
TERT-AMYL METHYL ETHER		0.067	U		0.067	U		0.067	U	
TERT-BUTYLBENZENE		0.13	U		0.13	U		0.13	U	
TERTIARY-BUTYL ALCOHOL		3.9	UR	C	3.9	U		3.9	U	
TETRACHLOROETHENE		0.29	U		0.29	U		0.29	U	
TOLUENE		0.13	U		0.13	U		0.13	U	
TOTAL XYLENES		0.14	U		0.14	U		0.14	U	
TRANS-1,2-DICHLOROETHENE		0.19	U		0.19	U		0.19	U	
TRANS-1,3-DICHLOROPROPENE		0.19	U		0.19	U		0.19	U	
TRICHLOROETHENE		0.17	U		0.17	U		0.17	U	
TRICHLOROFLUOROMETHANE		0.21	U		0.21	U		0.21	U	

PROJ_NO: 05480	NSAMPLE	TB-082713			TB-082713-2			TB-082713-3		
SDG: 240-28436-1	LAB_ID	240-28436-21			240-28436-23			240-28436-24		
FRACTION: OV	SAMP_DATE	8/27/2013			8/27/2013			8/27/2013		
MEDIA: WATER	QC_TYPE	NM			NM			NM		
	UNITS	UG/L			UG/L			UG/L		
	PCT_SOLIDS	0.0			0.0			0.0		
	DUP_OF									
PARAMETER		RESULT	VQL	QLCD	RESULT	VQL	QLCD	RESULT	VQL	QLCD
VINYL ACETATE		0.19	UR	C	0.19	U		0.19	U	
VINYL CHLORIDE		0.22	U		0.22	U		0.22	U	

PROJ_NO: 05480	NSAMPLE	DR-SB-202-02-04			DR-SB-202-06-08			DR-SB-204-02-04			DR-SB-204-08-10		
SDG: 240-28436-1	LAB_ID	240-28436-1			240-28436-2			240-28436-3			240-28436-4		
FRACTION: OS	SAMP_DATE	8/27/2013			8/27/2013			8/27/2013			8/27/2013		
MEDIA: SOIL	QC_TYPE	NM			NM			NM			NM		
	UNITS	UG/KG			UG/KG			UG/KG			UG/KG		
	PCT_SOLIDS	85.2			93.8			87.4			84.5		
	DUP_OF												
PARAMETER		RESULT	VQL	QLCD	RESULT	VQL	QLCD	RESULT	VQL	QLCD	RESULT	VQL	QLCD
1,1-BIPHENYL		4.2	U		3.8	U		4.1	U		4.2	U	
2,2'-OXYBIS(1-CHLOROPROPANE)		11	U		10	U		11	U		11	U	
2,4,5-TRICHLOROPHENOL		30	U		27	U		29	U		30	U	
2,4,6-TRICHLOROPHENOL		11	U		9.6	U		10	U		11	U	
2,4-DICHLOROPHENOL		24	U		22	U		23	U		24	U	
2,4-DIMETHYLPHENOL		24	U		22	U		23	U		24	U	
2,4-DINITROPHENOL		25	U		23	U		24	U		25	U	
2,4-DINITROTOLUENE		20	U		18	U		20	U		20	U	
2,6-DINITROTOLUENE		25	U		23	U		24	U		25	U	
2-CHLORONAPHTHALENE		0.53	U		0.49	U		0.52	U		0.53	U	
2-CHLOROPHENOL		9.7	U		8.9	U		9.5	U		9.7	U	
2-METHYLNAPHTHALENE		6.2	J	P	0.54	U		8.5			0.59	U	
2-METHYLPHENOL		13	U		12	U		13	U		13	U	
2-NITROANILINE		11	U		9.9	U		11	U		11	U	
2-NITROPHENOL		9.9	U		9	U		9.6	U		9.9	U	
3&4-METHYLPHENOL		24	U		22	U		23	U		24	U	
3,3'-DICHLOROBENZIDINE		21	U		20	U		21	U		21	U	
3-NITROANILINE		19	U		17	U		19	U		19	U	
4,6-DINITRO-2-METHYLPHENOL		11	U		10	U		11	U		11	U	
4-BROMOPHENYL PHENYL ETHER		15	U		14	U		15	U		15	U	
4-CHLORO-3-METHYLPHENOL		25	U		23	U		24	U		25	U	
4-CHLOROANILINE		20	U		18	U		20	U		20	U	
4-CHLOROPHENYL PHENYL ETHER		15	U		14	U		15	U		15	U	
4-NITROANILINE		31	U		28	U		30	U		31	U	
4-NITROPHENOL		20	U		18	U		20	U		20	U	
ACENAPHTHENE		0.9	U		0.82	U		9.6			0.9	U	
ACENAPHTHYLENE		0.42	U		0.38	U		33			0.42	U	
ACETOPHENONE		11	U		10	U		11	U		11	U	
ANTHRACENE		0.93	U		0.85	U		22			0.93	U	
ATRAZINE		11	U		9.9	U		11	U		11	U	
BENZALDEHYDE		14	U		13	U		14	U		14	U	
BENZO(A)ANTHRACENE		0.75	U		19			93			0.75	U	
BENZO(A)PYRENE		0.76	U		20			120			0.76	U	
BENZO(B)FLUORANTHENE		7.4	J	P	32			150			5.3	J	P
BENZO(G,H,I)PERYLENE		0.42	U		17			100			0.42	U	
BENZO(K)FLUORANTHENE		0.81	U		10			55			0.81	U	

PROJ_NO: 05480	NSAMPLE	DR-SB-205-06-08			DR-SB-205-10-12			DR-SB-206-04-06			DR-SB-206-08-10		
SDG: 240-28436-1	LAB_ID	240-28436-5			240-28436-6			240-28436-7			240-28436-8		
FRACTION: OS	SAMP_DATE	8/27/2013			8/27/2013			8/27/2013			8/27/2013		
MEDIA: SOIL	QC_TYPE	NM			NM			NM			NM		
	UNITS	UG/KG			UG/KG			UG/KG			UG/KG		
	PCT_SOLIDS	87.4			82.2			84.6			87.5		
	DUP_OF												
PARAMETER	RESULT	VQL	QLCD	RESULT	VQL	QLCD	RESULT	VQL	QLCD	RESULT	VQL	QLCD
1,1-BIPHENYL	4	U		4.3	U		4.1	U		27	J	P
2,2'-OXYBIS(1-CHLOROPROPANE)	11	U		12	U		11	U		22	U	
2,4,5-TRICHLOROPHENOL	29	U		31	U		29	U		57	U	
2,4,6-TRICHLOROPHENOL	10	U		11	U		10	U		20	U	
2,4-DICHLOROPHENOL	23	U		25	U		24	U		45	U	
2,4-DIMETHYLPHENOL	23	U		25	U		24	U		45	U	
2,4-DINITROPHENOL	24	U		26	U		25	U		48	U	
2,4-DINITROTOLUENE	19	U		21	U		20	U		39	U	
2,6-DINITROTOLUENE	24	U		26	U		25	U		48	U	
2-CHLORONAPHTHALENE	0.51	U		0.56	U		0.53	U		1	U	
2-CHLOROPHENOL	9.3	U		10	U		9.7	U		19	U	
2-METHYLNAPHTHALENE	16			0.62	U		0.59	U		93		
2-METHYLPHENOL	13	U		14	U		13	U		25	U	
2-NITROANILINE	10	U		11	U		11	U		21	U	
2-NITROPHENOL	9.5	U		10	U		9.8	U		19	U	
3&4-METHYLPHENOL	23	U		25	U		24	U		45	U	
3,3'-DICHLOROBENZIDINE	21	U		22	U		21	U		41	U	
3-NITROANILINE	18	U		20	U		19	U		36	U	
4,6-DINITRO-2-METHYLPHENOL	10	U		11	U		11	U		21	U	
4-BROMOPHENYL PHENYL ETHER	15	U		16	U		15	U		29	U	
4-CHLORO-3-METHYLPHENOL	24	U		26	U		25	U		48	U	
4-CHLOROANILINE	19	U		21	U		20	U		39	U	
4-CHLOROPHENYL PHENYL ETHER	15	U		16	U		15	U		29	U	
4-NITROANILINE	30	U		32	U		31	U		59	U	
4-NITROPHENOL	19	U		21	U		20	U		39	U	
ACENAPHTHENE	37			0.94	U		0.89	U		260		
ACENAPHTHYLENE	19			0.43	U		0.41	U		50		
ACETOPHENONE	10	U		11	U		11	U		21	U	
ANTHRACENE	43			0.96	U		0.92	U		520		
ATRAZINE	10	U		11	U		11	U		21	U	
BENZALDEHYDE	14	U		15	U		14	U		27	U	
BENZO(A)ANTHRACENE	120			0.78	U		18			500		
BENZO(A)PYRENE	130			0.79	U		16			420		
BENZO(B)FLUORANTHENE	150			0.73	U		21			470		
BENZO(G,H,I)PERYLENE	85			0.43	U		11			210		
BENZO(K)FLUORANTHENE	52			0.84	U		6.9	J	P	140		

PROJ_NO: 05480	NSAMPLE	DR-SB-207-02-04			DR-SB-207-10-12			DR-SB-208-04-06			DR-SB-208-08-10		
SDG: 240-28436-1	LAB_ID	240-28436-9			240-28436-10			240-28436-11			240-28436-12		
FRACTION: OS	SAMP_DATE	8/27/2013			8/27/2013			8/27/2013			8/27/2013		
MEDIA: SOIL	QC_TYPE	NM			NM			NM			NM		
	UNITS	UG/KG			UG/KG			UG/KG			UG/KG		
	PCT_SOLIDS	86.5			89.3			92.8			87.7		
	DUP_OF												
PARAMETER	RESULT	VQL	QLCD	RESULT	VQL	QLCD	RESULT	VQL	QLCD	RESULT	VQL	QLCD
1,1-BIPHENYL	4.7	J	P	19	J	P	6.6	J	P	4	U	
2,2'-OXYBIS(1-CHLOROPROPANE)	11	U		11	U		10	U		11	U	
2,4,5-TRICHLOROPHENOL	28	U		28	U		27	U		29	U	
2,4,6-TRICHLOROPHENOL	10	U		9.9	U		9.6	U		10	U	
2,4-DICHLOROPHENOL	23	U		22	U		22	U		23	U	
2,4-DIMETHYLPHENOL	23	U		22	U		22	U		23	U	
2,4-DINITROPHENOL	24	U		23	U		23	U		24	U	
2,4-DINITROTOLUENE	19	U		19	U		18	U		19	U	
2,6-DINITROTOLUENE	24	U		23	U		23	U		24	U	
2-CHLORONAPHTHALENE	0.51	U		0.5	U		0.49	U		0.52	U	
2-CHLOROPHENOL	9.3	U		9.1	U		8.9	U		9.4	U	
2-METHYLNAPHTHALENE	26			91			96			4	J	P
2-METHYLPHENOL	13	U		12	U		12	U		13	U	
2-NITROANILINE	10	U		10	U		9.8	U		10	U	
2-NITROPHENOL	9.4	U		9.2	U		9	U		9.5	U	
3&4-METHYLPHENOL	23	U		22	U		22	U		23	U	
3,3'-DICHLOROBENZIDINE	20	U		20	U		19	U		21	U	
3-NITROANILINE	18	U		18	U		17	U		18	U	
4,6-DINITRO-2-METHYLPHENOL	10	U		10	U		9.9	U		11	U	
4-BROMOPHENYL PHENYL ETHER	15	U		14	U		14	U		15	U	
4-CHLORO-3-METHYLPHENOL	24	U		23	U		23	U		24	U	
4-CHLOROANILINE	19	U		19	U		18	U		19	U	
4-CHLOROPHENYL PHENYL ETHER	15	U		14	U		14	U		15	U	
4-NITROANILINE	30	U		29	U		28	U		30	U	
4-NITROPHENOL	19	U		19	U		18	U		19	U	
ACENAPHTHENE	74			100			170			6.1	J	P
ACENAPHTHYLENE	8.2			9.9			23			0.4	U	
ACETOPHENONE	10	U		10	U		9.9	U		11	U	
ANTHRACENE	160			180			270			13		
ATRAZINE	10	U		10	U		9.8	U		10	U	
BENZALDEHYDE	14	UL	E	13	UL	E	13	UL	E	14	UL	E
BENZO(A)ANTHRACENE	350			150			200			23		
BENZO(A)PYRENE	310			94			160			20		
BENZO(B)FLUORANTHENE	390			110			160			21		
BENZO(G,H,I)PERYLENE	200			58			110			14		
BENZO(K)FLUORANTHENE	130			35			65			9.2		

PROJ_NO: 05480	NSAMPLE	DR-SB-209-04-06			DR-SB-209-08-10			DR-SB-210-04-06			DR-SB-210-12-13		
SDG: 240-28436-1	LAB_ID	240-28436-13			240-28436-14			240-28436-15			240-28436-16		
FRACTION: OS	SAMP_DATE	8/27/2013			8/27/2013			8/27/2013			8/27/2013		
MEDIA: SOIL	QC_TYPE	NM			NM			NM			NM		
	UNITS	UG/KG			UG/KG			UG/KG			UG/KG		
	PCT_SOLIDS	89.7			86.2			89.5			88.2		
	DUP_OF												
PARAMETER	RESULT	VQL	QLCD	RESULT	VQL	QLCD	RESULT	VQL	QLCD	RESULT	VQL	QLCD
1,1-BIPHENYL	3.9	U		4	U		3.9	U		3.9	J	P
2,2'-OXYBIS(1-CHLOROPROPANE)	11	U		11	U		11	U		11	U	
2,4,5-TRICHLOROPHENOL	28	U		29	U		28	U		28	U	
2,4,6-TRICHLOROPHENOL	9.9	U		10	U		10	U		10	U	
2,4-DICHLOROPHENOL	22	U		23	U		22	U		23	U	
2,4-DIMETHYLPHENOL	22	U		23	U		22	U		23	U	
2,4-DINITROPHENOL	23	U		24	U		24	U		24	U	
2,4-DINITROTOLUENE	19	U		19	U		19	U		19	U	
2,6-DINITROTOLUENE	23	U		24	U		24	U		24	U	
2-CHLORONAPHTHALENE	0.5	U		0.51	U		0.51	U		0.51	U	
2-CHLOROPHENOL	9.1	U		9.4	U		9.2	U		9.3	U	
2-METHYLNAPHTHALENE	0.56	U		7.1	J	P	3.9	J	P	13		
2-METHYLPHENOL	12	U		13	U		12	U		12	U	
2-NITROANILINE	10	U		10	U		10	U		10	U	
2-NITROPHENOL	9.2	U		9.5	U		9.3	U		9.4	U	
3&4-METHYLPHENOL	22	U		23	U		22	U		23	U	
3,3'-DICHLOROBENZIDINE	20	U		21	U		20	U		20	U	
3-NITROANILINE	18	U		18	U		18	U		18	U	
4,6-DINITRO-2-METHYLPHENOL	10	U		11	U		10	U		10	U	
4-BROMOPHENYL PHENYL ETHER	14	U		15	U		15	U		15	U	
4-CHLORO-3-METHYLPHENOL	23	U		24	U		24	U		24	U	
4-CHLOROANILINE	19	U		19	U		19	U		19	U	
4-CHLOROPHENYL PHENYL ETHER	14	U		15	U		15	U		15	U	
4-NITROANILINE	29	U		30	U		29	U		29	U	
4-NITROPHENOL	19	U		19	U		19	U		19	U	
ACENAPHTHENE	0.85	U		17			6.3	J	P	0.86	U	
ACENAPHTHYLENE	0.39	U		5.6	J	P	0.39	U		6.6	J	P
ACETOPHENONE	10	U		11	U		10	U		10	U	
ANTHRACENE	0.87	U		41			10			6.9	J	P
ATRAZINE	10	U		10	U		10	U		10	U	
BENZALDEHYDE	13	UL	E	14	UL	E	13	UL	E	14	UL	E
BENZO(A)ANTHRACENE	0.7	U		60			43	J	G	20		
BENZO(A)PYRENE	0.71	U		54			35	J	G	22		
BENZO(B)FLUORANTHENE	5.2	J	P	68			45	J	G	31		
BENZO(G,H,I)PERYLENE	0.39	U		40			22	J	G	24		
BENZO(K)FLUORANTHENE	0.76	U		15			16	J	G	11		

PROJ_NO: 05480	NSAMPLE	DR-SB-211-04-06			DR-SB-211-08-10			DR-SB-212-04-06			DR-SB-212-11-13		
SDG: 240-28436-1	LAB_ID	240-28436-17			240-28436-18			240-28436-19			240-28436-20		
FRACTION: OS	SAMP_DATE	8/27/2013			8/27/2013			8/27/2013			8/27/2013		
MEDIA: SOIL	QC_TYPE	NM			NM			NM			NM		
	UNITS	UG/KG			UG/KG			UG/KG			UG/KG		
	PCT_SOLIDS	88.3			88.2			86.7			90.2		
	DUP_OF												
PARAMETER	RESULT	VQL	QLCD	RESULT	VQL	QLCD	RESULT	VQL	QLCD	RESULT	VQL	QLCD
1,1-BIPHENYL	3.9	U		3.9	U		4	U		3.9	U	
2,2'-OXYBIS(1-CHLOROPROPANE)	11	U		11	U		11	U		10	U	
2,4,5-TRICHLOROPHENOL	28	U		28	U		29	U		28	U	
2,4,6-TRICHLOROPHENOL	9.9	U		10	U		10	U		9.8	U	
2,4-DICHLOROPHENOL	22	U		22	U		23	U		22	U	
2,4-DIMETHYLPHENOL	22	U		22	U		23	U		22	U	
2,4-DINITROPHENOL	23	U		23	U		24	U		23	U	
2,4-DINITROTOLUENE	19	U		19	U		20	U		19	U	
2,6-DINITROTOLUENE	23	U		23	U		24	U		23	U	
2-CHLORONAPHTHALENE	0.5	U		0.5	U		0.52	U		0.5	U	
2-CHLOROPHENOL	9.2	U		9.2	U		9.5	U		9	U	
2-METHYLNAPHTHALENE	8			0.56	U		4	J	P	7	J	P
2-METHYLPHENOL	12	U		12	U		13	U		12	U	
2-NITROANILINE	10	U		10	U		10	U		10	U	
2-NITROPHENOL	9.3	U		9.3	U		9.6	U		9.2	U	
3&4-METHYLPHENOL	22	U		22	U		23	U		22	U	
3,3'-DICHLOROBENZIDINE	20	U		20	U		21	U		20	U	
3-NITROANILINE	18	U		18	U		18	U		18	U	
4,6-DINITRO-2-METHYLPHENOL	10	U		10	U		11	U		10	U	
4-BROMOPHENYL PHENYL ETHER	15	U		15	U		15	U		14	U	
4-CHLORO-3-METHYLPHENOL	23	U		23	U		24	U		23	U	
4-CHLOROANILINE	19	U		19	U		20	U		19	U	
4-CHLOROPHENYL PHENYL ETHER	15	U		15	U		15	U		14	U	
4-NITROANILINE	29	U		29	U		30	U		29	U	
4-NITROPHENOL	19	U		19	U		20	U		19	U	
ACENAPHTHENE	14			0.85	U		0.88	U		9.6		
ACENAPHTHYLENE	3.8	J	P	0.39	U		0.4	U		0.39	U	
ACETOPHENONE	10	U		10	U		11	U		14	J	P
ANTHRACENE	87			0.87	U		0.9	U		22		
ATRAZINE	10	U		10	U		10	U		10	U	
BENZALDEHYDE	13	UL	E	13	UL	E	14	UL	E	13	UL	E
BENZO(A)ANTHRACENE	480			0.7	U		14			130		
BENZO(A)PYRENE	430			0.72	U		16			120		
BENZO(B)FLUORANTHENE	590			5.2	J	P	23			190		
BENZO(G,H,I)PERYLENE	290			0.39	U		14			93		
BENZO(K)FLUORANTHENE	230			0.76	U		6.1	J	P	82		

PROJ_NO: 05480	NSAMPLE	DR-SB-DUP01-0406		
SDG: 240-28436-1	LAB_ID	240-28436-22		
FRACTION: OS	SAMP_DATE	8/27/2013		
MEDIA: SOIL	QC_TYPE	NM		
	UNITS	UG/KG		
	PCT_SOLIDS	89.3		
	DUP_OF	DR-SB-210-04-06		
PARAMETER		RESULT	VQL	QLCD
1,1-BIPHENYL		3.9	U	
2,2'-OXYBIS(1-CHLOROPROPANE)		11	U	
2,4,5-TRICHLOROPHENOL		28	U	
2,4,6-TRICHLOROPHENOL		9.8	U	
2,4-DICHLOROPHENOL		22	U	
2,4-DIMETHYLPHENOL		22	U	
2,4-DINITROPHENOL		23	U	
2,4-DINITROTOLUENE		19	U	
2,6-DINITROTOLUENE		23	U	
2-CHLORONAPHTHALENE		0.5	U	
2-CHLOROPHENOL		9.1	U	
2-METHYLNAPHTHALENE		0.55	U	
2-METHYLPHENOL		12	U	
2-NITROANILINE		10	U	
2-NITROPHENOL		9.2	U	
3&4-METHYLPHENOL		22	U	
3,3'-DICHLOROBENZIDINE		20	U	
3-NITROANILINE		18	U	
4,6-DINITRO-2-METHYLPHENOL		10	U	
4-BROMOPHENYL PHENYL ETHER		14	U	
4-CHLORO-3-METHYLPHENOL		23	U	
4-CHLOROANILINE		19	U	
4-CHLOROPHENYL PHENYL ETHER		14	U	
4-NITROANILINE		29	U	
4-NITROPHENOL		19	U	
ACENAPHTHENE		9		
ACENAPHTHYLENE		0.39	U	
ACETOPHENONE		10	U	
ANTHRACENE		13		
ATRAZINE		10	U	
BENZALDEHYDE		13	UL	E
BENZO(A)ANTHRACENE		14	J	G
BENZO(A)PYRENE		13	J	G
BENZO(B)FLUORANTHENE		16	J	G
BENZO(G,H,I)PERYLENE		8.6	J	G
BENZO(K)FLUORANTHENE		5.8	J	GP

PROJ_NO: 05480	NSAMPLE	DR-SB-202-02-04			DR-SB-202-06-08			DR-SB-204-02-04			DR-SB-204-08-10		
SDG: 240-28436-1	LAB_ID	240-28436-1			240-28436-2			240-28436-3			240-28436-4		
FRACTION: OS	SAMP_DATE	8/27/2013			8/27/2013			8/27/2013			8/27/2013		
MEDIA: SOIL	QC_TYPE	NM			NM			NM			NM		
	UNITS	UG/KG			UG/KG			UG/KG			UG/KG		
	PCT_SOLIDS	85.2			93.8			87.4			84.5		
	DUP_OF												
PARAMETER		RESULT	VQL	QLCD	RESULT	VQL	QLCD	RESULT	VQL	QLCD	RESULT	VQL	QLCD
BIS(2-CHLOROETHOXY)METHANE		26	U		24	U		26	U		26	U	
BIS(2-CHLOROETHYL)ETHER		2.4	U		2.2	U		2.3	U		2.4	U	
BIS(2-ETHYLHEXYL)PHTHALATE		25	J	P	47	J	P	22	U		23	U	
BUTYL BENZYL PHTHALATE		12	U		11	U		12	U		12	U	
CAPROLACTAM		44	U		40	U		43	U		44	U	
CARBAZOLE		32	U		29	U		31	U		32	U	
CHRYSENE		1.3	U		30			110			1.3	U	
DIBENZO(A,H)ANTHRACENE		0.78	U		0.72	U		29			0.78	U	
DIBENZOFURAN		0.78	U		0.72	U		10	J	P	0.78	U	
DIETHYL PHTHALATE		19	U		17	U		19	U		19	U	
DIMETHYL PHTHALATE		20	U		18	U		20	U		20	U	
DI-N-BUTYL PHTHALATE		18	U		16	U		17	U		18	U	
DI-N-OCTYL PHTHALATE		9.4	U		8.6	U		9.2	U		9.4	U	
FLUORANTHENE		5.4	J	P	65			120			7.7	J	P
FLUORENE		0.63	U		0.57	U		13			0.63	U	
HEXACHLOROBENZENE		2.5	U		2.3	U		2.4	U		2.5	U	
HEXACHLOROBUTADIENE		6.7	U		6.1	U		6.5	U		6.6	U	
HEXACHLOROCYCLOPENTADIENE		9.6	U		8.8	U		9.4	U		9.6	U	
HEXACHLOROETHANE		11	U		9.8	U		10	U		11	U	
INDENO(1,2,3-CD)PYRENE		0.42	U		14			84			0.42	U	
ISOPHORONE		15	U		14	U		15	U		15	U	
NAPHTHALENE		0.97	U		0.89	U		11			0.97	U	
NITROBENZENE		2.6	U		2.4	U		2.6	U		2.6	U	
N-NITROSODIMETHYLAMINE		19	U		17	U		19	U		19	U	
N-NITROSO-DI-N-PROPYLAMINE		7.5	U		6.8	U		7.3	U		7.5	U	
N-NITROSODIPHENYLAMINE		25	U		23	U		24	U		25	U	
PENTACHLOROPHENOL		11	U		9.9	U		11	U		11	U	
PHENANTHRENE		0.87	U		22			66			5	J	P
PHENOL		8.7	U		7.9	U		8.5	U		8.7	U	
PYRENE		4.7	J	P	48			110			6.9	J	P

PROJ_NO: 05480	NSAMPLE	DR-SB-205-06-08			DR-SB-205-10-12			DR-SB-206-04-06			DR-SB-206-08-10		
SDG: 240-28436-1	LAB_ID	240-28436-5			240-28436-6			240-28436-7			240-28436-8		
FRACTION: OS	SAMP_DATE	8/27/2013			8/27/2013			8/27/2013			8/27/2013		
MEDIA: SOIL	QC_TYPE	NM			NM			NM			NM		
	UNITS	UG/KG			UG/KG			UG/KG			UG/KG		
	PCT_SOLIDS	87.4			82.2			84.6			87.5		
	DUP_OF												
PARAMETER		RESULT	VQL	QLCD	RESULT	VQL	QLCD	RESULT	VQL	QLCD	RESULT	VQL	QLCD
BIS(2-CHLOROETHOXY)METHANE		25	U		27	U		26	U		50	U	
BIS(2-CHLOROETHYL)ETHER		2.3	U		2.5	U		2.4	U		4.5	U	
BIS(2-ETHYLHEXYL)PHTHALATE		22	U		61	J	P	22	U		43	U	
BUTYL BENZYL PHTHALATE		11	U		12	U		12	U		23	U	
CAPROLACTAM		42	U		46	U		44	U		84	U	
CARBAZOLE		31	U		33	U		32	U		61	U	
CHRYSENE		140			1.4	U		19			610		
DIBENZO(A,H)ANTHRACENE		26			0.82	U		0.78	U		59		
DIBENZOFURAN		14	J	P	0.82	U		0.78	U		120		
DIETHYL PHTHALATE		18	U		20	U		19	U		36	U	
DIMETHYL PHTHALATE		19	U		21	U		20	U		39	U	
DI-N-BUTYL PHTHALATE		17	U		19	U		18	U		34	U	
DI-N-OCTYL PHTHALATE		9	U		9.8	U		9.3	U		18	U	
FLUORANTHENE		230			0.68	U		33			1400		
FLUORENE		31			0.65	U		0.62	U		560		
HEXACHLOROBENZENE		2.4	U		2.6	U		2.5	U		4.8	U	
HEXACHLOROBUTADIENE		6.4	U		6.9	U		6.6	U		13	U	
HEXACHLOROCYCLOPENTADIENE		9.2	U		10	U		9.5	U		18	U	
HEXACHLOROETHANE		10	U		11	U		11	U		20	U	
INDENO(1,2,3-CD)PYRENE		66			0.43	U		10			180		
ISOPHORONE		15	U		16	U		15	U		29	U	
NAPHTHALENE		21			1	U		0.97	U		180		
NITROBENZENE		2.5	U		2.7	U		2.6	U		5	U	
N-NITROSODIMETHYLAMINE		18	U		20	U		19	U		36	U	
N-NITROSO-DI-N-PROPYLAMINE		7.2	U		7.8	U		7.4	U		14	U	
N-NITROSODIPHENYLAMINE		24	U		26	U		25	U		48	U	
PENTACHLOROPHENOL		10	U		11	U		11	U		21	U	
PHENANTHRENE		170			0.9	U		15			2200		
PHENOL		8.3	U		9	U		8.6	U		17	U	
PYRENE		220			0.54	U		33			1400		

PROJ_NO: 05480	NSAMPLE	DR-SB-207-02-04			DR-SB-207-10-12			DR-SB-208-04-06			DR-SB-208-08-10		
SDG: 240-28436-1	LAB_ID	240-28436-9			240-28436-10			240-28436-11			240-28436-12		
FRACTION: OS	SAMP_DATE	8/27/2013			8/27/2013			8/27/2013			8/27/2013		
MEDIA: SOIL	QC_TYPE	NM			NM			NM			NM		
	UNITS	UG/KG			UG/KG			UG/KG			UG/KG		
	PCT_SOLIDS	86.5			89.3			92.8			87.7		
	DUP_OF												
PARAMETER		RESULT	VQL	QLCD	RESULT	VQL	QLCD	RESULT	VQL	QLCD	RESULT	VQL	QLCD
BIS(2-CHLOROETHOXY)METHANE		25	U		24	U		24	U		25	U	
BIS(2-CHLOROETHYL)ETHER		2.3	U		2.2	U		2.2	U		2.3	U	
BIS(2-ETHYLHEXYL)PHTHALATE		29	B	A	25	B	A	36	B	A	29	B	A
BUTYL BENZYL PHTHALATE		11	U		11	U		11	U		11	U	
CAPROLACTAM		42	U		41	U		40	U		42	U	
CARBAZOLE		31	U		33	J	P	29	U		31	U	
CHRYSENE		370			170			220			27		
DIBENZO(A,H)ANTHRACENE		54			14			23			0.76	U	
DIBENZOFURAN		34	J	P	51	J	P	71			0.76	U	
DIETHYL PHTHALATE		18	U		18	U		17	U		47	B	A
DIMETHYL PHTHALATE		19	U		19	U		18	U		19	U	
DI-N-BUTYL PHTHALATE		29	B	A	33	B	A	24	B	A	35	B	A
DI-N-OCTYL PHTHALATE		9	U		8.8	U		8.5	U		9.1	U	
FLUORANTHENE		800			470			570			58		
FLUORENE		100			200			340			13		
HEXACHLOROBENZENE		2.4	U		2.3	U		2.3	U		2.4	U	
HEXACHLOROBUTADIENE		6.4	U		6.2	U		6	U		6.4	U	
HEXACHLOROCYCLOPENTADIENE		9.2	U		9	U		8.7	U		9.3	U	
HEXACHLOROETHANE		10	U		10	U		9.7	U		10	U	
INDENO(1,2,3-CD)PYRENE		180			48			82			9.9		
ISOPHORONE		15	U		14	U		14	U		15	U	
NAPHTHALENE		71			76			89			0.94	U	
NITROBENZENE		2.5	U		2.4	U		2.4	U		2.5	U	
N-NITROSODIMETHYLAMINE		18	U		18	U		17	U		18	U	
N-NITROSO-DI-N-PROPYLAMINE		7.2	U		7	U		6.8	U		7.2	U	
N-NITROSODIPHENYLAMINE		24	U		23	U		23	U		24	U	
PENTACHLOROPHENOL		10	U		10	U		9.8	U		10	U	
PHENANTHRENE		540			790			1300			84		
PHENOL		8.3	U		8.1	U		7.9	U		8.4	U	
PYRENE		680			510			640			66		

PROJ_NO: 05480 SDG: 240-28436-1 FRACTION: OS MEDIA: SOIL	NSAMPLE	DR-SB-209-04-06			DR-SB-209-08-10			DR-SB-210-04-06			DR-SB-210-12-13		
	LAB_ID	240-28436-13			240-28436-14			240-28436-15			240-28436-16		
	SAMP_DATE	8/27/2013			8/27/2013			8/27/2013			8/27/2013		
	QC_TYPE	NM			NM			NM			NM		
	UNITS	UG/KG			UG/KG			UG/KG			UG/KG		
	PCT_SOLIDS	89.7			86.2			89.5			88.2		
	DUP_OF												
PARAMETER		RESULT	VQL	QLCD	RESULT	VQL	QLCD	RESULT	VQL	QLCD	RESULT	VQL	QLCD
BIS(2-CHLOROETHOXY)METHANE		24	U		25	U		25	U		25	U	
BIS(2-CHLOROETHYL)ETHER		2.2	U		2.3	U		2.2	U		2.3	U	
BIS(2-ETHYLHEXYL)PHTHALATE		24	B	A	33	B	A	23	B	A	30	B	A
BUTYL BENZYL PHTHALATE		11	U		11	U		11	U		11	U	
CAPROLACTAM		41	U		42	U		42	U		42	U	
CARBAZOLE		30	U		31	U		30	U		30	U	
CHRYSENE		1.2	U		69			43	J	G	22		
DIBENZO(A,H)ANTHRACENE		0.73	U		10			7.2	J	P	0.74	U	
DIBENZOFURAN		0.73	U		7.8	J	P	0.74	U		0.74	U	
DIETHYL PHTHALATE		41	B	A	18	U		18	U		41	B	A
DIMETHYL PHTHALATE		19	U		19	U		19	U		19	U	
DI-N-BUTYL PHTHALATE		27	B	A	44	B	A	24	B	A	34	B	A
DI-N-OCTYL PHTHALATE		8.8	U		9	U		8.9	U		8.9	U	
FLUORANTHENE		7	J	P	130			56	J	G	36		
FLUORENE		0.59	U		38			10	J	G	0.6	U	
HEXACHLOROBENZENE		2.3	U		2.4	U		2.4	U		2.4	U	
HEXACHLOROBUTADIENE		6.2	U		6.4	U		6.3	U		6.3	U	
HEXACHLOROCYCLOPENTADIENE		9	U		9.2	U		9.1	U		9.1	U	
HEXACHLOROETHANE		10	U		10	U		10	U		10	U	
INDENO(1,2,3-CD)PYRENE		0.39	U		31			20	J	G	20		
ISOPHORONE		14	U		15	U		15	U		15	U	
NAPHTHALENE		0.91	U		8.4			0.92	U		13		
NITROBENZENE		2.4	U		2.5	U		2.5	U		2.5	U	
N-NITROSODIMETHYLAMINE		18	U		18	U		18	U		18	U	
N-NITROSO-DI-N-PROPYLAMINE		7	U		7.2	U		7.1	U		7.1	U	
N-NITROSODIPHENYLAMINE		23	U		24	U		24	U		24	U	
PENTACHLOROPHENOL		10	U		10	U		10	U		10	U	
PHENANTHRENE		0.81	U		110			16			22		
PHENOL		8.1	U		8.3	U		8.2	U		8.2	U	
PYRENE		5.3	J	P	140			69	J	G	32		

PROJ_NO: 05480	NSAMPLE	DR-SB-211-04-06			DR-SB-211-08-10			DR-SB-212-04-06			DR-SB-212-11-13		
SDG: 240-28436-1	LAB_ID	240-28436-17			240-28436-18			240-28436-19			240-28436-20		
FRACTION: OS	SAMP_DATE	8/27/2013			8/27/2013			8/27/2013			8/27/2013		
MEDIA: SOIL	QC_TYPE	NM			NM			NM			NM		
	UNITS	UG/KG			UG/KG			UG/KG			UG/KG		
	PCT_SOLIDS	88.3			88.2			86.7			90.2		
	DUP_OF												
PARAMETER		RESULT	VQL	QLCD	RESULT	VQL	QLCD	RESULT	VQL	QLCD	RESULT	VQL	QLCD
BIS(2-CHLOROETHOXY)METHANE		25	U		25	U		25	U		24	U	
BIS(2-CHLOROETHYL)ETHER		2.2	U		2.2	U		2.3	U		2.2	U	
BIS(2-ETHYLHEXYL)PHTHALATE		27	B	A	24	B	A	25	B	A	21	U	
BUTYL BENZYL PHTHALATE		11	U		11	U		12	U		11	U	
CAPROLACTAM		41	U		41	U		43	U		41	U	
CARBAZOLE		30	U		30	U		31	U		30	U	
CHRYSENE		540			1.2	U		18			150		
DIBENZO(A,H)ANTHRACENE		84			0.74	U		0.76	U		25		
DIBENZOFURAN		4.7	J	P	0.74	U		0.76	U		5.8	J	P
DIETHYL PHTHALATE		18	U		32	B	A	33	B	A	33	B	A
DIMETHYL PHTHALATE		19	U		19	U		20	U		19	U	
DI-N-BUTYL PHTHALATE		23	B	A	20	B	A	27	B	A	71	B	A
DI-N-OCTYL PHTHALATE		8.8	U		8.8	U		9.1	U		8.7	U	
FLUORANTHENE		750			8.9			27			260		
FLUORENE		18			0.59	U		0.61	U		12		
HEXACHLOROBENZENE		2.3	U		2.3	U		2.4	U		2.3	U	
HEXACHLOROBUTADIENE		6.3	U		6.3	U		6.5	U		6.2	U	
HEXACHLOROCYCLOPENTADIENE		9	U		9.1	U		9.3	U		8.9	U	
HEXACHLOROETHANE		10	U		10	U		10	U		9.9	U	
INDENO(1,2,3-CD)PYRENE		250			0.39	U		11			76		
ISOPHORONE		15	U		15	U		15	U		14	U	
NAPHTHALENE		7.2	J	P	0.92	U		4.5	J	P	24		
NITROBENZENE		2.5	U		2.5	U		2.5	U		2.4	U	
N-NITROSODIMETHYLAMINE		18	U		18	U		18	U		18	U	
N-NITROSO-DI-N-PROPYLAMINE		7	U		7	U		7.3	U		7	U	
N-NITROSODIPHENYLAMINE		23	U		23	U		24	U		23	U	
PENTACHLOROPHENOL		10	U		10	U		10	U		10	U	
PHENANTHRENE		220			7.9			12			100		
PHENOL		8.1	U		8.2	U		8.4	U		8.1	U	
PYRENE		610			9			25			230		

PROJ_NO: 05480	NSAMPLE	DR-SB-DUP01-0406
SDG: 240-28436-1	LAB_ID	240-28436-22
FRACTION: OS	SAMP_DATE	8/27/2013
MEDIA: SOIL	QC_TYPE	NM
	UNITS	UG/KG
	PCT_SOLIDS	89.3
	DUP_OF	DR-SB-210-04-06

PARAMETER	RESULT	VQL	QLCD
BIS(2-CHLOROETHOXY)METHANE	24	U	
BIS(2-CHLOROETHYL)ETHER	2.2	U	
BIS(2-ETHYLHEXYL)PHTHALATE	21	U	
BUTYL BENZYL PHTHALATE	11	U	
CAPROLACTAM	41	U	
CARBAZOLE	30	U	
CHRYSENE	16	J	G
DIBENZO(A,H)ANTHRACENE	0.73	U	
DIBENZOFURAN	3.7	J	P
DIETHYL PHTHALATE	18	U	
DIMETHYL PHTHALATE	19	U	
DI-N-BUTYL PHTHALATE	19	B	A
DI-N-OCTYL PHTHALATE	8.7	U	
FLUORANTHENE	28	J	G
FLUORENE	17	J	G
HEXACHLOROBENZENE	2.3	U	
HEXACHLOROBUTADIENE	6.2	U	
HEXACHLOROCYCLOPENTADIENE	9	U	
HEXACHLOROETHANE	9.9	U	
INDENO(1,2,3-CD)PYRENE	8.2	J	G
ISOPHORONE	14	U	
NAPHTHALENE	0.91	U	
NITROBENZENE	2.4	U	
N-NITROSODIMETHYLAMINE	18	U	
N-NITROSO-DI-N-PROPYLAMINE	7	U	
N-NITROSODIPHENYLAMINE	23	U	
PENTACHLOROPHENOL	10	U	
PHENANTHRENE	10		
PHENOL	8.1	U	
PYRENE	30	J	G

PROJ_NO: 05480	NSAMPLE	DR-SB-202-02-04						DR-SB-202-06-08					
SDG: 240-28436-1	LAB_ID	240-28436-1						240-28436-2					
FRACTION: PET	SAMP_DATE	8/27/2013						8/27/2013					
MEDIA: SOIL	QC_TYPE	NM						NM					
	UNITS	MG/KG			UG/KG			MG/KG			UG/KG		
	PCT_SOLIDS	85.2			85.2			93.8			93.8		
	DUP_OF												
PARAMETER		RESULT	VQL	QLCD	RESULT	VQL	QLCD	RESULT	VQL	QLCD	RESULT	VQL	QLCD
TPH (C06-C10)					83	J	P				49	U	
TPH (C10-C32)		11	U					9.8	U				

PROJ_NO: 05480	NSAMPLE	DR-SB-204-02-04						DR-SB-204-08-10					
SDG: 240-28436-1	LAB_ID	240-28436-3						240-28436-4					
FRACTION: PET	SAMP_DATE	8/27/2013						8/27/2013					
MEDIA: SOIL	QC_TYPE	NM						NM					
	UNITS	MG/KG			UG/KG			MG/KG			UG/KG		
	PCT_SOLIDS	87.4			87.4			84.5			84.5		
	DUP_OF												
PARAMETER		RESULT	VQL	QLCD	RESULT	VQL	QLCD	RESULT	VQL	QLCD	RESULT	VQL	QLCD
TPH (C06-C10)					50	U					79	J	P
TPH (C10-C32)		15	J	P				11	U				

PROJ_NO: 05480	NSAMPLE	DR-SB-205-06-08						DR-SB-205-10-12					
SDG: 240-28436-1	LAB_ID	240-28436-5						240-28436-6					
FRACTION: PET	SAMP_DATE	8/27/2013						8/27/2013					
MEDIA: SOIL	QC_TYPE	NM						NM					
	UNITS	MG/KG			UG/KG			MG/KG			UG/KG		
	PCT_SOLIDS	87.4			87.4			82.2			82.2		
	DUP_OF												
PARAMETER		RESULT	VQL	QLCD	RESULT	VQL	QLCD	RESULT	VQL	QLCD	RESULT	VQL	QLCD
TPH (C06-C10)					330						57	U	
TPH (C10-C32)		52						11	U				

PROJ_NO: 05480	NSAMPLE	DR-SB-206-04-06						DR-SB-206-08-10					
SDG: 240-28436-1	LAB_ID	240-28436-7						240-28436-8					
FRACTION: PET	SAMP_DATE	8/27/2013						8/27/2013					
MEDIA: SOIL	QC_TYPE	NM						NM					
	UNITS	MG/KG			UG/KG			MG/KG			UG/KG		
	PCT_SOLIDS	84.6			84.6			87.5			87.5		
	DUP_OF												
PARAMETER		RESULT	VQL	QLCD	RESULT	VQL	QLCD	RESULT	VQL	QLCD	RESULT	VQL	QLCD
TPH (C06-C10)					54	U					51	U	
TPH (C10-C32)		11	U					35					

PROJ_NO: 05480	NSAMPLE	DR-SB-207-02-04						DR-SB-207-10-12					
SDG: 240-28436-1	LAB_ID	240-28436-9						240-28436-10					
FRACTION: PET	SAMP_DATE	8/27/2013						8/27/2013					
MEDIA: SOIL	QC_TYPE	NM						NM					
	UNITS	MG/KG			UG/KG			MG/KG			UG/KG		
	PCT_SOLIDS	86.5			86.5			89.3			89.3		
	DUP_OF												
PARAMETER		RESULT	VQL	QLCD	RESULT	VQL	QLCD	RESULT	VQL	QLCD	RESULT	VQL	QLCD
TPH (C06-C10)					51	U					50	U	
TPH (C10-C32)		19	J	P				150					

PROJ_NO: 05480	NSAMPLE	DR-SB-208-04-06						DR-SB-208-08-10					
SDG: 240-28436-1	LAB_ID	240-28436-11						240-28436-12					
FRACTION: PET	SAMP_DATE	8/27/2013						8/27/2013					
MEDIA: SOIL	QC_TYPE	NM						NM					
	UNITS	MG/KG			UG/KG			MG/KG			UG/KG		
	PCT_SOLIDS	92.8			92.8			87.7			87.7		
	DUP_OF												
PARAMETER		RESULT	VQL	QLCD	RESULT	VQL	QLCD	RESULT	VQL	QLCD	RESULT	VQL	QLCD
TPH (C06-C10)					48	U					52	U	
TPH (C10-C32)		54						11	U				

PROJ_NO: 05480	NSAMPLE	DR-SB-209-04-06						DR-SB-209-08-10					
SDG: 240-28436-1	LAB_ID	240-28436-13						240-28436-14					
FRACTION: PET	SAMP_DATE	8/27/2013						8/27/2013					
MEDIA: SOIL	QC_TYPE	NM						NM					
	UNITS	MG/KG			UG/KG			MG/KG			UG/KG		
	PCT_SOLIDS	89.7			89.7			86.2			86.2		
	DUP_OF												
PARAMETER		RESULT	VQL	QLCD	RESULT	VQL	QLCD	RESULT	VQL	QLCD	RESULT	VQL	QLCD
TPH (C06-C10)					51	U					52	U	
TPH (C10-C32)		10	U					15	J	P			

PROJ_NO: 05480	NSAMPLE	DR-SB-210-04-06						DR-SB-210-12-13					
SDG: 240-28436-1	LAB_ID	240-28436-15						240-28436-16					
FRACTION: PET	SAMP_DATE	8/27/2013						8/27/2013					
MEDIA: SOIL	QC_TYPE	NM						NM					
	UNITS	MG/KG			UG/KG			MG/KG			UG/KG		
	PCT_SOLIDS	89.5			89.5			88.2			88.2		
	DUP_OF												
PARAMETER		RESULT	VQL	QLCD	RESULT	VQL	QLCD	RESULT	VQL	QLCD	RESULT	VQL	QLCD
TPH (C06-C10)					51	U					51	U	
TPH (C10-C32)		11	U					11	U				

PROJ_NO: 05480	NSAMPLE	DR-SB-211-04-06						DR-SB-211-08-10					
SDG: 240-28436-1	LAB_ID	240-28436-17						240-28436-18					
FRACTION: PET	SAMP_DATE	8/27/2013						8/27/2013					
MEDIA: SOIL	QC_TYPE	NM						NM					
	UNITS	MG/KG			UG/KG			MG/KG			UG/KG		
	PCT_SOLIDS	88.3			88.3			88.2			88.2		
	DUP_OF												
PARAMETER		RESULT	VQL	QLCD	RESULT	VQL	QLCD	RESULT	VQL	QLCD	RESULT	VQL	QLCD
TPH (C06-C10)					51	U					52	U	
TPH (C10-C32)		11	U					10	U				

PROJ_NO: 05480	NSAMPLE	DR-SB-212-04-06						DR-SB-212-11-13					
SDG: 240-28436-1	LAB_ID	240-28436-19						240-28436-20					
FRACTION: PET	SAMP_DATE	8/27/2013						8/27/2013					
MEDIA: SOIL	QC_TYPE	NM						NM					
	UNITS	MG/KG			UG/KG			MG/KG			UG/KG		
	PCT_SOLIDS	86.7			86.7			90.2			90.2		
	DUP_OF												
PARAMETER		RESULT	VQL	QLCD	RESULT	VQL	QLCD	RESULT	VQL	QLCD	RESULT	VQL	QLCD
TPH (C06-C10)					50	U					1800		
TPH (C10-C32)		11	U					46					

PROJ_NO: 05480	NSAMPLE	DR-SB-DUP01-0406					
SDG: 240-28436-1	LAB_ID	240-28436-22					
FRACTION: PET	SAMP_DATE	8/27/2013					
MEDIA: SOIL	QC_TYPE	NM					
	UNITS	MG/KG			UG/KG		
	PCT_SOLIDS	89.3			89.3		
	DUP_OF	DR-SB-210-04-06			DR-SB-210-04-06		
PARAMETER		RESULT	VQL	QLCD	RESULT	VQL	QLCD
TPH (C06-C10)					50	U	
TPH (C10-C32)		10	U				

PROJ_NO: 05480	NSAMPLE	DR-SB-202-02-04			DR-SB-202-06-08			DR-SB-204-02-04			DR-SB-204-08-10		
SDG: 240-28436-1	LAB_ID	240-28436-1			240-28436-2			240-28436-3			240-28436-4		
FRACTION: PCB	SAMP_DATE	8/27/2013			8/27/2013			8/27/2013			8/27/2013		
MEDIA: SOIL	QC_TYPE	NM			NM			NM			NM		
	UNITS	UG/KG			UG/KG			UG/KG			UG/KG		
	PCT_SOLIDS	85.2			93.8			87.4			84.5		
	DUP_OF												
PARAMETER		RESULT	VQL	QLCD	RESULT	VQL	QLCD	RESULT	VQL	QLCD	RESULT	VQL	QLCD
AROCLOR-1016		25	U		23	U		24	U		24	U	
AROCLOR-1221		19	U		17	U		18	U		19	U	
AROCLOR-1232		16	U		15	U		16	U		16	U	
AROCLOR-1242		15	U		14	U		15	U		15	U	
AROCLOR-1248		20	U		18	U		19	U		20	U	
AROCLOR-1254		20	U		18	U		19	U		20	U	
AROCLOR-1260		20	U		18	U		19	U		20	U	

PROJ_NO: 05480	NSAMPLE	DR-SB-205-06-08			DR-SB-205-10-12			DR-SB-206-04-06			DR-SB-206-08-10		
SDG: 240-28436-1	LAB_ID	240-28436-5			240-28436-6			240-28436-7			240-28436-8		
FRACTION: PCB	SAMP_DATE	8/27/2013			8/27/2013			8/27/2013			8/27/2013		
MEDIA: SOIL	QC_TYPE	NM			NM			NM			NM		
	UNITS	UG/KG			UG/KG			UG/KG			UG/KG		
	PCT_SOLIDS	87.4			82.2			84.6			87.5		
	DUP_OF												
PARAMETER		RESULT	VQL	QLCD	RESULT	VQL	QLCD	RESULT	VQL	QLCD	RESULT	VQL	QLCD
AROCLOR-1016		24	U		26	U		24	U		24	U	
AROCLOR-1221		18	U		19	U		19	U		18	U	
AROCLOR-1232		16	U		17	U		16	U		16	U	
AROCLOR-1242		15	U		16	U		15	U		15	U	
AROCLOR-1248		19	U		21	U		20	U		19	U	
AROCLOR-1254		19	U		21	U		20	U		19	U	
AROCLOR-1260		19	U		21	U		20	U		19	U	

PROJ_NO: 05480	NSAMPLE	DR-SB-207-02-04			DR-SB-207-10-12			DR-SB-208-04-06			DR-SB-208-08-10		
SDG: 240-28436-1	LAB_ID	240-28436-9			240-28436-10			240-28436-11			240-28436-12		
FRACTION: PCB	SAMP_DATE	8/27/2013			8/27/2013			8/27/2013			8/27/2013		
MEDIA: SOIL	QC_TYPE	NM			NM			NM			NM		
	UNITS	UG/KG			UG/KG			UG/KG			UG/KG		
	PCT_SOLIDS	86.5			89.3			92.8			87.7		
	DUP_OF												
PARAMETER		RESULT	VQL	QLCD	RESULT	VQL	QLCD	RESULT	VQL	QLCD	RESULT	VQL	QLCD
AROCLOR-1016		24	U		23	U		22	U		24	U	
AROCLOR-1221		18	U		18	U		17	U		19	U	
AROCLOR-1232		16	U		16	U		15	U		16	U	
AROCLOR-1242		15	U		14	U		14	U		15	U	
AROCLOR-1248		20	U		19	U		18	U		20	U	
AROCLOR-1254		20	U		19	U		18	U		20	U	
AROCLOR-1260		20	U		19	U		18	U		20	U	

PROJ_NO: 05480	NSAMPLE	DR-SB-209-04-06			DR-SB-209-08-10			DR-SB-210-04-06			DR-SB-210-12-13		
SDG: 240-28436-1	LAB_ID	240-28436-13			240-28436-14			240-28436-15			240-28436-16		
FRACTION: PCB	SAMP_DATE	8/27/2013			8/27/2013			8/27/2013			8/27/2013		
MEDIA: SOIL	QC_TYPE	NM			NM			NM			NM		
	UNITS	UG/KG			UG/KG			UG/KG			UG/KG		
	PCT_SOLIDS	89.7			86.2			89.5			88.2		
	DUP_OF												
PARAMETER		RESULT	VQL	QLCD	RESULT	VQL	QLCD	RESULT	VQL	QLCD	RESULT	VQL	QLCD
AROCLOR-1016		23	U		24	U		24	U		24	U	
AROCLOR-1221		18	U		18	U		18	U		18	U	
AROCLOR-1232		16	U		16	U		16	U		16	U	
AROCLOR-1242		14	U		15	U		15	U		15	U	
AROCLOR-1248		19	U		20	U		19	U		19	U	
AROCLOR-1254		19	U		20	U		19	U		19	U	
AROCLOR-1260		19	U		20	U		19	U		19	U	

PROJ_NO: 05480	NSAMPLE	DR-SB-211-04-06			DR-SB-211-08-10			DR-SB-212-04-06			DR-SB-212-11-13		
SDG: 240-28436-1	LAB_ID	240-28436-17			240-28436-18			240-28436-19			240-28436-20		
FRACTION: PCB	SAMP_DATE	8/27/2013			8/27/2013			8/27/2013			8/27/2013		
MEDIA: SOIL	QC_TYPE	NM			NM			NM			NM		
	UNITS	UG/KG			UG/KG			UG/KG			UG/KG		
	PCT_SOLIDS	88.3			88.2			86.7			90.2		
	DUP_OF												
PARAMETER		RESULT	VQL	QLCD	RESULT	VQL	QLCD	RESULT	VQL	QLCD	RESULT	VQL	QLCD
AROCLOR-1016		24	U		24	U		24	U		23	U	
AROCLOR-1221		18	U		18	U		18	U		18	U	
AROCLOR-1232		16	U		16	U		16	U		16	U	
AROCLOR-1242		15	U		15	U		15	U		14	U	
AROCLOR-1248		19	U		19	U		20	U		19	U	
AROCLOR-1254		19	U		19	U		20	U		19	U	
AROCLOR-1260		19	U		19	U		20	U		19	U	

PROJ_NO: 05480	NSAMPLE	DR-SB-DUP01-0406		
SDG: 240-28436-1	LAB_ID	240-28436-22		
FRACTION: PCB	SAMP_DATE	8/27/2013		
MEDIA: SOIL	QC_TYPE	NM		
	UNITS	UG/KG		
	PCT_SOLIDS	89.3		
	DUP_OF	DR-SB-210-04-06		
PARAMETER		RESULT	VQL	QLCD
AROCLOR-1016		24	U	
AROCLOR-1221		18	U	
AROCLOR-1232		16	U	
AROCLOR-1242		15	U	
AROCLOR-1248		19	U	
AROCLOR-1254		19	U	
AROCLOR-1260		19	U	

Appendix B

Results as Reported by the Laboratory

FORM I
GC/MS VOA ORGANICS ANALYSIS DATA SHEET

Lab Name: TestAmerica Canton | Job No.: 240-28436-1

SDG No.:

Client Sample ID: DR-SB-202-02-04 | Lab Sample ID: 240-28436-1

Matrix: Solid | Lab File ID: UX87217.D

Analysis Method: 8260B | Date Collected: 08/27/2013 09:30

Sample wt/vol: 7.09(g) | Date Analyzed: 09/05/2013 14:01

Soil Aliquot Vol: | Dilution Factor: 1

Soil Extract Vol.: | GC Column: DB-624 ID: 0.18(mm)

% Moisture: 14.8 | Level: (low/med) Low

Analysis Batch No.: 100155 | Units: ug/Kg

CAS NO.	COMPOUND NAME	RESULT	Q	RL	MDL
630-20-6	1,1,1,2-Tetrachloroethane	4.1	U	4.1	0.51
71-55-6	1,1,1-Trichloroethane	4.1	U	4.1	0.46
79-34-5	1,1,2,2-Tetrachloroethane	4.1	U	4.1	0.28
76-13-1	1,1,2-Trichloro-1,2,2-trichfluoroeth ane	4.1	U	4.1	1.1
75-34-3	1,1-Dichloroethane	4.1	U	4.1	0.30
75-35-4	1,1-Dichloroethene	4.1	U	4.1	0.43
563-58-6	1,1-Dichloropropene	4.1	U *	4.1	0.25
87-61-6	1,2,3-Trichlorobenzene	4.1	U	4.1	0.31
96-18-4	1,2,3-Trichloropropane	4.1	U	4.1	0.74
526-73-8	1,2,3-Trimethylbenzene	4.1	U	4.1	0.14
120-82-1	1,2,4-Trichlorobenzene	4.1	U	4.1	0.22
95-63-6	1,2,4-Trimethylbenzene	4.1	U	4.1	0.54
96-12-8	1,2-Dibromo-3-Chloropropane	8.3	U	8.3	1.1
106-93-4	1,2-Dibromoethane	4.1	U	4.1	0.41
95-50-1	1,2-Dichlorobenzene	4.1	U	4.1	0.30
107-06-2	1,2-Dichloroethane	4.1	U	4.1	0.28
78-87-5	1,2-Dichloropropane	4.1	U	4.1	0.57
541-73-1	1,3-Dichlorobenzene	4.1	U	4.1	0.29
142-28-9	1,3-Dichloropropane	4.1	U	4.1	0.28
106-46-7	1,4-Dichlorobenzene	4.1	U	4.1	0.55
594-20-7	2,2-Dichloropropane	4.1	U	4.1	0.78
78-93-3	2-Butanone	2.9	J	17	1.2
110-75-8	2-Chloroethyl vinyl ether	41	U	41	1.2
95-49-8	2-Chlorotoluene	4.1	U	4.1	0.33
591-78-6	2-Hexanone	17	U	17	0.52
106-43-4	4-Chlorotoluene	4.1	U	4.1	0.34
108-10-1	4-Methyl-2-pentanone	17	U	17	0.45
67-64-1	Acetone	16	J	17	5.2
71-43-2	Benzene	4.1	U	4.1	0.19
108-86-1	Bromobenzene	4.1	U	4.1	0.27
74-97-5	Bromochloromethane	4.1	U	4.1	0.59
75-27-4	Bromodichloromethane	4.1	U	4.1	0.23
75-25-2	Bromoform	4.1	U	4.1	0.27
74-83-9	Bromomethane	4.1	U	4.1	0.45
75-15-0	Carbon disulfide	0.92	J	4.1	0.36

FORM I
GC/MS VOA ORGANICS ANALYSIS DATA SHEET

Lab Name: TestAmerica Canton Job No.: 240-28436-1

SDG No.:

Client Sample ID: DR-SB-202-02-04 Lab Sample ID: 240-28436-1

Matrix: Solid Lab File ID: UX87217.D

Analysis Method: 8260B Date Collected: 08/27/2013 09:30

Sample wt/vol: 7.09(g) Date Analyzed: 09/05/2013 14:01

Soil Aliquot Vol: Dilution Factor: 1

Soil Extract Vol.: GC Column: DB-624 ID: 0.18(mm)

% Moisture: 14.8 Level: (low/med) Low

Analysis Batch No.: 100155 Units: ug/Kg

CAS NO.	COMPOUND NAME	RESULT	Q	RL	MDL
56-23-5	Carbon tetrachloride	4.1	U	4.1	0.31
108-90-7	Chlorobenzene	4.1	U	4.1	0.27
75-00-3	Chloroethane	4.1	U	4.1	0.71
67-66-3	Chloroform	4.1	U	4.1	0.24
74-87-3	Chloromethane	4.1	U	4.1	0.34
156-59-2	cis-1,2-Dichloroethene	4.1	U	4.1	0.30
10061-01-5	cis-1,3-Dichloropropene	4.1	U	4.1	0.28
124-48-1	Dibromochloromethane	4.1	U	4.1	0.45
74-95-3	Dibromomethane	4.1	U	4.1	0.52
75-71-8	Dichlorodifluoromethane	4.1	U	4.1	0.41
108-20-3	Diisopropyl ether	8.3	U	8.3	1.2
100-41-4	Ethylbenzene	4.1	U	4.1	0.22
637-92-3	Ethyl-t-butyl ether (ETBE)	4.1	U	4.1	0.18
87-68-3	Hexachlorobutadiene	4.1	U	4.1	0.99
98-82-8	Isopropylbenzene	4.1	U	4.1	0.13
1634-04-4	Methyl tert-butyl ether	4.1	U	4.1	0.36
75-09-2	Methylene Chloride	4.1	U	4.1	0.55
179601-23-1	m-Xylene & p-Xylene	8.3	U	8.3	0.99
91-20-3	Naphthalene	4.1	U	4.1	0.16
104-51-8	n-Butylbenzene	4.1	U	4.1	0.19
103-65-1	n-Propylbenzene	4.1	U	4.1	0.33
95-47-6	o-Xylene	4.1	U	4.1	0.29
99-87-6	p-Isopropyltoluene	4.1	U	4.1	0.17
135-98-8	sec-Butylbenzene	4.1	U	4.1	0.15
100-42-5	Styrene	4.1	U	4.1	0.12
994-05-8	Tert-amyl-methyl ether (TAME)	4.1	U	4.1	0.31
75-65-0	tert-Butyl alcohol	170	U	170	6.3
98-06-6	tert-Butylbenzene	4.1	U	4.1	0.24
127-18-4	Tetrachloroethene	4.1	U	4.1	0.43
108-88-3	Toluene	4.1	U	4.1	0.22
156-60-5	trans-1,2-Dichloroethene	4.1	U	4.1	0.34
10061-02-6	trans-1,3-Dichloropropene	4.1	U	4.1	0.45
79-01-6	Trichloroethene	4.1	U	4.1	0.35
75-69-4	Trichlorofluoromethane	4.1	U	4.1	0.28
108-05-4	Vinyl acetate	8.3	U *	8.3	0.21
75-01-4	Vinyl chloride	4.1	U	4.1	0.32

FORM I
GC/MS VOA ORGANICS ANALYSIS DATA SHEET

Lab Name: TestAmerica Canton Job No.: 240-28436-1

SDG No.:

Client Sample ID: DR-SB-202-02-04 Lab Sample ID: 240-28436-1

Matrix: Solid Lab File ID: UX87217.D

Analysis Method: 8260B Date Collected: 08/27/2013 09:30

Sample wt/vol: 7.09(g) Date Analyzed: 09/05/2013 14:01

Soil Aliquot Vol: Dilution Factor: 1

Soil Extract Vol.: GC Column: DB-624 ID: 0.18(mm)

% Moisture: 14.8 Level: (low/med) Low

Analysis Batch No.: 100155 Units: ug/Kg

CAS NO.	COMPOUND NAME	RESULT	Q	RL	MDL
1330-20-7	Xylenes, Total	8.3	U	8.3	0.29

CAS NO.	SURROGATE	%REC	Q	LIMITS
17060-07-0	1,2-Dichloroethane-d4 (Surr)	97		58-123
460-00-4	4-Bromofluorobenzene (Surr)	91		52-136
1868-53-7	Dibromofluoromethane (Surr)	101		37-132
2037-26-5	Toluene-d8 (Surr)	104		67-125

FORM I
GC/MS VOA ORGANICS ANALYSIS DATA SHEET

Lab Name: TestAmerica Canton Job No.: 240-28436-1

SDG No.:

Client Sample ID: DR-SB-202-06-08 Lab Sample ID: 240-28436-2

Matrix: Solid Lab File ID: 144510.D

Analysis Method: 8260B Date Collected: 08/27/2013 09:35

Sample wt/vol: 6.52(g) Date Analyzed: 09/05/2013 19:12

Soil Aliquot Vol: Dilution Factor: 1

Soil Extract Vol.: GC Column: DB-624 ID: 0.18(mm)

% Moisture: 6.2 Level: (low/med) Low

Analysis Batch No.: 100252 Units: ug/Kg

CAS NO.	COMPOUND NAME	RESULT	Q	RL	MDL
630-20-6	1,1,1,2-Tetrachloroethane	4.1	U	4.1	0.51
71-55-6	1,1,1-Trichloroethane	4.1	U	4.1	0.46
79-34-5	1,1,2,2-Tetrachloroethane	4.1	U	4.1	0.28
76-13-1	1,1,2-Trichloro-1,2,2-trichfluoroeth ane	4.1	U	4.1	1.1
75-34-3	1,1-Dichloroethane	4.1	U	4.1	0.29
75-35-4	1,1-Dichloroethene	4.1	U	4.1	0.43
563-58-6	1,1-Dichloropropene	4.1	U	4.1	0.25
87-61-6	1,2,3-Trichlorobenzene	4.1	U	4.1	0.31
96-18-4	1,2,3-Trichloropropane	4.1	U	4.1	0.74
526-73-8	1,2,3-Trimethylbenzene	4.1	U	4.1	0.14
120-82-1	1,2,4-Trichlorobenzene	4.1	U	4.1	0.22
95-63-6	1,2,4-Trimethylbenzene	4.1	U	4.1	0.53
96-12-8	1,2-Dibromo-3-Chloropropane	8.2	U	8.2	1.1
106-93-4	1,2-Dibromoethane	4.1	U	4.1	0.41
95-50-1	1,2-Dichlorobenzene	4.1	U	4.1	0.29
107-06-2	1,2-Dichloroethane	4.1	U	4.1	0.28
78-87-5	1,2-Dichloropropane	4.1	U	4.1	0.56
541-73-1	1,3-Dichlorobenzene	4.1	U	4.1	0.29
142-28-9	1,3-Dichloropropane	4.1	U	4.1	0.28
106-46-7	1,4-Dichlorobenzene	4.1	U	4.1	0.54
594-20-7	2,2-Dichloropropane	4.1	U	4.1	0.77
78-93-3	2-Butanone	2.0	J	16	1.1
110-75-8	2-Chloroethyl vinyl ether	41	U	41	1.1
95-49-8	2-Chlorotoluene	4.1	U	4.1	0.33
591-78-6	2-Hexanone	16	U	16	0.52
106-43-4	4-Chlorotoluene	4.1	U	4.1	0.34
108-10-1	4-Methyl-2-pentanone	16	U	16	0.44
67-64-1	Acetone	21		16	5.2
71-43-2	Benzene	4.1	U	4.1	0.19
108-86-1	Bromobenzene	4.1	U	4.1	0.27
74-97-5	Bromochloromethane	4.1	U	4.1	0.58
75-27-4	Bromodichloromethane	4.1	U	4.1	0.23
75-25-2	Bromoform	4.1	U	4.1	0.27
74-83-9	Bromomethane	4.1	U	4.1	0.44
75-15-0	Carbon disulfide	4.1	U	4.1	0.36

FORM I
GC/MS VOA ORGANICS ANALYSIS DATA SHEET

Lab Name: TestAmerica Canton | Job No.: 240-28436-1

SDG No.:

Client Sample ID: DR-SB-202-06-08 | Lab Sample ID: 240-28436-2

Matrix: Solid | Lab File ID: 144510.D

Analysis Method: 8260B | Date Collected: 08/27/2013 09:35

Sample wt/vol: 6.52(g) | Date Analyzed: 09/05/2013 19:12

Soil Aliquot Vol: | Dilution Factor: 1

Soil Extract Vol.: | GC Column: DB-624 ID: 0.18(mm)

% Moisture: 6.2 | Level: (low/med) Low

Analysis Batch No.: 100252 | Units: ug/Kg

CAS NO.	COMPOUND NAME	RESULT	Q	RL	MDL
56-23-5	Carbon tetrachloride	4.1	U	4.1	0.30
108-90-7	Chlorobenzene	4.1	U	4.1	0.27
75-00-3	Chloroethane	4.1	U	4.1	0.70
67-66-3	Chloroform	4.1	U	4.1	0.24
74-87-3	Chloromethane	4.1	U	4.1	0.34
156-59-2	cis-1,2-Dichloroethene	4.1	U	4.1	0.29
10061-01-5	cis-1,3-Dichloropropene	4.1	U	4.1	0.28
124-48-1	Dibromochloromethane	4.1	U	4.1	0.45
74-95-3	Dibromomethane	4.1	U	4.1	0.52
75-71-8	Dichlorodifluoromethane	4.1	U	4.1	0.41
108-20-3	Diisopropyl ether	8.2	U	8.2	1.2
100-41-4	Ethylbenzene	4.1	U	4.1	0.21
637-92-3	Ethyl-t-butyl ether (ETBE)	4.1	U	4.1	0.18
87-68-3	Hexachlorobutadiene	4.1	U	4.1	0.98
98-82-8	Isopropylbenzene	4.1	U	4.1	0.13
1634-04-4	Methyl tert-butyl ether	4.1	U	4.1	0.35
75-09-2	Methylene Chloride	4.1	U	4.1	0.55
179601-23-1	m-Xylene & p-Xylene	8.2	U	8.2	0.98
91-20-3	Naphthalene	4.1	U	4.1	0.16
104-51-8	n-Butylbenzene	4.1	U	4.1	0.19
103-65-1	n-Propylbenzene	4.1	U	4.1	0.33
95-47-6	o-Xylene	4.1	U	4.1	0.29
99-87-6	p-Isopropyltoluene	4.1	U	4.1	0.17
135-98-8	sec-Butylbenzene	4.1	U	4.1	0.15
100-42-5	Styrene	4.1	U	4.1	0.12
994-05-8	Tert-amyl-methyl ether (TAME)	4.1	U	4.1	0.30
75-65-0	tert-Butyl alcohol	160	U	160	6.2
98-06-6	tert-Butylbenzene	4.1	U	4.1	0.24
127-18-4	Tetrachloroethene	4.1	U	4.1	0.43
108-88-3	Toluene	4.1	U	4.1	0.22
156-60-5	trans-1,2-Dichloroethene	4.1	U	4.1	0.34
10061-02-6	trans-1,3-Dichloropropene	4.1	U	4.1	0.44
79-01-6	Trichloroethene	4.1	U	4.1	0.34
75-69-4	Trichlorofluoromethane	4.1	U	4.1	0.28
108-05-4	Vinyl acetate	8.2	U	8.2	0.20
75-01-4	Vinyl chloride	4.1	U	4.1	0.32

FORM I
GC/MS VOA ORGANICS ANALYSIS DATA SHEET

Lab Name: TestAmerica Canton Job No.: 240-28436-1

SDG No.:

Client Sample ID: DR-SB-202-06-08 Lab Sample ID: 240-28436-2

Matrix: Solid Lab File ID: 144510.D

Analysis Method: 8260B Date Collected: 08/27/2013 09:35

Sample wt/vol: 6.52(g) Date Analyzed: 09/05/2013 19:12

Soil Aliquot Vol: Dilution Factor: 1

Soil Extract Vol.: GC Column: DB-624 ID: 0.18(mm)

% Moisture: 6.2 Level: (low/med) Low

Analysis Batch No.: 100252 Units: ug/Kg

CAS NO.	COMPOUND NAME	RESULT	Q	RL	MDL
1330-20-7	Xylenes, Total	8.2	U	8.2	0.29

CAS NO.	SURROGATE	%REC	Q	LIMITS
17060-07-0	1,2-Dichloroethane-d4 (Surr)	98		58-123
460-00-4	4-Bromofluorobenzene (Surr)	94		52-136
1868-53-7	Dibromofluoromethane (Surr)	88		37-132
2037-26-5	Toluene-d8 (Surr)	92		67-125

FORM I
GC/MS VOA ORGANICS ANALYSIS DATA SHEET

Lab Name: TestAmerica Canton Job No.: 240-28436-1

SDG No.:

Client Sample ID: DR-SB-204-02-04 Lab Sample ID: 240-28436-3

Matrix: Solid Lab File ID: 144511.D

Analysis Method: 8260B Date Collected: 08/27/2013 10:25

Sample wt/vol: 6.99(g) Date Analyzed: 09/05/2013 19:34

Soil Aliquot Vol: Dilution Factor: 1

Soil Extract Vol.: GC Column: DB-624 ID: 0.18(mm)

% Moisture: 12.6 Level: (low/med) Low

Analysis Batch No.: 100252 Units: ug/Kg

CAS NO.	COMPOUND NAME	RESULT	Q	RL	MDL
630-20-6	1,1,1,2-Tetrachloroethane	4.1	U	4.1	0.51
71-55-6	1,1,1-Trichloroethane	4.1	U	4.1	0.46
79-34-5	1,1,2,2-Tetrachloroethane	4.1	U	4.1	0.28
76-13-1	1,1,2-Trichloro-1,2,2-trichfluoroeth ane	4.1	U	4.1	1.1
75-34-3	1,1-Dichloroethane	4.1	U	4.1	0.29
75-35-4	1,1-Dichloroethene	4.1	U	4.1	0.43
563-58-6	1,1-Dichloropropene	4.1	U	4.1	0.25
87-61-6	1,2,3-Trichlorobenzene	4.1	U	4.1	0.31
96-18-4	1,2,3-Trichloropropane	4.1	U	4.1	0.74
526-73-8	1,2,3-Trimethylbenzene	4.1	U	4.1	0.14
120-82-1	1,2,4-Trichlorobenzene	4.1	U	4.1	0.22
95-63-6	1,2,4-Trimethylbenzene	4.1	U	4.1	0.53
96-12-8	1,2-Dibromo-3-Chloropropane	8.2	U	8.2	1.1
106-93-4	1,2-Dibromoethane	4.1	U	4.1	0.41
95-50-1	1,2-Dichlorobenzene	4.1	U	4.1	0.29
107-06-2	1,2-Dichloroethane	4.1	U	4.1	0.28
78-87-5	1,2-Dichloropropane	4.1	U	4.1	0.56
541-73-1	1,3-Dichlorobenzene	4.1	U	4.1	0.29
142-28-9	1,3-Dichloropropane	4.1	U	4.1	0.28
106-46-7	1,4-Dichlorobenzene	4.1	U	4.1	0.54
594-20-7	2,2-Dichloropropane	4.1	U	4.1	0.77
78-93-3	2-Butanone	7.2	J	16	1.1
110-75-8	2-Chloroethyl vinyl ether	41	U	41	1.1
95-49-8	2-Chlorotoluene	4.1	U	4.1	0.33
591-78-6	2-Hexanone	16	U	16	0.52
106-43-4	4-Chlorotoluene	4.1	U	4.1	0.34
108-10-1	4-Methyl-2-pentanone	16	U	16	0.44
67-64-1	Acetone	63		16	5.2
71-43-2	Benzene	4.1	U	4.1	0.19
108-86-1	Bromobenzene	4.1	U	4.1	0.27
74-97-5	Bromochloromethane	4.1	U	4.1	0.58
75-27-4	Bromodichloromethane	4.1	U	4.1	0.23
75-25-2	Bromoform	4.1	U	4.1	0.27
74-83-9	Bromomethane	4.1	U	4.1	0.44
75-15-0	Carbon disulfide	0.39	J	4.1	0.36

FORM I
GC/MS VOA ORGANICS ANALYSIS DATA SHEET

Lab Name: TestAmerica Canton | Job No.: 240-28436-1

SDG No.:

Client Sample ID: DR-SB-204-02-04 | Lab Sample ID: 240-28436-3

Matrix: Solid | Lab File ID: 144511.D

Analysis Method: 8260B | Date Collected: 08/27/2013 10:25

Sample wt/vol: 6.99(g) | Date Analyzed: 09/05/2013 19:34

Soil Aliquot Vol: | Dilution Factor: 1

Soil Extract Vol.: | GC Column: DB-624 ID: 0.18(mm)

% Moisture: 12.6 | Level: (low/med) Low

Analysis Batch No.: 100252 | Units: ug/Kg

CAS NO.	COMPOUND NAME	RESULT	Q	RL	MDL
56-23-5	Carbon tetrachloride	4.1	U	4.1	0.30
108-90-7	Chlorobenzene	4.1	U	4.1	0.27
75-00-3	Chloroethane	4.1	U	4.1	0.70
67-66-3	Chloroform	4.1	U	4.1	0.24
74-87-3	Chloromethane	4.1	U	4.1	0.34
156-59-2	cis-1,2-Dichloroethene	4.1	U	4.1	0.29
10061-01-5	cis-1,3-Dichloropropene	4.1	U	4.1	0.28
124-48-1	Dibromochloromethane	4.1	U	4.1	0.45
74-95-3	Dibromomethane	4.1	U	4.1	0.52
75-71-8	Dichlorodifluoromethane	4.1	U	4.1	0.41
108-20-3	Diisopropyl ether	8.2	U	8.2	1.2
100-41-4	Ethylbenzene	4.1	U	4.1	0.21
637-92-3	Ethyl-t-butyl ether (ETBE)	4.1	U	4.1	0.18
87-68-3	Hexachlorobutadiene	4.1	U	4.1	0.98
98-82-8	Isopropylbenzene	4.1	U	4.1	0.13
1634-04-4	Methyl tert-butyl ether	4.1	U	4.1	0.35
75-09-2	Methylene Chloride	4.1	U	4.1	0.55
179601-23-1	m-Xylene & p-Xylene	8.2	U	8.2	0.98
91-20-3	Naphthalene	1.1	J B	4.1	0.16
104-51-8	n-Butylbenzene	4.1	U	4.1	0.19
103-65-1	n-Propylbenzene	4.1	U	4.1	0.33
95-47-6	o-Xylene	0.50	J	4.1	0.29
99-87-6	p-Isopropyltoluene	4.1	U	4.1	0.17
135-98-8	sec-Butylbenzene	4.1	U	4.1	0.15
100-42-5	Styrene	4.1	U	4.1	0.12
994-05-8	Tert-amyl-methyl ether (TAME)	4.1	U	4.1	0.30
75-65-0	tert-Butyl alcohol	160	U	160	6.2
98-06-6	tert-Butylbenzene	4.1	U	4.1	0.24
127-18-4	Tetrachloroethene	4.1	U	4.1	0.43
108-88-3	Toluene	0.48	J	4.1	0.22
156-60-5	trans-1,2-Dichloroethene	4.1	U	4.1	0.34
10061-02-6	trans-1,3-Dichloropropene	4.1	U	4.1	0.44
79-01-6	Trichloroethene	4.1	U	4.1	0.34
75-69-4	Trichlorofluoromethane	4.1	U	4.1	0.28
108-05-4	Vinyl acetate	8.2	U	8.2	0.20
75-01-4	Vinyl chloride	1.0	J	4.1	0.32

FORM I
GC/MS VOA ORGANICS ANALYSIS DATA SHEET

Lab Name: TestAmerica Canton | Job No.: 240-28436-1

SDG No.:

Client Sample ID: DR-SB-204-02-04 | Lab Sample ID: 240-28436-3

Matrix: Solid | Lab File ID: 144511.D

Analysis Method: 8260B | Date Collected: 08/27/2013 10:25

Sample wt/vol: 6.99(g) | Date Analyzed: 09/05/2013 19:34

Soil Aliquot Vol: | Dilution Factor: 1

Soil Extract Vol.: | GC Column: DB-624 ID: 0.18(mm)

% Moisture: 12.6 | Level: (low/med) Low

Analysis Batch No.: 100252 | Units: ug/Kg

CAS NO.	COMPOUND NAME	RESULT	Q	RL	MDL
1330-20-7	Xylenes, Total	0.50	J	8.2	0.29

CAS NO.	SURROGATE	%REC	Q	LIMITS
17060-07-0	1,2-Dichloroethane-d4 (Surr)	87		58-123
460-00-4	4-Bromofluorobenzene (Surr)	92		52-136
1868-53-7	Dibromofluoromethane (Surr)	80		37-132
2037-26-5	Toluene-d8 (Surr)	85		67-125

FORM I
GC/MS VOA ORGANICS ANALYSIS DATA SHEET

Lab Name: TestAmerica Canton Job No.: 240-28436-1

SDG No.:

Client Sample ID: DR-SB-204-08-10 Lab Sample ID: 240-28436-4

Matrix: Solid Lab File ID: 144512.D

Analysis Method: 8260B Date Collected: 08/27/2013 10:30

Sample wt/vol: 6.74(g) Date Analyzed: 09/05/2013 19:55

Soil Aliquot Vol: Dilution Factor: 1

Soil Extract Vol.: GC Column: DB-624 ID: 0.18(mm)

% Moisture: 15.5 Level: (low/med) Low

Analysis Batch No.: 100252 Units: ug/Kg

CAS NO.	COMPOUND NAME	RESULT	Q	RL	MDL
630-20-6	1,1,1,2-Tetrachloroethane	4.4	U	4.4	0.54
71-55-6	1,1,1-Trichloroethane	4.4	U	4.4	0.49
79-34-5	1,1,2,2-Tetrachloroethane	4.4	U	4.4	0.30
76-13-1	1,1,2-Trichloro-1,2,2-trichfluoroeth ane	4.4	U	4.4	1.1
75-34-3	1,1-Dichloroethane	4.4	U	4.4	0.32
75-35-4	1,1-Dichloroethene	0.73	J	4.4	0.46
563-58-6	1,1-Dichloropropene	4.4	U	4.4	0.26
87-61-6	1,2,3-Trichlorobenzene	4.4	U	4.4	0.33
96-18-4	1,2,3-Trichloropropane	4.4	U	4.4	0.79
526-73-8	1,2,3-Trimethylbenzene	4.4	U	4.4	0.15
120-82-1	1,2,4-Trichlorobenzene	4.4	U	4.4	0.24
95-63-6	1,2,4-Trimethylbenzene	4.4	U	4.4	0.57
96-12-8	1,2-Dibromo-3-Chloropropane	8.8	U	8.8	1.1
106-93-4	1,2-Dibromoethane	4.4	U	4.4	0.44
95-50-1	1,2-Dichlorobenzene	4.4	U	4.4	0.32
107-06-2	1,2-Dichloroethane	4.4	U	4.4	0.30
78-87-5	1,2-Dichloropropane	4.4	U	4.4	0.61
541-73-1	1,3-Dichlorobenzene	4.4	U	4.4	0.31
142-28-9	1,3-Dichloropropane	4.4	U	4.4	0.30
106-46-7	1,4-Dichlorobenzene	4.4	U	4.4	0.58
594-20-7	2,2-Dichloropropane	4.4	U	4.4	0.83
78-93-3	2-Butanone	12	J	18	1.2
110-75-8	2-Chloroethyl vinyl ether	44	U	44	1.2
95-49-8	2-Chlorotoluene	4.4	U	4.4	0.35
591-78-6	2-Hexanone	18	U	18	0.55
106-43-4	4-Chlorotoluene	4.4	U	4.4	0.36
108-10-1	4-Methyl-2-pentanone	18	U	18	0.47
67-64-1	Acetone	110		18	5.5
71-43-2	Benzene	1.3	J	4.4	0.20
108-86-1	Bromobenzene	4.4	U	4.4	0.29
74-97-5	Bromochloromethane	4.4	U	4.4	0.62
75-27-4	Bromodichloromethane	4.4	U	4.4	0.25
75-25-2	Bromoform	4.4	U	4.4	0.29
74-83-9	Bromomethane	4.4	U	4.4	0.47
75-15-0	Carbon disulfide	4.4	U	4.4	0.39

FORM I
GC/MS VOA ORGANICS ANALYSIS DATA SHEET

Lab Name: TestAmerica Canton Job No.: 240-28436-1

SDG No.:

Client Sample ID: DR-SB-204-08-10 Lab Sample ID: 240-28436-4

Matrix: Solid Lab File ID: 144512.D

Analysis Method: 8260B Date Collected: 08/27/2013 10:30

Sample wt/vol: 6.74(g) Date Analyzed: 09/05/2013 19:55

Soil Aliquot Vol: Dilution Factor: 1

Soil Extract Vol.: GC Column: DB-624 ID: 0.18(mm)

% Moisture: 15.5 Level: (low/med) Low

Analysis Batch No.: 100252 Units: ug/Kg

CAS NO.	COMPOUND NAME	RESULT	Q	RL	MDL
56-23-5	Carbon tetrachloride	4.4	U	4.4	0.32
108-90-7	Chlorobenzene	4.4	U	4.4	0.29
75-00-3	Chloroethane	4.4	U	4.4	0.75
67-66-3	Chloroform	4.4	U	4.4	0.25
74-87-3	Chloromethane	4.4	U	4.4	0.36
156-59-2	cis-1,2-Dichloroethene	200		4.4	0.32
10061-01-5	cis-1,3-Dichloropropene	4.4	U	4.4	0.30
124-48-1	Dibromochloromethane	4.4	U	4.4	0.48
74-95-3	Dibromomethane	4.4	U	4.4	0.55
75-71-8	Dichlorodifluoromethane	4.4	U	4.4	0.44
108-20-3	Diisopropyl ether	8.8	U	8.8	1.3
100-41-4	Ethylbenzene	4.4	U	4.4	0.23
637-92-3	Ethyl-t-butyl ether (ETBE)	4.4	U	4.4	0.19
87-68-3	Hexachlorobutadiene	4.4	U	4.4	1.1
98-82-8	Isopropylbenzene	4.4	U	4.4	0.14
1634-04-4	Methyl tert-butyl ether	4.4	U	4.4	0.38
75-09-2	Methylene Chloride	4.4	U	4.4	0.59
179601-23-1	m-Xylene & p-Xylene	8.8	U	8.8	1.1
91-20-3	Naphthalene	0.18	J B	4.4	0.17
104-51-8	n-Butylbenzene	4.4	U	4.4	0.20
103-65-1	n-Propylbenzene	4.4	U	4.4	0.35
95-47-6	o-Xylene	0.72	J	4.4	0.31
99-87-6	p-Isopropyltoluene	4.4	U	4.4	0.18
135-98-8	sec-Butylbenzene	4.4	U	4.4	0.16
100-42-5	Styrene	4.4	U	4.4	0.13
994-05-8	Tert-amyl-methyl ether (TAME)	4.4	U	4.4	0.32
75-65-0	tert-Butyl alcohol	180	U	180	6.7
98-06-6	tert-Butylbenzene	4.4	U	4.4	0.25
127-18-4	Tetrachloroethene	4.4	U	4.4	0.46
108-88-3	Toluene	4.4	U	4.4	0.24
156-60-5	trans-1,2-Dichloroethene	5.0		4.4	0.36
10061-02-6	trans-1,3-Dichloropropene	4.4	U	4.4	0.47
79-01-6	Trichloroethene	35		4.4	0.37
75-69-4	Trichlorofluoromethane	4.4	U	4.4	0.30
108-05-4	Vinyl acetate	8.8	U	8.8	0.22
75-01-4	Vinyl chloride	33		4.4	0.34

FORM I
GC/MS VOA ORGANICS ANALYSIS DATA SHEET

Lab Name: TestAmerica Canton | Job No.: 240-28436-1

SDG No.:

Client Sample ID: DR-SB-204-08-10 | Lab Sample ID: 240-28436-4

Matrix: Solid | Lab File ID: 144512.D

Analysis Method: 8260B | Date Collected: 08/27/2013 10:30

Sample wt/vol: 6.74(g) | Date Analyzed: 09/05/2013 19:55

Soil Aliquot Vol: | Dilution Factor: 1

Soil Extract Vol.: | GC Column: DB-624 ID: 0.18(mm)

% Moisture: 15.5 | Level: (low/med) Low

Analysis Batch No.: 100252 | Units: ug/Kg

CAS NO.	COMPOUND NAME	RESULT	Q	RL	MDL
1330-20-7	Xylenes, Total	0.72	J	8.8	0.31

CAS NO.	SURROGATE	%REC	Q	LIMITS
17060-07-0	1,2-Dichloroethane-d4 (Surr)	92		58-123
460-00-4	4-Bromofluorobenzene (Surr)	93		52-136
1868-53-7	Dibromofluoromethane (Surr)	85		37-132
2037-26-5	Toluene-d8 (Surr)	88		67-125

FORM I
GC/MS VOA ORGANICS ANALYSIS DATA SHEET

Lab Name: TestAmerica Canton | Job No.: 240-28436-1

SDG No.:

Client Sample ID: DR-SB-205-06-08 | Lab Sample ID: 240-28436-5

Matrix: Solid | Lab File ID: 144513.D

Analysis Method: 8260B | Date Collected: 08/27/2013 09:50

Sample wt/vol: 6.32(g) | Date Analyzed: 09/05/2013 20:17

Soil Aliquot Vol: | Dilution Factor: 1

Soil Extract Vol.: | GC Column: DB-624 ID: 0.18(mm)

% Moisture: 12.6 | Level: (low/med) Low

Analysis Batch No.: 100252 | Units: ug/Kg

CAS NO.	COMPOUND NAME	RESULT	Q	RL	MDL
630-20-6	1,1,1,2-Tetrachloroethane	4.5	U	4.5	0.56
71-55-6	1,1,1-Trichloroethane	4.5	U	4.5	0.51
79-34-5	1,1,2,2-Tetrachloroethane	4.5	U	4.5	0.31
76-13-1	1,1,2-Trichloro-1,2,2-trichfluoroeth ane	4.5	U	4.5	1.2
75-34-3	1,1-Dichloroethane	4.5	U	4.5	0.33
75-35-4	1,1-Dichloroethene	4.5	U	4.5	0.47
563-58-6	1,1-Dichloropropene	4.5	U	4.5	0.27
87-61-6	1,2,3-Trichlorobenzene	4.5	U	4.5	0.34
96-18-4	1,2,3-Trichloropropane	4.5	U	4.5	0.81
526-73-8	1,2,3-Trimethylbenzene	0.39	J	4.5	0.15
120-82-1	1,2,4-Trichlorobenzene	4.5	U	4.5	0.24
95-63-6	1,2,4-Trimethylbenzene	0.71	J	4.5	0.59
96-12-8	1,2-Dibromo-3-Chloropropane	9.1	U	9.1	1.2
106-93-4	1,2-Dibromoethane	4.5	U	4.5	0.45
95-50-1	1,2-Dichlorobenzene	4.5	U	4.5	0.33
107-06-2	1,2-Dichloroethane	4.5	U	4.5	0.31
78-87-5	1,2-Dichloropropane	4.5	U	4.5	0.62
541-73-1	1,3-Dichlorobenzene	4.5	U	4.5	0.32
142-28-9	1,3-Dichloropropane	4.5	U	4.5	0.31
106-46-7	1,4-Dichlorobenzene	4.5	U	4.5	0.60
594-20-7	2,2-Dichloropropane	4.5	U	4.5	0.85
78-93-3	2-Butanone	13	J	18	1.3
110-75-8	2-Chloroethyl vinyl ether	45	U	45	1.3
95-49-8	2-Chlorotoluene	4.5	U	4.5	0.36
591-78-6	2-Hexanone	18	U	18	0.57
106-43-4	4-Chlorotoluene	4.5	U	4.5	0.37
108-10-1	4-Methyl-2-pentanone	18	U	18	0.49
67-64-1	Acetone	59		18	5.7
71-43-2	Benzene	1.1	J	4.5	0.21
108-86-1	Bromobenzene	4.5	U	4.5	0.30
74-97-5	Bromochloromethane	4.5	U	4.5	0.64
75-27-4	Bromodichloromethane	4.5	U	4.5	0.25
75-25-2	Bromoform	4.5	U	4.5	0.30
74-83-9	Bromomethane	4.5	U	4.5	0.49
75-15-0	Carbon disulfide	0.51	J	4.5	0.40

FORM I
GC/MS VOA ORGANICS ANALYSIS DATA SHEET

Lab Name: TestAmerica Canton | Job No.: 240-28436-1

SDG No.:

Client Sample ID: DR-SB-205-06-08 | Lab Sample ID: 240-28436-5

Matrix: Solid | Lab File ID: 144513.D

Analysis Method: 8260B | Date Collected: 08/27/2013 09:50

Sample wt/vol: 6.32(g) | Date Analyzed: 09/05/2013 20:17

Soil Aliquot Vol: | Dilution Factor: 1

Soil Extract Vol.: | GC Column: DB-624 ID: 0.18(mm)

% Moisture: 12.6 | Level: (low/med) Low

Analysis Batch No.: 100252 | Units: ug/Kg

CAS NO.	COMPOUND NAME	RESULT	Q	RL	MDL
56-23-5	Carbon tetrachloride	4.5	U	4.5	0.33
108-90-7	Chlorobenzene	4.5	U	4.5	0.30
75-00-3	Chloroethane	4.5	U	4.5	0.78
67-66-3	Chloroform	4.5	U	4.5	0.26
74-87-3	Chloromethane	4.5	U	4.5	0.37
156-59-2	cis-1,2-Dichloroethene	1.0	J	4.5	0.33
10061-01-5	cis-1,3-Dichloropropene	4.5	U	4.5	0.31
124-48-1	Dibromochloromethane	4.5	U	4.5	0.50
74-95-3	Dibromomethane	4.5	U	4.5	0.57
75-71-8	Dichlorodifluoromethane	4.5	U	4.5	0.45
108-20-3	Diisopropyl ether	9.1	U	9.1	1.4
100-41-4	Ethylbenzene	0.59	J	4.5	0.24
637-92-3	Ethyl-t-butyl ether (ETBE)	4.5	U	4.5	0.20
87-68-3	Hexachlorobutadiene	4.5	U	4.5	1.1
98-82-8	Isopropylbenzene	0.26	J	4.5	0.14
1634-04-4	Methyl tert-butyl ether	4.5	U	4.5	0.39
75-09-2	Methylene Chloride	4.5	U	4.5	0.61
179601-23-1	m-Xylene & p-Xylene	6.2	J	9.1	1.1
91-20-3	Naphthalene	2.1	J B	4.5	0.17
104-51-8	n-Butylbenzene	4.5	U	4.5	0.21
103-65-1	n-Propylbenzene	4.5	U	4.5	0.36
95-47-6	o-Xylene	3.8	J	4.5	0.32
99-87-6	p-Isopropyltoluene	0.40	J	4.5	0.19
135-98-8	sec-Butylbenzene	4.5	U	4.5	0.16
100-42-5	Styrene	4.5	U	4.5	0.14
994-05-8	Tert-amyl-methyl ether (TAME)	4.5	U	4.5	0.33
75-65-0	tert-Butyl alcohol	180	U	180	6.9
98-06-6	tert-Butylbenzene	4.5	U	4.5	0.26
127-18-4	Tetrachloroethene	4.5	U	4.5	0.47
108-88-3	Toluene	1.5	J	4.5	0.24
156-60-5	trans-1,2-Dichloroethene	4.5	U	4.5	0.37
10061-02-6	trans-1,3-Dichloropropene	4.5	U	4.5	0.49
79-01-6	Trichloroethene	4.5	U	4.5	0.38
75-69-4	Trichlorofluoromethane	4.5	U	4.5	0.31
108-05-4	Vinyl acetate	9.1	U	9.1	0.23
75-01-4	Vinyl chloride	1.5	J	4.5	0.35

FORM I
GC/MS VOA ORGANICS ANALYSIS DATA SHEET

Lab Name: TestAmerica Canton Job No.: 240-28436-1

SDG No.:

Client Sample ID: DR-SB-205-06-08 Lab Sample ID: 240-28436-5

Matrix: Solid Lab File ID: 144513.D

Analysis Method: 8260B Date Collected: 08/27/2013 09:50

Sample wt/vol: 6.32(g) Date Analyzed: 09/05/2013 20:17

Soil Aliquot Vol: Dilution Factor: 1

Soil Extract Vol.: GC Column: DB-624 ID: 0.18(mm)

% Moisture: 12.6 Level: (low/med) Low

Analysis Batch No.: 100252 Units: ug/Kg

CAS NO.	COMPOUND NAME	RESULT	Q	RL	MDL
1330-20-7	Xylenes, Total	10		9.1	0.32

CAS NO.	SURROGATE	%REC	Q	LIMITS
17060-07-0	1,2-Dichloroethane-d4 (Surr)	101		58-123
460-00-4	4-Bromofluorobenzene (Surr)	113		52-136
1868-53-7	Dibromofluoromethane (Surr)	92		37-132
2037-26-5	Toluene-d8 (Surr)	107		67-125

FORM I
GC/MS VOA ORGANICS ANALYSIS DATA SHEET

Lab Name: TestAmerica Canton | Job No.: 240-28436-1

SDG No.:

Client Sample ID: DR-SB-205-10-12 | Lab Sample ID: 240-28436-6

Matrix: Solid | Lab File ID: 144514.D

Analysis Method: 8260B | Date Collected: 08/27/2013 10:05

Sample wt/vol: 6.86(g) | Date Analyzed: 09/05/2013 20:38

Soil Aliquot Vol: | Dilution Factor: 1

Soil Extract Vol.: | GC Column: DB-624 ID: 0.18(mm)

% Moisture: 17.8 | Level: (low/med) Low

Analysis Batch No.: 100252 | Units: ug/Kg

CAS NO.	COMPOUND NAME	RESULT	Q	RL	MDL
630-20-6	1,1,1,2-Tetrachloroethane	4.4	U	4.4	0.55
71-55-6	1,1,1-Trichloroethane	4.4	U	4.4	0.50
79-34-5	1,1,2,2-Tetrachloroethane	4.4	U	4.4	0.30
76-13-1	1,1,2-Trichloro-1,2,2-trichfluoroeth ane	4.4	U	4.4	1.2
75-34-3	1,1-Dichloroethane	4.4	U	4.4	0.32
75-35-4	1,1-Dichloroethene	4.4	U	4.4	0.46
563-58-6	1,1-Dichloropropene	4.4	U	4.4	0.27
87-61-6	1,2,3-Trichlorobenzene	4.4	U	4.4	0.34
96-18-4	1,2,3-Trichloropropane	4.4	U	4.4	0.80
526-73-8	1,2,3-Trimethylbenzene	4.4	U	4.4	0.15
120-82-1	1,2,4-Trichlorobenzene	4.4	U	4.4	0.24
95-63-6	1,2,4-Trimethylbenzene	4.4	U	4.4	0.58
96-12-8	1,2-Dibromo-3-Chloropropane	8.9	U	8.9	1.2
106-93-4	1,2-Dibromoethane	4.4	U	4.4	0.44
95-50-1	1,2-Dichlorobenzene	4.4	U	4.4	0.32
107-06-2	1,2-Dichloroethane	4.4	U	4.4	0.30
78-87-5	1,2-Dichloropropane	4.4	U	4.4	0.61
541-73-1	1,3-Dichlorobenzene	4.4	U	4.4	0.31
142-28-9	1,3-Dichloropropane	4.4	U	4.4	0.30
106-46-7	1,4-Dichlorobenzene	4.4	U	4.4	0.59
594-20-7	2,2-Dichloropropane	4.4	U	4.4	0.83
78-93-3	2-Butanone	8.2	J	18	1.2
110-75-8	2-Chloroethyl vinyl ether	44	U	44	1.2
95-49-8	2-Chlorotoluene	4.4	U	4.4	0.35
591-78-6	2-Hexanone	18	U	18	0.56
106-43-4	4-Chlorotoluene	4.4	U	4.4	0.36
108-10-1	4-Methyl-2-pentanone	18	U	18	0.48
67-64-1	Acetone	100		18	5.6
71-43-2	Benzene	0.33	J	4.4	0.20
108-86-1	Bromobenzene	4.4	U	4.4	0.29
74-97-5	Bromochloromethane	4.4	U	4.4	0.63
75-27-4	Bromodichloromethane	4.4	U	4.4	0.25
75-25-2	Bromoform	4.4	U	4.4	0.29
74-83-9	Bromomethane	4.4	U	4.4	0.48
75-15-0	Carbon disulfide	4.4	U	4.4	0.39

FORM I
GC/MS VOA ORGANICS ANALYSIS DATA SHEET

Lab Name: TestAmerica Canton | Job No.: 240-28436-1

SDG No.:

Client Sample ID: DR-SB-205-10-12 | Lab Sample ID: 240-28436-6

Matrix: Solid | Lab File ID: 144514.D

Analysis Method: 8260B | Date Collected: 08/27/2013 10:05

Sample wt/vol: 6.86(g) | Date Analyzed: 09/05/2013 20:38

Soil Aliquot Vol: | Dilution Factor: 1

Soil Extract Vol.: | GC Column: DB-624 ID: 0.18(mm)

% Moisture: 17.8 | Level: (low/med) Low

Analysis Batch No.: 100252 | Units: ug/Kg

CAS NO.	COMPOUND NAME	RESULT	Q	RL	MDL
56-23-5	Carbon tetrachloride	4.4	U	4.4	0.33
108-90-7	Chlorobenzene	4.4	U	4.4	0.29
75-00-3	Chloroethane	4.4	U	4.4	0.76
67-66-3	Chloroform	4.4	U	4.4	0.26
74-87-3	Chloromethane	4.4	U	4.4	0.36
156-59-2	cis-1,2-Dichloroethene	4.4	U	4.4	0.32
10061-01-5	cis-1,3-Dichloropropene	4.4	U	4.4	0.30
124-48-1	Dibromochloromethane	4.4	U	4.4	0.49
74-95-3	Dibromomethane	4.4	U	4.4	0.56
75-71-8	Dichlorodifluoromethane	4.4	U	4.4	0.44
108-20-3	Diisopropyl ether	8.9	U	8.9	1.3
100-41-4	Ethylbenzene	4.4	U	4.4	0.23
637-92-3	Ethyl-t-butyl ether (ETBE)	4.4	U	4.4	0.20
87-68-3	Hexachlorobutadiene	4.4	U	4.4	1.1
98-82-8	Isopropylbenzene	4.4	U	4.4	0.14
1634-04-4	Methyl tert-butyl ether	4.4	U	4.4	0.38
75-09-2	Methylene Chloride	4.4	U	4.4	0.59
179601-23-1	m-Xylene & p-Xylene	8.9	U	8.9	1.1
91-20-3	Naphthalene	4.4	U	4.4	0.17
104-51-8	n-Butylbenzene	4.4	U	4.4	0.20
103-65-1	n-Propylbenzene	4.4	U	4.4	0.35
95-47-6	o-Xylene	4.4	U	4.4	0.31
99-87-6	p-Isopropyltoluene	4.4	U	4.4	0.19
135-98-8	sec-Butylbenzene	4.4	U	4.4	0.16
100-42-5	Styrene	4.4	U	4.4	0.13
994-05-8	Tert-amyl-methyl ether (TAME)	4.4	U	4.4	0.33
75-65-0	tert-Butyl alcohol	180	U	180	6.7
98-06-6	tert-Butylbenzene	4.4	U	4.4	0.26
127-18-4	Tetrachloroethene	4.4	U	4.4	0.46
108-88-3	Toluene	4.4	U	4.4	0.24
156-60-5	trans-1,2-Dichloroethene	4.4	U	4.4	0.36
10061-02-6	trans-1,3-Dichloropropene	4.4	U	4.4	0.48
79-01-6	Trichloroethene	4.4	U	4.4	0.37
75-69-4	Trichlorofluoromethane	4.4	U	4.4	0.30
108-05-4	Vinyl acetate	8.9	U	8.9	0.22
75-01-4	Vinyl chloride	0.60	J	4.4	0.35

FORM I
GC/MS VOA ORGANICS ANALYSIS DATA SHEET

Lab Name: TestAmerica Canton | Job No.: 240-28436-1

SDG No.:

Client Sample ID: DR-SB-205-10-12 | Lab Sample ID: 240-28436-6

Matrix: Solid | Lab File ID: 144514.D

Analysis Method: 8260B | Date Collected: 08/27/2013 10:05

Sample wt/vol: 6.86(g) | Date Analyzed: 09/05/2013 20:38

Soil Aliquot Vol: | Dilution Factor: 1

Soil Extract Vol.: | GC Column: DB-624 ID: 0.18(mm)

% Moisture: 17.8 | Level: (low/med) Low

Analysis Batch No.: 100252 | Units: ug/Kg

CAS NO.	COMPOUND NAME	RESULT	Q	RL	MDL
1330-20-7	Xylenes, Total	8.9	U	8.9	0.31

CAS NO.	SURROGATE	%REC	Q	LIMITS
17060-07-0	1,2-Dichloroethane-d4 (Surr)	86		58-123
460-00-4	4-Bromofluorobenzene (Surr)	83		52-136
1868-53-7	Dibromofluoromethane (Surr)	81		37-132
2037-26-5	Toluene-d8 (Surr)	88		67-125

FORM I
GC/MS VOA ORGANICS ANALYSIS DATA SHEET

Lab Name: TestAmerica Canton Job No.: 240-28436-1

SDG No.:

Client Sample ID: DR-SB-206-04-06 Lab Sample ID: 240-28436-7

Matrix: Solid Lab File ID: 144515.D

Analysis Method: 8260B Date Collected: 08/27/2013 11:05

Sample wt/vol: 7.81(g) Date Analyzed: 09/05/2013 21:00

Soil Aliquot Vol: Dilution Factor: 1

Soil Extract Vol.: GC Column: DB-624 ID: 0.18(mm)

% Moisture: 15.4 Level: (low/med) Low

Analysis Batch No.: 100252 Units: ug/Kg

CAS NO.	COMPOUND NAME	RESULT	Q	RL	MDL
630-20-6	1,1,1,2-Tetrachloroethane	3.8	U	3.8	0.47
71-55-6	1,1,1-Trichloroethane	3.8	U	3.8	0.42
79-34-5	1,1,2,2-Tetrachloroethane	3.8	U	3.8	0.26
76-13-1	1,1,2-Trichloro-1,2,2-trichfluoroeth ane	3.8	U	3.8	0.98
75-34-3	1,1-Dichloroethane	3.8	U	3.8	0.27
75-35-4	1,1-Dichloroethene	3.8	U	3.8	0.39
563-58-6	1,1-Dichloropropene	3.8	U	3.8	0.23
87-61-6	1,2,3-Trichlorobenzene	3.8	U	3.8	0.29
96-18-4	1,2,3-Trichloropropane	3.8	U	3.8	0.68
526-73-8	1,2,3-Trimethylbenzene	3.8	U	3.8	0.13
120-82-1	1,2,4-Trichlorobenzene	3.8	U	3.8	0.20
95-63-6	1,2,4-Trimethylbenzene	3.8	U	3.8	0.49
96-12-8	1,2-Dibromo-3-Chloropropane	7.6	U	7.6	0.98
106-93-4	1,2-Dibromoethane	3.8	U	3.8	0.38
95-50-1	1,2-Dichlorobenzene	3.8	U	3.8	0.27
107-06-2	1,2-Dichloroethane	3.8	U	3.8	0.26
78-87-5	1,2-Dichloropropane	3.8	U	3.8	0.52
541-73-1	1,3-Dichlorobenzene	3.8	U	3.8	0.26
142-28-9	1,3-Dichloropropane	3.8	U	3.8	0.26
106-46-7	1,4-Dichlorobenzene	3.8	U	3.8	0.50
594-20-7	2,2-Dichloropropane	3.8	U	3.8	0.71
78-93-3	2-Butanone	5.5	J	15	1.1
110-75-8	2-Chloroethyl vinyl ether	38	U	38	1.1
95-49-8	2-Chlorotoluene	3.8	U	3.8	0.30
591-78-6	2-Hexanone	15	U	15	0.48
106-43-4	4-Chlorotoluene	3.8	U	3.8	0.31
108-10-1	4-Methyl-2-pentanone	15	U	15	0.41
67-64-1	Acetone	65		15	4.8
71-43-2	Benzene	3.8	U	3.8	0.17
108-86-1	Bromobenzene	3.8	U	3.8	0.25
74-97-5	Bromochloromethane	3.8	U	3.8	0.54
75-27-4	Bromodichloromethane	3.8	U	3.8	0.21
75-25-2	Bromoform	3.8	U	3.8	0.25
74-83-9	Bromomethane	3.8	U	3.8	0.41
75-15-0	Carbon disulfide	3.8	U	3.8	0.33

FORM I
GC/MS VOA ORGANICS ANALYSIS DATA SHEET

Lab Name: TestAmerica Canton Job No.: 240-28436-1

SDG No.:

Client Sample ID: DR-SB-206-04-06 Lab Sample ID: 240-28436-7

Matrix: Solid Lab File ID: 144515.D

Analysis Method: 8260B Date Collected: 08/27/2013 11:05

Sample wt/vol: 7.81(g) Date Analyzed: 09/05/2013 21:00

Soil Aliquot Vol: Dilution Factor: 1

Soil Extract Vol.: GC Column: DB-624 ID: 0.18(mm)

% Moisture: 15.4 Level: (low/med) Low

Analysis Batch No.: 100252 Units: ug/Kg

CAS NO.	COMPOUND NAME	RESULT	Q	RL	MDL
56-23-5	Carbon tetrachloride	3.8	U	3.8	0.28
108-90-7	Chlorobenzene	3.8	U	3.8	0.25
75-00-3	Chloroethane	3.8	U	3.8	0.65
67-66-3	Chloroform	3.8	U	3.8	0.22
74-87-3	Chloromethane	3.8	U	3.8	0.31
156-59-2	cis-1,2-Dichloroethene	3.8	U	3.8	0.27
10061-01-5	cis-1,3-Dichloropropene	3.8	U	3.8	0.26
124-48-1	Dibromochloromethane	3.8	U	3.8	0.42
74-95-3	Dibromomethane	3.8	U	3.8	0.48
75-71-8	Dichlorodifluoromethane	3.8	U	3.8	0.38
108-20-3	Diisopropyl ether	7.6	U	7.6	1.1
100-41-4	Ethylbenzene	3.8	U	3.8	0.20
637-92-3	Ethyl-t-butyl ether (ETBE)	3.8	U	3.8	0.17
87-68-3	Hexachlorobutadiene	3.8	U	3.8	0.91
98-82-8	Isopropylbenzene	3.8	U	3.8	0.12
1634-04-4	Methyl tert-butyl ether	3.8	U	3.8	0.33
75-09-2	Methylene Chloride	3.8	U	3.8	0.51
179601-23-1	m-Xylene & p-Xylene	7.6	U	7.6	0.91
91-20-3	Naphthalene	3.8	U	3.8	0.14
104-51-8	n-Butylbenzene	3.8	U	3.8	0.17
103-65-1	n-Propylbenzene	3.8	U	3.8	0.30
95-47-6	o-Xylene	3.8	U	3.8	0.26
99-87-6	p-Isopropyltoluene	3.8	U	3.8	0.16
135-98-8	sec-Butylbenzene	3.8	U	3.8	0.14
100-42-5	Styrene	3.8	U	3.8	0.11
994-05-8	Tert-amyl-methyl ether (TAME)	3.8	U	3.8	0.28
75-65-0	tert-Butyl alcohol	150	U	150	5.8
98-06-6	tert-Butylbenzene	3.8	U	3.8	0.22
127-18-4	Tetrachloroethene	3.8	U	3.8	0.39
108-88-3	Toluene	3.8	U	3.8	0.20
156-60-5	trans-1,2-Dichloroethene	3.8	U	3.8	0.31
10061-02-6	trans-1,3-Dichloropropene	3.8	U	3.8	0.41
79-01-6	Trichloroethene	3.8	U	3.8	0.32
75-69-4	Trichlorofluoromethane	3.8	U	3.8	0.26
108-05-4	Vinyl acetate	7.6	U	7.6	0.19
75-01-4	Vinyl chloride	0.61	J	3.8	0.30

FORM I
GC/MS VOA ORGANICS ANALYSIS DATA SHEET

Lab Name: TestAmerica Canton Job No.: 240-28436-1

SDG No.:

Client Sample ID: DR-SB-206-04-06 Lab Sample ID: 240-28436-7

Matrix: Solid Lab File ID: 144515.D

Analysis Method: 8260B Date Collected: 08/27/2013 11:05

Sample wt/vol: 7.81(g) Date Analyzed: 09/05/2013 21:00

Soil Aliquot Vol: Dilution Factor: 1

Soil Extract Vol.: GC Column: DB-624 ID: 0.18(mm)

% Moisture: 15.4 Level: (low/med) Low

Analysis Batch No.: 100252 Units: ug/Kg

CAS NO.	COMPOUND NAME	RESULT	Q	RL	MDL
1330-20-7	Xylenes, Total	7.6	U	7.6	0.26

CAS NO.	SURROGATE	%REC	Q	LIMITS
17060-07-0	1,2-Dichloroethane-d4 (Surr)	96		58-123
460-00-4	4-Bromofluorobenzene (Surr)	85		52-136
1868-53-7	Dibromofluoromethane (Surr)	84		37-132
2037-26-5	Toluene-d8 (Surr)	86		67-125

FORM I
GC/MS VOA ORGANICS ANALYSIS DATA SHEET

Lab Name: TestAmerica Canton | Job No.: 240-28436-1

SDG No.:

Client Sample ID: DR-SB-206-08-10 | Lab Sample ID: 240-28436-8

Matrix: Solid | Lab File ID: 144516.D

Analysis Method: 8260B | Date Collected: 08/27/2013 11:10

Sample wt/vol: 7(g) | Date Analyzed: 09/05/2013 21:21

Soil Aliquot Vol: | Dilution Factor: 1

Soil Extract Vol.: | GC Column: DB-624 ID: 0.18(mm)

% Moisture: 12.5 | Level: (low/med) Low

Analysis Batch No.: 100252 | Units: ug/Kg

CAS NO.	COMPOUND NAME	RESULT	Q	RL	MDL
630-20-6	1,1,1,2-Tetrachloroethane	4.1	U	4.1	0.51
71-55-6	1,1,1-Trichloroethane	4.1	U	4.1	0.46
79-34-5	1,1,2,2-Tetrachloroethane	4.1	U	4.1	0.28
76-13-1	1,1,2-Trichloro-1,2,2-trichfluoroeth ane	4.1	U	4.1	1.1
75-34-3	1,1-Dichloroethane	4.1	U	4.1	0.29
75-35-4	1,1-Dichloroethene	4.1	U	4.1	0.42
563-58-6	1,1-Dichloropropene	4.1	U	4.1	0.24
87-61-6	1,2,3-Trichlorobenzene	4.1	U	4.1	0.31
96-18-4	1,2,3-Trichloropropane	4.1	U	4.1	0.73
526-73-8	1,2,3-Trimethylbenzene	0.42	J	4.1	0.14
120-82-1	1,2,4-Trichlorobenzene	4.1	U	4.1	0.22
95-63-6	1,2,4-Trimethylbenzene	0.58	J	4.1	0.53
96-12-8	1,2-Dibromo-3-Chloropropane	8.2	U	8.2	1.1
106-93-4	1,2-Dibromoethane	4.1	U	4.1	0.41
95-50-1	1,2-Dichlorobenzene	4.1	U	4.1	0.29
107-06-2	1,2-Dichloroethane	4.1	U	4.1	0.28
78-87-5	1,2-Dichloropropane	4.1	U	4.1	0.56
541-73-1	1,3-Dichlorobenzene	4.1	U	4.1	0.29
142-28-9	1,3-Dichloropropane	4.1	U	4.1	0.28
106-46-7	1,4-Dichlorobenzene	4.1	U	4.1	0.54
594-20-7	2,2-Dichloropropane	4.1	U	4.1	0.77
78-93-3	2-Butanone	8.0	J	16	1.1
110-75-8	2-Chloroethyl vinyl ether	41	U	41	1.1
95-49-8	2-Chlorotoluene	4.1	U	4.1	0.33
591-78-6	2-Hexanone	16	U	16	0.51
106-43-4	4-Chlorotoluene	4.1	U	4.1	0.33
108-10-1	4-Methyl-2-pentanone	16	U	16	0.44
67-64-1	Acetone	110		16	5.1
71-43-2	Benzene	0.19	J	4.1	0.19
108-86-1	Bromobenzene	4.1	U	4.1	0.27
74-97-5	Bromochloromethane	4.1	U	4.1	0.58
75-27-4	Bromodichloromethane	4.1	U	4.1	0.23
75-25-2	Bromoform	4.1	U	4.1	0.27
74-83-9	Bromomethane	4.1	U	4.1	0.44
75-15-0	Carbon disulfide	1.6	J	4.1	0.36

FORM I
GC/MS VOA ORGANICS ANALYSIS DATA SHEET

Lab Name: TestAmerica Canton Job No.: 240-28436-1

SDG No.:

Client Sample ID: DR-SB-206-08-10 Lab Sample ID: 240-28436-8

Matrix: Solid Lab File ID: 144516.D

Analysis Method: 8260B Date Collected: 08/27/2013 11:10

Sample wt/vol: 7(g) Date Analyzed: 09/05/2013 21:21

Soil Aliquot Vol: Dilution Factor: 1

Soil Extract Vol.: GC Column: DB-624 ID: 0.18(mm)

% Moisture: 12.5 Level: (low/med) Low

Analysis Batch No.: 100252 Units: ug/Kg

CAS NO.	COMPOUND NAME	RESULT	Q	RL	MDL
56-23-5	Carbon tetrachloride	4.1	U	4.1	0.30
108-90-7	Chlorobenzene	4.1	U	4.1	0.27
75-00-3	Chloroethane	4.1	U	4.1	0.70
67-66-3	Chloroform	4.1	U	4.1	0.24
74-87-3	Chloromethane	4.1	U	4.1	0.33
156-59-2	cis-1,2-Dichloroethene	4.1	U	4.1	0.29
10061-01-5	cis-1,3-Dichloropropene	4.1	U	4.1	0.28
124-48-1	Dibromochloromethane	4.1	U	4.1	0.45
74-95-3	Dibromomethane	4.1	U	4.1	0.51
75-71-8	Dichlorodifluoromethane	4.1	U	4.1	0.41
108-20-3	Diisopropyl ether	8.2	U	8.2	1.2
100-41-4	Ethylbenzene	4.1	U	4.1	0.21
637-92-3	Ethyl-t-butyl ether (ETBE)	4.1	U	4.1	0.18
87-68-3	Hexachlorobutadiene	4.1	U	4.1	0.98
98-82-8	Isopropylbenzene	4.1	U	4.1	0.13
1634-04-4	Methyl tert-butyl ether	4.1	U	4.1	0.35
75-09-2	Methylene Chloride	4.1	U	4.1	0.55
179601-23-1	m-Xylene & p-Xylene	8.2	U	8.2	0.98
91-20-3	Naphthalene	7.9	B	4.1	0.16
104-51-8	n-Butylbenzene	4.1	U	4.1	0.19
103-65-1	n-Propylbenzene	4.1	U	4.1	0.33
95-47-6	o-Xylene	0.50	J	4.1	0.29
99-87-6	p-Isopropyltoluene	0.23	J	4.1	0.17
135-98-8	sec-Butylbenzene	4.1	U	4.1	0.15
100-42-5	Styrene	4.1	U	4.1	0.12
994-05-8	Tert-amyl-methyl ether (TAME)	4.1	U	4.1	0.30
75-65-0	tert-Butyl alcohol	160	U	160	6.2
98-06-6	tert-Butylbenzene	4.1	U	4.1	0.24
127-18-4	Tetrachloroethene	4.1	U	4.1	0.42
108-88-3	Toluene	0.74	J	4.1	0.22
156-60-5	trans-1,2-Dichloroethene	4.1	U	4.1	0.33
10061-02-6	trans-1,3-Dichloropropene	4.1	U	4.1	0.44
79-01-6	Trichloroethene	4.1	U	4.1	0.34
75-69-4	Trichlorofluoromethane	4.1	U	4.1	0.28
108-05-4	Vinyl acetate	8.2	U	8.2	0.20
75-01-4	Vinyl chloride	1.1	J	4.1	0.32

FORM I
GC/MS VOA ORGANICS ANALYSIS DATA SHEET

Lab Name: TestAmerica Canton | Job No.: 240-28436-1

SDG No.:

Client Sample ID: DR-SB-206-08-10 | Lab Sample ID: 240-28436-8

Matrix: Solid | Lab File ID: 144516.D

Analysis Method: 8260B | Date Collected: 08/27/2013 11:10

Sample wt/vol: 7(g) | Date Analyzed: 09/05/2013 21:21

Soil Aliquot Vol: | Dilution Factor: 1

Soil Extract Vol.: | GC Column: DB-624 ID: 0.18(mm)

% Moisture: 12.5 | Level: (low/med) Low

Analysis Batch No.: 100252 | Units: ug/Kg

CAS NO.	COMPOUND NAME	RESULT	Q	RL	MDL
1330-20-7	Xylenes, Total	0.50	J	8.2	0.29

CAS NO.	SURROGATE	%REC	Q	LIMITS
17060-07-0	1,2-Dichloroethane-d4 (Surr)	100		58-123
460-00-4	4-Bromofluorobenzene (Surr)	102		52-136
1868-53-7	Dibromofluoromethane (Surr)	92		37-132
2037-26-5	Toluene-d8 (Surr)	99		67-125

FORM I
GC/MS VOA ORGANICS ANALYSIS DATA SHEET

Lab Name: TestAmerica Canton | Job No.: 240-28436-1

SDG No.:

Client Sample ID: DR-SB-207-02-04 | Lab Sample ID: 240-28436-9

Matrix: Solid | Lab File ID: 144517.D

Analysis Method: 8260B | Date Collected: 08/27/2013 11:10

Sample wt/vol: 6.58(g) | Date Analyzed: 09/05/2013 21:43

Soil Aliquot Vol: | Dilution Factor: 1

Soil Extract Vol.: | GC Column: DB-624 ID: 0.18(mm)

% Moisture: 13.5 | Level: (low/med) Low

Analysis Batch No.: 100252 | Units: ug/Kg

CAS NO.	COMPOUND NAME	RESULT	Q	RL	MDL
630-20-6	1,1,1,2-Tetrachloroethane	4.4	U	4.4	0.54
71-55-6	1,1,1-Trichloroethane	4.4	U	4.4	0.49
79-34-5	1,1,2,2-Tetrachloroethane	4.4	U	4.4	0.30
76-13-1	1,1,2-Trichloro-1,2,2-trichfluoroeth ane	4.4	U	4.4	1.1
75-34-3	1,1-Dichloroethane	4.4	U	4.4	0.32
75-35-4	1,1-Dichloroethene	4.4	U	4.4	0.46
563-58-6	1,1-Dichloropropene	4.4	U	4.4	0.26
87-61-6	1,2,3-Trichlorobenzene	4.4	U	4.4	0.33
96-18-4	1,2,3-Trichloropropane	4.4	U	4.4	0.79
526-73-8	1,2,3-Trimethylbenzene	0.85	J	4.4	0.15
120-82-1	1,2,4-Trichlorobenzene	4.4	U	4.4	0.24
95-63-6	1,2,4-Trimethylbenzene	0.97	J	4.4	0.57
96-12-8	1,2-Dibromo-3-Chloropropane	8.8	U	8.8	1.1
106-93-4	1,2-Dibromoethane	4.4	U	4.4	0.44
95-50-1	1,2-Dichlorobenzene	4.4	U	4.4	0.32
107-06-2	1,2-Dichloroethane	4.4	U	4.4	0.30
78-87-5	1,2-Dichloropropane	4.4	U	4.4	0.61
541-73-1	1,3-Dichlorobenzene	4.4	U	4.4	0.31
142-28-9	1,3-Dichloropropane	4.4	U	4.4	0.30
106-46-7	1,4-Dichlorobenzene	4.4	U	4.4	0.58
594-20-7	2,2-Dichloropropane	4.4	U	4.4	0.83
78-93-3	2-Butanone	21		18	1.2
110-75-8	2-Chloroethyl vinyl ether	44	U	44	1.2
95-49-8	2-Chlorotoluene	4.4	U	4.4	0.35
591-78-6	2-Hexanone	18	U	18	0.55
106-43-4	4-Chlorotoluene	4.4	U	4.4	0.36
108-10-1	4-Methyl-2-pentanone	18	U	18	0.47
67-64-1	Acetone	130		18	5.5
71-43-2	Benzene	0.37	J	4.4	0.20
108-86-1	Bromobenzene	4.4	U	4.4	0.29
74-97-5	Bromochloromethane	4.4	U	4.4	0.62
75-27-4	Bromodichloromethane	4.4	U	4.4	0.25
75-25-2	Bromoform	4.4	U	4.4	0.29
74-83-9	Bromomethane	4.4	U	4.4	0.47
75-15-0	Carbon disulfide	0.66	J	4.4	0.39

FORM I
GC/MS VOA ORGANICS ANALYSIS DATA SHEET

Lab Name: TestAmerica Canton | Job No.: 240-28436-1

SDG No.:

Client Sample ID: DR-SB-207-02-04 | Lab Sample ID: 240-28436-9

Matrix: Solid | Lab File ID: 144517.D

Analysis Method: 8260B | Date Collected: 08/27/2013 11:10

Sample wt/vol: 6.58(g) | Date Analyzed: 09/05/2013 21:43

Soil Aliquot Vol: | Dilution Factor: 1

Soil Extract Vol.: | GC Column: DB-624 ID: 0.18(mm)

% Moisture: 13.5 | Level: (low/med) Low

Analysis Batch No.: 100252 | Units: ug/Kg

CAS NO.	COMPOUND NAME	RESULT	Q	RL	MDL
56-23-5	Carbon tetrachloride	4.4	U	4.4	0.32
108-90-7	Chlorobenzene	4.4	U	4.4	0.29
75-00-3	Chloroethane	4.4	U	4.4	0.76
67-66-3	Chloroform	4.4	U	4.4	0.25
74-87-3	Chloromethane	4.4	U	4.4	0.36
156-59-2	cis-1,2-Dichloroethene	0.82	J	4.4	0.32
10061-01-5	cis-1,3-Dichloropropene	4.4	U	4.4	0.30
124-48-1	Dibromochloromethane	4.4	U	4.4	0.48
74-95-3	Dibromomethane	4.4	U	4.4	0.55
75-71-8	Dichlorodifluoromethane	4.4	U	4.4	0.44
108-20-3	Diisopropyl ether	8.8	U	8.8	1.3
100-41-4	Ethylbenzene	0.33	J	4.4	0.23
637-92-3	Ethyl-t-butyl ether (ETBE)	4.4	U	4.4	0.19
87-68-3	Hexachlorobutadiene	4.4	U	4.4	1.1
98-82-8	Isopropylbenzene	0.51	J	4.4	0.14
1634-04-4	Methyl tert-butyl ether	4.4	U	4.4	0.38
75-09-2	Methylene Chloride	4.4	U	4.4	0.59
179601-23-1	m-Xylene & p-Xylene	8.8	U	8.8	1.1
91-20-3	Naphthalene	35	B	4.4	0.17
104-51-8	n-Butylbenzene	4.4	U	4.4	0.20
103-65-1	n-Propylbenzene	4.4	U	4.4	0.35
95-47-6	o-Xylene	1.1	J	4.4	0.31
99-87-6	p-Isopropyltoluene	0.28	J	4.4	0.18
135-98-8	sec-Butylbenzene	4.4	U	4.4	0.16
100-42-5	Styrene	4.4	U	4.4	0.13
994-05-8	Tert-amyl-methyl ether (TAME)	4.4	U	4.4	0.32
75-65-0	tert-Butyl alcohol	180	U	180	6.7
98-06-6	tert-Butylbenzene	4.4	U	4.4	0.25
127-18-4	Tetrachloroethene	4.4	U	4.4	0.46
108-88-3	Toluene	0.34	J	4.4	0.24
156-60-5	trans-1,2-Dichloroethene	4.4	U	4.4	0.36
10061-02-6	trans-1,3-Dichloropropene	4.4	U	4.4	0.47
79-01-6	Trichloroethene	4.4	U	4.4	0.37
75-69-4	Trichlorofluoromethane	4.4	U	4.4	0.30
108-05-4	Vinyl acetate	8.8	U	8.8	0.22
75-01-4	Vinyl chloride	4.4	U	4.4	0.34

FORM I
GC/MS VOA ORGANICS ANALYSIS DATA SHEET

Lab Name: TestAmerica Canton | Job No.: 240-28436-1

SDG No.:

Client Sample ID: DR-SB-207-02-04 | Lab Sample ID: 240-28436-9

Matrix: Solid | Lab File ID: 144517.D

Analysis Method: 8260B | Date Collected: 08/27/2013 11:10

Sample wt/vol: 6.58(g) | Date Analyzed: 09/05/2013 21:43

Soil Aliquot Vol: | Dilution Factor: 1

Soil Extract Vol.: | GC Column: DB-624 ID: 0.18(mm)

% Moisture: 13.5 | Level: (low/med) Low

Analysis Batch No.: 100252 | Units: ug/Kg

CAS NO.	COMPOUND NAME	RESULT	Q	RL	MDL
1330-20-7	Xylenes, Total	1.1	J	8.8	0.31

CAS NO.	SURROGATE	%REC	Q	LIMITS
17060-07-0	1,2-Dichloroethane-d4 (Surr)	97		58-123
460-00-4	4-Bromofluorobenzene (Surr)	107		52-136
1868-53-7	Dibromofluoromethane (Surr)	91		37-132
2037-26-5	Toluene-d8 (Surr)	100		67-125

FORM I
GC/MS VOA ORGANICS ANALYSIS DATA SHEET

Lab Name: TestAmerica Canton | Job No.: 240-28436-1

SDG No.:

Client Sample ID: DR-SB-207-10-12 | Lab Sample ID: 240-28436-10

Matrix: Solid | Lab File ID: 144518.D

Analysis Method: 8260B | Date Collected: 08/27/2013 11:00

Sample wt/vol: 7.53(g) | Date Analyzed: 09/05/2013 22:04

Soil Aliquot Vol: | Dilution Factor: 1

Soil Extract Vol.: | GC Column: DB-624 ID: 0.18(mm)

% Moisture: 10.7 | Level: (low/med) Low

Analysis Batch No.: 100252 | Units: ug/Kg

CAS NO.	COMPOUND NAME	RESULT	Q	RL	MDL
630-20-6	1,1,1,2-Tetrachloroethane	3.7	U	3.7	0.46
71-55-6	1,1,1-Trichloroethane	3.7	U	3.7	0.42
79-34-5	1,1,2,2-Tetrachloroethane	3.7	U	3.7	0.25
76-13-1	1,1,2-Trichloro-1,2,2-trichfluoroeth ane	3.7	U	3.7	0.97
75-34-3	1,1-Dichloroethane	3.7	U	3.7	0.27
75-35-4	1,1-Dichloroethene	3.7	U	3.7	0.39
563-58-6	1,1-Dichloropropene	3.7	U	3.7	0.22
87-61-6	1,2,3-Trichlorobenzene	3.7	U	3.7	0.28
96-18-4	1,2,3-Trichloropropane	3.7	U	3.7	0.67
526-73-8	1,2,3-Trimethylbenzene	0.20	J	3.7	0.13
120-82-1	1,2,4-Trichlorobenzene	3.7	U	3.7	0.20
95-63-6	1,2,4-Trimethylbenzene	3.7	U	3.7	0.48
96-12-8	1,2-Dibromo-3-Chloropropane	7.4	U	7.4	0.97
106-93-4	1,2-Dibromoethane	3.7	U	3.7	0.37
95-50-1	1,2-Dichlorobenzene	3.7	U	3.7	0.27
107-06-2	1,2-Dichloroethane	3.7	U	3.7	0.25
78-87-5	1,2-Dichloropropane	3.7	U	3.7	0.51
541-73-1	1,3-Dichlorobenzene	3.7	U	3.7	0.26
142-28-9	1,3-Dichloropropane	3.7	U	3.7	0.25
106-46-7	1,4-Dichlorobenzene	3.7	U	3.7	0.49
594-20-7	2,2-Dichloropropane	3.7	U	3.7	0.70
78-93-3	2-Butanone	11	J	15	1.0
110-75-8	2-Chloroethyl vinyl ether	37	U	37	1.0
95-49-8	2-Chlorotoluene	3.7	U	3.7	0.30
591-78-6	2-Hexanone	15	U	15	0.47
106-43-4	4-Chlorotoluene	3.7	U	3.7	0.30
108-10-1	4-Methyl-2-pentanone	15	U	15	0.40
67-64-1	Acetone	66		15	4.7
71-43-2	Benzene	0.29	J	3.7	0.17
108-86-1	Bromobenzene	3.7	U	3.7	0.25
74-97-5	Bromochloromethane	3.7	U	3.7	0.53
75-27-4	Bromodichloromethane	3.7	U	3.7	0.21
75-25-2	Bromoform	3.7	U	3.7	0.25
74-83-9	Bromomethane	3.7	U	3.7	0.40
75-15-0	Carbon disulfide	1.9	J	3.7	0.33

FORM I

GC/MS VOA ORGANICS ANALYSIS DATA SHEET

Lab Name: TestAmerica Canton Job No.: 240-28436-1

SDG No.:

Client Sample ID: DR-SB-207-10-12 Lab Sample ID: 240-28436-10

Matrix: Solid Lab File ID: 144518.D

Analysis Method: 8260B Date Collected: 08/27/2013 11:00

Sample wt/vol: 7.53(g) Date Analyzed: 09/05/2013 22:04

Soil Aliquot Vol: Dilution Factor: 1

Soil Extract Vol.: GC Column: DB-624 ID: 0.18(mm)

% Moisture: 10.7 Level: (low/med) Low

Analysis Batch No.: 100252 Units: ug/Kg

CAS NO.	COMPOUND NAME	RESULT	Q	RL	MDL
56-23-5	Carbon tetrachloride	3.7	U	3.7	0.28
108-90-7	Chlorobenzene	3.7	U	3.7	0.25
75-00-3	Chloroethane	3.7	U	3.7	0.64
67-66-3	Chloroform	3.7	U	3.7	0.22
74-87-3	Chloromethane	3.7	U	3.7	0.30
156-59-2	cis-1,2-Dichloroethene	1.0	J	3.7	0.27
10061-01-5	cis-1,3-Dichloropropene	3.7	U	3.7	0.25
124-48-1	Dibromochloromethane	3.7	U	3.7	0.41
74-95-3	Dibromomethane	3.7	U	3.7	0.47
75-71-8	Dichlorodifluoromethane	3.7	U	3.7	0.37
108-20-3	Diisopropyl ether	7.4	U	7.4	1.1
100-41-4	Ethylbenzene	3.7	U	3.7	0.19
637-92-3	Ethyl-t-butyl ether (ETBE)	3.7	U	3.7	0.16
87-68-3	Hexachlorobutadiene	3.7	U	3.7	0.89
98-82-8	Isopropylbenzene	3.7	U	3.7	0.12
1634-04-4	Methyl tert-butyl ether	3.7	U	3.7	0.32
75-09-2	Methylene Chloride	3.7	U	3.7	0.50
179601-23-1	m-Xylene & p-Xylene	7.4	U	7.4	0.89
91-20-3	Naphthalene	1.5	J B	3.7	0.14
104-51-8	n-Butylbenzene	3.7	U	3.7	0.17
103-65-1	n-Propylbenzene	3.7	U	3.7	0.30
95-47-6	o-Xylene	0.72	J	3.7	0.26
99-87-6	p-Isopropyltoluene	3.7	U	3.7	0.16
135-98-8	sec-Butylbenzene	3.7	U	3.7	0.13
100-42-5	Styrene	3.7	U	3.7	0.11
994-05-8	Tert-amyl-methyl ether (TAME)	3.7	U	3.7	0.28
75-65-0	tert-Butyl alcohol	150	U	150	5.6
98-06-6	tert-Butylbenzene	3.7	U	3.7	0.22
127-18-4	Tetrachloroethene	3.7	U	3.7	0.39
108-88-3	Toluene	1.8	J	3.7	0.20
156-60-5	trans-1,2-Dichloroethene	3.7	U	3.7	0.30
10061-02-6	trans-1,3-Dichloropropene	3.7	U	3.7	0.40
79-01-6	Trichloroethene	3.7	U	3.7	0.31
75-69-4	Trichlorofluoromethane	3.7	U	3.7	0.25
108-05-4	Vinyl acetate	7.4	U	7.4	0.19
75-01-4	Vinyl chloride	4.6		3.7	0.29

FORM I
GC/MS VOA ORGANICS ANALYSIS DATA SHEET

Lab Name: TestAmerica Canton | Job No.: 240-28436-1

SDG No.:

Client Sample ID: DR-SB-207-10-12 | Lab Sample ID: 240-28436-10

Matrix: Solid | Lab File ID: 144518.D

Analysis Method: 8260B | Date Collected: 08/27/2013 11:00

Sample wt/vol: 7.53(g) | Date Analyzed: 09/05/2013 22:04

Soil Aliquot Vol: | Dilution Factor: 1

Soil Extract Vol.: | GC Column: DB-624 ID: 0.18(mm)

% Moisture: 10.7 | Level: (low/med) Low

Analysis Batch No.: 100252 | Units: ug/Kg

CAS NO.	COMPOUND NAME	RESULT	Q	RL	MDL
1330-20-7	Xylenes, Total	0.72	J	7.4	0.26

CAS NO.	SURROGATE	%REC	Q	LIMITS
17060-07-0	1,2-Dichloroethane-d4 (Surr)	99		58-123
460-00-4	4-Bromofluorobenzene (Surr)	90		52-136
1868-53-7	Dibromofluoromethane (Surr)	93		37-132
2037-26-5	Toluene-d8 (Surr)	98		67-125

FORM I
GC/MS VOA ORGANICS ANALYSIS DATA SHEET

Lab Name: TestAmerica Canton | Job No.: 240-28436-1

SDG No.:

Client Sample ID: DR-SB-208-04-06 | Lab Sample ID: 240-28436-11

Matrix: Solid | Lab File ID: 144519.D

Analysis Method: 8260B | Date Collected: 08/27/2013 12:00

Sample wt/vol: 6.82(g) | Date Analyzed: 09/05/2013 22:25

Soil Aliquot Vol: | Dilution Factor: 1

Soil Extract Vol.: | GC Column: DB-624 ID: 0.18(mm)

% Moisture: 7.2 | Level: (low/med) Low

Analysis Batch No.: 100252 | Units: ug/Kg

CAS NO.	COMPOUND NAME	RESULT	Q	RL	MDL
630-20-6	1,1,1,2-Tetrachloroethane	4.0	U	4.0	0.49
71-55-6	1,1,1-Trichloroethane	4.0	U	4.0	0.44
79-34-5	1,1,2,2-Tetrachloroethane	4.0	U	4.0	0.27
76-13-1	1,1,2-Trichloro-1,2,2-trichfluoroeth ane	4.0	U	4.0	1.0
75-34-3	1,1-Dichloroethane	4.0	U	4.0	0.28
75-35-4	1,1-Dichloroethene	4.0	U	4.0	0.41
563-58-6	1,1-Dichloropropene	4.0	U	4.0	0.24
87-61-6	1,2,3-Trichlorobenzene	4.0	U	4.0	0.30
96-18-4	1,2,3-Trichloropropane	4.0	U	4.0	0.71
526-73-8	1,2,3-Trimethylbenzene	0.75	J	4.0	0.13
120-82-1	1,2,4-Trichlorobenzene	4.0	U	4.0	0.21
95-63-6	1,2,4-Trimethylbenzene	0.96	J	4.0	0.51
96-12-8	1,2-Dibromo-3-Chloropropane	7.9	U	7.9	1.0
106-93-4	1,2-Dibromoethane	4.0	U	4.0	0.40
95-50-1	1,2-Dichlorobenzene	4.0	U	4.0	0.28
107-06-2	1,2-Dichloroethane	4.0	U	4.0	0.27
78-87-5	1,2-Dichloropropane	4.0	U	4.0	0.55
541-73-1	1,3-Dichlorobenzene	4.0	U	4.0	0.28
142-28-9	1,3-Dichloropropane	4.0	U	4.0	0.27
106-46-7	1,4-Dichlorobenzene	4.0	U	4.0	0.52
594-20-7	2,2-Dichloropropane	4.0	U	4.0	0.74
78-93-3	2-Butanone	15	J	16	1.1
110-75-8	2-Chloroethyl vinyl ether	40	U	40	1.1
95-49-8	2-Chlorotoluene	4.0	U	4.0	0.32
591-78-6	2-Hexanone	16	U	16	0.50
106-43-4	4-Chlorotoluene	4.0	U	4.0	0.32
108-10-1	4-Methyl-2-pentanone	16	U	16	0.43
67-64-1	Acetone	70		16	5.0
71-43-2	Benzene	0.22	J	4.0	0.18
108-86-1	Bromobenzene	4.0	U	4.0	0.26
74-97-5	Bromochloromethane	4.0	U	4.0	0.56
75-27-4	Bromodichloromethane	4.0	U	4.0	0.22
75-25-2	Bromoform	4.0	U	4.0	0.26
74-83-9	Bromomethane	4.0	U	4.0	0.43
75-15-0	Carbon disulfide	1.3	J	4.0	0.35

FORM I
GC/MS VOA ORGANICS ANALYSIS DATA SHEET

Lab Name: TestAmerica Canton Job No.: 240-28436-1

SDG No.:

Client Sample ID: DR-SB-208-04-06 Lab Sample ID: 240-28436-11

Matrix: Solid Lab File ID: 144519.D

Analysis Method: 8260B Date Collected: 08/27/2013 12:00

Sample wt/vol: 6.82(g) Date Analyzed: 09/05/2013 22:25

Soil Aliquot Vol: Dilution Factor: 1

Soil Extract Vol.: GC Column: DB-624 ID: 0.18(mm)

% Moisture: 7.2 Level: (low/med) Low

Analysis Batch No.: 100252 Units: ug/Kg

CAS NO.	COMPOUND NAME	RESULT	Q	RL	MDL
56-23-5	Carbon tetrachloride	4.0	U	4.0	0.29
108-90-7	Chlorobenzene	4.0	U	4.0	0.26
75-00-3	Chloroethane	4.0	U	4.0	0.68
67-66-3	Chloroform	4.0	U	4.0	0.23
74-87-3	Chloromethane	4.0	U	4.0	0.32
156-59-2	cis-1,2-Dichloroethene	4.0	U	4.0	0.28
10061-01-5	cis-1,3-Dichloropropene	4.0	U	4.0	0.27
124-48-1	Dibromochloromethane	4.0	U	4.0	0.43
74-95-3	Dibromomethane	4.0	U	4.0	0.50
75-71-8	Dichlorodifluoromethane	4.0	U	4.0	0.40
108-20-3	Diisopropyl ether	7.9	U	7.9	1.2
100-41-4	Ethylbenzene	0.34	J	4.0	0.21
637-92-3	Ethyl-t-butyl ether (ETBE)	4.0	U	4.0	0.17
87-68-3	Hexachlorobutadiene	4.0	U	4.0	0.95
98-82-8	Isopropylbenzene	0.18	J	4.0	0.13
1634-04-4	Methyl tert-butyl ether	4.0	U	4.0	0.34
75-09-2	Methylene Chloride	4.0	U	4.0	0.53
179601-23-1	m-Xylene & p-Xylene	7.9	U	7.9	0.95
91-20-3	Naphthalene	78	B	4.0	0.15
104-51-8	n-Butylbenzene	0.43	J	4.0	0.18
103-65-1	n-Propylbenzene	4.0	U	4.0	0.32
95-47-6	o-Xylene	0.57	J	4.0	0.28
99-87-6	p-Isopropyltoluene	0.30	J	4.0	0.17
135-98-8	sec-Butylbenzene	0.21	J	4.0	0.14
100-42-5	Styrene	4.0	U	4.0	0.12
994-05-8	Tert-amyl-methyl ether (TAME)	4.0	U	4.0	0.29
75-65-0	tert-Butyl alcohol	160	U	160	6.0
98-06-6	tert-Butylbenzene	4.0	U	4.0	0.23
127-18-4	Tetrachloroethene	4.0	U	4.0	0.41
108-88-3	Toluene	0.53	J	4.0	0.21
156-60-5	trans-1,2-Dichloroethene	4.0	U	4.0	0.32
10061-02-6	trans-1,3-Dichloropropene	4.0	U	4.0	0.43
79-01-6	Trichloroethene	4.0	U	4.0	0.33
75-69-4	Trichlorofluoromethane	4.0	U	4.0	0.27
108-05-4	Vinyl acetate	7.9	U	7.9	0.20
75-01-4	Vinyl chloride	4.0	U	4.0	0.31

FORM I
GC/MS VOA ORGANICS ANALYSIS DATA SHEET

Lab Name: TestAmerica Canton | Job No.: 240-28436-1

SDG No.:

Client Sample ID: DR-SB-208-04-06 | Lab Sample ID: 240-28436-11

Matrix: Solid | Lab File ID: 144519.D

Analysis Method: 8260B | Date Collected: 08/27/2013 12:00

Sample wt/vol: 6.82(g) | Date Analyzed: 09/05/2013 22:25

Soil Aliquot Vol: | Dilution Factor: 1

Soil Extract Vol.: | GC Column: DB-624 ID: 0.18(mm)

% Moisture: 7.2 | Level: (low/med) Low

Analysis Batch No.: 100252 | Units: ug/Kg

CAS NO.	COMPOUND NAME	RESULT	Q	RL	MDL
1330-20-7	Xylenes, Total	0.57	J	7.9	0.28

CAS NO.	SURROGATE	%REC	Q	LIMITS
17060-07-0	1,2-Dichloroethane-d4 (Surr)	116		58-123
460-00-4	4-Bromofluorobenzene (Surr)	125		52-136
1868-53-7	Dibromofluoromethane (Surr)	110		37-132
2037-26-5	Toluene-d8 (Surr)	112		67-125

FORM I
GC/MS VOA ORGANICS ANALYSIS DATA SHEET

Lab Name: TestAmerica Canton Job No.: 240-28436-1

SDG No.:

Client Sample ID: DR-SB-208-08-10 Lab Sample ID: 240-28436-12

Matrix: Solid Lab File ID: UX87227.D

Analysis Method: 8260B Date Collected: 08/27/2013 12:05

Sample wt/vol: 7.07(g) Date Analyzed: 09/06/2013 05:18

Soil Aliquot Vol: Dilution Factor: 1

Soil Extract Vol.: GC Column: DB-624 ID: 0.18(mm)

% Moisture: 12.3 Level: (low/med) Low

Analysis Batch No.: 100346 Units: ug/Kg

CAS NO.	COMPOUND NAME	RESULT	Q	RL	MDL
630-20-6	1,1,1,2-Tetrachloroethane	4.0	U	4.0	0.50
71-55-6	1,1,1-Trichloroethane	4.0	U	4.0	0.45
79-34-5	1,1,2,2-Tetrachloroethane	4.0	U	4.0	0.27
76-13-1	1,1,2-Trichloro-1,2,2-trichfluoroeth ane	4.0	U	4.0	1.0
75-34-3	1,1-Dichloroethane	4.0	U	4.0	0.29
75-35-4	1,1-Dichloroethene	4.0	U	4.0	0.42
563-58-6	1,1-Dichloropropene	4.0	U *	4.0	0.24
87-61-6	1,2,3-Trichlorobenzene	4.0	U	4.0	0.31
96-18-4	1,2,3-Trichloropropane	4.0	U	4.0	0.73
526-73-8	1,2,3-Trimethylbenzene	4.0	U	4.0	0.14
120-82-1	1,2,4-Trichlorobenzene	4.0	U	4.0	0.22
95-63-6	1,2,4-Trimethylbenzene	4.0	U	4.0	0.52
96-12-8	1,2-Dibromo-3-Chloropropane	8.1	U	8.1	1.0
106-93-4	1,2-Dibromoethane	4.0	U	4.0	0.40
95-50-1	1,2-Dichlorobenzene	4.0	U	4.0	0.29
107-06-2	1,2-Dichloroethane	4.0	U	4.0	0.27
78-87-5	1,2-Dichloropropane	4.0	U	4.0	0.56
541-73-1	1,3-Dichlorobenzene	4.0	U	4.0	0.28
142-28-9	1,3-Dichloropropane	4.0	U	4.0	0.27
106-46-7	1,4-Dichlorobenzene	4.0	U	4.0	0.53
594-20-7	2,2-Dichloropropane	4.0	U	4.0	0.76
78-93-3	2-Butanone	3.8	J	16	1.1
110-75-8	2-Chloroethyl vinyl ether	40	U	40	1.1
95-49-8	2-Chlorotoluene	4.0	U	4.0	0.32
591-78-6	2-Hexanone	16	U	16	0.51
106-43-4	4-Chlorotoluene	4.0	U	4.0	0.33
108-10-1	4-Methyl-2-pentanone	16	U	16	0.44
67-64-1	Acetone	40		16	5.1
71-43-2	Benzene	4.0	U	4.0	0.19
108-86-1	Bromobenzene	4.0	U	4.0	0.27
74-97-5	Bromochloromethane	4.0	U	4.0	0.57
75-27-4	Bromodichloromethane	4.0	U	4.0	0.23
75-25-2	Bromoform	4.0	U	4.0	0.27
74-83-9	Bromomethane	4.0	U	4.0	0.44
75-15-0	Carbon disulfide	0.45	J	4.0	0.35

FORM I
GC/MS VOA ORGANICS ANALYSIS DATA SHEET

Lab Name: TestAmerica Canton Job No.: 240-28436-1

SDG No.:

Client Sample ID: DR-SB-208-08-10 Lab Sample ID: 240-28436-12

Matrix: Solid Lab File ID: UX87227.D

Analysis Method: 8260B Date Collected: 08/27/2013 12:05

Sample wt/vol: 7.07(g) Date Analyzed: 09/06/2013 05:18

Soil Aliquot Vol: Dilution Factor: 1

Soil Extract Vol.: GC Column: DB-624 ID: 0.18(mm)

% Moisture: 12.3 Level: (low/med) Low

Analysis Batch No.: 100346 Units: ug/Kg

CAS NO.	COMPOUND NAME	RESULT	Q	RL	MDL
56-23-5	Carbon tetrachloride	4.0	U	4.0	0.30
108-90-7	Chlorobenzene	4.0	U	4.0	0.27
75-00-3	Chloroethane	4.0	U	4.0	0.69
67-66-3	Chloroform	4.0	U	4.0	0.23
74-87-3	Chloromethane	4.0	U	4.0	0.33
156-59-2	cis-1,2-Dichloroethene	4.0	U	4.0	0.29
10061-01-5	cis-1,3-Dichloropropene	4.0	U	4.0	0.27
124-48-1	Dibromochloromethane	4.0	U	4.0	0.44
74-95-3	Dibromomethane	4.0	U	4.0	0.51
75-71-8	Dichlorodifluoromethane	4.0	U	4.0	0.40
108-20-3	Diisopropyl ether	8.1	U	8.1	1.2
100-41-4	Ethylbenzene	4.0	U	4.0	0.21
637-92-3	Ethyl-t-butyl ether (ETBE)	4.0	U	4.0	0.18
87-68-3	Hexachlorobutadiene	4.0	U	4.0	0.97
98-82-8	Isopropylbenzene	4.0	U	4.0	0.13
1634-04-4	Methyl tert-butyl ether	4.0	U	4.0	0.35
75-09-2	Methylene Chloride	4.0	U	4.0	0.54
179601-23-1	m-Xylene & p-Xylene	8.1	U	8.1	0.97
91-20-3	Naphthalene	0.68	J B	4.0	0.15
104-51-8	n-Butylbenzene	4.0	U	4.0	0.19
103-65-1	n-Propylbenzene	4.0	U	4.0	0.32
95-47-6	o-Xylene	4.0	U	4.0	0.28
99-87-6	p-Isopropyltoluene	4.0	U	4.0	0.17
135-98-8	sec-Butylbenzene	4.0	U	4.0	0.15
100-42-5	Styrene	4.0	U	4.0	0.12
994-05-8	Tert-amyl-methyl ether (TAME)	4.0	U	4.0	0.30
75-65-0	tert-Butyl alcohol	160	U	160	6.1
98-06-6	tert-Butylbenzene	4.0	U	4.0	0.23
127-18-4	Tetrachloroethene	4.0	U *	4.0	0.42
108-88-3	Toluene	4.0	U	4.0	0.22
156-60-5	trans-1,2-Dichloroethene	4.0	U	4.0	0.33
10061-02-6	trans-1,3-Dichloropropene	4.0	U	4.0	0.44
79-01-6	Trichloroethene	4.0	U	4.0	0.34
75-69-4	Trichlorofluoromethane	4.0	U	4.0	0.27
108-05-4	Vinyl acetate	8.1	U	8.1	0.20
75-01-4	Vinyl chloride	4.0	U	4.0	0.31

FORM I
GC/MS VOA ORGANICS ANALYSIS DATA SHEET

Lab Name: TestAmerica Canton | Job No.: 240-28436-1

SDG No.:

Client Sample ID: DR-SB-208-08-10 | Lab Sample ID: 240-28436-12

Matrix: Solid | Lab File ID: UX87227.D

Analysis Method: 8260B | Date Collected: 08/27/2013 12:05

Sample wt/vol: 7.07(g) | Date Analyzed: 09/06/2013 05:18

Soil Aliquot Vol: | Dilution Factor: 1

Soil Extract Vol.: | GC Column: DB-624 ID: 0.18(mm)

% Moisture: 12.3 | Level: (low/med) Low

Analysis Batch No.: 100346 | Units: ug/Kg

CAS NO.	COMPOUND NAME	RESULT	Q	RL	MDL
1330-20-7	Xylenes, Total	8.1	U	8.1	0.28

CAS NO.	SURROGATE	%REC	Q	LIMITS
17060-07-0	1,2-Dichloroethane-d4 (Surr)	94		58-123
460-00-4	4-Bromofluorobenzene (Surr)	90		52-136
1868-53-7	Dibromofluoromethane (Surr)	96		37-132
2037-26-5	Toluene-d8 (Surr)	101		67-125

FORM I
GC/MS VOA ORGANICS ANALYSIS DATA SHEET

Lab Name: TestAmerica Canton Job No.: 240-28436-1

SDG No.:

Client Sample ID: DR-SB-209-04-06 Lab Sample ID: 240-28436-13

Matrix: Solid Lab File ID: UX87228.D

Analysis Method: 8260B Date Collected: 08/27/2013 13:50

Sample wt/vol: 6.86(g) Date Analyzed: 09/06/2013 05:40

Soil Aliquot Vol: Dilution Factor: 1

Soil Extract Vol.: GC Column: DB-624 ID: 0.18(mm)

% Moisture: 10.3 Level: (low/med) Low

Analysis Batch No.: 100346 Units: ug/Kg

CAS NO.	COMPOUND NAME	RESULT	Q	RL	MDL
630-20-6	1,1,1,2-Tetrachloroethane	4.1	U	4.1	0.50
71-55-6	1,1,1-Trichloroethane	4.1	U	4.1	0.46
79-34-5	1,1,2,2-Tetrachloroethane	4.1	U	4.1	0.28
76-13-1	1,1,2-Trichloro-1,2,2-trichfluoroeth ane	4.1	U	4.1	1.1
75-34-3	1,1-Dichloroethane	4.1	U	4.1	0.29
75-35-4	1,1-Dichloroethene	4.1	U	4.1	0.42
563-58-6	1,1-Dichloropropene	4.1	U *	4.1	0.24
87-61-6	1,2,3-Trichlorobenzene	4.1	U	4.1	0.31
96-18-4	1,2,3-Trichloropropane	4.1	U	4.1	0.73
526-73-8	1,2,3-Trimethylbenzene	4.1	U	4.1	0.14
120-82-1	1,2,4-Trichlorobenzene	4.1	U	4.1	0.22
95-63-6	1,2,4-Trimethylbenzene	4.1	U	4.1	0.53
96-12-8	1,2-Dibromo-3-Chloropropane	8.1	U	8.1	1.1
106-93-4	1,2-Dibromoethane	4.1	U	4.1	0.41
95-50-1	1,2-Dichlorobenzene	4.1	U	4.1	0.29
107-06-2	1,2-Dichloroethane	4.1	U	4.1	0.28
78-87-5	1,2-Dichloropropane	4.1	U	4.1	0.56
541-73-1	1,3-Dichlorobenzene	4.1	U	4.1	0.28
142-28-9	1,3-Dichloropropane	4.1	U	4.1	0.28
106-46-7	1,4-Dichlorobenzene	4.1	U	4.1	0.54
594-20-7	2,2-Dichloropropane	4.1	U	4.1	0.76
78-93-3	2-Butanone	5.9	J	16	1.1
110-75-8	2-Chloroethyl vinyl ether	41	U	41	1.1
95-49-8	2-Chlorotoluene	4.1	U	4.1	0.33
591-78-6	2-Hexanone	16	U	16	0.51
106-43-4	4-Chlorotoluene	4.1	U	4.1	0.33
108-10-1	4-Methyl-2-pentanone	16	U	16	0.44
67-64-1	Acetone	46		16	5.1
71-43-2	Benzene	4.1	U	4.1	0.19
108-86-1	Bromobenzene	4.1	U	4.1	0.27
74-97-5	Bromochloromethane	4.1	U	4.1	0.58
75-27-4	Bromodichloromethane	4.1	U	4.1	0.23
75-25-2	Bromoform	4.1	U	4.1	0.27
74-83-9	Bromomethane	4.1	U	4.1	0.44
75-15-0	Carbon disulfide	0.52	J	4.1	0.36

FORM I
GC/MS VOA ORGANICS ANALYSIS DATA SHEET

Lab Name: TestAmerica Canton | Job No.: 240-28436-1

SDG No.:

Client Sample ID: DR-SB-209-04-06 | Lab Sample ID: 240-28436-13

Matrix: Solid | Lab File ID: UX87228.D

Analysis Method: 8260B | Date Collected: 08/27/2013 13:50

Sample wt/vol: 6.86(g) | Date Analyzed: 09/06/2013 05:40

Soil Aliquot Vol: | Dilution Factor: 1

Soil Extract Vol.: | GC Column: DB-624 ID: 0.18(mm)

% Moisture: 10.3 | Level: (low/med) Low

Analysis Batch No.: 100346 | Units: ug/Kg

CAS NO.	COMPOUND NAME	RESULT	Q	RL	MDL
56-23-5	Carbon tetrachloride	4.1	U	4.1	0.30
108-90-7	Chlorobenzene	4.1	U	4.1	0.27
75-00-3	Chloroethane	4.1	U	4.1	0.70
67-66-3	Chloroform	4.1	U	4.1	0.24
74-87-3	Chloromethane	4.1	U	4.1	0.33
156-59-2	cis-1,2-Dichloroethene	4.1	U	4.1	0.29
10061-01-5	cis-1,3-Dichloropropene	4.1	U	4.1	0.28
124-48-1	Dibromochloromethane	4.1	U	4.1	0.45
74-95-3	Dibromomethane	4.1	U	4.1	0.51
75-71-8	Dichlorodifluoromethane	4.1	U	4.1	0.41
108-20-3	Diisopropyl ether	8.1	U	8.1	1.2
100-41-4	Ethylbenzene	4.1	U	4.1	0.21
637-92-3	Ethyl-t-butyl ether (ETBE)	4.1	U	4.1	0.18
87-68-3	Hexachlorobutadiene	4.1	U	4.1	0.98
98-82-8	Isopropylbenzene	4.1	U	4.1	0.13
1634-04-4	Methyl tert-butyl ether	4.1	U	4.1	0.35
75-09-2	Methylene Chloride	4.1	U	4.1	0.54
179601-23-1	m-Xylene & p-Xylene	8.1	U	8.1	0.98
91-20-3	Naphthalene	4.1	U	4.1	0.15
104-51-8	n-Butylbenzene	4.1	U	4.1	0.19
103-65-1	n-Propylbenzene	4.1	U	4.1	0.33
95-47-6	o-Xylene	4.1	U	4.1	0.28
99-87-6	p-Isopropyltoluene	4.1	U	4.1	0.17
135-98-8	sec-Butylbenzene	4.1	U	4.1	0.15
100-42-5	Styrene	4.1	U	4.1	0.12
994-05-8	Tert-amyl-methyl ether (TAME)	4.1	U	4.1	0.30
75-65-0	tert-Butyl alcohol	160	U	160	6.2
98-06-6	tert-Butylbenzene	4.1	U	4.1	0.24
127-18-4	Tetrachloroethene	4.1	U *	4.1	0.42
108-88-3	Toluene	4.1	U	4.1	0.22
156-60-5	trans-1,2-Dichloroethene	4.1	U	4.1	0.33
10061-02-6	trans-1,3-Dichloropropene	4.1	U	4.1	0.44
79-01-6	Trichloroethene	4.1	U	4.1	0.34
75-69-4	Trichlorofluoromethane	4.1	U	4.1	0.28
108-05-4	Vinyl acetate	8.1	U	8.1	0.20
75-01-4	Vinyl chloride	4.1	U	4.1	0.32

FORM I
GC/MS VOA ORGANICS ANALYSIS DATA SHEET

Lab Name: TestAmerica Canton | Job No.: 240-28436-1

SDG No.:

Client Sample ID: DR-SB-209-04-06 | Lab Sample ID: 240-28436-13

Matrix: Solid | Lab File ID: UX87228.D

Analysis Method: 8260B | Date Collected: 08/27/2013 13:50

Sample wt/vol: 6.86(g) | Date Analyzed: 09/06/2013 05:40

Soil Aliquot Vol: | Dilution Factor: 1

Soil Extract Vol.: | GC Column: DB-624 ID: 0.18(mm)

% Moisture: 10.3 | Level: (low/med) Low

Analysis Batch No.: 100346 | Units: ug/Kg

CAS NO.	COMPOUND NAME	RESULT	Q	RL	MDL
1330-20-7	Xylenes, Total	8.1	U	8.1	0.28

CAS NO.	SURROGATE	%REC	Q	LIMITS
17060-07-0	1,2-Dichloroethane-d4 (Surr)	92		58-123
460-00-4	4-Bromofluorobenzene (Surr)	88		52-136
1868-53-7	Dibromofluoromethane (Surr)	96		37-132
2037-26-5	Toluene-d8 (Surr)	101		67-125

FORM I

GC/MS VOA ORGANICS ANALYSIS DATA SHEET

Lab Name: TestAmerica Canton Job No.: 240-28436-1

SDG No.:

Client Sample ID: DR-SB-209-08-10 Lab Sample ID: 240-28436-14

Matrix: Solid Lab File ID: UX87229.D

Analysis Method: 8260B Date Collected: 08/27/2013 13:55

Sample wt/vol: 7.12(g) Date Analyzed: 09/06/2013 06:01

Soil Aliquot Vol: Dilution Factor: 1

Soil Extract Vol.: GC Column: DB-624 ID: 0.18(mm)

% Moisture: 13.8 Level: (low/med) Low

Analysis Batch No.: 100346 Units: ug/Kg

CAS NO.	COMPOUND NAME	RESULT	Q	RL	MDL
630-20-6	1,1,1,2-Tetrachloroethane	4.1	U	4.1	0.50
71-55-6	1,1,1-Trichloroethane	4.1	U	4.1	0.46
79-34-5	1,1,2,2-Tetrachloroethane	4.1	U	4.1	0.28
76-13-1	1,1,2-Trichloro-1,2,2-trichfluoroeth ane	4.1	U	4.1	1.1
75-34-3	1,1-Dichloroethane	4.1	U	4.1	0.29
75-35-4	1,1-Dichloroethene	4.1	U	4.1	0.42
563-58-6	1,1-Dichloropropene	4.1	U *	4.1	0.24
87-61-6	1,2,3-Trichlorobenzene	4.1	U	4.1	0.31
96-18-4	1,2,3-Trichloropropane	4.1	U	4.1	0.73
526-73-8	1,2,3-Trimethylbenzene	4.1	U	4.1	0.14
120-82-1	1,2,4-Trichlorobenzene	4.1	U	4.1	0.22
95-63-6	1,2,4-Trimethylbenzene	4.1	U	4.1	0.53
96-12-8	1,2-Dibromo-3-Chloropropane	8.1	U	8.1	1.1
106-93-4	1,2-Dibromoethane	4.1	U	4.1	0.41
95-50-1	1,2-Dichlorobenzene	4.1	U	4.1	0.29
107-06-2	1,2-Dichloroethane	4.1	U	4.1	0.28
78-87-5	1,2-Dichloropropane	4.1	U	4.1	0.56
541-73-1	1,3-Dichlorobenzene	4.1	U	4.1	0.28
142-28-9	1,3-Dichloropropane	4.1	U	4.1	0.28
106-46-7	1,4-Dichlorobenzene	4.1	U	4.1	0.54
594-20-7	2,2-Dichloropropane	4.1	U	4.1	0.77
78-93-3	2-Butanone	8.2	J	16	1.1
110-75-8	2-Chloroethyl vinyl ether	41	U	41	1.1
95-49-8	2-Chlorotoluene	4.1	U	4.1	0.33
591-78-6	2-Hexanone	16	U	16	0.51
106-43-4	4-Chlorotoluene	4.1	U	4.1	0.33
108-10-1	4-Methyl-2-pentanone	16	U	16	0.44
67-64-1	Acetone	94		16	5.1
71-43-2	Benzene	4.1	U	4.1	0.19
108-86-1	Bromobenzene	4.1	U	4.1	0.27
74-97-5	Bromochloromethane	4.1	U	4.1	0.58
75-27-4	Bromodichloromethane	4.1	U	4.1	0.23
75-25-2	Bromoform	4.1	U	4.1	0.27
74-83-9	Bromomethane	4.1	U	4.1	0.44
75-15-0	Carbon disulfide	1.2	J	4.1	0.36

FORM I
GC/MS VOA ORGANICS ANALYSIS DATA SHEET

Lab Name: TestAmerica Canton Job No.: 240-28436-1

SDG No.:

Client Sample ID: DR-SB-209-08-10 Lab Sample ID: 240-28436-14

Matrix: Solid Lab File ID: UX87229.D

Analysis Method: 8260B Date Collected: 08/27/2013 13:55

Sample wt/vol: 7.12(g) Date Analyzed: 09/06/2013 06:01

Soil Aliquot Vol: Dilution Factor: 1

Soil Extract Vol.: GC Column: DB-624 ID: 0.18(mm)

% Moisture: 13.8 Level: (low/med) Low

Analysis Batch No.: 100346 Units: ug/Kg

CAS NO.	COMPOUND NAME	RESULT	Q	RL	MDL
56-23-5	Carbon tetrachloride	4.1	U	4.1	0.30
108-90-7	Chlorobenzene	4.1	U	4.1	0.27
75-00-3	Chloroethane	4.1	U	4.1	0.70
67-66-3	Chloroform	4.1	U	4.1	0.24
74-87-3	Chloromethane	4.1	U	4.1	0.33
156-59-2	cis-1,2-Dichloroethene	4.1	U	4.1	0.29
10061-01-5	cis-1,3-Dichloropropene	4.1	U	4.1	0.28
124-48-1	Dibromochloromethane	4.1	U	4.1	0.45
74-95-3	Dibromomethane	4.1	U	4.1	0.51
75-71-8	Dichlorodifluoromethane	4.1	U	4.1	0.41
108-20-3	Diisopropyl ether	8.1	U	8.1	1.2
100-41-4	Ethylbenzene	4.1	U	4.1	0.21
637-92-3	Ethyl-t-butyl ether (ETBE)	4.1	U	4.1	0.18
87-68-3	Hexachlorobutadiene	4.1	U	4.1	0.98
98-82-8	Isopropylbenzene	4.1	U	4.1	0.13
1634-04-4	Methyl tert-butyl ether	4.1	U	4.1	0.35
75-09-2	Methylene Chloride	4.1	U	4.1	0.55
179601-23-1	m-Xylene & p-Xylene	8.1	U	8.1	0.98
91-20-3	Naphthalene	4.1	U	4.1	0.15
104-51-8	n-Butylbenzene	4.1	U	4.1	0.19
103-65-1	n-Propylbenzene	4.1	U	4.1	0.33
95-47-6	o-Xylene	4.1	U	4.1	0.28
99-87-6	p-Isopropyltoluene	4.1	U	4.1	0.17
135-98-8	sec-Butylbenzene	4.1	U	4.1	0.15
100-42-5	Styrene	4.1	U	4.1	0.12
994-05-8	Tert-amyl-methyl ether (TAME)	4.1	U	4.1	0.30
75-65-0	tert-Butyl alcohol	160	U	160	6.2
98-06-6	tert-Butylbenzene	4.1	U	4.1	0.24
127-18-4	Tetrachloroethene	4.1	U *	4.1	0.42
108-88-3	Toluene	4.1	U	4.1	0.22
156-60-5	trans-1,2-Dichloroethene	4.1	U	4.1	0.33
10061-02-6	trans-1,3-Dichloropropene	4.1	U	4.1	0.44
79-01-6	Trichloroethene	4.1	U	4.1	0.34
75-69-4	Trichlorofluoromethane	4.1	U	4.1	0.28
108-05-4	Vinyl acetate	8.1	U	8.1	0.20
75-01-4	Vinyl chloride	4.1	U	4.1	0.32

FORM I
GC/MS VOA ORGANICS ANALYSIS DATA SHEET

Lab Name: TestAmerica Canton Job No.: 240-28436-1

SDG No.:

Client Sample ID: DR-SB-209-08-10 Lab Sample ID: 240-28436-14

Matrix: Solid Lab File ID: UX87229.D

Analysis Method: 8260B Date Collected: 08/27/2013 13:55

Sample wt/vol: 7.12(g) Date Analyzed: 09/06/2013 06:01

Soil Aliquot Vol: Dilution Factor: 1

Soil Extract Vol.: GC Column: DB-624 ID: 0.18(mm)

% Moisture: 13.8 Level: (low/med) Low

Analysis Batch No.: 100346 Units: ug/Kg

CAS NO.	COMPOUND NAME	RESULT	Q	RL	MDL
1330-20-7	Xylenes, Total	8.1	U	8.1	0.28

CAS NO.	SURROGATE	%REC	Q	LIMITS
17060-07-0	1,2-Dichloroethane-d4 (Surr)	91		58-123
460-00-4	4-Bromofluorobenzene (Surr)	87		52-136
1868-53-7	Dibromofluoromethane (Surr)	96		37-132
2037-26-5	Toluene-d8 (Surr)	99		67-125

FORM I
GC/MS VOA ORGANICS ANALYSIS DATA SHEET

Lab Name: TestAmerica Canton | Job No.: 240-28436-1

SDG No.:

Client Sample ID: DR-SB-210-04-06 | Lab Sample ID: 240-28436-15

Matrix: Solid | Lab File ID: UX87230.D

Analysis Method: 8260B | Date Collected: 08/27/2013 12:10

Sample wt/vol: 7.25(g) | Date Analyzed: 09/06/2013 06:22

Soil Aliquot Vol: | Dilution Factor: 1

Soil Extract Vol.: | GC Column: DB-624 ID: 0.18(mm)

% Moisture: 10.5 | Level: (low/med) Low

Analysis Batch No.: 100346 | Units: ug/Kg

CAS NO.	COMPOUND NAME	RESULT	Q	RL	MDL
630-20-6	1,1,1,2-Tetrachloroethane	3.9	U	3.9	0.48
71-55-6	1,1,1-Trichloroethane	3.9	U	3.9	0.43
79-34-5	1,1,2,2-Tetrachloroethane	3.9	U	3.9	0.26
76-13-1	1,1,2-Trichloro-1,2,2-trichfluoroeth ane	3.9	U	3.9	1.0
75-34-3	1,1-Dichloroethane	3.9	U	3.9	0.28
75-35-4	1,1-Dichloroethene	3.9	U	3.9	0.40
563-58-6	1,1-Dichloropropene	3.9	U *	3.9	0.23
87-61-6	1,2,3-Trichlorobenzene	3.9	U	3.9	0.29
96-18-4	1,2,3-Trichloropropane	3.9	U	3.9	0.69
526-73-8	1,2,3-Trimethylbenzene	3.9	U	3.9	0.13
120-82-1	1,2,4-Trichlorobenzene	3.9	U	3.9	0.21
95-63-6	1,2,4-Trimethylbenzene	3.9	U	3.9	0.50
96-12-8	1,2-Dibromo-3-Chloropropane	7.7	U	7.7	1.0
106-93-4	1,2-Dibromoethane	3.9	U	3.9	0.39
95-50-1	1,2-Dichlorobenzene	3.9	U	3.9	0.28
107-06-2	1,2-Dichloroethane	3.9	U	3.9	0.26
78-87-5	1,2-Dichloropropane	3.9	U	3.9	0.53
541-73-1	1,3-Dichlorobenzene	3.9	U	3.9	0.27
142-28-9	1,3-Dichloropropane	3.9	U	3.9	0.26
106-46-7	1,4-Dichlorobenzene	3.9	U	3.9	0.51
594-20-7	2,2-Dichloropropane	3.9	U	3.9	0.72
78-93-3	2-Butanone	1.3	J	15	1.1
110-75-8	2-Chloroethyl vinyl ether	39	U	39	1.1
95-49-8	2-Chlorotoluene	3.9	U	3.9	0.31
591-78-6	2-Hexanone	15	U	15	0.49
106-43-4	4-Chlorotoluene	3.9	U	3.9	0.32
108-10-1	4-Methyl-2-pentanone	15	U	15	0.42
67-64-1	Acetone	20		15	4.9
71-43-2	Benzene	3.9	U	3.9	0.18
108-86-1	Bromobenzene	3.9	U	3.9	0.25
74-97-5	Bromochloromethane	3.9	U	3.9	0.55
75-27-4	Bromodichloromethane	3.9	U	3.9	0.22
75-25-2	Bromoform	3.9	U	3.9	0.25
74-83-9	Bromomethane	3.9	U	3.9	0.42
75-15-0	Carbon disulfide	3.9	U	3.9	0.34

FORM I
GC/MS VOA ORGANICS ANALYSIS DATA SHEET

Lab Name: TestAmerica Canton | Job No.: 240-28436-1

SDG No.:

Client Sample ID: DR-SB-210-04-06 | Lab Sample ID: 240-28436-15

Matrix: Solid | Lab File ID: UX87230.D

Analysis Method: 8260B | Date Collected: 08/27/2013 12:10

Sample wt/vol: 7.25(g) | Date Analyzed: 09/06/2013 06:22

Soil Aliquot Vol: | Dilution Factor: 1

Soil Extract Vol.: | GC Column: DB-624 ID: 0.18(mm)

% Moisture: 10.5 | Level: (low/med) Low

Analysis Batch No.: 100346 | Units: ug/Kg

CAS NO.	COMPOUND NAME	RESULT	Q	RL	MDL
56-23-5	Carbon tetrachloride	3.9	U	3.9	0.29
108-90-7	Chlorobenzene	3.9	U	3.9	0.25
75-00-3	Chloroethane	3.9	U	3.9	0.66
67-66-3	Chloroform	3.9	U	3.9	0.22
74-87-3	Chloromethane	3.9	U	3.9	0.32
156-59-2	cis-1,2-Dichloroethene	3.9	U	3.9	0.28
10061-01-5	cis-1,3-Dichloropropene	3.9	U	3.9	0.26
124-48-1	Dibromochloromethane	3.9	U	3.9	0.42
74-95-3	Dibromomethane	3.9	U	3.9	0.49
75-71-8	Dichlorodifluoromethane	3.9	U	3.9	0.39
108-20-3	Diisopropyl ether	7.7	U	7.7	1.2
100-41-4	Ethylbenzene	3.9	U	3.9	0.20
637-92-3	Ethyl-t-butyl ether (ETBE)	3.9	U	3.9	0.17
87-68-3	Hexachlorobutadiene	3.9	U	3.9	0.93
98-82-8	Isopropylbenzene	3.9	U	3.9	0.12
1634-04-4	Methyl tert-butyl ether	3.9	U	3.9	0.33
75-09-2	Methylene Chloride	3.9	U	3.9	0.52
179601-23-1	m-Xylene & p-Xylene	7.7	U	7.7	0.93
91-20-3	Naphthalene	3.9	U	3.9	0.15
104-51-8	n-Butylbenzene	3.9	U	3.9	0.18
103-65-1	n-Propylbenzene	3.9	U	3.9	0.31
95-47-6	o-Xylene	3.9	U	3.9	0.27
99-87-6	p-Isopropyltoluene	3.9	U	3.9	0.16
135-98-8	sec-Butylbenzene	3.9	U	3.9	0.14
100-42-5	Styrene	3.9	U	3.9	0.12
994-05-8	Tert-amyl-methyl ether (TAME)	3.9	U	3.9	0.29
75-65-0	tert-Butyl alcohol	150	U	150	5.9
98-06-6	tert-Butylbenzene	3.9	U	3.9	0.22
127-18-4	Tetrachloroethene	3.9	U *	3.9	0.40
108-88-3	Toluene	3.9	U	3.9	0.21
156-60-5	trans-1,2-Dichloroethene	3.9	U	3.9	0.32
10061-02-6	trans-1,3-Dichloropropene	3.9	U	3.9	0.42
79-01-6	Trichloroethene	3.9	U	3.9	0.32
75-69-4	Trichlorofluoromethane	3.9	U	3.9	0.26
108-05-4	Vinyl acetate	7.7	U	7.7	0.19
75-01-4	Vinyl chloride	3.9	U	3.9	0.30

FORM I
GC/MS VOA ORGANICS ANALYSIS DATA SHEET

Lab Name: TestAmerica Canton | Job No.: 240-28436-1

SDG No.:

Client Sample ID: DR-SB-210-04-06 | Lab Sample ID: 240-28436-15

Matrix: Solid | Lab File ID: UX87230.D

Analysis Method: 8260B | Date Collected: 08/27/2013 12:10

Sample wt/vol: 7.25(g) | Date Analyzed: 09/06/2013 06:22

Soil Aliquot Vol: | Dilution Factor: 1

Soil Extract Vol.: | GC Column: DB-624 ID: 0.18(mm)

% Moisture: 10.5 | Level: (low/med) Low

Analysis Batch No.: 100346 | Units: ug/Kg

CAS NO.	COMPOUND NAME	RESULT	Q	RL	MDL
1330-20-7	Xylenes, Total	7.7	U	7.7	0.27

CAS NO.	SURROGATE	%REC	Q	LIMITS
17060-07-0	1,2-Dichloroethane-d4 (Surr)	102		58-123
460-00-4	4-Bromofluorobenzene (Surr)	90		52-136
1868-53-7	Dibromofluoromethane (Surr)	99		37-132
2037-26-5	Toluene-d8 (Surr)	95		67-125

FORM I

GC/MS VOA ORGANICS ANALYSIS DATA SHEET

Lab Name: TestAmerica Canton Job No.: 240-28436-1

SDG No.:

Client Sample ID: DR-SB-210-12-13 Lab Sample ID: 240-28436-16

Matrix: Solid Lab File ID: UX87231.D

Analysis Method: 8260B Date Collected: 08/27/2013 12:45

Sample wt/vol: 6.9(g) Date Analyzed: 09/06/2013 06:44

Soil Aliquot Vol: Dilution Factor: 1

Soil Extract Vol.: GC Column: DB-624 ID: 0.18(mm)

% Moisture: 11.8 Level: (low/med) Low

Analysis Batch No.: 100346 Units: ug/Kg

CAS NO.	COMPOUND NAME	RESULT	Q	RL	MDL
630-20-6	1,1,1,2-Tetrachloroethane	4.1	U	4.1	0.51
71-55-6	1,1,1-Trichloroethane	4.1	U	4.1	0.46
79-34-5	1,1,2,2-Tetrachloroethane	4.1	U	4.1	0.28
76-13-1	1,1,2-Trichloro-1,2,2-trichfluoroeth ane	4.1	U	4.1	1.1
75-34-3	1,1-Dichloroethane	4.1	U	4.1	0.30
75-35-4	1,1-Dichloroethene	4.1	U	4.1	0.43
563-58-6	1,1-Dichloropropene	4.1	U *	4.1	0.25
87-61-6	1,2,3-Trichlorobenzene	4.1	U	4.1	0.31
96-18-4	1,2,3-Trichloropropane	4.1	U	4.1	0.74
526-73-8	1,2,3-Trimethylbenzene	4.1	U	4.1	0.14
120-82-1	1,2,4-Trichlorobenzene	4.1	U	4.1	0.22
95-63-6	1,2,4-Trimethylbenzene	2.5	J	4.1	0.53
96-12-8	1,2-Dibromo-3-Chloropropane	8.2	U	8.2	1.1
106-93-4	1,2-Dibromoethane	4.1	U	4.1	0.41
95-50-1	1,2-Dichlorobenzene	4.1	U	4.1	0.30
107-06-2	1,2-Dichloroethane	4.1	U	4.1	0.28
78-87-5	1,2-Dichloropropane	4.1	U	4.1	0.57
541-73-1	1,3-Dichlorobenzene	4.1	U	4.1	0.29
142-28-9	1,3-Dichloropropane	4.1	U	4.1	0.28
106-46-7	1,4-Dichlorobenzene	4.1	U	4.1	0.54
594-20-7	2,2-Dichloropropane	4.1	U	4.1	0.77
78-93-3	2-Butanone	59		16	1.1
110-75-8	2-Chloroethyl vinyl ether	41	U	41	1.1
95-49-8	2-Chlorotoluene	4.1	U	4.1	0.33
591-78-6	2-Hexanone	16	U	16	0.52
106-43-4	4-Chlorotoluene	4.1	U	4.1	0.34
108-10-1	4-Methyl-2-pentanone	16	U	16	0.44
67-64-1	Acetone	240		16	5.2
71-43-2	Benzene	4.1	U	4.1	0.19
108-86-1	Bromobenzene	4.1	U	4.1	0.27
74-97-5	Bromochloromethane	4.1	U	4.1	0.58
75-27-4	Bromodichloromethane	4.1	U	4.1	0.23
75-25-2	Bromoform	4.1	U	4.1	0.27
74-83-9	Bromomethane	4.1	U	4.1	0.44
75-15-0	Carbon disulfide	0.76	J	4.1	0.36

FORM I
GC/MS VOA ORGANICS ANALYSIS DATA SHEET

Lab Name: TestAmerica Canton | Job No.: 240-28436-1

SDG No.:

Client Sample ID: DR-SB-210-12-13 | Lab Sample ID: 240-28436-16

Matrix: Solid | Lab File ID: UX87231.D

Analysis Method: 8260B | Date Collected: 08/27/2013 12:45

Sample wt/vol: 6.9(g) | Date Analyzed: 09/06/2013 06:44

Soil Aliquot Vol: | Dilution Factor: 1

Soil Extract Vol.: | GC Column: DB-624 ID: 0.18(mm)

% Moisture: 11.8 | Level: (low/med) Low

Analysis Batch No.: 100346 | Units: ug/Kg

CAS NO.	COMPOUND NAME	RESULT	Q	RL	MDL
56-23-5	Carbon tetrachloride	4.1	U	4.1	0.30
108-90-7	Chlorobenzene	4.1	U	4.1	0.27
75-00-3	Chloroethane	4.1	U	4.1	0.71
67-66-3	Chloroform	4.1	U	4.1	0.24
74-87-3	Chloromethane	4.1	U	4.1	0.34
156-59-2	cis-1,2-Dichloroethene	4.1	U	4.1	0.30
10061-01-5	cis-1,3-Dichloropropene	4.1	U	4.1	0.28
124-48-1	Dibromochloromethane	4.1	U	4.1	0.45
74-95-3	Dibromomethane	4.1	U	4.1	0.52
75-71-8	Dichlorodifluoromethane	4.1	U	4.1	0.41
108-20-3	Diisopropyl ether	8.2	U	8.2	1.2
100-41-4	Ethylbenzene	4.1	U	4.1	0.21
637-92-3	Ethyl-t-butyl ether (ETBE)	4.1	U	4.1	0.18
87-68-3	Hexachlorobutadiene	4.1	U	4.1	0.99
98-82-8	Isopropylbenzene	4.1	U	4.1	0.13
1634-04-4	Methyl tert-butyl ether	4.1	U	4.1	0.35
75-09-2	Methylene Chloride	4.1	U	4.1	0.55
179601-23-1	m-Xylene & p-Xylene	8.2	U	8.2	0.99
91-20-3	Naphthalene	1.5	J B	4.1	0.16
104-51-8	n-Butylbenzene	4.1	U	4.1	0.19
103-65-1	n-Propylbenzene	4.1	U	4.1	0.33
95-47-6	o-Xylene	4.1	U	4.1	0.29
99-87-6	p-Isopropyltoluene	1.4	J	4.1	0.17
135-98-8	sec-Butylbenzene	4.1	U	4.1	0.15
100-42-5	Styrene	4.1	U	4.1	0.12
994-05-8	Tert-amyl-methyl ether (TAME)	4.1	U	4.1	0.30
75-65-0	tert-Butyl alcohol	160	U	160	6.2
98-06-6	tert-Butylbenzene	4.1	U	4.1	0.24
127-18-4	Tetrachloroethene	4.1	U *	4.1	0.43
108-88-3	Toluene	6.7		4.1	0.22
156-60-5	trans-1,2-Dichloroethene	4.1	U	4.1	0.34
10061-02-6	trans-1,3-Dichloropropene	4.1	U	4.1	0.44
79-01-6	Trichloroethene	4.1	U	4.1	0.34
75-69-4	Trichlorofluoromethane	4.1	U	4.1	0.28
108-05-4	Vinyl acetate	8.2	U	8.2	0.21
75-01-4	Vinyl chloride	4.1	U	4.1	0.32

FORM I
GC/MS VOA ORGANICS ANALYSIS DATA SHEET

Lab Name: TestAmerica Canton | Job No.: 240-28436-1

SDG No.:

Client Sample ID: DR-SB-210-12-13 | Lab Sample ID: 240-28436-16

Matrix: Solid | Lab File ID: UX87231.D

Analysis Method: 8260B | Date Collected: 08/27/2013 12:45

Sample wt/vol: 6.9(g) | Date Analyzed: 09/06/2013 06:44

Soil Aliquot Vol: | Dilution Factor: 1

Soil Extract Vol.: | GC Column: DB-624 ID: 0.18(mm)

% Moisture: 11.8 | Level: (low/med) Low

Analysis Batch No.: 100346 | Units: ug/Kg

CAS NO.	COMPOUND NAME	RESULT	Q	RL	MDL
1330-20-7	Xylenes, Total	8.2	U	8.2	0.29

CAS NO.	SURROGATE	%REC	Q	LIMITS
17060-07-0	1,2-Dichloroethane-d4 (Surr)	96		58-123
460-00-4	4-Bromofluorobenzene (Surr)	81		52-136
1868-53-7	Dibromofluoromethane (Surr)	99		37-132
2037-26-5	Toluene-d8 (Surr)	111		67-125

FORM I
GC/MS VOA ORGANICS ANALYSIS DATA SHEET

Lab Name: TestAmerica Canton Job No.: 240-28436-1

SDG No.:

Client Sample ID: DR-SB-211-04-06 Lab Sample ID: 240-28436-17

Matrix: Solid Lab File ID: UX87232.D

Analysis Method: 8260B Date Collected: 08/27/2013 14:50

Sample wt/vol: 7.25(g) Date Analyzed: 09/06/2013 07:05

Soil Aliquot Vol: Dilution Factor: 1

Soil Extract Vol.: GC Column: DB-624 ID: 0.18(mm)

% Moisture: 11.7 Level: (low/med) Low

Analysis Batch No.: 100346 Units: ug/Kg

CAS NO.	COMPOUND NAME	RESULT	Q	RL	MDL
630-20-6	1,1,1,2-Tetrachloroethane	3.9	U	3.9	0.48
71-55-6	1,1,1-Trichloroethane	3.9	U	3.9	0.44
79-34-5	1,1,2,2-Tetrachloroethane	3.9	U	3.9	0.27
76-13-1	1,1,2-Trichloro-1,2,2-trichfluoroeth ane	3.9	U	3.9	1.0
75-34-3	1,1-Dichloroethane	3.9	U	3.9	0.28
75-35-4	1,1-Dichloroethene	3.9	U	3.9	0.41
563-58-6	1,1-Dichloropropene	3.9	U *	3.9	0.23
87-61-6	1,2,3-Trichlorobenzene	3.9	U	3.9	0.30
96-18-4	1,2,3-Trichloropropane	3.9	U	3.9	0.70
526-73-8	1,2,3-Trimethylbenzene	3.9	U	3.9	0.13
120-82-1	1,2,4-Trichlorobenzene	3.9	U	3.9	0.21
95-63-6	1,2,4-Trimethylbenzene	3.9	U	3.9	0.51
96-12-8	1,2-Dibromo-3-Chloropropane	7.8	U	7.8	1.0
106-93-4	1,2-Dibromoethane	3.9	U	3.9	0.39
95-50-1	1,2-Dichlorobenzene	3.9	U	3.9	0.28
107-06-2	1,2-Dichloroethane	3.9	U	3.9	0.27
78-87-5	1,2-Dichloropropane	3.9	U	3.9	0.54
541-73-1	1,3-Dichlorobenzene	3.9	U	3.9	0.27
142-28-9	1,3-Dichloropropane	3.9	U	3.9	0.27
106-46-7	1,4-Dichlorobenzene	3.9	U	3.9	0.52
594-20-7	2,2-Dichloropropane	3.9	U	3.9	0.73
78-93-3	2-Butanone	8.4	J	16	1.1
110-75-8	2-Chloroethyl vinyl ether	39	U	39	1.1
95-49-8	2-Chlorotoluene	3.9	U	3.9	0.31
591-78-6	2-Hexanone	16	U	16	0.49
106-43-4	4-Chlorotoluene	3.9	U	3.9	0.32
108-10-1	4-Methyl-2-pentanone	16	U	16	0.42
67-64-1	Acetone	47		16	4.9
71-43-2	Benzene	3.9	U	3.9	0.18
108-86-1	Bromobenzene	3.9	U	3.9	0.26
74-97-5	Bromochloromethane	3.9	U	3.9	0.55
75-27-4	Bromodichloromethane	3.9	U	3.9	0.22
75-25-2	Bromoform	3.9	U	3.9	0.26
74-83-9	Bromomethane	3.9	U	3.9	0.42
75-15-0	Carbon disulfide	0.63	J	3.9	0.34

FORM I
GC/MS VOA ORGANICS ANALYSIS DATA SHEET

Lab Name: TestAmerica Canton | Job No.: 240-28436-1

SDG No.:

Client Sample ID: DR-SB-211-04-06 | Lab Sample ID: 240-28436-17

Matrix: Solid | Lab File ID: UX87232.D

Analysis Method: 8260B | Date Collected: 08/27/2013 14:50

Sample wt/vol: 7.25(g) | Date Analyzed: 09/06/2013 07:05

Soil Aliquot Vol: | Dilution Factor: 1

Soil Extract Vol.: | GC Column: DB-624 ID: 0.18(mm)

% Moisture: 11.7 | Level: (low/med) Low

Analysis Batch No.: 100346 | Units: ug/Kg

CAS NO.	COMPOUND NAME	RESULT	Q	RL	MDL
56-23-5	Carbon tetrachloride	3.9	U	3.9	0.29
108-90-7	Chlorobenzene	3.9	U	3.9	0.26
75-00-3	Chloroethane	3.9	U	3.9	0.67
67-66-3	Chloroform	3.9	U	3.9	0.23
74-87-3	Chloromethane	3.9	U	3.9	0.32
156-59-2	cis-1,2-Dichloroethene	3.9	U	3.9	0.28
10061-01-5	cis-1,3-Dichloropropene	3.9	U	3.9	0.27
124-48-1	Dibromochloromethane	3.9	U	3.9	0.43
74-95-3	Dibromomethane	3.9	U	3.9	0.49
75-71-8	Dichlorodifluoromethane	3.9	U	3.9	0.39
108-20-3	Diisopropyl ether	7.8	U	7.8	1.2
100-41-4	Ethylbenzene	3.9	U	3.9	0.20
637-92-3	Ethyl-t-butyl ether (ETBE)	3.9	U	3.9	0.17
87-68-3	Hexachlorobutadiene	3.9	U	3.9	0.94
98-82-8	Isopropylbenzene	3.9	U	3.9	0.12
1634-04-4	Methyl tert-butyl ether	3.9	U	3.9	0.34
75-09-2	Methylene Chloride	3.9	U	3.9	0.52
179601-23-1	m-Xylene & p-Xylene	7.8	U	7.8	0.94
91-20-3	Naphthalene	0.63	J B	3.9	0.15
104-51-8	n-Butylbenzene	3.9	U	3.9	0.18
103-65-1	n-Propylbenzene	3.9	U	3.9	0.31
95-47-6	o-Xylene	3.9	U	3.9	0.27
99-87-6	p-Isopropyltoluene	3.9	U	3.9	0.16
135-98-8	sec-Butylbenzene	3.9	U	3.9	0.14
100-42-5	Styrene	3.9	U	3.9	0.12
994-05-8	Tert-amyl-methyl ether (TAME)	3.9	U	3.9	0.29
75-65-0	tert-Butyl alcohol	160	U	160	5.9
98-06-6	tert-Butylbenzene	3.9	U	3.9	0.23
127-18-4	Tetrachloroethene	3.9	U *	3.9	0.41
108-88-3	Toluene	0.38	J	3.9	0.21
156-60-5	trans-1,2-Dichloroethene	3.9	U	3.9	0.32
10061-02-6	trans-1,3-Dichloropropene	3.9	U	3.9	0.42
79-01-6	Trichloroethene	3.9	U	3.9	0.33
75-69-4	Trichlorofluoromethane	3.9	U	3.9	0.27
108-05-4	Vinyl acetate	7.8	U	7.8	0.20
75-01-4	Vinyl chloride	0.32	J	3.9	0.30

FORM I
GC/MS VOA ORGANICS ANALYSIS DATA SHEET

Lab Name: TestAmerica Canton | Job No.: 240-28436-1

SDG No.:

Client Sample ID: DR-SB-211-04-06 | Lab Sample ID: 240-28436-17

Matrix: Solid | Lab File ID: UX87232.D

Analysis Method: 8260B | Date Collected: 08/27/2013 14:50

Sample wt/vol: 7.25(g) | Date Analyzed: 09/06/2013 07:05

Soil Aliquot Vol: | Dilution Factor: 1

Soil Extract Vol.: | GC Column: DB-624 ID: 0.18(mm)

% Moisture: 11.7 | Level: (low/med) Low

Analysis Batch No.: 100346 | Units: ug/Kg

CAS NO.	COMPOUND NAME	RESULT	Q	RL	MDL
1330-20-7	Xylenes, Total	7.8	U	7.8	0.27

CAS NO.	SURROGATE	%REC	Q	LIMITS
17060-07-0	1,2-Dichloroethane-d4 (Surr)	90		58-123
460-00-4	4-Bromofluorobenzene (Surr)	82		52-136
1868-53-7	Dibromofluoromethane (Surr)	96		37-132
2037-26-5	Toluene-d8 (Surr)	100		67-125

FORM I

GC/MS VOA ORGANICS ANALYSIS DATA SHEET

Lab Name: TestAmerica Canton Job No.: 240-28436-1

SDG No.:

Client Sample ID: DR-SB-211-08-10 Lab Sample ID: 240-28436-18

Matrix: Solid Lab File ID: UX87233.D

Analysis Method: 8260B Date Collected: 08/27/2013 14:55

Sample wt/vol: 6.99(g) Date Analyzed: 09/06/2013 07:26

Soil Aliquot Vol: Dilution Factor: 1

Soil Extract Vol.: GC Column: DB-624 ID: 0.18(mm)

% Moisture: 11.8 Level: (low/med) Low

Analysis Batch No.: 100346 Units: ug/Kg

CAS NO.	COMPOUND NAME	RESULT	Q	RL	MDL
630-20-6	1,1,1,2-Tetrachloroethane	4.1	U	4.1	0.50
71-55-6	1,1,1-Trichloroethane	4.1	U	4.1	0.45
79-34-5	1,1,2,2-Tetrachloroethane	4.1	U	4.1	0.28
76-13-1	1,1,2-Trichloro-1,2,2-trichfluoroeth ane	4.1	U	4.1	1.1
75-34-3	1,1-Dichloroethane	4.1	U	4.1	0.29
75-35-4	1,1-Dichloroethene	4.1	U	4.1	0.42
563-58-6	1,1-Dichloropropene	4.1	U *	4.1	0.24
87-61-6	1,2,3-Trichlorobenzene	4.1	U	4.1	0.31
96-18-4	1,2,3-Trichloropropane	4.1	U	4.1	0.73
526-73-8	1,2,3-Trimethylbenzene	4.1	U	4.1	0.14
120-82-1	1,2,4-Trichlorobenzene	4.1	U	4.1	0.22
95-63-6	1,2,4-Trimethylbenzene	4.1	U	4.1	0.53
96-12-8	1,2-Dibromo-3-Chloropropane	8.1	U	8.1	1.1
106-93-4	1,2-Dibromoethane	4.1	U	4.1	0.41
95-50-1	1,2-Dichlorobenzene	4.1	U	4.1	0.29
107-06-2	1,2-Dichloroethane	4.1	U	4.1	0.28
78-87-5	1,2-Dichloropropane	4.1	U	4.1	0.56
541-73-1	1,3-Dichlorobenzene	4.1	U	4.1	0.28
142-28-9	1,3-Dichloropropane	4.1	U	4.1	0.28
106-46-7	1,4-Dichlorobenzene	4.1	U	4.1	0.54
594-20-7	2,2-Dichloropropane	4.1	U	4.1	0.76
78-93-3	2-Butanone	16	U	16	1.1
110-75-8	2-Chloroethyl vinyl ether	41	U	41	1.1
95-49-8	2-Chlorotoluene	4.1	U	4.1	0.32
591-78-6	2-Hexanone	16	U	16	0.51
106-43-4	4-Chlorotoluene	4.1	U	4.1	0.33
108-10-1	4-Methyl-2-pentanone	16	U	16	0.44
67-64-1	Acetone	7.9	J	16	5.1
71-43-2	Benzene	4.1	U	4.1	0.19
108-86-1	Bromobenzene	4.1	U	4.1	0.27
74-97-5	Bromochloromethane	4.1	U	4.1	0.58
75-27-4	Bromodichloromethane	4.1	U	4.1	0.23
75-25-2	Bromoform	4.1	U	4.1	0.27
74-83-9	Bromomethane	4.1	U	4.1	0.44
75-15-0	Carbon disulfide	0.73	J	4.1	0.36

FORM I
GC/MS VOA ORGANICS ANALYSIS DATA SHEET

Lab Name: TestAmerica Canton Job No.: 240-28436-1

SDG No.:

Client Sample ID: DR-SB-211-08-10 Lab Sample ID: 240-28436-18

Matrix: Solid Lab File ID: UX87233.D

Analysis Method: 8260B Date Collected: 08/27/2013 14:55

Sample wt/vol: 6.99(g) Date Analyzed: 09/06/2013 07:26

Soil Aliquot Vol: Dilution Factor: 1

Soil Extract Vol.: GC Column: DB-624 ID: 0.18(mm)

% Moisture: 11.8 Level: (low/med) Low

Analysis Batch No.: 100346 Units: ug/Kg

CAS NO.	COMPOUND NAME	RESULT	Q	RL	MDL
56-23-5	Carbon tetrachloride	4.1	U	4.1	0.30
108-90-7	Chlorobenzene	4.1	U	4.1	0.27
75-00-3	Chloroethane	4.1	U	4.1	0.70
67-66-3	Chloroform	4.1	U	4.1	0.24
74-87-3	Chloromethane	4.1	U	4.1	0.33
156-59-2	cis-1,2-Dichloroethene	4.1	U	4.1	0.29
10061-01-5	cis-1,3-Dichloropropene	4.1	U	4.1	0.28
124-48-1	Dibromochloromethane	4.1	U	4.1	0.45
74-95-3	Dibromomethane	4.1	U	4.1	0.51
75-71-8	Dichlorodifluoromethane	4.1	U	4.1	0.41
108-20-3	Diisopropyl ether	8.1	U	8.1	1.2
100-41-4	Ethylbenzene	4.1	U	4.1	0.21
637-92-3	Ethyl-t-butyl ether (ETBE)	4.1	U	4.1	0.18
87-68-3	Hexachlorobutadiene	4.1	U	4.1	0.97
98-82-8	Isopropylbenzene	4.1	U	4.1	0.13
1634-04-4	Methyl tert-butyl ether	4.1	U	4.1	0.35
75-09-2	Methylene Chloride	4.1	U	4.1	0.54
179601-23-1	m-Xylene & p-Xylene	8.1	U	8.1	0.97
91-20-3	Naphthalene	4.1	U	4.1	0.15
104-51-8	n-Butylbenzene	4.1	U	4.1	0.19
103-65-1	n-Propylbenzene	4.1	U	4.1	0.32
95-47-6	o-Xylene	4.1	U	4.1	0.28
99-87-6	p-Isopropyltoluene	4.1	U	4.1	0.17
135-98-8	sec-Butylbenzene	4.1	U	4.1	0.15
100-42-5	Styrene	4.1	U	4.1	0.12
994-05-8	Tert-amyl-methyl ether (TAME)	4.1	U	4.1	0.30
75-65-0	tert-Butyl alcohol	160	U	160	6.2
98-06-6	tert-Butylbenzene	4.1	U	4.1	0.24
127-18-4	Tetrachloroethene	4.1	U *	4.1	0.42
108-88-3	Toluene	4.1	U	4.1	0.22
156-60-5	trans-1,2-Dichloroethene	4.1	U	4.1	0.33
10061-02-6	trans-1,3-Dichloropropene	4.1	U	4.1	0.44
79-01-6	Trichloroethene	4.1	U	4.1	0.34
75-69-4	Trichlorofluoromethane	4.1	U	4.1	0.28
108-05-4	Vinyl acetate	8.1	U	8.1	0.20
75-01-4	Vinyl chloride	4.1	U	4.1	0.32

FORM I
GC/MS VOA ORGANICS ANALYSIS DATA SHEET

Lab Name: TestAmerica Canton | Job No.: 240-28436-1

SDG No.:

Client Sample ID: DR-SB-211-08-10 | Lab Sample ID: 240-28436-18

Matrix: Solid | Lab File ID: UX87233.D

Analysis Method: 8260B | Date Collected: 08/27/2013 14:55

Sample wt/vol: 6.99(g) | Date Analyzed: 09/06/2013 07:26

Soil Aliquot Vol: | Dilution Factor: 1

Soil Extract Vol.: | GC Column: DB-624 ID: 0.18(mm)

% Moisture: 11.8 | Level: (low/med) Low

Analysis Batch No.: 100346 | Units: ug/Kg

CAS NO.	COMPOUND NAME	RESULT	Q	RL	MDL
1330-20-7	Xylenes, Total	8.1	U	8.1	0.28

CAS NO.	SURROGATE	%REC	Q	LIMITS
17060-07-0	1,2-Dichloroethane-d4 (Surr)	99		58-123
460-00-4	4-Bromofluorobenzene (Surr)	90		52-136
1868-53-7	Dibromofluoromethane (Surr)	102		37-132
2037-26-5	Toluene-d8 (Surr)	98		67-125

FORM I
GC/MS VOA ORGANICS ANALYSIS DATA SHEET

Lab Name: TestAmerica Canton | Job No.: 240-28436-1

SDG No.:

Client Sample ID: DR-SB-212-04-06 | Lab Sample ID: 240-28436-19

Matrix: Solid | Lab File ID: UX87234.D

Analysis Method: 8260B | Date Collected: 08/27/2013 13:55

Sample wt/vol: 7.23(g) | Date Analyzed: 09/06/2013 07:47

Soil Aliquot Vol: | Dilution Factor: 1

Soil Extract Vol.: | GC Column: DB-624 ID: 0.18(mm)

% Moisture: 13.3 | Level: (low/med) Low

Analysis Batch No.: 100346 | Units: ug/Kg

CAS NO.	COMPOUND NAME	RESULT	Q	RL	MDL
630-20-6	1,1,1,2-Tetrachloroethane	4.0	U	4.0	0.49
71-55-6	1,1,1-Trichloroethane	4.0	U	4.0	0.45
79-34-5	1,1,2,2-Tetrachloroethane	4.0	U	4.0	0.27
76-13-1	1,1,2-Trichloro-1,2,2-trichfluoroeth ane	4.0	U	4.0	1.0
75-34-3	1,1-Dichloroethane	4.0	U	4.0	0.29
75-35-4	1,1-Dichloroethene	4.0	U	4.0	0.41
563-58-6	1,1-Dichloropropene	4.0	U *	4.0	0.24
87-61-6	1,2,3-Trichlorobenzene	4.0	U	4.0	0.30
96-18-4	1,2,3-Trichloropropane	4.0	U	4.0	0.72
526-73-8	1,2,3-Trimethylbenzene	4.0	U	4.0	0.14
120-82-1	1,2,4-Trichlorobenzene	4.0	U	4.0	0.22
95-63-6	1,2,4-Trimethylbenzene	4.0	U	4.0	0.52
96-12-8	1,2-Dibromo-3-Chloropropane	8.0	U	8.0	1.0
106-93-4	1,2-Dibromoethane	4.0	U	4.0	0.40
95-50-1	1,2-Dichlorobenzene	4.0	U	4.0	0.29
107-06-2	1,2-Dichloroethane	4.0	U	4.0	0.27
78-87-5	1,2-Dichloropropane	4.0	U	4.0	0.55
541-73-1	1,3-Dichlorobenzene	4.0	U	4.0	0.28
142-28-9	1,3-Dichloropropane	4.0	U	4.0	0.27
106-46-7	1,4-Dichlorobenzene	4.0	U	4.0	0.53
594-20-7	2,2-Dichloropropane	4.0	U	4.0	0.75
78-93-3	2-Butanone	7.1	J	16	1.1
110-75-8	2-Chloroethyl vinyl ether	40	U	40	1.1
95-49-8	2-Chlorotoluene	4.0	U	4.0	0.32
591-78-6	2-Hexanone	16	U	16	0.50
106-43-4	4-Chlorotoluene	4.0	U	4.0	0.33
108-10-1	4-Methyl-2-pentanone	16	U	16	0.43
67-64-1	Acetone	90		16	5.0
71-43-2	Benzene	4.0	U	4.0	0.18
108-86-1	Bromobenzene	4.0	U	4.0	0.26
74-97-5	Bromochloromethane	4.0	U	4.0	0.57
75-27-4	Bromodichloromethane	4.0	U	4.0	0.22
75-25-2	Bromoform	4.0	U	4.0	0.26
74-83-9	Bromomethane	4.0	U	4.0	0.43
75-15-0	Carbon disulfide	1.3	J	4.0	0.35

FORM I
GC/MS VOA ORGANICS ANALYSIS DATA SHEET

Lab Name: TestAmerica Canton Job No.: 240-28436-1

SDG No.:

Client Sample ID: DR-SB-212-04-06 Lab Sample ID: 240-28436-19

Matrix: Solid Lab File ID: UX87234.D

Analysis Method: 8260B Date Collected: 08/27/2013 13:55

Sample wt/vol: 7.23(g) Date Analyzed: 09/06/2013 07:47

Soil Aliquot Vol: Dilution Factor: 1

Soil Extract Vol.: GC Column: DB-624 ID: 0.18(mm)

% Moisture: 13.3 Level: (low/med) Low

Analysis Batch No.: 100346 Units: ug/Kg

CAS NO.	COMPOUND NAME	RESULT	Q	RL	MDL
56-23-5	Carbon tetrachloride	4.0	U	4.0	0.30
108-90-7	Chlorobenzene	4.0	U	4.0	0.26
75-00-3	Chloroethane	4.0	U	4.0	0.69
67-66-3	Chloroform	4.0	U	4.0	0.23
74-87-3	Chloromethane	4.0	U	4.0	0.33
156-59-2	cis-1,2-Dichloroethene	4.0	U	4.0	0.29
10061-01-5	cis-1,3-Dichloropropene	4.0	U	4.0	0.27
124-48-1	Dibromochloromethane	4.0	U	4.0	0.44
74-95-3	Dibromomethane	4.0	U	4.0	0.50
75-71-8	Dichlorodifluoromethane	4.0	U	4.0	0.40
108-20-3	Diisopropyl ether	8.0	U	8.0	1.2
100-41-4	Ethylbenzene	4.0	U	4.0	0.21
637-92-3	Ethyl-t-butyl ether (ETBE)	4.0	U	4.0	0.18
87-68-3	Hexachlorobutadiene	4.0	U	4.0	0.96
98-82-8	Isopropylbenzene	4.0	U	4.0	0.13
1634-04-4	Methyl tert-butyl ether	4.0	U	4.0	0.34
75-09-2	Methylene Chloride	4.0	U	4.0	0.53
179601-23-1	m-Xylene & p-Xylene	8.0	U	8.0	0.96
91-20-3	Naphthalene	4.0	U	4.0	0.15
104-51-8	n-Butylbenzene	4.0	U	4.0	0.18
103-65-1	n-Propylbenzene	4.0	U	4.0	0.32
95-47-6	o-Xylene	4.0	U	4.0	0.28
99-87-6	p-Isopropyltoluene	4.0	U	4.0	0.17
135-98-8	sec-Butylbenzene	4.0	U	4.0	0.14
100-42-5	Styrene	4.0	U	4.0	0.12
994-05-8	Tert-amyl-methyl ether (TAME)	4.0	U	4.0	0.30
75-65-0	tert-Butyl alcohol	160	U	160	6.1
98-06-6	tert-Butylbenzene	4.0	U	4.0	0.23
127-18-4	Tetrachloroethene	4.0	U *	4.0	0.41
108-88-3	Toluene	4.0	U	4.0	0.22
156-60-5	trans-1,2-Dichloroethene	4.0	U	4.0	0.33
10061-02-6	trans-1,3-Dichloropropene	4.0	U	4.0	0.43
79-01-6	Trichloroethene	4.0	U	4.0	0.34
75-69-4	Trichlorofluoromethane	4.0	U	4.0	0.27
108-05-4	Vinyl acetate	8.0	U	8.0	0.20
75-01-4	Vinyl chloride	2.5	J	4.0	0.31

FORM I
GC/MS VOA ORGANICS ANALYSIS DATA SHEET

Lab Name: TestAmerica Canton | Job No.: 240-28436-1

SDG No.:

Client Sample ID: DR-SB-212-04-06 | Lab Sample ID: 240-28436-19

Matrix: Solid | Lab File ID: UX87234.D

Analysis Method: 8260B | Date Collected: 08/27/2013 13:55

Sample wt/vol: 7.23(g) | Date Analyzed: 09/06/2013 07:47

Soil Aliquot Vol: | Dilution Factor: 1

Soil Extract Vol.: | GC Column: DB-624 ID: 0.18(mm)

% Moisture: 13.3 | Level: (low/med) Low

Analysis Batch No.: 100346 | Units: ug/Kg

CAS NO.	COMPOUND NAME	RESULT	Q	RL	MDL
1330-20-7	Xylenes, Total	8.0	U	8.0	0.28

CAS NO.	SURROGATE	%REC	Q	LIMITS
17060-07-0	1,2-Dichloroethane-d4 (Surr)	93		58-123
460-00-4	4-Bromofluorobenzene (Surr)	89		52-136
1868-53-7	Dibromofluoromethane (Surr)	96		37-132
2037-26-5	Toluene-d8 (Surr)	101		67-125

FORM I
GC/MS VOA ORGANICS ANALYSIS DATA SHEET

Lab Name: TestAmerica Canton | Job No.: 240-28436-1

SDG No.:

Client Sample ID: DR-SB-212-11-13 | Lab Sample ID: 240-28436-20

Matrix: Solid | Lab File ID: UX87250.D

Analysis Method: 8260B | Date Collected: 08/27/2013 14:15

Sample wt/vol: 5.92(g) | Date Analyzed: 09/06/2013 13:27

Soil Aliquot Vol: 100 (uL) | Dilution Factor: 25

Soil Extract Vol.: 5(mL) | GC Column: DB-624 ID: 0.18(mm)

% Moisture: 9.8 | Level: (low/med) Medium

Analysis Batch No.: 100346 | Units: ug/Kg

CAS NO.	COMPOUND NAME	RESULT	Q	RL	MDL
630-20-6	1,1,1,2-Tetrachloroethane	5900	U	5900	210
71-55-6	1,1,1-Trichloroethane	5900	U	5900	490
79-34-5	1,1,2,2-Tetrachloroethane	5900	U	5900	210
76-13-1	1,1,2-Trichloro-1,2,2-trichfluoroeth ane	5900	U	5900	910
75-34-3	1,1-Dichloroethane	5900	U	5900	400
75-35-4	1,1-Dichloroethene	5900	U	5900	420
563-58-6	1,1-Dichloropropene	5900	U	5900	230
87-61-6	1,2,3-Trichlorobenzene	5900	U	5900	230
96-18-4	1,2,3-Trichloropropane	5900	U	5900	490
526-73-8	1,2,3-Trimethylbenzene	5900	U	5900	4.0
120-82-1	1,2,4-Trichlorobenzene	5900	U	5900	170
95-63-6	1,2,4-Trimethylbenzene	5900	U	5900	120
96-12-8	1,2-Dibromo-3-Chloropropane	12000	U	12000	1200
106-93-4	1,2-Dibromoethane	5900	U	5900	230
95-50-1	1,2-Dichlorobenzene	5900	U	5900	200
107-06-2	1,2-Dichloroethane	5900	U	5900	230
78-87-5	1,2-Dichloropropane	5900	U	5900	190
541-73-1	1,3-Dichlorobenzene	5900	U	5900	110
142-28-9	1,3-Dichloropropane	5900	U	5900	520
106-46-7	1,4-Dichlorobenzene	5900	U	5900	190
594-20-7	2,2-Dichloropropane	5900	U	5900	540
78-93-3	2-Butanone	23000	U	23000	1000
110-75-8	2-Chloroethyl vinyl ether	23000	U	23000	1000
95-49-8	2-Chlorotoluene	5900	U	5900	210
591-78-6	2-Hexanone	23000	U	23000	470
106-43-4	4-Chlorotoluene	5900	U	5900	230
108-10-1	4-Methyl-2-pentanone	23000	U	23000	1100
67-64-1	Acetone	23000	U	23000	4000
71-43-2	Benzene	5900	U	5900	280
108-86-1	Bromobenzene	5900	U	5900	300
74-97-5	Bromochloromethane	5900	U	5900	300
75-27-4	Bromodichloromethane	5900	U	5900	230
75-25-2	Bromoform	5900	U	5900	440
74-83-9	Bromomethane	5900	U	5900	680
75-15-0	Carbon disulfide	5900	U	5900	280

FORM I
GC/MS VOA ORGANICS ANALYSIS DATA SHEET

Lab Name: TestAmerica Canton | Job No.: 240-28436-1

SDG No.:

Client Sample ID: DR-SB-212-11-13 | Lab Sample ID: 240-28436-20

Matrix: Solid | Lab File ID: UX87250.D

Analysis Method: 8260B | Date Collected: 08/27/2013 14:15

Sample wt/vol: 5.92(g) | Date Analyzed: 09/06/2013 13:27

Soil Aliquot Vol: 100 (uL) | Dilution Factor: 25

Soil Extract Vol.: 5(mL) | GC Column: DB-624 ID: 0.18(mm)

% Moisture: 9.8 | Level: (low/med) Medium

Analysis Batch No.: 100346 | Units: ug/Kg

CAS NO.	COMPOUND NAME	RESULT	Q	RL	MDL
56-23-5	Carbon tetrachloride	5900	U	5900	150
108-90-7	Chlorobenzene	5900	U	5900	150
75-00-3	Chloroethane	5900	U	5900	1400
67-66-3	Chloroform	1700	J	5900	210
74-87-3	Chloromethane	5900	U	5900	330
156-59-2	cis-1,2-Dichloroethene	39000		5900	160
10061-01-5	cis-1,3-Dichloropropene	5900	U	5900	190
124-48-1	Dibromochloromethane	5900	U	5900	280
74-95-3	Dibromomethane	5900	U	5900	330
75-71-8	Dichlorodifluoromethane	5900	U	5900	370
108-20-3	Diisopropyl ether	12000	U	12000	1200
100-41-4	Ethylbenzene	5900	U	5900	130
637-92-3	Ethyl-t-butyl ether (ETBE)	5900	U	5900	5.2
87-68-3	Hexachlorobutadiene	5900	U	5900	330
98-82-8	Isopropylbenzene	5900	U	5900	150
1634-04-4	Methyl tert-butyl ether	5900	U	5900	170
75-09-2	Methylene Chloride	3000	J	5900	1800
179601-23-1	m-Xylene & p-Xylene	5900	U	5900	150
91-20-3	Naphthalene	5900	U	5900	160
104-51-8	n-Butylbenzene	5900	U	5900	190
103-65-1	n-Propylbenzene	5900	U	5900	330
95-47-6	o-Xylene	5900	U	5900	200
99-87-6	p-Isopropyltoluene	5900	U	5900	110
135-98-8	sec-Butylbenzene	5900	U	5900	110
100-42-5	Styrene	5900	U	5900	130
994-05-8	Tert-amyl-methyl ether (TAME)	5900	U	5900	8.7
75-65-0	tert-Butyl alcohol	230000	U	230000	5600
98-06-6	tert-Butylbenzene	5900	U	5900	150
127-18-4	Tetrachloroethene	5900	U	5900	280
108-88-3	Toluene	1900	J	5900	400
156-60-5	trans-1,2-Dichloroethene	5900	U	5900	220
10061-02-6	trans-1,3-Dichloropropene	5900	U	5900	470
79-01-6	Trichloroethene	190000		5900	230
75-69-4	Trichlorofluoromethane	5900	U	5900	370
108-05-4	Vinyl acetate	12000	U	12000	540
75-01-4	Vinyl chloride	5900	U	5900	420

FORM I
GC/MS VOA ORGANICS ANALYSIS DATA SHEET

Lab Name: TestAmerica Canton | Job No.: 240-28436-1

SDG No.:

Client Sample ID: DR-SB-212-11-13 | Lab Sample ID: 240-28436-20

Matrix: Solid | Lab File ID: UX87250.D

Analysis Method: 8260B | Date Collected: 08/27/2013 14:15

Sample wt/vol: 5.92(g) | Date Analyzed: 09/06/2013 13:27

Soil Aliquot Vol: 100 (uL) | Dilution Factor: 25

Soil Extract Vol.: 5(mL) | GC Column: DB-624 ID: 0.18(mm)

% Moisture: 9.8 | Level: (low/med) Medium

Analysis Batch No.: 100346 | Units: ug/Kg

CAS NO.	COMPOUND NAME	RESULT	Q	RL	MDL
1330-20-7	Xylenes, Total	12000	U	12000	150

CAS NO.	SURROGATE	%REC	Q	LIMITS
17060-07-0	1,2-Dichloroethane-d4 (Surr)	101		39-128
460-00-4	4-Bromofluorobenzene (Surr)	49		26-141
1868-53-7	Dibromofluoromethane (Surr)	87		30-122
2037-26-5	Toluene-d8 (Surr)	59		33-134

FORM I
GC/MS VOA ORGANICS ANALYSIS DATA SHEET

Lab Name: TestAmerica Canton | Job No.: 240-28436-1

SDG No.:

Client Sample ID: DR-SB-DUP01-0406 | Lab Sample ID: 240-28436-22

Matrix: Solid | Lab File ID: UX87246.D

Analysis Method: 8260B | Date Collected: 08/27/2013 12:15

Sample wt/vol: 6.81(g) | Date Analyzed: 09/06/2013 12:02

Soil Aliquot Vol: | Dilution Factor: 1

Soil Extract Vol.: | GC Column: DB-624 ID: 0.18(mm)

% Moisture: 10.7 | Level: (low/med) Low

Analysis Batch No.: 100346 | Units: ug/Kg

CAS NO.	COMPOUND NAME	RESULT	Q	RL	MDL
630-20-6	1,1,1,2-Tetrachloroethane	4.1	U	4.1	0.51
71-55-6	1,1,1-Trichloroethane	4.1	U	4.1	0.46
79-34-5	1,1,2,2-Tetrachloroethane	4.1	U	4.1	0.28
76-13-1	1,1,2-Trichloro-1,2,2-trichfluoroeth ane	4.1	U	4.1	1.1
75-34-3	1,1-Dichloroethane	4.1	U	4.1	0.30
75-35-4	1,1-Dichloroethene	4.1	U	4.1	0.43
563-58-6	1,1-Dichloropropene	4.1	U *	4.1	0.25
87-61-6	1,2,3-Trichlorobenzene	4.1	U	4.1	0.31
96-18-4	1,2,3-Trichloropropane	4.1	U	4.1	0.74
526-73-8	1,2,3-Trimethylbenzene	4.1	U	4.1	0.14
120-82-1	1,2,4-Trichlorobenzene	4.1	U	4.1	0.22
95-63-6	1,2,4-Trimethylbenzene	4.1	U	4.1	0.53
96-12-8	1,2-Dibromo-3-Chloropropane	8.2	U	8.2	1.1
106-93-4	1,2-Dibromoethane	4.1	U	4.1	0.41
95-50-1	1,2-Dichlorobenzene	4.1	U	4.1	0.30
107-06-2	1,2-Dichloroethane	4.1	U	4.1	0.28
78-87-5	1,2-Dichloropropane	4.1	U	4.1	0.57
541-73-1	1,3-Dichlorobenzene	4.1	U	4.1	0.29
142-28-9	1,3-Dichloropropane	4.1	U	4.1	0.28
106-46-7	1,4-Dichlorobenzene	4.1	U	4.1	0.54
594-20-7	2,2-Dichloropropane	4.1	U	4.1	0.77
78-93-3	2-Butanone	7.4	J	16	1.2
110-75-8	2-Chloroethyl vinyl ether	41	U	41	1.2
95-49-8	2-Chlorotoluene	4.1	U	4.1	0.33
591-78-6	2-Hexanone	16	U	16	0.52
106-43-4	4-Chlorotoluene	4.1	U	4.1	0.34
108-10-1	4-Methyl-2-pentanone	16	U	16	0.44
67-64-1	Acetone	110		16	5.2
71-43-2	Benzene	4.1	U	4.1	0.19
108-86-1	Bromobenzene	4.1	U	4.1	0.27
74-97-5	Bromochloromethane	4.1	U	4.1	0.58
75-27-4	Bromodichloromethane	4.1	U	4.1	0.23
75-25-2	Bromoform	4.1	U	4.1	0.27
74-83-9	Bromomethane	4.1	U	4.1	0.44
75-15-0	Carbon disulfide	0.58	J	4.1	0.36

FORM I
GC/MS VOA ORGANICS ANALYSIS DATA SHEET

Lab Name: TestAmerica Canton | Job No.: 240-28436-1

SDG No.:

Client Sample ID: DR-SB-DUP01-0406 | Lab Sample ID: 240-28436-22

Matrix: Solid | Lab File ID: UX87246.D

Analysis Method: 8260B | Date Collected: 08/27/2013 12:15

Sample wt/vol: 6.81(g) | Date Analyzed: 09/06/2013 12:02

Soil Aliquot Vol: | Dilution Factor: 1

Soil Extract Vol.: | GC Column: DB-624 ID: 0.18(mm)

% Moisture: 10.7 | Level: (low/med) Low

Analysis Batch No.: 100346 | Units: ug/Kg

CAS NO.	COMPOUND NAME	RESULT	Q	RL	MDL
56-23-5	Carbon tetrachloride	4.1	U	4.1	0.30
108-90-7	Chlorobenzene	4.1	U	4.1	0.27
75-00-3	Chloroethane	4.1	U	4.1	0.71
67-66-3	Chloroform	4.1	U	4.1	0.24
74-87-3	Chloromethane	4.1	U	4.1	0.34
156-59-2	cis-1,2-Dichloroethene	4.1	U	4.1	0.30
10061-01-5	cis-1,3-Dichloropropene	4.1	U	4.1	0.28
124-48-1	Dibromochloromethane	4.1	U	4.1	0.45
74-95-3	Dibromomethane	4.1	U	4.1	0.52
75-71-8	Dichlorodifluoromethane	4.1	U	4.1	0.41
108-20-3	Diisopropyl ether	8.2	U	8.2	1.2
100-41-4	Ethylbenzene	4.1	U	4.1	0.21
637-92-3	Ethyl-t-butyl ether (ETBE)	4.1	U	4.1	0.18
87-68-3	Hexachlorobutadiene	4.1	U	4.1	0.99
98-82-8	Isopropylbenzene	4.1	U	4.1	0.13
1634-04-4	Methyl tert-butyl ether	4.1	U	4.1	0.35
75-09-2	Methylene Chloride	4.1	U	4.1	0.55
179601-23-1	m-Xylene & p-Xylene	8.2	U	8.2	0.99
91-20-3	Naphthalene	0.29	J	4.1	0.16
104-51-8	n-Butylbenzene	4.1	U	4.1	0.19
103-65-1	n-Propylbenzene	4.1	U	4.1	0.33
95-47-6	o-Xylene	4.1	U	4.1	0.29
99-87-6	p-Isopropyltoluene	4.1	U	4.1	0.17
135-98-8	sec-Butylbenzene	4.1	U	4.1	0.15
100-42-5	Styrene	4.1	U	4.1	0.12
994-05-8	Tert-amyl-methyl ether (TAME)	4.1	U	4.1	0.30
75-65-0	tert-Butyl alcohol	160	U	160	6.2
98-06-6	tert-Butylbenzene	4.1	U	4.1	0.24
127-18-4	Tetrachloroethene	4.1	U *	4.1	0.43
108-88-3	Toluene	4.1	U	4.1	0.22
156-60-5	trans-1,2-Dichloroethene	4.1	U	4.1	0.34
10061-02-6	trans-1,3-Dichloropropene	4.1	U	4.1	0.44
79-01-6	Trichloroethene	4.1	U	4.1	0.35
75-69-4	Trichlorofluoromethane	4.1	U	4.1	0.28
108-05-4	Vinyl acetate	8.2	U	8.2	0.21
75-01-4	Vinyl chloride	4.1	U	4.1	0.32

FORM I
GC/MS VOA ORGANICS ANALYSIS DATA SHEET

Lab Name: TestAmerica Canton | Job No.: 240-28436-1

SDG No.:

Client Sample ID: DR-SB-DUP01-0406 | Lab Sample ID: 240-28436-22

Matrix: Solid | Lab File ID: UX87246.D

Analysis Method: 8260B | Date Collected: 08/27/2013 12:15

Sample wt/vol: 6.81(g) | Date Analyzed: 09/06/2013 12:02

Soil Aliquot Vol: | Dilution Factor: 1

Soil Extract Vol.: | GC Column: DB-624 ID: 0.18(mm)

% Moisture: 10.7 | Level: (low/med) Low

Analysis Batch No.: 100346 | Units: ug/Kg

CAS NO.	COMPOUND NAME	RESULT	Q	RL	MDL
1330-20-7	Xylenes, Total	8.2	U	8.2	0.29

CAS NO.	SURROGATE	%REC	Q	LIMITS
17060-07-0	1,2-Dichloroethane-d4 (Surr)	90		58-123
460-00-4	4-Bromofluorobenzene (Surr)	82		52-136
1868-53-7	Dibromofluoromethane (Surr)	99		37-132
2037-26-5	Toluene-d8 (Surr)	103		67-125

FORM I
GC/MS VOA ORGANICS ANALYSIS DATA SHEET

Lab Name: TestAmerica Canton Job No.: 240-28436-1

SDG No.:

Client Sample ID: TB-082713 Lab Sample ID: 240-28436-21

Matrix: Water Lab File ID: UXX5718.D

Analysis Method: 8260B Date Collected: 08/27/2013 00:00

Sample wt/vol: 5(mL) Date Analyzed: 09/04/2013 22:07

Soil Aliquot Vol: Dilution Factor: 1

Soil Extract Vol.: GC Column: DB-624 ID: 0.18(mm)

% Moisture: Level: (low/med) Low

Analysis Batch No.: 100092 Units: ug/L

CAS NO.	COMPOUND NAME	RESULT	Q	RL	MDL
630-20-6	1,1,1,2-Tetrachloroethane	1.0	U *	1.0	0.23
71-55-6	1,1,1-Trichloroethane	1.0	U	1.0	0.22
79-34-5	1,1,2,2-Tetrachloroethane	1.0	U	1.0	0.18
76-13-1	1,1,2-Trichloro-1,2,2-trichfluoroeth ane	1.0	U	1.0	0.28
75-34-3	1,1-Dichloroethane	1.0	U	1.0	0.15
75-35-4	1,1-Dichloroethene	1.0	U	1.0	0.19
563-58-6	1,1-Dichloropropene	1.0	U	1.0	0.13
87-61-6	1,2,3-Trichlorobenzene	1.0	U	1.0	0.17
96-18-4	1,2,3-Trichloropropane	1.0	U	1.0	0.43
526-73-8	1,2,3-Trimethylbenzene	5.0	U	5.0	0.0059
120-82-1	1,2,4-Trichlorobenzene	1.0	U	1.0	0.15
95-63-6	1,2,4-Trimethylbenzene	1.0	U	1.0	0.12
96-12-8	1,2-Dibromo-3-Chloropropane	2.0	U	2.0	0.67
95-50-1	1,2-Dichlorobenzene	1.0	U	1.0	0.13
107-06-2	1,2-Dichloroethane	1.0	U	1.0	0.22
78-87-5	1,2-Dichloropropane	1.0	U	1.0	0.18
541-73-1	1,3-Dichlorobenzene	1.0	U	1.0	0.14
142-28-9	1,3-Dichloropropane	1.0	U	1.0	0.16
106-46-7	1,4-Dichlorobenzene	1.0	U	1.0	0.13
594-20-7	2,2-Dichloropropane	1.0	U	1.0	0.13
110-75-8	2-Chloroethyl vinyl ether	10	U	10	0.99
95-49-8	2-Chlorotoluene	1.0	U	1.0	0.11
591-78-6	2-Hexanone	10	U	10	0.41
108-86-1	Bromobenzene	1.0	U	1.0	0.13
74-97-5	Bromochloromethane	1.0	U	1.0	0.29
106-43-4	4-Chlorotoluene	1.0	U	1.0	0.18
99-87-6	p-Isopropyltoluene	1.0	U	1.0	0.12
67-64-1	Acetone	1.3	J B	10	1.1
71-43-2	Benzene	1.0	U	1.0	0.13
75-25-2	Bromoform	1.0	U	1.0	0.64
74-83-9	Bromomethane	1.0	U	1.0	0.41
75-15-0	Carbon disulfide	1.0	U	1.0	0.13
56-23-5	Carbon tetrachloride	1.0	U	1.0	0.13
108-90-7	Chlorobenzene	1.0	U	1.0	0.15
75-00-3	Chloroethane	1.0	U	1.0	0.29

FORM I
GC/MS VOA ORGANICS ANALYSIS DATA SHEET

Lab Name: TestAmerica Canton Job No.: 240-28436-1

SDG No.:

Client Sample ID: TB-082713 Lab Sample ID: 240-28436-21

Matrix: Water Lab File ID: UXX5718.D

Analysis Method: 8260B Date Collected: 08/27/2013 00:00

Sample wt/vol: 5(mL) Date Analyzed: 09/04/2013 22:07

Soil Aliquot Vol: Dilution Factor: 1

Soil Extract Vol.: GC Column: DB-624 ID: 0.18(mm)

% Moisture: Level: (low/med) Low

Analysis Batch No.: 100092 Units: ug/L

CAS NO.	COMPOUND NAME	RESULT	Q	RL	MDL
67-66-3	Chloroform	1.0	U	1.0	0.16
74-87-3	Chloromethane	1.0	U	1.0	0.30
156-59-2	cis-1,2-Dichloroethene	1.0	U	1.0	0.17
10061-01-5	cis-1,3-Dichloropropene	1.0	U	1.0	0.14
87-68-3	Hexachlorobutadiene	1.0	U	1.0	0.30
74-95-3	Dibromomethane	1.0	U	1.0	0.28
75-27-4	Bromodichloromethane	1.0	U	1.0	0.15
75-71-8	Dichlorodifluoromethane	1.0	U	1.0	0.31
100-41-4	Ethylbenzene	1.0	U	1.0	0.17
106-93-4	1,2-Dibromoethane	1.0	U	1.0	0.24
108-20-3	Diisopropyl ether	10	U	10	1.5
91-20-3	Naphthalene	1.0	U	1.0	0.24
179601-23-1	m-Xylene & p-Xylene	2.0	U	2.0	0.24
104-51-8	n-Butylbenzene	1.0	U	1.0	0.12
98-82-8	Isopropylbenzene	1.0	U	1.0	0.13
103-65-1	n-Propylbenzene	1.0	U	1.0	0.14
78-93-3	2-Butanone	10	U	10	0.57
108-10-1	4-Methyl-2-pentanone	10	U	10	0.32
135-98-8	sec-Butylbenzene	1.0	U	1.0	0.13
1634-04-4	Methyl tert-butyl ether	1.0	U	1.0	0.17
994-05-8	Tert-amyl-methyl ether (TAME)	5.0	U	5.0	0.067
75-09-2	Methylene Chloride	1.0	U	1.0	0.33
95-47-6	o-Xylene	1.0	U	1.0	0.14
100-42-5	Styrene	1.0	U	1.0	0.11
637-92-3	Ethyl-t-butyl ether (ETBE)	5.0	U	5.0	0.11
98-06-6	tert-Butylbenzene	1.0	U	1.0	0.13
127-18-4	Tetrachloroethene	1.0	U	1.0	0.29
108-88-3	Toluene	1.0	U	1.0	0.13
156-60-5	trans-1,2-Dichloroethene	1.0	U	1.0	0.19
10061-02-6	trans-1,3-Dichloropropene	1.0	U *	1.0	0.19
79-01-6	Trichloroethene	1.0	U	1.0	0.17
75-69-4	Trichlorofluoromethane	1.0	U	1.0	0.21
108-05-4	Vinyl acetate	2.0	U	2.0	0.19
75-01-4	Vinyl chloride	1.0	U	1.0	0.22
75-65-0	tert-Butyl alcohol	50	U	50	3.9
1330-20-7	Xylenes, Total	2.0	U	2.0	0.14

FORM I
GC/MS VOA ORGANICS ANALYSIS DATA SHEET

Lab Name: TestAmerica Canton | Job No.: 240-28436-1

SDG No.:

Client Sample ID: TB-082713 | Lab Sample ID: 240-28436-21

Matrix: Water | Lab File ID: UXX5718.D

Analysis Method: 8260B | Date Collected: 08/27/2013 00:00

Sample wt/vol: 5(mL) | Date Analyzed: 09/04/2013 22:07

Soil Aliquot Vol: | Dilution Factor: 1

Soil Extract Vol.: | GC Column: DB-624 ID: 0.18(mm)

% Moisture: | Level: (low/med) Low

Analysis Batch No.: 100092 | Units: ug/L

CAS NO.	COMPOUND NAME	RESULT	Q	RL	MDL
124-48-1	Dibromochloromethane	1.0	U *	1.0	0.18

CAS NO.	SURROGATE	%REC	Q	LIMITS
17060-07-0	1,2-Dichloroethane-d4 (Surr)	97		63-129
460-00-4	4-Bromofluorobenzene (Surr)	73		66-117
2037-26-5	Toluene-d8 (Surr)	89		74-115
1868-53-7	Dibromofluoromethane (Surr)	91		75-121

FORM I
GC/MS VOA ORGANICS ANALYSIS DATA SHEET

Lab Name: TestAmerica Canton Job No.: 240-28436-1

SDG No.:

Client Sample ID: TB-082713-2 Lab Sample ID: 240-28436-23

Matrix: Water Lab File ID: UXM0217.D

Analysis Method: 8260B Date Collected: 08/27/2013 00:00

Sample wt/vol: 5(mL) Date Analyzed: 09/05/2013 17:26

Soil Aliquot Vol: Dilution Factor: 1

Soil Extract Vol.: GC Column: DB-624 ID: 0.18(mm)

% Moisture: Level: (low/med) Low

Analysis Batch No.: 100203 Units: ug/L

CAS NO.	COMPOUND NAME	RESULT	Q	RL	MDL
630-20-6	1,1,1,2-Tetrachloroethane	1.0	U	1.0	0.23
71-55-6	1,1,1-Trichloroethane	1.0	U	1.0	0.22
79-34-5	1,1,2,2-Tetrachloroethane	1.0	U	1.0	0.18
76-13-1	1,1,2-Trichloro-1,2,2-trichfluoroeth ane	1.0	U	1.0	0.28
75-34-3	1,1-Dichloroethane	1.0	U	1.0	0.15
75-35-4	1,1-Dichloroethene	1.0	U	1.0	0.19
563-58-6	1,1-Dichloropropene	1.0	U	1.0	0.13
87-61-6	1,2,3-Trichlorobenzene	1.0	U	1.0	0.17
96-18-4	1,2,3-Trichloropropane	1.0	U	1.0	0.43
526-73-8	1,2,3-Trimethylbenzene	5.0	U	5.0	0.0059
120-82-1	1,2,4-Trichlorobenzene	1.0	U	1.0	0.15
95-63-6	1,2,4-Trimethylbenzene	1.0	U	1.0	0.12
96-12-8	1,2-Dibromo-3-Chloropropane	2.0	U	2.0	0.67
95-50-1	1,2-Dichlorobenzene	1.0	U	1.0	0.13
107-06-2	1,2-Dichloroethane	1.0	U	1.0	0.22
78-87-5	1,2-Dichloropropane	1.0	U	1.0	0.18
541-73-1	1,3-Dichlorobenzene	1.0	U	1.0	0.14
142-28-9	1,3-Dichloropropane	1.0	U	1.0	0.16
106-46-7	1,4-Dichlorobenzene	1.0	U	1.0	0.13
594-20-7	2,2-Dichloropropane	1.0	U	1.0	0.13
110-75-8	2-Chloroethyl vinyl ether	10	U	10	0.99
95-49-8	2-Chlorotoluene	1.0	U	1.0	0.11
591-78-6	2-Hexanone	10	U	10	0.41
108-86-1	Bromobenzene	1.0	U	1.0	0.13
74-97-5	Bromochloromethane	1.0	U	1.0	0.29
106-43-4	4-Chlorotoluene	1.0	U	1.0	0.18
99-87-6	p-Isopropyltoluene	1.0	U	1.0	0.12
67-64-1	Acetone	10	U	10	1.1
71-43-2	Benzene	1.0	U	1.0	0.13
75-25-2	Bromoform	1.0	U	1.0	0.64
74-83-9	Bromomethane	1.0	U	1.0	0.41
75-15-0	Carbon disulfide	1.0	U	1.0	0.13
56-23-5	Carbon tetrachloride	1.0	U	1.0	0.13
108-90-7	Chlorobenzene	1.0	U	1.0	0.15
75-00-3	Chloroethane	1.0	U	1.0	0.29

FORM I
GC/MS VOA ORGANICS ANALYSIS DATA SHEET

Lab Name: TestAmerica Canton | Job No.: 240-28436-1

SDG No.:

Client Sample ID: TB-082713-2 | Lab Sample ID: 240-28436-23

Matrix: Water | Lab File ID: UXM0217.D

Analysis Method: 8260B | Date Collected: 08/27/2013 00:00

Sample wt/vol: 5(mL) | Date Analyzed: 09/05/2013 17:26

Soil Aliquot Vol: | Dilution Factor: 1

Soil Extract Vol.: | GC Column: DB-624 ID: 0.18(mm)

% Moisture: | Level: (low/med) Low

Analysis Batch No.: 100203 | Units: ug/L

CAS NO.	COMPOUND NAME	RESULT	Q	RL	MDL
67-66-3	Chloroform	1.0	U	1.0	0.16
74-87-3	Chloromethane	1.0	U	1.0	0.30
156-59-2	cis-1,2-Dichloroethene	1.0	U	1.0	0.17
10061-01-5	cis-1,3-Dichloropropene	1.0	U	1.0	0.14
87-68-3	Hexachlorobutadiene	1.0	U	1.0	0.30
74-95-3	Dibromomethane	1.0	U	1.0	0.28
75-27-4	Bromodichloromethane	1.0	U	1.0	0.15
75-71-8	Dichlorodifluoromethane	1.0	U	1.0	0.31
100-41-4	Ethylbenzene	1.0	U	1.0	0.17
106-93-4	1,2-Dibromoethane	1.0	U	1.0	0.24
108-20-3	Diisopropyl ether	10	U	10	1.5
91-20-3	Naphthalene	1.0	U	1.0	0.24
179601-23-1	m-Xylene & p-Xylene	2.0	U	2.0	0.24
104-51-8	n-Butylbenzene	1.0	U	1.0	0.12
98-82-8	Isopropylbenzene	1.0	U	1.0	0.13
103-65-1	n-Propylbenzene	1.0	U	1.0	0.14
78-93-3	2-Butanone	10	U	10	0.57
108-10-1	4-Methyl-2-pentanone	10	U	10	0.32
135-98-8	sec-Butylbenzene	1.0	U	1.0	0.13
1634-04-4	Methyl tert-butyl ether	1.0	U	1.0	0.17
994-05-8	Tert-amyl-methyl ether (TAME)	5.0	U	5.0	0.067
75-09-2	Methylene Chloride	1.0	U	1.0	0.33
95-47-6	o-Xylene	1.0	U	1.0	0.14
100-42-5	Styrene	1.0	U	1.0	0.11
637-92-3	Ethyl-t-butyl ether (ETBE)	5.0	U	5.0	0.11
98-06-6	tert-Butylbenzene	1.0	U	1.0	0.13
127-18-4	Tetrachloroethene	1.0	U	1.0	0.29
108-88-3	Toluene	1.0	U	1.0	0.13
156-60-5	trans-1,2-Dichloroethene	1.0	U	1.0	0.19
10061-02-6	trans-1,3-Dichloropropene	1.0	U	1.0	0.19
79-01-6	Trichloroethene	1.0	U	1.0	0.17
75-69-4	Trichlorofluoromethane	1.0	U	1.0	0.21
108-05-4	Vinyl acetate	2.0	U	2.0	0.19
75-01-4	Vinyl chloride	1.0	U	1.0	0.22
75-65-0	tert-Butyl alcohol	50	U	50	3.9
1330-20-7	Xylenes, Total	2.0	U	2.0	0.14

FORM I
GC/MS VOA ORGANICS ANALYSIS DATA SHEET

Lab Name: TestAmerica Canton | Job No.: 240-28436-1

SDG No.:

Client Sample ID: TB-082713-2 | Lab Sample ID: 240-28436-23

Matrix: Water | Lab File ID: UXM0217.D

Analysis Method: 8260B | Date Collected: 08/27/2013 00:00

Sample wt/vol: 5(mL) | Date Analyzed: 09/05/2013 17:26

Soil Aliquot Vol: | Dilution Factor: 1

Soil Extract Vol.: | GC Column: DB-624 ID: 0.18(mm)

% Moisture: | Level: (low/med) Low

Analysis Batch No.: 100203 | Units: ug/L

CAS NO.	COMPOUND NAME	RESULT	Q	RL	MDL
124-48-1	Dibromochloromethane	1.0	U	1.0	0.18

CAS NO.	SURROGATE	%REC	Q	LIMITS
17060-07-0	1,2-Dichloroethane-d4 (Surr)	95		63-129
460-00-4	4-Bromofluorobenzene (Surr)	85		66-117
2037-26-5	Toluene-d8 (Surr)	94		74-115
1868-53-7	Dibromofluoromethane (Surr)	95		75-121

FORM I
GC/MS VOA ORGANICS ANALYSIS DATA SHEET

Lab Name: TestAmerica Canton Job No.: 240-28436-1

SDG No.:

Client Sample ID: TB-082713-3 Lab Sample ID: 240-28436-24

Matrix: Water Lab File ID: UXM0218.D

Analysis Method: 8260B Date Collected: 08/27/2013 00:00

Sample wt/vol: 5(mL) Date Analyzed: 09/05/2013 17:49

Soil Aliquot Vol: Dilution Factor: 1

Soil Extract Vol.: GC Column: DB-624 ID: 0.18(mm)

% Moisture: Level: (low/med) Low

Analysis Batch No.: 100203 Units: ug/L

CAS NO.	COMPOUND NAME	RESULT	Q	RL	MDL
630-20-6	1,1,1,2-Tetrachloroethane	1.0	U	1.0	0.23
71-55-6	1,1,1-Trichloroethane	1.0	U	1.0	0.22
79-34-5	1,1,2,2-Tetrachloroethane	1.0	U	1.0	0.18
76-13-1	1,1,2-Trichloro-1,2,2-trichfluoroeth ane	1.0	U	1.0	0.28
75-34-3	1,1-Dichloroethane	1.0	U	1.0	0.15
75-35-4	1,1-Dichloroethene	1.0	U	1.0	0.19
563-58-6	1,1-Dichloropropene	1.0	U	1.0	0.13
87-61-6	1,2,3-Trichlorobenzene	1.0	U	1.0	0.17
96-18-4	1,2,3-Trichloropropane	1.0	U	1.0	0.43
526-73-8	1,2,3-Trimethylbenzene	5.0	U	5.0	0.0059
120-82-1	1,2,4-Trichlorobenzene	1.0	U	1.0	0.15
95-63-6	1,2,4-Trimethylbenzene	1.0	U	1.0	0.12
96-12-8	1,2-Dibromo-3-Chloropropane	2.0	U	2.0	0.67
95-50-1	1,2-Dichlorobenzene	1.0	U	1.0	0.13
107-06-2	1,2-Dichloroethane	1.0	U	1.0	0.22
78-87-5	1,2-Dichloropropane	1.0	U	1.0	0.18
541-73-1	1,3-Dichlorobenzene	1.0	U	1.0	0.14
142-28-9	1,3-Dichloropropane	1.0	U	1.0	0.16
106-46-7	1,4-Dichlorobenzene	1.0	U	1.0	0.13
594-20-7	2,2-Dichloropropane	1.0	U	1.0	0.13
110-75-8	2-Chloroethyl vinyl ether	10	U	10	0.99
95-49-8	2-Chlorotoluene	1.0	U	1.0	0.11
591-78-6	2-Hexanone	10	U	10	0.41
108-86-1	Bromobenzene	1.0	U	1.0	0.13
74-97-5	Bromochloromethane	1.0	U	1.0	0.29
106-43-4	4-Chlorotoluene	1.0	U	1.0	0.18
99-87-6	p-Isopropyltoluene	1.0	U	1.0	0.12
67-64-1	Acetone	10	U	10	1.1
71-43-2	Benzene	1.0	U	1.0	0.13
75-25-2	Bromoform	1.0	U	1.0	0.64
74-83-9	Bromomethane	1.0	U	1.0	0.41
75-15-0	Carbon disulfide	1.0	U	1.0	0.13
56-23-5	Carbon tetrachloride	1.0	U	1.0	0.13
108-90-7	Chlorobenzene	1.0	U	1.0	0.15
75-00-3	Chloroethane	1.0	U	1.0	0.29

FORM I

GC/MS VOA ORGANICS ANALYSIS DATA SHEET

Lab Name: TestAmerica Canton Job No.: 240-28436-1

SDG No.:

Client Sample ID: TB-082713-3 Lab Sample ID: 240-28436-24

Matrix: Water Lab File ID: UXM0218.D

Analysis Method: 8260B Date Collected: 08/27/2013 00:00

Sample wt/vol: 5(mL) Date Analyzed: 09/05/2013 17:49

Soil Aliquot Vol: Dilution Factor: 1

Soil Extract Vol.: GC Column: DB-624 ID: 0.18(mm)

% Moisture: Level: (low/med) Low

Analysis Batch No.: 100203 Units: ug/L

CAS NO.	COMPOUND NAME	RESULT	Q	RL	MDL
67-66-3	Chloroform	1.0	U	1.0	0.16
74-87-3	Chloromethane	1.0	U	1.0	0.30
156-59-2	cis-1,2-Dichloroethene	1.0	U	1.0	0.17
10061-01-5	cis-1,3-Dichloropropene	1.0	U	1.0	0.14
87-68-3	Hexachlorobutadiene	1.0	U	1.0	0.30
74-95-3	Dibromomethane	1.0	U	1.0	0.28
75-27-4	Bromodichloromethane	1.0	U	1.0	0.15
75-71-8	Dichlorodifluoromethane	1.0	U	1.0	0.31
100-41-4	Ethylbenzene	1.0	U	1.0	0.17
106-93-4	1,2-Dibromoethane	1.0	U	1.0	0.24
108-20-3	Diisopropyl ether	10	U	10	1.5
91-20-3	Naphthalene	1.0	U	1.0	0.24
179601-23-1	m-Xylene & p-Xylene	2.0	U	2.0	0.24
104-51-8	n-Butylbenzene	1.0	U	1.0	0.12
98-82-8	Isopropylbenzene	1.0	U	1.0	0.13
103-65-1	n-Propylbenzene	1.0	U	1.0	0.14
78-93-3	2-Butanone	10	U	10	0.57
108-10-1	4-Methyl-2-pentanone	10	U	10	0.32
135-98-8	sec-Butylbenzene	1.0	U	1.0	0.13
1634-04-4	Methyl tert-butyl ether	1.0	U	1.0	0.17
994-05-8	Tert-amyl-methyl ether (TAME)	5.0	U	5.0	0.067
75-09-2	Methylene Chloride	1.0	U	1.0	0.33
95-47-6	o-Xylene	1.0	U	1.0	0.14
100-42-5	Styrene	1.0	U	1.0	0.11
637-92-3	Ethyl-t-butyl ether (ETBE)	5.0	U	5.0	0.11
98-06-6	tert-Butylbenzene	1.0	U	1.0	0.13
127-18-4	Tetrachloroethene	1.0	U	1.0	0.29
108-88-3	Toluene	1.0	U	1.0	0.13
156-60-5	trans-1,2-Dichloroethene	1.0	U	1.0	0.19
10061-02-6	trans-1,3-Dichloropropene	1.0	U	1.0	0.19
79-01-6	Trichloroethene	1.0	U	1.0	0.17
75-69-4	Trichlorofluoromethane	1.0	U	1.0	0.21
108-05-4	Vinyl acetate	2.0	U	2.0	0.19
75-01-4	Vinyl chloride	1.0	U	1.0	0.22
75-65-0	tert-Butyl alcohol	50	U	50	3.9
1330-20-7	Xylenes, Total	2.0	U	2.0	0.14

FORM I
GC/MS VOA ORGANICS ANALYSIS DATA SHEET

Lab Name: TestAmerica Canton Job No.: 240-28436-1

SDG No.:

Client Sample ID: TB-082713-3 Lab Sample ID: 240-28436-24

Matrix: Water Lab File ID: UXM0218.D

Analysis Method: 8260B Date Collected: 08/27/2013 00:00

Sample wt/vol: 5(mL) Date Analyzed: 09/05/2013 17:49

Soil Aliquot Vol: Dilution Factor: 1

Soil Extract Vol.: GC Column: DB-624 ID: 0.18(mm)

% Moisture: Level: (low/med) Low

Analysis Batch No.: 100203 Units: ug/L

CAS NO.	COMPOUND NAME	RESULT	Q	RL	MDL
124-48-1	Dibromochloromethane	1.0	U	1.0	0.18

CAS NO.	SURROGATE	%REC	Q	LIMITS
17060-07-0	1,2-Dichloroethane-d4 (Surr)	92		63-129
460-00-4	4-Bromofluorobenzene (Surr)	85		66-117
2037-26-5	Toluene-d8 (Surr)	94		74-115
1868-53-7	Dibromofluoromethane (Surr)	94		75-121

FORM I
GC/MS SEMI VOA ORGANICS ANALYSIS DATA SHEET

Lab Name: TestAmerica Canton | Job No.: 240-28436-1

SDG No.:

Client Sample ID: DR-SB-202-02-04 | Lab Sample ID: 240-28436-1

Matrix: Solid | Lab File ID: 30911021.D

Analysis Method: 8270D | Date Collected: 08/27/2013 09:30

Extract. Method: 3540C | Date Extracted: 09/06/2013 09:50

Sample wt/vol: 29.63(g) | Date Analyzed: 09/11/2013 17:22

Con. Extract Vol.: 2(mL) | Dilution Factor: 1

Injection Volume: 1(uL) | Level: (low/med) Low

% Moisture: 14.8 | GPC Cleanup:(Y/N) N

Analysis Batch No.: 100975 | Units: ug/Kg

CAS NO.	COMPOUND NAME	RESULT	Q	RL	MDL
92-52-4	1,1'-Biphenyl	59	U	59	4.2
88-06-2	2,4,6-Trichlorophenol	180	U	180	11
95-95-4	2,4,5-Trichlorophenol	180	U	180	30
120-83-2	2,4-Dichlorophenol	180	U	180	24
105-67-9	2,4-Dimethylphenol	180	U	180	24
51-28-5	2,4-Dinitrophenol	390	U	390	25
121-14-2	2,4-Dinitrotoluene	240	U	240	20
91-58-7	2-Chloronaphthalene	59	U	59	0.53
95-57-8	2-Chlorophenol	59	U	59	9.7
91-57-6	2-Methylnaphthalene	6.2	J	7.9	0.59
95-48-7	2-Methylphenol	240	U	240	13
88-74-4	2-Nitroaniline	240	U	240	11
88-75-5	2-Nitrophenol	59	U	59	9.9
15831-10-4	3 & 4 Methylphenol	480	U	480	24
91-94-1	3,3'-Dichlorobenzidine	120	U	120	21
99-09-2	3-Nitroaniline	240	U	240	19
534-52-1	4,6-Dinitro-2-methylphenol	180	U	180	11
101-55-3	4-Bromophenyl phenyl ether	59	U	59	15
59-50-7	4-Chloro-3-methylphenol	180	U	180	25
106-47-8	4-Chloroaniline	180	U	180	20
7005-72-3	4-Chlorophenyl phenyl ether	59	U	59	15
100-01-6	4-Nitroaniline	240	U	240	31
83-32-9	Acenaphthene	7.9	U	7.9	0.90
208-96-8	Acenaphthylene	7.9	U	7.9	0.42
98-86-2	Acetophenone	120	U	120	11
120-12-7	Anthracene	7.9	U	7.9	0.93
1912-24-9	Atrazine	240	U	240	11
100-52-7	Benzaldehyde	120	U *	120	14
56-55-3	Benzo[a]anthracene	7.9	U	7.9	0.75
50-32-8	Benzo[a]pyrene	7.9	U	7.9	0.76
205-99-2	Benzo[b]fluoranthene	7.4	J	7.9	0.70
191-24-2	Benzo[g,h,i]perylene	7.9	U	7.9	0.42
207-08-9	Benzo[k]fluoranthene	7.9	U	7.9	0.81
111-91-1	Bis(2-chloroethoxy)methane	120	U	120	26

FORM I
GC/MS SEMI VOA ORGANICS ANALYSIS DATA SHEET

Lab Name: TestAmerica Canton | Job No.: 240-28436-1

SDG No.:

Client Sample ID: DR-SB-202-02-04 | Lab Sample ID: 240-28436-1

Matrix: Solid | Lab File ID: 30911021.D

Analysis Method: 8270D | Date Collected: 08/27/2013 09:30

Extract. Method: 3540C | Date Extracted: 09/06/2013 09:50

Sample wt/vol: 29.63(g) | Date Analyzed: 09/11/2013 17:22

Con. Extract Vol.: 2(mL) | Dilution Factor: 1

Injection Volume: 1(uL) | Level: (low/med) Low

% Moisture: 14.8 | GPC Cleanup:(Y/N) N

Analysis Batch No.: 100975 | Units: ug/Kg

CAS NO.	COMPOUND NAME	RESULT	Q	RL	MDL
111-44-4	Bis(2-chloroethyl)ether	120	U	120	2.4
117-81-7	Bis(2-ethylhexyl) phthalate	25	J	83	23
85-68-7	Butyl benzyl phthalate	83	U	83	12
105-60-2	Caprolactam	390	U	390	44
86-74-8	Carbazole	59	U	59	32
218-01-9	Chrysene	7.9	U	7.9	1.3
84-74-2	Di-n-butyl phthalate	83	U	83	18
117-84-0	Di-n-octyl phthalate	83	U	83	9.4
53-70-3	Dibenzo(a,h)anthracene	7.9	U	7.9	0.78
132-64-9	Dibenzofuran	59	U	59	0.78
84-66-2	Diethyl phthalate	83	U	83	19
131-11-3	Dimethyl phthalate	83	U	83	20
206-44-0	Fluoranthene	5.4	J	7.9	0.65
86-73-7	Fluorene	7.9	U	7.9	0.63
118-74-1	Hexachlorobenzene	7.9	U	7.9	2.5
87-68-3	Hexachlorobutadiene	59	U	59	6.7
77-47-4	Hexachlorocyclopentadiene	390	U	390	9.6
67-72-1	Hexachloroethane	59	U	59	11
193-39-5	Indeno[1,2,3-cd]pyrene	7.9	U	7.9	0.42
78-59-1	Isophorone	59	U	59	15
621-64-7	N-Nitrosodi-n-propylamine	59	U	59	7.5
62-75-9	N-Nitrosodimethylamine	120	U	120	19
86-30-6	N-Nitrosodiphenylamine	59	U	59	25
91-20-3	Naphthalene	7.9	U	7.9	0.97
98-95-3	Nitrobenzene	120	U	120	2.6
87-86-5	Pentachlorophenol	180	U	180	11
85-01-8	Phenanthrene	7.9	U	7.9	0.87
108-95-2	Phenol	59	U	59	8.7
129-00-0	Pyrene	4.7	J	7.9	0.52
108-60-1	2,2'-oxybis[1-chloropropane]	120	U	120	11
606-20-2	2,6-Dinitrotoluene	240	U	240	25
100-02-7	4-Nitrophenol	390	U	390	20

FORM I
GC/MS SEMI VOA ORGANICS ANALYSIS DATA SHEET

Lab Name: TestAmerica Canton Job No.: 240-28436-1

SDG No.:

Client Sample ID: DR-SB-202-02-04 Lab Sample ID: 240-28436-1

Matrix: Solid Lab File ID: 30911021.D

Analysis Method: 8270D Date Collected: 08/27/2013 09:30

Extract. Method: 3540C Date Extracted: 09/06/2013 09:50

Sample wt/vol: 29.63(g) Date Analyzed: 09/11/2013 17:22

Con. Extract Vol.: 2(mL) Dilution Factor: 1

Injection Volume: 1(uL) Level: (low/med) Low

% Moisture: 14.8 GPC Cleanup:(Y/N) N

Analysis Batch No.: 100975 Units: ug/Kg

CAS NO.	SURROGATE	%REC	Q	LIMITS
1718-51-0	Terphenyl-d14 (Surr)	92		36-110
4165-62-2	Phenol-d5 (Surr)	62		26-110
4165-60-0	Nitrobenzene-d5 (Surr)	57		20-110
367-12-4	2-Fluorophenol (Surr)	63		24-110
321-60-8	2-Fluorobiphenyl (Surr)	60		24-110
118-79-6	2,4,6-Tribromophenol (Surr)	44		10-110

FORM I
GC/MS SEMI VOA ORGANICS ANALYSIS DATA SHEET

Lab Name: TestAmerica Canton | Job No.: 240-28436-1

SDG No.:

Client Sample ID: DR-SB-202-06-08 | Lab Sample ID: 240-28436-2

Matrix: Solid | Lab File ID: 30911012.D

Analysis Method: 8270D | Date Collected: 08/27/2013 09:35

Extract. Method: 3540C | Date Extracted: 09/06/2013 09:50

Sample wt/vol: 29.52(g) | Date Analyzed: 09/11/2013 13:35

Con. Extract Vol.: 2(mL) | Dilution Factor: 1

Injection Volume: 1(uL) | Level: (low/med) Low

% Moisture: 6.2 | GPC Cleanup:(Y/N) N

Analysis Batch No.: 100975 | Units: ug/Kg

CAS NO.	COMPOUND NAME	RESULT	Q	RL	MDL
92-52-4	1,1'-Biphenyl	54	U	54	3.8
88-06-2	2,4,6-Trichlorophenol	160	U	160	9.6
95-95-4	2,4,5-Trichlorophenol	160	U	160	27
120-83-2	2,4-Dichlorophenol	160	U	160	22
105-67-9	2,4-Dimethylphenol	160	U	160	22
51-28-5	2,4-Dinitrophenol	360	U	360	23
121-14-2	2,4-Dinitrotoluene	220	U	220	18
91-58-7	2-Chloronaphthalene	54	U	54	0.49
95-57-8	2-Chlorophenol	54	U	54	8.9
91-57-6	2-Methylnaphthalene	7.2	U	7.2	0.54
95-48-7	2-Methylphenol	220	U	220	12
88-74-4	2-Nitroaniline	220	U	220	9.9
88-75-5	2-Nitrophenol	54	U	54	9.0
15831-10-4	3 & 4 Methylphenol	430	U	430	22
91-94-1	3,3'-Dichlorobenzidine	110	U	110	20
99-09-2	3-Nitroaniline	220	U	220	17
534-52-1	4,6-Dinitro-2-methylphenol	160	U	160	10
101-55-3	4-Bromophenyl phenyl ether	54	U	54	14
59-50-7	4-Chloro-3-methylphenol	160	U	160	23
106-47-8	4-Chloroaniline	160	U	160	18
7005-72-3	4-Chlorophenyl phenyl ether	54	U	54	14
100-01-6	4-Nitroaniline	220	U	220	28
83-32-9	Acenaphthene	7.2	U	7.2	0.82
208-96-8	Acenaphthylene	7.2	U	7.2	0.38
98-86-2	Acetophenone	110	U	110	10
120-12-7	Anthracene	7.2	U	7.2	0.85
1912-24-9	Atrazine	220	U	220	9.9
100-52-7	Benzaldehyde	110	U *	110	13
56-55-3	Benzo[a]anthracene	19		7.2	0.68
50-32-8	Benzo[a]pyrene	20		7.2	0.69
205-99-2	Benzo[b]fluoranthene	32		7.2	0.64
191-24-2	Benzo[g,h,i]perylene	17		7.2	0.38
207-08-9	Benzo[k]fluoranthene	10		7.2	0.74
111-91-1	Bis(2-chloroethoxy)methane	110	U	110	24

FORM I
GC/MS SEMI VOA ORGANICS ANALYSIS DATA SHEET

Lab Name: TestAmerica Canton | Job No.: 240-28436-1

SDG No.:

Client Sample ID: DR-SB-202-06-08 | Lab Sample ID: 240-28436-2

Matrix: Solid | Lab File ID: 30911012.D

Analysis Method: 8270D | Date Collected: 08/27/2013 09:35

Extract. Method: 3540C | Date Extracted: 09/06/2013 09:50

Sample wt/vol: 29.52(g) | Date Analyzed: 09/11/2013 13:35

Con. Extract Vol.: 2(mL) | Dilution Factor: 1

Injection Volume: 1(uL) | Level: (low/med) Low

% Moisture: 6.2 | GPC Cleanup:(Y/N) N

Analysis Batch No.: 100975 | Units: ug/Kg

CAS NO.	COMPOUND NAME	RESULT	Q	RL	MDL
111-44-4	Bis(2-chloroethyl)ether	110	U	110	2.2
117-81-7	Bis(2-ethylhexyl) phthalate	47	J	76	21
85-68-7	Butyl benzyl phthalate	76	U	76	11
105-60-2	Caprolactam	360	U	360	40
86-74-8	Carbazole	54	U	54	29
218-01-9	Chrysene	30		7.2	1.2
84-74-2	Di-n-butyl phthalate	76	U	76	16
117-84-0	Di-n-octyl phthalate	76	U	76	8.6
53-70-3	Dibenzo(a,h)anthracene	7.2	U	7.2	0.72
132-64-9	Dibenzofuran	54	U	54	0.72
84-66-2	Diethyl phthalate	76	U	76	17
131-11-3	Dimethyl phthalate	76	U	76	18
206-44-0	Fluoranthene	65		7.2	0.60
86-73-7	Fluorene	7.2	U	7.2	0.57
118-74-1	Hexachlorobenzene	7.2	U	7.2	2.3
87-68-3	Hexachlorobutadiene	54	U	54	6.1
77-47-4	Hexachlorocyclopentadiene	360	U	360	8.8
67-72-1	Hexachloroethane	54	U	54	9.8
193-39-5	Indeno[1,2,3-cd]pyrene	14		7.2	0.38
78-59-1	Isophorone	54	U	54	14
621-64-7	N-Nitrosodi-n-propylamine	54	U	54	6.8
62-75-9	N-Nitrosodimethylamine	110	U	110	17
86-30-6	N-Nitrosodiphenylamine	54	U	54	23
91-20-3	Naphthalene	7.2	U	7.2	0.89
98-95-3	Nitrobenzene	110	U	110	2.4
87-86-5	Pentachlorophenol	160	U	160	9.9
85-01-8	Phenanthrene	22		7.2	0.79
108-95-2	Phenol	54	U	54	7.9
129-00-0	Pyrene	48		7.2	0.48
108-60-1	2,2'-oxybis[1-chloropropane]	110	U	110	10
606-20-2	2,6-Dinitrotoluene	220	U	220	23
100-02-7	4-Nitrophenol	360	U	360	18

FORM I

GC/MS SEMI VOA ORGANICS ANALYSIS DATA SHEET

Lab Name: TestAmerica Canton Job No.: 240-28436-1

SDG No.:

Client Sample ID: DR-SB-202-06-08 Lab Sample ID: 240-28436-2

Matrix: Solid Lab File ID: 30911012.D

Analysis Method: 8270D Date Collected: 08/27/2013 09:35

Extract. Method: 3540C Date Extracted: 09/06/2013 09:50

Sample wt/vol: 29.52(g) Date Analyzed: 09/11/2013 13:35

Con. Extract Vol.: 2(mL) Dilution Factor: 1

Injection Volume: 1(uL) Level: (low/med) Low

% Moisture: 6.2 GPC Cleanup:(Y/N) N

Analysis Batch No.: 100975 Units: ug/Kg

CAS NO.	SURROGATE	%REC	Q	LIMITS
1718-51-0	Terphenyl-d14 (Surr)	94		36-110
4165-62-2	Phenol-d5 (Surr)	66		26-110
4165-60-0	Nitrobenzene-d5 (Surr)	62		20-110
367-12-4	2-Fluorophenol (Surr)	71		24-110
321-60-8	2-Fluorobiphenyl (Surr)	63		24-110
118-79-6	2,4,6-Tribromophenol (Surr)	63		10-110

FORM I
GC/MS SEMI VOA ORGANICS ANALYSIS DATA SHEET

Lab Name: TestAmerica Canton | Job No.: 240-28436-1

SDG No.:

Client Sample ID: DR-SB-204-02-04 | Lab Sample ID: 240-28436-3

Matrix: Solid | Lab File ID: 30911022.D

Analysis Method: 8270D | Date Collected: 08/27/2013 10:25

Extract. Method: 3540C | Date Extracted: 09/06/2013 09:50

Sample wt/vol: 29.59(g) | Date Analyzed: 09/11/2013 17:48

Con. Extract Vol.: 2(mL) | Dilution Factor: 1

Injection Volume: 1(uL) | Level: (low/med) Low

% Moisture: 12.6 | GPC Cleanup:(Y/N) N

Analysis Batch No.: 100975 | Units: ug/Kg

CAS NO.	COMPOUND NAME	RESULT	Q	RL	MDL
92-52-4	1,1'-Biphenyl	58	U	58	4.1
88-06-2	2,4,6-Trichlorophenol	170	U	170	10
95-95-4	2,4,5-Trichlorophenol	170	U	170	29
120-83-2	2,4-Dichlorophenol	170	U	170	23
105-67-9	2,4-Dimethylphenol	170	U	170	23
51-28-5	2,4-Dinitrophenol	380	U	380	24
121-14-2	2,4-Dinitrotoluene	230	U	230	20
91-58-7	2-Chloronaphthalene	58	U	58	0.52
95-57-8	2-Chlorophenol	58	U	58	9.5
91-57-6	2-Methylnaphthalene	8.5		7.7	0.58
95-48-7	2-Methylphenol	230	U	230	13
88-74-4	2-Nitroaniline	230	U	230	11
88-75-5	2-Nitrophenol	58	U	58	9.6
15831-10-4	3 & 4 Methylphenol	460	U	460	23
91-94-1	3,3'-Dichlorobenzidine	120	U	120	21
99-09-2	3-Nitroaniline	230	U	230	19
534-52-1	4,6-Dinitro-2-methylphenol	170	U	170	11
101-55-3	4-Bromophenyl phenyl ether	58	U	58	15
59-50-7	4-Chloro-3-methylphenol	170	U	170	24
106-47-8	4-Chloroaniline	170	U	170	20
7005-72-3	4-Chlorophenyl phenyl ether	58	U	58	15
100-01-6	4-Nitroaniline	230	U	230	30
83-32-9	Acenaphthene	9.6		7.7	0.88
208-96-8	Acenaphthylene	33		7.7	0.41
98-86-2	Acetophenone	120	U	120	11
120-12-7	Anthracene	22		7.7	0.91
1912-24-9	Atrazine	230	U	230	11
100-52-7	Benzaldehyde	120	U *	120	14
56-55-3	Benzo[a]anthracene	93		7.7	0.73
50-32-8	Benzo[a]pyrene	120		7.7	0.74
205-99-2	Benzo[b]fluoranthene	150		7.7	0.68
191-24-2	Benzo[g,h,i]perylene	100		7.7	0.41
207-08-9	Benzo[k]fluoranthene	55		7.7	0.79
111-91-1	Bis(2-chloroethoxy)methane	120	U	120	26

FORM I
GC/MS SEMI VOA ORGANICS ANALYSIS DATA SHEET

Lab Name: TestAmerica Canton | Job No.: 240-28436-1

SDG No.:

Client Sample ID: DR-SB-204-02-04 | Lab Sample ID: 240-28436-3

Matrix: Solid | Lab File ID: 30911022.D

Analysis Method: 8270D | Date Collected: 08/27/2013 10:25

Extract. Method: 3540C | Date Extracted: 09/06/2013 09:50

Sample wt/vol: 29.59(g) | Date Analyzed: 09/11/2013 17:48

Con. Extract Vol.: 2(mL) | Dilution Factor: 1

Injection Volume: 1(uL) | Level: (low/med) Low

% Moisture: 12.6 | GPC Cleanup:(Y/N) N

Analysis Batch No.: 100975 | Units: ug/Kg

CAS NO.	COMPOUND NAME	RESULT	Q	RL	MDL
111-44-4	Bis(2-chloroethyl)ether	120	U	120	2.3
117-81-7	Bis(2-ethylhexyl) phthalate	81	U	81	22
85-68-7	Butyl benzyl phthalate	81	U	81	12
105-60-2	Caprolactam	380	U	380	43
86-74-8	Carbazole	58	U	58	31
218-01-9	Chrysene	110		7.7	1.3
84-74-2	Di-n-butyl phthalate	81	U	81	17
117-84-0	Di-n-octyl phthalate	81	U	81	9.2
53-70-3	Dibenzo(a,h)anthracene	29		7.7	0.77
132-64-9	Dibenzofuran	10	J	58	0.77
84-66-2	Diethyl phthalate	81	U	81	19
131-11-3	Dimethyl phthalate	81	U	81	20
206-44-0	Fluoranthene	120		7.7	0.64
86-73-7	Fluorene	13		7.7	0.61
118-74-1	Hexachlorobenzene	7.7	U	7.7	2.4
87-68-3	Hexachlorobutadiene	58	U	58	6.5
77-47-4	Hexachlorocyclopentadiene	380	U	380	9.4
67-72-1	Hexachloroethane	58	U	58	10
193-39-5	Indeno[1,2,3-cd]pyrene	84		7.7	0.41
78-59-1	Isophorone	58	U	58	15
621-64-7	N-Nitrosodi-n-propylamine	58	U	58	7.3
62-75-9	N-Nitrosodimethylamine	120	U	120	19
86-30-6	N-Nitrosodiphenylamine	58	U	58	24
91-20-3	Naphthalene	11		7.7	0.95
98-95-3	Nitrobenzene	120	U	120	2.6
87-86-5	Pentachlorophenol	170	U	170	11
85-01-8	Phenanthrene	66		7.7	0.85
108-95-2	Phenol	58	U	58	8.5
129-00-0	Pyrene	110		7.7	0.51
108-60-1	2,2'-oxybis[1-chloropropane]	120	U	120	11
606-20-2	2,6-Dinitrotoluene	230	U	230	24
100-02-7	4-Nitrophenol	380	U	380	20

FORM I
GC/MS SEMI VOA ORGANICS ANALYSIS DATA SHEET

Lab Name: TestAmerica Canton | Job No.: 240-28436-1

SDG No.:

Client Sample ID: DR-SB-204-02-04 | Lab Sample ID: 240-28436-3

Matrix: Solid | Lab File ID: 30911022.D

Analysis Method: 8270D | Date Collected: 08/27/2013 10:25

Extract. Method: 3540C | Date Extracted: 09/06/2013 09:50

Sample wt/vol: 29.59(g) | Date Analyzed: 09/11/2013 17:48

Con. Extract Vol.: 2(mL) | Dilution Factor: 1

Injection Volume: 1(uL) | Level: (low/med) Low

% Moisture: 12.6 | GPC Cleanup:(Y/N) N

Analysis Batch No.: 100975 | Units: ug/Kg

CAS NO.	SURROGATE	%REC	Q	LIMITS
1718-51-0	Terphenyl-d14 (Surr)	77		36-110
4165-62-2	Phenol-d5 (Surr)	56		26-110
4165-60-0	Nitrobenzene-d5 (Surr)	51		20-110
367-12-4	2-Fluorophenol (Surr)	57		24-110
321-60-8	2-Fluorobiphenyl (Surr)	56		24-110
118-79-6	2,4,6-Tribromophenol (Surr)	55		10-110

FORM I
GC/MS SEMI VOA ORGANICS ANALYSIS DATA SHEET

Lab Name: TestAmerica Canton | Job No.: 240-28436-1

SDG No.:

Client Sample ID: DR-SB-204-08-10 | Lab Sample ID: 240-28436-4

Matrix: Solid | Lab File ID: 30911016.D

Analysis Method: 8270D | Date Collected: 08/27/2013 10:30

Extract. Method: 3540C | Date Extracted: 09/06/2013 09:50

Sample wt/vol: 29.90(g) | Date Analyzed: 09/11/2013 15:16

Con. Extract Vol.: 2(mL) | Dilution Factor: 1

Injection Volume: 1(uL) | Level: (low/med) Low

% Moisture: 15.5 | GPC Cleanup:(Y/N) N

Analysis Batch No.: 100975 | Units: ug/Kg

CAS NO.	COMPOUND NAME	RESULT	Q	RL	MDL
92-52-4	1,1'-Biphenyl	59	U	59	4.2
88-06-2	2,4,6-Trichlorophenol	180	U	180	11
95-95-4	2,4,5-Trichlorophenol	180	U	180	30
120-83-2	2,4-Dichlorophenol	180	U	180	24
105-67-9	2,4-Dimethylphenol	180	U	180	24
51-28-5	2,4-Dinitrophenol	390	U	390	25
121-14-2	2,4-Dinitrotoluene	240	U	240	20
91-58-7	2-Chloronaphthalene	59	U	59	0.53
95-57-8	2-Chlorophenol	59	U	59	9.7
91-57-6	2-Methylnaphthalene	7.9	U	7.9	0.59
95-48-7	2-Methylphenol	240	U	240	13
88-74-4	2-Nitroaniline	240	U	240	11
88-75-5	2-Nitrophenol	59	U	59	9.9
15831-10-4	3 & 4 Methylphenol	470	U	470	24
91-94-1	3,3'-Dichlorobenzidine	120	U	120	21
99-09-2	3-Nitroaniline	240	U	240	19
534-52-1	4,6-Dinitro-2-methylphenol	180	U	180	11
101-55-3	4-Bromophenyl phenyl ether	59	U	59	15
59-50-7	4-Chloro-3-methylphenol	180	U	180	25
106-47-8	4-Chloroaniline	180	U	180	20
7005-72-3	4-Chlorophenyl phenyl ether	59	U	59	15
100-01-6	4-Nitroaniline	240	U	240	31
83-32-9	Acenaphthene	7.9	U	7.9	0.90
208-96-8	Acenaphthylene	7.9	U	7.9	0.42
98-86-2	Acetophenone	120	U	120	11
120-12-7	Anthracene	7.9	U	7.9	0.93
1912-24-9	Atrazine	240	U	240	11
100-52-7	Benzaldehyde	120	U *	120	14
56-55-3	Benzo[a]anthracene	7.9	U	7.9	0.75
50-32-8	Benzo[a]pyrene	7.9	U	7.9	0.76
205-99-2	Benzo[b]fluoranthene	5.3	J	7.9	0.70
191-24-2	Benzo[g,h,i]perylene	7.9	U	7.9	0.42
207-08-9	Benzo[k]fluoranthene	7.9	U	7.9	0.81
111-91-1	Bis(2-chloroethoxy)methane	120	U	120	26

FORM I
GC/MS SEMI VOA ORGANICS ANALYSIS DATA SHEET

Lab Name: TestAmerica Canton | Job No.: 240-28436-1

SDG No.:

Client Sample ID: DR-SB-204-08-10 | Lab Sample ID: 240-28436-4

Matrix: Solid | Lab File ID: 30911016.D

Analysis Method: 8270D | Date Collected: 08/27/2013 10:30

Extract. Method: 3540C | Date Extracted: 09/06/2013 09:50

Sample wt/vol: 29.90(g) | Date Analyzed: 09/11/2013 15:16

Con. Extract Vol.: 2(mL) | Dilution Factor: 1

Injection Volume: 1(uL) | Level: (low/med) Low

% Moisture: 15.5 | GPC Cleanup:(Y/N) N

Analysis Batch No.: 100975 | Units: ug/Kg

CAS NO.	COMPOUND NAME	RESULT	Q	RL	MDL
111-44-4	Bis(2-chloroethyl)ether	120	U	120	2.4
117-81-7	Bis(2-ethylhexyl) phthalate	83	U	83	23
85-68-7	Butyl benzyl phthalate	83	U	83	12
105-60-2	Caprolactam	390	U	390	44
86-74-8	Carbazole	59	U	59	32
218-01-9	Chrysene	7.9	U	7.9	1.3
84-74-2	Di-n-butyl phthalate	83	U	83	18
117-84-0	Di-n-octyl phthalate	83	U	83	9.4
53-70-3	Dibenzo(a,h)anthracene	7.9	U	7.9	0.78
132-64-9	Dibenzofuran	59	U	59	0.78
84-66-2	Diethyl phthalate	83	U	83	19
131-11-3	Dimethyl phthalate	83	U	83	20
206-44-0	Fluoranthene	7.7	J	7.9	0.65
86-73-7	Fluorene	7.9	U	7.9	0.63
118-74-1	Hexachlorobenzene	7.9	U	7.9	2.5
87-68-3	Hexachlorobutadiene	59	U	59	6.6
77-47-4	Hexachlorocyclopentadiene	390	U	390	9.6
67-72-1	Hexachloroethane	59	U	59	11
193-39-5	Indeno[1,2,3-cd]pyrene	7.9	U	7.9	0.42
78-59-1	Isophorone	59	U	59	15
621-64-7	N-Nitrosodi-n-propylamine	59	U	59	7.5
62-75-9	N-Nitrosodimethylamine	120	U	120	19
86-30-6	N-Nitrosodiphenylamine	59	U	59	25
91-20-3	Naphthalene	7.9	U	7.9	0.97
98-95-3	Nitrobenzene	120	U	120	2.6
87-86-5	Pentachlorophenol	180	U	180	11
85-01-8	Phenanthrene	5.0	J	7.9	0.87
108-95-2	Phenol	59	U	59	8.7
129-00-0	Pyrene	6.9	J	7.9	0.52
108-60-1	2,2'-oxybis[1-chloropropane]	120	U	120	11
606-20-2	2,6-Dinitrotoluene	240	U	240	25
100-02-7	4-Nitrophenol	390	U	390	20

FORM I

GC/MS SEMI VOA ORGANICS ANALYSIS DATA SHEET

Lab Name: TestAmerica Canton Job No.: 240-28436-1

SDG No.:

Client Sample ID: DR-SB-204-08-10 Lab Sample ID: 240-28436-4

Matrix: Solid Lab File ID: 30911016.D

Analysis Method: 8270D Date Collected: 08/27/2013 10:30

Extract. Method: 3540C Date Extracted: 09/06/2013 09:50

Sample wt/vol: 29.90(g) Date Analyzed: 09/11/2013 15:16

Con. Extract Vol.: 2(mL) Dilution Factor: 1

Injection Volume: 1(uL) Level: (low/med) Low

% Moisture: 15.5 GPC Cleanup:(Y/N) N

Analysis Batch No.: 100975 Units: ug/Kg

CAS NO.	SURROGATE	%REC	Q	LIMITS
1718-51-0	Terphenyl-d14 (Surr)	90		36-110
4165-62-2	Phenol-d5 (Surr)	67		26-110
4165-60-0	Nitrobenzene-d5 (Surr)	62		20-110
367-12-4	2-Fluorophenol (Surr)	70		24-110
321-60-8	2-Fluorobiphenyl (Surr)	65		24-110
118-79-6	2,4,6-Tribromophenol (Surr)	75		10-110

FORM I
GC/MS SEMI VOA ORGANICS ANALYSIS DATA SHEET

Lab Name: TestAmerica Canton | Job No.: 240-28436-1

SDG No.:

Client Sample ID: DR-SB-205-06-08 | Lab Sample ID: 240-28436-5

Matrix: Solid | Lab File ID: 30911026.D

Analysis Method: 8270D | Date Collected: 08/27/2013 09:50

Extract. Method: 3540C | Date Extracted: 09/06/2013 09:50

Sample wt/vol: 30.11(g) | Date Analyzed: 09/11/2013 19:29

Con. Extract Vol.: 2(mL) | Dilution Factor: 1

Injection Volume: 1(uL) | Level: (low/med) Low

% Moisture: 12.6 | GPC Cleanup:(Y/N) N

Analysis Batch No.: 100975 | Units: ug/Kg

CAS NO.	COMPOUND NAME	RESULT	Q	RL	MDL
92-52-4	1,1'-Biphenyl	57	U	57	4.0
88-06-2	2,4,6-Trichlorophenol	170	U	170	10
95-95-4	2,4,5-Trichlorophenol	170	U	170	29
120-83-2	2,4-Dichlorophenol	170	U	170	23
105-67-9	2,4-Dimethylphenol	170	U	170	23
51-28-5	2,4-Dinitrophenol	380	U	380	24
121-14-2	2,4-Dinitrotoluene	230	U	230	19
91-58-7	2-Chloronaphthalene	57	U	57	0.51
95-57-8	2-Chlorophenol	57	U	57	9.3
91-57-6	2-Methylnaphthalene	16		7.6	0.57
95-48-7	2-Methylphenol	230	U	230	13
88-74-4	2-Nitroaniline	230	U	230	10
88-75-5	2-Nitrophenol	57	U	57	9.5
15831-10-4	3 & 4 Methylphenol	460	U	460	23
91-94-1	3,3'-Dichlorobenzidine	110	U	110	21
99-09-2	3-Nitroaniline	230	U	230	18
534-52-1	4,6-Dinitro-2-methylphenol	170	U	170	10
101-55-3	4-Bromophenyl phenyl ether	57	U	57	15
59-50-7	4-Chloro-3-methylphenol	170	U	170	24
106-47-8	4-Chloroaniline	170	U	170	19
7005-72-3	4-Chlorophenyl phenyl ether	57	U	57	15
100-01-6	4-Nitroaniline	230	U	230	30
83-32-9	Acenaphthene	37		7.6	0.87
208-96-8	Acenaphthylene	19		7.6	0.40
98-86-2	Acetophenone	110	U	110	10
120-12-7	Anthracene	43		7.6	0.89
1912-24-9	Atrazine	230	U	230	10
100-52-7	Benzaldehyde	110	U *	110	14
56-55-3	Benzo[a]anthracene	120		7.6	0.72
50-32-8	Benzo[a]pyrene	130		7.6	0.73
205-99-2	Benzo[b]fluoranthene	150		7.6	0.67
191-24-2	Benzo[g,h,i]perylene	85		7.6	0.40
207-08-9	Benzo[k]fluoranthene	52		7.6	0.78
111-91-1	Bis(2-chloroethoxy)methane	110	U	110	25

FORM I
GC/MS SEMI VOA ORGANICS ANALYSIS DATA SHEET

Lab Name: TestAmerica Canton | Job No.: 240-28436-1

SDG No.:

Client Sample ID: DR-SB-205-06-08 | Lab Sample ID: 240-28436-5

Matrix: Solid | Lab File ID: 30911026.D

Analysis Method: 8270D | Date Collected: 08/27/2013 09:50

Extract. Method: 3540C | Date Extracted: 09/06/2013 09:50

Sample wt/vol: 30.11(g) | Date Analyzed: 09/11/2013 19:29

Con. Extract Vol.: 2(mL) | Dilution Factor: 1

Injection Volume: 1(uL) | Level: (low/med) Low

% Moisture: 12.6 | GPC Cleanup:(Y/N) N

Analysis Batch No.: 100975 | Units: ug/Kg

CAS NO.	COMPOUND NAME	RESULT	Q	RL	MDL
111-44-4	Bis(2-chloroethyl)ether	110	U	110	2.3
117-81-7	Bis(2-ethylhexyl) phthalate	80	U	80	22
85-68-7	Butyl benzyl phthalate	80	U	80	11
105-60-2	Caprolactam	380	U	380	42
86-74-8	Carbazole	57	U	57	31
218-01-9	Chrysene	140		7.6	1.3
84-74-2	Di-n-butyl phthalate	80	U	80	17
117-84-0	Di-n-octyl phthalate	80	U	80	9.0
53-70-3	Dibenzo(a,h)anthracene	26		7.6	0.75
132-64-9	Dibenzofuran	14	J	57	0.75
84-66-2	Diethyl phthalate	80	U	80	18
131-11-3	Dimethyl phthalate	80	U	80	19
206-44-0	Fluoranthene	230		7.6	0.63
86-73-7	Fluorene	31		7.6	0.60
118-74-1	Hexachlorobenzene	7.6	U	7.6	2.4
87-68-3	Hexachlorobutadiene	57	U	57	6.4
77-47-4	Hexachlorocyclopentadiene	380	U	380	9.2
67-72-1	Hexachloroethane	57	U	57	10
193-39-5	Indeno[1,2,3-cd]pyrene	66		7.6	0.40
78-59-1	Isophorone	57	U	57	15
621-64-7	N-Nitrosodi-n-propylamine	57	U	57	7.2
62-75-9	N-Nitrosodimethylamine	110	U	110	18
86-30-6	N-Nitrosodiphenylamine	57	U	57	24
91-20-3	Naphthalene	21		7.6	0.93
98-95-3	Nitrobenzene	110	U	110	2.5
87-86-5	Pentachlorophenol	170	U	170	10
85-01-8	Phenanthrene	170		7.6	0.83
108-95-2	Phenol	57	U	57	8.3
129-00-0	Pyrene	220		7.6	0.50
108-60-1	2,2'-oxybis[1-chloropropane]	110	U	110	11
606-20-2	2,6-Dinitrotoluene	230	U	230	24
100-02-7	4-Nitrophenol	380	U	380	19

FORM I

GC/MS SEMI VOA ORGANICS ANALYSIS DATA SHEET

Lab Name: TestAmerica Canton Job No.: 240-28436-1

SDG No.:

Client Sample ID: DR-SB-205-06-08 Lab Sample ID: 240-28436-5

Matrix: Solid Lab File ID: 30911026.D

Analysis Method: 8270D Date Collected: 08/27/2013 09:50

Extract. Method: 3540C Date Extracted: 09/06/2013 09:50

Sample wt/vol: 30.11(g) Date Analyzed: 09/11/2013 19:29

Con. Extract Vol.: 2(mL) Dilution Factor: 1

Injection Volume: 1(uL) Level: (low/med) Low

% Moisture: 12.6 GPC Cleanup:(Y/N) N

Analysis Batch No.: 100975 Units: ug/Kg

CAS NO.	SURROGATE	%REC	Q	LIMITS
1718-51-0	Terphenyl-d14 (Surr)	89		36-110
4165-62-2	Phenol-d5 (Surr)	74		26-110
4165-60-0	Nitrobenzene-d5 (Surr)	67		20-110
367-12-4	2-Fluorophenol (Surr)	74		24-110
321-60-8	2-Fluorobiphenyl (Surr)	71		24-110
118-79-6	2,4,6-Tribromophenol (Surr)	76		10-110

FORM I

GC/MS SEMI VOA ORGANICS ANALYSIS DATA SHEET

Lab Name: TestAmerica Canton | Job No.: 240-28436-1

SDG No.:

Client Sample ID: DR-SB-205-10-12 | Lab Sample ID: 240-28436-6

Matrix: Solid | Lab File ID: 30911011.D

Analysis Method: 8270D | Date Collected: 08/27/2013 10:05

Extract. Method: 3540C | Date Extracted: 09/06/2013 09:50

Sample wt/vol: 29.57(g) | Date Analyzed: 09/11/2013 13:10

Con. Extract Vol.: 2(mL) | Dilution Factor: 1

Injection Volume: 1(uL) | Level: (low/med) Low

% Moisture: 17.8 | GPC Cleanup:(Y/N) N

Analysis Batch No.: 100975 | Units: ug/Kg

CAS NO.	COMPOUND NAME	RESULT	Q	RL	MDL
92-52-4	1,1'-Biphenyl	62	U	62	4.3
88-06-2	2,4,6-Trichlorophenol	190	U	190	11
95-95-4	2,4,5-Trichlorophenol	190	U	190	31
120-83-2	2,4-Dichlorophenol	190	U	190	25
105-67-9	2,4-Dimethylphenol	190	U	190	25
51-28-5	2,4-Dinitrophenol	410	U	410	26
121-14-2	2,4-Dinitrotoluene	250	U	250	21
91-58-7	2-Chloronaphthalene	62	U	62	0.56
95-57-8	2-Chlorophenol	62	U	62	10
91-57-6	2-Methylnaphthalene	8.2	U	8.2	0.62
95-48-7	2-Methylphenol	250	U	250	14
88-74-4	2-Nitroaniline	250	U	250	11
88-75-5	2-Nitrophenol	62	U	62	10
15831-10-4	3 & 4 Methylphenol	490	U	490	25
91-94-1	3,3'-Dichlorobenzidine	120	U	120	22
99-09-2	3-Nitroaniline	250	U	250	20
534-52-1	4,6-Dinitro-2-methylphenol	190	U	190	11
101-55-3	4-Bromophenyl phenyl ether	62	U	62	16
59-50-7	4-Chloro-3-methylphenol	190	U	190	26
106-47-8	4-Chloroaniline	190	U	190	21
7005-72-3	4-Chlorophenyl phenyl ether	62	U	62	16
100-01-6	4-Nitroaniline	250	U	250	32
83-32-9	Acenaphthene	8.2	U	8.2	0.94
208-96-8	Acenaphthylene	8.2	U	8.2	0.43
98-86-2	Acetophenone	120	U	120	11
120-12-7	Anthracene	8.2	U	8.2	0.96
1912-24-9	Atrazine	250	U	250	11
100-52-7	Benzaldehyde	120	U *	120	15
56-55-3	Benzo[a]anthracene	8.2	U	8.2	0.78
50-32-8	Benzo[a]pyrene	8.2	U	8.2	0.79
205-99-2	Benzo[b]fluoranthene	8.2	U	8.2	0.73
191-24-2	Benzo[g,h,i]perylene	8.2	U	8.2	0.43
207-08-9	Benzo[k]fluoranthene	8.2	U	8.2	0.84
111-91-1	Bis(2-chloroethoxy)methane	120	U	120	27

FORM I

GC/MS SEMI VOA ORGANICS ANALYSIS DATA SHEET

Lab Name: TestAmerica Canton | Job No.: 240-28436-1

SDG No.:

Client Sample ID: DR-SB-205-10-12 | Lab Sample ID: 240-28436-6

Matrix: Solid | Lab File ID: 30911011.D

Analysis Method: 8270D | Date Collected: 08/27/2013 10:05

Extract. Method: 3540C | Date Extracted: 09/06/2013 09:50

Sample wt/vol: 29.57(g) | Date Analyzed: 09/11/2013 13:10

Con. Extract Vol.: 2(mL) | Dilution Factor: 1

Injection Volume: 1(uL) | Level: (low/med) Low

% Moisture: 17.8 | GPC Cleanup:(Y/N) N

Analysis Batch No.: 100975 | Units: ug/Kg

CAS NO.	COMPOUND NAME	RESULT	Q	RL	MDL
111-44-4	Bis(2-chloroethyl)ether	120	U	120	2.5
117-81-7	Bis(2-ethylhexyl) phthalate	61	J	86	23
85-68-7	Butyl benzyl phthalate	86	U	86	12
105-60-2	Caprolactam	410	U	410	46
86-74-8	Carbazole	62	U	62	33
218-01-9	Chrysene	8.2	U	8.2	1.4
84-74-2	Di-n-butyl phthalate	86	U	86	19
117-84-0	Di-n-octyl phthalate	86	U	86	9.8
53-70-3	Dibenzo(a,h)anthracene	8.2	U	8.2	0.82
132-64-9	Dibenzofuran	62	U	62	0.82
84-66-2	Diethyl phthalate	86	U	86	20
131-11-3	Dimethyl phthalate	86	U	86	21
206-44-0	Fluoranthene	8.2	U	8.2	0.68
86-73-7	Fluorene	8.2	U	8.2	0.65
118-74-1	Hexachlorobenzene	8.2	U	8.2	2.6
87-68-3	Hexachlorobutadiene	62	U	62	6.9
77-47-4	Hexachlorocyclopentadiene	410	U	410	10
67-72-1	Hexachloroethane	62	U	62	11
193-39-5	Indeno[1,2,3-cd]pyrene	8.2	U	8.2	0.43
78-59-1	Isophorone	62	U	62	16
621-64-7	N-Nitrosodi-n-propylamine	62	U	62	7.8
62-75-9	N-Nitrosodimethylamine	120	U	120	20
86-30-6	N-Nitrosodiphenylamine	62	U	62	26
91-20-3	Naphthalene	8.2	U	8.2	1.0
98-95-3	Nitrobenzene	120	U	120	2.7
87-86-5	Pentachlorophenol	190	U	190	11
85-01-8	Phenanthrene	8.2	U	8.2	0.90
108-95-2	Phenol	62	U	62	9.0
129-00-0	Pyrene	8.2	U	8.2	0.54
108-60-1	2,2'-oxybis[1-chloropropane]	120	U	120	12
606-20-2	2,6-Dinitrotoluene	250	U	250	26
100-02-7	4-Nitrophenol	410	U	410	21

FORM I

GC/MS SEMI VOA ORGANICS ANALYSIS DATA SHEET

Lab Name: TestAmerica Canton | Job No.: 240-28436-1

SDG No.:

Client Sample ID: DR-SB-205-10-12 | Lab Sample ID: 240-28436-6

Matrix: Solid | Lab File ID: 30911011.D

Analysis Method: 8270D | Date Collected: 08/27/2013 10:05

Extract. Method: 3540C | Date Extracted: 09/06/2013 09:50

Sample wt/vol: 29.57(g) | Date Analyzed: 09/11/2013 13:10

Con. Extract Vol.: 2(mL) | Dilution Factor: 1

Injection Volume: 1(uL) | Level: (low/med) Low

% Moisture: 17.8 | GPC Cleanup:(Y/N) N

Analysis Batch No.: 100975 | Units: ug/Kg

CAS NO.	SURROGATE	%REC	Q	LIMITS
1718-51-0	Terphenyl-d14 (Surr)	98		36-110
4165-62-2	Phenol-d5 (Surr)	69		26-110
4165-60-0	Nitrobenzene-d5 (Surr)	68		20-110
367-12-4	2-Fluorophenol (Surr)	73		24-110
321-60-8	2-Fluorobiphenyl (Surr)	71		24-110
118-79-6	2,4,6-Tribromophenol (Surr)	83		10-110

FORM I
GC/MS SEMI VOA ORGANICS ANALYSIS DATA SHEET

Lab Name: TestAmerica Canton | Job No.: 240-28436-1

SDG No.:

Client Sample ID: DR-SB-206-04-06 | Lab Sample ID: 240-28436-7

Matrix: Solid | Lab File ID: 30911015.D

Analysis Method: 8270D | Date Collected: 08/27/2013 11:05

Extract. Method: 3540C | Date Extracted: 09/06/2013 09:50

Sample wt/vol: 30.13(g) | Date Analyzed: 09/11/2013 14:51

Con. Extract Vol.: 2(mL) | Dilution Factor: 1

Injection Volume: 1(uL) | Level: (low/med) Low

% Moisture: 15.4 | GPC Cleanup:(Y/N) N

Analysis Batch No.: 100975 | Units: ug/Kg

CAS NO.	COMPOUND NAME	RESULT	Q	RL	MDL
92-52-4	1,1'-Biphenyl	59	U	59	4.1
88-06-2	2,4,6-Trichlorophenol	180	U	180	10
95-95-4	2,4,5-Trichlorophenol	180	U	180	29
120-83-2	2,4-Dichlorophenol	180	U	180	24
105-67-9	2,4-Dimethylphenol	180	U	180	24
51-28-5	2,4-Dinitrophenol	390	U	390	25
121-14-2	2,4-Dinitrotoluene	240	U	240	20
91-58-7	2-Chloronaphthalene	59	U	59	0.53
95-57-8	2-Chlorophenol	59	U	59	9.7
91-57-6	2-Methylnaphthalene	7.8	U	7.8	0.59
95-48-7	2-Methylphenol	240	U	240	13
88-74-4	2-Nitroaniline	240	U	240	11
88-75-5	2-Nitrophenol	59	U	59	9.8
15831-10-4	3 & 4 Methylphenol	470	U	470	24
91-94-1	3,3'-Dichlorobenzidine	120	U	120	21
99-09-2	3-Nitroaniline	240	U	240	19
534-52-1	4,6-Dinitro-2-methylphenol	180	U	180	11
101-55-3	4-Bromophenyl phenyl ether	59	U	59	15
59-50-7	4-Chloro-3-methylphenol	180	U	180	25
106-47-8	4-Chloroaniline	180	U	180	20
7005-72-3	4-Chlorophenyl phenyl ether	59	U	59	15
100-01-6	4-Nitroaniline	240	U	240	31
83-32-9	Acenaphthene	7.8	U	7.8	0.89
208-96-8	Acenaphthylene	7.8	U	7.8	0.41
98-86-2	Acetophenone	120	U	120	11
120-12-7	Anthracene	7.8	U	7.8	0.92
1912-24-9	Atrazine	240	U	240	11
100-52-7	Benzaldehyde	120	U *	120	14
56-55-3	Benzo[a]anthracene	18		7.8	0.74
50-32-8	Benzo[a]pyrene	16		7.8	0.75
205-99-2	Benzo[b]fluoranthene	21		7.8	0.69
191-24-2	Benzo[g,h,i]perylene	11		7.8	0.41
207-08-9	Benzo[k]fluoranthene	6.9	J	7.8	0.80
111-91-1	Bis(2-chloroethoxy)methane	120	U	120	26

FORM I

GC/MS SEMI VOA ORGANICS ANALYSIS DATA SHEET

Lab Name: TestAmerica Canton | Job No.: 240-28436-1

SDG No.:

Client Sample ID: DR-SB-206-04-06 | Lab Sample ID: 240-28436-7

Matrix: Solid | Lab File ID: 30911015.D

Analysis Method: 8270D | Date Collected: 08/27/2013 11:05

Extract. Method: 3540C | Date Extracted: 09/06/2013 09:50

Sample wt/vol: 30.13(g) | Date Analyzed: 09/11/2013 14:51

Con. Extract Vol.: 2(mL) | Dilution Factor: 1

Injection Volume: 1(uL) | Level: (low/med) Low

% Moisture: 15.4 | GPC Cleanup:(Y/N) N

Analysis Batch No.: 100975 | Units: ug/Kg

CAS NO.	COMPOUND NAME	RESULT	Q	RL	MDL
111-44-4	Bis(2-chloroethyl)ether	120	U	120	2.4
117-81-7	Bis(2-ethylhexyl) phthalate	82	U	82	22
85-68-7	Butyl benzyl phthalate	82	U	82	12
105-60-2	Caprolactam	390	U	390	44
86-74-8	Carbazole	59	U	59	32
218-01-9	Chrysene	19		7.8	1.3
84-74-2	Di-n-butyl phthalate	82	U	82	18
117-84-0	Di-n-octyl phthalate	82	U	82	9.3
53-70-3	Dibenzo(a,h)anthracene	7.8	U	7.8	0.78
132-64-9	Dibenzofuran	59	U	59	0.78
84-66-2	Diethyl phthalate	82	U	82	19
131-11-3	Dimethyl phthalate	82	U	82	20
206-44-0	Fluoranthene	33		7.8	0.65
86-73-7	Fluorene	7.8	U	7.8	0.62
118-74-1	Hexachlorobenzene	7.8	U	7.8	2.5
87-68-3	Hexachlorobutadiene	59	U	59	6.6
77-47-4	Hexachlorocyclopentadiene	390	U	390	9.5
67-72-1	Hexachloroethane	59	U	59	11
193-39-5	Indeno[1,2,3-cd]pyrene	10		7.8	0.41
78-59-1	Isophorone	59	U	59	15
621-64-7	N-Nitrosodi-n-propylamine	59	U	59	7.4
62-75-9	N-Nitrosodimethylamine	120	U	120	19
86-30-6	N-Nitrosodiphenylamine	59	U	59	25
91-20-3	Naphthalene	7.8	U	7.8	0.97
98-95-3	Nitrobenzene	120	U	120	2.6
87-86-5	Pentachlorophenol	180	U	180	11
85-01-8	Phenanthrene	15		7.8	0.86
108-95-2	Phenol	59	U	59	8.6
129-00-0	Pyrene	33		7.8	0.52
108-60-1	2,2'-oxybis[1-chloropropane]	120	U	120	11
606-20-2	2,6-Dinitrotoluene	240	U	240	25
100-02-7	4-Nitrophenol	390	U	390	20

FORM I
GC/MS SEMI VOA ORGANICS ANALYSIS DATA SHEET

Lab Name: TestAmerica Canton | Job No.: 240-28436-1

SDG No.:

Client Sample ID: DR-SB-206-04-06 | Lab Sample ID: 240-28436-7

Matrix: Solid | Lab File ID: 30911015.D

Analysis Method: 8270D | Date Collected: 08/27/2013 11:05

Extract. Method: 3540C | Date Extracted: 09/06/2013 09:50

Sample wt/vol: 30.13(g) | Date Analyzed: 09/11/2013 14:51

Con. Extract Vol.: 2(mL) | Dilution Factor: 1

Injection Volume: 1(uL) | Level: (low/med) Low

% Moisture: 15.4 | GPC Cleanup:(Y/N) N

Analysis Batch No.: 100975 | Units: ug/Kg

CAS NO.	SURROGATE	%REC	Q	LIMITS
1718-51-0	Terphenyl-d14 (Surr)	82		36-110
4165-62-2	Phenol-d5 (Surr)	60		26-110
4165-60-0	Nitrobenzene-d5 (Surr)	58		20-110
367-12-4	2-Fluorophenol (Surr)	64		24-110
321-60-8	2-Fluorobiphenyl (Surr)	60		24-110
118-79-6	2,4,6-Tribromophenol (Surr)	59		10-110

FORM I
GC/MS SEMI VOA ORGANICS ANALYSIS DATA SHEET

Lab Name: TestAmerica Canton | Job No.: 240-28436-1

SDG No.:

Client Sample ID: DR-SB-206-08-10 | Lab Sample ID: 240-28436-8

Matrix: Solid | Lab File ID: 30911028.D

Analysis Method: 8270D | Date Collected: 08/27/2013 11:10

Extract. Method: 3540C | Date Extracted: 09/06/2013 09:50

Sample wt/vol: 30.28(g) | Date Analyzed: 09/11/2013 20:19

Con. Extract Vol.: 2(mL) | Dilution Factor: 2

Injection Volume: 1(uL) | Level: (low/med) Low

% Moisture: 12.5 | GPC Cleanup:(Y/N) N

Analysis Batch No.: 100975 | Units: ug/Kg

CAS NO.	COMPOUND NAME	RESULT	Q	RL	MDL
92-52-4	1,1'-Biphenyl	27	J	110	7.9
88-06-2	2,4,6-Trichlorophenol	340	U	340	20
95-95-4	2,4,5-Trichlorophenol	340	U	340	57
120-83-2	2,4-Dichlorophenol	340	U	340	45
105-67-9	2,4-Dimethylphenol	340	U	340	45
51-28-5	2,4-Dinitrophenol	750	U	750	48
121-14-2	2,4-Dinitrotoluene	450	U	450	39
91-58-7	2-Chloronaphthalene	110	U	110	1.0
95-57-8	2-Chlorophenol	110	U	110	19
91-57-6	2-Methylnaphthalene	93		15	1.1
95-48-7	2-Methylphenol	450	U	450	25
88-74-4	2-Nitroaniline	450	U	450	21
88-75-5	2-Nitrophenol	110	U	110	19
15831-10-4	3 & 4 Methylphenol	910	U	910	45
91-94-1	3,3'-Dichlorobenzidine	230	U	230	41
99-09-2	3-Nitroaniline	450	U	450	36
534-52-1	4,6-Dinitro-2-methylphenol	340	U	340	21
101-55-3	4-Bromophenyl phenyl ether	110	U	110	29
59-50-7	4-Chloro-3-methylphenol	340	U	340	48
106-47-8	4-Chloroaniline	340	U	340	39
7005-72-3	4-Chlorophenyl phenyl ether	110	U	110	29
100-01-6	4-Nitroaniline	450	U	450	59
83-32-9	Acenaphthene	260		15	1.7
208-96-8	Acenaphthylene	50		15	0.79
98-86-2	Acetophenone	230	U	230	21
120-12-7	Anthracene	520		15	1.8
1912-24-9	Atrazine	450	U	450	21
100-52-7	Benzaldehyde	230	U *	230	27
56-55-3	Benzo[a]anthracene	500		15	1.4
50-32-8	Benzo[a]pyrene	420		15	1.4
205-99-2	Benzo[b]fluoranthene	470		15	1.3
191-24-2	Benzo[g,h,i]perylene	210		15	0.79
207-08-9	Benzo[k]fluoranthene	140		15	1.5
111-91-1	Bis(2-chloroethoxy)methane	230	U	230	50

FORM I
GC/MS SEMI VOA ORGANICS ANALYSIS DATA SHEET

Lab Name: TestAmerica Canton | Job No.: 240-28436-1

SDG No.:

Client Sample ID: DR-SB-206-08-10 | Lab Sample ID: 240-28436-8

Matrix: Solid | Lab File ID: 30911028.D

Analysis Method: 8270D | Date Collected: 08/27/2013 11:10

Extract. Method: 3540C | Date Extracted: 09/06/2013 09:50

Sample wt/vol: 30.28(g) | Date Analyzed: 09/11/2013 20:19

Con. Extract Vol.: 2(mL) | Dilution Factor: 2

Injection Volume: 1(uL) | Level: (low/med) Low

% Moisture: 12.5 | GPC Cleanup:(Y/N) N

Analysis Batch No.: 100975 | Units: ug/Kg

CAS NO.	COMPOUND NAME	RESULT	Q	RL	MDL
111-44-4	Bis(2-chloroethyl)ether	230	U	230	4.5
117-81-7	Bis(2-ethylhexyl) phthalate	160	U	160	43
85-68-7	Butyl benzyl phthalate	160	U	160	23
105-60-2	Caprolactam	750	U	750	84
86-74-8	Carbazole	110	U	110	61
218-01-9	Chrysene	610		15	2.5
84-74-2	Di-n-butyl phthalate	160	U	160	34
117-84-0	Di-n-octyl phthalate	160	U	160	18
53-70-3	Dibenzo(a,h)anthracene	59		15	1.5
132-64-9	Dibenzofuran	120		110	1.5
84-66-2	Diethyl phthalate	160	U	160	36
131-11-3	Dimethyl phthalate	160	U	160	39
206-44-0	Fluoranthene	1400		15	1.2
86-73-7	Fluorene	560		15	1.2
118-74-1	Hexachlorobenzene	15	U	15	4.8
87-68-3	Hexachlorobutadiene	110	U	110	13
77-47-4	Hexachlorocyclopentadiene	750	U	750	18
67-72-1	Hexachloroethane	110	U	110	20
193-39-5	Indeno[1,2,3-cd]pyrene	180		15	0.79
78-59-1	Isophorone	110	U	110	29
621-64-7	N-Nitrosodi-n-propylamine	110	U	110	14
62-75-9	N-Nitrosodimethylamine	230	U	230	36
86-30-6	N-Nitrosodiphenylamine	110	U	110	48
91-20-3	Naphthalene	180		15	1.9
98-95-3	Nitrobenzene	230	U	230	5.0
87-86-5	Pentachlorophenol	340	U	340	21
85-01-8	Phenanthrene	2200		15	1.7
108-95-2	Phenol	110	U	110	17
129-00-0	Pyrene	1400		15	1.0
108-60-1	2,2'-oxybis[1-chloropropane]	230	U	230	22
606-20-2	2,6-Dinitrotoluene	450	U	450	48
100-02-7	4-Nitrophenol	750	U	750	39

FORM I

GC/MS SEMI VOA ORGANICS ANALYSIS DATA SHEET

Lab Name: TestAmerica Canton | Job No.: 240-28436-1

SDG No.:

Client Sample ID: DR-SB-206-08-10 | Lab Sample ID: 240-28436-8

Matrix: Solid | Lab File ID: 30911028.D

Analysis Method: 8270D | Date Collected: 08/27/2013 11:10

Extract. Method: 3540C | Date Extracted: 09/06/2013 09:50

Sample wt/vol: 30.28(g) | Date Analyzed: 09/11/2013 20:19

Con. Extract Vol.: 2(mL) | Dilution Factor: 2

Injection Volume: 1(uL) | Level: (low/med) Low

% Moisture: 12.5 | GPC Cleanup:(Y/N) N

Analysis Batch No.: 100975 | Units: ug/Kg

CAS NO.	SURROGATE	%REC	Q	LIMITS
1718-51-0	Terphenyl-d14 (Surr)	96		36-110
4165-62-2	Phenol-d5 (Surr)	80		26-110
4165-60-0	Nitrobenzene-d5 (Surr)	71		20-110
367-12-4	2-Fluorophenol (Surr)	81		24-110
321-60-8	2-Fluorobiphenyl (Surr)	80		24-110
118-79-6	2,4,6-Tribromophenol (Surr)	82		10-110

FORM I
GC/MS SEMI VOA ORGANICS ANALYSIS DATA SHEET

Lab Name: TestAmerica Canton | Job No.: 240-28436-1

SDG No.:

Client Sample ID: DR-SB-207-02-04 | Lab Sample ID: 240-28436-9

Matrix: Solid | Lab File ID: 30912020.D

Analysis Method: 8270D | Date Collected: 08/27/2013 11:10

Extract. Method: 3540C | Date Extracted: 09/09/2013 09:43

Sample wt/vol: 30.49(g) | Date Analyzed: 09/12/2013 16:16

Con. Extract Vol.: 2.0(mL) | Dilution Factor: 1

Injection Volume: 1(uL) | Level: (low/med) Low

% Moisture: 13.5 | GPC Cleanup:(Y/N) N

Analysis Batch No.: 101122 | Units: ug/Kg

CAS NO.	COMPOUND NAME	RESULT	Q	RL	MDL
92-52-4	1,1'-Biphenyl	4.7	J	57	4.0
88-06-2	2,4,6-Trichlorophenol	170	U	170	10
95-95-4	2,4,5-Trichlorophenol	170	U	170	28
120-83-2	2,4-Dichlorophenol	170	U	170	23
105-67-9	2,4-Dimethylphenol	170	U	170	23
51-28-5	2,4-Dinitrophenol	380	U	380	24
121-14-2	2,4-Dinitrotoluene	230	U	230	19
91-58-7	2-Chloronaphthalene	57	U	57	0.51
95-57-8	2-Chlorophenol	57	U	57	9.3
91-57-6	2-Methylnaphthalene	26		7.6	0.57
95-48-7	2-Methylphenol	230	U	230	13
88-74-4	2-Nitroaniline	230	U	230	10
88-75-5	2-Nitrophenol	57	U	57	9.4
15831-10-4	3 & 4 Methylphenol	450	U	450	23
91-94-1	3,3'-Dichlorobenzidine	110	U	110	20
99-09-2	3-Nitroaniline	230	U	230	18
534-52-1	4,6-Dinitro-2-methylphenol	170	U	170	10
101-55-3	4-Bromophenyl phenyl ether	57	U	57	15
59-50-7	4-Chloro-3-methylphenol	170	U	170	24
106-47-8	4-Chloroaniline	170	U	170	19
7005-72-3	4-Chlorophenyl phenyl ether	57	U	57	15
100-01-6	4-Nitroaniline	230	U	230	30
83-32-9	Acenaphthene	74		7.6	0.86
208-96-8	Acenaphthylene	8.2		7.6	0.40
98-86-2	Acetophenone	110	U	110	10
120-12-7	Anthracene	160		7.6	0.89
1912-24-9	Atrazine	230	U	230	10
100-52-7	Benzaldehyde	110	U *	110	14
56-55-3	Benzo[a]anthracene	350		7.6	0.72
50-32-8	Benzo[a]pyrene	310		7.6	0.73
205-99-2	Benzo[b]fluoranthene	390		7.6	0.67
191-24-2	Benzo[g,h,i]perylene	200		7.6	0.40
207-08-9	Benzo[k]fluoranthene	130		7.6	0.77
111-91-1	Bis(2-chloroethoxy)methane	110	U	110	25

FORM I
GC/MS SEMI VOA ORGANICS ANALYSIS DATA SHEET

Lab Name: TestAmerica Canton | Job No.: 240-28436-1

SDG No.:

Client Sample ID: DR-SB-207-02-04 | Lab Sample ID: 240-28436-9

Matrix: Solid | Lab File ID: 30912020.D

Analysis Method: 8270D | Date Collected: 08/27/2013 11:10

Extract. Method: 3540C | Date Extracted: 09/09/2013 09:43

Sample wt/vol: 30.49(g) | Date Analyzed: 09/12/2013 16:16

Con. Extract Vol.: 2.0(mL) | Dilution Factor: 1

Injection Volume: 1(uL) | Level: (low/med) Low

% Moisture: 13.5 | GPC Cleanup:(Y/N) N

Analysis Batch No.: 101122 | Units: ug/Kg

CAS NO.	COMPOUND NAME	RESULT	Q	RL	MDL
111-44-4	Bis(2-chloroethyl)ether	110	U	110	2.3
117-81-7	Bis(2-ethylhexyl) phthalate	29	J B	80	22
85-68-7	Butyl benzyl phthalate	80	U	80	11
105-60-2	Caprolactam	380	U	380	42
86-74-8	Carbazole	57	U	57	31
218-01-9	Chrysene	370		7.6	1.3
84-74-2	Di-n-butyl phthalate	29	J B	80	17
117-84-0	Di-n-octyl phthalate	80	U	80	9.0
53-70-3	Dibenzo(a,h)anthracene	54		7.6	0.75
132-64-9	Dibenzofuran	34	J	57	0.75
84-66-2	Diethyl phthalate	80	U	80	18
131-11-3	Dimethyl phthalate	80	U	80	19
206-44-0	Fluoranthene	800		7.6	0.63
86-73-7	Fluorene	100		7.6	0.60
118-74-1	Hexachlorobenzene	7.6	U	7.6	2.4
87-68-3	Hexachlorobutadiene	57	U	57	6.4
77-47-4	Hexachlorocyclopentadiene	380	U	380	9.2
67-72-1	Hexachloroethane	57	U	57	10
193-39-5	Indeno[1,2,3-cd]pyrene	180		7.6	0.40
78-59-1	Isophorone	57	U	57	15
621-64-7	N-Nitrosodi-n-propylamine	57	U	57	7.2
62-75-9	N-Nitrosodimethylamine	110	U	110	18
86-30-6	N-Nitrosodiphenylamine	57	U	57	24
91-20-3	Naphthalene	71		7.6	0.93
98-95-3	Nitrobenzene	110	U	110	2.5
87-86-5	Pentachlorophenol	170	U	170	10
85-01-8	Phenanthrene	540		7.6	0.83
108-95-2	Phenol	57	U	57	8.3
129-00-0	Pyrene	680		7.6	0.50
108-60-1	2,2'-oxybis[1-chloropropane]	110	U	110	11
606-20-2	2,6-Dinitrotoluene	230	U	230	24
100-02-7	4-Nitrophenol	380	U	380	19

FORM I

GC/MS SEMI VOA ORGANICS ANALYSIS DATA SHEET

Lab Name: TestAmerica Canton | Job No.: 240-28436-1

SDG No.:

Client Sample ID: DR-SB-207-02-04 | Lab Sample ID: 240-28436-9

Matrix: Solid | Lab File ID: 30912020.D

Analysis Method: 8270D | Date Collected: 08/27/2013 11:10

Extract. Method: 3540C | Date Extracted: 09/09/2013 09:43

Sample wt/vol: 30.49(g) | Date Analyzed: 09/12/2013 16:16

Con. Extract Vol.: 2.0(mL) | Dilution Factor: 1

Injection Volume: 1(uL) | Level: (low/med) Low

% Moisture: 13.5 | GPC Cleanup:(Y/N) N

Analysis Batch No.: 101122 | Units: ug/Kg

CAS NO.	SURROGATE	%REC	Q	LIMITS
1718-51-0	Terphenyl-d14 (Surr)	89		36-110
4165-62-2	Phenol-d5 (Surr)	53		26-110
4165-60-0	Nitrobenzene-d5 (Surr)	44		20-110
367-12-4	2-Fluorophenol (Surr)	50		24-110
321-60-8	2-Fluorobiphenyl (Surr)	53		24-110
118-79-6	2,4,6-Tribromophenol (Surr)	64		10-110

FORM I
GC/MS SEMI VOA ORGANICS ANALYSIS DATA SHEET

Lab Name: TestAmerica Canton | Job No.: 240-28436-1

SDG No.:

Client Sample ID: DR-SB-207-10-12 | Lab Sample ID: 240-28436-10

Matrix: Solid | Lab File ID: 30912021.D

Analysis Method: 8270D | Date Collected: 08/27/2013 11:00

Extract. Method: 3540C | Date Extracted: 09/09/2013 09:43

Sample wt/vol: 30.25(g) | Date Analyzed: 09/12/2013 16:41

Con. Extract Vol.: 2.0(mL) | Dilution Factor: 1

Injection Volume: 1(uL) | Level: (low/med) Low

% Moisture: 10.7 | GPC Cleanup:(Y/N) N

Analysis Batch No.: 101122 | Units: ug/Kg

CAS NO.	COMPOUND NAME	RESULT	Q	RL	MDL
92-52-4	1,1'-Biphenyl	19	J	56	3.9
88-06-2	2,4,6-Trichlorophenol	170	U	170	9.9
95-95-4	2,4,5-Trichlorophenol	170	U	170	28
120-83-2	2,4-Dichlorophenol	170	U	170	22
105-67-9	2,4-Dimethylphenol	170	U	170	22
51-28-5	2,4-Dinitrophenol	370	U	370	23
121-14-2	2,4-Dinitrotoluene	220	U	220	19
91-58-7	2-Chloronaphthalene	56	U	56	0.50
95-57-8	2-Chlorophenol	56	U	56	9.1
91-57-6	2-Methylnaphthalene	91		7.4	0.56
95-48-7	2-Methylphenol	220	U	220	12
88-74-4	2-Nitroaniline	220	U	220	10
88-75-5	2-Nitrophenol	56	U	56	9.2
15831-10-4	3 & 4 Methylphenol	440	U	440	22
91-94-1	3,3'-Dichlorobenzidine	110	U	110	20
99-09-2	3-Nitroaniline	220	U	220	18
534-52-1	4,6-Dinitro-2-methylphenol	170	U	170	10
101-55-3	4-Bromophenyl phenyl ether	56	U	56	14
59-50-7	4-Chloro-3-methylphenol	170	U	170	23
106-47-8	4-Chloroaniline	170	U	170	19
7005-72-3	4-Chlorophenyl phenyl ether	56	U	56	14
100-01-6	4-Nitroaniline	220	U	220	29
83-32-9	Acenaphthene	100		7.4	0.84
208-96-8	Acenaphthylene	9.9		7.4	0.39
98-86-2	Acetophenone	110	U	110	10
120-12-7	Anthracene	180		7.4	0.87
1912-24-9	Atrazine	220	U	220	10
100-52-7	Benzaldehyde	110	U *	110	13
56-55-3	Benzo[a]anthracene	150		7.4	0.70
50-32-8	Benzo[a]pyrene	94		7.4	0.71
205-99-2	Benzo[b]fluoranthene	110		7.4	0.65
191-24-2	Benzo[g,h,i]perylene	58		7.4	0.39
207-08-9	Benzo[k]fluoranthene	35		7.4	0.75
111-91-1	Bis(2-chloroethoxy)methane	110	U	110	24

FORM I
GC/MS SEMI VOA ORGANICS ANALYSIS DATA SHEET

Lab Name: TestAmerica Canton | Job No.: 240-28436-1

SDG No.:

Client Sample ID: DR-SB-207-10-12 | Lab Sample ID: 240-28436-10

Matrix: Solid | Lab File ID: 30912021.D

Analysis Method: 8270D | Date Collected: 08/27/2013 11:00

Extract. Method: 3540C | Date Extracted: 09/09/2013 09:43

Sample wt/vol: 30.25(g) | Date Analyzed: 09/12/2013 16:41

Con. Extract Vol.: 2.0(mL) | Dilution Factor: 1

Injection Volume: 1(uL) | Level: (low/med) Low

% Moisture: 10.7 | GPC Cleanup:(Y/N) N

Analysis Batch No.: 101122 | Units: ug/Kg

CAS NO.	COMPOUND NAME	RESULT	Q	RL	MDL
111-44-4	Bis(2-chloroethyl)ether	110	U	110	2.2
117-81-7	Bis(2-ethylhexyl) phthalate	25	J B	78	21
85-68-7	Butyl benzyl phthalate	78	U	78	11
105-60-2	Caprolactam	370	U	370	41
86-74-8	Carbazole	33	J	56	30
218-01-9	Chrysene	170		7.4	1.2
84-74-2	Di-n-butyl phthalate	33	J B	78	17
117-84-0	Di-n-octyl phthalate	78	U	78	8.8
53-70-3	Dibenzo(a,h)anthracene	14		7.4	0.73
132-64-9	Dibenzofuran	51	J	56	0.73
84-66-2	Diethyl phthalate	78	U	78	18
131-11-3	Dimethyl phthalate	78	U	78	19
206-44-0	Fluoranthene	470		7.4	0.61
86-73-7	Fluorene	200		7.4	0.59
118-74-1	Hexachlorobenzene	7.4	U	7.4	2.3
87-68-3	Hexachlorobutadiene	56	U	56	6.2
77-47-4	Hexachlorocyclopentadiene	370	U	370	9.0
67-72-1	Hexachloroethane	56	U	56	10
193-39-5	Indeno[1,2,3-cd]pyrene	48		7.4	0.39
78-59-1	Isophorone	56	U	56	14
621-64-7	N-Nitrosodi-n-propylamine	56	U	56	7.0
62-75-9	N-Nitrosodimethylamine	110	U	110	18
86-30-6	N-Nitrosodiphenylamine	56	U	56	23
91-20-3	Naphthalene	76		7.4	0.91
98-95-3	Nitrobenzene	110	U	110	2.4
87-86-5	Pentachlorophenol	170	U	170	10
85-01-8	Phenanthrene	790		7.4	0.81
108-95-2	Phenol	56	U	56	8.1
129-00-0	Pyrene	510		7.4	0.49
108-60-1	2,2'-oxybis[1-chloropropane]	110	U	110	11
606-20-2	2,6-Dinitrotoluene	220	U	220	23
100-02-7	4-Nitrophenol	370	U	370	19

FORM I
GC/MS SEMI VOA ORGANICS ANALYSIS DATA SHEET

Lab Name: TestAmerica Canton | Job No.: 240-28436-1

SDG No.:

Client Sample ID: DR-SB-207-10-12 | Lab Sample ID: 240-28436-10

Matrix: Solid | Lab File ID: 30912021.D

Analysis Method: 8270D | Date Collected: 08/27/2013 11:00

Extract. Method: 3540C | Date Extracted: 09/09/2013 09:43

Sample wt/vol: 30.25(g) | Date Analyzed: 09/12/2013 16:41

Con. Extract Vol.: 2.0(mL) | Dilution Factor: 1

Injection Volume: 1(uL) | Level: (low/med) Low

% Moisture: 10.7 | GPC Cleanup:(Y/N) N

Analysis Batch No.: 101122 | Units: ug/Kg

CAS NO.	SURROGATE	%REC	Q	LIMITS
1718-51-0	Terphenyl-d14 (Surr)	84		36-110
4165-62-2	Phenol-d5 (Surr)	66		26-110
4165-60-0	Nitrobenzene-d5 (Surr)	58		20-110
367-12-4	2-Fluorophenol (Surr)	67		24-110
321-60-8	2-Fluorobiphenyl (Surr)	63		24-110
118-79-6	2,4,6-Tribromophenol (Surr)	67		10-110

FORM I
GC/MS SEMI VOA ORGANICS ANALYSIS DATA SHEET

Lab Name: TestAmerica Canton | Job No.: 240-28436-1

SDG No.:

Client Sample ID: DR-SB-208-04-06 | Lab Sample ID: 240-28436-11

Matrix: Solid | Lab File ID: 30912023.D

Analysis Method: 8270D | Date Collected: 08/27/2013 12:00

Extract. Method: 3540C | Date Extracted: 09/09/2013 09:43

Sample wt/vol: 29.93(g) | Date Analyzed: 09/12/2013 17:30

Con. Extract Vol.: 2.0(mL) | Dilution Factor: 1

Injection Volume: 1(uL) | Level: (low/med) Low

% Moisture: 7.2 | GPC Cleanup:(Y/N) N

Analysis Batch No.: 101122 | Units: ug/Kg

CAS NO.	COMPOUND NAME	RESULT	Q	RL	MDL
92-52-4	1,1'-Biphenyl	6.6	J	54	3.8
88-06-2	2,4,6-Trichlorophenol	160	U	160	9.6
95-95-4	2,4,5-Trichlorophenol	160	U	160	27
120-83-2	2,4-Dichlorophenol	160	U	160	22
105-67-9	2,4-Dimethylphenol	160	U	160	22
51-28-5	2,4-Dinitrophenol	360	U	360	23
121-14-2	2,4-Dinitrotoluene	220	U	220	18
91-58-7	2-Chloronaphthalene	54	U	54	0.49
95-57-8	2-Chlorophenol	54	U	54	8.9
91-57-6	2-Methylnaphthalene	96		7.2	0.54
95-48-7	2-Methylphenol	220	U	220	12
88-74-4	2-Nitroaniline	220	U	220	9.8
88-75-5	2-Nitrophenol	54	U	54	9.0
15831-10-4	3 & 4 Methylphenol	430	U	430	22
91-94-1	3,3'-Dichlorobenzidine	110	U	110	19
99-09-2	3-Nitroaniline	220	U	220	17
534-52-1	4,6-Dinitro-2-methylphenol	160	U	160	9.9
101-55-3	4-Bromophenyl phenyl ether	54	U	54	14
59-50-7	4-Chloro-3-methylphenol	160	U	160	23
106-47-8	4-Chloroaniline	160	U	160	18
7005-72-3	4-Chlorophenyl phenyl ether	54	U	54	14
100-01-6	4-Nitroaniline	220	U	220	28
83-32-9	Acenaphthene	170		7.2	0.82
208-96-8	Acenaphthylene	23		7.2	0.38
98-86-2	Acetophenone	110	U	110	9.9
120-12-7	Anthracene	270		7.2	0.84
1912-24-9	Atrazine	220	U	220	9.8
100-52-7	Benzaldehyde	110	U *	110	13
56-55-3	Benzo[a]anthracene	200		7.2	0.68
50-32-8	Benzo[a]pyrene	160		7.2	0.69
205-99-2	Benzo[b]fluoranthene	160		7.2	0.64
191-24-2	Benzo[g,h,i]perylene	110		7.2	0.38
207-08-9	Benzo[k]fluoranthene	65		7.2	0.73
111-91-1	Bis(2-chloroethoxy)methane	110	U	110	24

FORM I

GC/MS SEMI VOA ORGANICS ANALYSIS DATA SHEET

Lab Name: TestAmerica Canton | Job No.: 240-28436-1

SDG No.:

Client Sample ID: DR-SB-208-04-06 | Lab Sample ID: 240-28436-11

Matrix: Solid | Lab File ID: 30912023.D

Analysis Method: 8270D | Date Collected: 08/27/2013 12:00

Extract. Method: 3540C | Date Extracted: 09/09/2013 09:43

Sample wt/vol: 29.93(g) | Date Analyzed: 09/12/2013 17:30

Con. Extract Vol.: 2.0(mL) | Dilution Factor: 1

Injection Volume: 1(uL) | Level: (low/med) Low

% Moisture: 7.2 | GPC Cleanup:(Y/N) N

Analysis Batch No.: 101122 | Units: ug/Kg

CAS NO.	COMPOUND NAME	RESULT	Q	RL	MDL
111-44-4	Bis(2-chloroethyl)ether	110	U	110	2.2
117-81-7	Bis(2-ethylhexyl) phthalate	36	J B	76	21
85-68-7	Butyl benzyl phthalate	76	U	76	11
105-60-2	Caprolactam	360	U	360	40
86-74-8	Carbazole	54	U	54	29
218-01-9	Chrysene	220		7.2	1.2
84-74-2	Di-n-butyl phthalate	24	J B	76	16
117-84-0	Di-n-octyl phthalate	76	U	76	8.5
53-70-3	Dibenzo(a,h)anthracene	23		7.2	0.71
132-64-9	Dibenzofuran	71		54	0.71
84-66-2	Diethyl phthalate	76	U	76	17
131-11-3	Dimethyl phthalate	76	U	76	18
206-44-0	Fluoranthene	570		7.2	0.59
86-73-7	Fluorene	340		7.2	0.57
118-74-1	Hexachlorobenzene	7.2	U	7.2	2.3
87-68-3	Hexachlorobutadiene	54	U	54	6.0
77-47-4	Hexachlorocyclopentadiene	360	U	360	8.7
67-72-1	Hexachloroethane	54	U	54	9.7
193-39-5	Indeno[1,2,3-cd]pyrene	82		7.2	0.38
78-59-1	Isophorone	54	U	54	14
621-64-7	N-Nitrosodi-n-propylamine	54	U	54	6.8
62-75-9	N-Nitrosodimethylamine	110	U	110	17
86-30-6	N-Nitrosodiphenylamine	54	U	54	23
91-20-3	Naphthalene	89		7.2	0.89
98-95-3	Nitrobenzene	110	U	110	2.4
87-86-5	Pentachlorophenol	160	U	160	9.8
85-01-8	Phenanthrene	1300		7.2	0.79
108-95-2	Phenol	54	U	54	7.9
129-00-0	Pyrene	640		7.2	0.48
108-60-1	2,2'-oxybis[1-chloropropane]	110	U	110	10
606-20-2	2,6-Dinitrotoluene	220	U	220	23
100-02-7	4-Nitrophenol	360	U	360	18

FORM I

GC/MS SEMI VOA ORGANICS ANALYSIS DATA SHEET

Lab Name: TestAmerica Canton Job No.: 240-28436-1

SDG No.:

Client Sample ID: DR-SB-208-04-06 Lab Sample ID: 240-28436-11

Matrix: Solid Lab File ID: 30912023.D

Analysis Method: 8270D Date Collected: 08/27/2013 12:00

Extract. Method: 3540C Date Extracted: 09/09/2013 09:43

Sample wt/vol: 29.93(g) Date Analyzed: 09/12/2013 17:30

Con. Extract Vol.: 2.0(mL) Dilution Factor: 1

Injection Volume: 1(uL) Level: (low/med) Low

% Moisture: 7.2 GPC Cleanup:(Y/N) N

Analysis Batch No.: 101122 Units: ug/Kg

CAS NO.	SURROGATE	%REC	Q	LIMITS
1718-51-0	Terphenyl-d14 (Surr)	86		36-110
4165-62-2	Phenol-d5 (Surr)	60		26-110
4165-60-0	Nitrobenzene-d5 (Surr)	55		20-110
367-12-4	2-Fluorophenol (Surr)	61		24-110
321-60-8	2-Fluorobiphenyl (Surr)	64		24-110
118-79-6	2,4,6-Tribromophenol (Surr)	64		10-110

FORM I
GC/MS SEMI VOA ORGANICS ANALYSIS DATA SHEET

Lab Name: TestAmerica Canton | Job No.: 240-28436-1

SDG No.:

Client Sample ID: DR-SB-208-08-10 | Lab Sample ID: 240-28436-12

Matrix: Solid | Lab File ID: 30912006.D

Analysis Method: 8270D | Date Collected: 08/27/2013 12:05

Extract. Method: 3540C | Date Extracted: 09/09/2013 09:43

Sample wt/vol: 29.85(g) | Date Analyzed: 09/12/2013 10:28

Con. Extract Vol.: 2.0(mL) | Dilution Factor: 1

Injection Volume: 1(uL) | Level: (low/med) Low

% Moisture: 12.3 | GPC Cleanup:(Y/N) N

Analysis Batch No.: 101122 | Units: ug/Kg

CAS NO.	COMPOUND NAME	RESULT	Q	RL	MDL
92-52-4	1,1'-Biphenyl	57	U	57	4.0
88-06-2	2,4,6-Trichlorophenol	170	U	170	10
95-95-4	2,4,5-Trichlorophenol	170	U	170	29
120-83-2	2,4-Dichlorophenol	170	U	170	23
105-67-9	2,4-Dimethylphenol	170	U	170	23
51-28-5	2,4-Dinitrophenol	380	U	380	24
121-14-2	2,4-Dinitrotoluene	230	U	230	19
91-58-7	2-Chloronaphthalene	57	U	57	0.52
95-57-8	2-Chlorophenol	57	U	57	9.4
91-57-6	2-Methylnaphthalene	4.0	J	7.6	0.57
95-48-7	2-Methylphenol	230	U	230	13
88-74-4	2-Nitroaniline	230	U	230	10
88-75-5	2-Nitrophenol	57	U	57	9.5
15831-10-4	3 & 4 Methylphenol	460	U	460	23
91-94-1	3,3'-Dichlorobenzidine	110	U	110	21
99-09-2	3-Nitroaniline	230	U	230	18
534-52-1	4,6-Dinitro-2-methylphenol	170	U	170	11
101-55-3	4-Bromophenyl phenyl ether	57	U	57	15
59-50-7	4-Chloro-3-methylphenol	170	U	170	24
106-47-8	4-Chloroaniline	170	U	170	19
7005-72-3	4-Chlorophenyl phenyl ether	57	U	57	15
100-01-6	4-Nitroaniline	230	U	230	30
83-32-9	Acenaphthene	6.1	J	7.6	0.87
208-96-8	Acenaphthylene	7.6	U	7.6	0.40
98-86-2	Acetophenone	110	U	110	11
120-12-7	Anthracene	13		7.6	0.89
1912-24-9	Atrazine	230	U	230	10
100-52-7	Benzaldehyde	110	U *	110	14
56-55-3	Benzo[a]anthracene	23		7.6	0.72
50-32-8	Benzo[a]pyrene	20		7.6	0.73
205-99-2	Benzo[b]fluoranthene	21		7.6	0.68
191-24-2	Benzo[g,h,i]perylene	14		7.6	0.40
207-08-9	Benzo[k]fluoranthene	9.2		7.6	0.78
111-91-1	Bis(2-chloroethoxy)methane	110	U	110	25

FORM I

GC/MS SEMI VOA ORGANICS ANALYSIS DATA SHEET

Lab Name: TestAmerica Canton | Job No.: 240-28436-1

SDG No.:

Client Sample ID: DR-SB-208-08-10 | Lab Sample ID: 240-28436-12

Matrix: Solid | Lab File ID: 30912006.D

Analysis Method: 8270D | Date Collected: 08/27/2013 12:05

Extract. Method: 3540C | Date Extracted: 09/09/2013 09:43

Sample wt/vol: 29.85(g) | Date Analyzed: 09/12/2013 10:28

Con. Extract Vol.: 2.0(mL) | Dilution Factor: 1

Injection Volume: 1(uL) | Level: (low/med) Low

% Moisture: 12.3 | GPC Cleanup:(Y/N) N

Analysis Batch No.: 101122 | Units: ug/Kg

CAS NO.	COMPOUND NAME	RESULT	Q	RL	MDL
111-44-4	Bis(2-chloroethyl)ether	110	U	110	2.3
117-81-7	Bis(2-ethylhexyl) phthalate	29	J B	80	22
85-68-7	Butyl benzyl phthalate	80	U	80	11
105-60-2	Caprolactam	380	U	380	42
86-74-8	Carbazole	57	U	57	31
218-01-9	Chrysene	27		7.6	1.3
84-74-2	Di-n-butyl phthalate	35	J B	80	17
117-84-0	Di-n-octyl phthalate	80	U	80	9.1
53-70-3	Dibenzo(a,h)anthracene	7.6	U	7.6	0.76
132-64-9	Dibenzofuran	57	U	57	0.76
84-66-2	Diethyl phthalate	47	J B	80	18
131-11-3	Dimethyl phthalate	80	U	80	19
206-44-0	Fluoranthene	58		7.6	0.63
86-73-7	Fluorene	13		7.6	0.61
118-74-1	Hexachlorobenzene	7.6	U	7.6	2.4
87-68-3	Hexachlorobutadiene	57	U	57	6.4
77-47-4	Hexachlorocyclopentadiene	380	U	380	9.3
67-72-1	Hexachloroethane	57	U	57	10
193-39-5	Indeno[1,2,3-cd]pyrene	9.9		7.6	0.40
78-59-1	Isophorone	57	U	57	15
621-64-7	N-Nitrosodi-n-propylamine	57	U	57	7.2
62-75-9	N-Nitrosodimethylamine	110	U	110	18
86-30-6	N-Nitrosodiphenylamine	57	U	57	24
91-20-3	Naphthalene	7.6	U	7.6	0.94
98-95-3	Nitrobenzene	110	U	110	2.5
87-86-5	Pentachlorophenol	170	U	170	10
85-01-8	Phenanthrene	84		7.6	0.84
108-95-2	Phenol	57	U	57	8.4
129-00-0	Pyrene	66		7.6	0.50
108-60-1	2,2'-oxybis[1-chloropropane]	110	U	110	11
606-20-2	2,6-Dinitrotoluene	230	U	230	24
100-02-7	4-Nitrophenol	380	U	380	19

FORM I
GC/MS SEMI VOA ORGANICS ANALYSIS DATA SHEET

Lab Name: TestAmerica Canton | Job No.: 240-28436-1

SDG No.:

Client Sample ID: DR-SB-208-08-10 | Lab Sample ID: 240-28436-12

Matrix: Solid | Lab File ID: 30912006.D

Analysis Method: 8270D | Date Collected: 08/27/2013 12:05

Extract. Method: 3540C | Date Extracted: 09/09/2013 09:43

Sample wt/vol: 29.85(g) | Date Analyzed: 09/12/2013 10:28

Con. Extract Vol.: 2.0(mL) | Dilution Factor: 1

Injection Volume: 1(uL) | Level: (low/med) Low

% Moisture: 12.3 | GPC Cleanup:(Y/N) N

Analysis Batch No.: 101122 | Units: ug/Kg

CAS NO.	SURROGATE	%REC	Q	LIMITS
1718-51-0	Terphenyl-d14 (Surr)	101		36-110
4165-62-2	Phenol-d5 (Surr)	70		26-110
4165-60-0	Nitrobenzene-d5 (Surr)	66		20-110
367-12-4	2-Fluorophenol (Surr)	72		24-110
321-60-8	2-Fluorobiphenyl (Surr)	70		24-110
118-79-6	2,4,6-Tribromophenol (Surr)	62		10-110

FORM I

GC/MS SEMI VOA ORGANICS ANALYSIS DATA SHEET

Lab Name: TestAmerica Canton | Job No.: 240-28436-1

SDG No.:

Client Sample ID: DR-SB-209-04-06 | Lab Sample ID: 240-28436-13

Matrix: Solid | Lab File ID: 30912007.D

Analysis Method: 8270D | Date Collected: 08/27/2013 13:50

Extract. Method: 3540C | Date Extracted: 09/09/2013 09:43

Sample wt/vol: 30.08(g) | Date Analyzed: 09/12/2013 10:53

Con. Extract Vol.: 2.0(mL) | Dilution Factor: 1

Injection Volume: 1(uL) | Level: (low/med) Low

% Moisture: 10.3 | GPC Cleanup:(Y/N) N

Analysis Batch No.: 101122 | Units: ug/Kg

CAS NO.	COMPOUND NAME	RESULT	Q	RL	MDL
92-52-4	1,1'-Biphenyl	56	U	56	3.9
88-06-2	2,4,6-Trichlorophenol	170	U	170	9.9
95-95-4	2,4,5-Trichlorophenol	170	U	170	28
120-83-2	2,4-Dichlorophenol	170	U	170	22
105-67-9	2,4-Dimethylphenol	170	U	170	22
51-28-5	2,4-Dinitrophenol	370	U	370	23
121-14-2	2,4-Dinitrotoluene	220	U	220	19
91-58-7	2-Chloronaphthalene	56	U	56	0.50
95-57-8	2-Chlorophenol	56	U	56	9.1
91-57-6	2-Methylnaphthalene	7.4	U	7.4	0.56
95-48-7	2-Methylphenol	220	U	220	12
88-74-4	2-Nitroaniline	220	U	220	10
88-75-5	2-Nitrophenol	56	U	56	9.2
15831-10-4	3 & 4 Methylphenol	440	U	440	22
91-94-1	3,3'-Dichlorobenzidine	110	U	110	20
99-09-2	3-Nitroaniline	220	U	220	18
534-52-1	4,6-Dinitro-2-methylphenol	170	U	170	10
101-55-3	4-Bromophenyl phenyl ether	56	U	56	14
59-50-7	4-Chloro-3-methylphenol	170	U	170	23
106-47-8	4-Chloroaniline	170	U	170	19
7005-72-3	4-Chlorophenyl phenyl ether	56	U	56	14
100-01-6	4-Nitroaniline	220	U	220	29
83-32-9	Acenaphthene	7.4	U	7.4	0.85
208-96-8	Acenaphthylene	7.4	U	7.4	0.39
98-86-2	Acetophenone	110	U	110	10
120-12-7	Anthracene	7.4	U	7.4	0.87
1912-24-9	Atrazine	220	U	220	10
100-52-7	Benzaldehyde	110	U *	110	13
56-55-3	Benzo[a]anthracene	7.4	U	7.4	0.70
50-32-8	Benzo[a]pyrene	7.4	U	7.4	0.71
205-99-2	Benzo[b]fluoranthene	5.2	J	7.4	0.66
191-24-2	Benzo[g,h,i]perylene	7.4	U	7.4	0.39
207-08-9	Benzo[k]fluoranthene	7.4	U	7.4	0.76
111-91-1	Bis(2-chloroethoxy)methane	110	U	110	24

FORM I

GC/MS SEMI VOA ORGANICS ANALYSIS DATA SHEET

Lab Name: TestAmerica Canton | Job No.: 240-28436-1

SDG No.:

Client Sample ID: DR-SB-209-04-06 | Lab Sample ID: 240-28436-13

Matrix: Solid | Lab File ID: 30912007.D

Analysis Method: 8270D | Date Collected: 08/27/2013 13:50

Extract. Method: 3540C | Date Extracted: 09/09/2013 09:43

Sample wt/vol: 30.08(g) | Date Analyzed: 09/12/2013 10:53

Con. Extract Vol.: 2.0(mL) | Dilution Factor: 1

Injection Volume: 1(uL) | Level: (low/med) Low

% Moisture: 10.3 | GPC Cleanup:(Y/N) N

Analysis Batch No.: 101122 | Units: ug/Kg

CAS NO.	COMPOUND NAME	RESULT	Q	RL	MDL
111-44-4	Bis(2-chloroethyl)ether	110	U	110	2.2
117-81-7	Bis(2-ethylhexyl) phthalate	24	J B	78	21
85-68-7	Butyl benzyl phthalate	78	U	78	11
105-60-2	Caprolactam	370	U	370	41
86-74-8	Carbazole	56	U	56	30
218-01-9	Chrysene	7.4	U	7.4	1.2
84-74-2	Di-n-butyl phthalate	27	J B	78	17
117-84-0	Di-n-octyl phthalate	78	U	78	8.8
53-70-3	Dibenzo(a,h)anthracene	7.4	U	7.4	0.73
132-64-9	Dibenzofuran	56	U	56	0.73
84-66-2	Diethyl phthalate	41	J B	78	18
131-11-3	Dimethyl phthalate	78	U	78	19
206-44-0	Fluoranthene	7.0	J	7.4	0.61
86-73-7	Fluorene	7.4	U	7.4	0.59
118-74-1	Hexachlorobenzene	7.4	U	7.4	2.3
87-68-3	Hexachlorobutadiene	56	U	56	6.2
77-47-4	Hexachlorocyclopentadiene	370	U	370	9.0
67-72-1	Hexachloroethane	56	U	56	10
193-39-5	Indeno[1,2,3-cd]pyrene	7.4	U	7.4	0.39
78-59-1	Isophorone	56	U	56	14
621-64-7	N-Nitrosodi-n-propylamine	56	U	56	7.0
62-75-9	N-Nitrosodimethylamine	110	U	110	18
86-30-6	N-Nitrosodiphenylamine	56	U	56	23
91-20-3	Naphthalene	7.4	U	7.4	0.91
98-95-3	Nitrobenzene	110	U	110	2.4
87-86-5	Pentachlorophenol	170	U	170	10
85-01-8	Phenanthrene	7.4	U	7.4	0.81
108-95-2	Phenol	56	U	56	8.1
129-00-0	Pyrene	5.3	J	7.4	0.49
108-60-1	2,2'-oxybis[1-chloropropane]	110	U	110	11
606-20-2	2,6-Dinitrotoluene	220	U	220	23
100-02-7	4-Nitrophenol	370	U	370	19

FORM I

GC/MS SEMI VOA ORGANICS ANALYSIS DATA SHEET

Lab Name: TestAmerica Canton | Job No.: 240-28436-1

SDG No.:

Client Sample ID: DR-SB-209-04-06 | Lab Sample ID: 240-28436-13

Matrix: Solid | Lab File ID: 30912007.D

Analysis Method: 8270D | Date Collected: 08/27/2013 13:50

Extract. Method: 3540C | Date Extracted: 09/09/2013 09:43

Sample wt/vol: 30.08(g) | Date Analyzed: 09/12/2013 10:53

Con. Extract Vol.: 2.0(mL) | Dilution Factor: 1

Injection Volume: 1(uL) | Level: (low/med) Low

% Moisture: 10.3 | GPC Cleanup:(Y/N) N

Analysis Batch No.: 101122 | Units: ug/Kg

CAS NO.	SURROGATE	%REC	Q	LIMITS
1718-51-0	Terphenyl-d14 (Surr)	91		36-110
4165-62-2	Phenol-d5 (Surr)	67		26-110
4165-60-0	Nitrobenzene-d5 (Surr)	60		20-110
367-12-4	2-Fluorophenol (Surr)	68		24-110
321-60-8	2-Fluorobiphenyl (Surr)	67		24-110
118-79-6	2,4,6-Tribromophenol (Surr)	59		10-110

FORM I
GC/MS SEMI VOA ORGANICS ANALYSIS DATA SHEET

Lab Name: TestAmerica Canton | Job No.: 240-28436-1

SDG No.:

Client Sample ID: DR-SB-209-08-10 | Lab Sample ID: 240-28436-14

Matrix: Solid | Lab File ID: 30912022.D

Analysis Method: 8270D | Date Collected: 08/27/2013 13:55

Extract. Method: 3540C | Date Extracted: 09/09/2013 09:43

Sample wt/vol: 30.47(g) | Date Analyzed: 09/12/2013 17:05

Con. Extract Vol.: 2.0(mL) | Dilution Factor: 1

Injection Volume: 1(uL) | Level: (low/med) Low

% Moisture: 13.8 | GPC Cleanup:(Y/N) N

Analysis Batch No.: 101122 | Units: ug/Kg

CAS NO.	COMPOUND NAME	RESULT	Q	RL	MDL
92-52-4	1,1'-Biphenyl	57	U	57	4.0
88-06-2	2,4,6-Trichlorophenol	170	U	170	10
95-95-4	2,4,5-Trichlorophenol	170	U	170	29
120-83-2	2,4-Dichlorophenol	170	U	170	23
105-67-9	2,4-Dimethylphenol	170	U	170	23
51-28-5	2,4-Dinitrophenol	380	U	380	24
121-14-2	2,4-Dinitrotoluene	230	U	230	19
91-58-7	2-Chloronaphthalene	57	U	57	0.51
95-57-8	2-Chlorophenol	57	U	57	9.4
91-57-6	2-Methylnaphthalene	7.1	J	7.6	0.57
95-48-7	2-Methylphenol	230	U	230	13
88-74-4	2-Nitroaniline	230	U	230	10
88-75-5	2-Nitrophenol	57	U	57	9.5
15831-10-4	3 & 4 Methylphenol	460	U	460	23
91-94-1	3,3'-Dichlorobenzidine	110	U	110	21
99-09-2	3-Nitroaniline	230	U	230	18
534-52-1	4,6-Dinitro-2-methylphenol	170	U	170	11
101-55-3	4-Bromophenyl phenyl ether	57	U	57	15
59-50-7	4-Chloro-3-methylphenol	170	U	170	24
106-47-8	4-Chloroaniline	170	U	170	19
7005-72-3	4-Chlorophenyl phenyl ether	57	U	57	15
100-01-6	4-Nitroaniline	230	U	230	30
83-32-9	Acenaphthene	17		7.6	0.87
208-96-8	Acenaphthylene	5.6	J	7.6	0.40
98-86-2	Acetophenone	110	U	110	11
120-12-7	Anthracene	41		7.6	0.89
1912-24-9	Atrazine	230	U	230	10
100-52-7	Benzaldehyde	110	U *	110	14
56-55-3	Benzo[a]anthracene	60		7.6	0.72
50-32-8	Benzo[a]pyrene	54		7.6	0.73
205-99-2	Benzo[b]fluoranthene	68		7.6	0.67
191-24-2	Benzo[g,h,i]perylene	40		7.6	0.40
207-08-9	Benzo[k]fluoranthene	15		7.6	0.78
111-91-1	Bis(2-chloroethoxy)methane	110	U	110	25

FORM I

GC/MS SEMI VOA ORGANICS ANALYSIS DATA SHEET

Lab Name: TestAmerica Canton | Job No.: 240-28436-1

SDG No.:

Client Sample ID: DR-SB-209-08-10 | Lab Sample ID: 240-28436-14

Matrix: Solid | Lab File ID: 30912022.D

Analysis Method: 8270D | Date Collected: 08/27/2013 13:55

Extract. Method: 3540C | Date Extracted: 09/09/2013 09:43

Sample wt/vol: 30.47(g) | Date Analyzed: 09/12/2013 17:05

Con. Extract Vol.: 2.0(mL) | Dilution Factor: 1

Injection Volume: 1(uL) | Level: (low/med) Low

% Moisture: 13.8 | GPC Cleanup:(Y/N) N

Analysis Batch No.: 101122 | Units: ug/Kg

CAS NO.	COMPOUND NAME	RESULT	Q	RL	MDL
111-44-4	Bis(2-chloroethyl)ether	110	U	110	2.3
117-81-7	Bis(2-ethylhexyl) phthalate	33	J B	80	22
85-68-7	Butyl benzyl phthalate	80	U	80	11
105-60-2	Caprolactam	380	U	380	42
86-74-8	Carbazole	57	U	57	31
218-01-9	Chrysene	69		7.6	1.3
84-74-2	Di-n-butyl phthalate	44	J B	80	17
117-84-0	Di-n-octyl phthalate	80	U	80	9.0
53-70-3	Dibenzo(a,h)anthracene	10		7.6	0.75
132-64-9	Dibenzofuran	7.8	J	57	0.75
84-66-2	Diethyl phthalate	80	U	80	18
131-11-3	Dimethyl phthalate	80	U	80	19
206-44-0	Fluoranthene	130		7.6	0.63
86-73-7	Fluorene	38		7.6	0.61
118-74-1	Hexachlorobenzene	7.6	U	7.6	2.4
87-68-3	Hexachlorobutadiene	57	U	57	6.4
77-47-4	Hexachlorocyclopentadiene	380	U	380	9.2
67-72-1	Hexachloroethane	57	U	57	10
193-39-5	Indeno[1,2,3-cd]pyrene	31		7.6	0.40
78-59-1	Isophorone	57	U	57	15
621-64-7	N-Nitrosodi-n-propylamine	57	U	57	7.2
62-75-9	N-Nitrosodimethylamine	110	U	110	18
86-30-6	N-Nitrosodiphenylamine	57	U	57	24
91-20-3	Naphthalene	8.4		7.6	0.94
98-95-3	Nitrobenzene	110	U	110	2.5
87-86-5	Pentachlorophenol	170	U	170	10
85-01-8	Phenanthrene	110		7.6	0.83
108-95-2	Phenol	57	U	57	8.3
129-00-0	Pyrene	140		7.6	0.50
108-60-1	2,2'-oxybis[1-chloropropane]	110	U	110	11
606-20-2	2,6-Dinitrotoluene	230	U	230	24
100-02-7	4-Nitrophenol	380	U	380	19

FORM I

GC/MS SEMI VOA ORGANICS ANALYSIS DATA SHEET

Lab Name: TestAmerica Canton | Job No.: 240-28436-1

SDG No.:

Client Sample ID: DR-SB-209-08-10 | Lab Sample ID: 240-28436-14

Matrix: Solid | Lab File ID: 30912022.D

Analysis Method: 8270D | Date Collected: 08/27/2013 13:55

Extract. Method: 3540C | Date Extracted: 09/09/2013 09:43

Sample wt/vol: 30.47(g) | Date Analyzed: 09/12/2013 17:05

Con. Extract Vol.: 2.0(mL) | Dilution Factor: 1

Injection Volume: 1(uL) | Level: (low/med) Low

% Moisture: 13.8 | GPC Cleanup:(Y/N) N

Analysis Batch No.: 101122 | Units: ug/Kg

CAS NO.	SURROGATE	%REC	Q	LIMITS
1718-51-0	Terphenyl-d14 (Surr)	80		36-110
4165-62-2	Phenol-d5 (Surr)	58		26-110
4165-60-0	Nitrobenzene-d5 (Surr)	53		20-110
367-12-4	2-Fluorophenol (Surr)	58		24-110
321-60-8	2-Fluorobiphenyl (Surr)	57		24-110
118-79-6	2,4,6-Tribromophenol (Surr)	54		10-110

FORM I
GC/MS SEMI VOA ORGANICS ANALYSIS DATA SHEET

Lab Name: TestAmerica Canton | Job No.: 240-28436-1

SDG No.:

Client Sample ID: DR-SB-210-04-06 | Lab Sample ID: 240-28436-15

Matrix: Solid | Lab File ID: 30912018.D

Analysis Method: 8270D | Date Collected: 08/27/2013 12:10

Extract. Method: 3540C | Date Extracted: 09/09/2013 09:43

Sample wt/vol: 29.87(g) | Date Analyzed: 09/12/2013 15:26

Con. Extract Vol.: 2.0(mL) | Dilution Factor: 1

Injection Volume: 1(uL) | Level: (low/med) Low

% Moisture: 10.5 | GPC Cleanup:(Y/N) N

Analysis Batch No.: 101122 | Units: ug/Kg

CAS NO.	COMPOUND NAME	RESULT	Q	RL	MDL
92-52-4	1,1'-Biphenyl	56	U	56	3.9
88-06-2	2,4,6-Trichlorophenol	170	U	170	10
95-95-4	2,4,5-Trichlorophenol	170	U	170	28
120-83-2	2,4-Dichlorophenol	170	U	170	22
105-67-9	2,4-Dimethylphenol	170	U	170	22
51-28-5	2,4-Dinitrophenol	370	U	370	24
121-14-2	2,4-Dinitrotoluene	220	U	220	19
91-58-7	2-Chloronaphthalene	56	U	56	0.51
95-57-8	2-Chlorophenol	56	U	56	9.2
91-57-6	2-Methylnaphthalene	3.9	J	7.5	0.56
95-48-7	2-Methylphenol	220	U	220	12
88-74-4	2-Nitroaniline	220	U	220	10
88-75-5	2-Nitrophenol	56	U	56	9.3
15831-10-4	3 & 4 Methylphenol	450	U	450	22
91-94-1	3,3'-Dichlorobenzidine	110	U	110	20
99-09-2	3-Nitroaniline	220	U	220	18
534-52-1	4,6-Dinitro-2-methylphenol	170	U	170	10
101-55-3	4-Bromophenyl phenyl ether	56	U	56	15
59-50-7	4-Chloro-3-methylphenol	170	U	170	24
106-47-8	4-Chloroaniline	170	U	170	19
7005-72-3	4-Chlorophenyl phenyl ether	56	U	56	15
100-01-6	4-Nitroaniline	220	U	220	29
83-32-9	Acenaphthene	6.3	J	7.5	0.85
208-96-8	Acenaphthylene	7.5	U	7.5	0.39
98-86-2	Acetophenone	110	U	110	10
120-12-7	Anthracene	10		7.5	0.88
1912-24-9	Atrazine	220	U	220	10
100-52-7	Benzaldehyde	110	U *	110	13
56-55-3	Benzo[a]anthracene	43		7.5	0.71
50-32-8	Benzo[a]pyrene	35		7.5	0.72
205-99-2	Benzo[b]fluoranthene	45		7.5	0.66
191-24-2	Benzo[g,h,i]perylene	22		7.5	0.39
207-08-9	Benzo[k]fluoranthene	16		7.5	0.76
111-91-1	Bis(2-chloroethoxy)methane	110	U	110	25

FORM I

GC/MS SEMI VOA ORGANICS ANALYSIS DATA SHEET

Lab Name: TestAmerica Canton | Job No.: 240-28436-1

SDG No.:

Client Sample ID: DR-SB-210-04-06 | Lab Sample ID: 240-28436-15

Matrix: Solid | Lab File ID: 30912018.D

Analysis Method: 8270D | Date Collected: 08/27/2013 12:10

Extract. Method: 3540C | Date Extracted: 09/09/2013 09:43

Sample wt/vol: 29.87(g) | Date Analyzed: 09/12/2013 15:26

Con. Extract Vol.: 2.0(mL) | Dilution Factor: 1

Injection Volume: 1(uL) | Level: (low/med) Low

% Moisture: 10.5 | GPC Cleanup:(Y/N) N

Analysis Batch No.: 101122 | Units: ug/Kg

CAS NO.	COMPOUND NAME	RESULT	Q	RL	MDL
111-44-4	Bis(2-chloroethyl)ether	110	U	110	2.2
117-81-7	Bis(2-ethylhexyl) phthalate	23	J B	79	21
85-68-7	Butyl benzyl phthalate	79	U	79	11
105-60-2	Caprolactam	370	U	370	42
86-74-8	Carbazole	56	U	56	30
218-01-9	Chrysene	43		7.5	1.2
84-74-2	Di-n-butyl phthalate	24	J B	79	17
117-84-0	Di-n-octyl phthalate	79	U	79	8.9
53-70-3	Dibenzo(a,h)anthracene	7.2	J	7.5	0.74
132-64-9	Dibenzofuran	56	U	56	0.74
84-66-2	Diethyl phthalate	79	U	79	18
131-11-3	Dimethyl phthalate	79	U	79	19
206-44-0	Fluoranthene	56		7.5	0.62
86-73-7	Fluorene	10		7.5	0.60
118-74-1	Hexachlorobenzene	7.5	U	7.5	2.4
87-68-3	Hexachlorobutadiene	56	U	56	6.3
77-47-4	Hexachlorocyclopentadiene	370	U	370	9.1
67-72-1	Hexachloroethane	56	U	56	10
193-39-5	Indeno[1,2,3-cd]pyrene	20		7.5	0.39
78-59-1	Isophorone	56	U	56	15
621-64-7	N-Nitrosodi-n-propylamine	56	U	56	7.1
62-75-9	N-Nitrosodimethylamine	110	U	110	18
86-30-6	N-Nitrosodiphenylamine	56	U	56	24
91-20-3	Naphthalene	7.5	U	7.5	0.92
98-95-3	Nitrobenzene	110	U	110	2.5
87-86-5	Pentachlorophenol	170	U	170	10
85-01-8	Phenanthrene	16		7.5	0.82
108-95-2	Phenol	56	U	56	8.2
129-00-0	Pyrene	69		7.5	0.49
108-60-1	2,2'-oxybis[1-chloropropane]	110	U	110	11
606-20-2	2,6-Dinitrotoluene	220	U	220	24
100-02-7	4-Nitrophenol	370	U	370	19

FORM I
GC/MS SEMI VOA ORGANICS ANALYSIS DATA SHEET

Lab Name: TestAmerica Canton | Job No.: 240-28436-1

SDG No.:

Client Sample ID: DR-SB-210-04-06 | Lab Sample ID: 240-28436-15

Matrix: Solid | Lab File ID: 30912018.D

Analysis Method: 8270D | Date Collected: 08/27/2013 12:10

Extract. Method: 3540C | Date Extracted: 09/09/2013 09:43

Sample wt/vol: 29.87(g) | Date Analyzed: 09/12/2013 15:26

Con. Extract Vol.: 2.0(mL) | Dilution Factor: 1

Injection Volume: 1(uL) | Level: (low/med) Low

% Moisture: 10.5 | GPC Cleanup:(Y/N) N

Analysis Batch No.: 101122 | Units: ug/Kg

CAS NO.	SURROGATE	%REC	Q	LIMITS
1718-51-0	Terphenyl-d14 (Surr)	95		36-110
4165-62-2	Phenol-d5 (Surr)	59		26-110
4165-60-0	Nitrobenzene-d5 (Surr)	50		20-110
367-12-4	2-Fluorophenol (Surr)	58		24-110
321-60-8	2-Fluorobiphenyl (Surr)	61		24-110
118-79-6	2,4,6-Tribromophenol (Surr)	66		10-110

FORM I

GC/MS SEMI VOA ORGANICS ANALYSIS DATA SHEET

Lab Name: TestAmerica Canton | Job No.: 240-28436-1

SDG No.:

Client Sample ID: DR-SB-210-12-13 | Lab Sample ID: 240-28436-16

Matrix: Solid | Lab File ID: 30912008.D

Analysis Method: 8270D | Date Collected: 08/27/2013 12:45

Extract. Method: 3540C | Date Extracted: 09/09/2013 09:43

Sample wt/vol: 30.14(g) | Date Analyzed: 09/12/2013 11:18

Con. Extract Vol.: 2.0(mL) | Dilution Factor: 1

Injection Volume: 1(uL) | Level: (low/med) Low

% Moisture: 11.8 | GPC Cleanup:(Y/N) N

Analysis Batch No.: 101122 | Units: ug/Kg

CAS NO.	COMPOUND NAME	RESULT	Q	RL	MDL
92-52-4	1,1'-Biphenyl	3.9	J	56	3.9
88-06-2	2,4,6-Trichlorophenol	170	U	170	10
95-95-4	2,4,5-Trichlorophenol	170	U	170	28
120-83-2	2,4-Dichlorophenol	170	U	170	23
105-67-9	2,4-Dimethylphenol	170	U	170	23
51-28-5	2,4-Dinitrophenol	370	U	370	24
121-14-2	2,4-Dinitrotoluene	230	U	230	19
91-58-7	2-Chloronaphthalene	56	U	56	0.51
95-57-8	2-Chlorophenol	56	U	56	9.3
91-57-6	2-Methylnaphthalene	13		7.5	0.56
95-48-7	2-Methylphenol	230	U	230	12
88-74-4	2-Nitroaniline	230	U	230	10
88-75-5	2-Nitrophenol	56	U	56	9.4
15831-10-4	3 & 4 Methylphenol	450	U	450	23
91-94-1	3,3'-Dichlorobenzidine	110	U	110	20
99-09-2	3-Nitroaniline	230	U	230	18
534-52-1	4,6-Dinitro-2-methylphenol	170	U	170	10
101-55-3	4-Bromophenyl phenyl ether	56	U	56	15
59-50-7	4-Chloro-3-methylphenol	170	U	170	24
106-47-8	4-Chloroaniline	170	U	170	19
7005-72-3	4-Chlorophenyl phenyl ether	56	U	56	15
100-01-6	4-Nitroaniline	230	U	230	29
83-32-9	Acenaphthene	7.5	U	7.5	0.86
208-96-8	Acenaphthylene	6.6	J	7.5	0.39
98-86-2	Acetophenone	110	U	110	10
120-12-7	Anthracene	6.9	J	7.5	0.88
1912-24-9	Atrazine	230	U	230	10
100-52-7	Benzaldehyde	110	U *	110	14
56-55-3	Benzo[a]anthracene	20		7.5	0.71
50-32-8	Benzo[a]pyrene	22		7.5	0.72
205-99-2	Benzo[b]fluoranthene	31		7.5	0.67
191-24-2	Benzo[g,h,i]perylene	24		7.5	0.39
207-08-9	Benzo[k]fluoranthene	11		7.5	0.77
111-91-1	Bis(2-chloroethoxy)methane	110	U	110	25

FORM I
GC/MS SEMI VOA ORGANICS ANALYSIS DATA SHEET

Lab Name: TestAmerica Canton | Job No.: 240-28436-1

SDG No.:

Client Sample ID: DR-SB-210-12-13 | Lab Sample ID: 240-28436-16

Matrix: Solid | Lab File ID: 30912008.D

Analysis Method: 8270D | Date Collected: 08/27/2013 12:45

Extract. Method: 3540C | Date Extracted: 09/09/2013 09:43

Sample wt/vol: 30.14(g) | Date Analyzed: 09/12/2013 11:18

Con. Extract Vol.: 2.0(mL) | Dilution Factor: 1

Injection Volume: 1(uL) | Level: (low/med) Low

% Moisture: 11.8 | GPC Cleanup:(Y/N) N

Analysis Batch No.: 101122 | Units: ug/Kg

CAS NO.	COMPOUND NAME	RESULT	Q	RL	MDL
111-44-4	Bis(2-chloroethyl)ether	110	U	110	2.3
117-81-7	Bis(2-ethylhexyl) phthalate	30	J B	79	21
85-68-7	Butyl benzyl phthalate	79	U	79	11
105-60-2	Caprolactam	370	U	370	42
86-74-8	Carbazole	56	U	56	30
218-01-9	Chrysene	22		7.5	1.2
84-74-2	Di-n-butyl phthalate	34	J B	79	17
117-84-0	Di-n-octyl phthalate	79	U	79	8.9
53-70-3	Dibenzo(a,h)anthracene	7.5	U	7.5	0.74
132-64-9	Dibenzofuran	56	U	56	0.74
84-66-2	Diethyl phthalate	41	J B	79	18
131-11-3	Dimethyl phthalate	79	U	79	19
206-44-0	Fluoranthene	36		7.5	0.62
86-73-7	Fluorene	7.5	U	7.5	0.60
118-74-1	Hexachlorobenzene	7.5	U	7.5	2.4
87-68-3	Hexachlorobutadiene	56	U	56	6.3
77-47-4	Hexachlorocyclopentadiene	370	U	370	9.1
67-72-1	Hexachloroethane	56	U	56	10
193-39-5	Indeno[1,2,3-cd]pyrene	20		7.5	0.39
78-59-1	Isophorone	56	U	56	15
621-64-7	N-Nitrosodi-n-propylamine	56	U	56	7.1
62-75-9	N-Nitrosodimethylamine	110	U	110	18
86-30-6	N-Nitrosodiphenylamine	56	U	56	24
91-20-3	Naphthalene	13		7.5	0.93
98-95-3	Nitrobenzene	110	U	110	2.5
87-86-5	Pentachlorophenol	170	U	170	10
85-01-8	Phenanthrene	22		7.5	0.82
108-95-2	Phenol	56	U	56	8.2
129-00-0	Pyrene	32		7.5	0.50
108-60-1	2,2'-oxybis[1-chloropropane]	110	U	110	11
606-20-2	2,6-Dinitrotoluene	230	U	230	24
100-02-7	4-Nitrophenol	370	U	370	19

FORM I

GC/MS SEMI VOA ORGANICS ANALYSIS DATA SHEET

Lab Name: TestAmerica Canton Job No.: 240-28436-1

SDG No.:

Client Sample ID: DR-SB-210-12-13 Lab Sample ID: 240-28436-16

Matrix: Solid Lab File ID: 30912008.D

Analysis Method: 8270D Date Collected: 08/27/2013 12:45

Extract. Method: 3540C Date Extracted: 09/09/2013 09:43

Sample wt/vol: 30.14(g) Date Analyzed: 09/12/2013 11:18

Con. Extract Vol.: 2.0(mL) Dilution Factor: 1

Injection Volume: 1(uL) Level: (low/med) Low

% Moisture: 11.8 GPC Cleanup:(Y/N) N

Analysis Batch No.: 101122 Units: ug/Kg

CAS NO.	SURROGATE	%REC	Q	LIMITS
1718-51-0	Terphenyl-d14 (Surr)	95		36-110
4165-62-2	Phenol-d5 (Surr)	67		26-110
4165-60-0	Nitrobenzene-d5 (Surr)	59		20-110
367-12-4	2-Fluorophenol (Surr)	69		24-110
321-60-8	2-Fluorobiphenyl (Surr)	67		24-110
118-79-6	2,4,6-Tribromophenol (Surr)	78		10-110

FORM I

GC/MS SEMI VOA ORGANICS ANALYSIS DATA SHEET

Lab Name: TestAmerica Canton | Job No.: 240-28436-1

SDG No.:

Client Sample ID: DR-SB-211-04-06 | Lab Sample ID: 240-28436-17

Matrix: Solid | Lab File ID: 30912017.D

Analysis Method: 8270D | Date Collected: 08/27/2013 14:50

Extract. Method: 3540C | Date Extracted: 09/09/2013 09:43

Sample wt/vol: 30.42(g) | Date Analyzed: 09/12/2013 15:01

Con. Extract Vol.: 2.0(mL) | Dilution Factor: 1

Injection Volume: 1(uL) | Level: (low/med) Low

% Moisture: 11.7 | GPC Cleanup:(Y/N) N

Analysis Batch No.: 101122 | Units: ug/Kg

CAS NO.	COMPOUND NAME	RESULT	Q	RL	MDL
92-52-4	1,1'-Biphenyl	56	U	56	3.9
88-06-2	2,4,6-Trichlorophenol	170	U	170	9.9
95-95-4	2,4,5-Trichlorophenol	170	U	170	28
120-83-2	2,4-Dichlorophenol	170	U	170	22
105-67-9	2,4-Dimethylphenol	170	U	170	22
51-28-5	2,4-Dinitrophenol	370	U	370	23
121-14-2	2,4-Dinitrotoluene	220	U	220	19
91-58-7	2-Chloronaphthalene	56	U	56	0.50
95-57-8	2-Chlorophenol	56	U	56	9.2
91-57-6	2-Methylnaphthalene	8.0		7.4	0.56
95-48-7	2-Methylphenol	220	U	220	12
88-74-4	2-Nitroaniline	220	U	220	10
88-75-5	2-Nitrophenol	56	U	56	9.3
15831-10-4	3 & 4 Methylphenol	450	U	450	22
91-94-1	3,3'-Dichlorobenzidine	110	U	110	20
99-09-2	3-Nitroaniline	220	U	220	18
534-52-1	4,6-Dinitro-2-methylphenol	170	U	170	10
101-55-3	4-Bromophenyl phenyl ether	56	U	56	15
59-50-7	4-Chloro-3-methylphenol	170	U	170	23
106-47-8	4-Chloroaniline	170	U	170	19
7005-72-3	4-Chlorophenyl phenyl ether	56	U	56	15
100-01-6	4-Nitroaniline	220	U	220	29
83-32-9	Acenaphthene	14		7.4	0.85
208-96-8	Acenaphthylene	3.8	J	7.4	0.39
98-86-2	Acetophenone	110	U	110	10
120-12-7	Anthracene	87		7.4	0.87
1912-24-9	Atrazine	220	U	220	10
100-52-7	Benzaldehyde	110	U *	110	13
56-55-3	Benzo[a]anthracene	480		7.4	0.70
50-32-8	Benzo[a]pyrene	430		7.4	0.71
205-99-2	Benzo[b]fluoranthene	590		7.4	0.66
191-24-2	Benzo[g,h,i]perylene	290		7.4	0.39
207-08-9	Benzo[k]fluoranthene	230		7.4	0.76
111-91-1	Bis(2-chloroethoxy)methane	110	U	110	25

FORM I
GC/MS SEMI VOA ORGANICS ANALYSIS DATA SHEET

Lab Name: TestAmerica Canton | Job No.: 240-28436-1

SDG No.:

Client Sample ID: DR-SB-211-04-06 | Lab Sample ID: 240-28436-17

Matrix: Solid | Lab File ID: 30912017.D

Analysis Method: 8270D | Date Collected: 08/27/2013 14:50

Extract. Method: 3540C | Date Extracted: 09/09/2013 09:43

Sample wt/vol: 30.42(g) | Date Analyzed: 09/12/2013 15:01

Con. Extract Vol.: 2.0(mL) | Dilution Factor: 1

Injection Volume: 1(uL) | Level: (low/med) Low

% Moisture: 11.7 | GPC Cleanup:(Y/N) N

Analysis Batch No.: 101122 | Units: ug/Kg

CAS NO.	COMPOUND NAME	RESULT	Q	RL	MDL
111-44-4	Bis(2-chloroethyl)ether	110	U	110	2.2
117-81-7	Bis(2-ethylhexyl) phthalate	27	J B	78	21
85-68-7	Butyl benzyl phthalate	78	U	78	11
105-60-2	Caprolactam	370	U	370	41
86-74-8	Carbazole	56	U	56	30
218-01-9	Chrysene	540		7.4	1.2
84-74-2	Di-n-butyl phthalate	23	J B	78	17
117-84-0	Di-n-octyl phthalate	78	U	78	8.8
53-70-3	Dibenzo(a,h)anthracene	84		7.4	0.74
132-64-9	Dibenzofuran	4.7	J	56	0.74
84-66-2	Diethyl phthalate	78	U	78	18
131-11-3	Dimethyl phthalate	78	U	78	19
206-44-0	Fluoranthene	750		7.4	0.61
86-73-7	Fluorene	18		7.4	0.59
118-74-1	Hexachlorobenzene	7.4	U	7.4	2.3
87-68-3	Hexachlorobutadiene	56	U	56	6.3
77-47-4	Hexachlorocyclopentadiene	370	U	370	9.0
67-72-1	Hexachloroethane	56	U	56	10
193-39-5	Indeno[1,2,3-cd]pyrene	250		7.4	0.39
78-59-1	Isophorone	56	U	56	15
621-64-7	N-Nitrosodi-n-propylamine	56	U	56	7.0
62-75-9	N-Nitrosodimethylamine	110	U	110	18
86-30-6	N-Nitrosodiphenylamine	56	U	56	23
91-20-3	Naphthalene	7.2	J	7.4	0.92
98-95-3	Nitrobenzene	110	U	110	2.5
87-86-5	Pentachlorophenol	170	U	170	10
85-01-8	Phenanthrene	220		7.4	0.81
108-95-2	Phenol	56	U	56	8.1
129-00-0	Pyrene	610		7.4	0.49
108-60-1	2,2'-oxybis[1-chloropropane]	110	U	110	11
606-20-2	2,6-Dinitrotoluene	220	U	220	23
100-02-7	4-Nitrophenol	370	U	370	19

FORM I

GC/MS SEMI VOA ORGANICS ANALYSIS DATA SHEET

Lab Name: TestAmerica Canton Job No.: 240-28436-1

SDG No.:

Client Sample ID: DR-SB-211-04-06 Lab Sample ID: 240-28436-17

Matrix: Solid Lab File ID: 30912017.D

Analysis Method: 8270D Date Collected: 08/27/2013 14:50

Extract. Method: 3540C Date Extracted: 09/09/2013 09:43

Sample wt/vol: 30.42(g) Date Analyzed: 09/12/2013 15:01

Con. Extract Vol.: 2.0(mL) Dilution Factor: 1

Injection Volume: 1(uL) Level: (low/med) Low

% Moisture: 11.7 GPC Cleanup:(Y/N) N

Analysis Batch No.: 101122 Units: ug/Kg

CAS NO.	SURROGATE	%REC	Q	LIMITS
1718-51-0	Terphenyl-d14 (Surr)	93		36-110
4165-62-2	Phenol-d5 (Surr)	63		26-110
4165-60-0	Nitrobenzene-d5 (Surr)	56		20-110
367-12-4	2-Fluorophenol (Surr)	66		24-110
321-60-8	2-Fluorobiphenyl (Surr)	65		24-110
118-79-6	2,4,6-Tribromophenol (Surr)	60		10-110

FORM I

GC/MS SEMI VOA ORGANICS ANALYSIS DATA SHEET

Lab Name: TestAmerica Canton | Job No.: 240-28436-1

SDG No.:

Client Sample ID: DR-SB-211-08-10 | Lab Sample ID: 240-28436-18

Matrix: Solid | Lab File ID: 30912010.D

Analysis Method: 8270D | Date Collected: 08/27/2013 14:55

Extract. Method: 3540C | Date Extracted: 09/09/2013 09:43

Sample wt/vol: 30.41(g) | Date Analyzed: 09/12/2013 12:07

Con. Extract Vol.: 2.0(mL) | Dilution Factor: 1

Injection Volume: 1(uL) | Level: (low/med) Low

% Moisture: 11.8 | GPC Cleanup:(Y/N) N

Analysis Batch No.: 101122 | Units: ug/Kg

CAS NO.	COMPOUND NAME	RESULT	Q	RL	MDL
92-52-4	1,1'-Biphenyl	56	U	56	3.9
88-06-2	2,4,6-Trichlorophenol	170	U	170	10
95-95-4	2,4,5-Trichlorophenol	170	U	170	28
120-83-2	2,4-Dichlorophenol	170	U	170	22
105-67-9	2,4-Dimethylphenol	170	U	170	22
51-28-5	2,4-Dinitrophenol	370	U	370	23
121-14-2	2,4-Dinitrotoluene	220	U	220	19
91-58-7	2-Chloronaphthalene	56	U	56	0.50
95-57-8	2-Chlorophenol	56	U	56	9.2
91-57-6	2-Methylnaphthalene	7.5	U	7.5	0.56
95-48-7	2-Methylphenol	220	U	220	12
88-74-4	2-Nitroaniline	220	U	220	10
88-75-5	2-Nitrophenol	56	U	56	9.3
15831-10-4	3 & 4 Methylphenol	450	U	450	22
91-94-1	3,3'-Dichlorobenzidine	110	U	110	20
99-09-2	3-Nitroaniline	220	U	220	18
534-52-1	4,6-Dinitro-2-methylphenol	170	U	170	10
101-55-3	4-Bromophenyl phenyl ether	56	U	56	15
59-50-7	4-Chloro-3-methylphenol	170	U	170	23
106-47-8	4-Chloroaniline	170	U	170	19
7005-72-3	4-Chlorophenyl phenyl ether	56	U	56	15
100-01-6	4-Nitroaniline	220	U	220	29
83-32-9	Acenaphthene	7.5	U	7.5	0.85
208-96-8	Acenaphthylene	7.5	U	7.5	0.39
98-86-2	Acetophenone	110	U	110	10
120-12-7	Anthracene	7.5	U	7.5	0.87
1912-24-9	Atrazine	220	U	220	10
100-52-7	Benzaldehyde	110	U *	110	13
56-55-3	Benzo[a]anthracene	7.5	U	7.5	0.70
50-32-8	Benzo[a]pyrene	7.5	U	7.5	0.72
205-99-2	Benzo[b]fluoranthene	5.2	J	7.5	0.66
191-24-2	Benzo[g,h,i]perylene	7.5	U	7.5	0.39
207-08-9	Benzo[k]fluoranthene	7.5	U	7.5	0.76
111-91-1	Bis(2-chloroethoxy)methane	110	U	110	25

FORM I
GC/MS SEMI VOA ORGANICS ANALYSIS DATA SHEET

Lab Name: TestAmerica Canton | Job No.: 240-28436-1

SDG No.:

Client Sample ID: DR-SB-211-08-10 | Lab Sample ID: 240-28436-18

Matrix: Solid | Lab File ID: 30912010.D

Analysis Method: 8270D | Date Collected: 08/27/2013 14:55

Extract. Method: 3540C | Date Extracted: 09/09/2013 09:43

Sample wt/vol: 30.41(g) | Date Analyzed: 09/12/2013 12:07

Con. Extract Vol.: 2.0(mL) | Dilution Factor: 1

Injection Volume: 1(uL) | Level: (low/med) Low

% Moisture: 11.8 | GPC Cleanup:(Y/N) N

Analysis Batch No.: 101122 | Units: ug/Kg

CAS NO.	COMPOUND NAME	RESULT	Q	RL	MDL
111-44-4	Bis(2-chloroethyl)ether	110	U	110	2.2
117-81-7	Bis(2-ethylhexyl) phthalate	24	J B	78	21
85-68-7	Butyl benzyl phthalate	78	U	78	11
105-60-2	Caprolactam	370	U	370	41
86-74-8	Carbazole	56	U	56	30
218-01-9	Chrysene	7.5	U	7.5	1.2
84-74-2	Di-n-butyl phthalate	20	J B	78	17
117-84-0	Di-n-octyl phthalate	78	U	78	8.8
53-70-3	Dibenzo(a,h)anthracene	7.5	U	7.5	0.74
132-64-9	Dibenzofuran	56	U	56	0.74
84-66-2	Diethyl phthalate	32	J B	78	18
131-11-3	Dimethyl phthalate	78	U	78	19
206-44-0	Fluoranthene	8.9		7.5	0.62
86-73-7	Fluorene	7.5	U	7.5	0.59
118-74-1	Hexachlorobenzene	7.5	U	7.5	2.3
87-68-3	Hexachlorobutadiene	56	U	56	6.3
77-47-4	Hexachlorocyclopentadiene	370	U	370	9.1
67-72-1	Hexachloroethane	56	U	56	10
193-39-5	Indeno[1,2,3-cd]pyrene	7.5	U	7.5	0.39
78-59-1	Isophorone	56	U	56	15
621-64-7	N-Nitrosodi-n-propylamine	56	U	56	7.0
62-75-9	N-Nitrosodimethylamine	110	U	110	18
86-30-6	N-Nitrosodiphenylamine	56	U	56	23
91-20-3	Naphthalene	7.5	U	7.5	0.92
98-95-3	Nitrobenzene	110	U	110	2.5
87-86-5	Pentachlorophenol	170	U	170	10
85-01-8	Phenanthrene	7.9		7.5	0.82
108-95-2	Phenol	56	U	56	8.2
129-00-0	Pyrene	9.0		7.5	0.49
108-60-1	2,2'-oxybis[1-chloropropane]	110	U	110	11
606-20-2	2,6-Dinitrotoluene	220	U	220	23
100-02-7	4-Nitrophenol	370	U	370	19

FORM I

GC/MS SEMI VOA ORGANICS ANALYSIS DATA SHEET

Lab Name: TestAmerica Canton | Job No.: 240-28436-1

SDG No.:

Client Sample ID: DR-SB-211-08-10 | Lab Sample ID: 240-28436-18

Matrix: Solid | Lab File ID: 30912010.D

Analysis Method: 8270D | Date Collected: 08/27/2013 14:55

Extract. Method: 3540C | Date Extracted: 09/09/2013 09:43

Sample wt/vol: 30.41(g) | Date Analyzed: 09/12/2013 12:07

Con. Extract Vol.: 2.0(mL) | Dilution Factor: 1

Injection Volume: 1(uL) | Level: (low/med) Low

% Moisture: 11.8 | GPC Cleanup:(Y/N) N

Analysis Batch No.: 101122 | Units: ug/Kg

CAS NO.	SURROGATE	%REC	Q	LIMITS
1718-51-0	Terphenyl-d14 (Surr)	100		36-110
4165-62-2	Phenol-d5 (Surr)	67		26-110
4165-60-0	Nitrobenzene-d5 (Surr)	62		20-110
367-12-4	2-Fluorophenol (Surr)	69		24-110
321-60-8	2-Fluorobiphenyl (Surr)	67		24-110
118-79-6	2,4,6-Tribromophenol (Surr)	60		10-110

FORM I

GC/MS SEMI VOA ORGANICS ANALYSIS DATA SHEET

Lab Name: TestAmerica Canton | Job No.: 240-28436-1

SDG No.:

Client Sample ID: DR-SB-212-04-06 | Lab Sample ID: 240-28436-19

Matrix: Solid | Lab File ID: 30912011.D

Analysis Method: 8270D | Date Collected: 08/27/2013 13:55

Extract. Method: 3540C | Date Extracted: 09/09/2013 09:43

Sample wt/vol: 30.02(g) | Date Analyzed: 09/12/2013 12:32

Con. Extract Vol.: 2.0(mL) | Dilution Factor: 1

Injection Volume: 1(uL) | Level: (low/med) Low

% Moisture: 13.3 | GPC Cleanup:(Y/N) N

Analysis Batch No.: 101122 | Units: ug/Kg

CAS NO.	COMPOUND NAME	RESULT	Q	RL	MDL
92-52-4	1,1'-Biphenyl	58	U	58	4.0
88-06-2	2,4,6-Trichlorophenol	170	U	170	10
95-95-4	2,4,5-Trichlorophenol	170	U	170	29
120-83-2	2,4-Dichlorophenol	170	U	170	23
105-67-9	2,4-Dimethylphenol	170	U	170	23
51-28-5	2,4-Dinitrophenol	380	U	380	24
121-14-2	2,4-Dinitrotoluene	230	U	230	20
91-58-7	2-Chloronaphthalene	58	U	58	0.52
95-57-8	2-Chlorophenol	58	U	58	9.5
91-57-6	2-Methylnaphthalene	4.0	J	7.7	0.58
95-48-7	2-Methylphenol	230	U	230	13
88-74-4	2-Nitroaniline	230	U	230	10
88-75-5	2-Nitrophenol	58	U	58	9.6
15831-10-4	3 & 4 Methylphenol	460	U	460	23
91-94-1	3,3'-Dichlorobenzidine	120	U	120	21
99-09-2	3-Nitroaniline	230	U	230	18
534-52-1	4,6-Dinitro-2-methylphenol	170	U	170	11
101-55-3	4-Bromophenyl phenyl ether	58	U	58	15
59-50-7	4-Chloro-3-methylphenol	170	U	170	24
106-47-8	4-Chloroaniline	170	U	170	20
7005-72-3	4-Chlorophenyl phenyl ether	58	U	58	15
100-01-6	4-Nitroaniline	230	U	230	30
83-32-9	Acenaphthene	7.7	U	7.7	0.88
208-96-8	Acenaphthylene	7.7	U	7.7	0.40
98-86-2	Acetophenone	120	U	120	11
120-12-7	Anthracene	7.7	U	7.7	0.90
1912-24-9	Atrazine	230	U	230	10
100-52-7	Benzaldehyde	120	U *	120	14
56-55-3	Benzo[a]anthracene	14		7.7	0.73
50-32-8	Benzo[a]pyrene	16		7.7	0.74
205-99-2	Benzo[b]fluoranthene	23		7.7	0.68
191-24-2	Benzo[g,h,i]perylene	14		7.7	0.40
207-08-9	Benzo[k]fluoranthene	6.1	J	7.7	0.78
111-91-1	Bis(2-chloroethoxy)methane	120	U	120	25

FORM I
GC/MS SEMI VOA ORGANICS ANALYSIS DATA SHEET

Lab Name: TestAmerica Canton | Job No.: 240-28436-1

SDG No.:

Client Sample ID: DR-SB-212-04-06 | Lab Sample ID: 240-28436-19

Matrix: Solid | Lab File ID: 30912011.D

Analysis Method: 8270D | Date Collected: 08/27/2013 13:55

Extract. Method: 3540C | Date Extracted: 09/09/2013 09:43

Sample wt/vol: 30.02(g) | Date Analyzed: 09/12/2013 12:32

Con. Extract Vol.: 2.0(mL) | Dilution Factor: 1

Injection Volume: 1(uL) | Level: (low/med) Low

% Moisture: 13.3 | GPC Cleanup:(Y/N) N

Analysis Batch No.: 101122 | Units: ug/Kg

CAS NO.	COMPOUND NAME	RESULT	Q	RL	MDL
111-44-4	Bis(2-chloroethyl)ether	120	U	120	2.3
117-81-7	Bis(2-ethylhexyl) phthalate	25	J B	81	22
85-68-7	Butyl benzyl phthalate	81	U	81	12
105-60-2	Caprolactam	380	U	380	43
86-74-8	Carbazole	58	U	58	31
218-01-9	Chrysene	18		7.7	1.3
84-74-2	Di-n-butyl phthalate	27	J B	81	17
117-84-0	Di-n-octyl phthalate	81	U	81	9.1
53-70-3	Dibenzo(a,h)anthracene	7.7	U	7.7	0.76
132-64-9	Dibenzofuran	58	U	58	0.76
84-66-2	Diethyl phthalate	33	J B	81	18
131-11-3	Dimethyl phthalate	81	U	81	20
206-44-0	Fluoranthene	27		7.7	0.63
86-73-7	Fluorene	7.7	U	7.7	0.61
118-74-1	Hexachlorobenzene	7.7	U	7.7	2.4
87-68-3	Hexachlorobutadiene	58	U	58	6.5
77-47-4	Hexachlorocyclopentadiene	380	U	380	9.3
67-72-1	Hexachloroethane	58	U	58	10
193-39-5	Indeno[1,2,3-cd]pyrene	11		7.7	0.40
78-59-1	Isophorone	58	U	58	15
621-64-7	N-Nitrosodi-n-propylamine	58	U	58	7.3
62-75-9	N-Nitrosodimethylamine	120	U	120	18
86-30-6	N-Nitrosodiphenylamine	58	U	58	24
91-20-3	Naphthalene	4.5	J	7.7	0.95
98-95-3	Nitrobenzene	120	U	120	2.5
87-86-5	Pentachlorophenol	170	U	170	10
85-01-8	Phenanthrene	12		7.7	0.84
108-95-2	Phenol	58	U	58	8.4
129-00-0	Pyrene	25		7.7	0.51
108-60-1	2,2'-oxybis[1-chloropropane]	120	U	120	11
606-20-2	2,6-Dinitrotoluene	230	U	230	24
100-02-7	4-Nitrophenol	380	U	380	20

FORM I

GC/MS SEMI VOA ORGANICS ANALYSIS DATA SHEET

Lab Name: TestAmerica Canton Job No.: 240-28436-1

SDG No.:

Client Sample ID: DR-SB-212-04-06 Lab Sample ID: 240-28436-19

Matrix: Solid Lab File ID: 30912011.D

Analysis Method: 8270D Date Collected: 08/27/2013 13:55

Extract. Method: 3540C Date Extracted: 09/09/2013 09:43

Sample wt/vol: 30.02(g) Date Analyzed: 09/12/2013 12:32

Con. Extract Vol.: 2.0(mL) Dilution Factor: 1

Injection Volume: 1(uL) Level: (low/med) Low

% Moisture: 13.3 GPC Cleanup:(Y/N) N

Analysis Batch No.: 101122 Units: ug/Kg

CAS NO.	SURROGATE	%REC	Q	LIMITS
1718-51-0	Terphenyl-d14 (Surr)	91		36-110
4165-62-2	Phenol-d5 (Surr)	68		26-110
4165-60-0	Nitrobenzene-d5 (Surr)	61		20-110
367-12-4	2-Fluorophenol (Surr)	70		24-110
321-60-8	2-Fluorobiphenyl (Surr)	68		24-110
118-79-6	2,4,6-Tribromophenol (Surr)	64		10-110

FORM I

GC/MS SEMI VOA ORGANICS ANALYSIS DATA SHEET

Lab Name: TestAmerica Canton Job No.: 240-28436-1

SDG No.:

Client Sample ID: DR-SB-212-11-13 Lab Sample ID: 240-28436-20

Matrix: Solid Lab File ID: 30912009.D

Analysis Method: 8270D Date Collected: 08/27/2013 14:15

Extract. Method: 3540C Date Extracted: 09/09/2013 09:43

Sample wt/vol: 30.15(g) Date Analyzed: 09/12/2013 11:43

Con. Extract Vol.: 2.0(mL) Dilution Factor: 1

Injection Volume: 1(uL) Level: (low/med) Low

% Moisture: 9.8 GPC Cleanup:(Y/N) N

Analysis Batch No.: 101122 Units: ug/Kg

CAS NO.	COMPOUND NAME	RESULT	Q	RL	MDL
92-52-4	1,1'-Biphenyl	55	U	55	3.9
88-06-2	2,4,6-Trichlorophenol	170	U	170	9.8
95-95-4	2,4,5-Trichlorophenol	170	U	170	28
120-83-2	2,4-Dichlorophenol	170	U	170	22
105-67-9	2,4-Dimethylphenol	170	U	170	22
51-28-5	2,4-Dinitrophenol	360	U	360	23
121-14-2	2,4-Dinitrotoluene	220	U	220	19
91-58-7	2-Chloronaphthalene	55	U	55	0.50
95-57-8	2-Chlorophenol	55	U	55	9.0
91-57-6	2-Methylnaphthalene	7.0	J	7.4	0.55
95-48-7	2-Methylphenol	220	U	220	12
88-74-4	2-Nitroaniline	220	U	220	10
88-75-5	2-Nitrophenol	55	U	55	9.2
15831-10-4	3 & 4 Methylphenol	440	U	440	22
91-94-1	3,3'-Dichlorobenzidine	110	U	110	20
99-09-2	3-Nitroaniline	220	U	220	18
534-52-1	4,6-Dinitro-2-methylphenol	170	U	170	10
101-55-3	4-Bromophenyl phenyl ether	55	U	55	14
59-50-7	4-Chloro-3-methylphenol	170	U	170	23
106-47-8	4-Chloroaniline	170	U	170	19
7005-72-3	4-Chlorophenyl phenyl ether	55	U	55	14
100-01-6	4-Nitroaniline	220	U	220	29
83-32-9	Acenaphthene	9.6		7.4	0.84
208-96-8	Acenaphthylene	7.4	U	7.4	0.39
98-86-2	Acetophenone	14	J	110	10
120-12-7	Anthracene	22		7.4	0.86
1912-24-9	Atrazine	220	U	220	10
100-52-7	Benzaldehyde	110	U *	110	13
56-55-3	Benzo[a]anthracene	130		7.4	0.70
50-32-8	Benzo[a]pyrene	120		7.4	0.71
205-99-2	Benzo[b]fluoranthene	190		7.4	0.65
191-24-2	Benzo[g,h,i]perylene	93		7.4	0.39
207-08-9	Benzo[k]fluoranthene	82		7.4	0.75
111-91-1	Bis(2-chloroethoxy)methane	110	U	110	24

FORM I
GC/MS SEMI VOA ORGANICS ANALYSIS DATA SHEET

Lab Name: TestAmerica Canton | Job No.: 240-28436-1

SDG No.:

Client Sample ID: DR-SB-212-11-13 | Lab Sample ID: 240-28436-20

Matrix: Solid | Lab File ID: 30912009.D

Analysis Method: 8270D | Date Collected: 08/27/2013 14:15

Extract. Method: 3540C | Date Extracted: 09/09/2013 09:43

Sample wt/vol: 30.15(g) | Date Analyzed: 09/12/2013 11:43

Con. Extract Vol.: 2.0(mL) | Dilution Factor: 1

Injection Volume: 1(uL) | Level: (low/med) Low

% Moisture: 9.8 | GPC Cleanup:(Y/N) N

Analysis Batch No.: 101122 | Units: ug/Kg

CAS NO.	COMPOUND NAME	RESULT	Q	RL	MDL
111-44-4	Bis(2-chloroethyl)ether	110	U	110	2.2
117-81-7	Bis(2-ethylhexyl) phthalate	77	U	77	21
85-68-7	Butyl benzyl phthalate	77	U	77	11
105-60-2	Caprolactam	360	U	360	41
86-74-8	Carbazole	55	U	55	30
218-01-9	Chrysene	150		7.4	1.2
84-74-2	Di-n-butyl phthalate	71	J B	77	17
117-84-0	Di-n-octyl phthalate	77	U	77	8.7
53-70-3	Dibenzo(a,h)anthracene	25		7.4	0.73
132-64-9	Dibenzofuran	5.8	J	55	0.73
84-66-2	Diethyl phthalate	33	J B	77	18
131-11-3	Dimethyl phthalate	77	U	77	19
206-44-0	Fluoranthene	260		7.4	0.61
86-73-7	Fluorene	12		7.4	0.58
118-74-1	Hexachlorobenzene	7.4	U	7.4	2.3
87-68-3	Hexachlorobutadiene	55	U	55	6.2
77-47-4	Hexachlorocyclopentadiene	360	U	360	8.9
67-72-1	Hexachloroethane	55	U	55	9.9
193-39-5	Indeno[1,2,3-cd]pyrene	76		7.4	0.39
78-59-1	Isophorone	55	U	55	14
621-64-7	N-Nitrosodi-n-propylamine	55	U	55	7.0
62-75-9	N-Nitrosodimethylamine	110	U	110	18
86-30-6	N-Nitrosodiphenylamine	55	U	55	23
91-20-3	Naphthalene	24		7.4	0.90
98-95-3	Nitrobenzene	110	U	110	2.4
87-86-5	Pentachlorophenol	170	U	170	10
85-01-8	Phenanthrene	100		7.4	0.81
108-95-2	Phenol	55	U	55	8.1
129-00-0	Pyrene	230		7.4	0.49
108-60-1	2,2'-oxybis[1-chloropropane]	110	U	110	10
606-20-2	2,6-Dinitrotoluene	220	U	220	23
100-02-7	4-Nitrophenol	360	U	360	19

FORM I

GC/MS SEMI VOA ORGANICS ANALYSIS DATA SHEET

Lab Name: TestAmerica Canton Job No.: 240-28436-1

SDG No.:

Client Sample ID: DR-SB-212-11-13 Lab Sample ID: 240-28436-20

Matrix: Solid Lab File ID: 30912009.D

Analysis Method: 8270D Date Collected: 08/27/2013 14:15

Extract. Method: 3540C Date Extracted: 09/09/2013 09:43

Sample wt/vol: 30.15(g) Date Analyzed: 09/12/2013 11:43

Con. Extract Vol.: 2.0(mL) Dilution Factor: 1

Injection Volume: 1(uL) Level: (low/med) Low

% Moisture: 9.8 GPC Cleanup:(Y/N) N

Analysis Batch No.: 101122 Units: ug/Kg

CAS NO.	SURROGATE	%REC	Q	LIMITS
1718-51-0	Terphenyl-d14 (Surr)	87		36-110
4165-62-2	Phenol-d5 (Surr)	64		26-110
4165-60-0	Nitrobenzene-d5 (Surr)	59		20-110
367-12-4	2-Fluorophenol (Surr)	68		24-110
321-60-8	2-Fluorobiphenyl (Surr)	65		24-110
118-79-6	2,4,6-Tribromophenol (Surr)	68		10-110

FORM I

GC/MS SEMI VOA ORGANICS ANALYSIS DATA SHEET

Lab Name: TestAmerica Canton | Job No.: 240-28436-1

SDG No.:

Client Sample ID: DR-SB-DUP01-0406 | Lab Sample ID: 240-28436-22

Matrix: Solid | Lab File ID: 30912019.D

Analysis Method: 8270D | Date Collected: 08/27/2013 12:15

Extract. Method: 3540C | Date Extracted: 09/09/2013 09:43

Sample wt/vol: 30.39(g) | Date Analyzed: 09/12/2013 15:51

Con. Extract Vol.: 2.0(mL) | Dilution Factor: 1

Injection Volume: 1(uL) | Level: (low/med) Low

% Moisture: 10.7 | GPC Cleanup:(Y/N) N

Analysis Batch No.: 101122 | Units: ug/Kg

CAS NO.	COMPOUND NAME	RESULT	Q	RL	MDL
92-52-4	1,1'-Biphenyl	55	U	55	3.9
88-06-2	2,4,6-Trichlorophenol	170	U	170	9.8
95-95-4	2,4,5-Trichlorophenol	170	U	170	28
120-83-2	2,4-Dichlorophenol	170	U	170	22
105-67-9	2,4-Dimethylphenol	170	U	170	22
51-28-5	2,4-Dinitrophenol	360	U	360	23
121-14-2	2,4-Dinitrotoluene	220	U	220	19
91-58-7	2-Chloronaphthalene	55	U	55	0.50
95-57-8	2-Chlorophenol	55	U	55	9.1
91-57-6	2-Methylnaphthalene	7.4	U	7.4	0.55
95-48-7	2-Methylphenol	220	U	220	12
88-74-4	2-Nitroaniline	220	U	220	10
88-75-5	2-Nitrophenol	55	U	55	9.2
15831-10-4	3 & 4 Methylphenol	440	U	440	22
91-94-1	3,3'-Dichlorobenzidine	110	U	110	20
99-09-2	3-Nitroaniline	220	U	220	18
534-52-1	4,6-Dinitro-2-methylphenol	170	U	170	10
101-55-3	4-Bromophenyl phenyl ether	55	U	55	14
59-50-7	4-Chloro-3-methylphenol	170	U	170	23
106-47-8	4-Chloroaniline	170	U	170	19
7005-72-3	4-Chlorophenyl phenyl ether	55	U	55	14
100-01-6	4-Nitroaniline	220	U	220	29
83-32-9	Acenaphthene	9.0		7.4	0.84
208-96-8	Acenaphthylene	7.4	U	7.4	0.39
98-86-2	Acetophenone	110	U	110	10
120-12-7	Anthracene	13		7.4	0.86
1912-24-9	Atrazine	220	U	220	10
100-52-7	Benzaldehyde	110	U *	110	13
56-55-3	Benzo[a]anthracene	14		7.4	0.70
50-32-8	Benzo[a]pyrene	13		7.4	0.71
205-99-2	Benzo[b]fluoranthene	16		7.4	0.65
191-24-2	Benzo[g,h,i]perylene	8.6		7.4	0.39
207-08-9	Benzo[k]fluoranthene	5.8	J	7.4	0.75
111-91-1	Bis(2-chloroethoxy)methane	110	U	110	24

FORM I

GC/MS SEMI VOA ORGANICS ANALYSIS DATA SHEET

Lab Name: TestAmerica Canton | Job No.: 240-28436-1

SDG No.:

Client Sample ID: DR-SB-DUP01-0406 | Lab Sample ID: 240-28436-22

Matrix: Solid | Lab File ID: 30912019.D

Analysis Method: 8270D | Date Collected: 08/27/2013 12:15

Extract. Method: 3540C | Date Extracted: 09/09/2013 09:43

Sample wt/vol: 30.39(g) | Date Analyzed: 09/12/2013 15:51

Con. Extract Vol.: 2.0(mL) | Dilution Factor: 1

Injection Volume: 1(uL) | Level: (low/med) Low

% Moisture: 10.7 | GPC Cleanup:(Y/N) N

Analysis Batch No.: 101122 | Units: ug/Kg

CAS NO.	COMPOUND NAME	RESULT	Q	RL	MDL
111-44-4	Bis(2-chloroethyl)ether	110	U	110	2.2
117-81-7	Bis(2-ethylhexyl) phthalate	77	U	77	21
85-68-7	Butyl benzyl phthalate	77	U	77	11
105-60-2	Caprolactam	360	U	360	41
86-74-8	Carbazole	55	U	55	30
218-01-9	Chrysene	16		7.4	1.2
84-74-2	Di-n-butyl phthalate	19	J B	77	17
117-84-0	Di-n-octyl phthalate	77	U	77	8.7
53-70-3	Dibenzo(a,h)anthracene	7.4	U	7.4	0.73
132-64-9	Dibenzofuran	3.7	J	55	0.73
84-66-2	Diethyl phthalate	77	U	77	18
131-11-3	Dimethyl phthalate	77	U	77	19
206-44-0	Fluoranthene	28		7.4	0.61
86-73-7	Fluorene	17		7.4	0.59
118-74-1	Hexachlorobenzene	7.4	U	7.4	2.3
87-68-3	Hexachlorobutadiene	55	U	55	6.2
77-47-4	Hexachlorocyclopentadiene	360	U	360	9.0
67-72-1	Hexachloroethane	55	U	55	9.9
193-39-5	Indeno[1,2,3-cd]pyrene	8.2		7.4	0.39
78-59-1	Isophorone	55	U	55	14
621-64-7	N-Nitrosodi-n-propylamine	55	U	55	7.0
62-75-9	N-Nitrosodimethylamine	110	U	110	18
86-30-6	N-Nitrosodiphenylamine	55	U	55	23
91-20-3	Naphthalene	7.4	U	7.4	0.91
98-95-3	Nitrobenzene	110	U	110	2.4
87-86-5	Pentachlorophenol	170	U	170	10
85-01-8	Phenanthrene	10		7.4	0.81
108-95-2	Phenol	55	U	55	8.1
129-00-0	Pyrene	30		7.4	0.49
108-60-1	2,2'-oxybis[1-chloropropane]	110	U	110	11
606-20-2	2,6-Dinitrotoluene	220	U	220	23
100-02-7	4-Nitrophenol	360	U	360	19

FORM I
GC/MS SEMI VOA ORGANICS ANALYSIS DATA SHEET

Lab Name: TestAmerica Canton | Job No.: 240-28436-1

SDG No.:

Client Sample ID: DR-SB-DUP01-0406 | Lab Sample ID: 240-28436-22

Matrix: Solid | Lab File ID: 30912019.D

Analysis Method: 8270D | Date Collected: 08/27/2013 12:15

Extract. Method: 3540C | Date Extracted: 09/09/2013 09:43

Sample wt/vol: 30.39(g) | Date Analyzed: 09/12/2013 15:51

Con. Extract Vol.: 2.0(mL) | Dilution Factor: 1

Injection Volume: 1(uL) | Level: (low/med) Low

% Moisture: 10.7 | GPC Cleanup:(Y/N) N

Analysis Batch No.: 101122 | Units: ug/Kg

CAS NO.	SURROGATE	%REC	Q	LIMITS
1718-51-0	Terphenyl-d14 (Surr)	93		36-110
4165-62-2	Phenol-d5 (Surr)	54		26-110
4165-60-0	Nitrobenzene-d5 (Surr)	48		20-110
367-12-4	2-Fluorophenol (Surr)	54		24-110
321-60-8	2-Fluorobiphenyl (Surr)	56		24-110
118-79-6	2,4,6-Tribromophenol (Surr)	57		10-110

FORM I
GC VOA ORGANICS ANALYSIS DATA SHEET

Lab Name: TestAmerica Canton Job No.: 240-28436-1

SDG No.:

Client Sample ID: DR-SB-202-02-04 Lab Sample ID: 240-28436-1

Matrix: Solid Lab File ID: YF083017.D

Analysis Method: 8015C Date Collected: 08/27/2013 09:30

Sample wt/vol: 4.96(g) Date Analyzed: 08/30/2013 22:10

Soil Aliquot Vol: Dilution Factor: 1

Soil Extract Vol.: GC Column: RTX-VRX ID: 0.45(mm)

% Moisture: 14.8 Level: (low/med) Low

Analysis Batch No.: 99707 Units: ug/Kg

CAS NO.	COMPOUND NAME	RESULT	Q	RL	MDL
8006-61-9	Total Petroleum Hydrocarbons (C6-C10)	83	J	120	54

CAS NO.	SURROGATE	%REC	Q	LIMITS
98-08-8	Trifluorotoluene (Surr)	84		10-150

FORM I
GC VOA ORGANICS ANALYSIS DATA SHEET

Lab Name: TestAmerica Canton Job No.: 240-28436-1

SDG No.:

Client Sample ID: DR-SB-202-06-08 Lab Sample ID: 240-28436-2

Matrix: Solid Lab File ID: YF083020.D

Analysis Method: 8015C Date Collected: 08/27/2013 09:35

Sample wt/vol: 4.99(g) Date Analyzed: 08/31/2013 00:15

Soil Aliquot Vol: Dilution Factor: 1

Soil Extract Vol.: GC Column: RTX-VRX ID: 0.45(mm)

% Moisture: 6.2 Level: (low/med) Low

Analysis Batch No.: 99707 Units: ug/Kg

CAS NO.	COMPOUND NAME	RESULT	Q	RL	MDL
8006-61-9	Total Petroleum Hydrocarbons (C6-C10)	110	U	110	49

CAS NO.	SURROGATE	%REC	Q	LIMITS
98-08-8	Trifluorotoluene (Surr)	85		10-150

FORM I
GC VOA ORGANICS ANALYSIS DATA SHEET

Lab Name: TestAmerica Canton Job No.: 240-28436-1

SDG No.:

Client Sample ID: DR-SB-204-02-04 Lab Sample ID: 240-28436-3

Matrix: Solid Lab File ID: YF083021.D

Analysis Method: 8015C Date Collected: 08/27/2013 10:25

Sample wt/vol: 5.23(g) Date Analyzed: 08/31/2013 00:57

Soil Aliquot Vol: Dilution Factor: 1

Soil Extract Vol.: GC Column: RTX-VRX ID: 0.45(mm)

% Moisture: 12.6 Level: (low/med) Low

Analysis Batch No.: 99707 Units: ug/Kg

CAS NO.	COMPOUND NAME	RESULT	Q	RL	MDL
8006-61-9	Total Petroleum Hydrocarbons (C6-C10)	110	U	110	50

CAS NO.	SURROGATE	%REC	Q	LIMITS
98-08-8	Trifluorotoluene (Surr)	84		10-150

FORM I
GC VOA ORGANICS ANALYSIS DATA SHEET

Lab Name: TestAmerica Canton Job No.: 240-28436-1

SDG No.:

Client Sample ID: DR-SB-204-08-10 Lab Sample ID: 240-28436-4

Matrix: Solid Lab File ID: YF083022.D

Analysis Method: 8015C Date Collected: 08/27/2013 10:30

Sample wt/vol: 5.03(g) Date Analyzed: 08/31/2013 01:38

Soil Aliquot Vol: Dilution Factor: 1

Soil Extract Vol.: GC Column: RTX-VRX ID: 0.45(mm)

% Moisture: 15.5 Level: (low/med) Low

Analysis Batch No.: 99707 Units: ug/Kg

CAS NO.	COMPOUND NAME	RESULT	Q	RL	MDL
8006-61-9	Total Petroleum Hydrocarbons (C6-C10)	79	J	120	54

CAS NO.	SURROGATE	%REC	Q	LIMITS
98-08-8	Trifluorotoluene (Surr)	88		10-150

FORM I
GC VOA ORGANICS ANALYSIS DATA SHEET

Lab Name: TestAmerica Canton Job No.: 240-28436-1

SDG No.:

Client Sample ID: DR-SB-205-06-08 Lab Sample ID: 240-28436-5

Matrix: Solid Lab File ID: YF083023.D

Analysis Method: 8015C Date Collected: 08/27/2013 09:50

Sample wt/vol: 5.07(g) Date Analyzed: 08/31/2013 02:20

Soil Aliquot Vol: Dilution Factor: 1

Soil Extract Vol.: GC Column: RTX-VRX ID: 0.45(mm)

% Moisture: 12.6 Level: (low/med) Low

Analysis Batch No.: 99707 Units: ug/Kg

CAS NO.	COMPOUND NAME	RESULT	Q	RL	MDL
8006-61-9	Total Petroleum Hydrocarbons (C6-C10)	330		110	52

CAS NO.	SURROGATE	%REC	Q	LIMITS
98-08-8	Trifluorotoluene (Surr)	76		10-150

FORM I
GC VOA ORGANICS ANALYSIS DATA SHEET

Lab Name: TestAmerica Canton Job No.: 240-28436-1

SDG No.:

Client Sample ID: DR-SB-205-10-12 Lab Sample ID: 240-28436-6

Matrix: Solid Lab File ID: YF083025.D

Analysis Method: 8015C Date Collected: 08/27/2013 10:05

Sample wt/vol: 4.95(g) Date Analyzed: 08/31/2013 03:43

Soil Aliquot Vol: Dilution Factor: 1

Soil Extract Vol.: GC Column: RTX-VRX ID: 0.45(mm)

% Moisture: 17.8 Level: (low/med) Low

Analysis Batch No.: 99707 Units: ug/Kg

CAS NO.	COMPOUND NAME	RESULT	Q	RL	MDL
8006-61-9	Total Petroleum Hydrocarbons (C6-C10)	120	U	120	57

CAS NO.	SURROGATE	%REC	Q	LIMITS
98-08-8	Trifluorotoluene (Surr)	79		10-150

FORM I
GC VOA ORGANICS ANALYSIS DATA SHEET

Lab Name: TestAmerica Canton Job No.: 240-28436-1

SDG No.:

Client Sample ID: DR-SB-206-04-06 Lab Sample ID: 240-28436-7

Matrix: Solid Lab File ID: YF083026.D

Analysis Method: 8015C Date Collected: 08/27/2013 11:05

Sample wt/vol: 5.02(g) Date Analyzed: 08/31/2013 04:24

Soil Aliquot Vol: Dilution Factor: 1

Soil Extract Vol.: GC Column: RTX-VRX ID: 0.45(mm)

% Moisture: 15.4 Level: (low/med) Low

Analysis Batch No.: 99707 Units: ug/Kg

CAS NO.	COMPOUND NAME	RESULT	Q	RL	MDL
8006-61-9	Total Petroleum Hydrocarbons (C6-C10)	120	U	120	54

CAS NO.	SURROGATE	%REC	Q	LIMITS
98-08-8	Trifluorotoluene (Surr)	82		10-150

FORM I
GC VOA ORGANICS ANALYSIS DATA SHEET

Lab Name: TestAmerica Canton Job No.: 240-28436-1

SDG No.:

Client Sample ID: DR-SB-206-08-10 Lab Sample ID: 240-28436-8

Matrix: Solid Lab File ID: YF083027.D

Analysis Method: 8015C Date Collected: 08/27/2013 11:10

Sample wt/vol: 5.11(g) Date Analyzed: 08/31/2013 05:05

Soil Aliquot Vol: Dilution Factor: 1

Soil Extract Vol.: GC Column: RTX-VRX ID: 0.45(mm)

% Moisture: 12.5 Level: (low/med) Low

Analysis Batch No.: 99707 Units: ug/Kg

CAS NO.	COMPOUND NAME	RESULT	Q	RL	MDL
8006-61-9	Total Petroleum Hydrocarbons (C6-C10)	110	U	110	51

CAS NO.	SURROGATE	%REC	Q	LIMITS
98-08-8	Trifluorotoluene (Surr)	86		10-150

FORM I
GC VOA ORGANICS ANALYSIS DATA SHEET

Lab Name: TestAmerica Canton Job No.: 240-28436-1

SDG No.:

Client Sample ID: DR-SB-207-02-04 Lab Sample ID: 240-28436-9

Matrix: Solid Lab File ID: YF083028.D

Analysis Method: 8015C Date Collected: 08/27/2013 11:10

Sample wt/vol: 5.18(g) Date Analyzed: 08/31/2013 05:46

Soil Aliquot Vol: Dilution Factor: 1

Soil Extract Vol.: GC Column: RTX-VRX ID: 0.45(mm)

% Moisture: 13.5 Level: (low/med) Low

Analysis Batch No.: 99707 Units: ug/Kg

CAS NO.	COMPOUND NAME	RESULT	Q	RL	MDL
8006-61-9	Total Petroleum Hydrocarbons (C6-C10)	110	U	110	51

CAS NO.	SURROGATE	%REC	Q	LIMITS
98-08-8	Trifluorotoluene (Surr)	83		10-150

FORM I
GC VOA ORGANICS ANALYSIS DATA SHEET

Lab Name: TestAmerica Canton Job No.: 240-28436-1

SDG No.:

Client Sample ID: DR-SB-207-10-12 Lab Sample ID: 240-28436-10

Matrix: Solid Lab File ID: YF083029.D

Analysis Method: 8015C Date Collected: 08/27/2013 11:00

Sample wt/vol: 5.20(g) Date Analyzed: 08/31/2013 06:26

Soil Aliquot Vol: Dilution Factor: 1

Soil Extract Vol.: GC Column: RTX-VRX ID: 0.45(mm)

% Moisture: 10.7 Level: (low/med) Low

Analysis Batch No.: 99707 Units: ug/Kg

CAS NO.	COMPOUND NAME	RESULT	Q	RL	MDL
8006-61-9	Total Petroleum Hydrocarbons (C6-C10)	110	U	110	50

CAS NO.	SURROGATE	%REC	Q	LIMITS
98-08-8	Trifluorotoluene (Surr)	73		10-150

FORM I
GC VOA ORGANICS ANALYSIS DATA SHEET

Lab Name: TestAmerica Canton Job No.: 240-28436-1

SDG No.:

Client Sample ID: DR-SB-208-04-06 Lab Sample ID: 240-28436-11

Matrix: Solid Lab File ID: YF083030.D

Analysis Method: 8015C Date Collected: 08/27/2013 12:00

Sample wt/vol: 5.19(g) Date Analyzed: 08/31/2013 07:06

Soil Aliquot Vol: Dilution Factor: 1

Soil Extract Vol.: GC Column: RTX-VRX ID: 0.45(mm)

% Moisture: 7.2 Level: (low/med) Low

Analysis Batch No.: 99707 Units: ug/Kg

CAS NO.	COMPOUND NAME	RESULT	Q	RL	MDL
8006-61-9	Total Petroleum Hydrocarbons (C6-C10)	100	U	100	48

CAS NO.	SURROGATE	%REC	Q	LIMITS
98-08-8	Trifluorotoluene (Surr)	84		10-150

FORM I
GC VOA ORGANICS ANALYSIS DATA SHEET

Lab Name: TestAmerica Canton Job No.: 240-28436-1

SDG No.:

Client Sample ID: DR-SB-208-08-10 Lab Sample ID: 240-28436-12

Matrix: Solid Lab File ID: YF083031.D

Analysis Method: 8015C Date Collected: 08/27/2013 12:05

Sample wt/vol: 5.06(g) Date Analyzed: 08/31/2013 07:46

Soil Aliquot Vol: Dilution Factor: 1

Soil Extract Vol.: GC Column: RTX-VRX ID: 0.45(mm)

% Moisture: 12.3 Level: (low/med) Low

Analysis Batch No.: 99707 Units: ug/Kg

CAS NO.	COMPOUND NAME	RESULT	Q	RL	MDL
8006-61-9	Total Petroleum Hydrocarbons (C6-C10)	110	U	110	52

CAS NO.	SURROGATE	%REC	Q	LIMITS
98-08-8	Trifluorotoluene (Surr)	85		10-150

FORM I
GC VOA ORGANICS ANALYSIS DATA SHEET

Lab Name: TestAmerica Canton Job No.: 240-28436-1

SDG No.:

Client Sample ID: DR-SB-209-04-06 Lab Sample ID: 240-28436-13

Matrix: Solid Lab File ID: YF083032.D

Analysis Method: 8015C Date Collected: 08/27/2013 13:50

Sample wt/vol: 5.04(g) Date Analyzed: 08/31/2013 08:26

Soil Aliquot Vol: Dilution Factor: 1

Soil Extract Vol.: GC Column: RTX-VRX ID: 0.45(mm)

% Moisture: 10.3 Level: (low/med) Low

Analysis Batch No.: 99707 Units: ug/Kg

CAS NO.	COMPOUND NAME	RESULT	Q	RL	MDL
8006-61-9	Total Petroleum Hydrocarbons (C6-C10)	110	U	110	51

CAS NO.	SURROGATE	%REC	Q	LIMITS
98-08-8	Trifluorotoluene (Surr)	83		10-150

FORM I
GC VOA ORGANICS ANALYSIS DATA SHEET

Lab Name: TestAmerica Canton Job No.: 240-28436-1

SDG No.:

Client Sample ID: DR-SB-209-08-10 Lab Sample ID: 240-28436-14

Matrix: Solid Lab File ID: YF083034.D

Analysis Method: 8015C Date Collected: 08/27/2013 13:55

Sample wt/vol: 5.08(g) Date Analyzed: 08/31/2013 09:46

Soil Aliquot Vol: Dilution Factor: 1

Soil Extract Vol.: GC Column: RTX-VRX ID: 0.45(mm)

% Moisture: 13.8 Level: (low/med) Low

Analysis Batch No.: 99707 Units: ug/Kg

CAS NO.	COMPOUND NAME	RESULT	Q	RL	MDL
8006-61-9	Total Petroleum Hydrocarbons (C6-C10)	110	U	110	52

CAS NO.	SURROGATE	%REC	Q	LIMITS
98-08-8	Trifluorotoluene (Surr)	80		10-150

FORM I
GC VOA ORGANICS ANALYSIS DATA SHEET

Lab Name: TestAmerica Canton Job No.: 240-28436-1

SDG No.:

Client Sample ID: DR-SB-210-04-06 Lab Sample ID: 240-28436-15

Matrix: Solid Lab File ID: YF083035.D

Analysis Method: 8015C Date Collected: 08/27/2013 12:10

Sample wt/vol: 5.05(g) Date Analyzed: 08/31/2013 10:26

Soil Aliquot Vol: Dilution Factor: 1

Soil Extract Vol.: GC Column: RTX-VRX ID: 0.45(mm)

% Moisture: 10.5 Level: (low/med) Low

Analysis Batch No.: 99707 Units: ug/Kg

CAS NO.	COMPOUND NAME	RESULT	Q	RL	MDL
8006-61-9	Total Petroleum Hydrocarbons (C6-C10)	110	U	110	51

CAS NO.	SURROGATE	%REC	Q	LIMITS
98-08-8	Trifluorotoluene (Surr)	82		10-150

FORM I
GC VOA ORGANICS ANALYSIS DATA SHEET

Lab Name: TestAmerica Canton Job No.: 240-28436-1

SDG No.:

Client Sample ID: DR-SB-210-12-13 Lab Sample ID: 240-28436-16

Matrix: Solid Lab File ID: YF083036.D

Analysis Method: 8015C Date Collected: 08/27/2013 12:45

Sample wt/vol: 5.07(g) Date Analyzed: 08/31/2013 11:07

Soil Aliquot Vol: Dilution Factor: 1

Soil Extract Vol.: GC Column: RTX-VRX ID: 0.45(mm)

% Moisture: 11.8 Level: (low/med) Low

Analysis Batch No.: 99707 Units: ug/Kg

CAS NO.	COMPOUND NAME	RESULT	Q	RL	MDL
8006-61-9	Total Petroleum Hydrocarbons (C6-C10)	110	U	110	51

CAS NO.	SURROGATE	%REC	Q	LIMITS
98-08-8	Trifluorotoluene (Surr)	78		10-150

FORM I
GC VOA ORGANICS ANALYSIS DATA SHEET

Lab Name: TestAmerica Canton Job No.: 240-28436-1

SDG No.:

Client Sample ID: DR-SB-211-04-06 Lab Sample ID: 240-28436-17

Matrix: Solid Lab File ID: YF083037.D

Analysis Method: 8015C Date Collected: 08/27/2013 14:50

Sample wt/vol: 5.06(g) Date Analyzed: 08/31/2013 11:47

Soil Aliquot Vol: Dilution Factor: 1

Soil Extract Vol.: GC Column: RTX-VRX ID: 0.45(mm)

% Moisture: 11.7 Level: (low/med) Low

Analysis Batch No.: 99707 Units: ug/Kg

CAS NO.	COMPOUND NAME	RESULT	Q	RL	MDL
8006-61-9	Total Petroleum Hydrocarbons (C6-C10)	110	U	110	51

CAS NO.	SURROGATE	%REC	Q	LIMITS
98-08-8	Trifluorotoluene (Surr)	82		10-150

FORM I
GC VOA ORGANICS ANALYSIS DATA SHEET

Lab Name: TestAmerica Canton Job No.: 240-28436-1

SDG No.:

Client Sample ID: DR-SB-211-08-10 Lab Sample ID: 240-28436-18

Matrix: Solid Lab File ID: YF083038.D

Analysis Method: 8015C Date Collected: 08/27/2013 14:55

Sample wt/vol: 4.99(g) Date Analyzed: 08/31/2013 12:27

Soil Aliquot Vol: Dilution Factor: 1

Soil Extract Vol.: GC Column: RTX-VRX ID: 0.45(mm)

% Moisture: 11.8 Level: (low/med) Low

Analysis Batch No.: 99707 Units: ug/Kg

CAS NO.	COMPOUND NAME	RESULT	Q	RL	MDL
8006-61-9	Total Petroleum Hydrocarbons (C6-C10)	110	U	110	52

CAS NO.	SURROGATE	%REC	Q	LIMITS
98-08-8	Trifluorotoluene (Surr)	78		10-150

FORM I
GC VOA ORGANICS ANALYSIS DATA SHEET

Lab Name: TestAmerica Canton Job No.: 240-28436-1

SDG No.:

Client Sample ID: DR-SB-212-04-06 Lab Sample ID: 240-28436-19

Matrix: Solid Lab File ID: YF083039.D

Analysis Method: 8015C Date Collected: 08/27/2013 13:55

Sample wt/vol: 5.28(g) Date Analyzed: 08/31/2013 13:06

Soil Aliquot Vol: Dilution Factor: 1

Soil Extract Vol.: GC Column: RTX-VRX ID: 0.45(mm)

% Moisture: 13.3 Level: (low/med) Low

Analysis Batch No.: 99707 Units: ug/Kg

CAS NO.	COMPOUND NAME	RESULT	Q	RL	MDL
8006-61-9	Total Petroleum Hydrocarbons (C6-C10)	110	U	110	50

CAS NO.	SURROGATE	%REC	Q	LIMITS
98-08-8	Trifluorotoluene (Surr)	79		10-150

FORM I
GC VOA ORGANICS ANALYSIS DATA SHEET

Lab Name: TestAmerica Canton Job No.: 240-28436-1

SDG No.:

Client Sample ID: DR-SB-212-11-13 Lab Sample ID: 240-28436-20

Matrix: Solid Lab File ID: YF090407.D

Analysis Method: 8015C Date Collected: 08/27/2013 14:15

Sample wt/vol: 3.05(g) Date Analyzed: 09/04/2013 17:54

Soil Aliquot Vol: Dilution Factor: 1

Soil Extract Vol.: GC Column: RTX-VRX ID: 0.45(mm)

% Moisture: 9.8 Level: (low/med) Low

Analysis Batch No.: 100117 Units: ug/Kg

CAS NO.	COMPOUND NAME	RESULT	Q	RL	MDL
8006-61-9	Total Petroleum Hydrocarbons (C6-C10)	1800		180	84

CAS NO.	SURROGATE	%REC	Q	LIMITS
98-08-8	Trifluorotoluene (Surr)	114		10-150

FORM I
GC VOA ORGANICS ANALYSIS DATA SHEET

Lab Name: TestAmerica Canton Job No.: 240-28436-1

SDG No.:

Client Sample ID: DR-SB-DUP01-0406 Lab Sample ID: 240-28436-22

Matrix: Solid Lab File ID: YF083011.D

Analysis Method: 8015C Date Collected: 08/27/2013 12:15

Sample wt/vol: 5.11(g) Date Analyzed: 08/30/2013 17:57

Soil Aliquot Vol: Dilution Factor: 1

Soil Extract Vol.: GC Column: RTX-VRX ID: 0.45(mm)

% Moisture: 10.7 Level: (low/med) Low

Analysis Batch No.: 99707 Units: ug/Kg

CAS NO.	COMPOUND NAME	RESULT	Q	RL	MDL
8006-61-9	Total Petroleum Hydrocarbons (C6-C10)	110	U	110	50

CAS NO.	SURROGATE	%REC	Q	LIMITS
98-08-8	Trifluorotoluene (Surr)	76		10-150

FORM I
DIESEL RANGE ORGANICS ANALYSIS DATA SHEET

Lab Name: TestAmerica Canton | Job No.: 240-28436-1

SDG No.:

Client Sample ID: DR-SB-202-02-04 | Lab Sample ID: 240-28436-1

Matrix: Solid | Lab File ID: P6F90327.D

Analysis Method: 8015C | Date Collected: 08/27/2013 09:30

Extraction Method: 3550C | Date Extracted: 09/03/2013 07:22

Sample wt/vol: 29.92(g) | Date Analyzed: 09/04/2013 05:03

Con. Extract Vol.: 5(mL) | Dilution Factor: 1

Injection Volume: 1(uL) | GC Column: RTX-5 ID: 0.53(mm)

% Moisture: 14.8 | GPC Cleanup:(Y/N) N

Analysis Batch No.: 99953 | Units: mg/Kg

CAS NO.	COMPOUND NAME	RESULT	Q	RL	MDL
STL00141	Total Petroleum Hydrocarbons (C10-C32)	20	U	20	11

CAS NO.	SURROGATE	%REC	Q	LIMITS
111-84-2	n-Nonane	52		10-110

FORM I

DIESEL RANGE ORGANICS ANALYSIS DATA SHEET

Lab Name: TestAmerica Canton | Job No.: 240-28436-1

SDG No.:

Client Sample ID: DR-SB-202-06-08 | Lab Sample ID: 240-28436-2

Matrix: Solid | Lab File ID: P6F90328.D

Analysis Method: 8015C | Date Collected: 08/27/2013 09:35

Extraction Method: 3550C | Date Extracted: 09/03/2013 07:22

Sample wt/vol: 30.23(g) | Date Analyzed: 09/04/2013 05:33

Con. Extract Vol.: 5(mL) | Dilution Factor: 1

Injection Volume: 1(uL) | GC Column: RTX-5 ID: 0.53(mm)

% Moisture: 6.2 | GPC Cleanup:(Y/N) N

Analysis Batch No.: 99953 | Units: mg/Kg

CAS NO.	COMPOUND NAME	RESULT	Q	RL	MDL
STL00141	Total Petroleum Hydrocarbons (C10-C32)	18	U	18	9.8

CAS NO.	SURROGATE	%REC	Q	LIMITS
111-84-2	n-Nonane	51		10-110

FORM I

DIESEL RANGE ORGANICS ANALYSIS DATA SHEET

Lab Name: TestAmerica Canton | Job No.: 240-28436-1

SDG No.:

Client Sample ID: DR-SB-204-02-04 | Lab Sample ID: 240-28436-3

Matrix: Solid | Lab File ID: P6F90330.D

Analysis Method: 8015C | Date Collected: 08/27/2013 10:25

Extraction Method: 3550C | Date Extracted: 09/03/2013 07:22

Sample wt/vol: 30.15(g) | Date Analyzed: 09/04/2013 06:35

Con. Extract Vol.: 5(mL) | Dilution Factor: 1

Injection Volume: 1(uL) | GC Column: RTX-5 ID: 0.53(mm)

% Moisture: 12.6 | GPC Cleanup:(Y/N) N

Analysis Batch No.: 99953 | Units: mg/Kg

CAS NO.	COMPOUND NAME	RESULT	Q	RL	MDL
STL00141	Total Petroleum Hydrocarbons (C10-C32)	15	J	19	11

CAS NO.	SURROGATE	%REC	Q	LIMITS
111-84-2	n-Nonane	52		10-110

FORM I
DIESEL RANGE ORGANICS ANALYSIS DATA SHEET

Lab Name: TestAmerica Canton | Job No.: 240-28436-1

SDG No.:

Client Sample ID: DR-SB-204-08-10 | Lab Sample ID: 240-28436-4

Matrix: Solid | Lab File ID: P6F90331.D

Analysis Method: 8015C | Date Collected: 08/27/2013 10:30

Extraction Method: 3550C | Date Extracted: 09/03/2013 07:22

Sample wt/vol: 30.03(g) | Date Analyzed: 09/04/2013 07:06

Con. Extract Vol.: 5(mL) | Dilution Factor: 1

Injection Volume: 1(uL) | GC Column: RTX-5 ID: 0.53(mm)

% Moisture: 15.5 | GPC Cleanup:(Y/N) N

Analysis Batch No.: 99953 | Units: mg/Kg

CAS NO.	COMPOUND NAME	RESULT	Q	RL	MDL
STL00141	Total Petroleum Hydrocarbons (C10-C32)	20	U	20	11

CAS NO.	SURROGATE	%REC	Q	LIMITS
111-84-2	n-Nonane	52		10-110

FORM I
DIESEL RANGE ORGANICS ANALYSIS DATA SHEET

Lab Name: TestAmerica Canton | Job No.: 240-28436-1

SDG No.:

Client Sample ID: DR-SB-205-06-08 | Lab Sample ID: 240-28436-5

Matrix: Solid | Lab File ID: P6F90514.D

Analysis Method: 8015C | Date Collected: 08/27/2013 09:50

Extraction Method: 3550C | Date Extracted: 09/04/2013 07:26

Sample wt/vol: 30.11(g) | Date Analyzed: 09/05/2013 19:24

Con. Extract Vol.: 5(mL) | Dilution Factor: 1

Injection Volume: 1(uL) | GC Column: RTX-5 ID: 0.53(mm)

% Moisture: 12.6 | GPC Cleanup:(Y/N) N

Analysis Batch No.: 100244 | Units: mg/Kg

CAS NO.	COMPOUND NAME	RESULT	Q	RL	MDL
STL00141	Total Petroleum Hydrocarbons (C10-C32)	52		19	11

CAS NO.	SURROGATE	%REC	Q	LIMITS
111-84-2	n-Nonane	31		10-110

FORM I
DIESEL RANGE ORGANICS ANALYSIS DATA SHEET

Lab Name: TestAmerica Canton | Job No.: 240-28436-1

SDG No.:

Client Sample ID: DR-SB-205-10-12 | Lab Sample ID: 240-28436-6

Matrix: Solid | Lab File ID: P6F90515.D

Analysis Method: 8015C | Date Collected: 08/27/2013 10:05

Extraction Method: 3550C | Date Extracted: 09/04/2013 07:26

Sample wt/vol: 29.81(g) | Date Analyzed: 09/05/2013 19:54

Con. Extract Vol.: 5(mL) | Dilution Factor: 1

Injection Volume: 1(uL) | GC Column: RTX-5 ID: 0.53(mm)

% Moisture: 17.8 | GPC Cleanup:(Y/N) N

Analysis Batch No.: 100244 | Units: mg/Kg

CAS NO.	COMPOUND NAME	RESULT	Q	RL	MDL
STL00141	Total Petroleum Hydrocarbons (C10-C32)	20	U	20	11

CAS NO.	SURROGATE	%REC	Q	LIMITS
111-84-2	n-Nonane	29		10-110

FORM I

DIESEL RANGE ORGANICS ANALYSIS DATA SHEET

Lab Name: TestAmerica Canton | Job No.: 240-28436-1

SDG No.:

Client Sample ID: DR-SB-206-04-06 | Lab Sample ID: 240-28436-7

Matrix: Solid | Lab File ID: P6F90516.D

Analysis Method: 8015C | Date Collected: 08/27/2013 11:05

Extraction Method: 3550C | Date Extracted: 09/04/2013 07:26

Sample wt/vol: 30.34(g) | Date Analyzed: 09/05/2013 20:25

Con. Extract Vol.: 5(mL) | Dilution Factor: 1

Injection Volume: 1(uL) | GC Column: RTX-5 ID: 0.53(mm)

% Moisture: 15.4 | GPC Cleanup:(Y/N) N

Analysis Batch No.: 100244 | Units: mg/Kg

CAS NO.	COMPOUND NAME	RESULT	Q	RL	MDL
STL00141	Total Petroleum Hydrocarbons (C10-C32)	20	U	20	11

CAS NO.	SURROGATE	%REC	Q	LIMITS
111-84-2	n-Nonane	35		10-110

FORM I
DIESEL RANGE ORGANICS ANALYSIS DATA SHEET

Lab Name: TestAmerica Canton | Job No.: 240-28436-1

SDG No.:

Client Sample ID: DR-SB-206-08-10 | Lab Sample ID: 240-28436-8

Matrix: Solid | Lab File ID: P6F90517.D

Analysis Method: 8015C | Date Collected: 08/27/2013 11:10

Extraction Method: 3550C | Date Extracted: 09/04/2013 07:26

Sample wt/vol: 29.70(g) | Date Analyzed: 09/05/2013 20:55

Con. Extract Vol.: 5(mL) | Dilution Factor: 1

Injection Volume: 1(uL) | GC Column: RTX-5 ID: 0.53(mm)

% Moisture: 12.5 | GPC Cleanup:(Y/N) N

Analysis Batch No.: 100244 | Units: mg/Kg

CAS NO.	COMPOUND NAME	RESULT	Q	RL	MDL
STL00141	Total Petroleum Hydrocarbons (C10-C32)	35		19	11

CAS NO.	SURROGATE	%REC	Q	LIMITS
111-84-2	n-Nonane	33		10-110

FORM I
DIESEL RANGE ORGANICS ANALYSIS DATA SHEET

Lab Name: TestAmerica Canton Job No.: 240-28436-1

SDG No.:

Client Sample ID: DR-SB-207-02-04 Lab Sample ID: 240-28436-9

Matrix: Solid Lab File ID: P6F90518.D

Analysis Method: 8015C Date Collected: 08/27/2013 11:10

Extraction Method: 3550C Date Extracted: 09/04/2013 07:26

Sample wt/vol: 29.59(g) Date Analyzed: 09/05/2013 21:26

Con. Extract Vol.: 5(mL) Dilution Factor: 1

Injection Volume: 1(uL) GC Column: RTX-5 ID: 0.53(mm)

% Moisture: 13.5 GPC Cleanup:(Y/N) N

Analysis Batch No.: 100244 Units: mg/Kg

CAS NO.	COMPOUND NAME	RESULT	Q	RL	MDL
STL00141	Total Petroleum Hydrocarbons (C10-C32)	19	J	20	11

CAS NO.	SURROGATE	%REC	Q	LIMITS
111-84-2	n-Nonane	41		10-110

FORM I
DIESEL RANGE ORGANICS ANALYSIS DATA SHEET

Lab Name: TestAmerica Canton | Job No.: 240-28436-1

SDG No.:

Client Sample ID: DR-SB-207-10-12 | Lab Sample ID: 240-28436-10

Matrix: Solid | Lab File ID: P6F90519.D

Analysis Method: 8015C | Date Collected: 08/27/2013 11:00

Extraction Method: 3550C | Date Extracted: 09/04/2013 07:26

Sample wt/vol: 29.57(g) | Date Analyzed: 09/05/2013 21:57

Con. Extract Vol.: 5(mL) | Dilution Factor: 1

Injection Volume: 1(uL) | GC Column: RTX-5 ID: 0.53(mm)

% Moisture: 10.7 | GPC Cleanup:(Y/N) N

Analysis Batch No.: 100244 | Units: mg/Kg

CAS NO.	COMPOUND NAME	RESULT	Q	RL	MDL
STL00141	Total Petroleum Hydrocarbons (C10-C32)	150		19	11

CAS NO.	SURROGATE	%REC	Q	LIMITS
111-84-2	n-Nonane	44		10-110

FORM I
DIESEL RANGE ORGANICS ANALYSIS DATA SHEET

Lab Name: TestAmerica Canton Job No.: 240-28436-1

SDG No.:

Client Sample ID: DR-SB-208-04-06 Lab Sample ID: 240-28436-11

Matrix: Solid Lab File ID: P6F90520.D

Analysis Method: 8015C Date Collected: 08/27/2013 12:00

Extraction Method: 3550C Date Extracted: 09/04/2013 07:26

Sample wt/vol: 29.78(g) Date Analyzed: 09/05/2013 22:28

Con. Extract Vol.: 5(mL) Dilution Factor: 1

Injection Volume: 1(uL) GC Column: RTX-5 ID: 0.53(mm)

% Moisture: 7.2 GPC Cleanup:(Y/N) N

Analysis Batch No.: 100244 Units: mg/Kg

CAS NO.	COMPOUND NAME	RESULT	Q	RL	MDL
STL00141	Total Petroleum Hydrocarbons (C10-C32)	54		18	10

CAS NO.	SURROGATE	%REC	Q	LIMITS
111-84-2	n-Nonane	32		10-110

FORM I
DIESEL RANGE ORGANICS ANALYSIS DATA SHEET

Lab Name: TestAmerica Canton | Job No.: 240-28436-1

SDG No.:

Client Sample ID: DR-SB-208-08-10 | Lab Sample ID: 240-28436-12

Matrix: Solid | Lab File ID: P6F90521.D

Analysis Method: 8015C | Date Collected: 08/27/2013 12:05

Extraction Method: 3550C | Date Extracted: 09/04/2013 07:26

Sample wt/vol: 29.61(g) | Date Analyzed: 09/05/2013 22:59

Con. Extract Vol.: 5(mL) | Dilution Factor: 1

Injection Volume: 1(uL) | GC Column: RTX-5 ID: 0.53(mm)

% Moisture: 12.3 | GPC Cleanup:(Y/N) N

Analysis Batch No.: 100244 | Units: mg/Kg

CAS NO.	COMPOUND NAME	RESULT	Q	RL	MDL
STL00141	Total Petroleum Hydrocarbons (C10-C32)	19	U	19	11

CAS NO.	SURROGATE	%REC	Q	LIMITS
111-84-2	n-Nonane	29		10-110

FORM I

DIESEL RANGE ORGANICS ANALYSIS DATA SHEET

Lab Name: TestAmerica Canton | Job No.: 240-28436-1

SDG No.:

Client Sample ID: DR-SB-209-04-06 | Lab Sample ID: 240-28436-13

Matrix: Solid | Lab File ID: P6F90523.D

Analysis Method: 8015C | Date Collected: 08/27/2013 13:50

Extraction Method: 3550C | Date Extracted: 09/04/2013 07:26

Sample wt/vol: 30.01(g) | Date Analyzed: 09/06/2013 00:00

Con. Extract Vol.: 5(mL) | Dilution Factor: 1

Injection Volume: 1(uL) | GC Column: RTX-5 ID: 0.53(mm)

% Moisture: 10.3 | GPC Cleanup:(Y/N) N

Analysis Batch No.: 100244 | Units: mg/Kg

CAS NO.	COMPOUND NAME	RESULT	Q	RL	MDL
STL00141	Total Petroleum Hydrocarbons (C10-C32)	19	U	19	10

CAS NO.	SURROGATE	%REC	Q	LIMITS
111-84-2	n-Nonane	34		10-110

FORM I

DIESEL RANGE ORGANICS ANALYSIS DATA SHEET

Lab Name: TestAmerica Canton | Job No.: 240-28436-1

SDG No.:

Client Sample ID: DR-SB-209-08-10 | Lab Sample ID: 240-28436-14

Matrix: Solid | Lab File ID: P6F90524.D

Analysis Method: 8015C | Date Collected: 08/27/2013 13:55

Extraction Method: 3550C | Date Extracted: 09/04/2013 07:26

Sample wt/vol: 29.84(g) | Date Analyzed: 09/06/2013 00:30

Con. Extract Vol.: 5(mL) | Dilution Factor: 1

Injection Volume: 1(uL) | GC Column: RTX-5 ID: 0.53(mm)

% Moisture: 13.8 | GPC Cleanup:(Y/N) N

Analysis Batch No.: 100244 | Units: mg/Kg

CAS NO.	COMPOUND NAME	RESULT	Q	RL	MDL
STL00141	Total Petroleum Hydrocarbons (C10-C32)	15	J	19	11

CAS NO.	SURROGATE	%REC	Q	LIMITS
111-84-2	n-Nonane	35		10-110

FORM I

DIESEL RANGE ORGANICS ANALYSIS DATA SHEET

Lab Name: TestAmerica Canton Job No.: 240-28436-1

SDG No.:

Client Sample ID: DR-SB-210-04-06 Lab Sample ID: 240-28436-15

Matrix: Solid Lab File ID: P6F90525.D

Analysis Method: 8015C Date Collected: 08/27/2013 12:10

Extraction Method: 3550C Date Extracted: 09/04/2013 07:26

Sample wt/vol: 29.57(g) Date Analyzed: 09/06/2013 01:01

Con. Extract Vol.: 5(mL) Dilution Factor: 1

Injection Volume: 1(uL) GC Column: RTX-5 ID: 0.53(mm)

% Moisture: 10.5 GPC Cleanup:(Y/N) N

Analysis Batch No.: 100244 Units: mg/Kg

CAS NO.	COMPOUND NAME	RESULT	Q	RL	MDL
STL00141	Total Petroleum Hydrocarbons (C10-C32)	19	U	19	11

CAS NO.	SURROGATE	%REC	Q	LIMITS
111-84-2	n-Nonane	37		10-110

FORM I
DIESEL RANGE ORGANICS ANALYSIS DATA SHEET

Lab Name: TestAmerica Canton | Job No.: 240-28436-1

SDG No.:

Client Sample ID: DR-SB-210-12-13 | Lab Sample ID: 240-28436-16

Matrix: Solid | Lab File ID: P6F90526.D

Analysis Method: 8015C | Date Collected: 08/27/2013 12:45

Extraction Method: 3550C | Date Extracted: 09/04/2013 07:26

Sample wt/vol: 29.69(g) | Date Analyzed: 09/06/2013 01:31

Con. Extract Vol.: 5(mL) | Dilution Factor: 1

Injection Volume: 1(uL) | GC Column: RTX-5 ID: 0.53(mm)

% Moisture: 11.8 | GPC Cleanup:(Y/N) N

Analysis Batch No.: 100244 | Units: mg/Kg

CAS NO.	COMPOUND NAME	RESULT	Q	RL	MDL
STL00141	Total Petroleum Hydrocarbons (C10-C32)	19	U	19	11

CAS NO.	SURROGATE	%REC	Q	LIMITS
111-84-2	n-Nonane	40		10-110

FORM I
DIESEL RANGE ORGANICS ANALYSIS DATA SHEET

Lab Name: TestAmerica Canton | Job No.: 240-28436-1

SDG No.:

Client Sample ID: DR-SB-211-04-06 | Lab Sample ID: 240-28436-17

Matrix: Solid | Lab File ID: P6F90527.D

Analysis Method: 8015C | Date Collected: 08/27/2013 14:50

Extraction Method: 3550C | Date Extracted: 09/04/2013 07:26

Sample wt/vol: 29.70(g) | Date Analyzed: 09/06/2013 02:02

Con. Extract Vol.: 5(mL) | Dilution Factor: 1

Injection Volume: 1(uL) | GC Column: RTX-5 ID: 0.53(mm)

% Moisture: 11.7 | GPC Cleanup:(Y/N) N

Analysis Batch No.: 100244 | Units: mg/Kg

CAS NO.	COMPOUND NAME	RESULT	Q	RL	MDL
STL00141	Total Petroleum Hydrocarbons (C10-C32)	19	U	19	11

CAS NO.	SURROGATE	%REC	Q	LIMITS
111-84-2	n-Nonane	32		10-110

FORM I
DIESEL RANGE ORGANICS ANALYSIS DATA SHEET

Lab Name: TestAmerica Canton | Job No.: 240-28436-1

SDG No.:

Client Sample ID: DR-SB-211-08-10 | Lab Sample ID: 240-28436-18

Matrix: Solid | Lab File ID: P6F90528.D

Analysis Method: 8015C | Date Collected: 08/27/2013 14:55

Extraction Method: 3550C | Date Extracted: 09/04/2013 07:26

Sample wt/vol: 30.18(g) | Date Analyzed: 09/06/2013 02:32

Con. Extract Vol.: 5(mL) | Dilution Factor: 1

Injection Volume: 1(uL) | GC Column: RTX-5 ID: 0.53(mm)

% Moisture: 11.8 | GPC Cleanup:(Y/N) N

Analysis Batch No.: 100244 | Units: mg/Kg

CAS NO.	COMPOUND NAME	RESULT	Q	RL	MDL
STL00141	Total Petroleum Hydrocarbons (C10-C32)	19	U	19	10

CAS NO.	SURROGATE	%REC	Q	LIMITS
111-84-2	n-Nonane	29		10-110

FORM I
DIESEL RANGE ORGANICS ANALYSIS DATA SHEET

Lab Name: TestAmerica Canton | Job No.: 240-28436-1

SDG No.:

Client Sample ID: DR-SB-212-04-06 | Lab Sample ID: 240-28436-19

Matrix: Solid | Lab File ID: P6F90529.D

Analysis Method: 8015C | Date Collected: 08/27/2013 13:55

Extraction Method: 3550C | Date Extracted: 09/04/2013 07:26

Sample wt/vol: 29.69(g) | Date Analyzed: 09/06/2013 03:03

Con. Extract Vol.: 5(mL) | Dilution Factor: 1

Injection Volume: 1(uL) | GC Column: RTX-5 ID: 0.53(mm)

% Moisture: 13.3 | GPC Cleanup:(Y/N) N

Analysis Batch No.: 100244 | Units: mg/Kg

CAS NO.	COMPOUND NAME	RESULT	Q	RL	MDL
STL00141	Total Petroleum Hydrocarbons (C10-C32)	19	U	19	11

CAS NO.	SURROGATE	%REC	Q	LIMITS
111-84-2	n-Nonane	30		10-110

FORM I

DIESEL RANGE ORGANICS ANALYSIS DATA SHEET

Lab Name: TestAmerica Canton | Job No.: 240-28436-1

SDG No.:

Client Sample ID: DR-SB-212-11-13 | Lab Sample ID: 240-28436-20

Matrix: Solid | Lab File ID: P6F90530.D

Analysis Method: 8015C | Date Collected: 08/27/2013 14:15

Extraction Method: 3550C | Date Extracted: 09/04/2013 07:26

Sample wt/vol: 30.18(g) | Date Analyzed: 09/06/2013 03:33

Con. Extract Vol.: 5(mL) | Dilution Factor: 1

Injection Volume: 1(uL) | GC Column: RTX-5 ID: 0.53(mm)

% Moisture: 9.8 | GPC Cleanup:(Y/N) N

Analysis Batch No.: 100244 | Units: mg/Kg

CAS NO.	COMPOUND NAME	RESULT	Q	RL	MDL
STL00141	Total Petroleum Hydrocarbons (C10-C32)	46		18	10

CAS NO.	SURROGATE	%REC	Q	LIMITS
111-84-2	n-Nonane	30		10-110

FORM I
DIESEL RANGE ORGANICS ANALYSIS DATA SHEET

Lab Name: TestAmerica Canton Job No.: 240-28436-1

SDG No.:

Client Sample ID: DR-SB-DUP01-0406 Lab Sample ID: 240-28436-22

Matrix: Solid Lab File ID: P6F90323.D

Analysis Method: 8015C Date Collected: 08/27/2013 12:15

Extraction Method: 3550C Date Extracted: 09/03/2013 07:22

Sample wt/vol: 29.88(g) Date Analyzed: 09/04/2013 02:59

Con. Extract Vol.: 5(mL) Dilution Factor: 1

Injection Volume: 1(uL) GC Column: RTX-5 ID: 0.53(mm)

% Moisture: 10.7 GPC Cleanup:(Y/N) N

Analysis Batch No.: 99953 Units: mg/Kg

CAS NO.	COMPOUND NAME	RESULT	Q	RL	MDL
STL00141	Total Petroleum Hydrocarbons (C10-C32)	19	U	19	10

CAS NO.	SURROGATE	%REC	Q	LIMITS
111-84-2	n-Nonane	43		10-110

FORM I
PCBS ORGANICS ANALYSIS DATA SHEET

Lab Name: TestAmerica Canton Job No.: 240-28436-1

SDG No.:

Client Sample ID: DR-SB-202-02-04 Lab Sample ID: 240-28436-1

Matrix: Solid Lab File ID: P1000009.D

Analysis Method: 8082A Date Collected: 08/27/2013 09:30

Extraction Method: 3540C Date Extracted: 09/06/2013 09:50

Sample wt/vol: 29.99(g) Date Analyzed: 09/10/2013 18:49

Con. Extract Vol.: 10.0(mL) Dilution Factor: 1

Injection Volume: 1(uL) GC Column: CLP-1 ID: 0.53(mm)

% Moisture: 14.8 GPC Cleanup:(Y/N) N

Analysis Batch No.: 100869 Units: ug/Kg

CAS NO.	COMPOUND NAME	RESULT	Q	RL	MDL
12674-11-2	Aroclor-1016	39	U	39	25
11104-28-2	Aroclor-1221	39	U	39	19
11141-16-5	Aroclor-1232	39	U	39	16
53469-21-9	Aroclor-1242	39	U	39	15
12672-29-6	Aroclor-1248	39	U	39	20
11097-69-1	Aroclor-1254	39	U	39	20
11096-82-5	Aroclor-1260	39	U	39	20

CAS NO.	SURROGATE	%REC	Q	LIMITS
877-09-8	Tetrachloro-m-xylene	80		29-151
2051-24-3	Decachlorobiphenyl	81		14-163

FORM I
PCBS ORGANICS ANALYSIS DATA SHEET

Lab Name: TestAmerica Canton Job No.: 240-28436-1

SDG No.:

Client Sample ID: DR-SB-202-06-08 Lab Sample ID: 240-28436-2

Matrix: Solid Lab File ID: P1000010.D

Analysis Method: 8082A Date Collected: 08/27/2013 09:35

Extraction Method: 3540C Date Extracted: 09/06/2013 09:50

Sample wt/vol: 29.60(g) Date Analyzed: 09/10/2013 19:04

Con. Extract Vol.: 10.0(mL) Dilution Factor: 1

Injection Volume: 1(uL) GC Column: CLP-1 ID: 0.53(mm)

% Moisture: 6.2 GPC Cleanup:(Y/N) N

Analysis Batch No.: 100869 Units: ug/Kg

CAS NO.	COMPOUND NAME	RESULT	Q	RL	MDL
12674-11-2	Aroclor-1016	36	U	36	23
11104-28-2	Aroclor-1221	36	U	36	17
11141-16-5	Aroclor-1232	36	U	36	15
53469-21-9	Aroclor-1242	36	U	36	14
12672-29-6	Aroclor-1248	36	U	36	18
11097-69-1	Aroclor-1254	36	U	36	18
11096-82-5	Aroclor-1260	36	U	36	18

CAS NO.	SURROGATE	%REC	Q	LIMITS
877-09-8	Tetrachloro-m-xylene	76		29-151
2051-24-3	Decachlorobiphenyl	86		14-163

FORM I
PCBS ORGANICS ANALYSIS DATA SHEET

Lab Name: TestAmerica Canton | Job No.: 240-28436-1

SDG No.:

Client Sample ID: DR-SB-204-02-04 | Lab Sample ID: 240-28436-3

Matrix: Solid | Lab File ID: P1200035.D

Analysis Method: 8082A | Date Collected: 08/27/2013 10:25

Extraction Method: 3540C | Date Extracted: 09/06/2013 11:06

Sample wt/vol: 30.08(g) | Date Analyzed: 09/10/2013 11:42

Con. Extract Vol.: 10(mL) | Dilution Factor: 1

Injection Volume: 1(uL) | GC Column: CLP-2 ID: 0.53(mm)

% Moisture: 12.6 | GPC Cleanup:(Y/N) N

Analysis Batch No.: 100738 | Units: ug/Kg

CAS NO.	COMPOUND NAME	RESULT	Q	RL	MDL
12674-11-2	Aroclor-1016	38	U	38	24
11104-28-2	Aroclor-1221	38	U	38	18
11141-16-5	Aroclor-1232	38	U	38	16
53469-21-9	Aroclor-1242	38	U	38	15
12672-29-6	Aroclor-1248	38	U	38	19
11097-69-1	Aroclor-1254	38	U	38	19
11096-82-5	Aroclor-1260	38	U	38	19

CAS NO.	SURROGATE	%REC	Q	LIMITS
877-09-8	Tetrachloro-m-xylene	72		29-151
2051-24-3	Decachlorobiphenyl	86		14-163

FORM I
PCBS ORGANICS ANALYSIS DATA SHEET

Lab Name: TestAmerica Canton | Job No.: 240-28436-1

SDG No.:

Client Sample ID: DR-SB-204-08-10 | Lab Sample ID: 240-28436-4

Matrix: Solid | Lab File ID: P1200036.D

Analysis Method: 8082A | Date Collected: 08/27/2013 10:30

Extraction Method: 3540C | Date Extracted: 09/06/2013 11:06

Sample wt/vol: 30.44(g) | Date Analyzed: 09/10/2013 11:56

Con. Extract Vol.: 10(mL) | Dilution Factor: 1

Injection Volume: 1(uL) | GC Column: CLP-2 ID: 0.53(mm)

% Moisture: 15.5 | GPC Cleanup:(Y/N) N

Analysis Batch No.: 100738 | Units: ug/Kg

CAS NO.	COMPOUND NAME	RESULT	Q	RL	MDL
12674-11-2	Aroclor-1016	38	U	38	24
11104-28-2	Aroclor-1221	38	U	38	19
11141-16-5	Aroclor-1232	38	U	38	16
53469-21-9	Aroclor-1242	38	U	38	15
12672-29-6	Aroclor-1248	38	U	38	20
11097-69-1	Aroclor-1254	38	U	38	20
11096-82-5	Aroclor-1260	38	U	38	20

CAS NO.	SURROGATE	%REC	Q	LIMITS
877-09-8	Tetrachloro-m-xylene	77		29-151
2051-24-3	Decachlorobiphenyl	54		14-163

FORM I
PCBS ORGANICS ANALYSIS DATA SHEET

Lab Name: TestAmerica Canton Job No.: 240-28436-1

SDG No.:

Client Sample ID: DR-SB-205-06-08 Lab Sample ID: 240-28436-5

Matrix: Solid Lab File ID: P1200012.D

Analysis Method: 8082A Date Collected: 08/27/2013 09:50

Extraction Method: 3540C Date Extracted: 09/06/2013 11:06

Sample wt/vol: 29.94(g) Date Analyzed: 09/10/2013 04:40

Con. Extract Vol.: 10(mL) Dilution Factor: 1

Injection Volume: 1(uL) GC Column: CLP-2 ID: 0.53(mm)

% Moisture: 12.6 GPC Cleanup:(Y/N) N

Analysis Batch No.: 100738 Units: ug/Kg

CAS NO.	COMPOUND NAME	RESULT	Q	RL	MDL
12674-11-2	Aroclor-1016	38	U	38	24
11104-28-2	Aroclor-1221	38	U	38	18
11141-16-5	Aroclor-1232	38	U	38	16
53469-21-9	Aroclor-1242	38	U	38	15
12672-29-6	Aroclor-1248	38	U	38	19
11097-69-1	Aroclor-1254	38	U	38	19
11096-82-5	Aroclor-1260	38	U	38	19

CAS NO.	SURROGATE	%REC	Q	LIMITS
877-09-8	Tetrachloro-m-xylene	75		29-151
2051-24-3	Decachlorobiphenyl	64		14-163

FORM I
PCBS ORGANICS ANALYSIS DATA SHEET

Lab Name: TestAmerica Canton Job No.: 240-28436-1

SDG No.:

Client Sample ID: DR-SB-205-10-12 Lab Sample ID: 240-28436-6

Matrix: Solid Lab File ID: P1200013.D

Analysis Method: 8082A Date Collected: 08/27/2013 10:05

Extraction Method: 3540C Date Extracted: 09/06/2013 11:06

Sample wt/vol: 30.03(g) Date Analyzed: 09/10/2013 04:54

Con. Extract Vol.: 10(mL) Dilution Factor: 1

Injection Volume: 1(uL) GC Column: CLP-2 ID: 0.53(mm)

% Moisture: 17.8 GPC Cleanup:(Y/N) N

Analysis Batch No.: 100738 Units: ug/Kg

CAS NO.	COMPOUND NAME	RESULT	Q	RL	MDL
12674-11-2	Aroclor-1016	40	U	40	26
11104-28-2	Aroclor-1221	40	U	40	19
11141-16-5	Aroclor-1232	40	U	40	17
53469-21-9	Aroclor-1242	40	U	40	16
12672-29-6	Aroclor-1248	40	U	40	21
11097-69-1	Aroclor-1254	40	U	40	21
11096-82-5	Aroclor-1260	40	U	40	21

CAS NO.	SURROGATE	%REC	Q	LIMITS
877-09-8	Tetrachloro-m-xylene	78		29-151
2051-24-3	Decachlorobiphenyl	57		14-163

FORM I
PCBS ORGANICS ANALYSIS DATA SHEET

Lab Name: TestAmerica Canton Job No.: 240-28436-1

SDG No.:

Client Sample ID: DR-SB-206-04-06 Lab Sample ID: 240-28436-7

Matrix: Solid Lab File ID: P1200037.D

Analysis Method: 8082A Date Collected: 08/27/2013 11:05

Extraction Method: 3540C Date Extracted: 09/06/2013 11:06

Sample wt/vol: 30.48(g) Date Analyzed: 09/10/2013 12:10

Con. Extract Vol.: 10(mL) Dilution Factor: 1

Injection Volume: 1(uL) GC Column: CLP-2 ID: 0.53(mm)

% Moisture: 15.4 GPC Cleanup:(Y/N) N

Analysis Batch No.: 100738 Units: ug/Kg

CAS NO.	COMPOUND NAME	RESULT	Q	RL	MDL
12674-11-2	Aroclor-1016	38	U	38	24
11104-28-2	Aroclor-1221	38	U	38	19
11141-16-5	Aroclor-1232	38	U	38	16
53469-21-9	Aroclor-1242	38	U	38	15
12672-29-6	Aroclor-1248	38	U	38	20
11097-69-1	Aroclor-1254	38	U	38	20
11096-82-5	Aroclor-1260	38	U	38	20

CAS NO.	SURROGATE	%REC	Q	LIMITS
877-09-8	Tetrachloro-m-xylene	80		29-151
2051-24-3	Decachlorobiphenyl	62		14-163

FORM I
PCBS ORGANICS ANALYSIS DATA SHEET

Lab Name: TestAmerica Canton Job No.: 240-28436-1

SDG No.:

Client Sample ID: DR-SB-206-08-10 Lab Sample ID: 240-28436-8

Matrix: Solid Lab File ID: P1200015.D

Analysis Method: 8082A Date Collected: 08/27/2013 11:10

Extraction Method: 3540C Date Extracted: 09/06/2013 11:06

Sample wt/vol: 30.22(g) Date Analyzed: 09/10/2013 05:24

Con. Extract Vol.: 10(mL) Dilution Factor: 1

Injection Volume: 1(uL) GC Column: CLP-2 ID: 0.53(mm)

% Moisture: 12.5 GPC Cleanup:(Y/N) N

Analysis Batch No.: 100738 Units: ug/Kg

CAS NO.	COMPOUND NAME	RESULT	Q	RL	MDL
12674-11-2	Aroclor-1016	37	U	37	24
11104-28-2	Aroclor-1221	37	U	37	18
11141-16-5	Aroclor-1232	37	U	37	16
53469-21-9	Aroclor-1242	37	U	37	15
12672-29-6	Aroclor-1248	37	U	37	19
11097-69-1	Aroclor-1254	37	U	37	19
11096-82-5	Aroclor-1260	37	U	37	19

CAS NO.	SURROGATE	%REC	Q	LIMITS
877-09-8	Tetrachloro-m-xylene	57		29-151
2051-24-3	Decachlorobiphenyl	50		14-163

FORM I
PCBS ORGANICS ANALYSIS DATA SHEET

Lab Name: TestAmerica Canton Job No.: 240-28436-1

SDG No.:

Client Sample ID: DR-SB-207-02-04 Lab Sample ID: 240-28436-9

Matrix: Solid Lab File ID: P1200016.D

Analysis Method: 8082A Date Collected: 08/27/2013 11:10

Extraction Method: 3540C Date Extracted: 09/06/2013 11:06

Sample wt/vol: 30.12(g) Date Analyzed: 09/10/2013 05:38

Con. Extract Vol.: 10(mL) Dilution Factor: 1

Injection Volume: 1(uL) GC Column: CLP-2 ID: 0.53(mm)

% Moisture: 13.5 GPC Cleanup:(Y/N) N

Analysis Batch No.: 100738 Units: ug/Kg

CAS NO.	COMPOUND NAME	RESULT	Q	RL	MDL
12674-11-2	Aroclor-1016	38	U	38	24
11104-28-2	Aroclor-1221	38	U	38	18
11141-16-5	Aroclor-1232	38	U	38	16
53469-21-9	Aroclor-1242	38	U	38	15
12672-29-6	Aroclor-1248	38	U	38	20
11097-69-1	Aroclor-1254	38	U	38	20
11096-82-5	Aroclor-1260	38	U	38	20

CAS NO.	SURROGATE	%REC	Q	LIMITS
877-09-8	Tetrachloro-m-xylene	66		29-151
2051-24-3	Decachlorobiphenyl	65		14-163

FORM I
PCBS ORGANICS ANALYSIS DATA SHEET

Lab Name: TestAmerica Canton | Job No.: 240-28436-1

SDG No.:

Client Sample ID: DR-SB-207-10-12 | Lab Sample ID: 240-28436-10

Matrix: Solid | Lab File ID: P1200017.D

Analysis Method: 8082A | Date Collected: 08/27/2013 11:00

Extraction Method: 3540C | Date Extracted: 09/06/2013 11:06

Sample wt/vol: 30.29(g) | Date Analyzed: 09/10/2013 05:53

Con. Extract Vol.: 10(mL) | Dilution Factor: 1

Injection Volume: 1(uL) | GC Column: CLP-2 ID: 0.53(mm)

% Moisture: 10.7 | GPC Cleanup:(Y/N) N

Analysis Batch No.: 100738 | Units: ug/Kg

CAS NO.	COMPOUND NAME	RESULT	Q	RL	MDL
12674-11-2	Aroclor-1016	37	U	37	23
11104-28-2	Aroclor-1221	37	U	37	18
11141-16-5	Aroclor-1232	37	U	37	16
53469-21-9	Aroclor-1242	37	U	37	14
12672-29-6	Aroclor-1248	37	U	37	19
11097-69-1	Aroclor-1254	37	U	37	19
11096-82-5	Aroclor-1260	37	U	37	19

CAS NO.	SURROGATE	%REC	Q	LIMITS
877-09-8	Tetrachloro-m-xylene	76		29-151
2051-24-3	Decachlorobiphenyl	162		14-163

FORM I
PCBS ORGANICS ANALYSIS DATA SHEET

Lab Name: TestAmerica Canton Job No.: 240-28436-1

SDG No.:

Client Sample ID: DR-SB-208-04-06 Lab Sample ID: 240-28436-11

Matrix: Solid Lab File ID: P1200018.D

Analysis Method: 8082A Date Collected: 08/27/2013 12:00

Extraction Method: 3540C Date Extracted: 09/06/2013 11:06

Sample wt/vol: 30.19(g) Date Analyzed: 09/10/2013 06:08

Con. Extract Vol.: 10(mL) Dilution Factor: 1

Injection Volume: 1(uL) GC Column: CLP-2 ID: 0.53(mm)

% Moisture: 7.2 GPC Cleanup:(Y/N) N

Analysis Batch No.: 100738 Units: ug/Kg

CAS NO.	COMPOUND NAME	RESULT	Q	RL	MDL
12674-11-2	Aroclor-1016	35	U	35	22
11104-28-2	Aroclor-1221	35	U	35	17
11141-16-5	Aroclor-1232	35	U	35	15
53469-21-9	Aroclor-1242	35	U	35	14
12672-29-6	Aroclor-1248	35	U	35	18
11097-69-1	Aroclor-1254	35	U	35	18
11096-82-5	Aroclor-1260	35	U	35	18

CAS NO.	SURROGATE	%REC	Q	LIMITS
877-09-8	Tetrachloro-m-xylene	53		29-151
2051-24-3	Decachlorobiphenyl	52		14-163

FORM I
PCBS ORGANICS ANALYSIS DATA SHEET

Lab Name: TestAmerica Canton Job No.: 240-28436-1

SDG No.:

Client Sample ID: DR-SB-208-08-10 Lab Sample ID: 240-28436-12

Matrix: Solid Lab File ID: P1200019.D

Analysis Method: 8082A Date Collected: 08/27/2013 12:05

Extraction Method: 3540C Date Extracted: 09/06/2013 11:06

Sample wt/vol: 29.57(g) Date Analyzed: 09/10/2013 06:23

Con. Extract Vol.: 10(mL) Dilution Factor: 1

Injection Volume: 1(uL) GC Column: CLP-2 ID: 0.53(mm)

% Moisture: 12.3 GPC Cleanup:(Y/N) N

Analysis Batch No.: 100738 Units: ug/Kg

CAS NO.	COMPOUND NAME	RESULT	Q	RL	MDL
12674-11-2	Aroclor-1016	38	U	38	24
11104-28-2	Aroclor-1221	38	U	38	19
11141-16-5	Aroclor-1232	38	U	38	16
53469-21-9	Aroclor-1242	38	U	38	15
12672-29-6	Aroclor-1248	38	U	38	20
11097-69-1	Aroclor-1254	38	U	38	20
11096-82-5	Aroclor-1260	38	U	38	20

CAS NO.	SURROGATE	%REC	Q	LIMITS
877-09-8	Tetrachloro-m-xylene	69		29-151
2051-24-3	Decachlorobiphenyl	54		14-163

FORM I

PCBS ORGANICS ANALYSIS DATA SHEET

Lab Name: TestAmerica Canton Job No.: 240-28436-1

SDG No.:

Client Sample ID: DR-SB-209-04-06 Lab Sample ID: 240-28436-13

Matrix: Solid Lab File ID: P1200020.D

Analysis Method: 8082A Date Collected: 08/27/2013 13:50

Extraction Method: 3540C Date Extracted: 09/06/2013 11:06

Sample wt/vol: 30.04(g) Date Analyzed: 09/10/2013 06:37

Con. Extract Vol.: 10(mL) Dilution Factor: 1

Injection Volume: 1(uL) GC Column: CLP-2 ID: 0.53(mm)

% Moisture: 10.3 GPC Cleanup:(Y/N) N

Analysis Batch No.: 100738 Units: ug/Kg

CAS NO.	COMPOUND NAME	RESULT	Q	RL	MDL
12674-11-2	Aroclor-1016	37	U	37	23
11104-28-2	Aroclor-1221	37	U	37	18
11141-16-5	Aroclor-1232	37	U	37	16
53469-21-9	Aroclor-1242	37	U	37	14
12672-29-6	Aroclor-1248	37	U	37	19
11097-69-1	Aroclor-1254	37	U	37	19
11096-82-5	Aroclor-1260	37	U	37	19

CAS NO.	SURROGATE	%REC	Q	LIMITS
877-09-8	Tetrachloro-m-xylene	71		29-151
2051-24-3	Decachlorobiphenyl	61		14-163

FORM I
PCBS ORGANICS ANALYSIS DATA SHEET

Lab Name: TestAmerica Canton Job No.: 240-28436-1

SDG No.:

Client Sample ID: DR-SB-209-08-10 Lab Sample ID: 240-28436-14

Matrix: Solid Lab File ID: P1200021.D

Analysis Method: 8082A Date Collected: 08/27/2013 13:55

Extraction Method: 3540C Date Extracted: 09/06/2013 11:06

Sample wt/vol: 30.20(g) Date Analyzed: 09/10/2013 06:52

Con. Extract Vol.: 10(mL) Dilution Factor: 1

Injection Volume: 1(uL) GC Column: CLP-2 ID: 0.53(mm)

% Moisture: 13.8 GPC Cleanup:(Y/N) N

Analysis Batch No.: 100738 Units: ug/Kg

CAS NO.	COMPOUND NAME	RESULT	Q	RL	MDL
12674-11-2	Aroclor-1016	38	U	38	24
11104-28-2	Aroclor-1221	38	U	38	18
11141-16-5	Aroclor-1232	38	U	38	16
53469-21-9	Aroclor-1242	38	U	38	15
12672-29-6	Aroclor-1248	38	U	38	20
11097-69-1	Aroclor-1254	38	U	38	20
11096-82-5	Aroclor-1260	38	U	38	20

CAS NO.	SURROGATE	%REC	Q	LIMITS
877-09-8	Tetrachloro-m-xylene	74		29-151
2051-24-3	Decachlorobiphenyl	58		14-163

FORM I
PCBS ORGANICS ANALYSIS DATA SHEET

Lab Name: TestAmerica Canton | Job No.: 240-28436-1

SDG No.:

Client Sample ID: DR-SB-210-04-06 | Lab Sample ID: 240-28436-15

Matrix: Solid | Lab File ID: P1200024.D

Analysis Method: 8082A | Date Collected: 08/27/2013 12:10

Extraction Method: 3540C | Date Extracted: 09/06/2013 11:06

Sample wt/vol: 29.66(g) | Date Analyzed: 09/10/2013 07:36

Con. Extract Vol.: 10(mL) | Dilution Factor: 1

Injection Volume: 1(uL) | GC Column: CLP-2 ID: 0.53(mm)

% Moisture: 10.5 | GPC Cleanup:(Y/N) N

Analysis Batch No.: 100738 | Units: ug/Kg

CAS NO.	COMPOUND NAME	RESULT	Q	RL	MDL
12674-11-2	Aroclor-1016	37	U	37	24
11104-28-2	Aroclor-1221	37	U	37	18
11141-16-5	Aroclor-1232	37	U	37	16
53469-21-9	Aroclor-1242	37	U	37	15
12672-29-6	Aroclor-1248	37	U	37	19
11097-69-1	Aroclor-1254	37	U	37	19
11096-82-5	Aroclor-1260	37	U	37	19

CAS NO.	SURROGATE	%REC	Q	LIMITS
877-09-8	Tetrachloro-m-xylene	78		29-151
2051-24-3	Decachlorobiphenyl	72		14-163

FORM I
PCBS ORGANICS ANALYSIS DATA SHEET

Lab Name: TestAmerica Canton Job No.: 240-28436-1

SDG No.:

Client Sample ID: DR-SB-210-12-13 Lab Sample ID: 240-28436-16

Matrix: Solid Lab File ID: P1200025.D

Analysis Method: 8082A Date Collected: 08/27/2013 12:45

Extraction Method: 3540C Date Extracted: 09/06/2013 11:06

Sample wt/vol: 29.83(g) Date Analyzed: 09/10/2013 07:51

Con. Extract Vol.: 10(mL) Dilution Factor: 1

Injection Volume: 1(uL) GC Column: CLP-2 ID: 0.53(mm)

% Moisture: 11.8 GPC Cleanup:(Y/N) N

Analysis Batch No.: 100738 Units: ug/Kg

CAS NO.	COMPOUND NAME	RESULT	Q	RL	MDL
12674-11-2	Aroclor-1016	38	U	38	24
11104-28-2	Aroclor-1221	38	U	38	18
11141-16-5	Aroclor-1232	38	U	38	16
53469-21-9	Aroclor-1242	38	U	38	15
12672-29-6	Aroclor-1248	38	U	38	19
11097-69-1	Aroclor-1254	38	U	38	19
11096-82-5	Aroclor-1260	38	U	38	19

CAS NO.	SURROGATE	%REC	Q	LIMITS
877-09-8	Tetrachloro-m-xylene	67		29-151
2051-24-3	Decachlorobiphenyl	77		14-163

FORM I
PCBS ORGANICS ANALYSIS DATA SHEET

Lab Name: TestAmerica Canton Job No.: 240-28436-1

SDG No.:

Client Sample ID: DR-SB-211-04-06 Lab Sample ID: 240-28436-17

Matrix: Solid Lab File ID: P1200026.D

Analysis Method: 8082A Date Collected: 08/27/2013 14:50

Extraction Method: 3540C Date Extracted: 09/06/2013 11:06

Sample wt/vol: 29.96(g) Date Analyzed: 09/10/2013 08:05

Con. Extract Vol.: 10(mL) Dilution Factor: 1

Injection Volume: 1(uL) GC Column: CLP-2 ID: 0.53(mm)

% Moisture: 11.7 GPC Cleanup:(Y/N) N

Analysis Batch No.: 100738 Units: ug/Kg

CAS NO.	COMPOUND NAME	RESULT	Q	RL	MDL
12674-11-2	Aroclor-1016	37	U	37	24
11104-28-2	Aroclor-1221	37	U	37	18
11141-16-5	Aroclor-1232	37	U	37	16
53469-21-9	Aroclor-1242	37	U	37	15
12672-29-6	Aroclor-1248	37	U	37	19
11097-69-1	Aroclor-1254	37	U	37	19
11096-82-5	Aroclor-1260	37	U	37	19

CAS NO.	SURROGATE	%REC	Q	LIMITS
877-09-8	Tetrachloro-m-xylene	70		29-151
2051-24-3	Decachlorobiphenyl	64		14-163

FORM I
PCBS ORGANICS ANALYSIS DATA SHEET

Lab Name: TestAmerica Canton Job No.: 240-28436-1

SDG No.:

Client Sample ID: DR-SB-211-08-10 Lab Sample ID: 240-28436-18

Matrix: Solid Lab File ID: P1200027.D

Analysis Method: 8082A Date Collected: 08/27/2013 14:55

Extraction Method: 3540C Date Extracted: 09/06/2013 11:06

Sample wt/vol: 30.07(g) Date Analyzed: 09/10/2013 08:20

Con. Extract Vol.: 10(mL) Dilution Factor: 1

Injection Volume: 1(uL) GC Column: CLP-2 ID: 0.53(mm)

% Moisture: 11.8 GPC Cleanup:(Y/N) N

Analysis Batch No.: 100738 Units: ug/Kg

CAS NO.	COMPOUND NAME	RESULT	Q	RL	MDL
12674-11-2	Aroclor-1016	37	U	37	24
11104-28-2	Aroclor-1221	37	U	37	18
11141-16-5	Aroclor-1232	37	U	37	16
53469-21-9	Aroclor-1242	37	U	37	15
12672-29-6	Aroclor-1248	37	U	37	19
11097-69-1	Aroclor-1254	37	U	37	19
11096-82-5	Aroclor-1260	37	U	37	19

CAS NO.	SURROGATE	%REC	Q	LIMITS
877-09-8	Tetrachloro-m-xylene	80		29-151
2051-24-3	Decachlorobiphenyl	51		14-163

FORM I

PCBS ORGANICS ANALYSIS DATA SHEET

Lab Name: TestAmerica Canton Job No.: 240-28436-1

SDG No.:

Client Sample ID: DR-SB-212-04-06 Lab Sample ID: 240-28436-19

Matrix: Solid Lab File ID: P1200028.D

Analysis Method: 8082A Date Collected: 08/27/2013 13:55

Extraction Method: 3540C Date Extracted: 09/06/2013 11:06

Sample wt/vol: 30.03(g) Date Analyzed: 09/10/2013 08:34

Con. Extract Vol.: 10(mL) Dilution Factor: 1

Injection Volume: 1(uL) GC Column: CLP-2 ID: 0.53(mm)

% Moisture: 13.3 GPC Cleanup:(Y/N) N

Analysis Batch No.: 100738 Units: ug/Kg

CAS NO.	COMPOUND NAME	RESULT	Q	RL	MDL
12674-11-2	Aroclor-1016	38	U	38	24
11104-28-2	Aroclor-1221	38	U	38	18
11141-16-5	Aroclor-1232	38	U	38	16
53469-21-9	Aroclor-1242	38	U	38	15
12672-29-6	Aroclor-1248	38	U	38	20
11097-69-1	Aroclor-1254	38	U	38	20
11096-82-5	Aroclor-1260	38	U	38	20

CAS NO.	SURROGATE	%REC	Q	LIMITS
877-09-8	Tetrachloro-m-xylene	65		29-151
2051-24-3	Decachlorobiphenyl	55		14-163

FORM I
PCBS ORGANICS ANALYSIS DATA SHEET

Lab Name: TestAmerica Canton Job No.: 240-28436-1

SDG No.:

Client Sample ID: DR-SB-212-11-13 Lab Sample ID: 240-28436-20

Matrix: Solid Lab File ID: P1200029.D

Analysis Method: 8082A Date Collected: 08/27/2013 14:15

Extraction Method: 3540C Date Extracted: 09/06/2013 11:06

Sample wt/vol: 29.97(g) Date Analyzed: 09/10/2013 08:49

Con. Extract Vol.: 10(mL) Dilution Factor: 1

Injection Volume: 1(uL) GC Column: CLP-2 ID: 0.53(mm)

% Moisture: 9.8 GPC Cleanup:(Y/N) N

Analysis Batch No.: 100738 Units: ug/Kg

CAS NO.	COMPOUND NAME	RESULT	Q	RL	MDL
12674-11-2	Aroclor-1016	37	U	37	23
11104-28-2	Aroclor-1221	37	U	37	18
11141-16-5	Aroclor-1232	37	U	37	16
53469-21-9	Aroclor-1242	37	U	37	14
12672-29-6	Aroclor-1248	37	U	37	19
11097-69-1	Aroclor-1254	37	U	37	19
11096-82-5	Aroclor-1260	37	U	37	19

CAS NO.	SURROGATE	%REC	Q	LIMITS
877-09-8	Tetrachloro-m-xylene	78		29-151
2051-24-3	Decachlorobiphenyl	53		14-163

FORM I
PCBS ORGANICS ANALYSIS DATA SHEET

Lab Name: TestAmerica Canton Job No.: 240-28436-1

SDG No.:

Client Sample ID: DR-SB-DUP01-0406 Lab Sample ID: 240-28436-22

Matrix: Solid Lab File ID: P1200030.D

Analysis Method: 8082A Date Collected: 08/27/2013 12:15

Extraction Method: 3540C Date Extracted: 09/06/2013 11:06

Sample wt/vol: 29.90(g) Date Analyzed: 09/10/2013 09:03

Con. Extract Vol.: 10(mL) Dilution Factor: 1

Injection Volume: 1(uL) GC Column: CLP-2 ID: 0.53(mm)

% Moisture: 10.7 GPC Cleanup:(Y/N) N

Analysis Batch No.: 100738 Units: ug/Kg

CAS NO.	COMPOUND NAME	RESULT	Q	RL	MDL
12674-11-2	Aroclor-1016	37	U	37	24
11104-28-2	Aroclor-1221	37	U	37	18
11141-16-5	Aroclor-1232	37	U	37	16
53469-21-9	Aroclor-1242	37	U	37	15
12672-29-6	Aroclor-1248	37	U	37	19
11097-69-1	Aroclor-1254	37	U	37	19
11096-82-5	Aroclor-1260	37	U	37	19

CAS NO.	SURROGATE	%REC	Q	LIMITS
877-09-8	Tetrachloro-m-xylene	67		29-151
2051-24-3	Decachlorobiphenyl	54		14-163

Appendix C

Support Documentation

CASE NARRATIVE

Client: Tetra Tech, Inc

Project: Taxiway Tango

Report Number: 240-28436-1

With the exceptions noted as flags or footnotes, standard analytical protocols were followed in the analysis of the samples and no problems were encountered or anomalies observed. In addition all laboratory quality control samples were within established control limits, with any exceptions noted below. Each sample was analyzed to achieve the lowest possible reporting limit within the constraints of the method. In some cases, due to interference or analytes present at high concentrations, samples were diluted. For diluted samples, the reporting limits are adjusted relative to the dilution required.

TestAmerica Canton attests to the validity of the laboratory data generated by TestAmerica facilities reported herein. All analyses performed by TestAmerica facilities were done using established laboratory SOPs that incorporate QA/QC procedures described in the application methods. TestAmerica's operations groups have reviewed the data for compliance with the laboratory QA/QC plan, and data have been found to be compliant with laboratory protocols unless otherwise noted below.

The test results in this report meet all NELAP requirements for parameters for which accreditation is required or available. Any exceptions to NELAP requirements are noted in this report. Pursuant to NELAP, this report may not be reproduced, except in full, without the written approval of the laboratory.

Calculations are performed before rounding to avoid round-off errors in calculated results.

All holding times were met and proper preservation noted for the methods performed on these samples, unless otherwise detailed in the individual sections below.

All solid sample results are reported on an "as received" basis unless otherwise indicated by the presence of a % solids value in the method header.

This laboratory report is confidential and is intended for the sole use of TestAmerica and its client.

RECEIPT

The samples were received on 08/28/2013; the samples arrived in good condition, properly preserved and on ice. The temperatures of the coolers at receipt were 3.4, 3.8 and 4.6 C.

VOLATILE ORGANIC COMPOUNDS (GCMS)

Samples DR-SB-202-02-04 (240-28436-1), DR-SB-202-06-08 (240-28436-2), DR-SB-204-02-04 (240-28436-3), DR-SB-204-08-10 (240-28436-4), DR-SB-205-06-08 (240-28436-5), DR-SB-205-10-12 (240-28436-6), DR-SB-206-04-06 (240-28436-7), DR-SB-206-08-10 (240-28436-8), DR-SB-207-02-04 (240-28436-9), DR-SB-207-10-12 (240-28436-10), DR-SB-208-04-06 (240-28436-11), DR-SB-208-08-10 (240-28436-12), DR-SB-209-04-06 (240-28436-13), DR-SB-209-08-10 (240-28436-14), DR-SB-210-04-06 (240-28436-15), DR-SB-210-12-13 (240-28436-16), DR-SB-211-04-06 (240-28436-17), DR-SB-211-08-10 (240-28436-18), DR-SB-212-04-06 (240-28436-19), DR-SB-212-11-13 (240-28436-20) and DR-SB-DUP01-0406 (240-28436-22) were analyzed for volatile organic compounds (GCMS) in accordance with EPA SW-846 Method 8260B. The samples were prepared on 08/28/2013 and 08/29/2013 and analyzed on 09/05/2013 and 09/06/2013.

Methylene Chloride was detected in method blank MB 240-100218/1-A at a level exceeding the reporting limit. If the associated sample reported a result above the MDL and/or RL, the result has been flagged.

1,2,3-Trichlorobenzene, 1,2,4-Trichlorobenzene and Naphthalene were detected in method blank MB 240-100252/6 at levels that were above the method detection limit but below the reporting limit. The values should be considered estimates, and have been flagged. If the associated sample reported a result above the MDL and/or RL, the result has been flagged.

1,2,3-Trichlorobenzene, 1,2,4-Trichlorobenzene and Naphthalene were detected in method blank MB 240-100346/7 at levels that were above the method detection limit but below the reporting limit. The values should be considered estimates, and have been flagged. If the associated sample reported a result above the MDL and/or RL, the result has been flagged.

Methylene Chloride was detected in method blank MB 240-99539/1-A at a level that was above the method detection limit but below the reporting limit. The value should be considered an estimate, and has been flagged. If the associated sample reported a result above the MDL and/or RL, the result has been flagged.

Sample DR-SB-212-11-13 (240-28436-20)[25X] required dilution prior to analysis. The reporting limits have been adjusted accordingly.

The laboratory control sample (LCS) for batch 100155 recovered outside control limits for the following analytes: Vinyl Acetate and

1,1-Dichloropropene. These analytes were biased high in the LCS and were not detected in the associated samples; therefore, the data have been reported.

The laboratory control sample (LCS) for batch 100346 recovered outside control limits for the following analytes: 1,1-Dichloropropene and Tetrachloroethene. These analytes were biased high in the LCS and were not detected in the associated samples; therefore, the data have been reported.

Insufficient sample volume was available to meet method-mandated requirements for matrix spike/matrix spike duplicate (MS/MSD) analyses for batches 99556 and 100346.

No other difficulties were encountered during the VOCs analysis. All other quality control parameters were within the acceptance limits.

VOLATILE ORGANIC COMPOUNDS (GCMS)

Samples TB-082713 (240-28436-21), TB-082713-2 (240-28436-23) and TB-082713-3 (240-28436-24) were analyzed for volatile organic compounds (GCMS) in accordance with EPA SW-846 Method 8260B. The samples were analyzed on 09/04/2013 and 09/05/2013.

Acetone was detected in method blank MB 240-100092/6 at a level exceeding the reporting limit. If the associated sample reported a result above the MDL and/or RL, the result has been flagged.

Methylene Chloride was detected in method blank MB 240-100203/18 at a level exceeding the reporting limit. If the associated sample reported a result above the MDL and/or RL, the result has been flagged.

1,1,1,2-Tetrachloroethane, Dibromochloromethane and trans-1,3-Dichloropropene failed the recovery criteria high for LCS 240-100092/4.

The laboratory control sample (LCS) for batch 100092 recovered outside control limits for multiple analytes. These analytes were biased high in the LCS and were not detected in the associated samples; therefore, the data have been reported.

No other difficulties were encountered during the VOCs analysis. All other quality control parameters were within the acceptance limits.

SEMIVOLATILE ORGANIC COMPOUNDS (GCMS)

Samples DR-SB-202-02-04 (240-28436-1), DR-SB-202-06-08 (240-28436-2), DR-SB-204-02-04 (240-28436-3), DR-SB-204-08-10 (240-28436-4), DR-SB-205-06-08 (240-28436-5), DR-SB-205-10-12 (240-28436-6), DR-SB-206-04-06 (240-28436-7), DR-SB-206-08-10 (240-28436-8), DR-SB-207-02-04 (240-28436-9), DR-SB-207-10-12 (240-28436-10), DR-SB-208-04-06 (240-28436-11), DR-SB-208-08-10 (240-28436-12), DR-SB-209-04-06 (240-28436-13), DR-SB-209-08-10 (240-28436-14), DR-SB-210-04-06 (240-28436-15), DR-SB-210-12-13 (240-28436-16), DR-SB-211-04-06 (240-28436-17), DR-SB-211-08-10 (240-28436-18), DR-SB-212-04-06 (240-28436-19), DR-SB-212-11-13 (240-28436-20) and DR-SB-DUP01-0406 (240-28436-22) were analyzed for semivolatile organic compounds (GCMS) in accordance with EPA SW-846 Method 8270D. The samples were prepared on 09/06/2013 and 09/09/2013 and analyzed on 09/11/2013 and 09/12/2013.

Bis(2-ethylhexyl) phthalate, Diethyl phthalate and Di-n-butyl phthalate were detected in method blank MB 240-100631/23-B at levels that were above the method detection limit but below the reporting limit. The values should be considered estimates, and have been flagged. If the associated sample reported a result above the MDL and/or RL, the result has been flagged.

Sample DR-SB-206-08-10 (240-28436-8)[2X] required dilution prior to analysis. The reporting limits have been adjusted accordingly.

The laboratory control sample (LCS) for batch 100408 associated with sample(s) DR-SB-202-02-04 (240-28436-1), DR-SB-202-06-08 (240-28436-2), DR-SB-204-02-04 (240-28436-3), DR-SB-204-08-10 (240-28436-4), DR-SB-205-06-08 (240-28436-5), DR-SB-205-10-12 (240-28436-6), DR-SB-206-04-06 (240-28436-7), DR-SB-206-08-10 (240-28436-8) recovered outside control limits for the following analyte: Benzaldehyde. However, since Benzaldehyde is a non-controlling compound no corrective action was required.

The laboratory control sample (LCS) for batch 100631 associated with sample(s) DR-SB-207-02-04 (240-28436-9), DR-SB-207-10-12 (240-28436-10), DR-SB-208-04-06 (240-28436-11), DR-SB-208-08-10 (240-28436-12), DR-SB-209-04-06 (240-28436-13), DR-SB-209-08-10 (240-28436-14), DR-SB-210-04-06 (240-28436-15), DR-SB-210-12-13 (240-28436-16), DR-SB-211-04-06 (240-28436-17), DR-SB-211-08-10 (240-28436-18), DR-SB-212-04-06 (240-28436-19), DR-SB-212-11-13 (240-28436-20), DR-SB-DUP01-0406 (240-28436-22) recovered outside control limits for the following analyte: Benzaldehyde. However, since Benzaldehyde is a non-controlling compound no corrective action was required.

No other difficulties were encountered during the SVOCs analysis. All other quality control parameters were within the acceptance limits.

GASOLINE RANGE ORGANICS (GRO)

Samples DR-SB-202-02-04 (240-28436-1), DR-SB-202-06-08 (240-28436-2), DR-SB-204-02-04 (240-28436-3), DR-SB-204-08-10 (240-28436-4), DR-SB-205-06-08 (240-28436-5), DR-SB-205-10-12 (240-28436-6), DR-SB-206-04-06 (240-28436-7), DR-SB-206-08-10 (240-28436-8), DR-SB-207-02-04 (240-28436-9), DR-SB-207-10-12 (240-28436-10), DR-SB-208-04-06 (240-28436-11), DR-SB-208-08-10 (240-28436-12), DR-SB-209-04-06 (240-28436-13), DR-SB-209-08-10 (240-28436-14), DR-SB-210-04-06 (240-28436-15), DR-SB-210-12-13 (240-28436-16), DR-SB-211-04-06 (240-28436-17), DR-SB-211-08-10 (240-28436-18), DR-SB-212-04-06 (240-28436-19), DR-SB-212-11-13 (240-28436-20) and DR-SB-DUP01-0406 (240-28436-22) were analyzed for gasoline range organics (GRO) in accordance with EPA-SW-846 Method 8015C - GRO. The samples were analyzed on 08/30/2013, 08/31/2013 and 09/04/2013.

No difficulties were encountered during the GRO analysis. All quality control parameters were within the acceptance limits.

DIESEL RANGE ORGANICS (DRO)

Samples DR-SB-202-02-04 (240-28436-1), DR-SB-202-06-08 (240-28436-2), DR-SB-204-02-04 (240-28436-3), DR-SB-204-08-10 (240-28436-4), DR-SB-205-06-08 (240-28436-5), DR-SB-205-10-12 (240-28436-6), DR-SB-206-04-06 (240-28436-7), DR-SB-206-08-10 (240-28436-8), DR-SB-207-02-04 (240-28436-9), DR-SB-207-10-12 (240-28436-10), DR-SB-208-04-06 (240-28436-11), DR-SB-208-08-10 (240-28436-12), DR-SB-209-04-06 (240-28436-13), DR-SB-209-08-10 (240-28436-14), DR-SB-210-04-06 (240-28436-15), DR-SB-210-12-13 (240-28436-16), DR-SB-211-04-06 (240-28436-17), DR-SB-211-08-10 (240-28436-18), DR-SB-212-04-06 (240-28436-19), DR-SB-212-11-13 (240-28436-20) and DR-SB-DUP01-0406 (240-28436-22) were analyzed for diesel range organics (DRO) in accordance with EPA SW-846 Method 8015C - DRO. The samples were prepared on 09/03/2013 and 09/04/2013 and analyzed on 09/04/2013, 09/05/2013 and 09/06/2013.

Surrogates are added during the extraction process prior to dilution. When the sample dilution is 5X or greater, surrogate recoveries are diluted out and no corrective action is required.

No difficulties were encountered during the DRO analysis. All quality control parameters were within the acceptance limits.

POLYCHLORINATED BIPHENYLS (PCBS)

Samples DR-SB-202-02-04 (240-28436-1), DR-SB-202-06-08 (240-28436-2), DR-SB-204-02-04 (240-28436-3), DR-SB-204-08-10 (240-28436-4), DR-SB-205-06-08 (240-28436-5), DR-SB-205-10-12 (240-28436-6), DR-SB-206-04-06 (240-28436-7), DR-SB-206-08-10 (240-28436-8), DR-SB-207-02-04 (240-28436-9), DR-SB-207-10-12 (240-28436-10), DR-SB-208-04-06 (240-28436-11), DR-SB-208-08-10 (240-28436-12), DR-SB-209-04-06 (240-28436-13), DR-SB-209-08-10 (240-28436-14), DR-SB-210-04-06 (240-28436-15), DR-SB-210-12-13 (240-28436-16), DR-SB-211-04-06 (240-28436-17), DR-SB-211-08-10 (240-28436-18), DR-SB-212-04-06 (240-28436-19), DR-SB-212-11-13 (240-28436-20) and DR-SB-DUP01-0406 (240-28436-22) were analyzed for polychlorinated biphenyls (PCBs) in accordance with EPA SW-846 Method 8082A. The samples were prepared on 09/06/2013 and analyzed on 09/10/2013.

The following sample(s) required a tetrabutylammonium sulfite (TBA) clean-up to reduce matrix interferences caused by sulfur. Lot # S65830 : (240-28436-22 MS), (240-28436-22 MSD), DR-SB-202-02-04 (240-28436-1), DR-SB-202-06-08 (240-28436-2), DR-SB-204-02-04 (240-28436-3), DR-SB-204-08-10 (240-28436-4), DR-SB-205-06-08 (240-28436-5), DR-SB-205-10-12 (240-28436-6), DR-SB-206-04-06 (240-28436-7), DR-SB-206-08-10 (240-28436-8), DR-SB-207-02-04 (240-28436-9), DR-SB-207-10-12 (240-28436-10), DR-SB-208-04-06 (240-28436-11), DR-SB-208-08-10 (240-28436-12), DR-SB-209-04-06 (240-28436-13), DR-SB-209-08-10 (240-28436-14), DR-SB-210-04-06 (240-28436-15), DR-SB-210-12-13 (240-28436-16), DR-SB-211-04-06 (240-28436-17), DR-SB-211-08-10 (240-28436-18), DR-SB-212-04-06 (240-28436-19), DR-SB-212-11-13 (240-28436-20), DR-SB-DUP01-0406 (240-28436-22).

The following sample(s) appears to contain polychlorinated biphenyls (PCBs); however, due to weathering or other environmental processes, the PCBs in the sample do not closely match any of the laboratory's Aroclor standards used for instrument calibration: DR-SB-208-08-10 (240-28436-12). The sample(s) has been quantified and reported as a mixture of Aroclors 1254 and 1260. Due to the poor match with the Aroclor standard(s), there is increased qualitative and quantitative uncertainty associated with this result.

No other difficulties were encountered during the PCBs analysis. All other quality control parameters were within the acceptance limits.

TOTAL METALS (ICP)

Samples DR-SB-202-02-04 (240-28436-1), DR-SB-202-06-08 (240-28436-2), DR-SB-204-02-04 (240-28436-3), DR-SB-204-08-10 (240-28436-4), DR-SB-205-06-08 (240-28436-5), DR-SB-205-10-12 (240-28436-6), DR-SB-206-04-06 (240-28436-7), DR-SB-206-08-10 (240-28436-8), DR-SB-207-02-04 (240-28436-9), DR-SB-207-10-12 (240-28436-10), DR-SB-208-04-06 (240-28436-11), DR-SB-208-08-10 (240-28436-12), DR-SB-209-04-06 (240-28436-13), DR-SB-209-08-10 (240-28436-14), DR-SB-210-04-06 (240-28436-15), DR-SB-210-12-13 (240-28436-16), DR-SB-211-04-06 (240-28436-17), DR-SB-211-08-10 (240-28436-18), DR-SB-212-04-06 (240-28436-19), DR-SB-212-11-13 (240-28436-20) and DR-SB-DUP01-0406 (240-28436-22) were analyzed for total metals (ICP) in accordance with EPA SW-846 Method 6010C. The samples were prepared on 08/29/2013 and analyzed on 09/04/2013.

Barium and Zinc were detected in method blank MB 240-99525/1-A at levels that were above the method detection limit but below the reporting limit. The values should be considered estimates, and have been flagged. If the associated sample reported a result above the MDL and/or RL, the result has been flagged.

Barium and Zinc were detected in method blank MB 240-99553/1-A at levels that were above the method detection limit but below the reporting limit. The values should be considered estimates, and have been flagged. If the associated sample reported a result above the MDL and/or RL, the result has been flagged.

Antimony failed the recovery criteria low for the MS of sample DR-SB-207-10-12MS (240-28436-10) in batch 240-100170. Vanadium failed the recovery criteria high.

No other difficulties were encountered during the metals analysis. All other quality control parameters were within the acceptance limits.

MERCURY

Samples DR-SB-202-02-04 (240-28436-1), DR-SB-202-06-08 (240-28436-2), DR-SB-204-02-04 (240-28436-3), DR-SB-204-08-10 (240-28436-4), DR-SB-205-06-08 (240-28436-5), DR-SB-205-10-12 (240-28436-6), DR-SB-206-04-06 (240-28436-7), DR-SB-206-08-10 (240-28436-8), DR-SB-207-02-04 (240-28436-9), DR-SB-207-10-12 (240-28436-10), DR-SB-208-04-06 (240-28436-11),

North Canton
4101 Shuffel Street, N. W.

North Canton, OH 44720
phone 330.497.9396 fax 330.497.0772

3.8, 3.9, 4.6

Chain of Custody



240-28436 Chain of Custody

estAmerica
THE LEADER IN ENVIRONMENTAL TESTING

stAmerica Laboratories, Inc.

Client Contact	Project Manager: Tony Apanavage	Site Contact: Tony Ap.	JC No:
Tetra Tech	Tel/Fax: 301-233-8230 (cell)	Lab Contact: Pat Omeara	Carrier: Fedex	1 of 3 COCs
20251 Century Blvd, Suite 200	Analysis Turnaround Time		Job No. 112IC04882
Germantown, MD 20874	Calendar (C) or Work Days (W)		SDG No.
(301) 528-3021 Phone	TAT if different from Below: Standard		
(301) 528-3000 FAX	☐ 2 weeks		
Project Name: Taxiway Tango	☐ 1 week		
Site: MSA	☐ 2 days		
P O #	☐ 1 day		Sampler: S. Cameron

Sample Identification	Sample Date	Sample Time	Sample Type	Matrix	# of Cont.	Filtered Sample	VOCs	SVOCs, PCBs, TPH-GRO	TPH-DRO	Priority Pollutant Metals	Sample Specific Notes:
DR-SB-202- 02-04	8/27/2013	0930	Soil	Water	6		x	x	x	x	
DR-SB-202- 06-08	8/27/2013	0935	Soil	Water	6		x	x	x	x	
DR-SB-204- 02-04	8/27/2013	1025	Soil	Water	6		x	x	x	x	
DR-SB-204- 08-10	8/27/2013	1030	Soil	Water	6		x	x	x	x	
DR-SB-205- 06-08	8/27/2013	0950	Soil	Water	6		x	x	x	x	
DR-SB-205- 10-12	8/27/2013	1005	Soil	Water	6		x	x	x	x	
DR-SB-206- 04-06	8/27/2013	1105	Soil	Water	6		x	x	x	x	
DR-SB-206- 08-10	8/27/2013	1110	Soil	Water	6		x	x	x	x	
DR-SB-207- 02-04	8/27/2013	1010	Soil	Water	6		x	x	x	x	
DR-SB-207- 10-12	8/27/2013	1100	Soil	Water	6		x	x	x	x	
DR-SB-208- 04-06	8/27/2013	1200	Soil	Water	6		x	x	x	x	
DR-SB-208- 08-10	8/27/2013	1205	Soil	Water	6		x	x	x	x	

Preservation Used: 1= Ice, 2= HCl; 3= H2SO4; 4=HNO3; 5=NaOH; 6= Other _____

Possible Hazard Identification
☒ *Non-Hazard* ☐ *Flammable* ☐ *Skin Irritant* *Poison B* ☐ *Unknown* ☐

Sample Disposal (A fee may be assessed if samples are retained longer than 1 month)
☐ *Return To Client* ☒ *Disposal By Lab* ☐ *Archive For* _____ *Months*

Special Instructions/QC Requirements & Comments:

Relinquished by:	Company: Tetra Tech	Date/Time: 8-27-13	Received by:	Company: TestAmerica	Date/Time: 8/27/13 1600
Relinquished by:	Company: TestAmerica	Date/Time: 8/27/13 1700	Received by:	Company:	Date/Time: 8/28/13 915
Relinquished by:	Company:	Date/Time:	Received by:	Company:	Date/Time:

North Canton
4101 Shuffel Street, N. W.

North Canton, OH 44720
phone 330.497.9396 fax 330.497.0772

Chain of Custody Record

TestAmerica
THE LEADER IN ENVIRONMENTAL TESTING

TestAmerica Laboratories, Inc.

Client Contact	Project Manager: Tony Apanavage	Site Contact: Tony Apanavage	Date: 8/27/13	COC No:
Tetra Tech	Tel/Fax: 301-233-8230 (cell)	Lab Contact: Pat Omeara	Carrier: Fedex	2 of 3 COCs
20251 Century Blvd, Suite 200	Analysis Turnaround Time			Job No. 112IC04882
Germantown, MD 20874	Calendar (C) or Work Days (W) _____			SDG No.
(301) 528-3021 Phone	TAT if different from Below: Standard			
(301) 528-3000 FAX	☐ 2 weeks			Sampler: S. Cameron
Project Name: Taxiway Tango	☐ 1 week			
Site: MSA	☐ 2 days			
P O #	☐ 1 day			

Sample Identification	Sample Date	Sample Time	Sample Type	Matrix	# of Cont.	Filtered Sample	VOCs	SVOCs, PCBs, TPH-GRO	TPH-DRO	Priority Pollutant Metals	Sample Specific Notes:
DR-SB-209- 04-06	8/27/2013	1350	Soil	Water	6		x	x	x	x	
DR-SB-209- 08-10	8/27/2013	1355	Soil	Water	6		x	x	x	x	
DR-SB-210- 04-06	8/27/2013	1210	Soil	Water	6		x	x	x	x	
DR-SB-210- 12-13	8/27/2013	1245	Soil	Water	6		x	x	x	x	
DR-SB-211- 04-06	8/27/2013	1450	Soil	Water	6		x	x	x	x	
DR-SB-211- 08-10	8/27/2013	1455	Soil	Water	6		x	x	x	x	
DR-SB-212- 04-06	8/27/2013	1355	Soil	Water	6		x	x	x	x	
DR-SB-212- 11-13	8/27/2013	1415	Soil	Water	6		x	x	x	x	
DR-SB-213-	8/27/2013		Soil	Water	6		x	x	x	x	
DR-SB-213-	8/27/2013		Soil	Water	6		x	x	x	x	
DR-SB-214-	8/27/2013		Soil	Water	6		x	x	x	x	
DR-SB-214-	8/27/2013		Soil	Water	6		x	x	x	x	

Preservation Used: 1= Ice, 2= HCl; 3= H2SO4; 4=HNO3; 5=NaOH; 6= Other _____

Possible Hazard Identification
☒ *Non-Hazard* ☐ *Flammable* ☐ *Skin Irritant* *Poison B* ☐ *Unknown* ☐

Sample Disposal (A fee may be assessed if samples are retained longer than 1 month)
☐ *Return To Client* ☒ *Disposal By Lab* ☐ *Archive For* _____ *Months*

Special Instructions/QC Requirements & Comments:

	Company:	Date/Time:		Company:	Date/Time:
Relinquished by:	Tetra Tech	8-27-13	Received by:	TestAmerica	8/27/13 1600
Relinquished by:	TestAmerica	8/27/13 1700	Received by:	JTAL	8/28/13 915
Relinquished by:	Company:	Date/Time:	Received by:	Company:	Date/Time:

North Canton
4101 Shuffel Street, N. W.

North Canton, OH 44720
phone 330.497.9396 fax 330.497.0772

Chain of Custody Record

TestAmerica
THE LEADER IN ENVIRONMENTAL TESTING

TestAmerica Laboratories, Inc.

Client Contact	Project Manager: Tony Apanavage	Site Contact: Tony Apanavage	Date: 8/27/13	COC No:
Tetra Tech	Tel/Fax: 301-233-8230 (cell)	Lab Contact: Pat Omeara	Carrier: Fedex	3 of 3 COCs
20251 Century Blvd, Suite 200	Analysis Turnaround Time			Job No. 112IC04882
Germantown, MD 20874	Calendar (C) or Work Days (W) ____			SDG No.
(301) 528-3021 Phone	TAT if different from Below: Standard			
(301) 528-3000 FAX	☐ 2 weeks			Sampler: S. Cameron
Project Name: Taxiway Tango	☐ 1 week			
Site: MSA	☐ 2 days			
P O #	☐ 1 day			

Sample Identification	Sample Date	Sample Time	Sample Type	Matrix	# of Cont.	Filtered Sample	VOCs	SVOCs, PCBs, TPH-GRO	TPH-DRO	Priority Polutant Metals	Sample Specific Notes:
TB-082713	8/27/2013	–	AQ	Water	2		x				
DR-SB-DUP01-0406	8/27/13	1215	Solid	Soil	6		x	x	x	x	
TB-082713-2	↓	—	AQ	Water	2		X				
TB-082713-3	↓	—	AQ	Water	2		X				

Preservation Used: 1= Ice, 2= HCl; 3= H_2SO_4; 4=HNO_3; 5=NaOH; 6= Other ____

Possible Hazard Identification
☒ *Non-Hazard* ☐ *Flammable* ☐ *Skin Irritant* *Poison B* ☐ *Unknown* ☐

Sample Disposal (A fee may be assessed if samples are retained longer than 1 month)
☐ *Return To Client* ☑ *Disposal By Lab* ☐ *Archive For* ____ *Months*

Special Instructions/QC Requirements & Comments:

	Company:	Date/Time:		Company:	Date/Time:
Relinquished by:	Tetra Tech	8-27-13/	Received by:	TestAmerica	8/27/13 / 1600
Relinquished by:	TestAmerica	8/27/13/1700	Received by:	TM	8/28/13 915
Relinquished by:	Company:	Date/Time:	Received by:	Company:	Date/Time:

TestAmerica Canton Sample Receipt Form/Narrative Login # : 28436
Canton Facility

Client Tetra Tech Site Name _____ Cooler unpacked by:

Cooler Received on 8/28/13 Opened on 8/28/13

FedEx: 1st Grd (Exp) UPS FAS Stetson Client Drop Off TestAmerica Courier Other _____

TestAmerica Cooler # _____ Foam Box Client Cooler Box Other _____

Packing material used: ~~Bubble Wrap~~ Foam Plastic Bag None Other _____

COOLANT: ~~Wet Ice~~ Blue Ice Dry Ice Water None

1. Cooler temperature upon receipt

IR GUN# A	(CF -1 °C) Observed Cooler Temp._____°C	Corrected Cooler Temp._____°C	
IR GUN# 4	(CF 0 °C) Observed Cooler Temp._____°C	Corrected Cooler Temp._____°C	☐ See Multiple Cooler Form
IR GUN# 5	(CF +1 °C) Observed Cooler Temp._____°C	Corrected Cooler Temp._____°C	
IR GUN# 8	(CF -0 °C) Observed Cooler Temp._____°C	Corrected Cooler Temp._____°C	

2. Were custody seals on the outside of the cooler(s)? If Yes Quantity 3 (Yes) No
   -Were custody seals on the outside of the cooler(s) signed & dated? (Yes) No NA
   -Were custody seals on the bottle(s)? Yes (No)
3. Shippers' packing slip attached to the cooler(s)? (Yes) No
4. Did custody papers accompany the sample(s)? (Yes) No
5. Were the custody papers relinquished & signed in the appropriate place? (Yes) No
6. Did all bottles arrive in good condition (Unbroken)? (Yes) No
7. Could all bottle labels be reconciled with the COC? (Yes) No
8. Were correct bottle(s) used for the test(s) indicated? (Yes) No
9. Sufficient quantity received to perform indicated analyses? (Yes) No
10. Were sample(s) at the correct pH upon receipt? Yes No (NA) pH Strip Lot# HC376062
11. Were VOAs on the COC? (Yes) No
12. Were air bubbles >6 mm in any VOA vials? Yes (No) NA
13. Was a trip blank present in the cooler(s)? (Yes) No

Contacted PM _____ Date _____ by _____ via Verbal Voice Mail Other
Concerning _____

14. CHAIN OF CUSTODY & SAMPLE DISCREPANCIES Samples processed by: Dwight Lee

COC DR-SB-DUP1-0406 Sample containers say DR-SB-210-4-6-DUP 01 will log per COC

15. SAMPLE CONDITION

Sample(s) _____ were received after the recommended holding time had expired.
Sample(s) _____ were received in a broken container.
Sample(s) _____ were received with bubble >6 mm in diameter. (Notify PM)

16. SAMPLE PRESERVATION

Sample(s) _____ were further preserved in the laboratory.
Time preserved: _____ Preservative(s) added/Lot number(s): _____

SAMPLE SUMMARY

Client: Tetra Tech, Inc

Job Number: 240-28436-1

Lab Sample ID	Client Sample ID	Client Matrix	Date/Time Sampled	Date/Time Received
240-28436-1	DR-SB-202-02-04	Solid	08/27/2013 0930	08/28/2013 0915
240-28436-2	DR-SB-202-06-08	Solid	08/27/2013 0935	08/28/2013 0915
240-28436-3	DR-SB-204-02-04	Solid	08/27/2013 1025	08/28/2013 0915
240-28436-4	DR-SB-204-08-10	Solid	08/27/2013 1030	08/28/2013 0915
240-28436-5	DR-SB-205-06-08	Solid	08/27/2013 0950	08/28/2013 0915
240-28436-6	DR-SB-205-10-12	Solid	08/27/2013 1005	08/28/2013 0915
240-28436-7	DR-SB-206-04-06	Solid	08/27/2013 1105	08/28/2013 0915
240-28436-8	DR-SB-206-08-10	Solid	08/27/2013 1110	08/28/2013 0915
240-28436-9	DR-SB-207-02-04	Solid	08/27/2013 1110	08/28/2013 0915
240-28436-10	DR-SB-207-10-12	Solid	08/27/2013 1100	08/28/2013 0915
240-28436-11	DR-SB-208-04-06	Solid	08/27/2013 1200	08/28/2013 0915
240-28436-12	DR-SB-208-08-10	Solid	08/27/2013 1205	08/28/2013 0915
240-28436-13	DR-SB-209-04-06	Solid	08/27/2013 1350	08/28/2013 0915
240-28436-14	DR-SB-209-08-10	Solid	08/27/2013 1355	08/28/2013 0915
240-28436-15	DR-SB-210-04-06	Solid	08/27/2013 1210	08/28/2013 0915
240-28436-16	DR-SB-210-12-13	Solid	08/27/2013 1245	08/28/2013 0915
240-28436-17	DR-SB-211-04-06	Solid	08/27/2013 1450	08/28/2013 0915
240-28436-18	DR-SB-211-08-10	Solid	08/27/2013 1455	08/28/2013 0915
240-28436-19	DR-SB-212-04-06	Solid	08/27/2013 1355	08/28/2013 0915
240-28436-20	DR-SB-212-11-13	Solid	08/27/2013 1415	08/28/2013 0915
240-28436-21	TB-082713	Water	08/27/2013 0000	08/28/2013 0915
240-28436-22	DR-SB-DUP01-0406	Solid	08/27/2013 1215	08/28/2013 0915
240-28436-23	TB-082713-2	Water	08/27/2013 0000	08/28/2013 0915
240-28436-24	TB-082713-3	Water	08/27/2013 0000	08/28/2013 0915

METHOD SUMMARY

Client: Tetra Tech, Inc

Job Number: 240-28436-1

Description	Lab Location	Method	Preparation Method
Matrix: Solid			
Volatile Organic Compounds (GC/MS)	TAL CAN	SW846 8260B	
Closed System Purge and Trap	TAL CAN		SW846 5035
Semivolatile Organic Compounds (GC/MS)	TAL CAN	SW846 8270D	
Soxhlet Extraction	TAL CAN		SW846 3540C
Nonhalogenated Organics using GC/FID -Modified (Gasoline Range Organics)	TAL CAN	SW846 8015C	
Purge and Trap	TAL CAN		SW846 5030B
Nonhalogenated Organics using GC/FID -Modified (Diesel Range Organics)	TAL CAN	SW846 8015C	
Ultrasonic Extraction	TAL CAN		SW846 3550C
Polychlorinated Biphenyls (PCBs) by Gas Chromatography	TAL CAN	SW846 8082A	
Soxhlet Extraction	TAL CAN		SW846 3540C
Metals (ICP)	TAL CAN	SW846 6010C	
Preparation, Metals	TAL CAN		SW846 3050B
Mercury in Solid or Semisolid Waste (Manual Cold Vapor Technique)	TAL CAN	SW846 7471B	
Preparation, Mercury	TAL CAN		SW846 7471B
Chromium, Hexavalent	TAL CAN	SW846 7196A	
Alkaline Digestion (Chromium, Hexavalent)	TAL CAN		SW846 3060A
Percent Moisture	TAL CAN	EPA Moisture	
Matrix: Water			
Volatile Organic Compounds (GC/MS)	TAL CAN	SW846 8260B	
Purge and Trap	TAL CAN		SW846 5030B

Lab References:

TAL CAN = TestAmerica Canton

Method References:

EPA = US Environmental Protection Agency

SW846 = "Test Methods For Evaluating Solid Waste, Physical/Chemical Methods", Third Edition, November 1986 And Its Updates.

SORT	UNITS	NSAMPLE	LAB_ID	QC_TYPE	SAMP_DATE	EXTR_DATE	ANAL_DATE	SMP_EXTR	EXTR_ANL	SMP_ANL
CR6	MG/KG	DR-SB-208-08-10	240-28436-12	NM	08/27/2013	09/10/2013	09/11/2013	14	1	15
CR6	MG/KG	DR-SB-208-04-06	240-28436-11	NM	08/27/2013	09/10/2013	09/11/2013	14	1	15
CR6	MG/KG	DR-SB-202-06-08	240-28436-2	NM	08/27/2013	09/10/2013	09/11/2013	14	1	15
CR6	MG/KG	DR-SB-DUP01-0406	240-28436-22	NM	08/27/2013	09/12/2013	09/18/2013	16	6	22
CR6	MG/KG	DR-SB-206-08-10	240-28436-8	NM	08/27/2013	09/10/2013	09/11/2013	14	1	15
CR6	MG/KG	DR-SB-206-04-06	240-28436-7	NM	08/27/2013	09/10/2013	09/11/2013	14	1	15
CR6	MG/KG	DR-SB-205-10-12	240-28436-6	NM	08/27/2013	09/10/2013	09/11/2013	14	1	15
CR6	MG/KG	DR-SB-205-06-08	240-28436-5	NM	08/27/2013	09/10/2013	09/11/2013	14	1	15
CR6	MG/KG	DR-SB-204-08-10	240-28436-4	NM	08/27/2013	09/10/2013	09/11/2013	14	1	15
CR6	MG/KG	DR-SB-204-02-04	240-28436-3	NM	08/27/2013	09/10/2013	09/11/2013	14	1	15
CR6	MG/KG	DR-SB-202-02-04	240-28436-1	NM	08/27/2013	09/10/2013	09/11/2013	14	1	15
CR6	MG/KG	DR-SB-212-11-13	240-28436-20	NM	08/27/2013	09/12/2013	09/18/2013	16	6	22
CR6	MG/KG	DR-SB-207-10-12	240-28436-10	NM	08/27/2013	09/10/2013	09/11/2013	14	1	15
OS	UG/KG	DR-SB-204-02-04	240-28436-3	NM	08/27/2013	09/06/2013	09/11/2013	10	5	15
OS	UG/KG	DR-SB-208-04-06	240-28436-11	NM	08/27/2013	09/09/2013	09/12/2013	13	3	16
OS	UG/KG	DR-SB-DUP01-0406	240-28436-22	NM	08/27/2013	09/09/2013	09/12/2013	13	3	16
OS	UG/KG	DR-SB-212-11-13	240-28436-20	NM	08/27/2013	09/09/2013	09/12/2013	13	3	16
OS	UG/KG	DR-SB-212-04-06	240-28436-19	NM	08/27/2013	09/09/2013	09/12/2013	13	3	16

SORT	UNITS	NSAMPLE	LAB_ID	QC_TYPE	SAMP_DATE	EXTR_DATE	ANAL_DATE	SMP_EXTR	EXTR_ANL	SMP_ANL
OS	UG/KG	DR-SB-211-08-10	240-28436-18	NM	08/27/2013	09/09/2013	09/12/2013	13	3	16
OS	UG/KG	DR-SB-211-04-06	240-28436-17	NM	08/27/2013	09/09/2013	09/12/2013	13	3	16
OS	UG/KG	DR-SB-210-12-13	240-28436-16	NM	08/27/2013	09/09/2013	09/12/2013	13	3	16
OS	UG/KG	DR-SB-210-04-06	240-28436-15	NM	08/27/2013	09/09/2013	09/12/2013	13	3	16
OS	UG/KG	DR-SB-209-08-10	240-28436-14	NM	08/27/2013	09/09/2013	09/12/2013	13	3	16
OS	UG/KG	DR-SB-202-02-04	240-28436-1	NM	08/27/2013	09/06/2013	09/11/2013	10	5	15
OS	UG/KG	DR-SB-208-08-10	240-28436-12	NM	08/27/2013	09/09/2013	09/12/2013	13	3	16
OS	UG/KG	DR-SB-202-06-08	240-28436-2	NM	08/27/2013	09/06/2013	09/11/2013	10	5	15
OS	UG/KG	DR-SB-207-10-12	240-28436-10	NM	08/27/2013	09/09/2013	09/12/2013	13	3	16
OS	UG/KG	DR-SB-207-02-04	240-28436-9	NM	08/27/2013	09/09/2013	09/12/2013	13	3	16
OS	UG/KG	DR-SB-206-08-10	240-28436-8	NM	08/27/2013	09/06/2013	09/11/2013	10	5	15
OS	UG/KG	DR-SB-206-04-06	240-28436-7	NM	08/27/2013	09/06/2013	09/11/2013	10	5	15
OS	UG/KG	DR-SB-205-10-12	240-28436-6	NM	08/27/2013	09/06/2013	09/11/2013	10	5	15
OS	UG/KG	DR-SB-205-06-08	240-28436-5	NM	08/27/2013	09/06/2013	09/11/2013	10	5	15
OS	UG/KG	DR-SB-204-08-10	240-28436-4	NM	08/27/2013	09/06/2013	09/11/2013	10	5	15
OS	UG/KG	DR-SB-209-04-06	240-28436-13	NM	08/27/2013	09/09/2013	09/12/2013	13	3	16
OV	UG/KG	DR-SB-209-04-06	240-28436-13	NM	08/27/2013	08/28/2013	09/06/2013	1	9	10
OV	UG/KG	DR-SB-204-02-04	240-28436-3	NM	08/27/2013	08/28/2013	09/05/2013	1	8	9

SORT	UNITS	NSAMPLE	LAB_ID	QC_TYPE	SAMP_DATE	EXTR_DATE	ANAL_DATE	SMP_EXTR	EXTR_ANL	SMP_ANL
OV	UG/KG	DR-SB-208-08-10	240-28436-12	NM	08/27/2013	08/28/2013	09/06/2013	1	9	10
OV	UG/KG	DR-SB-202-06-08	240-28436-2	NM	08/27/2013	08/28/2013	09/05/2013	1	8	9
OV	UG/KG	DR-SB-202-02-04	240-28436-1	NM	08/27/2013	08/28/2013	09/05/2013	1	8	9
OV	UG/KG	DR-SB-204-08-10	240-28436-4	NM	08/27/2013	08/28/2013	09/05/2013	1	8	9
OV	UG/KG	DR-SB-205-06-08	240-28436-5	NM	08/27/2013	08/28/2013	09/05/2013	1	8	9
OV	UG/KG	DR-SB-205-10-12	240-28436-6	NM	08/27/2013	08/28/2013	09/05/2013	1	8	9
OV	UG/KG	DR-SB-206-04-06	240-28436-7	NM	08/27/2013	08/28/2013	09/05/2013	1	8	9
OV	UG/KG	DR-SB-206-08-10	240-28436-8	NM	08/27/2013	08/28/2013	09/05/2013	1	8	9
OV	UG/KG	DR-SB-207-02-04	240-28436-9	NM	08/27/2013	08/28/2013	09/05/2013	1	8	9
OV	UG/KG	DR-SB-207-10-12	240-28436-10	NM	08/27/2013	08/28/2013	09/05/2013	1	8	9
OV	UG/KG	DR-SB-210-04-06	240-28436-15	NM	08/27/2013	08/28/2013	09/06/2013	1	9	10
OV	UG/KG	DR-SB-208-04-06	240-28436-11	NM	08/27/2013	08/28/2013	09/05/2013	1	8	9
OV	UG/KG	DR-SB-209-08-10	240-28436-14	NM	08/27/2013	08/28/2013	09/06/2013	1	9	10
OV	UG/KG	DR-SB-210-12-13	240-28436-16	NM	08/27/2013	08/28/2013	09/06/2013	1	9	10
OV	UG/KG	DR-SB-211-04-06	240-28436-17	NM	08/27/2013	08/28/2013	09/06/2013	1	9	10
OV	UG/KG	DR-SB-211-08-10	240-28436-18	NM	08/27/2013	08/28/2013	09/06/2013	1	9	10
OV	UG/KG	DR-SB-212-04-06	240-28436-19	NM	08/27/2013	08/28/2013	09/06/2013	1	9	10
OV	UG/KG	DR-SB-212-11-13	240-28436-20	NM	08/27/2013	08/29/2013	09/06/2013	2	8	10

SORT	UNITS	NSAMPLE	LAB_ID	QC_TYPE	SAMP_DATE	EXTR_DATE	ANAL_DATE	SMP_EXTR	EXTR_ANL	SMP_ANL
OV	UG/KG	DR-SB-DUP01-0406	240-28436-22	NM	08/27/2013	08/28/2013	09/06/2013	1	9	10
OV	UG/L	TB-082713-2	240-28436-23	NM	08/27/2013	09/05/2013	09/05/2013	9	0	9
OV	UG/L	TB-082713	240-28436-21	NM	08/27/2013	09/04/2013	09/04/2013	8	0	8
OV	UG/L	TB-082713-3	240-28436-24	NM	08/27/2013	09/05/2013	09/05/2013	9	0	9
PCB	UG/KG	DR-SB-211-08-10	240-28436-18	NM	08/27/2013	09/06/2013	09/10/2013	10	4	14
PCB	UG/KG	DR-SB-204-08-10	240-28436-4	NM	08/27/2013	09/06/2013	09/10/2013	10	4	14
PCB	UG/KG	DR-SB-212-11-13	240-28436-20	NM	08/27/2013	09/06/2013	09/10/2013	10	4	14
PCB	UG/KG	DR-SB-DUP01-0406	240-28436-22	NM	08/27/2013	09/06/2013	09/10/2013	10	4	14
PCB	UG/KG	DR-SB-202-02-04	240-28436-1	NM	08/27/2013	09/06/2013	09/10/2013	10	4	14
PCB	UG/KG	DR-SB-212-04-06	240-28436-19	NM	08/27/2013	09/06/2013	09/10/2013	10	4	14
PCB	UG/KG	DR-SB-204-02-04	240-28436-3	NM	08/27/2013	09/06/2013	09/10/2013	10	4	14
PCB	UG/KG	DR-SB-205-06-08	240-28436-5	NM	08/27/2013	09/06/2013	09/10/2013	10	4	14
PCB	UG/KG	DR-SB-205-10-12	240-28436-6	NM	08/27/2013	09/06/2013	09/10/2013	10	4	14
PCB	UG/KG	DR-SB-206-04-06	240-28436-7	NM	08/27/2013	09/06/2013	09/10/2013	10	4	14
PCB	UG/KG	DR-SB-206-08-10	240-28436-8	NM	08/27/2013	09/06/2013	09/10/2013	10	4	14
PCB	UG/KG	DR-SB-210-12-13	240-28436-16	NM	08/27/2013	09/06/2013	09/10/2013	10	4	14
PCB	UG/KG	DR-SB-207-10-12	240-28436-10	NM	08/27/2013	09/06/2013	09/10/2013	10	4	14
PCB	UG/KG	DR-SB-208-04-06	240-28436-11	NM	08/27/2013	09/06/2013	09/10/2013	10	4	14

SORT	UNITS	NSAMPLE	LAB_ID	QC_TYPE	SAMP_DATE	EXTR_DATE	ANAL_DATE	SMP_EXTR	EXTR_ANL	SMP_ANL
PCB	UG/KG	DR-SB-208-08-10	240-28436-12	NM	08/27/2013	09/06/2013	09/10/2013	10	4	14
PCB	UG/KG	DR-SB-209-04-06	240-28436-13	NM	08/27/2013	09/06/2013	09/10/2013	10	4	14
PCB	UG/KG	DR-SB-209-08-10	240-28436-14	NM	08/27/2013	09/06/2013	09/10/2013	10	4	14
PCB	UG/KG	DR-SB-210-04-06	240-28436-15	NM	08/27/2013	09/06/2013	09/10/2013	10	4	14
PCB	UG/KG	DR-SB-211-04-06	240-28436-17	NM	08/27/2013	09/06/2013	09/10/2013	10	4	14
PCB	UG/KG	DR-SB-207-02-04	240-28436-9	NM	08/27/2013	09/06/2013	09/10/2013	10	4	14
PCB	UG/KG	DR-SB-202-06-08	240-28436-2	NM	08/27/2013	09/06/2013	09/10/2013	10	4	14
	MG/KG	DR-SB-208-08-10	240-28436-12	NM	08/27/2013	09/04/2013	09/05/2013	8	1	9
	MG/KG	DR-SB-209-04-06	240-28436-13	NM	08/27/2013	09/04/2013	09/06/2013	8	2	10
	MG/KG	DR-SB-209-08-10	240-28436-14	NM	08/27/2013	09/04/2013	09/06/2013	8	2	10
	MG/KG	DR-SB-210-04-06	240-28436-15	NM	08/27/2013	09/04/2013	09/06/2013	8	2	10
	MG/KG	DR-SB-210-12-13	240-28436-16	NM	08/27/2013	09/04/2013	09/06/2013	8	2	10
	MG/KG	DR-SB-211-04-06	240-28436-17	NM	08/27/2013	09/04/2013	09/06/2013	8	2	10
	MG/KG	DR-SB-212-04-06	240-28436-19	NM	08/27/2013	09/04/2013	09/06/2013	8	2	10
	MG/KG	DR-SB-212-11-13	240-28436-20	NM	08/27/2013	09/04/2013	09/06/2013	8	2	10
	MG/KG	DR-SB-202-06-08	240-28436-2	NM	08/27/2013	09/03/2013	09/04/2013	7	1	8
	MG/KG	DR-SB-211-08-10	240-28436-18	NM	08/27/2013	09/04/2013	09/06/2013	8	2	10
	MG/KG	DR-SB-208-04-06	240-28436-11	NM	08/27/2013	09/04/2013	09/05/2013	8	1	9

SORT	UNITS	NSAMPLE	LAB_ID	QC_TYPE	SAMP_DATE	EXTR_DATE	ANAL_DATE	SMP_EXTR	EXTR_ANL	SMP_ANL
	MG/KG	DR-SB-207-10-12	240-28436-10	NM	08/27/2013	09/04/2013	09/05/2013	8	1	9
	MG/KG	DR-SB-207-02-04	240-28436-9	NM	08/27/2013	09/04/2013	09/05/2013	8	1	9
	MG/KG	DR-SB-206-08-10	240-28436-8	NM	08/27/2013	09/04/2013	09/05/2013	8	1	9
	MG/KG	DR-SB-206-04-06	240-28436-7	NM	08/27/2013	09/04/2013	09/05/2013	8	1	9
	MG/KG	DR-SB-205-10-12	240-28436-6	NM	08/27/2013	09/04/2013	09/05/2013	8	1	9
	MG/KG	DR-SB-205-06-08	240-28436-5	NM	08/27/2013	09/04/2013	09/05/2013	8	1	9
	MG/KG	DR-SB-DUP01-0406	240-28436-22	NM	08/27/2013	09/03/2013	09/04/2013	7	1	8
	MG/KG	DR-SB-204-02-04	240-28436-3	NM	08/27/2013	09/03/2013	09/04/2013	7	1	8
	MG/KG	DR-SB-202-02-04	240-28436-1	NM	08/27/2013	09/03/2013	09/04/2013	7	1	8
	MG/KG	DR-SB-204-08-10	240-28436-4	NM	08/27/2013	09/03/2013	09/04/2013	7	1	8
	UG/KG	DR-SB-208-04-06	240-28436-11	NM	08/27/2013	08/30/2013	08/31/2013	3	1	4
	UG/KG	DR-SB-208-08-10	240-28436-12	NM	08/27/2013	08/30/2013	08/31/2013	3	1	4
	UG/KG	DR-SB-DUP01-0406	240-28436-22	NM	08/27/2013	08/30/2013	08/30/2013	3	0	3
	UG/KG	DR-SB-212-11-13	240-28436-20	NM	08/27/2013	09/04/2013	09/04/2013	8	0	8
	UG/KG	DR-SB-212-04-06	240-28436-19	NM	08/27/2013	08/30/2013	08/31/2013	3	1	4
	UG/KG	DR-SB-211-08-10	240-28436-18	NM	08/27/2013	08/30/2013	08/31/2013	3	1	4
	UG/KG	DR-SB-211-04-06	240-28436-17	NM	08/27/2013	08/30/2013	08/31/2013	3	1	4
	UG/KG	DR-SB-210-12-13	240-28436-16	NM	08/27/2013	08/30/2013	08/31/2013	3	1	4

SORT	UNITS	NSAMPLE	LAB_ID	QC_TYPE	SAMP_DATE	EXTR_DATE	ANAL_DATE	SMP_EXTR	EXTR_ANL	SMP_ANL
	UG/KG	DR-SB-210-04-06	240-28436-15	NM	08/27/2013	08/30/2013	08/31/2013	3	1	4
	UG/KG	DR-SB-207-02-04	240-28436-9	NM	08/27/2013	08/30/2013	08/31/2013	3	1	4
	UG/KG	DR-SB-209-04-06	240-28436-13	NM	08/27/2013	08/30/2013	08/31/2013	3	1	4
	UG/KG	DR-SB-202-02-04	240-28436-1	NM	08/27/2013	08/30/2013	08/30/2013	3	0	3
	UG/KG	DR-SB-207-10-12	240-28436-10	NM	08/27/2013	08/30/2013	08/31/2013	3	1	4
	UG/KG	DR-SB-206-08-10	240-28436-8	NM	08/27/2013	08/30/2013	08/31/2013	3	1	4
	UG/KG	DR-SB-206-04-06	240-28436-7	NM	08/27/2013	08/30/2013	08/31/2013	3	1	4
	UG/KG	DR-SB-205-10-12	240-28436-6	NM	08/27/2013	08/30/2013	08/31/2013	3	1	4
	UG/KG	DR-SB-205-06-08	240-28436-5	NM	08/27/2013	08/30/2013	08/31/2013	3	1	4
	UG/KG	DR-SB-204-08-10	240-28436-4	NM	08/27/2013	08/30/2013	08/31/2013	3	1	4
	UG/KG	DR-SB-204-02-04	240-28436-3	NM	08/27/2013	08/30/2013	08/31/2013	3	1	4
	UG/KG	DR-SB-202-06-08	240-28436-2	NM	08/27/2013	08/30/2013	08/31/2013	3	1	4
	UG/KG	DR-SB-209-08-10	240-28436-14	NM	08/27/2013	08/30/2013	08/31/2013	3	1	4

Field Duplicate Precision

ANALYTE	DR-SB-210-04-06	DR-SB-DUP01-0406	RPD	DIFFERENCE
2-BUTANONE	1.3	7.4	140.23	6.1
ACETONE	20	110	138.46	90
CARBON DISULFIDE	ND	0.58	200.00	0.24
NAPHTHALENE	ND	0.29	200.00	0.14
2-METHYLNAPHTHALENE	3.9	ND	200.00	3.35
ACENAPHTHENE	6.3	9	35.29	2.7
ANTHRACENE	10	13	26.09	3
BENZO(A)ANTHRACENE	43	14	101.75	29
BENZO(A)PYRENE	35	13	91.67	22
BENZO(B)FLUORANTHENE	45	16	95.08	29
BENZO(G,H,I)PERYLENE	22	8.6	87.58	13.4
BENZO(K)FLUORANTHENE	16	5.8	93.58	10.2
BIS(2-ETHYLHEXYL)PHTHALATE	23	ND	200.00	2
CHRYSENE	43	16	91.53	27
DI-N-BUTYL PHTHALATE	24	19	23.26	5
DIBENZO(A,H)ANTHRACENE	7.2	3.7	64.22	3.5
FLUORANTHENE	56	28	66.67	28
FLUORENE	10	17	51.85	7
INDENO(1,2,3-CD)PYRENE	20	8.2	83.69	11.8
PHENANTHRENE	16	10	46.15	6
PYRENE	69	30	78.79	39
DIBENZOFURAN	ND	3.7	200.00	2.96

FORM V
GC/MS VOA INSTRUMENT PERFORMANCE CHECK
BROMOFLUOROBENZENE (BFB)

Lab Name: TestAmerica Canton Job No.: 240-28436-1

SDG No.:

Lab File ID: BFB8353.D BFB Injection Date: 09/04/2013

Instrument ID: A3UX8 BFB Injection Time: 00:28

Analysis Batch No.: 100002

M/E	ION ABUNDANCE CRITERIA	% RELATIVE ABUNDANCE	
50	15.0 - 40.0 % of mass 95	18.2	
75	30.0 - 60.0 % of mass 95	46.6	
95	Base Peak, 100% relative abundance	100.0	
96	5.0 - 9.0 % of mass 95	6.9	
173	Less than 2.0 % of mass 174	0.0	(0.0)1
174	50.0 - 120.00 % of mass 95	71.5	
175	5.0 - 9.0 % of mass 174	5.3	(7.4)1
176	95.0 - 101.0 % of mass 174	68.7	(96.1)1
177	5.0 - 9.0 % of mass 176	4.7	(6.8)2

1-Value is % mass 174 2-Value is % mass 176

THIS CHECK APPLIES TO THE FOLLOWING SAMPLES, MS, MSD, BLANKS AND STANDARDS:

CLIENT SAMPLE ID	LAB SAMPLE ID	LAB FILE ID	DATE ANALYZED	TIME ANALYZED
	STD8260 240-100002/3	UX87157.D	09/04/2013	01:29
	STD8260 240-100002/4	UX87158.D	09/04/2013	01:50
	STD8260 240-100002/5	UX87159.D	09/04/2013	02:12
	ICIS 240-100002/6	UX87160.D	09/04/2013	02:33
	STD8260 240-100002/7	UX87161.D	09/04/2013	02:54
	STD8260 240-100002/8	UX87162.D	09/04/2013	03:15
	STD8260 240-100002/9	UX87163.D	09/04/2013	03:36
	STD8260 240-100002/10	UX87164.D	09/04/2013	03:58
	STDA9 240-100002/11	UX87165.D	09/04/2013	04:19
	STDA9 240-100002/12	UX87166.D	09/04/2013	04:40
	STDA9 240-100002/13	UX87167.D	09/04/2013	05:01
	STDA9 240-100002/14	UX87168.D	09/04/2013	05:23
	STDA9 240-100002/15	UX87169.D	09/04/2013	05:44
	STDA9 240-100002/16	UX87170.D	09/04/2013	06:05
	ICV 240-100002/17	UX87171.D	09/04/2013	06:26

FORM VI
GC/MS VOA INITIAL CALIBRATION DATA
INTERNAL STANDARD CURVE EVALUATION

Lab Name: TestAmerica Canton Job No.: 240-28436-1 Analy Batch No.: 100002

SDG No.:

Instrument ID: A3UX8 GC Column: DB-624 ID: 0.18(mm) Heated Purge: (Y/N) Y

Calibration Start Date: 09/04/2013 01:29 Calibration End Date: 09/04/2013 03:58 Calibration ID: 17222

Calibration Files:

LEVEL:	LAB SAMPLE ID:	LAB FILE ID:
Level 1	STD8260 240-100002/10	UX87164.D
Level 2	STD8260 240-100002/9	UX87163.D
Level 3	STD8260 240-100002/8	UX87162.D
Level 4	STD8260 240-100002/7	UX87161.D
Level 5	ICIS 240-100002/6	UX87160.D
Level 6	STD8260 240-100002/5	UX87159.D
Level 7	STD8260 240-100002/4	UX87158.D
Level 8	STD8260 240-100002/3	UX87157.D

ANALYTE	RRF					CURVE TYPE	COEFFICIENT			#	MIN RRF	%RSD	#	MAX %RSD	R^2 OR COD	#	MIN R^2 OR COD
	LVL 1 LVL 6	LVL 2 LVL 7	LVL 3 LVL 8	LVL 4	LVL 5		B	M1	M2								
Dichlorodifluoromethane	0.1947 0.1935	0.2057 0.1971	0.1819 0.1973	0.1887	0.1898	Ave		0.1936				3.6		15.0			
Chloromethane	0.1767 0.1969	0.2189 0.1933	0.1861 0.1927	0.2007	0.1992	Ave		0.1956			0.1000	6.3		15.0			
Vinyl chloride	0.1601 0.1684	0.1809 0.1627	0.1627 0.1649	0.1668	0.1676	Ave		0.1668				3.8		15.0			
Bromomethane	0.1199 0.1021	0.1109 0.0711	0.1111	0.1105	0.1099	Ave		0.1051				15.0		15.0			
Chloroethane	0.1067 0.0993	0.1136 0.0933	0.1072 0.0761	0.1027	0.1033	Ave		0.1003				11.0		15.0			
Dichlorofluoromethane	+++++ 0.2608	0.2935 0.2530	0.2517 0.2417	0.2670	0.2645	Ave		0.2617				6.3		15.0			
Trichlorofluoromethane	0.2407 0.2331	0.2433 0.2395	0.2146 0.2385	0.2281	0.2336	Ave		0.2339				3.9		15.0			
Ethyl ether	0.2470 0.2106	0.2186 0.1865	0.1817 0.1981	0.1850	0.1802	Ave		0.2010				12.0		15.0			
Acrolein	+++++ 0.0201	0.0207 0.0184	0.0202 0.0206	0.0185	0.0201	Ave		0.0198				4.8		15.0			
1,1-Dichloroethene	0.1911 0.1791	0.1747 0.1730	0.1684 0.1804	0.1615	0.1721	Ave		0.1750				5.0		15.0			
1,1,2-Trichloro-1,2,2-trichfluoroethane	0.0946 0.1302	0.1344 0.1279	0.1209 0.1280	0.1241	0.1255	Ave		0.1232				9.9		15.0			
Acetone	+++++ 0.0744	+++++ 0.0582	0.1306 0.0631	0.0934	0.0776	Lin1	0.7069	0.0602							0.9940		0.9900
Iodomethane	0.3151 0.3257	0.3288 0.2958	0.2910 0.3128	0.2856	0.3054	Ave		0.3075				5.2		15.0			
Carbon disulfide	0.4417 0.5378	0.4608 0.5058	0.4671 0.5456	0.4508	0.4849	Ave		0.4868				8.1		15.0			

Note: The m1 coefficient is the same as Ave RRF for an Ave curve type.

FORM VI
GC/MS VOA INITIAL CALIBRATION DATA
INTERNAL STANDARD CURVE EVALUATION

Lab Name: TestAmerica Canton Job No.: 240-28436-1 Analy Batch No.: 100002

SDG No.:

Instrument ID: A3UX8 GC Column: DB-624 ID: 0.18(mm) Heated Purge: (Y/N) Y

Calibration Start Date: 09/04/2013 01:29 Calibration End Date: 09/04/2013 03:58 Calibration ID: 17222

ANALYTE	RRF					CURVE TYPE	COEFFICIENT			#	MIN RRF	%RSD	#	MAX %RSD	R^2 OR COD	#	MIN R^2 OR COD
	LVL 1 LVL 6	LVL 2 LVL 7	LVL 3 LVL 8	LVL 4	LVL 5		B	M1	M2								
3-Chloro-1-propene	+++++ 0.1114	0.0854 0.1081	0.0873 0.1130	0.0868	0.1027	Ave		0.0993				12.0		15.0			
Methyl acetate	0.1684 0.1886	0.1843 0.1550	0.1527 0.1706	0.1639	0.1643	Ave		0.1685				7.5		15.0			
Methylene Chloride	+++++ 0.2705	+++++ 0.2277	0.6300 0.2341	0.3300	0.2792	Lin1	1.6761	0.2210							0.9930		0.9900
tert-Butyl alcohol	0.0172 0.0213	0.0190 0.0163	0.0149 0.0173	0.0159	0.0162	Ave		0.0173				12.0		15.0			
Acrylonitrile	0.0839 0.0941	0.0930 0.0770	0.0764 0.0831	0.0818	0.0826	Ave		0.0840				7.7		15.0			
Methyl tert-butyl ether	0.5484 0.6550	0.5614 0.5772	0.5072 0.6186	0.5377	0.5461	Ave		0.5690				8.3		15.0			
trans-1,2-Dichloroethene	0.2089 0.2132	0.2141 0.1999	0.1931 0.2048	0.1881	0.2057	Ave		0.2035				4.5		15.0			
Hexane	0.0673 0.0561	0.0746 0.0570	0.0607 0.0574	0.0553	0.0563	Ave		0.0606				11.0		15.0			
1,1-Dichloroethane	0.3578 0.3589	0.3709 0.3293	0.3308 0.3507	0.3228	0.3371	Ave		0.3448			0.1000	5.0		15.0			
Vinyl acetate	+++++ 0.0396	0.0163 0.0352	0.0305 0.0396	0.0293	0.0321	Lin1	-0.051	0.0385							0.9960		0.9900
2-Butanone	+++++ 0.1036	0.1076 0.0859	0.0827 0.0932	0.0945	0.0894	Ave		0.0938				9.7		15.0			
cis-1,2-Dichloroethene	0.2119 0.2467	0.2309 0.2251	0.2169 0.2334	0.2208	0.2231	Ave		0.2261				4.8		15.0			
2,2-Dichloropropane	0.1613 0.1867	0.1609 0.1714	0.1543 0.1650	0.1633	0.1776	Ave		0.1676				6.2		15.0			
Bromochloromethane	0.1181 0.1217	0.1133 0.1094	0.1023 0.1170	0.1084	0.1078	Ave		0.1122				5.7		15.0			
Tetrahydrofuran	0.0618 0.0740	0.0633 0.0598	0.0542 0.0655	0.0598	0.0614	Ave		0.0625				9.1		15.0			
Chloroform	+++++ 0.3669	0.3614 0.3357	0.3366 0.3515	0.3219	0.3346	Ave		0.3441				4.7		15.0			
1,1,1-Trichloroethane	0.2360 0.2804	0.2660 0.2679	0.2275 0.2783	0.2356	0.2565	Ave		0.2560				8.0		15.0			
Cyclohexane	0.3748 0.3172	0.3800 0.3126	0.2773 0.3184	0.2854	0.3072	Ave		0.3216				12.0		15.0			
1,1-Dichloropropene	0.2126 0.2370	0.2124 0.2277	0.2048 0.2383	0.2141	0.2194	Ave		0.2208				5.6		15.0			
Carbon tetrachloride	0.1751 0.2217	0.2029 0.2173	0.1833 0.2325	0.1865	0.2011	Ave		0.2025				10.0		15.0			

Note: The ml coefficient is the same as Ave RRF for an Ave curve type.

FORM VI
GC/MS VOA INITIAL CALIBRATION DATA
INTERNAL STANDARD CURVE EVALUATION

Lab Name: TestAmerica Canton Job No.: 240-28436-1 Analy Batch No.: 100002

SDG No.:

Instrument ID: A3UX8 GC Column: DB-624 ID: 0.18(mm) Heated Purge: (Y/N) Y

Calibration Start Date: 09/04/2013 01:29 Calibration End Date: 09/04/2013 03:58 Calibration ID: 17222

ANALYTE	RRF					CURVE TYPE	COEFFICIENT			#	MIN RRF	%RSD	#	MAX %RSD	R^2 OR COD	#	MIN R^2 OR COD
	LVL 1 LVL 6	LVL 2 LVL 7	LVL 3 LVL 8	LVL 4	LVL 5		B	M1	M2								
Isobutyl alcohol	+++++ 0.0077	+++++ 0.0061	0.0051 0.0065	0.0061	0.0062	Ave		0.0063				14.0		15.0			
1,2-Dichloroethane	0.2798 0.3118	0.2957 0.2771	0.2676 0.2937	0.2779	0.2697	Ave		0.2842				5.3		15.0			
Benzene	0.7818 0.7983	0.8208 0.7450	0.7346 0.7757	0.7371	0.7383	Ave		0.7665				4.2		15.0			
n-Heptane	+++++ 0.0641	+++++ 0.0647	0.0519 0.0669	0.0605	0.0581	Ave		0.0610				8.9		15.0			
Trichloroethene	0.2379 0.2084	0.2218 0.1996	0.1934 0.2090	0.1924	0.1972	Ave		0.2075				7.6		15.0			
Methylcyclohexane	0.3031 0.3282	0.3648 0.3296	0.2833 0.3405	0.2860	0.3102	Ave		0.3182				8.8		15.0			
1,2-Dichloropropane	0.1689 0.2039	0.1942 0.1858	0.1777 0.1934	0.1820	0.1815	Ave		0.1859				5.9		15.0			
1,4-Dioxane	+++++ 0.0024	0.0019 0.0020	0.0019 0.0024	0.0020	0.0018	Ave		0.0021				12.0		15.0			
Dibromomethane	0.1218 0.1312	0.1222 0.1182	0.1060 0.1265	0.1137	0.1084	Ave		0.1185				7.4		15.0			
Bromodichloromethane	+++++ 0.2620	0.1858 0.2453	0.1928 0.2689	0.2146	0.2148	Ave		0.2263				15.0		15.0			
2-Chloroethyl vinyl ether	+++++ 0.1290	0.0959 0.1166	0.0934 0.1268	0.1060	0.1024	Ave		0.1100				13.0		15.0			
cis-1,3-Dichloropropene	0.1893 0.2985	0.2165 0.2840	0.1974 0.3057	0.2288	0.2394	Lin1	-0.217	0.2961							0.9960		0.9900
4-Methyl-2-pentanone	+++++ 0.2069	0.1585 0.1692	0.1440 0.1823	0.1707	0.1721	Ave		0.1720				11.0		15.0			
Toluene	+++++ 1.4340	+++++ 1.3243	1.3730 1.4148	1.3093	1.3143	Ave		1.3616				4.0		15.0			
trans-1,3-Dichloropropene	0.2151 0.4110	0.2556 0.3827	0.2546 0.4363	0.2993	0.3074	Lin1	-0.395	0.4134							0.9920		0.9900
Ethyl methacrylate	0.2026 0.4476	0.2580 0.3890	0.2613 0.4359	0.3335	0.3320	Lin1	-0.377	0.4213							0.9940		0.9900
1,1,2-Trichloroethane	0.3113 0.3130	0.2960 0.2756	0.2686 0.3038	0.2846	0.2698	Ave		0.2904				6.3		15.0			
1,3-Dichloropropane	+++++ 0.5209	0.4738 0.4507	0.4283 0.4927	0.4713	0.4394	Ave		0.4682				6.8		15.0			
Tetrachloroethene	0.2287 0.2474	0.2560 0.2405	0.2065 0.2515	0.2240	0.2330	Ave		0.2359				6.9		15.0			
2-Hexanone	+++++ 0.2344	0.1701 0.1879	0.1505 0.2125	0.1861	0.1906	Ave		0.1903				14.0		15.0			

Note: The m1 coefficient is the same as Ave RRF for an Ave curve type.

FORM VI
GC/MS VOA INITIAL CALIBRATION DATA
INTERNAL STANDARD CURVE EVALUATION

Lab Name: TestAmerica Canton Job No.: 240-28436-1 Analy Batch No.: 100002

SDG No.:

Instrument ID: A3UX8 GC Column: DB-624 ID: 0.18(mm) Heated Purge: (Y/N) Y

Calibration Start Date: 09/04/2013 01:29 Calibration End Date: 09/04/2013 03:58 Calibration ID: 17222

ANALYTE	RRF					CURVE TYPE	COEFFICIENT			#	MIN RRF	%RSD	#	MAX %RSD	R^2 OR COD	#	MIN R^2 OR COD
	LVL 1 LVL 6	LVL 2 LVL 7	LVL 3 LVL 8	LVL 4	LVL 5		B	M1	M2								
Dibromochloromethane	0.1741 0.3102	0.2157 0.2874	0.2080 0.3226	0.2288	0.2415	Lin1	-0.253	0.3081							0.9940		0.9900
1,2-Dibromoethane	+++++ 0.3054	0.2494 0.2612	0.2223 0.2881	0.2576	0.2478	Ave		0.2617				10.0		15.0			
Chlorobenzene	0.9165 0.9036	0.8916 0.8142	0.8029 0.8599	0.8245	0.8167	Ave		0.8537			0.3000	5.3		15.0			
1,1,1,2-Tetrachloroethane	0.2209 0.3018	0.2375 0.2776	0.2275 0.2994	0.2551	0.2576	Ave		0.2597				12.0		15.0			
Ethylbenzene	0.4124 0.4644	0.4344 0.4364	0.4085 0.4608	0.4229	0.4321	Ave		0.4340				4.7		15.0			
m-Xylene & p-Xylene	0.5021 0.5770	0.5152 0.5357	0.5230 0.5666	0.5177	0.5272	Ave		0.5331				4.9		15.0			
o-Xylene	0.3786 0.5630	0.4676 0.5099	0.4393 0.5316	0.4873	0.5124	Ave		0.4862				12.0		15.0			
Styrene	+++++ 0.9938	0.6709 0.8901	0.7227 0.9488	0.8001	0.8423	Ave		0.8384				14.0		15.0			
Bromoform	+++++ 0.1754	0.0940 0.1611	0.1059 0.1877	0.1202	0.1265	Lin1	-0.315	0.1785			0.1000				0.9920		0.9900
Isopropylbenzene	+++++ 1.3709	1.0947 1.2956	1.0056 1.3686	1.1812	1.2569	Ave		1.2248				11.0		15.0			
1,1,2,2-Tetrachloroethane	0.5160 0.7068	0.6134 0.6137	0.5657 0.6665	0.6250	0.6200	Ave		0.6159			0.3000	9.4		15.0			
Bromobenzene	0.6417 0.7992	0.6505 0.7226	0.6531 0.7294	0.6812	0.7164	Ave		0.6992				7.6		15.0			
1,2,3-Trichloropropane	0.1599 0.2531	0.2329 0.2116	0.2111 0.2239	0.2195	0.2281	Ave		0.2175				12.0		15.0			
trans-1,4-Dichloro-2-butene	+++++ 0.2250	0.1328 0.2020	0.1463 0.2241	0.1693	0.1769	Lin1	-0.285	0.2183							0.9960		0.9900
n-Propylbenzene	+++++ 0.7860	0.5814 0.7555	0.5911 0.7618	0.6802	0.7453	Ave		0.7002				12.0		15.0			
2-Chlorotoluene	+++++ 0.6868	0.5633 0.6354	0.5580 0.6536	0.6273	0.6409	Ave		0.6236				7.5		15.0			
1,3,5-Trimethylbenzene	1.5860 2.2993	1.7173 2.2007	1.6904 2.2966	1.9708	2.1383	Ave		1.9874				15.0		15.0			
4-Chlorotoluene	+++++ 0.7423	0.5953 0.6806	0.5756 0.6981	0.6423	0.6877	Ave		0.6603				9.0		15.0			
tert-Butylbenzene	1.4292 1.9370	1.6262 1.8506	1.4175 2.0050	1.6663	1.9125	Ave		1.7306				13.0		15.0			
1,2,4-Trimethylbenzene	+++++ 2.4322	1.7629 2.2397	1.7390 2.4194	2.0548	2.2618	Ave		2.1300				14.0		15.0			

Note: The m1 coefficient is the same as Ave RRF for an Ave curve type.

FORM VI
GC/MS VOA INITIAL CALIBRATION DATA
INTERNAL STANDARD CURVE EVALUATION

Lab Name: TestAmerica Canton Job No.: 240-28436-1 Analy Batch No.: 100002

SDG No.:

Instrument ID: A3UX8 GC Column: DB-624 ID: 0.18(mm) Heated Purge: (Y/N) Y

Calibration Start Date: 09/04/2013 01:29 Calibration End Date: 09/04/2013 03:58 Calibration ID: 17222

ANALYTE	RRF					CURVE TYPE	COEFFICIENT			#	MIN RRF	%RSD	#	MAX %RSD	R^2 OR COD	#	MIN R^2 OR COD
	LVL 1 LVL 6	LVL 2 LVL 7	LVL 3 LVL 8	LVL 4	LVL 5		B	M1	M2								
sec-Butylbenzene	1.8739 2.6937	1.9971 2.6212	2.0289 2.8147	2.4056	2.6625	Ave		2.3872				15.0		15.0			
1,3-Dichlorobenzene	+++++ 1.4222	1.3162 1.3146	1.1700 1.3982	1.2848	1.3453	Ave		1.3216				6.3		15.0			
p-Isopropyltoluene	+++++ 2.3364	1.7454 2.2388	1.6834 2.4443	2.0098	2.2805	Ave		2.1055				14.0		15.0			
1,4-Dichlorobenzene	+++++ 1.4539	1.4366 1.3351	1.2577 1.4336	1.3155	1.3536	Ave		1.3694				5.4		15.0			
n-Butylbenzene	1.4948 2.1213	1.5329 2.0571	1.4278 2.3180	1.7481	2.0106	Lin1	-1.574	2.2097							0.9960		0.9900
1,2-Dichlorobenzene	1.2722 1.3163	1.2608 1.1727	1.1591 1.3160	1.2217	1.2423	Ave		1.2451				4.7		15.0			
1,2-Dibromo-3-Chloropropane	+++++ 0.0927	+++++ 0.0836	0.0771 0.1057	0.0793	0.0821	Ave		0.0868				12.0		15.0			
1,2,4-Trichlorobenzene	0.6023 0.6326	0.6608 0.5787	0.5956 0.6854	0.6489	0.6508	Ave		0.6319				5.8		15.0			
Hexachlorobutadiene	0.3383 0.2632	0.3978 0.2452	0.3004 0.3277	0.3463	0.3272	Ave		0.3183				15.0		15.0			
Naphthalene	1.2373 1.5340	1.3327 1.3772	1.2677 1.5443	1.4739	1.4835	Ave		1.4063				8.5		15.0			
1,2,3-Trichlorobenzene	0.5631 0.4975	0.6333 0.4418	0.6069 0.4956	0.6251	0.5760	Ave		0.5549				13.0		15.0			
Dibromofluoromethane (Surr)	+++++ 0.2019	0.4318 0.1867	0.2758 0.1974	0.2172	0.2116	Lin1	0.4371	0.1908							0.9990		0.9900
1,2-Dichloroethane-d4 (Surr)	+++++ 0.2429	+++++ 0.2325	0.3653 0.2542	0.3002	0.2710	Lin1	0.5576	0.2419							0.9970		0.9900
Toluene-d8 (Surr)	+++++ 1.3934	2.9620 1.2373	1.8546 1.3044	1.5030	1.4181	Lin1	3.1595	1.2681							0.9990		0.9900
4-Bromofluorobenzene (Surr)	+++++ 0.4619	+++++ 0.4280	0.6693 0.4496	0.5446	0.5290	Lin1	1.2080	0.4362							0.9990		0.9900

Note: The m1 coefficient is the same as Ave RRF for an Ave curve type.

FORM VI
GC/MS VOA INITIAL CALIBRATION DATA
INTERNAL STANDARD CURVE EVALUATION

Lab Name: TestAmerica Canton Job No.: 240-28436-1 Analy Batch No.: 100002

SDG No.:

Instrument ID: A3UX8 GC Column: DB-624 ID: 0.18(mm) Heated Purge: (Y/N) Y

Calibration Start Date: 09/04/2013 04:19 Calibration End Date: 09/04/2013 06:05 Calibration ID: 17224

Calibration Files:

LEVEL:	LAB SAMPLE ID:	LAB FILE ID:
Level 1	STDA9 240-100002/16	UX87170.D
Level 2	STDA9 240-100002/15	UX87169.D
Level 3	STDA9 240-100002/14	UX87168.D
Level 4	STDA9 240-100002/13	UX87167.D
Level 5	STDA9 240-100002/12	UX87166.D
Level 6	STDA9 240-100002/11	UX87165.D

ANALYTE	RRF					CURVE TYPE	COEFFICIENT			#	MIN RRF	%RSD	#	MAX %RSD	R^2 OR COD	#	MIN R^2 OR COD
	LVL 1 LVL 6	LVL 2	LVL 3	LVL 4	LVL 5		B	M1	M2								
Methylal	0.2087 0.2341	0.2096	0.2063	0.2274	0.2177	Ave		0.2173				5.2		15.0			
Acetonitrile	0.0319 0.0273	0.0303	0.0276	0.0309	0.0278	Ave		0.0293				6.7		15.0			
Diisopropyl ether	0.1895 0.2083	0.1975	0.1850	0.2141	0.2103	Ave		0.2008				5.9		15.0			
2-Chloro-1,3-butadiene	0.2818 0.3122	0.2888	0.2616	0.3103	0.3190	Ave		0.2956				7.5		15.0			
Ethyl-t-butyl ether (ETBE)	0.5645 0.6424	0.6111	0.5611	0.6583	0.6531	Ave		0.6151				7.1		15.0			
Ethyl acetate	0.1645 0.1754	0.1596	0.1562	0.1722	0.1623	Ave		0.1650				4.5		15.0			
Propionitrile	0.0349 0.0315	0.0323	0.0326	0.0348	0.0315	Ave		0.0330				4.7		15.0			
Methacrylonitrile	0.1411 0.1302	0.1377	0.1343	0.1401	0.1292	Ave		0.1354				3.7		15.0			
Tert-amyl-methyl ether (TAME)	0.4564 0.5158	0.4723	0.4489	0.5307	0.5222	Ave		0.4911				7.3		15.0			
n-Butanol	0.0047 0.0045	0.0037	0.0047	0.0048	0.0044	Ave		0.0045				8.7		15.0			
Ethyl acrylate	0.2130 0.2534	0.2087	0.2155	0.2319	0.2325	Ave		0.2258				7.4		15.0			
Methyl methacrylate	0.1615 0.1793	0.1594	0.1656	0.1766	0.1724	Ave		0.1691				4.8		15.0			
2-Nitropropane	0.0261 0.0421	0.0254	0.0261	0.0324	0.0351	Qua	-0.075	0.0289 NT	0						1.0000		0.9900
Tetrahydrothiophene	0.1918 0.3519	0.2625	0.2920	0.3308	0.3265	Lin1	-0.874	0.3486							0.9990		0.9900
1-Chlorohexane	0.3094 0.3873	0.3599	0.3284	0.3652	0.3672	Ave		0.3529				8.1		15.0			

Note: The ml coefficient is the same as Ave RRF for an Ave curve type.

FORM VI
GC/MS VOA INITIAL CALIBRATION DATA
INTERNAL STANDARD CURVE EVALUATION

Lab Name: TestAmerica Canton Job No.: 240-28436-1 Analy Batch No.: 100002

SDG No.:

Instrument ID: A3UX8 GC Column: DB-624 ID: 0.18(mm) Heated Purge: (Y/N) Y

Calibration Start Date: 09/04/2013 04:19 Calibration End Date: 09/04/2013 06:05 Calibration ID: 17224

ANALYTE	RRF					CURVE TYPE	COEFFICIENT			#	MIN RRF	%RSD	#	MAX %RSD	R^2 OR COD	#	MIN R^2 OR COD
	LVL 1 LVL 6	LVL 2	LVL 3	LVL 4	LVL 5		B	M1	M2								
1,4-Dichlorobutane	0.0949 0.1182	0.1035	0.1093	0.1177	0.1189	Ave		0.1104				8.8		15.0			
Cyclohexanone	0.0514 0.0598	0.0541	0.0550	0.0604	0.0590	Ave		0.0566				6.4		15.0			
Pentachloroethane	0.1334 0.2563	0.1085	0.1171	0.2413	0.2547	Qua	-3.360	0.2728	0						0.9980		0.9900
1,2,3-Trimethylbenzene	2.2948 2.4224	2.3162	2.2109	2.4465	2.4311	Ave		2.3536				4.0		15.0			
Benzyl chloride	0.0639 0.1909	0.0692	0.0942	0.1296	0.1484	Qua	-0.387	0.1135	0.0004						1.0000		0.9900
1,3,5-Trichlorobenzene	0.8460 0.8165	0.8203	0.7434	0.7927	0.7677	Ave		0.7978				4.7		15.0			
2-Methylnaphthalene	0.6379 0.6192	0.6505	0.8577	0.6922	0.6493	Ave		0.6845				13.0		15.0			
n-Butyl acetate	0.1851 0.2526	0.1886	0.2105	0.2496	0.2433	Ave		0.2216				14.0		15.0			

Note: The m1 coefficient is the same as Ave RRF for an Ave curve type.

FORM V
GC/MS VOA INSTRUMENT PERFORMANCE CHECK
BROMOFLUOROBENZENE (BFB)

Lab Name: TestAmerica Canton Job No.: 240-28436-1

SDG No.:

Lab File ID: BFB8354.D BFB Injection Date: 09/05/2013

Instrument ID: A3UX8 BFB Injection Time: 02:39

Analysis Batch No.: 100155

M/E	ION ABUNDANCE CRITERIA	% RELATIVE ABUNDANCE	
50	15.0 - 40.0 % of mass 95	17.1	
75	30.0 - 60.0 % of mass 95	45.0	
95	Base Peak, 100% relative abundance	100.0	
96	5.0 - 9.0 % of mass 95	6.8	
173	Less than 2.0 % of mass 174	0.0	(0.0)1
174	50.0 - 120.00 % of mass 95	77.5	
175	5.0 - 9.0 % of mass 174	5.6	(7.3)1
176	95.0 - 101.0 % of mass 174	74.4	(96.0)1
177	5.0 - 9.0 % of mass 176	4.8	(6.4)2

1-Value is % mass 174 2-Value is % mass 176

THIS CHECK APPLIES TO THE FOLLOWING SAMPLES, MS, MSD, BLANKS AND STANDARDS:

CLIENT SAMPLE ID	LAB SAMPLE ID	LAB FILE ID	DATE ANALYZED	TIME ANALYZED
	CCVIS 240-100155/3	UX87187.D	09/05/2013	03:16
	CCV 240-100155/4	UX87188.D	09/05/2013	03:37
	LCS 240-100155/5	UX87189.D	09/05/2013	04:05
	240-28469-G-11-A MS	UX87204.D	09/05/2013	09:25
	240-28469-I-11-A MSD	UX87205.D	09/05/2013	09:46
	MB 240-99539/1-A	UX87213.D	09/05/2013	12:36
DR-SB-202-02-04	240-28436-1	UX87217.D	09/05/2013	14:01

FORM VII
GC/MS VOA CONTINUING CALIBRATION DATA

Lab Name: TestAmerica Canton Job No.: 240-28436-1

SDG No.:

Lab Sample ID: CCVIS 240-100155/3 Calibration Date: 09/05/2013 03:16

Instrument ID: A3UX8 Calib Start Date: 09/04/2013 01:29

GC Column: DB-624 ID: 0.18(mm) Calib End Date: 09/04/2013 03:58

Lab File ID: UX87187.D Conc. Units: ng/uL Heated Purge: (Y/N) Y

ANALYTE	CURVE TYPE	AVE RRF	RRF	MIN RRF	CALC AMOUNT	SPIKE AMOUNT	%D	MAX %D
Dichlorodifluoromethane	Ave	0.1936	0.2492		1.00	0.0200	28.7	50.0
Chloromethane	Ave	0.1956	0.2327	0.1000	1.00	0.0200	19.0	50.0
Vinyl chloride	Ave	0.1668	0.1948		1.00	0.0200	16.8	20.0
Bromomethane	Ave	0.1051	0.1252		1.00	0.0200	19.2	50.0
Chloroethane	Ave	0.1003	0.1147		1.00	0.0200	14.3	50.0
Dichlorofluoromethane	Ave	0.2617	0.2990		2.00	0.0200	14.2	50.0
Trichlorofluoromethane	Ave	0.2339	0.2845		1.00	0.0200	21.6	50.0
Ethyl ether	Ave	0.2010	0.2180		2.00	0.0200	8.5	50.0
Acrolein	Ave	0.0198	0.0195		20.0	0.100	-1.5	50.0
1,1-Dichloroethene	Ave	0.1750	0.2075		1.00	0.0200	18.5	20.0
1,1,2-Trichloro-1,2,2-trichfluoroethane	Ave	0.1232	0.1462		1.00	0.0200	18.7	50.0
Acetone	Lin1		0.0856		10.0	0.0400	12.9	50.0
Iodomethane	Ave	0.3075	0.3448		1.00	0.0200	12.1	50.0
Carbon disulfide	Ave	0.4868	0.5908		1.00	0.0200	21.4	50.0
3-Chloro-1-propene	Ave	0.0993	0.1163		2.00	0.0200	17.1	50.0
Methyl acetate	Ave	0.1685	0.1891		10.0	0.100	12.3	50.0
Methylene Chloride	Lin1		0.3675		1.00	0.0200	28.4	50.0
tert-Butyl alcohol	Ave	0.0173	0.0183		50.0	0.200	6.3	50.0
Acrylonitrile	Ave	0.0840	0.0951		20.0	0.200	13.2	50.0
Methyl tert-butyl ether	Ave	0.5690	0.6431		1.00	0.0200	13.0	50.0
trans-1,2-Dichloroethene	Ave	0.2035	0.2407		1.00	0.0200	18.3	50.0
Hexane	Ave	0.0606	0.0672		1.00	0.0200	10.9	20.0
1,1-Dichloroethane	Ave	0.3448	0.3840	0.1000	1.00	0.0200	11.4	50.0
Vinyl acetate	Lin1		0.0340		2.00	0.0192	-5.0	50.0
2-Butanone	Ave	0.0938	0.1064		10.0	0.0400	13.4	50.0
cis-1,2-Dichloroethene	Ave	0.2261	0.2622		1.00	0.0200	16.0	50.0
2,2-Dichloropropane	Ave	0.1676	0.1957		1.00	0.0200	16.8	50.0
Bromochloromethane	Ave	0.1122	0.1254		1.00	0.0200	11.7	50.0
Tetrahydrofuran	Ave	0.0625	0.0720		5.00	0.0400	15.2	50.0
Chloroform	Ave	0.3441	0.3945		1.00	0.0200	14.6	20.0
1,1,1-Trichloroethane	Ave	0.2560	0.3089		1.00	0.0200	20.7	50.0
Cyclohexane	Ave	0.3216	0.3717		1.00	0.0200	15.6	50.0
1,1-Dichloropropene	Ave	0.2208	0.2743		1.00	0.0200	24.2	50.0
Carbon tetrachloride	Ave	0.2025	0.2568		1.00	0.0200	26.8	50.0
Isobutyl alcohol	Ave	0.0063	0.0071		50.0	0.500	13.8	50.0
1,2-Dichloroethane	Ave	0.2842	0.3125		1.00	0.0200	10.0	50.0
Benzene	Ave	0.7665	0.8979		1.00	0.0200	17.1	50.0
n-Heptane	Ave	0.0610	0.0711		1.00	0.0200	16.4	50.0
Trichloroethene	Ave	0.2075	0.2390		1.00	0.0200	15.2	50.0
Methylcyclohexane	Ave	0.3182	0.3781		1.00	0.0200	18.8	50.0

FORM VII
GC/MS VOA CONTINUING CALIBRATION DATA

Lab Name: TestAmerica Canton Job No.: 240-28436-1

SDG No.:

Lab Sample ID: CCVIS 240-100155/3 Calibration Date: 09/05/2013 03:16

Instrument ID: A3UX8 Calib Start Date: 09/04/2013 01:29

GC Column: DB-624 ID: 0.18(mm) Calib End Date: 09/04/2013 03:58

Lab File ID: UX87187.D Conc. Units: ng/uL Heated Purge: (Y/N) Y

ANALYTE	CURVE TYPE	AVE RRF	RRF	MIN RRF	CALC AMOUNT	SPIKE AMOUNT	%D	MAX %D
1,2-Dichloropropane	Ave	0.1859	0.2109		1.00	0.0200	13.4	20.0
1,4-Dioxane	Ave	0.0021	0.0021		50.0	0.400	3.0	50.0
Dibromomethane	Ave	0.1185	0.1350		1.00	0.0200	13.9	50.0
Bromodichloromethane	Ave	0.2263	0.2535		1.00	0.0200	12.0	50.0
2-Chloroethyl vinyl ether	Ave	0.1100	0.1246		10.0	0.0400	13.3	50.0
cis-1,3-Dichloropropene	Lin1		0.2805		1.00	0.0200	-1.6	50.0
4-Methyl-2-pentanone	Ave	0.1720	0.2021		10.0	0.0400	17.5	50.0
Toluene	Ave	1.362	1.550		1.00	0.0200	13.9	20.0
trans-1,3-Dichloropropene	Lin1		0.3707		1.00	0.0200	-5.5	50.0
Ethyl methacrylate	Lin1		0.4001		1.00	0.0200	-0.6	50.0
1,1,2-Trichloroethane	Ave	0.2904	0.3204		1.00	0.0200	10.3	50.0
1,3-Dichloropropane	Ave	0.4682	0.5192		1.00	0.0200	10.9	50.0
Tetrachloroethene	Ave	0.2359	0.2853		1.00	0.0200	20.9	50.0
2-Hexanone	Ave	0.1903	0.2287		10.0	0.0400	20.2	50.0
Dibromochloromethane	Lin1		0.2834		1.00	0.0200	-3.9	50.0
1,2-Dibromoethane	Ave	0.2617	0.2921		1.00	0.0200	11.6	50.0
Chlorobenzene	Ave	0.8537	0.9421	0.3000	1.00	0.0200	10.3	50.0
1,1,1,2-Tetrachloroethane	Ave	0.2597	0.2919		1.00	0.0200	12.4	50.0
Ethylbenzene	Ave	0.4340	0.4895		1.00	0.0200	12.8	20.0
m-Xylene & p-Xylene	Ave	0.5331	0.6066		2.00	0.0200	13.8	50.0
o-Xylene	Ave	0.4862	0.5644		1.00	0.0200	16.1	50.0
Styrene	Ave	0.8384	0.9460		1.00	0.0200	12.8	50.0
Bromoform	Lin1		0.1559	0.1000	1.00	0.0200	-3.8	50.0
Isopropylbenzene	Ave	1.225	1.436		1.00	0.0200	17.3	50.0
1,1,2,2-Tetrachloroethane	Ave	0.6159	0.7160	0.3000	1.00	0.0200	16.3	50.0
Bromobenzene	Ave	0.6992	0.7928		1.00	0.0200	13.4	50.0
1,2,3-Trichloropropane	Ave	0.2175	0.2523		1.00	0.0200	16.0	50.0
trans-1,4-Dichloro-2-butene	Lin1		0.2042		1.00	0.0200	0.0	50.0
n-Propylbenzene	Ave	0.7002	0.8469		1.00	0.0200	21.0	50.0
2-Chlorotoluene	Ave	0.6236	0.7156		1.00	0.0200	14.8	50.0
1,3,5-Trimethylbenzene	Ave	1.987	2.412		1.00	0.0200	21.4	50.0
4-Chlorotoluene	Ave	0.6603	0.7721		1.00	0.0200	16.9	50.0
tert-Butylbenzene	Ave	1.731	2.097		1.00	0.0200	21.2	50.0
1,2,4-Trimethylbenzene	Ave	2.130	2.459		1.00	0.0200	15.4	50.0
sec-Butylbenzene	Ave	2.387	2.953		1.00	0.0200	23.7	50.0
1,3-Dichlorobenzene	Ave	1.322	1.433		1.00	0.0200	8.4	50.0
p-Isopropyltoluene	Ave	2.106	2.522		0.0240	0.0200	19.8	50.0
1,4-Dichlorobenzene	Ave	1.369	1.467		1.00	0.0200	7.2	50.0
n-Butylbenzene	Lin1		2.242		1.00	0.0200	5.0	50.0
1,2-Dichlorobenzene	Ave	1.245	1.337		1.00	0.0200	7.3	50.0
1,2-Dibromo-3-Chloropropane	Ave	0.0868	0.0923		2.00	0.0200	6.3	50.0

FORM VII
GC/MS VOA CONTINUING CALIBRATION DATA

Lab Name: TestAmerica Canton Job No.: 240-28436-1

SDG No.:

Lab Sample ID: CCVIS 240-100155/3 Calibration Date: 09/05/2013 03:16

Instrument ID: A3UX8 Calib Start Date: 09/04/2013 01:29

GC Column: DB-624 ID: 0.18(mm) Calib End Date: 09/04/2013 03:58

Lab File ID: UX87187.D Conc. Units: ng/uL Heated Purge: (Y/N) Y

ANALYTE	CURVE TYPE	AVE RRF	RRF	MIN RRF	CALC AMOUNT	SPIKE AMOUNT	%D	MAX %D
1,2,4-Trichlorobenzene	Ave	0.6319	0.6772		1.00	0.0200	7.2	50.0
Hexachlorobutadiene	Ave	0.3183	0.3436		1.00	0.0200	8.0	50.0
Naphthalene	Ave	1.406	1.483		1.00	0.0200	5.4	50.0
1,2,3-Trichlorobenzene	Ave	0.5549	0.5709		1.00	0.0200	2.9	50.0
Dibromofluoromethane (Surr)	Lin1		0.2234		0.0562	0.0500	12.5	50.0
1,2-Dichloroethane-d4 (Surr)	Lin1		0.2765		0.0548	0.0500	9.7	50.0
Toluene-d8 (Surr)	Lin1		1.483		0.0560	0.0500	11.9	50.0
4-Bromofluorobenzene (Surr)	Lin1		0.4964		0.0541	0.0500	8.3	50.0

FORM VII
GC/MS VOA CONTINUING CALIBRATION DATA

Lab Name: TestAmerica Canton Job No.: 240-28436-1

SDG No.:

Lab Sample ID: CCV 240-100155/4 Calibration Date: 09/05/2013 03:37

Instrument ID: A3UX8 Calib Start Date: 09/04/2013 04:19

GC Column: DB-624 ID: 0.18(mm) Calib End Date: 09/04/2013 06:05

Lab File ID: UX87188.D Conc. Units: ng/uL Heated Purge: (Y/N) Y

ANALYTE	CURVE TYPE	AVE RRF	RRF	MIN RRF	CALC AMOUNT	SPIKE AMOUNT	%D	MAX %D
Methylal	Ave	0.2173	0.2110		10.0	0.0400	-2.9	50.0
Acetonitrile	Ave	0.0293	0.0300		20.0	0.200	2.4	50.0
Diisopropyl ether	Ave	0.2008	0.1994		10.0	0.0200	-0.7	50.0
2-Chloro-1,3-butadiene	Ave	0.2956	0.3118		2.00	0.0200	5.5	50.0
Ethyl-t-butyl ether (ETBE)	Ave	0.6151	0.6267		5.00	0.0200	1.9	50.0
Ethyl acetate	Ave	0.1650	0.1665		4.00	0.0400	0.9	50.0
Propionitrile	Ave	0.0330	0.0340		4.00	0.200	3.2	50.0
Methacrylonitrile	Ave	0.1354	0.1406		2.00	0.200	3.8	50.0
Tert-amyl-methyl ether (TAME)	Ave	0.4911	0.5086		5.00	0.0200	3.6	50.0
n-Butanol	Ave	0.0045	0.0047		50.0	0.500	5.8	50.0
Ethyl acrylate	Ave	0.2258	0.2282		1.00	0.0200	1.0	50.0
Methyl methacrylate	Ave	0.1691	0.1743		2.00	0.0400	3.0	50.0
2-Nitropropane	Qua		0.0340	NT	2.00	0.0400	17.5	50.0
Tetrahydrothiophene	Lin1		0.2910		2.00	0.0200	-4.0	50.0
1-Chlorohexane	Ave	0.3529	0.3805		1.00	0.0200	7.8	50.0
Cyclohexanone	Ave	0.0566	0.0551		20.0	0.200	-2.8	50.0
Pentachloroethane	Qua		0.2793		1.00	0.0400	33.7	NT 50.0
1,2,3-Trimethylbenzene	Ave	2.354	2.475		0.0210	0.0200	5.1	50.0
Benzyl chloride	Qua		0.1154		1.00	0.0200	10.3	50.0
1,3,5-Trichlorobenzene	Ave	0.7978	0.9620		1.00	0.0200	20.6	NT 50.0
2-Methylnaphthalene	Ave	0.6845	0.6153		5.00	0.0400	-10.1	50.0

FORM IV
GC/MS VOA METHOD BLANK SUMMARY

Lab Name: TestAmerica Canton Job No.: 240-28436-1

SDG No.:

Lab File ID: UX87213.D Lab Sample ID: MB 240-99539/1-A

Matrix: Solid Heated Purge:(Y/N) Y

Instrument ID: A3UX8 Date Analyzed: 09/05/2013 12:36

GC Column: DB-624 ID: 0.18(mm)

THIS METHOD BLANK APPLIES TO THE FOLLOWING SAMPLES:

CLIENT SAMPLE ID	LAB SAMPLE ID	LAB FILE ID	DATE ANALYZED
DR-SB-202-02-04	240-28436-1	UX87217.D	09/05/2013 14:01

FORM I
GC/MS VOA ORGANICS ANALYSIS DATA SHEET

Lab Name: TestAmerica Canton | Job No.: 240-28436-1

SDG No.:

Client Sample ID: | Lab Sample ID: MB 240-99539/1-A

Matrix: Solid | Lab File ID: UX87213.D

Analysis Method: 8260B | Date Collected:

Sample wt/vol: 5.0(g) | Date Analyzed: 09/05/2013 12:36

Soil Aliquot Vol: | Dilution Factor: 1

Soil Extract Vol.: | GC Column: DB-624 ID: 0.18(mm)

% Moisture: | Level: (low/med) Low

Analysis Batch No.: 100155 | Units: ug/Kg

CAS NO.	COMPOUND NAME	RESULT	Q	RL	MDL
630-20-6	1,1,1,2-Tetrachloroethane	5.0	U	5.0	0.62
71-55-6	1,1,1-Trichloroethane	5.0	U	5.0	0.56
79-34-5	1,1,2,2-Tetrachloroethane	5.0	U	5.0	0.34
76-13-1	1,1,2-Trichloro-1,2,2-trichfluoroeth ane	5.0	U	5.0	1.3
75-34-3	1,1-Dichloroethane	5.0	U	5.0	0.36
75-35-4	1,1-Dichloroethene	5.0	U	5.0	0.52
563-58-6	1,1-Dichloropropene	5.0	U	5.0	0.30
87-61-6	1,2,3-Trichlorobenzene	5.0	U	5.0	0.38
96-18-4	1,2,3-Trichloropropane	5.0	U	5.0	0.90
526-73-8	1,2,3-Trimethylbenzene	5.0	U	5.0	0.17
120-82-1	1,2,4-Trichlorobenzene	5.0	U	5.0	0.27
95-63-6	1,2,4-Trimethylbenzene	5.0	U	5.0	0.65
96-12-8	1,2-Dibromo-3-Chloropropane	10	U	10	1.3
95-50-1	1,2-Dichlorobenzene	5.0	U	5.0	0.36
107-06-2	1,2-Dichloroethane	5.0	U	5.0	0.34
78-87-5	1,2-Dichloropropane	5.0	U	5.0	0.69
541-73-1	1,3-Dichlorobenzene	5.0	U	5.0	0.35
142-28-9	1,3-Dichloropropane	5.0	U	5.0	0.34
106-46-7	1,4-Dichlorobenzene	5.0	U	5.0	0.66
594-20-7	2,2-Dichloropropane	5.0	U	5.0	0.94
110-75-8	2-Chloroethyl vinyl ether	50	U	50	1.4
95-49-8	2-Chlorotoluene	5.0	U	5.0	0.40
591-78-6	2-Hexanone	20	U	20	0.63
106-43-4	4-Chlorotoluene	5.0	U	5.0	0.41
67-64-1	Acetone	20	U	20	6.3
71-43-2	Benzene	5.0	U	5.0	0.23
108-86-1	Bromobenzene	5.0	U	5.0	0.33
74-97-5	Bromochloromethane	5.0	U	5.0	0.71
75-25-2	Bromoform	5.0	U	5.0	0.33
74-83-9	Bromomethane	5.0	U	5.0	0.54
75-15-0	Carbon disulfide	5.0	U	5.0	0.44
56-23-5	Carbon tetrachloride	5.0	U	5.0	0.37
108-90-7	Chlorobenzene	5.0	U	5.0	0.33
75-00-3	Chloroethane	5.0	U	5.0	0.86
67-66-3	Chloroform	5.0	U	5.0	0.29

FORM I
GC/MS VOA ORGANICS ANALYSIS DATA SHEET

Lab Name: TestAmerica Canton Job No.: 240-28436-1

SDG No.:

Client Sample ID: Lab Sample ID: MB 240-99539/1-A

Matrix: Solid Lab File ID: UX87213.D

Analysis Method: 8260B Date Collected:

Sample wt/vol: 5.0(g) Date Analyzed: 09/05/2013 12:36

Soil Aliquot Vol: Dilution Factor: 1

Soil Extract Vol.: GC Column: DB-624 ID: 0.18(mm)

% Moisture: Level: (low/med) Low

Analysis Batch No.: 100155 Units: ug/Kg

CAS NO.	COMPOUND NAME	RESULT	Q	RL	MDL
74-87-3	Chloromethane	5.0	U	5.0	0.41
156-59-2	cis-1,2-Dichloroethene	5.0	U	5.0	0.36
75-27-4	Bromodichloromethane	5.0	U	5.0	0.28
10061-01-5	cis-1,3-Dichloropropene	5.0	U	5.0	0.34
106-93-4	1,2-Dibromoethane	5.0	U	5.0	0.50
74-95-3	Dibromomethane	5.0	U	5.0	0.63
75-71-8	Dichlorodifluoromethane	5.0	U	5.0	0.50
108-20-3	Diisopropyl ether	10	U	10	1.5
100-41-4	Ethylbenzene	5.0	U	5.0	0.26
87-68-3	Hexachlorobutadiene	5.0	U	5.0	1.2
98-82-8	Isopropylbenzene	5.0	U	5.0	0.16
78-93-3	2-Butanone	20	U	20	1.4
108-10-1	4-Methyl-2-pentanone	20	U	20	0.54
179601-23-1	m-Xylene & p-Xylene	10	U	10	1.2
1634-04-4	Methyl tert-butyl ether	5.0	U	5.0	0.43
91-20-3	Naphthalene	5.0	U	5.0	0.19
104-51-8	n-Butylbenzene	5.0	U	5.0	0.23
75-09-2	Methylene Chloride	4.50	J	5.0	0.67
103-65-1	n-Propylbenzene	5.0	U	5.0	0.40
95-47-6	o-Xylene	5.0	U	5.0	0.35
99-87-6	p-Isopropyltoluene	5.0	U	5.0	0.21
637-92-3	Ethyl-t-butyl ether (ETBE)	5.0	U	5.0	0.22
135-98-8	sec-Butylbenzene	5.0	U	5.0	0.18
100-42-5	Styrene	5.0	U	5.0	0.15
994-05-8	Tert-amyl-methyl ether (TAME)	5.0	U	5.0	0.37
98-06-6	tert-Butylbenzene	5.0	U	5.0	0.29
127-18-4	Tetrachloroethene	5.0	U	5.0	0.52
108-88-3	Toluene	5.0	U	5.0	0.27
156-60-5	trans-1,2-Dichloroethene	5.0	U	5.0	0.41
10061-02-6	trans-1,3-Dichloropropene	5.0	U	5.0	0.54
79-01-6	Trichloroethene	5.0	U	5.0	0.42
75-69-4	Trichlorofluoromethane	5.0	U	5.0	0.34
75-65-0	tert-Butyl alcohol	200	U	200	7.6
108-05-4	Vinyl acetate	10	U	10	0.25
75-01-4	Vinyl chloride	5.0	U	5.0	0.39
124-48-1	Dibromochloromethane	5.0	U	5.0	0.55

FORM I
GC/MS VOA ORGANICS ANALYSIS DATA SHEET

Lab Name: TestAmerica Canton Job No.: 240-28436-1

SDG No.:

Client Sample ID: Lab Sample ID: MB 240-99539/1-A

Matrix: Solid Lab File ID: UX87213.D

Analysis Method: 8260B Date Collected:

Sample wt/vol: 5.0(g) Date Analyzed: 09/05/2013 12:36

Soil Aliquot Vol: Dilution Factor: 1

Soil Extract Vol.: GC Column: DB-624 ID: 0.18(mm)

% Moisture: Level: (low/med) Low

Analysis Batch No.: 100155 Units: ug/Kg

CAS NO.	COMPOUND NAME	RESULT	Q	RL	MDL
1330-20-7	Xylenes, Total	10	U	10	0.35

CAS NO.	SURROGATE	%REC	Q	LIMITS
17060-07-0	1,2-Dichloroethane-d4 (Surr)	96		58-123
460-00-4	4-Bromofluorobenzene (Surr)	89		52-136
2037-26-5	Toluene-d8 (Surr)	100		67-125
1868-53-7	Dibromofluoromethane (Surr)	95		37-132

FORM V
GC/MS VOA INSTRUMENT PERFORMANCE CHECK
BROMOFLUOROBENZENE (BFB)

Lab Name: TestAmerica Canton Job No.: 240-28436-1

SDG No.:

Lab File ID: BFB8355.D BFB Injection Date: 09/06/2013

Instrument ID: A3UX8 BFB Injection Time: 02:06

Analysis Batch No.: 100346

M/E	ION ABUNDANCE CRITERIA	% RELATIVE ABUNDANCE	
50	15.0 - 40.0 % of mass 95	17.5	
75	30.0 - 60.0 % of mass 95	46.6	
95	Base Peak, 100% relative abundance	100.0	
96	5.0 - 9.0 % of mass 95	6.6	
173	Less than 2.0 % of mass 174	0.2	(0.2)1
174	50.0 - 120.00 % of mass 95	77.7	
175	5.0 - 9.0 % of mass 174	5.5	(7.1)1
176	95.0 - 101.0 % of mass 174	74.9	(96.4)1
177	5.0 - 9.0 % of mass 176	4.9	(6.5)2

1-Value is % mass 174 2-Value is % mass 176

THIS CHECK APPLIES TO THE FOLLOWING SAMPLES, MS, MSD, BLANKS AND STANDARDS:

CLIENT SAMPLE ID	LAB SAMPLE ID	LAB FILE ID	DATE ANALYZED	TIME ANALYZED
	CCV 240-100346/4	UX87221.D	09/06/2013	03:04
	CCVIS 240-100346/5	UX87222.D	09/06/2013	03:25
	LCS 240-100346/6	UX87223.D	09/06/2013	03:47
	MB 240-100346/7	UX87224.D	09/06/2013	04:08
DR-SB-208-08-10	240-28436-12	UX87227.D	09/06/2013	05:18
DR-SB-209-04-06	240-28436-13	UX87228.D	09/06/2013	05:40
DR-SB-209-08-10	240-28436-14	UX87229.D	09/06/2013	06:01
DR-SB-210-04-06	240-28436-15	UX87230.D	09/06/2013	06:22
DR-SB-210-12-13	240-28436-16	UX87231.D	09/06/2013	06:44
DR-SB-211-04-06	240-28436-17	UX87232.D	09/06/2013	07:05
DR-SB-211-08-10	240-28436-18	UX87233.D	09/06/2013	07:26
DR-SB-212-04-06	240-28436-19	UX87234.D	09/06/2013	07:47
	MB 240-100218/1-A	UX87245.D	09/06/2013	11:41
DR-SB-DUP01-0406	240-28436-22	UX87246.D	09/06/2013	12:02
	MB 240-99556/1-A	UX87247.D	09/06/2013	12:24
	LCS 240-99556/2-A	UX87248.D	09/06/2013	12:45
DR-SB-212-11-13	240-28436-20	UX87250.D	09/06/2013	13:27

FORM VII
GC/MS VOA CONTINUING CALIBRATION DATA

Lab Name: TestAmerica Canton Job No.: 240-28436-1

SDG No.:

Lab Sample ID: CCV 240-100346/4 Calibration Date: 09/06/2013 03:04

Instrument ID: A3UX8 Calib Start Date: 09/04/2013 04:19

GC Column: DB-624 ID: 0.18(mm) Calib End Date: 09/04/2013 06:05

Lab File ID: UX87221.D Conc. Units: ng/uL Heated Purge: (Y/N) Y

ANALYTE	CURVE TYPE	AVE RRF	RRF	MIN RRF	CALC AMOUNT	SPIKE AMOUNT	%D	MAX %D
Acetonitrile	Ave	0.0293	0.0304		20.0	0.200	3.7	50.0
Diisopropyl ether	Ave	0.2008	0.1857		10.0	0.0200	-7.5	50.0
2-Chloro-1,3-butadiene	Ave	0.2956	0.3031		2.00	0.0200	2.5	50.0
Ethyl-t-butyl ether (ETBE)	Ave	0.6151	0.5688		5.00	0.0200	-7.5	50.0
Ethyl acetate	Ave	0.1650	0.1731		4.00	0.0400	4.9	50.0
Propionitrile	Ave	0.0330	0.0346		4.00	0.200	5.1	50.0
Methacrylonitrile	Ave	0.1354	0.1442		2.00	0.200	6.5	50.0
Tert-amyl-methyl ether (TAME)	Ave	0.4911	0.4596		5.00	0.0200	-6.4	50.0
n-Butanol	Ave	0.0045	0.0045		50.0	0.500	1.8	50.0
Ethyl acrylate	Ave	0.2258	0.2291		1.00	0.0200	1.4	50.0
Methyl methacrylate	Ave	0.1691	0.1664		2.00	0.0400	-1.6	50.0
2-Nitropropane	Qua		0.0344		2.00	0.0400	18.9	50.0
Cyclohexanone	Ave	0.0566	0.0064		20.0	0.200	-88.6*	50.0
Pentachloroethane	Qua		0.2011		1.00	0.0400	4.8	50.0
1,2,3-Trimethylbenzene	Ave	2.354	2.319		0.0197	0.0200	-1.5	50.0
Benzyl chloride	Qua		0.1247		1.00	0.0200	17.3	50.0
1,3,5-Trichlorobenzene	Ave	0.7978	0.8977		1.00	0.0200	12.5	50.0
2-Methylnaphthalene	Ave	0.6845	0.6124		5.00	0.0400	-10.5	50.0

FORM VII
GC/MS VOA CONTINUING CALIBRATION DATA

Lab Name: TestAmerica Canton Job No.: 240-28436-1

SDG No.:

Lab Sample ID: CCVIS 240-100346/5 Calibration Date: 09/06/2013 03:25

Instrument ID: A3UX8 Calib Start Date: 09/04/2013 01:29

GC Column: DB-624 ID: 0.18(mm) Calib End Date: 09/04/2013 03:58

Lab File ID: UX87222.D Conc. Units: ng/uL Heated Purge: (Y/N) Y

ANALYTE	CURVE TYPE	AVE RRF	RRF	MIN RRF	CALC AMOUNT	SPIKE AMOUNT	%D	MAX %D
Dichlorodifluoromethane	Ave	0.1936	0.2315		1.00	0.0200	19.6	50.0
Chloromethane	Ave	0.1956	0.2080	0.1000	1.00	0.0200	6.3	50.0
Vinyl chloride	Ave	0.1668	0.1816		1.00	0.0200	8.9	20.0
Bromomethane	Ave	0.1051	0.1141		1.00	0.0200	8.6	50.0
Chloroethane	Ave	0.1003	0.1046		1.00	0.0200	4.3	50.0
Dichlorofluoromethane	Ave	0.2617	0.2646		2.00	0.0200	1.1	50.0
Trichlorofluoromethane	Ave	0.2339	0.2564		1.00	0.0200	9.6	50.0
Ethyl ether	Ave	0.2010	0.1967		2.00	0.0200	-2.1	50.0
Acrolein	Ave	0.0198	0.0153		20.0	0.100	-22.8	50.0
1,1-Dichloroethene	Ave	0.1750	0.1954		1.00	0.0200	11.7	20.0
1,1,2-Trichloro-1,2,2-trichfluoroethane	Ave	0.1232	0.1537		1.00	0.0200	24.7	50.0
Acetone	Lin1		0.0765		10.0	0.0400	-2.3	50.0
Iodomethane	Ave	0.3075	0.3226		1.00	0.0200	4.9	50.0
Carbon disulfide	Ave	0.4868	0.5525		1.00	0.0200	13.5	50.0
3-Chloro-1-propene	Ave	0.0993	0.1114		2.00	0.0200	12.3	50.0
Methyl acetate	Ave	0.1685	0.1745		10.0	0.100	3.5	50.0
Methylene Chloride	Lin1		0.3328		1.00	0.0200	12.6	50.0
tert-Butyl alcohol	Ave	0.0173	0.0169		50.0	0.200	-2.3	50.0
Acrylonitrile	Ave	0.0840	0.0854		20.0	0.200	1.7	50.0
Methyl tert-butyl ether	Ave	0.5690	0.5754		1.00	0.0200	1.1	50.0
trans-1,2-Dichloroethene	Ave	0.2035	0.2302		1.00	0.0200	13.2	50.0
Hexane	Ave	0.0606	0.0716		1.00	0.0200	18.2	20.0
1,1-Dichloroethane	Ave	0.3448	0.3608	0.1000	1.00	0.0200	4.7	50.0
Vinyl acetate	Lin1		0.0314		2.00	0.0192	-11.6	50.0
2-Butanone	Ave	0.0938	0.0963		10.0	0.0400	2.6	50.0
cis-1,2-Dichloroethene	Ave	0.2261	0.2388		1.00	0.0200	5.6	50.0
2,2-Dichloropropane	Ave	0.1676	0.1942		1.00	0.0200	15.9	50.0
Bromochloromethane	Ave	0.1122	0.1161		1.00	0.0200	3.4	50.0
Tetrahydrofuran	Ave	0.0625	0.0663		5.00	0.0400	6.1	50.0
Chloroform	Ave	0.3441	0.3638		1.00	0.0200	5.7	20.0
1,1,1-Trichloroethane	Ave	0.2560	0.3016		1.00	0.0200	17.8	50.0
Cyclohexane	Ave	0.3216	0.3714		1.00	0.0200	15.5	50.0
1,1-Dichloropropene	Ave	0.2208	0.2636		1.00	0.0200	19.4	50.0
Carbon tetrachloride	Ave	0.2025	0.2457		1.00	0.0200	21.3	50.0
Isobutyl alcohol	Ave	0.0063	0.0067		50.0	0.500	7.7	50.0
1,2-Dichloroethane	Ave	0.2842	0.2980		1.00	0.0200	4.9	50.0
Benzene	Ave	0.7665	0.8574		1.00	0.0200	11.9	50.0
n-Heptane	Ave	0.0610	0.0754		1.00	0.0200	23.6	50.0
Trichloroethene	Ave	0.2075	0.2250		1.00	0.0200	8.4	50.0
Methylcyclohexane	Ave	0.3182	0.3752		1.00	0.0200	17.9	50.0

FORM VII
GC/MS VOA CONTINUING CALIBRATION DATA

Lab Name: TestAmerica Canton Job No.: 240-28436-1

SDG No.:

Lab Sample ID: CCVIS 240-100346/5 Calibration Date: 09/06/2013 03:25

Instrument ID: A3UX8 Calib Start Date: 09/04/2013 01:29

GC Column: DB-624 ID: 0.18(mm) Calib End Date: 09/04/2013 03:58

Lab File ID: UX87222.D Conc. Units: ng/uL Heated Purge: (Y/N) Y

ANALYTE	CURVE TYPE	AVE RRF	RRF	MIN RRF	CALC AMOUNT	SPIKE AMOUNT	%D	MAX %D
1,2-Dichloropropane	Ave	0.1859	0.2059		1.00	0.0200	10.7	20.0
Dibromomethane	Ave	0.1185	0.1272		1.00	0.0200	7.3	50.0
1,4-Dioxane	Ave	0.0021	0.0021		50.0	0.400	1.8	50.0
Bromodichloromethane	Ave	0.2263	0.2491		1.00	0.0200	10.1	50.0
2-Chloroethyl vinyl ether	Ave	0.1100	0.1186		10.0	0.0400	7.8	50.0
cis-1,3-Dichloropropene	Lin1		0.2701		1.00	0.0200	-5.1	50.0
4-Methyl-2-pentanone	Ave	0.1720	0.1857		10.0	0.0400	8.0	50.0
Toluene	Ave	1.362	1.490		1.00	0.0200	9.4	20.0
trans-1,3-Dichloropropene	Lin1		0.3480		1.00	0.0200	-11.0	50.0
Ethyl methacrylate	Lin1		0.3842		1.00	0.0200	-4.3	50.0
1,1,2-Trichloroethane	Ave	0.2904	0.2961		1.00	0.0200	2.0	50.0
1,3-Dichloropropane	Ave	0.4682	0.5004		1.00	0.0200	6.9	50.0
Tetrachloroethene	Ave	0.2359	0.2822		1.00	0.0200	19.6	50.0
2-Hexanone	Ave	0.1903	0.2062		10.0	0.0400	8.4	50.0
Dibromochloromethane	Lin1		0.2789		1.00	0.0200	-5.4	50.0
1,2-Dibromoethane	Ave	0.2617	0.2796		1.00	0.0200	6.8	50.0
Chlorobenzene	Ave	0.8537	0.9146	0.3000	1.00	0.0200	7.1	50.0
1,1,1,2-Tetrachloroethane	Ave	0.2597	0.2922		1.00	0.0200	12.5	50.0
Ethylbenzene	Ave	0.4340	0.4941		1.00	0.0200	13.8	20.0
m-Xylene & p-Xylene	Ave	0.5331	0.5826		2.00	0.0200	9.3	50.0
o-Xylene	Ave	0.4862	0.5731		1.00	0.0200	17.9	50.0
Styrene	Ave	0.8384	0.9334		1.00	0.0200	11.3	50.0
Bromoform	Lin1		0.1508	0.1000	1.00	0.0200	-6.7	50.0
Isopropylbenzene	Ave	1.225	1.440		1.00	0.0200	17.6	50.0
1,1,2,2-Tetrachloroethane	Ave	0.6159	0.6762	0.3000	1.00	0.0200	9.8	50.0
Bromobenzene	Ave	0.6992	0.7956		1.00	0.0200	13.8	50.0
1,2,3-Trichloropropane	Ave	0.2175	0.2312		1.00	0.0200	6.3	50.0
trans-1,4-Dichloro-2-butene	Lin1		0.1887		1.00	0.0200	-7.0	50.0
n-Propylbenzene	Ave	0.7002	0.8375		1.00	0.0200	19.6	50.0
2-Chlorotoluene	Ave	0.6236	0.7077		1.00	0.0200	13.5	50.0
1,3,5-Trimethylbenzene	Ave	1.987	2.423		1.00	0.0200	21.9	50.0
4-Chlorotoluene	Ave	0.6603	0.7579		1.00	0.0200	14.8	50.0
tert-Butylbenzene	Ave	1.731	2.063		1.00	0.0200	19.2	50.0
1,2,4-Trimethylbenzene	Ave	2.130	2.473		1.00	0.0200	16.1	50.0
sec-Butylbenzene	Ave	2.387	2.968		1.00	0.0200	24.3	50.0
1,3-Dichlorobenzene	Ave	1.322	1.459		1.00	0.0200	10.4	50.0
p-Isopropyltoluene	Ave	2.106	2.529		0.0240	0.0200	20.1	50.0
1,4-Dichlorobenzene	Ave	1.369	1.437		1.00	0.0200	5.0	50.0
n-Butylbenzene	Lin1		2.241		1.00	0.0200	5.0	50.0
1,2-Dichlorobenzene	Ave	1.245	1.306		1.00	0.0200	4.9	50.0
1,2-Dibromo-3-Chloropropane	Ave	0.0868	0.0841		2.00	0.0200	-3.1	50.0

FORM VII
GC/MS VOA CONTINUING CALIBRATION DATA

Lab Name: TestAmerica Canton Job No.: 240-28436-1

SDG No.:

Lab Sample ID: CCVIS 240-100346/5 Calibration Date: 09/06/2013 03:25

Instrument ID: A3UX8 Calib Start Date: 09/04/2013 01:29

GC Column: DB-624 ID: 0.18(mm) Calib End Date: 09/04/2013 03:58

Lab File ID: UX87222.D Conc. Units: ng/uL Heated Purge: (Y/N) Y

ANALYTE	CURVE TYPE	AVE RRF	RRF	MIN RRF	CALC AMOUNT	SPIKE AMOUNT	%D	MAX %D
1,2,4-Trichlorobenzene	Ave	0.6319	0.6388		1.00	0.0200	1.1	50.0
Hexachlorobutadiene	Ave	0.3183	0.3373		1.00	0.0200	6.0	50.0
Naphthalene	Ave	1.406	1.308		1.00	0.0200	-7.0	50.0
1,2,3-Trichlorobenzene	Ave	0.5549	0.5176		1.00	0.0200	-6.7	50.0
Dibromofluoromethane (Surr)	Lin1		0.1958		0.0490	0.0500	-2.0	50.0
1,2-Dichloroethane-d4 (Surr)	Lin1		0.2450		0.0483	0.0500	-3.3	50.0
Toluene-d8 (Surr)	Lin1		1.326		0.0498	0.0500	-0.4	50.0
4-Bromofluorobenzene (Surr)	Lin1		0.4494		0.0487	0.0500	-2.5	50.0

FORM IV
GC/MS VOA METHOD BLANK SUMMARY

Lab Name: TestAmerica Canton Job No.: 240-28436-1

SDG No.:

Lab File ID: UX87224.D Lab Sample ID: MB 240-100346/7

Matrix: Solid Heated Purge: (Y/N) Y

Instrument ID: A3UX8 Date Analyzed: 09/06/2013 04:08

GC Column: DB-624 ID: 0.18 (mm)

THIS METHOD BLANK APPLIES TO THE FOLLOWING SAMPLES:

CLIENT SAMPLE ID	LAB SAMPLE ID	LAB FILE ID	DATE ANALYZED
	LCS 240-100346/6	UX87223.D	09/06/2013 03:47
DR-SB-208-08-10	240-28436-12	UX87227.D	09/06/2013 05:18
DR-SB-209-04-06	240-28436-13	UX87228.D	09/06/2013 05:40
DR-SB-209-08-10	240-28436-14	UX87229.D	09/06/2013 06:01
DR-SB-210-04-06	240-28436-15	UX87230.D	09/06/2013 06:22
DR-SB-210-12-13	240-28436-16	UX87231.D	09/06/2013 06:44
DR-SB-211-04-06	240-28436-17	UX87232.D	09/06/2013 07:05
DR-SB-211-08-10	240-28436-18	UX87233.D	09/06/2013 07:26
DR-SB-212-04-06	240-28436-19	UX87234.D	09/06/2013 07:47

FORM I
GC/MS VOA ORGANICS ANALYSIS DATA SHEET

Lab Name: TestAmerica Canton | Job No.: 240-28436-1

SDG No.:

Client Sample ID: | Lab Sample ID: MB 240-100346/7

Matrix: Solid | Lab File ID: UX87224.D

Analysis Method: 8260B | Date Collected:

Sample wt/vol: 5(g) | Date Analyzed: 09/06/2013 04:08

Soil Aliquot Vol: | Dilution Factor: 1

Soil Extract Vol.: | GC Column: DB-624 ID: 0.18(mm)

% Moisture: | Level: (low/med) Low

Analysis Batch No.: 100346 | Units: ug/Kg

CAS NO.	COMPOUND NAME	RESULT	Q	RL	MDL
630-20-6	1,1,1,2-Tetrachloroethane	5.0	U	5.0	0.62
71-55-6	1,1,1-Trichloroethane	5.0	U	5.0	0.56
79-34-5	1,1,2,2-Tetrachloroethane	5.0	U	5.0	0.34
76-13-1	1,1,2-Trichloro-1,2,2-trichfluoroeth ane	5.0	U	5.0	1.3
75-34-3	1,1-Dichloroethane	5.0	U	5.0	0.36
75-35-4	1,1-Dichloroethene	5.0	U	5.0	0.52
563-58-6	1,1-Dichloropropene	5.0	U	5.0	0.30
87-61-6	1,2,3-Trichlorobenzene	1.19	J	5.0	0.38
96-18-4	1,2,3-Trichloropropane	5.0	U	5.0	0.90
526-73-8	1,2,3-Trimethylbenzene	5.0	U	5.0	0.17
120-82-1	1,2,4-Trichlorobenzene	0.537	J	5.0	0.27
95-63-6	1,2,4-Trimethylbenzene	5.0	U	5.0	0.65
96-12-8	1,2-Dibromo-3-Chloropropane	10	U	10	1.3
95-50-1	1,2-Dichlorobenzene	5.0	U	5.0	0.36
107-06-2	1,2-Dichloroethane	5.0	U	5.0	0.34
78-87-5	1,2-Dichloropropane	5.0	U	5.0	0.69
541-73-1	1,3-Dichlorobenzene	5.0	U	5.0	0.35
142-28-9	1,3-Dichloropropane	5.0	U	5.0	0.34
106-46-7	1,4-Dichlorobenzene	5.0	U	5.0	0.66
594-20-7	2,2-Dichloropropane	5.0	U	5.0	0.94
110-75-8	2-Chloroethyl vinyl ether	50	U	50	1.4
95-49-8	2-Chlorotoluene	5.0	U	5.0	0.40
591-78-6	2-Hexanone	20	U	20	0.63
106-43-4	4-Chlorotoluene	5.0	U	5.0	0.41
67-64-1	Acetone	20	U	20	6.3
71-43-2	Benzene	5.0	U	5.0	0.23
108-86-1	Bromobenzene	5.0	U	5.0	0.33
74-97-5	Bromochloromethane	5.0	U	5.0	0.71
75-25-2	Bromoform	5.0	U	5.0	0.33
74-83-9	Bromomethane	5.0	U	5.0	0.54
75-15-0	Carbon disulfide	5.0	U	5.0	0.44
56-23-5	Carbon tetrachloride	5.0	U	5.0	0.37
108-90-7	Chlorobenzene	5.0	U	5.0	0.33
75-00-3	Chloroethane	5.0	U	5.0	0.86
67-66-3	Chloroform	5.0	U	5.0	0.29

FORM I
GC/MS VOA ORGANICS ANALYSIS DATA SHEET

Lab Name: TestAmerica Canton | Job No.: 240-28436-1

SDG No.:

Client Sample ID: | Lab Sample ID: MB 240-100346/7

Matrix: Solid | Lab File ID: UX87224.D

Analysis Method: 8260B | Date Collected:

Sample wt/vol: 5(g) | Date Analyzed: 09/06/2013 04:08

Soil Aliquot Vol: | Dilution Factor: 1

Soil Extract Vol.: | GC Column: DB-624 ID: 0.18(mm)

% Moisture: | Level: (low/med) Low

Analysis Batch No.: 100346 | Units: ug/Kg

CAS NO.	COMPOUND NAME	RESULT	Q	RL	MDL
74-87-3	Chloromethane	5.0	U	5.0	0.41
156-59-2	cis-1,2-Dichloroethene	5.0	U	5.0	0.36
75-27-4	Bromodichloromethane	5.0	U	5.0	0.28
10061-01-5	cis-1,3-Dichloropropene	5.0	U	5.0	0.34
106-93-4	1,2-Dibromoethane	5.0	U	5.0	0.50
74-95-3	Dibromomethane	5.0	U	5.0	0.63
75-71-8	Dichlorodifluoromethane	5.0	U	5.0	0.50
108-20-3	Diisopropyl ether	10	U	10	1.5
100-41-4	Ethylbenzene	5.0	U	5.0	0.26
87-68-3	Hexachlorobutadiene	5.0	U	5.0	1.2
98-82-8	Isopropylbenzene	5.0	U	5.0	0.16
78-93-3	2-Butanone	20	U	20	1.4
108-10-1	4-Methyl-2-pentanone	20	U	20	0.54
179601-23-1	m-Xylene & p-Xylene	10	U	10	1.2
1634-04-4	Methyl tert-butyl ether	5.0	U	5.0	0.43
91-20-3	Naphthalene	1.36	J	5.0	0.19
104-51-8	n-Butylbenzene	5.0	U	5.0	0.23
75-09-2	Methylene Chloride	5.0	U	5.0	0.67
103-65-1	n-Propylbenzene	5.0	U	5.0	0.40
95-47-6	o-Xylene	5.0	U	5.0	0.35
99-87-6	p-Isopropyltoluene	5.0	U	5.0	0.21
637-92-3	Ethyl-t-butyl ether (ETBE)	5.0	U	5.0	0.22
135-98-8	sec-Butylbenzene	5.0	U	5.0	0.18
100-42-5	Styrene	5.0	U	5.0	0.15
994-05-8	Tert-amyl-methyl ether (TAME)	5.0	U	5.0	0.37
98-06-6	tert-Butylbenzene	5.0	U	5.0	0.29
127-18-4	Tetrachloroethene	5.0	U	5.0	0.52
108-88-3	Toluene	5.0	U	5.0	0.27
156-60-5	trans-1,2-Dichloroethene	5.0	U	5.0	0.41
10061-02-6	trans-1,3-Dichloropropene	5.0	U	5.0	0.54
79-01-6	Trichloroethene	5.0	U	5.0	0.42
75-69-4	Trichlorofluoromethane	5.0	U	5.0	0.34
75-65-0	tert-Butyl alcohol	200	U	200	7.6
108-05-4	Vinyl acetate	10	U	10	0.25
75-01-4	Vinyl chloride	5.0	U	5.0	0.39
124-48-1	Dibromochloromethane	5.0	U	5.0	0.55

FORM I
GC/MS VOA ORGANICS ANALYSIS DATA SHEET

Lab Name: TestAmerica Canton | Job No.: 240-28436-1

SDG No.:

Client Sample ID: | Lab Sample ID: MB 240-100346/7

Matrix: Solid | Lab File ID: UX87224.D

Analysis Method: 8260B | Date Collected:

Sample wt/vol: 5(g) | Date Analyzed: 09/06/2013 04:08

Soil Aliquot Vol: | Dilution Factor: 1

Soil Extract Vol.: | GC Column: DB-624 ID: 0.18(mm)

% Moisture: | Level: (low/med) Low

Analysis Batch No.: 100346 | Units: ug/Kg

CAS NO.	COMPOUND NAME	RESULT	Q	RL	MDL
1330-20-7	Xylenes, Total	10	U	10	0.35

CAS NO.	SURROGATE	%REC	Q	LIMITS
17060-07-0	1,2-Dichloroethane-d4 (Surr)	98		58-123
460-00-4	4-Bromofluorobenzene (Surr)	92		52-136
2037-26-5	Toluene-d8 (Surr)	96		67-125
1868-53-7	Dibromofluoromethane (Surr)	96		37-132

FORM IV
GC/MS VOA METHOD BLANK SUMMARY

Lab Name: TestAmerica Canton Job No.: 240-28436-1

SDG No.:

Lab File ID: UX87245.D Lab Sample ID: MB 240-100218/1-A

Matrix: Solid Heated Purge:(Y/N) Y

Instrument ID: A3UX8 Date Analyzed: 09/06/2013 11:41

GC Column: DB-624 ID: 0.18(mm)

THIS METHOD BLANK APPLIES TO THE FOLLOWING SAMPLES:

CLIENT SAMPLE ID	LAB SAMPLE ID	LAB FILE ID	DATE ANALYZED
DR-SB-DUP01-0406	240-28436-22	UX87246.D	09/06/2013 12:02

FORM I
GC/MS VOA ORGANICS ANALYSIS DATA SHEET

Lab Name: TestAmerica Canton Job No.: 240-28436-1

SDG No.:

Client Sample ID: Lab Sample ID: MB 240-100218/1-A

Matrix: Solid Lab File ID: UX87245.D

Analysis Method: 8260B Date Collected:

Sample wt/vol: 5.00(g) Date Analyzed: 09/06/2013 11:41

Soil Aliquot Vol: Dilution Factor: 1

Soil Extract Vol.: GC Column: DB-624 ID: 0.18(mm)

% Moisture: Level: (low/med) Low

Analysis Batch No.: 100346 Units: ug/Kg

CAS NO.	COMPOUND NAME	RESULT	Q	RL	MDL
630-20-6	1,1,1,2-Tetrachloroethane	5.0	U	5.0	0.62
71-55-6	1,1,1-Trichloroethane	5.0	U	5.0	0.56
79-34-5	1,1,2,2-Tetrachloroethane	5.0	U	5.0	0.34
76-13-1	1,1,2-Trichloro-1,2,2-trichfluoroeth ane	5.0	U	5.0	1.3
75-34-3	1,1-Dichloroethane	5.0	U	5.0	0.36
75-35-4	1,1-Dichloroethene	5.0	U	5.0	0.52
563-58-6	1,1-Dichloropropene	5.0	U	5.0	0.30
87-61-6	1,2,3-Trichlorobenzene	5.0	U	5.0	0.38
96-18-4	1,2,3-Trichloropropane	5.0	U	5.0	0.90
526-73-8	1,2,3-Trimethylbenzene	5.0	U	5.0	0.17
120-82-1	1,2,4-Trichlorobenzene	5.0	U	5.0	0.27
95-63-6	1,2,4-Trimethylbenzene	5.0	U	5.0	0.65
96-12-8	1,2-Dibromo-3-Chloropropane	10	U	10	1.3
95-50-1	1,2-Dichlorobenzene	5.0	U	5.0	0.36
107-06-2	1,2-Dichloroethane	5.0	U	5.0	0.34
78-87-5	1,2-Dichloropropane	5.0	U	5.0	0.69
541-73-1	1,3-Dichlorobenzene	5.0	U	5.0	0.35
142-28-9	1,3-Dichloropropane	5.0	U	5.0	0.34
106-46-7	1,4-Dichlorobenzene	5.0	U	5.0	0.66
594-20-7	2,2-Dichloropropane	5.0	U	5.0	0.94
110-75-8	2-Chloroethyl vinyl ether	50	U	50	1.4
95-49-8	2-Chlorotoluene	5.0	U	5.0	0.40
591-78-6	2-Hexanone	20	U	20	0.63
106-43-4	4-Chlorotoluene	5.0	U	5.0	0.41
67-64-1	Acetone	20	U	20	6.3
71-43-2	Benzene	5.0	U	5.0	0.23
108-86-1	Bromobenzene	5.0	U	5.0	0.33
74-97-5	Bromochloromethane	5.0	U	5.0	0.71
75-25-2	Bromoform	5.0	U	5.0	0.33
74-83-9	Bromomethane	5.0	U	5.0	0.54
75-15-0	Carbon disulfide	5.0	U	5.0	0.44
56-23-5	Carbon tetrachloride	5.0	U	5.0	0.37
108-90-7	Chlorobenzene	5.0	U	5.0	0.33
75-00-3	Chloroethane	5.0	U	5.0	0.86
67-66-3	Chloroform	5.0	U	5.0	0.29

FORM I
GC/MS VOA ORGANICS ANALYSIS DATA SHEET

Lab Name: TestAmerica Canton Job No.: 240-28436-1

SDG No.:

Client Sample ID: Lab Sample ID: MB 240-100218/1-A

Matrix: Solid Lab File ID: UX87245.D

Analysis Method: 8260B Date Collected:

Sample wt/vol: 5.00(g) Date Analyzed: 09/06/2013 11:41

Soil Aliquot Vol: Dilution Factor: 1

Soil Extract Vol.: GC Column: DB-624 ID: 0.18(mm)

% Moisture: Level: (low/med) Low

Analysis Batch No.: 100346 Units: ug/Kg

CAS NO.	COMPOUND NAME	RESULT	Q	RL	MDL
74-87-3	Chloromethane	5.0	U	5.0	0.41
156-59-2	cis-1,2-Dichloroethene	5.0	U	5.0	0.36
75-27-4	Bromodichloromethane	5.0	U	5.0	0.28
10061-01-5	cis-1,3-Dichloropropene	5.0	U	5.0	0.34
106-93-4	1,2-Dibromoethane	5.0	U	5.0	0.50
74-95-3	Dibromomethane	5.0	U	5.0	0.63
75-71-8	Dichlorodifluoromethane	5.0	U	5.0	0.50
108-20-3	Diisopropyl ether	10	U	10	1.5
100-41-4	Ethylbenzene	5.0	U	5.0	0.26
87-68-3	Hexachlorobutadiene	5.0	U	5.0	1.2
98-82-8	Isopropylbenzene	5.0	U	5.0	0.16
78-93-3	2-Butanone	20	U	20	1.4
108-10-1	4-Methyl-2-pentanone	20	U	20	0.54
179601-23-1	m-Xylene & p-Xylene	10	U	10	1.2
1634-04-4	Methyl tert-butyl ether	5.0	U	5.0	0.43
91-20-3	Naphthalene	5.0	U	5.0	0.19
104-51-8	n-Butylbenzene	5.0	U	5.0	0.23
75-09-2	Methylene Chloride	6.67		5.0	0.67
103-65-1	n-Propylbenzene	5.0	U	5.0	0.40
95-47-6	o-Xylene	5.0	U	5.0	0.35
99-87-6	p-Isopropyltoluene	5.0	U	5.0	0.21
637-92-3	Ethyl-t-butyl ether (ETBE)	5.0	U	5.0	0.22
135-98-8	sec-Butylbenzene	5.0	U	5.0	0.18
100-42-5	Styrene	5.0	U	5.0	0.15
994-05-8	Tert-amyl-methyl ether (TAME)	5.0	U	5.0	0.37
98-06-6	tert-Butylbenzene	5.0	U	5.0	0.29
127-18-4	Tetrachloroethene	5.0	U	5.0	0.52
108-88-3	Toluene	5.0	U	5.0	0.27
156-60-5	trans-1,2-Dichloroethene	5.0	U	5.0	0.41
10061-02-6	trans-1,3-Dichloropropene	5.0	U	5.0	0.54
79-01-6	Trichloroethene	5.0	U	5.0	0.42
75-69-4	Trichlorofluoromethane	5.0	U	5.0	0.34
75-65-0	tert-Butyl alcohol	200	U	200	7.6
108-05-4	Vinyl acetate	10	U	10	0.25
75-01-4	Vinyl chloride	5.0	U	5.0	0.39
124-48-1	Dibromochloromethane	5.0	U	5.0	0.55

FORM I
GC/MS VOA ORGANICS ANALYSIS DATA SHEET

Lab Name: TestAmerica Canton | Job No.: 240-28436-1

SDG No.:

Client Sample ID: | Lab Sample ID: MB 240-100218/1-A

Matrix: Solid | Lab File ID: UX87245.D

Analysis Method: 8260B | Date Collected:

Sample wt/vol: 5.00(g) | Date Analyzed: 09/06/2013 11:41

Soil Aliquot Vol: | Dilution Factor: 1

Soil Extract Vol.: | GC Column: DB-624 ID: 0.18(mm)

% Moisture: | Level: (low/med) Low

Analysis Batch No.: 100346 | Units: ug/Kg

CAS NO.	COMPOUND NAME	RESULT	Q	RL	MDL
1330-20-7	Xylenes, Total	10	U	10	0.35

CAS NO.	SURROGATE	%REC	Q	LIMITS
17060-07-0	1,2-Dichloroethane-d4 (Surr)	104		58-123
460-00-4	4-Bromofluorobenzene (Surr)	94		52-136
2037-26-5	Toluene-d8 (Surr)	102		67-125
1868-53-7	Dibromofluoromethane (Surr)	102		37-132

FORM IV
GC/MS VOA METHOD BLANK SUMMARY

Lab Name: TestAmerica Canton Job No.: 240-28436-1

SDG No.:

Lab File ID: UX87247.D Lab Sample ID: MB 240-99556/1-A

Matrix: Solid Heated Purge:(Y/N) Y

Instrument ID: A3UX8 Date Analyzed: 09/06/2013 12:24

GC Column: DB-624 ID: 0.18(mm)

THIS METHOD BLANK APPLIES TO THE FOLLOWING SAMPLES:

CLIENT SAMPLE ID	LAB SAMPLE ID	LAB FILE ID	DATE ANALYZED
	LCS 240-99556/2-A	UX87248.D	09/06/2013 12:45
DR-SB-212-11-13	240-28436-20	UX87250.D	09/06/2013 13:27

FORM I
GC/MS VOA ORGANICS ANALYSIS DATA SHEET

Lab Name: TestAmerica Canton | Job No.: 240-28436-1

SDG No.:

Client Sample ID: | Lab Sample ID: MB 240-99556/1-A

Matrix: Solid | Lab File ID: UX87247.D

Analysis Method: 8260B | Date Collected:

Sample wt/vol: 5.00(g) | Date Analyzed: 09/06/2013 12:24

Soil Aliquot Vol: 100 (uL) | Dilution Factor: 1

Soil Extract Vol.: 5(mL) | GC Column: DB-624 ID: 0.18(mm)

% Moisture: | Level: (low/med) Medium

Analysis Batch No.: 100346 | Units: ug/Kg

CAS NO.	COMPOUND NAME	RESULT	Q	RL	MDL
630-20-6	1,1,1,2-Tetrachloroethane	250	U	250	9.1
71-55-6	1,1,1-Trichloroethane	250	U	250	21
79-34-5	1,1,2,2-Tetrachloroethane	250	U	250	8.9
76-13-1	1,1,2-Trichloro-1,2,2-trichfluoroeth ane	250	U	250	39
75-34-3	1,1-Dichloroethane	250	U	250	17
75-35-4	1,1-Dichloroethene	250	U	250	18
563-58-6	1,1-Dichloropropene	250	U	250	10
87-61-6	1,2,3-Trichlorobenzene	250	U	250	10
96-18-4	1,2,3-Trichloropropane	250	U	250	21
526-73-8	1,2,3-Trimethylbenzene	250	U	250	0.17
120-82-1	1,2,4-Trichlorobenzene	250	U	250	7.3
95-63-6	1,2,4-Trimethylbenzene	250	U	250	5.0
96-12-8	1,2-Dibromo-3-Chloropropane	500	U	500	50
95-50-1	1,2-Dichlorobenzene	250	U	250	8.6
107-06-2	1,2-Dichloroethane	250	U	250	10
78-87-5	1,2-Dichloropropane	250	U	250	8.2
541-73-1	1,3-Dichlorobenzene	250	U	250	4.8
142-28-9	1,3-Dichloropropane	250	U	250	22
106-46-7	1,4-Dichlorobenzene	250	U	250	8.0
594-20-7	2,2-Dichloropropane	250	U	250	23
110-75-8	2-Chloroethyl vinyl ether	1000	U	1000	43
95-49-8	2-Chlorotoluene	250	U	250	9.0
591-78-6	2-Hexanone	1000	U	1000	20
106-43-4	4-Chlorotoluene	250	U	250	9.9
67-64-1	Acetone	1000	U	1000	170
71-43-2	Benzene	250	U	250	12
108-86-1	Bromobenzene	250	U	250	13
74-97-5	Bromochloromethane	250	U	250	13
75-25-2	Bromoform	250	U	250	19
74-83-9	Bromomethane	250	U	250	29
75-15-0	Carbon disulfide	250	U	250	12
56-23-5	Carbon tetrachloride	250	U	250	6.4
108-90-7	Chlorobenzene	250	U	250	6.4
75-00-3	Chloroethane	250	U	250	61
67-66-3	Chloroform	250	U	250	8.8

FORM I
GC/MS VOA ORGANICS ANALYSIS DATA SHEET

Lab Name: TestAmerica Canton | Job No.: 240-28436-1

SDG No.:

Client Sample ID: | Lab Sample ID: MB 240-99556/1-A

Matrix: Solid | Lab File ID: UX87247.D

Analysis Method: 8260B | Date Collected:

Sample wt/vol: 5.00(g) | Date Analyzed: 09/06/2013 12:24

Soil Aliquot Vol: 100 (uL) | Dilution Factor: 1

Soil Extract Vol.: 5(mL) | GC Column: DB-624 ID: 0.18(mm)

% Moisture: | Level: (low/med) Medium

Analysis Batch No.: 100346 | Units: ug/Kg

CAS NO.	COMPOUND NAME	RESULT	Q	RL	MDL
74-87-3	Chloromethane	250	U	250	14
156-59-2	cis-1,2-Dichloroethene	250	U	250	6.9
75-27-4	Bromodichloromethane	250	U	250	9.9
10061-01-5	cis-1,3-Dichloropropene	250	U	250	7.9
106-93-4	1,2-Dibromoethane	250	U	250	10
74-95-3	Dibromomethane	250	U	250	14
75-71-8	Dichlorodifluoromethane	250	U	250	16
108-20-3	Diisopropyl ether	500	U	500	50
100-41-4	Ethylbenzene	250	U	250	5.4
87-68-3	Hexachlorobutadiene	250	U	250	14
98-82-8	Isopropylbenzene	250	U	250	6.5
78-93-3	2-Butanone	1000	U	1000	43
108-10-1	4-Methyl-2-pentanone	1000	U	1000	48
179601-23-1	m-Xylene & p-Xylene	250	U	250	6.2
1634-04-4	Methyl tert-butyl ether	250	U	250	7.1
91-20-3	Naphthalene	250	U	250	6.7
104-51-8	n-Butylbenzene	250	U	250	8.0
75-09-2	Methylene Chloride	250	U	250	77
103-65-1	n-Propylbenzene	250	U	250	14
95-47-6	o-Xylene	250	U	250	8.5
99-87-6	p-Isopropyltoluene	250	U	250	4.8
637-92-3	Ethyl-t-butyl ether (ETBE)	250	U	250	0.22
135-98-8	sec-Butylbenzene	250	U	250	4.7
100-42-5	Styrene	250	U	250	5.6
994-05-8	Tert-amyl-methyl ether (TAME)	250	U	250	0.37
98-06-6	tert-Butylbenzene	250	U	250	6.5
127-18-4	Tetrachloroethene	250	U	250	12
108-88-3	Toluene	250	U	250	17
156-60-5	trans-1,2-Dichloroethene	250	U	250	9.2
10061-02-6	trans-1,3-Dichloropropene	250	U	250	20
79-01-6	Trichloroethene	250	U	250	9.7
75-69-4	Trichlorofluoromethane	250	U	250	16
75-65-0	tert-Butyl alcohol	10000	U	10000	240
108-05-4	Vinyl acetate	500	U	500	23
75-01-4	Vinyl chloride	250	U	250	18
124-48-1	Dibromochloromethane	250	U	250	12

FORM I
GC/MS VOA ORGANICS ANALYSIS DATA SHEET

Lab Name: TestAmerica Canton Job No.: 240-28436-1

SDG No.:

Client Sample ID: Lab Sample ID: MB 240-99556/1-A

Matrix: Solid Lab File ID: UX87247.D

Analysis Method: 8260B Date Collected:

Sample wt/vol: 5.00(g) Date Analyzed: 09/06/2013 12:24

Soil Aliquot Vol: 100 (uL) Dilution Factor: 1

Soil Extract Vol.: 5(mL) GC Column: DB-624 ID: 0.18(mm)

% Moisture: Level: (low/med) Medium

Analysis Batch No.: 100346 Units: ug/Kg

CAS NO.	COMPOUND NAME	RESULT	Q	RL	MDL
1330-20-7	Xylenes, Total	500	U	500	6.2

CAS NO.	SURROGATE	%REC	Q	LIMITS
17060-07-0	1,2-Dichloroethane-d4 (Surr)	98		39-128
460-00-4	4-Bromofluorobenzene (Surr)	83		26-141
2037-26-5	Toluene-d8 (Surr)	86		33-134
1868-53-7	Dibromofluoromethane (Surr)	84		30-122

FORM V
GC/MS VOA INSTRUMENT PERFORMANCE CHECK
BROMOFLUOROBENZENE (BFB)

Lab Name: TestAmerica Canton Job No.: 240-28436-1

SDG No.:

Lab File ID: BFB5262.D BFB Injection Date: 05/28/2013

Instrument ID: A3UX10 BFB Injection Time: 13:16

Analysis Batch No.: 87495

M/E	ION ABUNDANCE CRITERIA	% RELATIVE ABUNDANCE	
50	15.0 - 40.0 % of mass 95	23.2	
75	30.0 - 60.0 % of mass 95	52.9	
95	Base Peak, 100% relative abundance	100.0	
96	5.0 - 9.0 % of mass 95	6.5	
173	Less than 2.0 % of mass 174	0.1	(0.1)1
174	50.0 - 120.00 % of mass 95	98.2	
175	5.0 - 9.0 % of mass 174	6.7	(6.9)1
176	95.0 - 101.0 % of mass 174	93.5	(95.2)1
177	5.0 - 9.0 % of mass 176	6.1	(6.6)2

1-Value is % mass 174 2-Value is % mass 176

THIS CHECK APPLIES TO THE FOLLOWING SAMPLES, MS, MSD, BLANKS AND STANDARDS:

CLIENT SAMPLE ID	LAB SAMPLE ID	LAB FILE ID	DATE ANALYZED	TIME ANALYZED
	STDA9 240-87495/8	UXX4658.D	05/28/2013	15:50
	STDA9 240-87495/9	UXX4659.D	05/28/2013	16:11
	STDA9 240-87495/10	UXX4660.D	05/28/2013	16:32
	STDA9 240-87495/11	UXX4661.D	05/28/2013	16:53
	STDA9 240-87495/12	UXX4662.D	05/28/2013	17:15
	STDA9 240-87495/13	UXX4663.D	05/28/2013	17:36

FORM VI
GC/MS VOA INITIAL CALIBRATION DATA
INTERNAL STANDARD CURVE EVALUATION

Lab Name: TestAmerica Canton Job No.: 240-28436-1 Analy Batch No.: 87495

SDG No.:

Instrument ID: A3UX10 GC Column: DB-624 ID: 0.18(mm) Heated Purge: (Y/N) N

Calibration Start Date: 05/28/2013 15:50 Calibration End Date: 05/28/2013 17:36 Calibration ID: 15348

Calibration Files:

LEVEL:	LAB SAMPLE ID:	LAB FILE ID:
Level 1	STDA9 240-87495/13	UXX4663.D
Level 2	STDA9 240-87495/12	UXX4662.D
Level 3	STDA9 240-87495/11	UXX4661.D
Level 4	STDA9 240-87495/10	UXX4660.D
Level 5	STDA9 240-87495/9	UXX4659.D
Level 6	STDA9 240-87495/8	UXX4658.D

ANALYTE	RRF					CURVE TYPE	COEFFICIENT			#	MIN RRF	%RSD	#	MAX %RSD	R^2 OR COD	#	MIN R^2 OR COD
	LVL 1 LVL 6	LVL 2	LVL 3	LVL 4	LVL 5		B	M1	M2								
Dichlorofluoromethane	0.9351 0.7200	0.8183	0.9669	0.7435	0.8522	Ave		0.8393				12.0		15.0			
Ethyl ether	0.3526 0.2524	0.2870	0.3279	0.2696	0.3339	Ave		0.3039				13.0		15.0			
3-Chloro-1-propene	0.1632 0.1612	0.1539	0.1609	0.1639	0.1752	Ave		0.1630				4.2		15.0			
Diisopropyl ether	0.2436 0.2941	0.2470	0.2427	0.2569	0.2816	Ave		0.2610				8.3		15.0			
2-Chloro-1,3-butadiene	0.4470 0.5692	0.4651	0.4677	0.4894	0.5665	Ave		0.5008				11.0		15.0			
Ethyl-t-butyl ether (ETBE)	0.7474 0.9445	0.7998	0.8028	0.8547	0.9344	Ave		0.8473				9.3		15.0			
Propionitrile	0.0183 0.0231	0.0204	0.0273	0.0252	0.0240	Ave		0.0230				14.0		15.0			
Ethyl acetate	0.1590 0.1647	0.1524	0.2142	0.1705	0.1575	Ave		0.1697				13.0		15.0			
Methacrylonitrile	0.1102 0.1289	0.1319	0.1213	0.1325	0.1332	Ave		0.1263				7.1		15.0			
Isobutyl alcohol	0.0076 0.0057	0.0068	0.0075	0.0083	0.0073	Ave		0.0072				12.0		15.0			
Tert-amyl-methyl ether (TAME)	0.6746 0.8156	0.6951	0.7166	0.7363	0.8000	Ave		0.7397				7.7		15.0			
n-Heptane	0.0683 0.0638	0.0609	0.0626	0.0604	0.0641	Ave		0.0634				4.5		15.0			
n-Butanol	0.0050	0.0051	0.0047	0.0072	0.0067	Lin	-0.083	0.0070							0.9920		0.9900
Methyl methacrylate	0.1815 0.1582	0.1559	0.1663	0.1628	0.1584	Ave		0.1639				5.8		15.0			
2-Nitropropane	0.0181 0.0163	0.0192	0.0150	0.0189	0.0149	Ave		0.0170				11.0		15.0			

Note: The ml coefficient is the same as Ave RRF for an Ave curve type.

FORM VI
GC/MS VOA INITIAL CALIBRATION DATA
INTERNAL STANDARD CURVE EVALUATION

Lab Name: TestAmerica Canton Job No.: 240-28436-1 Analy Batch No.: 87495

SDG No.:

Instrument ID: A3UX10 GC Column: DB-624 ID: 0.18(mm) Heated Purge: (Y/N) N

Calibration Start Date: 05/28/2013 15:50 Calibration End Date: 05/28/2013 17:36 Calibration ID: 15348

ANALYTE	RRF					CURVE TYPE	COEFFICIENT			#	MIN RRF	%RSD	#	MAX %RSD	R^2 OR COD	#	MIN R^2 OR COD
	LVL 1 LVL 6	LVL 2	LVL 3	LVL 4	LVL 5		B	M1	M2								
Cyclohexanone	0.0764 0.0641	0.0838	0.0840	0.0919	0.0886	Ave		0.0815				12.0		15.0			
1,2,3-Trimethylbenzene	2.1912 2.8021	2.2708	2.3128	2.4773	2.5677	Ave		2.4370				9.3		15.0			
2-Methylnaphthalene	1.0000 0.8868	0.9617	1.0575	1.0106	1.0960	Ave		1.0021				7.3		15.0			
n-Butyl acetate	0.1536 0.1805	0.1506	0.1861	0.1673	0.1756	Ave		0.1690				8.6		15.0			

Note: The ml coefficient is the same as Ave RRF for an Ave curve type.

FORM V
GC/MS VOA INSTRUMENT PERFORMANCE CHECK
BROMOFLUOROBENZENE (BFB)

Lab Name: TestAmerica Canton Job No.: 240-28436-1

SDG No.:

Lab File ID: BFB5311.D BFB Injection Date: 07/02/2013

Instrument ID: A3UX10 BFB Injection Time: 12:26

Analysis Batch No.: 92306

M/E	ION ABUNDANCE CRITERIA	% RELATIVE ABUNDANCE	
50	15.0 - 40.0 % of mass 95	18.7	
75	30.0 - 60.0 % of mass 95	46.4	
95	Base Peak, 100% relative abundance	100.0	
96	5.0 - 9.0 % of mass 95	6.6	
173	Less than 2.0 % of mass 174	0.2	(0.2)1
174	50.0 - 120.00 % of mass 95	86.8	
175	5.0 - 9.0 % of mass 174	6.2	(7.1)1
176	95.0 - 101.0 % of mass 174	86.3	(99.4)1
177	5.0 - 9.0 % of mass 176	5.5	(6.4)2

1-Value is % mass 174 2-Value is % mass 176

THIS CHECK APPLIES TO THE FOLLOWING SAMPLES, MS, MSD, BLANKS AND STANDARDS:

CLIENT SAMPLE ID	LAB SAMPLE ID	LAB FILE ID	DATE ANALYZED	TIME ANALYZED
	STD8260 240-92306/2	UXX5740.D	07/02/2013	12:55
	STD8260 240-92306/3	UXX5741.D	07/02/2013	13:16
	STD8260 240-92306/4	UXX5742.D	07/02/2013	13:37
	STD8260 240-92306/5	UXX5743.D	07/02/2013	13:59
	STD8260 240-92306/6	UXX5744.D	07/02/2013	14:20
	STD8260 240-92306/7	UXX5745.D	07/02/2013	14:41
	ICV 240-92306/8	UXX5746.D	07/02/2013	15:03

FORM VI
GC/MS VOA INITIAL CALIBRATION DATA
INTERNAL STANDARD CURVE EVALUATION

Lab Name: TestAmerica Canton Job No.: 240-28436-1 Analy Batch No.: 92306

SDG No.:

Instrument ID: A3UX10 GC Column: DB-624 ID: 0.18(mm) Heated Purge: (Y/N) N

Calibration Start Date: 07/02/2013 12:55 Calibration End Date: 07/02/2013 14:41 Calibration ID: 16139

Calibration Files:

LEVEL:	LAB SAMPLE ID:	LAB FILE ID:
Level 1	STD8260 240-92306/7	UXX5745.D
Level 2	STD8260 240-92306/6	UXX5744.D
Level 3	STD8260 240-92306/5	UXX5743.D
Level 4	STD8260 240-92306/4	UXX5742.D
Level 5	STD8260 240-92306/3	UXX5741.D
Level 6	STD8260 240-92306/2	UXX5740.D

ANALYTE	RRF					CURVE TYPE	COEFFICIENT			#	MIN RRF	%RSD	#	MAX %RSD	R^2 OR COD	#	MIN R^2 OR COD
	LVL 1 LVL 6	LVL 2	LVL 3	LVL 4	LVL 5		B	M1	M2								
Dichlorodifluoromethane	0.2977 0.2838	0.2577	0.2748	0.2528	0.2566	Ave		0.2706				6.6		15.0			
Chloromethane	0.4636 0.3885	0.4208	0.4187	0.3892	0.3928	Ave		0.4122			0.1000	7.1		15.0			
Vinyl chloride	0.3817 0.3523	0.3628	0.3635	0.3478	0.3489	Ave		0.3595				3.6		15.0			
Bromomethane	0.1738 0.1513	0.1661	0.1687	0.1771	0.1716	Ave		0.1681				5.4		15.0			
Chloroethane	0.2457 0.2275	0.2302	0.2304	0.2310	0.2376	Ave		0.2338				2.9		15.0			
Trichlorofluoromethane	0.3575 0.3719	0.3350	0.3525	0.3679	0.3820	Ave		0.3611				4.6		15.0			
Acrolein	0.0359 0.0431	0.0395	0.0411	0.0449	0.0462	Ave		0.0418				9.0		15.0			
1,1-Dichloroethene	0.3190 0.2928	0.2948	0.2913	0.2993	0.3010	Ave		0.2997				3.4		15.0			
Acetone	0.0740 0.0622	0.0776	0.0718	0.0736	0.0689	Ave		0.0713				7.4		15.0			
1,1,2-Trichloro-1,2,2-trichfluoroethane	0.2062 0.2056	0.2022	0.2152	0.2144	0.2141	Ave		0.2096				2.7		15.0			
Iodomethane	0.4548 0.4274	0.4570	0.4317	0.4435	0.4405	Ave		0.4425				2.7		15.0			
Carbon disulfide	0.8923 0.9201	0.8872	0.8823	0.9357	0.9395	Ave		0.9095				2.8		15.0			
Acetonitrile	0.0167 0.0157	0.0178	0.0214	0.0237	0.0177	Qua	0.0061	0.0220	0						0.9940		0.9900
Methyl acetate	0.1969 0.2006	0.2062	0.2102	0.2165	0.2151	Ave		0.2076				3.8		15.0			
Methylene Chloride	0.7288 0.3199	0.5369	0.3954	0.3695	0.3438	Lin1	0.4289	0.3150							0.9990		0.9900

Note: The m1 coefficient is the same as Ave RRF for an Ave curve type.

FORM VI
GC/MS VOA INITIAL CALIBRATION DATA
INTERNAL STANDARD CURVE EVALUATION

Lab Name: TestAmerica Canton Job No.: 240-28436-1 Analy Batch No.: 92306

SDG No.:

Instrument ID: A3UX10 GC Column: DB-624 ID: 0.18(mm) Heated Purge: (Y/N) N

Calibration Start Date: 07/02/2013 12:55 Calibration End Date: 07/02/2013 14:41 Calibration ID: 16139

ANALYTE	RRF					CURVE TYPE	COEFFICIENT			#	MIN RRF	%RSD	#	MAX %RSD	R^2 OR COD	#	MIN R^2 OR COD
	LVL 1 LVL 6	LVL 2	LVL 3	LVL 4	LVL 5		B	M1	M2								
tert-Butyl alcohol	0.0095 0.0104	0.0120	0.0145	0.0164	0.0130	Qua	-0.124	0.0171	0						0.9970		0.9900
Acrylonitrile	0.0905 0.1021	0.0983	0.1034	0.1068	0.1082	Ave		0.1016				6.4		15.0			
Methyl tert-butyl ether	0.7590 0.7679	0.7484	0.7512	0.8058	0.8208	Ave		0.7755				3.9		15.0			
trans-1,2-Dichloroethene	0.3358 0.3195	0.3308	0.3296	0.3254	0.3340	Ave		0.3292				1.8		15.0			
Hexane	0.0712 0.0637	0.0646	0.0668	0.0661	0.0671	Ave		0.0666				3.9		15.0			
1,1-Dichloroethane	0.5578 0.5246	0.5449	0.5273	0.5247	0.5369	Ave		0.5360			0.1000	2.5		15.0			
Vinyl acetate	0.0458 0.0460	0.0362	0.0441	0.0416	0.0442	Ave		0.0430				8.6		15.0			
2-Butanone	0.0991 0.0997	0.0968	0.1003	0.0974	0.1064	Ave		0.0999				3.4		15.0			
cis-1,2-Dichloroethene	0.3285 0.3322	0.3571	0.3290	0.3348	0.3453	Ave		0.3378				3.3		15.0			
2,2-Dichloropropane	0.2688 0.2905	0.2819	0.2776	0.2821	0.3040	Ave		0.2842				4.2		15.0			
Bromochloromethane	0.1521 0.1504	0.1506	0.1534	0.1499	0.1524	Ave		0.1515				0.9		15.0			
Tetrahydrofuran	0.0772 0.0698	0.0789	0.0767	0.0752	0.0716	Ave		0.0749				4.7		15.0			
Chloroform	0.4907 0.4900	0.5020	0.4890	0.4920	0.4962	Ave		0.4933				1.0		15.0			
1,1,1-Trichloroethane	0.4106 0.3726	0.3778	0.3695	0.3890	0.3851	Ave		0.3841				3.9		15.0			
Cyclohexane	0.5528 0.5297	0.5227	0.5349	0.5435	0.5429	Ave		0.5378				2.0		15.0			
1,1-Dichloropropene	0.3609 0.3601	0.3698	0.3664	0.3618	0.3692	Ave		0.3647				1.2		15.0			
Carbon tetrachloride	0.2610 0.2765	0.2656	0.2674	0.2761	0.2887	Ave		0.2725				3.7		15.0			
1,2-Dichloroethane	0.3474 0.3376	0.3583	0.3351	0.3500	0.3553	Ave		0.3473				2.7		15.0			
Benzene	1.1681 1.1119	1.1203	1.0964	1.1265	1.1340	Ave		1.1262				2.2		15.0			
Trichloroethene	0.3214 0.2780	0.2821	0.2900	0.2862	0.2843	Ave		0.2904				5.4		15.0			

Note: The m1 coefficient is the same as Ave RRF for an Ave curve type.

FORM VI
GC/MS VOA INITIAL CALIBRATION DATA
INTERNAL STANDARD CURVE EVALUATION

Lab Name: TestAmerica Canton Job No.: 240-28436-1 Analy Batch No.: 92306

SDG No.:

Instrument ID: A3UX10 GC Column: DB-624 ID: 0.18(mm) Heated Purge: (Y/N) N

Calibration Start Date: 07/02/2013 12:55 Calibration End Date: 07/02/2013 14:41 Calibration ID: 16139

ANALYTE	RRF					CURVE TYPE	COEFFICIENT			#	MIN RRF	%RSD	#	MAX %RSD	R^2 OR COD	#	MIN R^2 OR COD
	LVL 1 LVL 6	LVL 2	LVL 3	LVL 4	LVL 5		B	M1	M2								
1,2-Dichloropropane	0.2454 0.2502	0.2581	0.2466	0.2561	0.2683	Ave		0.2541				3.4		15.0			
Methylcyclohexane	0.4919 0.4866	0.4934	0.4893	0.5052	0.5090	Ave		0.4959				1.8		15.0			
Dibromomethane	0.1412 0.1445	0.1506	0.1469	0.1502	0.1477	Ave		0.1468				2.4		15.0			
1,4-Dioxane	0.0014 0.0009	0.0011	0.0016	0.0020	0.0013	Ave		0.0014				26.0	*	15.0			
Bromodichloromethane	0.2890 0.3042	0.2800	0.2808	0.2937	0.3002	Ave		0.2913				3.4		15.0			
2-Chloroethyl vinyl ether	0.1328 0.1460	0.1268	0.1340	0.1400	0.1524	Ave		0.1387				6.8		15.0			
cis-1,3-Dichloropropene	0.3136 0.3654	0.2925	0.3234	0.3329	0.3608	Ave		0.3314				8.4		15.0			
4-Methyl-2-pentanone	0.1851 0.2307	0.1947	0.2072	0.2263	0.2356	Ave		0.2133				9.7		15.0			
Toluene	1.5717 1.7749	1.5621	1.5832	1.5919	1.6670	Ave		1.6251				5.1		15.0			
trans-1,3-Dichloropropene	0.3281 0.4436	0.3301	0.3424	0.3783	0.4187	Ave		0.3735				13.0		15.0			
Ethyl methacrylate	0.3469 0.4669	0.3719	0.3886	0.4197	0.4555	Ave		0.4082				12.0		15.0			
1,1,2-Trichloroethane	0.3016 0.3098	0.3088	0.3075	0.2994	0.3063	Ave		0.3056				1.4		15.0			
1,3-Dichloropropane	0.5636 0.5513	0.5066	0.5178	0.5309	0.5453	Ave		0.5359				4.0		15.0			
Tetrachloroethene	0.3249 0.3137	0.3109	0.3123	0.3155	0.3171	Ave		0.3157				1.6		15.0			
2-Hexanone	0.1784 0.2174	0.1735	0.1912	0.2073	0.2193	Ave		0.1979				10.0		15.0			
Dibromochloromethane	0.2360 0.2992	0.2543	0.2535	0.2707	0.2882	Ave		0.2670				8.9		15.0			
1,2-Dibromoethane	0.2969 0.3100	0.2975	0.2857	0.3063	0.3126	Ave		0.3015				3.3		15.0			
Chlorobenzene	1.1153 1.1370	1.1006	1.0569	1.0906	1.1038	Ave		1.1007			0.3000	2.4		15.0			
1,1,1,2-Tetrachloroethane	0.2824 0.3322	0.2829	0.2918	0.3108	0.3194	Ave		0.3032				6.8		15.0			
Ethylbenzene	0.5758 0.6262	0.5863	0.6011	0.6014	0.6212	Ave		0.6020				3.2		15.0			

Note: The m1 coefficient is the same as Ave RRF for an Ave curve type.

FORM VI
GC/MS VOA INITIAL CALIBRATION DATA
INTERNAL STANDARD CURVE EVALUATION

Lab Name: TestAmerica Canton Job No.: 240-28436-1 Analy Batch No.: 92306

SDG No.:

Instrument ID: A3UX10 GC Column: DB-624 ID: 0.18(mm) Heated Purge: (Y/N) N

Calibration Start Date: 07/02/2013 12:55 Calibration End Date: 07/02/2013 14:41 Calibration ID: 16139

ANALYTE	RRF					CURVE TYPE	COEFFICIENT			#	MIN RRF	%RSD	#	MAX %RSD	R^2 OR COD	#	MIN R^2 OR COD
	LVL 1 LVL 6	LVL 2	LVL 3	LVL 4	LVL 5		B	M1	M2								
m-Xylene & p-Xylene	0.7270 0.8215	0.7355	0.7415	0.7771	0.8022	Ave		0.7675				5.1		15.0			
o-Xylene	0.6796 0.7942	0.7047	0.7272	0.7639	0.7596	Ave		0.7382				5.7		15.0			
Styrene	1.1077 1.3987	1.1933	1.1883	1.2806	1.3155	Ave		1.2474				8.4		15.0			
Bromoform	0.1365 0.1881	0.1411	0.1461	0.1592	0.1772	Ave		0.1580			0.1000	13.0		15.0			
Isopropylbenzene	1.7511 2.0343	1.7718	1.8148	1.9530	1.9719	Ave		1.8828				6.3		15.0			
1,1,2,2-Tetrachloroethane	0.7449 0.7423	0.7656	0.8018	0.7659	0.7719	Ave		0.7654			0.3000	2.8		15.0			
Bromobenzene	0.8881 0.8401	0.8893	0.8519	0.8109	0.8110	Ave		0.8485				4.1		15.0			
1,2,3-Trichloropropane	0.2528 0.2485	0.2436	0.2471	0.2523	0.2472	Ave		0.2486				1.4		15.0			
trans-1,4-Dichloro-2-butene	0.1594 0.2065	0.1645	0.1863	0.1935	0.1991	Ave		0.1849				10.0		15.0			
n-Propylbenzene	0.8836 0.9348	0.9225	0.9442	0.9060	0.9061	Ave		0.9162				2.4		15.0			
2-Chlorotoluene	0.8471 0.8107	0.8035	0.8145	0.8068	0.8122	Ave		0.8158				1.9		15.0			
1,3,5-Trimethylbenzene	2.5762 2.8611	2.6002	2.7221	2.7556	2.8139	Ave		2.7215				4.2		15.0			
4-Chlorotoluene	0.8988 0.9081	0.8802	0.8823	0.8848	0.8823	Ave		0.8894				1.3		15.0			
tert-Butylbenzene	2.5038 2.4500	2.2239	2.4167	2.3292	2.3560	Ave		2.3799				4.2		15.0			
1,2,4-Trimethylbenzene	2.6043 2.8929	2.6775	2.7491	2.8000	2.8183	Ave		2.7570				3.8		15.0			
sec-Butylbenzene	3.0300 3.4431	3.1666	3.3039	3.3542	3.3916	Ave		3.2816				4.7		15.0			
1,3-Dichlorobenzene	1.5092 1.5056	1.5998	1.5710	1.5273	1.5059	Ave		1.5365				2.6		15.0			
p-Isopropyltoluene	2.4424 2.7807	2.5538	2.6635	2.6618	2.7434	Ave		2.6409				4.7		15.0			
1,4-Dichlorobenzene	1.7229 1.6045	1.6252	1.6225	1.5715	1.5870	Ave		1.6223				3.3		15.0			
n-Butylbenzene	2.0630 2.2382	2.0945	2.2927	2.3221	2.3183	Ave		2.2215				5.2		15.0			

Note: The m1 coefficient is the same as Ave RRF for an Ave curve type.

FORM VI
GC/MS VOA INITIAL CALIBRATION DATA
INTERNAL STANDARD CURVE EVALUATION

Lab Name: TestAmerica Canton Job No.: 240-28436-1 Analy Batch No.: 92306

SDG No.:

Instrument ID: A3UX10 GC Column: DB-624 ID: 0.18(mm) Heated Purge: (Y/N) N

Calibration Start Date: 07/02/2013 12:55 Calibration End Date: 07/02/2013 14:41 Calibration ID: 16139

ANALYTE	RRF					CURVE TYPE	COEFFICIENT			#	MIN RRF	%RSD	#	MAX %RSD	R^2 OR COD	#	MIN R^2 OR COD
	LVL 1 LVL 6	LVL 2	LVL 3	LVL 4	LVL 5		B	M1	M2								
1,2-Dichlorobenzene	1.4074 1.3553	1.4151	1.4245	1.4040	1.3915	Ave		1.3996				1.7		15.0			
1,2-Dibromo-3-Chloropropane	0.0897 0.0915	0.0866	0.1008	0.1037	0.0925	Ave		0.0941				7.1		15.0			
1,3,5-Trichlorobenzene	0.9389 0.8233	0.9547	0.9599	0.9476	0.8670	Ave		0.9152				6.2		15.0			
1,2,4-Trichlorobenzene	0.8510 0.7437	0.8164	0.8427	0.8344	0.7483	Ave		0.8061				5.9		15.0			
Hexachlorobutadiene	0.2820 0.2374	0.2926	0.3073	0.2714	0.2509	Ave		0.2736				9.5		15.0			
Naphthalene	1.9175 1.8952	1.9376	2.0220	2.1068	1.9312	Ave		1.9684				4.1		15.0			
1,2,3-Trichlorobenzene	0.7657 0.6768	0.7464	0.7504	0.7341	0.6861	Ave		0.7266				5.0		15.0			
Dibromofluoromethane (Surr)	0.2502 0.2509	0.2370	0.2459	0.2475	0.2591	Ave		0.2484				2.9		15.0			
1,2-Dichloroethane-d4 (Surr)	0.3197 0.2982	0.2804	0.2943	0.2970	0.3023	Ave		0.2987				4.3		15.0			
Toluene-d8 (Surr)	1.3686 1.4472	1.2543	1.3081	1.3123	1.3963	Ave		1.3478				5.2		15.0			
4-Bromofluorobenzene (Surr)	0.5086 0.5764	0.5161	0.5353	0.5693	0.5900	Ave		0.5493				6.2		15.0			

Note: The m1 coefficient is the same as Ave RRF for an Ave curve type.

FORM V
GC/MS VOA INSTRUMENT PERFORMANCE CHECK
BROMOFLUOROBENZENE (BFB)

Lab Name: TestAmerica Canton Job No.: 240-28436-1

SDG No.:

Lab File ID: BFB5378.D BFB Injection Date: 09/04/2013

Instrument ID: A3UX10 BFB Injection Time: 11:35

Analysis Batch No.: 100092

M/E	ION ABUNDANCE CRITERIA	% RELATIVE ABUNDANCE	
50	15.0 - 40.0 % of mass 95	22.2	
75	30.0 - 60.0 % of mass 95	52.0	
95	Base Peak, 100% relative abundance	100.0	
96	5.0 - 9.0 % of mass 95	6.8	
173	Less than 2.0 % of mass 174	0.3	(0.4)1
174	50.0 - 120.00 % of mass 95	76.9	
175	5.0 - 9.0 % of mass 174	5.6	(7.3)1
176	95.0 - 101.0 % of mass 174	73.2	(95.2)1
177	5.0 - 9.0 % of mass 176	4.9	(6.7)2

1-Value is % mass 174 2-Value is % mass 176

THIS CHECK APPLIES TO THE FOLLOWING SAMPLES, MS, MSD, BLANKS AND STANDARDS:

CLIENT SAMPLE ID	LAB SAMPLE ID	LAB FILE ID	DATE ANALYZED	TIME ANALYZED
	CCVIS 240-100092/2	UXX5695.D	09/04/2013	12:23
	CCV 240-100092/3	UXX5696.D	09/04/2013	12:44
	LCS 240-100092/4	UXX5697.D	09/04/2013	13:06
	MB 240-100092/6	UXX5699.D	09/04/2013	13:50
TB-082713	240-28436-21	UXX5718.D	09/04/2013	22:07
	240-28434-A-2 MS	UXX5720.D	09/04/2013	22:50
	240-28434-D-2 MSD	UXX5721.D	09/04/2013	23:11

FORM VII
GC/MS VOA CONTINUING CALIBRATION DATA

Lab Name: TestAmerica Canton Job No.: 240-28436-1

SDG No.:

Lab Sample ID: CCVIS 240-100092/2 Calibration Date: 09/04/2013 12:23

Instrument ID: A3UX10 Calib Start Date: 07/02/2013 12:55

GC Column: DB-624 ID: 0.18(mm) Calib End Date: 07/02/2013 14:41

Lab File ID: UXX5695.D Conc. Units: ng/uL Heated Purge: (Y/N) N

ANALYTE	CURVE TYPE	AVE RRF	RRF	MIN RRF	CALC AMOUNT	SPIKE AMOUNT	%D	MAX %D
Dichlorodifluoromethane	Ave	0.2706	0.3334		1.00	0.0100	23.2	50.0
Chloromethane	Ave	0.4122	0.4499	0.1000	1.00	0.0100	9.1	50.0
Vinyl chloride	Ave	0.3595	0.3384		1.00	0.0100	-5.9	20.0
Bromomethane	Ave	0.1681	0.1096		1.00	0.0100	-34.8	50.0
Chloroethane	Ave	0.2338	0.1347		1.00	0.0100	-42.4	50.0
Trichlorofluoromethane	Ave	0.3611	0.3311		1.00	0.0100	-8.3	50.0
Acrolein	Ave	0.0418	0.0269		20.0	0.100	-35.5	50.0
1,1-Dichloroethene	Ave	0.2997	0.3082		1.00	0.0100	2.8	20.0
Acetone	Ave	0.0713	0.0897		10.0	0.0200	25.7	50.0
1,1,2-Trichloro-1,2,2-trichfluoroethane	Ave	0.2096	0.2330		1.00	0.0100	11.1	50.0
Iodomethane	Ave	0.4425	0.4451		1.00	0.0100	0.6	50.0
Carbon disulfide	Ave	0.9095	0.9913		1.00	0.0100	9.0	50.0
Acetonitrile	Qua		0.0212		20.0	0.100	4.0	50.0
Methyl acetate	Ave	0.2076	0.2514		10.0	0.0200	21.1	50.0
Methylene Chloride	Lin1		0.3837		1.00	0.0100	8.2	50.0
tert-Butyl alcohol	Qua		0.0116		50.0	0.200	-23.1	50.0
Acrylonitrile	Ave	0.1016	0.1132		20.0	0.0200	11.5	50.0
Methyl tert-butyl ether	Ave	0.7755	0.8295		1.00	0.0100	7.0	50.0
trans-1,2-Dichloroethene	Ave	0.3292	0.3511		1.00	0.0100	6.6	50.0
Hexane	Ave	0.0666	0.0694		1.00	0.0100	4.2	20.0
1,1-Dichloroethane	Ave	0.5360	0.6176	0.1000	1.00	0.0100	15.2	50.0
Vinyl acetate	Ave	0.0430	0.0338		2.00	0.0100	-21.4	50.0
2-Butanone	Ave	0.0999	0.1133		10.0	0.0200	13.4	50.0
cis-1,2-Dichloroethene	Ave	0.3378	0.3585		1.00	0.0100	6.1	50.0
2,2-Dichloropropane	Ave	0.2842	0.4235		1.00	0.0100	49.1	50.0
Bromochloromethane	Ave	0.1515	0.1644		1.00	0.0100	8.5	50.0
Tetrahydrofuran	Ave	0.0749	0.0745		5.00	0.0100	-0.6	50.0
Chloroform	Ave	0.4933	0.5675		1.00	0.0100	15.0	20.0
1,1,1-Trichloroethane	Ave	0.3841	0.4999		1.00	0.0100	30.1	50.0
Cyclohexane	Ave	0.5378	0.6518		1.00	0.0100	21.2	50.0
1,1-Dichloropropene	Ave	0.3647	0.4138		1.00	0.0100	13.5	50.0
Carbon tetrachloride	Ave	0.2725	0.4254		1.00	0.0100	56.1*	50.0
1,2-Dichloroethane	Ave	0.3473	0.4245		1.00	0.0100	22.2	50.0
Benzene	Ave	1.126	1.236		1.00	0.0100	9.8	50.0
Trichloroethene	Ave	0.2904	0.2952		1.00	0.0100	1.7	50.0
1,2-Dichloropropane	Ave	0.2541	0.2890		1.00	0.0100	13.7	20.0
Methylcyclohexane	Ave	0.4959	0.5426		1.00	0.0100	9.4	50.0
1,4-Dioxane	Ave	0.0014	0.0012		50.0	0.500	-11.9	50.0
Dibromomethane	Ave	0.1468	0.1627		1.00	0.0100	10.8	50.0
Bromodichloromethane	Ave	0.2913	0.3830		1.00	0.0100	31.5	50.0

FORM VII
GC/MS VOA CONTINUING CALIBRATION DATA

Lab Name: TestAmerica Canton Job No.: 240-28436-1

SDG No.:

Lab Sample ID: CCVIS 240-100092/2 Calibration Date: 09/04/2013 12:23

Instrument ID: A3UX10 Calib Start Date: 07/02/2013 12:55

GC Column: DB-624 ID: 0.18(mm) Calib End Date: 07/02/2013 14:41

Lab File ID: UXX5695.D Conc. Units: ng/uL Heated Purge: (Y/N) N

ANALYTE	CURVE TYPE	AVE RRF	RRF	MIN RRF	CALC AMOUNT	SPIKE AMOUNT	%D	MAX %D
2-Chloroethyl vinyl ether	Ave	0.1387	0.1381		10.0	0.0200	-0.4	50.0
cis-1,3-Dichloropropene	Ave	0.3314	0.3978		1.00	0.0100	20.0	50.0
4-Methyl-2-pentanone	Ave	0.2133	0.2388		10.0	0.0200	12.0	50.0
Toluene	Ave	1.625	1.874		1.00	0.0100	15.3	20.0
trans-1,3-Dichloropropene	Ave	0.3735	0.5064		1.00	0.0100	35.6	50.0
Ethyl methacrylate	Ave	0.4082	0.4607		1.00	0.0100	12.8	50.0
1,1,2-Trichloroethane	Ave	0.3056	0.3445		1.00	0.0100	12.8	50.0
1,3-Dichloropropane	Ave	0.5359	0.6108		1.00	0.0100	14.0	50.0
Tetrachloroethene	Ave	0.3157	0.3476		1.00	0.0100	10.1	50.0
2-Hexanone	Ave	0.1979	0.2221		10.0	0.0200	12.2	50.0
Dibromochloromethane	Ave	0.2670	0.3868		1.00	0.0100	44.9	50.0
1,2-Dibromoethane	Ave	0.3015	0.3218		1.00	0.0100	6.7	50.0
Chlorobenzene	Ave	1.101	1.137	0.3000	1.00	0.0100	3.3	50.0
1,1,1,2-Tetrachloroethane	Ave	0.3032	0.4292		1.00	0.0100	41.5	50.0
Ethylbenzene	Ave	0.6020	0.6401		1.00	0.0100	6.3	20.0
m-Xylene & p-Xylene	Ave	0.7675	0.8115		2.00	0.0200	5.7	50.0
o-Xylene	Ave	0.7382	0.7725		1.00	0.0100	4.6	50.0
Styrene	Ave	1.247	1.168		1.00	0.0100	-6.3	50.0
Bromoform	Ave	0.1580	0.2167	0.1000	1.00	0.0100	37.1	50.0
Isopropylbenzene	Ave	1.883	1.988		1.00	0.0100	5.6	50.0
1,1,2,2-Tetrachloroethane	Ave	0.7654	0.8647	0.3000	1.00	0.0100	13.0	50.0
Bromobenzene	Ave	0.8485	0.8677		1.00	0.0100	2.3	50.0
1,2,3-Trichloropropane	Ave	0.2486	0.2666		1.00	0.0100	7.3	50.0
trans-1,4-Dichloro-2-butene	Ave	0.1849	0.1528		1.00	0.0100	-17.3	50.0
n-Propylbenzene	Ave	0.9162	1.005		1.00	0.0100	9.7	50.0
2-Chlorotoluene	Ave	0.8158	0.9024		1.00	0.0100	10.6	50.0
1,3,5-Trimethylbenzene	Ave	2.722	3.184		1.00	0.0100	17.0	50.0
4-Chlorotoluene	Ave	0.8894	0.9022		1.00	0.0100	1.4	50.0
tert-Butylbenzene	Ave	2.380	2.507		1.00	0.0100	5.3	50.0
1,2,4-Trimethylbenzene	Ave	2.757	3.242		1.00	0.0100	17.6	50.0
sec-Butylbenzene	Ave	3.282	3.642		1.00	0.0100	11.0	50.0
1,3-Dichlorobenzene	Ave	1.536	1.595		1.00	0.0100	3.8	50.0
p-Isopropyltoluene	Ave	2.641	2.980		1.00	0.0100	12.8	50.0
1,4-Dichlorobenzene	Ave	1.622	1.661		1.00	0.0100	2.4	50.0
n-Butylbenzene	Ave	2.221	2.494		1.00	0.0100	12.3	50.0
1,2-Dichlorobenzene	Ave	1.400	1.587		1.00	0.0100	13.4	50.0
1,2-Dibromo-3-Chloropropane	Ave	0.0941	0.1331		2.00	0.0100	41.4	50.0
1,3,5-Trichlorobenzene	Ave	0.9152	1.030		1.00	0.0100	12.5	50.0
1,2,4-Trichlorobenzene	Ave	0.8061	0.8623		1.00	0.0100	7.0	50.0
Hexachlorobutadiene	Ave	0.2736	0.3113		1.00	0.0100	13.8	50.0
Naphthalene	Ave	1.968	1.943		1.00	0.0100	-1.3	50.0

FORM VII
GC/MS VOA CONTINUING CALIBRATION DATA

Lab Name: TestAmerica Canton Job No.: 240-28436-1

SDG No.:

Lab Sample ID: CCVIS 240-100092/2 Calibration Date: 09/04/2013 12:23

Instrument ID: A3UX10 Calib Start Date: 07/02/2013 12:55

GC Column: DB-624 ID: 0.18(mm) Calib End Date: 07/02/2013 14:41

Lab File ID: UXX5695.D Conc. Units: ng/uL Heated Purge: (Y/N) N

ANALYTE	CURVE TYPE	AVE RRF	RRF	MIN RRF	CALC AMOUNT	SPIKE AMOUNT	%D	MAX %D
1,2,3-Trichlorobenzene	Ave	0.7266	0.7771		1.00	0.0100	7.0	50.0
Dibromofluoromethane (Surr)	Ave	0.2484	0.2237		0.00901	0.0100	-9.9	50.0
1,2-Dichloroethane-d4 (Surr)	Ave	0.2987	0.2887		0.00967	0.0100	-3.3	50.0
Toluene-d8 (Surr)	Ave	1.348	1.249		0.00927	0.0100	-7.3	50.0
4-Bromofluorobenzene (Surr)	Ave	0.5493	0.4571		0.00832	0.0100	-16.8	50.0

FORM VII
GC/MS VOA CONTINUING CALIBRATION DATA

Lab Name: TestAmerica Canton Job No.: 240-28436-1

SDG No.:

Lab Sample ID: CCV 240-100092/3 Calibration Date: 09/04/2013 12:44

Instrument ID: A3UX10 Calib Start Date: 05/28/2013 15:50

GC Column: DB-624 ID: 0.18(mm) Calib End Date: 05/28/2013 17:36

Lab File ID: UXX5696.D Conc. Units: ng/uL Heated Purge: (Y/N) N

ANALYTE	CURVE TYPE	AVE RRF	RRF	MIN RRF	CALC AMOUNT	SPIKE AMOUNT	%D	MAX %D
Dichlorofluoromethane	Ave	0.8393	0.4354		2.00	0.0100	-48.1	50.0
Ethyl ether	Ave	0.3039	0.2486		2.00	0.0100	-18.2	50.0
3-Chloro-1-propene	Ave	0.1630	0.1627		2.00	0.0100	-0.2	50.0
Diisopropyl ether	Ave	0.2610	0.2530		10.0	0.0500	-3.0	50.0
2-Chloro-1,3-butadiene	Ave	0.5008	0.5497		2.00	0.0100	9.8	50.0
Ethyl-t-butyl ether (ETBE)	Ave	0.8473	0.8610		5.00	0.0100	1.6	50.0
Propionitrile	Ave	0.0230	0.0349		4.00	0.0200	51.2*	50.0
Ethyl acetate	Ave	0.1697	0.2297		4.00	0.0200	35.3	50.0
Methacrylonitrile	Ave	0.1263	0.1578		2.00	0.0100	24.9	50.0
Isobutyl alcohol	Ave	0.0072	0.0103		50.0	0.200	43.7	50.0
Tert-amyl-methyl ether (TAME)	Ave	0.7397	0.6624		5.00	0.0100	-10.5	50.0
n-Heptane	Ave	0.0634	0.0600		1.00	0.0100	-5.4	50.0
n-Butanol	Lin		0.0068		50.0	0.200	2.8	50.0
Methyl methacrylate	Ave	0.1639	0.2106		2.00	0.0100	28.5	50.0
2-Nitropropane	Ave	0.0170	0.0557		2.00	0.0200	226.6*	50.0
Cyclohexanone	Ave	0.0815	0.1009		20.0	0.100	23.9	50.0
1,2,3-Trimethylbenzene	Ave	2.437	3.137		0.0129	0.0100	28.7	50.0
2-Methylnaphthalene	Ave	1.002	0.9589		5.00	0.0200	-4.3	50.0

FORM IV
GC/MS VOA METHOD BLANK SUMMARY

Lab Name: TestAmerica Canton Job No.: 240-28436-1

SDG No.:

Lab File ID: UXX5699.D Lab Sample ID: MB 240-100092/6

Matrix: Water Heated Purge:(Y/N) N

Instrument ID: A3UX10 Date Analyzed: 09/04/2013 13:50

GC Column: DB-624 ID: 0.18(mm)

THIS METHOD BLANK APPLIES TO THE FOLLOWING SAMPLES:

CLIENT SAMPLE ID	LAB SAMPLE ID	LAB FILE ID	DATE ANALYZED
	LCS 240-100092/4	UXX5697.D	09/04/2013 13:06
TB-082713	240-28436-21	UXX5718.D	09/04/2013 22:07
	240-28434-A-2 MS	UXX5720.D	09/04/2013 22:50
	240-28434-D-2 MSD	UXX5721.D	09/04/2013 23:11

FORM I
GC/MS VOA ORGANICS ANALYSIS DATA SHEET

Lab Name: TestAmerica Canton Job No.: 240-28436-1

SDG No.:

Client Sample ID: Lab Sample ID: MB 240-100092/6

Matrix: Water Lab File ID: UXX5699.D

Analysis Method: 8260B Date Collected:

Sample wt/vol: 5(mL) Date Analyzed: 09/04/2013 13:50

Soil Aliquot Vol: Dilution Factor: 1

Soil Extract Vol.: GC Column: DB-624 ID: 0.18(mm)

% Moisture: Level: (low/med) Low

Analysis Batch No.: 100092 Units: ug/L

CAS NO.	COMPOUND NAME	RESULT	Q	RL	MDL
630-20-6	1,1,1,2-Tetrachloroethane	1.0	U	1.0	0.23
71-55-6	1,1,1-Trichloroethane	1.0	U	1.0	0.22
79-34-5	1,1,2,2-Tetrachloroethane	1.0	U	1.0	0.18
76-13-1	1,1,2-Trichloro-1,2,2-trichfluoroeth ane	1.0	U	1.0	0.28
75-34-3	1,1-Dichloroethane	1.0	U	1.0	0.15
75-35-4	1,1-Dichloroethene	1.0	U	1.0	0.19
563-58-6	1,1-Dichloropropene	1.0	U	1.0	0.13
87-61-6	1,2,3-Trichlorobenzene	1.0	U	1.0	0.17
96-18-4	1,2,3-Trichloropropane	1.0	U	1.0	0.43
526-73-8	1,2,3-Trimethylbenzene	5.0	U	5.0	0.0059
120-82-1	1,2,4-Trichlorobenzene	1.0	U	1.0	0.15
95-63-6	1,2,4-Trimethylbenzene	1.0	U	1.0	0.12
96-12-8	1,2-Dibromo-3-Chloropropane	2.0	U	2.0	0.67
95-50-1	1,2-Dichlorobenzene	1.0	U	1.0	0.13
107-06-2	1,2-Dichloroethane	1.0	U	1.0	0.22
78-87-5	1,2-Dichloropropane	1.0	U	1.0	0.18
541-73-1	1,3-Dichlorobenzene	1.0	U	1.0	0.14
142-28-9	1,3-Dichloropropane	1.0	U	1.0	0.16
106-46-7	1,4-Dichlorobenzene	1.0	U	1.0	0.13
594-20-7	2,2-Dichloropropane	1.0	U	1.0	0.13
110-75-8	2-Chloroethyl vinyl ether	10	U	10	0.99
95-49-8	2-Chlorotoluene	1.0	U	1.0	0.11
591-78-6	2-Hexanone	10	U	10	0.41
106-43-4	4-Chlorotoluene	1.0	U	1.0	0.18
67-64-1	Acetone	2.45	J	10	1.1
71-43-2	Benzene	1.0	U	1.0	0.13
108-86-1	Bromobenzene	1.0	U	1.0	0.13
74-97-5	Bromochloromethane	1.0	U	1.0	0.29
75-25-2	Bromoform	1.0	U	1.0	0.64
74-83-9	Bromomethane	1.0	U	1.0	0.41
75-15-0	Carbon disulfide	1.0	U	1.0	0.13
56-23-5	Carbon tetrachloride	1.0	U	1.0	0.13
108-90-7	Chlorobenzene	1.0	U	1.0	0.15
75-00-3	Chloroethane	1.0	U	1.0	0.29
67-66-3	Chloroform	1.0	U	1.0	0.16

FORM I
GC/MS VOA ORGANICS ANALYSIS DATA SHEET

Lab Name: TestAmerica Canton Job No.: 240-28436-1

SDG No.:

Client Sample ID: Lab Sample ID: MB 240-100092/6

Matrix: Water Lab File ID: UXX5699.D

Analysis Method: 8260B Date Collected:

Sample wt/vol: 5(mL) Date Analyzed: 09/04/2013 13:50

Soil Aliquot Vol: Dilution Factor: 1

Soil Extract Vol.: GC Column: DB-624 ID: 0.18(mm)

% Moisture: Level: (low/med) Low

Analysis Batch No.: 100092 Units: ug/L

CAS NO.	COMPOUND NAME	RESULT	Q	RL	MDL
74-87-3	Chloromethane	1.0	U	1.0	0.30
156-59-2	cis-1,2-Dichloroethene	1.0	U	1.0	0.17
75-27-4	Bromodichloromethane	1.0	U	1.0	0.15
10061-01-5	cis-1,3-Dichloropropene	1.0	U	1.0	0.14
106-93-4	1,2-Dibromoethane	1.0	U	1.0	0.24
74-95-3	Dibromomethane	1.0	U	1.0	0.28
75-71-8	Dichlorodifluoromethane	1.0	U	1.0	0.31
108-20-3	Diisopropyl ether	10	U	10	1.5
100-41-4	Ethylbenzene	1.0	U	1.0	0.17
87-68-3	Hexachlorobutadiene	1.0	U	1.0	0.30
98-82-8	Isopropylbenzene	1.0	U	1.0	0.13
78-93-3	2-Butanone	10	U	10	0.57
108-10-1	4-Methyl-2-pentanone	10	U	10	0.32
179601-23-1	m-Xylene & p-Xylene	2.0	U	2.0	0.24
1634-04-4	Methyl tert-butyl ether	1.0	U	1.0	0.17
91-20-3	Naphthalene	1.0	U	1.0	0.24
104-51-8	n-Butylbenzene	1.0	U	1.0	0.12
75-09-2	Methylene Chloride	1.0	U	1.0	0.33
103-65-1	n-Propylbenzene	1.0	U	1.0	0.14
95-47-6	o-Xylene	1.0	U	1.0	0.14
99-87-6	p-Isopropyltoluene	1.0	U	1.0	0.12
637-92-3	Ethyl-t-butyl ether (ETBE)	5.0	U	5.0	0.11
135-98-8	sec-Butylbenzene	1.0	U	1.0	0.13
100-42-5	Styrene	1.0	U	1.0	0.11
994-05-8	Tert-amyl-methyl ether (TAME)	5.0	U	5.0	0.067
98-06-6	tert-Butylbenzene	1.0	U	1.0	0.13
127-18-4	Tetrachloroethene	1.0	U	1.0	0.29
108-88-3	Toluene	1.0	U	1.0	0.13
156-60-5	trans-1,2-Dichloroethene	1.0	U	1.0	0.19
10061-02-6	trans-1,3-Dichloropropene	1.0	U	1.0	0.19
79-01-6	Trichloroethene	1.0	U	1.0	0.17
75-69-4	Trichlorofluoromethane	1.0	U	1.0	0.21
75-65-0	tert-Butyl alcohol	50	U	50	3.9
108-05-4	Vinyl acetate	2.0	U	2.0	0.19
75-01-4	Vinyl chloride	1.0	U	1.0	0.22
124-48-1	Dibromochloromethane	1.0	U	1.0	0.18

FORM I
GC/MS VOA ORGANICS ANALYSIS DATA SHEET

Lab Name: TestAmerica Canton Job No.: 240-28436-1

SDG No.:

Client Sample ID: Lab Sample ID: MB 240-100092/6

Matrix: Water Lab File ID: UXX5699.D

Analysis Method: 8260B Date Collected:

Sample wt/vol: 5(mL) Date Analyzed: 09/04/2013 13:50

Soil Aliquot Vol: Dilution Factor: 1

Soil Extract Vol.: GC Column: DB-624 ID: 0.18(mm)

% Moisture: Level: (low/med) Low

Analysis Batch No.: 100092 Units: ug/L

CAS NO.	COMPOUND NAME	RESULT	Q	RL	MDL
1330-20-7	Xylenes, Total	2.0	U	2.0	0.14

CAS NO.	SURROGATE	%REC	Q	LIMITS
17060-07-0	1,2-Dichloroethane-d4 (Surr)	95		63-129
460-00-4	4-Bromofluorobenzene (Surr)	74		66-117
2037-26-5	Toluene-d8 (Surr)	89		74-115
1868-53-7	Dibromofluoromethane (Surr)	92		75-121

FORM V
GC/MS VOA INSTRUMENT PERFORMANCE CHECK
BROMOFLUOROBENZENE (BFB)

Lab Name: TestAmerica Canton Job No.: 240-28436-1

SDG No.:

Lab File ID: BFB14474.D BFB Injection Date: 07/10/2013

Instrument ID: A3UX14 BFB Injection Time: 14:02

Analysis Batch No.: 93208

M/E	ION ABUNDANCE CRITERIA	% RELATIVE ABUNDANCE	
50	15.0 - 40.0 % of mass 95	20.7	
75	30.0 - 60.0 % of mass 95	42.6	
95	Base Peak, 100% relative abundance	100.0	
96	5.0 - 9.0 % of mass 95	6.4	
173	Less than 2.0 % of mass 174	0.0	(0.0)1
174	50.0 - 120.00 % of mass 95	87.3	
175	5.0 - 9.0 % of mass 174	6.2	(7.0)1
176	95.0 - 101.0 % of mass 174	84.6	(97.0)1
177	5.0 - 9.0 % of mass 176	5.5	(6.5)2

1-Value is % mass 174 2-Value is % mass 176

THIS CHECK APPLIES TO THE FOLLOWING SAMPLES, MS, MSD, BLANKS AND STANDARDS:

CLIENT SAMPLE ID	LAB SAMPLE ID	LAB FILE ID	DATE ANALYZED	TIME ANALYZED
	IC 240-93208/12	143544.D	07/10/2013	17:58
	IC 240-93208/13	143545.D	07/10/2013	18:19
	IC 240-93208/14	143546.D	07/10/2013	18:41
	IC 240-93208/15	143547.D	07/10/2013	19:02
	IC 240-93208/16	143548.D	07/10/2013	19:24
	IC 240-93208/17	143549.D	07/10/2013	19:45
	IC 240-93208/18	143550.D	07/10/2013	20:07
	IC 240-93208/19	143551.D	07/10/2013	20:28
	IC 240-93208/20	143552.D	07/10/2013	20:50

FORM VI
GC/MS VOA INITIAL CALIBRATION DATA
INTERNAL STANDARD CURVE EVALUATION

Lab Name: TestAmerica Canton Job No.: 240-28436-1 Analy Batch No.: 93208

SDG No.:

Instrument ID: A3UX14 GC Column: DB-624 ID: 0.18(mm) Heated Purge: (Y/N) Y

Calibration Start Date: 07/10/2013 17:58 Calibration End Date: 07/10/2013 20:50 Calibration ID: 16260

Calibration Files:

LEVEL:	LAB SAMPLE ID:	LAB FILE ID:
Level 1	IC 240-93208/20	143552.D
Level 2	IC 240-93208/19	143551.D
Level 3	IC 240-93208/18	143550.D
Level 4	IC 240-93208/17	143549.D
Level 5	IC 240-93208/16	143548.D
Level 6	IC 240-93208/15	143547.D
Level 7	IC 240-93208/14	143546.D
Level 8	IC 240-93208/13	143545.D
Level 9	IC 240-93208/12	143544.D

ANALYTE	RRF					CURVE TYPE	COEFFICIENT			#	MIN RRF	%RSD	#	MAX %RSD	R^2 OR COD	#	MIN R^2 OR COD
	LVL 1 LVL 6	LVL 2 LVL 7	LVL 3 LVL 8	LVL 4 LVL 9	LVL 5		B	M1	M2								
Acetonitrile	0.0423 0.0301	0.0351 0.0310	0.0337 0.0312	0.0316 0.0299	0.0290	Ave		0.0327				13.0		15.0			
2-Chloro-1,3-butadiene	0.5644 0.5480	0.4442 0.5585	0.5610 0.5771	0.5308 0.5269	0.5242	Ave		0.5372				7.3		15.0			
Diisopropyl ether	0.2676 0.2479	0.2222 0.2542	0.2566 0.2535	0.2500 0.2346	0.2384	Ave		0.2472				5.5		15.0			
Ethyl-t-butyl ether (ETBE)	0.9904 0.9647	0.8983 1.0044	0.9982 1.0285	0.9849 0.9696	0.9434	Ave		0.9758				3.9		15.0			
Propionitrile	0.0429 0.0343	0.0382 0.0357	0.0401 0.0358	0.0383 0.0352	0.0349	Ave		0.0372				7.6		15.0			
Ethyl acetate	0.2419 0.2212	0.2277 0.2320	0.2249 0.2257	0.2235 0.2361	0.2194	Ave		0.2280				3.2		15.0			
Methacrylonitrile	0.1750 0.1534	0.1577 0.1577	0.1652 0.1559	0.1602 0.1541	0.1537	Ave		0.1592				4.4		15.0			
Tert-amyl-methyl ether (TAME)	0.7746 0.6991	0.6550 0.7277	0.7431 0.7413	0.7266 0.6975	0.6928	Ave		0.7175				4.9		15.0			
n-Butanol	0.0131 0.0103	0.0133 0.0105	0.0122 0.0106	0.0106 0.0109	0.0100	Ave		0.0113				11.0		15.0			
Methyl methacrylate	0.1897 0.1971	0.1959 0.2089	0.1866 0.1966	0.1879 0.2055	0.1878	Ave		0.1951				4.1		15.0			
2-Nitropropane	0.0923 0.0517	0.0711 0.0554	0.0582 0.0553	0.0528 0.0569	0.0489	Lin1	0.0486	0.0552							0.9980		0.9900
1-Chlorohexane	0.5356 0.4817	0.4914 0.4778	0.4630 0.4751	0.4739 0.4478	0.4598	Ave		0.4785				5.2		15.0			
Cyclohexanone	0.0184 0.0120	0.0128 0.0120	0.0153 0.0122	0.0136 0.0121	0.0122	Lin1	0.0635	0.0121							0.9990		0.9900

Note: The m1 coefficient is the same as Ave RRF for an Ave curve type.

FORM VI
GC/MS VOA INITIAL CALIBRATION DATA
INTERNAL STANDARD CURVE EVALUATION

Lab Name: TestAmerica Canton Job No.: 240-28436-1 Analy Batch No.: 93208

SDG No.:

Instrument ID: A3UX14 GC Column: DB-624 ID: 0.18(mm) Heated Purge: (Y/N) Y

Calibration Start Date: 07/10/2013 17:58 Calibration End Date: 07/10/2013 20:50 Calibration ID: 16260

ANALYTE	RRF					CURVE TYPE	COEFFICIENT			#	MIN RRF	%RSD	#	MAX %RSD	R^2 OR COD	#	MIN R^2 OR COD
	LVL 1 LVL 6	LVL 2 LVL 7	LVL 3 LVL 8	LVL 4 LVL 9	LVL 5		B	M1	M2								
1,2,3-Trimethylbenzene	3.2139 3.2891	2.8658 3.4147	3.3280 3.6601	3.2641 3.2531	3.1403	Ave		3.2699				6.5		15.0			
1,3,5-Trichlorobenzene	1.6341 1.2858	1.3396 1.3229	1.4424 1.3757	1.3889 1.2370	1.2767	Ave		1.3670				8.7		15.0			
2-Methylnaphthalene	+++++ 1.9245	+++++ 1.9798	2.3082 2.0773	2.1802 1.8078	2.0031	Ave		2.0401				8.1		15.0			
n-Butyl acetate	0.4604 0.4560	0.4376 0.4738	0.4326 0.4601	0.4413 0.4901	0.4299	Ave		0.4535				4.4		15.0			

Note: The m1 coefficient is the same as Ave RRF for an Ave curve type.

FORM V
GC/MS VOA INSTRUMENT PERFORMANCE CHECK
BROMOFLUOROBENZENE (BFB)

Lab Name: TestAmerica Canton Job No.: 240-28436-1

SDG No.:

Lab File ID: BFB14509.D BFB Injection Date: 09/04/2013

Instrument ID: A3UX14 BFB Injection Time: 10:58

Analysis Batch No.: 100074

M/E	ION ABUNDANCE CRITERIA	% RELATIVE ABUNDANCE	
50	15.0 - 40.0 % of mass 95	24.4	
75	30.0 - 60.0 % of mass 95	45.1	
95	Base Peak, 100% relative abundance	100.0	
96	5.0 - 9.0 % of mass 95	6.6	
173	Less than 2.0 % of mass 174	0.0	(0.0)1
174	50.0 - 120.00 % of mass 95	77.8	
175	5.0 - 9.0 % of mass 174	5.7	(7.3)1
176	95.0 - 101.0 % of mass 174	74.5	(95.8)1
177	5.0 - 9.0 % of mass 176	4.9	(6.6)2

1-Value is % mass 174 2-Value is % mass 176

THIS CHECK APPLIES TO THE FOLLOWING SAMPLES, MS, MSD, BLANKS AND STANDARDS:

CLIENT SAMPLE ID	LAB SAMPLE ID	LAB FILE ID	DATE ANALYZED	TIME ANALYZED
	IC 240-100074/3	144459.D	09/04/2013	11:41
	IC 240-100074/4	144460.D	09/04/2013	12:02
	IC 240-100074/5	144461.D	09/04/2013	12:24
	ICIS 240-100074/6	144462.D	09/04/2013	12:45
	IC 240-100074/7	144463.D	09/04/2013	13:07
	IC 240-100074/8	144464.D	09/04/2013	13:28
	IC 240-100074/9	144465.D	09/04/2013	13:49
	IC 240-100074/10	144466.D	09/04/2013	14:11
	IC 240-100074/11	144467.D	09/04/2013	14:32
	ICV 240-100074/13	144469.D	09/04/2013	15:15

FORM VI
GC/MS VOA INITIAL CALIBRATION DATA
INTERNAL STANDARD CURVE EVALUATION

Lab Name: TestAmerica Canton Job No.: 240-28436-1 Analy Batch No.: 100074

SDG No.:

Instrument ID: A3UX14 GC Column: DB-624 ID: 0.18(mm) Heated Purge: (Y/N) Y

Calibration Start Date: 09/04/2013 11:41 Calibration End Date: 09/04/2013 14:32 Calibration ID: 17244

Calibration Files:

LEVEL:	LAB SAMPLE ID:	LAB FILE ID:
Level 1	IC 240-100074/11	144467.D
Level 2	IC 240-100074/10	144466.D
Level 3	IC 240-100074/9	144465.D
Level 4	IC 240-100074/8	144464.D
Level 5	IC 240-100074/7	144463.D
Level 6	ICIS 240-100074/6	144462.D
Level 7	IC 240-100074/5	144461.D
Level 8	IC 240-100074/4	144460.D
Level 9	IC 240-100074/3	144459.D

ANALYTE	RRF					CURVE TYPE	COEFFICIENT			#	MIN RRF	%RSD	#	MAX %RSD	R^2 OR COD	#	MIN R^2 OR COD
	LVL 1 LVL 6	LVL 2 LVL 7	LVL 3 LVL 8	LVL 4 LVL 9	LVL 5		B	M1	M2								
Dichlorodifluoromethane	0.2508 0.3437	0.2684 0.3383	0.3691 0.3319	0.3354 0.3742	0.3386	Ave		0.3278				13.0		15.0			
Chloromethane	0.4739 0.5153	0.5056 0.5068	0.5839 0.4911	0.5112 0.5526	0.5373	Ave		0.5197			0.1000	6.4		15.0			
Vinyl chloride	0.3023 0.3541	0.3133 0.3552	0.3816 0.3386	0.3388 0.3829	0.3580	Ave		0.3472				7.9		15.0			
Bromomethane	0.1360 0.0973	0.1101 0.1008	0.1095 0.0926	0.0992 0.1004	0.0938	Ave		0.1044				13.0		15.0			
Chloroethane	0.1470 0.1222	0.1176 0.1213	0.1378 0.1214	0.1267 0.1392	0.1227	Ave		0.1284				8.0		15.0			
Dichlorofluoromethane	0.3452 0.3608	0.3472 0.3669	0.3781 0.3673	0.3429 0.4056	0.3583	Ave		0.3636				5.4		15.0			
Trichlorofluoromethane	0.2867 0.3795	0.3048 0.3787	0.3890 0.3793	0.3614 0.4226	0.3676	Ave		0.3633				12.0		15.0			
Ethyl ether	0.3295 0.2480	0.3052 0.2435	0.2837 0.2440	0.2513 0.2619	0.2569	Ave		0.2693				11.0		15.0			
Acrolein	0.0279 0.0234	0.0294 0.0245	0.0284 0.0225	0.0227 0.0246	0.0264	Ave		0.0255				10.0		15.0			
1,1-Dichloroethene	0.2105 0.2506	0.2384 0.2476	0.2739 0.2459	0.2400 0.2675	0.2483	Ave		0.2470				7.3		15.0			
1,1,2-Trichloro-1,2,2-trichfluoroethane	+++++ 0.2283	0.1801 0.2246	0.2401 0.2247	0.2191 0.2440	0.2291	Ave		0.2238				8.7		15.0			
Acetone	0.5207 0.0883	0.3249 0.0869	0.1756 0.0755	0.1236 0.0793	0.1062	Lin1	0.9389	0.0771							0.9980		0.9900
Iodomethane	0.3343 0.4253	0.4202 0.4252	0.4522 0.4174	0.4144 0.4487	0.4197	Ave		0.4175				8.1		15.0			

Note: The m1 coefficient is the same as Ave RRF for an Ave curve type.

FORM VI
GC/MS VOA INITIAL CALIBRATION DATA
INTERNAL STANDARD CURVE EVALUATION

Lab Name: TestAmerica Canton Job No.: 240-28436-1 Analy Batch No.: 100074

SDG No.:

Instrument ID: A3UX14 GC Column: DB-624 ID: 0.18(mm) Heated Purge: (Y/N) Y

Calibration Start Date: 09/04/2013 11:41 Calibration End Date: 09/04/2013 14:32 Calibration ID: 17244

ANALYTE	RRF					CURVE TYPE	COEFFICIENT			#	MIN RRF	%RSD	#	MAX %RSD	R^2 OR COD	#	MIN R^2 OR COD
	LVL 1 LVL 6	LVL 2 LVL 7	LVL 3 LVL 8	LVL 4 LVL 9	LVL 5		B	M1	M2								
Carbon disulfide	0.5208 0.7802	0.6485 0.7905	0.7592 0.7932	0.7053 0.8684	0.7478	Ave		0.7349				14.0		15.0			
3-Chloro-1-propene	0.1131 0.1595	0.1534 0.1629	0.1571 0.1592	0.1407 0.1719	0.1587	Ave		0.1530				11.0		15.0			
Methyl acetate	0.2447 0.2516	0.2714 0.2585	0.2695 0.2343	0.2404 0.2499	0.2813	Ave		0.2557				6.1		15.0			
Methylene Chloride	3.7203 0.3229	1.7397 0.2874	1.0084 0.2610	0.5881	0.3875	Qua	3.2253	0.2619	0						1.0000		0.9900
tert-Butyl alcohol	0.0208 0.0222	0.0253 0.0238	0.0226 0.0217	0.0220 0.0225	0.0253	Ave		0.0229				6.8		15.0			
Acrylonitrile	0.1136 0.1182	0.1271 0.1225	0.1237 0.1108	0.1141 0.1171	0.1301	Ave		0.1197				5.5		15.0			
trans-1,2-Dichloroethene	0.2491 0.2949	0.2871 0.2902	0.3173 0.2797	0.2858 0.3022	0.2950	Ave		0.2890				6.4		15.0			
Methyl tert-butyl ether	0.5930 0.7148	0.7140 0.7341	0.7401 0.6919	0.6806 0.7248	0.7515	Ave		0.7050				6.8		15.0			
Hexane	+++++ 0.0810	0.0834 0.0766	0.1030 0.0746	0.0814 0.0851	0.0818	Ave		0.0834				10.0		15.0			
1,1-Dichloroethane	0.5110 0.5997	0.5903 0.6040	0.6163 0.5984	0.5793 0.6432	0.6046	Ave		0.5941			0.1000	6.0		15.0			
Vinyl acetate	0.0228 0.0324	0.0268 0.0324	0.0320 0.0328	0.0255 0.0355	0.0322	Ave		0.0303				14.0		15.0			
2,2-Dichloropropane	0.1847 0.2418	0.2096 0.2657	0.2341 0.2427	0.2163 0.2577	0.2186	Ave		0.2301				11.0		15.0			
cis-1,2-Dichloroethene	0.2882 0.3148	0.3185 0.3088	0.3274 0.2997	0.3017 0.3174	0.3152	Ave		0.3102				3.8		15.0			
2-Butanone	+++++ 0.1279	+++++ 0.1346	0.1464 0.1204	0.1234 0.1332	0.1446	Ave		0.1329				7.5		15.0			
Bromochloromethane	0.1296 0.1455	0.1384 0.1455	0.1573 0.1377	0.1379 0.1472	0.1502	Ave		0.1433				5.7		15.0			
Tetrahydrofuran	+++++ 0.0966	+++++ 0.0990	0.1009 0.0888	0.0886 0.0933	0.1051	Ave		0.0960				6.4		15.0			
Chloroform	0.4460 0.4657	0.4779 0.4623	0.4821 0.4621	0.4571 0.4981	0.4697	Ave		0.4690				3.3		15.0			
1,1,1-Trichloroethane	+++++ 0.4078	+++++ 0.4132	0.4011 0.4061	0.3811 0.4421	0.4096	Ave		0.4087				4.4		15.0			
Cyclohexane	0.6748 0.7909	0.6911 0.7688	0.8220 0.7638	0.7325 0.8384	0.7853	Ave		0.7631				7.2		15.0			
1,1-Dichloropropene	0.2753 0.3771	0.3281 0.3704	0.3867 0.3691	0.3642 0.3950	0.3777	Ave		0.3604				10.0		15.0			

Note: The ml coefficient is the same as Ave RRF for an Ave curve type.

FORM VI
GC/MS VOA INITIAL CALIBRATION DATA
INTERNAL STANDARD CURVE EVALUATION

Lab Name: TestAmerica Canton Job No.: 240-28436-1 Analy Batch No.: 100074

SDG No.:

Instrument ID: A3UX14 GC Column: DB-624 ID: 0.18(mm) Heated Purge: (Y/N) Y

Calibration Start Date: 09/04/2013 11:41 Calibration End Date: 09/04/2013 14:32 Calibration ID: 17244

ANALYTE	RRF					CURVE TYPE	COEFFICIENT			#	MIN RRF	%RSD	#	MAX %RSD	R^2 OR COD	#	MIN R^2 OR COD
	LVL 1 LVL 6	LVL 2 LVL 7	LVL 3 LVL 8	LVL 4 LVL 9	LVL 5		B	M1	M2								
Carbon tetrachloride	+++++ 0.4040	0.3132 0.4028	0.3771 0.4009	0.3571 0.4461	0.3837	Ave		0.3856				10.0		15.0			
Isobutyl alcohol	0.0076 0.0095	0.0080 0.0100	0.0077 0.0084	0.0080 0.0089	0.0103	Ave		0.0087				12.0		15.0			
Benzene	1.0027 1.1117	1.0431 1.0774	1.1494 1.0688	1.0687 1.1474	1.1132	Ave		1.0869				4.4		15.0			
1,2-Dichloroethane	0.3621 0.4114	0.4279 0.4080	0.4264 0.3937	0.3986 0.4231	0.4214	Ave		0.4081				5.2		15.0			
n-Heptane	+++++ 0.0916	+++++ 0.0869	0.1196 0.0858	0.0943 0.0945	0.0944	Ave		0.0953				12.0		15.0			
Trichloroethene	0.2931 0.3253	0.3080 0.3204	0.3455 0.3077	0.2942 0.3363	0.3142	Ave		0.3161				5.6		15.0			
Methylcyclohexane	0.4719 0.5338	0.4826 0.5286	0.5633 0.5142	0.5155 0.5532	0.5331	Ave		0.5218				5.7		15.0			
1,2-Dichloropropane	0.2558 0.3203	0.2908 0.3081	0.3227 0.3063	0.3012 0.3348	0.3266	Ave		0.3074				7.7		15.0			
Dibromomethane	0.1401 0.1426	0.1468 0.1419	0.1480 0.1367	0.1373 0.1443	0.1533	Ave		0.1434				3.7		15.0			
1,4-Dioxane	+++++ 0.0021	+++++ 0.0022	0.0019 0.0019	0.0020 0.0020	0.0024	Ave		0.0021				7.5		15.0			
Bromodichloromethane	0.2350 0.3236	0.2832 0.3293	0.2841 0.3335	0.2854 0.3593	0.3125	Ave		0.3051				12.0		15.0			
2-Chloroethyl vinyl ether	+++++ 0.1472	+++++ 0.1456	0.1260 0.1406	0.1224 0.1587	0.1528	Ave		0.1419				9.5		15.0			
cis-1,3-Dichloropropene	0.2654 0.3871	0.3087 0.3899	0.3426 0.3936	0.3276 0.4298	0.3810	Ave		0.3584				14.0		15.0			
4-Methyl-2-pentanone	0.3675 0.4032	0.3641 0.4314	0.3886 0.3869	0.3650 0.4007	0.4435	Ave		0.3946				7.2		15.0			
Toluene	+++++ 1.7936	+++++ 1.7515	2.3447 1.7486	1.8856 1.8177	1.8234	Ave		1.8807				11.0		15.0			
trans-1,3-Dichloropropene	+++++ 0.4546	0.3569 0.4651	0.3889 0.4608	0.3798 0.4858	0.4528	Ave		0.4306				11.0		15.0			
Ethyl methacrylate	+++++ 0.3459	+++++ 0.3599	0.2613 0.3399	0.2878 0.3684	0.3466	Ave		0.3300				12.0		15.0			
1,1,2-Trichloroethane	0.3152 0.2820	0.3002 0.2803	0.3100 0.2632	0.2696 0.2777	0.2918	Ave		0.2878				6.2		15.0			
Tetrachloroethene	0.3173 0.3651	0.3407 0.3613	0.3992 0.3535	0.3635 0.3723	0.3812	Ave		0.3616				6.5		15.0			
1,3-Dichloropropane	0.4501 0.4849	0.4721 0.4751	0.4833 0.4543	0.4655 0.4845	0.5107	Ave		0.4756				3.8		15.0			

Note: The m1 coefficient is the same as Ave RRF for an Ave curve type.

FORM VI
GC/MS VOA INITIAL CALIBRATION DATA
INTERNAL STANDARD CURVE EVALUATION

Lab Name: TestAmerica Canton Job No.: 240-28436-1 Analy Batch No.: 100074

SDG No.:

Instrument ID: A3UX14 GC Column: DB-624 ID: 0.18(mm) Heated Purge: (Y/N) Y

Calibration Start Date: 09/04/2013 11:41 Calibration End Date: 09/04/2013 14:32 Calibration ID: 17244

ANALYTE	RRF					CURVE TYPE	COEFFICIENT			#	MIN RRF	%RSD	#	MAX %RSD	R^2 OR COD	#	MIN R^2 OR COD
	LVL 1 LVL 6	LVL 2 LVL 7	LVL 3 LVL 8	LVL 4 LVL 9	LVL 5		B	M1	M2								
2-Hexanone	0.2444 0.2372	0.2340 0.2415	0.2244 0.2226	0.2060 0.2389	0.2668	Ave		0.2351				7.2		15.0			
Dibromochloromethane	+++++ 0.3329	+++++ 0.3503	0.2938 0.3473	0.2753 0.3678	0.3185	Ave		0.3265				10.0		15.0			
1,2-Dibromoethane	0.2272 0.2764	0.2483 0.2839	0.2723 0.2643	0.2536 0.2753	0.2892	Ave		0.2656				7.4		15.0			
Chlorobenzene	1.1308 1.1426	1.1058 1.1365	1.2037 1.1315	1.1194 1.1709	1.1456	Ave		1.1430			0.3000	2.5		15.0			
1,1,1,2-Tetrachloroethane	0.3322 0.4021	0.3555 0.4113	0.3781 0.3982	0.3623 0.4037	0.3986	Ave		0.3824				7.1		15.0			
Ethylbenzene	0.5292 0.5996	0.5681 0.5982	0.6043 0.5786	0.5601 0.6043	0.5899	Ave		0.5814				4.3		15.0			
m-Xylene & p-Xylene	0.7068 0.7233	0.6941 0.7194	0.7555 0.7019	0.7015 0.7469	0.7368	Ave		0.7207				3.0		15.0			
o-Xylene	0.6044 0.7200	0.6598 0.7119	0.7245 0.6638	0.6712 0.6778	0.7198	Ave		0.6837				5.8		15.0			
Styrene	0.7989 1.0882	0.8801 1.0813	0.9903 1.0447	0.9709 1.0939	1.0844	Ave		1.0036				10.0		15.0			
Bromoform	+++++ 0.1801	+++++ 0.1867	0.1518 0.1880	0.1454 0.1984	0.1726	Ave		0.1747			0.1000	11.0		15.0			
Isopropylbenzene	1.3614 1.9692	1.6096 1.9824	1.8869 1.9115	1.8282 1.9930	1.9710	Ave		1.8348				12.0		15.0			
1,1,2,2-Tetrachloroethane	0.6273 0.6755	0.5763 0.6664	0.5652 0.6135	0.5974 0.6347	0.6690	Ave		0.6251			0.3000	6.5		15.0			
Bromobenzene	0.7913 0.8907	0.8345 0.8685	0.9731 0.8447	0.8620 0.8967	0.8967	Ave		0.8731				5.8		15.0			
1,2,3-Trichloropropane	0.2166 0.2112	0.2141 0.2041	0.2032 0.1924	0.2109 0.2015	0.2227	Ave		0.2085				4.4		15.0			
trans-1,4-Dichloro-2-butene	0.2339 0.2601	0.2574 0.2555	0.2463 0.2461	0.2227 0.2697	0.2737	Ave		0.2517				6.5		15.0			
n-Propylbenzene	0.8108 1.1619	0.9015 1.1077	1.0786 1.1098	1.0615 1.1873	1.1132	Ave		1.0591				12.0		15.0			
2-Chlorotoluene	0.8604 0.9426	0.8184 0.9204	0.9269 0.9125	0.8903 0.9679	0.9082	Ave		0.9053				4.9		15.0			
1,3,5-Trimethylbenzene	2.5593 3.4304	2.6634 3.3731	3.1476 3.3741	3.1361 3.5023	3.2383	Ave		3.1583				11.0		15.0			
4-Chlorotoluene	0.8330 0.9533	0.8870 0.8958	0.9252 0.9015	0.9117 0.9398	0.9475	Ave		0.9105				4.1		15.0			
tert-Butylbenzene	+++++ 3.4068	2.4467 3.3321	2.8898 3.3423	2.9617 3.4448	3.2335	Ave		3.1322				11.0		15.0			

Note: The m1 coefficient is the same as Ave RRF for an Ave curve type.

FORM VI
GC/MS VOA INITIAL CALIBRATION DATA
INTERNAL STANDARD CURVE EVALUATION

Lab Name: TestAmerica Canton Job No.: 240-28436-1 Analy Batch No.: 100074

SDG No.:

Instrument ID: A3UX14 GC Column: DB-624 ID: 0.18(mm) Heated Purge: (Y/N) Y

Calibration Start Date: 09/04/2013 11:41 Calibration End Date: 09/04/2013 14:32 Calibration ID: 17244

ANALYTE	RRF					CURVE TYPE	COEFFICIENT			#	MIN RRF	%RSD	#	MAX %RSD	R^2 OR COD	#	MIN R^2 OR COD
	LVL 1 LVL 6	LVL 2 LVL 7	LVL 3 LVL 8	LVL 4 LVL 9	LVL 5		B	M1	M2								
1,2,4-Trimethylbenzene	2.6229 3.4888	2.8023 3.4261	3.2786 3.4471	3.2518 3.6372	3.3487	Ave		3.2559				10.0		15.0			
sec-Butylbenzene	2.8029 4.4844	3.4182 4.3978	4.0444 4.4351	4.0061 4.2447	4.1659	Ave		3.9999				14.0		15.0			
1,3-Dichlorobenzene	1.8086 1.8305	1.8843 1.7583	1.8356 1.7671	1.7977 1.8505	1.8148	Ave		1.8164				2.2		15.0			
p-Isopropyltoluene	2.6970 3.9965	3.0007 3.9862	3.5612 3.9882	3.6403 4.1025	3.7837	Ave		3.6396				13.0		15.0			
1,4-Dichlorobenzene	1.9753 1.8214	1.9293 1.7579	1.9142 1.7298	1.7537 1.8529	1.8269	Ave		1.8402				4.7		15.0			
n-Butylbenzene	2.3681 3.4333	2.7140 3.3694	3.1897 3.3703	3.1159 3.6329	3.2609	Ave		3.1616				12.0		15.0			
1,2-Dichlorobenzene	1.7708 1.7141	1.7462 1.6847	1.8450 1.6292	1.7335 1.6946	1.7132	Ave		1.7257				3.5		15.0			
1,2-Dibromo-3-Chloropropane	0.1210 0.1405	0.0971 0.1491	0.1136 0.1425	0.1132 0.1494	0.1323	Ave		0.1287				14.0		15.0			
1,2,4-Trichlorobenzene	1.3049 1.2799	1.3653 1.2734	1.2543 1.2401	1.2177 1.2573	1.2663	Ave		1.2732				3.3		15.0			
Hexachlorobutadiene	0.6462 0.7493	0.6039 0.7253	0.7335 0.7023	0.6848 0.7368	0.7057	Ave		0.6987				6.8		15.0			
Naphthalene	2.9752 2.8329	2.8548 2.9271	2.7491 2.7473	2.6603 2.7758	2.8011	Ave		2.8138				3.4		15.0			
1,2,3-Trichlorobenzene	1.1123 1.1603	1.1072 1.1628	1.1983 1.1182	1.1102 1.1292	1.1520	Ave		1.1389				2.7		15.0			
Dibromofluoromethane (Surr)	1.0535 0.2605	0.4092 0.2681	0.3845 0.2572	0.3101 0.2704	0.2982	Lin1	0.6181	0.2605							0.9970		0.9900
1,2-Dichloroethane-d4 (Surr)	1.3392 0.2979	0.5231 0.3019	0.4908 0.2931	0.3616 0.3076	0.3487	Lin1	0.8504	0.2953							0.9970		0.9900
Toluene-d8 (Surr)	6.8985 1.4518	2.3593 1.4766	2.1579 1.4436	1.7638 1.5142	1.6790	Lin1	4.0784	1.4489							0.9960		0.9900
4-Bromofluorobenzene (Surr)	4.5849 1.0508	1.7415 1.0344	1.5865 1.0405	1.2607 1.0896	1.2070	Lin1	2.7657	1.0413							0.9970		0.9900

Note: The ml coefficient is the same as Ave RRF for an Ave curve type.

FORM V
GC/MS VOA INSTRUMENT PERFORMANCE CHECK
BROMOFLUOROBENZENE (BFB)

Lab Name: TestAmerica Canton Job No.: 240-28436-1

SDG No.:

Lab File ID: BFB14510.D BFB Injection Date: 09/05/2013

Instrument ID: A3UX14 BFB Injection Time: 12:01

Analysis Batch No.: 100252

M/E	ION ABUNDANCE CRITERIA	% RELATIVE ABUNDANCE	
50	15.0 - 40.0 % of mass 95	23.6	
75	30.0 - 60.0 % of mass 95	44.8	
95	Base Peak, 100% relative abundance	100.0	
96	5.0 - 9.0 % of mass 95	6.7	
173	Less than 2.0 % of mass 174	0.4	(0.5)1
174	50.0 - 120.00 % of mass 95	78.0	
175	5.0 - 9.0 % of mass 174	5.6	(7.2)1
176	95.0 - 101.0 % of mass 174	75.4	(96.7)1
177	5.0 - 9.0 % of mass 176	5.2	(6.8)2

1-Value is % mass 174 2-Value is % mass 176

THIS CHECK APPLIES TO THE FOLLOWING SAMPLES, MS, MSD, BLANKS AND STANDARDS:

CLIENT SAMPLE ID	LAB SAMPLE ID	LAB FILE ID	DATE ANALYZED	TIME ANALYZED
	CCVIS 240-100252/3	144492.D	09/05/2013	12:43
	CCV 240-100252/4	144493.D	09/05/2013	13:05
	LCS 240-100252/5	144494.D	09/05/2013	13:26
	MB 240-100252/6	144495.D	09/05/2013	13:48
	240-28538-B-2-B MS	144499.D	09/05/2013	15:13
	240-28538-B-2-C MSD	144500.D	09/05/2013	15:35
DR-SB-202-06-08	240-28436-2	144510.D	09/05/2013	19:12
DR-SB-204-02-04	240-28436-3	144511.D	09/05/2013	19:34
DR-SB-204-08-10	240-28436-4	144512.D	09/05/2013	19:55
DR-SB-205-06-08	240-28436-5	144513.D	09/05/2013	20:17
DR-SB-205-10-12	240-28436-6	144514.D	09/05/2013	20:38
DR-SB-206-04-06	240-28436-7	144515.D	09/05/2013	21:00
DR-SB-206-08-10	240-28436-8	144516.D	09/05/2013	21:21
DR-SB-207-02-04	240-28436-9	144517.D	09/05/2013	21:43
DR-SB-207-10-12	240-28436-10	144518.D	09/05/2013	22:04
DR-SB-208-04-06	240-28436-11	144519.D	09/05/2013	22:25

FORM VII
GC/MS VOA CONTINUING CALIBRATION DATA

Lab Name: TestAmerica Canton Job No.: 240-28436-1

SDG No.:

Lab Sample ID: CCVIS 240-100252/3 Calibration Date: 09/05/2013 12:43

Instrument ID: A3UX14 Calib Start Date: 09/04/2013 11:41

GC Column: DB-624 ID: 0.18(mm) Calib End Date: 09/04/2013 14:32

Lab File ID: 144492.D Conc. Units: ng/uL Heated Purge: (Y/N) Y

ANALYTE	CURVE TYPE	AVE RRF	RRF	MIN RRF	CALC AMOUNT	SPIKE AMOUNT	%D	MAX %D
Dichlorodifluoromethane	Ave	0.3278	0.4034		1.00	0.0500	23.1	50.0
Chloromethane	Ave	0.5197	0.5773	0.1000	1.00	0.0500	11.1	50.0
Vinyl chloride	Ave	0.3472	0.3873		1.00	0.0500	11.6	20.0
Bromomethane	Ave	0.1044	0.1072		1.00	0.0500	2.7	50.0
Chloroethane	Ave	0.1284	0.1359		1.00	0.0500	5.8	50.0
Dichlorofluoromethane	Ave	0.3636	0.4044		2.00	0.0500	11.2	50.0
Trichlorofluoromethane	Ave	0.3633	0.4210		1.00	0.0500	15.9	50.0
Ethyl ether	Ave	0.2693	0.2630		2.00	0.0500	-2.4	50.0
Acrolein	Ave	0.0255	0.0209		20.0	0.250	-18.2	50.0
1,1-Dichloroethene	Ave	0.2470	0.2687		1.00	0.0500	8.8	20.0
1,1,2-Trichloro-1,2,2-trichfluoroethane	Ave	0.2238	0.2420		1.00	0.0500	8.1	50.0
Acetone	Lin1		0.0879		10.0	0.100	1.8	50.0
Iodomethane	Ave	0.4175	0.4445		1.00	0.0500	6.5	50.0
Carbon disulfide	Ave	0.7349	0.8072		1.00	0.0500	9.8	50.0
3-Chloro-1-propene	Ave	0.1530	0.1603		2.00	0.0500	4.8	50.0
Methyl acetate	Ave	0.2557	0.2503		10.0	0.250	-2.1	50.0
Methylene Chloride	Qua		0.3079		1.00	0.0500	-5.6	50.0
tert-Butyl alcohol	Ave	0.0229	0.0222		50.0	0.500	-3.3	50.0
Acrylonitrile	Ave	0.1197	0.1170		20.0	0.500	-2.2	50.0
trans-1,2-Dichloroethene	Ave	0.2890	0.3064		1.00	0.0500	6.0	50.0
Methyl tert-butyl ether	Ave	0.7050	0.7199		1.00	0.0500	2.1	50.0
Hexane	Ave	0.0834	0.0855		1.00	0.0500	2.5	20.0
1,1-Dichloroethane	Ave	0.5941	0.6208	0.1000	1.00	0.0500	4.5	50.0
Vinyl acetate	Ave	0.0303	0.0323		2.00	0.0480	6.8	50.0
2,2-Dichloropropane	Ave	0.2301	0.2319		1.00	0.0500	0.8	50.0
cis-1,2-Dichloroethene	Ave	0.3102	0.3220		1.00	0.0500	3.8	50.0
2-Butanone	Ave	0.1329	0.1257		10.0	0.100	-5.4	50.0
Bromochloromethane	Ave	0.1433	0.1449		1.00	0.0500	1.1	50.0
Tetrahydrofuran	Ave	0.0960	0.0916		5.00	0.100	-4.6	50.0
Chloroform	Ave	0.4690	0.4861		1.00	0.0500	3.6	20.0
1,1,1-Trichloroethane	Ave	0.4087	0.4150		1.00	0.0500	1.5	50.0
Cyclohexane	Ave	0.7631	0.7917		1.00	0.0500	3.8	50.0
1,1-Dichloropropene	Ave	0.3604	0.3930		1.00	0.0500	9.1	50.0
Carbon tetrachloride	Ave	0.3856	0.4264		1.00	0.0500	10.6	50.0
Isobutyl alcohol	Ave	0.0087	0.0088		50.0	1.25	0.9	50.0
Benzene	Ave	1.087	1.130		1.00	0.0500	4.0	50.0
1,2-Dichloroethane	Ave	0.4081	0.4169		1.00	0.0500	2.2	50.0
n-Heptane	Ave	0.0953	0.0919		1.00	0.0500	-3.5	50.0
Trichloroethene	Ave	0.3161	0.3359		1.00	0.0500	6.3	50.0
Methylcyclohexane	Ave	0.5218	0.5547		1.00	0.0500	6.3	50.0

FORM VII
GC/MS VOA CONTINUING CALIBRATION DATA

Lab Name: TestAmerica Canton Job No.: 240-28436-1

SDG No.:

Lab Sample ID: CCVIS 240-100252/3 Calibration Date: 09/05/2013 12:43

Instrument ID: A3UX14 Calib Start Date: 09/04/2013 11:41

GC Column: DB-624 ID: 0.18(mm) Calib End Date: 09/04/2013 14:32

Lab File ID: 144492.D Conc. Units: ng/uL Heated Purge: (Y/N) Y

ANALYTE	CURVE TYPE	AVE RRF	RRF	MIN RRF	CALC AMOUNT	SPIKE AMOUNT	%D	MAX %D
1,2-Dichloropropane	Ave	0.3074	0.3217		1.00	0.0500	4.6	20.0
Dibromomethane	Ave	0.1434	0.1425		1.00	0.0500	-0.7	50.0
1,4-Dioxane	Ave	0.0021	0.0019		50.0	1.00	-8.0	50.0
Bromodichloromethane	Ave	0.3051	0.3252		1.00	0.0500	6.6	50.0
2-Chloroethyl vinyl ether	Ave	0.1419	0.1413		10.0	0.100	-0.4	50.0
cis-1,3-Dichloropropene	Ave	0.3584	0.3896		1.00	0.0500	8.7	50.0
4-Methyl-2-pentanone	Ave	0.3946	0.3901		10.0	0.100	-1.1	50.0
Toluene	Ave	1.881	1.783		1.00	0.0500	-5.2	20.0
trans-1,3-Dichloropropene	Ave	0.4306	0.4401		1.00	0.0500	2.2	50.0
Ethyl methacrylate	Ave	0.3300	0.3368		1.00	0.0500	2.1	50.0
1,1,2-Trichloroethane	Ave	0.2878	0.2815		1.00	0.0500	-2.2	50.0
Tetrachloroethene	Ave	0.3616	0.3805		1.00	0.0500	5.2	50.0
1,3-Dichloropropane	Ave	0.4756	0.4846		1.00	0.0500	1.9	50.0
2-Hexanone	Ave	0.2351	0.2225		10.0	0.100	-5.4	50.0
Dibromochloromethane	Ave	0.3265	0.3317		1.00	0.0500	1.6	50.0
1,2-Dibromoethane	Ave	0.2656	0.2771		1.00	0.0500	4.3	50.0
Chlorobenzene	Ave	1.143	1.171	0.3000	1.00	0.0500	2.4	50.0
1,1,1,2-Tetrachloroethane	Ave	0.3824	0.4120		1.00	0.0500	7.7	50.0
Ethylbenzene	Ave	0.5814	0.6160		1.00	0.0500	6.0	20.0
m-Xylene & p-Xylene	Ave	0.7207	0.7482		2.00	0.0500	3.8	50.0
o-Xylene	Ave	0.6837	0.7438		1.00	0.0500	8.8	50.0
Styrene	Ave	1.004	1.099		1.00	0.0500	9.5	50.0
Bromoform	Ave	0.1747	0.1705	0.1000	1.00	0.0500	-2.4	50.0
Isopropylbenzene	Ave	1.835	2.037		1.00	0.0500	11.0	50.0
1,1,2,2-Tetrachloroethane	Ave	0.6251	0.6629	0.3000	1.00	0.0500	6.1	50.0
Bromobenzene	Ave	0.8731	0.8994		1.00	0.0500	3.0	50.0
1,2,3-Trichloropropane	Ave	0.2085	0.2107		1.00	0.0500	1.1	50.0
trans-1,4-Dichloro-2-butene	Ave	0.2517	0.2445		1.00	0.0500	-2.9	50.0
n-Propylbenzene	Ave	1.059	1.206		1.00	0.0500	13.8	50.0
2-Chlorotoluene	Ave	0.9053	0.999		1.00	0.0500	10.3	50.0
1,3,5-Trimethylbenzene	Ave	3.158	3.539		1.00	0.0500	12.0	50.0
4-Chlorotoluene	Ave	0.9105	0.9776		1.00	0.0500	7.4	50.0
tert-Butylbenzene	Ave	3.132	3.551		1.00	0.0500	13.4	50.0
1,2,4-Trimethylbenzene	Ave	3.256	3.593		1.00	0.0500	10.4	50.0
sec-Butylbenzene	Ave	4.000	4.599		1.00	0.0500	15.0	50.0
1,3-Dichlorobenzene	Ave	1.816	1.886		1.00	0.0500	3.8	50.0
p-Isopropyltoluene	Ave	3.640	4.175		0.0574	0.0500	14.7	50.0
1,4-Dichlorobenzene	Ave	1.840	1.838		1.00	0.0500	-0.0	50.0
n-Butylbenzene	Ave	3.162	3.603		1.00	0.0500	13.9	50.0
1,2-Dichlorobenzene	Ave	1.726	1.753		1.00	0.0500	1.6	50.0
1,2-Dibromo-3-Chloropropane	Ave	0.1287	0.1319		2.00	0.0500	2.5	50.0

FORM VII
GC/MS VOA CONTINUING CALIBRATION DATA

Lab Name: TestAmerica Canton Job No.: 240-28436-1

SDG No.:

Lab Sample ID: CCVIS 240-100252/3 Calibration Date: 09/05/2013 12:43

Instrument ID: A3UX14 Calib Start Date: 09/04/2013 11:41

GC Column: DB-624 ID: 0.18(mm) Calib End Date: 09/04/2013 14:32

Lab File ID: 144492.D Conc. Units: ng/uL Heated Purge: (Y/N) Y

ANALYTE	CURVE TYPE	AVE RRF	RRF	MIN RRF	CALC AMOUNT	SPIKE AMOUNT	%D	MAX %D
1,2,4-Trichlorobenzene	Ave	1.273	1.277		1.00	0.0500	0.3	50.0
Hexachlorobutadiene	Ave	0.6987	0.7580		1.00	0.0500	8.5	50.0
Naphthalene	Ave	2.814	2.684		1.00	0.0500	-4.6	50.0
1,2,3-Trichlorobenzene	Ave	1.139	1.138		1.00	0.0500	-0.0	50.0
Dibromofluoromethane (Surr)	Lin1		0.2516		0.0459	0.0500	-8.2	50.0
1,2-Dichloroethane-d4 (Surr)	Lin1		0.2854		0.0454	0.0500	-9.1	50.0
Toluene-d8 (Surr)	Lin1		1.406		0.0457	0.0500	-8.6	50.0
4-Bromofluorobenzene (Surr)	Lin1		0.996		0.0452	0.0500	-9.7	50.0

FORM VII
GC/MS VOA CONTINUING CALIBRATION DATA

Lab Name: TestAmerica Canton Job No.: 240-28436-1

SDG No.:

Lab Sample ID: CCV 240-100252/4 Calibration Date: 09/05/2013 13:05

Instrument ID: A3UX14 Calib Start Date: 07/10/2013 17:58

GC Column: DB-624 ID: 0.18(mm) Calib End Date: 07/10/2013 20:50

Lab File ID: 144493.D Conc. Units: ng/uL Heated Purge: (Y/N) Y

ANALYTE	CURVE TYPE	AVE RRF	RRF	MIN RRF	CALC AMOUNT	SPIKE AMOUNT	%D	MAX %D
Acetonitrile	Ave	0.0327	0.0350		20.0	0.500	7.1	50.0
2-Chloro-1,3-butadiene	Ave	0.5372	0.6874		2.00	0.0500	28.0	50.0
Diisopropyl ether	Ave	0.2472	0.2572		10.0	0.0500	4.0	50.0
Ethyl-t-butyl ether (ETBE)	Ave	0.9758	1.113		5.00	0.0500	14.0	50.0
Propionitrile	Ave	0.0372	0.0455		4.00	0.500	22.2	50.0
Ethyl acetate	Ave	0.2280	0.2460		4.00	0.100	7.9	50.0
Methacrylonitrile	Ave	0.1592	0.1962		0.616	0.500	23.3	50.0
Tert-amyl-methyl ether (TAME)	Ave	0.7175	0.7034		5.00	0.0500	-2.0	50.0
n-Butanol	Ave	0.0113	0.0118		50.0	1.25	4.7	50.0
Methyl methacrylate	Ave	0.1951	0.2350		2.00	0.100	20.4	50.0
2-Nitropropane	Lin1		0.0534		2.00	0.100	-4.2	50.0
Cyclohexanone	Lin1		0.0136		20.0	0.500	11.4	50.0
1,2,3-Trimethylbenzene	Ave	3.270	3.584		0.0548	0.0500	9.6	50.0
1,3,5-Trichlorobenzene	Ave	1.367	1.474		1.00	0.0500	7.8	50.0
2-Methylnaphthalene	Ave	2.040	1.841		5.00	0.100	-9.8	50.0

FORM VII
GC/MS VOA CONTINUING CALIBRATION DATA

Lab Name: TestAmerica Canton Job No.: 240-28436-1

SDG No.:

Lab Sample ID: CCV 240-100252/4 Calibration Date: 09/05/2013 13:05

Instrument ID: A3UX14 Calib Start Date: 09/04/2013 11:41

GC Column: DB-624 ID: 0.18(mm) Calib End Date: 09/04/2013 14:32

Lab File ID: 144493.D Conc. Units: ng/uL Heated Purge: (Y/N) Y

ANALYTE	CURVE TYPE	AVE RRF	RRF	MIN RRF	CALC AMOUNT	SPIKE AMOUNT	%D	MAX %D
Dibromofluoromethane (Surr)	Lin1		0.2737		0.0502	0.0500	0.3	50.0
1,2-Dichloroethane-d4 (Surr)	Lin1		0.3166		0.0507	0.0500	1.5	50.0
Toluene-d8 (Surr)	Lin1		1.533		0.0501	0.0500	0.2	50.0
4-Bromofluorobenzene (Surr)	Lin1		1.043		0.0474	0.0500	-5.1	50.0

FORM IV
GC/MS VOA METHOD BLANK SUMMARY

Lab Name: TestAmerica Canton Job No.: 240-28436-1

SDG No.:

Lab File ID: 144495.D Lab Sample ID: MB 240-100252/6

Matrix: Solid Heated Purge: (Y/N) Y

Instrument ID: A3UX14 Date Analyzed: 09/05/2013 13:48

GC Column: DB-624 ID: 0.18 (mm)

THIS METHOD BLANK APPLIES TO THE FOLLOWING SAMPLES:

CLIENT SAMPLE ID	LAB SAMPLE ID	LAB FILE ID	DATE ANALYZED
	LCS 240-100252/5	144494.D	09/05/2013 13:26
	240-28538-B-2-B MS	144499.D	09/05/2013 15:13
	240-28538-B-2-C MSD	144500.D	09/05/2013 15:35
DR-SB-202-06-08	240-28436-2	144510.D	09/05/2013 19:12
DR-SB-204-02-04	240-28436-3	144511.D	09/05/2013 19:34
DR-SB-204-08-10	240-28436-4	144512.D	09/05/2013 19:55
DR-SB-205-06-08	240-28436-5	144513.D	09/05/2013 20:17
DR-SB-205-10-12	240-28436-6	144514.D	09/05/2013 20:38
DR-SB-206-04-06	240-28436-7	144515.D	09/05/2013 21:00
DR-SB-206-08-10	240-28436-8	144516.D	09/05/2013 21:21
DR-SB-207-02-04	240-28436-9	144517.D	09/05/2013 21:43
DR-SB-207-10-12	240-28436-10	144518.D	09/05/2013 22:04
DR-SB-208-04-06	240-28436-11	144519.D	09/05/2013 22:25

FORM I
GC/MS VOA ORGANICS ANALYSIS DATA SHEET

Lab Name: TestAmerica Canton | Job No.: 240-28436-1

SDG No.:

Client Sample ID: | Lab Sample ID: MB 240-100252/6

Matrix: Solid | Lab File ID: 144495.D

Analysis Method: 8260B | Date Collected:

Sample wt/vol: 5(g) | Date Analyzed: 09/05/2013 13:48

Soil Aliquot Vol: | Dilution Factor: 1

Soil Extract Vol.: | GC Column: DB-624 ID: 0.18(mm)

% Moisture: | Level: (low/med) Low

Analysis Batch No.: 100252 | Units: ug/Kg

CAS NO.	COMPOUND NAME	RESULT	Q	RL	MDL
630-20-6	1,1,1,2-Tetrachloroethane	5.0	U	5.0	0.62
71-55-6	1,1,1-Trichloroethane	5.0	U	5.0	0.56
79-34-5	1,1,2,2-Tetrachloroethane	5.0	U	5.0	0.34
76-13-1	1,1,2-Trichloro-1,2,2-trichfluoroeth ane	5.0	U	5.0	1.3
75-34-3	1,1-Dichloroethane	5.0	U	5.0	0.36
75-35-4	1,1-Dichloroethene	5.0	U	5.0	0.52
563-58-6	1,1-Dichloropropene	5.0	U	5.0	0.30
87-61-6	1,2,3-Trichlorobenzene	0.504	J	5.0	0.38
96-18-4	1,2,3-Trichloropropane	5.0	U	5.0	0.90
526-73-8	1,2,3-Trimethylbenzene	5.0	U	5.0	0.17
120-82-1	1,2,4-Trichlorobenzene	0.454	J	5.0	0.27
95-63-6	1,2,4-Trimethylbenzene	5.0	U	5.0	0.65
96-12-8	1,2-Dibromo-3-Chloropropane	10	U	10	1.3
95-50-1	1,2-Dichlorobenzene	5.0	U	5.0	0.36
107-06-2	1,2-Dichloroethane	5.0	U	5.0	0.34
78-87-5	1,2-Dichloropropane	5.0	U	5.0	0.69
541-73-1	1,3-Dichlorobenzene	5.0	U	5.0	0.35
142-28-9	1,3-Dichloropropane	5.0	U	5.0	0.34
106-46-7	1,4-Dichlorobenzene	5.0	U	5.0	0.66
594-20-7	2,2-Dichloropropane	5.0	U	5.0	0.94
110-75-8	2-Chloroethyl vinyl ether	50	U	50	1.4
95-49-8	2-Chlorotoluene	5.0	U	5.0	0.40
591-78-6	2-Hexanone	20	U	20	0.63
106-43-4	4-Chlorotoluene	5.0	U	5.0	0.41
67-64-1	Acetone	20	U	20	6.3
71-43-2	Benzene	5.0	U	5.0	0.23
108-86-1	Bromobenzene	5.0	U	5.0	0.33
74-97-5	Bromochloromethane	5.0	U	5.0	0.71
75-25-2	Bromoform	5.0	U	5.0	0.33
74-83-9	Bromomethane	5.0	U	5.0	0.54
75-15-0	Carbon disulfide	5.0	U	5.0	0.44
56-23-5	Carbon tetrachloride	5.0	U	5.0	0.37
108-90-7	Chlorobenzene	5.0	U	5.0	0.33
75-00-3	Chloroethane	5.0	U	5.0	0.86
67-66-3	Chloroform	5.0	U	5.0	0.29

FORM I
GC/MS VOA ORGANICS ANALYSIS DATA SHEET

Lab Name: TestAmerica Canton Job No.: 240-28436-1

SDG No.:

Client Sample ID: Lab Sample ID: MB 240-100252/6

Matrix: Solid Lab File ID: 144495.D

Analysis Method: 8260B Date Collected:

Sample wt/vol: 5(g) Date Analyzed: 09/05/2013 13:48

Soil Aliquot Vol: Dilution Factor: 1

Soil Extract Vol.: GC Column: DB-624 ID: 0.18(mm)

% Moisture: Level: (low/med) Low

Analysis Batch No.: 100252 Units: ug/Kg

CAS NO.	COMPOUND NAME	RESULT	Q	RL	MDL
74-87-3	Chloromethane	5.0	U	5.0	0.41
156-59-2	cis-1,2-Dichloroethene	5.0	U	5.0	0.36
75-27-4	Bromodichloromethane	5.0	U	5.0	0.28
10061-01-5	cis-1,3-Dichloropropene	5.0	U	5.0	0.34
106-93-4	1,2-Dibromoethane	5.0	U	5.0	0.50
74-95-3	Dibromomethane	5.0	U	5.0	0.63
75-71-8	Dichlorodifluoromethane	5.0	U	5.0	0.50
108-20-3	Diisopropyl ether	10	U	10	1.5
100-41-4	Ethylbenzene	5.0	U	5.0	0.26
87-68-3	Hexachlorobutadiene	5.0	U	5.0	1.2
98-82-8	Isopropylbenzene	5.0	U	5.0	0.16
78-93-3	2-Butanone	20	U	20	1.4
108-10-1	4-Methyl-2-pentanone	20	U	20	0.54
179601-23-1	m-Xylene & p-Xylene	10	U	10	1.2
1634-04-4	Methyl tert-butyl ether	5.0	U	5.0	0.43
91-20-3	Naphthalene	0.709	J	5.0	0.19
104-51-8	n-Butylbenzene	5.0	U	5.0	0.23
75-09-2	Methylene Chloride	5.0	U	5.0	0.67
103-65-1	n-Propylbenzene	5.0	U	5.0	0.40
95-47-6	o-Xylene	5.0	U	5.0	0.35
99-87-6	p-Isopropyltoluene	5.0	U	5.0	0.21
637-92-3	Ethyl-t-butyl ether (ETBE)	5.0	U	5.0	0.22
135-98-8	sec-Butylbenzene	5.0	U	5.0	0.18
100-42-5	Styrene	5.0	U	5.0	0.15
994-05-8	Tert-amyl-methyl ether (TAME)	5.0	U	5.0	0.37
98-06-6	tert-Butylbenzene	5.0	U	5.0	0.29
127-18-4	Tetrachloroethene	5.0	U	5.0	0.52
108-88-3	Toluene	5.0	U	5.0	0.27
156-60-5	trans-1,2-Dichloroethene	5.0	U	5.0	0.41
10061-02-6	trans-1,3-Dichloropropene	5.0	U	5.0	0.54
79-01-6	Trichloroethene	5.0	U	5.0	0.42
75-69-4	Trichlorofluoromethane	5.0	U	5.0	0.34
75-65-0	tert-Butyl alcohol	200	U	200	7.6
108-05-4	Vinyl acetate	10	U	10	0.25
75-01-4	Vinyl chloride	5.0	U	5.0	0.39
124-48-1	Dibromochloromethane	5.0	U	5.0	0.55

FORM I
GC/MS VOA ORGANICS ANALYSIS DATA SHEET

Lab Name: TestAmerica Canton | Job No.: 240-28436-1

SDG No.:

Client Sample ID: | Lab Sample ID: MB 240-100252/6

Matrix: Solid | Lab File ID: 144495.D

Analysis Method: 8260B | Date Collected:

Sample wt/vol: 5(g) | Date Analyzed: 09/05/2013 13:48

Soil Aliquot Vol: | Dilution Factor: 1

Soil Extract Vol.: | GC Column: DB-624 ID: 0.18(mm)

% Moisture: | Level: (low/med) Low

Analysis Batch No.: 100252 | Units: ug/Kg

CAS NO.	COMPOUND NAME	RESULT	Q	RL	MDL
1330-20-7	Xylenes, Total	10	U	10	0.35

CAS NO.	SURROGATE	%REC	Q	LIMITS
17060-07-0	1,2-Dichloroethane-d4 (Surr)	101		58-123
460-00-4	4-Bromofluorobenzene (Surr)	87		52-136
2037-26-5	Toluene-d8 (Surr)	96		67-125
1868-53-7	Dibromofluoromethane (Surr)	95		37-132

FORM V
GC/MS VOA INSTRUMENT PERFORMANCE CHECK
BROMOFLUOROBENZENE (BFB)

Lab Name: TestAmerica Canton Job No.: 240-28436-1

SDG No.:

Lab File ID: BFB3750.D BFB Injection Date: 09/05/2013

Instrument ID: A3UX16 BFB Injection Time: 09:48

Analysis Batch No.: 100203

M/E	ION ABUNDANCE CRITERIA	% RELATIVE ABUNDANCE	
50	15.0 - 40.0 % of mass 95	19.0	
75	30.0 - 60.0 % of mass 95	43.7	
95	Base Peak, 100% relative abundance	100.0	
96	5.0 - 9.0 % of mass 95	6.7	
173	Less than 2.0 % of mass 174	0.2	(0.3)1
174	50.0 - 120.00 % of mass 95	89.7	
175	5.0 - 9.0 % of mass 174	6.2	(6.9)1
176	95.0 - 101.0 % of mass 174	86.1	(95.9)1
177	5.0 - 9.0 % of mass 176	5.6	(6.5)2

1-Value is % mass 174 2-Value is % mass 176

THIS CHECK APPLIES TO THE FOLLOWING SAMPLES, MS, MSD, BLANKS AND STANDARDS:

CLIENT SAMPLE ID	LAB SAMPLE ID	LAB FILE ID	DATE ANALYZED	TIME ANALYZED
	STD8260 240-100203/2	UXM0200.D	09/05/2013	10:52
	STD8260 240-100203/3	UXM0201.D	09/05/2013	11:16
	STD8260 240-100203/4	UXM0202.D	09/05/2013	11:39
	STD8260 240-100203/5	UXM0203.D	09/05/2013	12:02
	STD8260 240-100203/6	UXM0204.D	09/05/2013	12:25
	STD8260 240-100203/7	UXM0205.D	09/05/2013	12:48
	STD8260 240-100203/8	UXM0206.D	09/05/2013	13:11
	STDA9 240-100203/9	UXM0207.D	09/05/2013	13:34
	STDA9 240-100203/10	UXM0208.D	09/05/2013	13:57
	STDA9 240-100203/11	UXM0209.D	09/05/2013	14:20
	STDA9 240-100203/12	UXM0210.D	09/05/2013	14:43
	STDA9 240-100203/13	UXM0211.D	09/05/2013	15:07
	STDA9 240-100203/14	UXM0212.D	09/05/2013	15:30
	ICV 240-100203/15	UXM0213.D	09/05/2013	15:53
	LCS 240-100203/16	UXM0214.D	09/05/2013	16:17
	MB 240-100203/18	UXM0216.D	09/05/2013	17:03
TB-082713-2	240-28436-23	UXM0217.D	09/05/2013	17:26
TB-082713-3	240-28436-24	UXM0218.D	09/05/2013	17:49
	240-28450-B-3 MS	UXM0226.D	09/05/2013	20:54
	240-28450-B-3 MSD	UXM0227.D	09/05/2013	21:17

FORM VI
GC/MS VOA INITIAL CALIBRATION DATA
INTERNAL STANDARD CURVE EVALUATION

Lab Name: TestAmerica Canton Job No.: 240-28436-1 Analy Batch No.: 100203

SDG No.:

Instrument ID: A3UX16 GC Column: DB-624 ID: 0.18(mm) Heated Purge: (Y/N) N

Calibration Start Date: 09/05/2013 10:52 Calibration End Date: 09/05/2013 13:11 Calibration ID: 17268

Calibration Files:

LEVEL:	LAB SAMPLE ID:	LAB FILE ID:
Level 1	STD8260 240-100203/8	UXM0206.D
Level 2	STD8260 240-100203/7	UXM0205.D
Level 3	STD8260 240-100203/6	UXM0204.D
Level 4	STD8260 240-100203/5	UXM0203.D
Level 5	STD8260 240-100203/4	UXM0202.D
Level 6	STD8260 240-100203/3	UXM0201.D
Level 7	STD8260 240-100203/2	UXM0200.D

ANALYTE	RRF					CURVE TYPE	COEFFICIENT			#	MIN RRF	%RSD	#	MAX %RSD	R^2 OR COD	#	MIN R^2 OR COD
	LVL 1 LVL 6	LVL 2 LVL 7	LVL 3	LVL 4	LVL 5		B	M1	M2								
Dichlorodifluoromethane	0.2901 0.2550	0.2532 0.2745	0.2547	0.2657	0.2781	Ave		0.2673				5.3		15.0			
Chloromethane	0.4366 0.3734	0.4216 0.3976	0.3927	0.3875	0.3991	Ave		0.4012			0.1000	5.3		15.0			
Vinyl chloride	0.3216 0.3215	0.3231 0.3382	0.3292	0.3313	0.3482	Ave		0.3305				3.0		15.0			
Bromomethane	0.2144 0.1567	0.1771 0.1540	0.1727	0.1737	0.1703	Ave		0.1741				11.0		15.0			
Chloroethane	0.2466 0.1738	0.1980 0.1794	0.1842	0.1861	0.1904	Ave		0.1941				13.0		15.0			
Trichlorofluoromethane	0.2059 0.2764	0.1971 0.2989	0.2233	0.2475	0.2800	Lin1	-0.086	0.2885							0.9970		0.9900
Acrolein	0.0340 0.0229	0.0305 0.0245	0.0264	0.0259	0.0243	Ave		0.0269				15.0		15.0			
1,1-Dichloroethene	0.3070 0.2532	0.2536 0.2818	0.2503	0.2557	0.2808	Ave		0.2689				8.0		15.0			
1,1,2-Trichloro-1,2,2-trichfluoroethane	0.1732 0.1968	0.1661 0.2212	0.2023	0.1945	0.2193	Ave		0.1962				11.0		15.0			
Acetone	+++++ 0.0758	0.3634 0.0793	0.1429	0.1000	0.0851	Lin1	0.5839	0.0739							0.9970		0.9900
Iodomethane	0.4081 0.3609	0.3611 0.3901	0.3496	0.3655	0.3972	Ave		0.3761				5.9		15.0			
Carbon disulfide	0.6970 0.6545	0.5980 0.7062	0.6242	0.6441	0.7144	Ave		0.6626				6.7		15.0			
Acetonitrile	0.0326 0.0238	0.0299 0.0253	0.0262	0.0245	0.0259	Ave		0.0269				12.0		15.0			
Methyl acetate	0.3185 0.2136	0.2606 0.2322	0.2283	0.2225	0.2226	Ave		0.2426				15.0		15.0			

Note: The m1 coefficient is the same as Ave RRF for an Ave curve type.

FORM VI
GC/MS VOA INITIAL CALIBRATION DATA
INTERNAL STANDARD CURVE EVALUATION

Lab Name: TestAmerica Canton Job No.: 240-28436-1 Analy Batch No.: 100203

SDG No.:

Instrument ID: A3UX16 GC Column: DB-624 ID: 0.18(mm) Heated Purge: (Y/N) N

Calibration Start Date: 09/05/2013 10:52 Calibration End Date: 09/05/2013 13:11 Calibration ID: 17268

ANALYTE	RRF					CURVE TYPE	COEFFICIENT			#	MIN RRF	%RSD	#	MAX %RSD	R^2 OR COD	#	MIN R^2 OR COD
	LVL 1 LVL 6	LVL 2 LVL 7	LVL 3	LVL 4	LVL 5		B	M1	M2								
Methylene Chloride	+++++ 0.2748	1.7670 0.2810	0.6373	0.4152	0.3601	Lin1	1.5675	0.2620							0.9960		0.9900
tert-Butyl alcohol	0.0260 0.0190	0.0324 0.0200	0.0218	0.0261	0.0229	Lin1	0.1580	0.0202							0.9920		0.9900
Acrylonitrile	0.1001 0.0821	0.0898 0.0885	0.0890	0.0870	0.0874	Ave		0.0891				6.1		15.0			
trans-1,2-Dichloroethene	0.3131 0.2744	0.2857 0.2962	0.2627	0.2755	0.3045	Ave		0.2874				6.3		15.0			
Methyl tert-butyl ether	0.6310 0.6140	0.6193 0.6843	0.5743	0.6114	0.6433	Ave		0.6254				5.4		15.0			
Hexane	0.3135 0.0803	0.1550 0.0910	0.0993	0.0915	0.0915	Lin1	0.0951	0.0858							0.9950		0.9900
1,1-Dichloroethane	0.5396 0.4774	0.4722 0.5245	0.4624	0.4771	0.5206	Ave		0.4963			0.1000	6.2		15.0			
Vinyl acetate	+++++ 0.0264	0.0169 0.0288	0.0291	0.0252	0.0257	Lin1	-0.011	0.0280							0.9970		0.9900
2-Butanone	0.1859 0.1094	0.1552 0.1175	0.1186	0.1151	0.1091	Lin1	0.0693	0.1134							0.9980		0.9900
cis-1,2-Dichloroethene	0.3124 0.2804	0.3152 0.3076	0.2808	0.2890	0.3102	Ave		0.2994				5.1		15.0			
2,2-Dichloropropane	0.2147 0.2154	0.2016 0.2266	0.2012	0.2142	0.2404	Ave		0.2163				6.4		15.0			
Bromochloromethane	0.1503 0.1270	0.1432 0.1395	0.1256	0.1317	0.1366	Ave		0.1363				6.5		15.0			
Tetrahydrofuran	+++++ 0.0726	0.1424 0.0774	0.0943	0.0739	0.0795	Lin1	0.0661	0.0748							0.9980		0.9900
Chloroform	0.5824 0.4069	0.4637 0.4508	0.4068	0.4224	0.4443	Ave		0.4539				13.0		15.0			
1,1,1-Trichloroethane	0.3385 0.3308	0.2973 0.3563	0.3212	0.3232	0.3680	Ave		0.3336				7.0		15.0			
Cyclohexane	0.5692 0.5610	0.4485 0.6315	0.5589	0.5505	0.6251	Ave		0.5635				11.0		15.0			
1,1-Dichloropropene	0.3473 0.3484	0.3164 0.3849	0.3395	0.3432	0.3807	Ave		0.3515				6.8		15.0			
Carbon tetrachloride	0.2957 0.3176	0.2664 0.3584	0.3022	0.3056	0.3484	Ave		0.3135				10.0		15.0			
1,2-Dichloroethane	0.3038 0.2871	0.3227 0.3151	0.2836	0.2969	0.3096	Ave		0.3027				4.8		15.0			
Benzene	1.1610 1.0257	1.0589 1.1590	0.9896	1.0384	1.1022	Ave		1.0764				6.2		15.0			

Note: The m1 coefficient is the same as Ave RRF for an Ave curve type.

FORM VI
GC/MS VOA INITIAL CALIBRATION DATA
INTERNAL STANDARD CURVE EVALUATION

Lab Name: TestAmerica Canton Job No.: 240-28436-1 Analy Batch No.: 100203

SDG No.:

Instrument ID: A3UX16 GC Column: DB-624 ID: 0.18(mm) Heated Purge: (Y/N) N

Calibration Start Date: 09/05/2013 10:52 Calibration End Date: 09/05/2013 13:11 Calibration ID: 17268

ANALYTE	RRF					CURVE TYPE	COEFFICIENT			#	MIN RRF	%RSD	#	MAX %RSD	R^2 OR COD	#	MIN R^2 OR COD
	LVL 1 LVL 6	LVL 2 LVL 7	LVL 3	LVL 4	LVL 5		B	M1	M2								
Trichloroethene	0.3342 0.2957	0.3634 0.3304	0.2925	0.2918	0.3258	Ave		0.3191				8.4		15.0			
1,2-Dichloropropane	0.2773 0.2522	0.2633 0.2755	0.2423	0.2562	0.2728	Ave		0.2628				5.0		15.0			
Methylcyclohexane	0.4593 0.5174	0.4251 0.5824	0.5063	0.5082	0.5685	Ave		0.5096				11.0		15.0			
Dibromomethane	0.1349 0.1145	0.1217 0.1272	0.1131	0.1192	0.1253	Ave		0.1223				6.2		15.0			
1,4-Dioxane	0.0023 0.0018	0.0027 0.0020	0.0022	0.0024	0.0022	Ave		0.0022				13.0		15.0			
Bromodichloromethane	0.3213 0.2857	0.2874 0.3188	0.2747	0.2849	0.3019	Ave		0.2964				6.1		15.0			
2-Chloroethyl vinyl ether	+++++ 0.0420	0.0224 +++++	0.0263	0.0320	0.0339	Lin	-0.178	0.0430							0.9950		0.9900
cis-1,3-Dichloropropene	0.3440 0.3359	0.3358 0.3818	0.2985	0.3332	0.3502	Ave		0.3399				7.3		15.0			
4-Methyl-2-pentanone	0.4033 0.2163	0.3931 0.2236	0.2633	0.2424	0.2309	Lin1	0.2513	0.2212							0.9990		0.9900
Toluene	1.9818 1.6474	1.7290 1.8260	1.5683	1.6371	1.7449	Ave		1.7335				8.0		15.0			
trans-1,3-Dichloropropene	0.4427 0.4005	0.4270 0.4521	0.3674	0.3983	0.4126	Ave		0.4144				7.0		15.0			
Ethyl methacrylate	0.4972 0.3612	0.5212 0.3818	0.3720	0.3680	0.3792	Lin1	0.0796	0.3731							0.9990		0.9900
1,1,2-Trichloroethane	0.4881 0.2569	0.2868 0.2786	0.2593	0.2677	0.2797	Lin1	0.0675	0.2698							0.9980		0.9900
1,3-Dichloropropane	0.5375 0.4425	0.4952 0.4897	0.4468	0.4715	0.4714	Ave		0.4792				6.8		15.0			
Tetrachloroethene	0.3501 0.3433	0.3490 0.3757	0.3315	0.3414	0.3636	Ave		0.3507				4.2		15.0			
2-Hexanone	0.5786 0.2127	0.4566 0.2065	0.2791	0.2463	0.2226	Lin1	0.4416	0.2080							0.9980		0.9900
Dibromochloromethane	0.3498 0.3028	0.3035 0.3403	0.2774	0.2925	0.3150	Ave		0.3116				8.3		15.0			
1,2-Dibromoethane	0.2643 0.2516	0.2803 0.2766	0.2533	0.2635	0.2663	Ave		0.2651				4.0		15.0			
Chlorobenzene	1.2813 1.0600	1.1339 1.1778	1.0488	1.0858	1.1282	Ave		1.1308			0.3000	7.1		15.0			
1,1,1,2-Tetrachloroethane	0.3486 0.3536	0.3626 0.3858	0.3393	0.3544	0.3745	Ave		0.3598				4.4		15.0			

Note: The m1 coefficient is the same as Ave RRF for an Ave curve type.

FORM VI
GC/MS VOA INITIAL CALIBRATION DATA
INTERNAL STANDARD CURVE EVALUATION

Lab Name: TestAmerica Canton Job No.: 240-28436-1 Analy Batch No.: 100203

SDG No.:

Instrument ID: A3UX16 GC Column: DB-624 ID: 0.18(mm) Heated Purge: (Y/N) N

Calibration Start Date: 09/05/2013 10:52 Calibration End Date: 09/05/2013 13:11 Calibration ID: 17268

ANALYTE	RRF					CURVE TYPE	COEFFICIENT			#	MIN RRF	%RSD	#	MAX %RSD	R^2 OR COD	#	MIN R^2 OR COD
	LVL 1 LVL 6	LVL 2 LVL 7	LVL 3	LVL 4	LVL 5		B	M1	M2								
Ethylbenzene	0.5991 0.5820	0.6107 0.6366	0.5431	0.5762	0.6170	Ave		0.5950				5.2		15.0			
m-Xylene & p-Xylene	0.7115 0.7324	0.7424 0.8168	0.6794	0.7286	0.7723	Ave		0.7405				5.9		15.0			
o-Xylene	0.6938 0.7059	0.7239 0.7607	0.6585	0.6947	0.7514	Ave		0.7127				5.0		15.0			
Styrene	1.1575 1.0951	1.0676 1.2014	0.9927	1.0684	1.1384	Ave		1.1030				6.3		15.0			
Bromoform	0.1349 0.1757	0.1788 0.1993	0.1593	0.1681	0.1808	Ave		0.1710			0.1000	12.0		15.0			
Isopropylbenzene	1.8078 1.9043	1.7660 2.0953	1.7758	1.8485	2.0466	Ave		1.8920				7.0		15.0			
1,1,2,2-Tetrachloroethane	0.6989 0.5901	0.6966 0.6285	0.6136	0.6786	0.6457	Ave		0.6503			0.3000	6.5		15.0			
Bromobenzene	0.9286 0.8031	0.8854 0.8814	0.7730	0.8324	0.8649	Ave		0.8527				6.2		15.0			
1,2,3-Trichloropropane	0.3203 0.1846	0.2412 0.1949	0.1964	0.2055	0.1989	Lin1	0.0595	0.1915							0.9990		0.9900
trans-1,4-Dichloro-2-butene	0.1941 0.1550	0.1676 0.1738	0.1493	0.1762	0.1627	Ave		0.1684				8.8		15.0			
n-Propylbenzene	0.9746 0.9875	0.9193 1.0767	0.9430	0.9537	1.0609	Ave		0.9879				6.0		15.0			
2-Chlorotoluene	0.9302 0.8367	0.8416 0.9019	0.7849	0.8415	0.9041	Ave		0.8630				5.9		15.0			
1,3,5-Trimethylbenzene	2.8501 2.9045	2.7537 3.1986	2.6183	2.8172	3.0926	Ave		2.8907				6.9		15.0			
4-Chlorotoluene	0.9263 0.8680	0.9456 0.9401	0.8343	0.8723	0.9254	Ave		0.9017				4.8		15.0			
tert-Butylbenzene	2.7652 2.9925	2.5825 3.2583	2.7874	2.9166	3.2628	Ave		2.9379				8.7		15.0			
1,2,4-Trimethylbenzene	3.0187 2.8910	2.8980 3.1455	2.7052	2.8539	3.1159	Ave		2.9469				5.3		15.0			
sec-Butylbenzene	3.7095 3.7874	3.5793 4.1786	3.5937	3.6596	4.1666	Ave		3.8107				6.7		15.0			
1,3-Dichlorobenzene	1.9295 1.6127	1.8217 1.7549	1.5808	1.6888	1.7702	Ave		1.7369				7.0		15.0			
p-Isopropyltoluene	3.3717 3.2551	3.0476 3.5545	3.0843	3.1274	3.5188	Ave		3.2799				6.3		15.0			
1,4-Dichlorobenzene	2.1529 1.6234	1.9853 1.7624	1.6610	1.7342	1.7701	Ave		1.8127				10.0		15.0			

Note: The m1 coefficient is the same as Ave RRF for an Ave curve type.

FORM VI
GC/MS VOA INITIAL CALIBRATION DATA
INTERNAL STANDARD CURVE EVALUATION

Lab Name: TestAmerica Canton Job No.: 240-28436-1 Analy Batch No.: 100203

SDG No.:

Instrument ID: A3UX16 GC Column: DB-624 ID: 0.18(mm) Heated Purge: (Y/N) N

Calibration Start Date: 09/05/2013 10:52 Calibration End Date: 09/05/2013 13:11 Calibration ID: 17268

ANALYTE	RRF					CURVE TYPE	COEFFICIENT			#	MIN RRF	%RSD	#	MAX %RSD	R^2 OR COD	#	MIN R^2 OR COD
	LVL 1 LVL 6	LVL 2 LVL 7	LVL 3	LVL 4	LVL 5		B	M1	M2								
n-Butylbenzene	2.8277 2.7337	2.6609 2.9602	2.5557	2.6229	3.0355	Ave		2.7709				6.4		15.0			
1,2-Dichlorobenzene	1.7894 1.4373	1.6558 1.5325	1.4882	1.5442	1.6075	Ave		1.5793				7.4		15.0			
1,2-Dibromo-3-Chloropropane	0.1287 0.1141	0.1548 0.1191	0.1159	0.1444	0.1326	Ave		0.1299				12.0		15.0			
1,3,5-Trichlorobenzene	1.3206 1.1017	1.2721 1.1669	1.1454	1.1841	1.2635	Ave		1.2077				6.5		15.0			
1,2,4-Trichlorobenzene	1.2413 0.8976	1.1992 0.9454	0.9563	1.0345	1.0328	Ave		1.0439				12.0		15.0			
Hexachlorobutadiene	0.6921 0.4391	0.5795 0.4487	0.5251	0.4774	0.5544	Lin1	0.1538	0.4567							0.9940		0.9900
Naphthalene	4.2912 2.1028	4.1982 1.7900	2.5523	2.7165	2.6034	Qua	2.0588	2.4571	-0.007						0.9990		0.9900
1,2,3-Trichlorobenzene	1.1453 0.7443	1.0984 0.7445	0.8568	0.9299	0.8883	Lin1	0.3134	0.7641							0.9950		0.9900
Dibromofluoromethane (Surr)	0.2526 0.2166	0.2081 0.2425	0.2037	0.2264	0.2315	Ave		0.2259				7.9		15.0			
1,2-Dichloroethane-d4 (Surr)	0.2554 0.2197	0.2513 0.2466	0.2188	0.2365	0.2394	Ave		0.2382				6.1		15.0			
Toluene-d8 (Surr)	1.4573 1.3784	1.3951 1.5592	1.2550	1.4338	1.4552	Ave		1.4192				6.5		15.0			
4-Bromofluorobenzene (Surr)	0.6746 0.4524	0.5555 0.5007	0.4437	0.4905	0.4847	Ave		0.5146				15.0		15.0			

Note: The ml coefficient is the same as Ave RRF for an Ave curve type.

FORM VI
GC/MS VOA INITIAL CALIBRATION DATA
INTERNAL STANDARD CURVE EVALUATION

Lab Name: TestAmerica Canton Job No.: 240-28436-1 Analy Batch No.: 100203

SDG No.:

Instrument ID: A3UX16 GC Column: DB-624 ID: 0.18(mm) Heated Purge: (Y/N) N

Calibration Start Date: 09/05/2013 13:34 Calibration End Date: 09/05/2013 15:30 Calibration ID: 17270

Calibration Files:

LEVEL:	LAB SAMPLE ID:	LAB FILE ID:
Level 1	STDA9 240-100203/14	UXM0212.D
Level 2	STDA9 240-100203/13	UXM0211.D
Level 3	STDA9 240-100203/12	UXM0210.D
Level 4	STDA9 240-100203/11	UXM0209.D
Level 5	STDA9 240-100203/10	UXM0208.D
Level 6	STDA9 240-100203/9	UXM0207.D

ANALYTE	RRF					CURVE TYPE	COEFFICIENT			#	MIN RRF	%RSD	#	MAX %RSD	R^2 OR COD	#	MIN R^2 OR COD
	LVL 1 LVL 6	LVL 2	LVL 3	LVL 4	LVL 5		B	M1	M2								
Dichlorofluoromethane	0.4557 0.3801	0.4262	0.3520	0.3894	0.3757	Ave		0.3965				9.5		15.0			
Ethyl ether	0.2556 0.2363	0.2657	0.2150	0.2382	0.2386	Ave		0.2416				7.3		15.0			
3-Chloro-1-propene	0.1534 0.1552	0.1517	0.1286	0.1493	0.1533	Ave		0.1486				6.7		15.0			
Diisopropyl ether	0.2469 0.2532	0.2457	0.2139	0.2442	0.2518	Ave		0.2426				6.0		15.0			
2-Chloro-1,3-butadiene	0.5070 0.5337	0.5159	0.4626	0.5144	0.5269	Ave		0.5101				4.9		15.0			
Ethyl-t-butyl ether (ETBE)	0.7364 0.8224	0.7324	0.6521	0.7665	0.8056	Ave		0.7526				8.1		15.0			
Propionitrile	0.0298 0.0315	0.0324	0.0282	0.0339	0.0341	Ave		0.0317				7.3		15.0			
Ethyl acetate	0.2176 0.2421	0.2313	0.2141	0.2531	0.2587	Ave		0.2362				7.8		15.0			
Methacrylonitrile	0.2081 0.1542	0.1832	0.1358	0.1609	0.1607	Ave		0.1672				15.0		15.0			
Isobutyl alcohol	0.0179 0.0087	0.0146	0.0089	0.0107	0.0099	Lin1	0.1939	0.0091							0.9940		0.9900
Tert-amyl-methyl ether (TAME)	0.5568 0.6421	0.5565	0.5015	0.5899	0.6297	Ave		0.5794				9.0		15.0			
n-Heptane	0.0900 0.1051	0.1016	0.0912	0.1023	0.1062	Ave		0.0994				7.1		15.0			
n-Butanol	0.0115 +++++	0.0135	0.0080	0.0094	0.0081	Lin1	0.1103	0.0083							0.9910		0.9900
Methyl methacrylate	0.2524 0.2142	0.2344	0.1929	0.2264	0.2276	Ave		0.2246				8.9		15.0			
2-Nitropropane	0.0762 0.0523	0.0767	0.0433	0.0526	0.0536	Lin1	0.0528	0.0517							0.9960		0.9900

Note: The m1 coefficient is the same as Ave RRF for an Ave curve type.

FORM VI
GC/MS VOA INITIAL CALIBRATION DATA
INTERNAL STANDARD CURVE EVALUATION

Lab Name: TestAmerica Canton Job No.: 240-28436-1 Analy Batch No.: 100203

SDG No.:

Instrument ID: A3UX16 GC Column: DB-624 ID: 0.18(mm) Heated Purge: (Y/N) N

Calibration Start Date: 09/05/2013 13:34 Calibration End Date: 09/05/2013 15:30 Calibration ID: 17270

ANALYTE	RRF					CURVE TYPE	COEFFICIENT			#	MIN RRF	%RSD	#	MAX %RSD	R^2 OR COD	#	MIN R^2 OR COD
	LVL 1 LVL 6	LVL 2	LVL 3	LVL 4	LVL 5		B	M1	M2								
Cyclohexanone	0.4170 +++++	0.4117	0.1993	0.2071	0.1813	Lin1	3.1125	0.1793							0.9900		0.9900
1,2,3-Trimethylbenzene	2.9050 3.1691	3.4097	2.6390	3.0279	3.0946	Ave		3.0409				8.5		15.0			
2-Methylnaphthalene	3.0021 +++++	3.7329	1.5714	1.6202	1.3264	Lin	7.8155	1.2695							0.9930		0.9900
n-Butyl acetate	0.5487 0.3429	0.5710	0.3487	0.4070	0.3924	Lin1	0.5481	0.3584							0.9940		0.9900

Note: The m1 coefficient is the same as Ave RRF for an Ave curve type.

FORM VII
GC/MS VOA CONTINUING CALIBRATION DATA

Lab Name: TestAmerica Canton Job No.: 240-28436-1

SDG No.:

Lab Sample ID: ICV 240-100203/15 Calibration Date: 09/05/2013 15:53

Instrument ID: A3UX16 Calib Start Date: 09/05/2013 10:52

GC Column: DB-624 ID: 0.18(mm) Calib End Date: 09/05/2013 13:11

Lab File ID: UXM0213.D Conc. Units: ng/uL Heated Purge: (Y/N) N

ANALYTE	CURVE TYPE	AVE RRF	RRF	MIN RRF	CALC AMOUNT	SPIKE AMOUNT	%D	MAX %D
Dichlorodifluoromethane	Ave	0.2673	0.2725		1.00	0.0200	1.9	50.0
Chloromethane	Ave	0.4012	0.3971	0.1000	1.00	0.0200	-1.0	50.0
Vinyl chloride	Ave	0.3305	0.3285		1.00	0.0200	-0.6	20.0
Bromomethane	Ave	0.1741	0.1599		1.00	0.0200	-8.2	50.0
Chloroethane	Ave	0.1941	0.1828		1.00	0.0200	-5.8	50.0
Trichlorofluoromethane	Lin1		0.2577		1.00	0.0200	-9.2	50.0
Acrolein	Ave	0.0269	0.0356		20.0	0.0600	32.1	50.0
1,1-Dichloroethene	Ave	0.2689	0.2779		1.00	0.0200	3.3	20.0
1,1,2-Trichloro-1,2,2-trichfluoroethane	Ave	0.1962	0.2384		1.00	0.0200	21.5	50.0
Acetone	Lin1		0.0716		10.0	0.0400	-22.9	50.0
Iodomethane	Ave	0.3761	0.4144		1.00	0.0200	10.2	50.0
Carbon disulfide	Ave	0.6626	0.7399		1.00	0.0200	11.7	50.0
Acetonitrile	Ave	0.0269	0.0259		20.0	0.0600	-3.7	50.0
Methyl acetate	Ave	0.2426	0.2352		10.0	0.0200	-3.0	50.0
Methylene Chloride	Lin1		0.3147		1.00	0.0200	-9.8	50.0
tert-Butyl alcohol	Lin1		0.0211		50.0	0.400	2.4	50.0
Acrylonitrile	Ave	0.0891	0.0841		20.0	0.0600	-5.6	50.0
Methyl tert-butyl ether	Ave	0.6254	0.6239		1.00	0.0200	-0.2	50.0
trans-1,2-Dichloroethene	Ave	0.2874	0.2916		1.00	0.0200	1.5	50.0
Hexane	Lin1		0.0981		1.00	0.0200	8.7	20.0
1,1-Dichloroethane	Ave	0.4963	0.5146	0.1000	1.00	0.0200	3.7	50.0
Vinyl acetate	Lin1		0.0345		2.00	0.0200	25.4	50.0
2,2-Dichloropropane	Ave	0.2163	0.2138		1.00	0.0200	-1.2	50.0
2-Butanone	Lin1		0.1051		10.0	0.0400	-8.8	50.0
cis-1,2-Dichloroethene	Ave	0.2994	0.2983		1.00	0.0200	-0.4	50.0
Bromochloromethane	Ave	0.1363	0.1325		1.00	0.0200	-2.7	50.0
Tetrahydrofuran	Lin1		0.0781		5.00	0.0200	-0.0	50.0
Chloroform	Ave	0.4539	0.4408		1.00	0.0200	-2.9	20.0
1,1,1-Trichloroethane	Ave	0.3336	0.3435		1.00	0.0200	3.0	50.0
Cyclohexane	Ave	0.5635	0.6049		1.00	0.0200	7.3	50.0
1,1-Dichloropropene	Ave	0.3515	0.3476		1.00	0.0200	-1.1	50.0
Carbon tetrachloride	Ave	0.3135	0.3366		1.00	0.0200	7.4	50.0
1,2-Dichloroethane	Ave	0.3027	0.3084		1.00	0.0200	1.9	50.0
Benzene	Ave	1.076	1.117		1.00	0.0200	3.8	50.0
Trichloroethene	Ave	0.3191	0.3174		1.00	0.0200	-0.5	50.0
1,2-Dichloropropane	Ave	0.2628	0.2725		1.00	0.0200	3.7	20.0
Methylcyclohexane	Ave	0.5096	0.5420		1.00	0.0200	6.4	50.0
Dibromomethane	Ave	0.1223	0.1219		1.00	0.0200	-0.3	50.0
Bromodichloromethane	Ave	0.2964	0.2989		1.00	0.0200	0.9	50.0
2-Chloroethyl vinyl ether	Lin		0.0397		10.0	0.0200	13.1	50.0

FORM VII
GC/MS VOA CONTINUING CALIBRATION DATA

Lab Name: TestAmerica Canton Job No.: 240-28436-1

SDG No.:

Lab Sample ID: ICV 240-100203/15 Calibration Date: 09/05/2013 15:53

Instrument ID: A3UX16 Calib Start Date: 09/05/2013 10:52

GC Column: DB-624 ID: 0.18(mm) Calib End Date: 09/05/2013 13:11

Lab File ID: UXM0213.D Conc. Units: ng/uL Heated Purge: (Y/N) N

ANALYTE	CURVE TYPE	AVE RRF	RRF	MIN RRF	CALC AMOUNT	SPIKE AMOUNT	%D	MAX %D
cis-1,3-Dichloropropene	Ave	0.3399	0.3460		1.00	0.0200	1.8	50.0
4-Methyl-2-pentanone	Lin1		0.2011		10.0	0.0400	-11.9	50.0
Toluene	Ave	1.733	1.724		1.00	0.0200	-0.6	20.0
trans-1,3-Dichloropropene	Ave	0.4144	0.4088		1.00	0.0200	-1.3	50.0
1,1,2-Trichloroethane	Lin1		0.2851		1.00	0.0200	4.4	50.0
1,3-Dichloropropane	Ave	0.4792	0.4839		1.00	0.0200	1.0	50.0
Tetrachloroethene	Ave	0.3507	0.3597		1.00	0.0200	2.6	50.0
2-Hexanone	Lin1		0.1889		10.0	0.0400	-14.5	50.0
Dibromochloromethane	Ave	0.3116	0.3020		1.00	0.0200	-3.1	50.0
1,2-Dibromoethane	Ave	0.2651	0.2652		1.00	0.0200	0.0	50.0
Chlorobenzene	Ave	1.131	1.128	0.3000	1.00	0.0200	-0.2	50.0
1,1,1,2-Tetrachloroethane	Ave	0.3598	0.3625		1.00	0.0200	0.7	50.0
Ethylbenzene	Ave	0.5950	0.6132		1.00	0.0200	3.1	20.0
m-Xylene & p-Xylene	Ave	0.7405	0.7670		2.00	0.0400	3.6	50.0
o-Xylene	Ave	0.7127	0.7368		1.00	0.0200	3.4	50.0
Styrene	Ave	1.103	1.183		1.00	0.0200	7.3	50.0
Bromoform	Ave	0.1710	0.1646	0.1000	1.00	0.0200	-3.7	50.0
Isopropylbenzene	Ave	1.892	1.965		1.00	0.0200	3.9	50.0
1,1,2,2-Tetrachloroethane	Ave	0.6503	0.6314	0.3000	1.00	0.0200	-2.9	50.0
Bromobenzene	Ave	0.8527	0.8400		1.00	0.0200	-1.5	50.0
1,2,3-Trichloropropane	Lin1		0.2019		1.00	0.0200	3.8	50.0
trans-1,4-Dichloro-2-butene	Ave	0.1684	0.1723		1.00	0.0400	2.3	50.0
n-Propylbenzene	Ave	0.9879	1.053		1.00	0.0200	6.5	50.0
2-Chlorotoluene	Ave	0.8630	0.8704		1.00	0.0200	0.9	50.0
1,3,5-Trimethylbenzene	Ave	2.891	2.982		1.00	0.0200	3.2	50.0
4-Chlorotoluene	Ave	0.9017	0.9109		1.00	0.0200	1.0	50.0
tert-Butylbenzene	Ave	2.938	2.929		1.00	0.0200	-0.3	50.0
1,2,4-Trimethylbenzene	Ave	2.947	3.040		1.00	0.0200	3.2	50.0
sec-Butylbenzene	Ave	3.811	3.934		1.00	0.0200	3.2	50.0
1,3-Dichlorobenzene	Ave	1.737	1.730		1.00	0.0200	-0.4	50.0
p-Isopropyltoluene	Ave	3.280	3.506		0.0214	0.0200	6.9	50.0
1,4-Dichlorobenzene	Ave	1.813	1.725		1.00	0.0200	-4.8	50.0
n-Butylbenzene	Ave	2.771	2.837		1.00	0.0200	2.4	50.0
1,2-Dichlorobenzene	Ave	1.579	1.586		1.00	0.0200	0.5	50.0
1,2-Dibromo-3-Chloropropane	Ave	0.1299	0.1150		2.00	0.0200	-11.5	50.0
1,2,4-Trichlorobenzene	Ave	1.044	0.9651		1.00	0.0200	-7.5	50.0
Hexachlorobutadiene	Lin1		0.4962		1.00	0.0200	7.0	50.0
Naphthalene	Qua		1.753		1.00	0.0200	-30.1	50.0
1,2,3-Trichlorobenzene	Lin1		0.8095		1.00	0.0200	3.9	50.0
Dibromofluoromethane (Surr)	Ave	0.2259	0.2193		0.0194	0.0200	-2.9	50.0
1,2-Dichloroethane-d4 (Surr)	Ave	0.2382	0.2240		0.0188	0.0200	-6.0	50.0

FORM VII
GC/MS VOA CONTINUING CALIBRATION DATA

Lab Name: TestAmerica Canton Job No.: 240-28436-1

SDG No.:

Lab Sample ID: ICV 240-100203/15 Calibration Date: 09/05/2013 15:53

Instrument ID: A3UX16 Calib Start Date: 09/05/2013 10:52

GC Column: DB-624 ID: 0.18(mm) Calib End Date: 09/05/2013 13:11

Lab File ID: UXM0213.D Conc. Units: ng/uL Heated Purge: (Y/N) N

ANALYTE	CURVE TYPE	AVE RRF	RRF	MIN RRF	CALC AMOUNT	SPIKE AMOUNT	%D	MAX %D
Toluene-d8 (Surr)	Ave	1.419	1.374		0.0194	0.0200	-3.2	50.0
4-Bromofluorobenzene (Surr)	Ave	0.5146	0.4524		0.0176	0.0200	-12.1	50.0

FORM VII
GC/MS VOA CONTINUING CALIBRATION DATA

Lab Name: TestAmerica Canton Job No.: 240-28436-1

SDG No.:

Lab Sample ID: ICV 240-100203/15 Calibration Date: 09/05/2013 15:53

Instrument ID: A3UX16 Calib Start Date: 09/05/2013 13:34

GC Column: DB-624 ID: 0.18(mm) Calib End Date: 09/05/2013 15:30

Lab File ID: UXM0213.D Conc. Units: ng/uL Heated Purge: (Y/N) N

ANALYTE	CURVE TYPE	AVE RRF	RRF	MIN RRF	CALC AMOUNT	SPIKE AMOUNT	%D	MAX %D
Ethyl ether	Ave	0.2416	0.2337		2.00	0.0200	-3.3	50.0
Diisopropyl ether	Ave	0.2426	0.2369		10.0	0.0200	-2.4	50.0
Isobutyl alcohol	Linl		0.0083		50.0	1.00	-11.1	50.0
Cyclohexanone	Linl		0.0235		20.0	0.400	-91.3*	50.0
1,2,3-Trimethylbenzene	Ave	3.041	3.025		0.0199	0.0200	-0.5	50.0

FORM IV
GC/MS VOA METHOD BLANK SUMMARY

Lab Name: TestAmerica Canton Job No.: 240-28436-1

SDG No.:

Lab File ID: UXM0216.D Lab Sample ID: MB 240-100203/18

Matrix: Water Heated Purge:(Y/N) N

Instrument ID: A3UX16 Date Analyzed: 09/05/2013 17:03

GC Column: DB-624 ID: 0.18(mm)

THIS METHOD BLANK APPLIES TO THE FOLLOWING SAMPLES:

CLIENT SAMPLE ID	LAB SAMPLE ID	LAB FILE ID	DATE ANALYZED
	LCS 240-100203/16	UXM0214.D	09/05/2013 16:17
TB-082713-2	240-28436-23	UXM0217.D	09/05/2013 17:26
TB-082713-3	240-28436-24	UXM0218.D	09/05/2013 17:49
	240-28450-B-3 MS	UXM0226.D	09/05/2013 20:54
	240-28450-B-3 MSD	UXM0227.D	09/05/2013 21:17

FORM I
GC/MS VOA ORGANICS ANALYSIS DATA SHEET

Lab Name: TestAmerica Canton Job No.: 240-28436-1

SDG No.:

Client Sample ID: Lab Sample ID: MB 240-100203/18

Matrix: Water Lab File ID: UXM0216.D

Analysis Method: 8260B Date Collected:

Sample wt/vol: 5(mL) Date Analyzed: 09/05/2013 17:03

Soil Aliquot Vol: Dilution Factor: 1

Soil Extract Vol.: GC Column: DB-624 ID: 0.18(mm)

% Moisture: Level: (low/med) Low

Analysis Batch No.: 100203 Units: ug/L

CAS NO.	COMPOUND NAME	RESULT	Q	RL	MDL
630-20-6	1,1,1,2-Tetrachloroethane	1.0	U	1.0	0.23
71-55-6	1,1,1-Trichloroethane	1.0	U	1.0	0.22
79-34-5	1,1,2,2-Tetrachloroethane	1.0	U	1.0	0.18
76-13-1	1,1,2-Trichloro-1,2,2-trichfluoroeth ane	1.0	U	1.0	0.28
75-34-3	1,1-Dichloroethane	1.0	U	1.0	0.15
75-35-4	1,1-Dichloroethene	1.0	U	1.0	0.19
563-58-6	1,1-Dichloropropene	1.0	U	1.0	0.13
87-61-6	1,2,3-Trichlorobenzene	1.0	U	1.0	0.17
96-18-4	1,2,3-Trichloropropane	1.0	U	1.0	0.43
526-73-8	1,2,3-Trimethylbenzene	5.0	U	5.0	0.0059
120-82-1	1,2,4-Trichlorobenzene	1.0	U	1.0	0.15
95-63-6	1,2,4-Trimethylbenzene	1.0	U	1.0	0.12
96-12-8	1,2-Dibromo-3-Chloropropane	2.0	U	2.0	0.67
95-50-1	1,2-Dichlorobenzene	1.0	U	1.0	0.13
107-06-2	1,2-Dichloroethane	1.0	U	1.0	0.22
78-87-5	1,2-Dichloropropane	1.0	U	1.0	0.18
541-73-1	1,3-Dichlorobenzene	1.0	U	1.0	0.14
142-28-9	1,3-Dichloropropane	1.0	U	1.0	0.16
106-46-7	1,4-Dichlorobenzene	1.0	U	1.0	0.13
594-20-7	2,2-Dichloropropane	1.0	U	1.0	0.13
110-75-8	2-Chloroethyl vinyl ether	10	U	10	0.99
95-49-8	2-Chlorotoluene	1.0	U	1.0	0.11
591-78-6	2-Hexanone	10	U	10	0.41
106-43-4	4-Chlorotoluene	1.0	U	1.0	0.18
67-64-1	Acetone	10	U	10	1.1
71-43-2	Benzene	1.0	U	1.0	0.13
108-86-1	Bromobenzene	1.0	U	1.0	0.13
74-97-5	Bromochloromethane	1.0	U	1.0	0.29
75-25-2	Bromoform	1.0	U	1.0	0.64
74-83-9	Bromomethane	1.0	U	1.0	0.41
75-15-0	Carbon disulfide	1.0	U	1.0	0.13
56-23-5	Carbon tetrachloride	1.0	U	1.0	0.13
108-90-7	Chlorobenzene	1.0	U	1.0	0.15
75-00-3	Chloroethane	1.0	U	1.0	0.29
67-66-3	Chloroform	1.0	U	1.0	0.16

FORM I
GC/MS VOA ORGANICS ANALYSIS DATA SHEET

Lab Name: TestAmerica Canton Job No.: 240-28436-1

SDG No.:

Client Sample ID: Lab Sample ID: MB 240-100203/18

Matrix: Water Lab File ID: UXM0216.D

Analysis Method: 8260B Date Collected:

Sample wt/vol: 5(mL) Date Analyzed: 09/05/2013 17:03

Soil Aliquot Vol: Dilution Factor: 1

Soil Extract Vol.: GC Column: DB-624 ID: 0.18(mm)

% Moisture: Level: (low/med) Low

Analysis Batch No.: 100203 Units: ug/L

CAS NO.	COMPOUND NAME	RESULT	Q	RL	MDL
74-87-3	Chloromethane	1.0	U	1.0	0.30
156-59-2	cis-1,2-Dichloroethene	1.0	U	1.0	0.17
75-27-4	Bromodichloromethane	1.0	U	1.0	0.15
10061-01-5	cis-1,3-Dichloropropene	1.0	U	1.0	0.14
106-93-4	1,2-Dibromoethane	1.0	U	1.0	0.24
74-95-3	Dibromomethane	1.0	U	1.0	0.28
75-71-8	Dichlorodifluoromethane	1.0	U	1.0	0.31
108-20-3	Diisopropyl ether	10	U	10	1.5
100-41-4	Ethylbenzene	1.0	U	1.0	0.17
87-68-3	Hexachlorobutadiene	1.0	U	1.0	0.30
98-82-8	Isopropylbenzene	1.0	U	1.0	0.13
78-93-3	2-Butanone	10	U	10	0.57
108-10-1	4-Methyl-2-pentanone	10	U	10	0.32
179601-23-1	m-Xylene & p-Xylene	2.0	U	2.0	0.24
1634-04-4	Methyl tert-butyl ether	1.0	U	1.0	0.17
91-20-3	Naphthalene	1.0	U	1.0	0.24
104-51-8	n-Butylbenzene	1.0	U	1.0	0.12
75-09-2	Methylene Chloride	2.85		1.0	0.33
103-65-1	n-Propylbenzene	1.0	U	1.0	0.14
95-47-6	o-Xylene	1.0	U	1.0	0.14
99-87-6	p-Isopropyltoluene	1.0	U	1.0	0.12
637-92-3	Ethyl-t-butyl ether (ETBE)	5.0	U	5.0	0.11
135-98-8	sec-Butylbenzene	1.0	U	1.0	0.13
100-42-5	Styrene	1.0	U	1.0	0.11
994-05-8	Tert-amyl-methyl ether (TAME)	5.0	U	5.0	0.067
98-06-6	tert-Butylbenzene	1.0	U	1.0	0.13
127-18-4	Tetrachloroethene	1.0	U	1.0	0.29
108-88-3	Toluene	1.0	U	1.0	0.13
156-60-5	trans-1,2-Dichloroethene	1.0	U	1.0	0.19
10061-02-6	trans-1,3-Dichloropropene	1.0	U	1.0	0.19
79-01-6	Trichloroethene	1.0	U	1.0	0.17
75-69-4	Trichlorofluoromethane	1.0	U	1.0	0.21
75-65-0	tert-Butyl alcohol	50	U	50	3.9
108-05-4	Vinyl acetate	2.0	U	2.0	0.19
75-01-4	Vinyl chloride	1.0	U	1.0	0.22
124-48-1	Dibromochloromethane	1.0	U	1.0	0.18

FORM I
GC/MS VOA ORGANICS ANALYSIS DATA SHEET

Lab Name: TestAmerica Canton | Job No.: 240-28436-1

SDG No.:

Client Sample ID: | Lab Sample ID: MB 240-100203/18

Matrix: Water | Lab File ID: UXM0216.D

Analysis Method: 8260B | Date Collected:

Sample wt/vol: 5(mL) | Date Analyzed: 09/05/2013 17:03

Soil Aliquot Vol: | Dilution Factor: 1

Soil Extract Vol.: | GC Column: DB-624 ID: 0.18(mm)

% Moisture: | Level: (low/med) Low

Analysis Batch No.: 100203 | Units: ug/L

CAS NO.	COMPOUND NAME	RESULT	Q	RL	MDL
1330-20-7	Xylenes, Total	2.0	U	2.0	0.14

CAS NO.	SURROGATE	%REC	Q	LIMITS
17060-07-0	1,2-Dichloroethane-d4 (Surr)	94		63-129
460-00-4	4-Bromofluorobenzene (Surr)	85		66-117
2037-26-5	Toluene-d8 (Surr)	95		74-115
1868-53-7	Dibromofluoromethane (Surr)	95		75-121

FORM II
GC/MS VOA SURROGATE RECOVERY

Lab Name: TestAmerica Canton Job No.: 240-28436-1

SDG No.:

Matrix: Solid Level: Low

GC Column (1): DB-624 ID: 0.18 (mm)

Client Sample ID	Lab Sample ID	DBFM #	DCA #	TOL #	BFB #
DR-SB-202-02-04	240-28436-1	101	97	104	91
DR-SB-202-06-08	240-28436-2	88	98	92	94
DR-SB-204-02-04	240-28436-3	80	87	85	92
DR-SB-204-08-10	240-28436-4	85	92	88	93
DR-SB-205-06-08	240-28436-5	92	101	107	113
DR-SB-205-10-12	240-28436-6	81	86	88	83
DR-SB-206-04-06	240-28436-7	84	96	86	85
DR-SB-206-08-10	240-28436-8	92	100	99	102
DR-SB-207-02-04	240-28436-9	91	97	100	107
DR-SB-207-10-12	240-28436-10	93	99	98	90
DR-SB-208-04-06	240-28436-11	110	116	112	125
DR-SB-208-08-10	240-28436-12	96	94	101	90
DR-SB-209-04-06	240-28436-13	96	92	101	88
DR-SB-209-08-10	240-28436-14	96	91	99	87
DR-SB-210-04-06	240-28436-15	99	102	95	90
DR-SB-210-12-13	240-28436-16	99	96	111	81
DR-SB-211-04-06	240-28436-17	96	90	100	82
DR-SB-211-08-10	240-28436-18	102	99	98	90
DR-SB-212-04-06	240-28436-19	96	93	101	89
DR-SB-DUP01-0406	240-28436-22	99	90	103	82
	MB 240-99539/1-A	95	96	100	89
	MB 240-100218/1-A	102	104	102	94
	MB 240-100252/6	95	101	96	87
	MB 240-100346/7	96	98	96	92
	LCS 240-100155/5	96	95	99	97
	LCS 240-100252/5	89	87	90	89
	LCS 240-100346/6	100	96	103	98
	240-28469-G-11-A MS	98	91	105	99
	240-28538-B-2-B MS	93	96	95	92
	240-28469-I-11-A MSD	103	95	104	99
	240-28538-B-2-C MSD	93	95	91	90

	QC LIMITS
DBFM = Dibromofluoromethane (Surr)	37-132
DCA = 1,2-Dichloroethane-d4 (Surr)	58-123
TOL = Toluene-d8 (Surr)	67-125
BFB = 4-Bromofluorobenzene (Surr)	52-136

Column to be used to flag recovery values

FORM II 8260B

FORM II
GC/MS VOA SURROGATE RECOVERY

Lab Name: TestAmerica Canton Job No.: 240-28436-1

SDG No.:

Matrix: Solid Level: Medium

GC Column (1): DB-624 ID: 0.18 (mm)

Client Sample ID	Lab Sample ID	DBFM #	DCA #	TOL #	BFB #
DR-SB-212-11-13	240-28436-20	87	101	59	49
	MB 240-99556/1-A	84	98	86	83
	LCS 240-99556/2-A	90	99	87	93

	QC LIMITS
DBFM = Dibromofluoromethane (Surr)	30-122
DCA = 1,2-Dichloroethane-d4 (Surr)	39-128
TOL = Toluene-d8 (Surr)	33-134
BFB = 4-Bromofluorobenzene (Surr)	26-141

Column to be used to flag recovery values

FORM II 8260B

FORM II
GC/MS VOA SURROGATE RECOVERY

Lab Name: TestAmerica Canton Job No.: 240-28436-1

SDG No.:

Matrix: Water Level: Low

GC Column (1): DB-624 ID: 0.18 (mm)

Client Sample ID	Lab Sample ID	DBFM #	DCA #	TOL #	BFB #
TB-082713	240-28436-21	91	97	89	73
TB-082713-2	240-28436-23	95	95	94	85
TB-082713-3	240-28436-24	94	92	94	85
	MB 240-100092/6	92	95	89	74
	MB 240-100203/18	95	94	95	85
	LCS 240-100092/4	85	95	93	86
	LCS 240-100203/16	94	93	94	85
	240-28434-A-2 MS	90	98	94	87
	240-28450-B-3 MS	98	99	97	88
	240-28434-D-2 MSD	87	98	95	84
	240-28450-B-3 MSD	88	85	89	80

	QC LIMITS
DBFM = Dibromofluoromethane (Surr)	75-121
DCA = 1,2-Dichloroethane-d4 (Surr)	63-129
TOL = Toluene-d8 (Surr)	74-115
BFB = 4-Bromofluorobenzene (Surr)	66-117

Column to be used to flag recovery values

FORM II 8260B

FORM III
GC/MS VOA LAB CONTROL SAMPLE RECOVERY

Lab Name: TestAmerica Canton Job No.: 240-28436-1

SDG No.:

Matrix: Solid Level: Medium Lab File ID: UX87248.D

Lab ID: LCS 240-99556/2-A Client ID:

COMPOUND	SPIKE ADDED (ug/Kg)	LCS CONCENTRATION (ug/Kg)	LCS % REC	QC LIMITS REC	#
1,1,1,2-Tetrachloroethane	500	451	90	27-121	
1,1,1-Trichloroethane	500	442	88	38-122	
1,1,2,2-Tetrachloroethane	500	534	107	54-121	
1,1,2-Trichloro-1,2,2-trichfluoroethane	500	407	81	48-151	
1,1-Dichloroethane	500	481	96	63-117	
1,1-Dichloroethene	500	404	81	44-143	
1,1-Dichloropropene	500	503	101	60-123	
1,2,3-Trichlorobenzene	500	546	109	43-129	
1,2,3-Trichloropropane	500	578	116	74-124	
1,2,4-Trichlorobenzene	500	491	98	41-135	
1,2,4-Trimethylbenzene	500	498	100	62-133	
1,2-Dibromo-3-Chloropropane	500	434 J	87	10-129	
1,2-Dichlorobenzene	500	525	105	68-118	
1,2-Dichloroethane	500	537	107	68-119	
1,2-Dichloropropane	500	519	104	73-113	
1,3-Dichlorobenzene	500	487	97	66-121	
1,3-Dichloropropane	500	545	109	74-119	
1,4-Dichlorobenzene	500	494	99	65-119	
2,2-Dichloropropane	500	338	68	25-123	
2-Chloroethyl vinyl ether	1000	966 J	97	25-140	
2-Chlorotoluene	500	518	104	68-122	
2-Hexanone	1000	1040	104	43-130	
4-Chlorotoluene	500	498	100	68-122	
Acetone	1000	935 J	93	16-156	
Benzene	500	517	103	70-117	
Bromobenzene	500	533	107	72-120	
Bromochloromethane	500	498	100	56-128	
Bromoform	500	387	77	10-117	
Bromomethane	500	191 J	38	10-114	
Carbon disulfide	500	234 J	47	10-132	
Carbon tetrachloride	500	404	81	29-118	
Chlorobenzene	500	517	103	71-116	
Chloroethane	500	234 J	47	10-120	
Chloroform	500	515	103	63-116	
Chloromethane	500	317	63	25-110	
cis-1,2-Dichloroethene	500	502	100	60-125	
Bromodichloromethane	500	431	86	28-123	
cis-1,3-Dichloropropene	500	396	79	25-120	
1,2-Dibromoethane	500	504	101	47-123	
Dibromomethane	500	514	103	68-118	
Dichlorodifluoromethane	500	198 J	40	10-110	

Column to be used to flag recovery and RPD values

FORM III 8260B

FORM III
GC/MS VOA LAB CONTROL SAMPLE RECOVERY

Lab Name: TestAmerica Canton Job No.: 240-28436-1

SDG No.:

Matrix: Solid Level: Medium Lab File ID: UX87248.D

Lab ID: LCS 240-99556/2-A Client ID:

COMPOUND	SPIKE ADDED (ug/Kg)	LCS CONCENTRATION (ug/Kg)	LCS % REC	QC LIMITS REC	#
Ethylbenzene	500	500	100	66-119	
Hexachlorobutadiene	500	546	109	34-135	
Isopropylbenzene	500	495	99	61-123	
2-Butanone	1000	1070	107	10-199	
4-Methyl-2-pentanone	1000	1040	104	49-121	
m-Xylene & p-Xylene	500	500	100	67-118	
Methyl tert-butyl ether	500	513	103	34-157	
Naphthalene	500	495	99	37-126	
n-Butylbenzene	500	421	84	51-137	
Methylene Chloride	500	612	122	27-172	
n-Propylbenzene	500	511	102	64-130	
o-Xylene	500	525	105	68-120	
p-Isopropyltoluene	500	501	100	56-136	
sec-Butylbenzene	500	540	108	58-131	
Styrene	500	486	97	60-120	
tert-Butylbenzene	500	549	110	58-128	
Tetrachloroethene	500	499	100	58-131	
Toluene	500	529	106	66-123	
trans-1,2-Dichloroethene	500	474	95	58-121	
trans-1,3-Dichloropropene	500	399	80	22-122	
Trichloroethene	500	495	99	59-124	
Trichlorofluoromethane	500	354	71	17-145	
tert-Butyl alcohol	5000	3980 J	80	70-130	
Vinyl acetate	800	476 J	60	60-125	
Vinyl chloride	500	337	67	33-110	
Dibromochloromethane	500	387	77	22-113	
Xylenes, Total	1000	1030	103	68-119	

Column to be used to flag recovery and RPD values

FORM III 8260B

FORM III
GC/MS VOA LAB CONTROL SAMPLE RECOVERY

Lab Name: TestAmerica Canton Job No.: 240-28436-1

SDG No.:

Matrix: Water Level: Low Lab File ID: UXX5697.D

Lab ID: LCS 240-100092/4 Client ID: TB-082713

COMPOUND	SPIKE ADDED (ug/L)	LCS CONCENTRATION (ug/L)	LCS % REC	QC LIMITS REC	#
1,1,1,2-Tetrachloroethane	10.0	11.7	117	72-116	*
1,1,1-Trichloroethane	10.0	10.6	106	74-118	
1,1,2,2-Tetrachloroethane	10.0	9.75	98	68-118	
1,1,2-Trichloro-1,2,2-trichfluoroethane	10.0	9.88	99	74-151	
1,1-Dichloroethane	10.0	9.53	95	82-115	
1,1-Dichloroethene	10.0	8.40	84	78-131	
1,1-Dichloropropene	10.0	8.99	90	83-114	
1,2,3-Trichlorobenzene	10.0	10.1	101	54-126	
1,2,3-Trichloropropane	10.0	9.17	92	73-129	
1,2,3-Trimethylbenzene	10.0	11.7	117	70-130	
1,2,4-Trichlorobenzene	10.0	9.84	98	48-135	
1,2,4-Trimethylbenzene	10.0	10.0	100	76-120	
1,2-Dibromo-3-Chloropropane	10.0	13.4	134	42-136	
1,2-Dichlorobenzene	10.0	9.77	98	81-110	
1,2-Dichloroethane	10.0	10.6	106	71-127	
1,2-Dichloropropane	10.0	10.1	101	81-115	
1,3-Dichlorobenzene	10.0	8.96	90	80-110	
1,3-Dichloropropane	10.0	10.3	103	79-116	
1,4-Dichlorobenzene	10.0	8.91	89	82-110	
2,2-Dichloropropane	10.0	12.2	122	50-129	
2-Chloroethyl vinyl ether	10.0	8.82 J	88	52-131	
2-Chlorotoluene	10.0	9.43	94	76-116	
2-Hexanone	20.0	20.9	105	55-133	
4-Chlorotoluene	10.0	8.56	86	77-115	
Acetone	20.0	23.3	117	43-136	
Benzene	10.0	9.52	95	83-112	
Bromobenzene	10.0	8.71	87	76-115	
Bromochloromethane	10.0	8.77	88	77-120	
Bromoform	10.0	11.7	117	40-131	
Bromomethane	10.0	4.55	45	11-185	
Carbon disulfide	10.0	9.32	93	62-142	
Carbon tetrachloride	10.0	12.7	127	66-128	
Chlorobenzene	10.0	9.02	90	85-110	
Chloroethane	10.0	4.18	42	25-153	
Chloroform	10.0	9.65	97	79-117	
Chloromethane	10.0	7.64	76	44-126	
cis-1,2-Dichloroethene	10.0	8.81	88	80-113	
Bromodichloromethane	10.0	11.4	114	72-121	
cis-1,3-Dichloropropene	10.0	10.6	106	61-115	
1,2-Dibromoethane	10.0	9.61	96	79-113	
Dibromomethane	10.0	9.85	98	81-120	

Column to be used to flag recovery and RPD values

FORM III 8260B

FORM III
GC/MS VOA LAB CONTROL SAMPLE RECOVERY

Lab Name: TestAmerica Canton Job No.: 240-28436-1

SDG No.:

Matrix: Water Level: Low Lab File ID: UXX5697.D

Lab ID: LCS 240-100092/4 Client ID:

COMPOUND	SPIKE ADDED (ug/L)	LCS CONCENTRATION (ug/L)	LCS % REC	QC LIMITS REC	#
Dichlorodifluoromethane	10.0	6.12	61	19-129	
Diisopropyl ether	10.0	8.87 J	89	77-118	
Ethylbenzene	10.0	9.05	90	83-112	
Hexachlorobutadiene	10.0	9.45	95	36-134	
Isopropylbenzene	10.0	9.16	92	75-114	
2-Butanone	20.0	19.5	97	60-126	
4-Methyl-2-pentanone	20.0	21.2	106	63-128	
m-Xylene & p-Xylene	20.0	18.0	90	83-113	
Methyl tert-butyl ether	10.0	9.26	93	52-144	
Naphthalene	10.0	9.49	95	32-141	
n-Butylbenzene	10.0	10.1	101	66-125	
Methylene Chloride	10.0	8.76	88	66-131	
n-Propylbenzene	10.0	9.76	98	74-121	
o-Xylene	10.0	9.19	92	83-113	
p-Isopropyltoluene	10.0	10.5	105	74-120	
sec-Butylbenzene	10.0	9.62	96	70-117	
Styrene	10.0	8.54	85	79-114	
tert-Butylbenzene	10.0	9.33	93	71-115	
Tetrachloroethene	10.0	9.51	95	79-114	
Toluene	10.0	9.98	100	84-111	
trans-1,2-Dichloroethene	10.0	8.63	86	83-117	
trans-1,3-Dichloropropene	10.0	11.9	119	58-117	*
Trichloroethene	10.0	8.92	89	76-117	
Trichlorofluoromethane	10.0	6.91	69	49-157	
tert-Butyl alcohol	200	163	81	70-130	
Vinyl acetate	10.0	7.43	74	46-161	
Vinyl chloride	10.0	6.84	68	53-127	
Dibromochloromethane	10.0	12.3	123	64-119	*
Xylenes, Total	30.0	27.2	91	83-112	

Column to be used to flag recovery and RPD values

FORM III 8260B

FORM III
GC/MS VOA LAB CONTROL SAMPLE RECOVERY

Lab Name: TestAmerica Canton Job No.: 240-28436-1

SDG No.:

Matrix: Solid Level: Low Lab File ID: UX87189.D

Lab ID: LCS 240-100155/5 Client ID:

COMPOUND	SPIKE ADDED (ug/Kg)	LCS CONCENTRATION (ug/Kg)	LCS % REC	QC LIMITS REC	#
1,1,1,2-Tetrachloroethane	50.0	56.5	113	81-119	
1,1,1-Trichloroethane	50.0	57.1	114	77-126	
1,1,2,2-Tetrachloroethane	50.0	54.4	109	77-123	
1,1,2-Trichloro-1,2,2-trichfluoroethane	50.0	56.7	113	82-138	
1,1-Dichloroethane	50.0	52.1	104	76-115	
1,1-Dichloroethene	50.0	52.4	105	75-135	
1,1-Dichloropropene	50.0	62.2	124	80-120	*
1,2,3-Trichlorobenzene	50.0	44.2	88	61-121	
1,2,3-Trichloropropane	50.0	54.2	108	84-126	
1,2,4-Trichlorobenzene	50.0	50.5	101	64-124	
1,2,4-Trimethylbenzene	50.0	56.0	112	80-129	
1,2-Dibromo-3-Chloropropane	50.0	53.1	106	61-132	
1,2-Dichlorobenzene	50.0	50.9	102	76-110	
1,2-Dichloroethane	50.0	51.2	102	72-120	
1,2-Dichloropropane	50.0	53.7	107	87-113	
1,3-Dichlorobenzene	50.0	52.4	105	78-111	
1,3-Dichloropropane	50.0	51.8	104	82-118	
1,4-Dichlorobenzene	50.0	51.0	102	75-110	
2,2-Dichloropropane	50.0	54.9	110	69-135	
2-Chloroethyl vinyl ether	100	119	119	28-173	
2-Chlorotoluene	50.0	54.3	109	78-119	
2-Hexanone	100	121	121	64-136	
4-Chlorotoluene	50.0	54.2	108	79-118	
Acetone	100	108	108	41-137	
Benzene	50.0	53.3	107	79-112	
Bromobenzene	50.0	54.0	108	81-115	
Bromochloromethane	50.0	51.1	102	79-111	
Bromoform	50.0	47.2	94	62-133	
Bromomethane	50.0	49.9	100	42-136	
Carbon disulfide	50.0	54.5	109	62-146	
Carbon tetrachloride	50.0	60.1	120	71-129	
Chlorobenzene	50.0	51.8	104	78-110	
Chloroethane	50.0	49.2	98	58-117	
Chloroform	50.0	52.4	105	77-114	
Chloromethane	50.0	44.4	89	50-110	
cis-1,2-Dichloroethene	50.0	53.3	107	76-113	
Bromodichloromethane	50.0	55.4	111	84-122	
cis-1,3-Dichloropropene	50.0	51.8	104	74-128	
1,2-Dibromoethane	50.0	53.6	107	83-117	
Dibromomethane	50.0	52.8	106	85-120	
Dichlorodifluoromethane	50.0	37.5	75	26-113	

Column to be used to flag recovery and RPD values

FORM III 8260B

FORM III
GC/MS VOA LAB CONTROL SAMPLE RECOVERY

Lab Name: TestAmerica Canton Job No.: 240-28436-1

SDG No.:

Matrix: Solid Level: Low Lab File ID: UX87189.D

Lab ID: LCS 240-100155/5 Client ID:

COMPOUND	SPIKE ADDED (ug/Kg)	LCS CONCENTRATION (ug/Kg)	LCS % REC	QC LIMITS REC	#
Ethylbenzene	50.0	55.4	111	79-117	
Hexachlorobutadiene	50.0	40.6	81	54-131	
Isopropylbenzene	50.0	58.7	117	76-122	
2-Butanone	100	110	110	52-131	
4-Methyl-2-pentanone	100	121	121	67-135	
m-Xylene & p-Xylene	50.0	55.7	111	80-117	
Methyl tert-butyl ether	50.0	52.3	105	49-165	
Naphthalene	50.0	52.8	106	65-123	
n-Butylbenzene	50.0	50.4	101	68-135	
Methylene Chloride	50.0	49.5	99	75-118	
n-Propylbenzene	50.0	58.2	116	81-129	
o-Xylene	50.0	58.6	117	80-120	
p-Isopropyltoluene	50.0	57.4	115	77-131	
sec-Butylbenzene	50.0	59.5	119	74-129	
Styrene	50.0	56.4	113	87-117	
tert-Butylbenzene	50.0	56.5	113	76-126	
Tetrachloroethene	50.0	57.0	114	79-114	
Toluene	50.0	53.5	107	75-111	
trans-1,2-Dichloroethene	50.0	53.6	107	78-117	
trans-1,3-Dichloropropene	50.0	52.2	104	73-131	
Trichloroethene	50.0	55.4	111	79-113	
Trichlorofluoromethane	50.0	52.2	104	57-146	
tert-Butyl alcohol	500	513	103	60-125	
Vinyl acetate	80.0	106	132	70-130	*
Vinyl chloride	50.0	47.7	95	57-114	
Dibromochloromethane	50.0	49.1	98	72-127	
Xylenes, Total	100	114	114	80-118	

Column to be used to flag recovery and RPD values

FORM III 8260B

FORM III
GC/MS VOA LAB CONTROL SAMPLE RECOVERY

Lab Name: TestAmerica Canton Job No.: 240-28436-1

SDG No.:

Matrix: Water Level: Low Lab File ID: UXM0214.D

Lab ID: LCS 240-100203/16 Client ID:

COMPOUND	SPIKE ADDED (ug/L)	LCS CONCENTRATION (ug/L)	LCS % REC	QC LIMITS REC	#
1,1,1,2-Tetrachloroethane	20.0	20.0	100	72-116	
1,1,1-Trichloroethane	20.0	20.1	100	74-118	
1,1,2,2-Tetrachloroethane	20.0	18.7	93	68-118	
1,1,2-Trichloro-1,2,2-trichfluoroethane	20.0	23.5	117	74-151	
1,1-Dichloroethane	20.0	20.7	104	82-115	
1,1-Dichloroethene	20.0	20.6	103	78-131	
1,1-Dichloropropene	20.0	19.5	97	83-114	
1,2,3-Trichlorobenzene	20.0	19.6	98	54-126	
1,2,3-Trichloropropane	20.0	20.0	100	73-129	
1,2,3-Trimethylbenzene	20.0	19.4	97	70-130	
1,2,4-Trichlorobenzene	20.0	17.3	86	48-135	
1,2,4-Trimethylbenzene	20.0	20.0	100	76-120	
1,2-Dibromo-3-Chloropropane	20.0	18.0	90	42-136	
1,2-Dichlorobenzene	20.0	19.3	97	81-110	
1,2-Dichloroethane	20.0	20.6	103	71-127	
1,2-Dichloropropane	20.0	21.4	107	81-115	
1,3-Dichlorobenzene	20.0	19.4	97	80-110	
1,3-Dichloropropane	20.0	20.3	101	79-116	
1,4-Dichlorobenzene	20.0	18.8	94	82-110	
2,2-Dichloropropane	20.0	19.2	96	50-129	
2-Chloroethyl vinyl ether	20.0	23.0	115	52-131	
2-Chlorotoluene	20.0	19.8	99	76-116	
2-Hexanone	40.0	37.6	94	55-133	
4-Chlorotoluene	20.0	19.8	99	77-115	
Acetone	40.0	30.0	75	43-136	
Benzene	20.0	20.9	105	83-112	
Bromobenzene	20.0	19.8	99	76-115	
Bromochloromethane	20.0	19.7	98	77-120	
Bromoform	20.0	19.3	96	40-131	
Bromomethane	20.0	16.8	84	11-185	
Carbon disulfide	20.0	21.2	106	62-142	
Carbon tetrachloride	20.0	21.1	105	66-128	
Chlorobenzene	20.0	19.8	99	85-110	
Chloroethane	20.0	17.8	89	25-153	
Chloroform	20.0	19.3	97	79-117	
Chloromethane	20.0	18.3	91	44-126	
cis-1,2-Dichloroethene	20.0	19.8	99	80-113	
Bromodichloromethane	20.0	20.5	102	72-121	
cis-1,3-Dichloropropene	20.0	21.3	106	61-115	
1,2-Dibromoethane	20.0	20.0	100	79-113	
Dibromomethane	20.0	20.5	102	81-120	

Column to be used to flag recovery and RPD values

FORM III 8260B

FORM III
GC/MS VOA LAB CONTROL SAMPLE RECOVERY

Lab Name: TestAmerica Canton Job No.: 240-28436-1

SDG No.:

Matrix: Water Level: Low Lab File ID: UXM0214.D

Lab ID: LCS 240-100203/16 Client ID:

COMPOUND	SPIKE ADDED (ug/L)	LCS CONCENTRATION (ug/L)	LCS % REC	QC LIMITS REC	#
Dichlorodifluoromethane	20.0	18.4	92	19-129	
Diisopropyl ether	20.0	19.5	97	77-118	
Ethylbenzene	20.0	20.2	101	83-112	
Hexachlorobutadiene	20.0	19.4	97	36-134	
Isopropylbenzene	20.0	20.1	101	75-114	
2-Butanone	40.0	38.8	97	60-126	
4-Methyl-2-pentanone	40.0	37.7	94	63-128	
m-Xylene & p-Xylene	40.0	40.7	102	83-113	
Methyl tert-butyl ether	20.0	20.5	103	52-144	
Naphthalene	20.0	15.6	78	32-141	
n-Butylbenzene	20.0	19.4	97	66-125	
Methylene Chloride	20.0	17.9	89	66-131	
n-Propylbenzene	20.0	20.6	103	74-121	
o-Xylene	20.0	20.5	102	83-113	
p-Isopropyltoluene	20.0	20.6	103	74-120	
sec-Butylbenzene	20.0	19.7	99	70-117	
Styrene	20.0	21.6	108	79-114	
tert-Butylbenzene	20.0	18.3	92	71-115	
Tetrachloroethene	20.0	20.1	101	79-114	
Toluene	20.0	19.6	98	84-111	
trans-1,2-Dichloroethene	20.0	20.1	101	83-117	
trans-1,3-Dichloropropene	20.0	20.2	101	58-117	
Trichloroethene	20.0	19.8	99	76-117	
Trichlorofluoromethane	20.0	17.7	88	49-157	
tert-Butyl alcohol	400	408	102	70-130	
Vinyl acetate	20.0	25.6	128	46-161	
Vinyl chloride	20.0	18.7	94	53-127	
Dibromochloromethane	20.0	19.4	97	64-119	
Xylenes, Total	60.0	61.2	102	83-112	

Column to be used to flag recovery and RPD values

FORM III 8260B

FORM III
GC/MS VOA LAB CONTROL SAMPLE RECOVERY

Lab Name: TestAmerica Canton Job No.: 240-28436-1

SDG No.:

Matrix: Solid Level: Low Lab File ID: 144494.D

Lab ID: LCS 240-100252/5 Client ID:

COMPOUND	SPIKE ADDED (ug/Kg)	LCS CONCENTRATION (ug/Kg)	LCS % REC	QC LIMITS REC	#
1,1,1,2-Tetrachloroethane	50.0	50.7	101	81-119	
1,1,1-Trichloroethane	50.0	47.0	94	77-126	
1,1,2,2-Tetrachloroethane	50.0	49.6	99	77-123	
1,1,2-Trichloro-1,2,2-trichfluoroethane	50.0	46.3	93	82-138	
1,1-Dichloroethane	50.0	47.9	96	76-115	
1,1-Dichloroethene	50.0	46.7	93	75-135	
1,1-Dichloropropene	50.0	51.4	103	80-120	
1,2,3-Trichlorobenzene	50.0	47.6	95	61-121	
1,2,3-Trichloropropane	50.0	48.1	96	84-126	
1,2,4-Trichlorobenzene	50.0	48.7	97	64-124	
1,2,4-Trimethylbenzene	50.0	50.9	102	80-129	
1,2-Dibromo-3-Chloropropane	50.0	50.0	100	61-132	
1,2-Dichlorobenzene	50.0	48.8	98	76-110	
1,2-Dichloroethane	50.0	46.1	92	72-120	
1,2-Dichloropropane	50.0	48.1	96	87-113	
1,3-Dichlorobenzene	50.0	48.7	97	78-111	
1,3-Dichloropropane	50.0	46.9	94	82-118	
1,4-Dichlorobenzene	50.0	48.1	96	75-110	
2,2-Dichloropropane	50.0	46.1	92	69-135	
2-Chloroethyl vinyl ether	100	89.7	90	28-173	
2-Chlorotoluene	50.0	51.4	103	78-119	
2-Hexanone	100	92.0	92	64-136	
4-Chlorotoluene	50.0	50.5	101	79-118	
Acetone	100	86.7	87	41-137	
Benzene	50.0	47.0	94	79-112	
Bromobenzene	50.0	49.0	98	81-115	
Bromochloromethane	50.0	46.2	92	79-111	
Bromoform	50.0	47.2	94	62-133	
Bromomethane	50.0	40.5	81	42-136	
Carbon disulfide	50.0	46.7	93	62-146	
Carbon tetrachloride	50.0	49.6	99	71-129	
Chlorobenzene	50.0	48.1	96	78-110	
Chloroethane	50.0	40.7	81	58-117	
Chloroform	50.0	46.8	94	77-114	
Chloromethane	50.0	39.0	78	50-110	
cis-1,2-Dichloroethene	50.0	46.0	92	76-113	
Bromodichloromethane	50.0	47.7	95	84-122	
cis-1,3-Dichloropropene	50.0	50.0	100	74-128	
1,2-Dibromoethane	50.0	48.6	97	83-117	
Dibromomethane	50.0	45.0	90	85-120	
Dichlorodifluoromethane	50.0	31.7	63	26-113	

Column to be used to flag recovery and RPD values

FORM III 8260B

FORM III
GC/MS VOA LAB CONTROL SAMPLE RECOVERY

Lab Name: TestAmerica Canton Job No.: 240-28436-1

SDG No.:

Matrix: Solid Level: Low Lab File ID: 144494.D

Lab ID: LCS 240-100252/5 Client ID:

COMPOUND	SPIKE ADDED (ug/Kg)	LCS CONCENTRATION (ug/Kg)	LCS % REC	QC LIMITS REC	#
Ethylbenzene	50.0	48.5	97	79-117	
Hexachlorobutadiene	50.0	51.5	103	54-131	
Isopropylbenzene	50.0	52.4	105	76-122	
2-Butanone	100	89.3	89	52-131	
4-Methyl-2-pentanone	100	97.2	97	67-135	
m-Xylene & p-Xylene	50.0	49.2	98	80-117	
Methyl tert-butyl ether	50.0	45.8	92	49-165	
Naphthalene	50.0	46.7	93	65-123	
n-Butylbenzene	50.0	52.5	105	68-135	
Methylene Chloride	50.0	37.6	75	75-118	
n-Propylbenzene	50.0	53.5	107	81-129	
o-Xylene	50.0	50.8	102	80-120	
p-Isopropyltoluene	50.0	53.6	107	77-131	
sec-Butylbenzene	50.0	54.3	109	74-129	
Styrene	50.0	50.9	102	87-117	
tert-Butylbenzene	50.0	50.4	101	76-126	
Tetrachloroethene	50.0	49.7	99	79-114	
Toluene	50.0	44.4	89	75-111	
trans-1,2-Dichloroethene	50.0	47.4	95	78-117	
trans-1,3-Dichloropropene	50.0	52.9	106	73-131	
Trichloroethene	50.0	48.4	97	79-113	
Trichlorofluoromethane	50.0	46.5	93	57-146	
tert-Butyl alcohol	500	435	87	60-125	
Vinyl acetate	80.0	88.4	111	70-130	
Vinyl chloride	50.0	40.9	82	57-114	
Dibromochloromethane	50.0	49.1	98	72-127	
Xylenes, Total	100	100	100	80-118	

Column to be used to flag recovery and RPD values

FORM III 8260B

FORM III
GC/MS VOA LAB CONTROL SAMPLE RECOVERY

Lab Name: TestAmerica Canton Job No.: 240-28436-1

SDG No.:

Matrix: Solid Level: Low Lab File ID: UX87223.D

Lab ID: LCS 240-100346/6 Client ID:

COMPOUND	SPIKE ADDED (ug/Kg)	LCS CONCENTRATION (ug/Kg)	LCS % REC	QC LIMITS REC	#
1,1,1,2-Tetrachloroethane	50.0	57.8	116	81-119	
1,1,1-Trichloroethane	50.0	59.5	119	77-126	
1,1,2,2-Tetrachloroethane	50.0	56.6	113	77-123	
1,1,2-Trichloro-1,2,2-trichfluoroethane	50.0	56.9	114	82-138	
1,1-Dichloroethane	50.0	53.9	108	76-115	
1,1-Dichloroethene	50.0	54.6	109	75-135	
1,1-Dichloropropene	50.0	62.3	125	80-120	*
1,2,3-Trichlorobenzene	50.0	44.8	90	61-121	
1,2,3-Trichloropropane	50.0	57.0	114	84-126	
1,2,4-Trichlorobenzene	50.0	49.9	100	64-124	
1,2,4-Trimethylbenzene	50.0	55.2	110	80-129	
1,2-Dibromo-3-Chloropropane	50.0	58.7	117	61-132	
1,2-Dichlorobenzene	50.0	50.4	101	76-110	
1,2-Dichloroethane	50.0	52.2	104	72-120	
1,2-Dichloropropane	50.0	53.1	106	87-113	
1,3-Dichlorobenzene	50.0	51.4	103	78-111	
1,3-Dichloropropane	50.0	52.7	105	82-118	
1,4-Dichlorobenzene	50.0	51.1	102	75-110	
2,2-Dichloropropane	50.0	59.0	118	69-135	
2-Chloroethyl vinyl ether	100	113	113	28-173	
2-Chlorotoluene	50.0	54.1	108	78-119	
2-Hexanone	100	126	126	64-136	
4-Chlorotoluene	50.0	54.7	109	79-118	
Acetone	100	117	117	41-137	
Benzene	50.0	53.3	107	79-112	
Bromobenzene	50.0	54.0	108	81-115	
Bromochloromethane	50.0	51.9	104	79-111	
Bromoform	50.0	50.7	101	62-133	
Bromomethane	50.0	49.9	100	42-136	
Carbon disulfide	50.0	57.5	115	62-146	
Carbon tetrachloride	50.0	63.7	127	71-129	
Chlorobenzene	50.0	51.5	103	78-110	
Chloroethane	50.0	50.5	101	58-117	
Chloroform	50.0	54.1	108	77-114	
Chloromethane	50.0	43.4	87	50-110	
cis-1,2-Dichloroethene	50.0	53.6	107	76-113	
Bromodichloromethane	50.0	55.6	111	84-122	
cis-1,3-Dichloropropene	50.0	49.5	99	74-128	
1,2-Dibromoethane	50.0	55.0	110	83-117	
Dibromomethane	50.0	54.7	109	85-120	
Dichlorodifluoromethane	50.0	36.0	72	26-113	

Column to be used to flag recovery and RPD values

FORM III 8260B

FORM III
GC/MS VOA LAB CONTROL SAMPLE RECOVERY

Lab Name: TestAmerica Canton Job No.: 240-28436-1

SDG No.:

Matrix: Solid Level: Low Lab File ID: UX87223.D

Lab ID: LCS 240-100346/6 Client ID:

COMPOUND	SPIKE ADDED (ug/Kg)	LCS CONCENTRATION (ug/Kg)	LCS % REC	QC LIMITS REC	#
Ethylbenzene	50.0	54.9	110	79-117	
Hexachlorobutadiene	50.0	42.3	85	54-131	
Isopropylbenzene	50.0	59.0	118	76-122	
2-Butanone	100	107	107	52-131	
4-Methyl-2-pentanone	100	120	120	67-135	
m-Xylene & p-Xylene	50.0	53.9	108	80-117	
Methyl tert-butyl ether	50.0	53.1	106	49-165	
Naphthalene	50.0	55.5	111	65-123	
n-Butylbenzene	50.0	50.4	101	68-135	
Methylene Chloride	50.0	52.1	104	75-118	
n-Propylbenzene	50.0	58.6	117	81-129	
o-Xylene	50.0	56.8	114	80-120	
p-Isopropyltoluene	50.0	57.2	114	77-131	
sec-Butylbenzene	50.0	59.3	119	74-129	
Styrene	50.0	55.6	111	87-117	
tert-Butylbenzene	50.0	58.9	118	76-126	
Tetrachloroethene	50.0	58.2	116	79-114	*
Toluene	50.0	53.8	108	75-111	
trans-1,2-Dichloroethene	50.0	56.1	112	78-117	
trans-1,3-Dichloropropene	50.0	52.3	105	73-131	
Trichloroethene	50.0	54.6	109	79-113	
Trichlorofluoromethane	50.0	55.0	110	57-146	
tert-Butyl alcohol	500	486	97	60-125	
Vinyl acetate	80.0	98.9	124	70-130	
Vinyl chloride	50.0	47.2	94	57-114	
Dibromochloromethane	50.0	49.9	100	72-127	
Xylenes, Total	100	111	111	80-118	

Column to be used to flag recovery and RPD values

FORM III 8260B

FORM III
GC/MS VOA MATRIX SPIKE RECOVERY

Lab Name: TestAmerica Canton Job No.: 240-28436-1

SDG No.:

Matrix: Water Level: Low Lab File ID: UXX5720.D

Lab ID: 240-28434-A-2 MS Client ID:

COMPOUND	SPIKE ADDED (ug/L)	SAMPLE CONCENTRATION (ug/L)	MS CONCENTRATION (ug/L)	MS % REC	QC LIMITS REC	#
1,2-Dichloroethane	10.0	1.0 U	12.6	126	68-129	

Column to be used to flag recovery and RPD values

FORM III 8260B

FORM III
GC/MS VOA MATRIX SPIKE DUPLICATE RECOVERY

Lab Name: TestAmerica Canton Job No.: 240-28436-1

SDG No.:

Matrix: Water Level: Low Lab File ID: UXX5721.D

Lab ID: 240-28434-D-2 MSD Client ID:

COMPOUND	SPIKE ADDED (ug/L)	MSD CONCENTRATION (ug/L)	MSD % REC	% RPD	QC LIMITS RPD	QC LIMITS REC	#
1,2-Dichloroethane	10.0	11.5	115	9	30	68-129	

Column to be used to flag recovery and RPD values

FORM III 8260B

FORM III
GC/MS VOA MATRIX SPIKE RECOVERY

Lab Name: TestAmerica Canton Job No.: 240-28436-1

SDG No.:

Matrix: Solid Level: Low Lab File ID: UX87204.D

Lab ID: 240-28469-G-11-A MS Client ID:

COMPOUND	SPIKE ADDED (ug/Kg)	SAMPLE CONCENTRATION (ug/Kg)	MS CONCENTRATION (ug/Kg)	MS % REC	QC LIMITS REC	#
1,1,1,2-Tetrachloroethane	27.4		28.7			
1,1,1-Trichloroethane	27.4	8.4 U	30.7	112	51-128	
1,1,2,2-Tetrachloroethane	27.4	8.4 U	27.8	102	16-179	
1,1,2-Trichloro-1,2,2-trichfluoroethane	27.4		30.7			
1,1-Dichloroethane	27.4	8.4 U	29.0	106	54-122	
1,1-Dichloroethene	27.4	8.4 U	29.3	107	49-157	
1,1-Dichloropropene	27.4		32.9			
1,2,3-Trichlorobenzene	27.4		23.3			
1,2,3-Trichloropropane	27.4		27.6			
1,2,4-Trichlorobenzene	27.4		23.3			
1,2,4-Trimethylbenzene	27.4		27.9			
1,2-Dibromo-3-Chloropropane	27.4		22.9			
1,2-Dichlorobenzene	27.4		25.3			
1,2-Dichloroethane	27.4	8.4 U	27.1	99	49-123	
1,2-Dichloropropane	27.4	8.4 U	27.4	100	61-117	
1,3-Dichlorobenzene	27.4		26.1			
1,3-Dichloropropane	27.4		26.5			
1,4-Dichlorobenzene	27.4		25.5			
2,2-Dichloropropane	27.4		29.0			
2-Chloroethyl vinyl ether	54.8		51.1 J			
2-Chlorotoluene	27.4		27.8			
2-Hexanone	54.8	34 U	52.9	97	37-147	
4-Chlorotoluene	27.4		27.7			
Acetone	54.8	34 U	50.6	92	24-140	
Benzene	27.4	8.4 U	28.9	106	53-118	
Bromobenzene	27.4		27.5			
Bromochloromethane	27.4		27.7			
Bromoform	27.4	8.4 U	22.1	80	18-129	
Bromomethane	27.4	8.4 U	27.5	101	33-130	
Carbon disulfide	27.4	8.4 U	29.8	109	20-151	
Carbon tetrachloride	27.4	8.4 U	32.6	119	32-137	
Chlorobenzene	27.4	8.4 U	27.1	99	37-116	
Chloroethane	27.4	8.4 U	27.0	99	45-118	
Chloroform	27.4	8.4 U	29.2	106	53-119	
Chloromethane	27.4	8.4 U	23.9	87	34-117	
cis-1,2-Dichloroethene	27.4	8.4 U	28.9	105	50-119	
Bromodichloromethane	27.4	8.4 U	27.4	100	35-132	
cis-1,3-Dichloropropene	27.4	8.4 U	24.1	88	27-133	
1,2-Dibromoethane	27.4		26.6			
Dibromomethane	27.4		27.3			
Dichlorodifluoromethane	27.4		20.4			

Column to be used to flag recovery and RPD values

FORM III 8260B

FORM III
GC/MS VOA MATRIX SPIKE RECOVERY

Lab Name: TestAmerica Canton Job No.: 240-28436-1

SDG No.:

Matrix: Solid Level: Low Lab File ID: UX87204.D

Lab ID: 240-28469-G-11-A MS Client ID:

COMPOUND	SPIKE ADDED (ug/Kg)	SAMPLE CONCENTRATION (ug/Kg)	MS CONCENTRATION (ug/Kg)	MS % REC	QC LIMITS REC	#
Ethylbenzene	27.4	8.4 U	27.4	100	30-131	
Hexachlorobutadiene	27.4		26.3			
Isopropylbenzene	27.4		29.2			
2-Butanone	54.8	34 U	49.9	91	30-143	
4-Methyl-2-pentanone	54.8	34 U	52.8	96	43-147	
m-Xylene & p-Xylene	27.4	17 U	27.6	101	29-131	
Methyl tert-butyl ether	27.4	8.4 U	25.8	94	51-157	
Naphthalene	27.4		24.4			
n-Butylbenzene	27.4		24.6			
Methylene Chloride	27.4	13	36.9	89	54-115	
n-Propylbenzene	27.4		29.4			
o-Xylene	27.4	8.4 U	29.2	106	29-134	
p-Isopropyltoluene	27.4		28.9			
sec-Butylbenzene	27.4		30.5			
Styrene	27.4	8.4 U	27.1	99	27-127	
tert-Butylbenzene	27.4		30.4			
Tetrachloroethene	27.4	8.4 U	29.6	108	31-135	
Toluene	27.4	8.4 U	28.4	104	39-129	
trans-1,2-Dichloroethene	27.4	8.4 U	30.4	111	50-123	
trans-1,3-Dichloropropene	27.4	8.4 U	24.4	89	28-137	
Trichloroethene	27.4	8.4 U	29.3	107	10-177	
Trichlorofluoromethane	27.4		28.5			
tert-Butyl alcohol	274		228			
Vinyl acetate	43.8		41.8			
Vinyl chloride	27.4	8.4 U	25.6	93	42-117	
Dibromochloromethane	27.4	8.4 U	24.7	90	29-135	
Xylenes, Total	54.8	17 U	56.8	104	30-131	

Column to be used to flag recovery and RPD values

FORM III 8260B

FORM III
GC/MS VOA MATRIX SPIKE DUPLICATE RECOVERY

Lab Name: TestAmerica Canton Job No.: 240-28436-1

SDG No.:

Matrix: Solid Level: Low Lab File ID: UX87205.D

Lab ID: 240-28469-I-11-A MSD Client ID:

COMPOUND	SPIKE ADDED (ug/Kg)	MSD CONCENTRATION (ug/Kg)	MSD % REC	% RPD	QC LIMITS RPD	QC LIMITS REC	#
1,1,1,2-Tetrachloroethane	43.6	47.3					
1,1,1-Trichloroethane	43.6	49.5	114	47	30	51-128	F
1,1,2,2-Tetrachloroethane	43.6	48.1	110	53	30	16-179	F
1,1,2-Trichloro-1,2,2-trichfluoroethane	43.6	47.5					
1,1-Dichloroethane	43.6	46.8	107	47	30	54-122	F
1,1-Dichloroethene	43.6	47.0	108	46	30	49-157	F
1,1-Dichloropropene	43.6	53.9					
1,2,3-Trichlorobenzene	43.6	38.7					
1,2,3-Trichloropropane	43.6	46.5					
1,2,4-Trichlorobenzene	43.6	39.7					
1,2,4-Trimethylbenzene	43.6	47.1					
1,2-Dibromo-3-Chloropropane	43.6	45.3					
1,2-Dichlorobenzene	43.6	42.8					
1,2-Dichloroethane	43.6	44.6	102	49	30	49-123	F
1,2-Dichloropropane	43.6	45.3	104	49	30	61-117	F
1,3-Dichlorobenzene	43.6	43.5					
1,3-Dichloropropane	43.6	44.8					
1,4-Dichlorobenzene	43.6	42.6					
2,2-Dichloropropane	43.6	46.5					
2-Chloroethyl vinyl ether	87.2	90.2					
2-Chlorotoluene	43.6	46.8					
2-Hexanone	87.2	96.4	111	58	30	37-147	F
4-Chlorotoluene	43.6	45.7					
Acetone	87.2	94.6	109	61	30	24-140	F
Benzene	43.6	47.0	108	48	30	53-118	F
Bromobenzene	43.6	46.9					
Bromochloromethane	43.6	45.4					
Bromoform	43.6	37.6	86	52	30	18-129	F
Bromomethane	43.6	42.3	97	42	30	33-130	F
Carbon disulfide	43.6	46.8	107	44	30	20-151	F
Carbon tetrachloride	43.6	52.0	119	46	30	32-137	F
Chlorobenzene	43.6	44.0	101	47	30	37-116	F
Chloroethane	43.6	42.9	98	45	30	45-118	F
Chloroform	43.6	47.2	108	47	30	53-119	F
Chloromethane	43.6	36.6	84	42	30	34-117	F
cis-1,2-Dichloroethene	43.6	47.4	109	49	30	50-119	F
Bromodichloromethane	43.6	46.1	106	51	30	35-132	F
cis-1,3-Dichloropropene	43.6	39.9	92	50	30	27-133	F
1,2-Dibromoethane	43.6	44.6					
Dibromomethane	43.6	45.2					
Dichlorodifluoromethane	43.6	31.5					

Column to be used to flag recovery and RPD values

FORM III 8260B

FORM III
GC/MS VOA MATRIX SPIKE DUPLICATE RECOVERY

Lab Name: TestAmerica Canton Job No.: 240-28436-1

SDG No.:

Matrix: Solid Level: Low Lab File ID: UX87205.D

Lab ID: 240-28469-I-11-A MSD Client ID:

COMPOUND	SPIKE ADDED (ug/Kg)	MSD CONCENTRATION (ug/Kg)	MSD % REC	% RPD	QC LIMITS RPD	QC LIMITS REC	#
Ethylbenzene	43.6	45.5	105	50	30	30-131	F
Hexachlorobutadiene	43.6	39.4					
Isopropylbenzene	43.6	47.5					
2-Butanone	87.2	90.4	104	58	30	30-143	F
4-Methyl-2-pentanone	87.2	96.6	111	59	30	43-147	F
m-Xylene & p-Xylene	43.6	45.2	104	48	30	29-131	F
Methyl tert-butyl ether	43.6	43.8	101	52	30	51-157	F
Naphthalene	43.6	43.4					
n-Butylbenzene	43.6	41.1					
Methylene Chloride	43.6	58.5	106	45	30	54-115	F
n-Propylbenzene	43.6	48.8					
o-Xylene	43.6	47.4	109	48	30	29-134	F
p-Isopropyltoluene	43.6	48.1					
sec-Butylbenzene	43.6	50.9					
Styrene	43.6	45.5	104	51	30	27-127	F
tert-Butylbenzene	43.6	50.6					
Tetrachloroethene	43.6	48.1	110	48	30	31-135	F
Toluene	43.6	46.0	106	47	30	39-129	F
trans-1,2-Dichloroethene	43.6	48.5	111	46	30	50-123	F
trans-1,3-Dichloropropene	43.6	40.4	93	49	30	28-137	F
Trichloroethene	43.6	47.3	109	47	30	10-177	F
Trichlorofluoromethane	43.6	45.3					
tert-Butyl alcohol	436	444					
Vinyl acetate	69.7	61.7					
Vinyl chloride	43.6	39.7	91	43	30	42-117	F
Dibromochloromethane	43.6	41.7	96	51	30	29-135	F
Xylenes, Total	87.2	92.6	106	48	30	30-131	F

Column to be used to flag recovery and RPD values

FORM III 8260B

FORM III
GC/MS VOA MATRIX SPIKE RECOVERY

Lab Name: TestAmerica Canton Job No.: 240-28436-1

SDG No.:

Matrix: Water Level: Low Lab File ID: UXM0226.D

Lab ID: 240-28450-B-3 MS Client ID:

COMPOUND	SPIKE ADDED (ug/L)	SAMPLE CONCENTRATION (ug/L)	MS CONCENTRATION (ug/L)	MS % REC	QC LIMITS REC	#
1,1,1,2-Tetrachloroethane	100	5.0 U	106	106	64-118	
1,1,1-Trichloroethane	100	5.0 U	102	102	68-121	
1,1,2,2-Tetrachloroethane	100	2.5 J	110	107	63-122	
1,1-Dichloroethane	100	5.0 U	104	104	79-116	
1,1-Dichloroethene	100	5.0 U	102	102	74-135	
1,1-Dichloropropene	100	5.0 U	96.8	97	80-114	
1,2,3-Trichloropropane	100	5.0 U	112	112	67-132	
1,2,4-Trimethylbenzene	100	2.1 J	106	104	67-124	
1,2-Dichlorobenzene	100	5.0 U	102	102	75-111	
1,2-Dichloroethane	100	5.0 U	108	108	68-129	
1,2-Dichloropropane	100	5.0 U	108	108	78-115	
1,3-Dichlorobenzene	100	5.0 U	98.9	99	73-110	
1,3-Dichloropropane	100	5.0 U	108	108	74-118	
1,4-Dichlorobenzene	100	5.0 U	95.5	96	75-110	
2,2-Dichloropropane	100	5.0 U	94.6	95	38-127	
2-Chlorotoluene	100	17	120	102	69-117	
4-Chlorotoluene	100	0.91 J	104	103	71-116	
Acetone	200	50 U	178	89	33-145	
Benzene	100	16	121	105	72-121	
Bromobenzene	100	5.0 U	102	102	71-116	
Bromochloromethane	100	5.0 U	103	103	73-121	
Bromoform	100	5.0 U	101	101	32-128	
Bromomethane	100	5.0 U	81.9	82	10-186	
Carbon tetrachloride	100	5.0 U	105	105	59-129	
Chlorobenzene	100	24	126	102	80-110	
Chloroethane	100	5.0 U	87.0	87	21-165	
Chloroform	100	5.0 U	98.9	99	76-118	
Chloromethane	100	5.0 U	91.4	91	33-132	
cis-1,2-Dichloroethene	100	76	178	103	70-120	
Bromodichloromethane	100	5.0 U	106	106	67-120	
cis-1,3-Dichloropropene	100	5.0 U	104	104	51-110	
1,2-Dibromoethane	100	5.0 U	104	104	74-113	
Dibromomethane	100	5.0 U	108	108	77-121	
Dichlorodifluoromethane	100	5.0 U	91.6	92	17-128	
Ethylbenzene	100	260	372	117	75-116	F
Isopropylbenzene	100	5.9	112	106	68-116	
2-Butanone	200	50 U	203	101	54-129	
m-Xylene & p-Xylene	200	970	1210	124	75-117	E 4
n-Butylbenzene	100	5.0 U	102	102	56-127	
Methylene Chloride	100	5.0 U	97.3	97	63-128	
n-Propylbenzene	100	5.0 U	106	106	64-124	
o-Xylene	100	160	277	118	76-116	F

Column to be used to flag recovery and RPD values

FORM III 8260B

FORM III
GC/MS VOA MATRIX SPIKE RECOVERY

Lab Name: TestAmerica Canton Job No.: 240-28436-1

SDG No.:

Matrix: Water Level: Low Lab File ID: UXM0226.D

Lab ID: 240-28450-B-3 MS Client ID:

COMPOUND	SPIKE ADDED (ug/L)	SAMPLE CONCENTRATION (ug/L)	MS CONCENTRATION (ug/L)	MS % REC	QC LIMITS REC	#
p-Isopropyltoluene	100	5.0 U	108	108	64-122	
sec-Butylbenzene	100	5.0 U	103	103	60-119	
Styrene	100	5.3	120	115	71-117	
tert-Butylbenzene	100	5.0 U	97.6	98	61-119	
Tetrachloroethene	100	6.6	107	100	70-117	
Toluene	100	240	347	111	78-114	
trans-1,2-Dichloroethene	100	4.9 J	104	99	80-119	
trans-1,3-Dichloropropene	100	5.0 U	102	102	46-116	
Trichloroethene	100	3.1 J	103	100	66-120	
Trichlorofluoromethane	100	5.0 U	82.6	83	46-157	
Vinyl chloride	100	18	113	95	49-130	
Dibromochloromethane	100	5.0 U	100	100	56-118	
Xylenes, Total	300	1100	1490	119	76-116	F

Column to be used to flag recovery and RPD values

FORM III 8260B

FORM III
GC/MS VOA MATRIX SPIKE DUPLICATE RECOVERY

Lab Name: TestAmerica Canton Job No.: 240-28436-1

SDG No.:

Matrix: Water Level: Low Lab File ID: UXM0227.D

Lab ID: 240-28450-B-3 MSD Client ID:

COMPOUND	SPIKE ADDED (ug/L)	MSD CONCENTRATION (ug/L)	MSD % REC	% RPD	QC LIMITS RPD	QC LIMITS REC	#
1,1,1,2-Tetrachloroethane	100	101	101	4	30	64-118	
1,1,1-Trichloroethane	100	105	105	3	30	68-121	
1,1,2,2-Tetrachloroethane	100	100	98	9	30	63-122	
1,1-Dichloroethane	100	102	102	2	30	79-116	
1,1-Dichloroethene	100	99.6	100	2	30	74-135	
1,1-Dichloropropene	100	95.0	95	2	30	80-114	
1,2,3-Trichloropropane	100	108	108	4	30	67-132	
1,2,4-Trimethylbenzene	100	101	99	5	30	67-124	
1,2-Dichlorobenzene	100	96.5	97	6	30	75-111	
1,2-Dichloroethane	100	102	102	6	30	68-129	
1,2-Dichloropropane	100	101	101	6	30	78-115	
1,3-Dichlorobenzene	100	93.9	94	5	30	73-110	
1,3-Dichloropropane	100	101	101	7	30	74-118	
1,4-Dichlorobenzene	100	89.4	89	7	30	75-110	
2,2-Dichloropropane	100	98.7	99	4	30	38-127	
2-Chlorotoluene	100	115	98	4	30	69-117	
4-Chlorotoluene	100	97.0	96	7	30	71-116	
Acetone	200	175	88	1	30	33-145	
Benzene	100	117	101	3	30	72-121	
Bromobenzene	100	98.0	98	4	30	71-116	
Bromochloromethane	100	97.7	98	5	30	73-121	
Bromoform	100	93.0	93	8	30	32-128	
Bromomethane	100	85.0	85	4	30	10-186	
Carbon tetrachloride	100	105	105	1	30	59-129	
Chlorobenzene	100	120	96	5	30	80-110	
Chloroethane	100	90.6	91	4	30	21-165	
Chloroform	100	95.5	96	4	30	76-118	
Chloromethane	100	92.2	92	1	30	33-132	
cis-1,2-Dichloroethene	100	170	95	5	30	70-120	
Bromodichloromethane	100	97.8	98	8	30	67-120	
cis-1,3-Dichloropropene	100	97.3	97	7	30	51-110	
1,2-Dibromoethane	100	100	100	4	30	74-113	
Dibromomethane	100	103	103	4	30	77-121	
Dichlorodifluoromethane	100	90.2	90	1	30	17-128	
Ethylbenzene	100	349	94	6	30	75-116	
Isopropylbenzene	100	108	103	3	30	68-116	
2-Butanone	200	181	90	12	30	54-129	
m-Xylene & p-Xylene	200	1130	81	7	30	75-117	E 4
n-Butylbenzene	100	97.4	97	5	30	56-127	
Methylene Chloride	100	98.1	98	1	30	63-128	
n-Propylbenzene	100	104	104	2	30	64-124	
o-Xylene	100	259	100	7	30	76-116	

Column to be used to flag recovery and RPD values

FORM III 8260B

FORM III
GC/MS VOA MATRIX SPIKE DUPLICATE RECOVERY

Lab Name: TestAmerica Canton Job No.: 240-28436-1

SDG No.:

Matrix: Water Level: Low Lab File ID: UXM0227.D

Lab ID: 240-28450-B-3 MSD Client ID:

COMPOUND	SPIKE ADDED (ug/L)	MSD CONCENTRATION (ug/L)	MSD % REC	% RPD	QC LIMITS RPD	QC LIMITS REC	#
p-Isopropyltoluene	100	104	104	4	30	64-122	
sec-Butylbenzene	100	101	101	2	30	60-119	
Styrene	100	113	108	6	30	71-117	
tert-Butylbenzene	100	96.0	96	2	30	61-119	
Tetrachloroethene	100	104	97	3	30	70-117	
Toluene	100	327	91	6	30	78-114	
trans-1,2-Dichloroethene	100	104	99	0	30	80-119	
trans-1,3-Dichloropropene	100	93.1	93	9	30	46-116	
Trichloroethene	100	99.3	96	4	30	66-120	
Trichlorofluoromethane	100	87.9	88	6	30	46-157	
Vinyl chloride	100	112	94	1	30	49-130	
Dibromochloromethane	100	94.2	94	6	30	56-118	
Xylenes, Total	300	1390	86	7	30	76-116	

Column to be used to flag recovery and RPD values

FORM III 8260B

FORM III
GC/MS VOA MATRIX SPIKE DUPLICATE RECOVERY

Lab Name: TestAmerica Canton Job No.: 240-28436-1

SDG No.:

Matrix: Solid Level: Low Lab File ID: 144500.D

Lab ID: 240-28538-B-2-C MSD Client ID:

COMPOUND	SPIKE ADDED (ug/Kg)	MSD CONCENTRATION (ug/Kg)	MSD % REC	% RPD	QC LIMITS RPD	QC LIMITS REC	#
1,1-Dichloroethene	55.7	50.0	90	7	30	49-157	
1,2-Dichloroethane	55.7	52.7	95	4	30	49-123	
Benzene	55.7	50.6	91	5	30	53-118	
Carbon tetrachloride	55.7	53.2	96	5	30	32-137	
Chlorobenzene	55.7	46.3	83	13	30	37-116	
Chloroform	55.7	51.3	92	6	30	53-119	
Ethylbenzene	55.7	46.7	84	11	30	30-131	
2-Butanone	111	123	105	0	30	30-143	
m-Xylene & p-Xylene	55.7	45.1	81	14	30	29-131	
Methyl tert-butyl ether	55.7	53.7	97	4	30	51-157	
o-Xylene	55.7	48.5	87	13	30	29-134	
Tetrachloroethene	55.7	50.0	88	11	30	31-135	
Toluene	55.7	45.0	81	10	30	39-129	
Trichloroethene	55.7	55.4	91	8	30	10-177	
Vinyl chloride	55.7	44.6	80	6	30	42-117	
Xylenes, Total	111	93.6	84	13	30	30-131	

Column to be used to flag recovery and RPD values

FORM III 8260B

FORM III
GC/MS VOA MATRIX SPIKE RECOVERY

Lab Name: TestAmerica Canton Job No.: 240-28436-1

SDG No.:

Matrix: Solid Level: Low Lab File ID: 144499.D

Lab ID: 240-28538-B-2-B MS Client ID:

COMPOUND	SPIKE ADDED (ug/Kg)	SAMPLE CONCENTRATION (ug/Kg)	MS CONCENTRATION (ug/Kg)	MS % REC	QC LIMITS REC	#
1,1-Dichloroethene	56.9	5.7 U	53.5	94	49-157	
1,2-Dichloroethane	56.9	5.7 U	54.9	96	49-123	
Benzene	56.9	5.7 U	53.2	94	53-118	
Carbon tetrachloride	56.9	5.7 U	56.0	98	32-137	
Chlorobenzene	56.9	5.7 U	52.7	93	37-116	
Chloroform	56.9	5.7 U	54.3	96	53-119	
Ethylbenzene	56.9	5.7 U	52.1	92	30-131	
2-Butanone	114	6.0 J	123	103	30-143	
m-Xylene & p-Xylene	56.9	11 U	51.7	91	29-131	
Methyl tert-butyl ether	56.9	5.7 U	55.9	98	51-157	
o-Xylene	56.9	5.7 U	55.3	97	29-134	
Tetrachloroethene	56.9	1.0 J	56.0	97	31-135	
Toluene	56.9	5.7 U	49.7	87	39-129	
Trichloroethene	56.9	4.7 J	59.9	97	10-177	
Vinyl chloride	56.9	5.7 U	47.5	83	42-117	
Xylenes, Total	114	11 U	107	94	30-131	

Column to be used to flag recovery and RPD values

FORM III 8260B

FORM VIII
GC/MS VOA INTERNAL STANDARD AREA AND RETENTION TIME SUMMARY

Lab Name: TestAmerica Canton Job No.: 240-28436-1

SDG No.:

Sample No.: STD8260 240-92306/4 Date Analyzed: 07/02/2013 13:37

Instrument ID: A3UX10 GC Column: DB-624 ID: 0.18(mm)

Lab File ID (Standard): UXX5742.D Heated Purge: (Y/N) N

Calibration ID: 16139

		FB		CBZ		DCB	
		AREA #	RT #	AREA #	RT #	AREA #	RT #
INITIAL CALIBRATION MID-POINT		1899526	5.20	1402128	7.87	826109	10.11
UPPER LIMIT		3799052	5.70	2804256	8.37	1652218	10.61
LOWER LIMIT		949763	4.70	701064	7.37	413055	9.61
LAB SAMPLE ID	CLIENT SAMPLE ID						
ICV 240-92306/8		1830940	5.20	1292823	7.87	693029	10.11
CCVIS 240-100092/2		1836991	5.20	1227879	7.87	615463	10.12

FB = Fluorobenzene
CBZ = Chlorobenzene-d5
DCB = 1,4-Dichlorobenzene-d4

Area Limit = 50%-200% of internal standard area
RT Limit = ± 0.5 minutes of internal standard RT

Column used to flag values outside QC limits

FORM VIII 8260B

FORM VIII

GC/MS VOA INTERNAL STANDARD AREA AND RETENTION TIME SUMMARY

Lab Name: TestAmerica Canton Job No.: 240-28436-1

SDG No.:

Sample No.: CCVIS 240-100092/2 Date Analyzed: 09/04/2013 12:23

Instrument ID: A3UX10 GC Column: DB-624 ID: 0.18(mm)

Lab File ID (Standard): UXX5695.D Heated Purge: (Y/N) N

Calibration ID: 16139

		FB		CBZ		DCB	
		AREA #	RT #	AREA #	RT #	AREA #	RT #
12/24 HOUR STD		1836991	5.20	1227879	7.87	615463	10.12
UPPER LIMIT		3673982	5.70	2455758	8.37	1230926	10.62
LOWER LIMIT		918496	4.70	613940	7.37	307732	9.62
LAB SAMPLE ID	CLIENT SAMPLE ID						
CCV 240-100092/3		1878034	5.20	1202002	7.87	555844	10.11
LCS 240-100092/4		1916588	5.20	1286903	7.87	670873	10.11
MB 240-100092/6		1733339	5.21	1141934	7.87	543783	10.12
240-28436-21	TB-082713	1614944	5.20	1080327	7.88	498987	10.11
240-28434-A-2 MS		1715341	5.20	1153190	7.87	613253	10.11
240-28434-D-2 MSD		1757836	5.20	1175463	7.87	610763	10.11

FB = Fluorobenzene

FB = Fluorobenzene

CBZ = Chlorobenzene-d5

CBZ = Chlorobenzene-d5

Area Limit = 50%-200% of internal standard area

DCB = 1,4-Dichlorobenzene-d4

RT Limit = ± 0.5 minutes of internal standard RT

Column used to flag values outside QC limits

FORM VIII 8260B

FORM VIII

GC/MS VOA INTERNAL STANDARD AREA AND RETENTION TIME SUMMARY

Lab Name: TestAmerica Canton Job No.: 240-28436-1

SDG No.:

Sample No.: ICIS 240-100074/6 Date Analyzed: 09/04/2013 12:45

Instrument ID: A3UX14 GC Column: DB-624 ID: 0.18 (mm)

Lab File ID (Standard): 144462.D Heated Purge: (Y/N) Y

Calibration ID: 17244

		FB		CBZ		DCB	
		AREA #	RT #	AREA #	RT #	AREA #	RT #
INITIAL CALIBRATION MID-POINT		1795453	6.78	1215982	9.49	578321	11.46
UPPER LIMIT		3590906	7.28	2431964	9.99	1156642	11.96
LOWER LIMIT		897727	6.28	607991	8.99	289161	10.96
LAB SAMPLE ID	CLIENT SAMPLE ID						
ICV 240-100074/13		1710685	6.78	1164658	9.49	563940	11.47
CCVIS 240-100252/3		1696514	6.78	1132221	9.49	542096	11.46

FB = Fluorobenzene
CBZ = Chlorobenzene-d5
DCB = 1,4-Dichlorobenzene-d4

Area Limit = 50%-200% of internal standard area
RT Limit = ± 0.5 minutes of internal standard RT

Column used to flag values outside QC limits

FORM VIII 8260B

FORM VIII
GC/MS VOA INTERNAL STANDARD AREA AND RETENTION TIME SUMMARY

Lab Name: TestAmerica Canton Job No.: 240-28436-1

SDG No.:

Sample No.: CCVIS 240-100252/3 Date Analyzed: 09/05/2013 12:43

Instrument ID: A3UX14 GC Column: DB-624 ID: 0.18(mm)

Lab File ID (Standard): 144492.D Heated Purge: (Y/N) Y

Calibration ID: 17244

		FB		CBZ		DCB	
		AREA #	RT #	AREA #	RT #	AREA #	RT #
12/24 HOUR STD		1696514	6.78	1132221	9.49	542096	11.46
UPPER LIMIT		3393028	7.28	2264442	9.99	1084192	11.96
LOWER LIMIT		848257	6.28	566111	8.99	271048	10.96
LAB SAMPLE ID	CLIENT SAMPLE ID						
CCV 240-100252/4		1655450	6.78	1058176	9.49	538891	11.46
LCS 240-100252/5		1909413	6.78	1229930	9.49	588372	11.46
MB 240-100252/6		1689289	6.78	1105806	9.49	569620	11.46
240-28538-B-2-B MS		1619058	6.78	1039074	9.49	508686	11.46
240-28538-B-2-C MSD		1592591	6.77	1077180	9.49	514401	11.46
240-28436-2	DR-SB-202-06-08	1668265	6.77	1171064	9.49	562506	11.46
240-28436-3	DR-SB-204-02-04	1649902	6.77	1120518	9.49	493909	11.46
240-28436-4	DR-SB-204-08-10	1575208	6.77	1074297	9.49	481548	11.46
240-28436-5	DR-SB-205-06-08	1516841	6.77	920823	9.49	335625	11.46
240-28436-6	DR-SB-205-10-12	1563390	6.77	957114	9.49	474601	11.46
240-28436-7	DR-SB-206-04-06	1712616	6.77	1137785	9.49	567529	11.46
240-28436-8	DR-SB-206-08-10	1427041	6.77	839121	9.49	333821	11.46
240-28436-9	DR-SB-207-02-04	1415643	6.77	857393	9.49	332084	11.46
240-28436-10	DR-SB-207-10-12	1277264	6.77	754559	9.49	357076	11.46
240-28436-11	DR-SB-208-04-06	1306788	6.77	815296	9.49	320455	11.46

FB = Fluorobenzene
CBZ = Chlorobenzene-d5
DCB = 1,4-Dichlorobenzene-d4
DCB = 1,4-Dichlorobenzene-d4
Area Limit = 50%-200% of internal standard area
RT Limit = ± 0.5 minutes of internal standard RT

Column used to flag values outside QC limits

FORM VIII 8260B

FORM VIII
GC/MS VOA INTERNAL STANDARD AREA AND RETENTION TIME SUMMARY

Lab Name: TestAmerica Canton Job No.: 240-28436-1

SDG No.:

Sample No.: STD8260 240-100203/4 Date Analyzed: 09/05/2013 11:39

Instrument ID: A3UX16 GC Column: DB-624 ID: 0.18(mm)

Lab File ID (Standard): UXM0202.D Heated Purge: (Y/N) N

Calibration ID: 17268

		FB		CBZ		DCB	
		AREA #	RT #	AREA #	RT #	AREA #	RT #
INITIAL CALIBRATION MID-POINT		1486604	5.60	1001256	8.30	524295	10.54
UPPER LIMIT		2973208	6.10	2002512	8.80	1048590	11.04
LOWER LIMIT		743302	5.10	500628	7.80	262148	10.04
LAB SAMPLE ID	CLIENT SAMPLE ID						
ICV 240-100203/15		1404925	5.59	939506	8.30	491504	10.54
LCS 240-100203/16		1411666	5.60	958556	8.30	501615	10.53
MB 240-100203/18		1318546	5.60	866302	8.30	448242	10.53
240-28436-23	TB-082713-2	1412673	5.60	943740	8.30	483527	10.53
240-28436-24	TB-082713-3	1390772	5.59	925230	8.30	465922	10.54
240-28450-B-3 MS		1353651	5.60	924647	8.30	488500	10.53
240-28450-B-3 MSD		1383636	5.60	914763	8.30	480206	10.53

FB = Fluorobenzene
CBZ = Chlorobenzene-d5
DCB = 1,4-Dichlorobenzene-d4

Area Limit = 50%-200% of internal standard area
RT Limit = ± 0.5 minutes of internal standard RT

Column used to flag values outside QC limits

FORM VIII 8260B

FORM VIII
GC/MS VOA INTERNAL STANDARD AREA AND RETENTION TIME SUMMARY

Lab Name: TestAmerica Canton Job No.: 240-28436-1

SDG No.:

Sample No.: ICIS 240-100002/6 Date Analyzed: 09/04/2013 02:33

Instrument ID: A3UX8 GC Column: DB-624 ID: 0.18(mm)

Lab File ID (Standard): UX87160.D Heated Purge: (Y/N) Y

Calibration ID: 17222

		FB		CBZ		DCB	
		AREA #	RT #	AREA #	RT #	AREA #	RT #
INITIAL CALIBRATION MID-POINT		1583670	5.16	963618	7.68	465238	9.88
UPPER LIMIT		3167340	5.66	1927236	8.18	930476	10.38
LOWER LIMIT		791835	4.66	481809	7.18	232619	9.38
LAB SAMPLE ID	CLIENT SAMPLE ID						
ICV 240-100002/17		1556113	5.16	980722	7.68	475753	9.88
CCVIS 240-100155/3		1567175	5.16	959168	7.68	472521	9.88
CCVIS 240-100346/5		1537785	5.15	966186	7.68	471691	9.87

FB = Fluorobenzene
CBZ = Chlorobenzene-d5
DCB = 1,4-Dichlorobenzene-d4

Area Limit = 50%-200% of internal standard area
RT Limit = ± 0.5 minutes of internal standard RT

Column used to flag values outside QC limits

FORM VIII 8260B

FORM VIII

GC/MS VOA INTERNAL STANDARD AREA AND RETENTION TIME SUMMARY

Lab Name: TestAmerica Canton Job No.: 240-28436-1

SDG No.:

Sample No.: CCVIS 240-100155/3 Date Analyzed: 09/05/2013 03:16

Instrument ID: A3UX8 GC Column: DB-624 ID: 0.18(mm)

Lab File ID (Standard): UX87187.D Heated Purge: (Y/N) Y

Calibration ID: 17224

		FB		CBZ		DCB	
		AREA #	RT #	AREA #	RT #	AREA #	RT #
12/24 HOUR STD		1567175	5.16	959168	7.68	472521	9.88
UPPER LIMIT		3134350	5.66	1918336	8.18	945042	10.38
LOWER LIMIT		783588	4.66	479584	7.18	236261	9.38
LAB SAMPLE ID	CLIENT SAMPLE ID						
CCV 240-100155/4		1540332	5.15	985112	7.68	460162	9.88
LCS 240-100155/5		1584724	5.16	997473	7.68	488946	9.88
240-28469-G-11-A MS		1522610	5.16	909621	7.69	446311	9.88
240-28469-I-11-A MSD		1505262	5.16	918433	7.68	442860	9.88
MB 240-99539/1-A		1521754	5.16	953876	7.68	435473	9.88
240-28436-1	DR-SB-202-02-04	1439927	5.16	880894	7.68	399497	9.88

FB = Fluorobenzene

FB = Fluorobenzene

CBZ = Chlorobenzene-d5

CBZ = Chlorobenzene-d5

Area Limit = 50%-200% of internal standard area

DCB = 1,4-Dichlorobenzene-d4

RT Limit = ± 0.5 minutes of internal standard RT

DCB = 1,4-Dichlorobenzene-d4

Column used to flag values outside QC limits

FORM VIII 8260B

FORM VIII
GC/MS VOA INTERNAL STANDARD AREA AND RETENTION TIME SUMMARY

Lab Name: TestAmerica Canton Job No.: 240-28436-1

SDG No.:

Sample No.: CCVIS 240-100346/5 Date Analyzed: 09/06/2013 03:25

Instrument ID: A3UX8 GC Column: DB-624 ID: 0.18(mm)

Lab File ID (Standard): UX87222.D Heated Purge: (Y/N) Y

Calibration ID: 17224

		FB		CBZ		DCB	
		AREA #	RT #	AREA #	RT #	AREA #	RT #
12/24 HOUR STD		1537785	5.15	966186	7.68	471691	9.87
UPPER LIMIT		3075570	5.65	1932372	8.18	943382	10.37
LOWER LIMIT		768893	4.65	483093	7.18	235846	9.37
LAB SAMPLE ID	CLIENT SAMPLE ID						
CCV 240-100346/4		1558070	5.16	963800	7.68	462686	9.88
LCS 240-100346/6		1622732	5.16	970515	7.68	478230	9.88
MB 240-100346/7		1481520	5.16	965621	7.68	450349	9.88
240-28436-12	DR-SB-208-08-10	1424078	5.16	891338	7.68	403610	9.88
240-28436-13	DR-SB-209-04-06	1485706	5.16	907545	7.68	391149	9.88
240-28436-14	DR-SB-209-08-10	1455451	5.16	890181	7.69	387506	9.88
240-28436-15	DR-SB-210-04-06	1556254	5.15	975402	7.68	446185	9.88
240-28436-16	DR-SB-210-12-13	1419769	5.15	794785	7.68	245186	9.87
240-28436-17	DR-SB-211-04-06	1508697	5.16	888478	7.68	328441	9.88
240-28436-18	DR-SB-211-08-10	1417965	5.16	882136	7.68	398669	9.88
240-28436-19	DR-SB-212-04-06	1476633	5.16	922427	7.68	406921	9.88
MB 240-100218/1-A		1397698	5.15	895656	7.68	414281	9.87
240-28436-22	DR-SB-DUP01-0406	1445523	5.16	840383	7.68	318473	9.88
MB 240-99556/1-A		1489464	5.16	908106	7.68	423934	9.88
LCS 240-99556/2-A		1541857	5.16	928508	7.68	462990	9.88
240-28436-20	DR-SB-212-11-13	1514500	5.16	926916	7.68	418468	9.88

FB = Fluorobenzene
FB = Fluorobenzene
CBZ = Chlorobenzene-d5
CBZ = Chlorobenzene-d5
Area Limit = 50%-200% of internal standard area
DCB = 1,4-Dichlorobenzene-d4
RT Limit = ± 0.5 minutes of internal standard RT
DCB = 1,4-Dichlorobenzene-d4

Column used to flag values outside QC limits

FORM VIII 8260B

FORM V
GC/MS SEMI VOA INSTRUMENT PERFORMANCE CHECK
DECAFLUOROTRIPHENYLPHOSPHINE (DFTPP)

Lab Name: TestAmerica Canton Job No.: 240-28436-1

SDG No.:

Lab File ID: 30905001.D DFTPP Injection Date: 09/05/2013

Instrument ID: A4HP7 DFTPP Injection Time: 15:25

Analysis Batch No.: 100302

M/E	ION ABUNDANCE CRITERIA	% RELATIVE ABUNDANCE	
51	30.0- 80.0% of mass 198	36.8	
68	Less than 2.0% of mass 69	0.0	(0.0)1
69	Mass 69 relative abundance	43.4	
70	Less than 2.0% of mass 69	0.2	(0.6)1
127	25.0 - 75.0% of mass 198	47.5	
197	Less than 1.0% of mass 198	0.3	
198	Base Peak, 100% relative abundance	100.0	
199	5.0 to 9.0% of mass 198	6.7	
275	10.0- 30.0% of mass 198	25.3	
365	Greater than 0.75% of mass 198	2.7	
441	Present, but less than mass 443	9.2	
442	40.0 - 110.0% of mass 198	62.8	
443	15.0 - 24.0% of mass 442	11.6	(18.5)2

1-Value is % mass 69 2-Value is % mass 442

THIS CHECK APPLIES TO THE FOLLOWING SAMPLES, MS, MSD, BLANKS AND STANDARDS:

CLIENT SAMPLE ID	LAB SAMPLE ID	LAB FILE ID	DATE ANALYZED	TIME ANALYZED
	STD5 240-100302/2	30905002.D	09/05/2013	15:47
	STD4 240-100302/3	30905003.D	09/05/2013	16:17
	STD3 240-100302/4	30905004.D	09/05/2013	16:42
	STD2 240-100302/5	30905005.D	09/05/2013	17:07
	STD1 240-100302/6	30905006.D	09/05/2013	17:32
	STD9 240-100302/7	30905007.D	09/05/2013	17:56
	STD8 240-100302/8	30905008.D	09/05/2013	18:21
	STD7 240-100302/9	30905009.D	09/05/2013	18:46
	STD6 240-100302/10	30905010.D	09/05/2013	19:11
	ICV 240-100302/11	30905011.D	09/05/2013	19:36

FORM VI
GC/MS SEMI VOA INITIAL CALIBRATION DATA
INTERNAL STANDARD CURVE EVALUATION

Lab Name: TestAmerica Canton Job No.: 240-28436-1 Analy Batch No.: 100302

SDG No.:

Instrument ID: A4HP7 GC Column: RXI-5SILMS ID: 0.45(mm) Heated Purge: (Y/N) N

Calibration Start Date: 09/05/2013 15:47 Calibration End Date: 09/05/2013 19:11 Calibration ID: 17254

Calibration Files:

LEVEL:	LAB SAMPLE ID:	LAB FILE ID:
Level 1	STD1 240-100302/6	30905006.D
Level 2	STD2 240-100302/5	30905005.D
Level 3	STD3 240-100302/4	30905004.D
Level 4	STD4 240-100302/3	30905003.D
Level 5	STD5 240-100302/2	30905002.D
Level 6	STD6 240-100302/10	30905010.D
Level 7	STD7 240-100302/9	30905009.D
Level 8	STD8 240-100302/8	30905008.D
Level 9	STD9 240-100302/7	30905007.D

ANALYTE	RRF					CURVE TYPE	COEFFICIENT			#	MIN RRF	%RSD	#	MAX %RSD	R^2 OR COD	#	MIN R^2 OR COD
	LVL 1 LVL 6	LVL 2 LVL 7	LVL 3 LVL 8	LVL 4 LVL 9	LVL 5		B	M1	M2								
1,4-Dioxane	0.5712	0.5686 0.5151	0.5563 0.5895	0.5026 0.5817	0.5238	Ave		0.5511				6.0		20.0			
N-Nitrosodimethylamine	0.8050	0.6484 0.8110	0.5761 0.8324	0.6865 0.8465	0.7278	Ave		0.7417				13.0		20.0			
Pyridine	1.3442	1.0642 1.2172	1.1215 1.4796	1.2156 1.4257	1.3409	Ave		1.2761				11.0		20.0			
Benzaldehyde	1.3064 1.2477	1.1483 1.1909	1.1951 1.2581	1.2038 1.2206	1.2396	Ave		1.2234			0.0100	3.7		20.0			
Phenol	1.8189	1.6269 1.7544	1.7417 1.8976	1.7447 1.8785	1.7628	Ave		1.7782			0.8000	4.9		20.0			
Aniline	2.1016	2.0153 2.0340	2.0328 2.1870	2.0892 2.1722	2.0594	Ave		2.0864				3.1		20.0			
Bis(2-chloroethyl)ether	1.4132	1.2528 1.3751	1.2571 1.4983	1.4050 1.4705	1.3829	Ave		1.3819			0.7000	6.4		20.0			
2-Chlorophenol	1.3700	1.2224 1.3134	1.2742 1.4157	1.2917 1.4276	1.2661	Ave		1.3227			0.8000	5.6		20.0			
1,3-Dichlorobenzene	1.4696	1.3499 1.4209	1.4323 1.5519	1.4055 1.5468	1.3668	Ave		1.4430				5.2		20.0			
1,4-Dichlorobenzene	1.4605	1.4126 1.4468	1.4185 1.5895	1.4339 1.5926	1.4380	Ave		1.4741				5.0		20.0			
Benzyl alcohol	0.9188	0.8913 0.8958	0.8598 0.9820	0.8924 0.9866	0.8825	Ave		0.9137				5.1		20.0			
1,2-Dichlorobenzene	1.4162	1.2775 1.3775	1.3253 1.5068	1.3286 1.4932	1.3578	Ave		1.3854				5.9		20.0			
2-Methylphenol	1.2798	1.2746 1.2365	1.2087 1.3388	1.2331 1.3212	1.2419	Ave		1.2668			0.7000	3.6		20.0			

Note: The m1 coefficient is the same as Ave RRF for an Ave curve type.

FORM VI
GC/MS SEMI VOA INITIAL CALIBRATION DATA
INTERNAL STANDARD CURVE EVALUATION

Lab Name: TestAmerica Canton Job No.: 240-28436-1 Analy Batch No.: 100302

SDG No.:

Instrument ID: A4HP7 GC Column: RXI-5SILMS ID: 0.45(mm) Heated Purge: (Y/N) N

Calibration Start Date: 09/05/2013 15:47 Calibration End Date: 09/05/2013 19:11 Calibration ID: 17254

ANALYTE	RRF					CURVE TYPE	COEFFICIENT			#	MIN RRF	%RSD	#	MAX %RSD	R^2 OR COD	#	MIN R^2 OR COD
	LVL 1 LVL 6	LVL 2 LVL 7	LVL 3 LVL 8	LVL 4 LVL 9	LVL 5		B	M1	M2								
2,2'-oxybis[1-chloropropane]	1.4209	1.4467 1.3490	1.4403 1.4732	1.4104 1.4467	1.3743	Ave		1.4202				2.9		20.0			
Indene	2.5742	2.4346 2.5225	2.3906 2.7468	2.4238 2.5461	2.4529	Ave		2.5114				4.6		20.0			
3 & 4 Methylphenol	1.3879	1.2753 1.3244	1.2899 1.4567	1.3132 1.4158	1.3082	Ave		1.3464				4.9		20.0			
N-Nitrosodi-n-propylamine	1.0723	0.9822 1.0121	1.0318 1.1058	1.0746 1.0951	1.0236	Ave		1.0497			0.5000	4.2		20.0			
Acetophenone	2.1078	2.0780 2.0389	2.0072 2.1691	2.0310 2.1975	1.9786	Ave		2.0760			0.0100	3.7		20.0			
Hexachloroethane	0.6255	0.6045 0.6205	0.6300 0.6605	0.5989 0.6668	0.5932	Ave		0.6250			0.3000	4.3		20.0			
Nitrobenzene	0.4098	0.4028 0.4067	0.3975 0.4451	0.3945 0.4365	0.4102	Ave		0.4129			0.2000	4.4		20.0			
Isophorone	0.7061	0.6629 0.6987	0.6728 0.7728	0.6916 0.7575	0.6711	Ave		0.7042			0.4000	5.8		20.0			
2-Nitrophenol	0.1737	0.1327 0.1794	0.1438 0.1929	0.1572 0.1890	0.1647	Ave		0.1667			0.1000	13.0		20.0			
2,4-Dimethylphenol	0.3010	0.3335 0.2854	0.3273 0.3047	0.2790 0.3015	0.3039	Ave		0.3045			0.2000	6.1		20.0			
Benzoic acid	0.1903	+++++ 0.2061	0.1165 0.1744	0.1398 +++++	0.1656	Ave		0.1655				20.0		20.0			
Bis(2-chloroethoxy)methane	0.4030	0.3919 0.3980	0.3987 0.4362	0.3985 0.4275	0.3906	Ave		0.4055			0.3000	4.2		20.0			
2,4-Dichlorophenol	0.2677	0.2395 0.2746	0.2508 0.2980	0.2515 0.2972	0.2647	Ave		0.2680			0.2000	8.0		20.0			
1,2,4-Trichlorobenzene	0.3052	0.3042 0.3078	0.2921 0.3394	0.2999 0.3368	0.2928	Ave		0.3098				5.9		20.0			
Naphthalene	1.0085 0.9653	0.9225 0.9831	0.9326 1.0949	0.9319 1.0493	0.9584	Ave		0.9829			0.7000	5.9		20.0			
4-Chloroaniline	0.3979	0.3745 0.4048	0.3923 0.4484	0.3940 0.4453	0.3878	Ave		0.4056			0.0100	6.6		20.0			
Hexachlorobutadiene	0.1816	0.1758 0.1891	0.1761 0.2063	0.1899 0.2056	0.1821	Ave		0.1883			0.0100	6.4		20.0			
Caprolactam	0.0898	0.0924 0.0847	0.0933 0.0930	0.0990 0.0911	0.0974	Ave		0.0926			0.0100	4.8		20.0			
4-Chloro-3-methylphenol	0.3327	0.3157 0.3327	0.3153 0.3634	0.3239 0.3632	0.3207	Ave		0.3335			0.2000	5.9		20.0			
2-Methylnaphthalene	0.6877 0.6502	0.6235 0.6601	0.6208 0.7330	0.6233 0.7306	0.6207	Ave		0.6611			0.4000	7.0		20.0			

Note: The m1 coefficient is the same as Ave RRF for an Ave curve type.

FORM VI

GC/MS SEMI VOA INITIAL CALIBRATION DATA

INTERNAL STANDARD CURVE EVALUATION

Lab Name: TestAmerica Canton Job No.: 240-28436-1 Analy Batch No.: 100302

SDG No.:

Instrument ID: A4HP7 GC Column: RXI-5SILMS ID: 0.45(mm) Heated Purge: (Y/N) N

Calibration Start Date: 09/05/2013 15:47 Calibration End Date: 09/05/2013 19:11 Calibration ID: 17254

ANALYTE	RRF					CURVE TYPE	COEFFICIENT			#	MIN RRF	%RSD	#	MAX %RSD	R^2 OR COD	#	MIN R^2 OR COD
	LVL 1 LVL 6	LVL 2 LVL 7	LVL 3 LVL 8	LVL 4 LVL 9	LVL 5		B	M1	M2								
1-Methylnaphthalene	0.6584 0.6041	0.5732 0.6145	0.5922 0.6850	0.5628 0.6788	0.5852	Ave		0.6172				7.4		20.0			
Hexachlorocyclopentadiene	0.2934	0.2561 0.3434	0.2806 0.3835	0.3093 0.3854	0.3112	Ave		0.3204			0.0500	15.0		20.0			
1,2,4,5-Tetrachlorobenzene	0.5196	0.5038 0.5357	0.5183 0.5836	0.5315 0.5907	0.5214	Ave		0.5381			0.0100	5.9		20.0			
2,4,6-Trichlorophenol	0.3370	0.2892 0.3365	0.3191 0.3716	0.3241 0.3704	0.3176	Ave		0.3332			0.2000	8.3		20.0			
2,4,5-Trichlorophenol	0.3478	0.3172 0.3530	0.3316 0.3890	0.3402 0.3900	0.3337	Ave		0.3503			0.2000	7.6		20.0			
1,1'-Biphenyl	1.5149 1.3393	1.2733 1.3894	1.3411 1.5194	1.3259 1.5495	1.2985	Ave		1.3946			0.0100	7.5		20.0			
2-Chloronaphthalene	1.1504 1.0135	0.9770 1.0473	1.0099 1.1366	1.0169 1.1616	1.0055	Ave		1.0576			0.8000	6.8		20.0			
2-Nitroaniline	0.3773	0.2958 0.3766	0.3527 0.4042	0.3491 0.4003	0.3539	Ave		0.3638			0.0100	9.5		20.0			
Dimethyl phthalate	1.1853	1.1474 1.1918	1.1662 1.2895	1.1447 1.3011	1.1362	Ave		1.1953			0.0100	5.4		20.0			
1,3-Dinitrobenzene	0.1894	0.1233 0.1956	0.1507 0.2143	0.1609 0.2157	0.1717	Ave		0.1777				18.0		20.0			
2,6-Dinitrotoluene	0.2697	0.2221 0.2680	0.2199 0.2922	0.2537 0.2887	0.2607	Ave		0.2594				10.0		20.0			
Acenaphthylene	1.8628 1.6277	1.5711 1.6844	1.5857 1.8582	1.5949 1.6980	1.5732	Ave		1.6729			0.9000	6.9		20.0			
3-Nitroaniline	0.2895	0.2140 0.2933	0.2491 0.3158	0.2780 0.3126	0.2724	Ave		0.2781			0.0100	12.0		20.0			
2,4-Dinitrophenol	0.1784	0.0641 0.1983	0.0900 0.2165	0.1210 0.2155	0.1442	Lin1	-0.228	0.2098			0.0100				0.9910		0.9900
Acenaphthene	1.3244 1.0593	1.0343 1.0932	1.0738 1.1954	1.0596 1.1960	1.0330	Ave		1.1188			0.9000	8.8		20.0			
4-Nitrophenol	0.2186	0.1777 0.2237	0.1926 0.2486	0.2029 0.2445	0.2149	Ave		0.2155				11.0		20.0			
2,4-Dinitrotoluene	0.3619	0.2770 0.3649	0.3015 0.4023	0.3056 0.3960	0.3386	Ave		0.3435			0.2000	13.0		20.0			
Dibenzofuran	1.5503 1.4763	1.4218 1.5132	1.4201 1.6553	1.4350 1.6302	1.3984	Ave		1.5001			0.8000	6.3		20.0			
2,3,4,6-Tetrachlorophenol	0.3108	0.2624 0.3113	0.2777 0.3388	0.2804 0.3450	0.2951	Ave		0.3027			0.0100	9.7		20.0			
Diethyl phthalate	1.1412	1.1608 1.1591	1.1386 1.2968	1.1621 1.2876	1.1318	Ave		1.1847			0.0100	5.7		20.0			

Note: The m1 coefficient is the same as Ave RRF for an Ave curve type.

FORM VI
GC/MS SEMI VOA INITIAL CALIBRATION DATA
INTERNAL STANDARD CURVE EVALUATION

Lab Name: TestAmerica Canton Job No.: 240-28436-1 Analy Batch No.: 100302

SDG No.:

Instrument ID: A4HP7 GC Column: RXI-5SILMS ID: 0.45(mm) Heated Purge: (Y/N) N

Calibration Start Date: 09/05/2013 15:47 Calibration End Date: 09/05/2013 19:11 Calibration ID: 17254

ANALYTE	RRF					CURVE TYPE	COEFFICIENT			#	MIN RRF	%RSD	#	MAX %RSD	R^2 OR COD	#	MIN R^2 OR COD
	LVL 1 LVL 6	LVL 2 LVL 7	LVL 3 LVL 8	LVL 4 LVL 9	LVL 5		B	M1	M2								
4-Chlorophenyl phenyl ether	0.6105	0.6016 0.6296	0.5734 0.6909	0.6178 0.6824	0.5840	Ave		0.6238			0.4000	6.9		20.0			
4-Nitroaniline	0.2911	0.2132 0.2955	0.2554 0.3217	0.2835 0.3259	0.2626	Ave		0.2811			0.0100	13.0		20.0			
Fluorene	1.2141 1.2233	1.1793 1.2772	1.2016 1.3806	1.2013 1.3824	1.1674	Ave		1.2474			0.9000	6.6		20.0			
4,6-Dinitro-2-methylphenol	0.1402	0.0662 0.1493	0.0782 0.1654	0.1010 0.1605	0.1128	Lin1	-0.148	0.1584			0.0100				0.9930		0.9900
N-Nitrosodiphenylamine	0.5363	0.5026 0.5484	0.4891 0.5752	0.4987 0.5276	0.4985	Ave		0.5221			0.0100	5.8		20.0			
1,2-Diphenylhydrazine(as Azobenzene)	0.8514	0.7969 0.8578	0.7876 0.9249	0.7928 0.8827	0.8013	Ave		0.8368				6.0		20.0			
Azobenzene	0.8514	0.7969 0.8578	0.7876 0.9249	0.7917 0.8827	0.8013	Ave		0.8368				6.0		20.0			
4-Bromophenyl phenyl ether	0.2003	0.1797 0.2021	0.1819 0.2210	0.1836 0.2179	0.1866	Ave		0.1966			0.1000	8.3		20.0			
Hexachlorobenzene	0.2053 0.1964	0.1782 0.1992	0.1899 0.2216	0.1861 0.2207	0.1826	Ave		0.1978			0.1000	7.9		20.0			
Atrazine	0.1815	0.1889 0.1760	0.1887 0.1867	0.1750 0.1777	0.1813	Ave		0.1820			0.0100	3.1		20.0			
Pentachlorophenol	0.1429	0.1096 0.1472	0.1117 0.1632	0.1168 0.1585	0.1300	Ave		0.1350			0.0500	16.0		20.0			
Phenanthrene	1.1771 1.0427	0.9608 1.0515	0.9787 1.1474	0.9858 1.0282	0.9888	Ave		1.0401			0.7000	7.3		20.0			
Anthracene	1.1796 1.0505	0.9709 1.0960	0.9808 1.1568	0.9829 1.0915	0.9977	Ave		1.0563			0.7000	7.5		20.0			
Carbazole	0.9137	0.8860 0.9376	0.9023 1.0350	0.8930 0.9563	0.8462	Ave		0.9213			0.0100	6.2		20.0			
Di-n-butyl phthalate	1.1504	0.9854 1.1933	0.9905 1.2364	0.9710 1.1351	1.0389	Ave		1.0876			0.0100	9.5		20.0			
Fluoranthene	1.2708 1.1643	1.0474 1.2243	1.0853 1.3485	1.0597 1.2446	1.0753	Ave		1.1689			0.6000	9.3		20.0			
Benzidine	0.1944	0.1790 +++++	0.1860 +++++	0.2178 +++++	0.1785	Ave		0.1911				8.5		20.0			
Pyrene	1.1930 1.0520	1.0028 1.0643	1.0547 1.1753	1.0140 1.1037	1.0157	Ave		1.0751			0.6000	6.4		20.0			
Butyl benzyl phthalate	0.4499	0.3765 0.4499	0.4022 0.4944	0.4262 0.4882	0.4320	Ave		0.4399			0.0100	9.1		20.0			
3,3'-Dichlorobenzidine	0.3517	0.2636 0.3624	0.2985 0.3971	0.3161 0.3997	0.3223	Ave		0.3389			0.0100	14.0		20.0			

Note: The m1 coefficient is the same as Ave RRF for an Ave curve type.

FORM VI
GC/MS SEMI VOA INITIAL CALIBRATION DATA
INTERNAL STANDARD CURVE EVALUATION

Lab Name: TestAmerica Canton Job No.: 240-28436-1 Analy Batch No.: 100302

SDG No.:

Instrument ID: A4HP7 GC Column: RXI-5SILMS ID: 0.45(mm) Heated Purge: (Y/N) N

Calibration Start Date: 09/05/2013 15:47 Calibration End Date: 09/05/2013 19:11 Calibration ID: 17254

ANALYTE	RRF					CURVE TYPE	COEFFICIENT			#	MIN RRF	%RSD	#	MAX %RSD	R^2 OR COD	#	MIN R^2 OR COD
	LVL 1 LVL 6	LVL 2 LVL 7	LVL 3 LVL 8	LVL 4 LVL 9	LVL 5		B	M1	M2								
Bis(2-ethylhexyl) phthalate	0.6305	0.4990 0.6387	0.5549 0.7008	0.5993 0.6827	0.5923	Ave		0.6123			0.0100	11.0		20.0			
Benzo[a]anthracene	1.1595 1.0291	0.9190 1.0393	1.0010 1.1441	0.9967 1.1398	0.9882	Ave		1.0463			0.8000	8.0		20.0			
Chrysene	1.0322 0.9732	0.9078 0.9750	0.9294 1.0698	0.9332 1.0807	0.9289	Ave		0.9811			0.7000	6.6		20.0			
Di-n-octyl phthalate	1.2090	0.8186 1.2747	0.9596 1.4160	1.0323 1.4351	1.1930	Ave		1.1673			0.0100	19.0		20.0			
Benzo[b]fluoranthene	0.9564 1.0435	0.8962 1.1110	0.9510 1.2152	0.9762 1.2198	1.0377	Ave		1.0452			0.7000	11.0		20.0			
Benzo[k]fluoranthene	1.2159 1.1259	0.9920 1.1613	1.0093 1.3230	1.0436 1.3339	1.0494	Ave		1.1394			0.7000	11.0		20.0			
Benzo[a]pyrene	1.0798 1.0075	0.8832 1.0492	0.9154 1.1671	0.9375 1.1762	0.9839	Ave		1.0222			0.7000	10.0		20.0			
Indeno[1,2,3-cd]pyrene	1.1882 1.1297	0.9779 1.1565	1.0537 1.2838	1.1165 1.2928	1.1195	Ave		1.1465			0.5000	8.8		20.0			
Dibenzo(a,h)anthracene	1.0331 0.9525	0.8453 0.9915	0.8734 1.1103	0.9190 1.1240	0.9506	Ave		0.9777			0.4000	9.9		20.0			
Benzo[g,h,i]perylene	1.0207 0.9283	0.9051 0.9504	0.8934 1.0518	0.9461 1.0538	0.9496	Ave		0.9666			0.5000	6.3		20.0			
2-Fluorophenol (Surr)	1.3313	1.1342 1.2852	1.2592 1.4077	1.3403 1.4053	1.2992	Ave		1.3078				6.7		20.0			
Phenol-d5 (Surr)	1.7946	1.7109 1.7351	1.7202 1.8677	1.7163 1.8473	1.7185	Ave		1.7638				3.6		20.0			
Nitrobenzene-d5 (Surr)	0.4619 0.4166	0.4147 0.4201	0.4122 0.4600	0.4250 0.4530	0.4358	Ave		0.4333				4.6		20.0			
2-Fluorobiphenyl (Surr)	1.3100 1.1932	1.1515 1.2364	1.2142 1.3557	1.2026 1.3816	1.1649	Ave		1.2456				6.7		20.0			
2,4,6-Tribromophenol (Surr)	0.1467	0.1111 0.1558	0.1343 0.1700	0.1378 0.1710	0.1471	Ave		0.1467				13.0		20.0			
Terphenyl-d14 (Surr)	0.7506 0.6317	0.5864 0.6506	0.6180 0.7230	0.6153 0.7144	0.6117	Ave		0.6557				8.9		20.0			

Note: The m1 coefficient is the same as Ave RRF for an Ave curve type.

FORM V
GC/MS SEMI VOA INSTRUMENT PERFORMANCE CHECK
DECAFLUOROTRIPHENYLPHOSPHINE (DFTPP)

Lab Name: TestAmerica Canton Job No.: 240-28436-1

SDG No.:

Lab File ID: 30910001.D DFTPP Injection Date: 09/10/2013

Instrument ID: A4HP7 DFTPP Injection Time: 09:35

Analysis Batch No.: 100796

M/E	ION ABUNDANCE CRITERIA	% RELATIVE ABUNDANCE	
51	30.0- 80.0% of mass 198	36.2	
68	Less than 2.0% of mass 69	0.0	(0.0)1
69	Mass 69 relative abundance	42.3	
70	Less than 2.0% of mass 69	0.2	(0.5)1
127	25.0 - 75.0% of mass 198	48.3	
197	Less than 1.0% of mass 198	0.1	
198	Base Peak, 100% relative abundance	100.0	
199	5.0 to 9.0% of mass 198	6.6	
275	10.0- 30.0% of mass 198	25.9	
365	Greater than 0.75% of mass 198	2.7	
441	Present, but less than mass 443	10.0	
442	40.0 - 110.0% of mass 198	65.6	
443	15.0 - 24.0% of mass 442	12.2	(18.6)2

1-Value is % mass 69 2-Value is % mass 442

THIS CHECK APPLIES TO THE FOLLOWING SAMPLES, MS, MSD, BLANKS AND STANDARDS:

CLIENT SAMPLE ID	LAB SAMPLE ID	LAB FILE ID	DATE ANALYZED	TIME ANALYZED
	CCVIS 240-100796/2	30910002.D	09/10/2013	09:59
	CCV 240-100796/3	30910003.D	09/10/2013	10:24
	MB 240-100408/23-A	30910004.D	09/10/2013	10:48
	LCS 240-100408/24-A	30910005.D	09/10/2013	11:13

FORM VII
GC/MS SEMI VOA CONTINUING CALIBRATION DATA

Lab Name: TestAmerica Canton Job No.: 240-28436-1

SDG No.:

Lab Sample ID: CCVIS 240-100796/2 Calibration Date: 09/10/2013 09:59

Instrument ID: A4HP7 Calib Start Date: 09/05/2013 15:47

GC Column: RXI-5SILMS ID: 0.45(mm) Calib End Date: 09/05/2013 19:11

Lab File ID: 30910002.D Conc. Units: ng/uL

ANALYTE	CURVE TYPE	AVE RRF	RRF	MIN RRF	CALC AMOUNT	SPIKE AMOUNT	%D	MAX %D
1,4-Dioxane	Ave	0.5511	0.5577		10.1	10.0	1.2	20.0
N-Nitrosodimethylamine	Ave	0.7417	0.7555		10.2	10.0	1.9	20.0
Pyridine	Ave	1.276	1.386		10.9	10.0	8.6	20.0
Benzaldehyde	Ave	1.223	1.164	0.0100	19.0	20.0	-4.8	20.0
Phenol	Ave	1.778	1.743	0.8000	9.80	10.0	-2.0	20.0
Aniline	Ave	2.086	2.061		9.88	10.0	-1.2	20.0
Bis(2-chloroethyl)ether	Ave	1.382	1.350	0.7000	9.77	10.0	-2.3	20.0
2-Chlorophenol	Ave	1.323	1.334	0.8000	10.1	10.0	0.8	20.0
1,3-Dichlorobenzene	Ave	1.443	1.437		9.96	10.0	-0.4	20.0
1,4-Dichlorobenzene	Ave	1.474	1.451		9.84	10.0	-1.6	20.0
Benzyl alcohol	Ave	0.9137	0.8053		8.81	10.0	-11.9	20.0
1,2-Dichlorobenzene	Ave	1.385	1.377		9.94	10.0	-0.6	20.0
2-Methylphenol	Ave	1.267	1.222	0.7000	9.65	10.0	-3.5	20.0
2,2'-oxybis[1-chloropropane]	Ave	1.420	1.347		9.49	10.0	-5.1	20.0
Indene	Ave	2.511	2.510		20.0	20.0	-0.0	20.0
3 & 4 Methylphenol	Ave	1.346	1.257		9.34	10.0	-6.6	20.0
N-Nitrosodi-n-propylamine	Ave	1.050	0.9435	0.5000	8.99	10.0	-10.1	20.0
Acetophenone	Ave	2.076	1.976	0.0100	9.52	10.0	-4.8	20.0
Hexachloroethane	Ave	0.6250	0.6061	0.3000	9.70	10.0	-3.0	20.0
Nitrobenzene	Ave	0.4129	0.4064	0.2000	9.84	10.0	-1.6	20.0
Isophorone	Ave	0.7042	0.6739	0.4000	9.57	10.0	-4.3	20.0
2-Nitrophenol	Ave	0.1667	0.1753	0.1000	10.5	10.0	5.1	20.0
2,4-Dimethylphenol	Ave	0.3045	0.2862	0.2000	9.40	10.0	-6.0	20.0
Benzoic acid	Ave	0.1655	0.1949		23.6	20.0	17.8	20.0
Bis(2-chloroethoxy)methane	Ave	0.4055	0.3898	0.3000	9.61	10.0	-3.9	20.0
2,4-Dichlorophenol	Ave	0.2680	0.2753	0.2000	10.3	10.0	2.7	20.0
1,2,4-Trichlorobenzene	Ave	0.3098	0.3124		10.1	10.0	0.8	20.0
Naphthalene	Ave	0.9829	0.9661	0.7000	9.83	10.0	-1.7	20.0
4-Chloroaniline	Ave	0.4056	0.4048	0.0100	9.98	10.0	-0.2	20.0
Hexachlorobutadiene	Ave	0.1883	0.1847	0.0100	9.81	10.0	-1.9	20.0
Caprolactam	Ave	0.0926	0.1006	0.0100	21.7	20.0	8.6	20.0
4-Chloro-3-methylphenol	Ave	0.3335	0.3139	0.2000	9.41	10.0	-5.9	20.0
2-Methylnaphthalene	Ave	0.6611	0.6368	0.4000	9.63	10.0	-3.7	20.0
1-Methylnaphthalene	Ave	0.6172	0.5842		9.47	10.0	-5.3	20.0
Hexachlorocyclopentadiene	Ave	0.3204	0.3121	0.0500	9.74	10.0	-2.6	20.0
1,2,4,5-Tetrachlorobenzene	Ave	0.5381	0.5303	0.0100	9.85	10.0	-1.5	20.0
2,4,6-Trichlorophenol	Ave	0.3332	0.3307	0.2000	9.93	10.0	-0.7	20.0
2,4,5-Trichlorophenol	Ave	0.3503	0.3540	0.2000	10.1	10.0	1.0	20.0
1,1'-Biphenyl	Ave	1.395	1.345	0.0100	9.64	10.0	-3.6	20.0
2-Chloronaphthalene	Ave	1.058	1.046	0.8000	9.89	10.0	-1.1	20.0
2-Nitroaniline	Ave	0.3638	0.3612	0.0100	9.93	10.0	-0.7	20.0

FORM VII
GC/MS SEMI VOA CONTINUING CALIBRATION DATA

Lab Name: TestAmerica Canton Job No.: 240-28436-1

SDG No.:

Lab Sample ID: CCVIS 240-100796/2 Calibration Date: 09/10/2013 09:59

Instrument ID: A4HP7 Calib Start Date: 09/05/2013 15:47

GC Column: RXI-5SILMS ID: 0.45(mm) Calib End Date: 09/05/2013 19:11

Lab File ID: 30910002.D Conc. Units: ng/uL

ANALYTE	CURVE TYPE	AVE RRF	RRF	MIN RRF	CALC AMOUNT	SPIKE AMOUNT	%D	MAX %D
Dimethyl phthalate	Ave	1.195	1.181	0.0100	9.88	10.0	-1.2	20.0
1,3-Dinitrobenzene	Ave	0.1777	0.1932		10.9	10.0	8.7	20.0
2,6-Dinitrotoluene	Ave	0.2594	0.2706		10.4	10.0	4.3	20.0
Acenaphthylene	Ave	1.673	1.619	0.9000	9.68	10.0	-3.2	20.0
3-Nitroaniline	Ave	0.2781	0.3012	0.0100	10.8	10.0	8.3	20.0
2,4-Dinitrophenol	Lin1		0.1854	0.0100	18.8	20.0	-6.2	20.0
Acenaphthene	Ave	1.119	1.076	0.9000	9.62	10.0	-3.8	20.0
4-Nitrophenol	Ave	0.2155	0.2020		18.7	20.0	-6.3	20.0
2,4-Dinitrotoluene	Ave	0.3435	0.3625	0.2000	10.6	10.0	5.6	20.0
Dibenzofuran	Ave	1.500	1.476	0.8000	9.84	10.0	-1.6	20.0
2,3,4,6-Tetrachlorophenol	Ave	0.3027	0.2878	0.0100	9.51	10.0	-4.9	20.0
Diethyl phthalate	Ave	1.185	1.150	0.0100	9.71	10.0	-2.9	20.0
4-Chlorophenyl phenyl ether	Ave	0.6238	0.6211	0.4000	9.96	10.0	-0.4	20.0
4-Nitroaniline	Ave	0.2811	0.3061	0.0100	10.9	10.0	8.9	20.0
Fluorene	Ave	1.247	1.233	0.9000	9.88	10.0	-1.2	20.0
4,6-Dinitro-2-methylphenol	Lin1		0.1367	0.0100	18.2	20.0	-9.0	20.0
N-Nitrosodiphenylamine	Ave	0.5221	0.5450	0.0100	20.9	20.0	4.4	20.0
1,2-Diphenylhydrazine(as Azobenzene)	Ave	0.8368	0.8327		9.95	10.0	-0.5	20.0
4-Bromophenyl phenyl ether	Ave	0.1966	0.2007	0.1000	10.2	10.0	2.1	20.0
Hexachlorobenzene	Ave	0.1978	0.1980	0.1000	10.0	10.0	0.1	20.0
Atrazine	Ave	0.1820	0.1879	0.0100	20.6	20.0	3.2	20.0
Pentachlorophenol	Ave	0.1350	0.1386	0.0500	20.5	20.0	2.7	20.0
Phenanthrene	Ave	1.040	1.022	0.7000	9.83	10.0	-1.7	20.0
Anthracene	Ave	1.056	1.050	0.7000	9.94	10.0	-0.6	20.0
Carbazole	Ave	0.9213	0.9512	0.0100	10.3	10.0	3.2	20.0
Di-n-butyl phthalate	Ave	1.088	1.162	0.0100	10.7	10.0	6.9	20.0
Fluoranthene	Ave	1.169	1.196	0.6000	10.2	10.0	2.3	20.0
Benzidine	Ave	0.1911	0.1943		20.3	20.0	1.7	20.0
Pyrene	Ave	1.075	1.063	0.6000	9.89	10.0	-1.1	20.0
Butyl benzyl phthalate	Ave	0.4399	0.4479	0.0100	10.2	10.0	1.8	20.0
3,3'-Dichlorobenzidine	Ave	0.3389	0.3615	0.0100	21.3	20.0	6.7	20.0
Bis(2-ethylhexyl) phthalate	Ave	0.6123	0.6273	0.0100	10.2	10.0	2.5	20.0
Benzo[a]anthracene	Ave	1.046	1.033	0.8000	9.87	10.0	-1.3	20.0
Chrysene	Ave	0.9811	0.9684	0.7000	9.87	10.0	-1.3	20.0
Di-n-octyl phthalate	Ave	1.167	1.231	0.0100	10.5	10.0	5.5	20.0
Benzo[b]fluoranthene	Ave	1.045	1.104	0.7000	10.6	10.0	5.6	20.0
Benzo[k]fluoranthene	Ave	1.139	1.136	0.7000	9.97	10.0	-0.3	20.0
Benzo[a]pyrene	Ave	1.022	1.029	0.7000	10.1	10.0	0.6	20.0
Indeno[1,2,3-cd]pyrene	Ave	1.147	1.139	0.5000	9.93	10.0	-0.7	20.0
Dibenzo(a,h)anthracene	Ave	0.9777	0.9538	0.4000	9.76	10.0	-2.4	20.0

FORM VII
GC/MS SEMI VOA CONTINUING CALIBRATION DATA

Lab Name: TestAmerica Canton Job No.: 240-28436-1

SDG No.:

Lab Sample ID: CCVIS 240-100796/2 Calibration Date: 09/10/2013 09:59

Instrument ID: A4HP7 Calib Start Date: 09/05/2013 15:47

GC Column: RXI-5SILMS ID: 0.45(mm) Calib End Date: 09/05/2013 19:11

Lab File ID: 30910002.D Conc. Units: ng/uL

ANALYTE	CURVE TYPE	AVE RRF	RRF	MIN RRF	CALC AMOUNT	SPIKE AMOUNT	%D	MAX %D
Benzo[g,h,i]perylene	Ave	0.9666	0.9449	0.5000	9.78	10.0	-2.2	20.0
2-Fluorophenol (Surr)	Ave	1.308	1.342		10.3	10.0	2.6	20.0
Phenol-d5 (Surr)	Ave	1.764	1.728		9.80	10.0	-2.0	20.0
Nitrobenzene-d5 (Surr)	Ave	0.4333	0.4231		9.76	10.0	-2.4	20.0
2-Fluorobiphenyl (Surr)	Ave	1.246	1.214		9.75	10.0	-2.5	20.0
2,4,6-Tribromophenol (Surr)	Ave	0.1467	0.1532		10.4	10.0	4.4	20.0
Terphenyl-d14 (Surr)	Ave	0.6557	0.6428		9.80	10.0	-2.0	20.0

FORM IV
GC/MS SEMI VOA METHOD BLANK SUMMARY

Lab Name: TestAmerica Canton Job No.: 240-28436-1

SDG No.:

Lab File ID: 30910004.D Lab Sample ID: MB 240-100408/23-A

Matrix: Solid Date Extracted: 09/06/2013 09:50

Instrument ID: A4HP7 Date Analyzed: 09/10/2013 10:48

Level:(Low/Med) Low

THIS METHOD BLANK APPLIES TO THE FOLLOWING SAMPLES:

CLIENT SAMPLE ID	LAB SAMPLE ID	LAB FILE ID	DATE ANALYZED
	LCS 240-100408/24-A	30910005.D	09/10/2013 11:13
DR-SB-205-10-12	240-28436-6	30911011.D	09/11/2013 13:10
DR-SB-202-06-08	240-28436-2	30911012.D	09/11/2013 13:35
DR-SB-206-04-06	240-28436-7	30911015.D	09/11/2013 14:51
DR-SB-204-08-10	240-28436-4	30911016.D	09/11/2013 15:16
DR-SB-202-02-04	240-28436-1	30911021.D	09/11/2013 17:22
DR-SB-204-02-04	240-28436-3	30911022.D	09/11/2013 17:48
DR-SB-205-06-08	240-28436-5	30911026.D	09/11/2013 19:29
DR-SB-206-08-10	240-28436-8	30911028.D	09/11/2013 20:19

FORM I
GC/MS SEMI VOA ORGANICS ANALYSIS DATA SHEET

Lab Name: TestAmerica Canton | Job No.: 240-28436-1

SDG No.:

Client Sample ID: | Lab Sample ID: MB 240-100408/23-A

Matrix: Solid | Lab File ID: 30910004.D

Analysis Method: 8270D | Date Collected:

Extract. Method: 3540C | Date Extracted: 09/06/2013 09:50

Sample wt/vol: 30.00(g) | Date Analyzed: 09/10/2013 10:48

Con. Extract Vol.: 2(mL) | Dilution Factor: 1

Injection Volume: 1(uL) | Level: (low/med) Low

% Moisture: | GPC Cleanup:(Y/N) N

Analysis Batch No.: 100796 | Units: ug/Kg

CAS NO.	COMPOUND NAME	RESULT	Q	RL	MDL
92-52-4	1,1'-Biphenyl	50	U	50	3.5
88-06-2	2,4,6-Trichlorophenol	150	U	150	8.9
95-95-4	2,4,5-Trichlorophenol	150	U	150	25
120-83-2	2,4-Dichlorophenol	150	U	150	20
105-67-9	2,4-Dimethylphenol	150	U	150	20
51-28-5	2,4-Dinitrophenol	330	U	330	21
121-14-2	2,4-Dinitrotoluene	200	U	200	17
91-58-7	2-Chloronaphthalene	50	U	50	0.45
95-57-8	2-Chlorophenol	50	U	50	8.2
91-57-6	2-Methylnaphthalene	6.7	U	6.7	0.50
95-48-7	2-Methylphenol	200	U	200	11
88-74-4	2-Nitroaniline	200	U	200	9.1
88-75-5	2-Nitrophenol	50	U	50	8.3
15831-10-4	3 & 4 Methylphenol	400	U	400	20
91-94-1	3,3'-Dichlorobenzidine	100	U	100	18
99-09-2	3-Nitroaniline	200	U	200	16
534-52-1	4,6-Dinitro-2-methylphenol	150	U	150	9.2
101-55-3	4-Bromophenyl phenyl ether	50	U	50	13
59-50-7	4-Chloro-3-methylphenol	150	U	150	21
106-47-8	4-Chloroaniline	150	U	150	17
7005-72-3	4-Chlorophenyl phenyl ether	50	U	50	13
100-01-6	4-Nitroaniline	200	U	200	26
83-32-9	Acenaphthene	6.7	U	6.7	0.76
208-96-8	Acenaphthylene	6.7	U	6.7	0.35
98-86-2	Acetophenone	100	U	100	9.2
120-12-7	Anthracene	6.7	U	6.7	0.78
1912-24-9	Atrazine	200	U	200	9.1
100-52-7	Benzaldehyde	100	U	100	12
56-55-3	Benzo[a]anthracene	6.7	U	6.7	0.63
50-32-8	Benzo[a]pyrene	6.7	U	6.7	0.64
205-99-2	Benzo[b]fluoranthene	6.7	U	6.7	0.59
191-24-2	Benzo[g,h,i]perylene	6.7	U	6.7	0.35
207-08-9	Benzo[k]fluoranthene	6.7	U	6.7	0.68
111-91-1	Bis(2-chloroethoxy)methane	100	U	100	22

FORM I
GC/MS SEMI VOA ORGANICS ANALYSIS DATA SHEET

Lab Name: TestAmerica Canton | Job No.: 240-28436-1

SDG No.:

Client Sample ID: | Lab Sample ID: MB 240-100408/23-A

Matrix: Solid | Lab File ID: 30910004.D

Analysis Method: 8270D | Date Collected:

Extract. Method: 3540C | Date Extracted: 09/06/2013 09:50

Sample wt/vol: 30.00(g) | Date Analyzed: 09/10/2013 10:48

Con. Extract Vol.: 2(mL) | Dilution Factor: 1

Injection Volume: 1(uL) | Level: (low/med) Low

% Moisture: | GPC Cleanup:(Y/N) N

Analysis Batch No.: 100796 | Units: ug/Kg

CAS NO.	COMPOUND NAME	RESULT	Q	RL	MDL
111-44-4	Bis(2-chloroethyl)ether	100	U	100	2.0
117-81-7	Bis(2-ethylhexyl) phthalate	70	U	70	19
85-68-7	Butyl benzyl phthalate	70	U	70	10
105-60-2	Caprolactam	330	U	330	37
86-74-8	Carbazole	50	U	50	27
218-01-9	Chrysene	6.7	U	6.7	1.1
84-74-2	Di-n-butyl phthalate	70	U	70	15
117-84-0	Di-n-octyl phthalate	70	U	70	7.9
53-70-3	Dibenzo(a,h)anthracene	6.7	U	6.7	0.66
132-64-9	Dibenzofuran	50	U	50	0.66
84-66-2	Diethyl phthalate	70	U	70	16
131-11-3	Dimethyl phthalate	70	U	70	17
206-44-0	Fluoranthene	6.7	U	6.7	0.55
86-73-7	Fluorene	6.7	U	6.7	0.53
118-74-1	Hexachlorobenzene	6.7	U	6.7	2.1
87-68-3	Hexachlorobutadiene	50	U	50	5.6
77-47-4	Hexachlorocyclopentadiene	330	U	330	8.1
67-72-1	Hexachloroethane	50	U	50	9.0
193-39-5	Indeno[1,2,3-cd]pyrene	6.7	U	6.7	0.35
78-59-1	Isophorone	50	U	50	13
621-64-7	N-Nitrosodi-n-propylamine	50	U	50	6.3
62-75-9	N-Nitrosodimethylamine	100	U	100	16
86-30-6	N-Nitrosodiphenylamine	50	U	50	21
91-20-3	Naphthalene	6.7	U	6.7	0.82
98-95-3	Nitrobenzene	100	U	100	2.2
87-86-5	Pentachlorophenol	150	U	150	9.1
85-01-8	Phenanthrene	6.7	U	6.7	0.73
108-95-2	Phenol	50	U	50	7.3
129-00-0	Pyrene	6.7	U	6.7	0.44
108-60-1	2,2'-oxybis[1-chloropropane]	100	U	100	9.5
606-20-2	2,6-Dinitrotoluene	200	U	200	21
100-02-7	4-Nitrophenol	330	U	330	17

FORM I
GC/MS SEMI VOA ORGANICS ANALYSIS DATA SHEET

Lab Name: TestAmerica Canton | Job No.: 240-28436-1

SDG No.:

Client Sample ID: | Lab Sample ID: MB 240-100408/23-A

Matrix: Solid | Lab File ID: 30910004.D

Analysis Method: 8270D | Date Collected:

Extract. Method: 3540C | Date Extracted: 09/06/2013 09:50

Sample wt/vol: 30.00(g) | Date Analyzed: 09/10/2013 10:48

Con. Extract Vol.: 2(mL) | Dilution Factor: 1

Injection Volume: 1(uL) | Level: (low/med) Low

% Moisture: | GPC Cleanup:(Y/N) N

Analysis Batch No.: 100796 | Units: ug/Kg

CAS NO.	SURROGATE	%REC	Q	LIMITS
1718-51-0	Terphenyl-d14 (Surr)	104		36-110
4165-62-2	Phenol-d5 (Surr)	70		26-110
4165-60-0	Nitrobenzene-d5 (Surr)	70		20-110
367-12-4	2-Fluorophenol (Surr)	68		24-110
321-60-8	2-Fluorobiphenyl (Surr)	75		24-110
118-79-6	2,4,6-Tribromophenol (Surr)	46		10-110

FORM V
GC/MS SEMI VOA INSTRUMENT PERFORMANCE CHECK
DECAFLUOROTRIPHENYLPHOSPHINE (DFTPP)

Lab Name: TestAmerica Canton Job No.: 240-28436-1

SDG No.:

Lab File ID: 30911001.D DFTPP Injection Date: 09/11/2013

Instrument ID: A4HP7 DFTPP Injection Time: 08:59

Analysis Batch No.: 100975

M/E	ION ABUNDANCE CRITERIA	% RELATIVE ABUNDANCE	
51	30.0- 80.0% of mass 198	37.6	
68	Less than 2.0% of mass 69	0.0	(0.0)1
69	Mass 69 relative abundance	44.1	
70	Less than 2.0% of mass 69	0.2	(0.5)1
127	25.0 - 75.0% of mass 198	49.2	
197	Less than 1.0% of mass 198	0.0	
198	Base Peak, 100% relative abundance	100.0	
199	5.0 to 9.0% of mass 198	6.8	
275	10.0- 30.0% of mass 198	25.9	
365	Greater than 0.75% of mass 198	2.6	
441	Present, but less than mass 443	9.6	
442	40.0 - 110.0% of mass 198	64.1	
443	15.0 - 24.0% of mass 442	12.5	(19.5)2

1-Value is % mass 69 2-Value is % mass 442

THIS CHECK APPLIES TO THE FOLLOWING SAMPLES, MS, MSD, BLANKS AND STANDARDS:

CLIENT SAMPLE ID	LAB SAMPLE ID	LAB FILE ID	DATE ANALYZED	TIME ANALYZED
	CCV 240-100975/2	30911002.D	09/11/2013	09:24
DR-SB-205-10-12	240-28436-6	30911011.D	09/11/2013	13:10
DR-SB-202-06-08	240-28436-2	30911012.D	09/11/2013	13:35
DR-SB-206-04-06	240-28436-7	30911015.D	09/11/2013	14:51
DR-SB-204-08-10	240-28436-4	30911016.D	09/11/2013	15:16
DR-SB-202-02-04	240-28436-1	30911021.D	09/11/2013	17:22
DR-SB-204-02-04	240-28436-3	30911022.D	09/11/2013	17:48
DR-SB-205-06-08	240-28436-5	30911026.D	09/11/2013	19:29
DR-SB-206-08-10	240-28436-8	30911028.D	09/11/2013	20:19

FORM VII
GC/MS SEMI VOA CONTINUING CALIBRATION DATA

Lab Name: TestAmerica Canton Job No.: 240-28436-1

SDG No.:

Lab Sample ID: CCV 240-100975/2 Calibration Date: 09/11/2013 09:24

Instrument ID: A4HP7 Calib Start Date: 09/05/2013 15:47

GC Column: RXI-5SILMS ID: 0.45(mm) Calib End Date: 09/05/2013 19:11

Lab File ID: 30911002.D Conc. Units: ng/uL

ANALYTE	CURVE TYPE	AVE RRF	RRF	MIN RRF	CALC AMOUNT	SPIKE AMOUNT	%D	MAX %D
1,4-Dioxane	Ave	0.5511	0.5640		10.2	10.0	2.3	20.0
N-Nitrosodimethylamine	Ave	0.7417	0.7915		10.7	10.0	6.7	20.0
Pyridine	Ave	1.276	1.356		10.6	10.0	6.2	20.0
Benzaldehyde	Ave	1.223	1.158	0.0100	18.9	20.0	-5.4	20.0
Phenol	Ave	1.778	1.764	0.8000	9.92	10.0	-0.8	20.0
Aniline	Ave	2.086	2.064		9.89	10.0	-1.1	20.0
Bis(2-chloroethyl)ether	Ave	1.382	1.336	0.7000	9.67	10.0	-3.3	20.0
2-Chlorophenol	Ave	1.323	1.326	0.8000	10.0	10.0	0.2	20.0
1,3-Dichlorobenzene	Ave	1.443	1.438		9.96	10.0	-0.4	20.0
1,4-Dichlorobenzene	Ave	1.474	1.462		9.92	10.0	-0.8	20.0
Benzyl alcohol	Ave	0.9137	0.8076		8.84	10.0	-11.6	20.0
1,2-Dichlorobenzene	Ave	1.385	1.390		10.0	10.0	0.4	20.0
2-Methylphenol	Ave	1.267	1.254	0.7000	9.90	10.0	-1.0	20.0
2,2'-oxybis[1-chloropropane]	Ave	1.420	1.361		9.58	10.0	-4.2	20.0
Indene	Ave	2.511	2.501		19.9	20.0	-0.4	20.0
3 & 4 Methylphenol	Ave	1.346	1.314		9.76	10.0	-2.4	20.0
N-Nitrosodi-n-propylamine	Ave	1.050	0.9782	0.5000	9.32	10.0	-6.8	20.0
Acetophenone	Ave	2.076	2.039	0.0100	9.82	10.0	-1.8	20.0
Hexachloroethane	Ave	0.6250	0.5964	0.3000	9.54	10.0	-4.6	20.0
Nitrobenzene	Ave	0.4129	0.3916	0.2000	9.48	10.0	-5.2	20.0
Isophorone	Ave	0.7042	0.6625	0.4000	9.41	10.0	-5.9	20.0
2-Nitrophenol	Ave	0.1667	0.1765	0.1000	10.6	10.0	5.9	20.0
2,4-Dimethylphenol	Ave	0.3045	0.2911	0.2000	9.56	10.0	-4.4	20.0
Benzoic acid	Ave	0.1655	0.1880		22.7	20.0	13.6	20.0
Bis(2-chloroethoxy)methane	Ave	0.4055	0.3960	0.3000	9.77	10.0	-2.3	20.0
2,4-Dichlorophenol	Ave	0.2680	0.2731	0.2000	10.2	10.0	1.9	20.0
1,2,4-Trichlorobenzene	Ave	0.3098	0.3175		10.2	10.0	2.5	20.0
Naphthalene	Ave	0.9829	0.9737	0.7000	9.91	10.0	-0.9	20.0
4-Chloroaniline	Ave	0.4056	0.4088	0.0100	10.1	10.0	0.8	20.0
Hexachlorobutadiene	Ave	0.1883	0.1901	0.0100	10.1	10.0	0.9	20.0
Caprolactam	Ave	0.0926	0.0987	0.0100	21.3	20.0	6.6	20.0
4-Chloro-3-methylphenol	Ave	0.3335	0.3252	0.2000	9.75	10.0	-2.5	20.0
2-Methylnaphthalene	Ave	0.6611	0.6465	0.4000	9.78	10.0	-2.2	20.0
1-Methylnaphthalene	Ave	0.6172	0.6053		9.81	10.0	-1.9	20.0
Hexachlorocyclopentadiene	Ave	0.3204	0.3121	0.0500	9.74	10.0	-2.6	20.0
1,2,4,5-Tetrachlorobenzene	Ave	0.5381	0.5324	0.0100	9.89	10.0	-1.1	20.0
2,4,6-Trichlorophenol	Ave	0.3332	0.3389	0.2000	10.2	10.0	1.7	20.0
2,4,5-Trichlorophenol	Ave	0.3503	0.3497	0.2000	9.98	10.0	-0.2	20.0
1,1'-Biphenyl	Ave	1.395	1.351	0.0100	9.69	10.0	-3.1	20.0
2-Chloronaphthalene	Ave	1.058	1.037	0.8000	9.81	10.0	-1.9	20.0
2-Nitroaniline	Ave	0.3638	0.3631	0.0100	9.98	10.0	-0.2	20.0

FORM VII
GC/MS SEMI VOA CONTINUING CALIBRATION DATA

Lab Name: TestAmerica Canton Job No.: 240-28436-1

SDG No.:

Lab Sample ID: CCV 240-100975/2 Calibration Date: 09/11/2013 09:24

Instrument ID: A4HP7 Calib Start Date: 09/05/2013 15:47

GC Column: RXI-5SILMS ID: 0.45(mm) Calib End Date: 09/05/2013 19:11

Lab File ID: 30911002.D Conc. Units: ng/uL

ANALYTE	CURVE TYPE	AVE RRF	RRF	MIN RRF	CALC AMOUNT	SPIKE AMOUNT	%D	MAX %D
Dimethyl phthalate	Ave	1.195	1.175	0.0100	9.83	10.0	-1.7	20.0
1,3-Dinitrobenzene	Ave	0.1777	0.1941		10.9	10.0	9.2	20.0
2,6-Dinitrotoluene	Ave	0.2594	0.2745		10.6	10.0	5.8	20.0
Acenaphthylene	Ave	1.673	1.640	0.9000	9.80	10.0	-2.0	20.0
3-Nitroaniline	Ave	0.2781	0.2933	0.0100	10.5	10.0	5.5	20.0
2,4-Dinitrophenol	Lin1		0.1805	0.0100	18.3	20.0	-8.5	20.0
Acenaphthene	Ave	1.119	1.068	0.9000	9.55	10.0	-4.5	20.0
4-Nitrophenol	Ave	0.2155	0.2034		18.9	20.0	-5.6	20.0
2,4-Dinitrotoluene	Ave	0.3435	0.3662	0.2000	10.7	10.0	6.6	20.0
Dibenzofuran	Ave	1.500	1.496	0.8000	9.97	10.0	-0.3	20.0
2,3,4,6-Tetrachlorophenol	Ave	0.3027	0.3057	0.0100	10.1	10.0	1.0	20.0
Diethyl phthalate	Ave	1.185	1.142	0.0100	9.64	10.0	-3.6	20.0
4-Chlorophenyl phenyl ether	Ave	0.6238	0.6231	0.4000	9.99	10.0	-0.1	20.0
4-Nitroaniline	Ave	0.2811	0.3015	0.0100	10.7	10.0	7.2	20.0
Fluorene	Ave	1.247	1.223	0.9000	9.80	10.0	-2.0	20.0
4,6-Dinitro-2-methylphenol	Lin1		0.1388	0.0100	18.5	20.0	-7.7	20.0
N-Nitrosodiphenylamine	Ave	0.5221	0.5297	0.0100	20.3	20.0	1.5	20.0
1,2-Diphenylhydrazine(as Azobenzene)	Ave	0.8368	0.7937		9.48	10.0	-5.2	20.0
4-Bromophenyl phenyl ether	Ave	0.1966	0.2039	0.1000	10.4	10.0	3.7	20.0
Hexachlorobenzene	Ave	0.1978	0.1983	0.1000	10.0	10.0	0.3	20.0
Atrazine	Ave	0.1820	0.1795	0.0100	19.7	20.0	-1.4	20.0
Pentachlorophenol	Ave	0.1350	0.1344	0.0500	19.9	20.0	-0.4	20.0
Phenanthrene	Ave	1.040	1.008	0.7000	9.69	10.0	-3.1	20.0
Anthracene	Ave	1.056	1.025	0.7000	9.70	10.0	-3.0	20.0
Carbazole	Ave	0.9213	0.9376	0.0100	10.2	10.0	1.8	20.0
Di-n-butyl phthalate	Ave	1.088	1.140	0.0100	10.5	10.0	4.8	20.0
Fluoranthene	Ave	1.169	1.197	0.6000	10.2	10.0	2.4	20.0
Benzidine	Ave	0.1911	0.1903		19.9	20.0	-0.5	20.0
Pyrene	Ave	1.075	1.065	0.6000	9.91	10.0	-0.9	20.0
Butyl benzyl phthalate	Ave	0.4399	0.4488	0.0100	10.2	10.0	2.0	20.0
3,3'-Dichlorobenzidine	Ave	0.3389	0.3623	0.0100	21.4	20.0	6.9	20.0
Bis(2-ethylhexyl) phthalate	Ave	0.6123	0.6347	0.0100	10.4	10.0	3.7	20.0
Benzo[a]anthracene	Ave	1.046	1.066	0.8000	10.2	10.0	1.8	20.0
Chrysene	Ave	0.9811	0.9867	0.7000	10.1	10.0	0.6	20.0
Di-n-octyl phthalate	Ave	1.167	1.225	0.0100	10.5	10.0	4.9	20.0
Benzo[b]fluoranthene	Ave	1.045	1.106	0.7000	10.6	10.0	5.8	20.0
Benzo[k]fluoranthene	Ave	1.139	1.109	0.7000	9.74	10.0	-2.6	20.0
Benzo[a]pyrene	Ave	1.022	1.038	0.7000	10.2	10.0	1.5	20.0
Indeno[1,2,3-cd]pyrene	Ave	1.147	1.190	0.5000	10.4	10.0	3.8	20.0
Dibenzo(a,h)anthracene	Ave	0.9777	1.009	0.4000	10.3	10.0	3.2	20.0

FORM VII
GC/MS SEMI VOA CONTINUING CALIBRATION DATA

Lab Name: TestAmerica Canton Job No.: 240-28436-1

SDG No.:

Lab Sample ID: CCV 240-100975/2 Calibration Date: 09/11/2013 09:24

Instrument ID: A4HP7 Calib Start Date: 09/05/2013 15:47

GC Column: RXI-5SILMS ID: 0.45(mm) Calib End Date: 09/05/2013 19:11

Lab File ID: 30911002.D Conc. Units: ng/uL

ANALYTE	CURVE TYPE	AVE RRF	RRF	MIN RRF	CALC AMOUNT	SPIKE AMOUNT	%D	MAX %D
Benzo[g,h,i]perylene	Ave	0.9666	1.002	0.5000	10.4	10.0	3.7	20.0
2-Fluorophenol (Surr)	Ave	1.308	1.322		10.1	10.0	1.1	20.0
Phenol-d5 (Surr)	Ave	1.764	1.706		9.67	10.0	-3.3	20.0
Nitrobenzene-d5 (Surr)	Ave	0.4333	0.4081		9.42	10.0	-5.8	20.0
2-Fluorobiphenyl (Surr)	Ave	1.246	1.213		9.74	10.0	-2.6	20.0
2,4,6-Tribromophenol (Surr)	Ave	0.1467	0.1558		10.6	10.0	6.2	20.0
Terphenyl-d14 (Surr)	Ave	0.6557	0.6523		9.95	10.0	-0.5	20.0

FORM V
GC/MS SEMI VOA INSTRUMENT PERFORMANCE CHECK
DECAFLUOROTRIPHENYLPHOSPHINE (DFTPP)

Lab Name: TestAmerica Canton Job No.: 240-28436-1

SDG No.:

Lab File ID: 30912001.D DFTPP Injection Date: 09/12/2013

Instrument ID: A4HP7 DFTPP Injection Time: 08:24

Analysis Batch No.: 101122

M/E	ION ABUNDANCE CRITERIA	% RELATIVE ABUNDANCE	
51	30.0- 80.0% of mass 198	37.9	
68	Less than 2.0% of mass 69	0.0	(0.0)1
69	Mass 69 relative abundance	44.2	
70	Less than 2.0% of mass 69	0.3	(0.6)1
127	25.0 - 75.0% of mass 198	48.1	
197	Less than 1.0% of mass 198	0.0	
198	Base Peak, 100% relative abundance	100.0	
199	5.0 to 9.0% of mass 198	6.7	
275	10.0- 30.0% of mass 198	25.9	
365	Greater than 0.75% of mass 198	2.6	
441	Present, but less than mass 443	9.5	
442	40.0 - 110.0% of mass 198	64.4	
443	15.0 - 24.0% of mass 442	12.4	(19.3)2

1-Value is % mass 69 2-Value is % mass 442

THIS CHECK APPLIES TO THE FOLLOWING SAMPLES, MS, MSD, BLANKS AND STANDARDS:

CLIENT SAMPLE ID	LAB SAMPLE ID	LAB FILE ID	DATE ANALYZED	TIME ANALYZED
	CCV 240-101122/2	30912002.D	09/12/2013	08:49
	MB 240-100631/23-B	30912004.D	09/12/2013	09:39
	LCS 240-100631/24-A	30912005.D	09/12/2013	10:03
DR-SB-208-08-10	240-28436-12	30912006.D	09/12/2013	10:28
DR-SB-209-04-06	240-28436-13	30912007.D	09/12/2013	10:53
DR-SB-210-12-13	240-28436-16	30912008.D	09/12/2013	11:18
DR-SB-212-11-13	240-28436-20	30912009.D	09/12/2013	11:43
DR-SB-211-08-10	240-28436-18	30912010.D	09/12/2013	12:07
DR-SB-212-04-06	240-28436-19	30912011.D	09/12/2013	12:32
DR-SB-211-04-06	240-28436-17	30912017.D	09/12/2013	15:01
DR-SB-210-04-06	240-28436-15	30912018.D	09/12/2013	15:26
DR-SB-DUP01-0406	240-28436-22	30912019.D	09/12/2013	15:51
DR-SB-207-02-04	240-28436-9	30912020.D	09/12/2013	16:16
DR-SB-207-10-12	240-28436-10	30912021.D	09/12/2013	16:41
DR-SB-209-08-10	240-28436-14	30912022.D	09/12/2013	17:05
DR-SB-208-04-06	240-28436-11	30912023.D	09/12/2013	17:30

FORM VII
GC/MS SEMI VOA CONTINUING CALIBRATION DATA

Lab Name: TestAmerica Canton Job No.: 240-28436-1

SDG No.:

Lab Sample ID: CCV 240-101122/2 Calibration Date: 09/12/2013 08:49

Instrument ID: A4HP7 Calib Start Date: 09/05/2013 15:47

GC Column: RXI-5SILMS ID: 0.45(mm) Calib End Date: 09/05/2013 19:11

Lab File ID: 30912002.D Conc. Units: ng/uL

ANALYTE	CURVE TYPE	AVE RRF	RRF	MIN RRF	CALC AMOUNT	SPIKE AMOUNT	%D	MAX %D
1,4-Dioxane	Ave	0.5511	0.5602		10.2	10.0	1.6	20.0
N-Nitrosodimethylamine	Ave	0.7417	0.7265		9.79	10.0	-2.1	20.0
Pyridine	Ave	1.276	1.342		10.5	10.0	5.2	20.0
Benzaldehyde	Ave	1.223	1.134	0.0100	18.5	20.0	-7.3	20.0
Phenol	Ave	1.778	1.715	0.8000	9.65	10.0	-3.5	20.0
Aniline	Ave	2.086	2.023		9.70	10.0	-3.0	20.0
Bis(2-chloroethyl)ether	Ave	1.382	1.315	0.7000	9.52	10.0	-4.8	20.0
2-Chlorophenol	Ave	1.323	1.318	0.8000	9.96	10.0	-0.4	20.0
1,3-Dichlorobenzene	Ave	1.443	1.422		9.86	10.0	-1.4	20.0
1,4-Dichlorobenzene	Ave	1.474	1.469		9.96	10.0	-0.4	20.0
Benzyl alcohol	Ave	0.9137	0.6716		7.35	10.0	-26.5*	20.0
1,2-Dichlorobenzene	Ave	1.385	1.387		10.0	10.0	0.1	20.0
2-Methylphenol	Ave	1.267	1.204	0.7000	9.50	10.0	-5.0	20.0
2,2'-oxybis[1-chloropropane]	Ave	1.420	1.352		9.52	10.0	-4.8	20.0
Indene	Ave	2.511	2.455		19.5	20.0	-2.3	20.0
3 & 4 Methylphenol	Ave	1.346	1.321		9.81	10.0	-1.9	20.0
N-Nitrosodi-n-propylamine	Ave	1.050	0.9346	0.5000	8.90	10.0	-11.0	20.0
Acetophenone	Ave	2.076	1.950	0.0100	9.39	10.0	-6.1	20.0
Hexachloroethane	Ave	0.6250	0.5975	0.3000	9.56	10.0	-4.4	20.0
Nitrobenzene	Ave	0.4129	0.3898	0.2000	9.44	10.0	-5.6	20.0
Isophorone	Ave	0.7042	0.6344	0.4000	9.01	10.0	-9.9	20.0
2-Nitrophenol	Ave	0.1667	0.1765	0.1000	10.6	10.0	5.9	20.0
2,4-Dimethylphenol	Ave	0.3045	0.2861	0.2000	9.39	10.0	-6.1	20.0
Benzoic acid	Ave	0.1655	0.1932		23.3	20.0	16.7	20.0
Bis(2-chloroethoxy)methane	Ave	0.4055	0.3721	0.3000	9.18	10.0	-8.2	20.0
2,4-Dichlorophenol	Ave	0.2680	0.2664	0.2000	9.94	10.0	-0.6	20.0
1,2,4-Trichlorobenzene	Ave	0.3098	0.3079		9.94	10.0	-0.6	20.0
Naphthalene	Ave	0.9829	0.9534	0.7000	9.70	10.0	-3.0	20.0
4-Chloroaniline	Ave	0.4056	0.3877	0.0100	9.56	10.0	-4.4	20.0
Hexachlorobutadiene	Ave	0.1883	0.1864	0.0100	9.90	10.0	-1.0	20.0
Caprolactam	Ave	0.0926	0.0970	0.0100	21.0	20.0	4.8	20.0
4-Chloro-3-methylphenol	Ave	0.3335	0.3088	0.2000	9.26	10.0	-7.4	20.0
2-Methylnaphthalene	Ave	0.6611	0.6326	0.4000	9.57	10.0	-4.3	20.0
1-Methylnaphthalene	Ave	0.6172	0.5885		9.54	10.0	-4.6	20.0
Hexachlorocyclopentadiene	Ave	0.3204	0.2978	0.0500	9.30	10.0	-7.0	20.0
1,2,4,5-Tetrachlorobenzene	Ave	0.5381	0.5317	0.0100	9.88	10.0	-1.2	20.0
2,4,6-Trichlorophenol	Ave	0.3332	0.3311	0.2000	9.94	10.0	-0.6	20.0
2,4,5-Trichlorophenol	Ave	0.3503	0.3477	0.2000	9.92	10.0	-0.8	20.0
1,1'-Biphenyl	Ave	1.395	1.335	0.0100	9.58	10.0	-4.2	20.0
2-Chloronaphthalene	Ave	1.058	1.034	0.8000	9.77	10.0	-2.3	20.0
2-Nitroaniline	Ave	0.3638	0.3565	0.0100	9.80	10.0	-2.0	20.0

FORM VII
GC/MS SEMI VOA CONTINUING CALIBRATION DATA

Lab Name: TestAmerica Canton Job No.: 240-28436-1

SDG No.:

Lab Sample ID: CCV 240-101122/2 Calibration Date: 09/12/2013 08:49

Instrument ID: A4HP7 Calib Start Date: 09/05/2013 15:47

GC Column: RXI-5SILMS ID: 0.45(mm) Calib End Date: 09/05/2013 19:11

Lab File ID: 30912002.D Conc. Units: ng/uL

ANALYTE	CURVE TYPE	AVE RRF	RRF	MIN RRF	CALC AMOUNT	SPIKE AMOUNT	%D	MAX %D
Dimethyl phthalate	Ave	1.195	1.193	0.0100	9.98	10.0	-0.2	20.0
1,3-Dinitrobenzene	Ave	0.1777	0.1968		11.1	10.0	10.7	20.0
2,6-Dinitrotoluene	Ave	0.2594	0.2795		10.8	10.0	7.8	20.0
Acenaphthylene	Ave	1.673	1.613	0.9000	9.64	10.0	-3.6	20.0
3-Nitroaniline	Ave	0.2781	0.2896	0.0100	10.4	10.0	4.1	20.0
2,4-Dinitrophenol	Lin1		0.2013	0.0100	20.3	20.0	1.4	20.0
Acenaphthene	Ave	1.119	1.053	0.9000	9.41	10.0	-5.9	20.0
4-Nitrophenol	Ave	0.2155	0.2013		18.7	20.0	-6.6	20.0
2,4-Dinitrotoluene	Ave	0.3435	0.3629	0.2000	10.6	10.0	5.7	20.0
Dibenzofuran	Ave	1.500	1.473	0.8000	9.82	10.0	-1.8	20.0
2,3,4,6-Tetrachlorophenol	Ave	0.3027	0.3017	0.0100	9.97	10.0	-0.3	20.0
Diethyl phthalate	Ave	1.185	1.235	0.0100	10.4	10.0	4.3	20.0
4-Chlorophenyl phenyl ether	Ave	0.6238	0.6084	0.4000	9.75	10.0	-2.5	20.0
4-Nitroaniline	Ave	0.2811	0.3014	0.0100	10.7	10.0	7.2	20.0
Fluorene	Ave	1.247	1.220	0.9000	9.78	10.0	-2.2	20.0
4,6-Dinitro-2-methylphenol	Lin1		0.1427	0.0100	19.0	20.0	-5.2	20.0
N-Nitrosodiphenylamine	Ave	0.5221	0.5302	0.0100	20.3	20.0	1.6	20.0
1,2-Diphenylhydrazine(as Azobenzene)	Ave	0.8368	0.7811		9.33	10.0	-6.7	20.0
4-Bromophenyl phenyl ether	Ave	0.1966	0.2036	0.1000	10.4	10.0	3.5	20.0
Hexachlorobenzene	Ave	0.1978	0.2020	0.1000	10.2	10.0	2.2	20.0
Atrazine	Ave	0.1820	0.1839	0.0100	20.2	20.0	1.0	20.0
Pentachlorophenol	Ave	0.1350	0.1487	0.0500	22.0	20.0	10.2	20.0
Phenanthrene	Ave	1.040	1.041	0.7000	10.0	10.0	0.0	20.0
Anthracene	Ave	1.056	1.041	0.7000	9.86	10.0	-1.4	20.0
Carbazole	Ave	0.9213	0.9516	0.0100	10.3	10.0	3.3	20.0
Di-n-butyl phthalate	Ave	1.088	1.144	0.0100	10.5	10.0	5.2	20.0
Fluoranthene	Ave	1.169	1.192	0.6000	10.2	10.0	2.0	20.0
Benzidine	Ave	0.1911	0.2072		21.7	20.0	8.4	20.0
Pyrene	Ave	1.075	1.052	0.6000	9.78	10.0	-2.2	20.0
Butyl benzyl phthalate	Ave	0.4399	0.4447	0.0100	10.1	10.0	1.1	20.0
3,3'-Dichlorobenzidine	Ave	0.3389	0.3650	0.0100	21.5	20.0	7.7	20.0
Bis(2-ethylhexyl) phthalate	Ave	0.6123	0.6305	0.0100	10.3	10.0	3.0	20.0
Benzo[a]anthracene	Ave	1.046	1.044	0.8000	9.97	10.0	-0.3	20.0
Chrysene	Ave	0.9811	0.9655	0.7000	9.84	10.0	-1.6	20.0
Di-n-octyl phthalate	Ave	1.167	1.190	0.0100	10.2	10.0	2.0	20.0
Benzo[b]fluoranthene	Ave	1.045	1.080	0.7000	10.3	10.0	3.3	20.0
Benzo[k]fluoranthene	Ave	1.139	1.124	0.7000	9.87	10.0	-1.3	20.0
Benzo[a]pyrene	Ave	1.022	1.021	0.7000	9.99	10.0	-0.1	20.0
Indeno[1,2,3-cd]pyrene	Ave	1.147	1.174	0.5000	10.2	10.0	2.4	20.0
Dibenzo(a,h)anthracene	Ave	0.9777	0.9825	0.4000	10.0	10.0	0.5	20.0

FORM VII
GC/MS SEMI VOA CONTINUING CALIBRATION DATA

Lab Name: TestAmerica Canton Job No.: 240-28436-1

SDG No.:

Lab Sample ID: CCV 240-101122/2 Calibration Date: 09/12/2013 08:49

Instrument ID: A4HP7 Calib Start Date: 09/05/2013 15:47

GC Column: RXI-5SILMS ID: 0.45(mm) Calib End Date: 09/05/2013 19:11

Lab File ID: 30912002.D Conc. Units: ng/uL

ANALYTE	CURVE TYPE	AVE RRF	RRF	MIN RRF	CALC AMOUNT	SPIKE AMOUNT	%D	MAX %D
Benzo[g,h,i]perylene	Ave	0.9666	0.9932	0.5000	10.3	10.0	2.8	20.0
2-Fluorophenol (Surr)	Ave	1.308	1.321		10.1	10.0	1.0	20.0
Phenol-d5 (Surr)	Ave	1.764	1.675		9.50	10.0	-5.0	20.0
Nitrobenzene-d5 (Surr)	Ave	0.4333	0.4069		9.39	10.0	-6.1	20.0
2-Fluorobiphenyl (Surr)	Ave	1.246	1.191		9.56	10.0	-4.4	20.0
2,4,6-Tribromophenol (Surr)	Ave	0.1467	0.1562		10.6	10.0	6.5	20.0
Terphenyl-d14 (Surr)	Ave	0.6557	0.6494		9.90	10.0	-1.0	20.0

FORM IV
GC/MS SEMI VOA METHOD BLANK SUMMARY

Lab Name: TestAmerica Canton Job No.: 240-28436-1

SDG No.:

Lab File ID: 30912004.D Lab Sample ID: MB 240-100631/23-B

Matrix: Solid Date Extracted: 09/09/2013 09:43

Instrument ID: A4HP7 Date Analyzed: 09/12/2013 09:39

Level:(Low/Med) Low

THIS METHOD BLANK APPLIES TO THE FOLLOWING SAMPLES:

CLIENT SAMPLE ID	LAB SAMPLE ID	LAB FILE ID	DATE ANALYZED
	LCS 240-100631/24-A	30912005.D	09/12/2013 10:03
DR-SB-208-08-10	240-28436-12	30912006.D	09/12/2013 10:28
DR-SB-209-04-06	240-28436-13	30912007.D	09/12/2013 10:53
DR-SB-210-12-13	240-28436-16	30912008.D	09/12/2013 11:18
DR-SB-212-11-13	240-28436-20	30912009.D	09/12/2013 11:43
DR-SB-211-08-10	240-28436-18	30912010.D	09/12/2013 12:07
DR-SB-212-04-06	240-28436-19	30912011.D	09/12/2013 12:32
DR-SB-211-04-06	240-28436-17	30912017.D	09/12/2013 15:01
DR-SB-210-04-06	240-28436-15	30912018.D	09/12/2013 15:26
DR-SB-DUP01-0406	240-28436-22	30912019.D	09/12/2013 15:51
DR-SB-207-02-04	240-28436-9	30912020.D	09/12/2013 16:16
DR-SB-207-10-12	240-28436-10	30912021.D	09/12/2013 16:41
DR-SB-209-08-10	240-28436-14	30912022.D	09/12/2013 17:05
DR-SB-208-04-06	240-28436-11	30912023.D	09/12/2013 17:30

FORM I
GC/MS SEMI VOA ORGANICS ANALYSIS DATA SHEET

Lab Name: TestAmerica Canton | Job No.: 240-28436-1

SDG No.:

Client Sample ID: | Lab Sample ID: MB 240-100631/23-B

Matrix: Solid | Lab File ID: 30912004.D

Analysis Method: 8270D | Date Collected:

Extract. Method: 3540C | Date Extracted: 09/09/2013 09:43

Sample wt/vol: 30.0(g) | Date Analyzed: 09/12/2013 09:39

Con. Extract Vol.: 2.0(mL) | Dilution Factor: 1

Injection Volume: 1(uL) | Level: (low/med) Low

% Moisture: | GPC Cleanup:(Y/N) N

Analysis Batch No.: 101122 | Units: ug/Kg

CAS NO.	COMPOUND NAME	RESULT	Q	RL	MDL
92-52-4	1,1'-Biphenyl	50	U	50	3.5
88-06-2	2,4,6-Trichlorophenol	150	U	150	8.9
95-95-4	2,4,5-Trichlorophenol	150	U	150	25
120-83-2	2,4-Dichlorophenol	150	U	150	20
105-67-9	2,4-Dimethylphenol	150	U	150	20
51-28-5	2,4-Dinitrophenol	330	U	330	21
121-14-2	2,4-Dinitrotoluene	200	U	200	17
91-58-7	2-Chloronaphthalene	50	U	50	0.45
95-57-8	2-Chlorophenol	50	U	50	8.2
91-57-6	2-Methylnaphthalene	6.7	U	6.7	0.50
95-48-7	2-Methylphenol	200	U	200	11
88-74-4	2-Nitroaniline	200	U	200	9.1
88-75-5	2-Nitrophenol	50	U	50	8.3
15831-10-4	3 & 4 Methylphenol	400	U	400	20
91-94-1	3,3'-Dichlorobenzidine	100	U	100	18
99-09-2	3-Nitroaniline	200	U	200	16
534-52-1	4,6-Dinitro-2-methylphenol	150	U	150	9.2
101-55-3	4-Bromophenyl phenyl ether	50	U	50	13
59-50-7	4-Chloro-3-methylphenol	150	U	150	21
106-47-8	4-Chloroaniline	150	U	150	17
7005-72-3	4-Chlorophenyl phenyl ether	50	U	50	13
100-01-6	4-Nitroaniline	200	U	200	26
83-32-9	Acenaphthene	6.7	U	6.7	0.76
208-96-8	Acenaphthylene	6.7	U	6.7	0.35
98-86-2	Acetophenone	100	U	100	9.2
120-12-7	Anthracene	6.7	U	6.7	0.78
1912-24-9	Atrazine	200	U	200	9.1
100-52-7	Benzaldehyde	100	U	100	12
56-55-3	Benzo[a]anthracene	6.7	U	6.7	0.63
50-32-8	Benzo[a]pyrene	6.7	U	6.7	0.64
205-99-2	Benzo[b]fluoranthene	6.7	U	6.7	0.59
191-24-2	Benzo[g,h,i]perylene	6.7	U	6.7	0.35
207-08-9	Benzo[k]fluoranthene	6.7	U	6.7	0.68
111-91-1	Bis(2-chloroethoxy)methane	100	U	100	22

FORM I

GC/MS SEMI VOA ORGANICS ANALYSIS DATA SHEET

Lab Name: TestAmerica Canton | Job No.: 240-28436-1

SDG No.:

Client Sample ID: | Lab Sample ID: MB 240-100631/23-B

Matrix: Solid | Lab File ID: 30912004.D

Analysis Method: 8270D | Date Collected:

Extract. Method: 3540C | Date Extracted: 09/09/2013 09:43

Sample wt/vol: 30.0(g) | Date Analyzed: 09/12/2013 09:39

Con. Extract Vol.: 2.0(mL) | Dilution Factor: 1

Injection Volume: 1(uL) | Level: (low/med) Low

% Moisture: | GPC Cleanup:(Y/N) N

Analysis Batch No.: 101122 | Units: ug/Kg

CAS NO.	COMPOUND NAME	RESULT	Q	RL	MDL
111-44-4	Bis(2-chloroethyl)ether	100	U	100	2.0
117-81-7	Bis(2-ethylhexyl) phthalate	25.4	J	70	19
85-68-7	Butyl benzyl phthalate	70	U	70	10
105-60-2	Caprolactam	330	U	330	37
86-74-8	Carbazole	50	U	50	27
218-01-9	Chrysene	6.7	U	6.7	1.1
84-74-2	Di-n-butyl phthalate	59.0	J	70	15
117-84-0	Di-n-octyl phthalate	70	U	70	7.9
53-70-3	Dibenzo(a,h)anthracene	6.7	U	6.7	0.66
132-64-9	Dibenzofuran	50	U	50	0.66
84-66-2	Diethyl phthalate	43.8	J	70	16
131-11-3	Dimethyl phthalate	70	U	70	17
206-44-0	Fluoranthene	6.7	U	6.7	0.55
86-73-7	Fluorene	6.7	U	6.7	0.53
118-74-1	Hexachlorobenzene	6.7	U	6.7	2.1
87-68-3	Hexachlorobutadiene	50	U	50	5.6
77-47-4	Hexachlorocyclopentadiene	330	U	330	8.1
67-72-1	Hexachloroethane	50	U	50	9.0
193-39-5	Indeno[1,2,3-cd]pyrene	6.7	U	6.7	0.35
78-59-1	Isophorone	50	U	50	13
621-64-7	N-Nitrosodi-n-propylamine	50	U	50	6.3
62-75-9	N-Nitrosodimethylamine	100	U	100	16
86-30-6	N-Nitrosodiphenylamine	50	U	50	21
91-20-3	Naphthalene	6.7	U	6.7	0.82
98-95-3	Nitrobenzene	100	U	100	2.2
87-86-5	Pentachlorophenol	150	U	150	9.1
85-01-8	Phenanthrene	6.7	U	6.7	0.73
108-95-2	Phenol	50	U	50	7.3
129-00-0	Pyrene	6.7	U	6.7	0.44
108-60-1	2,2'-oxybis[1-chloropropane]	100	U	100	9.5
606-20-2	2,6-Dinitrotoluene	200	U	200	21
100-02-7	4-Nitrophenol	330	U	330	17

FORM I

GC/MS SEMI VOA ORGANICS ANALYSIS DATA SHEET

Lab Name: TestAmerica Canton Job No.: 240-28436-1

SDG No.:

Client Sample ID: Lab Sample ID: MB 240-100631/23-B

Matrix: Solid Lab File ID: 30912004.D

Analysis Method: 8270D Date Collected:

Extract. Method: 3540C Date Extracted: 09/09/2013 09:43

Sample wt/vol: 30.0(g) Date Analyzed: 09/12/2013 09:39

Con. Extract Vol.: 2.0(mL) Dilution Factor: 1

Injection Volume: 1(uL) Level: (low/med) Low

% Moisture: GPC Cleanup:(Y/N) N

Analysis Batch No.: 101122 Units: ug/Kg

CAS NO.	SURROGATE	%REC	Q	LIMITS
1718-51-0	Terphenyl-d14 (Surr)	75		36-110
4165-62-2	Phenol-d5 (Surr)	53		26-110
4165-60-0	Nitrobenzene-d5 (Surr)	48		20-110
367-12-4	2-Fluorophenol (Surr)	54		24-110
321-60-8	2-Fluorobiphenyl (Surr)	49		24-110
118-79-6	2,4,6-Tribromophenol (Surr)	46		10-110

FORM II
GC/MS SEMI VOA SURROGATE RECOVERY

Lab Name: TestAmerica Canton Job No.: 240-28436-1

SDG No.:

Matrix: Solid Level: Low

GC Column (1): RXI-5SILMS ID: 0.45 (mm)

Client Sample ID	Lab Sample ID	2FP #	PHL #	NBZ #	FBP #	TBP #	TPH #
DR-SB-202-02-04	240-28436-1	63	62	57	60	44	92
DR-SB-202-06-08	240-28436-2	71	66	62	63	63	94
DR-SB-204-02-04	240-28436-3	57	56	51	56	55	77
DR-SB-204-08-10	240-28436-4	70	67	62	65	75	90
DR-SB-205-06-08	240-28436-5	74	74	67	71	76	89
DR-SB-205-10-12	240-28436-6	73	69	68	71	83	98
DR-SB-206-04-06	240-28436-7	64	60	58	60	59	82
DR-SB-206-08-10	240-28436-8	81	80	71	80	82	96
DR-SB-207-02-04	240-28436-9	50	53	44	53	64	89
DR-SB-207-10-12	240-28436-10	67	66	58	63	67	84
DR-SB-208-04-06	240-28436-11	61	60	55	64	64	86
DR-SB-208-08-10	240-28436-12	72	70	66	70	62	101
DR-SB-209-04-06	240-28436-13	68	67	60	67	59	91
DR-SB-209-08-10	240-28436-14	58	58	53	57	54	80
DR-SB-210-04-06	240-28436-15	58	59	50	61	66	95
DR-SB-210-12-13	240-28436-16	69	67	59	67	78	95
DR-SB-211-04-06	240-28436-17	66	63	56	65	60	93
DR-SB-211-08-10	240-28436-18	69	67	62	67	60	100
DR-SB-212-04-06	240-28436-19	70	68	61	68	64	91
DR-SB-212-11-13	240-28436-20	68	64	59	65	68	87
DR-SB-DUP01-0406	240-28436-22	54	54	48	56	57	93
	MB 240-100408/23-A	68	70	70	75	46	104
	MB 240-100631/23-B	54	53	48	49	46	75
	LCS 240-100408/24-A	78	77	73	75	65	102
	LCS 240-100631/24-A	58	58	53	57	56	85

	QC LIMITS
2FP = 2-Fluorophenol (Surr)	24-110
PHL = Phenol-d5 (Surr)	26-110
NBZ = Nitrobenzene-d5 (Surr)	20-110
FBP = 2-Fluorobiphenyl (Surr)	24-110
TBP = 2,4,6-Tribromophenol (Surr)	10-110
TPH = Terphenyl-d14 (Surr)	36-110

Column to be used to flag recovery values

FORM II 8270D

FORM III
GC/MS SEMI VOA LAB CONTROL SAMPLE RECOVERY

Lab Name: TestAmerica Canton Job No.: 240-28436-1

SDG No.:

Matrix: Solid Level: Low Lab File ID: 30910005.D

Lab ID: LCS 240-100408/24-A Client ID:

COMPOUND	SPIKE ADDED (ug/Kg)	LCS CONCENTRATION (ug/Kg)	LCS % REC	QC LIMITS REC	#
1,1'-Biphenyl	667	488	73	35-110	
1,4-Dioxane	667	267	40	10-110	
2,4,6-Trichlorophenol	667	440	66	12-110	
2,4,5-Trichlorophenol	667	472	71	25-110	
2,4-Dichlorophenol	667	492	74	39-110	
2,4-Dimethylphenol	667	490	73	29-110	
2,4-Dinitrophenol	1330	654	49	10-110	
2,4-Dinitrotoluene	667	569	85	48-110	
2-Chloronaphthalene	667	491	74	32-110	
2-Chlorophenol	667	490	73	37-110	
2-Methylnaphthalene	667	483	72	36-110	
2-Methylphenol	667	469	70	41-110	
2-Nitroaniline	667	514	77	45-110	
2-Nitrophenol	667	508	76	34-110	
3 & 4 Methylphenol	667	484	73	40-110	
3,3'-Dichlorobenzidine	1330	977	73	28-110	
3-Nitroaniline	667	538	81	44-110	
4,6-Dinitro-2-methylphenol	1330	867	65	10-110	
4-Bromophenyl phenyl ether	667	537	81	39-110	
4-Chloro-3-methylphenol	667	499	75	48-110	
4-Chloroaniline	667	428	64	30-110	
4-Chlorophenyl phenyl ether	667	496	74	40-110	
4-Nitroaniline	667	560	84	48-110	
Acenaphthene	667	482	72	38-110	
Acenaphthylene	667	464	70	40-110	
Acetophenone	667	474	71	40-110	
Anthracene	667	547	82	48-110	
Atrazine	1330	1230	92	66-127	
Benzaldehyde	1330	302	23	32-110	*
Benzo[a]anthracene	667	550	83	50-110	
Benzo[a]pyrene	667	565	85	44-110	
Benzo[b]fluoranthene	667	571	86	43-110	
Benzo[g,h,i]perylene	667	546	82	51-110	
Benzo[k]fluoranthene	667	565	85	38-105	
Bis(2-chloroethoxy)methane	667	488	73	32-110	
Bis(2-chloroethyl)ether	667	480	72	34-110	
Bis(2-ethylhexyl) phthalate	667	603	90	50-110	
Butyl benzyl phthalate	667	582	87	51-110	
Caprolactam	1330	1270	95	44-114	
Carbazole	667	574	86	50-110	
Chrysene	667	553	83	50-110	
Di-n-butyl phthalate	667	593	89	51-110	

Column to be used to flag recovery and RPD values

FORM III 8270D

FORM III
GC/MS SEMI VOA LAB CONTROL SAMPLE RECOVERY

Lab Name: TestAmerica Canton Job No.: 240-28436-1

SDG No.:

Matrix: Solid Level: Low Lab File ID: 30910005.D

Lab ID: LCS 240-100408/24-A Client ID:

COMPOUND	SPIKE ADDED (ug/Kg)	LCS CONCENTRATION (ug/Kg)	LCS % REC	QC LIMITS REC	#
Di-n-octyl phthalate	667	569	85	48-110	
Dibenzo(a,h)anthracene	667	542	81	51-110	
Dibenzofuran	667	499	75	43-110	
Diethyl phthalate	667	536	80	52-110	
Dimethyl phthalate	667	519	78	50-110	
Fluoranthene	667	559	84	51-110	
Fluorene	667	498	75	46-110	
Hexachlorobenzene	667	534	80	43-110	
Hexachlorobutadiene	667	478	72	29-110	
Hexachlorocyclopentadiene	667	414	62	12-110	
Hexachloroethane	667	455	68	30-110	
Indeno[1,2,3-cd]pyrene	667	548	82	50-110	
Isophorone	667	466	70	36-110	
N-Nitrosodi-n-propylamine	667	485	73	38-110	
N-Nitrosodimethylamine	667	492	74	31-110	
N-Nitrosodiphenylamine	1330	1060	79	46-110	
Naphthalene	667	478	72	36-110	
Nitrobenzene	667	479	72	32-110	
Pentachlorophenol	1330	711	53	10-110	
Phenanthrene	667	531	80	49-110	
Phenol	667	495	74	38-110	
Pyrene	667	560	84	49-110	
2,2'-oxybis[1-chloropropane]	667	485	73	29-110	
2,6-Dinitrotoluene	667	536	80	45-110	
4-Nitrophenol	1330	1030	77	28-110	

Column to be used to flag recovery and RPD values

FORM III 8270D

FORM III
GC/MS SEMI VOA LAB CONTROL SAMPLE RECOVERY

Lab Name: TestAmerica Canton Job No.: 240-28436-1

SDG No.:

Matrix: Solid Level: Low Lab File ID: 30912005.D

Lab ID: LCS 240-100631/24-A Client ID:

COMPOUND	SPIKE ADDED (ug/Kg)	LCS CONCENTRATION (ug/Kg)	LCS % REC	QC LIMITS REC	#
1,1'-Biphenyl	667	375	56	35-110	
1,4-Dioxane	667	185	28	10-110	
2,4,6-Trichlorophenol	667	353	53	12-110	
2,4,5-Trichlorophenol	667	411	62	25-110	
2,4-Dichlorophenol	667	411	62	39-110	
2,4-Dimethylphenol	667	396	59	29-110	
2,4-Dinitrophenol	1330	432	32	10-110	
2,4-Dinitrotoluene	667	503	75	48-110	
2-Chloronaphthalene	667	376	56	32-110	
2-Chlorophenol	667	379	57	37-110	
2-Methylnaphthalene	667	373	56	36-110	
2-Methylphenol	667	369	55	41-110	
2-Nitroaniline	667	440	66	45-110	
2-Nitrophenol	667	390	58	34-110	
3 & 4 Methylphenol	667	382 J	57	40-110	
3,3'-Dichlorobenzidine	1330	918	69	28-110	
3-Nitroaniline	667	465	70	44-110	
4,6-Dinitro-2-methylphenol	1330	727	55	10-110	
4-Bromophenyl phenyl ether	667	454	68	39-110	
4-Chloro-3-methylphenol	667	438	66	48-110	
4-Chloroaniline	667	374	56	30-110	
4-Chlorophenyl phenyl ether	667	430	64	40-110	
4-Nitroaniline	667	505	76	48-110	
Acenaphthene	667	382	57	38-110	
Acenaphthylene	667	369	55	40-110	
Acetophenone	667	348	52	40-110	
Anthracene	667	449	67	48-110	
Atrazine	1330	1010	76	66-127	
Benzaldehyde	1330	308	23	32-110	*
Benzo[a]anthracene	667	466	70	50-110	
Benzo[a]pyrene	667	473	71	44-110	
Benzo[b]fluoranthene	667	486	73	43-110	
Benzo[g,h,i]perylene	667	477	72	51-110	
Benzo[k]fluoranthene	667	458	69	38-105	
Bis(2-chloroethoxy)methane	667	369	55	32-110	
Bis(2-chloroethyl)ether	667	353	53	34-110	
Bis(2-ethylhexyl) phthalate	667	517	78	50-110	
Butyl benzyl phthalate	667	482	72	51-110	
Caprolactam	1330	1100	83	44-114	
Carbazole	667	482	72	50-110	
Chrysene	667	468	70	50-110	
Di-n-butyl phthalate	667	544	82	51-110	

Column to be used to flag recovery and RPD values

FORM III 8270D

FORM III
GC/MS SEMI VOA LAB CONTROL SAMPLE RECOVERY

Lab Name: TestAmerica Canton Job No.: 240-28436-1

SDG No.:

Matrix: Solid Level: Low Lab File ID: 30912005.D

Lab ID: LCS 240-100631/24-A Client ID:

COMPOUND	SPIKE ADDED (ug/Kg)	LCS CONCENTRATION (ug/Kg)	LCS % REC	QC LIMITS REC	#
Di-n-octyl phthalate	667	467	70	48-110	
Dibenzo(a,h)anthracene	667	479	72	51-110	
Dibenzofuran	667	408	61	43-110	
Diethyl phthalate	667	496	74	52-110	
Dimethyl phthalate	667	443	66	50-110	
Fluoranthene	667	474	71	51-110	
Fluorene	667	421	63	46-110	
Hexachlorobenzene	667	448	67	43-110	
Hexachlorobutadiene	667	372	56	29-110	
Hexachlorocyclopentadiene	667	270 J	41	12-110	
Hexachloroethane	667	350	52	30-110	
Indeno[1,2,3-cd]pyrene	667	478	72	50-110	
Isophorone	667	355	53	36-110	
N-Nitrosodi-n-propylamine	667	346	52	38-110	
N-Nitrosodimethylamine	667	339	51	31-110	
N-Nitrosodiphenylamine	1330	887	67	46-110	
Naphthalene	667	362	54	36-110	
Nitrobenzene	667	356	53	32-110	
Pentachlorophenol	1330	673	50	10-110	
Phenanthrene	667	447	67	49-110	
Phenol	667	372	56	38-110	
Pyrene	667	454	68	49-110	
2,2'-oxybis[1-chloropropane]	667	363	54	29-110	
2,6-Dinitrotoluene	667	475	71	45-110	
4-Nitrophenol	1330	846	63	28-110	

Column to be used to flag recovery and RPD values

FORM III 8270D

FORM VIII

GC/MS SEMI VOA INTERNAL STANDARD AREA AND RETENTION TIME SUMMARY

Lab Name: TestAmerica Canton Job No.: 240-28436-1

SDG No.:

Sample No.: STD6 240-100302/10 Date Analyzed: 09/05/2013 19:11

Instrument ID: A4HP7 GC Column: RXI-5SILMS ID: 0.45(mm)

Lab File ID (Standard): 30905010.D Heated Purge: (Y/N) N

Calibration ID: 17254

		DCB		NPT		ANT	
		AREA #	RT #	AREA #	RT #	AREA #	RT #
INITIAL CALIBRATION MID-POINT		292234	6.22	1223720	7.33	745016	8.83
UPPER LIMIT		584468	6.72	2447440	7.83	1490032	9.33
LOWER LIMIT		146117	5.72	611860	6.83	372508	8.33
LAB SAMPLE ID	CLIENT SAMPLE ID						
ICV 240-100302/11		249818	6.22	1038836	7.33	612033	8.84
CCVIS 240-100796/2		264880	6.20	1046874	7.34	618269	8.85
CCV 240-100975/2 CCVIS		229172	6.18	926376	7.32	552272	8.83
CCV 240-101122/2 CCVIS		238375	6.17	960763	7.31	563487	8.82

DCB = 1,4-Dichlorobenzene-d4
NPT = Naphthalene-d8
ANT = Acenaphthene-d10

Area Limit = 50%-200% of internal standard area
RT Limit = ± 0.5 minutes of internal standard RT

Column used to flag values outside QC limits

FORM VIII 8270D

FORM VIII

GC/MS SEMI VOA INTERNAL STANDARD AREA AND RETENTION TIME SUMMARY

Lab Name: TestAmerica Canton Job No.: 240-28436-1

SDG No.:

Sample No.: STD6 240-100302/10 Date Analyzed: 09/05/2013 19:11

Instrument ID: A4HP7 GC Column: RXI-5SILMS ID: 0.45(mm)

Lab File ID (Standard): 30905010.D Heated Purge: (Y/N) N

Calibration ID: 17254

		PHN		CRY		PRY	
		AREA #	RT #	AREA #	RT #	AREA #	RT #
INITIAL CALIBRATION MID-POINT		1260524	10.10	1443215	12.82	1266035	15.02
UPPER LIMIT		2521048	10.60	2886430	13.32	2532070	15.52
LOWER LIMIT		630262	9.60	721608	12.32	633018	14.52
LAB SAMPLE ID	CLIENT SAMPLE ID						
ICV 240-100302/11		1017520	10.10	1185617	12.82	1033040	15.01
CCVIS 240-100796/2		1057238	10.12	1230848	12.85	1070856	15.05
CCV 240-100975/2 CCVIS		956889	10.08	1089600	12.77	959275	14.95
CCV 240-101122/2 CCVIS		962876	10.09	1125444	12.79	1015932	14.97

PHN = Phenanthrene-d10
CRY = Chrysene-d12
PRY = Perylene-d12

Area Limit = 50%-200% of internal standard area
RT Limit = ± 0.5 minutes of internal standard RT

Column used to flag values outside QC limits

FORM VIII 8270D

FORM VIII

GC/MS SEMI VOA INTERNAL STANDARD AREA AND RETENTION TIME SUMMARY

Lab Name: TestAmerica Canton Job No.: 240-28436-1

SDG No.:

Sample No.: CCVIS 240-100796/2 Date Analyzed: 09/10/2013 09:59

Instrument ID: A4HP7 GC Column: RXI-5SILMS ID: 0.45(mm)

Lab File ID (Standard): 30910002.D Heated Purge: (Y/N) N

Calibration ID: 17262

		DCB		NPT		ANT	
		AREA #	RT #	AREA #	RT #	AREA #	RT #
12/24 HOUR STD		264880	6.20	1046874	7.34	618269	8.85
UPPER LIMIT		529760	6.70	2093748	7.84	1236538	9.35
LOWER LIMIT		132440	5.70	523437	6.84	309135	8.35
LAB SAMPLE ID	CLIENT SAMPLE ID						
CCV 240-100796/3		207171	6.20	856651	7.33	514725	8.85
MB 240-100408/23-A		220577	6.20	888426	7.33	529678	8.85
LCS 240-100408/24-A		207626	6.20	863986	7.34	521824	8.85

DCB = 1,4-Dichlorobenzene-d4
DCB = 1,4-Dichlorobenzene-d4
NPT = Naphthalene-d8
ANT = Acenaphthene-d10
Area Limit = 50%-200% of internal standard area
RT Limit = ± 0.5 minutes of internal standard RT

Column used to flag values outside QC limits

FORM VIII 8270D

FORM VIII

GC/MS SEMI VOA INTERNAL STANDARD AREA AND RETENTION TIME SUMMARY

Lab Name: TestAmerica Canton Job No.: 240-28436-1

SDG No.:

Sample No.: CCVIS 240-100796/2 Date Analyzed: 09/10/2013 09:59

Instrument ID: A4HP7 GC Column: RXI-5SILMS ID: 0.45(mm)

Lab File ID (Standard): 30910002.D Heated Purge: (Y/N) N

Calibration ID: 17262

		PHN		CRY		PRY	
		AREA #	RT #	AREA #	RT #	AREA #	RT #
12/24 HOUR STD		1057238	10.12	1230848	12.85	1070856	15.05
UPPER LIMIT		2114476	10.62	2461696	13.35	2141712	15.55
LOWER LIMIT		528619	9.62	615424	12.35	535428	14.55
LAB SAMPLE ID	CLIENT SAMPLE ID						
CCV 240-100796/3		900593	10.12	940800	12.85	843146	15.05
MB 240-100408/23-A		911731	10.12	968012	12.85	870277	15.05
LCS 240-100408/24-A		897365	10.12	1001506	12.85	878502	15.05

PHN = Phenanthrene-d10
CRY = Chrysene-d12
PRY = Perylene-d12

Area Limit = 50%-200% of internal standard area
RT Limit = ± 0.5 minutes of internal standard RT

Column used to flag values outside QC limits

FORM VIII 8270D

FORM VIII

GC/MS SEMI VOA INTERNAL STANDARD AREA AND RETENTION TIME SUMMARY

Lab Name: TestAmerica Canton Job No.: 240-28436-1

SDG No.:

Sample No.: CCV 240-100975/2 Date Analyzed: 09/11/2013 09:24

Instrument ID: A4HP7 GC Column: RXI-5SILMS ID: 0.45(mm)

Lab File ID (Standard): 30911002.D Heated Purge: (Y/N) N

Calibration ID: 17262

		DCB		NPT		ANT	
		AREA #	RT #	AREA #	RT #	AREA #	RT #
12/24 HOUR STD		229172	6.18	926376	7.32	552272	8.83
UPPER LIMIT		458344	6.68	1852752	7.82	1104544	9.33
LOWER LIMIT		114586	5.68	463188	6.82	276136	8.33
LAB SAMPLE ID	CLIENT SAMPLE ID						
240-28436-6	DR-SB-205-10-12	180596	6.19	713686	7.32	443203	8.82
240-28436-2	DR-SB-202-06-08	185053	6.18	753488	7.32	469179	8.82
240-28436-7	DR-SB-206-04-06	187068	6.19	751902	7.31	467626	8.82
240-28436-4	DR-SB-204-08-10	176507	6.18	702227	7.31	439821	8.82
240-28436-1	DR-SB-202-02-04	194662	6.19	803765	7.31	512483	8.82
240-28436-3	DR-SB-204-02-04	179583	6.18	733133	7.31	463497	8.82
240-28436-5	DR-SB-205-06-08	194859	6.18	789528	7.31	501766	8.82
240-28436-8	DR-SB-206-08-10	197382	6.18	797265	7.31	494118	8.82

DCB = 1,4-Dichlorobenzene-d4

DCB = 1,4-Dichlorobenzene-d4

NPT = Naphthalene-d8

NPT = Naphthalene-d8

Area Limit = 50%-200% of internal standard area

ANT = Acenaphthene-d10

RT Limit = ± 0.5 minutes of internal standard RT

ANT = Acenaphthene-d10

Column used to flag values outside QC limits

FORM VIII 8270D

FORM VIII

GC/MS SEMI VOA INTERNAL STANDARD AREA AND RETENTION TIME SUMMARY

Lab Name: TestAmerica Canton Job No.: 240-28436-1

SDG No.:

Sample No.: CCV 240-100975/2 Date Analyzed: 09/11/2013 09:24

Instrument ID: A4HP7 GC Column: RXI-5SILMS ID: 0.45(mm)

Lab File ID (Standard): 30911002.D Heated Purge: (Y/N) N

Calibration ID: 17262

		PHN		CRY		PRY	
		AREA #	RT #	AREA #	RT #	AREA #	RT #
12/24 HOUR STD		956889	10.08	1089600	12.77	959275	14.95
UPPER LIMIT		1913778	10.58	2179200	13.27	1918550	15.45
LOWER LIMIT		478445	9.58	544800	12.27	479638	14.45
LAB SAMPLE ID	CLIENT SAMPLE ID						
240-28436-6	DR-SB-205-10-12	772610	10.08	855565	12.76	786816	14.95
240-28436-2	DR-SB-202-06-08	824279	10.08	912074	12.76	852394	14.95
240-28436-7	DR-SB-206-04-06	819517	10.08	918134	12.77	851934	14.95
240-28436-4	DR-SB-204-08-10	762459	10.08	862979	12.76	783120	14.95
240-28436-1	DR-SB-202-02-04	890597	10.08	1016446	12.76	938747	14.95
240-28436-3	DR-SB-204-02-04	798299	10.08	946458	12.76	914847	14.95
240-28436-5	DR-SB-205-06-08	883691	10.08	1075867	12.77	1020166	14.96
240-28436-8	DR-SB-206-08-10	881065	10.08	1112759	12.77	1069648	14.97

PHN = Phenanthrene-d10

PHN = Phenanthrene-d10

CRY = Chrysene-d12

CRY = Chrysene-d12

Area Limit = 50%-200% of internal standard area

PRY = Perylene-d12

RT Limit = ± 0.5 minutes of internal standard RT

PRY = Perylene-d12

Column used to flag values outside QC limits

FORM VIII 8270D

FORM VIII

GC/MS SEMI VOA INTERNAL STANDARD AREA AND RETENTION TIME SUMMARY

Lab Name: TestAmerica Canton Job No.: 240-28436-1

SDG No.:

Sample No.: CCV 240-101122/2 Date Analyzed: 09/12/2013 08:49

Instrument ID: A4HP7 GC Column: RXI-5SILMS ID: 0.45(mm)

Lab File ID (Standard): 30912002.D Heated Purge: (Y/N) N

Calibration ID: 17262

		DCB		NPT		ANT	
		AREA #	RT #	AREA #	RT #	AREA #	RT #
12/24 HOUR STD		238375	6.17	960763	7.31	563487	8.82
UPPER LIMIT		476750	6.67	1921526	7.81	1126974	9.32
LOWER LIMIT		119188	5.67	480382	6.81	281744	8.32
LAB SAMPLE ID	CLIENT SAMPLE ID						
MB 240-100631/23-B		190049	6.17	777485	7.30	492682	8.82
LCS 240-100631/24-A		197860	6.17	810172	7.31	509817	8.82
240-28436-12	DR-SB-208-08-10	168239	6.17	677497	7.31	425980	8.82
240-28436-13	DR-SB-209-04-06	167675	6.17	687128	7.31	423997	8.82
240-28436-16	DR-SB-210-12-13	167963	6.17	691002	7.30	416910	8.82
240-28436-20	DR-SB-212-11-13	168865	6.17	695888	7.31	431005	8.82
240-28436-18	DR-SB-211-08-10	164758	6.17	664524	7.30	412863	8.82
240-28436-19	DR-SB-212-04-06	172313	6.17	698488	7.30	432040	8.82
240-28436-17	DR-SB-211-04-06	184185	6.17	751006	7.30	475962	8.82
240-28436-15	DR-SB-210-04-06	174163	6.17	721989	7.31	444214	8.82
240-28436-22	DR-SB-DUP01-0406	182897	6.17	734496	7.30	459651	8.82
240-28436-9	DR-SB-207-02-04	180441	6.17	720508	7.30	467378	8.82
240-28436-10	DR-SB-207-10-12	182040	6.17	729659	7.30	462603	8.82
240-28436-14	DR-SB-209-08-10	189761	6.17	758507	7.30	497240	8.82
240-28436-11	DR-SB-208-04-06	194062	6.17	779183	7.31	489081	8.82

DCB = 1,4-Dichlorobenzene-d4

DCB = 1,4-Dichlorobenzene-d4

NPT = Naphthalene-d8

NPT = Naphthalene-d8

Area Limit = 50%-200% of internal standard area

ANT = Acenaphthene-d10

RT Limit = ± 0.5 minutes of internal standard RT

ANT = Acenaphthene-d10

Column used to flag values outside QC limits

FORM VIII 8270D

FORM VIII

GC/MS SEMI VOA INTERNAL STANDARD AREA AND RETENTION TIME SUMMARY

Lab Name: TestAmerica Canton Job No.: 240-28436-1

SDG No.:

Sample No.: CCV 240-101122/2 Date Analyzed: 09/12/2013 08:49

Instrument ID: A4HP7 GC Column: RXI-5SILMS ID: 0.45(mm)

Lab File ID (Standard): 30912002.D Heated Purge: (Y/N) N

Calibration ID: 17262

		PHN		CRY		PRY	
		AREA #	RT #	AREA #	RT #	AREA #	RT #
12/24 HOUR STD		962876	10.09	1125444	12.79	1015932	14.97
UPPER LIMIT		1925752	10.59	2250888	13.29	2031864	15.47
LOWER LIMIT		481438	9.59	562722	12.29	507966	14.47
LAB SAMPLE ID	CLIENT SAMPLE ID						
MB 240-100631/23-B		865272	10.09	922956	12.79	866724	14.97
LCS 240-100631/24-A		898342	10.09	1027136	12.79	943365	14.97
240-28436-12	DR-SB-208-08-10	733870	10.09	821619	12.79	759047	14.97
240-28436-13	DR-SB-209-04-06	751398	10.09	843481	12.79	781903	14.97
240-28436-16	DR-SB-210-12-13	752980	10.09	846799	12.79	786470	14.97
240-28436-20	DR-SB-212-11-13	754040	10.09	908089	12.79	828737	14.98
240-28436-18	DR-SB-211-08-10	701122	10.09	812411	12.79	763052	14.97
240-28436-19	DR-SB-212-04-06	766960	10.09	875701	12.79	811499	14.97
240-28436-17	DR-SB-211-04-06	818040	10.09	955708	12.79	923971	14.97
240-28436-15	DR-SB-210-04-06	792005	10.09	909016	12.79	858405	14.97
240-28436-22	DR-SB-DUP01-0406	789964	10.09	921948	12.79	871094	14.97
240-28436-9	DR-SB-207-02-04	806946	10.09	946170	12.79	898610	14.98
240-28436-10	DR-SB-207-10-12	811990	10.09	940831	12.78	928206	14.97
240-28436-14	DR-SB-209-08-10	847355	10.09	977598	12.79	951934	14.97
240-28436-11	DR-SB-208-04-06	874209	10.09	1028547	12.79	1029405	14.98

PHN = Phenanthrene-d10

PHN = Phenanthrene-d10

CRY = Chrysene-d12

CRY = Chrysene-d12

PRY = Perylene-d12

PRY = Perylene-d12

Area Limit = 50%-200% of internal standard area

RT Limit = ± 0.5 minutes of internal standard RT

Column used to flag values outside QC limits

FORM VIII 8270D

GC VOA ANALYSIS RUN LOG

Lab Name: TestAmerica Canton Job No.: 240-28436-1

SDG No.:

Instrument ID: YPID Start Date: 08/21/2013 11:53

Analysis Batch Number: 98316 End Date: 08/21/2013 16:00

LAB SAMPLE ID	CLIENT SAMPLE ID	DATE ANALYZED	DILUTION FACTOR	LAB FILE ID	COLUMN ID
STD1 240-98316/5 IC		08/21/2013 11:53	1	YF082105.D	RTX-VRX 0.45(mm)
STD2 240-98316/6 IC		08/21/2013 12:34	1	YF082106.D	RTX-VRX 0.45(mm)
STD3 240-98316/7 IC		08/21/2013 13:16	1	YF082107.D	RTX-VRX 0.45(mm)
STD4 240-98316/8 ICRT		08/21/2013 13:57	1	YF082108.D	RTX-VRX 0.45(mm)
STD5 240-98316/9 IC		08/21/2013 14:38	1	YF082109.D	RTX-VRX 0.45(mm)
STD6 240-98316/10 IC		08/21/2013 15:19	1	YF082110.D	RTX-VRX 0.45(mm)
ICV 240-98316/11		08/21/2013 16:00	1	YF082111.D	RTX-VRX 0.45(mm)

FORM VI
GC VOA INITIAL CALIBRATION DATA
EXTERNAL STANDARD CURVE EVALUATION

Lab Name: TestAmerica Canton Job No.: 240-28436-1 Analy Batch No.: 98316

SDG No.:

Instrument ID: YPID GC Column: RTX-VRX ID: 0.45(mm) Heated Purge: (Y/N) N

Calibration Start Date: 08/21/2013 11:53 Calibration End Date: 08/21/2013 15:19 Calibration ID: 17011

Calibration Files:

LEVEL:	LAB SAMPLE ID:	LAB FILE ID:
Level 1	STD1 240-98316/5	YF082105.D
Level 2	STD2 240-98316/6	YF082106.D
Level 3	STD3 240-98316/7	YF082107.D
Level 4	STD4 240-98316/8	YF082108.D
Level 5	STD5 240-98316/9	YF082109.D
Level 6	STD6 240-98316/10	YF082110.D

ANALYTE	CF				CURVE TYPE	COEFFICIENT			#	MIN CF	%RSD	#	MAX %RSD	R^2 OR COD	#	MIN R^2 OR COD
	LVL 1 LVL 5	LVL 2 LVL 6	LVL 3	LVL 4		B	M1	M2								
Total Petroleum Hydrocarbons (C6-C10)	218793 178073	200683 168402	185221	179733	Ave		188484.161				9.7		20.0			
C6-C12	253410 192449	217081 182497	201115	194347	Ave		206816.484				12.0		20.0			
Trifluorotoluene (Surr)	208336 165275	165005 153793	163672	170026	Ave		171017.973				11.0		20.0			

Note: The ml coefficient is the same as Ave CF for an Ave curve type.

FORM VII
GC VOA CONTINUING CALIBRATION DATA

Lab Name: TestAmerica Canton Job No.: 240-28436-1

SDG No.:

Lab Sample ID: ICV 240-98316/11 Calibration Date: 08/21/2013 16:00

Instrument ID: YPID Calib Start Date: 08/21/2013 11:53

GC Column: RTX-VRX ID: 0.45(mm) Calib End Date: 08/21/2013 15:19

Lab File ID: YF082111.D Conc. Units: ug/L Heated Purge: (Y/N) N

ANALYTE	CURVE TYPE	AVE CF	CF	MIN CF	CALC AMOUNT	SPIKE AMOUNT	%D	MAX %D
Total Petroleum Hydrocarbons (C6-C10)	Ave	188484	170634		724	800	-9.5	20.0
C6-C12	Ave	206816	191323		740	800	-7.5	20.0
Trifluorotoluene (Surr)	Ave	171018	169240		9.90	10.0	-1.0	20.0

GC VOA ANALYSIS RUN LOG

Lab Name: TestAmerica Canton Job No.: 240-28436-1

SDG No.:

Instrument ID: YPID Start Date: 08/30/2013 12:53

Analysis Batch Number: 99707 End Date: 08/31/2013 14:25

LAB SAMPLE ID	CLIENT SAMPLE ID	DATE ANALYZED	DILUTION FACTOR	LAB FILE ID	COLUMN ID
CCV 240-99707/4 CCVRT		08/30/2013 12:53	1	YF083004.D	RTX-VRX 0.45(mm)
MB 240-99701/1-A		08/30/2013 13:36	1	YF083005.D	RTX-VRX 0.45(mm)
LCS 240-99701/2-A		08/30/2013 14:20	1	YF083006.D	RTX-VRX 0.45(mm)
ZZZZZ		08/30/2013 15:04	1		RTX-VRX 0.45(mm)
ZZZZZ		08/30/2013 15:48	1		RTX-VRX 0.45(mm)
ZZZZZ		08/30/2013 16:32	1		RTX-VRX 0.45(mm)
ZZZZZ		08/30/2013 17:15	1		RTX-VRX 0.45(mm)
240-28436-22	DR-SB-DUP01-0406	08/30/2013 17:57	1	YF083011.D	RTX-VRX 0.45(mm)
240-28436-22 MS	DR-SB-DUP01-0406 MS	08/30/2013 18:40	1	YF083012.D	RTX-VRX 0.45(mm)
240-28436-22 MSD	DR-SB-DUP01-0406 MSD	08/30/2013 19:22	1	YF083013.D	RTX-VRX 0.45(mm)
CCV 240-99707/14		08/30/2013 20:04	1	YF083014.D	RTX-VRX 0.45(mm)
MB 240-99703/1-A		08/30/2013 20:46	1	YF083015.D	RTX-VRX 0.45(mm)
LCS 240-99703/2-A		08/30/2013 21:28	1	YF083016.D	RTX-VRX 0.45(mm)
240-28436-1	DR-SB-202-02-04	08/30/2013 22:10	1	YF083017.D	RTX-VRX 0.45(mm)
240-28436-1 MS	DR-SB-202-02-04 MS	08/30/2013 22:52	1	YF083018.D	RTX-VRX 0.45(mm)
240-28436-1 MSD	DR-SB-202-02-04 MSD	08/30/2013 23:33	1	YF083019.D	RTX-VRX 0.45(mm)
240-28436-2	DR-SB-202-06-08	08/31/2013 00:15	1	YF083020.D	RTX-VRX 0.45(mm)
240-28436-3	DR-SB-204-02-04	08/31/2013 00:57	1	YF083021.D	RTX-VRX 0.45(mm)
240-28436-4	DR-SB-204-08-10	08/31/2013 01:38	1	YF083022.D	RTX-VRX 0.45(mm)
240-28436-5	DR-SB-205-06-08	08/31/2013 02:20	1	YF083023.D	RTX-VRX 0.45(mm)
CCV 240-99707/24		08/31/2013 03:02	1	YF083024.D	RTX-VRX 0.45(mm)
240-28436-6	DR-SB-205-10-12	08/31/2013 03:43	1	YF083025.D	RTX-VRX 0.45(mm)
240-28436-7	DR-SB-206-04-06	08/31/2013 04:24	1	YF083026.D	RTX-VRX 0.45(mm)
240-28436-8	DR-SB-206-08-10	08/31/2013 05:05	1	YF083027.D	RTX-VRX 0.45(mm)
240-28436-9	DR-SB-207-02-04	08/31/2013 05:46	1	YF083028.D	RTX-VRX 0.45(mm)
240-28436-10	DR-SB-207-10-12	08/31/2013 06:26	1	YF083029.D	RTX-VRX 0.45(mm)
240-28436-11	DR-SB-208-04-06	08/31/2013 07:06	1	YF083030.D	RTX-VRX 0.45(mm)
240-28436-12	DR-SB-208-08-10	08/31/2013 07:46	1	YF083031.D	RTX-VRX 0.45(mm)
240-28436-13	DR-SB-209-04-06	08/31/2013 08:26	1	YF083032.D	RTX-VRX 0.45(mm)
CCV 240-99707/33		08/31/2013 09:06	1	YF083033.D	RTX-VRX 0.45(mm)
240-28436-14	DR-SB-209-08-10	08/31/2013 09:46	1	YF083034.D	RTX-VRX 0.45(mm)
240-28436-15	DR-SB-210-04-06	08/31/2013 10:26	1	YF083035.D	RTX-VRX 0.45(mm)
240-28436-16	DR-SB-210-12-13	08/31/2013 11:07	1	YF083036.D	RTX-VRX 0.45(mm)
240-28436-17	DR-SB-211-04-06	08/31/2013 11:47	1	YF083037.D	RTX-VRX 0.45(mm)
240-28436-18	DR-SB-211-08-10	08/31/2013 12:27	1	YF083038.D	RTX-VRX 0.45(mm)
240-28436-19	DR-SB-212-04-06	08/31/2013 13:06	1	YF083039.D	RTX-VRX 0.45(mm)
ZZZZZ		08/31/2013 13:46	1		RTX-VRX 0.45(mm)
CCV 240-99707/41		08/31/2013 14:25	1	YF083041.D	RTX-VRX 0.45(mm)

8015C

FORM VII
GC VOA CONTINUING CALIBRATION DATA

Lab Name: TestAmerica Canton Job No.: 240-28436-1

SDG No.:

Lab Sample ID: CCV 240-99707/4 Calibration Date: 08/30/2013 12:53

Instrument ID: YPID Calib Start Date: 08/21/2013 11:53

GC Column: RTX-VRX ID: 0.45(mm) Calib End Date: 08/21/2013 15:19

Lab File ID: YF083004.D Conc. Units: ug/L Heated Purge: (Y/N) N

ANALYTE	CURVE TYPE	AVE CF	CF	MIN CF	CALC AMOUNT	SPIKE AMOUNT	%D	MAX %D
Total Petroleum Hydrocarbons (C6-C10)	Ave	188484	174865		742	800	-7.2	20.0
C6-C12	Ave	206816	191501		741	800	-7.4	20.0
Trifluorotoluene (Surr)	Ave	171018	176918		10.3	10.0	3.5	20.0

FORM VII
GC VOA CONTINUING CALIBRATION DATA

Lab Name: TestAmerica Canton Job No.: 240-28436-1

SDG No.:

Lab Sample ID: CCV 240-99707/14 Calibration Date: 08/30/2013 20:04

Instrument ID: YPID Calib Start Date: 08/21/2013 11:53

GC Column: RTX-VRX ID: 0.45(mm) Calib End Date: 08/21/2013 15:19

Lab File ID: YF083014.D Conc. Units: ug/L Heated Purge: (Y/N) N

ANALYTE	CURVE TYPE	AVE CF	CF	MIN CF	CALC AMOUNT	SPIKE AMOUNT	%D	MAX %D
Total Petroleum Hydrocarbons (C6-C10)	Ave	188484	163117		692	800	-13.5	20.0
C6-C12	Ave	206816	176867		684	800	-14.5	20.0
Trifluorotoluene (Surr)	Ave	171018	160639		9.39	10.0	-6.1	20.0

FORM VII
GC VOA CONTINUING CALIBRATION DATA

Lab Name: TestAmerica Canton Job No.: 240-28436-1

SDG No.:

Lab Sample ID: CCV 240-99707/24 Calibration Date: 08/31/2013 03:02

Instrument ID: YPID Calib Start Date: 08/21/2013 11:53

GC Column: RTX-VRX ID: 0.45(mm) Calib End Date: 08/21/2013 15:19

Lab File ID: YF083024.D Conc. Units: ug/L Heated Purge: (Y/N) N

ANALYTE	CURVE TYPE	AVE CF	CF	MIN CF	CALC AMOUNT	SPIKE AMOUNT	%D	MAX %D
Total Petroleum Hydrocarbons (C6-C10)	Ave	188484	165919		704	800	-12.0	20.0
C6-C12	Ave	206816	178813		692	800	-13.5	20.0
Trifluorotoluene (Surr)	Ave	171018	162615		9.51	10.0	-4.9	20.0

FORM VII
GC VOA CONTINUING CALIBRATION DATA

Lab Name: TestAmerica Canton Job No.: 240-28436-1

SDG No.:

Lab Sample ID: CCV 240-99707/33 Calibration Date: 08/31/2013 09:06

Instrument ID: YPID Calib Start Date: 08/21/2013 11:53

GC Column: RTX-VRX ID: 0.45(mm) Calib End Date: 08/21/2013 15:19

Lab File ID: YF083033.D Conc. Units: ug/L Heated Purge: (Y/N) N

ANALYTE	CURVE TYPE	AVE CF	CF	MIN CF	CALC AMOUNT	SPIKE AMOUNT	%D	MAX %D
Total Petroleum Hydrocarbons (C6-C10)	Ave	188484	159218		676	800	-15.5	20.0
C6-C12	Ave	206816	171923		665	800	-16.9	20.0
Trifluorotoluene (Surr)	Ave	171018	151990		8.89	10.0	-11.1	20.0

FORM VII
GC VOA CONTINUING CALIBRATION DATA

Lab Name: TestAmerica Canton Job No.: 240-28436-1

SDG No.:

Lab Sample ID: CCV 240-99707/41 Calibration Date: 08/31/2013 14:25

Instrument ID: YPID Calib Start Date: 08/21/2013 11:53

GC Column: RTX-VRX ID: 0.45(mm) Calib End Date: 08/21/2013 15:19

Lab File ID: YF083041.D Conc. Units: ug/L Heated Purge: (Y/N) N

ANALYTE	CURVE TYPE	AVE CF	CF	MIN CF	CALC AMOUNT	SPIKE AMOUNT	%D	MAX %D
Total Petroleum Hydrocarbons (C6-C10)	Ave	188484	156447		664	800	-17.0	20.0
C6-C12	Ave	206816	168317		651	800	-18.6	20.0
Trifluorotoluene (Surr)	Ave	171018	151750		8.87	10.0	-11.3	20.0

FORM IV
GC VOA METHOD BLANK SUMMARY

Lab Name: TestAmerica Canton Job No.: 240-28436-1

SDG No.:

Lab Sample ID: MB 240-99701/1-A

Matrix: Solid Date Extracted: 08/30/2013 09:43

Lab File ID:(1) YF083005.D Lab File ID:(2)

Date Analyzed:(1) 08/30/2013 13:36 Date Analyzed:(2)

Instrument ID:(1) YPID Instrument ID:(2)

GC Column:(1) RTX-VRX ID: 0.45(mm) GC Column:(2) ID:

THIS METHOD BLANK APPLIES TO THE FOLLOWING SAMPLES:

CLIENT SAMPLE ID	LAB SAMPLE ID	DATE ANALYZED 1	DATE ANALYZED 2
	LCS 240-99701/2-A	08/30/2013 14:20	
DR-SB-DUP01-0406	240-28436-22	08/30/2013 17:57	
DR-SB-DUP01-0406 MS	240-28436-22 MS	08/30/2013 18:40	
DR-SB-DUP01-0406 MSD	240-28436-22 MSD	08/30/2013 19:22	

FORM I
GC VOA ORGANICS ANALYSIS DATA SHEET

Lab Name: TestAmerica Canton Job No.: 240-28436-1

SDG No.:

Client Sample ID: Lab Sample ID: MB 240-99701/1-A

Matrix: Solid Lab File ID: YF083005.D

Analysis Method: 8015C Date Collected:

Sample wt/vol: 5(g) Date Analyzed: 08/30/2013 13:36

Soil Aliquot Vol: Dilution Factor: 1

Soil Extract Vol.: GC Column: RTX-VRX ID: 0.45(mm)

% Moisture: Level: (low/med) Low

Analysis Batch No.: 99707 Units: ug/Kg

CAS NO.	COMPOUND NAME	RESULT	Q	RL	MDL
8006-61-9	Total Petroleum Hydrocarbons (C6-C10)	100	U	100	46

CAS NO.	SURROGATE	%REC	Q	LIMITS
98-08-8	Trifluorotoluene (Surr)	96		10-150

FORM IV
GC VOA METHOD BLANK SUMMARY

Lab Name: TestAmerica Canton Job No.: 240-28436-1

SDG No.:

Lab Sample ID: MB 240-99703/1-A

Matrix: Solid Date Extracted: 08/30/2013 09:47

Lab File ID:(1) YF083015.D Lab File ID:(2)

Date Analyzed:(1) 08/30/2013 20:46 Date Analyzed:(2)

Instrument ID:(1) YPID Instrument ID:(2)

GC Column:(1) RTX-VRX ID: 0.45(mm) GC Column:(2) ID:

THIS METHOD BLANK APPLIES TO THE FOLLOWING SAMPLES:

CLIENT SAMPLE ID	LAB SAMPLE ID	DATE ANALYZED 1	DATE ANALYZED 2
	LCS 240-99703/2-A	08/30/2013 21:28	
DR-SB-202-02-04	240-28436-1	08/30/2013 22:10	
DR-SB-202-02-04 MS	240-28436-1 MS	08/30/2013 22:52	
DR-SB-202-02-04 MSD	240-28436-1 MSD	08/30/2013 23:33	
DR-SB-202-06-08	240-28436-2	08/31/2013 00:15	
DR-SB-204-02-04	240-28436-3	08/31/2013 00:57	
DR-SB-204-08-10	240-28436-4	08/31/2013 01:38	
DR-SB-205-06-08	240-28436-5	08/31/2013 02:20	
DR-SB-205-10-12	240-28436-6	08/31/2013 03:43	
DR-SB-206-04-06	240-28436-7	08/31/2013 04:24	
DR-SB-206-08-10	240-28436-8	08/31/2013 05:05	
DR-SB-207-02-04	240-28436-9	08/31/2013 05:46	
DR-SB-207-10-12	240-28436-10	08/31/2013 06:26	
DR-SB-208-04-06	240-28436-11	08/31/2013 07:06	
DR-SB-208-08-10	240-28436-12	08/31/2013 07:46	
DR-SB-209-04-06	240-28436-13	08/31/2013 08:26	
DR-SB-209-08-10	240-28436-14	08/31/2013 09:46	
DR-SB-210-04-06	240-28436-15	08/31/2013 10:26	
DR-SB-210-12-13	240-28436-16	08/31/2013 11:07	
DR-SB-211-04-06	240-28436-17	08/31/2013 11:47	
DR-SB-211-08-10	240-28436-18	08/31/2013 12:27	
DR-SB-212-04-06	240-28436-19	08/31/2013 13:06	

FORM I
GC VOA ORGANICS ANALYSIS DATA SHEET

Lab Name: TestAmerica Canton Job No.: 240-28436-1

SDG No.:

Client Sample ID: Lab Sample ID: MB 240-99703/1-A

Matrix: Solid Lab File ID: YF083015.D

Analysis Method: 8015C Date Collected:

Sample wt/vol: 5(g) Date Analyzed: 08/30/2013 20:46

Soil Aliquot Vol: Dilution Factor: 1

Soil Extract Vol.: GC Column: RTX-VRX ID: 0.45(mm)

% Moisture: Level: (low/med) Low

Analysis Batch No.: 99707 Units: ug/Kg

CAS NO.	COMPOUND NAME	RESULT	Q	RL	MDL
8006-61-9	Total Petroleum Hydrocarbons (C6-C10)	100	U	100	46

CAS NO.	SURROGATE	%REC	Q	LIMITS
98-08-8	Trifluorotoluene (Surr)	87		10-150

GC VOA ANALYSIS RUN LOG

Lab Name: TestAmerica Canton Job No.: 240-28436-1

SDG No.:

Instrument ID: YPID Start Date: 09/04/2013 15:58

Analysis Batch Number: 100117 End Date: 09/05/2013 08:48

LAB SAMPLE ID	CLIENT SAMPLE ID	DATE ANALYZED	DILUTION FACTOR	LAB FILE ID	COLUMN ID
CCV 240-100117/4 CCVRT		09/04/2013 15:58	1	YF090404.D	RTX-VRX 0.45(mm)
MB 240-100087/1-A		09/04/2013 16:37	1	YF090405.D	RTX-VRX 0.45(mm)
LCS 240-100087/2-A		09/04/2013 17:16	1	YF090406.D	RTX-VRX 0.45(mm)
240-28436-20	DR-SB-212-11-13	09/04/2013 17:54	1	YF090407.D	RTX-VRX 0.45(mm)
ZZZZZ		09/04/2013 18:33	1		RTX-VRX 0.45(mm)
ZZZZZ		09/04/2013 19:11	1		RTX-VRX 0.45(mm)
240-28528-E-2-B MS		09/04/2013 19:50	1	YF090410.D	RTX-VRX 0.45(mm)
240-28528-E-2-C MSD		09/04/2013 20:28	1	YF090411.D	RTX-VRX 0.45(mm)
ZZZZZ		09/04/2013 21:07	1		RTX-VRX 0.45(mm)
CCV 240-100117/13		09/04/2013 21:46	1	YF090413.D	RTX-VRX 0.45(mm)
ZZZZZ		09/04/2013 22:25	1		RTX-VRX 0.45(mm)
ZZZZZ		09/04/2013 23:04	1		RTX-VRX 0.45(mm)
ZZZZZ		09/04/2013 23:43	1		RTX-VRX 0.45(mm)
ZZZZZ		09/05/2013 00:23	1		RTX-VRX 0.45(mm)
ZZZZZ		09/05/2013 01:03	1		RTX-VRX 0.45(mm)
ZZZZZ		09/05/2013 01:42	1		RTX-VRX 0.45(mm)
ZZZZZ		09/05/2013 02:22	1		RTX-VRX 0.45(mm)
ZZZZZ		09/05/2013 03:01	1		RTX-VRX 0.45(mm)
CCV 240-100117/22		09/05/2013 03:39	1		RTX-VRX 0.45(mm)
ZZZZZ		09/05/2013 04:18	1		RTX-VRX 0.45(mm)
ZZZZZ		09/05/2013 04:56	1		RTX-VRX 0.45(mm)
ZZZZZ		09/05/2013 05:35	1		RTX-VRX 0.45(mm)
ZZZZZ		09/05/2013 06:13	1		RTX-VRX 0.45(mm)
ZZZZZ		09/05/2013 06:52	1		RTX-VRX 0.45(mm)
ZZZZZ		09/05/2013 07:31	1		RTX-VRX 0.45(mm)
ZZZZZ		09/05/2013 08:10	1		RTX-VRX 0.45(mm)
CCV 240-100117/30		09/05/2013 08:48	1		RTX-VRX 0.45(mm)

FORM VII
GC VOA CONTINUING CALIBRATION DATA

Lab Name: TestAmerica Canton Job No.: 240-28436-1

SDG No.:

Lab Sample ID: CCV 240-100117/4 Calibration Date: 09/04/2013 15:58

Instrument ID: YPID Calib Start Date: 08/21/2013 11:53

GC Column: RTX-VRX ID: 0.45(mm) Calib End Date: 08/21/2013 15:19

Lab File ID: YF090404.D Conc. Units: ug/L Heated Purge: (Y/N) N

ANALYTE	CURVE TYPE	AVE CF	CF	MIN CF	CALC AMOUNT	SPIKE AMOUNT	%D	MAX %D
Total Petroleum Hydrocarbons (C6-C10)	Ave	188484	209939		891	800	11.4	20.0
C6-C12	Ave	206816	228196		883	800	10.3	20.0
Trifluorotoluene (Surr)	Ave	171018	195454		11.4	10.0	14.3	20.0

FORM VII
GC VOA CONTINUING CALIBRATION DATA

Lab Name: TestAmerica Canton Job No.: 240-28436-1

SDG No.:

Lab Sample ID: CCV 240-100117/13 Calibration Date: 09/04/2013 21:46

Instrument ID: YPID Calib Start Date: 08/21/2013 11:53

GC Column: RTX-VRX ID: 0.45(mm) Calib End Date: 08/21/2013 15:19

Lab File ID: YF090413.D Conc. Units: ug/L Heated Purge: (Y/N) N

ANALYTE	CURVE TYPE	AVE CF	CF	MIN CF	CALC AMOUNT	SPIKE AMOUNT	%D	MAX %D
Total Petroleum Hydrocarbons (C6-C10)	Ave	188484	192169		816	800	2.0	20.0
C6-C12	Ave	206816	206611		799	800	-0.1	20.0
Trifluorotoluene (Surr)	Ave	171018	196942		11.5	10.0	15.2	20.0

FORM IV
GC VOA METHOD BLANK SUMMARY

Lab Name: TestAmerica Canton Job No.: 240-28436-1

SDG No.:

Lab Sample ID: MB 240-100087/1-A

Matrix: Solid Date Extracted: 09/04/2013 10:52

Lab File ID:(1) YF090405.D Lab File ID:(2)

Date Analyzed:(1) 09/04/2013 16:37 Date Analyzed:(2)

Instrument ID:(1) YPID Instrument ID:(2)

GC Column:(1) RTX-VRX ID: 0.45(mm) GC Column:(2) ID:

THIS METHOD BLANK APPLIES TO THE FOLLOWING SAMPLES:

CLIENT SAMPLE ID	LAB SAMPLE ID	DATE ANALYZED 1	DATE ANALYZED 2
	LCS 240-100087/2-A	09/04/2013 17:16	
DR-SB-212-11-13	240-28436-20	09/04/2013 17:54	
	240-28528-E-2-B MS	09/04/2013 19:50	
	240-28528-E-2-C MSD	09/04/2013 20:28	

FORM I
GC VOA ORGANICS ANALYSIS DATA SHEET

Lab Name: TestAmerica Canton | Job No.: 240-28436-1

SDG No.:

Client Sample ID: | Lab Sample ID: MB 240-100087/1-A

Matrix: Solid | Lab File ID: YF090405.D

Analysis Method: 8015C | Date Collected:

Sample wt/vol: 5(g) | Date Analyzed: 09/04/2013 16:37

Soil Aliquot Vol: | Dilution Factor: 1

Soil Extract Vol.: | GC Column: RTX-VRX ID: 0.45(mm)

% Moisture: | Level: (low/med) Low

Analysis Batch No.: 100117 | Units: ug/Kg

CAS NO.	COMPOUND NAME	RESULT	Q	RL	MDL
8006-61-9	Total Petroleum Hydrocarbons (C6-C10)	100	U	100	46

CAS NO.	SURROGATE	%REC	Q	LIMITS
98-08-8	Trifluorotoluene (Surr)	102		10-150

FORM II
GC VOA SURROGATE RECOVERY

Lab Name: TestAmerica Canton Job No.: 240-28436-1

SDG No.:

Matrix: Solid Level: Low

GC Column (1): RTX-VRX ID: 0.45 (mm)

Client Sample ID	Lab Sample ID	TFT1 #
DR-SB-202-02-04	240-28436-1	84
DR-SB-202-06-08	240-28436-2	85
DR-SB-204-02-04	240-28436-3	84
DR-SB-204-08-10	240-28436-4	88
DR-SB-205-06-08	240-28436-5	76
DR-SB-205-10-12	240-28436-6	79
DR-SB-206-04-06	240-28436-7	82
DR-SB-206-08-10	240-28436-8	86
DR-SB-207-02-04	240-28436-9	83
DR-SB-207-10-12	240-28436-10	73
DR-SB-208-04-06	240-28436-11	84
DR-SB-208-08-10	240-28436-12	85
DR-SB-209-04-06	240-28436-13	83
DR-SB-209-08-10	240-28436-14	80
DR-SB-210-04-06	240-28436-15	82
DR-SB-210-12-13	240-28436-16	78
DR-SB-211-04-06	240-28436-17	82
DR-SB-211-08-10	240-28436-18	78
DR-SB-212-04-06	240-28436-19	79
DR-SB-212-11-13	240-28436-20	114
DR-SB-DUP01-0406	240-28436-22	76
	MB 240-99701/1-A	96
	MB 240-99703/1-A	87
	MB 240-100087/1-A	102
	LCS 240-99701/2-A	106
	LCS 240-99703/2-A	108
	LCS 240-100087/2-A	126
DR-SB-202-02-04 MS	240-28436-1 MS	97
DR-SB-DUP01-0406 MS	240-28436-22 MS	97
	240-28528-E-2-B MS	122
DR-SB-202-02-04 MSD	240-28436-1 MSD	93

	QC LIMITS
TFT = Trifluorotoluene (Surr)	10-150

Column to be used to flag recovery values

FORM II 8015C

FORM II
GC VOA SURROGATE RECOVERY

Lab Name: TestAmerica Canton Job No.: 240-28436-1

SDG No.:

Matrix: Solid Level: Low

GC Column (1): RTX-VRX ID: 0.45 (mm)

Client Sample ID	Lab Sample ID	TFT1 #
DR-SB-DUP01-0406 MSD	240-28436-22 MSD	104
	240-28528-E-2-C MSD	126

	QC LIMITS
TFT = Trifluorotoluene (Surr)	10-150

Column to be used to flag recovery values

FORM II 8015C

FORM III
GC VOA LAB CONTROL SAMPLE RECOVERY

Lab Name: TestAmerica Canton Job No.: 240-28436-1

SDG No.:

Matrix: Solid Level: Low Lab File ID: YF083006.D

Lab ID: LCS 240-99701/2-A Client ID:

COMPOUND	SPIKE ADDED (ug/Kg)	LCS CONCENTRATION (ug/Kg)	LCS % REC	QC LIMITS REC	#
Total Petroleum Hydrocarbons (C6-C10)	800	720	90	60-142	

Column to be used to flag recovery and RPD values

FORM III 8015C

FORM III
GC VOA LAB CONTROL SAMPLE RECOVERY

Lab Name: TestAmerica Canton Job No.: 240-28436-1

SDG No.:

Matrix: Solid Level: Low Lab File ID: YF083016.D

Lab ID: LCS 240-99703/2-A Client ID:

COMPOUND	SPIKE ADDED (ug/Kg)	LCS CONCENTRATION (ug/Kg)	LCS % REC	QC LIMITS REC	#
Total Petroleum Hydrocarbons (C6-C10)	800	791	99	60-142	

Column to be used to flag recovery and RPD values

FORM III 8015C

FORM III
GC VOA LAB CONTROL SAMPLE RECOVERY

Lab Name: TestAmerica Canton Job No.: 240-28436-1

SDG No.:

Matrix: Solid Level: Low Lab File ID: YF090406.D

Lab ID: LCS 240-100087/2-A Client ID:

COMPOUND	SPIKE ADDED (ug/Kg)	LCS CONCENTRATION (ug/Kg)	LCS % REC	QC LIMITS REC	#
Total Petroleum Hydrocarbons (C6-C10)	800	849	106	60-142	

Column to be used to flag recovery and RPD values

FORM III 8015C

FORM III
GC VOA MATRIX SPIKE RECOVERY

Lab Name: TestAmerica Canton Job No.: 240-28436-1

SDG No.:

Matrix: Solid Level: Low Lab File ID: YF083018.D

Lab ID: 240-28436-1 MS Client ID: DR-SB-202-02-04 MS

COMPOUND	SPIKE ADDED (ug/Kg)	SAMPLE CONCENTRATION (ug/Kg)	MS CONCENTRATION (ug/Kg)	MS % REC	QC LIMITS REC	#
Total Petroleum Hydrocarbons (C6-C10)	935	83 J	694	65	10-142	

Column to be used to flag recovery and RPD values

FORM III 8015C

FORM III
GC VOA MATRIX SPIKE DUPLICATE RECOVERY

Lab Name: TestAmerica Canton Job No.: 240-28436-1

SDG No.:

Matrix: Solid Level: Low Lab File ID: YF083019.D

Lab ID: 240-28436-1 MSD Client ID: DR-SB-202-02-04 MSD

COMPOUND	SPIKE ADDED (ug/Kg)	MSD CONCENTRATION (ug/Kg)	MSD % REC	% RPD	QC LIMITS RPD	QC LIMITS REC	#
Total Petroleum Hydrocarbons (C6-C10)	942	623	57	11	94	10-142	

Column to be used to flag recovery and RPD values

FORM III 8015C

FORM III
GC VOA MATRIX SPIKE RECOVERY

Lab Name: TestAmerica Canton Job No.: 240-28436-1

SDG No.:

Matrix: Solid Level: Low Lab File ID: YF083012.D

Lab ID: 240-28436-22 MS Client ID: DR-SB-DUP01-0406 MS

COMPOUND	SPIKE ADDED (ug/Kg)	SAMPLE CONCENTRATION (ug/Kg)	MS CONCENTRATION (ug/Kg)	MS % REC	QC LIMITS REC	#
Total Petroleum Hydrocarbons (C6-C10)	901	110 U	765	85	10-142	

Column to be used to flag recovery and RPD values

FORM III 8015C

FORM III
GC VOA MATRIX SPIKE DUPLICATE RECOVERY

Lab Name: TestAmerica Canton Job No.: 240-28436-1

SDG No.:

Matrix: Solid Level: Low Lab File ID: YF083013.D

Lab ID: 240-28436-22 MSD Client ID: DR-SB-DUP01-0406 MSD

COMPOUND	SPIKE ADDED (ug/Kg)	MSD CONCENTRATION (ug/Kg)	MSD % REC	% RPD	QC LIMITS RPD	QC LIMITS REC	#
Total Petroleum Hydrocarbons (C6-C10)	894	816	91	7	94	10-142	

Column to be used to flag recovery and RPD values

FORM III 8015C

FORM III
GC VOA MATRIX SPIKE RECOVERY

Lab Name: TestAmerica Canton Job No.: 240-28436-1

SDG No.:

Matrix: Solid Level: Low Lab File ID: YF090410.D

Lab ID: 240-28528-E-2-B MS Client ID:

COMPOUND	SPIKE ADDED (ug/Kg)	SAMPLE CONCENTRATION (ug/Kg)	MS CONCENTRATION (ug/Kg)	MS % REC	QC LIMITS REC	#
Total Petroleum Hydrocarbons (C6-C10)	901	110 U	927	103	10-142	

Column to be used to flag recovery and RPD values

FORM III 8015C

FORM III
GC VOA MATRIX SPIKE DUPLICATE RECOVERY

Lab Name: TestAmerica Canton Job No.: 240-28436-1

SDG No.:

Matrix: Solid Level: Low Lab File ID: YF090411.D

Lab ID: 240-28528-E-2-C MSD Client ID:

COMPOUND	SPIKE ADDED (ug/Kg)	MSD CONCENTRATION (ug/Kg)	MSD % REC	% RPD	QC LIMITS RPD	QC LIMITS REC	#
Total Petroleum Hydrocarbons (C6-C10)	887	969	109	4	94	10-142	

Column to be used to flag recovery and RPD values

FORM III 8015C

FORM VIII
GC VOA ANALYTICAL SEQUENCE

Lab Name: TestAmerica Canton Job No.: 240-28436-1

SDG No.:

Sample No.: CCV 240-99707/4 Date Analyzed: 08/30/2013 12:53

Instrument ID: YPID GC Column: RTX-VRX ID: 0.45(mm)

Lab File ID (Standard): YF083004.D Heated Purge: (Y/N) N

Calibration ID: 17011

THE ANALYTICAL SEQUENCE OF BLANKS, SAMPLES, STANDARDS, MS/MSDs AND LCSs IS GIVEN BELOW:

				TFT RT #		
CONTINUING CALIBRATION SURROGATE				9.80		
UPPER LIMIT				9.90		
LOWER LIMIT				9.70		
LAB SAMPLE ID	CLIENT SAMPLE ID	DATE ANALYZED	LAB FILE ID			
CCV 240-99707/4 CCVRT		08/30/2013 12:53	YF083004.D	9.80		
MB 240-99701/1-A		08/30/2013 13:36	YF083005.D	9.79		
LCS 240-99701/2-A		08/30/2013 14:20	YF083006.D	9.80		
240-28436-22	DR-SB-DUP01-0406	08/30/2013 17:57	YF083011.D	9.80		
240-28436-22 MS	DR-SB-DUP01-0406 MS	08/30/2013 18:40	YF083012.D	9.80		
240-28436-22 MSD	DR-SB-DUP01-0406 MSD	08/30/2013 19:22	YF083013.D	9.80		
CCV 240-99707/14		08/30/2013 20:04	YF083014.D	9.80		
MB 240-99703/1-A		08/30/2013 20:46	YF083015.D	9.80		
LCS 240-99703/2-A		08/30/2013 21:28	YF083016.D	9.80		
240-28436-1	DR-SB-202-02-04	08/30/2013 22:10	YF083017.D	9.80		
240-28436-1 MS	DR-SB-202-02-04 MS	08/30/2013 22:52	YF083018.D	9.80		
240-28436-1 MSD	DR-SB-202-02-04 MSD	08/30/2013 23:33	YF083019.D	9.80		
240-28436-2	DR-SB-202-06-08	08/31/2013 00:15	YF083020.D	9.80		
240-28436-3	DR-SB-204-02-04	08/31/2013 00:57	YF083021.D	9.79		
240-28436-4	DR-SB-204-08-10	08/31/2013 01:38	YF083022.D	9.80		
240-28436-5	DR-SB-205-06-08	08/31/2013 02:20	YF083023.D	9.80		
CCV 240-99707/24		08/31/2013 03:02	YF083024.D	9.81		
240-28436-6	DR-SB-205-10-12	08/31/2013 03:43	YF083025.D	9.80		
240-28436-7	DR-SB-206-04-06	08/31/2013 04:24	YF083026.D	9.80		
240-28436-8	DR-SB-206-08-10	08/31/2013 05:05	YF083027.D	9.80		
240-28436-9	DR-SB-207-02-04	08/31/2013 05:46	YF083028.D	9.80		
240-28436-10	DR-SB-207-10-12	08/31/2013 06:26	YF083029.D	9.80		
240-28436-11	DR-SB-208-04-06	08/31/2013 07:06	YF083030.D	9.81		
240-28436-12	DR-SB-208-08-10	08/31/2013 07:46	YF083031.D	9.80		
240-28436-13	DR-SB-209-04-06	08/31/2013 08:26	YF083032.D	9.80		
CCV 240-99707/33		08/31/2013 09:06	YF083033.D	9.81		
240-28436-14	DR-SB-209-08-10	08/31/2013 09:46	YF083034.D	9.80		

TFT = Trifluorotoluene (Surr)

TFT RT Limit = ± 0.1 minutes of surrogate RT

Column used to flag values outside QC limits

FORM VIII 8015C

FORM VIII
GC VOA ANALYTICAL SEQUENCE

Lab Name: TestAmerica Canton Job No.: 240-28436-1

SDG No.:

Sample No.: CCV 240-99707/4 Date Analyzed: 08/30/2013 12:53

Instrument ID: YPID GC Column: RTX-VRX ID: 0.45(mm)

Lab File ID (Standard): YF083004.D Heated Purge: (Y/N) N

Calibration ID: 17011

THE ANALYTICAL SEQUENCE OF BLANKS, SAMPLES, STANDARDS, MS/MSDs AND LCSs IS GIVEN BELOW:

				TFT		
				RT #		
CONTINUING CALIBRATION SURROGATE				9.80		
UPPER LIMIT				9.90		
LOWER LIMIT				9.70		
LAB SAMPLE ID	CLIENT SAMPLE ID	DATE ANALYZED	LAB FILE ID			
240-28436-15	DR-SB-210-04-06	08/31/2013 10:26	YF083035.D	9.80		
240-28436-16	DR-SB-210-12-13	08/31/2013 11:07	YF083036.D	9.80		
240-28436-17	DR-SB-211-04-06	08/31/2013 11:47	YF083037.D	9.80		
240-28436-18	DR-SB-211-08-10	08/31/2013 12:27	YF083038.D	9.80		
240-28436-19	DR-SB-212-04-06	08/31/2013 13:06	YF083039.D	9.80		
CCV 240-99707/41		08/31/2013 14:25	YF083041.D	9.81		

TFT = Trifluorotoluene (Surr)

TFT RT Limit = ± 0.1 minutes of surrogate RT

Column used to flag values outside QC limits

FORM VIII 8015C

FORM VIII
GC VOA ANALYTICAL SEQUENCE

Lab Name: TestAmerica Canton Job No.: 240-28436-1

SDG No.:

Sample No.: CCV 240-100117/4 Date Analyzed: 09/04/2013 15:58

Instrument ID: YPID GC Column: RTX-VRX ID: 0.45(mm)

Lab File ID (Standard): YF090404.D Heated Purge: (Y/N) N

Calibration ID: 17011

THE ANALYTICAL SEQUENCE OF BLANKS, SAMPLES, STANDARDS, MS/MSDs AND LCSs IS GIVEN BELOW:

				TFT RT #		
CONTINUING CALIBRATION SURROGATE				9.83		
UPPER LIMIT				9.93		
LOWER LIMIT				9.73		
LAB SAMPLE ID	CLIENT SAMPLE ID	DATE ANALYZED	LAB FILE ID			
CCV 240-100117/4 CCVRT		09/04/2013 15:58	YF090404.D	9.83		
MB 240-100087/1-A		09/04/2013 16:37	YF090405.D	9.82		
LCS 240-100087/2-A		09/04/2013 17:16	YF090406.D	9.83		
240-28436-20	DR-SB-212-11-13	09/04/2013 17:54	YF090407.D	9.83		
240-28528-E-2-B MS		09/04/2013 19:50	YF090410.D	9.83		
240-28528-E-2-C MSD		09/04/2013 20:28	YF090411.D	9.83		
CCV 240-100117/13		09/04/2013 21:46	YF090413.D	9.83		

TFT = Trifluorotoluene (Surr)

TFT RT Limit = ± 0.1 minutes of surrogate RT

Column used to flag values outside QC limits

FORM VIII 8015C

DIESEL RANGE ORGANICS ANALYSIS RUN LOG

Lab Name: TestAmerica Canton Job No.: 240-28436-1

SDG No.:

Instrument ID: A2HP6F Start Date: 06/21/2013 18:42

Analysis Batch Number: 90904 End Date: 06/21/2013 22:53

LAB SAMPLE ID	CLIENT SAMPLE ID	DATE ANALYZED	DILUTION FACTOR	LAB FILE ID	COLUMN ID
STD1 240-90904/6 IC		06/21/2013 18:42	1	P6F62106.D	RTX-5 0.53(mm)
STD2 240-90904/7 IC		06/21/2013 19:14	1	P6F62107.D	RTX-5 0.53(mm)
STD3 240-90904/8 ICRT		06/21/2013 19:45	1	P6F62108.D	RTX-5 0.53(mm)
STD4 240-90904/9 IC		06/21/2013 20:16	1	P6F62109.D	RTX-5 0.53(mm)
STD5 240-90904/10 IC		06/21/2013 20:48	1	P6F62110.D	RTX-5 0.53(mm)
ICV 240-90904/11		06/21/2013 21:19	1	P6F62111.D	RTX-5 0.53(mm)
240-24857-A-58-A MDLV		06/21/2013 21:50	1		RTX-5 0.53(mm)
240-24857-A-61-A MDLV		06/21/2013 22:22	1		RTX-5 0.53(mm)
CCV 240-90904/14		06/21/2013 22:53	1		RTX-5 0.53(mm)

FORM VI
DIESEL RANGE ORGANICS INITIAL CALIBRATION DATA
EXTERNAL STANDARD CURVE EVALUATION

Lab Name: TestAmerica Canton Job No.: 240-28436-1 Analy Batch No.: 90904

SDG No.:

Instrument ID: A2HP6F GC Column: RTX-5 ID: 0.53(mm) Heated Purge: (Y/N) N

Calibration Start Date: 06/21/2013 18:42 Calibration End Date: 06/21/2013 20:48 Calibration ID: 15948

Calibration Files:

LEVEL:	LAB SAMPLE ID:	LAB FILE ID:
Level 1	STD1 240-90904/6	P6F62106.D
Level 2	STD2 240-90904/7	P6F62107.D
Level 3	STD3 240-90904/8	P6F62108.D
Level 4	STD4 240-90904/9	P6F62109.D
Level 5	STD5 240-90904/10	P6F62110.D

ANALYTE	CF				CURVE TYPE	COEFFICIENT			#	MIN CF	%RSD	#	MAX %RSD	R^2 OR COD	#	MIN R^2 OR COD
	LVL 1 LVL 5	LVL 2	LVL 3	LVL 4		B	M1	M2								
Diesel Range Organics [C10 - C28]	229736 199026	208006	214580	204717	Ave		211213.003				5.6		20.0			
n-Nonane	197074 216592	204389	220666	215642	Ave		210872.522				4.6		20.0			

Note: The m1 coefficient is the same as Ave CF for an Ave curve type.

FORM VII
DIESEL RANGE ORGANICS CONTINUING CALIBRATION DATA

Lab Name: TestAmerica Canton Job No.: 240-28436-1

SDG No.:

Lab Sample ID: ICV 240-90904/11 Calibration Date: 06/21/2013 21:19

Instrument ID: A2HP6F Calib Start Date: 06/21/2013 18:42

GC Column: RTX-5 ID: 0.53(mm) Calib End Date: 06/21/2013 20:48

Lab File ID: P6F62111.D Conc. Units: ng/uL

ANALYTE	CURVE TYPE	AVE CF	CF	MIN CF	CALC AMOUNT	SPIKE AMOUNT	%D	MAX %D
Diesel Range Organics [C10 - C28]	Ave	211213	198068		470	501	-6.2	20.0

DIESEL RANGE ORGANICS ANALYSIS RUN LOG

Lab Name: TestAmerica Canton Job No.: 240-28436-1

SDG No.:

Instrument ID: A2HP6F Start Date: 09/03/2013 16:58

Analysis Batch Number: 99953 End Date: 09/04/2013 10:16

LAB SAMPLE ID	CLIENT SAMPLE ID	DATE ANALYZED	DILUTION FACTOR	LAB FILE ID	COLUMN ID
CCV 240-99953/4 CCVRT		09/03/2013 16:58	1	P6F90304.D	RTX-5 0.53(mm)
CCV 240-99953/7		09/03/2013 18:42	1	P6F90307.D	RTX-5 0.53(mm)
MB 240-99867/23-A		09/03/2013 19:13	1	P6F90308.D	RTX-5 0.53(mm)
LCS 240-99867/24-A		09/03/2013 19:44	1	P6F90309.D	RTX-5 0.53(mm)
ZZZZZ		09/03/2013 20:15	1		RTX-5 0.53(mm)
ZZZZZ		09/03/2013 20:46	1		RTX-5 0.53(mm)
ZZZZZ		09/03/2013 21:17	1		RTX-5 0.53(mm)
ZZZZZ		09/03/2013 21:48	1		RTX-5 0.53(mm)
ZZZZZ		09/03/2013 22:19	1		RTX-5 0.53(mm)
ZZZZZ		09/03/2013 22:50	1		RTX-5 0.53(mm)
ZZZZZ		09/03/2013 23:21	1		RTX-5 0.53(mm)
ZZZZZ		09/03/2013 23:53	1		RTX-5 0.53(mm)
CCV 240-99953/18		09/04/2013 00:24	1	P6F90318.D	RTX-5 0.53(mm)
ZZZZZ		09/04/2013 00:55	1		RTX-5 0.53(mm)
ZZZZZ		09/04/2013 01:26	1		RTX-5 0.53(mm)
ZZZZZ		09/04/2013 01:57	1		RTX-5 0.53(mm)
ZZZZZ		09/04/2013 02:28	1		RTX-5 0.53(mm)
240-28436-22	DR-SB-DUP01-0406	09/04/2013 02:59	1	P6F90323.D	RTX-5 0.53(mm)
ZZZZZ		09/04/2013 03:30	1		RTX-5 0.53(mm)
ZZZZZ		09/04/2013 04:01	1		RTX-5 0.53(mm)
ZZZZZ		09/04/2013 04:32	1		RTX-5 0.53(mm)
240-28436-1	DR-SB-202-02-04	09/04/2013 05:03	1	P6F90327.D	RTX-5 0.53(mm)
240-28436-2	DR-SB-202-06-08	09/04/2013 05:33	1	P6F90328.D	RTX-5 0.53(mm)
CCV 240-99953/29		09/04/2013 06:04	1	P6F90329.D	RTX-5 0.53(mm)
240-28436-3	DR-SB-204-02-04	09/04/2013 06:35	1	P6F90330.D	RTX-5 0.53(mm)
240-28436-4	DR-SB-204-08-10	09/04/2013 07:06	1	P6F90331.D	RTX-5 0.53(mm)
240-28436-4 MS	DR-SB-204-08-10 MS	09/04/2013 07:37	1	P6F90332.D	RTX-5 0.53(mm)
240-28436-4 MSD	DR-SB-204-08-10 MSD	09/04/2013 08:07	1	P6F90333.D	RTX-5 0.53(mm)
CCV 240-99953/34		09/04/2013 08:38	1	P6F90334.D	RTX-5 0.53(mm)
ZZZZZ		09/04/2013 09:46	5		RTX-5 0.53(mm)
CCV 240-99953/36		09/04/2013 10:16	1		RTX-5 0.53(mm)

FORM VII
DIESEL RANGE ORGANICS CONTINUING CALIBRATION DATA

Lab Name: TestAmerica Canton Job No.: 240-28436-1

SDG No.:

Lab Sample ID: CCV 240-99953/4 Calibration Date: 09/03/2013 16:58

Instrument ID: A2HP6F Calib Start Date: 06/21/2013 18:42

GC Column: RTX-5 ID: 0.53(mm) Calib End Date: 06/21/2013 20:48

Lab File ID: P6F90304.D Conc. Units: ng/uL

ANALYTE	CURVE TYPE	AVE CF	CF	MIN CF	CALC AMOUNT	SPIKE AMOUNT	%D	MAX %D
Diesel Range Organics [C10 - C28]	Ave	211213	211796		501	500	0.3	20.0
n-Nonane	Ave	210873	224658		53.3	50.0	6.5	20.0

FORM VII
DIESEL RANGE ORGANICS CONTINUING CALIBRATION DATA

Lab Name: TestAmerica Canton Job No.: 240-28436-1

SDG No.:

Lab Sample ID: CCV 240-99953/7 Calibration Date: 09/03/2013 18:42

Instrument ID: A2HP6F Calib Start Date: 06/21/2013 18:42

GC Column: RTX-5 ID: 0.53(mm) Calib End Date: 06/21/2013 20:48

Lab File ID: P6F90307.D Conc. Units: ng/uL

ANALYTE	CURVE TYPE	AVE CF	CF	MIN CF	CALC AMOUNT	SPIKE AMOUNT	%D	MAX %D
Diesel Range Organics [C10 - C28]	Ave	211213	213832		506	500	1.2	20.0
n-Nonane	Ave	210873	225607		53.5	50.0	7.0	20.0

FORM VII
DIESEL RANGE ORGANICS CONTINUING CALIBRATION DATA

Lab Name: TestAmerica Canton Job No.: 240-28436-1

SDG No.:

Lab Sample ID: CCV 240-99953/18 Calibration Date: 09/04/2013 00:24

Instrument ID: A2HP6F Calib Start Date: 06/21/2013 18:42

GC Column: RTX-5 ID: 0.53(mm) Calib End Date: 06/21/2013 20:48

Lab File ID: P6F90318.D Conc. Units: ng/uL

ANALYTE	CURVE TYPE	AVE CF	CF	MIN CF	CALC AMOUNT	SPIKE AMOUNT	%D	MAX %D
Diesel Range Organics [C10 - C28]	Ave	211213	212172		502	500	0.5	20.0
n-Nonane	Ave	210873	219376		52.0	50.0	4.0	20.0

FORM VII
DIESEL RANGE ORGANICS CONTINUING CALIBRATION DATA

Lab Name: TestAmerica Canton Job No.: 240-28436-1

SDG No.:

Lab Sample ID: CCV 240-99953/29 Calibration Date: 09/04/2013 06:04

Instrument ID: A2HP6F Calib Start Date: 06/21/2013 18:42

GC Column: RTX-5 ID: 0.53(mm) Calib End Date: 06/21/2013 20:48

Lab File ID: P6F90329.D Conc. Units: ng/uL

ANALYTE	CURVE TYPE	AVE CF	CF	MIN CF	CALC AMOUNT	SPIKE AMOUNT	%D	MAX %D
Diesel Range Organics [C10 - C28]	Ave	211213	232945		552	500	10.3	20.0
n-Nonane	Ave	210873	233624		55.4	50.0	10.8	20.0

FORM VII
DIESEL RANGE ORGANICS CONTINUING CALIBRATION DATA

Lab Name: TestAmerica Canton Job No.: 240-28436-1

SDG No.:

Lab Sample ID: CCV 240-99953/34 Calibration Date: 09/04/2013 08:38

Instrument ID: A2HP6F Calib Start Date: 06/21/2013 18:42

GC Column: RTX-5 ID: 0.53(mm) Calib End Date: 06/21/2013 20:48

Lab File ID: P6F90334.D Conc. Units: ng/uL

ANALYTE	CURVE TYPE	AVE CF	CF	MIN CF	CALC AMOUNT	SPIKE AMOUNT	%D	MAX %D
Diesel Range Organics [C10 - C28]	Ave	211213	228781		542	500	8.3	20.0
n-Nonane	Ave	210873	235593		55.9	50.0	11.7	20.0

FORM IV
DIESEL RANGE ORGANICS METHOD BLANK SUMMARY

Lab Name: TestAmerica Canton Job No.: 240-28436-1

SDG No.:

Lab Sample ID: MB 240-99867/23-A

Matrix: Solid Date Extracted: 09/03/2013 07:22

Lab File ID:(1) P6F90308.D Lab File ID:(2)

Date Analyzed:(1) 09/03/2013 19:13 Date Analyzed:(2)

Instrument ID:(1) A2HP6F Instrument ID:(2)

GC Column:(1) RTX-5 ID: 0.53(mm) GC Column:(2) ID:

THIS METHOD BLANK APPLIES TO THE FOLLOWING SAMPLES:

CLIENT SAMPLE ID	LAB SAMPLE ID	DATE ANALYZED 1	DATE ANALYZED 2
	LCS 240-99867/24-A	09/03/2013 19:44	
DR-SB-DUP01-0406	240-28436-22	09/04/2013 02:59	
DR-SB-202-02-04	240-28436-1	09/04/2013 05:03	
DR-SB-202-06-08	240-28436-2	09/04/2013 05:33	
DR-SB-204-02-04	240-28436-3	09/04/2013 06:35	
DR-SB-204-08-10	240-28436-4	09/04/2013 07:06	
DR-SB-204-08-10 MS	240-28436-4 MS	09/04/2013 07:37	
DR-SB-204-08-10 MSD	240-28436-4 MSD	09/04/2013 08:07	

FORM I
DIESEL RANGE ORGANICS ANALYSIS DATA SHEET

Lab Name: TestAmerica Canton | Job No.: 240-28436-1

SDG No.:

Client Sample ID: | Lab Sample ID: MB 240-99867/23-A

Matrix: Solid | Lab File ID: P6F90308.D

Analysis Method: 8015C | Date Collected:

Extraction Method: 3550C | Date Extracted: 09/03/2013 07:22

Sample wt/vol: 30.00(g) | Date Analyzed: 09/03/2013 19:13

Con. Extract Vol.: 5(mL) | Dilution Factor: 1

Injection Volume: 1(uL) | GC Column: RTX-5 ID: 0.53(mm)

% Moisture: | GPC Cleanup:(Y/N) N

Analysis Batch No.: 99953 | Units: mg/Kg

CAS NO.	COMPOUND NAME	RESULT	Q	RL	MDL
STL00141	Total Petroleum Hydrocarbons (C10-C32)	17	U	17	9.3

CAS NO.	SURROGATE	%REC	Q	LIMITS
111-84-2	n-Nonane	57		10-110

FORM IV
DIESEL RANGE ORGANICS METHOD BLANK SUMMARY

Lab Name: TestAmerica Canton Job No.: 240-28436-1

SDG No.:

Lab Sample ID: MB 240-100013/23-A

Matrix: Solid Date Extracted: 09/04/2013 07:26

Lab File ID:(1) P6F90512.D Lab File ID:(2)

Date Analyzed:(1) 09/05/2013 18:22 Date Analyzed:(2)

Instrument ID:(1) A2HP6F Instrument ID:(2)

GC Column:(1) RTX-5 ID: 0.53(mm) GC Column:(2) ID:

THIS METHOD BLANK APPLIES TO THE FOLLOWING SAMPLES:

CLIENT SAMPLE ID	LAB SAMPLE ID	DATE ANALYZED 1	DATE ANALYZED 2
	LCS 240-100013/24-A	09/05/2013 18:53	
DR-SB-205-06-08	240-28436-5	09/05/2013 19:24	
DR-SB-205-10-12	240-28436-6	09/05/2013 19:54	
DR-SB-206-04-06	240-28436-7	09/05/2013 20:25	
DR-SB-206-08-10	240-28436-8	09/05/2013 20:55	
DR-SB-207-02-04	240-28436-9	09/05/2013 21:26	
DR-SB-207-10-12	240-28436-10	09/05/2013 21:57	
DR-SB-208-04-06	240-28436-11	09/05/2013 22:28	
DR-SB-208-08-10	240-28436-12	09/05/2013 22:59	
DR-SB-209-04-06	240-28436-13	09/06/2013 00:00	
DR-SB-209-08-10	240-28436-14	09/06/2013 00:30	
DR-SB-210-04-06	240-28436-15	09/06/2013 01:01	
DR-SB-210-12-13	240-28436-16	09/06/2013 01:31	
DR-SB-211-04-06	240-28436-17	09/06/2013 02:02	
DR-SB-211-08-10	240-28436-18	09/06/2013 02:32	
DR-SB-212-04-06	240-28436-19	09/06/2013 03:03	
DR-SB-212-11-13	240-28436-20	09/06/2013 03:33	
	240-28500-H-2-B MS	09/06/2013 06:36	
	240-28500-H-2-C MSD	09/06/2013 07:07	

FORM I
DIESEL RANGE ORGANICS ANALYSIS DATA SHEET

Lab Name: TestAmerica Canton | Job No.: 240-28436-1

SDG No.:

Client Sample ID: | Lab Sample ID: MB 240-100013/23-A

Matrix: Solid | Lab File ID: P6F90512.D

Analysis Method: 8015C | Date Collected:

Extraction Method: 3550C | Date Extracted: 09/04/2013 07:26

Sample wt/vol: 30.00(g) | Date Analyzed: 09/05/2013 18:22

Con. Extract Vol.: 5(mL) | Dilution Factor: 1

Injection Volume: 1(uL) | GC Column: RTX-5 ID: 0.53(mm)

% Moisture: | GPC Cleanup:(Y/N) N

Analysis Batch No.: 100244 | Units: mg/Kg

CAS NO.	COMPOUND NAME	RESULT	Q	RL	MDL
STL00141	Total Petroleum Hydrocarbons (C10-C32)	17	U	17	9.3

CAS NO.	SURROGATE	%REC	Q	LIMITS
111-84-2	n-Nonane	51		10-110

DIESEL RANGE ORGANICS ANALYSIS RUN LOG

Lab Name: TestAmerica Canton Job No.: 240-28436-1

SDG No.:

Instrument ID: A2HP6F Start Date: 09/05/2013 15:19

Analysis Batch Number: 100244 End Date: 09/06/2013 07:37

LAB SAMPLE ID	CLIENT SAMPLE ID	DATE ANALYZED	DILUTION FACTOR	LAB FILE ID	COLUMN ID
STD1 240-100244/6 IC		09/05/2013 15:19	1	P6F90506.D	RTX-5 0.53(mm)
STD2 240-100244/7 IC		09/05/2013 15:49	1	P6F90507.D	RTX-5 0.53(mm)
STD3 240-100244/8 ICRT		09/05/2013 16:20	1	P6F90508.D	RTX-5 0.53(mm)
STD4 240-100244/9 IC		09/05/2013 16:50	1	P6F90509.D	RTX-5 0.53(mm)
STD5 240-100244/10 IC		09/05/2013 17:21	1	P6F90510.D	RTX-5 0.53(mm)
ICV 240-100244/11		09/05/2013 17:52	1	P6F90511.D	RTX-5 0.53(mm)
MB 240-100013/23-A		09/05/2013 18:22	1	P6F90512.D	RTX-5 0.53(mm)
LCS 240-100013/24-A		09/05/2013 18:53	1	P6F90513.D	RTX-5 0.53(mm)
240-28436-5	DR-SB-205-06-08	09/05/2013 19:24	1	P6F90514.D	RTX-5 0.53(mm)
240-28436-6	DR-SB-205-10-12	09/05/2013 19:54	1	P6F90515.D	RTX-5 0.53(mm)
240-28436-7	DR-SB-206-04-06	09/05/2013 20:25	1	P6F90516.D	RTX-5 0.53(mm)
240-28436-8	DR-SB-206-08-10	09/05/2013 20:55	1	P6F90517.D	RTX-5 0.53(mm)
240-28436-9	DR-SB-207-02-04	09/05/2013 21:26	1	P6F90518.D	RTX-5 0.53(mm)
240-28436-10	DR-SB-207-10-12	09/05/2013 21:57	1	P6F90519.D	RTX-5 0.53(mm)
240-28436-11	DR-SB-208-04-06	09/05/2013 22:28	1	P6F90520.D	RTX-5 0.53(mm)
240-28436-12	DR-SB-208-08-10	09/05/2013 22:59	1	P6F90521.D	RTX-5 0.53(mm)
CCV 240-100244/22		09/05/2013 23:29	1	P6F90522.D	RTX-5 0.53(mm)
240-28436-13	DR-SB-209-04-06	09/06/2013 00:00	1	P6F90523.D	RTX-5 0.53(mm)
240-28436-14	DR-SB-209-08-10	09/06/2013 00:30	1	P6F90524.D	RTX-5 0.53(mm)
240-28436-15	DR-SB-210-04-06	09/06/2013 01:01	1	P6F90525.D	RTX-5 0.53(mm)
240-28436-16	DR-SB-210-12-13	09/06/2013 01:31	1	P6F90526.D	RTX-5 0.53(mm)
240-28436-17	DR-SB-211-04-06	09/06/2013 02:02	1	P6F90527.D	RTX-5 0.53(mm)
240-28436-18	DR-SB-211-08-10	09/06/2013 02:32	1	P6F90528.D	RTX-5 0.53(mm)
240-28436-19	DR-SB-212-04-06	09/06/2013 03:03	1	P6F90529.D	RTX-5 0.53(mm)
240-28436-20	DR-SB-212-11-13	09/06/2013 03:33	1	P6F90530.D	RTX-5 0.53(mm)
ZZZZZ		09/06/2013 04:04	1		RTX-5 0.53(mm)
ZZZZZ		09/06/2013 04:34	1		RTX-5 0.53(mm)
CCV 240-100244/33		09/06/2013 05:05	1	P6F90533.D	RTX-5 0.53(mm)
ZZZZZ		09/06/2013 05:35	1		RTX-5 0.53(mm)
ZZZZZ		09/06/2013 06:06	1		RTX-5 0.53(mm)
240-28500-H-2-B MS		09/06/2013 06:36	1	P6F90536.D	RTX-5 0.53(mm)
240-28500-H-2-C MSD		09/06/2013 07:07	1	P6F90537.D	RTX-5 0.53(mm)
CCV 240-100244/38		09/06/2013 07:37	1	P6F90538.D	RTX-5 0.53(mm)

8015C

FORM VI
DIESEL RANGE ORGANICS INITIAL CALIBRATION DATA
EXTERNAL STANDARD CURVE EVALUATION

Lab Name: TestAmerica Canton Job No.: 240-28436-1 Analy Batch No.: 100244

SDG No.:

Instrument ID: A2HP6F GC Column: RTX-5 ID: 0.53(mm) Heated Purge: (Y/N) N

Calibration Start Date: 09/05/2013 15:19 Calibration End Date: 09/05/2013 17:21 Calibration ID: 17266

Calibration Files:

LEVEL:	LAB SAMPLE ID:	LAB FILE ID:
Level 1	STD1 240-100244/6	P6F90506.D
Level 2	STD2 240-100244/7	P6F90507.D
Level 3	STD3 240-100244/8	P6F90508.D
Level 4	STD4 240-100244/9	P6F90509.D
Level 5	STD5 240-100244/10	P6F90510.D

ANALYTE	CF				CURVE TYPE	COEFFICIENT			#	MIN CF	%RSD	#	MAX %RSD	R^2 OR COD	#	MIN R^2 OR COD
	LVL 1 LVL 5	LVL 2	LVL 3	LVL 4		B	M1	M2								
Diesel Range Organics [C10 - C28]	219968 206023	197355	213222	207792	Ave		208871.966				4.0		20.0			
n-Nonane	204224 217176	193811	217498	215112	Ave		209564.227				4.9		20.0			

Note: The ml coefficient is the same as Ave CF for an Ave curve type.

FORM VII
DIESEL RANGE ORGANICS CONTINUING CALIBRATION DATA

Lab Name: TestAmerica Canton Job No.: 240-28436-1

SDG No.:

Lab Sample ID: ICV 240-100244/11 Calibration Date: 09/05/2013 17:52

Instrument ID: A2HP6F Calib Start Date: 09/05/2013 15:19

GC Column: RTX-5 ID: 0.53(mm) Calib End Date: 09/05/2013 17:21

Lab File ID: P6F90511.D Conc. Units: ng/uL

ANALYTE	CURVE TYPE	AVE CF	CF	MIN CF	CALC AMOUNT	SPIKE AMOUNT	%D	MAX %D
Diesel Range Organics [C10 - C28]	Ave	208872	172520		414	501	-17.4	20.0

FORM VII
DIESEL RANGE ORGANICS CONTINUING CALIBRATION DATA

Lab Name: TestAmerica Canton Job No.: 240-28436-1

SDG No.:

Lab Sample ID: CCV 240-100244/22 Calibration Date: 09/05/2013 23:29

Instrument ID: A2HP6F Calib Start Date: 09/05/2013 15:19

GC Column: RTX-5 ID: 0.53(mm) Calib End Date: 09/05/2013 17:21

Lab File ID: P6F90522.D Conc. Units: ng/uL

ANALYTE	CURVE TYPE	AVE CF	CF	MIN CF	CALC AMOUNT	SPIKE AMOUNT	%D	MAX %D
Diesel Range Organics [C10 - C28]	Ave	208872	223621		535	500	7.1	20.0
n-Nonane	Ave	209564	230364		55.0	50.0	9.9	20.0

FORM VII
DIESEL RANGE ORGANICS CONTINUING CALIBRATION DATA

Lab Name: TestAmerica Canton Job No.: 240-28436-1

SDG No.:

Lab Sample ID: CCV 240-100244/33 Calibration Date: 09/06/2013 05:05

Instrument ID: A2HP6F Calib Start Date: 09/05/2013 15:19

GC Column: RTX-5 ID: 0.53(mm) Calib End Date: 09/05/2013 17:21

Lab File ID: P6F90533.D Conc. Units: ng/uL

ANALYTE	CURVE TYPE	AVE CF	CF	MIN CF	CALC AMOUNT	SPIKE AMOUNT	%D	MAX %D
Diesel Range Organics [C10 - C28]	Ave	208872	228833		548	500	9.6	20.0
n-Nonane	Ave	209564	229932		54.9	50.0	9.7	20.0

FORM VII
DIESEL RANGE ORGANICS CONTINUING CALIBRATION DATA

Lab Name: TestAmerica Canton Job No.: 240-28436-1

SDG No.:

Lab Sample ID: CCV 240-100244/38 Calibration Date: 09/06/2013 07:37

Instrument ID: A2HP6F Calib Start Date: 09/05/2013 15:19

GC Column: RTX-5 ID: 0.53(mm) Calib End Date: 09/05/2013 17:21

Lab File ID: P6F90538.D Conc. Units: ng/uL

ANALYTE	CURVE TYPE	AVE CF	CF	MIN CF	CALC AMOUNT	SPIKE AMOUNT	%D	MAX %D
Diesel Range Organics [C10 - C28]	Ave	208872	234624		562	500	12.3	20.0
n-Nonane	Ave	209564	232017		55.4	50.0	10.7	20.0

FORM II
DIESEL RANGE ORGANICS SURROGATE RECOVERY

Lab Name: TestAmerica Canton Job No.: 240-28436-1

SDG No.:

Matrix: Solid Level: Low

GC Column (1): RTX-5 ID: 0.53 (mm)

Client Sample ID	Lab Sample ID	C91 #
DR-SB-202-02-04	240-28436-1	52
DR-SB-202-06-08	240-28436-2	51
DR-SB-204-02-04	240-28436-3	52
DR-SB-204-08-10	240-28436-4	52
DR-SB-205-06-08	240-28436-5	31
DR-SB-205-10-12	240-28436-6	29
DR-SB-206-04-06	240-28436-7	35
DR-SB-206-08-10	240-28436-8	33
DR-SB-207-02-04	240-28436-9	41
DR-SB-207-10-12	240-28436-10	44
DR-SB-208-04-06	240-28436-11	32
DR-SB-208-08-10	240-28436-12	29
DR-SB-209-04-06	240-28436-13	34
DR-SB-209-08-10	240-28436-14	35
DR-SB-210-04-06	240-28436-15	37
DR-SB-210-12-13	240-28436-16	40
DR-SB-211-04-06	240-28436-17	32
DR-SB-211-08-10	240-28436-18	29
DR-SB-212-04-06	240-28436-19	30
DR-SB-212-11-13	240-28436-20	30
DR-SB-DUP01-0406	240-28436-22	43
	MB 240-99867/23-A	57
	MB 240-100013/23-A	51
	LCS 240-99867/24-A	53
	LCS 240-100013/24-A	54
DR-SB-204-08-10 MS	240-28436-4 MS	19
	240-28500-H-2-B MS	35
DR-SB-204-08-10 MSD	240-28436-4 MSD	49
	240-28500-H-2-C MSD	38

C9 = n-Nonane

QC LIMITS
10-110

Column to be used to flag recovery values

FORM II 8015C

FORM III

DIESEL RANGE ORGANICS LAB CONTROL SAMPLE RECOVERY

Lab Name: TestAmerica Canton Job No.: 240-28436-1

SDG No.:

Matrix: Solid Level: Low Lab File ID: P6F90309.D

Lab ID: LCS 240-99867/24-A Client ID:

COMPOUND	SPIKE ADDED (mg/Kg)	LCS CONCENTRATION (mg/Kg)	LCS % REC	QC LIMITS REC	#
Diesel	83.3	70.0	84	47-138	

Column to be used to flag recovery and RPD values

FORM III 8015C

FORM III

DIESEL RANGE ORGANICS LAB CONTROL SAMPLE RECOVERY

Lab Name: TestAmerica Canton Job No.: 240-28436-1

SDG No.:

Matrix: Solid Level: Low Lab File ID: P6F90513.D

Lab ID: LCS 240-100013/24-A Client ID:

COMPOUND	SPIKE ADDED (mg/Kg)	LCS CONCENTRATION (mg/Kg)	LCS % REC	QC LIMITS REC	#
Diesel	83.3	69.7	84	47-138	

Column to be used to flag recovery and RPD values

FORM III 8015C

FORM III
DIESEL RANGE ORGANICS MATRIX SPIKE RECOVERY

Lab Name: TestAmerica Canton Job No.: 240-28436-1

SDG No.:

Matrix: Solid Level: Low Lab File ID: P6F90332.D

Lab ID: 240-28436-4 MS Client ID: DR-SB-204-08-10 MS

COMPOUND	SPIKE ADDED (mg/Kg)	SAMPLE CONCENTRATION (mg/Kg)	MS CONCENTRATION (mg/Kg)	MS % REC	QC LIMITS REC	#
Diesel	97.8	20 U	44.5	45	10-199	

Column to be used to flag recovery and RPD values

FORM III 8015C

FORM III

DIESEL RANGE ORGANICS MATRIX SPIKE DUPLICATE RECOVERY

Lab Name: TestAmerica Canton Job No.: 240-28436-1

SDG No.:

Matrix: Solid Level: Low Lab File ID: P6F90333.D

Lab ID: 240-28436-4 MSD Client ID: DR-SB-204-08-10 MSD

COMPOUND	SPIKE ADDED (mg/Kg)	MSD CONCENTRATION (mg/Kg)	MSD % REC	% RPD	QC LIMITS RPD	QC LIMITS REC	#
Diesel	98.5	73.2	74	49	30	10-199	F

Column to be used to flag recovery and RPD values

FORM III 8015C

FORM III
DIESEL RANGE ORGANICS MATRIX SPIKE RECOVERY

Lab Name: TestAmerica Canton Job No.: 240-28436-1

SDG No.:

Matrix: Solid Level: Low Lab File ID: P6F90536.D

Lab ID: 240-28500-H-2-B MS Client ID:

COMPOUND	SPIKE ADDED (mg/Kg)	SAMPLE CONCENTRATION (mg/Kg)	MS CONCENTRATION (mg/Kg)	MS % REC	QC LIMITS REC	#
Diesel	103	21 U	58.2	56	10-199	

Column to be used to flag recovery and RPD values

FORM III 8015C

FORM III

DIESEL RANGE ORGANICS MATRIX SPIKE DUPLICATE RECOVERY

Lab Name: TestAmerica Canton Job No.: 240-28436-1

SDG No.:

Matrix: Solid Level: Low Lab File ID: P6F90537.D

Lab ID: 240-28500-H-2-C MSD Client ID:

COMPOUND	SPIKE ADDED (mg/Kg)	MSD CONCENTRATION (mg/Kg)	MSD % REC	% RPD	QC LIMITS RPD	QC LIMITS REC	#
Diesel	103	59.2	58	2	30	10-199	

Column to be used to flag recovery and RPD values

FORM III 8015C

FORM VIII
DIESEL RANGE ORGANICS ANALYTICAL SEQUENCE

Lab Name: TestAmerica Canton Job No.: 240-28436-1

SDG No.:

Sample No.: CCV 240-99953/4 Date Analyzed: 09/03/2013 16:58

Instrument ID: A2HP6F GC Column: RTX-5 ID: 0.53(mm)

Lab File ID (Standard): P6F90304.D Heated Purge: (Y/N) N

Calibration ID: 15948

THE ANALYTICAL SEQUENCE OF BLANKS, SAMPLES, STANDARDS, MS/MSDs AND LCSs IS GIVEN BELOW:

				C9 RT #		
CONTINUING CALIBRATION SURROGATE				4.11		
UPPER LIMIT				4.21		
LOWER LIMIT				4.01		
LAB SAMPLE ID	CLIENT SAMPLE ID	DATE ANALYZED	LAB FILE ID			
CCV 240-99953/4 CCVRT		09/03/2013 16:58	P6F90304.D	4.11		
CCV 240-99953/7		09/03/2013 18:42	P6F90307.D	4.11		
MB 240-99867/23-A		09/03/2013 19:13	P6F90308.D	4.10		
LCS 240-99867/24-A		09/03/2013 19:44	P6F90309.D	4.10		
CCV 240-99953/18		09/04/2013 00:24	P6F90318.D	4.11		
240-28436-22	DR-SB-DUP01-0406	09/04/2013 02:59	P6F90323.D	4.10		
240-28436-1	DR-SB-202-02-04	09/04/2013 05:03	P6F90327.D	4.10		
240-28436-2	DR-SB-202-06-08	09/04/2013 05:33	P6F90328.D	4.10		
CCV 240-99953/29		09/04/2013 06:04	P6F90329.D	4.11		
240-28436-3	DR-SB-204-02-04	09/04/2013 06:35	P6F90330.D	4.10		
240-28436-4	DR-SB-204-08-10	09/04/2013 07:06	P6F90331.D	4.10		
240-28436-4 MS	DR-SB-204-08-10 MS	09/04/2013 07:37	P6F90332.D	4.10		
240-28436-4 MSD	DR-SB-204-08-10 MSD	09/04/2013 08:07	P6F90333.D	4.10		
CCV 240-99953/34		09/04/2013 08:38	P6F90334.D	4.11		

C9 = n-Nonane

C9 RT Limit = ± 0.1 minutes of surrogate RT

Column used to flag values outside QC limits

FORM VIII 8015C

FORM VIII
DIESEL RANGE ORGANICS ANALYTICAL SEQUENCE

Lab Name: TestAmerica Canton Job No.: 240-28436-1

SDG No.:

Sample No.: STD3 240-100244/8 Date Analyzed: 09/05/2013 16:20

Instrument ID: A2HP6F GC Column: RTX-5 ID: 0.53(mm)

Lab File ID (Standard): P6F90508.D Heated Purge: (Y/N) N

Calibration ID: 17266

THE ANALYTICAL SEQUENCE OF BLANKS, SAMPLES, STANDARDS, MS/MSDs AND LCSs IS GIVEN BELOW:

				C9 RT #		
INITIAL CALIBRATION SURROGATE				4.11		
UPPER LIMIT				4.21		
LOWER LIMIT				4.01		
LAB SAMPLE ID	CLIENT SAMPLE ID	DATE ANALYZED	LAB FILE ID			
STD3 240-100244/8 ICRT		09/05/2013 16:20	P6F90508.D	4.11		
MB 240-100013/23-A		09/05/2013 18:22	P6F90512.D	4.10		
LCS 240-100013/24-A		09/05/2013 18:53	P6F90513.D	4.10		
240-28436-5	DR-SB-205-06-08	09/05/2013 19:24	P6F90514.D	4.10		
240-28436-6	DR-SB-205-10-12	09/05/2013 19:54	P6F90515.D	4.10		
240-28436-7	DR-SB-206-04-06	09/05/2013 20:25	P6F90516.D	4.10		
240-28436-8	DR-SB-206-08-10	09/05/2013 20:55	P6F90517.D	4.10		
240-28436-9	DR-SB-207-02-04	09/05/2013 21:26	P6F90518.D	4.10		
240-28436-10	DR-SB-207-10-12	09/05/2013 21:57	P6F90519.D	4.10		
240-28436-11	DR-SB-208-04-06	09/05/2013 22:28	P6F90520.D	4.10		
240-28436-12	DR-SB-208-08-10	09/05/2013 22:59	P6F90521.D	4.10		
CCV 240-100244/22		09/05/2013 23:29	P6F90522.D	4.11		
240-28436-13	DR-SB-209-04-06	09/06/2013 00:00	P6F90523.D	4.10		
240-28436-14	DR-SB-209-08-10	09/06/2013 00:30	P6F90524.D	4.10		
240-28436-15	DR-SB-210-04-06	09/06/2013 01:01	P6F90525.D	4.10		
240-28436-16	DR-SB-210-12-13	09/06/2013 01:31	P6F90526.D	4.10		
240-28436-17	DR-SB-211-04-06	09/06/2013 02:02	P6F90527.D	4.10		
240-28436-18	DR-SB-211-08-10	09/06/2013 02:32	P6F90528.D	4.10		
240-28436-19	DR-SB-212-04-06	09/06/2013 03:03	P6F90529.D	4.10		
240-28436-20	DR-SB-212-11-13	09/06/2013 03:33	P6F90530.D	4.10		
CCV 240-100244/33		09/06/2013 05:05	P6F90533.D	4.11		
240-28500-H-2-B MS		09/06/2013 06:36	P6F90536.D	4.10		
240-28500-H-2-C MSD		09/06/2013 07:07	P6F90537.D	4.10		
CCV 240-100244/38		09/06/2013 07:37	P6F90538.D	4.11		

C9 = n-Nonane

C9 RT Limit = ± 0.1 minutes of surrogate RT

Column used to flag values outside QC limits

FORM VIII 8015C

PCBS ANALYSIS RUN LOG

Lab Name: TestAmerica Canton Job No.: 240-28436-1

SDG No.:

Instrument ID: A2HP12 Start Date: 08/27/2013 18:11

Analysis Batch Number: 99216 End Date: 08/28/2013 08:39

LAB SAMPLE ID	CLIENT SAMPLE ID	DATE ANALYZED	DILUTION FACTOR	LAB FILE ID	COLUMN ID
STD005 240-99216/3 IC		08/27/2013 18:11	1	P1200003.D	CLP-1 0.53(mm)
STD005 240-99216/3 IC		08/27/2013 18:11	1	P1200003.D	CLP-2 0.53(mm)
STD01 240-99216/4 IC		08/27/2013 18:26	1	P1200004.D	CLP-1 0.53(mm)
STD01 240-99216/4 IC		08/27/2013 18:26	1	P1200004.D	CLP-2 0.53(mm)
STD02 240-99216/5 IC		08/27/2013 18:41	1	P1200005.D	CLP-1 0.53(mm)
STD02 240-99216/5 IC		08/27/2013 18:41	1	P1200005.D	CLP-2 0.53(mm)
STD05 240-99216/6 IC		08/27/2013 18:55	1	P1200006.D	CLP-1 0.53(mm)
STD05 240-99216/6 IC		08/27/2013 18:55	1	P1200006.D	CLP-2 0.53(mm)
STD1 240-99216/7 IC		08/27/2013 19:10	1	P1200007.D	CLP-1 0.53(mm)
STD1 240-99216/7 IC		08/27/2013 19:10	1	P1200007.D	CLP-2 0.53(mm)
STD2 240-99216/8 IC		08/27/2013 19:24	1	P1200008.D	CLP-1 0.53(mm)
STD2 240-99216/8 IC		08/27/2013 19:24	1	P1200008.D	CLP-2 0.53(mm)
STD005 240-99216/9 IC		08/27/2013 19:38	1	P1200009.D	CLP-1 0.53(mm)
STD005 240-99216/9 IC		08/27/2013 19:38	1	P1200009.D	CLP-2 0.53(mm)
STD01 240-99216/10 IC		08/27/2013 19:53	1	P1200010.D	CLP-1 0.53(mm)
STD01 240-99216/10 IC		08/27/2013 19:53	1	P1200010.D	CLP-2 0.53(mm)
STD02 240-99216/11 IC		08/27/2013 20:07	1	P1200011.D	CLP-1 0.53(mm)
STD02 240-99216/11 IC		08/27/2013 20:07	1	P1200011.D	CLP-2 0.53(mm)
STD05 240-99216/12 IC		08/27/2013 20:22	1	P1200012.D	CLP-1 0.53(mm)
STD05 240-99216/12 IC		08/27/2013 20:22	1	P1200012.D	CLP-2 0.53(mm)
STD1 240-99216/13 IC		08/27/2013 20:37	1	P1200013.D	CLP-1 0.53(mm)
STD1 240-99216/13 IC		08/27/2013 20:37	1	P1200013.D	CLP-2 0.53(mm)
STD2 240-99216/14 IC		08/27/2013 20:51	1	P1200014.D	CLP-1 0.53(mm)
STD2 240-99216/14 IC		08/27/2013 20:51	1	P1200014.D	CLP-2 0.53(mm)
STD005 240-99216/15 IC		08/27/2013 21:05	1	P1200015.D	CLP-1 0.53(mm)
STD005 240-99216/15 IC		08/27/2013 21:05	1	P1200015.D	CLP-2 0.53(mm)
STD01 240-99216/16 IC		08/27/2013 21:20	1	P1200016.D	CLP-1 0.53(mm)
STD01 240-99216/16 IC		08/27/2013 21:20	1	P1200016.D	CLP-2 0.53(mm)
STD02 240-99216/17 IC		08/27/2013 21:34	1	P1200017.D	CLP-1 0.53(mm)
STD02 240-99216/17 IC		08/27/2013 21:34	1	P1200017.D	CLP-2 0.53(mm)
STD05 240-99216/18 IC		08/27/2013 21:49	1	P1200018.D	CLP-1 0.53(mm)
STD05 240-99216/18 IC		08/27/2013 21:49	1	P1200018.D	CLP-2 0.53(mm)
STD2 240-99216/20 IC		08/27/2013 22:18	1	P1200020.D	CLP-1 0.53(mm)
STD2 240-99216/20 IC		08/27/2013 22:18	1	P1200020.D	CLP-2 0.53(mm)
STD005 240-99216/21 IC		08/27/2013 22:33	1	P1200021.D	CLP-1 0.53(mm)
STD005 240-99216/21 IC		08/27/2013 22:33	1	P1200021.D	CLP-2 0.53(mm)

PCBS ANALYSIS RUN LOG

Lab Name: TestAmerica Canton Job No.: 240-28436-1

SDG No.:

Instrument ID: A2HP12 Start Date: 08/27/2013 18:11

Analysis Batch Number: 99216 End Date: 08/28/2013 08:39

LAB SAMPLE ID	CLIENT SAMPLE ID	DATE ANALYZED	DILUTION FACTOR	LAB FILE ID	COLUMN ID
STD01 240-99216/22 IC		08/27/2013 22:48	1	P1200022.D	CLP-1 0.53(mm)
STD01 240-99216/22 IC		08/27/2013 22:48	1	P1200022.D	CLP-2 0.53(mm)
STD02 240-99216/23 IC		08/27/2013 23:02	1	P1200023.D	CLP-1 0.53(mm)
STD02 240-99216/23 IC		08/27/2013 23:02	1	P1200023.D	CLP-2 0.53(mm)
STD05 240-99216/24 IC		08/27/2013 23:17	1	P1200024.D	CLP-1 0.53(mm)
STD05 240-99216/24 IC		08/27/2013 23:17	1	P1200024.D	CLP-2 0.53(mm)
STD2 240-99216/26 IC		08/27/2013 23:46	1	P1200026.D	CLP-1 0.53(mm)
STD2 240-99216/26 IC		08/27/2013 23:46	1	P1200026.D	CLP-2 0.53(mm)
STD005 240-99216/27 IC		08/28/2013 00:01	1	P1200027.D	CLP-1 0.53(mm)
STD005 240-99216/27 IC		08/28/2013 00:01	1	P1200027.D	CLP-2 0.53(mm)
STD01 240-99216/28 IC		08/28/2013 00:16	1	P1200028.D	CLP-1 0.53(mm)
STD01 240-99216/28 IC		08/28/2013 00:16	1	P1200028.D	CLP-2 0.53(mm)
STD02 240-99216/29 IC		08/28/2013 00:30	1	P1200029.D	CLP-1 0.53(mm)
STD02 240-99216/29 IC		08/28/2013 00:30	1	P1200029.D	CLP-2 0.53(mm)
STD05 240-99216/30 ICRT		08/28/2013 00:45	1	P1200030.D	CLP-1 0.53(mm)
STD05 240-99216/30 ICRT		08/28/2013 00:45	1	P1200030.D	CLP-2 0.53(mm)
STD2 240-99216/32 IC		08/28/2013 01:14	1	P1200032.D	CLP-1 0.53(mm)
STD2 240-99216/32 IC		08/28/2013 01:14	1	P1200032.D	CLP-2 0.53(mm)
STD005 240-99216/33 IC		08/28/2013 01:28	1		CLP-1 0.53(mm)
STD005 240-99216/33 IC		08/28/2013 01:28	1		CLP-2 0.53(mm)
STD01 240-99216/34 IC		08/28/2013 01:43	1		CLP-1 0.53(mm)
STD01 240-99216/34 IC		08/28/2013 01:43	1		CLP-2 0.53(mm)
STD02 240-99216/35 IC		08/28/2013 01:57	1		CLP-1 0.53(mm)
STD02 240-99216/35 IC		08/28/2013 01:57	1		CLP-2 0.53(mm)
STD05 240-99216/36 IC		08/28/2013 02:12	1		CLP-1 0.53(mm)
STD05 240-99216/36 IC		08/28/2013 02:12	1		CLP-2 0.53(mm)
STD1 240-99216/37 IC		08/28/2013 02:27	1		CLP-1 0.53(mm)
STD1 240-99216/37 IC		08/28/2013 02:27	1		CLP-2 0.53(mm)
STD2 240-99216/38 IC		08/28/2013 02:41	1		CLP-1 0.53(mm)
STD2 240-99216/38 IC		08/28/2013 02:41	1		CLP-2 0.53(mm)
STD005 240-99216/39 IC		08/28/2013 02:55	1		CLP-1 0.53(mm)
STD005 240-99216/39 IC		08/28/2013 02:55	1		CLP-2 0.53(mm)
STD01 240-99216/40 IC		08/28/2013 03:10	1		CLP-1 0.53(mm)
STD01 240-99216/40 IC		08/28/2013 03:10	1		CLP-2 0.53(mm)

PCBS ANALYSIS RUN LOG

Lab Name: TestAmerica Canton Job No.: 240-28436-1

SDG No.:

Instrument ID: A2HP12 Start Date: 08/27/2013 18:11

Analysis Batch Number: 99216 End Date: 08/28/2013 08:39

LAB SAMPLE ID	CLIENT SAMPLE ID	DATE ANALYZED	DILUTION FACTOR	LAB FILE ID	COLUMN ID
STD02 240-99216/41 IC		08/28/2013 03:24	1		CLP-1 0.53(mm)
STD02 240-99216/41 IC		08/28/2013 03:24	1		CLP-2 0.53(mm)
STD05 240-99216/42 IC		08/28/2013 03:38	1		CLP-1 0.53(mm)
STD05 240-99216/42 IC		08/28/2013 03:38	1		CLP-2 0.53(mm)
STD1 240-99216/43 IC		08/28/2013 03:52	1		CLP-1 0.53(mm)
STD1 240-99216/43 IC		08/28/2013 03:52	1		CLP-2 0.53(mm)
STD2 240-99216/44 IC		08/28/2013 04:07	1		CLP-1 0.53(mm)
STD2 240-99216/44 IC		08/28/2013 04:07	1		CLP-2 0.53(mm)
ICV 240-99216/46		08/28/2013 04:36	1		CLP-1 0.53(mm)
ICV 240-99216/46		08/28/2013 04:36	1		CLP-2 0.53(mm)
ICV 240-99216/47		08/28/2013 04:50	1		CLP-1 0.53(mm)
ICV 240-99216/47		08/28/2013 04:50	1		CLP-2 0.53(mm)
ICV 240-99216/51		08/28/2013 05:48	1		CLP-1 0.53(mm)
ICV 240-99216/51		08/28/2013 05:48	1		CLP-2 0.53(mm)
ICV 240-99216/52		08/28/2013 06:03	1		CLP-1 0.53(mm)
ICV 240-99216/52		08/28/2013 06:03	1		CLP-2 0.53(mm)
STD1 240-99216/19 IC		08/28/2013 07:12	1	P1200053.D	CLP-1 0.53(mm)
STD1 240-99216/19 IC		08/28/2013 07:12	1	P1200053.D	CLP-2 0.53(mm)
STD1 240-99216/25 IC		08/28/2013 07:26	1	P1200054.D	CLP-1 0.53(mm)
STD1 240-99216/25 IC		08/28/2013 07:26	1	P1200054.D	CLP-2 0.53(mm)
STD1 240-99216/31 IC		08/28/2013 07:41	1	P1200055.D	CLP-1 0.53(mm)
STD1 240-99216/31 IC		08/28/2013 07:41	1	P1200055.D	CLP-2 0.53(mm)
ICV 240-99216/50		08/28/2013 07:56	1	P1200056.D	CLP-1 0.53(mm)
ICV 240-99216/50		08/28/2013 07:56	1	P1200056.D	CLP-2 0.53(mm)
ICV 240-99216/57		08/28/2013 08:10	1		CLP-1 0.53(mm)
ICV 240-99216/57		08/28/2013 08:10	1		CLP-2 0.53(mm)
ICV 240-99216/58		08/28/2013 08:25	1		CLP-1 0.53(mm)
ICV 240-99216/58		08/28/2013 08:25	1		CLP-2 0.53(mm)
ICV 240-99216/56		08/28/2013 08:39	1		CLP-1 0.53(mm)
ICV 240-99216/56		08/28/2013 08:39	1		CLP-2 0.53(mm)

PCBS ANALYSIS RUN LOG

Lab Name: TestAmerica Canton Job No.: 240-28436-1

SDG No.:

Instrument ID: A2HP12 Start Date: 09/10/2013 02:21

Analysis Batch Number: 100738 End Date: 09/10/2013 12:25

LAB SAMPLE ID	CLIENT SAMPLE ID	DATE ANALYZED	DILUTION FACTOR	LAB FILE ID	COLUMN ID
CCV 240-100738/3 CCVRT		09/10/2013 02:21	1	P1200003.D	CLP-1 0.53(mm)
CCV 240-100738/3 CCVRT		09/10/2013 02:21	1	P1200003.D	CLP-2 0.53(mm)
ZZZZZ		09/10/2013 04:04	1		CLP-1 0.53(mm)
ZZZZZ		09/10/2013 04:04	1		CLP-2 0.53(mm)
ZZZZZ		09/10/2013 04:18	1		CLP-1 0.53(mm)
ZZZZZ		09/10/2013 04:18	1		CLP-2 0.53(mm)
240-28436-5	DR-SB-205-06-08	09/10/2013 04:40	1	P1200012.D	CLP-1 0.53(mm)
240-28436-5	DR-SB-205-06-08	09/10/2013 04:40	1	P1200012.D	CLP-2 0.53(mm)
240-28436-6	DR-SB-205-10-12	09/10/2013 04:54	1	P1200013.D	CLP-1 0.53(mm)
240-28436-6	DR-SB-205-10-12	09/10/2013 04:54	1	P1200013.D	CLP-2 0.53(mm)
ZZZZZ		09/10/2013 05:09	1		CLP-1 0.53(mm)
ZZZZZ		09/10/2013 05:09	1		CLP-2 0.53(mm)
240-28436-8	DR-SB-206-08-10	09/10/2013 05:24	1	P1200015.D	CLP-1 0.53(mm)
240-28436-8	DR-SB-206-08-10	09/10/2013 05:24	1	P1200015.D	CLP-2 0.53(mm)
240-28436-9	DR-SB-207-02-04	09/10/2013 05:38	1	P1200016.D	CLP-1 0.53(mm)
240-28436-9	DR-SB-207-02-04	09/10/2013 05:38	1	P1200016.D	CLP-2 0.53(mm)
240-28436-10	DR-SB-207-10-12	09/10/2013 05:53	1	P1200017.D	CLP-1 0.53(mm)
240-28436-10	DR-SB-207-10-12	09/10/2013 05:53	1	P1200017.D	CLP-2 0.53(mm)
240-28436-11	DR-SB-208-04-06	09/10/2013 06:08	1	P1200018.D	CLP-1 0.53(mm)
240-28436-11	DR-SB-208-04-06	09/10/2013 06:08	1	P1200018.D	CLP-2 0.53(mm)
240-28436-12	DR-SB-208-08-10	09/10/2013 06:23	1	P1200019.D	CLP-1 0.53(mm)
240-28436-12	DR-SB-208-08-10	09/10/2013 06:23	1	P1200019.D	CLP-2 0.53(mm)
240-28436-13	DR-SB-209-04-06	09/10/2013 06:37	1	P1200020.D	CLP-1 0.53(mm)
240-28436-13	DR-SB-209-04-06	09/10/2013 06:37	1	P1200020.D	CLP-2 0.53(mm)
240-28436-14	DR-SB-209-08-10	09/10/2013 06:52	1	P1200021.D	CLP-1 0.53(mm)
240-28436-14	DR-SB-209-08-10	09/10/2013 06:52	1	P1200021.D	CLP-2 0.53(mm)
MB 240-100427/22-A		09/10/2013 07:07	1	P1200022.D	CLP-1 0.53(mm)
MB 240-100427/22-A		09/10/2013 07:07	1	P1200022.D	CLP-2 0.53(mm)
CCV 240-100738/23		09/10/2013 07:21	1	P1200023.D	CLP-1 0.53(mm)
CCV 240-100738/23		09/10/2013 07:21	1	P1200023.D	CLP-2 0.53(mm)
240-28436-15	DR-SB-210-04-06	09/10/2013 07:36	1	P1200024.D	CLP-1 0.53(mm)
240-28436-15	DR-SB-210-04-06	09/10/2013 07:36	1	P1200024.D	CLP-2 0.53(mm)
240-28436-16	DR-SB-210-12-13	09/10/2013 07:51	1	P1200025.D	CLP-1 0.53(mm)
240-28436-16	DR-SB-210-12-13	09/10/2013 07:51	1	P1200025.D	CLP-2 0.53(mm)
240-28436-17	DR-SB-211-04-06	09/10/2013 08:05	1	P1200026.D	CLP-1 0.53(mm)
240-28436-17	DR-SB-211-04-06	09/10/2013 08:05	1	P1200026.D	CLP-2 0.53(mm)
240-28436-18	DR-SB-211-08-10	09/10/2013 08:20	1	P1200027.D	CLP-1 0.53(mm)
240-28436-18	DR-SB-211-08-10	09/10/2013 08:20	1	P1200027.D	CLP-2 0.53(mm)
240-28436-19	DR-SB-212-04-06	09/10/2013 08:34	1	P1200028.D	CLP-1 0.53(mm)
240-28436-19	DR-SB-212-04-06	09/10/2013 08:34	1	P1200028.D	CLP-2 0.53(mm)
240-28436-20	DR-SB-212-11-13	09/10/2013 08:49	1	P1200029.D	CLP-1 0.53(mm)
240-28436-20	DR-SB-212-11-13	09/10/2013 08:49	1	P1200029.D	CLP-2 0.53(mm)
240-28436-22	DR-SB-DUP01-0406	09/10/2013 09:03	1	P1200030.D	CLP-1 0.53(mm)
240-28436-22	DR-SB-DUP01-0406	09/10/2013 09:03	1	P1200030.D	CLP-2 0.53(mm)

PCBS ANALYSIS RUN LOG

Lab Name: TestAmerica Canton Job No.: 240-28436-1

SDG No.:

Instrument ID: A2HP12 Start Date: 09/10/2013 02:21

Analysis Batch Number: 100738 End Date: 09/10/2013 12:25

LAB SAMPLE ID	CLIENT SAMPLE ID	DATE ANALYZED	DILUTION FACTOR	LAB FILE ID	COLUMN ID
240-28436-22 MS	DR-SB-DUP01-0406 MS	09/10/2013 09:18	1	P1200031.D	CLP-1 0.53(mm)
240-28436-22 MS	DR-SB-DUP01-0406 MS	09/10/2013 09:18	1	P1200031.D	CLP-2 0.53(mm)
240-28436-22 MSD	DR-SB-DUP01-0406 MSD	09/10/2013 09:33	1	P1200032.D	CLP-1 0.53(mm)
240-28436-22 MSD	DR-SB-DUP01-0406 MSD	09/10/2013 09:33	1	P1200032.D	CLP-2 0.53(mm)
LCS 240-100427/23-A		09/10/2013 09:47	1	P1200033.D	CLP-1 0.53(mm)
LCS 240-100427/23-A		09/10/2013 09:47	1	P1200033.D	CLP-2 0.53(mm)
CCV 240-100738/34		09/10/2013 10:02	1	P1200034.D	CLP-1 0.53(mm)
CCV 240-100738/34		09/10/2013 10:02	1	P1200034.D	CLP-2 0.53(mm)
240-28436-3	DR-SB-204-02-04	09/10/2013 11:42	1	P1200035.D	CLP-1 0.53(mm)
240-28436-3	DR-SB-204-02-04	09/10/2013 11:42	1	P1200035.D	CLP-2 0.53(mm)
240-28436-4	DR-SB-204-08-10	09/10/2013 11:56	1	P1200036.D	CLP-1 0.53(mm)
240-28436-4	DR-SB-204-08-10	09/10/2013 11:56	1	P1200036.D	CLP-2 0.53(mm)
240-28436-7	DR-SB-206-04-06	09/10/2013 12:10	1	P1200037.D	CLP-1 0.53(mm)
240-28436-7	DR-SB-206-04-06	09/10/2013 12:10	1	P1200037.D	CLP-2 0.53(mm)
CCV 240-100738/38		09/10/2013 12:25	1	P1200038.D	CLP-1 0.53(mm)
CCV 240-100738/38		09/10/2013 12:25	1	P1200038.D	CLP-2 0.53(mm)

FORM VI
PCBS INITIAL CALIBRATION DATA
EXTERNAL STANDARD CURVE EVALUATION

Lab Name: TestAmerica Canton Job No.: 240-28436-1 Analy Batch No.: 99216

SDG No.:

Instrument ID: A2HP12 GC Column: CLP-1 ID: 0.53(mm) Heated Purge: (Y/N) N

Calibration Start Date: 08/27/2013 18:11 Calibration End Date: 08/27/2013 19:24 Calibration ID: 17133

Calibration Files:

LEVEL:	LAB SAMPLE ID:	LAB FILE ID:
Level 1	STD005 240-99216/3	P1200003.D
Level 2	STD01 240-99216/4	P1200004.D
Level 3	STD02 240-99216/5	P1200005.D
Level 4	STD05 240-99216/6	P1200006.D
Level 5	STD1 240-99216/7	P1200007.D
Level 6	STD2 240-99216/8	P1200008.D

ANALYTE	CF				CURVE TYPE	COEFFICIENT			#	MIN CF	%RSD	#	MAX %RSD	R^2 OR COD	#	MIN R^2 OR COD
	LVL 1 LVL 5	LVL 2 LVL 6	LVL 3	LVL 4		B	M1	M2								
PCB-1232 Peak 1	21394920 18271042	20859210 16675622	20564325	18769598	Ave		19422452.8				9.4		20.0			
PCB-1232 Peak 2	17177640 13450223	16337930 13205554	15842665	13207816	Ave		14870304.8				12.0		20.0			
PCB-1232 Peak 3	36835800 26877720	34975680 26430057	32071000	28503864	Ave		30949020.2				14.0		20.0			
PCB-1232 Peak 4	15338960 11245985	14106410 11244304	12958840	11827136	Ave		12786939.1				13.0		20.0			
PCB-1232 Peak 5	12524400 10700142	12232690 10220989	11751100	11326944	Ave		11459377.4				7.8		20.0			

Note: The m1 coefficient is the same as Ave CF for an Ave curve type.

FORM VI
PCBS INITIAL CALIBRATION DATA
EXTERNAL STANDARD CURVE EVALUATION

Lab Name: TestAmerica Canton Job No.: 240-28436-1 Analy Batch No.: 99216

SDG No.:

Instrument ID: A2HP12 GC Column: CLP-2 ID: 0.53(mm) Heated Purge: (Y/N) N

Calibration Start Date: 08/27/2013 18:11 Calibration End Date: 08/27/2013 19:24 Calibration ID: 17134

Calibration Files:

LEVEL:	LAB SAMPLE ID:	LAB FILE ID:
Level 1	STD005 240-99216/3	P1200003.D
Level 2	STD01 240-99216/4	P1200004.D
Level 3	STD02 240-99216/5	P1200005.D
Level 4	STD05 240-99216/6	P1200006.D
Level 5	STD1 240-99216/7	P1200007.D
Level 6	STD2 240-99216/8	P1200008.D

ANALYTE	CF				CURVE TYPE	COEFFICIENT			#	MIN CF	%RSD	#	MAX %RSD	R^2 OR COD	#	MIN R^2 OR COD
	LVL 1 LVL 5	LVL 2 LVL 6	LVL 3	LVL 4		B	M1	M2								
PCB-1232 Peak 1	67257560 56890630	66221380 53858364	65074280	59076006	Ave		61396369.9				9.0		20.0			
PCB-1232 Peak 2	62363780 43295074	51686410 40457272	50280200	45908238	Ave		48998495.6				16.0		20.0			
PCB-1232 Peak 3	97072960 88038562	96017020 86999657	93769975	91657520	Ave		92259282.3				4.5		20.0			
PCB-1232 Peak 4	40470980 36042534	40880710 35672688	39394485	38428706	Ave		38481683.8				5.7		20.0			
PCB-1232 Peak 5	32537640 29110880	32076730 29148634	32738150	32262382	Ave		31312402.6				5.4		20.0			

Note: The ml coefficient is the same as Ave CF for an Ave curve type.

FORM VI
PCBS INITIAL CALIBRATION DATA
EXTERNAL STANDARD CURVE EVALUATION

Lab Name: TestAmerica Canton Job No.: 240-28436-1 Analy Batch No.: 99216

SDG No.:

Instrument ID: A2HP12 GC Column: CLP-1 ID: 0.53(mm) Heated Purge: (Y/N) N

Calibration Start Date: 08/27/2013 19:38 Calibration End Date: 08/27/2013 20:51 Calibration ID: 17139

Calibration Files:

LEVEL:	LAB SAMPLE ID:	LAB FILE ID:
Level 1	STD005 240-99216/9	P1200009.D
Level 2	STD01 240-99216/10	P1200010.D
Level 3	STD02 240-99216/11	P1200011.D
Level 4	STD05 240-99216/12	P1200012.D
Level 5	STD1 240-99216/13	P1200013.D
Level 6	STD2 240-99216/14	P1200014.D

ANALYTE	CF				CURVE TYPE	COEFFICIENT			#	MIN CF	%RSD	#	MAX %RSD	R^2 OR COD	#	MIN R^2 OR COD
	LVL 1 LVL 5	LVL 2 LVL 6	LVL 3	LVL 4		B	M1	M2								
PCB-1242 Peak 1	15843380 13100458	15001260 12089909	14819005	13706104	Ave		14093352.7				9.8		20.0			
PCB-1242 Peak 2	31271100 24249819	29869730 22854457	28173120	25713482	Ave		27021951.3				12.0		20.0			
PCB-1242 Peak 3	69756600 51565212	59851750 50281604	57870150	53290620	Ave		57102655.9				13.0		20.0			
PCB-1242 Peak 4	28812060 21453823	25505340 21514113	24535160	22500698	Ave		24053532.3				12.0		20.0			
PCB-1242 Peak 5	27507660 22974108	25941680 21755880	25834020	23769208	Ave		24630426.0				8.7		20.0			

Note: The m1 coefficient is the same as Ave CF for an Ave curve type.

FORM VI
PCBS INITIAL CALIBRATION DATA
EXTERNAL STANDARD CURVE EVALUATION

Lab Name: TestAmerica Canton Job No.: 240-28436-1 Analy Batch No.: 99216

SDG No.:

Instrument ID: A2HP12 GC Column: CLP-2 ID: 0.53(mm) Heated Purge: (Y/N) N

Calibration Start Date: 08/27/2013 19:38 Calibration End Date: 08/27/2013 20:51 Calibration ID: 17140

Calibration Files:

LEVEL:	LAB SAMPLE ID:	LAB FILE ID:
Level 1	STD005 240-99216/9	P1200009.D
Level 2	STD01 240-99216/10	P1200010.D
Level 3	STD02 240-99216/11	P1200011.D
Level 4	STD05 240-99216/12	P1200012.D
Level 5	STD1 240-99216/13	P1200013.D
Level 6	STD2 240-99216/14	P1200014.D

ANALYTE	CF				CURVE TYPE	COEFFICIENT			#	MIN CF	%RSD	#	MAX %RSD	R^2 OR COD	#	MIN R^2 OR COD
	LVL 1 LVL 5	LVL 2 LVL 6	LVL 3	LVL 4		B	M1	M2								
PCB-1242 Peak 1	50594280 41186097	45243390 38574636	50191710	43029440	Ave		44803258.8				11.0		20.0			
PCB-1242 Peak 2	91293820 77117694	81820520 72728525	105533380	80754280	Ave		84874703.2				14.0		20.0			
PCB-1242 Peak 3	189826240 174531990	182546440 171562035	191638285	171881354	Ave		180331057				5.0		20.0			
PCB-1242 Peak 4	78750000 70521441	77304040 69827672	82563630	70465464	Ave		74905374.5				7.2		20.0			
PCB-1242 Peak 5	83774760 56009987	76569240 54773422	68198435	56073510	Ave		65899892.3				19.0		20.0			

Note: The m1 coefficient is the same as Ave CF for an Ave curve type.

FORM VI
PCBS INITIAL CALIBRATION DATA
EXTERNAL STANDARD CURVE EVALUATION

Lab Name: TestAmerica Canton Job No.: 240-28436-1 Analy Batch No.: 99216

SDG No.:

Instrument ID: A2HP12 GC Column: CLP-1 ID: 0.53(mm) Heated Purge: (Y/N) N

Calibration Start Date: 08/27/2013 21:05 Calibration End Date: 08/28/2013 07:12 Calibration ID: 17145

Calibration Files:

LEVEL:	LAB SAMPLE ID:	LAB FILE ID:
Level 1	STD005 240-99216/15	P1200015.D
Level 2	STD01 240-99216/16	P1200016.D
Level 3	STD02 240-99216/17	P1200017.D
Level 4	STD05 240-99216/18	P1200018.D
Level 5	STD1 240-99216/19	P1200053.D
Level 6	STD2 240-99216/20	P1200020.D

ANALYTE	CF				CURVE TYPE	COEFFICIENT			#	MIN CF	%RSD	#	MAX %RSD	R^2 OR COD	#	MIN R^2 OR COD
	LVL 1 LVL 5	LVL 2 LVL 6	LVL 3	LVL 4		B	M1	M2								
PCB-1248 Peak 1	14586500 10898451	14251180 11002045	13392695	12276178	Ave		12734508.1				13.0		20.0			
PCB-1248 Peak 2	41039800 27527917	36368070 30335258	36295895	34368696	Ave		34322606.0				14.0		20.0			
PCB-1248 Peak 3	43257520 32870093	40959110 33447176	39731320	37409718	Ave		37945822.8				11.0		20.0			
PCB-1248 Peak 4	22958340 18697472	23013490 19558049	21955865	20754506	Ave		21156286.9				8.5		20.0			
PCB-1248 Peak 5	20228780 16528911	19434810 16631884	19229975	18698974	Ave		18458889.0				8.3		20.0			

Note: The m1 coefficient is the same as Ave CF for an Ave curve type.

FORM VI
PCBS INITIAL CALIBRATION DATA
EXTERNAL STANDARD CURVE EVALUATION

Lab Name: TestAmerica Canton Job No.: 240-28436-1 Analy Batch No.: 99216

SDG No.:

Instrument ID: A2HP12 GC Column: CLP-2 ID: 0.53(mm) Heated Purge: (Y/N) N

Calibration Start Date: 08/27/2013 21:05 Calibration End Date: 08/28/2013 07:12 Calibration ID: 17146

Calibration Files:

LEVEL:	LAB SAMPLE ID:	LAB FILE ID:
Level 1	STD005 240-99216/15	P1200015.D
Level 2	STD01 240-99216/16	P1200016.D
Level 3	STD02 240-99216/17	P1200017.D
Level 4	STD05 240-99216/18	P1200018.D
Level 5	STD1 240-99216/19	P1200053.D
Level 6	STD2 240-99216/20	P1200020.D

ANALYTE	CF				CURVE TYPE	COEFFICIENT			#	MIN CF	%RSD	#	MAX %RSD	R^2 OR COD	#	MIN R^2 OR COD
	LVL 1 LVL 5	LVL 2 LVL 6	LVL 3	LVL 4		B	M1	M2								
PCB-1248 Peak 1	45409320 35242302	49499740 36419666	44576705	39571976	Ave		41786618.2				13.0		20.0			
PCB-1248 Peak 2	124109200 102167098	120599940 106442333	115428185	107695380	Ave		112740356				7.7		20.0			
PCB-1248 Peak 3	119743300 101316314	117859340 103647530	108328270	107510322	Ave		109734179				6.8		20.0			
PCB-1248 Peak 4	118716020 98851321	113431690 102458937	106153365	104315246	Ave		107321096				6.9		20.0			
PCB-1248 Peak 5	68507340 59861256	69454710 58674566	61760030	62589508	Ave		63474568.3				7.1		20.0			

Note: The m1 coefficient is the same as Ave CF for an Ave curve type.

FORM VI
PCBS INITIAL CALIBRATION DATA
EXTERNAL STANDARD CURVE EVALUATION

Lab Name: TestAmerica Canton Job No.: 240-28436-1 Analy Batch No.: 99216

SDG No.:

Instrument ID: A2HP12 GC Column: CLP-1 ID: 0.53(mm) Heated Purge: (Y/N) N

Calibration Start Date: 08/27/2013 22:33 Calibration End Date: 08/28/2013 07:26 Calibration ID: 17151

Calibration Files:

LEVEL:	LAB SAMPLE ID:	LAB FILE ID:
Level 1	STD005 240-99216/21	P1200021.D
Level 2	STD01 240-99216/22	P1200022.D
Level 3	STD02 240-99216/23	P1200023.D
Level 4	STD05 240-99216/24	P1200024.D
Level 5	STD1 240-99216/25	P1200054.D
Level 6	STD2 240-99216/26	P1200026.D

ANALYTE	CF				CURVE TYPE	COEFFICIENT			#	MIN CF	%RSD	#	MAX %RSD	R^2 OR COD	#	MIN R^2 OR COD
	LVL 1 LVL 5	LVL 2 LVL 6	LVL 3	LVL 4		B	M1	M2								
PCB-1221 Peak 1	10786020 8164262	10148630 8371490	9737690	9198542	Ave		9401105.67				11.0		20.0			
PCB-1221 Peak 2	5556220 4341243	5336700 4232818	4951320	4486530	Ave		4817471.83				11.0		20.0			
PCB-1221 Peak 3	27492760 20227202	25822340 20602932	25136055	23570544	Ave		23808638.8				12.0		20.0			
PCB-1254 Peak 1	62105700 50918593	63998420 52837639	60628175	57181916	Ave		57945073.8				9.0		20.0			
PCB-1254 Peak 2	66836460 55713122	66931390 58607350	64163070	62913032	Ave		62527404.0				7.2		20.0			
PCB-1254 Peak 3	50300240 44261771	52733090 47182585	50971415	50492728	Ave		49323638.1				6.2		20.0			
PCB-1254 Peak 4	43204880 37906558	45976650 39842130	43761690	43029548	Ave		42286909.3				6.9		20.0			
PCB-1254 Peak 5	64566020 54766816	65467800 58540648	63621800	62647320	Ave		61601733.9				6.7		20.0			

Note: The m1 coefficient is the same as Ave CF for an Ave curve type.

FORM VI
PCBS INITIAL CALIBRATION DATA
EXTERNAL STANDARD CURVE EVALUATION

Lab Name: TestAmerica Canton Job No.: 240-28436-1 Analy Batch No.: 99216

SDG No.:

Instrument ID: A2HP12 GC Column: CLP-2 ID: 0.53(mm) Heated Purge: (Y/N) N

Calibration Start Date: 08/27/2013 22:33 Calibration End Date: 08/28/2013 07:26 Calibration ID: 17152

Calibration Files:

LEVEL:	LAB SAMPLE ID:	LAB FILE ID:
Level 1	STD005 240-99216/21	P1200021.D
Level 2	STD01 240-99216/22	P1200022.D
Level 3	STD02 240-99216/23	P1200023.D
Level 4	STD05 240-99216/24	P1200024.D
Level 5	STD1 240-99216/25	P1200054.D
Level 6	STD2 240-99216/26	P1200026.D

ANALYTE	CF				CURVE TYPE	COEFFICIENT			#	MIN CF	%RSD	#	MAX %RSD	R^2 OR COD	#	MIN R^2 OR COD
	LVL 1 LVL 5	LVL 2 LVL 6	LVL 3	LVL 4		B	M1	M2								
PCB-1221 Peak 1	37925640 27440098	32417300 28032806	31442705	29381758	Ave		31106717.8				12.0		20.0			
PCB-1221 Peak 2	21329260 18466552	19970380 18532091	20186050	19136350	Ave		19603447.1				5.6		20.0			
PCB-1221 Peak 3	83732180 68704309	77977140 70077469	76009140	72192084	Ave		74782053.7				7.5		20.0			
PCB-1254 Peak 1	140718140 117123617	128403180 123228706	128629580	126572966	Ave		127446031				6.1		20.0			
PCB-1254 Peak 2	218263420 187202467	196773140 198768244	201928650	201591474	Ave		200754566				5.0		20.0			
PCB-1254 Peak 3	154356560 130461610	137287250 139692131	141171455	141129114	Ave		140683020				5.5		20.0			
PCB-1254 Peak 4	175640820 150846364	164627280 162369108	162568475	162444870	Ave		163082820				4.8		20.0			
PCB-1254 Peak 5	208735100 180347780	195314040 194551644	194711685	194898562	Ave		194759802				4.6		20.0			

Note: The m1 coefficient is the same as Ave CF for an Ave curve type.

FORM VI
PCBS INITIAL CALIBRATION DATA
EXTERNAL STANDARD CURVE EVALUATION

Lab Name: TestAmerica Canton Job No.: 240-28436-1 Analy Batch No.: 99216

SDG No.:

Instrument ID: A2HP12 GC Column: CLP-1 ID: 0.53(mm) Heated Purge: (Y/N) N

Calibration Start Date: 08/28/2013 00:01 Calibration End Date: 08/28/2013 07:41 Calibration ID: 17115

Calibration Files:

LEVEL:	LAB SAMPLE ID:	LAB FILE ID:
Level 1	STD005 240-99216/27	P1200027.D
Level 2	STD01 240-99216/28	P1200028.D
Level 3	STD02 240-99216/29	P1200029.D
Level 4	STD05 240-99216/30	P1200030.D
Level 5	STD1 240-99216/31	P1200055.D
Level 6	STD2 240-99216/32	P1200032.D

ANALYTE	CF				CURVE TYPE	COEFFICIENT			#	MIN CF	%RSD	#	MAX %RSD	R^2 OR COD	#	MIN R^2 OR COD
	LVL 1 LVL 5	LVL 2 LVL 6	LVL 3	LVL 4		B	M1	M2								
PCB-1016 Peak 1	18959680 14914296	17752440 15397751	17756850	16998178	Ave		16963199.1				9.1		20.0			
PCB-1016 Peak 2	36936300 26970933	34288380 28441767	32419200	30961508	Ave		31669681.3				12.0		20.0			
PCB-1016 Peak 3	83070060 56929898	71179870 61934768	67033850	64307628	Ave		67409345.6				13.0		20.0			
PCB-1016 Peak 4	33215340 24081082	31208890 26721155	28582900	26593266	Ave		28400438.9				12.0		20.0			
PCB-1016 Peak 5	32516760 25564341	30085680 26833729	29827840	28429520	Ave		28876311.6				8.6		20.0			
PCB-1260 Peak 1	48543620 37607976	44653780 40303126	44969145	41746508	Ave		42970692.4				9.0		20.0			
PCB-1260 Peak 2	98806600 75912494	89664330 81565311	89765935	85131258	Ave		86807654.7				9.1		20.0			
PCB-1260 Peak 3	95828220 69966788	86836730 81638163	87318910	83832134	Ave		84236824.1				10.0		20.0			
PCB-1260 Peak 4	126522540 118497268	117703940 116802011	119545055	118017988	Ave		119514800				3.0		20.0			
PCB-1260 Peak 5	59993340 47875680	55743080 52491057	54347020	52368624	Ave		53803133.5				7.5		20.0			
Tetrachloro-m-xylene	1280999600 897008200	1028837400 935182740	1055878100	1024746960	Ave		1037108833				13.0		20.0			
Decachlorobiphenyl	1208610800 855988540	938577000 959742080	975713800	962441240	Ave		983512243				12.0		20.0			

Note: The m1 coefficient is the same as Ave CF for an Ave curve type.

FORM VI
PCBS INITIAL CALIBRATION DATA
EXTERNAL STANDARD CURVE EVALUATION

Lab Name: TestAmerica Canton Job No.: 240-28436-1 Analy Batch No.: 99216

SDG No.:

Instrument ID: A2HP12 GC Column: CLP-2 ID: 0.53(mm) Heated Purge: (Y/N) N

Calibration Start Date: 08/28/2013 00:01 Calibration End Date: 08/28/2013 07:41 Calibration ID: 17116

Calibration Files:

LEVEL:	LAB SAMPLE ID:	LAB FILE ID:
Level 1	STD005 240-99216/27	P1200027.D
Level 2	STD01 240-99216/28	P1200028.D
Level 3	STD02 240-99216/29	P1200029.D
Level 4	STD05 240-99216/30	P1200030.D
Level 5	STD1 240-99216/31	P1200055.D
Level 6	STD2 240-99216/32	P1200032.D

ANALYTE	CF				CURVE TYPE	COEFFICIENT			#	MIN CF	%RSD	#	MAX %RSD	R^2 OR COD	#	MIN R^2 OR COD
	LVL 1 LVL 5	LVL 2 LVL 6	LVL 3	LVL 4		B	M1	M2								
PCB-1016 Peak 1	60012040 46883321	52328590 47635658	63352170	52264292	Ave		53746011.8				12.0		20.0			
PCB-1016 Peak 2	150774840 88385396	109623770 90204710	134131195	97933166	Lin1	3609015.86	88684327.8							0.9920		0.9900
PCB-1016 Peak 3	231525260 200926725	210609270 213687178	228247065	214710858	Ave		216617726				5.3		20.0			
PCB-1016 Peak 4	98686100 82129003	92650340 86679380	100618975	88016258	Ave		91463342.7				7.9		20.0			
PCB-1016 Peak 5	96449620 65096726	84504820 68178542	77631555	70950102	Ave		77135227.4				15.0		20.0			
PCB-1260 Peak 1	161497040 129938811	149128680 144171685	149161810	149591372	Ave		147248233				7.0		20.0			
PCB-1260 Peak 2	183468360 154738807	163913910 168121883	171996720	170589950	Ave		168804938				5.6		20.0			
PCB-1260 Peak 3	281436720 226463798	266443230 268028175	266855325	268505036	Ave		262955381				7.1		20.0			
PCB-1260 Peak 4	341352380 332654287	315387320 330142531	317828605	318060162	Ave		325904214				3.2		20.0			
PCB-1260 Peak 5	252264880 235845237	232123440 238187518	231851305	228000948	Ave		236378888				3.6		20.0			
Tetrachloro-m-xylene	3978049600 3066790280	3156446200 3323204370	3276905500	3357591080	Ave		3359831172				9.6		20.0			
Decachlorobiphenyl	4137523600 2843241540	3212443800 3125101760	3230687900	3123215840	Ave		3278702407				14.0		20.0			

Note: The m1 coefficient is the same as Ave CF for an Ave curve type.

FORM VII
PCBS CONTINUING CALIBRATION DATA

Lab Name: TestAmerica Canton Job No.: 240-28436-1

SDG No.:

Lab Sample ID: ICV 240-99216/50 Calibration Date: 08/28/2013 07:56

Instrument ID: A2HP12 Calib Start Date: 08/28/2013 00:01

GC Column: CLP-1 ID: 0.53(mm) Calib End Date: 08/28/2013 07:41

Lab File ID: P1200056.D Conc. Units: ng/uL

ANALYTE	CURVE TYPE	AVE CF	CF	MIN CF	CALC AMOUNT	SPIKE AMOUNT	%D	MAX %D
PCB-1016 Peak 1	Ave	16963199	15565689		0.918	1.00	-8.2	20.0
PCB-1016 Peak 2	Ave	31669681	29934909		0.945	1.00	-5.5	20.0
PCB-1016 Peak 3	Ave	67409346	63597419		0.943	1.00	-5.7	20.0
PCB-1016 Peak 4	Ave	28400439	27557694		0.970	1.00	-3.0	20.0
PCB-1016 Peak 5	Ave	28876312	27777488		0.962	1.00	-3.8	20.0
PCB-1260 Peak 1	Ave	42970692	40609095		0.945	1.00	-5.5	20.0
PCB-1260 Peak 2	Ave	86807655	81559569		0.940	1.00	-6.0	20.0
PCB-1260 Peak 3	Ave	84236824	74479210		0.884	1.00	-11.6	20.0
PCB-1260 Peak 4	Ave	119514800	132192809		1.11	1.00	10.6	20.0
PCB-1260 Peak 5	Ave	53803134	54761554		1.02	1.00	1.8	20.0

FORM VII
PCBS CONTINUING CALIBRATION DATA

Lab Name: TestAmerica Canton Job No.: 240-28436-1

SDG No.:

Lab Sample ID: ICV 240-99216/50 Calibration Date: 08/28/2013 07:56

Instrument ID: A2HP12 Calib Start Date: 08/28/2013 00:01

GC Column: CLP-2 ID: 0.53(mm) Calib End Date: 08/28/2013 07:41

Lab File ID: P1200056.D Conc. Units: ng/uL

ANALYTE	CURVE TYPE	AVE CF	CF	MIN CF	CALC AMOUNT	SPIKE AMOUNT	%D	MAX %D
PCB-1016 Peak 1	Ave	53746012	50758997		0.944	1.00	-5.6	20.0
PCB-1016 Peak 2	Lin1		95201553		1.03	1.00	3.3	20.0
PCB-1016 Peak 3	Ave	216617726	217939595		1.01	1.00	0.6	20.0
PCB-1016 Peak 4	Ave	91463343	90025162		0.984	1.00	-1.6	20.0
PCB-1016 Peak 5	Ave	77135227	70807104		0.918	1.00	-8.2	20.0
PCB-1260 Peak 1	Ave	147248233	140356159		0.953	1.00	-4.7	20.0
PCB-1260 Peak 2	Ave	168804938	164076780		0.972	1.00	-2.8	20.0
PCB-1260 Peak 3	Ave	262955381	240445428		0.914	1.00	-8.6	20.0
PCB-1260 Peak 4	Ave	325904214	372571677		1.14	1.00	14.3	20.0
PCB-1260 Peak 5	Ave	236378888	255673898		1.08	1.00	8.2	20.0

FORM VII
PCBS CONTINUING CALIBRATION DATA

Lab Name: TestAmerica Canton Job No.: 240-28436-1

SDG No.:

Lab Sample ID: CCV 240-100738/3 Calibration Date: 09/10/2013 02:21

Instrument ID: A2HP12 Calib Start Date: 08/28/2013 00:01

GC Column: CLP-1 ID: 0.53(mm) Calib End Date: 08/28/2013 07:41

Lab File ID: P1200003.D Conc. Units: ng/uL

ANALYTE	CURVE TYPE	AVE CF	CF	MIN CF	CALC AMOUNT	SPIKE AMOUNT	%D	MAX %D
PCB-1016 Peak 1	Ave	16963199	17225388		0.508	0.500	1.5	20.0
PCB-1016 Peak 2	Ave	31669681	32496346		0.513	0.500	2.6	20.0
PCB-1016 Peak 3	Ave	67409346	73883084		0.548	0.500	9.6	20.0
PCB-1016 Peak 4	Ave	28400439	30369558		0.535	0.500	6.9	20.0
PCB-1016 Peak 5	Ave	28876312	30294330		0.525	0.500	4.9	20.0
PCB-1260 Peak 1	Ave	42970692	43671510		0.508	0.500	1.6	20.0
PCB-1260 Peak 2	Ave	86807655	88751186		0.511	0.500	2.2	20.0
PCB-1260 Peak 3	Ave	84236824	79816394		0.474	0.500	-5.2	20.0
PCB-1260 Peak 4	Ave	119514800	133638544		0.559	0.500	11.8	20.0
PCB-1260 Peak 5	Ave	53803134	54105902		0.503	0.500	0.6	20.0
Tetrachloro-m-xylene	Ave	1037108833	1020619000		0.0246	0.0250	-1.6	20.0
Decachlorobiphenyl	Ave	983512243	985720320		0.0251	0.0250	0.2	20.0

FORM VII
PCBS CONTINUING CALIBRATION DATA

Lab Name: TestAmerica Canton Job No.: 240-28436-1

SDG No.:

Lab Sample ID: CCV 240-100738/3 Calibration Date: 09/10/2013 02:21

Instrument ID: A2HP12 Calib Start Date: 08/28/2013 00:01

GC Column: CLP-2 ID: 0.53(mm) Calib End Date: 08/28/2013 07:41

Lab File ID: P1200003.D Conc. Units: ng/uL

ANALYTE	CURVE TYPE	AVE CF	CF	MIN CF	CALC AMOUNT	SPIKE AMOUNT	%D	MAX %D
PCB-1016 Peak 1	Ave	53746012	59203486		0.551	0.500	10.2	20.0
PCB-1016 Peak 2	Lin1		112527442		0.594	0.500	18.7	20.0
PCB-1016 Peak 3	Ave	216617726	236053878		0.545	0.500	9.0	20.0
PCB-1016 Peak 4	Ave	91463343	99784934		0.545	0.500	9.1	20.0
PCB-1016 Peak 5	Ave	77135227	77829382		0.504	0.500	0.9	20.0
PCB-1260 Peak 1	Ave	147248233	149673120		0.508	0.500	1.6	20.0
PCB-1260 Peak 2	Ave	168804938	176360738		0.522	0.500	4.5	20.0
PCB-1260 Peak 3	Ave	262955381	255697818		0.486	0.500	-2.8	20.0
PCB-1260 Peak 4	Ave	325904214	370383202		0.568	0.500	13.6	20.0
PCB-1260 Peak 5	Ave	236378888	261733024		0.554	0.500	10.7	20.0
Tetrachloro-m-xylene	Ave	3359831172	3413598840		0.0254	0.0250	1.6	20.0
Decachlorobiphenyl	Ave	3278702407	2998027040		0.0229	0.0250	-8.6	20.0

FORM VII
PCBS CONTINUING CALIBRATION DATA

Lab Name: TestAmerica Canton Job No.: 240-28436-1

SDG No.:

Lab Sample ID: CCV 240-100738/23 Calibration Date: 09/10/2013 07:21

Instrument ID: A2HP12 Calib Start Date: 08/28/2013 00:01

GC Column: CLP-1 ID: 0.53(mm) Calib End Date: 08/28/2013 07:41

Lab File ID: P1200023.D Conc. Units: ng/uL

ANALYTE	CURVE TYPE	AVE CF	CF	MIN CF	CALC AMOUNT	SPIKE AMOUNT	%D	MAX %D
PCB-1016 Peak 1	Ave	16963199	16227708		0.478	0.500	-4.3	20.0
PCB-1016 Peak 2	Ave	31669681	30044436		0.474	0.500	-5.1	20.0
PCB-1016 Peak 3	Ave	67409346	64829758		0.481	0.500	-3.8	20.0
PCB-1016 Peak 4	Ave	28400439	27986430		0.493	0.500	-1.5	20.0
PCB-1016 Peak 5	Ave	28876312	27533488		0.477	0.500	-4.7	20.0
PCB-1260 Peak 1	Ave	42970692	40322268		0.469	0.500	-6.2	20.0
PCB-1260 Peak 2	Ave	86807655	82181700		0.473	0.500	-5.3	20.0
PCB-1260 Peak 3	Ave	84236824	74720254		0.444	0.500	-11.3	20.0
PCB-1260 Peak 4	Ave	119514800	121845162		0.510	0.500	1.9	20.0
PCB-1260 Peak 5	Ave	53803134	49114874		0.456	0.500	-8.7	20.0
Tetrachloro-m-xylene	Ave	1037108833	971064920		0.0234	0.0250	-6.4	20.0
Decachlorobiphenyl	Ave	983512243	877601440		0.0223	0.0250	-10.8	20.0

FORM VII
PCBS CONTINUING CALIBRATION DATA

Lab Name: TestAmerica Canton Job No.: 240-28436-1

SDG No.:

Lab Sample ID: CCV 240-100738/23 Calibration Date: 09/10/2013 07:21

Instrument ID: A2HP12 Calib Start Date: 08/28/2013 00:01

GC Column: CLP-2 ID: 0.53(mm) Calib End Date: 08/28/2013 07:41

Lab File ID: P1200023.D Conc. Units: ng/uL

ANALYTE	CURVE TYPE	AVE CF	CF	MIN CF	CALC AMOUNT	SPIKE AMOUNT	%D	MAX %D
PCB-1016 Peak 1	Ave	53746012	56660896		0.527	0.500	5.4	20.0
PCB-1016 Peak 2	Lin1		104622734		0.549	0.500	9.8	20.0
PCB-1016 Peak 3	Ave	216617726	222901758		0.515	0.500	2.9	20.0
PCB-1016 Peak 4	Ave	91463343	94446790		0.516	0.500	3.3	20.0
PCB-1016 Peak 5	Ave	77135227	72521322		0.470	0.500	-6.0	20.0
PCB-1260 Peak 1	Ave	147248233	136325320		0.463	0.500	-7.4	20.0
PCB-1260 Peak 2	Ave	168804938	158665310		0.470	0.500	-6.0	20.0
PCB-1260 Peak 3	Ave	262955381	226396262		0.430	0.500	-13.9	20.0
PCB-1260 Peak 4	Ave	325904214	316430256		0.485	0.500	-2.9	20.0
PCB-1260 Peak 5	Ave	236378888	221848170		0.469	0.500	-6.1	20.0
Tetrachloro-m-xylene	Ave	3359831172	3263124280		0.0243	0.0250	-2.9	20.0
Decachlorobiphenyl	Ave	3278702407	2363788000		0.0180	0.0250	-27.9*	20.0

FORM VII
PCBS CONTINUING CALIBRATION DATA

Lab Name: TestAmerica Canton Job No.: 240-28436-1

SDG No.:

Lab Sample ID: CCV 240-100738/34 Calibration Date: 09/10/2013 10:02

Instrument ID: A2HP12 Calib Start Date: 08/28/2013 00:01

GC Column: CLP-1 ID: 0.53(mm) Calib End Date: 08/28/2013 07:41

Lab File ID: P1200034.D Conc. Units: ng/uL

ANALYTE	CURVE TYPE	AVE CF	CF	MIN CF	CALC AMOUNT	SPIKE AMOUNT	%D	MAX %D
PCB-1016 Peak 1	Ave	16963199	16631898		0.490	0.500	-2.0	20.0
PCB-1016 Peak 2	Ave	31669681	31207082		0.493	0.500	-1.5	20.0
PCB-1016 Peak 3	Ave	67409346	67181512		0.498	0.500	-0.3	20.0
PCB-1016 Peak 4	Ave	28400439	29092984		0.512	0.500	2.4	20.0
PCB-1016 Peak 5	Ave	28876312	28413062		0.492	0.500	-1.6	20.0
PCB-1260 Peak 1	Ave	42970692	40533550		0.472	0.500	-5.7	20.0
PCB-1260 Peak 2	Ave	86807655	82871202		0.477	0.500	-4.5	20.0
PCB-1260 Peak 3	Ave	84236824	74813428		0.444	0.500	-11.2	20.0
PCB-1260 Peak 4	Ave	119514800	125730830		0.526	0.500	5.2	20.0
PCB-1260 Peak 5	Ave	53803134	51113436		0.475	0.500	-5.0	20.0
Tetrachloro-m-xylene	Ave	1037108833	996228600		0.0240	0.0250	-3.9	20.0
Decachlorobiphenyl	Ave	983512243	878782400		0.0223	0.0250	-10.6	20.0

FORM VII
PCBS CONTINUING CALIBRATION DATA

Lab Name: TestAmerica Canton Job No.: 240-28436-1

SDG No.:

Lab Sample ID: CCV 240-100738/34 Calibration Date: 09/10/2013 10:02

Instrument ID: A2HP12 Calib Start Date: 08/28/2013 00:01

GC Column: CLP-2 ID: 0.53(mm) Calib End Date: 08/28/2013 07:41

Lab File ID: P1200034.D Conc. Units: ng/uL

ANALYTE	CURVE TYPE	AVE CF	CF	MIN CF	CALC AMOUNT	SPIKE AMOUNT	%D	MAX %D
PCB-1016 Peak 1	Ave	53746012	52254542		0.486	0.500	-2.8	20.0
PCB-1016 Peak 2	Lin1		98060640		0.512	0.500	2.4	20.0
PCB-1016 Peak 3	Ave	216617726	216227872		0.499	0.500	-0.2	20.0
PCB-1016 Peak 4	Ave	91463343	87458560		0.478	0.500	-4.4	20.0
PCB-1016 Peak 5	Ave	77135227	67474934		0.437	0.500	-12.5	20.0
PCB-1260 Peak 1	Ave	147248233	134701240		0.457	0.500	-8.5	20.0
PCB-1260 Peak 2	Ave	168804938	153759298		0.455	0.500	-8.9	20.0
PCB-1260 Peak 3	Ave	262955381	215646150		0.410	0.500	-18.0	20.0
PCB-1260 Peak 4	Ave	325904214	304152652		0.467	0.500	-6.7	20.0
PCB-1260 Peak 5	Ave	236378888	214656990		0.454	0.500	-9.2	20.0
Tetrachloro-m-xylene	Ave	3359831172	3320049440		0.0247	0.0250	-1.2	20.0
Decachlorobiphenyl	Ave	3278702407	2466235080		0.0188	0.0250	-24.8*	20.0

FORM VII
PCBS CONTINUING CALIBRATION DATA

Lab Name: TestAmerica Canton Job No.: 240-28436-1

SDG No.:

Lab Sample ID: CCV 240-100738/38 Calibration Date: 09/10/2013 12:25

Instrument ID: A2HP12 Calib Start Date: 08/28/2013 00:01

GC Column: CLP-1 ID: 0.53(mm) Calib End Date: 08/28/2013 07:41

Lab File ID: P1200038.D Conc. Units: ng/uL

ANALYTE	CURVE TYPE	AVE CF	CF	MIN CF	CALC AMOUNT	SPIKE AMOUNT	%D	MAX %D
PCB-1016 Peak 1	Ave	16963199	16193324		0.477	0.500	-4.5	20.0
PCB-1016 Peak 2	Ave	31669681	29623376		0.468	0.500	-6.5	20.0
PCB-1016 Peak 3	Ave	67409346	62695086		0.465	0.500	-7.0	20.0
PCB-1016 Peak 4	Ave	28400439	26144650		0.460	0.500	-7.9	20.0
PCB-1016 Peak 5	Ave	28876312	27376022		0.474	0.500	-5.2	20.0
PCB-1260 Peak 1	Ave	42970692	38954924		0.453	0.500	-9.3	20.0
PCB-1260 Peak 2	Ave	86807655	79541970		0.458	0.500	-8.4	20.0
PCB-1260 Peak 3	Ave	84236824	71944436		0.427	0.500	-14.6	20.0
PCB-1260 Peak 4	Ave	119514800	118212574		0.495	0.500	-1.1	20.0
PCB-1260 Peak 5	Ave	53803134	47866198		0.445	0.500	-11.0	20.0
Tetrachloro-m-xylene	Ave	1037108833	980412280		0.0236	0.0250	-5.5	20.0
Decachlorobiphenyl	Ave	983512243	850543680		0.0216	0.0250	-13.5	20.0

FORM VII
PCBS CONTINUING CALIBRATION DATA

Lab Name: TestAmerica Canton Job No.: 240-28436-1

SDG No.:

Lab Sample ID: CCV 240-100738/38 Calibration Date: 09/10/2013 12:25

Instrument ID: A2HP12 Calib Start Date: 08/28/2013 00:01

GC Column: CLP-2 ID: 0.53(mm) Calib End Date: 08/28/2013 07:41

Lab File ID: P1200038.D Conc. Units: ng/uL

ANALYTE	CURVE TYPE	AVE CF	CF	MIN CF	CALC AMOUNT	SPIKE AMOUNT	%D	MAX %D
PCB-1016 Peak 1	Ave	53746012	56920588		0.530	0.500	5.9	20.0
PCB-1016 Peak 2	Lin1		109507150		0.577	0.500	15.3	20.0
PCB-1016 Peak 3	Ave	216617726	222269094		0.513	0.500	2.6	20.0
PCB-1016 Peak 4	Ave	91463343	93768534		0.513	0.500	2.5	20.0
PCB-1016 Peak 5	Ave	77135227	71434100		0.463	0.500	-7.4	20.0
PCB-1260 Peak 1	Ave	147248233	133488648		0.453	0.500	-9.3	20.0
PCB-1260 Peak 2	Ave	168804938	154683814		0.458	0.500	-8.4	20.0
PCB-1260 Peak 3	Ave	262955381	217957882		0.414	0.500	-17.1	20.0
PCB-1260 Peak 4	Ave	325904214	310482496		0.476	0.500	-4.7	20.0
PCB-1260 Peak 5	Ave	236378888	214408572		0.454	0.500	-9.3	20.0
Tetrachloro-m-xylene	Ave	3359831172	3274088480		0.0244	0.0250	-2.6	20.0
Decachlorobiphenyl	Ave	3278702407	2187966120		0.0167	0.0250	-33.3*	20.0

FORM IV
PCBS METHOD BLANK SUMMARY

Lab Name: TestAmerica Canton Job No.: 240-28436-1

SDG No.:

Lab Sample ID: MB 240-100427/22-A

Matrix: Solid Date Extracted: 09/06/2013 11:06

Lab File ID:(1) P1200022.D Lab File ID:(2) P1200022.D

Date Analyzed:(1) 09/10/2013 07:07 Date Analyzed:(2) 09/10/2013 07:07

Instrument ID:(1) A2HP12 Instrument ID:(2) A2HP12

GC Column:(1) CLP-2 ID: 0.53(mm) GC Column:(2) CLP-1 ID: 0.53(mm)

THIS METHOD BLANK APPLIES TO THE FOLLOWING SAMPLES:

CLIENT SAMPLE ID	LAB SAMPLE ID	DATE ANALYZED 1	DATE ANALYZED 2
DR-SB-205-06-08	240-28436-5	09/10/2013 04:40	09/10/2013 04:40
DR-SB-205-10-12	240-28436-6	09/10/2013 04:54	09/10/2013 04:54
DR-SB-206-08-10	240-28436-8	09/10/2013 05:24	09/10/2013 05:24
DR-SB-207-02-04	240-28436-9	09/10/2013 05:38	09/10/2013 05:38
DR-SB-207-10-12	240-28436-10	09/10/2013 05:53	09/10/2013 05:53
DR-SB-208-04-06	240-28436-11	09/10/2013 06:08	09/10/2013 06:08
DR-SB-208-08-10	240-28436-12	09/10/2013 06:23	09/10/2013 06:23
DR-SB-209-04-06	240-28436-13	09/10/2013 06:37	09/10/2013 06:37
DR-SB-209-08-10	240-28436-14	09/10/2013 06:52	09/10/2013 06:52
DR-SB-210-04-06	240-28436-15	09/10/2013 07:36	09/10/2013 07:36
DR-SB-210-12-13	240-28436-16	09/10/2013 07:51	09/10/2013 07:51
DR-SB-211-04-06	240-28436-17	09/10/2013 08:05	09/10/2013 08:05
DR-SB-211-08-10	240-28436-18	09/10/2013 08:20	09/10/2013 08:20
DR-SB-212-04-06	240-28436-19	09/10/2013 08:34	09/10/2013 08:34
DR-SB-212-11-13	240-28436-20	09/10/2013 08:49	09/10/2013 08:49
DR-SB-DUP01-0406	240-28436-22	09/10/2013 09:03	09/10/2013 09:03
DR-SB-DUP01-0406 MS	240-28436-22 MS	09/10/2013 09:18	09/10/2013 09:18
DR-SB-DUP01-0406 MSD	240-28436-22 MSD	09/10/2013 09:33	09/10/2013 09:33
	LCS 240-100427/23-A	09/10/2013 09:47	09/10/2013 09:47
DR-SB-204-02-04	240-28436-3	09/10/2013 11:42	09/10/2013 11:42
DR-SB-204-08-10	240-28436-4	09/10/2013 11:56	09/10/2013 11:56
DR-SB-206-04-06	240-28436-7	09/10/2013 12:10	09/10/2013 12:10

FORM I
PCBS ORGANICS ANALYSIS DATA SHEET

Lab Name: TestAmerica Canton | Job No.: 240-28436-1

SDG No.:

Client Sample ID: | Lab Sample ID: MB 240-100427/22-A

Matrix: Solid | Lab File ID: P1200022.D

Analysis Method: 8082A | Date Collected:

Extraction Method: 3540C | Date Extracted: 09/06/2013 11:06

Sample wt/vol: 30.0(g) | Date Analyzed: 09/10/2013 07:07

Con. Extract Vol.: 10(mL) | Dilution Factor: 1

Injection Volume: 1(uL) | GC Column: CLP-2 ID: 0.53(mm)

% Moisture: | GPC Cleanup:(Y/N) N

Analysis Batch No.: 100738 | Units: ug/Kg

CAS NO.	COMPOUND NAME	RESULT	Q	RL	MDL
12674-11-2	Aroclor-1016	33	U	33	21
11104-28-2	Aroclor-1221	33	U	33	16
11141-16-5	Aroclor-1232	33	U	33	14
53469-21-9	Aroclor-1242	33	U	33	13
12672-29-6	Aroclor-1248	33	U	33	17
11097-69-1	Aroclor-1254	33	U	33	17
11096-82-5	Aroclor-1260	33	U	33	17

CAS NO.	SURROGATE	%REC	Q	LIMITS
877-09-8	Tetrachloro-m-xylene	90		29-151
2051-24-3	Decachlorobiphenyl	60		14-163

FORM I
PCBS ORGANICS ANALYSIS DATA SHEET

Lab Name: TestAmerica Canton Job No.: 240-28436-1

SDG No.:

Client Sample ID: Lab Sample ID: MB 240-100427/22-A

Matrix: Solid Lab File ID: P1200022.D

Analysis Method: 8082A Date Collected:

Extraction Method: 3540C Date Extracted: 09/06/2013 11:06

Sample wt/vol: 30.0(g) Date Analyzed: 09/10/2013 07:07

Con. Extract Vol.: 10(mL) Dilution Factor: 1

Injection Volume: 1(uL) GC Column: CLP-1 ID: 0.53(mm)

% Moisture: GPC Cleanup:(Y/N) N

Analysis Batch No.: 100738 Units: ug/Kg

CAS NO.	SURROGATE	%REC	Q	LIMITS
877-09-8	Tetrachloro-m-xylene	74		29-151
2051-24-3	Decachlorobiphenyl	73		14-163

PCBS ANALYSIS RUN LOG

Lab Name: TestAmerica Canton Job No.: 240-28436-1

SDG No.:

Instrument ID: A2HP10 Start Date: 09/07/2013 08:15

Analysis Batch Number: 100488 End Date: 09/07/2013 20:38

LAB SAMPLE ID	CLIENT SAMPLE ID	DATE ANALYZED	DILUTION FACTOR	LAB FILE ID	COLUMN ID
STD005 240-100488/3 IC		09/07/2013 08:15	1	P1000003.D	CLP-1 0.53(mm)
STD005 240-100488/3 IC		09/07/2013 08:15	1	P1000003.D	CLP-2 0.53(mm)
STD01 240-100488/4 IC		09/07/2013 08:30	1	P1000004.D	CLP-1 0.53(mm)
STD01 240-100488/4 IC		09/07/2013 08:30	1	P1000004.D	CLP-2 0.53(mm)
STD02 240-100488/5 IC		09/07/2013 08:45	1	P1000005.D	CLP-1 0.53(mm)
STD02 240-100488/5 IC		09/07/2013 08:45	1	P1000005.D	CLP-2 0.53(mm)
STD05 240-100488/6 IC		09/07/2013 09:00	1	P1000006.D	CLP-1 0.53(mm)
STD05 240-100488/6 IC		09/07/2013 09:00	1	P1000006.D	CLP-2 0.53(mm)
STD1 240-100488/7 IC		09/07/2013 09:15	1	P1000007.D	CLP-1 0.53(mm)
STD1 240-100488/7 IC		09/07/2013 09:15	1	P1000007.D	CLP-2 0.53(mm)
STD2 240-100488/8 IC		09/07/2013 09:30	1	P1000008.D	CLP-1 0.53(mm)
STD2 240-100488/8 IC		09/07/2013 09:30	1	P1000008.D	CLP-2 0.53(mm)
STD005 240-100488/9 IC		09/07/2013 09:46	1	P1000009.D	CLP-1 0.53(mm)
STD005 240-100488/9 IC		09/07/2013 09:46	1	P1000009.D	CLP-2 0.53(mm)
STD01 240-100488/10 IC		09/07/2013 10:01	1	P1000010.D	CLP-1 0.53(mm)
STD01 240-100488/10 IC		09/07/2013 10:01	1	P1000010.D	CLP-2 0.53(mm)
STD02 240-100488/11 IC		09/07/2013 10:16	1	P1000011.D	CLP-1 0.53(mm)
STD02 240-100488/11 IC		09/07/2013 10:16	1	P1000011.D	CLP-2 0.53(mm)
STD05 240-100488/12 IC		09/07/2013 10:31	1	P1000012.D	CLP-1 0.53(mm)
STD05 240-100488/12 IC		09/07/2013 10:31	1	P1000012.D	CLP-2 0.53(mm)
STD1 240-100488/13 IC		09/07/2013 10:46	1	P1000013.D	CLP-1 0.53(mm)
STD1 240-100488/13 IC		09/07/2013 10:46	1	P1000013.D	CLP-2 0.53(mm)
STD2 240-100488/14 IC		09/07/2013 11:01	1	P1000014.D	CLP-1 0.53(mm)
STD2 240-100488/14 IC		09/07/2013 11:01	1	P1000014.D	CLP-2 0.53(mm)
STD005 240-100488/15 IC		09/07/2013 11:16	1	P1000015.D	CLP-1 0.53(mm)
STD005 240-100488/15 IC		09/07/2013 11:16	1	P1000015.D	CLP-2 0.53(mm)
STD01 240-100488/16 IC		09/07/2013 11:31	1	P1000016.D	CLP-1 0.53(mm)
STD01 240-100488/16 IC		09/07/2013 11:31	1	P1000016.D	CLP-2 0.53(mm)
STD02 240-100488/17 IC		09/07/2013 11:46	1	P1000017.D	CLP-1 0.53(mm)
STD02 240-100488/17 IC		09/07/2013 11:46	1	P1000017.D	CLP-2 0.53(mm)
STD05 240-100488/18 IC		09/07/2013 12:02	1	P1000018.D	CLP-1 0.53(mm)
STD05 240-100488/18 IC		09/07/2013 12:02	1	P1000018.D	CLP-2 0.53(mm)
STD1 240-100488/19 IC		09/07/2013 12:17	1	P1000019.D	CLP-1 0.53(mm)

PCBS ANALYSIS RUN LOG

Lab Name: TestAmerica Canton Job No.: 240-28436-1

SDG No.:

Instrument ID: A2HP10 Start Date: 09/07/2013 08:15

Analysis Batch Number: 100488 End Date: 09/07/2013 20:38

LAB SAMPLE ID	CLIENT SAMPLE ID	DATE ANALYZED	DILUTION FACTOR	LAB FILE ID	COLUMN ID
STD1 240-100488/19 IC		09/07/2013 12:17	1	P1000019.D	CLP-2 0.53(mm)
STD2 240-100488/20 IC		09/07/2013 12:32	1	P1000020.D	CLP-1 0.53(mm)
STD2 240-100488/20 IC		09/07/2013 12:32	1	P1000020.D	CLP-2 0.53(mm)
STD005 240-100488/21 IC		09/07/2013 12:47	1	P1000021.D	CLP-1 0.53(mm)
STD005 240-100488/21 IC		09/07/2013 12:47	1	P1000021.D	CLP-2 0.53(mm)
STD01 240-100488/22 IC		09/07/2013 13:02	1	P1000022.D	CLP-1 0.53(mm)
STD01 240-100488/22 IC		09/07/2013 13:02	1	P1000022.D	CLP-2 0.53(mm)
STD02 240-100488/23 IC		09/07/2013 13:17	1	P1000023.D	CLP-1 0.53(mm)
STD02 240-100488/23 IC		09/07/2013 13:17	1	P1000023.D	CLP-2 0.53(mm)
STD05 240-100488/24 IC		09/07/2013 13:33	1	P1000024.D	CLP-1 0.53(mm)
STD05 240-100488/24 IC		09/07/2013 13:33	1	P1000024.D	CLP-2 0.53(mm)
STD1 240-100488/25 IC		09/07/2013 13:48	1	P1000025.D	CLP-1 0.53(mm)
STD1 240-100488/25 IC		09/07/2013 13:48	1	P1000025.D	CLP-2 0.53(mm)
STD2 240-100488/26 IC		09/07/2013 14:03	1	P1000026.D	CLP-1 0.53(mm)
STD2 240-100488/26 IC		09/07/2013 14:03	1	P1000026.D	CLP-2 0.53(mm)
STD005 240-100488/27 IC		09/07/2013 14:18	1	P1000027.D	CLP-1 0.53(mm)
STD005 240-100488/27 IC		09/07/2013 14:18	1	P1000027.D	CLP-2 0.53(mm)
STD01 240-100488/28 IC		09/07/2013 14:34	1	P1000028.D	CLP-1 0.53(mm)
STD01 240-100488/28 IC		09/07/2013 14:34	1	P1000028.D	CLP-2 0.53(mm)
STD02 240-100488/29 IC		09/07/2013 14:49	1	P1000029.D	CLP-1 0.53(mm)
STD02 240-100488/29 IC		09/07/2013 14:49	1	P1000029.D	CLP-2 0.53(mm)
STD05 240-100488/30 ICRT		09/07/2013 15:04	1	P1000030.D	CLP-1 0.53(mm)
STD05 240-100488/30 ICRT		09/07/2013 15:04	1	P1000030.D	CLP-2 0.53(mm)
STD1 240-100488/31 IC		09/07/2013 15:19	1	P1000031.D	CLP-1 0.53(mm)
STD1 240-100488/31 IC		09/07/2013 15:19	1	P1000031.D	CLP-2 0.53(mm)
STD2 240-100488/32 IC		09/07/2013 15:34	1	P1000032.D	CLP-1 0.53(mm)
STD2 240-100488/32 IC		09/07/2013 15:34	1	P1000032.D	CLP-2 0.53(mm)
STD005 240-100488/33 IC		09/07/2013 15:50	1		CLP-1 0.53(mm)
STD005 240-100488/33 IC		09/07/2013 15:50	1		CLP-2 0.53(mm)
STD01 240-100488/34 IC		09/07/2013 16:05	1		CLP-1 0.53(mm)
STD01 240-100488/34 IC		09/07/2013 16:05	1		CLP-2 0.53(mm)

PCBS ANALYSIS RUN LOG

Lab Name: TestAmerica Canton Job No.: 240-28436-1

SDG No.:

Instrument ID: A2HP10 Start Date: 09/07/2013 08:15

Analysis Batch Number: 100488 End Date: 09/07/2013 20:38

LAB SAMPLE ID	CLIENT SAMPLE ID	DATE ANALYZED	DILUTION FACTOR	LAB FILE ID	COLUMN ID
STD02 240-100488/35 IC		09/07/2013 16:20	1		CLP-1 0.53(mm)
STD02 240-100488/35 IC		09/07/2013 16:20	1		CLP-2 0.53(mm)
STD05 240-100488/36 IC		09/07/2013 16:35	1		CLP-1 0.53(mm)
STD05 240-100488/36 IC		09/07/2013 16:35	1		CLP-2 0.53(mm)
STD1 240-100488/37 IC		09/07/2013 16:50	1		CLP-1 0.53(mm)
STD1 240-100488/37 IC		09/07/2013 16:50	1		CLP-2 0.53(mm)
STD2 240-100488/38 IC		09/07/2013 17:06	1		CLP-1 0.53(mm)
STD2 240-100488/38 IC		09/07/2013 17:06	1		CLP-2 0.53(mm)
STD005 240-100488/39 IC		09/07/2013 17:21	1		CLP-1 0.53(mm)
STD005 240-100488/39 IC		09/07/2013 17:21	1		CLP-2 0.53(mm)
STD01 240-100488/40 IC		09/07/2013 17:36	1		CLP-1 0.53(mm)
STD01 240-100488/40 IC		09/07/2013 17:36	1		CLP-2 0.53(mm)
STD02 240-100488/41 IC		09/07/2013 17:51	1		CLP-1 0.53(mm)
STD02 240-100488/41 IC		09/07/2013 17:51	1		CLP-2 0.53(mm)
STD05 240-100488/42 IC		09/07/2013 18:06	1		CLP-1 0.53(mm)
STD05 240-100488/42 IC		09/07/2013 18:06	1		CLP-2 0.53(mm)
STD1 240-100488/43 IC		09/07/2013 18:22	1		CLP-1 0.53(mm)
STD1 240-100488/43 IC		09/07/2013 18:22	1		CLP-2 0.53(mm)
STD2 240-100488/44 IC		09/07/2013 18:37	1		CLP-1 0.53(mm)
STD2 240-100488/44 IC		09/07/2013 18:37	1		CLP-2 0.53(mm)
ICV 240-100488/45		09/07/2013 18:52	1	P1000045.D	CLP-1 0.53(mm)
ICV 240-100488/45		09/07/2013 18:52	1	P1000045.D	CLP-2 0.53(mm)
ICV 240-100488/46		09/07/2013 19:07	1	P1000046.D	CLP-1 0.53(mm)
ICV 240-100488/46		09/07/2013 19:07	1	P1000046.D	CLP-2 0.53(mm)
ICV 240-100488/47		09/07/2013 19:22	1	P1000047.D	CLP-1 0.53(mm)
ICV 240-100488/47		09/07/2013 19:22	1	P1000047.D	CLP-2 0.53(mm)
ICV 240-100488/48		09/07/2013 19:38	1	P1000048.D	CLP-1 0.53(mm)
ICV 240-100488/48		09/07/2013 19:38	1	P1000048.D	CLP-2 0.53(mm)
ICV 240-100488/49		09/07/2013 19:53	1	P1000049.D	CLP-1 0.53(mm)
ICV 240-100488/49		09/07/2013 19:53	1	P1000049.D	CLP-2 0.53(mm)
ICV 240-100488/50		09/07/2013 20:08	1	P1000050.D	CLP-1 0.53(mm)
ICV 240-100488/50		09/07/2013 20:08	1	P1000050.D	CLP-2 0.53(mm)
ICV 240-100488/51		09/07/2013 20:23	1		CLP-1 0.53(mm)
ICV 240-100488/51		09/07/2013 20:23	1		CLP-2 0.53(mm)
ICV 240-100488/52		09/07/2013 20:38	1		CLP-1 0.53(mm)
ICV 240-100488/52		09/07/2013 20:38	1		CLP-2 0.53(mm)

PCBS ANALYSIS RUN LOG

Lab Name: TestAmerica Canton Job No.: 240-28436-1

SDG No.:

Instrument ID: A2HP10 Start Date: 09/10/2013 01:35

Analysis Batch Number: 100736 End Date: 09/10/2013 13:23

LAB SAMPLE ID	CLIENT SAMPLE ID	DATE ANALYZED	DILUTION FACTOR	LAB FILE ID	COLUMN ID
CCV 240-100736/3 CCVRT		09/10/2013 01:35	1	P1000003.D	CLP-1 0.53(mm)
CCV 240-100736/3 CCVRT		09/10/2013 01:35	1	P1000003.D	CLP-2 0.53(mm)
ZZZZZ		09/10/2013 03:54	20		CLP-1 0.53(mm)
ZZZZZ		09/10/2013 03:54	20		CLP-2 0.53(mm)
ZZZZZ		09/10/2013 04:09	20		CLP-1 0.53(mm)
ZZZZZ		09/10/2013 04:09	20		CLP-2 0.53(mm)
ZZZZZ		09/10/2013 04:25	10		CLP-1 0.53(mm)
ZZZZZ		09/10/2013 04:25	10		CLP-2 0.53(mm)
ZZZZZ		09/10/2013 04:40	1		CLP-1 0.53(mm)
ZZZZZ		09/10/2013 04:40	1		CLP-2 0.53(mm)
ZZZZZ		09/10/2013 04:55	50		CLP-1 0.53(mm)
ZZZZZ		09/10/2013 04:55	50		CLP-2 0.53(mm)
ZZZZZ		09/10/2013 05:10	1		CLP-1 0.53(mm)
ZZZZZ		09/10/2013 05:10	1		CLP-2 0.53(mm)
ZZZZZ		09/10/2013 05:26	100		CLP-1 0.53(mm)
ZZZZZ		09/10/2013 05:26	100		CLP-2 0.53(mm)
MB 240-100407/23-A		09/10/2013 05:41	1	P1000019.D	CLP-1 0.53(mm)
MB 240-100407/23-A		09/10/2013 05:41	1	P1000019.D	CLP-2 0.53(mm)
CCV 240-100736/20		09/10/2013 05:56	1	P1000020.D	CLP-1 0.53(mm)
CCV 240-100736/20		09/10/2013 05:56	1	P1000020.D	CLP-2 0.53(mm)
ZZZZZ		09/10/2013 06:42	500		CLP-1 0.53(mm)
ZZZZZ		09/10/2013 06:42	500		CLP-2 0.53(mm)
ZZZZZ		09/10/2013 06:57	10		CLP-1 0.53(mm)
ZZZZZ		09/10/2013 06:57	10		CLP-2 0.53(mm)
ZZZZZ		09/10/2013 07:12	10		CLP-1 0.53(mm)
ZZZZZ		09/10/2013 07:12	10		CLP-2 0.53(mm)
ZZZZZ		09/10/2013 07:28	1		CLP-1 0.53(mm)
ZZZZZ		09/10/2013 07:28	1		CLP-2 0.53(mm)
ZZZZZ		09/10/2013 07:43	1		CLP-1 0.53(mm)
ZZZZZ		09/10/2013 07:43	1		CLP-2 0.53(mm)
ZZZZZ		09/10/2013 07:58	1		CLP-1 0.53(mm)
ZZZZZ		09/10/2013 07:58	1		CLP-2 0.53(mm)
ZZZZZ		09/10/2013 08:13	1		CLP-1 0.53(mm)
ZZZZZ		09/10/2013 08:13	1		CLP-2 0.53(mm)
LCS 240-100407/24-A		09/10/2013 08:29	1	P1000030.D	CLP-1 0.53(mm)
LCS 240-100407/24-A		09/10/2013 08:29	1	P1000030.D	CLP-2 0.53(mm)
CCV 240-100736/31		09/10/2013 08:44	1	P1000031.D	CLP-1 0.53(mm)
CCV 240-100736/31		09/10/2013 08:44	1	P1000031.D	CLP-2 0.53(mm)
ZZZZZ		09/10/2013 08:59	1		CLP-1 0.53(mm)
ZZZZZ		09/10/2013 08:59	1		CLP-2 0.53(mm)
ZZZZZ		09/10/2013 09:14	1		CLP-1 0.53(mm)
ZZZZZ		09/10/2013 09:14	1		CLP-2 0.53(mm)
CCV 240-100736/36		09/10/2013 10:00	1		CLP-1 0.53(mm)
CCV 240-100736/36		09/10/2013 10:00	1		CLP-2 0.53(mm)

8082A

PCBS ANALYSIS RUN LOG

Lab Name: TestAmerica Canton Job No.: 240-28436-1

SDG No.:

Instrument ID: A2HP10 Start Date: 09/10/2013 01:35

Analysis Batch Number: 100736 End Date: 09/10/2013 13:23

LAB SAMPLE ID	CLIENT SAMPLE ID	DATE ANALYZED	DILUTION FACTOR	LAB FILE ID	COLUMN ID
ZZZZZ		09/10/2013 11:05	5		CLP-1 0.53(mm)
ZZZZZ		09/10/2013 11:05	5		CLP-2 0.53(mm)
ZZZZZ		09/10/2013 11:36	1		CLP-1 0.53(mm)
ZZZZZ		09/10/2013 11:36	1		CLP-2 0.53(mm)
ZZZZZ		09/10/2013 11:51	100		CLP-1 0.53(mm)
ZZZZZ		09/10/2013 11:51	100		CLP-2 0.53(mm)
ZZZZZ		09/10/2013 12:06	1		CLP-1 0.53(mm)
ZZZZZ		09/10/2013 12:06	1		CLP-2 0.53(mm)
ZZZZZ		09/10/2013 12:22	1		CLP-1 0.53(mm)
ZZZZZ		09/10/2013 12:22	1		CLP-2 0.53(mm)
ZZZZZ		09/10/2013 12:37	1		CLP-1 0.53(mm)
ZZZZZ		09/10/2013 12:37	1		CLP-2 0.53(mm)
CCV 240-100736/47		09/10/2013 13:23	1		CLP-1 0.53(mm)
CCV 240-100736/47		09/10/2013 13:23	1		CLP-2 0.53(mm)

PCBS ANALYSIS RUN LOG

Lab Name: TestAmerica Canton Job No.: 240-28436-1

SDG No.:

Instrument ID: A2HP10 Start Date: 09/10/2013 17:17

Analysis Batch Number: 100869 End Date: 09/10/2013 19:35

LAB SAMPLE ID	CLIENT SAMPLE ID	DATE ANALYZED	DILUTION FACTOR	LAB FILE ID	COLUMN ID
CCV 240-100869/3 CCVRT		09/10/2013 17:17	1	P1000003.D	CLP-1 0.53(mm)
CCV 240-100869/3 CCVRT		09/10/2013 17:17	1	P1000003.D	CLP-2 0.53(mm)
ZZZZZ		09/10/2013 17:32	5		CLP-1 0.53(mm)
ZZZZZ		09/10/2013 17:32	5		CLP-2 0.53(mm)
ZZZZZ		09/10/2013 18:03	100		CLP-1 0.53(mm)
ZZZZZ		09/10/2013 18:03	100		CLP-2 0.53(mm)
ZZZZZ		09/10/2013 18:18	100		CLP-1 0.53(mm)
ZZZZZ		09/10/2013 18:18	100		CLP-2 0.53(mm)
ZZZZZ		09/10/2013 18:33	1		CLP-1 0.53(mm)
ZZZZZ		09/10/2013 18:33	1		CLP-2 0.53(mm)
240-28436-1	DR-SB-202-02-04	09/10/2013 18:49	1	P1000009.D	CLP-1 0.53(mm)
240-28436-1	DR-SB-202-02-04	09/10/2013 18:49	1	P1000009.D	CLP-2 0.53(mm)
240-28436-2	DR-SB-202-06-08	09/10/2013 19:04	1	P1000010.D	CLP-1 0.53(mm)
240-28436-2	DR-SB-202-06-08	09/10/2013 19:04	1	P1000010.D	CLP-2 0.53(mm)
CCV 240-100869/12		09/10/2013 19:35	1	P1000012.D	CLP-1 0.53(mm)
CCV 240-100869/12		09/10/2013 19:35	1	P1000012.D	CLP-2 0.53(mm)

FORM VI
PCBS INITIAL CALIBRATION DATA
EXTERNAL STANDARD CURVE EVALUATION

Lab Name: TestAmerica Canton Job No.: 240-28436-1 Analy Batch No.: 100488

SDG No.:

Instrument ID: A2HP10 GC Column: CLP-1 ID: 0.53(mm) Heated Purge: (Y/N) N

Calibration Start Date: 09/07/2013 08:15 Calibration End Date: 09/07/2013 09:30 Calibration ID: 17342

Calibration Files:

LEVEL:	LAB SAMPLE ID:	LAB FILE ID:
Level 1	STD005 240-100488/3	P1000003.D
Level 2	STD01 240-100488/4	P1000004.D
Level 3	STD02 240-100488/5	P1000005.D
Level 4	STD05 240-100488/6	P1000006.D
Level 5	STD1 240-100488/7	P1000007.D
Level 6	STD2 240-100488/8	P1000008.D

ANALYTE	CF				CURVE TYPE	COEFFICIENT			#	MIN CF	%RSD	#	MAX %RSD	R^2 OR COD	#	MIN R^2 OR COD
	LVL 1 LVL 5	LVL 2 LVL 6	LVL 3	LVL 4		B	M1	M2								
PCB-1232 Peak 1	26039040 19805329	24513440 18303192	23911500	22696118	Ave		22544769.8				13.0		20.0			
PCB-1232 Peak 2	21713760 14231156	19332920 12718818	17944795	16825702	Ave		17127858.5				19.0		20.0			
PCB-1232 Peak 3	36688940 28968940	33231660 24239586	36012905	31584014	Ave		31787674.2				15.0		20.0			
PCB-1232 Peak 4	13824240 12669839	13367900 10137771	14703050	12350978	Ave		12842296.3				12.0		20.0			
PCB-1232 Peak 5	15721820 11585569	14741290 11353831	13719705	13086620	Ave		13368139.2				13.0		20.0			

Note: The m1 coefficient is the same as Ave CF for an Ave curve type.

FORM VI
PCBS INITIAL CALIBRATION DATA
EXTERNAL STANDARD CURVE EVALUATION

Lab Name: TestAmerica Canton Job No.: 240-28436-1 Analy Batch No.: 100488

SDG No.:

Instrument ID: A2HP10 GC Column: CLP-2 ID: 0.53(mm) Heated Purge: (Y/N) N

Calibration Start Date: 09/07/2013 08:15 Calibration End Date: 09/07/2013 09:30 Calibration ID: 17343

Calibration Files:

LEVEL:	LAB SAMPLE ID:	LAB FILE ID:
Level 1	STD005 240-100488/3	P1000003.D
Level 2	STD01 240-100488/4	P1000004.D
Level 3	STD02 240-100488/5	P1000005.D
Level 4	STD05 240-100488/6	P1000006.D
Level 5	STD1 240-100488/7	P1000007.D
Level 6	STD2 240-100488/8	P1000008.D

ANALYTE	CF				CURVE TYPE	COEFFICIENT			#	MIN CF	%RSD	#	MAX %RSD	R^2 OR COD	#	MIN R^2 OR COD
	LVL 1 LVL 5	LVL 2 LVL 6	LVL 3	LVL 4		B	M1	M2								
PCB-1232 Peak 1	24212000 15942710	19814490 14651601	19046580	18197620	Ave		18644166.8				18.0		20.0			
PCB-1232 Peak 2	18400100 12842632	14033890 11915329	14924970	14396492	Ave		14418902.2				16.0		20.0			
PCB-1232 Peak 3	32908740 25450821	29530230 24343345	29249625	28106440	Ave		28264866.9				11.0		20.0			
PCB-1232 Peak 4	16629600 11185508	13951460 10590975	13614965	12501928	Ave		13079072.7				17.0		20.0			
PCB-1232 Peak 5	14053740 8757062	11353370 8627806	10243670	9789776	Ave		10470904.0				19.0		20.0			

Note: The m1 coefficient is the same as Ave CF for an Ave curve type.

FORM VI
PCBS INITIAL CALIBRATION DATA
EXTERNAL STANDARD CURVE EVALUATION

Lab Name: TestAmerica Canton Job No.: 240-28436-1 Analy Batch No.: 100488

SDG No.:

Instrument ID: A2HP10 GC Column: CLP-1 ID: 0.53(mm) Heated Purge: (Y/N) N

Calibration Start Date: 09/07/2013 09:46 Calibration End Date: 09/07/2013 11:01 Calibration ID: 17348

Calibration Files:

LEVEL:	LAB SAMPLE ID:	LAB FILE ID:
Level 1	STD005 240-100488/9	P1000009.D
Level 2	STD01 240-100488/10	P1000010.D
Level 3	STD02 240-100488/11	P1000011.D
Level 4	STD05 240-100488/12	P1000012.D
Level 5	STD1 240-100488/13	P1000013.D
Level 6	STD2 240-100488/14	P1000014.D

ANALYTE	CF				CURVE TYPE	COEFFICIENT			#	MIN CF	%RSD	#	MAX %RSD	R^2 OR COD	#	MIN R^2 OR COD
	LVL 1 LVL 5	LVL 2 LVL 6	LVL 3	LVL 4		B	M1	M2								
PCB-1242 Peak 1	19764220 13018145	17654930 13279561	16328870	15723804	Ave		15961588.3				16.0		20.0			
PCB-1242 Peak 2	37514120 24160209	32720680 24040104	30562320	29049232	Ave		29674444.1				17.0		20.0			
PCB-1242 Peak 3	66098760 49335575	63246340 49947172	57538810	56787730	Ave		57159064.4				12.0		20.0			
PCB-1242 Peak 4	29585800 22243780	24376180 22611152	21834875	24886028	Ave		24256302.4				12.0		20.0			
PCB-1242 Peak 5	32409720 23049880	29691270 23089465	27154855	25410682	Ave		26800978.7				14.0		20.0			

Note: The ml coefficient is the same as Ave CF for an Ave curve type.

FORM VI
PCBS INITIAL CALIBRATION DATA
EXTERNAL STANDARD CURVE EVALUATION

Lab Name: TestAmerica Canton Job No.: 240-28436-1 Analy Batch No.: 100488

SDG No.:

Instrument ID: A2HP10 GC Column: CLP-2 ID: 0.53(mm) Heated Purge: (Y/N) N

Calibration Start Date: 09/07/2013 09:46 Calibration End Date: 09/07/2013 11:01 Calibration ID: 17349

Calibration Files:

LEVEL:	LAB SAMPLE ID:	LAB FILE ID:
Level 1	STD005 240-100488/9	P1000009.D
Level 2	STD01 240-100488/10	P1000010.D
Level 3	STD02 240-100488/11	P1000011.D
Level 4	STD05 240-100488/12	P1000012.D
Level 5	STD1 240-100488/13	P1000013.D
Level 6	STD2 240-100488/14	P1000014.D

ANALYTE	CF				CURVE TYPE	COEFFICIENT			#	MIN CF	%RSD	#	MAX %RSD	R^2 OR COD	#	MIN R^2 OR COD
	LVL 1 LVL 5	LVL 2 LVL 6	LVL 3	LVL 4		B	M1	M2								
PCB-1242 Peak 1	16282580 10775634	15245180 10592236	13906900	12635368	Ave		13239649.6				18.0		20.0			
PCB-1242 Peak 2	31827480 21630104	28758820 21163663	26913150	25588052	Ave		25980211.5				16.0		20.0			
PCB-1242 Peak 3	60819940 44127213	54893680 44607859	52957870	50448320	Ave		51309146.9				12.0		20.0			
PCB-1242 Peak 4	28181040 19028094	23450410 18679418	23382260	21634046	Ave		22392544.6				16.0		20.0			
PCB-1242 Peak 5	26774040 15047778	22541700 14711320	19475545	17127740	Lin1	732699.127	14578201.1							0.9980		0.9900

Note: The m1 coefficient is the same as Ave CF for an Ave curve type.

FORM VI
PCBS INITIAL CALIBRATION DATA
EXTERNAL STANDARD CURVE EVALUATION

Lab Name: TestAmerica Canton Job No.: 240-28436-1 Analy Batch No.: 100488

SDG No.:

Instrument ID: A2HP10 GC Column: CLP-1 ID: 0.53(mm) Heated Purge: (Y/N) N

Calibration Start Date: 09/07/2013 11:16 Calibration End Date: 09/07/2013 12:32 Calibration ID: 17354

Calibration Files:

LEVEL:	LAB SAMPLE ID:	LAB FILE ID:
Level 1	STD005 240-100488/15	P1000015.D
Level 2	STD01 240-100488/16	P1000016.D
Level 3	STD02 240-100488/17	P1000017.D
Level 4	STD05 240-100488/18	P1000018.D
Level 5	STD1 240-100488/19	P1000019.D
Level 6	STD2 240-100488/20	P1000020.D

ANALYTE	CF				CURVE TYPE	COEFFICIENT			#	MIN CF	%RSD	#	MAX %RSD	R^2 OR COD	#	MIN R^2 OR COD
	LVL 1 LVL 5	LVL 2 LVL 6	LVL 3	LVL 4		B	M1	M2								
PCB-1248 Peak 1	17212860 12632622	16688670 11815422	14953170	13672518	Ave		14495877.0				15.0		20.0			
PCB-1248 Peak 2	36275600 32990090	37470490 31255274	34573780	38428502	Ave		35165622.8				7.8		20.0			
PCB-1248 Peak 3	47991160 35500843	42687340 34483348	41279270	42391020	Ave		40722163.4				12.0		20.0			
PCB-1248 Peak 4	23617700 20421220	19594230 19685939	22110110	21971986	Ave		21233530.8				7.5		20.0			
PCB-1248 Peak 5	21968040 17891470	21570070 18681028	21266555	20603548	Ave		20330118.5				8.2		20.0			

Note: The m1 coefficient is the same as Ave CF for an Ave curve type.

FORM VI
PCBS INITIAL CALIBRATION DATA
EXTERNAL STANDARD CURVE EVALUATION

Lab Name: TestAmerica Canton Job No.: 240-28436-1 Analy Batch No.: 100488

SDG No.:

Instrument ID: A2HP10 GC Column: CLP-2 ID: 0.53(mm) Heated Purge: (Y/N) N

Calibration Start Date: 09/07/2013 11:16 Calibration End Date: 09/07/2013 12:32 Calibration ID: 17355

Calibration Files:

LEVEL:	LAB SAMPLE ID:	LAB FILE ID:
Level 1	STD005 240-100488/15	P1000015.D
Level 2	STD01 240-100488/16	P1000016.D
Level 3	STD02 240-100488/17	P1000017.D
Level 4	STD05 240-100488/18	P1000018.D
Level 5	STD1 240-100488/19	P1000019.D
Level 6	STD2 240-100488/20	P1000020.D

ANALYTE	CF				CURVE TYPE	COEFFICIENT			#	MIN CF	%RSD	#	MAX %RSD	R^2 OR COD	#	MIN R^2 OR COD
	LVL 1 LVL 5	LVL 2 LVL 6	LVL 3	LVL 4		B	M1	M2								
PCB-1248 Peak 1	16842780 10717062	15525330 10131593	13670985	11701002	Lin1	452742.181	10193029.6							0.9970		0.9900
PCB-1248 Peak 2	38517240 28573357	37334780 28615981	34096015	30923740	Ave		33010185.4				13.0		20.0			
PCB-1248 Peak 3	36410460 27532598	35128620 27245851	33643555	28761510	Ave		31453765.6				13.0		20.0			
PCB-1248 Peak 4	33885580 26816984	33812860 26206031	31891335	28733908	Ave		30224449.7				11.0		20.0			
PCB-1248 Peak 5	22875840 16973915	22261860 16935186	21128875	18106662	Ave		19713723.0				14.0		20.0			

Note: The m1 coefficient is the same as Ave CF for an Ave curve type.

FORM VI
PCBS INITIAL CALIBRATION DATA
EXTERNAL STANDARD CURVE EVALUATION

Lab Name: TestAmerica Canton Job No.: 240-28436-1 Analy Batch No.: 100488

SDG No.:

Instrument ID: A2HP10 GC Column: CLP-1 ID: 0.53(mm) Heated Purge: (Y/N) N

Calibration Start Date: 09/07/2013 12:47 Calibration End Date: 09/07/2013 14:03 Calibration ID: 17318

Calibration Files:

LEVEL:	LAB SAMPLE ID:	LAB FILE ID:
Level 1	STD005 240-100488/21	P1000021.D
Level 2	STD01 240-100488/22	P1000022.D
Level 3	STD02 240-100488/23	P1000023.D
Level 4	STD05 240-100488/24	P1000024.D
Level 5	STD1 240-100488/25	P1000025.D
Level 6	STD2 240-100488/26	P1000026.D

ANALYTE	CF				CURVE TYPE	COEFFICIENT			#	MIN CF	%RSD	#	MAX %RSD	R^2 OR COD	#	MIN R^2 OR COD
	LVL 1 LVL 5	LVL 2 LVL 6	LVL 3	LVL 4		B	M1	M2								
PCB-1221 Peak 1	14284240 9111735	12690910 9012891	11217185	9978126	Ave		11049181.1				19.0		20.0			
PCB-1221 Peak 2	7473660 4711185	6680670 4837707	5945855	5363752	Ave		5835471.50				19.0		20.0			
PCB-1221 Peak 3	31788360 22171762	30832980 21217772	27804305	25217490	Ave		26505444.8				17.0		20.0			
PCB-1254 Peak 1	37328820 26828647	37301130 26982968	33850925	31158280	Ave		32241795.0				15.0		20.0			
PCB-1254 Peak 2	72836560 56805745	70367700 58961940	68017240	64092740	Ave		65180320.8				9.8		20.0			
PCB-1254 Peak 3	46790780 40160039	44278890 42497651	44533230	42563270	Ave		43470643.3				5.2		20.0			
PCB-1254 Peak 4	43992680 35344225	41958250 36717663	41348140	39403828	Ave		39794130.9				8.3		20.0			
PCB-1254 Peak 5	66687860 53459817	65129060 54732214	61867920	59164776	Ave		60173607.8				9.0		20.0			

Note: The m1 coefficient is the same as Ave CF for an Ave curve type.

FORM VI
PCBS INITIAL CALIBRATION DATA
EXTERNAL STANDARD CURVE EVALUATION

Lab Name: TestAmerica Canton Job No.: 240-28436-1 Analy Batch No.: 100488

SDG No.:

Instrument ID: A2HP10 GC Column: CLP-2 ID: 0.53(mm) Heated Purge: (Y/N) N

Calibration Start Date: 09/07/2013 12:47 Calibration End Date: 09/07/2013 14:03 Calibration ID: 17319

Calibration Files:

LEVEL:	LAB SAMPLE ID:	LAB FILE ID:
Level 1	STD005 240-100488/21	P1000021.D
Level 2	STD01 240-100488/22	P1000022.D
Level 3	STD02 240-100488/23	P1000023.D
Level 4	STD05 240-100488/24	P1000024.D
Level 5	STD1 240-100488/25	P1000025.D
Level 6	STD2 240-100488/26	P1000026.D

ANALYTE	CF				CURVE TYPE	COEFFICIENT			#	MIN CF	%RSD	#	MAX %RSD	R^2 OR COD	#	MIN R^2 OR COD
	LVL 1 LVL 5	LVL 2 LVL 6	LVL 3	LVL 4		B	M1	M2								
PCB-1221 Peak 1	12599340 7695317	10862030 7641215	10008950	8546034	Lin1	311840.242	7557839.36							0.9980		0.9900
PCB-1221 Peak 2	7958240 5161120	7685610 4928971	6764455	5648454	Ave		6357808.25				20.0		20.0			
PCB-1221 Peak 3	28911560 18158460	25463410 17515414	22829960	20188164	Ave		22177828.0				20.0		20.0			
PCB-1254 Peak 1	38615500 27663745	37034690 27636501	33721265	30470792	Ave		32523748.8				14.0		20.0			
PCB-1254 Peak 2	43355260 31707771	42193240 31752485	38199830	34323046	Ave		36921938.7				14.0		20.0			
PCB-1254 Peak 3	69676200 51007612	65349200 52174985	60984480	54926218	Ave		59019782.5				13.0		20.0			
PCB-1254 Peak 4	52640560 39998476	50469890 40856767	46772620	42461190	Ave		45533250.5				12.0		20.0			
PCB-1254 Peak 5	62506980 48286861	61516870 48909706	57117975	51202896	Ave		54923548.0				12.0		20.0			

Note: The m1 coefficient is the same as Ave CF for an Ave curve type.

FORM VI
PCBS INITIAL CALIBRATION DATA
EXTERNAL STANDARD CURVE EVALUATION

Lab Name: TestAmerica Canton Job No.: 240-28436-1 Analy Batch No.: 100488

SDG No.:

Instrument ID: A2HP10 GC Column: CLP-1 ID: 0.53(mm) Heated Purge: (Y/N) N

Calibration Start Date: 09/07/2013 14:18 Calibration End Date: 09/07/2013 15:34 Calibration ID: 17324

Calibration Files:

LEVEL:	LAB SAMPLE ID:	LAB FILE ID:
Level 1	STD005 240-100488/27	P1000027.D
Level 2	STD01 240-100488/28	P1000028.D
Level 3	STD02 240-100488/29	P1000029.D
Level 4	STD05 240-100488/30	P1000030.D
Level 5	STD1 240-100488/31	P1000031.D
Level 6	STD2 240-100488/32	P1000032.D

ANALYTE	CF				CURVE TYPE	COEFFICIENT			#	MIN CF	%RSD	#	MAX %RSD	R^2 OR COD	#	MIN R^2 OR COD
	LVL 1 LVL 5	LVL 2 LVL 6	LVL 3	LVL 4		B	M1	M2								
PCB-1016 Peak 1	21385700 16802899	20794510 15484820	20111530	18943782	Ave		18920540.2				12.0		20.0			
PCB-1016 Peak 2	40588180 30363180	38253280 28258776	37014580	33277594	Ave		34625931.6				14.0		20.0			
PCB-1016 Peak 3	80978940 67142334	79579040 59592946	72559910	67169096	Ave		71170377.6				12.0		20.0			
PCB-1016 Peak 4	33667800 28374173	33798330 26449685	27413790	29874800	Ave		29929763.0				11.0		20.0			
PCB-1016 Peak 5	35193000 29189671	33994900 26735489	32452655	29195408	Ave		31126853.8				10.0		20.0			
PCB-1260 Peak 1	49397600 40252946	50016270 39196106	47425555	44821268	Ave		45184957.4				10.0		20.0			
PCB-1260 Peak 2	88425780 72185606	88244860 70500621	86241475	79277360	Ave		80812616.9				10.0		20.0			
PCB-1260 Peak 3	79476160 68860670	80324630 67832320	80958680	75149460	Ave		75433653.3				7.8		20.0			
PCB-1260 Peak 4	117670120 99853853	116372850 99215872	115951535	108599068	Ave		109610550				7.7		20.0			
PCB-1260 Peak 5	53040640 44905531	50568490 44253891	50963920	48307562	Ave		48673339.0				7.2		20.0			
Tetrachloro-m-xylene	1167322400 974696040	1133825200 941441540	1173416100	1072528480	Ave		1077204960				9.2		20.0			
Decachlorobiphenyl	1196368000 911526720	1112686400 877443510	1086590000	1014587160	Ave		1033200298				12.0		20.0			

Note: The m1 coefficient is the same as Ave CF for an Ave curve type.

FORM VI
PCBS INITIAL CALIBRATION DATA
EXTERNAL STANDARD CURVE EVALUATION

Lab Name: TestAmerica Canton Job No.: 240-28436-1 Analy Batch No.: 100488

SDG No.:

Instrument ID: A2HP10 GC Column: CLP-2 ID: 0.53(mm) Heated Purge: (Y/N) N

Calibration Start Date: 09/07/2013 14:18 Calibration End Date: 09/07/2013 15:34 Calibration ID: 17325

Calibration Files:

LEVEL:	LAB SAMPLE ID:	LAB FILE ID:
Level 1	STD005 240-100488/27	P1000027.D
Level 2	STD01 240-100488/28	P1000028.D
Level 3	STD02 240-100488/29	P1000029.D
Level 4	STD05 240-100488/30	P1000030.D
Level 5	STD1 240-100488/31	P1000031.D
Level 6	STD2 240-100488/32	P1000032.D

ANALYTE	CF				CURVE TYPE	COEFFICIENT			#	MIN CF	%RSD	#	MAX %RSD	R^2 OR COD	#	MIN R^2 OR COD
	LVL 1 LVL 5	LVL 2 LVL 6	LVL 3	LVL 4		B	M1	M2								
PCB-1016 Peak 1	19150720 13049793	17159250 12273569	16516075	14621006	Ave		15461735.5				17.0		20.0			
PCB-1016 Peak 2	32919640 26618415	35873860 25038161	32645060	29228824	Ave		30387326.8				14.0		20.0			
PCB-1016 Peak 3	67188260 55225060	66943700 54158652	61715220	59010000	Ave		60706815.3				9.3		20.0			
PCB-1016 Peak 4	29960880 23689823	30567460 22986528	27203320	25448790	Ave		26642800.2				12.0		20.0			
PCB-1016 Peak 5	26990340 18616344	23863540 18001213	21824795	19642840	Ave		21489845.3				16.0		20.0			
PCB-1260 Peak 1	48733040 36059036	44991680 35779884	42074590	38243740	Ave		40980328.3				13.0		20.0			
PCB-1260 Peak 2	50751560 41393071	51048860 41114689	48116810	44052932	Ave		46079653.7				9.8		20.0			
PCB-1260 Peak 3	70622700 60356707	72031750 60116810	69293915	63582564	Ave		66000741.0				8.0		20.0			
PCB-1260 Peak 4	90883820 78087330	89144170 80212670	89799280	84542502	Ave		85444961.9				6.3		20.0			
PCB-1260 Peak 5	69476040 56892974	67778370 56818760	66315090	61708556	Ave		63164965.0				8.8		20.0			
Tetrachloro-m-xylene	962488400 791834160	899508600 788329410	885171200	834437160	Ave		860294822				7.9		20.0			
Decachlorobiphenyl	871776800 644919080	786014000 631895650	776839800	720715040	Ave		738693395				12.0		20.0			

Note: The m1 coefficient is the same as Ave CF for an Ave curve type.

FORM VII
PCBS CONTINUING CALIBRATION DATA

Lab Name: TestAmerica Canton Job No.: 240-28436-1

SDG No.:

Lab Sample ID: ICV 240-100488/45 Calibration Date: 09/07/2013 18:52

Instrument ID: A2HP10 Calib Start Date: 09/07/2013 12:47

GC Column: CLP-1 ID: 0.53(mm) Calib End Date: 09/07/2013 14:03

Lab File ID: P1000045.D Conc. Units: ng/uL

ANALYTE	CURVE TYPE	AVE CF	CF	MIN CF	CALC AMOUNT	SPIKE AMOUNT	%D	MAX %D
PCB-1221 Peak 1	Ave	11049181	9631255		0.872	1.00	-12.8	20.0
PCB-1221 Peak 2	Ave	5835472	5042423		0.864	1.00	-13.6	20.0
PCB-1221 Peak 3	Ave	26505445	23626473		0.891	1.00	-10.9	20.0

FORM VII
PCBS CONTINUING CALIBRATION DATA

Lab Name: TestAmerica Canton Job No.: 240-28436-1

SDG No.:

Lab Sample ID: ICV 240-100488/45 Calibration Date: 09/07/2013 18:52

Instrument ID: A2HP10 Calib Start Date: 09/07/2013 12:47

GC Column: CLP-2 ID: 0.53(mm) Calib End Date: 09/07/2013 14:03

Lab File ID: P1000045.D Conc. Units: ng/uL

ANALYTE	CURVE TYPE	AVE CF	CF	MIN CF	CALC AMOUNT	SPIKE AMOUNT	%D	MAX %D
PCB-1221 Peak 1	Lin1		8154072		1.04	1.00	3.8	20.0
PCB-1221 Peak 2	Ave	6357808	5435183		0.855	1.00	-14.5	20.0
PCB-1221 Peak 3	Ave	22177828	19365887		0.873	1.00	-12.7	20.0

FORM VII
PCBS CONTINUING CALIBRATION DATA

Lab Name: TestAmerica Canton Job No.: 240-28436-1

SDG No.:

Lab Sample ID: ICV 240-100488/46 Calibration Date: 09/07/2013 19:07

Instrument ID: A2HP10 Calib Start Date: 09/07/2013 08:15

GC Column: CLP-1 ID: 0.53(mm) Calib End Date: 09/07/2013 09:30

Lab File ID: P1000046.D Conc. Units: ng/uL

ANALYTE	CURVE TYPE	AVE CF	CF	MIN CF	CALC AMOUNT	SPIKE AMOUNT	%D	MAX %D
PCB-1232 Peak 1	Ave	22544770	18783836		0.833	1.00	-16.7	20.0
PCB-1232 Peak 2	Ave	17127859	15136572		0.884	1.00	-11.6	20.0
PCB-1232 Peak 3	Ave	31787674	26784530		0.843	1.00	-15.7	20.0
PCB-1232 Peak 4	Ave	12842296	10962929		0.854	1.00	-14.6	20.0
PCB-1232 Peak 5	Ave	13368139	12812413		0.958	1.00	-4.2	20.0

FORM VII
PCBS CONTINUING CALIBRATION DATA

Lab Name: TestAmerica Canton Job No.: 240-28436-1

SDG No.:

Lab Sample ID: ICV 240-100488/46 Calibration Date: 09/07/2013 19:07

Instrument ID: A2HP10 Calib Start Date: 09/07/2013 08:15

GC Column: CLP-2 ID: 0.53(mm) Calib End Date: 09/07/2013 09:30

Lab File ID: P1000046.D Conc. Units: ng/uL

ANALYTE	CURVE TYPE	AVE CF	CF	MIN CF	CALC AMOUNT	SPIKE AMOUNT	%D	MAX %D
PCB-1232 Peak 1	Ave	18644167	15104639		0.810	1.00	-19.0	20.0
PCB-1232 Peak 2	Ave	14418902	13245501		0.919	1.00	-8.1	20.0
PCB-1232 Peak 3	Ave	28264867	26863843		0.950	1.00	-5.0	20.0
PCB-1232 Peak 4	Ave	13079073	11739452		0.898	1.00	-10.2	20.0
PCB-1232 Peak 5	Ave	10470904	9818633		0.938	1.00	-6.2	20.0

FORM VII
PCBS CONTINUING CALIBRATION DATA

Lab Name: TestAmerica Canton Job No.: 240-28436-1

SDG No.:

Lab Sample ID: ICV 240-100488/47 Calibration Date: 09/07/2013 19:22

Instrument ID: A2HP10 Calib Start Date: 09/07/2013 09:46

GC Column: CLP-1 ID: 0.53(mm) Calib End Date: 09/07/2013 11:01

Lab File ID: P1000047.D Conc. Units: ng/uL

ANALYTE	CURVE TYPE	AVE CF	CF	MIN CF	CALC AMOUNT	SPIKE AMOUNT	%D	MAX %D
PCB-1242 Peak 1	Ave	15961588	14238596		0.892	1.00	-10.8	20.0
PCB-1242 Peak 2	Ave	29674444	27294614		0.920	1.00	-8.0	20.0
PCB-1242 Peak 3	Ave	57159064	54094494		0.946	1.00	-5.4	20.0
PCB-1242 Peak 4	Ave	24256302	24261123		1.00	1.00	0.0	20.0
PCB-1242 Peak 5	Ave	26800979	25253195		0.942	1.00	-5.8	20.0

FORM VII
PCBS CONTINUING CALIBRATION DATA

Lab Name: TestAmerica Canton Job No.: 240-28436-1

SDG No.:

Lab Sample ID: ICV 240-100488/47 Calibration Date: 09/07/2013 19:22

Instrument ID: A2HP10 Calib Start Date: 09/07/2013 09:46

GC Column: CLP-2 ID: 0.53(mm) Calib End Date: 09/07/2013 11:01

Lab File ID: P1000047.D Conc. Units: ng/uL

ANALYTE	CURVE TYPE	AVE CF	CF	MIN CF	CALC AMOUNT	SPIKE AMOUNT	%D	MAX %D
PCB-1242 Peak 1	Ave	13239650	11977800		0.905	1.00	-9.5	20.0
PCB-1242 Peak 2	Ave	25980212	23945545		0.922	1.00	-7.8	20.0
PCB-1242 Peak 3	Ave	51309147	48755028		0.950	1.00	-5.0	20.0
PCB-1242 Peak 4	Ave	22392545	20835389		0.930	1.00	-7.0	20.0
PCB-1242 Peak 5	Lin1		16747650		1.10	1.00	9.9	20.0

FORM VII
PCBS CONTINUING CALIBRATION DATA

Lab Name: TestAmerica Canton Job No.: 240-28436-1

SDG No.:

Lab Sample ID: ICV 240-100488/48 Calibration Date: 09/07/2013 19:38

Instrument ID: A2HP10 Calib Start Date: 09/07/2013 11:16

GC Column: CLP-1 ID: 0.53(mm) Calib End Date: 09/07/2013 12:32

Lab File ID: P1000048.D Conc. Units: ng/uL

ANALYTE	CURVE TYPE	AVE CF	CF	MIN CF	CALC AMOUNT	SPIKE AMOUNT	%D	MAX %D
PCB-1248 Peak 1	Ave	14495877	13979264		0.964	1.00	-3.6	20.0
PCB-1248 Peak 2	Ave	35165623	34821345		0.990	1.00	-1.0	20.0
PCB-1248 Peak 3	Ave	40722163	37269648		0.915	1.00	-8.5	20.0
PCB-1248 Peak 4	Ave	21233531	19638432		0.925	1.00	-7.5	20.0
PCB-1248 Peak 5	Ave	20330119	19069377		0.938	1.00	-6.2	20.0

FORM VII
PCBS CONTINUING CALIBRATION DATA

Lab Name: TestAmerica Canton Job No.: 240-28436-1

SDG No.:

Lab Sample ID: ICV 240-100488/48 Calibration Date: 09/07/2013 19:38

Instrument ID: A2HP10 Calib Start Date: 09/07/2013 11:16

GC Column: CLP-2 ID: 0.53(mm) Calib End Date: 09/07/2013 12:32

Lab File ID: P1000048.D Conc. Units: ng/uL

ANALYTE	CURVE TYPE	AVE CF	CF	MIN CF	CALC AMOUNT	SPIKE AMOUNT	%D	MAX %D
PCB-1248 Peak 1	Lin1		11970149		1.13	1.00	13.0	20.0
PCB-1248 Peak 2	Ave	33010185	30751273		0.932	1.00	-6.8	20.0
PCB-1248 Peak 3	Ave	31453766	27434298		0.872	1.00	-12.8	20.0
PCB-1248 Peak 4	Ave	30224450	26549136		0.878	1.00	-12.2	20.0
PCB-1248 Peak 5	Ave	19713723	17365346		0.881	1.00	-11.9	20.0

FORM VII
PCBS CONTINUING CALIBRATION DATA

Lab Name: TestAmerica Canton Job No.: 240-28436-1

SDG No.:

Lab Sample ID: ICV 240-100488/49 Calibration Date: 09/07/2013 19:53

Instrument ID: A2HP10 Calib Start Date: 09/07/2013 12:47

GC Column: CLP-1 ID: 0.53(mm) Calib End Date: 09/07/2013 14:03

Lab File ID: P1000049.D Conc. Units: ng/uL

ANALYTE	CURVE TYPE	AVE CF	CF	MIN CF	CALC AMOUNT	SPIKE AMOUNT	%D	MAX %D
PCB-1254 Peak 1	Ave	32241795	26433333		0.820	1.00	-18.0	20.0
PCB-1254 Peak 2	Ave	65180321	53682941		0.824	1.00	-17.6	20.0
PCB-1254 Peak 3	Ave	43470643	37475177		0.862	1.00	-13.8	20.0
PCB-1254 Peak 4	Ave	39794131	34768759		0.874	1.00	-12.6	20.0
PCB-1254 Peak 5	Ave	60173608	54790591		0.911	1.00	-8.9	20.0

FORM VII
PCBS CONTINUING CALIBRATION DATA

Lab Name: TestAmerica Canton Job No.: 240-28436-1

SDG No.:

Lab Sample ID: ICV 240-100488/49 Calibration Date: 09/07/2013 19:53

Instrument ID: A2HP10 Calib Start Date: 09/07/2013 12:47

GC Column: CLP-2 ID: 0.53(mm) Calib End Date: 09/07/2013 14:03

Lab File ID: P1000049.D Conc. Units: ng/uL

ANALYTE	CURVE TYPE	AVE CF	CF	MIN CF	CALC AMOUNT	SPIKE AMOUNT	%D	MAX %D
PCB-1254 Peak 1	Ave	32523749	27400517		0.842	1.00	-15.8	20.0
PCB-1254 Peak 2	Ave	36921939	32130390		0.870	1.00	-13.0	20.0
PCB-1254 Peak 3	Ave	59019783	51982916		0.881	1.00	-11.9	20.0
PCB-1254 Peak 4	Ave	45533251	41528782		0.912	1.00	-8.8	20.0
PCB-1254 Peak 5	Ave	54923548	52236324		0.951	1.00	-4.9	20.0

FORM VII
PCBS CONTINUING CALIBRATION DATA

Lab Name: TestAmerica Canton Job No.: 240-28436-1

SDG No.:

Lab Sample ID: ICV 240-100488/50 Calibration Date: 09/07/2013 20:08

Instrument ID: A2HP10 Calib Start Date: 09/07/2013 14:18

GC Column: CLP-1 ID: 0.53(mm) Calib End Date: 09/07/2013 15:34

Lab File ID: P1000050.D Conc. Units: ng/uL

ANALYTE	CURVE TYPE	AVE CF	CF	MIN CF	CALC AMOUNT	SPIKE AMOUNT	%D	MAX %D
PCB-1016 Peak 1	Ave	18920540	17296453		0.914	1.00	-8.6	20.0
PCB-1016 Peak 2	Ave	34625932	32390913		0.935	1.00	-6.5	20.0
PCB-1016 Peak 3	Ave	71170378	64677016		0.909	1.00	-9.1	20.0
PCB-1016 Peak 4	Ave	29929763	29030728		0.970	1.00	-3.0	20.0
PCB-1016 Peak 5	Ave	31126854	29197087		0.938	1.00	-6.2	20.0
PCB-1260 Peak 1	Ave	45184957	41325814		0.915	1.00	-8.5	20.0
PCB-1260 Peak 2	Ave	80812617	74850357		0.926	1.00	-7.4	20.0
PCB-1260 Peak 3	Ave	75433653	70352636		0.933	1.00	-6.7	20.0
PCB-1260 Peak 4	Ave	109610550	108075176		0.986	1.00	-1.4	20.0
PCB-1260 Peak 5	Ave	48673339	48746629		1.00	1.00	0.2	20.0

FORM VII
PCBS CONTINUING CALIBRATION DATA

Lab Name: TestAmerica Canton Job No.: 240-28436-1

SDG No.:

Lab Sample ID: ICV 240-100488/50 Calibration Date: 09/07/2013 20:08

Instrument ID: A2HP10 Calib Start Date: 09/07/2013 14:18

GC Column: CLP-2 ID: 0.53(mm) Calib End Date: 09/07/2013 15:34

Lab File ID: P1000050.D Conc. Units: ng/uL

ANALYTE	CURVE TYPE	AVE CF	CF	MIN CF	CALC AMOUNT	SPIKE AMOUNT	%D	MAX %D
PCB-1016 Peak 1	Ave	15461736	14418208		0.933	1.00	-6.7	20.0
PCB-1016 Peak 2	Ave	30387327	28512986		0.938	1.00	-6.2	20.0
PCB-1016 Peak 3	Ave	60706815	58764885		0.968	1.00	-3.2	20.0
PCB-1016 Peak 4	Ave	26642800	25065050		0.941	1.00	-5.9	20.0
PCB-1016 Peak 5	Ave	21489845	19608649		0.912	1.00	-8.8	20.0
PCB-1260 Peak 1	Ave	40980328	37996822		0.927	1.00	-7.3	20.0
PCB-1260 Peak 2	Ave	46079654	43354987		0.941	1.00	-5.9	20.0
PCB-1260 Peak 3	Ave	66000741	63101852		0.956	1.00	-4.4	20.0
PCB-1260 Peak 4	Ave	85444962	87418317		1.02	1.00	2.3	20.0
PCB-1260 Peak 5	Ave	63164965	62598857		0.991	1.00	-0.9	20.0

FORM VII
PCBS CONTINUING CALIBRATION DATA

Lab Name: TestAmerica Canton Job No.: 240-28436-1

SDG No.:

Lab Sample ID: CCV 240-100736/3 Calibration Date: 09/10/2013 01:35

Instrument ID: A2HP10 Calib Start Date: 09/07/2013 14:18

GC Column: CLP-1 ID: 0.53(mm) Calib End Date: 09/07/2013 15:34

Lab File ID: P1000003.D Conc. Units: ng/uL

ANALYTE	CURVE TYPE	AVE CF	CF	MIN CF	CALC AMOUNT	SPIKE AMOUNT	%D	MAX %D
PCB-1016 Peak 1	Ave	18920540	19725874		0.521	0.500	4.3	20.0
PCB-1016 Peak 2	Ave	34625932	36055070		0.521	0.500	4.1	20.0
PCB-1016 Peak 3	Ave	71170378	69880690		0.491	0.500	-1.8	20.0
PCB-1016 Peak 4	Ave	29929763	32191832		0.538	0.500	7.6	20.0
PCB-1016 Peak 5	Ave	31126854	32949680		0.529	0.500	5.9	20.0
PCB-1260 Peak 1	Ave	45184957	46358884		0.513	0.500	2.6	20.0
PCB-1260 Peak 2	Ave	80812617	82408542		0.510	0.500	2.0	20.0
PCB-1260 Peak 3	Ave	75433653	77925382		0.517	0.500	3.3	20.0
PCB-1260 Peak 4	Ave	109610550	111961162		0.511	0.500	2.1	20.0
PCB-1260 Peak 5	Ave	48673339	50662342		0.520	0.500	4.1	20.0
Tetrachloro-m-xylene	Ave	1077204960	1135336920		0.0263	0.0250	5.4	20.0
Decachlorobiphenyl	Ave	1033200298	1059556800		0.0256	0.0250	2.6	20.0

FORM VII
PCBS CONTINUING CALIBRATION DATA

Lab Name: TestAmerica Canton Job No.: 240-28436-1

SDG No.:

Lab Sample ID: CCV 240-100736/3 Calibration Date: 09/10/2013 01:35

Instrument ID: A2HP10 Calib Start Date: 09/07/2013 14:18

GC Column: CLP-2 ID: 0.53(mm) Calib End Date: 09/07/2013 15:34

Lab File ID: P1000003.D Conc. Units: ng/uL

ANALYTE	CURVE TYPE	AVE CF	CF	MIN CF	CALC AMOUNT	SPIKE AMOUNT	%D	MAX %D
PCB-1016 Peak 1	Ave	15461736	16299906		0.527	0.500	5.4	20.0
PCB-1016 Peak 2	Ave	30387327	32835756		0.540	0.500	8.1	20.0
PCB-1016 Peak 3	Ave	60706815	66205584		0.545	0.500	9.1	20.0
PCB-1016 Peak 4	Ave	26642800	28924050		0.543	0.500	8.6	20.0
PCB-1016 Peak 5	Ave	21489845	22475820		0.523	0.500	4.6	20.0
PCB-1260 Peak 1	Ave	40980328	44272916		0.540	0.500	8.0	20.0
PCB-1260 Peak 2	Ave	46079654	50626896		0.549	0.500	9.9	20.0
PCB-1260 Peak 3	Ave	66000741	72628900		0.550	0.500	10.0	20.0
PCB-1260 Peak 4	Ave	85444962	95431440		0.558	0.500	11.7	20.0
PCB-1260 Peak 5	Ave	63164965	68889838		0.545	0.500	9.1	20.0
Tetrachloro-m-xylene	Ave	860294822	947371760		0.0275	0.0250	10.1	20.0
Decachlorobiphenyl	Ave	738693395	796280240		0.0269	0.0250	7.8	20.0

FORM VII
PCBS CONTINUING CALIBRATION DATA

Lab Name: TestAmerica Canton Job No.: 240-28436-1

SDG No.:

Lab Sample ID: CCV 240-100736/20 Calibration Date: 09/10/2013 05:56

Instrument ID: A2HP10 Calib Start Date: 09/07/2013 14:18

GC Column: CLP-1 ID: 0.53(mm) Calib End Date: 09/07/2013 15:34

Lab File ID: P1000020.D Conc. Units: ng/uL

ANALYTE	CURVE TYPE	AVE CF	CF	MIN CF	CALC AMOUNT	SPIKE AMOUNT	%D	MAX %D
PCB-1016 Peak 1	Ave	18920540	18157066		0.480	0.500	-4.0	20.0
PCB-1016 Peak 2	Ave	34625932	33229976		0.480	0.500	-4.0	20.0
PCB-1016 Peak 3	Ave	71170378	64799990		0.455	0.500	-9.0	20.0
PCB-1016 Peak 4	Ave	29929763	29426312		0.492	0.500	-1.7	20.0
PCB-1016 Peak 5	Ave	31126854	30140766		0.484	0.500	-3.2	20.0
PCB-1260 Peak 1	Ave	45184957	43518642		0.482	0.500	-3.7	20.0
PCB-1260 Peak 2	Ave	80812617	77132958		0.477	0.500	-4.6	20.0
PCB-1260 Peak 3	Ave	75433653	72253992		0.479	0.500	-4.2	20.0
PCB-1260 Peak 4	Ave	109610550	106437026		0.486	0.500	-2.9	20.0
PCB-1260 Peak 5	Ave	48673339	46997956		0.483	0.500	-3.4	20.0
Tetrachloro-m-xylene	Ave	1077204960	1041027600		0.0242	0.0250	-3.4	20.0
Decachlorobiphenyl	Ave	1033200298	960716800		0.0232	0.0250	-7.0	20.0

FORM VII
PCBS CONTINUING CALIBRATION DATA

Lab Name: TestAmerica Canton Job No.: 240-28436-1

SDG No.:

Lab Sample ID: CCV 240-100736/20 Calibration Date: 09/10/2013 05:56

Instrument ID: A2HP10 Calib Start Date: 09/07/2013 14:18

GC Column: CLP-2 ID: 0.53(mm) Calib End Date: 09/07/2013 15:34

Lab File ID: P1000020.D Conc. Units: ng/uL

ANALYTE	CURVE TYPE	AVE CF	CF	MIN CF	CALC AMOUNT	SPIKE AMOUNT	%D	MAX %D
PCB-1016 Peak 1	Ave	15461736	14874242		0.481	0.500	-3.8	20.0
PCB-1016 Peak 2	Ave	30387327	30144420		0.496	0.500	-0.8	20.0
PCB-1016 Peak 3	Ave	60706815	60471904		0.498	0.500	-0.4	20.0
PCB-1016 Peak 4	Ave	26642800	26312752		0.494	0.500	-1.2	20.0
PCB-1016 Peak 5	Ave	21489845	20724516		0.482	0.500	-3.6	20.0
PCB-1260 Peak 1	Ave	40980328	38981702		0.476	0.500	-4.9	20.0
PCB-1260 Peak 2	Ave	46079654	44330318		0.481	0.500	-3.8	20.0
PCB-1260 Peak 3	Ave	66000741	62663016		0.475	0.500	-5.1	20.0
PCB-1260 Peak 4	Ave	85444962	80828502		0.473	0.500	-5.4	20.0
PCB-1260 Peak 5	Ave	63164965	59852888		0.474	0.500	-5.2	20.0
Tetrachloro-m-xylene	Ave	860294822	869941240		0.0253	0.0250	1.1	20.0
Decachlorobiphenyl	Ave	738693395	682358640		0.0231	0.0250	-7.6	20.0

FORM VII
PCBS CONTINUING CALIBRATION DATA

Lab Name: TestAmerica Canton Job No.: 240-28436-1

SDG No.:

Lab Sample ID: CCV 240-100736/31 Calibration Date: 09/10/2013 08:44

Instrument ID: A2HP10 Calib Start Date: 09/07/2013 14:18

GC Column: CLP-1 ID: 0.53(mm) Calib End Date: 09/07/2013 15:34

Lab File ID: P1000031.D Conc. Units: ng/uL

ANALYTE	CURVE TYPE	AVE CF	CF	MIN CF	CALC AMOUNT	SPIKE AMOUNT	%D	MAX %D
PCB-1016 Peak 1	Ave	18920540	18278468		0.483	0.500	-3.4	20.0
PCB-1016 Peak 2	Ave	34625932	33388002		0.482	0.500	-3.6	20.0
PCB-1016 Peak 3	Ave	71170378	67470386		0.474	0.500	-5.2	20.0
PCB-1016 Peak 4	Ave	29929763	30431378		0.508	0.500	1.7	20.0
PCB-1016 Peak 5	Ave	31126854	31133524		0.500	0.500	0.0	20.0
PCB-1260 Peak 1	Ave	45184957	43916502		0.486	0.500	-2.8	20.0
PCB-1260 Peak 2	Ave	80812617	78073346		0.483	0.500	-3.4	20.0
PCB-1260 Peak 3	Ave	75433653	73881914		0.490	0.500	-2.1	20.0
PCB-1260 Peak 4	Ave	109610550	106408966		0.485	0.500	-2.9	20.0
PCB-1260 Peak 5	Ave	48673339	47196218		0.485	0.500	-3.0	20.0
Tetrachloro-m-xylene	Ave	1077204960	1070735520		0.0248	0.0250	-0.6	20.0
Decachlorobiphenyl	Ave	1033200298	985234720		0.0238	0.0250	-4.6	20.0

FORM VII
PCBS CONTINUING CALIBRATION DATA

Lab Name: TestAmerica Canton Job No.: 240-28436-1

SDG No.:

Lab Sample ID: CCV 240-100736/31 Calibration Date: 09/10/2013 08:44

Instrument ID: A2HP10 Calib Start Date: 09/07/2013 14:18

GC Column: CLP-2 ID: 0.53(mm) Calib End Date: 09/07/2013 15:34

Lab File ID: P1000031.D Conc. Units: ng/uL

ANALYTE	CURVE TYPE	AVE CF	CF	MIN CF	CALC AMOUNT	SPIKE AMOUNT	%D	MAX %D
PCB-1016 Peak 1	Ave	15461736	15284146		0.494	0.500	-1.1	20.0
PCB-1016 Peak 2	Ave	30387327	30500424		0.502	0.500	0.4	20.0
PCB-1016 Peak 3	Ave	60706815	61699886		0.508	0.500	1.6	20.0
PCB-1016 Peak 4	Ave	26642800	26677698		0.501	0.500	0.1	20.0
PCB-1016 Peak 5	Ave	21489845	20796002		0.484	0.500	-3.2	20.0
PCB-1260 Peak 1	Ave	40980328	40249236		0.491	0.500	-1.8	20.0
PCB-1260 Peak 2	Ave	46079654	45879500		0.498	0.500	-0.4	20.0
PCB-1260 Peak 3	Ave	66000741	65705350		0.498	0.500	-0.4	20.0
PCB-1260 Peak 4	Ave	85444962	85244702		0.499	0.500	-0.2	20.0
PCB-1260 Peak 5	Ave	63164965	62207922		0.492	0.500	-1.5	20.0
Tetrachloro-m-xylene	Ave	860294822	878236200		0.0255	0.0250	2.1	20.0
Decachlorobiphenyl	Ave	738693395	714522400		0.0242	0.0250	-3.3	20.0

FORM VII
PCBS CONTINUING CALIBRATION DATA

Lab Name: TestAmerica Canton Job No.: 240-28436-1

SDG No.:

Lab Sample ID: CCV 240-100869/3 Calibration Date: 09/10/2013 17:17

Instrument ID: A2HP10 Calib Start Date: 09/07/2013 14:18

GC Column: CLP-1 ID: 0.53(mm) Calib End Date: 09/07/2013 15:34

Lab File ID: P1000003.D Conc. Units: ng/uL

ANALYTE	CURVE TYPE	AVE CF	CF	MIN CF	CALC AMOUNT	SPIKE AMOUNT	%D	MAX %D
PCB-1016 Peak 1	Ave	18920540	14831078		0.392	0.500	-21.6*	20.0
PCB-1016 Peak 2	Ave	34625932	31925700		0.461	0.500	-7.8	20.0
PCB-1016 Peak 3	Ave	71170378	64268574		0.452	0.500	-9.7	20.0
PCB-1016 Peak 4	Ave	29929763	27708144		0.463	0.500	-7.4	20.0
PCB-1016 Peak 5	Ave	31126854	26665322		0.428	0.500	-14.3	20.0
PCB-1260 Peak 1	Ave	45184957	42203852		0.467	0.500	-6.6	20.0
PCB-1260 Peak 2	Ave	80812617	75789488		0.469	0.500	-6.2	20.0
PCB-1260 Peak 3	Ave	75433653	71408988		0.473	0.500	-5.3	20.0
PCB-1260 Peak 4	Ave	109610550	102472408		0.467	0.500	-6.5	20.0
PCB-1260 Peak 5	Ave	48673339	45215634		0.464	0.500	-7.1	20.0
Tetrachloro-m-xylene	Ave	1077204960	1199869280		0.0278	0.0250	11.4	20.0
Decachlorobiphenyl	Ave	1033200298	966390120		0.0234	0.0250	-6.5	20.0

FORM VII
PCBS CONTINUING CALIBRATION DATA

Lab Name: TestAmerica Canton Job No.: 240-28436-1

SDG No.:

Lab Sample ID: CCV 240-100869/3 Calibration Date: 09/10/2013 17:17

Instrument ID: A2HP10 Calib Start Date: 09/07/2013 14:18

GC Column: CLP-2 ID: 0.53(mm) Calib End Date: 09/07/2013 15:34

Lab File ID: P1000003.D Conc. Units: ng/uL

ANALYTE	CURVE TYPE	AVE CF	CF	MIN CF	CALC AMOUNT	SPIKE AMOUNT	%D	MAX %D
PCB-1016 Peak 1	Ave	15461736	14940176		0.483	0.500	-3.4	20.0
PCB-1016 Peak 2	Ave	30387327	30380330		0.500	0.500	-0.0	20.0
PCB-1016 Peak 3	Ave	60706815	61500754		0.507	0.500	1.3	20.0
PCB-1016 Peak 4	Ave	26642800	26636390		0.500	0.500	-0.0	20.0
PCB-1016 Peak 5	Ave	21489845	20708670		0.482	0.500	-3.6	20.0
PCB-1260 Peak 1	Ave	40980328	40568908		0.495	0.500	-1.0	20.0
PCB-1260 Peak 2	Ave	46079654	46452136		0.504	0.500	0.8	20.0
PCB-1260 Peak 3	Ave	66000741	66339256		0.503	0.500	0.5	20.0
PCB-1260 Peak 4	Ave	85444962	86779976		0.508	0.500	1.6	20.0
PCB-1260 Peak 5	Ave	63164965	61705406		0.488	0.500	-2.3	20.0
Tetrachloro-m-xylene	Ave	860294822	878479720		0.0255	0.0250	2.1	20.0
Decachlorobiphenyl	Ave	738693395	719921040		0.0244	0.0250	-2.5	20.0

FORM VII
PCBS CONTINUING CALIBRATION DATA

Lab Name: TestAmerica Canton Job No.: 240-28436-1

SDG No.:

Lab Sample ID: CCV 240-100869/12 Calibration Date: 09/10/2013 19:35

Instrument ID: A2HP10 Calib Start Date: 09/07/2013 14:18

GC Column: CLP-1 ID: 0.53(mm) Calib End Date: 09/07/2013 15:34

Lab File ID: P1000012.D Conc. Units: ng/uL

ANALYTE	CURVE TYPE	AVE CF	CF	MIN CF	CALC AMOUNT	SPIKE AMOUNT	%D	MAX %D
PCB-1016 Peak 1	Ave	18920540	19188306		0.507	0.500	1.4	20.0
PCB-1016 Peak 2	Ave	34625932	34452122		0.497	0.500	-0.5	20.0
PCB-1016 Peak 3	Ave	71170378	68640980		0.482	0.500	-3.6	20.0
PCB-1016 Peak 4	Ave	29929763	31486002		0.526	0.500	5.2	20.0
PCB-1016 Peak 5	Ave	31126854	31435526		0.505	0.500	1.0	20.0
PCB-1260 Peak 1	Ave	45184957	44385364		0.491	0.500	-1.8	20.0
PCB-1260 Peak 2	Ave	80812617	79464448		0.492	0.500	-1.7	20.0
PCB-1260 Peak 3	Ave	75433653	75209452		0.499	0.500	-0.3	20.0
PCB-1260 Peak 4	Ave	109610550	107842328		0.492	0.500	-1.6	20.0
PCB-1260 Peak 5	Ave	48673339	48108342		0.494	0.500	-1.2	20.0
Tetrachloro-m-xylene	Ave	1077204960	1077713720		0.0250	0.0250	0.0	20.0
Decachlorobiphenyl	Ave	1033200298	1010299360		0.0244	0.0250	-2.2	20.0

FORM VII
PCBS CONTINUING CALIBRATION DATA

Lab Name: TestAmerica Canton Job No.: 240-28436-1

SDG No.:

Lab Sample ID: CCV 240-100869/12 Calibration Date: 09/10/2013 19:35

Instrument ID: A2HP10 Calib Start Date: 09/07/2013 14:18

GC Column: CLP-2 ID: 0.53(mm) Calib End Date: 09/07/2013 15:34

Lab File ID: P1000012.D Conc. Units: ng/uL

ANALYTE	CURVE TYPE	AVE CF	CF	MIN CF	CALC AMOUNT	SPIKE AMOUNT	%D	MAX %D
PCB-1016 Peak 1	Ave	15461736	16343656		0.529	0.500	5.7	20.0
PCB-1016 Peak 2	Ave	30387327	33077344		0.544	0.500	8.9	20.0
PCB-1016 Peak 3	Ave	60706815	67467880		0.556	0.500	11.1	20.0
PCB-1016 Peak 4	Ave	26642800	29553394		0.555	0.500	10.9	20.0
PCB-1016 Peak 5	Ave	21489845	23077074		0.537	0.500	7.4	20.0
PCB-1260 Peak 1	Ave	40980328	44515498		0.543	0.500	8.6	20.0
PCB-1260 Peak 2	Ave	46079654	50928172		0.553	0.500	10.5	20.0
PCB-1260 Peak 3	Ave	66000741	73338810		0.556	0.500	11.1	20.0
PCB-1260 Peak 4	Ave	85444962	93708680		0.548	0.500	9.7	20.0
PCB-1260 Peak 5	Ave	63164965	68398806		0.541	0.500	8.3	20.0
Tetrachloro-m-xylene	Ave	860294822	952074160		0.0277	0.0250	10.7	20.0
Decachlorobiphenyl	Ave	738693395	803452560		0.0272	0.0250	8.8	20.0

FORM IV
PCBS METHOD BLANK SUMMARY

Lab Name: TestAmerica Canton Job No.: 240-28436-1

SDG No.:

Lab Sample ID: MB 240-100407/23-A

Matrix: Solid Date Extracted: 09/06/2013 09:50

Lab File ID:(1) P1000019.D Lab File ID:(2) P1000019.D

Date Analyzed:(1) 09/10/2013 05:41 Date Analyzed:(2) 09/10/2013 05:41

Instrument ID:(1) A2HP10 Instrument ID:(2) A2HP10

GC Column:(1) CLP-2 ID: 0.53(mm) GC Column:(2) CLP-1 ID: 0.53(mm)

THIS METHOD BLANK APPLIES TO THE FOLLOWING SAMPLES:

CLIENT SAMPLE ID	LAB SAMPLE ID	DATE ANALYZED 1	DATE ANALYZED 2
	LCS 240-100407/24-A	09/10/2013 08:29	09/10/2013 08:29
DR-SB-202-02-04	240-28436-1	09/10/2013 18:49	09/10/2013 18:49
DR-SB-202-06-08	240-28436-2	09/10/2013 19:04	09/10/2013 19:04

FORM I
PCBS ORGANICS ANALYSIS DATA SHEET

Lab Name: TestAmerica Canton Job No.: 240-28436-1

SDG No.:

Client Sample ID: Lab Sample ID: MB 240-100407/23-A

Matrix: Solid Lab File ID: P1000019.D

Analysis Method: 8082A Date Collected:

Extraction Method: 3540C Date Extracted: 09/06/2013 09:50

Sample wt/vol: 30.0(g) Date Analyzed: 09/10/2013 05:41

Con. Extract Vol.: 10.0(mL) Dilution Factor: 1

Injection Volume: 1(uL) GC Column: CLP-1 ID: 0.53(mm)

% Moisture: GPC Cleanup:(Y/N) N

Analysis Batch No.: 100736 Units: ug/Kg

CAS NO.	COMPOUND NAME	RESULT	Q	RL	MDL
12674-11-2	Aroclor-1016	33	U	33	21
11104-28-2	Aroclor-1221	33	U	33	16
11141-16-5	Aroclor-1232	33	U	33	14
53469-21-9	Aroclor-1242	33	U	33	13
12672-29-6	Aroclor-1248	33	U	33	17
11097-69-1	Aroclor-1254	33	U	33	17
11096-82-5	Aroclor-1260	33	U	33	17

CAS NO.	SURROGATE	%REC	Q	LIMITS
877-09-8	Tetrachloro-m-xylene	78		29-151
2051-24-3	Decachlorobiphenyl	82		14-163

FORM I

PCBS ORGANICS ANALYSIS DATA SHEET

Lab Name: TestAmerica Canton Job No.: 240-28436-1

SDG No.:

Client Sample ID: Lab Sample ID: MB 240-100407/23-A

Matrix: Solid Lab File ID: P1000019.D

Analysis Method: 8082A Date Collected:

Extraction Method: 3540C Date Extracted: 09/06/2013 09:50

Sample wt/vol: 30.0(g) Date Analyzed: 09/10/2013 05:41

Con. Extract Vol.: 10.0(mL) Dilution Factor: 1

Injection Volume: 1(uL) GC Column: CLP-2 ID: 0.53(mm)

% Moisture: GPC Cleanup:(Y/N) N

Analysis Batch No.: 100736 Units: ug/Kg

CAS NO.	SURROGATE	%REC	Q	LIMITS
877-09-8	Tetrachloro-m-xylene	89		29-151
2051-24-3	Decachlorobiphenyl	107		14-163

FORM II
PCBS SURROGATE RECOVERY

Lab Name: TestAmerica Canton Job No.: 240-28436-1

SDG No.:

Matrix: Solid Level: Low

GC Column (1): CLP-2 ID: 0.53 (mm) GC Column (2): CLP-1 ID: 0.53 (mm)

Client Sample ID	Lab Sample ID	TCX1 #	TCX2 #	DCB1 #	DCB2 #
DR-SB-202-02-04	240-28436-1	96	80	92	81
DR-SB-202-06-08	240-28436-2	88	76	90	86
DR-SB-204-02-04	240-28436-3	72	67	86	103
DR-SB-204-08-10	240-28436-4	77	66	54	67
DR-SB-205-06-08	240-28436-5	75	68	64	78
DR-SB-205-10-12	240-28436-6	78	71	57	65
DR-SB-206-04-06	240-28436-7	80	73	62	74
DR-SB-206-08-10	240-28436-8	57	63	50	62
DR-SB-207-02-04	240-28436-9	66	69	65	87
DR-SB-207-10-12	240-28436-10	76	67	162	198 X
DR-SB-208-04-06	240-28436-11	53	66	52	72
DR-SB-208-08-10	240-28436-12	69	67	54	66
DR-SB-209-04-06	240-28436-13	71	67	61	74
DR-SB-209-08-10	240-28436-14	74	72	58	69
DR-SB-210-04-06	240-28436-15	78	75	72	75
DR-SB-210-12-13	240-28436-16	67	64	77	94
DR-SB-211-04-06	240-28436-17	70	67	64	77
DR-SB-211-08-10	240-28436-18	80	74	51	64
DR-SB-212-04-06	240-28436-19	65	62	55	64
DR-SB-212-11-13	240-28436-20	78	71	53	83
DR-SB-DUP01-0406	240-28436-22	67	65	54	65
	MB 240-100407/23-A	89	78	107	82
	MB 240-100427/22-A	90	74	60	73
	LCS 240-100407/24-A	84	85	87	85
	LCS 240-100427/23-A	118	71	52	66
DR-SB-DUP01-0406 MS	240-28436-22 MS	67	76	58	70
DR-SB-DUP01-0406 MSD	240-28436-22 MSD	70	73	66	82

	QC LIMITS
TCX = Tetrachloro-m-xylene	29-151
DCB = Decachlorobiphenyl	14-163

Column to be used to flag recovery values

FORM II 8082A

FORM III
PCBS LAB CONTROL SAMPLE RECOVERY

Lab Name: TestAmerica Canton Job No.: 240-28436-1

SDG No.:

Matrix: Solid Level: Low Lab File ID: P1000030.D

Lab ID: LCS 240-100407/24-A Client ID:

COMPOUND	SPIKE ADDED (ug/Kg)	LCS CONCENTRATION (ug/Kg)	LCS % REC	QC LIMITS REC	#
Aroclor-1016	333	267	80	62-120	
Aroclor-1260	333	284	85	56-122	

Column to be used to flag recovery and RPD values

FORM III 8082A

FORM III
PCBS LAB CONTROL SAMPLE RECOVERY

Lab Name: TestAmerica Canton Job No.: 240-28436-1

SDG No.:

Matrix: Solid Level: Low Lab File ID: P1200033.D

Lab ID: LCS 240-100427/23-A Client ID:

COMPOUND	SPIKE ADDED (ug/Kg)	LCS CONCENTRATION (ug/Kg)	LCS % REC	QC LIMITS REC	#
Aroclor-1016	333	259	78	62-120	
Aroclor-1260	333	225	68	56-122	

Column to be used to flag recovery and RPD values

FORM III 8082A

FORM III
PCBS MATRIX SPIKE RECOVERY

Lab Name: TestAmerica Canton Job No.: 240-28436-1

SDG No.:

Matrix: Solid Level: Low Lab File ID: P1200031.D

Lab ID: 240-28436-22 MS Client ID: DR-SB-DUP01-0406 MS

COMPOUND	SPIKE ADDED (ug/Kg)	SAMPLE CONCENTRATION (ug/Kg)	MS CONCENTRATION (ug/Kg)	MS % REC	QC LIMITS REC	#
Aroclor-1016	367	37 U	267	73	22-157	
Aroclor-1260	367	37 U	244	66	13-161	

Column to be used to flag recovery and RPD values

FORM III 8082A

FORM III
PCBS MATRIX SPIKE DUPLICATE RECOVERY

Lab Name: TestAmerica Canton Job No.: 240-28436-1

SDG No.:

Matrix: Solid Level: Low Lab File ID: P1200032.D

Lab ID: 240-28436-22 MSD Client ID: DR-SB-DUP01-0406 MSD

COMPOUND	SPIKE ADDED (ug/Kg)	MSD CONCENTRATION (ug/Kg)	MSD % REC	% RPD	QC LIMITS RPD	QC LIMITS REC	#
Aroclor-1016	368	276	75	3	30	22-157	
Aroclor-1260	368	232	63	5	30	13-161	

Column to be used to flag recovery and RPD values

FORM III 8082A

FORM VIII
PCBS ANALYTICAL SEQUENCE

Lab Name: TestAmerica Canton Job No.: 240-28436-1

SDG No.:

Sample No.: CCV 240-100736/3 Date Analyzed: 09/10/2013 01:35

Instrument ID: A2HP10 GC Column: CLP-1 ID: 0.53(mm)

Lab File ID (Standard): P1000003.D Heated Purge: (Y/N) N

Calibration ID: 17324

THE ANALYTICAL SEQUENCE OF BLANKS, SAMPLES, STANDARDS, MS/MSDs AND LCSs IS GIVEN BELOW:

				TCX	DCB	
				RT #	RT #	
CONTINUING CALIBRATION SURROGATE				1.46	7.19	
UPPER LIMIT				1.56	7.29	
LOWER LIMIT				1.36	7.09	
LAB SAMPLE ID	CLIENT SAMPLE ID	DATE ANALYZED	LAB FILE ID			
CCV 240-100736/3 CCVRT		09/10/2013 01:35	P1000003.D	1.46	7.19	
MB 240-100407/23-A		09/10/2013 05:41	P1000019.D	1.45	7.18	
CCV 240-100736/20		09/10/2013 05:56	P1000020.D	1.45	7.18	
LCS 240-100407/24-A		09/10/2013 08:29	P1000030.D	1.45	7.18	
CCV 240-100736/31		09/10/2013 08:44	P1000031.D	1.45	7.18	

TCX = Tetrachloro-m-xylene
DCB = DCB Decachlorobiphenyl

TCX RT Limit = ± 0.1 minutes of surrogate RT
DCB RT Limit = ± 0.1 minutes of surrogate RT

Column used to flag values outside QC limits

FORM VIII 8082A

FORM VIII
PCBS ANALYTICAL SEQUENCE

Lab Name: TestAmerica Canton Job No.: 240-28436-1

SDG No.:

Sample No.: CCV 240-100736/3 Date Analyzed: 09/10/2013 01:35

Instrument ID: A2HP10 GC Column: CLP-2 ID: 0.53(mm)

Lab File ID (Standard): P1000003.D Heated Purge: (Y/N) N

Calibration ID: 17325

THE ANALYTICAL SEQUENCE OF BLANKS, SAMPLES, STANDARDS, MS/MSDs AND LCSs IS GIVEN BELOW:

				TCX	DCB	
				RT #	RT #	
CONTINUING CALIBRATION SURROGATE				1.96	8.45	
UPPER LIMIT				2.06	8.55	
LOWER LIMIT				1.86	8.35	
LAB SAMPLE ID	CLIENT SAMPLE ID	DATE ANALYZED	LAB FILE ID			
CCV 240-100736/3 CCVRT		09/10/2013 01:35	P1000003.D	1.96	8.45	
MB 240-100407/23-A		09/10/2013 05:41	P1000019.D	1.96	8.45	
CCV 240-100736/20		09/10/2013 05:56	P1000020.D	1.96	8.45	
LCS 240-100407/24-A		09/10/2013 08:29	P1000030.D	1.96	8.45	
CCV 240-100736/31		09/10/2013 08:44	P1000031.D	1.96	8.45	

TCX = Tetrachloro-m-xylene
DCB = DCB Decachlorobiphenyl

TCX RT Limit = ± 0.1 minutes of surrogate RT
DCB RT Limit = ± 0.1 minutes of surrogate RT

Column used to flag values outside QC limits

FORM VIII 8082A

FORM VIII
PCBS ANALYTICAL SEQUENCE

Lab Name: TestAmerica Canton Job No.: 240-28436-1

SDG No.:

Sample No.: CCV 240-100869/3 Date Analyzed: 09/10/2013 17:17

Instrument ID: A2HP10 GC Column: CLP-1 ID: 0.53(mm)

Lab File ID (Standard): P1000003.D Heated Purge: (Y/N) N

Calibration ID: 17324

THE ANALYTICAL SEQUENCE OF BLANKS, SAMPLES, STANDARDS, MS/MSDs AND LCSs IS GIVEN BELOW:

				TCX	DCB	
				RT #	RT #	
CONTINUING CALIBRATION SURROGATE				1.45	7.18	
UPPER LIMIT				1.55	7.28	
LOWER LIMIT				1.35	7.08	
LAB SAMPLE ID	CLIENT SAMPLE ID	DATE ANALYZED	LAB FILE ID			
CCV 240-100869/3 CCVRT		09/10/2013 17:17	P1000003.D	1.45	7.18	
240-28436-1	DR-SB-202-02-04	09/10/2013 18:49	P1000009.D	1.45	7.18	
240-28436-2	DR-SB-202-06-08	09/10/2013 19:04	P1000010.D	1.45	7.18	
CCV 240-100869/12		09/10/2013 19:35	P1000012.D	1.45	7.18	

TCX = Tetrachloro-m-xylene
DCB = DCB Decachlorobiphenyl

TCX RT Limit = ± 0.1 minutes of surrogate RT
DCB RT Limit = ± 0.1 minutes of surrogate RT

Column used to flag values outside QC limits

FORM VIII 8082A

FORM VIII
PCBS ANALYTICAL SEQUENCE

Lab Name: TestAmerica Canton Job No.: 240-28436-1

SDG No.:

Sample No.: CCV 240-100869/3 Date Analyzed: 09/10/2013 17:17

Instrument ID: A2HP10 GC Column: CLP-2 ID: 0.53(mm)

Lab File ID (Standard): P1000003.D Heated Purge: (Y/N) N

Calibration ID: 17325

THE ANALYTICAL SEQUENCE OF BLANKS, SAMPLES, STANDARDS, MS/MSDs AND LCSs IS GIVEN BELOW:

				TCX	DCB	
				RT #	RT #	
CONTINUING CALIBRATION SURROGATE				1.96	8.45	
UPPER LIMIT				2.06	8.55	
LOWER LIMIT				1.86	8.35	
LAB SAMPLE ID	CLIENT SAMPLE ID	DATE ANALYZED	LAB FILE ID			
CCV 240-100869/3 CCVRT		09/10/2013 17:17	P1000003.D	1.96	8.45	
240-28436-1	DR-SB-202-02-04	09/10/2013 18:49	P1000009.D	1.96	8.45	
240-28436-2	DR-SB-202-06-08	09/10/2013 19:04	P1000010.D	1.96	8.45	
CCV 240-100869/12		09/10/2013 19:35	P1000012.D	1.96	8.45	

TCX = Tetrachloro-m-xylene
DCB = DCB Decachlorobiphenyl

TCX RT Limit = ± 0.1 minutes of surrogate RT
DCB RT Limit = ± 0.1 minutes of surrogate RT

Column used to flag values outside QC limits

FORM VIII 8082A

FORM VIII
PCBS ANALYTICAL SEQUENCE

Lab Name: TestAmerica Canton Job No.: 240-28436-1

SDG No.:

Sample No.: CCV 240-100738/3 Date Analyzed: 09/10/2013 02:21

Instrument ID: A2HP12 GC Column: CLP-1 ID: 0.53(mm)

Lab File ID (Standard): P1200003.D Heated Purge: (Y/N) N

Calibration ID: 17115

THE ANALYTICAL SEQUENCE OF BLANKS, SAMPLES, STANDARDS, MS/MSDs AND LCSs IS GIVEN BELOW:

				TCX	DCB	
				RT #	RT #	
CONTINUING CALIBRATION SURROGATE				1.25	6.59	
UPPER LIMIT				1.35	6.69	
LOWER LIMIT				1.15	6.49	
LAB SAMPLE ID	CLIENT SAMPLE ID	DATE ANALYZED	LAB FILE ID			
CCV 240-100738/3 CCVRT		09/10/2013 02:21	P1200003.D	1.25	6.59	
240-28436-5	DR-SB-205-06-08	09/10/2013 04:40	P1200012.D	1.25	6.60	
240-28436-6	DR-SB-205-10-12	09/10/2013 04:54	P1200013.D	1.25	6.59	
240-28436-8	DR-SB-206-08-10	09/10/2013 05:24	P1200015.D	1.25	6.59	
240-28436-9	DR-SB-207-02-04	09/10/2013 05:38	P1200016.D	1.25	6.59	
240-28436-10	DR-SB-207-10-12	09/10/2013 05:53	P1200017.D	1.25	6.59	
240-28436-11	DR-SB-208-04-06	09/10/2013 06:08	P1200018.D	1.25	6.59	
240-28436-12	DR-SB-208-08-10	09/10/2013 06:23	P1200019.D	1.25	6.59	
240-28436-13	DR-SB-209-04-06	09/10/2013 06:37	P1200020.D	1.25	6.59	
240-28436-14	DR-SB-209-08-10	09/10/2013 06:52	P1200021.D	1.25	6.59	
MB 240-100427/22-A		09/10/2013 07:07	P1200022.D	1.25	6.59	
CCV 240-100738/23		09/10/2013 07:21	P1200023.D	1.25	6.59	
240-28436-15	DR-SB-210-04-06	09/10/2013 07:36	P1200024.D	1.25	6.59	
240-28436-16	DR-SB-210-12-13	09/10/2013 07:51	P1200025.D	1.25	6.59	
240-28436-17	DR-SB-211-04-06	09/10/2013 08:05	P1200026.D	1.25	6.59	
240-28436-18	DR-SB-211-08-10	09/10/2013 08:20	P1200027.D	1.25	6.59	
240-28436-19	DR-SB-212-04-06	09/10/2013 08:34	P1200028.D	1.25	6.59	
240-28436-20	DR-SB-212-11-13	09/10/2013 08:49	P1200029.D	1.25	6.59	
240-28436-22	DR-SB-DUP01-0406	09/10/2013 09:03	P1200030.D	1.25	6.59	
240-28436-22 MS	DR-SB-DUP01-0406 MS	09/10/2013 09:18	P1200031.D	1.25	6.59	
240-28436-22 MSD	DR-SB-DUP01-0406 MSD	09/10/2013 09:33	P1200032.D	1.25	6.59	
LCS 240-100427/23-A		09/10/2013 09:47	P1200033.D	1.25	6.59	
CCV 240-100738/34		09/10/2013 10:02	P1200034.D	1.25	6.59	
240-28436-3	DR-SB-204-02-04	09/10/2013 11:42	P1200035.D	1.25	6.60	
240-28436-4	DR-SB-204-08-10	09/10/2013 11:56	P1200036.D	1.25	6.59	
240-28436-7	DR-SB-206-04-06	09/10/2013 12:10	P1200037.D	1.25	6.59	
CCV 240-100738/38		09/10/2013 12:25	P1200038.D	1.25	6.59	

TCX = Tetrachloro-m-xylene
DCB = DCB Decachlorobiphenyl

TCX RT Limit = ± 0.1 minutes of surrogate RT
DCB RT Limit = ± 0.1 minutes of surrogate RT

Column used to flag values outside QC limits

FORM VIII 8082A

FORM VIII
PCBS ANALYTICAL SEQUENCE

Lab Name: TestAmerica Canton Job No.: 240-28436-1

SDG No.:

Sample No.: CCV 240-100738/3 Date Analyzed: 09/10/2013 02:21

Instrument ID: A2HP12 GC Column: CLP-2 ID: 0.53(mm)

Lab File ID (Standard): P1200003.D Heated Purge: (Y/N) N

Calibration ID: 17116

THE ANALYTICAL SEQUENCE OF BLANKS, SAMPLES, STANDARDS, MS/MSDs AND LCSs IS GIVEN BELOW:

				TCX	DCB	
				RT #	RT #	
CONTINUING CALIBRATION SURROGATE				1.61	7.75	
UPPER LIMIT				1.71	7.85	
LOWER LIMIT				1.51	7.65	
LAB SAMPLE ID	CLIENT SAMPLE ID	DATE ANALYZED	LAB FILE ID			
CCV 240-100738/3 CCVRT		09/10/2013 02:21	P1200003.D	1.61	7.75	
240-28436-5	DR-SB-205-06-08	09/10/2013 04:40	P1200012.D	1.61	7.75	
240-28436-6	DR-SB-205-10-12	09/10/2013 04:54	P1200013.D	1.61	7.75	
240-28436-8	DR-SB-206-08-10	09/10/2013 05:24	P1200015.D	1.62	7.75	
240-28436-9	DR-SB-207-02-04	09/10/2013 05:38	P1200016.D	1.61	7.75	
240-28436-10	DR-SB-207-10-12	09/10/2013 05:53	P1200017.D	1.61	7.75	
240-28436-11	DR-SB-208-04-06	09/10/2013 06:08	P1200018.D	1.61	7.75	
240-28436-12	DR-SB-208-08-10	09/10/2013 06:23	P1200019.D	1.61	7.75	
240-28436-13	DR-SB-209-04-06	09/10/2013 06:37	P1200020.D	1.61	7.75	
240-28436-14	DR-SB-209-08-10	09/10/2013 06:52	P1200021.D	1.61	7.75	
MB 240-100427/22-A		09/10/2013 07:07	P1200022.D	1.61	7.75	
CCV 240-100738/23		09/10/2013 07:21	P1200023.D	1.61	7.75	
240-28436-15	DR-SB-210-04-06	09/10/2013 07:36	P1200024.D	1.62	7.75	
240-28436-16	DR-SB-210-12-13	09/10/2013 07:51	P1200025.D	1.61	7.75	
240-28436-17	DR-SB-211-04-06	09/10/2013 08:05	P1200026.D	1.61	7.75	
240-28436-18	DR-SB-211-08-10	09/10/2013 08:20	P1200027.D	1.61	7.75	
240-28436-19	DR-SB-212-04-06	09/10/2013 08:34	P1200028.D	1.61	7.75	
240-28436-20	DR-SB-212-11-13	09/10/2013 08:49	P1200029.D	1.61	7.75	
240-28436-22	DR-SB-DUP01-0406	09/10/2013 09:03	P1200030.D	1.61	7.75	
240-28436-22 MS	DR-SB-DUP01-0406 MS	09/10/2013 09:18	P1200031.D	1.61	7.75	
240-28436-22 MSD	DR-SB-DUP01-0406 MSD	09/10/2013 09:33	P1200032.D	1.61	7.75	
LCS 240-100427/23-A		09/10/2013 09:47	P1200033.D	1.61	7.75	
CCV 240-100738/34		09/10/2013 10:02	P1200034.D	1.61	7.75	
240-28436-3	DR-SB-204-02-04	09/10/2013 11:42	P1200035.D	1.61	7.75	
240-28436-4	DR-SB-204-08-10	09/10/2013 11:56	P1200036.D	1.61	7.75	
240-28436-7	DR-SB-206-04-06	09/10/2013 12:10	P1200037.D	1.61	7.75	
CCV 240-100738/38		09/10/2013 12:25	P1200038.D	1.61	7.75	

TCX = Tetrachloro-m-xylene
DCB = DCB Decachlorobiphenyl

TCX RT Limit = ± 0.1 minutes of surrogate RT
DCB RT Limit = ± 0.1 minutes of surrogate RT

Column used to flag values outside QC limits

FORM VIII 8082A

SAMPLE ID DR-SB-212-11-13

SAMPLE CALC for trichloroethene

IS AREA	DILUTION	COMPOUND OF INTEREST AREA	IS AMOUNT (ug/L)	Final Extract Volume (mL)	AVE RRF	CONCENTRATION PPB
1514500	25	1028804	50	5	0.2075	191587.44

Sample Volume (g)
5.92

Percent Solids
90.2

SAMPLE ID DR-SB-206-08-10

SAMPLE CALC for phenanthrene

IS AREA	DILUTION	COMPOUND OF INTEREST AREA	IS AMOUNT (ng/uL)	Final Extract Volume (mL)	AVE RRF	CONCENTRATION PPB
881065	2	3363920	4	2	1.0401	2216.76

Sample Volume (g)
30.28

Percent Solids
87.5

Sample Calculation

FORM I

GC/MS VOA ORGANICS ANALYSIS DATA SHEET

Lab Name: TestAmerica Canton | Job No.: 240-28436-1

SDG No.:

Client Sample ID: DR-SB-212-11-13 | Lab Sample ID: 240-28436-20

Matrix: Solid | Lab File ID: UX87250.D

Analysis Method: 8260B | Date Collected: 08/27/2013 14:15

Sample wt/vol: 5.92(g) | Date Analyzed: 09/06/2013 13:27

Soil Aliquot Vol: 100 (uL) | Dilution Factor: 25

Soil Extract Vol.: 5(mL) | GC Column: DB-624 ID: 0.18(mm)

% Moisture: 9.8 | Level: (low/med) Medium

Analysis Batch No.: 100346 | Units: ug/Kg

CAS NO.	COMPOUND NAME	RESULT	Q	RL	MDL
56-23-5	Carbon tetrachloride	5900	U	5900	150
108-90-7	Chlorobenzene	5900	U	5900	150
75-00-3	Chloroethane	5900	U	5900	1400
67-66-3	Chloroform	1700	J	5900	210
74-87-3	Chloromethane	5900	U	5900	330
156-59-2	cis-1,2-Dichloroethene	39000		5900	160
10061-01-5	cis-1,3-Dichloropropene	5900	U	5900	190
124-48-1	Dibromochloromethane	5900	U	5900	280
74-95-3	Dibromomethane	5900	U	5900	330
75-71-8	Dichlorodifluoromethane	5900	U	5900	370
108-20-3	Diisopropyl ether	12000	U	12000	1200
100-41-4	Ethylbenzene	5900	U	5900	130
637-92-3	Ethyl-t-butyl ether (ETBE)	5900	U	5900	5.2
87-68-3	Hexachlorobutadiene	5900	U	5900	330
98-82-8	Isopropylbenzene	5900	U	5900	150
1634-04-4	Methyl tert-butyl ether	5900	U	5900	170
75-09-2	Methylene Chloride	3000	J	5900	1800
179601-23-1	m-Xylene & p-Xylene	5900	U	5900	150
91-20-3	Naphthalene	5900	U	5900	160
104-51-8	n-Butylbenzene	5900	U	5900	190
103-65-1	n-Propylbenzene	5900	U	5900	330
95-47-6	o-Xylene	5900	U	5900	200
99-87-6	p-Isopropyltoluene	5900	U	5900	110
135-98-8	sec-Butylbenzene	5900	U	5900	110
100-42-5	Styrene	5900	U	5900	130
994-05-8	Tert-amyl-methyl ether (TAME)	5900	U	5900	8.7
75-65-0	tert-Butyl alcohol	230000	U	230000	5600
98-06-6	tert-Butylbenzene	5900	U	5900	150
127-18-4	Tetrachloroethene	5900	U	5900	280
108-88-3	Toluene	1900	J	5900	400
156-60-5	trans-1,2-Dichloroethene	5900	U	5900	220
10061-02-6	trans-1,3-Dichloropropene	5900	U	5900	470
79-01-6	Trichloroethene	190000		5900	230
75-69-4	Trichlorofluoromethane	5900	U	5900	370
108-05-4	Vinyl acetate	12000	U	12000	540
75-01-4	Vinyl chloride	5900	U	5900	420

Report Date: 07-Sep-2013 02:23:16 Chrom Revision: 2.0 01-Apr-2013 21:16:10

TestAmerica Canton
Target Compound Quantitation Report

Sample Calculation

Data File: \\Ncchrom\ChromData\A3UX8\20130906-23203.b\UX87250.D
Lims ID: 240-28436-A-20-A Client ID: DR-SB-212-11-13
Inject. Date: 06-Sep-2013 13:27:30 Dil. Factor: 25.0000
Sample Type: Client
Sample ID: 240-0023203-033
Misc. Info.: M30906A,8260SUX8,,402279 =M30906A,8260SUX8,,402279
Operator: 402279 Instrument ID: A3UX8
Purge Vol: 5.000 mL ALS Bottle#: 32
Lims Batch ID: 100346 Lims Sample ID: 33
Detector: MS SCAN

Method: \\Ncchrom\ChromData\A3UX8\20130906-23203.b\8260_8.m
Last Update: 07-Sep-2013 02:23:01 Calib Date: 04-Sep-2013 06:05:30
Quant Method: Internal Standard Quant By: Initial Calibration
Last ICal File: \\Ncchrom\ChromData\A3UX8\20130904-23120.b\UX87170.D
Limit Group: MSV 8260B ICAL
Integrator: RTE ID Type: Deconvolution ID
Column Type: DB-624 Column Dia: 0.18 mm
Process Host: XAWRK014

First Level Reviewer: latat Date: 07-Sep-2013 02:18:37

Compound	Sig	RT	EXP RT	DLT RT	Q	Response	On-Col Amt ug/l	Flags
* 1 Fluorobenzene	96	5.157	5.148	0.009	99	1514500	50.0	
* 2 Chlorobenzene-d5	117	7.677	7.680	-0.003	89	926916	50.0	
* 3 1,4-Dichlorobenzene-d4	152	9.878	9.869	0.009	98	418468	50.0	
$ 5 Dibromofluoromethane (Surr)	113	4.625	4.627	-0.002	49	23240	1.73	
$ 6 1,2-Dichloroethane-d4 (Surr)	65	4.885	4.888	-0.003	90	31748	2.03	
$ 7 Toluene-d8 (Surr)	98	6.423	6.426	-0.003	84	86199	1.18	
$ 8 4-Bromofluorobenzene (Surr)	95	8.754	8.757	-0.003	82	30362	0.9852	
19 Dichlorodifluoromethane	85		1.574					
20 Chloromethane	50		1.752					
21 Vinyl chloride	62		1.870					9
22 Bromomethane	94		2.190					
23 Chloroethane	64		2.284					
25 Trichlorofluoromethane	101		2.497					
28 1,1-Dichloroethene	96		2.923					
29 1,1,2-Trichloro-1,2,2-trifluoroe	151		2.947					
30 Acetone	43		2.959					
33 Carbon disulfide	76		3.113					
37 Methylene Chloride	84	3.299	3.302	-0.003	91	68207	2.60	
38 2-Methyl-2-propanol	59		3.373					
40 trans-1,2-Dichloroethene	96		3.515					9
41 Methyl tert-butyl ether	73		3.515					
43 1,1-Dichloroethane	63		3.834					
44 Vinyl acetate	86		3.858					
45 Isopropyl ether	87		3.878					
47 Tert-butyl ethyl ether	59		4.150					
48 cis-1,2-Dichloroethene	96	4.270	4.272	-0.002	80	226016	33.0	
49 2-Butanone (MEK)	43		4.272					
50 2,2-Dichloropropane	77		4.284					
54 Chlorobromomethane	128		4.450					
56 Chloroform	83	4.506	4.509	-0.003	52	14826	1.42	

 Sample Calculation

Compound	Sig	RT	EXP RT	DLT RT	Q	Response	On-Col Amt ug/l	Flags
57 1,1,1-Trichloroethane	97		4.663					
59 1,1-Dichloropropene	75		4.781					
60 Carbon tetrachloride	117		4.793					
63 1,2-Dichloroethane	62		4.947					
62 Benzene	78		4.947					9
64 Tert-amyl methyl ether	73		5.014					
67 Trichloroethene	130	5.441	5.444	-0.003	98	1028804	163.7	
70 1,2-Dichloropropane	63		5.621					
73 Dibromomethane	93		5.704					
74 Dichlorobromomethane	83		5.822					
76 2-Chloroethyl vinyl ether	63		6.047					
77 cis-1,3-Dichloropropene	75		6.189					
78 4-Methyl-2-pentanone (MIBK)	43		6.296					
79 Toluene	91	6.482	6.485	-0.003	75	40372	1.60	
80 trans-1,3-Dichloropropene	75		6.639					
84 Tetrachloroethene	164		6.958					
83 1,3-Dichloropropane	76		6.958					
85 2-Hexanone	43		7.006					
87 Chlorodibromomethane	129		7.159					
89 Ethylene Dibromide	107		7.278					
91 Chlorobenzene	112		7.704					
92 1,1,1,2-Tetrachloroethane	131		7.775					
93 Ethylbenzene	106		7.798					
94 m-Xylene & p-Xylene	106		7.905					9
95 o-Xylene	106		8.272					
96 Styrene	104		8.284					
97 Bromoform	173		8.461					
98 Isopropylbenzene	105		8.615					
101 1,1,2,2-Tetrachloroethane	83		8.875					
102 Bromobenzene	156		8.911					
104 1,2,3-Trichloropropane	110		8.923					
105 N-Propylbenzene	120		9.005					
106 2-Chlorotoluene	126		9.088					
108 4-Chlorotoluene	126		9.195					
109 tert-Butylbenzene	119		9.491					
110 1,2,4-Trimethylbenzene	105		9.526					
111 sec-Butylbenzene	105		9.704					
112 1,3-Dichlorobenzene	146		9.810					
113 4-Isopropyltoluene	119		9.834					
114 1,4-Dichlorobenzene	146		9.893					
115 1,2,3-Trimethylbenzene	105		9.948					
117 n-Butylbenzene	91		10.236					
118 1,2-Dichlorobenzene	146		10.260					
119 1,2-Dibromo-3-Chloropropane	157		11.029					
121 1,2,4-Trichlorobenzene	180		11.857					
122 Hexachlorobutadiene	225		12.035					
123 Naphthalene	128		12.106					
124 1,2,3-Trichlorobenzene	180		12.354					
S 129 Xylenes, Total	106		16.530					

FORM VI
GC/MS VOA INITIAL CALIBRATION DATA
INTERNAL STANDARD CURVE EVALUATION

Sample Calculation

Lab Name: TestAmerica Canton Job No.: 240-28436-1 Analy Batch No.: 100002

SDG No.:

Instrument ID: A3UX8 GC Column: DB-624 ID: 0.18(mm) Heated Purge: (Y/N) Y

Calibration Start Date: 09/04/2013 01:29 Calibration End Date: 09/04/2013 03:58 Calibration ID: 17222

ANALYTE	RRF					CURVE TYPE	COEFFICIENT			#	MIN RRF	%RSD	#	MAX %RSD	R^2 OR COD	#	MIN R^2 OR COD
	LVL 1 LVL 6	LVL 2 LVL 7	LVL 3 LVL 8	LVL 4	LVL 5		B	M1	M2								
Isobutyl alcohol	+++++ 0.0077	+++++ 0.0061	0.0051 0.0065	0.0061	0.0062	Ave		0.0063				14.0		15.0			
1,2-Dichloroethane	0.2798 0.3118	0.2957 0.2771	0.2676 0.2937	0.2779	0.2697	Ave		0.2842				5.3		15.0			
Benzene	0.7818 0.7983	0.8208 0.7450	0.7346 0.7757	0.7371	0.7383	Ave		0.7665				4.2		15.0			
n-Heptane	+++++ 0.0641	+++++ 0.0647	0.0519 0.0669	0.0605	0.0581	Ave		0.0610				8.9		15.0			
Trichloroethene	0.2379 0.2084	0.2218 0.1996	0.1934 0.2090	0.1924	0.1972	Ave		0.2075				7.6		15.0			
Methylcyclohexane	0.3031 0.3282	0.3648 0.3296	0.2833 0.3405	0.2860	0.3102	Ave		0.3182				8.8		15.0			
1,2-Dichloropropane	0.1689 0.2039	0.1942 0.1858	0.1777 0.1934	0.1820	0.1815	Ave		0.1859				5.9		15.0			
1,4-Dioxane	+++++ 0.0024	0.0019 0.0020	0.0019 0.0024	0.0020	0.0018	Ave		0.0021				12.0		15.0			
Dibromomethane	0.1218 0.1312	0.1222 0.1182	0.1060 0.1265	0.1137	0.1084	Ave		0.1185				7.4		15.0			
Bromodichloromethane	+++++ 0.2620	0.1858 0.2453	0.1928 0.2689	0.2146	0.2148	Ave		0.2263				15.0		15.0			
2-Chloroethyl vinyl ether	+++++ 0.1290	0.0959 0.1166	0.0934 0.1268	0.1060	0.1024	Ave		0.1100				13.0		15.0			
cis-1,3-Dichloropropene	0.1893 0.2985	0.2165 0.2840	0.1974 0.3057	0.2288	0.2394	Lin1	-0.217	0.2961							0.9960		0.9900
4-Methyl-2-pentanone	+++++ 0.2069	0.1585 0.1692	0.1440 0.1823	0.1707	0.1721	Ave		0.1720				11.0		15.0			
Toluene	+++++ 1.4340	+++++ 1.3243	1.3730 1.4148	1.3093	1.3143	Ave		1.3616				4.0		15.0			
trans-1,3-Dichloropropene	0.2151 0.4110	0.2556 0.3827	0.2546 0.4363	0.2993	0.3074	Lin1	-0.395	0.4134							0.9920		0.9900
Ethyl methacrylate	0.2026 0.4476	0.2580 0.3890	0.2613 0.4359	0.3335	0.3320	Lin1	-0.377	0.4213							0.9940		0.9900
1,1,2-Trichloroethane	0.3113 0.3130	0.2960 0.2756	0.2686 0.3038	0.2846	0.2698	Ave		0.2904				6.3		15.0			
1,3-Dichloropropane	+++++ 0.5209	0.4738 0.4507	0.4283 0.4927	0.4713	0.4394	Ave		0.4682				6.8		15.0			
Tetrachloroethene	0.2287 0.2474	0.2560 0.2405	0.2065 0.2515	0.2240	0.2330	Ave		0.2359				6.9		15.0			
2-Hexanone	+++++ 0.2344	0.1701 0.1879	0.1505 0.2125	0.1861	0.1906	Ave		0.1903				14.0		15.0			

Note: The m1 coefficient is the same as Ave RRF for an Ave curve type.

Sample Calculation

FORM I

GC/MS SEMI VOA ORGANICS ANALYSIS DATA SHEET

Lab Name: TestAmerica Canton | Job No.: 240-28436-1

SDG No.:

Client Sample ID: DR-SB-206-08-10 | Lab Sample ID: 240-28436-8

Matrix: Solid | Lab File ID: 30911028.D

Analysis Method: 8270D | Date Collected: 08/27/2013 11:10

Extract. Method: 3540C | Date Extracted: 09/06/2013 09:50

Sample wt/vol: 30.28(g) | Date Analyzed: 09/11/2013 20:19

Con. Extract Vol.: 2(mL) | Dilution Factor: 2

Injection Volume: 1(uL) | Level: (low/med) Low

% Moisture: 12.5 | GPC Cleanup:(Y/N) N

Analysis Batch No.: 100975 | Units: ug/Kg

CAS NO.	COMPOUND NAME	RESULT	Q	RL	MDL
111-44-4	Bis(2-chloroethyl)ether	230	U	230	4.5
117-81-7	Bis(2-ethylhexyl) phthalate	160	U	160	43
85-68-7	Butyl benzyl phthalate	160	U	160	23
105-60-2	Caprolactam	750	U	750	84
86-74-8	Carbazole	110	U	110	61
218-01-9	Chrysene	610		15	2.5
84-74-2	Di-n-butyl phthalate	160	U	160	34
117-84-0	Di-n-octyl phthalate	160	U	160	18
53-70-3	Dibenzo(a,h)anthracene	59		15	1.5
132-64-9	Dibenzofuran	120		110	1.5
84-66-2	Diethyl phthalate	160	U	160	36
131-11-3	Dimethyl phthalate	160	U	160	39
206-44-0	Fluoranthene	1400		15	1.2
86-73-7	Fluorene	560		15	1.2
118-74-1	Hexachlorobenzene	15	U	15	4.8
87-68-3	Hexachlorobutadiene	110	U	110	13
77-47-4	Hexachlorocyclopentadiene	750	U	750	18
67-72-1	Hexachloroethane	110	U	110	20
193-39-5	Indeno[1,2,3-cd]pyrene	180		15	0.79
78-59-1	Isophorone	110	U	110	29
621-64-7	N-Nitrosodi-n-propylamine	110	U	110	14
62-75-9	N-Nitrosodimethylamine	230	U	230	36
86-30-6	N-Nitrosodiphenylamine	110	U	110	48
91-20-3	Naphthalene	180		15	1.9
98-95-3	Nitrobenzene	230	U	230	5.0
87-86-5	Pentachlorophenol	340	U	340	21
85-01-8	Phenanthrene	2200		15	1.7
108-95-2	Phenol	110	U	110	17
129-00-0	Pyrene	1400		15	1.0
108-60-1	2,2'-oxybis[1-chloropropane]	230	U	230	22
606-20-2	2,6-Dinitrotoluene	450	U	450	48
100-02-7	4-Nitrophenol	750	U	750	39

Report Date: 12-Sep-2013 08:58:35 Chrom Revision: 2.1 01-Aug-2013 12:45:24

TestAmerica Canton
Target Compound Quantitation Report

Sample Calculation

Data File:	\\Ncchrom\ChromData\A4HP7\20130911-23368.b\30911028.D		
Lims ID:	240-28436-H-8-B	Client ID:	DR-SB-206-08-10
Inject. Date:	11-Sep-2013 20:19:30	Dil. Factor:	2.0000
Sample Type:	Client		
Sample ID:	240-0023368-028		
Misc. Info.:	240-28436-H-8-B		
Operator:	001710	Instrument ID:	A4HP7
Injection Vol:	1.0 ul	ALS Bottle#:	28
Lims Batch ID:	100975	Lims Sample ID:	28
Detector:	MS SCAN		
Method:	\\Ncchrom\ChromData\A4HP7\20130911-23368.b\8270_hp7.m		
Last Update:	12-Sep-2013 08:58:34	Calib Date:	06-Sep-2013 02:38:30
Quant Method:	Internal Standard	Quant By:	Initial Calibration
Last ICal File:	\\Ncchrom\ChromData\A4HP7\20130905-23193.b\30905028.D		
Limit Group:	MSS 8270D ICAL		
Integrator:	RTE	ID Type:	RT Order ID
Column Type:	5% phenyl	Column Dia:	0.18 mm
Process Host:	XAWRK048		

First Level Reviewer: gruberj Date: 12-Sep-2013 08:54:31

Compound	Sig	RT	ADJ RT	DLT RT	Q	Response	On-Col Amt ng/ul	Flags
* 1 1,4-Dichlorobenzene-d4	152	6.184	6.184	0.0	97	197382	4.00	
* 2 Naphthalene-d8	136	7.312	7.318	-0.006	100	797265	4.00	
* 3 Acenaphthene-d10	164	8.821	8.826	-0.005	93	494118	4.00	
* 4 Phenanthrene-d10	188	10.083	10.083	0.0	98	881065	4.00	
* 5 Chrysene-d12	240	12.768	12.768	0.0	98	1112759	4.00	
* 6 Perylene-d12	264	14.966	14.945	0.021	97	1069648	4.00	
$ 7 2-Fluorophenol	112	4.932	4.921	0.011	91	260497	4.04	
$ 8 Phenol-d5	99	5.820	5.815	0.005	94	347134	3.99	
$ 9 Nitrobenzene-d5	82	6.671	6.671	0.0	88	304631	3.53	
$ 10 2-Fluorobiphenyl (Surr)	172	8.227	8.227	0.0	100	612761	3.98	
$ 11 2,4,6-Tribromophenol	330	9.484	9.489	-0.005	86	74731	4.12	
$ 12 Terphenyl-d14	244	11.479	11.479	0.0	98	874639	4.79	
24 1,4-Dioxane	88		2.659					
25 N-Nitrosodimethylamine	74		3.189					
40 Benzaldehyde	77		5.783					
41 Phenol	94		5.825					
44 Bis(2-chloroethyl)ether	93		5.927					
46 2-Chlorophenol	128		5.991					
51 2-Methylphenol	108		6.382					
52 2,2'-oxybis[1-chloropropane]	45		6.414					
191 3 & 4 Methylphenol	108		6.515					
56 N-Nitrosodi-n-propylamine	70		6.526					
57 Acetophenone	105		6.537					
60 Hexachloroethane	117		6.649					
61 Nitrobenzene	77		6.692					
63 Isophorone	82		6.895					
65 2-Nitrophenol	139		6.970					
64 2,4-Dimethylphenol	107		6.986					
68 Bis(2-chloroethoxy)methane	93		7.066					
71 2,4-Dichlorophenol	162		7.179					

Sample Calculation

Compound	Sig	RT	ADJ RT	DLT RT	Q	Response	On-Col Amt ng/ul	Flags
73 Naphthalene	128	7.334	7.334	0.0	95	233323	1.19	
74 4-Chloroaniline	127		7.360					
77 Hexachlorobutadiene	225		7.435					
83 Caprolactam	113		7.655					
84 4-Chloro-3-methylphenol	107		7.756					
85 2-Methylnaphthalene	142	7.927	7.927	0.0	87	81233	0.6165	
88 Hexachlorocyclopentadiene	237		8.066					
90 2,4,6-Trichlorophenol	196		8.157					
91 2,4,5-Trichlorophenol	196		8.190					
95 1,1'-Biphenyl	154	8.313	8.318	-0.005	93	30627	0.1778	
98 2-Chloronaphthalene	162		8.350					
100 2-Nitroaniline	65		8.414					
103 Dimethyl phthalate	163		8.553					
105 2,6-Dinitrotoluene	165		8.612					
107 Acenaphthylene	152	8.703	8.708	-0.005	94	68296	0.3305	
108 3-Nitroaniline	138		8.756					
109 2,4-Dinitrophenol	184		8.847					
110 Acenaphthene	153	8.847	8.853	-0.006	93	242417	1.75	
111 4-Nitrophenol	109		8.874					
112 2,4-Dinitrotoluene	165		8.954					
114 Dibenzofuran	168	8.992	8.997	-0.005	94	141249	0.7623	
119 Diethyl phthalate	149		9.147					
121 4-Chlorophenyl phenyl ether	204		9.270					
123 4-Nitroaniline	138		9.275					
124 Fluorene	166	9.281	9.286	-0.005	94	567372	3.68	
126 4,6-Dinitro-2-methylphenol	198		9.302					
130 N-Nitrosodiphenylamine	169		9.361					
137 4-Bromophenyl phenyl ether	248		9.687					
139 Hexachlorobenzene	284		9.762					
140 Atrazine	200		9.789					
141 Pentachlorophenol	266		9.912					
146 Phenanthrene	178	10.104	10.104	0.0	97	3363920	14.7	
147 Anthracene	178	10.147	10.147	0.0	96	798884	3.43	
149 Carbazole	167	10.265	10.265	0.0	86	52598	0.2592	
151 Di-n-butyl phthalate	149		10.516					
157 Fluoranthene	202	11.147	11.137	0.010	97	2344381	9.11	
160 Pyrene	202	11.367	11.361	0.006	98	2870316	9.60	
166 Butyl benzyl phthalate	149		11.982					
173 3,3'-Dichlorobenzidine	252		12.682					
171 Bis(2-ethylhexyl) phthalate	149		12.704					
175 Benzo[a]anthracene	228	12.752	12.752	0.0	98	961488	3.30	
176 Chrysene	228	12.805	12.800	0.005	96	1111045	4.07	
178 Di-n-octyl phthalate	149		13.661					
180 Benzo[b]fluoranthene	252	14.351	14.340	0.011	91	873690	3.13	
181 Benzo[k]fluoranthene	252	14.389	14.383	0.006	98	289301	0.9495	M
182 Benzo[a]pyrene	252	14.875	14.859	0.016	72	761815	2.79	
186 Indeno[1,2,3-cd]pyrene	276	16.763	16.721	0.042	94	359255	1.17	
187 Dibenz(a,h)anthracene	278	16.779	16.747	0.032	45	101309	0.3875	
188 Benzo[g,h,i]perylene	276	17.277	17.234	0.043	71	360984	1.40	

FORM VI
GC/MS SEMI VOA INITIAL CALIBRATION DATA
INTERNAL STANDARD CURVE EVALUATION

Sample Calculation

Lab Name: TestAmerica Canton Job No.: 240-28436-1 Analy Batch No.: 100302

SDG No.:

Instrument ID: A4HP7 GC Column: RXI-5SILMS ID: 0.45(mm) Heated Purge: (Y/N) N

Calibration Start Date: 09/05/2013 15:47 Calibration End Date: 09/05/2013 19:11 Calibration ID: 17254

ANALYTE	RRF					CURVE TYPE	COEFFICIENT			#	MIN RRF	%RSD	#	MAX %RSD	R^2 OR COD	#	MIN R^2 OR COD
	LVL 1 LVL 6	LVL 2 LVL 7	LVL 3 LVL 8	LVL 4 LVL 9	LVL 5		B	M1	M2								
4-Chlorophenyl phenyl ether	0.6105	0.6016 0.6296	0.5734 0.6909	0.6178 0.6824	0.5840	Ave		0.6238			0.4000	6.9		20.0			
4-Nitroaniline	0.2911	0.2132 0.2955	0.2554 0.3217	0.2835 0.3259	0.2626	Ave		0.2811			0.0100	13.0		20.0			
Fluorene	1.2141 1.2233	1.1793 1.2772	1.2016 1.3806	1.2013 1.3824	1.1674	Ave		1.2474			0.9000	6.6		20.0			
4,6-Dinitro-2-methylphenol	0.1402	0.0662 0.1493	0.0782 0.1654	0.1010 0.1605	0.1128	Lin1	-0.148	0.1584			0.0100				0.9930		0.9900
N-Nitrosodiphenylamine	0.5363	0.5026 0.5484	0.4891 0.5752	0.4987 0.5276	0.4985	Ave		0.5221			0.0100	5.8		20.0			
1,2-Diphenylhydrazine(as Azobenzene)	0.8514	0.7969 0.8578	0.7876 0.9249	0.7928 0.8827	0.8013	Ave		0.8368				6.0		20.0			
Azobenzene	0.8514	0.7969 0.8578	0.7876 0.9249	0.7917 0.8827	0.8013	Ave		0.8368				6.0		20.0			
4-Bromophenyl phenyl ether	0.2003	0.1797 0.2021	0.1819 0.2210	0.1836 0.2179	0.1866	Ave		0.1966			0.1000	8.3		20.0			
Hexachlorobenzene	0.2053 0.1964	0.1782 0.1992	0.1899 0.2216	0.1861 0.2207	0.1826	Ave		0.1978			0.1000	7.9		20.0			
Atrazine	0.1815	0.1889 0.1760	0.1887 0.1867	0.1750 0.1777	0.1813	Ave		0.1820			0.0100	3.1		20.0			
Pentachlorophenol	0.1429	0.1096 0.1472	0.1117 0.1632	0.1168 0.1585	0.1300	Ave		0.1350			0.0500	16.0		20.0			
Phenanthrene	1.1771 1.0427	0.9608 1.0515	0.9787 1.1474	0.9858 1.0282	0.9888	Ave		1.0401			0.7000	7.3		20.0			
Anthracene	1.1796 1.0505	0.9709 1.0960	0.9808 1.1568	0.9829 1.0915	0.9977	Ave		1.0563			0.7000	7.5		20.0			
Carbazole	0.9137	0.8860 0.9376	0.9023 1.0350	0.8930 0.9563	0.8462	Ave		0.9213			0.0100	6.2		20.0			
Di-n-butyl phthalate	1.1504	0.9854 1.1933	0.9905 1.2364	0.9710 1.1351	1.0389	Ave		1.0876			0.0100	9.5		20.0			
Fluoranthene	1.2708 1.1643	1.0474 1.2243	1.0853 1.3485	1.0597 1.2446	1.0753	Ave		1.1689			0.6000	9.3		20.0			
Benzidine	0.1944	0.1790 +++++	0.1860 +++++	0.2178 +++++	0.1785	Ave		0.1911				8.5		20.0			
Pyrene	1.1930 1.0520	1.0028 1.0643	1.0547 1.1753	1.0140 1.1037	1.0157	Ave		1.0751			0.6000	6.4		20.0			
Butyl benzyl phthalate	0.4499	0.3765 0.4499	0.4022 0.4944	0.4262 0.4882	0.4320	Ave		0.4399			0.0100	9.1		20.0			
3,3'-Dichlorobenzidine	0.3517	0.2636 0.3624	0.2985 0.3971	0.3161 0.3997	0.3223	Ave		0.3389			0.0100	14.0		20.0			

Note: The m1 coefficient is the same as Ave RRF for an Ave curve type.

Sample Calculation

FORM I

GC VOA ORGANICS ANALYSIS DATA SHEET

Lab Name: TestAmerica Canton | Job No.: 240-28436-1

SDG No.:

Client Sample ID: DR-SB-212-11-13 | Lab Sample ID: 240-28436-20

Matrix: Solid | Lab File ID: YF090407.D

Analysis Method: 8015C | Date Collected: 08/27/2013 14:15

Sample wt/vol: 3.05(g) | Date Analyzed: 09/04/2013 17:54

Soil Aliquot Vol: | Dilution Factor: 1

Soil Extract Vol.: | GC Column: RTX-VRX ID: 0.45(mm)

% Moisture: 9.8 | Level: (low/med) Low

Analysis Batch No.: 100117 | Units: ug/Kg

CAS NO.	COMPOUND NAME	RESULT	Q	RL	MDL
8006-61-9	Total Petroleum Hydrocarbons (C6-C10)	1800		180	84

CAS NO.	SURROGATE	%REC	Q	LIMITS
98-08-8	Trifluorotoluene (Surr)	114		10-150

$$\frac{186979819}{188484.161} * \frac{5mL}{3.05g} * \frac{1}{0.902} = 1802.9\ ug/kg$$

TestAmerica Canton
Target Compound Quantitation Report

Sample Calculation

Data File:	\\Ncchrom\ChromData\YPID\20130904-23149.b\YF090407.D		
Lims ID:	240-28436-F-20-C	Client ID:	DR-SB-212-11-13
Inject. Date:	04-Sep-2013 17:54:49	Dil. Factor:	1.0000
Sample Type:	Client		
Sample ID:	240-0023149-007		
Misc. Info.:			
Operator:	402582	Instrument ID:	YPID
Purge Vol:	5.000 mL	ALS Bottle#:	1
Lims Batch ID:	100117	Lims Sample ID:	7
Detector 1 :	GC ELC2B		
Detector 2 :	GC FID1A		
Method:	\\Ncchrom\ChromData\YPID\20130904-23149.b\Y80158021.m		
Last Update:	05-Sep-2013 09:26:21	Calib Date:	21-Aug-2013 15:19:55
Quant Method:	External Standard	Quant By:	Initial Calibration
Last ICal File:	\\Ncchrom\ChromData\YPID\20130821-22702.b\YF082110.D		
Limit Group:	GCV 8015C GRO ICAL		
Integrator:	Falcon		
Column Type:		Column Dia:	
Process Host:	XAWRK026		

First Level Reviewer: shockr Date: 05-Sep-2013 09:04:47

Compound	Det	RT	EXP RT	DLT RT	Response	On-Col Amt ug/l	Flags
$ 16 Trifluorotoluene (Surr)	2	9.830	9.830	0.0	1956997	11.4	
A 5 C6-C10	2	12.041	5.092 - 18.991		186979819	992.0	M

QC Flag Legend

Review Flags
M - Manually Integrated

Sample Calculations

FORM VI
GC VOA INITIAL CALIBRATION DATA
EXTERNAL STANDARD CURVE EVALUATION

Lab Name: TestAmerica Canton Job No.: 240-28436-1 Analy Batch No.: 98316

SDG No.:

Instrument ID: YPID GC Column: RTX-VRX ID: 0.45(mm) Heated Purge: (Y/N) N

Calibration Start Date: 08/21/2013 11:53 Calibration End Date: 08/21/2013 15:19 Calibration ID: 17011

Calibration Files:

LEVEL:	LAB SAMPLE ID:	LAB FILE ID:
Level 1	STD1 240-98316/5	YF082105.D
Level 2	STD2 240-98316/6	YF082106.D
Level 3	STD3 240-98316/7	YF082107.D
Level 4	STD4 240-98316/8	YF082108.D
Level 5	STD5 240-98316/9	YF082109.D
Level 6	STD6 240-98316/10	YF082110.D

ANALYTE	CF				CURVE TYPE	COEFFICIENT			#	MIN CF	%RSD	#	MAX %RSD	R^2 OR COD	#	MIN R^2 OR COD
	LVL 1 LVL 5	LVL 2 LVL 6	LVL 3	LVL 4		B	M1	M2								
Total Petroleum Hydrocarbons (C6-C10)	218793 178073	200683 168402	185221	179733	Ave		188484.161				9.7		20.0			
C6-C12	253410 192449	217081 182497	201115	194347	Ave		206816.484				12.0		20.0			
Trifluorotoluene (Surr)	208336 165275	165005 153793	163672	170026	Ave		171017.973				11.0		20.0			

Note: The m1 coefficient is the same as Ave CF for an Ave curve type.

Tetra Tech **INTERNAL CORRESPONDENCE**

TO: **A. MCGIVNEY** **DATE: OCTOBER 22, 2013**

FROM: **TERRI L. SOLOMON** **COPIES: DV FILE**

SUBJECT: **INORGANIC DATA VALIDATION – SELECT METALS, HEXAVALENT CHROMIUM**
TAXIWAY TANGO
SAMPLE DELIVERY GROUP (SDG) – 240-28436-1

SAMPLES: 21/Soil/

DR-SB-202-0204	DR-SB-202-06-08	DR-SB-204-02-04
DR-SB-204-08-10	DR-SB-205-06-08	DR-SB-205-10-12
DR-SB-206-04-06	DR-SB-206-08-10	DR-SB-207-02-04
DR-SB-207-10-12	DR-SB-208-04-06	DR-SB-208-08-10
DR-SB-209-04-06	DR-SB-209-08-10	DR-SB-210-04-06
DR-SB-210-12-13	DR-SB-211-04-06	DR-SB-211-08-10
DR-SB-212-04-06	DR-SB-212-11-13	DR-SB-DUP01-0406

Overview

The sample set for Taxiway Tango, SDG 240-28436-1, consists of twenty-one (21) soil environmental samples. One (1) field duplicate pair (DR-SB-210-04-06 / DR-SB-DUP01-0406) was included within this SDG.

All samples were analyzed for select metals including antimony, arsenic, barium, beryllium, cadmium, chromium, cobalt, copper, lead, mercury, molybdenum, nickel, selenium, silver, thallium, vanadium and zinc. All samples were also analyzed for hexavalent chromium. The samples were collected by Tetra Tech on August 27, 2013 and analyzed by TestAmerica. Metals analyses were conducted using SW-846 method 6010C. Mercury analyses were conducted using SW-846 method 7471B. Hexavalent chromium analyses were conducted using SW-846 method 7196A.

The findings offered in this report are based upon a general review of all available data. The data review was based on data completeness, holding times, initial and continuing calibration verification results, laboratory method / preparation blank results, ICP interference results, laboratory control sample recoveries, matrix spike recoveries, laboratory duplicate results, ICP serial dilution results, field duplicate results, detection limits and analyte quantitation.

Areas of concern with respect to data quality are listed below.

Major Problems

None.

Minor Problems

- The contract required detection limit (CRDL) percent recovery for mercury was <80% quality control limit affecting samples DR-SB-202-0204, DR-SB-202-06-08, DR-SB-204-02-04, DR-SB-204-08-10, DR-SB-205-06-08, DR-SB-205-10-12, DR-SB-206-04-06, DR-SB-206-08-10 and DR-SB-207-02-04. The positive results < 2X CRDL and nondetects were qualified as biased estimated, "J" and "UJ", respectively, as a result of conflicting noncompliances.

- The following contaminants were detected in the laboratory method/preparation blanks at the following maximum concentrations:

Analyte	Maximum Concentration	Action Level
Antimony[1]	2.82 ug/L	1.41 mg/kg
Vanadium[1]	0.673 ug/L	0.3365 mg/kg
Barium[2]	0.0880 mg/kg	0.44 mg/kg
Zinc[2]	1.20 mg/kg	6.0 mg/kg
Barium[3]	0.139 mg/kg	0.695 mg/kg
Zinc[3]	1.11 mg/kg	5.55 mg/kg

(1) Maximum concentration present in a laboratory method blank.
(2) Maximum concentration present in a preparation blank (batch 99525) affecting samples DR-SB-202-0204, DR-SB-202-06-08, DR-SB-204-02-04, DR-SB-204-08-10, DR-SB-205-06-08, DR-SB-205-10-12, DR-SB-206-04-06, DR-SB-206-08-10 and DR-SB-207-02-04.
(3) Maximum concentration present in a preparation blank (batch 99553) affecting samples DR-SB-207-10-12, DR-SB-208-04-06, DR-SB-208-08-10, DR-SB-209-04-06, DR-SB-209-08-10, DR-SB-210-04-06, DR-SB-210-12-13, DR-SB-211-04-06, DR-SB-211-08-10, DR-SB-212-04-06, DR-SB-212-11-13 and DR-SB-DUP01-0406.

An action level of 5X the maximum contaminant level has been used to evaluate sample data for blank contamination. Sample aliquot, percent solids and dilution factors, if applicable, were taken into consideration when evaluating for blank contamination. The positive results less than the action level for antimony and zinc were qualified "B" due to blank contamination.

- The matrix spike percent recovery was < 75% quality control limit for antimony (batch 99553) affecting samples DR-SB-207-10-12, DR-SB-208-04-06, DR-SB-208-08-10, DR-SB-209-04-06, DR-SB-209-08-10, DR-SB-210-04-06, DR-SB-210-12-13, DR-SB-211-04-06, DR-SB-211-08-10, DR-SB-212-04-06, DR-SB-212-11-13 and DR-SB-DUP01-0406. The nondetected results reported for antimony were qualified as biased low, "UL".

- The matrix spike percent recovery was > 125% quality control limit for vanadium (batch 99553) affecting samples DR-SB-207-10-12, DR-SB-208-04-06, DR-SB-208-08-10, DR-SB-209-04-06, DR-SB-209-08-10, DR-SB-210-04-06, DR-SB-210-12-13, DR-SB-211-04-06, DR-SB-211-08-10, DR-SB-212-04-06, DR-SB-212-11-13 and DR-SB-DUP01-0406. The positive results reported for vanadium were qualified as estimated, "J", as a result of conflicting noncompliances.

- The laboratory duplicate relative percent differences (RPDs) for cooper and mercury (batches 99553 and 99562) were > 35% quality control limit affecting samples DR-SB-207-10-12, DR-SB-208-04-06, DR-SB-208-08-10, DR-SB-209-04-06, DR-SB-209-08-10, DR-SB-210-04-06, DR-SB-210-12-13, DR-SB-211-04-06, DR-SB-211-08-10, DR-SB-212-04-

06, DR-SB-212-11-13 and DR-SB-DUP01-0406. The positive and nondetected results reported for copper and mercury were qualified as estimated, "J" and "UJ", respectively.

- The ICP serial dilution (results > 50X MDL) percent difference for vanadium (batch 99553) was > 10% quality control limit affecting samples DR-SB-207-10-12, DR-SB-208-04-06, DR-SB-208-08-10, DR-SB-209-04-06, DR-SB-209-08-10, DR-SB-210-04-06, DR-SB-210-12-13, DR-SB-211-04-06, DR-SB-211-08-10, DR-SB-212-04-06, DR-SB-212-11-13 and DR-SB-DUP01-0406. The positive results reported for vanadium were qualified as estimated, "J".

- Positive results reported below the reporting limit (RL) but above the method detection limit (MDL) were qualified as estimated, "J".

Notes

Nondetected results are reported to the method detection limits.

The CRDL percent recoveries for antimony were > 110% quality control limit affecting all samples. No validation actions were warranted as all sample results were either nondetects or were qualified as a result of blank contamination.

The laboratory originally reported a mercury result of 2.2 mg/kg for sample DB-SB-207-10-12. The duplicate RPD was > 35% quality control limit. The laboratory redigested and reanalyzed the sample. The mercury result for the reanalysis was 1.8 mg/kg. The duplicate RPD was > 35% quality control limit. The original result was reported for mercury.

Executive Summary

Laboratory Performance: The CRDL percent recovery for mercury was < 80% quality control limit affecting several samples. Several contaminants were present in the laboratory method/preparation blanks. The laboratory duplicate RPDs for cooper and zinc were > 35% quality control limit.

Other Factors Affecting Data Quality: Positive results reported below the RL but above the MDL were qualified as estimated. The matrix spike percent recovery was < 75% quality control limit for antimony. The matrix spike percent recovery was > 125% quality control limit for vanadium. The ICP serial dilution percent difference for vanadium was > 10% quality control limit.

The data for these analyses were reviewed with reference to Region III modifications to the "National Functional Guidelines for Inorganic Data Validation", April 1993.

The text of this report has been formulated to address only those problem areas affecting data quality.

Tetra Tech
Terri L. Solomon
Environmental Scientist

Tetra Tech
Joseph A. Samchuck
Data Validation Manager

Attachments:

1. Appendix A - Qualified Analytical Results
2. Appendix B - Results as reported by the Laboratory
3. Appendix C - Support Documentation

APPENDIX A
QUALIFIED ANALYTICAL RESULTS

Qualifier Codes:

A = Lab Blank Contamination
B = Field Blank Contamination
C = Calibration Noncompliance (i.e., % RSDs, %Ds, ICVs, CCVs, RRFs, etc.)
C01 = GC/MS Tuning Noncompliance
D = MS/MSD Recovery Noncompliance
E = LCS/LCSD Recovery Noncompliance
F = Lab Duplicate Imprecision
G = Field Duplicate Imprecision
H = Holding Time Exceedance
I = ICP Serial Dilution Noncompliance
J = ICP PDS Recovery Noncompliance; MSA's $r < 0.995$
K = ICP Interference - includes ICS % R Noncompliance
L = Instrument Calibration Range Exceedance
M = Sample Preservation Noncompliance
N = Internal Standard Noncompliance
N01 = Internal Standard Recovery Noncompliance Dioxins
N02 = Recovery Standard Noncompliance Dioxins
N03 = Clean-up Standard Noncompliance Dioxins
O = Poor Instrument Performance (i.e., base-time drifting)
P = Uncertainty near detection limit (< 2 x IDL for inorganics and <CRQL for organics)
Q = Other problems (can encompass a number of issues; i.e.chromatography,interferences, etc.)
R = Surrogates Recovery Noncompliance
S = Pesticide/PCB Resolution
T = % Breakdown Noncompliance for DDT and Endrin
U = RPD between columns/detectors >40% for positive results determined via GC/HPLC
V = Non-linear calibrations; correlation coefficient $r < 0.995$
W = EMPC result
X = Signal to noise response drop
Y = Percent solids <30%
Z = Uncertainty at 2 sigma deviations is greater than sample activity
Z1 = Tentatively Identified Compound considered presumptively present
Z2 = Tentatively Identified Compound column bleed

PROJ_NO: 05480	NSAMPLE	DR-SB-202-02-04			DR-SB-202-06-08			DR-SB-204-02-04			DR-SB-204-08-10		
SDG: 240-28436-1	LAB_ID	240-28436-1			240-28436-2			240-28436-3			240-28436-4		
FRACTION: M	SAMP_DATE	8/27/2013			8/27/2013			8/27/2013			8/27/2013		
MEDIA: SOIL	QC_TYPE	NM			NM			NM			NM		
	UNITS	MG/KG			MG/KG			MG/KG			MG/KG		
	PCT_SOLIDS	85.2			93.8			87.4			84.5		
	DUP_OF												
PARAMETER		RESULT	VQL	QLCD	RESULT	VQL	QLCD	RESULT	VQL	QLCD	RESULT	VQL	QLCD
ANTIMONY		0.41	U		0.39	U		0.41	U		0.38	U	
ARSENIC		1.4	J	P	1.3	J	P	4.5			1.2	J	P
BARIUM		16	J	P	2.9	J	P	19	J	P	16	J	P
BERYLLIUM		0.23	J	P	0.14	J	P	0.68			0.14	J	P
CADMIUM		0.038	U		0.036	U		0.12	J	P	0.035	U	
CHROMIUM		8.1			11			20			16		
COBALT		3.1			0.16	U		17			1.6		
COPPER		5.6			2.6			23			13		
LEAD		3.1			1.7			7.5			5.9		
MERCURY		0.017	UJ	C	0.014	UJ	C	0.22	J	C	0.031	J	CP
MOLYBDENUM		0.29	J	P	0.27	U		0.28	U		0.26	U	
NICKEL		3.5	J	P	0.27	J	P	19			2.1	J	P
SELENIUM		0.47	U		0.45	U		0.47	U		0.44	U	
SILVER		0.1	U		0.1	U		0.1	U		0.098	U	
THALLIUM		0.58	U		0.55	U		0.58	U		0.54	U	
VANADIUM		8.3			46			37			10		
ZINC		11			2.3	B	A	47			3.7	B	A

PROJ_NO: 05480	NSAMPLE	DR-SB-205-06-08			DR-SB-205-10-12			DR-SB-206-04-06			DR-SB-206-08-10		
SDG: 240-28436-1	LAB_ID	240-28436-5			240-28436-6			240-28436-7			240-28436-8		
FRACTION: M	SAMP_DATE	8/27/2013			8/27/2013			8/27/2013			8/27/2013		
MEDIA: SOIL	QC_TYPE	NM			NM			NM			NM		
	UNITS	MG/KG			MG/KG			MG/KG			MG/KG		
	PCT_SOLIDS	87.4			82.2			84.6			87.5		
	DUP_OF												
PARAMETER		RESULT	VQL	QLCD	RESULT	VQL	QLCD	RESULT	VQL	QLCD	RESULT	VQL	QLCD
ANTIMONY		0.38	U		0.46	U		0.37	U		0.39	U	
ARSENIC		3.1			2			7.1			7.6		
BARIUM		28			23			15	J	P	16	J	P
BERYLLIUM		0.33	J	P	0.22	J	P	0.42	J	P	0.34	J	P
CADMIUM		0.16	J	P	0.042	U		0.034	U		0.036	J	P
CHROMIUM		17			13			19			21		
COBALT		4.3			1.3			9.3			6.4		
COPPER		13			7			22			19		
LEAD		17			5.8			7.1			7		
MERCURY		0.26	J	C	0.017	UJ	C	0.13	J	C	0.039	J	CP
MOLYBDENUM		0.27	U		0.32	U		0.26	U		1	J	P
NICKEL		5.8			2.5	J	P	12			8.1		
SELENIUM		0.44	U		0.53	U		0.43	U		0.46	U	
SILVER		0.2	J	P	0.12	U		0.095	U		0.1	U	
THALLIUM		0.54	U		0.64	U		0.52	U		0.56	U	
VANADIUM		29			16			35			33		
ZINC		50			6.3	B	A	26			29		

PROJ_NO: 05480	NSAMPLE	DR-SB-207-02-04			DR-SB-207-10-12			DR-SB-208-04-06			DR-SB-208-08-10		
SDG: 240-28436-1	LAB_ID	240-28436-9			240-28436-10			240-28436-11			240-28436-12		
FRACTION: M	SAMP_DATE	8/27/2013			8/27/2013			8/27/2013			8/27/2013		
MEDIA: SOIL	QC_TYPE	NM			NM			NM			NM		
	UNITS	MG/KG			MG/KG			MG/KG			MG/KG		
	PCT_SOLIDS	86.5			89.3			92.8			87.7		
	DUP_OF												
PARAMETER		RESULT	VQL	QLCD	RESULT	VQL	QLCD	RESULT	VQL	QLCD	RESULT	VQL	QLCD
ANTIMONY		0.38	U		0.39	UL	D	0.38	UL	D	0.38	B	A
ARSENIC		2.9			2.1			4.5			4.5		
BARIUM		28			18	J	P	17	J	P	17	J	P
BERYLLIUM		0.82			0.33	J	P	0.64			0.46		
CADMIUM		0.29	J	P	0.12	J	P	0.035	U		0.032	U	
CHROMIUM		27			28			23			19		
COBALT		12			3.4			7.2			15		
COPPER		16			13	J	F	20	J	F	14	J	F
LEAD		15			9.4			6.1			6.6		
MERCURY		0.033	J	CP	2.2	J	F	0.25	J	F	0.043	J	FP
MOLYBDENUM		1.6	J	P	2.8	J	P	0.26	U		0.42	J	P
NICKEL		16			7.2			11			13		
SELENIUM		0.44	U		0.45	U		0.43	U		0.39	U	
SILVER		0.098	U		0.1	U		0.096	U		0.088	U	
THALLIUM		0.54	U		0.55	U		0.53	U		0.48	U	
VANADIUM		30			22	J	DI	48	J	DI	33	J	DI
ZINC		44			42			20			29		

PROJ_NO: 05480	NSAMPLE	DR-SB-209-04-06			DR-SB-209-08-10			DR-SB-210-04-06			DR-SB-210-12-13		
SDG: 240-28436-1	LAB_ID	240-28436-13			240-28436-14			240-28436-15			240-28436-16		
FRACTION: M	SAMP_DATE	8/27/2013			8/27/2013			8/27/2013			8/27/2013		
MEDIA: SOIL	QC_TYPE	NM			NM			NM			NM		
	UNITS	MG/KG			MG/KG			MG/KG			MG/KG		
	PCT_SOLIDS	89.7			86.2			89.5			88.2		
	DUP_OF												
PARAMETER		RESULT	VQL	QLCD	RESULT	VQL	QLCD	RESULT	VQL	QLCD	RESULT	VQL	QLCD
ANTIMONY		0.43	UL	D	0.39	UL	D	0.34	UL	D	0.4	UL	D
ARSENIC		2.6			2.1			1.8			3.6		
BARIUM		15	J	P	15	J	P	10	J	P	28		
BERYLLIUM		0.11	J	P	0.34	J	P	0.16	J	P	0.21	J	P
CADMIUM		0.091	J	P	0.045	J	P	0.032	U		0.27	J	P
CHROMIUM		7			15			9.2			16		
COBALT		2.3			2.2			1.6			2.5		
COPPER		8.1	J	F	7.5	J	F	5	J	F	15	J	F
LEAD		14			7			4.9			25		
MERCURY		0.36	J	F	0.09	J	FP	0.059	J	FP	0.81	J	F
MOLYBDENUM		0.3	U		0.9	J	P	0.59	J	P	0.28	U	
NICKEL		2.1	J	P	4.4			3	J	P	4	J	P
SELENIUM		0.5	U		0.45	U		0.4	U		0.46	U	
SILVER		0.22	J	P	0.099	U		0.088	U		0.55	J	P
THALLIUM		0.61	U		0.55	U		0.48	U		0.57	U	
VANADIUM		12	J	DI	16	J	DI	11	J	DI	27	J	DI
ZINC		41			15			11			52		

PROJ_NO: 05480	NSAMPLE	DR-SB-211-04-06			DR-SB-211-08-10			DR-SB-212-04-06			DR-SB-212-11-13		
SDG: 240-28436-1	LAB_ID	240-28436-17			240-28436-18			240-28436-19			240-28436-20		
FRACTION: M	SAMP_DATE	8/27/2013			8/27/2013			8/27/2013			8/27/2013		
MEDIA: SOIL	QC_TYPE	NM			NM			NM			NM		
	UNITS	MG/KG			MG/KG			MG/KG			MG/KG		
	PCT_SOLIDS	88.3			88.2			86.7			90.2		
	DUP_OF												
PARAMETER		RESULT	VQL	QLCD	RESULT	VQL	QLCD	RESULT	VQL	QLCD	RESULT	VQL	QLCD
ANTIMONY		0.64	B	A	0.43	UL	D	0.45	UL	D	0.37	UL	D
ARSENIC		2.7			3			6			1.2	J	P
BARIUM		32			13	J	P	14	J	P	9.3	J	P
BERYLLIUM		0.37	J	P	0.3	J	P	0.41	J	P	0.09	J	P
CADMIUM		0.35	J	P	0.04	U		0.041	U		0.17	J	P
CHROMIUM		40			17			24			5.1		
COBALT		3.4			1.8			2.8			1.9		
COPPER		21	J	F	6.8	J	F	8.9	J	F	3.9	J	F
LEAD		50			3			4.4			5.1		
MERCURY		0.33	J	F	0.019	UJ	F	0.097	J	FP	0.019	UJ	F
MOLYBDENUM		0.28	J	P	0.3	U		0.31	U		0.25	U	
NICKEL		6.7			3.7	J	P	5.6			3	J	P
SELENIUM		0.44	U		0.5	U		0.51	U		0.42	U	
SILVER		0.37	J	P	0.11	U		0.11	U		0.094	U	
THALLIUM		0.53	U		0.61	U		0.63	U		0.52	U	
VANADIUM		16	J	DI	31	J	DI	51	J	DI	6.2	J	DI
ZINC		78			9.5			12			17		

PROJ_NO: 05480	NSAMPLE	DR-SB-DUP01-0406		
SDG: 240-28436-1	LAB_ID	240-28436-22		
FRACTION: M	SAMP_DATE	8/27/2013		
MEDIA: SOIL	QC_TYPE	NM		
	UNITS	MG/KG		
	PCT_SOLIDS	89.3		
	DUP_OF	DR-SB-210-04-06		
PARAMETER		RESULT	VQL	QLCD
ANTIMONY		0.37	UL	D
ARSENIC		1.5		
BARIUM		8.1	J	P
BERYLLIUM		0.096	J	P
CADMIUM		0.041	J	P
CHROMIUM		8		
COBALT		0.9	J	P
COPPER		4.9	J	F
LEAD		4.3		
MERCURY		0.036	J	FP
MOLYBDENUM		0.58	J	P
NICKEL		1.9	J	P
SELENIUM		0.43	U	
SILVER		0.096	U	
THALLIUM		0.53	U	
VANADIUM		7.6	J	DI
ZINC		10		

PROJ_NO: 05480	NSAMPLE	DR-SB-202-02-04			DR-SB-202-06-08			DR-SB-204-02-04			DR-SB-204-08-10		
SDG: 240-28436-1	LAB_ID	240-28436-1			240-28436-2			240-28436-3			240-28436-4		
FRACTION: MISC	SAMP_DATE	8/27/2013			8/27/2013			8/27/2013			8/27/2013		
MEDIA: SOIL	QC_TYPE	NM			NM			NM			NM		
	UNITS	MG/KG			MG/KG			MG/KG			MG/KG		
	PCT_SOLIDS	85.2			93.8			87.4			84.5		
	DUP_OF												
PARAMETER		RESULT	VQL	QLCD	RESULT	VQL	QLCD	RESULT	VQL	QLCD	RESULT	VQL	QLCD
HEXAVALENT CHROMIUM		0.32	U		0.29	U		0.31	U		0.32	U	

PROJ_NO: 05480	NSAMPLE	DR-SB-205-06-08			DR-SB-205-10-12			DR-SB-206-04-06			DR-SB-206-08-10		
SDG: 240-28436-1	LAB_ID	240-28436-5			240-28436-6			240-28436-7			240-28436-8		
FRACTION: MISC	SAMP_DATE	8/27/2013			8/27/2013			8/27/2013			8/27/2013		
MEDIA: SOIL	QC_TYPE	NM			NM			NM			NM		
	UNITS	MG/KG			MG/KG			MG/KG			MG/KG		
	PCT_SOLIDS	87.4			82.2			84.6			87.5		
	DUP_OF												
PARAMETER		RESULT	VQL	QLCD	RESULT	VQL	QLCD	RESULT	VQL	QLCD	RESULT	VQL	QLCD
HEXAVALENT CHROMIUM		0.31	U		5.1			0.32	U		0.31	U	

PROJ_NO: 05480	NSAMPLE	DR-SB-207-02-04			DR-SB-207-10-12			DR-SB-208-04-06			DR-SB-208-08-10		
SDG: 240-28436-1	LAB_ID	240-28436-9			240-28436-10			240-28436-11			240-28436-12		
FRACTION: MISC	SAMP_DATE	8/27/2013			8/27/2013			8/27/2013			8/27/2013		
MEDIA: SOIL	QC_TYPE	NM			NM			NM			NM		
	UNITS	MG/KG			MG/KG			MG/KG			MG/KG		
	PCT_SOLIDS	86.5			89.3			92.8			87.7		
	DUP_OF												
PARAMETER		RESULT	VQL	QLCD	RESULT	VQL	QLCD	RESULT	VQL	QLCD	RESULT	VQL	QLCD
HEXAVALENT CHROMIUM		0.31	U		0.3	U		0.29	U		0.31	U	

PROJ_NO: 05480	NSAMPLE	DR-SB-209-04-06			DR-SB-209-08-10			DR-SB-210-04-06			DR-SB-210-12-13		
SDG: 240-28436-1	LAB_ID	240-28436-13			240-28436-14			240-28436-15			240-28436-16		
FRACTION: MISC	SAMP_DATE	8/27/2013			8/27/2013			8/27/2013			8/27/2013		
MEDIA: SOIL	QC_TYPE	NM			NM			NM			NM		
	UNITS	MG/KG			MG/KG			MG/KG			MG/KG		
	PCT_SOLIDS	89.7			86.2			89.5			88.2		
	DUP_OF												
PARAMETER		RESULT	VQL	QLCD	RESULT	VQL	QLCD	RESULT	VQL	QLCD	RESULT	VQL	QLCD
HEXAVALENT CHROMIUM		0.3	U		0.31	U		0.3	U		0.31	U	

PROJ_NO: 05480	NSAMPLE	DR-SB-211-04-06			DR-SB-211-08-10			DR-SB-212-04-06			DR-SB-212-11-13		
SDG: 240-28436-1	LAB_ID	240-28436-17			240-28436-18			240-28436-19			240-28436-20		
FRACTION: MISC	SAMP_DATE	8/27/2013			8/27/2013			8/27/2013			8/27/2013		
MEDIA: SOIL	QC_TYPE	NM			NM			NM			NM		
	UNITS	MG/KG			MG/KG			MG/KG			MG/KG		
	PCT_SOLIDS	88.3			88.2			86.7			90.2		
	DUP_OF												
PARAMETER		RESULT	VQL	QLCD	RESULT	VQL	QLCD	RESULT	VQL	QLCD	RESULT	VQL	QLCD
HEXAVALENT CHROMIUM		0.31	U		0.31	U		0.43	J	P	0.3	U	

PROJ_NO: 05480	NSAMPLE	DR-SB-DUP01-0406		
SDG: 240-28436-1	LAB_ID	240-28436-22		
FRACTION: MISC	SAMP_DATE	8/27/2013		
MEDIA: SOIL	QC_TYPE	NM		
	UNITS	MG/KG		
	PCT_SOLIDS	89.3		
	DUP_OF	DR-SB-210-04-06		
PARAMETER		RESULT	VQL	QLCD
HEXAVALENT CHROMIUM		0.3	U	

APPENDIX B
RESULTS AS REPORTED BY THE LABORATORY

1A-IN
INORGANIC ANALYSIS DATA SHEET
METALS

Client Sample ID: DR-SB-202-02-04 Lab Sample ID: 240-28436-1

Lab Name: TestAmerica Canton Job No.: 240-28436-1

SDG ID.:

Matrix: Solid Date Sampled: 08/27/2013 09:30

Reporting Basis: DRY Date Received: 08/28/2013 09:15

% Solids: 85.2

CAS No.	Analyte	Result	RL	MDL	Units	C	Q	DIL	Method
7440-36-0	Antimony	2.1	2.1	0.41	mg/Kg	U		1	6010C
7440-38-2	Arsenic	1.4	1.6	0.31	mg/Kg	J		1	6010C
7440-39-3	Barium	16	21	0.074	mg/Kg	J	B	1	6010C
7440-41-7	Beryllium	0.23	0.52	0.045	mg/Kg	J		1	6010C
7440-43-9	Cadmium	0.52	0.52	0.038	mg/Kg	U		1	6010C
7440-47-3	Chromium	8.1	1.0	0.21	mg/Kg			1	6010C
7440-48-4	Cobalt	3.1	1.0	0.17	mg/Kg			1	6010C
7440-50-8	Copper	5.6	2.6	0.78	mg/Kg			1	6010C
7439-92-1	Lead	3.1	1.0	0.20	mg/Kg			1	6010C
7439-98-7	Molybdenum	0.29	4.2	0.28	mg/Kg	J		1	6010C
7440-02-0	Nickel	3.5	4.2	0.28	mg/Kg	J		1	6010C
7782-49-2	Selenium	2.1	2.1	0.47	mg/Kg	U		1	6010C
7440-22-4	Silver	1.0	1.0	0.10	mg/Kg	U		1	6010C
7440-28-0	Thallium	2.1	2.1	0.58	mg/Kg	U		1	6010C
7440-62-2	Vanadium	8.3	1.0	0.13	mg/Kg			1	6010C
7440-66-6	Zinc	11	5.2	1.0	mg/Kg		B	1	6010C
7439-97-6	Mercury	0.12	0.12	0.017	mg/Kg	U		1	7471B

1A-IN
INORGANIC ANALYSIS DATA SHEET
METALS

Client Sample ID: DR-SB-202-06-08 Lab Sample ID: 240-28436-2

Lab Name: TestAmerica Canton Job No.: 240-28436-1

SDG ID.:

Matrix: Solid Date Sampled: 08/27/2013 09:35

Reporting Basis: DRY Date Received: 08/28/2013 09:15

% Solids: 93.8

CAS No.	Analyte	Result	RL	MDL	Units	C	Q	DIL	Method
7440-36-0	Antimony	2.0	2.0	0.39	mg/Kg	U		1	6010C
7440-38-2	Arsenic	1.3	1.5	0.30	mg/Kg	J		1	6010C
7440-39-3	Barium	2.9	20	0.071	mg/Kg	J	B	1	6010C
7440-41-7	Beryllium	0.14	0.50	0.043	mg/Kg	J		1	6010C
7440-43-9	Cadmium	0.50	0.50	0.036	mg/Kg	U		1	6010C
7440-47-3	Chromium	11	1.0	0.20	mg/Kg			1	6010C
7440-48-4	Cobalt	1.0	1.0	0.16	mg/Kg	U		1	6010C
7440-50-8	Copper	2.6	2.5	0.74	mg/Kg			1	6010C
7439-92-1	Lead	1.7	1.0	0.19	mg/Kg			1	6010C
7439-98-7	Molybdenum	4.0	4.0	0.27	mg/Kg	U		1	6010C
7440-02-0	Nickel	0.27	4.0	0.27	mg/Kg	J		1	6010C
7782-49-2	Selenium	2.0	2.0	0.45	mg/Kg	U		1	6010C
7440-22-4	Silver	1.0	1.0	0.10	mg/Kg	U		1	6010C
7440-28-0	Thallium	2.0	2.0	0.55	mg/Kg	U		1	6010C
7440-62-2	Vanadium	46	1.0	0.12	mg/Kg			1	6010C
7440-66-6	Zinc	2.3	5.0	1.0	mg/Kg	J	B	1	6010C
7439-97-6	Mercury	0.095	0.095	0.014	mg/Kg	U		1	7471B

1A-IN
INORGANIC ANALYSIS DATA SHEET
METALS

Client Sample ID: DR-SB-204-02-04 Lab Sample ID: 240-28436-3

Lab Name: TestAmerica Canton Job No.: 240-28436-1

SDG ID.:

Matrix: Solid Date Sampled: 08/27/2013 10:25

Reporting Basis: DRY Date Received: 08/28/2013 09:15

% Solids: 87.4

CAS No.	Analyte	Result	RL	MDL	Units	C	Q	DIL	Method
7440-36-0	Antimony	2.1	2.1	0.41	mg/Kg	U		1	6010C
7440-38-2	Arsenic	4.5	1.6	0.31	mg/Kg			1	6010C
7440-39-3	Barium	19	21	0.075	mg/Kg	J	B	1	6010C
7440-41-7	Beryllium	0.68	0.52	0.045	mg/Kg			1	6010C
7440-43-9	Cadmium	0.12	0.52	0.038	mg/Kg	J		1	6010C
7440-47-3	Chromium	20	1.0	0.21	mg/Kg			1	6010C
7440-48-4	Cobalt	17	1.0	0.17	mg/Kg			1	6010C
7440-50-8	Copper	23	2.6	0.78	mg/Kg			1	6010C
7439-92-1	Lead	7.5	1.0	0.20	mg/Kg			1	6010C
7439-98-7	Molybdenum	4.2	4.2	0.28	mg/Kg	U		1	6010C
7440-02-0	Nickel	19	4.2	0.28	mg/Kg			1	6010C
7782-49-2	Selenium	2.1	2.1	0.47	mg/Kg	U		1	6010C
7440-22-4	Silver	1.0	1.0	0.10	mg/Kg	U		1	6010C
7440-28-0	Thallium	2.1	2.1	0.58	mg/Kg	U		1	6010C
7440-62-2	Vanadium	37	1.0	0.13	mg/Kg			1	6010C
7440-66-6	Zinc	47	5.2	1.0	mg/Kg		B	1	6010C
7439-97-6	Mercury	0.22	0.13	0.019	mg/Kg			1	7471B

1A-IN
INORGANIC ANALYSIS DATA SHEET
METALS

Client Sample ID: DR-SB-204-08-10 Lab Sample ID: 240-28436-4

Lab Name: TestAmerica Canton Job No.: 240-28436-1

SDG ID.:

Matrix: Solid Date Sampled: 08/27/2013 10:30

Reporting Basis: DRY Date Received: 08/28/2013 09:15

% Solids: 84.5

CAS No.	Analyte	Result	RL	MDL	Units	C	Q	DIL	Method
7440-36-0	Antimony	2.0	2.0	0.38	mg/Kg	U		1	6010C
7440-38-2	Arsenic	1.2	1.5	0.29	mg/Kg	J		1	6010C
7440-39-3	Barium	16	20	0.069	mg/Kg	J	B	1	6010C
7440-41-7	Beryllium	0.14	0.49	0.042	mg/Kg	J		1	6010C
7440-43-9	Cadmium	0.49	0.49	0.035	mg/Kg	U		1	6010C
7440-47-3	Chromium	16	0.98	0.20	mg/Kg			1	6010C
7440-48-4	Cobalt	1.6	0.98	0.16	mg/Kg			1	6010C
7440-50-8	Copper	13	2.4	0.72	mg/Kg			1	6010C
7439-92-1	Lead	5.9	0.98	0.19	mg/Kg			1	6010C
7439-98-7	Molybdenum	3.9	3.9	0.26	mg/Kg	U		1	6010C
7440-02-0	Nickel	2.1	3.9	0.26	mg/Kg	J		1	6010C
7782-49-2	Selenium	2.0	2.0	0.44	mg/Kg	U		1	6010C
7440-22-4	Silver	0.98	0.98	0.098	mg/Kg	U		1	6010C
7440-28-0	Thallium	2.0	2.0	0.54	mg/Kg	U		1	6010C
7440-62-2	Vanadium	10	0.98	0.12	mg/Kg			1	6010C
7440-66-6	Zinc	3.7	4.9	0.98	mg/Kg	J	B	1	6010C
7439-97-6	Mercury	0.031	0.13	0.019	mg/Kg	J		1	7471B

1A-IN
INORGANIC ANALYSIS DATA SHEET
METALS

Client Sample ID: DR-SB-205-06-08 Lab Sample ID: 240-28436-5

Lab Name: TestAmerica Canton Job No.: 240-28436-1

SDG ID.:

Matrix: Solid Date Sampled: 08/27/2013 09:50

Reporting Basis: DRY Date Received: 08/28/2013 09:15

% Solids: 87.4

CAS No.	Analyte	Result	RL	MDL	Units	C	Q	DIL	Method
7440-36-0	Antimony	2.0	2.0	0.38	mg/Kg	U		1	6010C
7440-38-2	Arsenic	3.1	1.5	0.30	mg/Kg			1	6010C
7440-39-3	Barium	28	20	0.070	mg/Kg		B	1	6010C
7440-41-7	Beryllium	0.33	0.49	0.042	mg/Kg	J		1	6010C
7440-43-9	Cadmium	0.16	0.49	0.036	mg/Kg	J		1	6010C
7440-47-3	Chromium	17	0.99	0.20	mg/Kg			1	6010C
7440-48-4	Cobalt	4.3	0.99	0.16	mg/Kg			1	6010C
7440-50-8	Copper	13	2.5	0.73	mg/Kg			1	6010C
7439-92-1	Lead	17	0.99	0.19	mg/Kg			1	6010C
7439-98-7	Molybdenum	3.9	3.9	0.27	mg/Kg	U		1	6010C
7440-02-0	Nickel	5.8	3.9	0.27	mg/Kg			1	6010C
7782-49-2	Selenium	2.0	2.0	0.44	mg/Kg	U		1	6010C
7440-22-4	Silver	0.20	0.99	0.099	mg/Kg	J		1	6010C
7440-28-0	Thallium	2.0	2.0	0.54	mg/Kg	U		1	6010C
7440-62-2	Vanadium	29	0.99	0.12	mg/Kg			1	6010C
7440-66-6	Zinc	50	4.9	0.99	mg/Kg		B	1	6010C
7439-97-6	Mercury	0.26	0.13	0.019	mg/Kg			1	7471B

1A-IN
INORGANIC ANALYSIS DATA SHEET
METALS

Client Sample ID: DR-SB-205-10-12 Lab Sample ID: 240-28436-6

Lab Name: TestAmerica Canton Job No.: 240-28436-1

SDG ID.:

Matrix: Solid Date Sampled: 08/27/2013 10:05

Reporting Basis: DRY Date Received: 08/28/2013 09:15

% Solids: 82.2

CAS No.	Analyte	Result	RL	MDL	Units	C	Q	DIL	Method
7440-36-0	Antimony	2.3	2.3	0.46	mg/Kg	U		1	6010C
7440-38-2	Arsenic	2.0	1.8	0.35	mg/Kg			1	6010C
7440-39-3	Barium	23	23	0.083	mg/Kg		B	1	6010C
7440-41-7	Beryllium	0.22	0.59	0.050	mg/Kg	J		1	6010C
7440-43-9	Cadmium	0.59	0.59	0.042	mg/Kg	U		1	6010C
7440-47-3	Chromium	13	1.2	0.23	mg/Kg			1	6010C
7440-48-4	Cobalt	1.3	1.2	0.19	mg/Kg			1	6010C
7440-50-8	Copper	7.0	2.9	0.87	mg/Kg			1	6010C
7439-92-1	Lead	5.8	1.2	0.22	mg/Kg			1	6010C
7439-98-7	Molybdenum	4.7	4.7	0.32	mg/Kg	U		1	6010C
7440-02-0	Nickel	2.5	4.7	0.32	mg/Kg	J		1	6010C
7782-49-2	Selenium	2.3	2.3	0.53	mg/Kg	U		1	6010C
7440-22-4	Silver	1.2	1.2	0.12	mg/Kg	U		1	6010C
7440-28-0	Thallium	2.3	2.3	0.64	mg/Kg	U		1	6010C
7440-62-2	Vanadium	16	1.2	0.14	mg/Kg			1	6010C
7440-66-6	Zinc	6.3	5.9	1.2	mg/Kg		B	1	6010C
7439-97-6	Mercury	0.11	0.11	0.017	mg/Kg	U		1	7471B

1A-IN
INORGANIC ANALYSIS DATA SHEET
METALS

Client Sample ID: DR-SB-206-04-06 Lab Sample ID: 240-28436-7

Lab Name: TestAmerica Canton Job No.: 240-28436-1

SDG ID.:

Matrix: Solid Date Sampled: 08/27/2013 11:05

Reporting Basis: DRY Date Received: 08/28/2013 09:15

% Solids: 84.6

CAS No.	Analyte	Result	RL	MDL	Units	C	Q	DIL	Method
7440-36-0	Antimony	1.9	1.9	0.37	mg/Kg	U		1	6010C
7440-38-2	Arsenic	7.1	1.4	0.29	mg/Kg			1	6010C
7440-39-3	Barium	15	19	0.068	mg/Kg	J	B	1	6010C
7440-41-7	Beryllium	0.42	0.48	0.041	mg/Kg	J		1	6010C
7440-43-9	Cadmium	0.48	0.48	0.034	mg/Kg	U		1	6010C
7440-47-3	Chromium	19	0.95	0.19	mg/Kg			1	6010C
7440-48-4	Cobalt	9.3	0.95	0.15	mg/Kg			1	6010C
7440-50-8	Copper	22	2.4	0.71	mg/Kg			1	6010C
7439-92-1	Lead	7.1	0.95	0.18	mg/Kg			1	6010C
7439-98-7	Molybdenum	3.8	3.8	0.26	mg/Kg	U		1	6010C
7440-02-0	Nickel	12	3.8	0.26	mg/Kg			1	6010C
7782-49-2	Selenium	1.9	1.9	0.43	mg/Kg	U		1	6010C
7440-22-4	Silver	0.95	0.95	0.095	mg/Kg	U		1	6010C
7440-28-0	Thallium	1.9	1.9	0.52	mg/Kg	U		1	6010C
7440-62-2	Vanadium	35	0.95	0.11	mg/Kg			1	6010C
7440-66-6	Zinc	26	4.8	0.95	mg/Kg		B	1	6010C
7439-97-6	Mercury	0.13	0.12	0.018	mg/Kg			1	7471B

1A-IN
INORGANIC ANALYSIS DATA SHEET
METALS

Client Sample ID: DR-SB-206-08-10 Lab Sample ID: 240-28436-8

Lab Name: TestAmerica Canton Job No.: 240-28436-1

SDG ID.:

Matrix: Solid Date Sampled: 08/27/2013 11:10

Reporting Basis: DRY Date Received: 08/28/2013 09:15

% Solids: 87.5

CAS No.	Analyte	Result	RL	MDL	Units	C	Q	DIL	Method
7440-36-0	Antimony	2.0	2.0	0.39	mg/Kg	U		1	6010C
7440-38-2	Arsenic	7.6	1.5	0.30	mg/Kg			1	6010C
7440-39-3	Barium	16	20	0.072	mg/Kg	J	B	1	6010C
7440-41-7	Beryllium	0.34	0.51	0.044	mg/Kg	J		1	6010C
7440-43-9	Cadmium	0.036	0.51	0.036	mg/Kg	J		1	6010C
7440-47-3	Chromium	21	1.0	0.20	mg/Kg			1	6010C
7440-48-4	Cobalt	6.4	1.0	0.16	mg/Kg			1	6010C
7440-50-8	Copper	19	2.5	0.75	mg/Kg			1	6010C
7439-92-1	Lead	7.0	1.0	0.19	mg/Kg			1	6010C
7439-98-7	Molybdenum	1.0	4.0	0.27	mg/Kg	J		1	6010C
7440-02-0	Nickel	8.1	4.0	0.27	mg/Kg			1	6010C
7782-49-2	Selenium	2.0	2.0	0.46	mg/Kg	U		1	6010C
7440-22-4	Silver	1.0	1.0	0.10	mg/Kg	U		1	6010C
7440-28-0	Thallium	2.0	2.0	0.56	mg/Kg	U		1	6010C
7440-62-2	Vanadium	33	1.0	0.12	mg/Kg			1	6010C
7440-66-6	Zinc	29	5.1	1.0	mg/Kg		B	1	6010C
7439-97-6	Mercury	0.039	0.11	0.017	mg/Kg	J		1	7471B

1A-IN
INORGANIC ANALYSIS DATA SHEET
METALS

Client Sample ID: DR-SB-207-02-04 Lab Sample ID: 240-28436-9

Lab Name: TestAmerica Canton Job No.: 240-28436-1

SDG ID.:

Matrix: Solid Date Sampled: 08/27/2013 11:10

Reporting Basis: DRY Date Received: 08/28/2013 09:15

% Solids: 86.5

CAS No.	Analyte	Result	RL	MDL	Units	C	Q	DIL	Method
7440-36-0	Antimony	2.0	2.0	0.38	mg/Kg	U		1	6010C
7440-38-2	Arsenic	2.9	1.5	0.29	mg/Kg			1	6010C
7440-39-3	Barium	28	20	0.070	mg/Kg		B	1	6010C
7440-41-7	Beryllium	0.82	0.49	0.042	mg/Kg			1	6010C
7440-43-9	Cadmium	0.29	0.49	0.035	mg/Kg	J		1	6010C
7440-47-3	Chromium	27	0.98	0.20	mg/Kg			1	6010C
7440-48-4	Cobalt	12	0.98	0.16	mg/Kg			1	6010C
7440-50-8	Copper	16	2.4	0.72	mg/Kg			1	6010C
7439-92-1	Lead	15	0.98	0.19	mg/Kg			1	6010C
7439-98-7	Molybdenum	1.6	3.9	0.26	mg/Kg	J		1	6010C
7440-02-0	Nickel	16	3.9	0.26	mg/Kg			1	6010C
7782-49-2	Selenium	2.0	2.0	0.44	mg/Kg	U		1	6010C
7440-22-4	Silver	0.98	0.98	0.098	mg/Kg	U		1	6010C
7440-28-0	Thallium	2.0	2.0	0.54	mg/Kg	U		1	6010C
7440-62-2	Vanadium	30	0.98	0.12	mg/Kg			1	6010C
7440-66-6	Zinc	44	4.9	0.98	mg/Kg		B	1	6010C
7439-97-6	Mercury	0.033	0.12	0.018	mg/Kg	J		1	7471B

1A-IN
INORGANIC ANALYSIS DATA SHEET
METALS

Client Sample ID: DR-SB-207-10-12 Lab Sample ID: 240-28436-10

Lab Name: TestAmerica Canton Job No.: 240-28436-1

SDG ID.:

Matrix: Solid Date Sampled: 08/27/2013 11:00

Reporting Basis: DRY Date Received: 08/28/2013 09:15

% Solids: 89.3

CAS No.	Analyte	Result	RL	MDL	Units	C	Q	DIL	Method
7440-36-0	Antimony	2.0	2.0	0.39	mg/Kg	U		1	6010C
7440-38-2	Arsenic	2.1	1.5	0.30	mg/Kg			1	6010C
7440-39-3	Barium	18	20	0.071	mg/Kg	J	B	1	6010C
7440-41-7	Beryllium	0.33	0.50	0.043	mg/Kg	J		1	6010C
7440-43-9	Cadmium	0.12	0.50	0.036	mg/Kg	J		1	6010C
7440-47-3	Chromium	28	1.0	0.20	mg/Kg			1	6010C
7440-48-4	Cobalt	3.4	1.0	0.16	mg/Kg			1	6010C
7440-50-8	Copper	13	2.5	0.74	mg/Kg			1	6010C
7439-92-1	Lead	9.4	1.0	0.19	mg/Kg			1	6010C
7439-98-7	Molybdenum	2.8	4.0	0.27	mg/Kg	J		1	6010C
7440-02-0	Nickel	7.2	4.0	0.27	mg/Kg			1	6010C
7782-49-2	Selenium	2.0	2.0	0.45	mg/Kg	U		1	6010C
7440-22-4	Silver	1.0	1.0	0.10	mg/Kg	U		1	6010C
7440-28-0	Thallium	2.0	2.0	0.55	mg/Kg	U		1	6010C
7440-62-2	Vanadium	22	1.0	0.12	mg/Kg			1	6010C
7440-66-6	Zinc	42	5.0	1.0	mg/Kg		B	1	6010C
7439-97-6	Mercury	2.2	0.12	0.018	mg/Kg			1	7471B
7439-97-6	Mercury	1.8	0.13	0.019	mg/Kg			1	7471B

1A-IN
INORGANIC ANALYSIS DATA SHEET
METALS

Client Sample ID: DR-SB-208-04-06 Lab Sample ID: 240-28436-11

Lab Name: TestAmerica Canton Job No.: 240-28436-1

SDG ID.:

Matrix: Solid Date Sampled: 08/27/2013 12:00

Reporting Basis: DRY Date Received: 08/28/2013 09:15

% Solids: 92.8

CAS No.	Analyte	Result	RL	MDL	Units	C	Q	DIL	Method
7440-36-0	Antimony	1.9	1.9	0.38	mg/Kg	U		1	6010C
7440-38-2	Arsenic	4.5	1.4	0.29	mg/Kg			1	6010C
7440-39-3	Barium	17	19	0.068	mg/Kg	J	B	1	6010C
7440-41-7	Beryllium	0.64	0.48	0.041	mg/Kg			1	6010C
7440-43-9	Cadmium	0.48	0.48	0.035	mg/Kg	U		1	6010C
7440-47-3	Chromium	23	0.96	0.19	mg/Kg			1	6010C
7440-48-4	Cobalt	7.2	0.96	0.15	mg/Kg			1	6010C
7440-50-8	Copper	20	2.4	0.71	mg/Kg			1	6010C
7439-92-1	Lead	6.1	0.96	0.18	mg/Kg			1	6010C
7439-98-7	Molybdenum	3.8	3.8	0.26	mg/Kg	U		1	6010C
7440-02-0	Nickel	11	3.8	0.26	mg/Kg			1	6010C
7782-49-2	Selenium	1.9	1.9	0.43	mg/Kg	U		1	6010C
7440-22-4	Silver	0.96	0.96	0.096	mg/Kg	U		1	6010C
7440-28-0	Thallium	1.9	1.9	0.53	mg/Kg	U		1	6010C
7440-62-2	Vanadium	48	0.96	0.12	mg/Kg			1	6010C
7440-66-6	Zinc	20	4.8	0.96	mg/Kg		B	1	6010C
7439-97-6	Mercury	0.25	0.12	0.018	mg/Kg			1	7471B

1A-IN
INORGANIC ANALYSIS DATA SHEET
METALS

Client Sample ID: DR-SB-208-08-10 Lab Sample ID: 240-28436-12

Lab Name: TestAmerica Canton Job No.: 240-28436-1

SDG ID.:

Matrix: Solid Date Sampled: 08/27/2013 12:05

Reporting Basis: DRY Date Received: 08/28/2013 09:15

% Solids: 87.7

CAS No.	Analyte	Result	RL	MDL	Units	C	Q	DIL	Method
7440-36-0	Antimony	0.38	1.8	0.34	mg/Kg	J		1	6010C
7440-38-2	Arsenic	4.5	1.3	0.26	mg/Kg			1	6010C
7440-39-3	Barium	17	18	0.062	mg/Kg	J	B	1	6010C
7440-41-7	Beryllium	0.46	0.44	0.038	mg/Kg			1	6010C
7440-43-9	Cadmium	0.44	0.44	0.032	mg/Kg	U		1	6010C
7440-47-3	Chromium	19	0.88	0.18	mg/Kg			1	6010C
7440-48-4	Cobalt	15	0.88	0.14	mg/Kg			1	6010C
7440-50-8	Copper	14	2.2	0.65	mg/Kg			1	6010C
7439-92-1	Lead	6.6	0.88	0.17	mg/Kg			1	6010C
7439-98-7	Molybdenum	0.42	3.5	0.24	mg/Kg	J		1	6010C
7440-02-0	Nickel	13	3.5	0.24	mg/Kg			1	6010C
7782-49-2	Selenium	1.8	1.8	0.39	mg/Kg	U		1	6010C
7440-22-4	Silver	0.88	0.88	0.088	mg/Kg	U		1	6010C
7440-28-0	Thallium	1.8	1.8	0.48	mg/Kg	U		1	6010C
7440-62-2	Vanadium	33	0.88	0.11	mg/Kg			1	6010C
7440-66-6	Zinc	29	4.4	0.88	mg/Kg		B	1	6010C
7439-97-6	Mercury	0.043	0.11	0.017	mg/Kg	J		1	7471B

1A-IN
INORGANIC ANALYSIS DATA SHEET
METALS

Client Sample ID: DR-SB-209-04-06 Lab Sample ID: 240-28436-13

Lab Name: TestAmerica Canton Job No.: 240-28436-1

SDG ID.:

Matrix: Solid Date Sampled: 08/27/2013 13:50

Reporting Basis: DRY Date Received: 08/28/2013 09:15

% Solids: 89.7

CAS No.	Analyte	Result	RL	MDL	Units	C	Q	DIL	Method
7440-36-0	Antimony	2.2	2.2	0.43	mg/Kg	U		1	6010C
7440-38-2	Arsenic	2.6	1.7	0.33	mg/Kg			1	6010C
7440-39-3	Barium	15	22	0.078	mg/Kg	J	B	1	6010C
7440-41-7	Beryllium	0.11	0.55	0.047	mg/Kg	J		1	6010C
7440-43-9	Cadmium	0.091	0.55	0.040	mg/Kg	J		1	6010C
7440-47-3	Chromium	7.0	1.1	0.22	mg/Kg			1	6010C
7440-48-4	Cobalt	2.3	1.1	0.18	mg/Kg			1	6010C
7440-50-8	Copper	8.1	2.8	0.82	mg/Kg			1	6010C
7439-92-1	Lead	14	1.1	0.21	mg/Kg			1	6010C
7439-98-7	Molybdenum	4.4	4.4	0.30	mg/Kg	U		1	6010C
7440-02-0	Nickel	2.1	4.4	0.30	mg/Kg	J		1	6010C
7782-49-2	Selenium	2.2	2.2	0.50	mg/Kg	U		1	6010C
7440-22-4	Silver	0.22	1.1	0.11	mg/Kg	J		1	6010C
7440-28-0	Thallium	2.2	2.2	0.61	mg/Kg	U		1	6010C
7440-62-2	Vanadium	12	1.1	0.13	mg/Kg			1	6010C
7440-66-6	Zinc	41	5.5	1.1	mg/Kg		B	1	6010C
7439-97-6	Mercury	0.36	0.10	0.016	mg/Kg			1	7471B

1A-IN
INORGANIC ANALYSIS DATA SHEET
METALS

Client Sample ID: DR-SB-209-08-10 Lab Sample ID: 240-28436-14

Lab Name: TestAmerica Canton Job No.: 240-28436-1

SDG ID.:

Matrix: Solid Date Sampled: 08/27/2013 13:55

Reporting Basis: DRY Date Received: 08/28/2013 09:15

% Solids: 86.2

CAS No.	Analyte	Result	RL	MDL	Units	C	Q	DIL	Method
7440-36-0	Antimony	2.0	2.0	0.39	mg/Kg	U		1	6010C
7440-38-2	Arsenic	2.1	1.5	0.30	mg/Kg			1	6010C
7440-39-3	Barium	15	20	0.070	mg/Kg	J	B	1	6010C
7440-41-7	Beryllium	0.34	0.50	0.043	mg/Kg	J		1	6010C
7440-43-9	Cadmium	0.045	0.50	0.036	mg/Kg	J		1	6010C
7440-47-3	Chromium	15	0.99	0.20	mg/Kg			1	6010C
7440-48-4	Cobalt	2.2	0.99	0.16	mg/Kg			1	6010C
7440-50-8	Copper	7.5	2.5	0.73	mg/Kg			1	6010C
7439-92-1	Lead	7.0	0.99	0.19	mg/Kg			1	6010C
7439-98-7	Molybdenum	0.90	4.0	0.27	mg/Kg	J		1	6010C
7440-02-0	Nickel	4.4	4.0	0.27	mg/Kg			1	6010C
7782-49-2	Selenium	2.0	2.0	0.45	mg/Kg	U		1	6010C
7440-22-4	Silver	0.99	0.99	0.099	mg/Kg	U		1	6010C
7440-28-0	Thallium	2.0	2.0	0.55	mg/Kg	U		1	6010C
7440-62-2	Vanadium	16	0.99	0.12	mg/Kg			1	6010C
7440-66-6	Zinc	15	5.0	0.99	mg/Kg		B	1	6010C
7439-97-6	Mercury	0.090	0.099	0.015	mg/Kg	J		1	7471B

1A-IN
INORGANIC ANALYSIS DATA SHEET
METALS

Client Sample ID: DR-SB-210-04-06 Lab Sample ID: 240-28436-15

Lab Name: TestAmerica Canton Job No.: 240-28436-1

SDG ID.:

Matrix: Solid Date Sampled: 08/27/2013 12:10

Reporting Basis: DRY Date Received: 08/28/2013 09:15

% Solids: 89.5

CAS No.	Analyte	Result	RL	MDL	Units	C	Q	DIL	Method
7440-36-0	Antimony	1.8	1.8	0.34	mg/Kg	U		1	6010C
7440-38-2	Arsenic	1.8	1.3	0.26	mg/Kg			1	6010C
7440-39-3	Barium	10	18	0.062	mg/Kg	J	B	1	6010C
7440-41-7	Beryllium	0.16	0.44	0.038	mg/Kg	J		1	6010C
7440-43-9	Cadmium	0.44	0.44	0.032	mg/Kg	U		1	6010C
7440-47-3	Chromium	9.2	0.88	0.18	mg/Kg			1	6010C
7440-48-4	Cobalt	1.6	0.88	0.14	mg/Kg			1	6010C
7440-50-8	Copper	5.0	2.2	0.65	mg/Kg			1	6010C
7439-92-1	Lead	4.9	0.88	0.17	mg/Kg			1	6010C
7439-98-7	Molybdenum	0.59	3.5	0.24	mg/Kg	J		1	6010C
7440-02-0	Nickel	3.0	3.5	0.24	mg/Kg	J		1	6010C
7782-49-2	Selenium	1.8	1.8	0.40	mg/Kg	U		1	6010C
7440-22-4	Silver	0.88	0.88	0.088	mg/Kg	U		1	6010C
7440-28-0	Thallium	1.8	1.8	0.48	mg/Kg	U		1	6010C
7440-62-2	Vanadium	11	0.88	0.11	mg/Kg			1	6010C
7440-66-6	Zinc	11	4.4	0.88	mg/Kg		B	1	6010C
7439-97-6	Mercury	0.059	0.12	0.018	mg/Kg	J		1	7471B

1A-IN
INORGANIC ANALYSIS DATA SHEET
METALS

Client Sample ID: DR-SB-210-12-13 Lab Sample ID: 240-28436-16

Lab Name: TestAmerica Canton Job No.: 240-28436-1

SDG ID.:

Matrix: Solid Date Sampled: 08/27/2013 12:45

Reporting Basis: DRY Date Received: 08/28/2013 09:15

% Solids: 88.2

CAS No.	Analyte	Result	RL	MDL	Units	C	Q	DIL	Method
7440-36-0	Antimony	2.1	2.1	0.40	mg/Kg	U		1	6010C
7440-38-2	Arsenic	3.6	1.5	0.31	mg/Kg			1	6010C
7440-39-3	Barium	28	21	0.073	mg/Kg		B	1	6010C
7440-41-7	Beryllium	0.21	0.52	0.044	mg/Kg	J		1	6010C
7440-43-9	Cadmium	0.27	0.52	0.037	mg/Kg	J		1	6010C
7440-47-3	Chromium	16	1.0	0.21	mg/Kg			1	6010C
7440-48-4	Cobalt	2.5	1.0	0.16	mg/Kg			1	6010C
7440-50-8	Copper	15	2.6	0.76	mg/Kg			1	6010C
7439-92-1	Lead	25	1.0	0.20	mg/Kg			1	6010C
7439-98-7	Molybdenum	4.1	4.1	0.28	mg/Kg	U		1	6010C
7440-02-0	Nickel	4.0	4.1	0.28	mg/Kg	J		1	6010C
7782-49-2	Selenium	2.1	2.1	0.46	mg/Kg	U		1	6010C
7440-22-4	Silver	0.55	1.0	0.10	mg/Kg	J		1	6010C
7440-28-0	Thallium	2.1	2.1	0.57	mg/Kg	U		1	6010C
7440-62-2	Vanadium	27	1.0	0.12	mg/Kg			1	6010C
7440-66-6	Zinc	52	5.2	1.0	mg/Kg		B	1	6010C
7439-97-6	Mercury	0.81	0.13	0.019	mg/Kg			1	7471B

1A-IN
INORGANIC ANALYSIS DATA SHEET
METALS

Client Sample ID: DR-SB-211-04-06 Lab Sample ID: 240-28436-17

Lab Name: TestAmerica Canton Job No.: 240-28436-1

SDG ID.:

Matrix: Solid Date Sampled: 08/27/2013 14:50

Reporting Basis: DRY Date Received: 08/28/2013 09:15

% Solids: 88.3

CAS No.	Analyte	Result	RL	MDL	Units	C	Q	DIL	Method
7440-36-0	Antimony	0.64	1.9	0.38	mg/Kg	J		1	6010C
7440-38-2	Arsenic	2.7	1.5	0.29	mg/Kg			1	6010C
7440-39-3	Barium	32	19	0.069	mg/Kg		B	1	6010C
7440-41-7	Beryllium	0.37	0.48	0.042	mg/Kg	J		1	6010C
7440-43-9	Cadmium	0.35	0.48	0.035	mg/Kg	J		1	6010C
7440-47-3	Chromium	40	0.97	0.19	mg/Kg			1	6010C
7440-48-4	Cobalt	3.4	0.97	0.15	mg/Kg			1	6010C
7440-50-8	Copper	21	2.4	0.72	mg/Kg			1	6010C
7439-92-1	Lead	50	0.97	0.18	mg/Kg			1	6010C
7439-98-7	Molybdenum	0.28	3.9	0.26	mg/Kg	J		1	6010C
7440-02-0	Nickel	6.7	3.9	0.26	mg/Kg			1	6010C
7782-49-2	Selenium	1.9	1.9	0.44	mg/Kg	U		1	6010C
7440-22-4	Silver	0.37	0.97	0.097	mg/Kg	J		1	6010C
7440-28-0	Thallium	1.9	1.9	0.53	mg/Kg	U		1	6010C
7440-62-2	Vanadium	16	0.97	0.12	mg/Kg			1	6010C
7440-66-6	Zinc	78	4.8	0.97	mg/Kg		B	1	6010C
7439-97-6	Mercury	0.33	0.12	0.018	mg/Kg			1	7471B

1A-IN
INORGANIC ANALYSIS DATA SHEET
METALS

Client Sample ID: DR-SB-211-08-10 Lab Sample ID: 240-28436-18

Lab Name: TestAmerica Canton Job No.: 240-28436-1

SDG ID.:

Matrix: Solid Date Sampled: 08/27/2013 14:55

Reporting Basis: DRY Date Received: 08/28/2013 09:15

% Solids: 88.2

CAS No.	Analyte	Result	RL	MDL	Units	C	Q	DIL	Method
7440-36-0	Antimony	2.2	2.2	0.43	mg/Kg	U		1	6010C
7440-38-2	Arsenic	3.0	1.7	0.33	mg/Kg			1	6010C
7440-39-3	Barium	13	22	0.078	mg/Kg	J	B	1	6010C
7440-41-7	Beryllium	0.30	0.55	0.047	mg/Kg	J		1	6010C
7440-43-9	Cadmium	0.55	0.55	0.040	mg/Kg	U		1	6010C
7440-47-3	Chromium	17	1.1	0.22	mg/Kg			1	6010C
7440-48-4	Cobalt	1.8	1.1	0.18	mg/Kg			1	6010C
7440-50-8	Copper	6.8	2.8	0.81	mg/Kg			1	6010C
7439-92-1	Lead	3.0	1.1	0.21	mg/Kg			1	6010C
7439-98-7	Molybdenum	4.4	4.4	0.30	mg/Kg	U		1	6010C
7440-02-0	Nickel	3.7	4.4	0.30	mg/Kg	J		1	6010C
7782-49-2	Selenium	2.2	2.2	0.50	mg/Kg	U		1	6010C
7440-22-4	Silver	1.1	1.1	0.11	mg/Kg	U		1	6010C
7440-28-0	Thallium	2.2	2.2	0.61	mg/Kg	U		1	6010C
7440-62-2	Vanadium	31	1.1	0.13	mg/Kg			1	6010C
7440-66-6	Zinc	9.5	5.5	1.1	mg/Kg		B	1	6010C
7439-97-6	Mercury	0.12	0.12	0.019	mg/Kg	U		1	7471B

1A-IN
INORGANIC ANALYSIS DATA SHEET
METALS

Client Sample ID: DR-SB-212-04-06 | Lab Sample ID: 240-28436-19

Lab Name: TestAmerica Canton | Job No.: 240-28436-1

SDG ID.:

Matrix: Solid | Date Sampled: 08/27/2013 13:55

Reporting Basis: DRY | Date Received: 08/28/2013 09:15

% Solids: 86.7

CAS No.	Analyte	Result	RL	MDL	Units	C	Q	DIL	Method
7440-36-0	Antimony	2.3	2.3	0.45	mg/Kg	U		1	6010C
7440-38-2	Arsenic	6.0	1.7	0.34	mg/Kg			1	6010C
7440-39-3	Barium	14	23	0.081	mg/Kg	J	B	1	6010C
7440-41-7	Beryllium	0.41	0.57	0.049	mg/Kg	J		1	6010C
7440-43-9	Cadmium	0.57	0.57	0.041	mg/Kg	U		1	6010C
7440-47-3	Chromium	24	1.1	0.23	mg/Kg			1	6010C
7440-48-4	Cobalt	2.8	1.1	0.18	mg/Kg			1	6010C
7440-50-8	Copper	8.9	2.9	0.85	mg/Kg			1	6010C
7439-92-1	Lead	4.4	1.1	0.22	mg/Kg			1	6010C
7439-98-7	Molybdenum	4.6	4.6	0.31	mg/Kg	U		1	6010C
7440-02-0	Nickel	5.6	4.6	0.31	mg/Kg			1	6010C
7782-49-2	Selenium	2.3	2.3	0.51	mg/Kg	U		1	6010C
7440-22-4	Silver	1.1	1.1	0.11	mg/Kg	U		1	6010C
7440-28-0	Thallium	2.3	2.3	0.63	mg/Kg	U		1	6010C
7440-62-2	Vanadium	51	1.1	0.14	mg/Kg			1	6010C
7440-66-6	Zinc	12	5.7	1.1	mg/Kg		B	1	6010C
7439-97-6	Mercury	0.097	0.12	0.018	mg/Kg	J		1	7471B

1A-IN
INORGANIC ANALYSIS DATA SHEET
METALS

Client Sample ID: DR-SB-212-11-13 Lab Sample ID: 240-28436-20

Lab Name: TestAmerica Canton Job No.: 240-28436-1

SDG ID.:

Matrix: Solid Date Sampled: 08/27/2013 14:15

Reporting Basis: DRY Date Received: 08/28/2013 09:15

% Solids: 90.2

CAS No.	Analyte	Result	RL	MDL	Units	C	Q	DIL	Method
7440-36-0	Antimony	1.9	1.9	0.37	mg/Kg	U		1	6010C
7440-38-2	Arsenic	1.2	1.4	0.28	mg/Kg	J		1	6010C
7440-39-3	Barium	9.3	19	0.067	mg/Kg	J	B	1	6010C
7440-41-7	Beryllium	0.090	0.47	0.040	mg/Kg	J		1	6010C
7440-43-9	Cadmium	0.17	0.47	0.034	mg/Kg	J		1	6010C
7440-47-3	Chromium	5.1	0.94	0.19	mg/Kg			1	6010C
7440-48-4	Cobalt	1.9	0.94	0.15	mg/Kg			1	6010C
7440-50-8	Copper	3.9	2.3	0.70	mg/Kg			1	6010C
7439-92-1	Lead	5.1	0.94	0.18	mg/Kg			1	6010C
7439-98-7	Molybdenum	3.8	3.8	0.25	mg/Kg	U		1	6010C
7440-02-0	Nickel	3.0	3.8	0.25	mg/Kg	J		1	6010C
7782-49-2	Selenium	1.9	1.9	0.42	mg/Kg	U		1	6010C
7440-22-4	Silver	0.94	0.94	0.094	mg/Kg	U		1	6010C
7440-28-0	Thallium	1.9	1.9	0.52	mg/Kg	U		1	6010C
7440-62-2	Vanadium	6.2	0.94	0.11	mg/Kg			1	6010C
7440-66-6	Zinc	17	4.7	0.94	mg/Kg		B	1	6010C
7439-97-6	Mercury	0.13	0.13	0.019	mg/Kg	U		1	7471B

1A-IN
INORGANIC ANALYSIS DATA SHEET
METALS

Client Sample ID: DR-SB-DUP01-0406 Lab Sample ID: 240-28436-22

Lab Name: TestAmerica Canton Job No.: 240-28436-1

SDG ID.:

Matrix: Solid Date Sampled: 08/27/2013 12:15

Reporting Basis: DRY Date Received: 08/28/2013 09:15

% Solids: 89.3

CAS No.	Analyte	Result	RL	MDL	Units	C	Q	DIL	Method
7440-36-0	Antimony	1.9	1.9	0.37	mg/Kg	U		1	6010C
7440-38-2	Arsenic	1.5	1.4	0.29	mg/Kg			1	6010C
7440-39-3	Barium	8.1	19	0.068	mg/Kg	J	B	1	6010C
7440-41-7	Beryllium	0.096	0.48	0.041	mg/Kg	J		1	6010C
7440-43-9	Cadmium	0.041	0.48	0.034	mg/Kg	J		1	6010C
7440-47-3	Chromium	8.0	0.96	0.19	mg/Kg			1	6010C
7440-48-4	Cobalt	0.90	0.96	0.15	mg/Kg	J		1	6010C
7440-50-8	Copper	4.9	2.4	0.71	mg/Kg			1	6010C
7439-92-1	Lead	4.3	0.96	0.18	mg/Kg			1	6010C
7439-98-7	Molybdenum	0.58	3.8	0.26	mg/Kg	J		1	6010C
7440-02-0	Nickel	1.9	3.8	0.26	mg/Kg	J		1	6010C
7782-49-2	Selenium	1.9	1.9	0.43	mg/Kg	U		1	6010C
7440-22-4	Silver	0.96	0.96	0.096	mg/Kg	U		1	6010C
7440-28-0	Thallium	1.9	1.9	0.53	mg/Kg	U		1	6010C
7440-62-2	Vanadium	7.6	0.96	0.11	mg/Kg			1	6010C
7440-66-6	Zinc	10	4.8	0.96	mg/Kg		B	1	6010C
7439-97-6	Mercury	0.036	0.10	0.016	mg/Kg	J		1	7471B

1B-IN
INORGANIC ANALYSIS DATA SHEET
GENERAL CHEMISTRY

Client Sample ID: DR-SB-202-02-04 Lab Sample ID: 240-28436-1

Lab Name: TestAmerica Canton Job No.: 240-28436-1

SDG ID.:

Matrix: Solid Date Sampled: 08/27/2013 09:30

Reporting Basis: DRY Date Received: 08/28/2013 09:15

% Solids: 85.2

CAS No.	Analyte	Result	RL	MDL	Units	C	Q	DIL	Method
18540-29-9	Cr (VI)	0.94	0.94	0.32	mg/Kg	U		1	7196A

1B-IN
INORGANIC ANALYSIS DATA SHEET
GENERAL CHEMISTRY

Client Sample ID: DR-SB-202-06-08 Lab Sample ID: 240-28436-2

Lab Name: TestAmerica Canton Job No.: 240-28436-1

SDG ID.:

Matrix: Solid Date Sampled: 08/27/2013 09:35

Reporting Basis: DRY Date Received: 08/28/2013 09:15

% Solids: 93.8

CAS No.	Analyte	Result	RL	MDL	Units	C	Q	DIL	Method
18540-29-9	Cr (VI)	0.85	0.85	0.29	mg/Kg	U		1	7196A

1B-IN
INORGANIC ANALYSIS DATA SHEET
GENERAL CHEMISTRY

Client Sample ID: DR-SB-204-02-04 Lab Sample ID: 240-28436-3

Lab Name: TestAmerica Canton Job No.: 240-28436-1

SDG ID.:

Matrix: Solid Date Sampled: 08/27/2013 10:25

Reporting Basis: DRY Date Received: 08/28/2013 09:15

% Solids: 87.4

CAS No.	Analyte	Result	RL	MDL	Units	C	Q	DIL	Method
18540-29-9	Cr (VI)	0.92	0.92	0.31	mg/Kg	U		1	7196A

1B-IN
INORGANIC ANALYSIS DATA SHEET
GENERAL CHEMISTRY

Client Sample ID: DR-SB-204-08-10 Lab Sample ID: 240-28436-4

Lab Name: TestAmerica Canton Job No.: 240-28436-1

SDG ID.:

Matrix: Solid Date Sampled: 08/27/2013 10:30

Reporting Basis: DRY Date Received: 08/28/2013 09:15

% Solids: 84.5

CAS No.	Analyte	Result	RL	MDL	Units	C	Q	DIL	Method
18540-29-9	Cr (VI)	0.95	0.95	0.32	mg/Kg	U		1	7196A

1B-IN
INORGANIC ANALYSIS DATA SHEET
GENERAL CHEMISTRY

Client Sample ID: DR-SB-205-06-08 Lab Sample ID: 240-28436-5

Lab Name: TestAmerica Canton Job No.: 240-28436-1

SDG ID.:

Matrix: Solid Date Sampled: 08/27/2013 09:50

Reporting Basis: DRY Date Received: 08/28/2013 09:15

% Solids: 87.4

CAS No.	Analyte	Result	RL	MDL	Units	C	Q	DIL	Method
18540-29-9	Cr (VI)	0.92	0.92	0.31	mg/Kg	U		1	7196A

1B-IN
INORGANIC ANALYSIS DATA SHEET
GENERAL CHEMISTRY

Client Sample ID: DR-SB-205-10-12
Lab Sample ID: 240-28436-6
Lab Name: TestAmerica Canton
Job No.: 240-28436-1
SDG ID.:
Matrix: Solid
Date Sampled: 08/27/2013 10:05
Reporting Basis: DRY
Date Received: 08/28/2013 09:15
% Solids: 82.2

CAS No.	Analyte	Result	RL	MDL	Units	C	Q	DIL	Method
18540-29-9	Cr (VI)	5.1	0.97	0.33	mg/Kg			1	7196A

1B-IN
INORGANIC ANALYSIS DATA SHEET
GENERAL CHEMISTRY

Client Sample ID: DR-SB-206-04-06
Lab Sample ID: 240-28436-7
Lab Name: TestAmerica Canton
Job No.: 240-28436-1
SDG ID.:
Matrix: Solid
Date Sampled: 08/27/2013 11:05
Reporting Basis: DRY
Date Received: 08/28/2013 09:15
% Solids: 84.6

CAS No.	Analyte	Result	RL	MDL	Units	C	Q	DIL	Method
18540-29-9	Cr (VI)	0.95	0.95	0.32	mg/Kg	U		1	7196A

1B-IN
INORGANIC ANALYSIS DATA SHEET
GENERAL CHEMISTRY

Client Sample ID: DR-SB-206-08-10 Lab Sample ID: 240-28436-8

Lab Name: TestAmerica Canton Job No.: 240-28436-1

SDG ID.:

Matrix: Solid Date Sampled: 08/27/2013 11:10

Reporting Basis: DRY Date Received: 08/28/2013 09:15

% Solids: 87.5

CAS No.	Analyte	Result	RL	MDL	Units	C	Q	DIL	Method
18540-29-9	Cr (VI)	0.91	0.91	0.31	mg/Kg	U		1	7196A

1B-IN
INORGANIC ANALYSIS DATA SHEET
GENERAL CHEMISTRY

Client Sample ID: DR-SB-207-02-04 Lab Sample ID: 240-28436-9

Lab Name: TestAmerica Canton Job No.: 240-28436-1

SDG ID.:

Matrix: Solid Date Sampled: 08/27/2013 11:10

Reporting Basis: DRY Date Received: 08/28/2013 09:15

% Solids: 86.5

CAS No.	Analyte	Result	RL	MDL	Units	C	Q	DIL	Method
18540-29-9	Cr (VI)	0.92	0.92	0.31	mg/Kg	U		1	7196A

1B-IN
INORGANIC ANALYSIS DATA SHEET
GENERAL CHEMISTRY

Client Sample ID: DR-SB-207-10-12 Lab Sample ID: 240-28436-10

Lab Name: TestAmerica Canton Job No.: 240-28436-1

SDG ID.:

Matrix: Solid Date Sampled: 08/27/2013 11:00

Reporting Basis: DRY Date Received: 08/28/2013 09:15

% Solids: 89.3

CAS No.	Analyte	Result	RL	MDL	Units	C	Q	DIL	Method
18540-29-9	Cr (VI)	0.90	0.90	0.30	mg/Kg	U		1	7196A

1B-IN
INORGANIC ANALYSIS DATA SHEET
GENERAL CHEMISTRY

Client Sample ID: DR-SB-208-04-06 Lab Sample ID: 240-28436-11

Lab Name: TestAmerica Canton Job No.: 240-28436-1

SDG ID.:

Matrix: Solid Date Sampled: 08/27/2013 12:00

Reporting Basis: DRY Date Received: 08/28/2013 09:15

% Solids: 92.8

CAS No.	Analyte	Result	RL	MDL	Units	C	Q	DIL	Method
18540-29-9	Cr (VI)	0.86	0.86	0.29	mg/Kg	U		1	7196A

1B-IN
INORGANIC ANALYSIS DATA SHEET
GENERAL CHEMISTRY

Client Sample ID: DR-SB-208-08-10 Lab Sample ID: 240-28436-12

Lab Name: TestAmerica Canton Job No.: 240-28436-1

SDG ID.:

Matrix: Solid Date Sampled: 08/27/2013 12:05

Reporting Basis: DRY Date Received: 08/28/2013 09:15

% Solids: 87.7

CAS No.	Analyte	Result	RL	MDL	Units	C	Q	DIL	Method
18540-29-9	Cr (VI)	0.91	0.91	0.31	mg/Kg	U		1	7196A

1B-IN
INORGANIC ANALYSIS DATA SHEET
GENERAL CHEMISTRY

Client Sample ID: DR-SB-209-04-06 Lab Sample ID: 240-28436-13

Lab Name: TestAmerica Canton Job No.: 240-28436-1

SDG ID.:

Matrix: Solid Date Sampled: 08/27/2013 13:50

Reporting Basis: DRY Date Received: 08/28/2013 09:15

% Solids: 89.7

CAS No.	Analyte	Result	RL	MDL	Units	C	Q	DIL	Method
18540-29-9	Cr (VI)	0.89	0.89	0.30	mg/Kg	U		1	7196A

1B-IN
INORGANIC ANALYSIS DATA SHEET
GENERAL CHEMISTRY

Client Sample ID: DR-SB-209-08-10 Lab Sample ID: 240-28436-14

Lab Name: TestAmerica Canton Job No.: 240-28436-1

SDG ID.:

Matrix: Solid Date Sampled: 08/27/2013 13:55

Reporting Basis: DRY Date Received: 08/28/2013 09:15

% Solids: 86.2

CAS No.	Analyte	Result	RL	MDL	Units	C	Q	DIL	Method
18540-29-9	Cr (VI)	0.93	0.93	0.31	mg/Kg	U		1	7196A

1B-IN
INORGANIC ANALYSIS DATA SHEET
GENERAL CHEMISTRY

Client Sample ID: DR-SB-210-04-06
Lab Sample ID: 240-28436-15
Lab Name: TestAmerica Canton
Job No.: 240-28436-1
SDG ID.:
Matrix: Solid
Date Sampled: 08/27/2013 12:10
Reporting Basis: DRY
Date Received: 08/28/2013 09:15
% Solids: 89.5

CAS No.	Analyte	Result	RL	MDL	Units	C	Q	DIL	Method
18540-29-9	Cr (VI)	0.89	0.89	0.30	mg/Kg	U		1	7196A

1B-IN
INORGANIC ANALYSIS DATA SHEET
GENERAL CHEMISTRY

Client Sample ID: DR-SB-210-12-13 Lab Sample ID: 240-28436-16

Lab Name: TestAmerica Canton Job No.: 240-28436-1

SDG ID.:

Matrix: Solid Date Sampled: 08/27/2013 12:45

Reporting Basis: DRY Date Received: 08/28/2013 09:15

% Solids: 88.2

CAS No.	Analyte	Result	RL	MDL	Units	C	Q	DIL	Method
18540-29-9	Cr (VI)	0.91	0.91	0.31	mg/Kg	U		1	7196A

1B-IN
INORGANIC ANALYSIS DATA SHEET
GENERAL CHEMISTRY

Client Sample ID: DR-SB-211-04-06 Lab Sample ID: 240-28436-17

Lab Name: TestAmerica Canton Job No.: 240-28436-1

SDG ID.:

Matrix: Solid Date Sampled: 08/27/2013 14:50

Reporting Basis: DRY Date Received: 08/28/2013 09:15

% Solids: 88.3

CAS No.	Analyte	Result	RL	MDL	Units	C	Q	DIL	Method
18540-29-9	Cr (VI)	0.91	0.91	0.31	mg/Kg	U		1	7196A

1B-IN
INORGANIC ANALYSIS DATA SHEET
GENERAL CHEMISTRY

Client Sample ID: DR-SB-211-08-10 Lab Sample ID: 240-28436-18

Lab Name: TestAmerica Canton Job No.: 240-28436-1

SDG ID.:

Matrix: Solid Date Sampled: 08/27/2013 14:55

Reporting Basis: DRY Date Received: 08/28/2013 09:15

% Solids: 88.2

CAS No.	Analyte	Result	RL	MDL	Units	C	Q	DIL	Method
18540-29-9	Cr (VI)	0.91	0.91	0.31	mg/Kg	U		1	7196A

1B-IN
INORGANIC ANALYSIS DATA SHEET
GENERAL CHEMISTRY

Client Sample ID: DR-SB-212-04-06
Lab Sample ID: 240-28436-19
Lab Name: TestAmerica Canton
Job No.: 240-28436-1
SDG ID.:
Matrix: Solid
Date Sampled: 08/27/2013 13:55
Reporting Basis: DRY
Date Received: 08/28/2013 09:15
% Solids: 86.7

CAS No.	Analyte	Result	RL	MDL	Units	C	Q	DIL	Method
18540-29-9	Cr (VI)	0.43	0.92	0.31	mg/Kg	J		1	7196A

1B-IN
INORGANIC ANALYSIS DATA SHEET
GENERAL CHEMISTRY

Client Sample ID: DR-SB-212-11-13 Lab Sample ID: 240-28436-20

Lab Name: TestAmerica Canton Job No.: 240-28436-1

SDG ID.:

Matrix: Solid Date Sampled: 08/27/2013 14:15

Reporting Basis: DRY Date Received: 08/28/2013 09:15

% Solids: 90.2

CAS No.	Analyte	Result	RL	MDL	Units	C	Q	DIL	Method
18540-29-9	Cr (VI)	0.89	0.89	0.30	mg/Kg	U		1	7196A

1B-IN
INORGANIC ANALYSIS DATA SHEET
GENERAL CHEMISTRY

Client Sample ID: DR-SB-DUP01-0406 Lab Sample ID: 240-28436-22

Lab Name: TestAmerica Canton Job No.: 240-28436-1

SDG ID.:

Matrix: Solid Date Sampled: 08/27/2013 12:15

Reporting Basis: DRY Date Received: 08/28/2013 09:15

% Solids: 89.3

CAS No.	Analyte	Result	RL	MDL	Units	C	Q	DIL	Method
18540-29-9	Cr (VI)	0.90	0.90	0.30	mg/Kg	U		1	7196A

APPENDIX C
SUPPORT DOCUMENTATION

CASE NARRATIVE

Client: Tetra Tech, Inc

Project: Taxiway Tango

Report Number: 240-28436-1

With the exceptions noted as flags or footnotes, standard analytical protocols were followed in the analysis of the samples and no problems were encountered or anomalies observed. In addition all laboratory quality control samples were within established control limits, with any exceptions noted below. Each sample was analyzed to achieve the lowest possible reporting limit within the constraints of the method. In some cases, due to interference or analytes present at high concentrations, samples were diluted. For diluted samples, the reporting limits are adjusted relative to the dilution required.

TestAmerica Canton attests to the validity of the laboratory data generated by TestAmerica facilities reported herein. All analyses performed by TestAmerica facilities were done using established laboratory SOPs that incorporate QA/QC procedures described in the application methods. TestAmerica's operations groups have reviewed the data for compliance with the laboratory QA/QC plan, and data have been found to be compliant with laboratory protocols unless otherwise noted below.

The test results in this report meet all NELAP requirements for parameters for which accreditation is required or available. Any exceptions to NELAP requirements are noted in this report. Pursuant to NELAP, this report may not be reproduced, except in full, without the written approval of the laboratory.

Calculations are performed before rounding to avoid round-off errors in calculated results.

All holding times were met and proper preservation noted for the methods performed on these samples, unless otherwise detailed in the individual sections below.

All solid sample results are reported on an "as received" basis unless otherwise indicated by the presence of a % solids value in the method header.

This laboratory report is confidential and is intended for the sole use of TestAmerica and its client.

RECEIPT

The samples were received on 08/28/2013; the samples arrived in good condition, properly preserved and on ice. The temperatures of the coolers at receipt were 3.4, 3.8 and 4.6 C.

VOLATILE ORGANIC COMPOUNDS (GCMS)

Samples DR-SB-202-02-04 (240-28436-1), DR-SB-202-06-08 (240-28436-2), DR-SB-204-02-04 (240-28436-3), DR-SB-204-08-10 (240-28436-4), DR-SB-205-06-08 (240-28436-5), DR-SB-205-10-12 (240-28436-6), DR-SB-206-04-06 (240-28436-7), DR-SB-206-08-10 (240-28436-8), DR-SB-207-02-04 (240-28436-9), DR-SB-207-10-12 (240-28436-10), DR-SB-208-04-06 (240-28436-11), DR-SB-208-08-10 (240-28436-12), DR-SB-209-04-06 (240-28436-13), DR-SB-209-08-10 (240-28436-14), DR-SB-210-04-06 (240-28436-15), DR-SB-210-12-13 (240-28436-16), DR-SB-211-04-06 (240-28436-17), DR-SB-211-08-10 (240-28436-18), DR-SB-212-04-06 (240-28436-19), DR-SB-212-11-13 (240-28436-20) and DR-SB-DUP01-0406 (240-28436-22) were analyzed for volatile organic compounds (GCMS) in accordance with EPA SW-846 Method 8260B. The samples were prepared on 08/28/2013 and 08/29/2013 and analyzed on 09/05/2013 and 09/06/2013.

Methylene Chloride was detected in method blank MB 240-100218/1-A at a level exceeding the reporting limit. If the associated sample reported a result above the MDL and/or RL, the result has been flagged.

1,2,3-Trichlorobenzene, 1,2,4-Trichlorobenzene and Naphthalene were detected in method blank MB 240-100252/6 at levels that were above the method detection limit but below the reporting limit. The values should be considered estimates, and have been flagged. If the associated sample reported a result above the MDL and/or RL, the result has been flagged.

1,2,3-Trichlorobenzene, 1,2,4-Trichlorobenzene and Naphthalene were detected in method blank MB 240-100346/7 at levels that were above the method detection limit but below the reporting limit. The values should be considered estimates, and have been flagged. If the associated sample reported a result above the MDL and/or RL, the result has been flagged.

Methylene Chloride was detected in method blank MB 240-99539/1-A at a level that was above the method detection limit but below the reporting limit. The value should be considered an estimate, and has been flagged. If the associated sample reported a result above the MDL and/or RL, the result has been flagged.

Sample DR-SB-212-11-13 (240-28436-20)[25X] required dilution prior to analysis. The reporting limits have been adjusted accordingly.

The laboratory control sample (LCS) for batch 100155 recovered outside control limits for the following analytes: Vinyl Acetate and

1,1-Dichloropropene. These analytes were biased high in the LCS and were not detected in the associated samples; therefore, the data have been reported.

The laboratory control sample (LCS) for batch 100346 recovered outside control limits for the following analytes: 1,1-Dichloropropene and Tetrachloroethene. These analytes were biased high in the LCS and were not detected in the associated samples; therefore, the data have been reported.

Insufficient sample volume was available to meet method-mandated requirements for matrix spike/matrix spike duplicate (MS/MSD) analyses for batches 99556 and 100346.

No other difficulties were encountered during the VOCs analysis. All other quality control parameters were within the acceptance limits.

VOLATILE ORGANIC COMPOUNDS (GCMS)

Samples TB-082713 (240-28436-21), TB-082713-2 (240-28436-23) and TB-082713-3 (240-28436-24) were analyzed for volatile organic compounds (GCMS) in accordance with EPA SW-846 Method 8260B. The samples were analyzed on 09/04/2013 and 09/05/2013.

Acetone was detected in method blank MB 240-100092/6 at a level exceeding the reporting limit. If the associated sample reported a result above the MDL and/or RL, the result has been flagged.

Methylene Chloride was detected in method blank MB 240-100203/18 at a level exceeding the reporting limit. If the associated sample reported a result above the MDL and/or RL, the result has been flagged.

1,1,1,2-Tetrachloroethane, Dibromochloromethane and trans-1,3-Dichloropropene failed the recovery criteria high for LCS 240-100092/4.

The laboratory control sample (LCS) for batch 100092 recovered outside control limits for multiple analytes. These analytes were biased high in the LCS and were not detected in the associated samples; therefore, the data have been reported.

No other difficulties were encountered during the VOCs analysis. All other quality control parameters were within the acceptance limits.

SEMIVOLATILE ORGANIC COMPOUNDS (GCMS)

Samples DR-SB-202-02-04 (240-28436-1), DR-SB-202-06-08 (240-28436-2), DR-SB-204-02-04 (240-28436-3), DR-SB-204-08-10 (240-28436-4), DR-SB-205-06-08 (240-28436-5), DR-SB-205-10-12 (240-28436-6), DR-SB-206-04-06 (240-28436-7), DR-SB-206-08-10 (240-28436-8), DR-SB-207-02-04 (240-28436-9), DR-SB-207-10-12 (240-28436-10), DR-SB-208-04-06 (240-28436-11), DR-SB-208-08-10 (240-28436-12), DR-SB-209-04-06 (240-28436-13), DR-SB-209-08-10 (240-28436-14), DR-SB-210-04-06 (240-28436-15), DR-SB-210-12-13 (240-28436-16), DR-SB-211-04-06 (240-28436-17), DR-SB-211-08-10 (240-28436-18), DR-SB-212-04-06 (240-28436-19), DR-SB-212-11-13 (240-28436-20) and DR-SB-DUP01-0406 (240-28436-22) were analyzed for semivolatile organic compounds (GCMS) in accordance with EPA SW-846 Method 8270D. The samples were prepared on 09/06/2013 and 09/09/2013 and analyzed on 09/11/2013 and 09/12/2013.

Bis(2-ethylhexyl) phthalate, Diethyl phthalate and Di-n-butyl phthalate were detected in method blank MB 240-100631/23-B at levels that were above the method detection limit but below the reporting limit. The values should be considered estimates, and have been flagged. If the associated sample reported a result above the MDL and/or RL, the result has been flagged.

Sample DR-SB-206-08-10 (240-28436-8)[2X] required dilution prior to analysis. The reporting limits have been adjusted accordingly.

The laboratory control sample (LCS) for batch 100408 associated with sample(s) DR-SB-202-02-04 (240-28436-1), DR-SB-202-06-08 (240-28436-2), DR-SB-204-02-04 (240-28436-3), DR-SB-204-08-10 (240-28436-4), DR-SB-205-06-08 (240-28436-5), DR-SB-205-10-12 (240-28436-6), DR-SB-206-04-06 (240-28436-7), DR-SB-206-08-10 (240-28436-8) recovered outside control limits for the following analyte: Benzaldehyde. However, since Benzaldehyde is a non-controlling compound no corrective action was required.

The laboratory control sample (LCS) for batch 100631 associated with sample(s) DR-SB-207-02-04 (240-28436-9), DR-SB-207-10-12 (240-28436-10), DR-SB-208-04-06 (240-28436-11), DR-SB-208-08-10 (240-28436-12), DR-SB-209-04-06 (240-28436-13), DR-SB-209-08-10 (240-28436-14), DR-SB-210-04-06 (240-28436-15), DR-SB-210-12-13 (240-28436-16), DR-SB-211-04-06 (240-28436-17), DR-SB-211-08-10 (240-28436-18), DR-SB-212-04-06 (240-28436-19), DR-SB-212-11-13 (240-28436-20), DR-SB-DUP01-0406 (240-28436-22) recovered outside control limits for the following analyte: Benzaldehyde. However, since Benzaldehyde is a non-controlling compound no corrective action was required.

No other difficulties were encountered during the SVOCs analysis. All other quality control parameters were within the acceptance limits.

GASOLINE RANGE ORGANICS (GRO)

Samples DR-SB-202-02-04 (240-28436-1), DR-SB-202-06-08 (240-28436-2), DR-SB-204-02-04 (240-28436-3), DR-SB-204-08-10 (240-28436-4), DR-SB-205-06-08 (240-28436-5), DR-SB-205-10-12 (240-28436-6), DR-SB-206-04-06 (240-28436-7), DR-SB-206-08-10 (240-28436-8), DR-SB-207-02-04 (240-28436-9), DR-SB-207-10-12 (240-28436-10), DR-SB-208-04-06 (240-28436-11), DR-SB-208-08-10 (240-28436-12), DR-SB-209-04-06 (240-28436-13), DR-SB-209-08-10 (240-28436-14), DR-SB-210-04-06 (240-28436-15), DR-SB-210-12-13 (240-28436-16), DR-SB-211-04-06 (240-28436-17), DR-SB-211-08-10 (240-28436-18), DR-SB-212-04-06 (240-28436-19), DR-SB-212-11-13 (240-28436-20) and DR-SB-DUP01-0406 (240-28436-22) were analyzed for gasoline range organics (GRO) in accordance with EPA-SW-846 Method 8015C - GRO. The samples were analyzed on 08/30/2013, 08/31/2013 and 09/04/2013.

No difficulties were encountered during the GRO analysis. All quality control parameters were within the acceptance limits.

DIESEL RANGE ORGANICS (DRO)

Samples DR-SB-202-02-04 (240-28436-1), DR-SB-202-06-08 (240-28436-2), DR-SB-204-02-04 (240-28436-3), DR-SB-204-08-10 (240-28436-4), DR-SB-205-06-08 (240-28436-5), DR-SB-205-10-12 (240-28436-6), DR-SB-206-04-06 (240-28436-7), DR-SB-206-08-10 (240-28436-8), DR-SB-207-02-04 (240-28436-9), DR-SB-207-10-12 (240-28436-10), DR-SB-208-04-06 (240-28436-11), DR-SB-208-08-10 (240-28436-12), DR-SB-209-04-06 (240-28436-13), DR-SB-209-08-10 (240-28436-14), DR-SB-210-04-06 (240-28436-15), DR-SB-210-12-13 (240-28436-16), DR-SB-211-04-06 (240-28436-17), DR-SB-211-08-10 (240-28436-18), DR-SB-212-04-06 (240-28436-19), DR-SB-212-11-13 (240-28436-20) and DR-SB-DUP01-0406 (240-28436-22) were analyzed for diesel range organics (DRO) in accordance with EPA SW-846 Method 8015C - DRO. The samples were prepared on 09/03/2013 and 09/04/2013 and analyzed on 09/04/2013, 09/05/2013 and 09/06/2013.

Surrogates are added during the extraction process prior to dilution. When the sample dilution is 5X or greater, surrogate recoveries are diluted out and no corrective action is required.

No difficulties were encountered during the DRO analysis. All quality control parameters were within the acceptance limits.

POLYCHLORINATED BIPHENYLS (PCBS)

Samples DR-SB-202-02-04 (240-28436-1), DR-SB-202-06-08 (240-28436-2), DR-SB-204-02-04 (240-28436-3), DR-SB-204-08-10 (240-28436-4), DR-SB-205-06-08 (240-28436-5), DR-SB-205-10-12 (240-28436-6), DR-SB-206-04-06 (240-28436-7), DR-SB-206-08-10 (240-28436-8), DR-SB-207-02-04 (240-28436-9), DR-SB-207-10-12 (240-28436-10), DR-SB-208-04-06 (240-28436-11), DR-SB-208-08-10 (240-28436-12), DR-SB-209-04-06 (240-28436-13), DR-SB-209-08-10 (240-28436-14), DR-SB-210-04-06 (240-28436-15), DR-SB-210-12-13 (240-28436-16), DR-SB-211-04-06 (240-28436-17), DR-SB-211-08-10 (240-28436-18), DR-SB-212-04-06 (240-28436-19), DR-SB-212-11-13 (240-28436-20) and DR-SB-DUP01-0406 (240-28436-22) were analyzed for polychlorinated biphenyls (PCBs) in accordance with EPA SW-846 Method 8082A. The samples were prepared on 09/06/2013 and analyzed on 09/10/2013.

The following sample(s) required a tetrabutylammonium sulfite (TBA) clean-up to reduce matrix interferences caused by sulfur. Lot # S65830 : (240-28436-22 MS), (240-28436-22 MSD), DR-SB-202-02-04 (240-28436-1), DR-SB-202-06-08 (240-28436-2), DR-SB-204-02-04 (240-28436-3), DR-SB-204-08-10 (240-28436-4), DR-SB-205-06-08 (240-28436-5), DR-SB-205-10-12 (240-28436-6), DR-SB-206-04-06 (240-28436-7), DR-SB-206-08-10 (240-28436-8), DR-SB-207-02-04 (240-28436-9), DR-SB-207-10-12 (240-28436-10), DR-SB-208-04-06 (240-28436-11), DR-SB-208-08-10 (240-28436-12), DR-SB-209-04-06 (240-28436-13), DR-SB-209-08-10 (240-28436-14), DR-SB-210-04-06 (240-28436-15), DR-SB-210-12-13 (240-28436-16), DR-SB-211-04-06 (240-28436-17), DR-SB-211-08-10 (240-28436-18), DR-SB-212-04-06 (240-28436-19), DR-SB-212-11-13 (240-28436-20), DR-SB-DUP01-0406 (240-28436-22).

The following sample(s) appears to contain polychlorinated biphenyls (PCBs); however, due to weathering or other environmental processes, the PCBs in the sample do not closely match any of the laboratory's Aroclor standards used for instrument calibration: DR-SB-208-08-10 (240-28436-12). The sample(s) has been quantified and reported as a mixture of Aroclors 1254 and 1260. Due to the poor match with the Aroclor standard(s), there is increased qualitative and quantitative uncertainty associated with this result.

No other difficulties were encountered during the PCBs analysis. All other quality control parameters were within the acceptance limits.

TOTAL METALS (ICP)

Samples DR-SB-202-02-04 (240-28436-1), DR-SB-202-06-08 (240-28436-2), DR-SB-204-02-04 (240-28436-3), DR-SB-204-08-10 (240-28436-4), DR-SB-205-06-08 (240-28436-5), DR-SB-205-10-12 (240-28436-6), DR-SB-206-04-06 (240-28436-7), DR-SB-206-08-10 (240-28436-8), DR-SB-207-02-04 (240-28436-9), DR-SB-207-10-12 (240-28436-10), DR-SB-208-04-06 (240-28436-11), DR-SB-208-08-10 (240-28436-12), DR-SB-209-04-06 (240-28436-13), DR-SB-209-08-10 (240-28436-14), DR-SB-210-04-06 (240-28436-15), DR-SB-210-12-13 (240-28436-16), DR-SB-211-04-06 (240-28436-17), DR-SB-211-08-10 (240-28436-18), DR-SB-212-04-06 (240-28436-19), DR-SB-212-11-13 (240-28436-20) and DR-SB-DUP01-0406 (240-28436-22) were analyzed for total metals (ICP) in accordance with EPA SW-846 Method 6010C. The samples were prepared on 08/29/2013 and analyzed on 09/04/2013.

Barium and Zinc were detected in method blank MB 240-99525/1-A at levels that were above the method detection limit but below the reporting limit. The values should be considered estimates, and have been flagged. If the associated sample reported a result above the MDL and/or RL, the result has been flagged.

Barium and Zinc were detected in method blank MB 240-99553/1-A at levels that were above the method detection limit but below the reporting limit. The values should be considered estimates, and have been flagged. If the associated sample reported a result above the MDL and/or RL, the result has been flagged.

Antimony failed the recovery criteria low for the MS of sample DR-SB-207-10-12MS (240-28436-10) in batch 240-100170. Vanadium failed the recovery criteria high.

No other difficulties were encountered during the metals analysis. All other quality control parameters were within the acceptance limits.

MERCURY

Samples DR-SB-202-02-04 (240-28436-1), DR-SB-202-06-08 (240-28436-2), DR-SB-204-02-04 (240-28436-3), DR-SB-204-08-10 (240-28436-4), DR-SB-205-06-08 (240-28436-5), DR-SB-205-10-12 (240-28436-6), DR-SB-206-04-06 (240-28436-7), DR-SB-206-08-10 (240-28436-8), DR-SB-207-02-04 (240-28436-9), DR-SB-207-10-12 (240-28436-10), DR-SB-208-04-06 (240-28436-11),

DR-SB-208-08-10 (240-28436-12), DR-SB-209-04-06 (240-28436-13), DR-SB-209-08-10 (240-28436-14), DR-SB-210-04-06 (240-28436-15), DR-SB-210-12-13 (240-28436-16), DR-SB-211-04-06 (240-28436-17), DR-SB-211-08-10 (240-28436-18), DR-SB-212-04-06 (240-28436-19), DR-SB-212-11-13 (240-28436-20) and DR-SB-DUP01-0406 (240-28436-22) were analyzed for mercury in accordance with EPA SW-846 Method 7471B. The samples were prepared on 08/29/2013 and 09/06/2013 and analyzed on 09/03/2013, 09/04/2013 and 09/06/2013.

This sample has a homogeneity issue. The sample Dup and MS were redigested to verify poor recoveries. Both sets of data are reported.DR-SB-207-10-12 (240-28436-10)

No other difficulties were encountered during the mercury analysis. All other quality control parameters were within the acceptance limits.

HEXAVALENT CHROMIUM

Samples DR-SB-202-02-04 (240-28436-1), DR-SB-202-06-08 (240-28436-2), DR-SB-204-02-04 (240-28436-3), DR-SB-204-08-10 (240-28436-4), DR-SB-205-06-08 (240-28436-5), DR-SB-205-10-12 (240-28436-6), DR-SB-206-04-06 (240-28436-7), DR-SB-206-08-10 (240-28436-8), DR-SB-207-02-04 (240-28436-9), DR-SB-207-10-12 (240-28436-10), DR-SB-208-04-06 (240-28436-11), DR-SB-208-08-10 (240-28436-12), DR-SB-209-04-06 (240-28436-13), DR-SB-209-08-10 (240-28436-14), DR-SB-210-04-06 (240-28436-15), DR-SB-210-12-13 (240-28436-16), DR-SB-211-04-06 (240-28436-17), DR-SB-211-08-10 (240-28436-18), DR-SB-212-04-06 (240-28436-19), DR-SB-212-11-13 (240-28436-20) and DR-SB-DUP01-0406 (240-28436-22) were analyzed for hexavalent chromium in accordance with EPA SW-846 Method 3060A/7196A. The samples were prepared on 09/10/2013 and 09/12/2013 and analyzed on 09/11/2013 and 09/18/2013.

No difficulties were encountered during the hexavalent chromium analysis. All quality control parameters were within the acceptance limits.

PERCENT SOLIDS

Samples DR-SB-202-02-04 (240-28436-1), DR-SB-202-06-08 (240-28436-2), DR-SB-204-02-04 (240-28436-3), DR-SB-204-08-10 (240-28436-4), DR-SB-205-06-08 (240-28436-5), DR-SB-205-10-12 (240-28436-6), DR-SB-206-04-06 (240-28436-7), DR-SB-206-08-10 (240-28436-8), DR-SB-207-02-04 (240-28436-9), DR-SB-207-10-12 (240-28436-10), DR-SB-208-04-06 (240-28436-11), DR-SB-208-08-10 (240-28436-12), DR-SB-209-04-06 (240-28436-13), DR-SB-209-08-10 (240-28436-14), DR-SB-210-04-06 (240-28436-15), DR-SB-210-12-13 (240-28436-16), DR-SB-211-04-06 (240-28436-17), DR-SB-211-08-10 (240-28436-18), DR-SB-212-04-06 (240-28436-19), DR-SB-212-11-13 (240-28436-20) and DR-SB-DUP01-0406 (240-28436-22) were analyzed for percent solids in accordance with EPA Method 160.3 MOD. The samples were analyzed on 08/29/2013.

No difficulties were encountered during the % solids analysis. All quality control parameters were within the acceptance limits.

North Canton
4101 Shuffel Street, N. W.

North Canton, OH 44720
phone 330.497.9396 fax 330.497.0772

3,8,3-9,4-6

Chain of Custody



240-28436 Chain of Custody

TestAmerica
THE LEADER IN ENVIRONMENTAL TESTING

TestAmerica Laboratories, Inc.

Client Contact	Project Manager: Tony Apanavage	Site Contact: Tony Ap.	COC No:
Tetra Tech	Tel/Fax: 301-233-8230 (cell)	Lab Contact: Pat Omeara	Carrier: Fedex	1 of 3 COCs
20251 Century Blvd, Suite 200	Analysis Turnaround Time		Job No.
Germantown, MD 20874	Calendar (C) or Work Days (W) _____		112IC04882
(301) 528-3021 Phone	TAT if different from Below: Standard		SDG No.
(301) 528-3000 FAX	☐ 2 weeks		
Project Name: Taxiway Tango	☐ 1 week		
Site: MSA	☐ 2 days		Sampler: S. Cameron
P O #	☐ 1 day		

Sample Identification	Sample Date	Sample Time	Sample Type	Matrix	# of Cont.	Filtered Sample	VOCs	SVOCs, PCBs, TPH-GRO	TPH-DRO	Priority Pollutant Metals	Sample Specific Notes:
DR-SB-202- 02-04 ✓	8/27/2013	0936	Soil	Water	6		x	x	x	x	
DR-SB-202- 06-08 ✓	8/27/2013	0935	Soil	Water	6		x	x	x	x	
DR-SB-204- 02-04 ✓	8/27/2013	1025	Soil	Water	6		x	x	x	x	
DR-SB-204- 08-10 ✓	8/27/2013	1030	Soil	Water	6		x	x	x	x	
DR-SB-205- 06-08 ✓	8/27/2013	0950	Soil	Water	6		x	x	x	x	
DR-SB-205- 10-12 ✓	8/27/2013	1005	Soil	Water	6		x	x	x	x	
DR-SB-206- 04-06 ✓	8/27/2013	1105	Soil	Water	6		x	x	x	x	
DR-SB-206- 08-10 ✓	8/27/2013	1110	Soil	Water	6		x	x	x	x	
DR-SB-207- 02-04 ✓	8/27/2013	1010	Soil	Water	6		x	x	x	x	
DR-SB-207- 10-12 ✓	8/27/2013	1100	Soil	Water	6		x	x	x	x	
DR-SB-208- 04-06 ✓	8/27/2013	1200	Soil	Water	6		x	x	x	x	
DR-SB-208- 08-10 ✓	8/27/2013	1205	Soil	Water	6		x	x	x	x	

Preservation Used: 1= Ice, 2= HCl; 3= H2SO4; 4=HNO3; 5=NaOH; 6= Other _____

Possible Hazard Identification
☒ *Non-Hazard* ☐ *Flammable* ☐ *Skin Irritant* *Poison B* ☐ *Unknown* ☐

Sample Disposal (A fee may be assessed if samples are retained longer than 1 month)
☐ *Return To Client* ☒ *Disposal By Lab* ☐ *Archive For* _____ *Months*

Special Instructions/QC Requirements & Comments:

	Company:	Date/Time:		Company:	Date/Time:
Relinquished by:	Tetra Tech	8-27-13	Received by:	TestAmerica	8/27/13 1600
Relinquished by:	TestAmerica	8/27/13 1700	Received by:		8/28/13 915
Relinquished by:			Received by:		

Form No. CA-C-WI-002, Rev. 2, dated 03/06/2012

North Canton
4101 Shuffel Street, N. W.

North Canton, OH 44720
phone 330.497.9396 fax 330.497.0772

Chain of Custody Record

TestAmerica
THE LEADER IN ENVIRONMENTAL TESTING

TestAmerica Laboratories, Inc.

Client Contact	Project Manager: Tony Apanavage	Site Contact: Tony Apanavage	Date: 8/27/13	COC No:
Tetra Tech	Tel/Fax: 301-233-8230 (cell)	Lab Contact: Pat Omeara	Carrier: Fedex	2 of 3 COCs
20251 Century Blvd, Suite 200	Analysis Turnaround Time			Job No.
Germantown, MD 20874	Calendar (C) or Work Days (W) _____			112IC04882
(301) 528-3021 Phone	TAT if different from Below: Standard			SDG No.
(301) 528-3000 FAX	☐ 2 weeks			
Project Name: Taxiway Tango	☐ 1 week			
Site: MSA	☐ 2 days			Sampler: S. Cameron
P O #	☐ 1 day			

Sample Identification	Sample Date	Sample Time	Sample Type	Matrix	# of Cont.	Filtered Sample	VOCs	SVOCs, PCBs, TPH-GRO	TPH-DRO	Priority Pollutant Metals	Sample Specific Notes:
DR-SB-209- 04-06 ✓	8/27/2013	1350	Soil	Water	6		x	x	x	x	
DR-SB-209- 08-10 ✓	8/27/2013	1355	Soil	Water	6		x	x	x	x	
DR-SB-210- 04-06 ✓	8/27/2013	1210	Soil	Water	6		x	x	x	x	
DR-SB-210- 12-13 ✓	8/27/2013	1245	Soil	Water	6		x	x	x	x	
DR-SB-211- 04-06 ✓	8/27/2013	1450	Soil	Water	6		x	x	x	x	
DR-SB-211- 08-10 ✓	8/27/2013	1455	Soil	Water	6		x	x	x	x	
DR-SB-212- 04-06 ✓	8/27/2013	1355	Soil	Water	6		x	x	x	x	
DR-SB-212- 11-13 ✓	8/27/2013	1415	Soil	Water	6		x	x	x	x	
DR-SB-213-	8/27/2013		Soil	Water	6		x	x	x	x	
DR-SB-213-	8/27/2013		Soil	Water	6		x	x	x	x	
DR-SB-214-	8/27/2013		Soil	Water	6		x	x	x	x	
DR-SB-214-	8/27/2013		Soil	Water	6		x	x	x	x	

Preservation Used: 1= Ice, 2= HCl; 3= H2SO4; 4=HNO3; 5=NaOH; 6= Other _____

Possible Hazard Identification
☒ *Non-Hazard* ☐ *Flammable* ☐ *Skin Irritant* *Poison B* ☐ *Unknown* ☐

Sample Disposal (A fee may be assessed if samples are retained longer than 1 month)
☐ *Return To Client* ☒ *Disposal By Lab* ☐ *Archive For* _____ *Months*

Special Instructions/QC Requirements & Comments:

Relinquished by:	Company:	Date/Time:	Received by:	Company:	Date/Time:
	Tetra Tech	8-27-13		TestAmerica	8/27/13 1600
Relinquished by:	Company:	Date/Time:	Received by:	Company:	Date/Time:
	TestAmerica	8/27/13 1700		TAL	8/28/13 915
Relinquished by:	Company:	Date/Time:	Received by:	Company:	Date/Time:

North Canton
4101 Shuffel Street, N. W.

North Canton, OH 44720
phone 330.497.9396 fax 330.497.0772

Chain of Custody Record

TestAmerica
THE LEADER IN ENVIRONMENTAL TESTING

TestAmerica Laboratories, Inc.

Client Contact	Project Manager: Tony Apanavage	Site Contact: Tony Apanavage	Date: 8/27/13	COC No:
Tetra Tech	Tel/Fax: 301-233-8239 (cell)	Lab Contact: Pat Omeara	Carrier: Fedex	3 of 3 COCs
20251 Century Blvd, Suite 200	Analysis Turnaround Time			Job No. 112IC04882
Germantown, MD 20874	Calendar (C) or Work Days (W) _____			SDG No.
(301) 528-3021 Phone	TAT if different from Below: Standard			
(301) 528-3000 FAX	☐ 2 weeks			Sampler: S. Cameron
Project Name: Taxiway Tango	☐ 1 week			
Site: MSA	☐ 2 days			
P O #	☐ 1 day			

Sample Identification	Sample Date	Sample Time	Sample Type	Matrix	# of Cont.	Filtered Sample	VOCs	SVOCs, PCBs, TPH-GRO	TPH-DRO	Priority Pollutant Metals	Sample Specific Notes:
TB-082713	8/27/2013	–	AQ	Water	2		x				
DR-SB-DUP01-0406 ✓	8/27/13	1215	Solid	Soil	6		x	x	x	x	
TB-082713-2	↓	—	AQ	Water	2		X				
TB-082713-3	↓	—	AQ	Water	2		X				

Preservation Used: 1= Ice, 2= HCl; 3= H2SO4; 4=HNO3; 5=NaOH; 6= Other _____

Possible Hazard Identification
☒ *Non-Hazard* ☐ *Flammable* ☐ *Skin Irritant* *Poison B* ☐ *Unknown* ☐

Sample Disposal (A fee may be assessed if samples are retained longer than 1 month)
☐ *Return To Client* ☒ *Disposal By Lab* ☐ *Archive For _____ Months*

Special Instructions/QC Requirements & Comments:

	Company:	Date/Time:		Company:	Date/Time:
Relinquished by:	Tetra Tech	8-27-13	Received by:	TestAmerica	8/27/13 1600
Relinquished by:	TestAmerica	8/27/13 1700	Received by:	TAL	8/28/13 915
Relinquished by:			Received by:		

HOLDTIME

SDG 240-28436-1

SORT	UNITS	NSAMPLE	LAB_ID	QC_TYPE	SAMP_DATE	EXTR_DATE	ANAL_DATE	SMP_EXTR	EXTR_ANL	SMP_ANL
HG	MG/KG	DR-SB-212-04-06	240-28436-19	NM	08/27/2013	08/29/2013	09/03/2013	2	5	7
HG	MG/KG	DR-SB-212-11-13	240-28436-20	NM	08/27/2013	08/29/2013	09/03/2013	2	5	7
HG	MG/KG	DR-SB-DUP01-0406	240-28436-22	NM	08/27/2013	08/29/2013	09/03/2013	2	5	7
HG	MG/KG	DR-SB-211-08-10	240-28436-18	NM	08/27/2013	08/29/2013	09/03/2013	2	5	7
HG	MG/KG	DR-SB-211-04-06	240-28436-17	NM	08/27/2013	08/29/2013	09/03/2013	2	5	7
HG	MG/KG	DR-SB-210-12-13	240-28436-16	NM	08/27/2013	08/29/2013	09/03/2013	2	5	7
HG	MG/KG	DR-SB-210-04-06	240-28436-15	NM	08/27/2013	08/29/2013	09/03/2013	2	5	7
HG	MG/KG	DR-SB-209-08-10	240-28436-14	NM	08/27/2013	08/29/2013	09/03/2013	2	5	7
HG	MG/KG	DR-SB-209-04-06	240-28436-13	NM	08/27/2013	08/29/2013	09/03/2013	2	5	7
HG	MG/KG	DR-SB-208-08-10	240-28436-12	NM	08/27/2013	08/29/2013	09/03/2013	2	5	7
HG	MG/KG	DR-SB-208-04-06	240-28436-11	NM	08/27/2013	08/29/2013	09/03/2013	2	5	7
HG	MG/KG	DR-SB-202-06-08	240-28436-2	NM	08/27/2013	08/29/2013	09/04/2013	2	6	8
HG	MG/KG	DR-SB-207-10-12	240-28436-10	NM	08/27/2013	09/06/2013	09/06/2013	10	0	10
HG	MG/KG	DR-SB-202-02-04	240-28436-1	NM	08/27/2013	08/29/2013	09/04/2013	2	6	8
HG	MG/KG	DR-SB-204-02-04	240-28436-3	NM	08/27/2013	08/29/2013	09/04/2013	2	6	8

SORT	UNITS	NSAMPLE	LAB_ID	QC_TYPE	SAMP_DATE	EXTR_DATE	ANAL_DATE	SMP_EXTR	EXTR_ANL	SMP_ANL
HG	MG/KG	DR-SB-204-08-10	240-28436-4	NM	08/27/2013	08/29/2013	09/04/2013	2	6	8
HG	MG/KG	DR-SB-205-06-08	240-28436-5	NM	08/27/2013	08/29/2013	09/04/2013	2	6	8
HG	MG/KG	DR-SB-205-10-12	240-28436-6	NM	08/27/2013	08/29/2013	09/04/2013	2	6	8
HG	MG/KG	DR-SB-206-04-06	240-28436-7	NM	08/27/2013	08/29/2013	09/04/2013	2	6	8
HG	MG/KG	DR-SB-206-08-10	240-28436-8	NM	08/27/2013	08/29/2013	09/04/2013	2	6	8
HG	MG/KG	DR-SB-207-02-04	240-28436-9	NM	08/27/2013	08/29/2013	09/04/2013	2	6	8
HG	MG/KG	DR-SB-207-10-12	240-28436-10	NM	08/27/2013	08/29/2013	09/03/2013	2	5	7
M	MG/KG	DR-SB-205-06-08	240-28436-5	NM	08/27/2013	08/29/2013	09/04/2013	2	6	8
M	MG/KG	DR-SB-208-08-10	240-28436-12	NM	08/27/2013	08/29/2013	09/04/2013	2	6	8
M	MG/KG	DR-SB-212-04-06	240-28436-19	NM	08/27/2013	08/29/2013	09/04/2013	2	6	8
M	MG/KG	DR-SB-211-08-10	240-28436-18	NM	08/27/2013	08/29/2013	09/04/2013	2	6	8
M	MG/KG	DR-SB-211-04-06	240-28436-17	NM	08/27/2013	08/29/2013	09/04/2013	2	6	8
M	MG/KG	DR-SB-210-12-13	240-28436-16	NM	08/27/2013	08/29/2013	09/04/2013	2	6	8
M	MG/KG	DR-SB-210-04-06	240-28436-15	NM	08/27/2013	08/29/2013	09/04/2013	2	6	8
M	MG/KG	DR-SB-209-08-10	240-28436-14	NM	08/27/2013	08/29/2013	09/04/2013	2	6	8
M	MG/KG	DR-SB-209-04-06	240-28436-13	NM	08/27/2013	08/29/2013	09/04/2013	2	6	8
M	MG/KG	DR-SB-212-11-13	240-28436-20	NM	08/27/2013	08/29/2013	09/04/2013	2	6	8
M	MG/KG	DR-SB-208-04-06	240-28436-11	NM	08/27/2013	08/29/2013	09/04/2013	2	6	8

SORT	UNITS	NSAMPLE	LAB_ID	QC_TYPE	SAMP_DATE	EXTR_DATE	ANAL_DATE	SMP_EXTR	EXTR_ANL	SMP_ANL
M	MG/KG	DR-SB-207-10-12	240-28436-10	NM	08/27/2013	08/29/2013	09/04/2013	2	6	8
M	MG/KG	DR-SB-207-02-04	240-28436-9	NM	08/27/2013	08/29/2013	09/04/2013	2	6	8
M	MG/KG	DR-SB-206-08-10	240-28436-8	NM	08/27/2013	08/29/2013	09/04/2013	2	6	8
M	MG/KG	DR-SB-202-06-08	240-28436-2	NM	08/27/2013	08/29/2013	09/04/2013	2	6	8
M	MG/KG	DR-SB-205-10-12	240-28436-6	NM	08/27/2013	08/29/2013	09/04/2013	2	6	8
M	MG/KG	DR-SB-204-08-10	240-28436-4	NM	08/27/2013	08/29/2013	09/04/2013	2	6	8
M	MG/KG	DR-SB-204-02-04	240-28436-3	NM	08/27/2013	08/29/2013	09/04/2013	2	6	8
M	MG/KG	DR-SB-DUP01-0406	240-28436-22	NM	08/27/2013	08/29/2013	09/04/2013	2	6	8
M	MG/KG	DR-SB-206-04-06	240-28436-7	NM	08/27/2013	08/29/2013	09/04/2013	2	6	8
M	MG/KG	DR-SB-202-02-04	240-28436-1	NM	08/27/2013	08/29/2013	09/04/2013	2	6	8
CR6	MG/KG	DR-SB-207-02-04	240-28436-9	NM	08/27/2013	09/10/2013	09/11/2013	14	1	15
CR6	MG/KG	DR-SB-212-04-06	240-28436-19	NM	08/27/2013	09/12/2013	09/18/2013	16	6	22
CR6	MG/KG	DR-SB-211-08-10	240-28436-18	NM	08/27/2013	09/12/2013	09/18/2013	16	6	22
CR6	MG/KG	DR-SB-211-04-06	240-28436-17	NM	08/27/2013	09/10/2013	09/11/2013	14	1	15
CR6	MG/KG	DR-SB-210-12-13	240-28436-16	NM	08/27/2013	09/10/2013	09/11/2013	14	1	15
CR6	MG/KG	DR-SB-210-04-06	240-28436-15	NM	08/27/2013	09/10/2013	09/11/2013	14	1	15
CR6	MG/KG	DR-SB-209-08-10	240-28436-14	NM	08/27/2013	09/10/2013	09/11/2013	14	1	15
CR6	MG/KG	DR-SB-209-04-06	240-28436-13	NM	08/27/2013	09/10/2013	09/11/2013	14	1	15

SORT	UNITS	NSAMPLE	LAB_ID	QC_TYPE	SAMP_DATE	EXTR_DATE	ANAL_DATE	SMP_EXTR	EXTR_ANL	SMP_ANL
CR6	MG/KG	DR-SB-208-08-10	240-28436-12	NM	08/27/2013	09/10/2013	09/11/2013	14	1	15
CR6	MG/KG	DR-SB-208-04-06	240-28436-11	NM	08/27/2013	09/10/2013	09/11/2013	14	1	15
CR6	MG/KG	DR-SB-202-06-08	240-28436-2	NM	08/27/2013	09/10/2013	09/11/2013	14	1	15
CR6	MG/KG	DR-SB-DUP01-0406	240-28436-22	NM	08/27/2013	09/12/2013	09/18/2013	16	6	22
CR6	MG/KG	DR-SB-206-08-10	240-28436-8	NM	08/27/2013	09/10/2013	09/11/2013	14	1	15
CR6	MG/KG	DR-SB-206-04-06	240-28436-7	NM	08/27/2013	09/10/2013	09/11/2013	14	1	15
CR6	MG/KG	DR-SB-205-10-12	240-28436-6	NM	08/27/2013	09/10/2013	09/11/2013	14	1	15
CR6	MG/KG	DR-SB-205-06-08	240-28436-5	NM	08/27/2013	09/10/2013	09/11/2013	14	1	15
CR6	MG/KG	DR-SB-204-08-10	240-28436-4	NM	08/27/2013	09/10/2013	09/11/2013	14	1	15
CR6	MG/KG	DR-SB-204-02-04	240-28436-3	NM	08/27/2013	09/10/2013	09/11/2013	14	1	15
CR6	MG/KG	DR-SB-202-02-04	240-28436-1	NM	08/27/2013	09/10/2013	09/11/2013	14	1	15
CR6	MG/KG	DR-SB-212-11-13	240-28436-20	NM	08/27/2013	09/12/2013	09/18/2013	16	6	22
CR6	MG/KG	DR-SB-207-10-12	240-28436-10	NM	08/27/2013	09/10/2013	09/11/2013	14	1	15
OS	UG/KG	DR-SB-204-02-04	240-28436-3	NM	08/27/2013	09/06/2013	09/11/2013	10	5	15
OS	UG/KG	DR-SB-208-04-06	240-28436-11	NM	08/27/2013	09/09/2013	09/12/2013	13	3	16
OS	UG/KG	DR-SB-DUP01-0406	240-28436-22	NM	08/27/2013	09/09/2013	09/12/2013	13	3	16
OS	UG/KG	DR-SB-212-11-13	240-28436-20	NM	08/27/2013	09/09/2013	09/12/2013	13	3	16
OS	UG/KG	DR-SB-212-04-06	240-28436-19	NM	08/27/2013	09/09/2013	09/12/2013	13	3	16

METHOD SUMMARY

Client: Tetra Tech, Inc

Job Number: 240-28436-1

Description	Lab Location	Method	Preparation Method
Matrix: Solid			
Volatile Organic Compounds (GC/MS)	TAL CAN	SW846 8260B	
Closed System Purge and Trap	TAL CAN		SW846 5035
Semivolatile Organic Compounds (GC/MS)	TAL CAN	SW846 8270D	
Soxhlet Extraction	TAL CAN		SW846 3540C
Nonhalogenated Organics using GC/FID -Modified (Gasoline Range Organics)	TAL CAN	SW846 8015C	
Purge and Trap	TAL CAN		SW846 5030B
Nonhalogenated Organics using GC/FID -Modified (Diesel Range Organics)	TAL CAN	SW846 8015C	
Ultrasonic Extraction	TAL CAN		SW846 3550C
Polychlorinated Biphenyls (PCBs) by Gas Chromatography	TAL CAN	SW846 8082A	
Soxhlet Extraction	TAL CAN		SW846 3540C
Metals (ICP)	TAL CAN	SW846 6010C	
Preparation, Metals	TAL CAN		SW846 3050B
Mercury in Solid or Semisolid Waste (Manual Cold Vapor Technique)	TAL CAN	SW846 7471B	
Preparation, Mercury	TAL CAN		SW846 7471B
Chromium, Hexavalent	TAL CAN	SW846 7196A	
Alkaline Digestion (Chromium, Hexavalent)	TAL CAN		SW846 3060A
Percent Moisture	TAL CAN	EPA Moisture	
Matrix: Water			
Volatile Organic Compounds (GC/MS)	TAL CAN	SW846 8260B	
Purge and Trap	TAL CAN		SW846 5030B

Lab References:

TAL CAN = TestAmerica Canton

Method References:

EPA = US Environmental Protection Agency

SW846 = "Test Methods For Evaluating Solid Waste, Physical/Chemical Methods", Third Edition, November 1986 And Its Updates.

Field Duplicate Calculations

Parameters	Original Sample	Duplicate Sample	RPD
	210-04-06	dup-01	
antimony	0.34 u	0.37 u	
arsenic	1.8	1.5	18.18
barium	10	8.1	20.99
beryllium	0.16	0.096	50.00 OK
cadmium	0.032 u	0.041	
chromium	9.2	8	13.95
cobalt	1.6	0.9	56.00 OK
copper	5	4.9	2.02
lead	4.9	4.3	13.04
molybdenum	0.59	0.58	1.71
nickel	3	1.9	44.90
selenium	0.4 u	0.43 u	
silver	0.088 u	0.096 u	
thallium	0.48 u	0.53 u	
vanadium	11	7.6	36.56
zinc	11	10	9.52
mercury	0.059	0.036	48.42
hexavalent chromium	0.89	0.9	1.12

COVER PAGE
METALS

Lab Name: TestAmerica Canton Job Number: 240-28436-1

SDG No.:

Project: Taxiway Tango

Client Sample ID	Lab Sample ID
DR-SB-202-02-04	240-28436-1
DR-SB-202-06-08	240-28436-2
DR-SB-204-02-04	240-28436-3
DR-SB-204-08-10	240-28436-4
DR-SB-205-06-08	240-28436-5
DR-SB-205-10-12	240-28436-6
DR-SB-206-04-06	240-28436-7
DR-SB-206-08-10	240-28436-8
DR-SB-207-02-04	240-28436-9
DR-SB-207-10-12	240-28436-10
DR-SB-207-10-12	240-28436-10 RA
DR-SB-208-04-06	240-28436-11
DR-SB-208-08-10	240-28436-12
DR-SB-209-04-06	240-28436-13
DR-SB-209-08-10	240-28436-14
DR-SB-210-04-06	240-28436-15
DR-SB-210-12-13	240-28436-16
DR-SB-211-04-06	240-28436-17
DR-SB-211-08-10	240-28436-18
DR-SB-212-04-06	240-28436-19
DR-SB-212-11-13	240-28436-20
DR-SB-DUP01-0406	240-28436-22

Comments:

13-IN
ANALYSIS RUN LOG
METALS

Lab Name: TestAmerica Canton Job No.: 240-28436-1

SDG No.:

Instrument ID: I9 Method: 6010C

Start Date: 09/04/2013 14:07 End Date: 09/05/2013 10:57

Lab Sample ID	D/F	Type	Time	Analytes																			
				Ag	As	Ba	Be	Cd	Co	Cr	Cu	Mo	Ni	Pb	Sb	Se	Tl	V	Zn				
ICIS 240-100170/1	1		14:07	X	X	X	X	X	X	X	X	X	X	X	X	X	X	X	X				
CALSTD 240-100170/2 IC			14:11	X	X	X	X	X	X	X	X	X	X	X	X	X	X	X	X				
CALSTD 240-100170/3 IC			14:15	X	X	X	X	X	X	X	X	X	X	X	X	X	X	X	X				
ICV 240-100170/4	1		14:19	X	X	X	X	X	X	X	X	X	X	X	X	X	X	X	X				
ICB 240-100170/5	1		14:23	X	X	X	X	X	X	X	X	X	X	X	X	X	X	X	X				
CRI 240-100170/6			14:27																				
ZZZZZZ			14:31																				
ICSA 240-100170/8	1		14:35	X	X	X	X	X	X	X	X	X	X	X	X	X	X	X	X				
ICSAB 240-100170/9	1		14:39	X	X	X	X	X	X	X	X	X	X	X	X	X	X	X	X				
CCV 240-100170/10			14:43																				
CCB 240-100170/11			14:47																				
ZZZZZZ			14:51																				
ZZZZZZ			14:55																				
ZZZZZZ			15:00																				
ZZZZZZ			15:04																				
ZZZZZZ			15:08																				
ZZZZZZ			15:12																				
CCV 240-100170/18	1		15:16	X	X	X	X	X	X	X	X	X	X	X	X	X	X	X	X				
CCB 240-100170/19	1		15:20	X	X	X	X	X	X	X	X	X	X	X	X	X	X	X	X				
CRI 240-100170/20	1		15:28	X	X	X	X	X	X	X	X	X	X	X	X	X	X	X	X				
MB 240-99525/1-A	1	T	15:32	X	X	X	X	X	X	X	X	X	X	X	X	X	X	X	X				
LCS 240-99525/2-A	1	T	15:36	X	X	X	X	X	X	X	X	X	X	X	X	X	X	X	X				
ZZZZZZ			15:40																				
240-28372-F-1-A SD ^5	5	T	15:44	X	X	X	X	X	X	X	X	X	X	X	X	X	X	X	X				
240-28372-F-1-B DU	1	T	15:48	X	X	X	X	X	X	X	X	X	X	X	X	X	X	X	X				
240-28372-F-1-C MS	1	T	15:52	X	X	X	X	X	X	X	X	X	X	X	X	X	X	X	X				
ZZZZZZ			15:56																				
ZZZZZZ			16:00																				
ZZZZZZ			16:04																				
CCV 240-100170/30	1		16:08	X	X	X	X	X	X	X	X	X	X	X	X	X	X	X	X				
CCB 240-100170/31	1		16:11	X	X	X	X	X	X	X	X	X	X	X	X	X	X	X	X				
ZZZZZZ			16:16																				
ZZZZZZ			16:20																				
ZZZZZZ			16:24																				
ZZZZZZ			16:28																				
ZZZZZZ			16:31																				
ZZZZZZ			16:35																				
ZZZZZZ			16:39																				
240-28436-1	1	T	16:43	X	X	X	X	X	X	X	X	X	X	X	X	X	X	X	X				
240-28436-2	1	T	16:47	X	X	X	X	X	X	X	X	X	X	X	X	X	X	X	X				
240-28436-3	1	T	16:51	X	X	X	X	X	X	X	X	X	X	X	X	X	X	X	X				

13-IN
ANALYSIS RUN LOG
METALS

Lab Name: TestAmerica Canton Job No.: 240-28436-1

SDG No.:

Instrument ID: I9 Method: 6010C

Start Date: 09/04/2013 14:07 End Date: 09/05/2013 10:57

Lab Sample ID	D/F	Type	Time	Analytes																			
				Ag	As	Ba	Be	Cd	Co	Cr	Cu	Mo	Ni	Pb	Sb	Se	Tl	V	Zn				
CCV 240-100170/42	1		16:55	X	X	X	X	X	X	X	X	X	X	X	X	X	X	X	X				
CCB 240-100170/43	1		16:59	X	X	X	X	X	X	X	X	X	X	X	X	X	X	X	X				
240-28436-4	1	T	17:03	X	X	X	X	X	X	X	X	X	X	X	X	X	X	X	X				
240-28436-5	1	T	17:07	X	X	X	X	X	X	X	X	X	X	X	X	X	X	X	X				
240-28436-6	1	T	17:11	X	X	X	X	X	X	X	X	X	X	X	X	X	X	X	X				
240-28436-7	1	T	17:15	X	X	X	X	X	X	X	X	X	X	X	X	X	X	X	X				
240-28436-8	1	T	17:19	X	X	X	X	X	X	X	X	X	X	X	X	X	X	X	X				
240-28436-9	1	T	17:23	X	X	X	X	X	X	X	X	X	X	X	X	X	X	X	X				
ZZZZZZ			17:27																				
MB 240-99553/1-A	1	T	17:31	X	X	X	X	X	X	X	X	X	X	X	X	X	X	X	X				
LCS 240-99553/2-A	1	T	17:35	X	X	X	X	X	X	X	X	X	X	X	X	X	X	X	X				
240-28436-10	1	T	17:39	X	X	X	X	X	X	X	X	X	X	X	X	X	X	X	X				
CCV 240-100170/54	1		17:43	X	X	X	X	X	X	X	X	X	X	X	X	X	X	X	X				
CCB 240-100170/55	1		17:47	X	X	X	X	X	X	X	X	X	X	X	X	X	X	X	X				
240-28436-10 SD	5	T	17:51	X	X	X	X	X	X	X	X	X	X	X	X	X	X	X	X				
240-28436-10 DU	1	T	17:55	X	X	X	X	X	X	X	X	X	X	X	X	X	X	X	X				
240-28436-10 MS	1	T	17:59	X	X	X	X	X	X	X	X	X	X	X	X	X	X	X	X				
240-28436-11	1	T	18:03	X	X	X	X	X	X	X	X	X	X	X	X	X	X	X	X				
240-28436-12	1	T	18:07	X	X	X	X	X	X	X	X	X	X	X	X	X	X	X	X				
240-28436-13	1	T	18:11	X	X	X	X	X	X	X	X	X	X	X	X	X	X	X	X				
240-28436-14	1	T	18:15	X	X	X	X	X	X	X	X	X	X	X	X	X	X	X	X				
240-28436-15	1	T	18:19	X	X	X	X	X	X	X	X	X	X	X	X	X	X	X	X				
240-28436-16	1	T	18:23	X	X	X	X	X	X	X	X	X	X	X	X	X	X	X	X				
240-28436-17	1	T	18:27	X	X	X	X	X	X	X	X	X	X	X	X	X	X	X	X				
CCV 240-100170/66	1		18:31	X	X	X	X	X	X	X	X	X	X	X	X	X	X	X	X				
CCB 240-100170/67	1		18:35	X	X	X	X	X	X	X	X	X	X	X	X	X	X	X	X				
240-28436-18	1	T	18:39	X	X	X	X	X	X	X	X	X	X	X	X	X	X	X	X				
240-28436-19	1	T	18:43	X	X	X	X	X	X	X	X	X	X	X	X	X	X	X	X				
240-28436-20	1	T	18:47	X	X	X	X	X	X	X	X	X	X	X	X	X	X	X	X				
240-28436-22	1	T	18:51	X	X	X	X	X	X	X	X	X	X	X	X	X	X	X	X				
ZZZZZZ			18:55																				
ZZZZZZ			18:59																				
ZZZZZZ			19:03																				
ZZZZZZ			19:06																				
ZZZZZZ			19:10																				
ZZZZZZ			19:14																				
CCV 240-100170/78	1		19:18	X	X	X	X	X	X	X	X	X	X	X	X	X	X	X	X				
CCB 240-100170/79	1		19:22	X	X	X	X	X	X	X	X	X	X	X	X	X	X	X	X				
ZZZZZZ			19:26																				
ZZZZZZ			19:30																				
ZZZZZZ			19:34																				
ZZZZZZ			19:38																				

13-IN
ANALYSIS RUN LOG
METALS

Lab Name: TestAmerica Canton Job No.: 240-28436-1

SDG No.:

Instrument ID: I9 Method: 6010C

Start Date: 09/04/2013 14:07 End Date: 09/05/2013 10:57

Lab Sample ID	D/F	Type	Time	Analytes																			
				Ag	As	Ba	Be	Cd	Co	Cr	Cu	Mo	Ni	Pb	Sb	Se	Tl	V	Zn				
ZZZZZZ			19:42																				
ZZZZZZ			19:46																				
ZZZZZZ			19:50																				
ZZZZZZ			19:54																				
ZZZZZZ			19:58																				
ZZZZZZ			20:02																				
CCV 240-100170/90			20:06																				
CCB 240-100170/91			20:10																				
ZZZZZZ			20:14																				
ZZZZZZ			20:18																				
ZZZZZZ			20:22																				
ZZZZZZ			20:26																				
ZZZZZZ			20:30																				
ZZZZZZ			20:34																				
ZZZZZZ			20:38																				
ZZZZZZ			20:42																				
ZZZZZZ			20:46																				
ZZZZZZ			20:50																				
CCV 240-100170/102			20:54																				
CCB 240-100170/103			20:58																				
ZZZZZZ			21:02																				
ZZZZZZ			21:06																				
ZZZZZZ			21:10																				
ZZZZZZ			21:15																				
ZZZZZZ			21:19																				
ZZZZZZ			21:24																				
ZZZZZZ			21:28																				
ZZZZZZ			21:32																				
ZZZZZZ			21:36																				
ZZZZZZ			21:41																				
CCV 240-100170/114			21:45																				
CCB 240-100170/115			21:49																				
ZZZZZZ			21:53																				
ZZZZZZ			21:57																				
ZZZZZZ			22:01																				
ZZZZZZ			22:06																				
ZZZZZZ			22:10																				
ZZZZZZ			22:14																				
ZZZZZZ			22:18																				
ZZZZZZ			22:22																				
CCV 240-100170/124			22:26																				
CCB 240-100170/125			22:30																				

13-IN
ANALYSIS RUN LOG
METALS

Lab Name: TestAmerica Canton Job No.: 240-28436-1

SDG No.:

Instrument ID: I9 Method: 6010C

Start Date: 09/04/2013 14:07 End Date: 09/05/2013 10:57

Lab Sample ID	D/F	Type	Time	Analytes																			
				Ag	As	Ba	Be	Cd	Co	Cr	Cu	Mo	Ni	Pb	Sb	Se	Tl	V	Zn				
CCV 240-100170/126			08:37																				
CCB 240-100170/127			08:41																				
CCV 240-100170/128	1		08:47	X	X	X	X	X	X	X	X	X	X	X	X	X	X	X	X				
CCB 240-100170/129	1		08:51	X	X	X	X	X	X	X	X	X	X	X	X	X	X	X	X				
240-28372-F-1-A PDS	1	T	09:00							X	X				X								
240-28436-10 PDS	1	T	09:04												X			X					
CCV 240-100170/132	1		09:07	X	X	X	X	X	X	X	X	X	X	X	X	X	X	X	X				
CCB 240-100170/133	1		09:11	X	X	X	X	X	X	X	X	X	X	X	X	X	X	X	X				
CRI 240-100170/134	1		09:15	X	X	X	X	X	X	X	X	X	X	X	X	X	X	X	X				
CCV 240-100170/135			09:39																				
CCB 240-100170/136			09:43																				
ZZZZZZ			09:47																				
CCV 240-100170/138			09:51																				
CCB 240-100170/139			09:55																				
ZZZZZZ			09:59																				
ZZZZZZ			10:03																				
ZZZZZZ			10:07																				
ZZZZZZ			10:11																				
ZZZZZZ			10:15																				
ZZZZZZ			10:19																				
ZZZZZZ			10:23																				
ZZZZZZ			10:27																				
ZZZZZZ			10:31																				
ZZZZZZ			10:35																				
CCV 240-100170/150			10:39																				
CCB 240-100170/151			10:43																				
ZZZZZZ			10:47																				
CCV 240-100170/153			10:53																				
CCB 240-100170/154			10:57																				

Prep Types

T = Total/NA

13-IN
ANALYSIS RUN LOG
METALS

Lab Name: TestAmerica Canton Job No.: 240-28436-1

SDG No.:

Instrument ID: H1 Method: 7471B

Start Date: 09/03/2013 15:38 End Date: 09/03/2013 18:36

Lab Sample ID	D / F	Type	Time	Analytes																				
				Hg																				
IC 240-99995/1-A			15:38	X																				
IC 240-99995/1-A			15:40	X																				
IC 240-99995/2-A			15:42	X																				
IC 240-99995/2-A			15:43	X																				
IC 240-99995/1-A			15:48	X																				
IC 240-99995/1-A			15:50	X																				
IC 240-99995/2-A			15:51	X																				
IC 240-99995/2-A			15:52	X																				
IC 240-99995/3-A			15:55	X																				
IC 240-99995/3-A			15:56	X																				
IC 240-99995/4-A			15:58	X																				
IC 240-99995/4-A			15:59	X																				
IC 240-99995/5-A			16:02	X																				
IC 240-99995/5-A			16:03	X																				
IC 240-99995/6-A			16:05	X																				
IC 240-99995/6-A			16:07	X																				
IC 240-99995/7-A			16:08	X																				
IC 240-99995/7-A			16:10	X																				
ICV 240-99995/8-A	1		16:15	X																				
ICB 240-99995/9-A	1		16:17	X																				
CRA 240-99995/10-A	1		16:19	X																				
CCV 240-99995/11-A			16:33																					
CCB 240-99995/12-A			16:34																					
ZZZZZZ			16:37																					
ZZZZZZ			16:38																					
ZZZZZZ			16:40																					
ZZZZZZ			16:41																					
ZZZZZZ			16:43																					
ZZZZZZ			16:45																					
ZZZZZZ			16:46																					
ZZZZZZ			16:47																					
ZZZZZZ			16:49																					
ZZZZZZ			16:50																					
CCV 240-99995/11-A			16:52																					
CCB 240-99995/12-A			16:53																					
ZZZZZZ			16:54																					
ZZZZZZ			16:56																					
ZZZZZZ			16:57																					
ZZZZZZ			16:59																					
ZZZZZZ			17:00																					
ZZZZZZ			17:02																					
ZZZZZZ			17:03																					

13-IN
ANALYSIS RUN LOG
METALS

Lab Name: TestAmerica Canton Job No.: 240-28436-1

SDG No.:

Instrument ID: H1 Method: 7471B

Start Date: 09/03/2013 15:38 End Date: 09/03/2013 18:36

Lab Sample ID	D / F	Type	Time	Analytes
				Hg
ZZZZZZ			17:05	
ZZZZZZ			17:07	
ZZZZZZ			17:09	
CCV 240-99995/11-A			17:10	
CCB 240-99995/12-A			17:11	
ZZZZZZ			17:13	
ZZZZZZ			17:14	
ZZZZZZ			17:16	
ZZZZZZ			17:17	
ZZZZZZ			17:19	
ZZZZZZ			17:21	
ZZZZZZ			17:23	
ZZZZZZ			17:25	
ZZZZZZ			17:26	
ZZZZZZ			17:28	
CCV 240-99995/11-A			17:29	
CCB 240-99995/12-A			17:31	
ZZZZZZ			17:33	
ZZZZZZ			17:34	
ZZZZZZ			17:35	
ZZZZZZ			17:37	
ZZZZZZ			17:38	
ZZZZZZ			17:40	
ZZZZZZ			17:41	
ZZZZZZ			17:43	
ZZZZZZ			17:44	
ZZZZZZ			17:46	
CCV 240-99995/11-A	1		17:47	X
CCB 240-99995/12-A	1		17:48	X
ZZZZZZ			17:50	
ZZZZZZ			17:51	
ZZZZZZ			17:53	
MB 240-99562/1-A	1	T	17:54	X
LCS 240-99562/2-A	1	T	17:56	X
240-28436-10	1	T	17:57	X
240-28436-10 DU	1	T	17:59	X
240-28436-10 MS	1	T	18:00	X
240-28436-11	1	T	18:02	X
240-28436-12	1	T	18:03	X
CCV 240-99995/11-A	1		18:05	X
CCB 240-99995/12-A	1		18:07	X
240-28436-13	1	T	18:08	X

13-IN
ANALYSIS RUN LOG
METALS

Lab Name: TestAmerica Canton Job No.: 240-28436-1

SDG No.:

Instrument ID: H1 Method: 7471B

Start Date: 09/03/2013 15:38 End Date: 09/03/2013 18:36

Lab Sample ID	D / F	Type	Time	Analytes																				
				Hg																				
240-28436-14	1	T	18:10	X																				
240-28436-15	1	T	18:12	X																				
240-28436-16	1	T	18:13	X																				
240-28436-17	1	T	18:14	X																				
240-28436-18	1	T	18:16	X																				
240-28436-19	1	T	18:17	X																				
240-28436-20	1	T	18:19	X																				
240-28436-22	1	T	18:20	X																				
ZZZZZZ			18:21																					
CCV 240-99995/11-A	1		18:24	X																				
CCB 240-99995/12-A	1		18:26	X																				
ZZZZZZ			18:28																					
ZZZZZZ			18:29																					
ZZZZZZ			18:31																					
ZZZZZZ			18:33																					
ZZZZZZ			18:34																					
CCV 240-99995/11-A			18:35																					
CCB 240-99995/12-A			18:36																					

Prep Types

T = Total/NA

13-IN
ANALYSIS RUN LOG
METALS

Lab Name: TestAmerica Canton Job No.: 240-28436-1

SDG No.:

Instrument ID: H1 Method: 7471B

Start Date: 09/06/2013 07:53 End Date: 09/06/2013 19:04

Lab Sample ID	D / F	Type	Time	Analytes
				Hg
IC 240-100432/1-A			07:53	X
IC 240-100432/1-A			07:55	X
IC 240-100432/2-A			07:58	X
IC 240-100432/2-A			07:59	X
IC 240-100432/3-A			08:01	X
IC 240-100432/3-A			08:03	X
IC 240-100432/4-A			08:04	X
IC 240-100432/4-A			08:05	X
IC 240-100432/5-A			08:07	X
IC 240-100432/5-A			08:10	X
IC 240-100432/6-A			08:11	X
IC 240-100432/6-A			08:13	X
IC 240-100432/7-A			08:14	X
IC 240-100432/7-A			08:16	X
ICV 240-100432/8-A	1		08:18	X
ICB 240-100432/9-A	1		08:19	X
CRA 240-100432/10-A	1		08:21	X
ZZZZZZ			08:23	
ZZZZZZ			08:25	
ZZZZZZ			08:26	
ZZZZZZ			08:28	
ZZZZZZ			08:30	
CCV 240-100432/11-A			08:35	
CCB 240-100432/12-A			08:36	
ZZZZZZ			08:38	
ZZZZZZ			08:39	
ZZZZZZ			08:42	
ZZZZZZ			08:43	
ZZZZZZ			08:45	
ZZZZZZ			08:46	
ZZZZZZ			08:49	
ZZZZZZ			08:51	
ZZZZZZ			08:53	
ZZZZZZ			08:55	
CCV 240-100432/11-A			08:57	
CCB 240-100432/12-A			08:59	
ZZZZZZ			09:03	
ZZZZZZ			09:05	
ZZZZZZ			09:07	
ZZZZZZ			09:09	
ZZZZZZ			09:11	
ZZZZZZ			09:12	

13-IN
ANALYSIS RUN LOG
METALS

Lab Name: TestAmerica Canton Job No.: 240-28436-1

SDG No.:

Instrument ID: H1 Method: 7471B

Start Date: 09/06/2013 07:53 End Date: 09/06/2013 19:04

Lab Sample ID	D / F	Type	Time	Analytes																					
				Hg																					
ZZZZZZ			09:14																						
ZZZZZZ			09:16																						
ZZZZZZ			09:18																						
ZZZZZZ			09:20																						
CCV 240-100432/11-A			09:21																						
CCB 240-100432/12-A			09:22																						
ZZZZZZ			09:24																						
ZZZZZZ			09:26																						
ZZZZZZ			09:27																						
ZZZZZZ			09:29																						
ZZZZZZ			09:30																						
CCV 240-100432/11-A			09:31																						
CCB 240-100432/12-A			09:33																						
ZZZZZZ			10:01																						
ZZZZZZ			10:03																						
ZZZZZZ			10:05																						
ZZZZZZ			10:07																						
CCV 240-100432/11-A			10:08																						
CCB 240-100432/12-A			10:10																						
ZZZZZZ			10:12																						
ZZZZZZ			10:13																						
ZZZZZZ			10:16																						
ZZZZZZ			10:18																						
ZZZZZZ			10:21																						
CCV 240-100432/11-A			10:22																						
CCB 240-100432/12-A			10:23																						
CCV 240-100432/11-A			17:19																						
CCB 240-100432/12-A			17:21																						
ZZZZZZ			17:23																						
ZZZZZZ			17:25																						
ZZZZZZ			17:26																						
ZZZZZZ			17:28																						
ZZZZZZ			17:29																						
ZZZZZZ			17:31																						
ZZZZZZ			17:32																						
ZZZZZZ			17:36																						
ZZZZZZ			17:37																						
ZZZZZZ			17:39																						
CCV 240-100432/11-A	1		17:41	X																					
CCB 240-100432/12-A	1		17:43	X																					
ZZZZZZ			17:44																						
ZZZZZZ			17:45																						

13-IN
ANALYSIS RUN LOG
METALS

Lab Name: TestAmerica Canton Job No.: 240-28436-1

SDG No.:

Instrument ID: H1 Method: 7471B

Start Date: 09/06/2013 07:53 End Date: 09/06/2013 19:04

Lab Sample ID	D / F	Type	Time	Analytes
				Hg
ZZZZZZ			17:48	
ZZZZZZ			17:49	
ZZZZZZ			17:50	
MB 240-100404/1-A	1	T	17:52	X
LCS 240-100404/2-A	1	T	17:53	X
ZZZZZZ			17:55	
ZZZZZZ			17:57	
ZZZZZZ			17:59	
CCV 240-100432/11-A	1		18:02	X
CCB 240-100432/12-A	1		18:03	X
240-28436-10 RA	1	T	18:04	X
240-28436-10 MS	1	T	18:06	X
240-28436-10 DU	1	T	18:07	X
ZZZZZZ			18:09	
ZZZZZZ			18:11	
ZZZZZZ			18:12	
ZZZZZZ			18:14	
ZZZZZZ			18:15	
ZZZZZZ			18:17	
ZZZZZZ			18:18	
CCV 240-100432/11-A	1		18:21	X
CCB 240-100432/12-A	1		18:22	X
ZZZZZZ			18:24	
ZZZZZZ			18:25	
ZZZZZZ			18:27	
ZZZZZZ			18:30	
ZZZZZZ			18:32	
ZZZZZZ			18:33	
ZZZZZZ			18:35	
ZZZZZZ			18:37	
ZZZZZZ			18:40	
ZZZZZZ			18:41	
CCV 240-100432/11-A			18:43	
CCB 240-100432/12-A			18:44	
ZZZZZZ			18:46	
ZZZZZZ			18:49	
ZZZZZZ			18:50	
ZZZZZZ			18:53	
ZZZZZZ			18:55	
ZZZZZZ			18:57	
ZZZZZZ			18:59	
CCV 240-100432/11-A			19:02	

13-IN
ANALYSIS RUN LOG
METALS

Lab Name: TestAmerica Canton Job No.: 240-28436-1

SDG No.:

Instrument ID: H1 Method: 7471B

Start Date: 09/06/2013 07:53 End Date: 09/06/2013 19:04

Lab Sample ID	D / F	Type	Time	Analytes																			
				Hg																			
CCB 240-100432/12-A			19:04																				

Prep Types

T = Total/NA

13-IN
ANALYSIS RUN LOG
METALS

Lab Name: TestAmerica Canton Job No.: 240-28436-1

SDG No.:

Instrument ID: H4 Method: 7471B

Start Date: 09/04/2013 08:40 End Date: 09/04/2013 14:57

Lab Sample ID	D / F	Type	Time	Analytes
				Hg
IC 240-99995/1-A			08:40	X
IC 240-99995/1-A			08:42	X
IC 240-99995/2-A			08:44	X
IC 240-99995/2-A			08:47	X
IC 240-99995/3-A			08:49	X
IC 240-99995/3-A			08:52	X
IC 240-99995/4-A			08:54	X
IC 240-99995/4-A			08:56	X
IC 240-99995/5-A			08:58	X
IC 240-99995/5-A			09:00	X
IC 240-99995/6-A			09:02	X
IC 240-99995/6-A			09:04	X
IC 240-99995/7-A			09:07	X
IC 240-99995/7-A			09:09	X
ICV 240-99995/8-A			09:14	
ICB 240-99995/9-A			09:16	
CRA 240-99995/10-A			09:18	
IC 240-99995/1-A			09:27	X
IC 240-99995/1-A			09:29	X
IC 240-99995/2-A			09:30	X
IC 240-99995/2-A			09:33	X
IC 240-99995/3-A			09:35	X
IC 240-99995/3-A			09:37	X
IC 240-99995/4-A			09:40	X
IC 240-99995/4-A			09:42	X
IC 240-99995/5-A			09:44	X
IC 240-99995/5-A			09:46	X
IC 240-99995/6-A			09:50	X
IC 240-99995/6-A			09:52	X
IC 240-99995/7-A			09:54	X
IC 240-99995/7-A			09:56	X
ICV 240-99995/8-A	1		09:59	X
ICB 240-99995/9-A	1		10:01	X
CRA 240-99995/10-A	1		10:03	X
CCV 240-99995/11-A			10:11	
CCB 240-99995/12-A			10:14	
ZZZZZZ			10:16	
ZZZZZZ			10:18	
ZZZZZZ			10:20	
ZZZZZZ			10:22	
ZZZZZZ			10:24	
ZZZZZZ			10:26	

13-IN
ANALYSIS RUN LOG
METALS

Lab Name: TestAmerica Canton Job No.: 240-28436-1

SDG No.:

Instrument ID: H4 Method: 7471B

Start Date: 09/04/2013 08:40 End Date: 09/04/2013 14:57

Lab Sample ID	D / F	Type	Time	Analytes
				Hg
ZZZZZZ			10:28	
ZZZZZZ			10:31	
ZZZZZZ			10:33	
ZZZZZZ			10:35	
CCV 240-99995/11-A			10:37	
CCB 240-99995/12-A			10:40	
ZZZZZZ			10:42	
ZZZZZZ			10:44	
ZZZZZZ			10:46	
ZZZZZZ			10:48	
ZZZZZZ			10:50	
ZZZZZZ			10:53	
ZZZZZZ			10:55	
ZZZZZZ			10:56	
ZZZZZZ			10:59	
ZZZZZZ			11:01	
CCV 240-99995/11-A	1		11:04	X
CCB 240-99995/12-A	1		11:06	X
MB 240-99544/1-A	1	T	11:09	X
LCS 240-99544/2-A	1	T	11:11	X
CCV 240-99995/11-A	1		11:14	X
CCB 240-99995/12-A	1		11:16	X
ZZZZZZ			11:18	
ZZZZZZ			11:22	
ZZZZZZ			11:24	
ZZZZZZ			11:27	
ZZZZZZ			11:29	
ZZZZZZ			11:32	
ZZZZZZ			11:34	
ZZZZZZ			11:36	
ZZZZZZ			11:38	
ZZZZZZ			11:40	
CCV 240-99995/11-A	1		11:42	X
CCB 240-99995/12-A	1		11:45	X
ZZZZZZ			11:48	
ZZZZZZ			11:50	
ZZZZZZ			11:53	
240-28436-1	1	T	11:55	X
240-28436-2	1	T	11:58	X
240-28436-3	1	T	12:00	X
240-28436-4	1	T	12:02	X
240-28436-5	1	T	12:04	X

13-IN
ANALYSIS RUN LOG
METALS

Lab Name: TestAmerica Canton Job No.: 240-28436-1

SDG No.:

Instrument ID: H4 Method: 7471B

Start Date: 09/04/2013 08:40 End Date: 09/04/2013 14:57

Lab Sample ID	D / F	Type	Time	Analytes																				
				Hg																				
240-28436-6	1	T	12:06	X																				
240-28436-7	1	T	12:08	X																				
CCV 240-99995/11-A	1		12:10	X																				
CCB 240-99995/12-A	1		12:13	X																				
240-28436-8	1	T	12:15	X																				
240-28436-9	1	T	12:17	X																				
ZZZZZZ			12:19																					
ZZZZZZ			12:21																					
ZZZZZZ			12:23																					
ZZZZZZ			12:25																					
ZZZZZZ			12:27																					
ZZZZZZ			12:29																					
ZZZZZZ			12:31																					
ZZZZZZ			12:33																					
CCV 240-99995/11-A	1		12:35	X																				
CCB 240-99995/12-A	1		12:37	X																				
ZZZZZZ			12:40																					
ZZZZZZ			12:42																					
ZZZZZZ			12:44																					
ZZZZZZ			12:46																					
ZZZZZZ			12:48																					
ZZZZZZ			12:50																					
ZZZZZZ			12:52																					
ZZZZZZ			12:55																					
ZZZZZZ			12:57																					
ZZZZZZ			12:59																					
CCV 240-99995/11-A			13:00																					
CCB 240-99995/12-A			13:02																					
ZZZZZZ			13:04																					
CCV 240-99995/11-A			13:06																					
CCB 240-99995/12-A			13:08																					
CCV 240-99995/11-A			14:04																					
CCB 240-99995/12-A			14:07																					
ZZZZZZ			14:09																					
ZZZZZZ			14:11																					
ZZZZZZ			14:12																					
ZZZZZZ			14:14																					
ZZZZZZ			14:17																					
CCV 240-99995/11-A			14:19																					
CCB 240-99995/12-A			14:21																					
CCV 240-99995/11-A			14:40																					
CCB 240-99995/12-A			14:42																					

13-IN
ANALYSIS RUN LOG
METALS

Lab Name: TestAmerica Canton Job No.: 240-28436-1

SDG No.:

Instrument ID: H4 Method: 7471B

Start Date: 09/04/2013 08:40 End Date: 09/04/2013 14:57

Lab Sample ID	D / F	Type	Time	Analytes
				Hg
ZZZZZZ			14:44	
ZZZZZZ			14:46	
ZZZZZZ			14:49	
ZZZZZZ			14:51	
ZZZZZZ			14:53	
CCV 240-99995/11-A			14:55	
CCB 240-99995/12-A			14:57	

Prep Types
T = Total/NA

9-IN
DETECTION LIMITS
METALS

Lab Name: TestAmerica Canton Job Number: 240-28436-1

SDG Number:

Matrix: Solid Instrument ID: I9

Method: 6010C MDL Date: 03/01/2011 14:59

Prep Method: 3050B

Analyte	Wavelength/ Mass	RL (mg/Kg)	MDL (mg/Kg)
Antimony	206.838	2	0.39
Arsenic	189.042	1.5	0.3
Barium	493.409	20	0.071
Beryllium	313.042	0.5	0.043
Cadmium	226.502	0.5	0.036
Chromium	267.716	1	0.2
Cobalt	228.616	1	0.16
Copper	324.753	2.5	0.74
Lead	220.353	1	0.19
Molybdenum	202.030	4	0.27
Nickel	231.604	4	0.27
Selenium	196.026	2	0.45
Silver	328.068	1	0.1
Thallium	190.864	2	0.55
Vanadium	292.402	1	0.12
Zinc	213.856	5	1

9-IN
DETECTION LIMITS
METALS

Lab Name: TestAmerica Canton Job Number: 240-28436-1

SDG Number:

Matrix: Solid Instrument ID: H1

Method: 7471B MDL Date: 02/16/2010 09:48

Prep Method: 7471B

Analyte	Wavelength/ Mass	RL (mg/Kg)	MDL (mg/Kg)
Mercury	253.7	0.1	0.015

9-IN
DETECTION LIMITS
METALS

Lab Name: TestAmerica Canton Job Number: 240-28436-1

SDG Number:

Matrix: Solid Instrument ID: H4

Method: 7471B MDL Date: 02/16/2010 09:48

Prep Method: 7471B

Analyte	Wavelength/ Mass	RL (mg/Kg)	MDL (mg/Kg)
Mercury	253.7	0.1	0.015

3-IN
METHOD BLANK
METALS

Lab Name: TestAmerica Canton Job No.: 240-28436-1

SDG No.:

Concentration Units: mg/Kg Lab Sample ID: MB 240-99562/1-A

Instrument Code: H1 Batch No.: 100062

CAS No.	Analyte	Concentration	C	Q	Method
7439-97-6	Mercury	0.10	U		7471B

FORM III-IN

3-IN
METHOD BLANK
METALS

Lab Name: TestAmerica Canton Job No.: 240-28436-1

SDG No.:

Concentration Units: mg/Kg Lab Sample ID: MB 240-99544/1-A

Instrument Code: H4 Batch No.: 100138

CAS No.	Analyte	Concentration	C	Q	Method
7439-97-6	Mercury	0.10	U		7471B

FORM III-IN

3-IN
METHOD BLANK
METALS

Lab Name: TestAmerica Canton Job No.: 240-28436-1

SDG No.:

Concentration Units: mg/Kg Lab Sample ID: MB 240-100404/1-A

Instrument Code: H1 Batch No.: 100425

CAS No.	Analyte	Concentration	C	Q	Method
7439-97-6	Mercury	0.10	U		7471B

FORM III-IN

4A-IN
INTERFERENCE CHECK STANDARD
METALS

Lab Name: TestAmerica Canton Job No.: 240-28436-1

SDG No.:

Lab Sample ID: ICSA 240-100170/8 Instrument ID: I9

Lab File ID: I9090413A.asc ICS Source: MTTRICSAW_00019

Concentration Units: ug/L

Analyte	True Solution A	Found Solution A	Percent Recovery
Antimony		**0.909**	
Arsenic		**-1.79**	
Barium		**0.234**	
Beryllium		**-0.308**	
Cadmium		**0.320**	
Chromium		**3.15**	
Cobalt		**-0.687**	
Copper		**0.911**	
Lead		**-0.824**	
Molybdenum		**-3.49**	
Nickel		**3.24**	
Selenium		**-1.85**	
Silver		**0.0780**	
Thallium		**3.77**	
Vanadium		**0.306**	
Zinc		**10.0**	
Aluminum	*500000*	*508790*	*102*
Boron		*-0.564*	
Calcium	*500000*	*478490*	*96*
Iron	*200000*	*191120*	*96*
Lithium		*-29.4*	
Magnesium	*500000*	*509950*	*102*
Manganese		*2.60*	
Potassium		*182*	
Silicon		*0.862*	
Sodium		*214*	
Strontium		*10.9*	
Tin		*2.66*	
Titanium		*0.0260*	

Calculations are performed before rounding to avoid round-off errors in calculated results.

FORM IVA-IN

4A-IN
INTERFERENCE CHECK STANDARD
METALS

Lab Name: TestAmerica Canton Job No.: 240-28436-1

SDG No.:

Lab Sample ID: ICSAB 240-100170/9 Instrument ID: I9

Lab File ID: I9090413A.asc ICS Source: MTICPICSABW_00001

Concentration Units: ug/L

Analyte	True Solution AB	Found Solution AB	Percent Recovery
Antimony	**1000**	**1046**	**105**
Arsenic	**1000**	**1063**	**106**
Barium	**500**	**502**	**100**
Beryllium	**500**	**498**	**100**
Cadmium	**1000**	**1077**	**108**
Chromium	**500**	**492**	**98**
Cobalt	**500**	**522**	**104**
Copper	**500**	**528**	**106**
Lead	**1000**	**941**	**94**
Molybdenum	**1000**	**1008**	**101**
Nickel	**1000**	**1038**	**104**
Selenium	**1000**	**1041**	**104**
Silver	**1000**	**1089**	**109**
Thallium	**1000**	**1002**	**100**
Vanadium	**500**	**493**	**99**
Zinc	**1000**	**1054**	**105**
Aluminum	*500000*	*516570*	*103*
Boron	*500*	*521*	*104*
Calcium	*500000*	*486480*	*97*
Iron	*200000*	*193200*	*97*
Lithium	*500*	*492*	*98*
Magnesium	*500000*	*516320*	*103*
Manganese	*500*	*497*	*99*
Potassium	*10000*	*10736*	*107*
Silicon	*10000*	*9986*	*100*
Sodium	*10000*	*10833*	*108*
Strontium	*1500*	*1465*	*98*
Tin	*500*	*530*	*106*
Titanium	*500*	*506*	*101*

Calculations are performed before rounding to avoid round-off errors in calculated results.

FORM IVA-IN

5A-IN
MATRIX SPIKE SAMPLE RECOVERY
METALS

Client ID: DR-SB-207-10-12 MS
Lab ID: 240-28436-10 MS
Lab Name: TestAmerica Canton
Job No.: 240-28436-1
SDG No.:
Matrix: Solid
Concentration Units: mg/Kg
% Solids: 89.3

Analyte	SSR	C	Sample Result (SR)	C	Spike Added (SA)	%R	Control Limit %R	Q	Method
Antimony	26.4		2.0	U	50.0	53	75-125	F	6010C
Arsenic	185		2.1		200	91	75-125		6010C
Barium	198		18	J	200	90	75-125		6010C
Beryllium	4.81		0.33	J	5.00	90	75-125		6010C
Cadmium	4.61		0.12	J	5.00	90	75-125		6010C
Chromium	48.2		28		20.0	103	75-125		6010C
Cobalt	50.4		3.4		50.0	94	75-125		6010C
Copper	35.3		13		25.0	91	75-125		6010C
Lead	53.8		9.4		50.0	89	75-125		6010C
Molybdenum	89.8		2.8	J	99.9	87	75-125		6010C
Nickel	55.3		7.2		50.0	96	75-125		6010C
Selenium	174		2.0	U	200	87	75-125		6010C
Silver	4.38		1.0	U	5.00	88	75-125		6010C
Thallium	185		2.0	U	200	93	75-125		6010C
Vanadium	94.2		22		50.0	144	75-125	F	6010C
Zinc	86.1		42		50.0	88	75-125		6010C
Mercury	0.595		2.2		0.204	-809	80-120	4	7471B
Mercury	1.96		1.8		0.215	74	80-120	4	7471B

SSR = Spiked Sample Result

Calculations are performed before rounding to avoid round-off errors in calculated results.
Note - Results and Reporting Limits have been adjusted for dry weight.

FORM VA - IN

5A-IN
MATRIX SPIKE SAMPLE RECOVERY
METALS

Client ID: _____ Lab ID: 240-28372-F-1-C MS

Lab Name: TestAmerica Canton Job No.: 240-28436-1

SDG No.: _____

Matrix: Solid Concentration Units: mg/Kg

% Solids: 76.8

Analyte	SSR	C	Sample Result (SR)	C	Spike Added (SA)	%R	Control Limit %R	Q	Method
Antimony	26.8		0.64	J	56.1	47	75-125	F	6010C
Arsenic	209		3.7		225	91	75-125		6010C
Barium	242		36		225	92	75-125		6010C
Beryllium	5.31		0.32	J	5.61	89	75-125		6010C
Cadmium	5.57		0.47	J	5.61	91	75-125		6010C
Chromium	36.9		21		22.5	73	75-125	F	6010C
Cobalt	68.3		13		56.1	99	75-125		6010C
Copper	42.7		22		28.1	73	75-125	F	6010C
Lead	107		45		56.1	111	75-125		6010C
Molybdenum	101		0.33	J	112	89	75-125		6010C
Nickel	70.7		9.4		56.1	109	75-125		6010C
Selenium	200		2.2	U	225	89	75-125		6010C
Silver	5.89		1.4		5.61	80	75-125		6010C
Thallium	213		2.2	U	225	95	75-125		6010C
Vanadium	73.7		30		56.1	77	75-125		6010C
Zinc	118		61		56.1	102	75-125		6010C

SSR = Spiked Sample Result

Sample not in SDG

Calculations are performed before rounding to avoid round-off errors in calculated results.
Note - Results and Reporting Limits have been adjusted for dry weight.

FORM VA - IN

5B-IN
POST DIGESTION SPIKE SAMPLE RECOVERY
METALS

Client ID: DR-SB-207-10-12 PDS
Lab ID: 240-28436-10 PDS
Lab Name: TestAmerica Canton
Job No.: 240-28436-1
SDG No.:
Matrix: Solid
Concentration Units: mg/Kg

Analyte	SSR	C	Sample Result (SR)	C	Spike Added (SA)	%R	Control Limit %R	Q	Method
Antimony	14.3		2.0	U	15.0	96	80-120		6010C
Vanadium	25.5		22		5.00	64	80-120	W	6010C

SSR = Spiked Sample Result

Calculations are performed before rounding to avoid round-off errors in calculated results.
Note - Results and Reporting Limits have been adjusted for dry weight.

FORM VB - IN

5B-IN
POST DIGESTION SPIKE SAMPLE RECOVERY
METALS

Client ID: _____ Lab ID: 240-28372-F-1-A PDS

Lab Name: TestAmerica Canton Job No.: 240-28436-1

SDG No.: _____

Matrix: Solid Concentration Units: mg/Kg

Analyte	SSR	C	Sample Result (SR)	C	Spike Added (SA)	%R	Control Limit %R	Q	Method
Antimony	16.8		0.64	J	16.8	96	80-120		6010C
Chromium	39.8		21		22.5	85	80-120		6010C
Copper	66.1		22		50.5	87	80-120		6010C

SSR = Spiked Sample Result

Calculations are performed before rounding to avoid round-off errors in calculated results.
Note - Results and Reporting Limits have been adjusted for dry weight.

FORM VB - IN

6-IN
DUPLICATES
METALS

Client ID: _____ Lab ID: 240-28372-F-1-B DU

Lab Name: TestAmerica Canton Job No.: 240-28436-1

SDG No.: _____

% Solids for Sample: 76.8 % Solids for Duplicate: 76.8

Matrix: Solid Concentration Units: mg/Kg

Analyte	Control Limit	Sample (S)	C	Duplicate (D)	C	RPD	Q	Method
Antimony	2.2	0.64	J	2.2	U	NC		6010C
Arsenic	1.7	3.7		3.86		4		6010C
Barium	22	36		27.6		27		6010C
Beryllium	0.56	0.32	J	0.254	J	24		6010C
Cadmium	0.56	0.47	J	0.287	J	48		6010C
Chromium	1.1	21		16.1		24	F	6010C
Cobalt	1.1	13		8.14		46	F	6010C
Copper	2.8	22		13.4		50	F	6010C
Lead	1.1	45		37.6		18		6010C
Molybdenum	4.5	0.33	J	4.5	U	NC		6010C
Nickel	4.5	9.4		6.92		31		6010C
Selenium	2.2	2.2	U	2.2	U	NC		6010C
Silver	1.1	1.4		0.642	J	73		6010C
Thallium	2.2	2.2	U	2.2	U	NC		6010C
Vanadium	1.1	30		21.4		34	F	6010C
Zinc	5.6	61		37.9		46	F	6010C

Sample not in SDG

Calculations are performed before rounding to avoid round-off errors in calculated results.

FORM VI-IN

7A-IN
LAB CONTROL SAMPLE
METALS

Lab ID: LCS 240-99525/2-A

Lab Name: TestAmerica Canton Job No.: 240-28436-1

Sample Matrix: Solid LCS Source: MTICP1_00023

Analyte	Solid(mg/Kg)							
	True	Found	C	%R	Limits		Q	Method
Antimony	50.0	49.4		99	80	120		6010C
Arsenic	200	198		99	80	120		6010C
Barium	200	184		92	80	120		6010C
Beryllium	5.00	4.60		92	80	120		6010C
Cadmium	5.00	4.99		100	80	120		6010C
Chromium	20.0	18.4		92	80	120		6010C
Cobalt	50.0	48.0		96	80	120		6010C
Copper	25.0	23.1		92	80	120		6010C
Lead	50.0	47.7		95	80	120		6010C
Molybdenum	100	98.3		98	80	120		6010C
Nickel	50.0	48.6		97	80	120		6010C
Selenium	200	195		97	80	120		6010C
Silver	5.00	4.72		94	80	120		6010C
Thallium	200	195		97	80	120		6010C
Vanadium	50.0	46.5		93	80	120		6010C
Zinc	50.0	49.9		100	80	120		6010C

Calculations are performed before rounding to avoid round-off errors in calculated results.

FORM VIIA - IN

7A-IN
LAB CONTROL SAMPLE
METALS

Lab ID: LCS 240-99553/2-A

Lab Name: TestAmerica Canton Job No.: 240-28436-1

Sample Matrix: Solid LCS Source: MTICP1_00023

Analyte	Solid(mg/Kg)							
	True	Found	C	%R	Limits		Q	Method
Antimony	50.0	47.3		95	80	120		6010C
Arsenic	200	194		97	80	120		6010C
Barium	200	178		89	80	120		6010C
Beryllium	5.00	4.42		88	80	120		6010C
Cadmium	5.00	4.83		97	80	120		6010C
Chromium	20.0	17.8		89	80	120		6010C
Cobalt	50.0	46.7		93	80	120		6010C
Copper	25.0	22.2		89	80	120		6010C
Lead	50.0	47.1		94	80	120		6010C
Molybdenum	100	96.0		96	80	120		6010C
Nickel	50.0	47.4		95	80	120		6010C
Selenium	200	189		94	80	120		6010C
Silver	5.00	4.68		94	80	120		6010C
Thallium	200	194		97	80	120		6010C
Vanadium	50.0	45.1		90	80	120		6010C
Zinc	50.0	49.2		98	80	120		6010C

Calculations are performed before rounding to avoid round-off errors in calculated results.

FORM VIIA - IN

7A-IN
LAB CONTROL SAMPLE
METALS

Lab ID: LCS 240-99562/2-A

Lab Name: TestAmerica Canton Job No.: 240-28436-1

Sample Matrix: Solid LCS Source: MTHGCALW_00452

Analyte	Solid(mg/Kg)							
	True	Found	C	%R	Limits		Q	Method
Mercury	0.833	0.903		108	80	120		7471B

Calculations are performed before rounding to avoid round-off errors in calculated results.

FORM VIIA - IN

7A-IN
LAB CONTROL SAMPLE
METALS

Lab ID: LCS 240-99544/2-A

Lab Name: TestAmerica Canton Job No.: 240-28436-1

Sample Matrix: Solid LCS Source: MTHGCALW_00452

Analyte	Solid(mg/Kg)							
	True	Found	C	%R	Limits		Q	Method
Mercury	0.833	0.936		112	80	120		7471B

Calculations are performed before rounding to avoid round-off errors in calculated results.

FORM VIIA - IN

7A-IN
LAB CONTROL SAMPLE
METALS

Lab ID: LCS 240-100404/2-A

Lab Name: TestAmerica Canton Job No.: 240-28436-1

Sample Matrix: Solid LCS Source: MTHGCALW_00457

Analyte	Solid(mg/Kg)							
	True	Found	C	%R	Limits		Q	Method
Mercury	0.833	0.965		116	80	120		7471B

Calculations are performed before rounding to avoid round-off errors in calculated results.

FORM VIIA - IN

8-IN
ICP-AES AND ICP-MS SERIAL DILUTIONS
METALS

Lab ID: 240-28436-10

SDG No:

Lab Name: TestAmerica Canton Job No: 240-28436-1

Matrix: Solid Concentration Units: mg/Kg

Analyte	Initial Sample Result (I)	C	Serial Dilution Result (S)	C	% Difference	Q	Method
Antimony	2.0	U	10	U	NC		6010C
Arsenic	2.1		2.17	J	NC		6010C
Barium	18	J	19.4	J	8.5		6010C
Beryllium	0.33	J	0.345	J	NC		6010C
Cadmium	0.12	J	2.5	U	NC		6010C
Chromium	28		29.7		7.6		6010C
Cobalt	3.4		3.53	J	NC		6010C
Copper	13		14.3		NC		6010C
Lead	9.4		10.1		NC		6010C
Molybdenum	2.8	J	2.51	J	NC		6010C
Nickel	7.2		7.32	J	NC		6010C
Selenium	2.0	U	10	U	NC		6010C
Silver	1.0	U	5.0	U	NC		6010C
Thallium	2.0	U	10	U	NC		6010C
Vanadium	22		24.9		12	V	6010C
Zinc	42		53.8		NC		6010C

Calculations are performed before rounding to avoid round-off errors in calculated results.

FORM VIII-IN

8-IN
ICP-AES AND ICP-MS SERIAL DILUTIONS
METALS

Lab ID: 240-28372-F-1-A SD ^5

SDG No:

Lab Name: TestAmerica Canton Job No: 240-28436-1

Matrix: Solid Concentration Units: mg/Kg

Analyte	Initial Sample Result (I)	C	Serial Dilution Result (S)	C	% Difference	Q	Method
Antimony	0.64	J	11	U	NC		6010C
Arsenic	3.7		3.43	J	NC		6010C
Barium	36		38.3	J	5.9		6010C
Beryllium	0.32	J	0.294	J	NC		6010C
Cadmium	0.47	J	0.497	J	NC		6010C
Chromium	21		22.1		7.3		6010C
Cobalt	13		13.1		1.0		6010C
Copper	22		23.8		NC		6010C
Lead	45		47.7		6.4		6010C
Molybdenum	0.33	J	22	U	NC		6010C
Nickel	9.4		9.40	J	NC		6010C
Selenium	2.2	U	11	U	NC		6010C
Silver	1.4		1.30	J	NC		6010C
Thallium	2.2	U	11	U	NC		6010C
Vanadium	30		31.9		5.5		6010C
Zinc	61		66.5		9.5		6010C

Sample not in SDG

Calculations are performed before rounding to avoid round-off errors in calculated results.

FORM VIII-IN

12-IN
PREPARATION LOG
METALS

Lab Name: TestAmerica Canton Job No.: 240-28436-1

SDG No.:

Prep Method: 3050B

Lab Sample ID	Preparation Date	Prep Batch	Initial Weight (g)	Initial Volume	Final Volume (mL)
MB 240-99553/1-A	08/29/2013 11:49	99553	1.00		100
LCS 240-99553/2-A	08/29/2013 11:49	99553	1.00		100
240-28436-10	08/29/2013 11:49	99553	1.12		100
240-28436-10 DU	08/29/2013 11:49	99553	1.12		100
240-28436-10 MS	08/29/2013 11:49	99553	1.12		100
240-28436-11	08/29/2013 11:49	99553	1.12		100
240-28436-12	08/29/2013 11:49	99553	1.30		100
240-28436-13	08/29/2013 11:49	99553	1.01		100
240-28436-14	08/29/2013 11:49	99553	1.17		100
240-28436-15	08/29/2013 11:49	99553	1.27		100
240-28436-16	08/29/2013 11:49	99553	1.10		100
240-28436-17	08/29/2013 11:49	99553	1.17		100
240-28436-18	08/29/2013 11:49	99553	1.03		100
240-28436-19	08/29/2013 11:49	99553	1.01		100
240-28436-20	08/29/2013 11:49	99553	1.18		100
240-28436-22	08/29/2013 11:49	99553	1.17		100

12-IN
PREPARATION LOG
METALS

Lab Name: TestAmerica Canton Job No.: 240-28436-1

SDG No.:

Prep Method: 7471B

Lab Sample ID	Preparation Date	Prep Batch	Initial Weight (g)	Initial Volume	Final Volume (mL)
MB 240-99544/1-A	08/29/2013 14:55	99544	0.60		100
LCS 240-99544/2-A	08/29/2013 14:55	99544	0.60		100
240-28436-1	08/29/2013 14:55	99544	0.61		100
240-28436-2	08/29/2013 14:55	99544	0.67		100
240-28436-3	08/29/2013 14:55	99544	0.53		100
240-28436-4	08/29/2013 14:55	99544	0.55		100
240-28436-5	08/29/2013 14:55	99544	0.53		100
240-28436-6	08/29/2013 14:55	99544	0.65		100
240-28436-7	08/29/2013 14:55	99544	0.58		100
240-28436-8	08/29/2013 14:55	99544	0.61		100
240-28436-9	08/29/2013 14:55	99544	0.58		100

12-IN
PREPARATION LOG
METALS

Lab Name: TestAmerica Canton Job No.: 240-28436-1

SDG No.:

Prep Method: 7471B

Lab Sample ID	Preparation Date	Prep Batch	Initial Weight (g)	Initial Volume	Final Volume (mL)
MB 240-99562/1-A	08/29/2013 14:55	99562	0.60		100
LCS 240-99562/2-A	08/29/2013 14:55	99562	0.60		100
240-28436-10	08/29/2013 14:55	99562	0.55		100
240-28436-10 DU	08/29/2013 14:55	99562	0.55		100
240-28436-10 MS	08/29/2013 14:55	99562	0.55		100
240-28436-11	08/29/2013 14:55	99562	0.53		100
240-28436-12	08/29/2013 14:55	99562	0.62		100
240-28436-13	08/29/2013 14:55	99562	0.64		100
240-28436-14	08/29/2013 14:55	99562	0.70		100
240-28436-15	08/29/2013 14:55	99562	0.55		100
240-28436-16	08/29/2013 14:55	99562	0.54		100
240-28436-17	08/29/2013 14:55	99562	0.58		100
240-28436-18	08/29/2013 14:55	99562	0.55		100
240-28436-19	08/29/2013 14:55	99562	0.59		100
240-28436-20	08/29/2013 14:55	99562	0.52		100
240-28436-22	08/29/2013 14:55	99562	0.65		100

12-IN
PREPARATION LOG
METALS

Lab Name: TestAmerica Canton Job No.: 240-28436-1

SDG No.:

Prep Method: 7471B

Lab Sample ID	Preparation Date	Prep Batch	Initial Weight (g)	Initial Volume	Final Volume (mL)
MB 240-100404/1-A	09/06/2013 11:30	100404	0.60		100
LCS 240-100404/2-A	09/06/2013 11:30	100404	0.60		100
240-28436-10 RA	09/06/2013 11:30	100404	0.52		100
240-28436-10 MS	09/06/2013 11:30	100404	0.52		100
240-28436-10 DU	09/06/2013 11:30	100404	0.52		100

2A-IN
CALIBRATION VERIFICATIONS
METALS

Lab Name: TestAmerica Canton Job No.: 240-28436-1

SDG No.:

ICV Source: MT6500ICV_00012 Concentration Units: ug/L

CCV Source: MTICPCCV_00006

Analyte	ICV 240-100170/4 09/04/2013 14:19				CCV 240-100170/18 09/04/2013 15:16				CCV 240-100170/30 09/04/2013 16:08			
	Found	C	True	%R	Found	C	True	%R	Found	C	True	%R
Antimony	396		375	105	531		500	106	525		500	105
Arsenic	396		375	106	535		500	107	532		500	106
Barium	1500		1500	100	1990		2000	100	1990		2000	99
Beryllium	1540		1500	102	2050		2000	102	2040		2000	102
Cadmium	391		375	104	530		500	106	525		500	105
Chromium	1500		1500	100	1990		2000	99	1990		2000	99
Cobalt	1540		1500	103	2140		2000	107	2120		2000	106
Copper	1490		1500	100	1980		2000	99	1980		2000	99
Lead	382		375	102	511		500	102	509		500	102
Molybdenum	1570		1500	104	2120		2000	106	2110		2000	105
Nickel	1570		1500	104	2130		2000	107	2120		2000	106
Selenium	388		375	104	529		500	106	522		500	104
Silver	763		750	102	1000		1000	100	997		1000	100
Thallium	775		750	103	1060		1000	106	1050		1000	105
Vanadium	1530		1500	102	2040		2000	102	2050		2000	102
Zinc	1580		1500	105	2170		2000	109	2160		2000	108

Note! Calculations are performed before rounding to avoid round-off errors in calculated results.
Italicized analytes were not requested for this sequence.

2A-IN
CALIBRATION VERIFICATIONS
METALS

Lab Name: TestAmerica Canton Job No.: 240-28436-1

SDG No.:

ICV Source: MT6500ICV_00012 Concentration Units: ug/L

CCV Source: MTICPCCV_00006

Analyte	CCV 240-100170/42 09/04/2013 16:55				CCV 240-100170/54 09/04/2013 17:43				CCV 240-100170/66 09/04/2013 18:31			
	Found	C	True	%R	Found	C	True	%R	Found	C	True	%R
Antimony	527		500	105	524		500	105	524		500	105
Arsenic	537		500	107	533		500	107	532		500	106
Barium	1970		2000	99	1980		2000	99	1960		2000	98
Beryllium	2020		2000	101	2020		2000	101	2010		2000	101
Cadmium	529		500	106	525		500	105	524		500	105
Chromium	2000		2000	100	1990		2000	100	1980		2000	99
Cobalt	2140		2000	107	2130		2000	106	2130		2000	106
Copper	1980		2000	99	1970		2000	99	1960		2000	98
Lead	514		500	103	512		500	102	510		500	102
Molybdenum	2140		2000	107	2120		2000	106	2120		2000	106
Nickel	2130		2000	107	2120		2000	106	2120		2000	106
Selenium	525		500	105	521		500	104	520		500	104
Silver	1000		1000	100	996		1000	100	989		1000	99
Thallium	1060		1000	106	1050		1000	105	1060		1000	106
Vanadium	2040		2000	102	2040		2000	102	2030		2000	102
Zinc	2170		2000	109	2170		2000	108	2170		2000	108

Note! Calculations are performed before rounding to avoid round-off errors in calculated results.
Italicized analytes were not requested for this sequence.

2A-IN
CALIBRATION VERIFICATIONS
METALS

Lab Name: TestAmerica Canton Job No.: 240-28436-1

SDG No.:

ICV Source: MT6500ICV_00012 Concentration Units: ug/L

CCV Source: MTICPCCV_00006

Analyte	CCV 240-100170/78 09/04/2013 19:18				CCV 240-100170/128 09/05/2013 08:47				CCV 240-100170/132 09/05/2013 09:07			
	Found	C	True	%R	Found	C	True	%R	Found	C	True	%R
Antimony	515		500	103	509		500	102	512		500	102
Arsenic	526		500	105	514		500	103	513		500	103
Barium	1950		2000	98	1910		2000	95	1930		2000	96
Beryllium	2000		2000	100	1990		2000	99	1980		2000	99
Cadmium	517		500	103	505		500	101	506		500	101
Chromium	1980		2000	99	1890		2000	94	1900		2000	95
Cobalt	2100		2000	105	2070		2000	103	2060		2000	103
Copper	1960		2000	98	1870		2000	94	1890		2000	94
Lead	506		500	101	501		500	100	500		500	100
Molybdenum	2090		2000	105	2030		2000	102	2040		2000	102
Nickel	2090		2000	105	2070		2000	103	2060		2000	103
Selenium	511		500	102	501		500	100	499		500	100
Silver	988		1000	99	947		1000	95	955		1000	96
Thallium	1040		1000	104	1020		1000	102	1020		1000	102
Vanadium	2020		2000	101	1960		2000	98	1970		2000	99
Zinc	2130		2000	107	2120		2000	106	2100		2000	105

Note! Calculations are performed before rounding to avoid round-off errors in calculated results.
Italicized analytes were not requested for this sequence.

2A-IN
CALIBRATION VERIFICATIONS
METALS

Lab Name: TestAmerica Canton Job No.: 240-28436-1

SDG No.:

ICV Source: MTHgStd_00009 Concentration Units: ug/L

CCV Source: MTHGCALW_00454

Analyte	ICV 240-99995/8-A 09/03/2013 16:15				CCV 240-99995/11-A 09/03/2013 17:47				CCV 240-99995/11-A 09/03/2013 18:05			
	Found	C	True	%R	Found	C	True	%R	Found	C	True	%R
Mercury	5.27		5.00	105	10.4		10.0	104	10.4		10.0	104

Note! Calculations are performed before rounding to avoid round-off errors in calculated results.
Italicized analytes were not requested for this sequence.

2A-IN
CALIBRATION VERIFICATIONS
METALS

Lab Name: TestAmerica Canton Job No.: 240-28436-1

SDG No.:

ICV Source: MTHgStd_00009 Concentration Units: ug/L

CCV Source: MTHGCALW_00454

Analyte	CCV 240-99995/11-A 09/03/2013 18:24											
	Found	C	True	%R	Found	C	True	%R	Found	C	True	%R
Mercury	10.5		10.0	105								

Note! Calculations are performed before rounding to avoid round-off errors in calculated results.
Italicized analytes were not requested for this sequence.

2A-IN
CALIBRATION VERIFICATIONS
METALS

Lab Name: TestAmerica Canton Job No.: 240-28436-1

SDG No.:

ICV Source: MTHgStd_00009 Concentration Units: ug/L

CCV Source: MTHGCALW_00456

Analyte	ICV 240-100432/8-A 09/06/2013 08:18				CCV 240-100432/11-A 09/06/2013 17:41				CCV 240-100432/11-A 09/06/2013 18:02			
	Found	C	True	%R	Found	C	True	%R	Found	C	True	%R
Mercury	5.39		5.00	108	11.5		10.0	115	11.5		10.0	115

Note! Calculations are performed before rounding to avoid round-off errors in calculated results.
Italicized analytes were not requested for this sequence.

2A-IN
CALIBRATION VERIFICATIONS
METALS

Lab Name: TestAmerica Canton Job No.: 240-28436-1

SDG No.:

ICV Source: MTHgStd_00009 Concentration Units: ug/L

CCV Source: MTHGCALW_00456

Analyte	CCV 240-100432/11-A 09/06/2013 18:21											
	Found	C	True	%R	Found	C	True	%R	Found	C	True	%R
Mercury	11.6		10.0	116								

Note! Calculations are performed before rounding to avoid round-off errors in calculated results.
Italicized analytes were not requested for this sequence.

2A-IN
CALIBRATION VERIFICATIONS
METALS

Lab Name: TestAmerica Canton Job No.: 240-28436-1

SDG No.:

ICV Source: MTHgStd_00009 Concentration Units: ug/L

CCV Source: MTHGCALW_00454

Analyte	ICV 240-99995/8-A 09/04/2013 09:59				CCV 240-99995/11-A 09/04/2013 11:04				CCV 240-99995/11-A 09/04/2013 11:14			
	Found	C	True	%R	Found	C	True	%R	Found	C	True	%R
Mercury	5.47		5.00	109	10.9		10.0	109	10.9		10.0	109

Note! Calculations are performed before rounding to avoid round-off errors in calculated results.
Italicized analytes were not requested for this sequence.

2A-IN
CALIBRATION VERIFICATIONS
METALS

Lab Name: TestAmerica Canton Job No.: 240-28436-1

SDG No.:

ICV Source: MTHgStd_00009 Concentration Units: ug/L

CCV Source: MTHGCALW_00454

Analyte	CCV 240-99995/11-A 09/04/2013 11:42				CCV 240-99995/11-A 09/04/2013 12:10				CCV 240-99995/11-A 09/04/2013 12:35			
	Found	C	True	%R	Found	C	True	%R	Found	C	True	%R
Mercury	10.9		10.0	109	10.8		10.0	108	10.7		10.0	107

Note! Calculations are performed before rounding to avoid round-off errors in calculated results.
Italicized analytes were not requested for this sequence.

2B-IN
CRQL CHECK STANDARD
METALS

Lab Name: TestAmerica Canton Job No.: 240-28436-1

SDG No.:

Method: 6010C Instrument ID: I9

Lab Sample ID: CRI 240-100170/20 Concentration Units: ug/L

CRQL Check Standard Source: MTTRCRIC_00016

Analyte	CRQL Check Standard				
	True	Found	Qualifiers	%R(1)	Limits
Antimony	20.0	22.5		113	70-130
Arsenic	15.0	14.5	J	97	70-130
Barium	200	195	J	98	70-130
Beryllium	5.00	4.85	J	97	70-130
Cadmium	5.00	5.21		104	70-130
Chromium	10.0	10.0		100	70-130
Cobalt	10.0	10.5		105	70-130
Copper	20.0	21.3	J	107	70-130
Lead	10.0	10.1		101	70-130
Molybdenum	40.0	41.0		102	70-130
Nickel	40.0	41.4		103	70-130
Selenium	20.0	20.3		101	70-130
Silver	10.0	10.1		101	70-130
Thallium	20.0	21.0		105	70-130
Vanadium	10.0	9.85	J	98	70-130
Zinc	50.0	51.0		102	70-130

Lab Sample ID: CRI 240-100170/134 Concentration Units: ug/L

CRQL Check Standard Source: MTTRCRIC_00016

Analyte	CRQL Check Standard				
	True	Found	Qualifiers	%R(1)	Limits
Antimony	20.0	22.8		114	70-130
Arsenic	15.0	15.1		101	70-130
Barium	200	189	J	95	70-130
Beryllium	5.00	4.75	J	95	70-130
Cadmium	5.00	4.85	J	97	70-130
Chromium	10.0	9.50	J	95	70-130
Cobalt	10.0	10.1		101	70-130
Copper	20.0	20.0	J	100	70-130
Lead	10.0	10.0		100	70-130
Molybdenum	40.0	40.0		100	70-130
Nickel	40.0	39.8	J	100	70-130
Selenium	20.0	21.1		105	70-130
Silver	10.0	9.79	J	98	70-130
Thallium	20.0	20.4		102	70-130

Note! Calculations are performed before rounding to avoid round-off errors in calculated results.

FORM IIB-IN

2B-IN
CRQL CHECK STANDARD
METALS

Lab Name: TestAmerica Canton Job No.: 240-28436-1

SDG No.:

Method: 6010C Instrument ID: I9

Lab Sample ID: CRI 240-100170/134 Concentration Units: ug/L

CRQL Check Standard Source: MTTRCRIC_00016

Analyte	CRQL Check Standard				
	True	Found	Qualifiers	%R(1)	Limits
Vanadium	10.0	10.6		106	70-130
Zinc	50.0	50.1		100	70-130

Note! Calculations are performed before rounding to avoid round-off errors in calculated results.

FORM IIB-IN

2B-IN
CRQL CHECK STANDARD
METALS

Lab Name: TestAmerica Canton Job No.: 240-28436-1

SDG No.:

Method: 7471B Instrument ID: H1

Lab Sample ID: CRA 240-99995/10-A Concentration Units: ug/L

CRQL Check Standard Source: MTHGCALW_00454

Analyte	CRQL Check Standard				
	True	Found	Qualifiers	%R(1)	Limits
Mercury	0.200	0.230	J	115	50-150

Lab Sample ID: CRA 240-100432/10-A Concentration Units: ug/L

CRQL Check Standard Source: MTHGCALW_00456

Analyte	CRQL Check Standard				
	True	Found	Qualifiers	%R(1)	Limits
Mercury	0.200	0.146	J	73	50-150

Check - PA only

Note! Calculations are performed before rounding to avoid round-off errors in calculated results.

FORM IIB-IN

2B-IN
CRQL CHECK STANDARD
METALS

Lab Name: TestAmerica Canton Job No.: 240-28436-1

SDG No.:

Method: 7471B Instrument ID: H4

Lab Sample ID: CRA 240-99995/10-A Concentration Units: ug/L

CRQL Check Standard Source: MTHGCALW_00454

Analyte	CRQL Check Standard				
	True	Found	Qualifiers	%R(1)	Limits
Mercury	0.200	0.140	J	70	50-150

Note! Calculations are performed before rounding to avoid round-off errors in calculated results.

FORM IIB-IN

3-IN
INSTRUMENT BLANKS
METALS

Lab Name: TestAmerica Canton Job No.: 240-28436-1

SDG No.:

Concentration Units: ug/L

Analyte	RL	ICB 240-100170/5 09/04/2013 14:23		CCB 240-100170/19 09/04/2013 15:20		CCB 240-100170/31 09/04/2013 16:11		CCB 240-100170/43 09/04/2013 16:59	
		Found	C	Found	C	Found	C	Found	C
Antimony	20	4.24	J	20	U	2.32	J	2.42	J
Arsenic	15	15	U	15	U	15	U	15	U
Barium	200	200	U	200	U	200	U	200	U
Beryllium	5.0	5.0	U	5.0	U	5.0	U	5.0	U
Cadmium	5.0	5.0	U	5.0	U	5.0	U	5.0	U
Chromium	10	10	U	10	U	10	U	10	U
Cobalt	10	10	U	10	U	10	U	10	U
Copper	25	25	U	25	U	25	U	25	U
Lead	10	10	U	10	U	10	U	10	U
Molybdenum	40	1.36	J	40	U	40	U	40	U
Nickel	40	40	U	40	U	40	U	40	U
Selenium	20	20	U	20	U	20	U	20	U
Silver	10	10	U	10	U	10	U	10	U
Thallium	20	20	U	20	U	20	U	20	U
Vanadium	10	10	U	1.04	J	0.673	J	10	U
Zinc	50	50	U	50	U	50	U	50	U

Italicized analytes were not requested for this sequence.

3-IN
INSTRUMENT BLANKS
METALS

Lab Name: TestAmerica Canton Job No.: 240-28436-1

SDG No.:

Concentration Units: ug/L

Analyte	RL	CCB 240-100170/55 09/04/2013 17:47		CCB 240-100170/67 09/04/2013 18:35		CCB 240-100170/79 09/04/2013 19:22		CCB 240-100170/129 09/05/2013 08:51	
		Found	C	Found	C	Found	C	Found	C
Antimony	20	2.52	J	2.17	J	2.82	J	2.55	J
Arsenic	15	15	U	15	U	15	U	15	U
Barium	200	200	U	200	U	200	U	200	U
Beryllium	5.0	5.0	U	5.0	U	5.0	U	5.0	U
Cadmium	5.0	5.0	U	5.0	U	5.0	U	5.0	U
Chromium	10	10	U	10	U	10	U	10	U
Cobalt	10	10	U	10	U	10	U	10	U
Copper	25	25	U	25	U	25	U	25	U
Lead	10	10	U	10	U	10	U	10	U
Molybdenum	40	40	U	40	U	40	U	1.48	J
Nickel	40	40	U	40	U	40	U	40	U
Selenium	20	20	U	20	U	20	U	20	U
Silver	10	10	U	10	U	10	U	10	U
Thallium	20	20	U	20	U	20	U	20	U
Vanadium	10	10	U	10	U	10	U	10	U
Zinc	50	50	U	50	U	50	U	50	U

Italicized analytes were not requested for this sequence.

3-IN
INSTRUMENT BLANKS
METALS

Lab Name: TestAmerica Canton Job No.: 240-28436-1

SDG No.:

Concentration Units: ug/L

Analyte	RL	CCB 240-100170/133 09/05/2013 09:11							
		Found	C	Found	C	Found	C	Found	C
Antimony	20	20	U						
Arsenic	15	15	U						
Barium	200	200	U						
Beryllium	5.0	5.0	U						
Cadmium	5.0	5.0	U						
Chromium	10	10	U						
Cobalt	10	10	U						
Copper	25	25	U						
Lead	10	10	U						
Molybdenum	40	40	U						
Nickel	40	40	U						
Selenium	20	20	U						
Silver	10	10	U						
Thallium	20	20	U						
Vanadium	10	10	U						
Zinc	50	50	U						

Italicized analytes were not requested for this sequence.

3-IN
INSTRUMENT BLANKS
METALS

Lab Name: TestAmerica Canton Job No.: 240-28436-1

SDG No.:

Concentration Units: ug/L

Analyte	RL	ICB 240-99995/9-A 09/03/2013 16:17		CCB 240-99995/12-A 09/03/2013 17:48		CCB 240-99995/12-A 09/03/2013 18:07		CCB 240-99995/12-A 09/03/2013 18:26	
		Found	C	Found	C	Found	C	Found	C
Mercury	0.60	0.60	U	0.60	U	0.60	U	0.60	U

Italicized analytes were not requested for this sequence.

3-IN
INSTRUMENT BLANKS
METALS

Lab Name: TestAmerica Canton Job No.: 240-28436-1

SDG No.:

Concentration Units: ug/L

Analyte	RL	ICB 240-100432/9-A 09/06/2013 08:19		CCB 240-100432/12-A 09/06/2013 17:43		CCB 240-100432/12-A 09/06/2013 18:03		CCB 240-100432/12-A 09/06/2013 18:22	
		Found	C	Found	C	Found	C	Found	C
Mercury	0.60	0.60	U	0.60	U	0.60	U	0.60	U

Italicized analytes were not requested for this sequence.

3-IN
INSTRUMENT BLANKS
METALS

Lab Name: TestAmerica Canton Job No.: 240-28436-1

SDG No.:

Concentration Units: ug/L

Analyte	RL	ICB 240-99995/9-A 09/04/2013 10:01		CCB 240-99995/12-A 09/04/2013 11:06		CCB 240-99995/12-A 09/04/2013 11:16		CCB 240-99995/12-A 09/04/2013 11:45	
		Found	C	Found	C	Found	C	Found	C
Mercury	0.60	0.60	U	0.60	U	0.60	U	0.60	U

Italicized analytes were not requested for this sequence.

3-IN
INSTRUMENT BLANKS
METALS

Lab Name: TestAmerica Canton Job No.: 240-28436-1

SDG No.:

Concentration Units: ug/L

Analyte	RL	CCB 240-99995/12-A 09/04/2013 12:13		CCB 240-99995/12-A 09/04/2013 12:37					
		Found	C	Found	C	Found	C	Found	C
Mercury	0.60	0.60	U	0.60	U				

Italicized analytes were not requested for this sequence.

3-IN
METHOD BLANK
METALS

Lab Name: TestAmerica Canton Job No.: 240-28436-1

SDG No.:

Concentration Units: mg/Kg Lab Sample ID: MB 240-99525/1-A

Instrument Code: I9 Batch No.: 100170

CAS No.	Analyte	Concentration	C	Q	Method
7440-36-0	Antimony	2.0	U		6010C
7440-38-2	Arsenic	1.5	U		6010C
7440-39-3	Barium	0.0880	J		6010C
7440-41-7	Beryllium	0.50	U		6010C
7440-43-9	Cadmium	0.50	U		6010C
7440-47-3	Chromium	1.0	U		6010C
7440-48-4	Cobalt	1.0	U		6010C
7440-50-8	Copper	2.5	U		6010C
7439-92-1	Lead	1.0	U		6010C
7439-98-7	Molybdenum	4.0	U		6010C
7440-02-0	Nickel	4.0	U		6010C
7782-49-2	Selenium	2.0	U		6010C
7440-22-4	Silver	1.0	U		6010C
7440-28-0	Thallium	2.0	U		6010C
7440-62-2	Vanadium	1.0	U		6010C
7440-66-6	Zinc	1.20	J		6010C

3-IN
METHOD BLANK
METALS

Lab Name: TestAmerica Canton Job No.: 240-28436-1

SDG No.:

Concentration Units: mg/Kg Lab Sample ID: MB 240-99553/1-A

Instrument Code: I9 Batch No.: 100170

CAS No.	Analyte	Concentration	C	Q	Method
7440-36-0	Antimony	2.0	U		6010C
7440-38-2	Arsenic	1.5	U		6010C
7440-39-3	Barium	0.139	J		6010C
7440-41-7	Beryllium	0.50	U		6010C
7440-43-9	Cadmium	0.50	U		6010C
7440-47-3	Chromium	1.0	U		6010C
7440-48-4	Cobalt	1.0	U		6010C
7440-50-8	Copper	2.5	U		6010C
7439-92-1	Lead	1.0	U		6010C
7439-98-7	Molybdenum	4.0	U		6010C
7440-02-0	Nickel	4.0	U		6010C
7782-49-2	Selenium	2.0	U		6010C
7440-22-4	Silver	1.0	U		6010C
7440-28-0	Thallium	2.0	U		6010C
7440-62-2	Vanadium	1.0	U		6010C
7440-66-6	Zinc	1.11	J		6010C

6-IN
DUPLICATES
METALS

Client ID: DR-SB-207-10-12 DU | Lab ID: 240-28436-10 DU

Lab Name: TestAmerica Canton | Job No.: 240-28436-1

SDG No.:

% Solids for Sample: 89.3 | % Solids for Duplicate: 89.3

Matrix: Solid | Concentration Units: mg/Kg

Analyte	Control Limit	Sample (S)	C	Duplicate (D)	C	RPD	Q	Method
Antimony	2.0	2.0	U	2.0	U	NC		6010C
Arsenic	1.5	2.1		2.88		29		6010C
Barium	20	18	J	18.5	J	4		6010C
Beryllium	0.50	0.33	J	0.317	J	5		6010C
Cadmium	0.50	0.12	J	0.398	J	106		6010C
Chromium	1.0	28		23.9		14		6010C
Cobalt	1.0	3.4		4.03		18		6010C
Copper	2.5	13		20.2		46		6010C
Lead	1.0	9.4		11.4		19		6010C
Molybdenum	4.0	2.8	J	1.64	J	51		6010C
Nickel	4.0	7.2		7.55		4		6010C
Selenium	2.0	2.0	U	2.0	U	NC		6010C
Silver	1.0	1.0	U	0.153	J	NC		6010C
Thallium	2.0	2.0	U	2.0	U	NC		6010C
Vanadium	1.0	22		24.0		7		6010C
Zinc	5.0	42		39.4		7		6010C
Mercury	0.12	2.2		0.971		79	F	7471B
Mercury	0.13	1.8		0.779		79	F	7471B

Calculations are performed before rounding to avoid round-off errors in calculated results.

FORM VI-IN

12-IN
PREPARATION LOG
METALS

Lab Name: TestAmerica Canton Job No.: 240-28436-1

SDG No.:

Prep Method: 3050B

Lab Sample ID	Preparation Date	Prep Batch	Initial Weight (g)	Initial Volume	Final Volume (mL)
MB 240-99525/1-A	08/29/2013 10:35	99525	1.00		100
LCS 240-99525/2-A	08/29/2013 10:35	99525	1.00		100
240-28372-F-1-B DU	08/29/2013 10:35	99525	1.16		100
240-28372-F-1-C MS	08/29/2013 10:35	99525	1.16		100
240-28436-1	08/29/2013 10:35	99525	1.12		100
240-28436-2	08/29/2013 10:35	99525	1.07		100
240-28436-3	08/29/2013 10:35	99525	1.09		100
240-28436-4	08/29/2013 10:35	99525	1.21		100
240-28436-5	08/29/2013 10:35	99525	1.16		100
240-28436-6	08/29/2013 10:35	99525	1.04		100
240-28436-7	08/29/2013 10:35	99525	1.24		100
240-28436-8	08/29/2013 10:35	99525	1.13		100
240-28436-9	08/29/2013 10:35	99525	1.18		100

11-IN
LINEAR RANGES
METALS

Lab Name: TestAmerica Canton Job No: 240-28436-1

SDG No.:

Instrument ID: I9 Date: 04/04/2013 11:44

Analyte	Integ. Time (Sec.)	Concentration (ug/L)	Method
Antimony		10000	6010C
Arsenic		5000	6010C
Barium		25000	6010C
Beryllium		4000	6010C
Cadmium		2000	6010C
Chromium		20000	6010C
Cobalt		10000	6010C
Copper		30000	6010C
Lead		15000	6010C
Molybdenum		10000	6010C
Nickel		30000	6010C
Selenium		10000	6010C
Silver		2000	6010C
Thallium		10000	6010C
Vanadium		5000	6010C
Zinc		10000	6010C

11-IN
LINEAR RANGES
METALS

Lab Name: TestAmerica Canton Job No: 240-28436-1

SDG No.:

Instrument ID: H1 Date: 04/01/2011 10:45

Analyte	Integ. Time (Sec.)	Concentration (ppb)	Method
Mercury		50	7471B

FORM XI - IN

11-IN
LINEAR RANGES
METALS

Lab Name: TestAmerica Canton Job No: 240-28436-1

SDG No.:

Instrument ID: H4 Date: 04/01/2011 10:50

Analyte	Integ. Time (Sec.)	Concentration (ppb)	Method
Mercury		50	7471B

FORM XI - IN

Sample DR-SB-204-08-10 Arsenic rep result 1.2mg/kg

Sample Name: 240-28436-g-4-a Acquired: 9/4/2013 17:03:58 Type: Unk

Method: Standard Method + IEC Checks(v235) Mode: CONC Corr. Factor: 1.000000

User: Roger Method: 6010B/6010C Method: 200.7

Comment:

$1.247\,mg/kg = \left(12.75\,ug/L\right)\left(\frac{0.1\,L}{1.21\,g}\right)\left(\frac{1\,mg}{1000\,ug}\right)\left(\frac{1000\,g}{1\,kg}\right)\left(\frac{1}{.845}\right)$

Elem	Ag3280	Al3082	As1890	B_1826	Ba4554	Be3130	Ca3179	Cd2288
IS Ref	(Y_3600)	(Y_3710)	(Y_2243)	(Y_2243)	(Y_3710)	(Y_3710)	(Y_3710)	(Y_2243)
Units	ppb	ppb	ppb	ppb	ppb	ppb	ppb	ppb
Avg	-1.4364	26759.	12.750	2.7178	162.47	1.3897	743.97	.2246
Stddev	.2547	65.	.733	.2516	.25	.0507	.52	.0504
%RSD	17.735	.24144	5.7475	9.2577	.15220	3.6487	.07041	22.43
Check ?	Chk Pass	Chk Pass	Chk Pass	Chk Pass	Chk Pass	Chk Pass	Chk Pass	Chk Pass
High Limit								
Low Limit								

Elem	Co2286	Cr2677	Cu3273	Fe2599	K_7664	Li6707	Mg2790	Mn2576
IS Ref	(In2306)	(Y_3600)	(Y_3600)	(Y_3710)	(Y_3710)	(Y_3710)	(Y_3710)	(Y_3600)
Units	ppb	ppb	ppb	ppb	ppb	ppb	ppb	ppb
Avg	15.910	159.17	129.34	7186.5	4913.9	11.190	992.25	39.779
Stddev	.149	.67	.33	7.6	24.6	1.201	5.22	.123
%RSD	.93416	.42077	.25201	.10634	.50079	10.731	.52596	.30982
Check ?	Chk Pass	Chk Pass	Chk Pass	Chk Pass	Chk Pass	Chk Pass	Chk Pass	Chk Pass
High Limit								
Low Limit								

Elem	Mo2020	Na5895	Ni2316	Pb2203	Sb2175	Se1960	Sn1899	Ti3372
IS Ref	(Y_2243)	(Y_3710)	(In2306)	(Y_2243)	(Y_2243)	(Y_2243)	(In2306)	(Y_3600)
Units	ppb	ppb	ppb	ppb	ppb	ppb	ppb	ppb
Avg	.24655	233.24	21.646	60.348	1.931	1.5153	15.118	157.94
Stddev	.08538	3.64	.376	.313	1.180	1.3912	.414	.32
%RSD	34.631	1.5602	1.7361	.51801	61.11	91.814	2.7374	.20537
Check ?	Chk Pass	Chk Pass	Chk Pass	Chk Pass	Chk Pass	Chk Pass	Chk Pass	Chk Pass
High Limit								
Low Limit								

COVER PAGE
GENERAL CHEMISTRY

Lab Name: TestAmerica Canton Job Number: 240-28436-1

SDG No.:

Project: Taxiway Tango

Client Sample ID	Lab Sample ID
DR-SB-202-02-04	240-28436-1
DR-SB-202-06-08	240-28436-2
DR-SB-204-02-04	240-28436-3
DR-SB-204-08-10	240-28436-4
DR-SB-205-06-08	240-28436-5
DR-SB-205-10-12	240-28436-6
DR-SB-206-04-06	240-28436-7
DR-SB-206-08-10	240-28436-8
DR-SB-207-02-04	240-28436-9
DR-SB-207-10-12	240-28436-10
DR-SB-208-04-06	240-28436-11
DR-SB-208-08-10	240-28436-12
DR-SB-209-04-06	240-28436-13
DR-SB-209-08-10	240-28436-14
DR-SB-210-04-06	240-28436-15
DR-SB-210-12-13	240-28436-16
DR-SB-211-04-06	240-28436-17
DR-SB-211-08-10	240-28436-18
DR-SB-212-04-06	240-28436-19
DR-SB-212-11-13	240-28436-20
DR-SB-DUP01-0406	240-28436-22

Comments:

13-IN
ANALYSIS RUN LOG
GENERAL CHEMISTRY

Lab Name: TestAmerica Canton Job No.: 240-28436-1

SDG No.:

Instrument ID: ERNIE-CR Method: 7196A

Start Date: 09/11/2013 00:00 End Date: 09/11/2013 13:20

Lab Sample ID	D / F	Type	Time	Analytes																				
				Cr6																				
ICV 240-100844/7-A	1		00:00	X																				
ICB 240-100844/8-A	1		00:00	X																				
MB 240-100844/9-A	1	T	00:00	X																				
LCSS 240-100844/10-A	1	T	00:00	X																				
LCSI 240-100844/11-A	1	T	00:00	X																				
CCV 240-100844/12-A	1		12:00	X																				
CCB 240-100844/13-A	1		12:00	X																				
ZZZZZZ			12:02																					
240-28436-1	1	T	12:03	X																				
CCV 240-100844/12-A	1		12:04	X																				
CCB 240-100844/13-A	1		12:04	X																				
240-28436-2	1	T	12:07	X																				
CCV 240-100844/12-A	1		12:09	X																				
CCB 240-100844/13-A	1		12:09	X																				
CCV 240-100844/12-A	1		12:23	X																				
CCB 240-100844/13-A	1		12:23	X																				
240-28436-6	1	T	12:25	X																				
240-28436-7	1	T	12:26	X																				
CCV 240-100844/12-A	1		12:28	X																				
CCB 240-100844/13-A	1		12:28	X																				
CCV 240-100844/12-A			12:35																					
CCB 240-100844/13-A			12:35																					
CCV 240-100844/12-A	1		12:49	X																				
CCB 240-100844/13-A	1		12:49	X																				
240-28436-12	1	T	12:52	X																				
240-28436-13	1	T	12:53	X																				
CCV 240-100844/12-A	1		12:54	X																				
CCB 240-100844/13-A	1		12:54	X																				
CCV 240-100844/12-A	1		13:08	X																				
CCB 240-100844/13-A	1		13:08	X																				
240-28436-16	1	T	13:11	X																				
CCV 240-100844/12-A	1		13:12	X																				
CCB 240-100844/13-A	1		13:13	X																				
240-28436-3	1	T	13:15	X																				
240-28436-4	1	T	13:16	X																				
240-28436-5	1	T	13:16	X																				
240-28436-8	1	T	13:17	X																				
240-28436-9	1	T	13:17	X																				
240-28436-10	1	T	13:18	X																				
240-28436-11	1	T	13:18	X																				
240-28436-14	1	T	13:19	X																				
240-28436-15	1	T	13:19	X																				

13-IN
ANALYSIS RUN LOG
GENERAL CHEMISTRY

Lab Name: TestAmerica Canton Job No.: 240-28436-1

SDG No.:

Instrument ID: ERNIE-CR Method: 7196A

Start Date: 09/11/2013 00:00 End Date: 09/11/2013 13:20

Lab Sample ID	D / F	Type	Time	Analytes																			
				Cr6																			
240-28436-17	1	T	13:20	X																			
CCV 240-100844/12-A	1		13:20	X																			
CCB 240-100844/13-A	1		13:20	X																			

Prep Types

T = Total/NA

13-IN
ANALYSIS RUN LOG
GENERAL CHEMISTRY

Lab Name: TestAmerica Canton Job No.: 240-28436-1

SDG No.:

Instrument ID: ERNIE-CR Method: 7196A

Start Date: 09/18/2013 00:00 End Date: 09/18/2013 12:54

Lab Sample ID	D / F	Type	Time	Analytes: Cr6
ICV 240-101138/7-A	1		00:00	X
ICB 240-101138/8-A	1		00:00	X
MB 240-101138/9-A	1	T	00:00	X
LCSS 240-101138/10-A	1	T	00:00	X
LCSI 240-101138/11-A	1	T	00:00	X
CCV 240-101138/12-A	1		11:46	X
CCB 240-101138/13-A	1		11:47	X
240-28436-18	1	T	11:49	X
240-28436-19	1	T	11:50	X
CCV 240-101138/12-A	1		11:52	X
CCB 240-101138/13-A	1		11:52	X
240-28436-22	1	T	11:55	X
CCV 240-101138/12-A	1		11:56	X
CCB 240-101138/13-A	1		11:56	X
ZZZZZZ			12:07	
CCV 240-101138/12-A			12:08	
CCB 240-101138/13-A			12:08	
ZZZZZZ			12:11	
CCV 240-101138/12-A			12:13	
CCB 240-101138/13-A			12:13	
CCV 240-101138/12-A			12:17	
CCB 240-101138/13-A			12:17	
ZZZZZZ			12:27	
CCV 240-101138/12-A			12:29	
CCB 240-101138/13-A			12:29	
CCV 240-101138/12-A			12:35	
CCB 240-101138/13-A			12:36	
ZZZZZZ			12:37	
CCV 240-101138/12-A	1		12:38	X
CCB 240-101138/13-A	1		12:38	X
240-28436-20	1	T	12:50	X
ZZZZZZ			12:50	
ZZZZZZ			12:50	
ZZZZZZ			12:50	
ZZZZZZ			12:50	
ZZZZZZ			12:50	
ZZZZZZ			12:50	
ZZZZZZ			12:50	
CCV 240-101138/12-A	1		12:54	X
CCB 240-101138/13-A	1		12:54	X

13-IN
ANALYSIS RUN LOG
GENERAL CHEMISTRY

Lab Name: TestAmerica Canton Job No.: 240-28436-1

SDG No.:

Instrument ID: ERNIE-CR Method: 7196A

Start Date: 09/18/2013 00:00 End Date: 09/18/2013 12:54

Prep Types
T = Total/NA

13-IN
ANALYSIS RUN LOG
GENERAL CHEMISTRY

Lab Name: TestAmerica Canton Job No.: 240-28436-1

SDG No.:

Instrument ID: NOEQUIP Method: Moisture

Start Date: 08/29/2013 13:08 End Date: 08/29/2013 14:01

Lab Sample ID	D / F	Type	Time	Analytes																			
				% Sol																			
ZZZZZZ			13:08																				
ZZZZZZ			13:08																				
ZZZZZZ			13:08																				
ZZZZZZ			13:08																				
ZZZZZZ			13:08																				
ZZZZZZ			13:08																				
ZZZZZZ			13:08																				
ZZZZZZ			13:08																				
240-28436-1	1	T	13:08	X																			
240-28436-2	1	T	13:08	X																			
240-28436-3	1	T	13:08	X																			
240-28436-4 DU	1	T	13:16	X																			
240-28436-4	1	T	13:16	X																			
240-28436-5	1	T	13:16	X																			
240-28436-6	1	T	13:16	X																			
240-28436-7	1	T	13:16	X																			
240-28436-8	1	T	13:16	X																			
240-28436-9	1	T	13:16	X																			
240-28436-10	1	T	13:16	X																			
240-28436-11	1	T	13:16	X																			
240-28436-12	1	T	13:16	X																			
240-28436-13	1	T	13:16	X																			
240-28436-14 DU	1	T	13:19	X																			
240-28436-14	1	T	13:19	X																			
240-28436-15	1	T	13:19	X																			
240-28436-16	1	T	13:19	X																			
240-28436-17	1	T	13:19	X																			
240-28436-18	1	T	13:19	X																			
240-28436-19	1	T	13:19	X																			
240-28436-20	1	T	13:19	X																			
240-28436-22	1	T	13:19	X																			
ZZZZZZ			13:19																				
ZZZZZZ			13:19																				
ZZZZZZ			13:33																				
ZZZZZZ			13:33																				
ZZZZZZ			13:33																				
ZZZZZZ			13:33																				
ZZZZZZ			13:33																				
ZZZZZZ			13:33																				
ZZZZZZ			13:33																				
ZZZZZZ			13:33																				
ZZZZZZ			13:33																				

13-IN
ANALYSIS RUN LOG
GENERAL CHEMISTRY

Lab Name: TestAmerica Canton Job No.: 240-28436-1

SDG No.:

Instrument ID: NOEQUIP Method: Moisture

Start Date: 08/29/2013 13:08 End Date: 08/29/2013 14:01

Lab Sample ID	D / F	Type	Time	Analytes																				
				% Sol																				
ZZZZZZ			13:33																					
ZZZZZZ			13:33																					
ZZZZZZ			13:36																					
ZZZZZZ			13:36																					
ZZZZZZ			13:36																					
ZZZZZZ			13:36																					
ZZZZZZ			13:36																					
ZZZZZZ			13:36																					
ZZZZZZ			13:36																					
ZZZZZZ			13:36																					
ZZZZZZ			13:36																					
ZZZZZZ			13:36																					
ZZZZZZ			13:36																					
ZZZZZZ			13:49																					
ZZZZZZ			13:49																					
ZZZZZZ			13:49																					
ZZZZZZ			13:49																					
ZZZZZZ			13:49																					
ZZZZZZ			13:49																					
ZZZZZZ			13:49																					
ZZZZZZ			13:49																					
ZZZZZZ			13:49																					
ZZZZZZ			13:49																					
ZZZZZZ			13:49																					
ZZZZZZ			13:49																					
ZZZZZZ			14:01																					
ZZZZZZ			14:01																					
ZZZZZZ			14:01																					
ZZZZZZ			14:01																					
ZZZZZZ			14:01																					
ZZZZZZ			14:01																					
ZZZZZZ			14:01																					
ZZZZZZ			14:01																					
ZZZZZZ			14:01																					
ZZZZZZ			14:01																					
ZZZZZZ			14:01																					

Prep Types
T = Total/NA

12-IN
PREPARATION LOG
GENERAL CHEMISTRY

Lab Name: TestAmerica Canton Job No.: 240-28436-1

SDG No.:

Prep Method: 3060A

Lab Sample ID	Preparation Date	Prep Batch	Initial Weight (g)	Initial Volume	Final Volume (mL)
MB 240-100844/9-A	09/10/2013 11:55	100844	2.5		100
LCSS 240-100844/10-A	09/10/2013 11:55	100844	2.5		100
LCSI 240-100844/11-A	09/10/2013 11:55	100844	2.5		100
240-28436-1	09/10/2013 11:55	100844	2.5		100
240-28436-2	09/10/2013 11:55	100844	2.5		100
240-28436-3	09/10/2013 11:55	100844	2.5		100
240-28436-4	09/10/2013 11:55	100844	2.5		100
240-28436-5	09/10/2013 11:55	100844	2.5		100
240-28436-6	09/10/2013 11:55	100844	2.5		100
240-28436-7	09/10/2013 11:55	100844	2.5		100
240-28436-8	09/10/2013 11:55	100844	2.5		100
240-28436-9	09/10/2013 11:55	100844	2.5		100
240-28436-10	09/10/2013 11:55	100844	2.5		100
240-28436-11	09/10/2013 11:55	100844	2.5		100
240-28436-12	09/10/2013 11:55	100844	2.5		100
240-28436-13	09/10/2013 11:55	100844	2.5		100
240-28436-14	09/10/2013 11:55	100844	2.5		100
240-28436-15	09/10/2013 11:55	100844	2.5		100
240-28436-16	09/10/2013 11:55	100844	2.5		100
240-28436-17	09/10/2013 11:55	100844	2.5		100

12-IN
PREPARATION LOG
GENERAL CHEMISTRY

Lab Name: TestAmerica Canton Job No.: 240-28436-1

SDG No.:

Prep Method: 3060A

Lab Sample ID	Preparation Date	Prep Batch	Initial Weight (g)	Initial Volume	Final Volume (mL)
MB 240-101138/9-A	09/12/2013 08:48	101138	2.5		100
LCSS 240-101138/10-A	09/12/2013 08:48	101138	2.5		100
LCSI 240-101138/11-A	09/12/2013 08:48	101138	2.5		100
240-28436-18	09/12/2013 08:48	101138	2.5		100
240-28436-19	09/12/2013 08:48	101138	2.5		100
240-28436-20	09/12/2013 08:48	101138	2.5		100
240-28436-22	09/12/2013 08:48	101138	2.5		100

2-IN
CALIBRATION QUALITY CONTROL
GENERAL CHEMISTRY

Lab Name: TestAmerica Canton Job No.: 240-28436-1

SDG No.:

Analyst: RPP Batch Start Date: 09/11/2013

Reporting Units: mg/Kg Analytical Batch No.: 101026

Sample Number	QC Type	Time	Analyte	Result	Spike Amount	(%) Recovery	Limits	Qual	Reagent
1	ICV	00:00	Cr (VI)	20.3	20.0	101	90-110		WCCHROME50PM2_0001 1
2	ICB	00:00	Cr (VI)	0.80				U	
6	CCV	12:00	Cr (VI)	20.2	20.0	101	90-110		WCCHROME50PPM_0001 0
7	CCB	12:00	Cr (VI)	0.80				U	
10	CCV	12:04	Cr (VI)	20.1	20.0	101	90-110		WCCHROME50PPM_0001 0
11	CCB	12:04	Cr (VI)	0.80				U	
13	CCV	12:09	Cr (VI)	20.1	20.0	101	90-110		WCCHROME50PPM_0001 0
14	CCB	12:09	Cr (VI)	0.80				U	
15	CCV	12:23	Cr (VI)	20.0	20.0	100	90-110		WCCHROME50PPM_0001 0
16	CCB	12:23	Cr (VI)	0.80				U	
19	CCV	12:28	Cr (VI)	20.0	20.0	100	90-110		WCCHROME50PPM_0001 0
20	CCB	12:28	Cr (VI)	0.80				U	
23	CCV	12:49	Cr (VI)	19.7	20.0	98	90-110		WCCHROME50PPM_0001 0
24	CCB	12:49	Cr (VI)	0.80				U	
27	CCV	12:54	Cr (VI)	19.6	20.0	98	90-110		WCCHROME50PPM_0001 0
28	CCB	12:54	Cr (VI)	0.80				U	
29	CCV	13:08	Cr (VI)	19.4	20.0	97	90-110		WCCHROME50PPM_0001 0
30	CCB	13:08	Cr (VI)	0.80				U	
32	CCV	13:12	Cr (VI)	19.3	20.0	96	90-110		WCCHROME50PPM_0001 0
33	CCB	13:13	Cr (VI)	0.80				U	
44	CCV	13:20	Cr (VI)	19.3	20.0	96	90-110		WCCHROME50PPM_0001 0
45	CCB	13:20	Cr (VI)	0.80				U	

Note! Calculations are performed before rounding to avoid round-off errors in calculated results.

FORM II-IN

2-IN
CALIBRATION QUALITY CONTROL
GENERAL CHEMISTRY

Lab Name: TestAmerica Canton Job No.: 240-28436-1

SDG No.:

Analyst: RPP Batch Start Date: 09/18/2013

Reporting Units: mg/Kg Analytical Batch No.: 101946

Sample Number	QC Type	Time	Analyte	Result	Spike Amount	(%) Recovery	Limits	Qual	Reagent
1	ICV	00:00	Cr (VI)	21.1	20.0	106	90-110		WCCHROME50PM2_0001 1
2	ICB	00:00	Cr (VI)	0.80				U	
6	CCV	11:46	Cr (VI)	20.6	20.0	103	90-110		WCCHROME50PPM_0001 0
7	CCB	11:47	Cr (VI)	0.80				U	
10	CCV	11:52	Cr (VI)	20.6	20.0	103	90-110		WCCHROME50PPM_0001 0
11	CCB	11:52	Cr (VI)	0.80				U	
13	CCV	11:56	Cr (VI)	20.5	20.0	102	90-110		WCCHROME50PPM_0001 0
14	CCB	11:56	Cr (VI)	0.80				U	
29	CCV	12:38	Cr (VI)	20.0	20.0	100	90-110		WCCHROME50PPM_0001 0
30	CCB	12:38	Cr (VI)	0.80				U	
39	CCV	12:54	Cr (VI)	20.0	20.0	100	90-110		WCCHROME50PPM_0001 0
40	CCB	12:54	Cr (VI)	0.80				U	

Note! Calculations are performed before rounding to avoid round-off errors in calculated results.

FORM II-IN

3-IN
METHOD BLANK
GENERAL CHEMISTRY

Lab Name: TestAmerica Canton Job No.: 240-28436-1

SDG No.:

Method	Lab Sample ID	Analyte	Result	Qual	Units	RL	Dil
Batch ID: 101026	Date: 09/11/2013 00:00	Prep Batch: 100844	Date: 09/10/2013 11:55				
7196A	MB 240-100844/9-A	Cr (VI)	0.80	U	mg/Kg	0.80	1
Batch ID: 101946	Date: 09/18/2013 00:00	Prep Batch: 101138	Date: 09/12/2013 08:48				
7196A	MB 240-101138/9-A	Cr (VI)	0.80	U	mg/Kg	0.80	1

7A-IN
LAB CONTROL SAMPLE SOLUBLE
GENERAL CHEMISTRY

Lab Name: TestAmerica Canton Job No.: 240-28436-1

SDG No.:

Matrix: Solid

Method	Lab Sample ID	Analyte	Result	C	Unit	Spike Amount	Pct. Rec.	Limits	RPD	RPD Limit	Q
Batch ID: 101026	Date: 09/11/2013 00:00		Prep Batch: 100844			Date: 09/10/2013 11:55					
						LCS Source: WCCHROME50PM2_00011					
7196A	LCSS 240-100844/10 -A	Cr (VI)	20.3		mg/Kg	20.0	101	90-110			
Batch ID: 101026	Date: 09/11/2013 00:00		Prep Batch: 100844			Date: 09/10/2013 11:55					
						LCS Source: WCPBCHROMATE_00004					
7196A	LCSI 240-100844/11 -A	Cr (VI)	523		mg/Kg	643	81	75-125			
Batch ID: 101946	Date: 09/18/2013 00:00		Prep Batch: 101138			Date: 09/12/2013 08:48					
						LCS Source: WCCHROME50PM2_00011					
7196A	LCSS 240-101138/10 -A	Cr (VI)	21.1		mg/Kg	20.0	106	90-110			
Batch ID: 101946	Date: 09/18/2013 00:00		Prep Batch: 101138			Date: 09/12/2013 08:48					
						LCS Source: WCPBCHROMATE_00004					
7196A	LCSI 240-101138/11 -A	Cr (VI)	540		mg/Kg	643	84	75-125			

Calculations are performed before rounding to avoid round-off errors in calculated results.

FORM VIIA-IN

9-IN
DETECTION LIMITS
GENERAL CHEMISTRY

Lab Name: TestAmerica Canton Job Number: 240-28436-1

SDG Number:

Matrix: Solid Instrument ID: ERNIE-CR

Method: 7196A MDL Date: 01/27/2010 16:56

Prep Method: 3060A

Analyte	Wavelength/ Mass	RL (mg/Kg)	MDL (mg/Kg)
Cr (VI)		0.8	0.27

9-IN
DETECTION LIMITS
GENERAL CHEMISTRY

Lab Name: TestAmerica Canton Job Number: 240-28436-1

SDG Number:

Matrix: Solid Instrument ID: NOEQUIP

Method: Moisture RL Date: 01/28/2010 09:24

Analyte	Wavelength/ Mass	RL (%)	
Percent Solids		0.1	

Tetra Tech **INTERNAL CORRESPONDENCE**

TO: **A. McGIVNEY** **DATE:** **OCTOBER 11, 2013**

FROM: **A. COGNETTI** **COPIES:** **DV FILE**

SUBJECT: **ORGANIC DATA VALIDATION- VOC/SVOC/GRO/DRO/PCB**
TAXIWAY TANGO
FULL REVIEW
SAMPLE DELIVERY GROUP (SDG) – 240-28500-1

SAMPLES: 13/Solid/VOC/SVOC/GRO/DRO/PCB

DR-SB-213-04-06	DR-SB-213-10-12	DR-SB-214-0-02
DR-SB-214-10-12	DR-SB-215-0-02	DR-SB-215-06-08
DR-SB-216-02-04	DR-SB-216-06-08	DR-SB-217-02-04
DR-SB-217-06-08	DR-SB-218-02-04	DR-SB-218-06-08
DR-SB-DUP02		

1/Aqueous/VOC

TB-082813

Overview

The sample set for Taxiway Tango, SDG 240-28500-1, consists of thirteen (13) solid environmental samples and one (1) aqueous trip blank analyzed for volatile organic compounds (VOCs). The thirteen (13) solid environmental samples were also analyzed for semivolatile organic compounds (SVOCs), gasoline range organics (GRO), diesel range organics (DRO) and polychlorinated biphenyls (PCBs). There is one (1) field duplicate pair included within this SDG: DR-SB-DUP02 and DR-SB-216-02-04.

The samples were collected on August 28, 2013 and analyzed by Test America. VOC analyses followed SW-846 Method 8260B, SVOC Method 8270D, GRO and DRO Method 8015C and PCBs Method 8082A analytical and reporting protocols.

The findings offered in this report are based upon a general review of all available data. The data review was based on data completeness, holding times, MS tuning, initial and continuing calibration verification results, laboratory method blank results, laboratory control sample recoveries, matrix spike / matrix spike duplicate recoveries, internal standards, detection limits and analyte quantitation.

Areas of concern with respect to data quality are listed below.

Major Problems

- The relative response factors (RRFs) for tert-butyl alcohol and vinyl acetate were less than the 0.05 quality limit in the initial calibration of instrument A3UX11 on September 5, 2013 and the continuing calibration on September 6, 2013 @10:48. The nondetected tert-butyl alcohol and vinyl acetate results were qualified as rejected (UR) in the affected sample TB-082813.

- The RRFs for tert-butyl alcohol and vinyl acetate were less than the 0.05 quality control limit in the initial calibration of instrument A3UX8 on September 4, 2013 and the continuing calibrations on September 6, 2013 @ 3:25 and September 8, 2013 @ 00:10. The nondetected tert-butyl alcohol and vinyl acetate results were qualified as rejected (UR) in the affected samples.

Minor

- Contamination was detected in the VOC laboratory method blanks affecting the soil samples.

Contaminant	Maximum Concentration (ug/kg)	Action Level (ug/kg)
Acetone [1]	12.2	122
Acetone [2]	16.8	168
Methylene chloride [1]	3.62	36.2
Methylene chloride [2]	3.35	33.5
Toluene [1]	0.431	2.155
Toluene [2]	0.555	2.775

(1) Contamination detected in the laboratory method blank associated with batch 240-99825/1-A analyzed on September 6, 2013 @8:09 on instrument A3UX8.
(2) Contamination detected in the laboratory method blank associated with batch 240-99825/2-A analyzed on September 8, 2013 @ 1:48 on instrument A3UX8.

An action level of 5X the maximum concentration of toluene and 10X the maximum concentration of common laboratory contaminants, acetone and methylene chloride, was established in order to evaluate samples for blank contamination. Sample aliquot, percent solids and dilution factors were taken into account when applying the action level. Detected acetone and toluene results less than the action level were qualified as (B).

- Contamination was detected in the SVOC laboratory method blank associated with batch 240-100631/23 analyzed on September 12, 2013 on instrument A4HP7.

Contaminant	Maximum Concentration (ug/kg)	Action Level (ug/kg)
Bis(2-ethylhexyl)phthalate	25.4	254
di-n-butyl phthalate	59	590
Diethyl phthalate	43.8	438

An action level of 10X the maximum concentration of contaminant was established in order to evaluate samples for blank contamination. Sample aliquot, percent solids and dilution factors were taken into consideration when applying the action level. The detected bis(2-ethylhexyl)phthalate, di-n-butyl-phthalate and diethyl phthalate results less than the action level were qualified as (B).

- The laboratory control sample (LCS) percent recoveries (%Rs) of benzaldehyde were less than the lower quality control limit in batches 240-100647/24 and 240-100631/24 affecting all samples. The nondetected benzaldehyde results were qualified as biased low (UL).

- Field duplicate imprecision was noted in the field duplicate pair DR-SB-DUP02 and DR-SB-216-02-04 in the SVOC fraction. The relative percent differences (RPDs) for benzo(a)anthracene, benzo(a)pyrene, benzo(b)fluoranthene, benzo(g,h,i)perylene, chrysene, fluoranthene, indeno(1,2,3-cd)pyrene, naphthalene and pyrene. The detected results of the aforementioned compounds were qualified as estimated (J) in the field duplicate pair.

Notes

The continuing calibration %Ds for carbon disulfide and methylene chloride were greater than the 20% quality control limit and less than 50% on September 6, 2013 @ 10:48 on instrument A3UX11. No action was taken on the nondetected carbon disulfide and methylene chloride results in the affected sample TB-082813.

The continuing calibration %Ds for 1,1,2-trichlorotrifluoroethane, carbon tetrachloride and sec-butylbenzene were greater than the 20% quality control limit and less than 50% on September 6, 2013 @3:25 on instrument A3UX8. No action was taken on the nondetected 1,1,2-trichlorotrifluoroethane, carbon tetrachloride and sec-butylbenzene results in the affected soil samples.

The continuing calibration %Ds for 2,2-dichloropropane, 1,1,1-trichloroethane, 1,1-dichloropropene, carbon tetrachloride, and sec-butylbenzene were greater than the 20% quality control limit and less than 50% on September 8, 2013 @ 00:10 on instrument A3UX8. No action was taken on the nondetected 2,2-dichloropropene, 1,1,1-trichloroethane, 1,1-dichloropropene, carbon tetrachloride, and sec-butylbenzene results in the affected samples.

The LCS %Rs of 1,1-dichloropropene and tetrachloroethene were greater than the upper quality control limit in batch 240-100346. No action was taken on the nondetected 1,1-dichloropropene and tetrachloroethene results in the affected samples.

The LCS %R of 1,1-dichloropropene was greater than the upper quality control limit in batch 240-100560. No action was taken on the nondetected 1,1-dichloropropene results in the affected samples.

The initial calibration %RSDs for pentachlorophenol and di-n-octyl phthalate were greater than the 15% quality control limit and less than 50% on September 5, 2013 on instrument A4HP7.

The MS/MSD %Rs of hexachlorocyclopentadiene were 0% in sample 240-28176-10. No action was taken because this sample is not included in this SDG.

The continuing calibration %D for Aroclor 1260 was greater than the 20% quality control limit on column CLP-1 on September 11, 2013 @19:47. The continuing calibration %D for Aroclor 1260 was compliant on the other column. No action was taken on the nondetected Aroclor 1260 results.

Naphthalene was analyzed in the PAH and VOC fractions.

Executive Summary

Laboratory Performance: The RRFs for tert-butyl alcohol and vinyl acetate were less than the quality control limit resulting in the rejection of nondetected results. Contaminants were detected in the VOC and SVOC laboratory method blanks. The LCS %R of benzaldehyde was outside quality control limits.

Other Factors Affecting Data Quality:
Field duplicate imprecision was noted in the field duplicate pair DR-SB-DUP02 and DR-SB-216-02-04 in the SVOC fraction.

The data for these analyses were reviewed with reference to Region III Modifications to U.S. EPA National Functional Guidelines for Organic Data Validation (Sept. 1994). The text of this report has been formulated to address only those problem areas affecting data quality.

Ann Cognetti

Tetra Tech
Ann Cognetti
Chemist/Data Validator

Tetra Tech
Joseph A. Samchuck
Data Validation Manager

Attachments:
Appendix A – Qualified Analytical Results
Appendix B – Results as Reported by the Laboratory
Appendix C – Support Documentation

Appendix A

Qualified Analytical Results

Qualifier Codes:

A = Lab Blank Contamination
B = Field Blank Contamination
C = Calibration Noncompliance (i.e., % RSDs, %Ds, ICVs, CCVs, RRFs, etc.)
C01 = GC/MS Tuning Noncompliance
D = MS/MSD Recovery Noncompliance
E = LCS/LCSD Recovery Noncompliance
F = Lab Duplicate Imprecision
G = Field Duplicate Imprecision
H = Holding Time Exceedance
I = ICP Serial Dilution Noncompliance
J = ICP PDS Recovery Noncompliance; MSA's $r < 0.995$
K = ICP Interference - includes ICS % R Noncompliance
L = Instrument Calibration Range Exceedance
M = Sample Preservation Noncompliance
N = Internal Standard Noncompliance
N01 = Internal Standard Recovery Noncompliance Dioxins
N02 = Recovery Standard Noncompliance Dioxins
N03 = Clean-up Standard Noncompliance Dioxins
O = Poor Instrument Performance (i.e., base-time drifting)
P = Uncertainty near detection limit (< 2 x IDL for inorganics and <CRQL for organics)
Q = Other problems (can encompass a number of issues; i.e.chromatography,interferences, etc.)
R = Surrogates Recovery Noncompliance
S = Pesticide/PCB Resolution
T = % Breakdown Noncompliance for DDT and Endrin
U = RPD between columns/detectors >40% for positive results determined via GC/HPLC
V = Non-linear calibrations; correlation coefficient $r < 0.995$
W = EMPC result
X = Signal to noise response drop
Y = Percent solids <30%
Z = Uncertainty at 2 standard deviations is greater than sample activity
Z1 = Tentatively Identified Compound considered presumptively present
Z2 = Tentatively Identified Compound column bleed
Z3 = Tentatively Identified Compound aldol condensate

PROJ_NO: 05480	NSAMPLE	DR-SB-213-04-06			DR-SB-213-10-12			DR-SB-214-0-02			DR-SB-214-10-12		
SDG: 240-28500-1	LAB_ID	240-28500-1			240-28500-2			240-28500-3			240-28500-4		
FRACTION: OV	SAMP_DATE	8/28/2013			8/28/2013			8/28/2013			8/28/2013		
MEDIA: SOIL	QC_TYPE	NM			NM			NM			NM		
	UNITS	UG/KG			UG/KG			UG/KG			UG/KG		
	PCT_SOLIDS	85.3			80.2			97.1			75.4		
	DUP_OF												
PARAMETER	RESULT	VQL	QLCD	RESULT	VQL	QLCD	RESULT	VQL	QLCD	RESULT	VQL	QLCD
1,1,1,2-TETRACHLOROETHANE	0.52	U		0.6	U		0.51	U		0.63	U	
1,1,1-TRICHLOROETHANE	0.47	U		0.54	U		0.46	U		0.57	U	
1,1,2,2-TETRACHLOROETHANE	0.28	U		0.33	U		0.28	U		0.35	U	
1,1,2-TRICHLOROTRIFLUOROETHANE	1.1	U		1.3	U		1.1	U		1.3	U	
1,1-DICHLOROETHANE	0.3	U		0.35	U		0.3	U		0.37	U	
1,1-DICHLOROETHENE	0.43	U		0.5	U		0.43	U		0.53	U	
1,1-DICHLOROPROPENE	0.25	U		0.29	U		0.25	U		0.31	U	
1,2,3-TRICHLOROBENZENE	0.32	U		0.37	U		0.31	U		0.39	U	
1,2,3-TRICHLOROPROPANE	0.75	U		0.87	U		0.74	U		0.92	U	
1,2,3-TRIMETHYLBENZENE	0.14	U		0.17	U		0.14	U		0.17	U	
1,2,4-TRICHLOROBENZENE	0.22	U		0.26	U		0.22	U		0.28	U	
1,2,4-TRIMETHYLBENZENE	0.54	U		0.63	U		0.54	U		0.66	U	
1,2-DIBROMO-3-CHLOROPROPANE	1.1	U		1.3	U		1.1	U		1.3	U	
1,2-DIBROMOETHANE	0.42	U		0.49	U		0.41	U		0.51	U	
1,2-DICHLOROBENZENE	0.3	U		0.35	U		0.3	U		0.37	U	
1,2-DICHLOROETHANE	0.28	U		0.33	U		0.28	U		0.35	U	
1,2-DICHLOROPROPANE	0.57	U		0.67	U		0.57	U		0.7	U	
1,3-DICHLOROBENZENE	0.29	U		0.34	U		0.29	U		0.36	U	
1,3-DICHLOROPROPANE	0.28	U		0.33	U		0.28	U		0.35	U	
1,4-DICHLOROBENZENE	0.55	U		0.64	U		0.55	U		0.67	U	
2,2-DICHLOROPROPANE	0.78	U		0.91	U		0.78	U		0.96	U	
2-BUTANONE	1.2	U		5.9	J	P	5.3	J	P	1.4	U	
2-CHLOROETHYL VINYL ETHER	1.2	U		1.4	U		1.2	U		1.4	U	
2-CHLOROTOLUENE	0.33	U		0.39	U		0.33	U		0.41	U	
2-HEXANONE	0.52	U		0.61	U		0.52	U		0.64	U	
4-CHLOROTOLUENE	0.34	U		0.4	U		0.34	U		0.42	U	
4-ISOPROPYLTOLUENE	0.17	U		0.2	U		0.17	U		0.21	U	
4-METHYL-2-PENTANONE	0.45	U		0.52	U		0.45	U		0.55	U	
ACETONE	59	B	A	120	B	A	77	B	A	6.4	U	
BENZENE	0.19	U		0.22	U		0.19	U		0.23	U	
BROMOBENZENE	0.27	U		0.32	U		0.27	U		0.34	U	
BROMOCHLOROMETHANE	0.59	U		0.69	U		0.59	U		0.72	U	
BROMODICHLOROMETHANE	0.23	U		0.27	U		0.23	U		0.29	U	
BROMOFORM	0.27	U		0.32	U		0.27	U		0.34	U	
BROMOMETHANE	0.45	U		0.52	U		0.45	U		0.55	U	

PROJ_NO: 05480	NSAMPLE	DR-SB-215-0-02			DR-SB-215-06-08			DR-SB-216-02-04			DR-SB-216-06-08		
SDG: 240-28500-1	LAB_ID	240-28500-5			240-28500-6			240-28500-7			240-28500-8		
FRACTION: OV	SAMP_DATE	8/28/2013			8/28/2013			8/28/2013			8/28/2013		
MEDIA: SOIL	QC_TYPE	NM			NM			NM			NM		
	UNITS	UG/KG			UG/KG			UG/KG			UG/KG		
	PCT_SOLIDS	92.2			76.8			80.5			94.5		
	DUP_OF												
PARAMETER		RESULT	VQL	QLCD	RESULT	VQL	QLCD	RESULT	VQL	QLCD	RESULT	VQL	QLCD
1,1,1,2-TETRACHLOROETHANE		0.51	U		0.58	U		0.5	U		0.51	U	
1,1,1-TRICHLOROETHANE		0.46	U		0.52	U		0.45	U		0.46	U	
1,1,2,2-TETRACHLOROETHANE		0.28	U		0.32	U		0.28	U		0.28	U	
1,1,2-TRICHLOROTRIFLUOROETHANE		1.1	U		1.2	U		1.1	U		1.1	U	
1,1-DICHLOROETHANE		0.3	U		0.34	U		0.29	U		0.29	U	
1,1-DICHLOROETHENE		0.43	U		0.49	U		0.42	U		0.42	U	
1,1-DICHLOROPROPENE		0.25	U		0.28	U		0.24	U		0.24	U	
1,2,3-TRICHLOROBENZENE		0.31	U		0.35	U		0.31	U		0.31	U	
1,2,3-TRICHLOROPROPANE		0.74	U		0.84	U		0.73	U		0.73	U	
1,2,3-TRIMETHYLBENZENE		0.14	U		0.16	U		0.14	U		0.14	U	
1,2,4-TRICHLOROBENZENE		0.22	U		0.25	U		0.22	U		0.22	U	
1,2,4-TRIMETHYLBENZENE		0.54	U		0.61	U		0.53	U		0.53	U	
1,2-DIBROMO-3-CHLOROPROPANE		1.1	U		1.2	U		1.1	U		1.1	U	
1,2-DIBROMOETHANE		0.41	U		0.47	U		0.41	U		0.41	U	
1,2-DICHLOROBENZENE		0.3	U		0.34	U		0.29	U		0.29	U	
1,2-DICHLOROETHANE		0.28	U		0.32	U		0.28	U		0.28	U	
1,2-DICHLOROPROPANE		0.57	U		0.64	U		0.56	U		0.56	U	
1,3-DICHLOROBENZENE		0.29	U		0.33	U		0.28	U		0.29	U	
1,3-DICHLOROPROPANE		0.28	U		0.32	U		0.28	U		0.28	U	
1,4-DICHLOROBENZENE		0.54	U		0.62	U		0.54	U		0.54	U	
2,2-DICHLOROPROPANE		0.78	U		0.88	U		0.76	U		0.77	U	
2-BUTANONE		5.5	J	P	1.3	U		2.6	J	P	1.1	U	
2-CHLOROETHYL VINYL ETHER		1.2	U		1.3	U		1.1	U		1.1	U	
2-CHLOROTOLUENE		0.33	U		0.37	U		0.32	U		0.33	U	
2-HEXANONE		0.52	U		0.59	U		0.51	U		0.51	U	
4-CHLOROTOLUENE		0.34	U		0.38	U		0.33	U		0.33	U	
4-ISOPROPYLTOLUENE		0.17	U		0.2	U		0.17	U		0.17	U	
4-METHYL-2-PENTANONE		0.45	U		0.5	U		0.44	U		0.44	U	
ACETONE		65	B	A	46	B	A	38	B	A	23	B	A
BENZENE		0.19	U		0.21	U		0.19	U		0.19	U	
BROMOBENZENE		0.27	U		0.31	U		0.27	U		0.27	U	
BROMOCHLOROMETHANE		0.59	U		0.66	U		0.58	U		0.58	U	
BROMODICHLOROMETHANE		0.23	U		0.26	U		0.23	U		0.23	U	
BROMOFORM		0.27	U		0.31	U		0.27	U		0.27	U	
BROMOMETHANE		0.45	U		0.5	U		0.44	U		0.44	U	

PROJ_NO: 05480	NSAMPLE	DR-SB-217-02-04			DR-SB-217-06-08			DR-SB-218-02-04			DR-SB-218-06-08		
SDG: 240-28500-1	LAB_ID	240-28500-9			240-28500-10			240-28500-11			240-28500-12		
FRACTION: OV	SAMP_DATE	8/28/2013			8/28/2013			8/28/2013			8/28/2013		
MEDIA: SOIL	QC_TYPE	NM			NM			NM			NM		
	UNITS	UG/KG			UG/KG			UG/KG			UG/KG		
	PCT_SOLIDS	87.8			90.0			82.8			87.9		
	DUP_OF												
PARAMETER		RESULT	VQL	QLCD	RESULT	VQL	QLCD	RESULT	VQL	QLCD	RESULT	VQL	QLCD
1,1,1,2-TETRACHLOROETHANE		0.49	U		0.51	U		0.54	U		0.48	U	
1,1,1-TRICHLOROETHANE		0.44	U		0.46	U		0.49	U		0.44	U	
1,1,2,2-TETRACHLOROETHANE		0.27	U		0.28	U		0.3	U		0.26	U	
1,1,2-TRICHLOROTRIFLUOROETHANE		1	U		1.1	U		1.1	U		1	U	
1,1-DICHLOROETHANE		0.28	U		0.3	U		0.31	U		0.28	U	
1,1-DICHLOROETHENE		0.41	U		0.43	U		0.45	U		0.4	U	
1,1-DICHLOROPROPENE		0.24	U		0.25	U		0.26	U		0.23	U	
1,2,3-TRICHLOROBENZENE		0.3	U		0.31	U		0.33	U		0.3	U	
1,2,3-TRICHLOROPROPANE		0.71	U		0.74	U		0.78	U		0.7	U	
1,2,3-TRIMETHYLBENZENE		0.13	U		0.14	U		0.15	U		0.13	U	
1,2,4-TRICHLOROBENZENE		0.21	U		0.22	U		0.23	U		0.21	U	
1,2,4-TRIMETHYLBENZENE		0.51	U		0.53	U		0.57	U		0.51	U	
1,2-DIBROMO-3-CHLOROPROPANE		1	U		1.1	U		1.1	U		1	U	
1,2-DIBROMOETHANE		0.39	U		0.41	U		0.43	U		0.39	U	
1,2-DICHLOROBENZENE		0.28	U		0.3	U		0.31	U		0.28	U	
1,2-DICHLOROETHANE		0.27	U		0.28	U		0.3	U		0.26	U	
1,2-DICHLOROPROPANE		0.54	U		0.57	U		0.6	U		0.54	U	
1,3-DICHLOROBENZENE		0.28	U		0.29	U		0.3	U		0.27	U	
1,3-DICHLOROPROPANE		0.27	U		0.28	U		0.3	U		0.26	U	
1,4-DICHLOROBENZENE		0.52	U		0.54	U		0.57	U		0.51	U	
2,2-DICHLOROPROPANE		0.74	U		0.77	U		0.82	U		0.73	U	
2-BUTANONE		1.1	U		1.1	U		1.3	J	P	3.9	J	P
2-CHLOROETHYL VINYL ETHER		1.1	U		1.1	U		1.2	U		1.1	U	
2-CHLOROTOLUENE		0.31	U		0.33	U		0.35	U		0.31	U	
2-HEXANONE		0.5	U		0.52	U		0.55	U		0.49	U	
4-CHLOROTOLUENE		0.32	U		0.34	U		0.36	U		0.32	U	
4-ISOPROPYLTOLUENE		0.17	U		0.17	U		0.18	U		0.16	U	
4-METHYL-2-PENTANONE		0.43	U		0.44	U		0.47	U		0.42	U	
ACETONE		5	U		36	B	A	26	B	A	29	B	A
BENZENE		0.18	U		0.19	U		0.2	U		0.18	U	
BROMOBENZENE		0.26	U		0.27	U		0.29	U		0.26	U	
BROMOCHLOROMETHANE		0.56	U		0.58	U		0.62	U		0.55	U	
BROMODICHLOROMETHANE		0.22	U		0.23	U		0.24	U		0.22	U	
BROMOFORM		0.26	U		0.27	U		0.29	U		0.26	U	
BROMOMETHANE		0.43	U		0.44	U		0.47	U		0.42	U	

PROJ_NO: 05480	NSAMPLE	DR-SB-DUP02
SDG: 240-28500-1	LAB_ID	240-28500-14
FRACTION: OV	SAMP_DATE	8/28/2013
MEDIA: SOIL	QC_TYPE	FD
	UNITS	UG/KG
	PCT_SOLIDS	95.7
	DUP_OF	DR-SB-216-02-04

PARAMETER	RESULT	VQL	QLCD
1,1,1,2-TETRACHLOROETHANE	0.44	U	
1,1,1-TRICHLOROETHANE	0.39	U	
1,1,2,2-TETRACHLOROETHANE	0.24	U	
1,1,2-TRICHLOROTRIFLUOROETHANE	0.92	U	
1,1-DICHLOROETHANE	0.25	U	
1,1-DICHLOROETHENE	0.37	U	
1,1-DICHLOROPROPENE	0.21	U	
1,2,3-TRICHLOROBENZENE	0.27	U	
1,2,3-TRICHLOROPROPANE	0.63	U	
1,2,3-TRIMETHYLBENZENE	0.12	U	
1,2,4-TRICHLOROBENZENE	0.19	U	
1,2,4-TRIMETHYLBENZENE	0.46	U	
1,2-DIBROMO-3-CHLOROPROPANE	0.92	U	
1,2-DIBROMOETHANE	0.35	U	
1,2-DICHLOROBENZENE	0.25	U	
1,2-DICHLOROETHANE	0.24	U	
1,2-DICHLOROPROPANE	0.49	U	
1,3-DICHLOROBENZENE	0.25	U	
1,3-DICHLOROPROPANE	0.24	U	
1,4-DICHLOROBENZENE	0.47	U	
2,2-DICHLOROPROPANE	0.66	U	
2-BUTANONE	1.2	J	P
2-CHLOROETHYL VINYL ETHER	0.99	U	
2-CHLOROTOLUENE	0.28	U	
2-HEXANONE	0.44	U	
4-CHLOROTOLUENE	0.29	U	
4-ISOPROPYLTOLUENE	0.15	U	
4-METHYL-2-PENTANONE	0.38	U	
ACETONE	12	B	A
BENZENE	0.16	U	
BROMOBENZENE	0.23	U	
BROMOCHLOROMETHANE	0.5	U	
BROMODICHLOROMETHANE	0.2	U	
BROMOFORM	0.23	U	
BROMOMETHANE	0.38	U	

PROJ_NO: 05480	NSAMPLE	DR-SB-213-04-06			DR-SB-213-10-12			DR-SB-214-0-02			DR-SB-214-10-12		
SDG: 240-28500-1	LAB_ID	240-28500-1			240-28500-2			240-28500-3			240-28500-4		
FRACTION: OV	SAMP_DATE	8/28/2013			8/28/2013			8/28/2013			8/28/2013		
MEDIA: SOIL	QC_TYPE	NM			NM			NM			NM		
	UNITS	UG/KG			UG/KG			UG/KG			UG/KG		
	PCT_SOLIDS	85.3			80.2			97.1			75.4		
	DUP_OF												
PARAMETER		RESULT	VQL	QLCD	RESULT	VQL	QLCD	RESULT	VQL	QLCD	RESULT	VQL	QLCD
CARBON DISULFIDE		0.37	U		1.2	J	P	0.36	U		0.63	J	P
CARBON TETRACHLORIDE		0.31	U		0.36	U		0.31	U		0.38	U	
CHLOROBENZENE		0.27	U		0.32	U		0.27	U		0.34	U	
CHLORODIBROMOMETHANE		0.46	U		0.53	U		0.45	U		0.56	U	
CHLOROETHANE		0.72	U		0.84	U		0.71	U		0.88	U	
CHLOROFORM		0.24	U		0.28	U		0.24	U		0.3	U	
CHLOROMETHANE		0.34	U		0.4	U		0.34	U		0.42	U	
CIS-1,2-DICHLOROETHENE		44			0.35	U		0.3	U		0.37	U	
CIS-1,3-DICHLOROPROPENE		0.28	U		0.33	U		0.28	U		0.35	U	
DIBROMOMETHANE		0.52	U		0.61	U		0.52	U		0.64	U	
DICHLORODIFLUOROMETHANE		0.42	U		0.49	U		0.41	U		0.51	U	
DIISOPROPYL ETHER		1.2	U		1.5	U		1.2	U		1.5	U	
ETHYL TERT-BUTYL ETHER		0.18	U		0.21	U		0.18	U		0.22	U	
ETHYLBENZENE		0.22	U		0.25	U		0.21	U		0.26	U	
HEXACHLOROBUTADIENE		1	U		1.2	U		0.99	U		1.2	U	
ISOPROPYLBENZENE		0.13	U		0.16	U		0.13	U		0.16	U	
M+P-XYLENES		1	U		1.2	U		0.99	U		1.2	U	
METHYL TERT-BUTYL ETHER		0.36	U		0.42	U		0.36	U		0.44	U	
METHYLENE CHLORIDE		0.56	U		0.65	U		0.55	U		0.68	U	
NAPHTHALENE		0.16	U		0.82	J	P	0.16	U		0.19	U	
N-BUTYLBENZENE		0.19	U		0.22	U		0.19	U		0.23	U	
N-PROPYLBENZENE		0.33	U		0.39	U		0.33	U		0.41	U	
O-XYLENE		0.29	U		0.34	U		0.29	U		0.36	U	
SEC-BUTYLBENZENE		0.15	U		0.17	U		0.15	U		0.18	U	
STYRENE		0.12	U		0.15	U		0.12	U		0.15	U	
TERT-AMYL METHYL ETHER		0.31	U		0.36	U		0.31	U		0.38	U	
TERT-BUTYLBENZENE		0.24	U		0.28	U		0.24	U		0.3	U	
TERTIARY-BUTYL ALCOHOL		6.3	UR	C	7.4	UR	C	6.3	UR	C	7.7	UR	C
TETRACHLOROETHENE		0.43	U		0.5	U		0.43	U		0.53	U	
TOLUENE		0.22	U		1.4	B	A	0.22	U		0.28	U	
TOTAL XYLENES		0.29	U		0.34	U		0.29	U		0.36	U	
TRANS-1,2-DICHLOROETHENE		0.83	J	P	0.41	J	P	0.34	U		0.42	U	
TRANS-1,3-DICHLOROPROPENE		0.45	U		0.52	U		0.45	U		0.55	U	
TRICHLOROETHENE		0.35	U		0.41	U		0.35	U		0.43	U	
TRICHLOROFLUOROMETHANE		0.28	U		0.33	U		0.28	U		0.35	J	P

PROJ_NO: 05480	NSAMPLE	DR-SB-215-0-02			DR-SB-215-06-08			DR-SB-216-02-04			DR-SB-216-06-08		
SDG: 240-28500-1	LAB_ID	240-28500-5			240-28500-6			240-28500-7			240-28500-8		
FRACTION: OV	SAMP_DATE	8/28/2013			8/28/2013			8/28/2013			8/28/2013		
MEDIA: SOIL	QC_TYPE	NM			NM			NM			NM		
	UNITS	UG/KG			UG/KG			UG/KG			UG/KG		
	PCT_SOLIDS	92.2			76.8			80.5			94.5		
	DUP_OF												
PARAMETER		RESULT	VQL	QLCD	RESULT	VQL	QLCD	RESULT	VQL	QLCD	RESULT	VQL	QLCD
CARBON DISULFIDE		0.36	U		0.41	U		0.36	U		0.36	U	
CARBON TETRACHLORIDE		0.31	U		0.35	U		0.3	U		0.3	U	
CHLOROBENZENE		0.27	U		0.31	U		0.27	U		0.27	U	
CHLORODIBROMOMETHANE		0.45	U		0.51	U		0.45	U		0.45	U	
CHLOROETHANE		0.71	U		0.8	U		0.7	U		0.7	U	
CHLOROFORM		0.24	U		0.27	U		0.24	U		0.24	U	
CHLOROMETHANE		0.34	U		0.38	U		0.33	U		0.33	U	
CIS-1,2-DICHLOROETHENE		0.3	U		11			0.29	U		2.9	J	P
CIS-1,3-DICHLOROPROPENE		0.28	U		0.32	U		0.28	U		0.28	U	
DIBROMOMETHANE		0.52	U		0.59	U		0.51	U		0.51	U	
DICHLORODIFLUOROMETHANE		0.41	U		0.47	U		0.41	U		0.41	U	
DIISOPROPYL ETHER		1.2	U		1.4	U		1.2	U		1.2	U	
ETHYL TERT-BUTYL ETHER		0.18	U		0.21	U		0.18	U		0.18	U	
ETHYLBENZENE		0.21	U		0.24	U		0.21	U		0.21	U	
HEXACHLOROBUTADIENE		0.99	U		1.1	U		0.97	U		0.98	U	
ISOPROPYLBENZENE		0.13	U		0.15	U		0.13	U		0.13	U	
M+P-XYLENES		0.99	U		1.1	U		0.97	U		0.98	U	
METHYL TERT-BUTYL ETHER		0.35	U		0.4	U		0.35	U		0.35	U	
METHYLENE CHLORIDE		0.55	U		0.63	U		0.54	U		0.55	U	
NAPHTHALENE		0.16	U		0.18	U		0.15	U		0.16	U	
N-BUTYLBENZENE		0.19	U		0.21	U		0.19	U		0.19	U	
N-PROPYLBENZENE		0.33	U		0.37	U		0.32	U		0.33	U	
O-XYLENE		0.29	U		0.33	U		0.28	U		0.29	U	
SEC-BUTYLBENZENE		0.15	U		0.17	U		0.15	U		0.15	U	
STYRENE		0.12	U		0.14	U		0.12	U		0.12	U	
TERT-AMYL METHYL ETHER		0.31	U		0.35	U		0.3	U		0.3	U	
TERT-BUTYLBENZENE		0.24	U		0.27	U		0.24	U		0.24	U	
TERTIARY-BUTYL ALCOHOL		6.3	UR	C	7.1	UR	C	6.2	UR	C	6.2	UR	C
TETRACHLOROETHENE		0.43	U		0.49	U		0.42	U		0.42	U	
TOLUENE		0.22	U		0.56	B	A	0.22	U		0.22	U	
TOTAL XYLENES		0.29	U		0.33	U		0.28	U		0.29	U	
TRANS-1,2-DICHLOROETHENE		0.34	U		0.38	U		0.33	U		0.33	U	
TRANS-1,3-DICHLOROPROPENE		0.45	U		0.5	U		0.44	U		0.44	U	
TRICHLOROETHENE		0.35	U		0.39	U		0.34	U		0.34	U	
TRICHLOROFLUOROMETHANE		0.28	U		0.32	U		0.28	U		0.28	U	

PROJ_NO: 05480	NSAMPLE	DR-SB-217-02-04			DR-SB-217-06-08			DR-SB-218-02-04			DR-SB-218-06-08		
SDG: 240-28500-1	LAB_ID	240-28500-9			240-28500-10			240-28500-11			240-28500-12		
FRACTION: OV	SAMP_DATE	8/28/2013			8/28/2013			8/28/2013			8/28/2013		
MEDIA: SOIL	QC_TYPE	NM			NM			NM			NM		
	UNITS	UG/KG			UG/KG			UG/KG			UG/KG		
	PCT_SOLIDS	87.8			90.0			82.8			87.9		
	DUP_OF												
PARAMETER		RESULT	VQL	QLCD	RESULT	VQL	QLCD	RESULT	VQL	QLCD	RESULT	VQL	QLCD
CARBON DISULFIDE		0.35	U		0.36	U		0.38	U		0.34	U	
CARBON TETRACHLORIDE		0.29	U		0.3	U		0.32	U		0.29	U	
CHLOROBENZENE		0.26	U		0.27	U		0.29	U		0.26	U	
CHLORODIBROMOMETHANE		0.43	U		0.45	U		0.48	U		0.43	U	
CHLOROETHANE		0.68	U		0.7	U		0.75	U		0.67	U	
CHLOROFORM		0.23	U		0.24	U		0.25	U		0.23	U	
CHLOROMETHANE		0.32	U		0.34	U		0.36	U		0.32	U	
CIS-1,2-DICHLOROETHENE		0.28	J	P	4.9			0.31	U		0.28	U	
CIS-1,3-DICHLOROPROPENE		0.27	U		0.28	U		0.3	U		0.26	U	
DIBROMOMETHANE		0.5	U		0.52	U		0.55	U		0.49	U	
DICHLORODIFLUOROMETHANE		0.39	U		0.41	U		0.43	U		0.39	U	
DIISOPROPYL ETHER		1.2	U		1.2	U		1.3	U		1.2	U	
ETHYL TERT-BUTYL ETHER		0.17	U		0.18	U		0.19	U		0.17	U	
ETHYLBENZENE		0.2	U		0.21	U		0.23	U		0.2	U	
HEXACHLOROBUTADIENE		0.94	U		0.98	U		1	U		0.93	U	
ISOPROPYLBENZENE		0.13	U		0.13	U		0.14	U		0.12	U	
M+P-XYLENES		0.94	U		0.98	U		1	U		0.93	U	
METHYL TERT-BUTYL ETHER		0.34	U		0.35	U		0.37	U		0.33	U	
METHYLENE CHLORIDE		0.53	U		0.55	U		0.58	U		0.52	U	
NAPHTHALENE		0.15	U		0.16	U		5.3			0.15	J	P
N-BUTYLBENZENE		0.18	U		0.19	U		0.2	U		0.18	U	
N-PROPYLBENZENE		0.31	U		0.33	U		0.35	U		0.31	U	
O-XYLENE		0.28	U		0.29	U		0.3	U		0.27	U	
SEC-BUTYLBENZENE		0.14	U		0.15	U		0.16	U		0.14	U	
STYRENE		0.12	U		0.12	U		0.13	U		0.12	U	
TERT-AMYL METHYL ETHER		0.29	U		0.3	U		0.32	U		0.29	U	
TERT-BUTYLBENZENE		0.23	U		0.24	U		0.25	U		0.23	U	
TERTIARY-BUTYL ALCOHOL		6	UR	C	6.2	UR	C	6.6	UR	C	5.9	UR	C
TETRACHLOROETHENE		0.41	U		0.43	U		0.45	U		0.4	U	
TOLUENE		0.22	B	A	0.47	B	A	0.23	U		1.5	B	A
TOTAL XYLENES		0.28	U		0.29	U		0.3	U		0.27	U	
TRANS-1,2-DICHLOROETHENE		0.32	U		0.34	U		0.36	U		0.32	U	
TRANS-1,3-DICHLOROPROPENE		0.43	U		0.44	U		0.47	U		0.42	U	
TRICHLOROETHENE		0.33	U		0.34	U		0.37	U		0.33	U	
TRICHLOROFLUOROMETHANE		0.27	U		0.32	J	P	0.3	U		0.26	U	

PROJ_NO: 05480	NSAMPLE	DR-SB-DUP02
SDG: 240-28500-1	LAB_ID	240-28500-14
FRACTION: OV	SAMP_DATE	8/28/2013
MEDIA: SOIL	QC_TYPE	FD
	UNITS	UG/KG
	PCT_SOLIDS	95.7
	DUP_OF	DR-SB-216-02-04

PARAMETER	RESULT	VQL	QLCD
CARBON DISULFIDE	0.31	U	
CARBON TETRACHLORIDE	0.26	U	
CHLOROBENZENE	0.23	U	
CHLORODIBROMOMETHANE	0.39	U	
CHLOROETHANE	0.61	U	
CHLOROFORM	0.2	U	
CHLOROMETHANE	0.29	U	
CIS-1,2-DICHLOROETHENE	0.25	U	
CIS-1,3-DICHLOROPROPENE	0.24	U	
DIBROMOMETHANE	0.44	U	
DICHLORODIFLUOROMETHANE	0.35	U	
DIISOPROPYL ETHER	1.1	U	
ETHYL TERT-BUTYL ETHER	0.16	U	
ETHYLBENZENE	0.18	U	
HEXACHLOROBUTADIENE	0.85	U	
ISOPROPYLBENZENE	0.11	U	
M+P-XYLENES	0.85	U	
METHYL TERT-BUTYL ETHER	0.3	U	
METHYLENE CHLORIDE	0.47	U	
NAPHTHALENE	0.13	U	
N-BUTYLBENZENE	0.16	U	
N-PROPYLBENZENE	0.28	U	
O-XYLENE	0.25	U	
SEC-BUTYLBENZENE	0.13	U	
STYRENE	0.11	U	
TERT-AMYL METHYL ETHER	0.26	U	
TERT-BUTYLBENZENE	0.2	U	
TERTIARY-BUTYL ALCOHOL	5.4	UR	C
TETRACHLOROETHENE	0.37	U	
TOLUENE	0.19	U	
TOTAL XYLENES	0.25	U	
TRANS-1,2-DICHLOROETHENE	0.29	U	
TRANS-1,3-DICHLOROPROPENE	0.38	U	
TRICHLOROETHENE	0.3	U	
TRICHLOROFLUOROMETHANE	0.24	U	

PROJ_NO: 05480	NSAMPLE	DR-SB-213-04-06			DR-SB-213-10-12			DR-SB-214-0-02			DR-SB-214-10-12		
SDG: 240-28500-1	LAB_ID	240-28500-1			240-28500-2			240-28500-3			240-28500-4		
FRACTION: OV	SAMP_DATE	8/28/2013			8/28/2013			8/28/2013			8/28/2013		
MEDIA: SOIL	QC_TYPE	NM			NM			NM			NM		
	UNITS	UG/KG			UG/KG			UG/KG			UG/KG		
	PCT_SOLIDS	85.3			80.2			97.1			75.4		
	DUP_OF												
PARAMETER		RESULT	VQL	QLCD	RESULT	VQL	QLCD	RESULT	VQL	QLCD	RESULT	VQL	QLCD
VINYL ACETATE		0.21	UR	C	0.24	UR	C	0.21	UR	C	0.25	UR	C
VINYL CHLORIDE		8.4			3.6	J	P	0.32	U		0.57	J	P

PROJ_NO: 05480	NSAMPLE	DR-SB-215-0-02			DR-SB-215-06-08			DR-SB-216-02-04			DR-SB-216-06-08		
SDG: 240-28500-1	LAB_ID	240-28500-5			240-28500-6			240-28500-7			240-28500-8		
FRACTION: OV	SAMP_DATE	8/28/2013			8/28/2013			8/28/2013			8/28/2013		
MEDIA: SOIL	QC_TYPE	NM			NM			NM			NM		
	UNITS	UG/KG			UG/KG			UG/KG			UG/KG		
	PCT_SOLIDS	92.2			76.8			80.5			94.5		
	DUP_OF												
PARAMETER		RESULT	VQL	QLCD	RESULT	VQL	QLCD	RESULT	VQL	QLCD	RESULT	VQL	QLCD
VINYL ACETATE		0.21	UR	C	0.23	UR	C	0.2	UR	C	0.2	UR	C
VINYL CHLORIDE		0.32	U		13			0.32	U		2	J	P

PROJ_NO: 05480	NSAMPLE	DR-SB-217-02-04			DR-SB-217-06-08			DR-SB-218-02-04			DR-SB-218-06-08		
SDG: 240-28500-1	LAB_ID	240-28500-9			240-28500-10			240-28500-11			240-28500-12		
FRACTION: OV	SAMP_DATE	8/28/2013			8/28/2013			8/28/2013			8/28/2013		
MEDIA: SOIL	QC_TYPE	NM			NM			NM			NM		
	UNITS	UG/KG			UG/KG			UG/KG			UG/KG		
	PCT_SOLIDS	87.8			90.0			82.8			87.9		
	DUP_OF												
PARAMETER		RESULT	VQL	QLCD	RESULT	VQL	QLCD	RESULT	VQL	QLCD	RESULT	VQL	QLCD
VINYL ACETATE		0.2	UR	C	0.2	UR	C	0.22	UR	C	0.19	UR	C
VINYL CHLORIDE		0.31	U		1.8	J	P	0.34	U		0.3	U	

PROJ_NO: 05480	NSAMPLE	DR-SB-DUP02		
SDG: 240-28500-1	LAB_ID	240-28500-14		
FRACTION: OV	SAMP_DATE	8/28/2013		
MEDIA: SOIL	QC_TYPE	FD		
	UNITS	UG/KG		
	PCT_SOLIDS	95.7		
	DUP_OF	DR-SB-216-02-04		
PARAMETER		RESULT	VQL	QLCD
VINYL ACETATE		0.18	UR	C
VINYL CHLORIDE		0.28	U	

PROJ_NO: 05480	NSAMPLE	TB-082813
SDG: 240-28500-1	LAB_ID	240-28500-13
FRACTION: OV	SAMP_DATE	8/28/2013
MEDIA: WATER	QC_TYPE	TB
	UNITS	UG/L
	PCT_SOLIDS	0.0
	DUP_OF	

PARAMETER	RESULT	VQL	QLCD
1,1,1,2-TETRACHLOROETHANE	0.23	U	
1,1,1-TRICHLOROETHANE	0.22	U	
1,1,2,2-TETRACHLOROETHANE	0.18	U	
1,1,2-TRICHLOROTRIFLUOROETHANE	0.28	U	
1,1-DICHLOROETHANE	0.15	U	
1,1-DICHLOROETHENE	0.19	U	
1,1-DICHLOROPROPENE	0.13	U	
1,2,3-TRICHLOROBENZENE	0.17	U	
1,2,3-TRICHLOROPROPANE	0.43	U	
1,2,3-TRIMETHYLBENZENE	0.0059	U	
1,2,4-TRICHLOROBENZENE	0.15	U	
1,2,4-TRIMETHYLBENZENE	0.12	U	
1,2-DIBROMO-3-CHLOROPROPANE	0.67	U	
1,2-DIBROMOETHANE	0.24	U	
1,2-DICHLOROBENZENE	0.13	U	
1,2-DICHLOROETHANE	0.22	U	
1,2-DICHLOROPROPANE	0.18	U	
1,3-DICHLOROBENZENE	0.14	U	
1,3-DICHLOROPROPANE	0.16	U	
1,4-DICHLOROBENZENE	0.13	U	
2,2-DICHLOROPROPANE	0.13	U	
2-BUTANONE	0.57	U	
2-CHLOROETHYL VINYL ETHER	0.99	U	
2-CHLOROTOLUENE	0.11	U	
2-HEXANONE	0.41	U	
4-CHLOROTOLUENE	0.18	U	
4-ISOPROPYLTOLUENE	0.12	U	
4-METHYL-2-PENTANONE	0.32	U	
ACETONE	1.1	U	
BENZENE	0.13	U	
BROMOBENZENE	0.13	U	
BROMOCHLOROMETHANE	0.29	U	
BROMODICHLOROMETHANE	0.15	U	
BROMOFORM	0.64	U	
BROMOMETHANE	0.41	U	

PROJ_NO: 05480	NSAMPLE	TB-082813		
SDG: 240-28500-1	LAB_ID	240-28500-13		
FRACTION: OV	SAMP_DATE	8/28/2013		
MEDIA: WATER	QC_TYPE	TB		
	UNITS	UG/L		
	PCT_SOLIDS	0.0		
	DUP_OF			
PARAMETER		RESULT	VQL	QLCD
CARBON DISULFIDE		0.13	U	
CARBON TETRACHLORIDE		0.13	U	
CHLOROBENZENE		0.15	U	
CHLORODIBROMOMETHANE		0.18	U	
CHLOROETHANE		0.29	U	
CHLOROFORM		0.16	U	
CHLOROMETHANE		0.3	U	
CIS-1,2-DICHLOROETHENE		0.17	U	
CIS-1,3-DICHLOROPROPENE		0.14	U	
DIBROMOMETHANE		0.28	U	
DICHLORODIFLUOROMETHANE		0.31	U	
DIISOPROPYL ETHER		1.5	U	
ETHYL TERT-BUTYL ETHER		0.11	U	
ETHYLBENZENE		0.17	U	
HEXACHLOROBUTADIENE		0.3	U	
ISOPROPYLBENZENE		0.13	U	
M+P-XYLENES		0.24	U	
METHYL TERT-BUTYL ETHER		0.17	U	
METHYLENE CHLORIDE		0.33	U	
NAPHTHALENE		0.24	U	
N-BUTYLBENZENE		0.12	U	
N-PROPYLBENZENE		0.14	U	
O-XYLENE		0.14	U	
SEC-BUTYLBENZENE		0.13	U	
STYRENE		0.11	U	
TERT-AMYL METHYL ETHER		0.067	U	
TERT-BUTYLBENZENE		0.13	U	
TERTIARY-BUTYL ALCOHOL		3.9	UR	C
TETRACHLOROETHENE		0.29	U	
TOLUENE		0.13	U	
TOTAL XYLENES		0.14	U	
TRANS-1,2-DICHLOROETHENE		0.19	U	
TRANS-1,3-DICHLOROPROPENE		0.19	U	
TRICHLOROETHENE		0.17	U	
TRICHLOROFLUOROMETHANE		0.21	U	

PROJ_NO: 05480	NSAMPLE	TB-082813		
SDG: 240-28500-1	LAB_ID	240-28500-13		
FRACTION: OV	SAMP_DATE	8/28/2013		
MEDIA: WATER	QC_TYPE	TB		
	UNITS	UG/L		
	PCT_SOLIDS	0.0		
	DUP_OF			
PARAMETER		RESULT	VQL	QLCD
VINYL ACETATE		0.19	UR	C
VINYL CHLORIDE		0.22	U	

PROJ_NO: 05480	NSAMPLE	DR-SB-213-04-06			DR-SB-213-10-12			DR-SB-214-0-02			DR-SB-214-10-12		
SDG: 240-28500-1	LAB_ID	240-28500-1			240-28500-2			240-28500-3			240-28500-4		
FRACTION: OS	SAMP_DATE	8/28/2013			8/28/2013			8/28/2013			8/28/2013		
MEDIA: SOIL	QC_TYPE	NM			NM			NM			NM		
	UNITS	UG/KG			UG/KG			UG/KG			UG/KG		
	PCT_SOLIDS	85.3			80.2			97.1			75.4		
	DUP_OF												
PARAMETER		RESULT	VQL	QLCD	RESULT	VQL	QLCD	RESULT	VQL	QLCD	RESULT	VQL	QLCD
1,1-BIPHENYL		4.1	U		4.3	U		3.6	U		4.7	U	
2,2'-OXYBIS(1-CHLOROPROPANE)		11	U		12	U		9.8	U		13	U	
2,4,5-TRICHLOROPHENOL		29	U		31	U		26	U		33	U	
2,4,6-TRICHLOROPHENOL		10	U		11	U		9.2	U		12	U	
2,4-DICHLOROPHENOL		23	U		25	U		21	U		27	U	
2,4-DIMETHYLPHENOL		23	U		25	U		21	U		27	U	
2,4-DINITROPHENOL		24	U		26	U		22	U		28	U	
2,4-DINITROTOLUENE		20	U		21	U		18	U		23	U	
2,6-DINITROTOLUENE		24	U		26	U		22	U		28	U	
2-CHLORONAPHTHALENE		0.52	U		0.55	U		0.46	U		0.6	U	
2-CHLOROPHENOL		9.5	U		10	U		8.5	U		11	U	
2-METHYLNAPHTHALENE		3.9	J	P	0.61	U		0.52	U		4.6	J	P
2-METHYLPHENOL		13	U		13	U		11	U		15	U	
2-NITROANILINE		11	U		11	U		9.4	U		12	U	
2-NITROPHENOL		9.6	U		10	U		8.6	U		11	U	
3&4-METHYLPHENOL		23	U		25	U		21	U		27	U	
3,3'-DICHLOROBENZIDINE		21	U		22	U		19	U		24	U	
3-NITROANILINE		19	U		20	U		17	U		21	U	
4,6-DINITRO-2-METHYLPHENOL		11	U		11	U		9.5	U		12	U	
4-BROMOPHENYL PHENYL ETHER		15	U		16	U		13	U		17	U	
4-CHLORO-3-METHYLPHENOL		24	U		26	U		22	U		28	U	
4-CHLOROANILINE		20	U		21	U		18	U		23	U	
4-CHLOROPHENYL PHENYL ETHER		15	U		16	U		13	U		17	U	
4-NITROANILINE		30	U		32	U		27	U		35	U	
4-NITROPHENOL		20	U		21	U		18	U		23	U	
ACENAPHTHENE		4.9	J	P	0.93	U		0.78	U		1	U	
ACENAPHTHYLENE		14			0.43	U		0.36	U		0.47	U	
ACETOPHENONE		11	U		11	U		9.5	U		12	U	
ANTHRACENE		20			0.96	U		0.81	U		1	U	
ATRAZINE		11	U		11	U		9.4	U		12	U	
BENZALDEHYDE		14	UL	E	15	UL	E	12	UL	E	16	UL	E
BENZO(A)ANTHRACENE		65			0.77	U		16			19		
BENZO(A)PYRENE		250			0.79	U		18			17		
BENZO(B)FLUORANTHENE		430			0.72	U		30			31		
BENZO(G,H,I)PERYLENE		300			0.43	U		16			13		

PROJ_NO: 05480	NSAMPLE	DR-SB-215-0-02			DR-SB-215-06-08			DR-SB-216-02-04			DR-SB-216-06-08		
SDG: 240-28500-1	LAB_ID	240-28500-5			240-28500-6			240-28500-7			240-28500-8		
FRACTION: OS	SAMP_DATE	8/28/2013			8/28/2013			8/28/2013			8/28/2013		
MEDIA: SOIL	QC_TYPE	NM			NM			NM			NM		
	UNITS	UG/KG			UG/KG			UG/KG			UG/KG		
	PCT_SOLIDS	92.2			76.8			80.5			94.5		
	DUP_OF												
PARAMETER		RESULT	VQL	QLCD	RESULT	VQL	QLCD	RESULT	VQL	QLCD	RESULT	VQL	QLCD
1,1-BIPHENYL		3.8	U		4.5	U		4.4	J	P	3.7	U	
2,2'-OXYBIS(1-CHLOROPROPANE)		10	U		12	U		12	U		9.9	U	
2,4,5-TRICHLOROPHENOL		27	U		32	U		31	U		26	U	
2,4,6-TRICHLOROPHENOL		9.8	U		11	U		11	U		9.3	U	
2,4-DICHLOROPHENOL		22	U		26	U		25	U		21	U	
2,4-DIMETHYLPHENOL		22	U		26	U		25	U		21	U	
2,4-DINITROPHENOL		23	U		27	U		26	U		22	U	
2,4-DINITROTOLUENE		19	U		22	U		21	U		18	U	
2,6-DINITROTOLUENE		23	U		27	U		26	U		22	U	
2-CHLORONAPHTHALENE		0.49	U		0.58	U		0.56	U		0.47	U	
2-CHLOROPHENOL		9	U		11	U		10	U		8.6	U	
2-METHYLNAPHTHALENE		0.55	U		0.64	U		51			0.52	U	
2-METHYLPHENOL		12	U		14	U		14	U		11	U	
2-NITROANILINE		10	U		12	U		11	U		9.5	U	
2-NITROPHENOL		9.1	U		11	U		10	U		8.7	U	
3&4-METHYLPHENOL		22	U		26	U		25	U		21	U	
3,3'-DICHLOROBENZIDINE		20	U		23	U		22	U		19	U	
3-NITROANILINE		18	U		21	U		20	U		17	U	
4,6-DINITRO-2-METHYLPHENOL		10	U		12	U		11	U		9.6	U	
4-BROMOPHENYL PHENYL ETHER		14	U		17	U		16	U		14	U	
4-CHLORO-3-METHYLPHENOL		23	U		27	U		26	U		22	U	
4-CHLOROANILINE		19	U		22	U		21	U		18	U	
4-CHLOROPHENYL PHENYL ETHER		14	U		17	U		16	U		14	U	
4-NITROANILINE		29	U		34	U		32	U		27	U	
4-NITROPHENOL		19	U		22	U		21	U		18	U	
ACENAPHTHENE		0.83	U		0.98	U		14			0.79	U	
ACENAPHTHYLENE		0.38	U		0.45	U		0.44	U		0.37	U	
ACETOPHENONE		10	U		12	U		11	U		9.6	U	
ANTHRACENE		0.86	U		1	U		9.7			0.81	U	
ATRAZINE		10	U		12	U		11	U		9.5	U	
BENZALDEHYDE		13	UL	E	15	UL	E	15	UL	E	13	UL	E
BENZO(A)ANTHRACENE		0.69	U		0.81	U		14	J	G	0.66	U	
BENZO(A)PYRENE		0.7	U		0.82	U		12	J	G	0.67	U	
BENZO(B)FLUORANTHENE		0.65	U		0.76	U		15	J	G	0.62	U	
BENZO(G,H,I)PERYLENE		0.38	U		0.45	U		11	J	G	0.37	U	

PROJ_NO: 05480	NSAMPLE	DR-SB-217-02-04			DR-SB-217-06-08			DR-SB-218-02-04			DR-SB-218-06-08		
SDG: 240-28500-1	LAB_ID	240-28500-9			240-28500-10			240-28500-11			240-28500-12		
FRACTION: OS	SAMP_DATE	8/28/2013			8/28/2013			8/28/2013			8/28/2013		
MEDIA: SOIL	QC_TYPE	NM			NM			NM			NM		
	UNITS	UG/KG			UG/KG			UG/KG			UG/KG		
	PCT_SOLIDS	87.8			90.0			82.8			87.9		
	DUP_OF												
PARAMETER		RESULT	VQL	QLCD	RESULT	VQL	QLCD	RESULT	VQL	QLCD	RESULT	VQL	QLCD
1,1-BIPHENYL		4	U		3.9	U		4.2	U		4	U	
2,2'-OXYBIS(1-CHLOROPROPANE)		11	U		11	U		11	U		11	U	
2,4,5-TRICHLOROPHENOL		29	U		28	U		30	U		28	U	
2,4,6-TRICHLOROPHENOL		10	U		9.9	U		11	U		10	U	
2,4-DICHLOROPHENOL		23	U		22	U		24	U		23	U	
2,4-DIMETHYLPHENOL		23	U		22	U		24	U		23	U	
2,4-DINITROPHENOL		24	U		23	U		25	U		24	U	
2,4-DINITROTOLUENE		19	U		19	U		20	U		19	U	
2,6-DINITROTOLUENE		24	U		23	U		25	U		24	U	
2-CHLORONAPHTHALENE		0.51	U		0.5	U		0.54	U		0.51	U	
2-CHLOROPHENOL		9.4	U		9.1	U		9.8	U		9.3	U	
2-METHYLNAPHTHALENE		0.57	U		7.9			22			0.57	U	
2-METHYLPHENOL		13	U		12	U		13	U		13	U	
2-NITROANILINE		10	U		10	U		11	U		10	U	
2-NITROPHENOL		9.5	U		9.2	U		10	U		9.4	U	
3&4-METHYLPHENOL		23	U		22	U		24	U		23	U	
3,3'-DICHLOROBENZIDINE		21	U		20	U		22	U		20	U	
3-NITROANILINE		18	U		18	U		19	U		18	U	
4,6-DINITRO-2-METHYLPHENOL		11	U		10	U		11	U		10	U	
4-BROMOPHENYL PHENYL ETHER		15	U		14	U		16	U		15	U	
4-CHLORO-3-METHYLPHENOL		24	U		23	U		25	U		24	U	
4-CHLOROANILINE		19	U		19	U		20	U		19	U	
4-CHLOROPHENYL PHENYL ETHER		15	U		14	U		16	U		15	U	
4-NITROANILINE		30	U		29	U		31	U		30	U	
4-NITROPHENOL		19	U		19	U		20	U		19	U	
ACENAPHTHENE		0.87	U		5.6	J	P	6.5	J	P	0.86	U	
ACENAPHTHYLENE		0.4	U		4.6	J	P	0.42	U		0.4	U	
ACETOPHENONE		11	U		10	U		11	U		10	U	
ANTHRACENE		4	J	P	11			0.94	U		0.89	U	
ATRAZINE		10	U		10	U		11	U		10	U	
BENZALDEHYDE		14	UL	E	13	UL	E	14	UL	E	14	UL	E
BENZO(A)ANTHRACENE		12			44			0.76	U		0.72	U	
BENZO(A)PYRENE		11			40			4.6	J	P	0.73	U	
BENZO(B)FLUORANTHENE		15			56			5.9	J	P	6	J	P
BENZO(G,H,I)PERYLENE		7.9			31			0.42	U		0.4	U	

PROJ_NO: 05480	NSAMPLE	DR-SB-DUP02
SDG: 240-28500-1	LAB_ID	240-28500-14
FRACTION: OS	SAMP_DATE	8/28/2013
MEDIA: SOIL	QC_TYPE	FD
	UNITS	UG/KG
	PCT_SOLIDS	95.7
	DUP_OF	DR-SB-216-02-04

PARAMETER	RESULT	VQL	QLCD
1,1-BIPHENYL	9.1	J	P
2,2'-OXYBIS(1-CHLOROPROPANE)	10	U	
2,4,5-TRICHLOROPHENOL	26	U	
2,4,6-TRICHLOROPHENOL	9.4	U	
2,4-DICHLOROPHENOL	21	U	
2,4-DIMETHYLPHENOL	21	U	
2,4-DINITROPHENOL	22	U	
2,4-DINITROTOLUENE	18	U	
2,6-DINITROTOLUENE	22	U	
2-CHLORONAPHTHALENE	0.48	U	
2-CHLOROPHENOL	8.7	U	
2-METHYLNAPHTHALENE	65		
2-METHYLPHENOL	12	U	
2-NITROANILINE	9.6	U	
2-NITROPHENOL	8.8	U	
3&4-METHYLPHENOL	21	U	
3,3'-DICHLOROBENZIDINE	19	U	
3-NITROANILINE	17	U	
4,6-DINITRO-2-METHYLPHENOL	9.7	U	
4-BROMOPHENYL PHENYL ETHER	14	U	
4-CHLORO-3-METHYLPHENOL	22	U	
4-CHLOROANILINE	18	U	
4-CHLOROPHENYL PHENYL ETHER	14	U	
4-NITROANILINE	27	U	
4-NITROPHENOL	18	U	
ACENAPHTHENE	19		
ACENAPHTHYLENE	5.9	J	P
ACETOPHENONE	9.7	U	
ANTHRACENE	16		
ATRAZINE	9.6	U	
BENZALDEHYDE	13	UL	E
BENZO(A)ANTHRACENE	36	J	G
BENZO(A)PYRENE	44	J	G
BENZO(B)FLUORANTHENE	55	J	G
BENZO(G,H,I)PERYLENE	35	J	G

PROJ_NO: 05480	NSAMPLE	DR-SB-213-04-06			DR-SB-213-10-12			DR-SB-214-0-02			DR-SB-214-10-12		
SDG: 240-28500-1	LAB_ID	240-28500-1			240-28500-2			240-28500-3			240-28500-4		
FRACTION: OS	SAMP_DATE	8/28/2013			8/28/2013			8/28/2013			8/28/2013		
MEDIA: SOIL	QC_TYPE	NM			NM			NM			NM		
	UNITS	UG/KG			UG/KG			UG/KG			UG/KG		
	PCT_SOLIDS	85.3			80.2			97.1			75.4		
	DUP_OF												
PARAMETER		RESULT	VQL	QLCD	RESULT	VQL	QLCD	RESULT	VQL	QLCD	RESULT	VQL	QLCD
BENZO(K)FLUORANTHENE		79			0.83	U		9.2			9		
BIS(2-CHLOROETHOXY)METHANE		25	U		27	U		23	U		29	U	
BIS(2-CHLOROETHYL)ETHER		2.3	U		2.5	U		2.1	U		2.7	U	
BIS(2-ETHYLHEXYL)PHTHALATE		50	B	A	48	B	A	44	B	A	50	B	A
BUTYL BENZYL PHTHALATE		12	U		12	U		10	U		13	U	
CAPROLACTAM		43	U		45	U		38	U		49	U	
CARBAZOLE		31	U		33	U		28	U		36	U	
CHRYSENE		65			1.3	U		26			20		
DIBENZO(A,H)ANTHRACENE		82			0.81	U		0.68	U		0.88	U	
DIBENZOFURAN		4.6	J	P	0.81	U		0.68	U		0.88	U	
DIETHYL PHTHALATE		23	B	A	24	B	A	17	U		31	B	A
DIMETHYL PHTHALATE		20	U		21	U		18	U		23	U	
DI-N-BUTYL PHTHALATE		72	B	A	18	U		67	B	A	26	B	A
DI-N-OCTYL PHTHALATE		9.2	U		9.7	U		8.2	U		11	U	
FLUORANTHENE		90			0.67	U		53			47		
FLUORENE		6.3	J	P	0.65	U		0.55	U		0.71	U	
HEXACHLOROBENZENE		2.4	U		2.6	U		2.2	U		2.8	U	
HEXACHLOROBUTADIENE		6.5	U		6.9	U		5.8	U		7.5	U	
HEXACHLOROCYCLOPENTADIENE		9.4	U		9.9	U		8.4	U		11	U	
HEXACHLOROETHANE		10	U		11	U		9.3	U		12	U	
INDENO(1,2,3-CD)PYRENE		270			0.43	U		12			12		
ISOPHORONE		15	U		16	U		13	U		17	U	
NAPHTHALENE		6.7	J	P	1	U		0.85	U		6.4	J	P
NITROBENZENE		2.5	U		2.7	U		2.3	U		2.9	U	
N-NITROSODIMETHYLAMINE		19	U		20	U		17	U		21	U	
N-NITROSO-DI-N-PROPYLAMINE		7.3	U		7.7	U		6.5	U		8.4	U	
N-NITROSODIPHENYLAMINE		24	U		26	U		22	U		28	U	
PENTACHLOROPHENOL		11	U		11	U		9.4	U		12	U	
PHENANTHRENE		59			0.9	U		33			10		
PHENOL		8.5	U		9	U		7.5	U		9.8	U	
PYRENE		98			0.54	U		40			40		

PROJ_NO: 05480	NSAMPLE	DR-SB-215-0-02			DR-SB-215-06-08			DR-SB-216-02-04			DR-SB-216-06-08		
SDG: 240-28500-1	LAB_ID	240-28500-5			240-28500-6			240-28500-7			240-28500-8		
FRACTION: OS	SAMP_DATE	8/28/2013			8/28/2013			8/28/2013			8/28/2013		
MEDIA: SOIL	QC_TYPE	NM			NM			NM			NM		
	UNITS	UG/KG			UG/KG			UG/KG			UG/KG		
	PCT_SOLIDS	92.2			76.8			80.5			94.5		
	DUP_OF												
PARAMETER	RESULT	VQL	QLCD	RESULT	VQL	QLCD	RESULT	VQL	QLCD	RESULT	VQL	QLCD
BENZO(K)FLUORANTHENE	0.75	U		0.88	U		5.4	J	P	0.71	U	
BIS(2-CHLOROETHOXY)METHANE	24	U		28	U		27	U		23	U	
BIS(2-CHLOROETHYL)ETHER	2.2	U		2.6	U		2.5	U		2.1	U	
BIS(2-ETHYLHEXYL)PHTHALATE	21	U		29	J	P	24	U		20	U	
BUTYL BENZYL PHTHALATE	11	U		13	U		12	U		10	U	
CAPROLACTAM	41	U		48	U		46	U		39	U	
CARBAZOLE	30	U		35	U		34	U		28	U	
CHRYSENE	1.2	U		1.4	U		16	J	G	1.1	U	
DIBENZO(A,H)ANTHRACENE	0.72	U		0.85	U		0.82	U		0.69	U	
DIBENZOFURAN	0.72	U		0.85	U		5.3	J	P	0.69	U	
DIETHYL PHTHALATE	18	U		21	U		20	U		17	U	
DIMETHYL PHTHALATE	19	U		22	U		21	U		18	U	
DI-N-BUTYL PHTHALATE	16	U		38	J	P	19	J	P	24	J	P
DI-N-OCTYL PHTHALATE	8.7	U		10	U		9.8	U		8.2	U	
FLUORANTHENE	5.5	J	P	9.1			32	J	G	0.57	U	
FLUORENE	0.58	U		0.68	U		17			0.55	U	
HEXACHLOROBENZENE	2.3	U		2.7	U		2.6	U		2.2	U	
HEXACHLOROBUTADIENE	6.2	U		7.2	U		7	U		5.8	U	
HEXACHLOROCYCLOPENTADIENE	8.9	U		10	U		10	U		8.5	U	
HEXACHLOROETHANE	9.9	U		12	U		11	U		9.4	U	
INDENO(1,2,3-CD)PYRENE	0.38	U		0.45	U		8.4	J	G	0.37	U	
ISOPHORONE	14	U		17	U		16	U		14	U	
NAPHTHALENE	0.9	U		1.1	U		30	J	G	0.86	U	
NITROBENZENE	2.4	U		2.8	U		2.7	U		2.3	U	
N-NITROSODIMETHYLAMINE	18	U		21	U		20	U		17	U	
N-NITROSO-DI-N-PROPYLAMINE	6.9	U		8.1	U		7.8	U		6.6	U	
N-NITROSODIPHENYLAMINE	23	U		27	U		26	U		22	U	
PENTACHLOROPHENOL	10	U		12	U		11	U		9.5	U	
PHENANTHRENE	0.8	U		8.3	J	P	53			0.76	U	
PHENOL	8	U		9.4	U		9.1	U		7.6	U	
PYRENE	5	J	P	9.5			35	J	G	0.46	U	

PROJ_NO: 05480	NSAMPLE	DR-SB-217-02-04			DR-SB-217-06-08			DR-SB-218-02-04			DR-SB-218-06-08		
SDG: 240-28500-1	LAB_ID	240-28500-9			240-28500-10			240-28500-11			240-28500-12		
FRACTION: OS	SAMP_DATE	8/28/2013			8/28/2013			8/28/2013			8/28/2013		
MEDIA: SOIL	QC_TYPE	NM			NM			NM			NM		
	UNITS	UG/KG			UG/KG			UG/KG			UG/KG		
	PCT_SOLIDS	87.8			90.0			82.8			87.9		
	DUP_OF												
PARAMETER		RESULT	VQL	QLCD	RESULT	VQL	QLCD	RESULT	VQL	QLCD	RESULT	VQL	QLCD
BENZO(K)FLUORANTHENE		5	J	P	20			0.82	U		0.77	U	
BIS(2-CHLOROETHOXY)METHANE		25	U		24	U		26	U		25	U	
BIS(2-CHLOROETHYL)ETHER		2.3	U		2.2	U		2.4	U		2.3	U	
BIS(2-ETHYLHEXYL)PHTHALATE		22	U		21	U		24	J	P	22	U	
BUTYL BENZYL PHTHALATE		11	U		11	U		12	U		11	U	
CAPROLACTAM		42	U		41	U		44	U		42	U	
CARBAZOLE		31	U		30	U		32	U		31	U	
CHRYSENE		13			51			1.3	U		1.3	U	
DIBENZO(A,H)ANTHRACENE		0.75	U		0.73	U		0.79	U		0.75	U	
DIBENZOFURAN		0.75	U		0.73	U		0.79	U		0.75	U	
DIETHYL PHTHALATE		18	U		18	U		19	U		18	U	
DIMETHYL PHTHALATE		19	U		19	U		20	U		19	U	
DI-N-BUTYL PHTHALATE		17	U		33	J	P	38	J	P	19	J	P
DI-N-OCTYL PHTHALATE		9	U		8.8	U		9.5	U		9	U	
FLUORANTHENE		31			88			10			4.8	J	P
FLUORENE		0.61	U		6.9	J	P	8.3			0.6	U	
HEXACHLOROBENZENE		2.4	U		2.3	U		2.5	U		2.4	U	
HEXACHLOROBUTADIENE		6.4	U		6.2	U		6.7	U		6.4	U	
HEXACHLOROCYCLOPENTADIENE		9.3	U		9	U		9.7	U		9.2	U	
HEXACHLOROETHANE		10	U		10	U		11	U		10	U	
INDENO(1,2,3-CD)PYRENE		6.7	J	P	25			0.42	U		0.4	U	
ISOPHORONE		15	U		14	U		16	U		15	U	
NAPHTHALENE		0.94	U		8.6			17			0.93	U	
NITROBENZENE		2.5	U		2.4	U		2.6	U		2.5	U	
N-NITROSODIMETHYLAMINE		18	U		18	U		19	U		18	U	
N-NITROSO-DI-N-PROPYLAMINE		7.2	U		7	U		7.6	U		7.2	U	
N-NITROSODIPHENYLAMINE		24	U		23	U		25	U		24	U	
PENTACHLOROPHENOL		10	U		10	U		11	U		10	U	
PHENANTHRENE		9.9			55			15			0.83	U	
PHENOL		8.3	U		8.1	U		8.8	U		8.3	U	
PYRENE		25			85			9.5			0.5	U	

PROJ_NO: 05480	NSAMPLE	DR-SB-DUP02
SDG: 240-28500-1	LAB_ID	240-28500-14
FRACTION: OS	SAMP_DATE	8/28/2013
MEDIA: SOIL	QC_TYPE	FD
	UNITS	UG/KG
	PCT_SOLIDS	95.7
	DUP_OF	DR-SB-216-02-04

PARAMETER	RESULT	VQL	QLCD
BENZO(K)FLUORANTHENE	18		
BIS(2-CHLOROETHOXY)METHANE	23	U	
BIS(2-CHLOROETHYL)ETHER	2.1	U	
BIS(2-ETHYLHEXYL)PHTHALATE	34	J	P
BUTYL BENZYL PHTHALATE	11	U	
CAPROLACTAM	39	U	
CARBAZOLE	29	U	
CHRYSENE	47	J	G
DIBENZO(A,H)ANTHRACENE	9.4		
DIBENZOFURAN	8.9	J	P
DIETHYL PHTHALATE	17	U	
DIMETHYL PHTHALATE	18	U	
DI-N-BUTYL PHTHALATE	16	U	
DI-N-OCTYL PHTHALATE	8.3	U	
FLUORANTHENE	74	J	G
FLUORENE	25		
HEXACHLOROBENZENE	2.2	U	
HEXACHLOROBUTADIENE	5.9	U	
HEXACHLOROCYCLOPENTADIENE	8.6	U	
HEXACHLOROETHANE	9.5	U	
INDENO(1,2,3-CD)PYRENE	30	J	G
ISOPHORONE	14	U	
NAPHTHALENE	73	J	G
NITROBENZENE	2.3	U	
N-NITROSODIMETHYLAMINE	17	U	
N-NITROSO-DI-N-PROPYLAMINE	6.7	U	
N-NITROSODIPHENYLAMINE	22	U	
PENTACHLOROPHENOL	9.6	U	
PHENANTHRENE	80		
PHENOL	7.7	U	
PYRENE	67	J	G

PROJ_NO: 05480	NSAMPLE	DR-SB-213-04-06			DR-SB-213-10-12			DR-SB-214-0-02			DR-SB-214-10-12		
SDG: 240-28500-1	LAB_ID	240-28500-1			240-28500-2			240-28500-3			240-28500-4		
FRACTION: PCB	SAMP_DATE	8/28/2013			8/28/2013			8/28/2013			8/28/2013		
MEDIA: SOIL	QC_TYPE	NM			NM			NM			NM		
	UNITS	UG/KG			UG/KG			UG/KG			UG/KG		
	PCT_SOLIDS	85.3			80.2			97.1			75.4		
	DUP_OF												
PARAMETER		RESULT	VQL	QLCD	RESULT	VQL	QLCD	RESULT	VQL	QLCD	RESULT	VQL	QLCD
AROCLOR-1016		25	U		27	U		22	U		28	U	
AROCLOR-1221		19	U		20	U		17	U		21	U	
AROCLOR-1232		17	U		18	U		15	U		19	U	
AROCLOR-1242		15	U		16	U		14	U		17	U	
AROCLOR-1248		20	U		22	U		18	U		23	U	
AROCLOR-1254		20	U		22	U		18	U		23	U	
AROCLOR-1260		20	U		22	U		18	U		23	U	

PROJ_NO: 05480	NSAMPLE	DR-SB-215-0-02			DR-SB-215-06-08			DR-SB-216-02-04			DR-SB-216-06-08		
SDG: 240-28500-1	LAB_ID	240-28500-5			240-28500-6			240-28500-7			240-28500-8		
FRACTION: PCB	SAMP_DATE	8/28/2013			8/28/2013			8/28/2013			8/28/2013		
MEDIA: SOIL	QC_TYPE	NM			NM			NM			NM		
	UNITS	UG/KG			UG/KG			UG/KG			UG/KG		
	PCT_SOLIDS	92.2			76.8			80.5			94.5		
	DUP_OF												
PARAMETER		RESULT	VQL	QLCD	RESULT	VQL	QLCD	RESULT	VQL	QLCD	RESULT	VQL	QLCD
AROCLOR-1016		23	U		28	U		26	U		22	U	
AROCLOR-1221		17	U		21	U		20	U		17	U	
AROCLOR-1232		15	U		18	U		18	U		15	U	
AROCLOR-1242		14	U		17	U		16	U		14	U	
AROCLOR-1248		19	U		22	U		21	U		18	U	
AROCLOR-1254		19	U		22	U		21	U		18	U	
AROCLOR-1260		19	U		22	U		21	U		18	U	

PROJ_NO: 05480	NSAMPLE	DR-SB-217-02-04			DR-SB-217-06-08			DR-SB-218-02-04			DR-SB-218-06-08		
SDG: 240-28500-1	LAB_ID	240-28500-9			240-28500-10			240-28500-11			240-28500-12		
FRACTION: PCB	SAMP_DATE	8/28/2013			8/28/2013			8/28/2013			8/28/2013		
MEDIA: SOIL	QC_TYPE	NM			NM			NM			NM		
	UNITS	UG/KG			UG/KG			UG/KG			UG/KG		
	PCT_SOLIDS	87.8			90.0			82.8			87.9		
	DUP_OF												
PARAMETER		RESULT	VQL	QLCD	RESULT	VQL	QLCD	RESULT	VQL	QLCD	RESULT	VQL	QLCD
AROCLOR-1016		24	U		23	U		26	U		24	U	
AROCLOR-1221		18	U		18	U		20	U		18	U	
AROCLOR-1232		16	U		16	U		17	U		16	U	
AROCLOR-1242		15	U		14	U		16	U		15	U	
AROCLOR-1248		19	U		19	U		21	U		19	U	
AROCLOR-1254		19	U		19	U		21	U		19	U	
AROCLOR-1260		19	U		19	U		21	U		19	U	

PROJ_NO: 05480	NSAMPLE	DR-SB-DUP02		
SDG: 240-28500-1	LAB_ID	240-28500-14		
FRACTION: PCB	SAMP_DATE	8/28/2013		
MEDIA: SOIL	QC_TYPE	FD		
	UNITS	UG/KG		
	PCT_SOLIDS	95.7		
	DUP_OF	DR-SB-216-02-04		
PARAMETER		RESULT	VQL	QLCD
AROCLOR-1016		22	U	
AROCLOR-1221		17	U	
AROCLOR-1232		15	U	
AROCLOR-1242		14	U	
AROCLOR-1248		18	U	
AROCLOR-1254		18	U	
AROCLOR-1260		18	U	

PROJ_NO: 05480	NSAMPLE	DR-SB-213-04-06						DR-SB-213-10-12					
SDG: 240-28500-1	LAB_ID	240-28500-1						240-28500-2					
FRACTION: PET	SAMP_DATE	8/28/2013						8/28/2013					
MEDIA: SOIL	QC_TYPE	NM						NM					
	UNITS	MG/KG			UG/KG			MG/KG			UG/KG		
	PCT_SOLIDS	85.3			85.3			80.2			80.2		
	DUP_OF												
PARAMETER		RESULT	VQL	QLCD	RESULT	VQL	QLCD	RESULT	VQL	QLCD	RESULT	VQL	QLCD
TPH (C06-C10)					53	U					55	U	
TPH (C10-C32)		11	U					12	U				

PROJ_NO: 05480	NSAMPLE	DR-SB-214-0-02						DR-SB-214-10-12					
SDG: 240-28500-1	LAB_ID	240-28500-3						240-28500-4					
FRACTION: PET	SAMP_DATE	8/28/2013						8/28/2013					
MEDIA: SOIL	QC_TYPE	NM						NM					
	UNITS	MG/KG			UG/KG			MG/KG			UG/KG		
	PCT_SOLIDS	97.1			97.1			75.4			75.4		
	DUP_OF												
PARAMETER		RESULT	VQL	QLCD	RESULT	VQL	QLCD	RESULT	VQL	QLCD	RESULT	VQL	QLCD
TPH (C06-C10)					45	U					97	J	P
TPH (C10-C32)		9.4	U					26					

PROJ_NO: 05480	NSAMPLE	DR-SB-215-0-02						DR-SB-215-06-08					
SDG: 240-28500-1	LAB_ID	240-28500-5						240-28500-6					
FRACTION: PET	SAMP_DATE	8/28/2013						8/28/2013					
MEDIA: SOIL	QC_TYPE	NM						NM					
	UNITS	MG/KG			UG/KG			MG/KG			UG/KG		
	PCT_SOLIDS	92.2			92.2			76.8			76.8		
	DUP_OF												
PARAMETER		RESULT	VQL	QLCD	RESULT	VQL	QLCD	RESULT	VQL	QLCD	RESULT	VQL	QLCD
TPH (C06-C10)					47	U					58	U	
TPH (C10-C32)		9.9	U					12	U				

PROJ_NO: 05480	NSAMPLE	DR-SB-216-02-04						DR-SB-216-06-08					
SDG: 240-28500-1	LAB_ID	240-28500-7						240-28500-8					
FRACTION: PET	SAMP_DATE	8/28/2013						8/28/2013					
MEDIA: SOIL	QC_TYPE	NM						NM					
	UNITS	MG/KG			UG/KG			MG/KG			UG/KG		
	PCT_SOLIDS	80.5			80.5			94.5			94.5		
	DUP_OF												
PARAMETER		RESULT	VQL	QLCD	RESULT	VQL	QLCD	RESULT	VQL	QLCD	RESULT	VQL	QLCD
TPH (C06-C10)					55	U					46	U	
TPH (C10-C32)		12	U					9.7	U				

PROJ_NO: 05480	NSAMPLE	DR-SB-217-02-04						DR-SB-217-06-08					
SDG: 240-28500-1	LAB_ID	240-28500-9						240-28500-10					
FRACTION: PET	SAMP_DATE	8/28/2013						8/28/2013					
MEDIA: SOIL	QC_TYPE	NM						NM					
	UNITS	MG/KG			UG/KG			MG/KG			UG/KG		
	PCT_SOLIDS	87.8			87.8			90.0			90.0		
	DUP_OF												
PARAMETER		RESULT	VQL	QLCD	RESULT	VQL	QLCD	RESULT	VQL	QLCD	RESULT	VQL	QLCD
TPH (C06-C10)					53	U					51	U	
TPH (C10-C32)		11	U					10	U				

PROJ_NO: 05480	NSAMPLE	DR-SB-218-02-04						DR-SB-218-06-08					
SDG: 240-28500-1	LAB_ID	240-28500-11						240-28500-12					
FRACTION: PET	SAMP_DATE	8/28/2013						8/28/2013					
MEDIA: SOIL	QC_TYPE	NM						NM					
	UNITS	MG/KG			UG/KG			MG/KG			UG/KG		
	PCT_SOLIDS	82.8			82.8			87.9			87.9		
	DUP_OF												
PARAMETER		RESULT	VQL	QLCD	RESULT	VQL	QLCD	RESULT	VQL	QLCD	RESULT	VQL	QLCD
TPH (C06-C10)					54	U					51	U	
TPH (C10-C32)		11	U					11	U				

PROJ_NO: 05480	NSAMPLE	DR-SB-DUP02					
SDG: 240-28500-1	LAB_ID	240-28500-14					
FRACTION: PET	SAMP_DATE	8/28/2013					
MEDIA: SOIL	QC_TYPE	FD					
	UNITS	MG/KG			UG/KG		
	PCT_SOLIDS	95.7			95.7		
	DUP_OF	DR-SB-216-02-04			DR-SB-216-02-04		
PARAMETER		RESULT	VQL	QLCD	RESULT	VQL	QLCD
TPH (C06-C10)					46	U	
TPH (C10-C32)		9.7	U				

Appendix B

Results as Reported by the Laboratory

FORM I
GC/MS VOA ORGANICS ANALYSIS DATA SHEET

Lab Name: TestAmerica Canton | Job No.: 240-28500-1

SDG No.:

Client Sample ID: DR-SB-213-04-06 | Lab Sample ID: 240-28500-1

Matrix: Solid | Lab File ID: UX87238.D

Analysis Method: 8260B | Date Collected: 08/28/2013 09:50

Sample wt/vol: 7.04(g) | Date Analyzed: 09/06/2013 09:12

Soil Aliquot Vol: | Dilution Factor: 1

Soil Extract Vol.: | GC Column: DB-624 ID: 0.18(mm)

% Moisture: 14.7 | Level: (low/med) Low

Analysis Batch No.: 100346 | Units: ug/Kg

CAS NO.	COMPOUND NAME	RESULT	Q	RL	MDL
630-20-6	1,1,1,2-Tetrachloroethane	4.2	U	4.2	0.52
71-55-6	1,1,1-Trichloroethane	4.2	U	4.2	0.47
79-34-5	1,1,2,2-Tetrachloroethane	4.2	U	4.2	0.28
76-13-1	1,1,2-Trichloro-1,2,2-trichfluoroeth ane	4.2	U	4.2	1.1
75-34-3	1,1-Dichloroethane	4.2	U	4.2	0.30
75-35-4	1,1-Dichloroethene	4.2	U	4.2	0.43
563-58-6	1,1-Dichloropropene	4.2	U *	4.2	0.25
87-61-6	1,2,3-Trichlorobenzene	4.2	U	4.2	0.32
96-18-4	1,2,3-Trichloropropane	4.2	U	4.2	0.75
526-73-8	1,2,3-Trimethylbenzene	4.2	U	4.2	0.14
120-82-1	1,2,4-Trichlorobenzene	4.2	U	4.2	0.22
95-63-6	1,2,4-Trimethylbenzene	4.2	U	4.2	0.54
96-12-8	1,2-Dibromo-3-Chloropropane	8.3	U	8.3	1.1
106-93-4	1,2-Dibromoethane	4.2	U	4.2	0.42
95-50-1	1,2-Dichlorobenzene	4.2	U	4.2	0.30
107-06-2	1,2-Dichloroethane	4.2	U	4.2	0.28
78-87-5	1,2-Dichloropropane	4.2	U	4.2	0.57
541-73-1	1,3-Dichlorobenzene	4.2	U	4.2	0.29
142-28-9	1,3-Dichloropropane	4.2	U	4.2	0.28
106-46-7	1,4-Dichlorobenzene	4.2	U	4.2	0.55
594-20-7	2,2-Dichloropropane	4.2	U	4.2	0.78
78-93-3	2-Butanone	17	U	17	1.2
110-75-8	2-Chloroethyl vinyl ether	42	U	42	1.2
95-49-8	2-Chlorotoluene	4.2	U	4.2	0.33
591-78-6	2-Hexanone	17	U	17	0.52
106-43-4	4-Chlorotoluene	4.2	U	4.2	0.34
108-10-1	4-Methyl-2-pentanone	17	U	17	0.45
67-64-1	Acetone	59	B	17	5.2
71-43-2	Benzene	4.2	U	4.2	0.19
108-86-1	Bromobenzene	4.2	U	4.2	0.27
74-97-5	Bromochloromethane	4.2	U	4.2	0.59
75-27-4	Bromodichloromethane	4.2	U	4.2	0.23
75-25-2	Bromoform	4.2	U	4.2	0.27
74-83-9	Bromomethane	4.2	U	4.2	0.45
75-15-0	Carbon disulfide	4.2	U	4.2	0.37

FORM I
GC/MS VOA ORGANICS ANALYSIS DATA SHEET

Lab Name: TestAmerica Canton | Job No.: 240-28500-1

SDG No.:

Client Sample ID: DR-SB-213-04-06 | Lab Sample ID: 240-28500-1

Matrix: Solid | Lab File ID: UX87238.D

Analysis Method: 8260B | Date Collected: 08/28/2013 09:50

Sample wt/vol: 7.04(g) | Date Analyzed: 09/06/2013 09:12

Soil Aliquot Vol: | Dilution Factor: 1

Soil Extract Vol.: | GC Column: DB-624 ID: 0.18(mm)

% Moisture: 14.7 | Level: (low/med) Low

Analysis Batch No.: 100346 | Units: ug/Kg

CAS NO.	COMPOUND NAME	RESULT	Q	RL	MDL
56-23-5	Carbon tetrachloride	4.2	U	4.2	0.31
108-90-7	Chlorobenzene	4.2	U	4.2	0.27
75-00-3	Chloroethane	4.2	U	4.2	0.72
67-66-3	Chloroform	4.2	U	4.2	0.24
74-87-3	Chloromethane	4.2	U	4.2	0.34
156-59-2	cis-1,2-Dichloroethene	44		4.2	0.30
10061-01-5	cis-1,3-Dichloropropene	4.2	U	4.2	0.28
124-48-1	Dibromochloromethane	4.2	U	4.2	0.46
74-95-3	Dibromomethane	4.2	U	4.2	0.52
75-71-8	Dichlorodifluoromethane	4.2	U	4.2	0.42
108-20-3	Diisopropyl ether	8.3	U	8.3	1.2
100-41-4	Ethylbenzene	4.2	U	4.2	0.22
637-92-3	Ethyl-t-butyl ether (ETBE)	4.2	U	4.2	0.18
87-68-3	Hexachlorobutadiene	4.2	U	4.2	1.0
98-82-8	Isopropylbenzene	4.2	U	4.2	0.13
1634-04-4	Methyl tert-butyl ether	4.2	U	4.2	0.36
75-09-2	Methylene Chloride	4.2	U	4.2	0.56
179601-23-1	m-Xylene & p-Xylene	8.3	U	8.3	1.0
91-20-3	Naphthalene	4.2	U	4.2	0.16
104-51-8	n-Butylbenzene	4.2	U	4.2	0.19
103-65-1	n-Propylbenzene	4.2	U	4.2	0.33
95-47-6	o-Xylene	4.2	U	4.2	0.29
99-87-6	p-Isopropyltoluene	4.2	U	4.2	0.17
135-98-8	sec-Butylbenzene	4.2	U	4.2	0.15
100-42-5	Styrene	4.2	U	4.2	0.12
994-05-8	Tert-amyl-methyl ether (TAME)	4.2	U	4.2	0.31
75-65-0	tert-Butyl alcohol	170	U	170	6.3
98-06-6	tert-Butylbenzene	4.2	U	4.2	0.24
127-18-4	Tetrachloroethene	4.2	U *	4.2	0.43
108-88-3	Toluene	4.2	U	4.2	0.22
156-60-5	trans-1,2-Dichloroethene	0.83	J	4.2	0.34
10061-02-6	trans-1,3-Dichloropropene	4.2	U	4.2	0.45
79-01-6	Trichloroethene	4.2	U	4.2	0.35
75-69-4	Trichlorofluoromethane	4.2	U	4.2	0.28
108-05-4	Vinyl acetate	8.3	U	8.3	0.21
75-01-4	Vinyl chloride	8.4		4.2	0.32

FORM I
GC/MS VOA ORGANICS ANALYSIS DATA SHEET

Lab Name: TestAmerica Canton | Job No.: 240-28500-1

SDG No.:

Client Sample ID: DR-SB-213-04-06 | Lab Sample ID: 240-28500-1

Matrix: Solid | Lab File ID: UX87238.D

Analysis Method: 8260B | Date Collected: 08/28/2013 09:50

Sample wt/vol: 7.04(g) | Date Analyzed: 09/06/2013 09:12

Soil Aliquot Vol: | Dilution Factor: 1

Soil Extract Vol.: | GC Column: DB-624 ID: 0.18(mm)

% Moisture: 14.7 | Level: (low/med) Low

Analysis Batch No.: 100346 | Units: ug/Kg

CAS NO.	COMPOUND NAME	RESULT	Q	RL	MDL
1330-20-7	Xylenes, Total	8.3	U	8.3	0.29

CAS NO.	SURROGATE	%REC	Q	LIMITS
17060-07-0	1,2-Dichloroethane-d4 (Surr)	91		58-123
460-00-4	4-Bromofluorobenzene (Surr)	87		52-136
1868-53-7	Dibromofluoromethane (Surr)	96		37-132
2037-26-5	Toluene-d8 (Surr)	95		67-125

FORM I
GC/MS VOA ORGANICS ANALYSIS DATA SHEET

Lab Name: TestAmerica Canton Job No.: 240-28500-1

SDG No.:

Client Sample ID: DR-SB-213-10-12 Lab Sample ID: 240-28500-2

Matrix: Solid Lab File ID: UX87239.D

Analysis Method: 8260B Date Collected: 08/28/2013 09:55

Sample wt/vol: 6.42(g) Date Analyzed: 09/06/2013 09:34

Soil Aliquot Vol: Dilution Factor: 1

Soil Extract Vol.: GC Column: DB-624 ID: 0.18(mm)

% Moisture: 19.8 Level: (low/med) Low

Analysis Batch No.: 100346 Units: ug/Kg

CAS NO.	COMPOUND NAME	RESULT	Q	RL	MDL
630-20-6	1,1,1,2-Tetrachloroethane	4.9	U	4.9	0.60
71-55-6	1,1,1-Trichloroethane	4.9	U	4.9	0.54
79-34-5	1,1,2,2-Tetrachloroethane	4.9	U	4.9	0.33
76-13-1	1,1,2-Trichloro-1,2,2-trichfluoroeth ane	4.9	U	4.9	1.3
75-34-3	1,1-Dichloroethane	4.9	U	4.9	0.35
75-35-4	1,1-Dichloroethene	4.9	U	4.9	0.50
563-58-6	1,1-Dichloropropene	4.9	U *	4.9	0.29
87-61-6	1,2,3-Trichlorobenzene	4.9	U	4.9	0.37
96-18-4	1,2,3-Trichloropropane	4.9	U	4.9	0.87
526-73-8	1,2,3-Trimethylbenzene	4.9	U	4.9	0.17
120-82-1	1,2,4-Trichlorobenzene	4.9	U	4.9	0.26
95-63-6	1,2,4-Trimethylbenzene	4.9	U	4.9	0.63
96-12-8	1,2-Dibromo-3-Chloropropane	9.7	U	9.7	1.3
106-93-4	1,2-Dibromoethane	4.9	U	4.9	0.49
95-50-1	1,2-Dichlorobenzene	4.9	U	4.9	0.35
107-06-2	1,2-Dichloroethane	4.9	U	4.9	0.33
78-87-5	1,2-Dichloropropane	4.9	U	4.9	0.67
541-73-1	1,3-Dichlorobenzene	4.9	U	4.9	0.34
142-28-9	1,3-Dichloropropane	4.9	U	4.9	0.33
106-46-7	1,4-Dichlorobenzene	4.9	U	4.9	0.64
594-20-7	2,2-Dichloropropane	4.9	U	4.9	0.91
78-93-3	2-Butanone	5.9	J	19	1.4
110-75-8	2-Chloroethyl vinyl ether	49	U	49	1.4
95-49-8	2-Chlorotoluene	4.9	U	4.9	0.39
591-78-6	2-Hexanone	19	U	19	0.61
106-43-4	4-Chlorotoluene	4.9	U	4.9	0.40
108-10-1	4-Methyl-2-pentanone	19	U	19	0.52
67-64-1	Acetone	120	B	19	6.1
71-43-2	Benzene	4.9	U	4.9	0.22
108-86-1	Bromobenzene	4.9	U	4.9	0.32
74-97-5	Bromochloromethane	4.9	U	4.9	0.69
75-27-4	Bromodichloromethane	4.9	U	4.9	0.27
75-25-2	Bromoform	4.9	U	4.9	0.32
74-83-9	Bromomethane	4.9	U	4.9	0.52
75-15-0	Carbon disulfide	1.2	J	4.9	0.43

FORM I
GC/MS VOA ORGANICS ANALYSIS DATA SHEET

Lab Name: TestAmerica Canton | Job No.: 240-28500-1

SDG No.:

Client Sample ID: DR-SB-213-10-12 | Lab Sample ID: 240-28500-2

Matrix: Solid | Lab File ID: UX87239.D

Analysis Method: 8260B | Date Collected: 08/28/2013 09:55

Sample wt/vol: 6.42(g) | Date Analyzed: 09/06/2013 09:34

Soil Aliquot Vol: | Dilution Factor: 1

Soil Extract Vol.: | GC Column: DB-624 ID: 0.18(mm)

% Moisture: 19.8 | Level: (low/med) Low

Analysis Batch No.: 100346 | Units: ug/Kg

CAS NO.	COMPOUND NAME	RESULT	Q	RL	MDL
56-23-5	Carbon tetrachloride	4.9	U	4.9	0.36
108-90-7	Chlorobenzene	4.9	U	4.9	0.32
75-00-3	Chloroethane	4.9	U	4.9	0.84
67-66-3	Chloroform	4.9	U	4.9	0.28
74-87-3	Chloromethane	4.9	U	4.9	0.40
156-59-2	cis-1,2-Dichloroethene	4.9	U	4.9	0.35
10061-01-5	cis-1,3-Dichloropropene	4.9	U	4.9	0.33
124-48-1	Dibromochloromethane	4.9	U	4.9	0.53
74-95-3	Dibromomethane	4.9	U	4.9	0.61
75-71-8	Dichlorodifluoromethane	4.9	U	4.9	0.49
108-20-3	Diisopropyl ether	9.7	U	9.7	1.5
100-41-4	Ethylbenzene	4.9	U	4.9	0.25
637-92-3	Ethyl-t-butyl ether (ETBE)	4.9	U	4.9	0.21
87-68-3	Hexachlorobutadiene	4.9	U	4.9	1.2
98-82-8	Isopropylbenzene	4.9	U	4.9	0.16
1634-04-4	Methyl tert-butyl ether	4.9	U	4.9	0.42
75-09-2	Methylene Chloride	4.9	U	4.9	0.65
179601-23-1	m-Xylene & p-Xylene	9.7	U	9.7	1.2
91-20-3	Naphthalene	0.82	J	4.9	0.18
104-51-8	n-Butylbenzene	4.9	U	4.9	0.22
103-65-1	n-Propylbenzene	4.9	U	4.9	0.39
95-47-6	o-Xylene	4.9	U	4.9	0.34
99-87-6	p-Isopropyltoluene	4.9	U	4.9	0.20
135-98-8	sec-Butylbenzene	4.9	U	4.9	0.17
100-42-5	Styrene	4.9	U	4.9	0.15
994-05-8	Tert-amyl-methyl ether (TAME)	4.9	U	4.9	0.36
75-65-0	tert-Butyl alcohol	190	U	190	7.4
98-06-6	tert-Butylbenzene	4.9	U	4.9	0.28
127-18-4	Tetrachloroethene	4.9	U *	4.9	0.50
108-88-3	Toluene	1.4	J B	4.9	0.26
156-60-5	trans-1,2-Dichloroethene	0.41	J	4.9	0.40
10061-02-6	trans-1,3-Dichloropropene	4.9	U	4.9	0.52
79-01-6	Trichloroethene	4.9	U	4.9	0.41
75-69-4	Trichlorofluoromethane	4.9	U	4.9	0.33
108-05-4	Vinyl acetate	9.7	U	9.7	0.24
75-01-4	Vinyl chloride	3.6	J	4.9	0.38

FORM I
GC/MS VOA ORGANICS ANALYSIS DATA SHEET

Lab Name: TestAmerica Canton | Job No.: 240-28500-1

SDG No.:

Client Sample ID: DR-SB-213-10-12 | Lab Sample ID: 240-28500-2

Matrix: Solid | Lab File ID: UX87239.D

Analysis Method: 8260B | Date Collected: 08/28/2013 09:55

Sample wt/vol: 6.42(g) | Date Analyzed: 09/06/2013 09:34

Soil Aliquot Vol: | Dilution Factor: 1

Soil Extract Vol.: | GC Column: DB-624 ID: 0.18(mm)

% Moisture: 19.8 | Level: (low/med) Low

Analysis Batch No.: 100346 | Units: ug/Kg

CAS NO.	COMPOUND NAME	RESULT	Q	RL	MDL
1330-20-7	Xylenes, Total	9.7	U	9.7	0.34

CAS NO.	SURROGATE	%REC	Q	LIMITS
17060-07-0	1,2-Dichloroethane-d4 (Surr)	92		58-123
460-00-4	4-Bromofluorobenzene (Surr)	89		52-136
1868-53-7	Dibromofluoromethane (Surr)	97		37-132
2037-26-5	Toluene-d8 (Surr)	98		67-125

FORM I
GC/MS VOA ORGANICS ANALYSIS DATA SHEET

Lab Name: TestAmerica Canton | Job No.: 240-28500-1

SDG No.:

Client Sample ID: DR-SB-214-0-02 | Lab Sample ID: 240-28500-3

Matrix: Solid | Lab File ID: UX87240.D

Analysis Method: 8260B | Date Collected: 08/28/2013 08:50

Sample wt/vol: 6.23(g) | Date Analyzed: 09/06/2013 09:55

Soil Aliquot Vol: | Dilution Factor: 1

Soil Extract Vol.: | GC Column: DB-624 ID: 0.18(mm)

% Moisture: 2.9 | Level: (low/med) Low

Analysis Batch No.: 100346 | Units: ug/Kg

CAS NO.	COMPOUND NAME	RESULT	Q	RL	MDL
630-20-6	1,1,1,2-Tetrachloroethane	4.1	U	4.1	0.51
71-55-6	1,1,1-Trichloroethane	4.1	U	4.1	0.46
79-34-5	1,1,2,2-Tetrachloroethane	4.1	U	4.1	0.28
76-13-1	1,1,2-Trichloro-1,2,2-trichfluoroeth ane	4.1	U	4.1	1.1
75-34-3	1,1-Dichloroethane	4.1	U	4.1	0.30
75-35-4	1,1-Dichloroethene	4.1	U	4.1	0.43
563-58-6	1,1-Dichloropropene	4.1	U *	4.1	0.25
87-61-6	1,2,3-Trichlorobenzene	4.1	U	4.1	0.31
96-18-4	1,2,3-Trichloropropane	4.1	U	4.1	0.74
526-73-8	1,2,3-Trimethylbenzene	4.1	U	4.1	0.14
120-82-1	1,2,4-Trichlorobenzene	4.1	U	4.1	0.22
95-63-6	1,2,4-Trimethylbenzene	4.1	U	4.1	0.54
96-12-8	1,2-Dibromo-3-Chloropropane	8.3	U	8.3	1.1
106-93-4	1,2-Dibromoethane	4.1	U	4.1	0.41
95-50-1	1,2-Dichlorobenzene	4.1	U	4.1	0.30
107-06-2	1,2-Dichloroethane	4.1	U	4.1	0.28
78-87-5	1,2-Dichloropropane	4.1	U	4.1	0.57
541-73-1	1,3-Dichlorobenzene	4.1	U	4.1	0.29
142-28-9	1,3-Dichloropropane	4.1	U	4.1	0.28
106-46-7	1,4-Dichlorobenzene	4.1	U	4.1	0.55
594-20-7	2,2-Dichloropropane	4.1	U	4.1	0.78
78-93-3	2-Butanone	5.3	J	17	1.2
110-75-8	2-Chloroethyl vinyl ether	41	U	41	1.2
95-49-8	2-Chlorotoluene	4.1	U	4.1	0.33
591-78-6	2-Hexanone	17	U	17	0.52
106-43-4	4-Chlorotoluene	4.1	U	4.1	0.34
108-10-1	4-Methyl-2-pentanone	17	U	17	0.45
67-64-1	Acetone	77	B	17	5.2
71-43-2	Benzene	4.1	U	4.1	0.19
108-86-1	Bromobenzene	4.1	U	4.1	0.27
74-97-5	Bromochloromethane	4.1	U	4.1	0.59
75-27-4	Bromodichloromethane	4.1	U	4.1	0.23
75-25-2	Bromoform	4.1	U	4.1	0.27
74-83-9	Bromomethane	4.1	U	4.1	0.45
75-15-0	Carbon disulfide	4.1	U	4.1	0.36

FORM I
GC/MS VOA ORGANICS ANALYSIS DATA SHEET

Lab Name: TestAmerica Canton | Job No.: 240-28500-1

SDG No.:

Client Sample ID: DR-SB-214-0-02 | Lab Sample ID: 240-28500-3

Matrix: Solid | Lab File ID: UX87240.D

Analysis Method: 8260B | Date Collected: 08/28/2013 08:50

Sample wt/vol: 6.23(g) | Date Analyzed: 09/06/2013 09:55

Soil Aliquot Vol: | Dilution Factor: 1

Soil Extract Vol.: | GC Column: DB-624 ID: 0.18(mm)

% Moisture: 2.9 | Level: (low/med) Low

Analysis Batch No.: 100346 | Units: ug/Kg

CAS NO.	COMPOUND NAME	RESULT	Q	RL	MDL
56-23-5	Carbon tetrachloride	4.1	U	4.1	0.31
108-90-7	Chlorobenzene	4.1	U	4.1	0.27
75-00-3	Chloroethane	4.1	U	4.1	0.71
67-66-3	Chloroform	4.1	U	4.1	0.24
74-87-3	Chloromethane	4.1	U	4.1	0.34
156-59-2	cis-1,2-Dichloroethene	4.1	U	4.1	0.30
10061-01-5	cis-1,3-Dichloropropene	4.1	U	4.1	0.28
124-48-1	Dibromochloromethane	4.1	U	4.1	0.45
74-95-3	Dibromomethane	4.1	U	4.1	0.52
75-71-8	Dichlorodifluoromethane	4.1	U	4.1	0.41
108-20-3	Diisopropyl ether	8.3	U	8.3	1.2
100-41-4	Ethylbenzene	4.1	U	4.1	0.21
637-92-3	Ethyl-t-butyl ether (ETBE)	4.1	U	4.1	0.18
87-68-3	Hexachlorobutadiene	4.1	U	4.1	0.99
98-82-8	Isopropylbenzene	4.1	U	4.1	0.13
1634-04-4	Methyl tert-butyl ether	4.1	U	4.1	0.36
75-09-2	Methylene Chloride	4.1	U	4.1	0.55
179601-23-1	m-Xylene & p-Xylene	8.3	U	8.3	0.99
91-20-3	Naphthalene	4.1	U	4.1	0.16
104-51-8	n-Butylbenzene	4.1	U	4.1	0.19
103-65-1	n-Propylbenzene	4.1	U	4.1	0.33
95-47-6	o-Xylene	4.1	U	4.1	0.29
99-87-6	p-Isopropyltoluene	4.1	U	4.1	0.17
135-98-8	sec-Butylbenzene	4.1	U	4.1	0.15
100-42-5	Styrene	4.1	U	4.1	0.12
994-05-8	Tert-amyl-methyl ether (TAME)	4.1	U	4.1	0.31
75-65-0	tert-Butyl alcohol	170	U	170	6.3
98-06-6	tert-Butylbenzene	4.1	U	4.1	0.24
127-18-4	Tetrachloroethene	4.1	U *	4.1	0.43
108-88-3	Toluene	4.1	U	4.1	0.22
156-60-5	trans-1,2-Dichloroethene	4.1	U	4.1	0.34
10061-02-6	trans-1,3-Dichloropropene	4.1	U	4.1	0.45
79-01-6	Trichloroethene	4.1	U	4.1	0.35
75-69-4	Trichlorofluoromethane	4.1	U	4.1	0.28
108-05-4	Vinyl acetate	8.3	U	8.3	0.21
75-01-4	Vinyl chloride	4.1	U	4.1	0.32

FORM I
GC/MS VOA ORGANICS ANALYSIS DATA SHEET

Lab Name: TestAmerica Canton Job No.: 240-28500-1

SDG No.:

Client Sample ID: DR-SB-214-0-02 Lab Sample ID: 240-28500-3

Matrix: Solid Lab File ID: UX87240.D

Analysis Method: 8260B Date Collected: 08/28/2013 08:50

Sample wt/vol: 6.23(g) Date Analyzed: 09/06/2013 09:55

Soil Aliquot Vol: Dilution Factor: 1

Soil Extract Vol.: GC Column: DB-624 ID: 0.18(mm)

% Moisture: 2.9 Level: (low/med) Low

Analysis Batch No.: 100346 Units: ug/Kg

CAS NO.	COMPOUND NAME	RESULT	Q	RL	MDL
1330-20-7	Xylenes, Total	8.3	U	8.3	0.29

CAS NO.	SURROGATE	%REC	Q	LIMITS
17060-07-0	1,2-Dichloroethane-d4 (Surr)	95		58-123
460-00-4	4-Bromofluorobenzene (Surr)	89		52-136
1868-53-7	Dibromofluoromethane (Surr)	98		37-132
2037-26-5	Toluene-d8 (Surr)	96		67-125

FORM I
GC/MS VOA ORGANICS ANALYSIS DATA SHEET

Lab Name: TestAmerica Canton Job No.: 240-28500-1

SDG No.:

Client Sample ID: DR-SB-214-10-12 Lab Sample ID: 240-28500-4

Matrix: Solid Lab File ID: UX87241.D

Analysis Method: 8260B Date Collected: 08/28/2013 08:55

Sample wt/vol: 6.51(g) Date Analyzed: 09/06/2013 10:16

Soil Aliquot Vol: Dilution Factor: 1

Soil Extract Vol.: GC Column: DB-624 ID: 0.18(mm)

% Moisture: 24.6 Level: (low/med) Low

Analysis Batch No.: 100346 Units: ug/Kg

CAS NO.	COMPOUND NAME	RESULT	Q	RL	MDL
630-20-6	1,1,1,2-Tetrachloroethane	5.1	U	5.1	0.63
71-55-6	1,1,1-Trichloroethane	5.1	U	5.1	0.57
79-34-5	1,1,2,2-Tetrachloroethane	5.1	U	5.1	0.35
76-13-1	1,1,2-Trichloro-1,2,2-trichfluoroeth ane	5.1	U	5.1	1.3
75-34-3	1,1-Dichloroethane	5.1	U	5.1	0.37
75-35-4	1,1-Dichloroethene	5.1	U	5.1	0.53
563-58-6	1,1-Dichloropropene	5.1	U *	5.1	0.31
87-61-6	1,2,3-Trichlorobenzene	5.1	U	5.1	0.39
96-18-4	1,2,3-Trichloropropane	5.1	U	5.1	0.92
526-73-8	1,2,3-Trimethylbenzene	5.1	U	5.1	0.17
120-82-1	1,2,4-Trichlorobenzene	5.1	U	5.1	0.28
95-63-6	1,2,4-Trimethylbenzene	5.1	U	5.1	0.66
96-12-8	1,2-Dibromo-3-Chloropropane	10	U	10	1.3
106-93-4	1,2-Dibromoethane	5.1	U	5.1	0.51
95-50-1	1,2-Dichlorobenzene	5.1	U	5.1	0.37
107-06-2	1,2-Dichloroethane	5.1	U	5.1	0.35
78-87-5	1,2-Dichloropropane	5.1	U	5.1	0.70
541-73-1	1,3-Dichlorobenzene	5.1	U	5.1	0.36
142-28-9	1,3-Dichloropropane	5.1	U	5.1	0.35
106-46-7	1,4-Dichlorobenzene	5.1	U	5.1	0.67
594-20-7	2,2-Dichloropropane	5.1	U	5.1	0.96
78-93-3	2-Butanone	20	U	20	1.4
110-75-8	2-Chloroethyl vinyl ether	51	U	51	1.4
95-49-8	2-Chlorotoluene	5.1	U	5.1	0.41
591-78-6	2-Hexanone	20	U	20	0.64
106-43-4	4-Chlorotoluene	5.1	U	5.1	0.42
108-10-1	4-Methyl-2-pentanone	20	U	20	0.55
67-64-1	Acetone	20	U	20	6.4
71-43-2	Benzene	5.1	U	5.1	0.23
108-86-1	Bromobenzene	5.1	U	5.1	0.34
74-97-5	Bromochloromethane	5.1	U	5.1	0.72
75-27-4	Bromodichloromethane	5.1	U	5.1	0.29
75-25-2	Bromoform	5.1	U	5.1	0.34
74-83-9	Bromomethane	5.1	U	5.1	0.55
75-15-0	Carbon disulfide	0.63	J	5.1	0.45

FORM I
GC/MS VOA ORGANICS ANALYSIS DATA SHEET

Lab Name: TestAmerica Canton Job No.: 240-28500-1

SDG No.:

Client Sample ID: DR-SB-214-10-12 Lab Sample ID: 240-28500-4

Matrix: Solid Lab File ID: UX87241.D

Analysis Method: 8260B Date Collected: 08/28/2013 08:55

Sample wt/vol: 6.51(g) Date Analyzed: 09/06/2013 10:16

Soil Aliquot Vol: Dilution Factor: 1

Soil Extract Vol.: GC Column: DB-624 ID: 0.18(mm)

% Moisture: 24.6 Level: (low/med) Low

Analysis Batch No.: 100346 Units: ug/Kg

CAS NO.	COMPOUND NAME	RESULT	Q	RL	MDL
56-23-5	Carbon tetrachloride	5.1	U	5.1	0.38
108-90-7	Chlorobenzene	5.1	U	5.1	0.34
75-00-3	Chloroethane	5.1	U	5.1	0.88
67-66-3	Chloroform	5.1	U	5.1	0.30
74-87-3	Chloromethane	5.1	U	5.1	0.42
156-59-2	cis-1,2-Dichloroethene	5.1	U	5.1	0.37
10061-01-5	cis-1,3-Dichloropropene	5.1	U	5.1	0.35
124-48-1	Dibromochloromethane	5.1	U	5.1	0.56
74-95-3	Dibromomethane	5.1	U	5.1	0.64
75-71-8	Dichlorodifluoromethane	5.1	U	5.1	0.51
108-20-3	Diisopropyl ether	10	U	10	1.5
100-41-4	Ethylbenzene	5.1	U	5.1	0.26
637-92-3	Ethyl-t-butyl ether (ETBE)	5.1	U	5.1	0.22
87-68-3	Hexachlorobutadiene	5.1	U	5.1	1.2
98-82-8	Isopropylbenzene	5.1	U	5.1	0.16
1634-04-4	Methyl tert-butyl ether	5.1	U	5.1	0.44
75-09-2	Methylene Chloride	5.1	U	5.1	0.68
179601-23-1	m-Xylene & p-Xylene	10	U	10	1.2
91-20-3	Naphthalene	5.1	U	5.1	0.19
104-51-8	n-Butylbenzene	5.1	U	5.1	0.23
103-65-1	n-Propylbenzene	5.1	U	5.1	0.41
95-47-6	o-Xylene	5.1	U	5.1	0.36
99-87-6	p-Isopropyltoluene	5.1	U	5.1	0.21
135-98-8	sec-Butylbenzene	5.1	U	5.1	0.18
100-42-5	Styrene	5.1	U	5.1	0.15
994-05-8	Tert-amyl-methyl ether (TAME)	5.1	U	5.1	0.38
75-65-0	tert-Butyl alcohol	200	U	200	7.7
98-06-6	tert-Butylbenzene	5.1	U	5.1	0.30
127-18-4	Tetrachloroethene	5.1	U *	5.1	0.53
108-88-3	Toluene	5.1	U	5.1	0.28
156-60-5	trans-1,2-Dichloroethene	5.1	U	5.1	0.42
10061-02-6	trans-1,3-Dichloropropene	5.1	U	5.1	0.55
79-01-6	Trichloroethene	5.1	U	5.1	0.43
75-69-4	Trichlorofluoromethane	0.35	J	5.1	0.35
108-05-4	Vinyl acetate	10	U	10	0.25
75-01-4	Vinyl chloride	0.57	J	5.1	0.40

FORM I
GC/MS VOA ORGANICS ANALYSIS DATA SHEET

Lab Name: TestAmerica Canton | Job No.: 240-28500-1

SDG No.:

Client Sample ID: DR-SB-214-10-12 | Lab Sample ID: 240-28500-4

Matrix: Solid | Lab File ID: UX87241.D

Analysis Method: 8260B | Date Collected: 08/28/2013 08:55

Sample wt/vol: 6.51(g) | Date Analyzed: 09/06/2013 10:16

Soil Aliquot Vol: | Dilution Factor: 1

Soil Extract Vol.: | GC Column: DB-624 ID: 0.18(mm)

% Moisture: 24.6 | Level: (low/med) Low

Analysis Batch No.: 100346 | Units: ug/Kg

CAS NO.	COMPOUND NAME	RESULT	Q	RL	MDL
1330-20-7	Xylenes, Total	10	U	10	0.36

CAS NO.	SURROGATE	%REC	Q	LIMITS
17060-07-0	1,2-Dichloroethane-d4 (Surr)	94		58-123
460-00-4	4-Bromofluorobenzene (Surr)	93		52-136
1868-53-7	Dibromofluoromethane (Surr)	99		37-132
2037-26-5	Toluene-d8 (Surr)	102		67-125

FORM I
GC/MS VOA ORGANICS ANALYSIS DATA SHEET

Lab Name: TestAmerica Canton | Job No.: 240-28500-1

SDG No.:

Client Sample ID: DR-SB-215-0-02 | Lab Sample ID: 240-28500-5

Matrix: Solid | Lab File ID: UX87242.D

Analysis Method: 8260B | Date Collected: 08/28/2013 10:40

Sample wt/vol: 6.58(g) | Date Analyzed: 09/06/2013 10:37

Soil Aliquot Vol: | Dilution Factor: 1

Soil Extract Vol.: | GC Column: DB-624 ID: 0.18(mm)

% Moisture: 7.8 | Level: (low/med) Low

Analysis Batch No.: 100346 | Units: ug/Kg

CAS NO.	COMPOUND NAME	RESULT	Q	RL	MDL
630-20-6	1,1,1,2-Tetrachloroethane	4.1	U	4.1	0.51
71-55-6	1,1,1-Trichloroethane	4.1	U	4.1	0.46
79-34-5	1,1,2,2-Tetrachloroethane	4.1	U	4.1	0.28
76-13-1	1,1,2-Trichloro-1,2,2-trichfluoroeth ane	4.1	U	4.1	1.1
75-34-3	1,1-Dichloroethane	4.1	U	4.1	0.30
75-35-4	1,1-Dichloroethene	4.1	U	4.1	0.43
563-58-6	1,1-Dichloropropene	4.1	U *	4.1	0.25
87-61-6	1,2,3-Trichlorobenzene	4.1	U	4.1	0.31
96-18-4	1,2,3-Trichloropropane	4.1	U	4.1	0.74
526-73-8	1,2,3-Trimethylbenzene	4.1	U	4.1	0.14
120-82-1	1,2,4-Trichlorobenzene	4.1	U	4.1	0.22
95-63-6	1,2,4-Trimethylbenzene	4.1	U	4.1	0.54
96-12-8	1,2-Dibromo-3-Chloropropane	8.2	U	8.2	1.1
106-93-4	1,2-Dibromoethane	4.1	U	4.1	0.41
95-50-1	1,2-Dichlorobenzene	4.1	U	4.1	0.30
107-06-2	1,2-Dichloroethane	4.1	U	4.1	0.28
78-87-5	1,2-Dichloropropane	4.1	U	4.1	0.57
541-73-1	1,3-Dichlorobenzene	4.1	U	4.1	0.29
142-28-9	1,3-Dichloropropane	4.1	U	4.1	0.28
106-46-7	1,4-Dichlorobenzene	4.1	U	4.1	0.54
594-20-7	2,2-Dichloropropane	4.1	U	4.1	0.78
78-93-3	2-Butanone	5.5	J	16	1.2
110-75-8	2-Chloroethyl vinyl ether	41	U	41	1.2
95-49-8	2-Chlorotoluene	4.1	U	4.1	0.33
591-78-6	2-Hexanone	16	U	16	0.52
106-43-4	4-Chlorotoluene	4.1	U	4.1	0.34
108-10-1	4-Methyl-2-pentanone	16	U	16	0.45
67-64-1	Acetone	65	B	16	5.2
71-43-2	Benzene	4.1	U	4.1	0.19
108-86-1	Bromobenzene	4.1	U	4.1	0.27
74-97-5	Bromochloromethane	4.1	U	4.1	0.59
75-27-4	Bromodichloromethane	4.1	U	4.1	0.23
75-25-2	Bromoform	4.1	U	4.1	0.27
74-83-9	Bromomethane	4.1	U	4.1	0.45
75-15-0	Carbon disulfide	4.1	U	4.1	0.36

FORM I
GC/MS VOA ORGANICS ANALYSIS DATA SHEET

Lab Name: TestAmerica Canton | Job No.: 240-28500-1

SDG No.:

Client Sample ID: DR-SB-215-0-02 | Lab Sample ID: 240-28500-5

Matrix: Solid | Lab File ID: UX87242.D

Analysis Method: 8260B | Date Collected: 08/28/2013 10:40

Sample wt/vol: 6.58(g) | Date Analyzed: 09/06/2013 10:37

Soil Aliquot Vol: | Dilution Factor: 1

Soil Extract Vol.: | GC Column: DB-624 ID: 0.18(mm)

% Moisture: 7.8 | Level: (low/med) Low

Analysis Batch No.: 100346 | Units: ug/Kg

CAS NO.	COMPOUND NAME	RESULT	Q	RL	MDL
56-23-5	Carbon tetrachloride	4.1	U	4.1	0.31
108-90-7	Chlorobenzene	4.1	U	4.1	0.27
75-00-3	Chloroethane	4.1	U	4.1	0.71
67-66-3	Chloroform	4.1	U	4.1	0.24
74-87-3	Chloromethane	4.1	U	4.1	0.34
156-59-2	cis-1,2-Dichloroethene	4.1	U	4.1	0.30
10061-01-5	cis-1,3-Dichloropropene	4.1	U	4.1	0.28
124-48-1	Dibromochloromethane	4.1	U	4.1	0.45
74-95-3	Dibromomethane	4.1	U	4.1	0.52
75-71-8	Dichlorodifluoromethane	4.1	U	4.1	0.41
108-20-3	Diisopropyl ether	8.2	U	8.2	1.2
100-41-4	Ethylbenzene	4.1	U	4.1	0.21
637-92-3	Ethyl-t-butyl ether (ETBE)	4.1	U	4.1	0.18
87-68-3	Hexachlorobutadiene	4.1	U	4.1	0.99
98-82-8	Isopropylbenzene	4.1	U	4.1	0.13
1634-04-4	Methyl tert-butyl ether	4.1	U	4.1	0.35
75-09-2	Methylene Chloride	4.1	U	4.1	0.55
179601-23-1	m-Xylene & p-Xylene	8.2	U	8.2	0.99
91-20-3	Naphthalene	4.1	U	4.1	0.16
104-51-8	n-Butylbenzene	4.1	U	4.1	0.19
103-65-1	n-Propylbenzene	4.1	U	4.1	0.33
95-47-6	o-Xylene	4.1	U	4.1	0.29
99-87-6	p-Isopropyltoluene	4.1	U	4.1	0.17
135-98-8	sec-Butylbenzene	4.1	U	4.1	0.15
100-42-5	Styrene	4.1	U	4.1	0.12
994-05-8	Tert-amyl-methyl ether (TAME)	4.1	U	4.1	0.31
75-65-0	tert-Butyl alcohol	160	U	160	6.3
98-06-6	tert-Butylbenzene	4.1	U	4.1	0.24
127-18-4	Tetrachloroethene	4.1	U *	4.1	0.43
108-88-3	Toluene	4.1	U	4.1	0.22
156-60-5	trans-1,2-Dichloroethene	4.1	U	4.1	0.34
10061-02-6	trans-1,3-Dichloropropene	4.1	U	4.1	0.45
79-01-6	Trichloroethene	4.1	U	4.1	0.35
75-69-4	Trichlorofluoromethane	4.1	U	4.1	0.28
108-05-4	Vinyl acetate	8.2	U	8.2	0.21
75-01-4	Vinyl chloride	4.1	U	4.1	0.32

FORM I
GC/MS VOA ORGANICS ANALYSIS DATA SHEET

Lab Name: TestAmerica Canton | Job No.: 240-28500-1

SDG No.:

Client Sample ID: DR-SB-215-0-02 | Lab Sample ID: 240-28500-5

Matrix: Solid | Lab File ID: UX87242.D

Analysis Method: 8260B | Date Collected: 08/28/2013 10:40

Sample wt/vol: 6.58(g) | Date Analyzed: 09/06/2013 10:37

Soil Aliquot Vol: | Dilution Factor: 1

Soil Extract Vol.: | GC Column: DB-624 ID: 0.18(mm)

% Moisture: 7.8 | Level: (low/med) Low

Analysis Batch No.: 100346 | Units: ug/Kg

CAS NO.	COMPOUND NAME	RESULT	Q	RL	MDL
1330-20-7	Xylenes, Total	8.2	U	8.2	0.29

CAS NO.	SURROGATE	%REC	Q	LIMITS
17060-07-0	1,2-Dichloroethane-d4 (Surr)	94		58-123
460-00-4	4-Bromofluorobenzene (Surr)	89		52-136
1868-53-7	Dibromofluoromethane (Surr)	100		37-132
2037-26-5	Toluene-d8 (Surr)	99		67-125

FORM I
GC/MS VOA ORGANICS ANALYSIS DATA SHEET

Lab Name: TestAmerica Canton Job No.: 240-28500-1

SDG No.:

Client Sample ID: DR-SB-215-06-08 Lab Sample ID: 240-28500-6

Matrix: Solid Lab File ID: UX87243.D

Analysis Method: 8260B Date Collected: 08/28/2013 10:45

Sample wt/vol: 6.98(g) Date Analyzed: 09/06/2013 10:59

Soil Aliquot Vol: Dilution Factor: 1

Soil Extract Vol.: GC Column: DB-624 ID: 0.18(mm)

% Moisture: 23.2 Level: (low/med) Low

Analysis Batch No.: 100346 Units: ug/Kg

CAS NO.	COMPOUND NAME	RESULT	Q	RL	MDL
630-20-6	1,1,1,2-Tetrachloroethane	4.7	U	4.7	0.58
71-55-6	1,1,1-Trichloroethane	4.7	U	4.7	0.52
79-34-5	1,1,2,2-Tetrachloroethane	4.7	U	4.7	0.32
76-13-1	1,1,2-Trichloro-1,2,2-trichfluoroeth ane	4.7	U	4.7	1.2
75-34-3	1,1-Dichloroethane	4.7	U	4.7	0.34
75-35-4	1,1-Dichloroethene	4.7	U	4.7	0.49
563-58-6	1,1-Dichloropropene	4.7	U *	4.7	0.28
87-61-6	1,2,3-Trichlorobenzene	4.7	U	4.7	0.35
96-18-4	1,2,3-Trichloropropane	4.7	U	4.7	0.84
526-73-8	1,2,3-Trimethylbenzene	4.7	U	4.7	0.16
120-82-1	1,2,4-Trichlorobenzene	4.7	U	4.7	0.25
95-63-6	1,2,4-Trimethylbenzene	4.7	U	4.7	0.61
96-12-8	1,2-Dibromo-3-Chloropropane	9.3	U	9.3	1.2
106-93-4	1,2-Dibromoethane	4.7	U	4.7	0.47
95-50-1	1,2-Dichlorobenzene	4.7	U	4.7	0.34
107-06-2	1,2-Dichloroethane	4.7	U	4.7	0.32
78-87-5	1,2-Dichloropropane	4.7	U	4.7	0.64
541-73-1	1,3-Dichlorobenzene	4.7	U	4.7	0.33
142-28-9	1,3-Dichloropropane	4.7	U	4.7	0.32
106-46-7	1,4-Dichlorobenzene	4.7	U	4.7	0.62
594-20-7	2,2-Dichloropropane	4.7	U	4.7	0.88
78-93-3	2-Butanone	19	U	19	1.3
110-75-8	2-Chloroethyl vinyl ether	47	U	47	1.3
95-49-8	2-Chlorotoluene	4.7	U	4.7	0.37
591-78-6	2-Hexanone	19	U	19	0.59
106-43-4	4-Chlorotoluene	4.7	U	4.7	0.38
108-10-1	4-Methyl-2-pentanone	19	U	19	0.50
67-64-1	Acetone	46	B	19	5.9
71-43-2	Benzene	4.7	U	4.7	0.21
108-86-1	Bromobenzene	4.7	U	4.7	0.31
74-97-5	Bromochloromethane	4.7	U	4.7	0.66
75-27-4	Bromodichloromethane	4.7	U	4.7	0.26
75-25-2	Bromoform	4.7	U	4.7	0.31
74-83-9	Bromomethane	4.7	U	4.7	0.50
75-15-0	Carbon disulfide	4.7	U	4.7	0.41

FORM I
GC/MS VOA ORGANICS ANALYSIS DATA SHEET

Lab Name: TestAmerica Canton | Job No.: 240-28500-1

SDG No.:

Client Sample ID: DR-SB-215-06-08 | Lab Sample ID: 240-28500-6

Matrix: Solid | Lab File ID: UX87243.D

Analysis Method: 8260B | Date Collected: 08/28/2013 10:45

Sample wt/vol: 6.98(g) | Date Analyzed: 09/06/2013 10:59

Soil Aliquot Vol: | Dilution Factor: 1

Soil Extract Vol.: | GC Column: DB-624 ID: 0.18(mm)

% Moisture: 23.2 | Level: (low/med) Low

Analysis Batch No.: 100346 | Units: ug/Kg

CAS NO.	COMPOUND NAME	RESULT	Q	RL	MDL
56-23-5	Carbon tetrachloride	4.7	U	4.7	0.35
108-90-7	Chlorobenzene	4.7	U	4.7	0.31
75-00-3	Chloroethane	4.7	U	4.7	0.80
67-66-3	Chloroform	4.7	U	4.7	0.27
74-87-3	Chloromethane	4.7	U	4.7	0.38
156-59-2	cis-1,2-Dichloroethene	11		4.7	0.34
10061-01-5	cis-1,3-Dichloropropene	4.7	U	4.7	0.32
124-48-1	Dibromochloromethane	4.7	U	4.7	0.51
74-95-3	Dibromomethane	4.7	U	4.7	0.59
75-71-8	Dichlorodifluoromethane	4.7	U	4.7	0.47
108-20-3	Diisopropyl ether	9.3	U	9.3	1.4
100-41-4	Ethylbenzene	4.7	U	4.7	0.24
637-92-3	Ethyl-t-butyl ether (ETBE)	4.7	U	4.7	0.21
87-68-3	Hexachlorobutadiene	4.7	U	4.7	1.1
98-82-8	Isopropylbenzene	4.7	U	4.7	0.15
1634-04-4	Methyl tert-butyl ether	4.7	U	4.7	0.40
75-09-2	Methylene Chloride	4.7	U	4.7	0.63
179601-23-1	m-Xylene & p-Xylene	9.3	U	9.3	1.1
91-20-3	Naphthalene	4.7	U	4.7	0.18
104-51-8	n-Butylbenzene	4.7	U	4.7	0.21
103-65-1	n-Propylbenzene	4.7	U	4.7	0.37
95-47-6	o-Xylene	4.7	U	4.7	0.33
99-87-6	p-Isopropyltoluene	4.7	U	4.7	0.20
135-98-8	sec-Butylbenzene	4.7	U	4.7	0.17
100-42-5	Styrene	4.7	U	4.7	0.14
994-05-8	Tert-amyl-methyl ether (TAME)	4.7	U	4.7	0.35
75-65-0	tert-Butyl alcohol	190	U	190	7.1
98-06-6	tert-Butylbenzene	4.7	U	4.7	0.27
127-18-4	Tetrachloroethene	4.7	U *	4.7	0.49
108-88-3	Toluene	0.56	J B	4.7	0.25
156-60-5	trans-1,2-Dichloroethene	4.7	U	4.7	0.38
10061-02-6	trans-1,3-Dichloropropene	4.7	U	4.7	0.50
79-01-6	Trichloroethene	4.7	U	4.7	0.39
75-69-4	Trichlorofluoromethane	4.7	U	4.7	0.32
108-05-4	Vinyl acetate	9.3	U	9.3	0.23
75-01-4	Vinyl chloride	13		4.7	0.36

FORM I
GC/MS VOA ORGANICS ANALYSIS DATA SHEET

Lab Name: TestAmerica Canton Job No.: 240-28500-1

SDG No.:

Client Sample ID: DR-SB-215-06-08 Lab Sample ID: 240-28500-6

Matrix: Solid Lab File ID: UX87243.D

Analysis Method: 8260B Date Collected: 08/28/2013 10:45

Sample wt/vol: 6.98(g) Date Analyzed: 09/06/2013 10:59

Soil Aliquot Vol: Dilution Factor: 1

Soil Extract Vol.: GC Column: DB-624 ID: 0.18(mm)

% Moisture: 23.2 Level: (low/med) Low

Analysis Batch No.: 100346 Units: ug/Kg

CAS NO.	COMPOUND NAME	RESULT	Q	RL	MDL
1330-20-7	Xylenes, Total	9.3	U	9.3	0.33

CAS NO.	SURROGATE	%REC	Q	LIMITS
17060-07-0	1,2-Dichloroethane-d4 (Surr)	98		58-123
460-00-4	4-Bromofluorobenzene (Surr)	85		52-136
1868-53-7	Dibromofluoromethane (Surr)	96		37-132
2037-26-5	Toluene-d8 (Surr)	89		67-125

FORM I
GC/MS VOA ORGANICS ANALYSIS DATA SHEET

Lab Name: TestAmerica Canton Job No.: 240-28500-1

SDG No.:

Client Sample ID: DR-SB-216-02-04 Lab Sample ID: 240-28500-7

Matrix: Solid Lab File ID: UX87244.D

Analysis Method: 8260B Date Collected: 08/28/2013 11:50

Sample wt/vol: 7.65(g) Date Analyzed: 09/06/2013 11:20

Soil Aliquot Vol: Dilution Factor: 1

Soil Extract Vol.: GC Column: DB-624 ID: 0.18(mm)

% Moisture: 19.5 Level: (low/med) Low

Analysis Batch No.: 100346 Units: ug/Kg

CAS NO.	COMPOUND NAME	RESULT	Q	RL	MDL
630-20-6	1,1,1,2-Tetrachloroethane	4.1	U	4.1	0.50
71-55-6	1,1,1-Trichloroethane	4.1	U	4.1	0.45
79-34-5	1,1,2,2-Tetrachloroethane	4.1	U	4.1	0.28
76-13-1	1,1,2-Trichloro-1,2,2-trichfluoroeth ane	4.1	U	4.1	1.1
75-34-3	1,1-Dichloroethane	4.1	U	4.1	0.29
75-35-4	1,1-Dichloroethene	4.1	U	4.1	0.42
563-58-6	1,1-Dichloropropene	4.1	U *	4.1	0.24
87-61-6	1,2,3-Trichlorobenzene	4.1	U	4.1	0.31
96-18-4	1,2,3-Trichloropropane	4.1	U	4.1	0.73
526-73-8	1,2,3-Trimethylbenzene	4.1	U	4.1	0.14
120-82-1	1,2,4-Trichlorobenzene	4.1	U	4.1	0.22
95-63-6	1,2,4-Trimethylbenzene	4.1	U	4.1	0.53
96-12-8	1,2-Dibromo-3-Chloropropane	8.1	U	8.1	1.1
106-93-4	1,2-Dibromoethane	4.1	U	4.1	0.41
95-50-1	1,2-Dichlorobenzene	4.1	U	4.1	0.29
107-06-2	1,2-Dichloroethane	4.1	U	4.1	0.28
78-87-5	1,2-Dichloropropane	4.1	U	4.1	0.56
541-73-1	1,3-Dichlorobenzene	4.1	U	4.1	0.28
142-28-9	1,3-Dichloropropane	4.1	U	4.1	0.28
106-46-7	1,4-Dichlorobenzene	4.1	U	4.1	0.54
594-20-7	2,2-Dichloropropane	4.1	U	4.1	0.76
78-93-3	2-Butanone	2.6	J	16	1.1
110-75-8	2-Chloroethyl vinyl ether	41	U	41	1.1
95-49-8	2-Chlorotoluene	4.1	U	4.1	0.32
591-78-6	2-Hexanone	16	U	16	0.51
106-43-4	4-Chlorotoluene	4.1	U	4.1	0.33
108-10-1	4-Methyl-2-pentanone	16	U	16	0.44
67-64-1	Acetone	38	B	16	5.1
71-43-2	Benzene	4.1	U	4.1	0.19
108-86-1	Bromobenzene	4.1	U	4.1	0.27
74-97-5	Bromochloromethane	4.1	U	4.1	0.58
75-27-4	Bromodichloromethane	4.1	U	4.1	0.23
75-25-2	Bromoform	4.1	U	4.1	0.27
74-83-9	Bromomethane	4.1	U	4.1	0.44
75-15-0	Carbon disulfide	4.1	U	4.1	0.36

FORM I
GC/MS VOA ORGANICS ANALYSIS DATA SHEET

Lab Name: TestAmerica Canton Job No.: 240-28500-1

SDG No.:

Client Sample ID: DR-SB-216-02-04 Lab Sample ID: 240-28500-7

Matrix: Solid Lab File ID: UX87244.D

Analysis Method: 8260B Date Collected: 08/28/2013 11:50

Sample wt/vol: 7.65(g) Date Analyzed: 09/06/2013 11:20

Soil Aliquot Vol: Dilution Factor: 1

Soil Extract Vol.: GC Column: DB-624 ID: 0.18(mm)

% Moisture: 19.5 Level: (low/med) Low

Analysis Batch No.: 100346 Units: ug/Kg

CAS NO.	COMPOUND NAME	RESULT	Q	RL	MDL
56-23-5	Carbon tetrachloride	4.1	U	4.1	0.30
108-90-7	Chlorobenzene	4.1	U	4.1	0.27
75-00-3	Chloroethane	4.1	U	4.1	0.70
67-66-3	Chloroform	4.1	U	4.1	0.24
74-87-3	Chloromethane	4.1	U	4.1	0.33
156-59-2	cis-1,2-Dichloroethene	4.1	U	4.1	0.29
10061-01-5	cis-1,3-Dichloropropene	4.1	U	4.1	0.28
124-48-1	Dibromochloromethane	4.1	U	4.1	0.45
74-95-3	Dibromomethane	4.1	U	4.1	0.51
75-71-8	Dichlorodifluoromethane	4.1	U	4.1	0.41
108-20-3	Diisopropyl ether	8.1	U	8.1	1.2
100-41-4	Ethylbenzene	4.1	U	4.1	0.21
637-92-3	Ethyl-t-butyl ether (ETBE)	4.1	U	4.1	0.18
87-68-3	Hexachlorobutadiene	4.1	U	4.1	0.97
98-82-8	Isopropylbenzene	4.1	U	4.1	0.13
1634-04-4	Methyl tert-butyl ether	4.1	U	4.1	0.35
75-09-2	Methylene Chloride	4.1	U	4.1	0.54
179601-23-1	m-Xylene & p-Xylene	8.1	U	8.1	0.97
91-20-3	Naphthalene	4.1	U	4.1	0.15
104-51-8	n-Butylbenzene	4.1	U	4.1	0.19
103-65-1	n-Propylbenzene	4.1	U	4.1	0.32
95-47-6	o-Xylene	4.1	U	4.1	0.28
99-87-6	p-Isopropyltoluene	4.1	U	4.1	0.17
135-98-8	sec-Butylbenzene	4.1	U	4.1	0.15
100-42-5	Styrene	4.1	U	4.1	0.12
994-05-8	Tert-amyl-methyl ether (TAME)	4.1	U	4.1	0.30
75-65-0	tert-Butyl alcohol	160	U	160	6.2
98-06-6	tert-Butylbenzene	4.1	U	4.1	0.24
127-18-4	Tetrachloroethene	4.1	U *	4.1	0.42
108-88-3	Toluene	4.1	U	4.1	0.22
156-60-5	trans-1,2-Dichloroethene	4.1	U	4.1	0.33
10061-02-6	trans-1,3-Dichloropropene	4.1	U	4.1	0.44
79-01-6	Trichloroethene	4.1	U	4.1	0.34
75-69-4	Trichlorofluoromethane	4.1	U	4.1	0.28
108-05-4	Vinyl acetate	8.1	U	8.1	0.20
75-01-4	Vinyl chloride	4.1	U	4.1	0.32

FORM I
GC/MS VOA ORGANICS ANALYSIS DATA SHEET

Lab Name: TestAmerica Canton Job No.: 240-28500-1

SDG No.:

Client Sample ID: DR-SB-216-02-04 Lab Sample ID: 240-28500-7

Matrix: Solid Lab File ID: UX87244.D

Analysis Method: 8260B Date Collected: 08/28/2013 11:50

Sample wt/vol: 7.65(g) Date Analyzed: 09/06/2013 11:20

Soil Aliquot Vol: Dilution Factor: 1

Soil Extract Vol.: GC Column: DB-624 ID: 0.18(mm)

% Moisture: 19.5 Level: (low/med) Low

Analysis Batch No.: 100346 Units: ug/Kg

CAS NO.	COMPOUND NAME	RESULT	Q	RL	MDL
1330-20-7	Xylenes, Total	8.1	U	8.1	0.28

CAS NO.	SURROGATE	%REC	Q	LIMITS
17060-07-0	1,2-Dichloroethane-d4 (Surr)	106		58-123
460-00-4	4-Bromofluorobenzene (Surr)	94		52-136
1868-53-7	Dibromofluoromethane (Surr)	106		37-132
2037-26-5	Toluene-d8 (Surr)	101		67-125

FORM I
GC/MS VOA ORGANICS ANALYSIS DATA SHEET

Lab Name: TestAmerica Canton Job No.: 240-28500-1

SDG No.:

Client Sample ID: DR-SB-216-06-08 Lab Sample ID: 240-28500-8

Matrix: Solid Lab File ID: UX87264.D

Analysis Method: 8260B Date Collected: 08/28/2013 11:55

Sample wt/vol: 6.48(g) Date Analyzed: 09/08/2013 02:09

Soil Aliquot Vol: Dilution Factor: 1

Soil Extract Vol.: GC Column: DB-624 ID: 0.18(mm)

% Moisture: 5.5 Level: (low/med) Low

Analysis Batch No.: 100560 Units: ug/Kg

CAS NO.	COMPOUND NAME	RESULT	Q	RL	MDL
630-20-6	1,1,1,2-Tetrachloroethane	4.1	U	4.1	0.51
71-55-6	1,1,1-Trichloroethane	4.1	U	4.1	0.46
79-34-5	1,1,2,2-Tetrachloroethane	4.1	U	4.1	0.28
76-13-1	1,1,2-Trichloro-1,2,2-trichfluoroeth ane	4.1	U	4.1	1.1
75-34-3	1,1-Dichloroethane	4.1	U	4.1	0.29
75-35-4	1,1-Dichloroethene	4.1	U	4.1	0.42
563-58-6	1,1-Dichloropropene	4.1	U *	4.1	0.24
87-61-6	1,2,3-Trichlorobenzene	4.1	U	4.1	0.31
96-18-4	1,2,3-Trichloropropane	4.1	U	4.1	0.73
526-73-8	1,2,3-Trimethylbenzene	4.1	U	4.1	0.14
120-82-1	1,2,4-Trichlorobenzene	4.1	U	4.1	0.22
95-63-6	1,2,4-Trimethylbenzene	4.1	U	4.1	0.53
96-12-8	1,2-Dibromo-3-Chloropropane	8.2	U	8.2	1.1
106-93-4	1,2-Dibromoethane	4.1	U	4.1	0.41
95-50-1	1,2-Dichlorobenzene	4.1	U	4.1	0.29
107-06-2	1,2-Dichloroethane	4.1	U	4.1	0.28
78-87-5	1,2-Dichloropropane	4.1	U	4.1	0.56
541-73-1	1,3-Dichlorobenzene	4.1	U	4.1	0.29
142-28-9	1,3-Dichloropropane	4.1	U	4.1	0.28
106-46-7	1,4-Dichlorobenzene	4.1	U	4.1	0.54
594-20-7	2,2-Dichloropropane	4.1	U	4.1	0.77
78-93-3	2-Butanone	16	U	16	1.1
110-75-8	2-Chloroethyl vinyl ether	41	U	41	1.1
95-49-8	2-Chlorotoluene	4.1	U	4.1	0.33
591-78-6	2-Hexanone	16	U	16	0.51
106-43-4	4-Chlorotoluene	4.1	U	4.1	0.33
108-10-1	4-Methyl-2-pentanone	16	U	16	0.44
67-64-1	Acetone	23	B	16	5.1
71-43-2	Benzene	4.1	U	4.1	0.19
108-86-1	Bromobenzene	4.1	U	4.1	0.27
74-97-5	Bromochloromethane	4.1	U	4.1	0.58
75-27-4	Bromodichloromethane	4.1	U	4.1	0.23
75-25-2	Bromoform	4.1	U	4.1	0.27
74-83-9	Bromomethane	4.1	U	4.1	0.44
75-15-0	Carbon disulfide	4.1	U	4.1	0.36

FORM I
GC/MS VOA ORGANICS ANALYSIS DATA SHEET

Lab Name: TestAmerica Canton Job No.: 240-28500-1

SDG No.:

Client Sample ID: DR-SB-216-06-08 Lab Sample ID: 240-28500-8

Matrix: Solid Lab File ID: UX87264.D

Analysis Method: 8260B Date Collected: 08/28/2013 11:55

Sample wt/vol: 6.48(g) Date Analyzed: 09/08/2013 02:09

Soil Aliquot Vol: Dilution Factor: 1

Soil Extract Vol.: GC Column: DB-624 ID: 0.18(mm)

% Moisture: 5.5 Level: (low/med) Low

Analysis Batch No.: 100560 Units: ug/Kg

CAS NO.	COMPOUND NAME	RESULT	Q	RL	MDL
56-23-5	Carbon tetrachloride	4.1	U	4.1	0.30
108-90-7	Chlorobenzene	4.1	U	4.1	0.27
75-00-3	Chloroethane	4.1	U	4.1	0.70
67-66-3	Chloroform	4.1	U	4.1	0.24
74-87-3	Chloromethane	4.1	U	4.1	0.33
156-59-2	cis-1,2-Dichloroethene	2.9	J	4.1	0.29
10061-01-5	cis-1,3-Dichloropropene	4.1	U	4.1	0.28
124-48-1	Dibromochloromethane	4.1	U	4.1	0.45
74-95-3	Dibromomethane	4.1	U	4.1	0.51
75-71-8	Dichlorodifluoromethane	4.1	U	4.1	0.41
108-20-3	Diisopropyl ether	8.2	U	8.2	1.2
100-41-4	Ethylbenzene	4.1	U	4.1	0.21
637-92-3	Ethyl-t-butyl ether (ETBE)	4.1	U	4.1	0.18
87-68-3	Hexachlorobutadiene	4.1	U	4.1	0.98
98-82-8	Isopropylbenzene	4.1	U	4.1	0.13
1634-04-4	Methyl tert-butyl ether	4.1	U	4.1	0.35
75-09-2	Methylene Chloride	4.1	U	4.1	0.55
179601-23-1	m-Xylene & p-Xylene	8.2	U	8.2	0.98
91-20-3	Naphthalene	4.1	U	4.1	0.16
104-51-8	n-Butylbenzene	4.1	U	4.1	0.19
103-65-1	n-Propylbenzene	4.1	U	4.1	0.33
95-47-6	o-Xylene	4.1	U	4.1	0.29
99-87-6	p-Isopropyltoluene	4.1	U	4.1	0.17
135-98-8	sec-Butylbenzene	4.1	U	4.1	0.15
100-42-5	Styrene	4.1	U	4.1	0.12
994-05-8	Tert-amyl-methyl ether (TAME)	4.1	U	4.1	0.30
75-65-0	tert-Butyl alcohol	160	U	160	6.2
98-06-6	tert-Butylbenzene	4.1	U	4.1	0.24
127-18-4	Tetrachloroethene	4.1	U	4.1	0.42
108-88-3	Toluene	4.1	U	4.1	0.22
156-60-5	trans-1,2-Dichloroethene	4.1	U	4.1	0.33
10061-02-6	trans-1,3-Dichloropropene	4.1	U	4.1	0.44
79-01-6	Trichloroethene	4.1	U	4.1	0.34
75-69-4	Trichlorofluoromethane	4.1	U	4.1	0.28
108-05-4	Vinyl acetate	8.2	U	8.2	0.20
75-01-4	Vinyl chloride	2.0	J	4.1	0.32

FORM I
GC/MS VOA ORGANICS ANALYSIS DATA SHEET

Lab Name: TestAmerica Canton Job No.: 240-28500-1

SDG No.:

Client Sample ID: DR-SB-216-06-08 Lab Sample ID: 240-28500-8

Matrix: Solid Lab File ID: UX87264.D

Analysis Method: 8260B Date Collected: 08/28/2013 11:55

Sample wt/vol: 6.48(g) Date Analyzed: 09/08/2013 02:09

Soil Aliquot Vol: Dilution Factor: 1

Soil Extract Vol.: GC Column: DB-624 ID: 0.18(mm)

% Moisture: 5.5 Level: (low/med) Low

Analysis Batch No.: 100560 Units: ug/Kg

CAS NO.	COMPOUND NAME	RESULT	Q	RL	MDL
1330-20-7	Xylenes, Total	8.2	U	8.2	0.29

CAS NO.	SURROGATE	%REC	Q	LIMITS
17060-07-0	1,2-Dichloroethane-d4 (Surr)	90		58-123
460-00-4	4-Bromofluorobenzene (Surr)	90		52-136
1868-53-7	Dibromofluoromethane (Surr)	95		37-132
2037-26-5	Toluene-d8 (Surr)	102		67-125

FORM I
GC/MS VOA ORGANICS ANALYSIS DATA SHEET

Lab Name: TestAmerica Canton Job No.: 240-28500-1

SDG No.:

Client Sample ID: DR-SB-217-02-04 Lab Sample ID: 240-28500-9

Matrix: Solid Lab File ID: UX87265.D

Analysis Method: 8260B Date Collected: 08/28/2013 14:10

Sample wt/vol: 7.23(g) Date Analyzed: 09/08/2013 02:38

Soil Aliquot Vol: Dilution Factor: 1

Soil Extract Vol.: GC Column: DB-624 ID: 0.18(mm)

% Moisture: 12.2 Level: (low/med) Low

Analysis Batch No.: 100560 Units: ug/Kg

CAS NO.	COMPOUND NAME	RESULT	Q	RL	MDL
630-20-6	1,1,1,2-Tetrachloroethane	3.9	U	3.9	0.49
71-55-6	1,1,1-Trichloroethane	3.9	U	3.9	0.44
79-34-5	1,1,2,2-Tetrachloroethane	3.9	U	3.9	0.27
76-13-1	1,1,2-Trichloro-1,2,2-trichfluoroeth ane	3.9	U	3.9	1.0
75-34-3	1,1-Dichloroethane	3.9	U	3.9	0.28
75-35-4	1,1-Dichloroethene	3.9	U	3.9	0.41
563-58-6	1,1-Dichloropropene	3.9	U *	3.9	0.24
87-61-6	1,2,3-Trichlorobenzene	3.9	U	3.9	0.30
96-18-4	1,2,3-Trichloropropane	3.9	U	3.9	0.71
526-73-8	1,2,3-Trimethylbenzene	3.9	U	3.9	0.13
120-82-1	1,2,4-Trichlorobenzene	3.9	U	3.9	0.21
95-63-6	1,2,4-Trimethylbenzene	3.9	U	3.9	0.51
96-12-8	1,2-Dibromo-3-Chloropropane	7.9	U	7.9	1.0
106-93-4	1,2-Dibromoethane	3.9	U	3.9	0.39
95-50-1	1,2-Dichlorobenzene	3.9	U	3.9	0.28
107-06-2	1,2-Dichloroethane	3.9	U	3.9	0.27
78-87-5	1,2-Dichloropropane	3.9	U	3.9	0.54
541-73-1	1,3-Dichlorobenzene	3.9	U	3.9	0.28
142-28-9	1,3-Dichloropropane	3.9	U	3.9	0.27
106-46-7	1,4-Dichlorobenzene	3.9	U	3.9	0.52
594-20-7	2,2-Dichloropropane	3.9	U	3.9	0.74
78-93-3	2-Butanone	16	U	16	1.1
110-75-8	2-Chloroethyl vinyl ether	39	U	39	1.1
95-49-8	2-Chlorotoluene	3.9	U	3.9	0.31
591-78-6	2-Hexanone	16	U	16	0.50
106-43-4	4-Chlorotoluene	3.9	U	3.9	0.32
108-10-1	4-Methyl-2-pentanone	16	U	16	0.43
67-64-1	Acetone	16	U	16	5.0
71-43-2	Benzene	3.9	U	3.9	0.18
108-86-1	Bromobenzene	3.9	U	3.9	0.26
74-97-5	Bromochloromethane	3.9	U	3.9	0.56
75-27-4	Bromodichloromethane	3.9	U	3.9	0.22
75-25-2	Bromoform	3.9	U	3.9	0.26
74-83-9	Bromomethane	3.9	U	3.9	0.43
75-15-0	Carbon disulfide	3.9	U	3.9	0.35

FORM I
GC/MS VOA ORGANICS ANALYSIS DATA SHEET

Lab Name: TestAmerica Canton Job No.: 240-28500-1

SDG No.:

Client Sample ID: DR-SB-217-02-04 Lab Sample ID: 240-28500-9

Matrix: Solid Lab File ID: UX87265.D

Analysis Method: 8260B Date Collected: 08/28/2013 14:10

Sample wt/vol: 7.23(g) Date Analyzed: 09/08/2013 02:38

Soil Aliquot Vol: Dilution Factor: 1

Soil Extract Vol.: GC Column: DB-624 ID: 0.18(mm)

% Moisture: 12.2 Level: (low/med) Low

Analysis Batch No.: 100560 Units: ug/Kg

CAS NO.	COMPOUND NAME	RESULT	Q	RL	MDL
56-23-5	Carbon tetrachloride	3.9	U	3.9	0.29
108-90-7	Chlorobenzene	3.9	U	3.9	0.26
75-00-3	Chloroethane	3.9	U	3.9	0.68
67-66-3	Chloroform	3.9	U	3.9	0.23
74-87-3	Chloromethane	3.9	U	3.9	0.32
156-59-2	cis-1,2-Dichloroethene	0.28	J	3.9	0.28
10061-01-5	cis-1,3-Dichloropropene	3.9	U	3.9	0.27
124-48-1	Dibromochloromethane	3.9	U	3.9	0.43
74-95-3	Dibromomethane	3.9	U	3.9	0.50
75-71-8	Dichlorodifluoromethane	3.9	U	3.9	0.39
108-20-3	Diisopropyl ether	7.9	U	7.9	1.2
100-41-4	Ethylbenzene	3.9	U	3.9	0.20
637-92-3	Ethyl-t-butyl ether (ETBE)	3.9	U	3.9	0.17
87-68-3	Hexachlorobutadiene	3.9	U	3.9	0.94
98-82-8	Isopropylbenzene	3.9	U	3.9	0.13
1634-04-4	Methyl tert-butyl ether	3.9	U	3.9	0.34
75-09-2	Methylene Chloride	3.9	U	3.9	0.53
179601-23-1	m-Xylene & p-Xylene	7.9	U	7.9	0.94
91-20-3	Naphthalene	3.9	U	3.9	0.15
104-51-8	n-Butylbenzene	3.9	U	3.9	0.18
103-65-1	n-Propylbenzene	3.9	U	3.9	0.31
95-47-6	o-Xylene	3.9	U	3.9	0.28
99-87-6	p-Isopropyltoluene	3.9	U	3.9	0.17
135-98-8	sec-Butylbenzene	3.9	U	3.9	0.14
100-42-5	Styrene	3.9	U	3.9	0.12
994-05-8	Tert-amyl-methyl ether (TAME)	3.9	U	3.9	0.29
75-65-0	tert-Butyl alcohol	160	U	160	6.0
98-06-6	tert-Butylbenzene	3.9	U	3.9	0.23
127-18-4	Tetrachloroethene	3.9	U	3.9	0.41
108-88-3	Toluene	0.22	J B	3.9	0.21
156-60-5	trans-1,2-Dichloroethene	3.9	U	3.9	0.32
10061-02-6	trans-1,3-Dichloropropene	3.9	U	3.9	0.43
79-01-6	Trichloroethene	3.9	U	3.9	0.33
75-69-4	Trichlorofluoromethane	3.9	U	3.9	0.27
108-05-4	Vinyl acetate	7.9	U	7.9	0.20
75-01-4	Vinyl chloride	3.9	U	3.9	0.31

FORM I
GC/MS VOA ORGANICS ANALYSIS DATA SHEET

Lab Name: TestAmerica Canton | Job No.: 240-28500-1

SDG No.:

Client Sample ID: DR-SB-217-02-04 | Lab Sample ID: 240-28500-9

Matrix: Solid | Lab File ID: UX87265.D

Analysis Method: 8260B | Date Collected: 08/28/2013 14:10

Sample wt/vol: 7.23(g) | Date Analyzed: 09/08/2013 02:38

Soil Aliquot Vol: | Dilution Factor: 1

Soil Extract Vol.: | GC Column: DB-624 ID: 0.18(mm)

% Moisture: 12.2 | Level: (low/med) Low

Analysis Batch No.: 100560 | Units: ug/Kg

CAS NO.	COMPOUND NAME	RESULT	Q	RL	MDL
1330-20-7	Xylenes, Total	7.9	U	7.9	0.28

CAS NO.	SURROGATE	%REC	Q	LIMITS
17060-07-0	1,2-Dichloroethane-d4 (Surr)	93		58-123
460-00-4	4-Bromofluorobenzene (Surr)	64		52-136
1868-53-7	Dibromofluoromethane (Surr)	95		37-132
2037-26-5	Toluene-d8 (Surr)	122		67-125

FORM I
GC/MS VOA ORGANICS ANALYSIS DATA SHEET

Lab Name: TestAmerica Canton Job No.: 240-28500-1

SDG No.:

Client Sample ID: DR-SB-217-06-08 Lab Sample ID: 240-28500-10

Matrix: Solid Lab File ID: UX87266.D

Analysis Method: 8260B Date Collected: 08/28/2013 14:15

Sample wt/vol: 6.78(g) Date Analyzed: 09/08/2013 03:05

Soil Aliquot Vol: Dilution Factor: 1

Soil Extract Vol.: GC Column: DB-624 ID: 0.18(mm)

% Moisture: 10.0 Level: (low/med) Low

Analysis Batch No.: 100560 Units: ug/Kg

CAS NO.	COMPOUND NAME	RESULT	Q	RL	MDL
630-20-6	1,1,1,2-Tetrachloroethane	4.1	U	4.1	0.51
71-55-6	1,1,1-Trichloroethane	4.1	U	4.1	0.46
79-34-5	1,1,2,2-Tetrachloroethane	4.1	U	4.1	0.28
76-13-1	1,1,2-Trichloro-1,2,2-trichfluoroeth ane	4.1	U	4.1	1.1
75-34-3	1,1-Dichloroethane	4.1	U	4.1	0.30
75-35-4	1,1-Dichloroethene	4.1	U	4.1	0.43
563-58-6	1,1-Dichloropropene	4.1	U *	4.1	0.25
87-61-6	1,2,3-Trichlorobenzene	4.1	U	4.1	0.31
96-18-4	1,2,3-Trichloropropane	4.1	U	4.1	0.74
526-73-8	1,2,3-Trimethylbenzene	4.1	U	4.1	0.14
120-82-1	1,2,4-Trichlorobenzene	4.1	U	4.1	0.22
95-63-6	1,2,4-Trimethylbenzene	4.1	U	4.1	0.53
96-12-8	1,2-Dibromo-3-Chloropropane	8.2	U	8.2	1.1
106-93-4	1,2-Dibromoethane	4.1	U	4.1	0.41
95-50-1	1,2-Dichlorobenzene	4.1	U	4.1	0.30
107-06-2	1,2-Dichloroethane	4.1	U	4.1	0.28
78-87-5	1,2-Dichloropropane	4.1	U	4.1	0.57
541-73-1	1,3-Dichlorobenzene	4.1	U	4.1	0.29
142-28-9	1,3-Dichloropropane	4.1	U	4.1	0.28
106-46-7	1,4-Dichlorobenzene	4.1	U	4.1	0.54
594-20-7	2,2-Dichloropropane	4.1	U	4.1	0.77
78-93-3	2-Butanone	16	U	16	1.1
110-75-8	2-Chloroethyl vinyl ether	41	U	41	1.1
95-49-8	2-Chlorotoluene	4.1	U	4.1	0.33
591-78-6	2-Hexanone	16	U	16	0.52
106-43-4	4-Chlorotoluene	4.1	U	4.1	0.34
108-10-1	4-Methyl-2-pentanone	16	U	16	0.44
67-64-1	Acetone	36	B	16	5.2
71-43-2	Benzene	4.1	U	4.1	0.19
108-86-1	Bromobenzene	4.1	U	4.1	0.27
74-97-5	Bromochloromethane	4.1	U	4.1	0.58
75-27-4	Bromodichloromethane	4.1	U	4.1	0.23
75-25-2	Bromoform	4.1	U	4.1	0.27
74-83-9	Bromomethane	4.1	U	4.1	0.44
75-15-0	Carbon disulfide	4.1	U	4.1	0.36

FORM I
GC/MS VOA ORGANICS ANALYSIS DATA SHEET

Lab Name: TestAmerica Canton Job No.: 240-28500-1

SDG No.:

Client Sample ID: DR-SB-217-06-08 Lab Sample ID: 240-28500-10

Matrix: Solid Lab File ID: UX87266.D

Analysis Method: 8260B Date Collected: 08/28/2013 14:15

Sample wt/vol: 6.78(g) Date Analyzed: 09/08/2013 03:05

Soil Aliquot Vol: Dilution Factor: 1

Soil Extract Vol.: GC Column: DB-624 ID: 0.18(mm)

% Moisture: 10.0 Level: (low/med) Low

Analysis Batch No.: 100560 Units: ug/Kg

CAS NO.	COMPOUND NAME	RESULT	Q	RL	MDL
56-23-5	Carbon tetrachloride	4.1	U	4.1	0.30
108-90-7	Chlorobenzene	4.1	U	4.1	0.27
75-00-3	Chloroethane	4.1	U	4.1	0.70
67-66-3	Chloroform	4.1	U	4.1	0.24
74-87-3	Chloromethane	4.1	U	4.1	0.34
156-59-2	cis-1,2-Dichloroethene	4.9		4.1	0.30
10061-01-5	cis-1,3-Dichloropropene	4.1	U	4.1	0.28
124-48-1	Dibromochloromethane	4.1	U	4.1	0.45
74-95-3	Dibromomethane	4.1	U	4.1	0.52
75-71-8	Dichlorodifluoromethane	4.1	U	4.1	0.41
108-20-3	Diisopropyl ether	8.2	U	8.2	1.2
100-41-4	Ethylbenzene	4.1	U	4.1	0.21
637-92-3	Ethyl-t-butyl ether (ETBE)	4.1	U	4.1	0.18
87-68-3	Hexachlorobutadiene	4.1	U	4.1	0.98
98-82-8	Isopropylbenzene	4.1	U	4.1	0.13
1634-04-4	Methyl tert-butyl ether	4.1	U	4.1	0.35
75-09-2	Methylene Chloride	4.1	U	4.1	0.55
179601-23-1	m-Xylene & p-Xylene	8.2	U	8.2	0.98
91-20-3	Naphthalene	4.1	U	4.1	0.16
104-51-8	n-Butylbenzene	4.1	U	4.1	0.19
103-65-1	n-Propylbenzene	4.1	U	4.1	0.33
95-47-6	o-Xylene	4.1	U	4.1	0.29
99-87-6	p-Isopropyltoluene	4.1	U	4.1	0.17
135-98-8	sec-Butylbenzene	4.1	U	4.1	0.15
100-42-5	Styrene	4.1	U	4.1	0.12
994-05-8	Tert-amyl-methyl ether (TAME)	4.1	U	4.1	0.30
75-65-0	tert-Butyl alcohol	160	U	160	6.2
98-06-6	tert-Butylbenzene	4.1	U	4.1	0.24
127-18-4	Tetrachloroethene	4.1	U	4.1	0.43
108-88-3	Toluene	0.47	J B	4.1	0.22
156-60-5	trans-1,2-Dichloroethene	4.1	U	4.1	0.34
10061-02-6	trans-1,3-Dichloropropene	4.1	U	4.1	0.44
79-01-6	Trichloroethene	4.1	U	4.1	0.34
75-69-4	Trichlorofluoromethane	0.32	J	4.1	0.28
108-05-4	Vinyl acetate	8.2	U	8.2	0.20
75-01-4	Vinyl chloride	1.8	J	4.1	0.32

FORM I
GC/MS VOA ORGANICS ANALYSIS DATA SHEET

Lab Name: TestAmerica Canton Job No.: 240-28500-1

SDG No.:

Client Sample ID: DR-SB-217-06-08 Lab Sample ID: 240-28500-10

Matrix: Solid Lab File ID: UX87266.D

Analysis Method: 8260B Date Collected: 08/28/2013 14:15

Sample wt/vol: 6.78(g) Date Analyzed: 09/08/2013 03:05

Soil Aliquot Vol: Dilution Factor: 1

Soil Extract Vol.: GC Column: DB-624 ID: 0.18(mm)

% Moisture: 10.0 Level: (low/med) Low

Analysis Batch No.: 100560 Units: ug/Kg

CAS NO.	COMPOUND NAME	RESULT	Q	RL	MDL
1330-20-7	Xylenes, Total	8.2	U	8.2	0.29

CAS NO.	SURROGATE	%REC	Q	LIMITS
17060-07-0	1,2-Dichloroethane-d4 (Surr)	91		58-123
460-00-4	4-Bromofluorobenzene (Surr)	85		52-136
1868-53-7	Dibromofluoromethane (Surr)	97		37-132
2037-26-5	Toluene-d8 (Surr)	101		67-125

FORM I
GC/MS VOA ORGANICS ANALYSIS DATA SHEET

Lab Name: TestAmerica Canton Job No.: 240-28500-1

SDG No.:

Client Sample ID: DR-SB-218-02-04 Lab Sample ID: 240-28500-11

Matrix: Solid Lab File ID: UX87267.D

Analysis Method: 8260B Date Collected: 08/28/2013 15:00

Sample wt/vol: 6.94(g) Date Analyzed: 09/08/2013 03:27

Soil Aliquot Vol: Dilution Factor: 1

Soil Extract Vol.: GC Column: DB-624 ID: 0.18(mm)

% Moisture: 17.2 Level: (low/med) Low

Analysis Batch No.: 100560 Units: ug/Kg

CAS NO.	COMPOUND NAME	RESULT	Q	RL	MDL
630-20-6	1,1,1,2-Tetrachloroethane	4.3	U	4.3	0.54
71-55-6	1,1,1-Trichloroethane	4.3	U	4.3	0.49
79-34-5	1,1,2,2-Tetrachloroethane	4.3	U	4.3	0.30
76-13-1	1,1,2-Trichloro-1,2,2-trichfluoroeth ane	4.3	U	4.3	1.1
75-34-3	1,1-Dichloroethane	4.3	U	4.3	0.31
75-35-4	1,1-Dichloroethene	4.3	U	4.3	0.45
563-58-6	1,1-Dichloropropene	4.3	U *	4.3	0.26
87-61-6	1,2,3-Trichlorobenzene	4.3	U	4.3	0.33
96-18-4	1,2,3-Trichloropropane	4.3	U	4.3	0.78
526-73-8	1,2,3-Trimethylbenzene	4.3	U	4.3	0.15
120-82-1	1,2,4-Trichlorobenzene	4.3	U	4.3	0.23
95-63-6	1,2,4-Trimethylbenzene	4.3	U	4.3	0.57
96-12-8	1,2-Dibromo-3-Chloropropane	8.7	U	8.7	1.1
106-93-4	1,2-Dibromoethane	4.3	U	4.3	0.43
95-50-1	1,2-Dichlorobenzene	4.3	U	4.3	0.31
107-06-2	1,2-Dichloroethane	4.3	U	4.3	0.30
78-87-5	1,2-Dichloropropane	4.3	U	4.3	0.60
541-73-1	1,3-Dichlorobenzene	4.3	U	4.3	0.30
142-28-9	1,3-Dichloropropane	4.3	U	4.3	0.30
106-46-7	1,4-Dichlorobenzene	4.3	U	4.3	0.57
594-20-7	2,2-Dichloropropane	4.3	U	4.3	0.82
78-93-3	2-Butanone	1.3	J	17	1.2
110-75-8	2-Chloroethyl vinyl ether	43	U	43	1.2
95-49-8	2-Chlorotoluene	4.3	U	4.3	0.35
591-78-6	2-Hexanone	17	U	17	0.55
106-43-4	4-Chlorotoluene	4.3	U	4.3	0.36
108-10-1	4-Methyl-2-pentanone	17	U	17	0.47
67-64-1	Acetone	26	B	17	5.5
71-43-2	Benzene	4.3	U	4.3	0.20
108-86-1	Bromobenzene	4.3	U	4.3	0.29
74-97-5	Bromochloromethane	4.3	U	4.3	0.62
75-27-4	Bromodichloromethane	4.3	U	4.3	0.24
75-25-2	Bromoform	4.3	U	4.3	0.29
74-83-9	Bromomethane	4.3	U	4.3	0.47
75-15-0	Carbon disulfide	4.3	U	4.3	0.38

FORM I
GC/MS VOA ORGANICS ANALYSIS DATA SHEET

Lab Name: TestAmerica Canton Job No.: 240-28500-1

SDG No.:

Client Sample ID: DR-SB-218-02-04 Lab Sample ID: 240-28500-11

Matrix: Solid Lab File ID: UX87267.D

Analysis Method: 8260B Date Collected: 08/28/2013 15:00

Sample wt/vol: 6.94(g) Date Analyzed: 09/08/2013 03:27

Soil Aliquot Vol: Dilution Factor: 1

Soil Extract Vol.: GC Column: DB-624 ID: 0.18(mm)

% Moisture: 17.2 Level: (low/med) Low

Analysis Batch No.: 100560 Units: ug/Kg

CAS NO.	COMPOUND NAME	RESULT	Q	RL	MDL
56-23-5	Carbon tetrachloride	4.3	U	4.3	0.32
108-90-7	Chlorobenzene	4.3	U	4.3	0.29
75-00-3	Chloroethane	4.3	U	4.3	0.75
67-66-3	Chloroform	4.3	U	4.3	0.25
74-87-3	Chloromethane	4.3	U	4.3	0.36
156-59-2	cis-1,2-Dichloroethene	4.3	U	4.3	0.31
10061-01-5	cis-1,3-Dichloropropene	4.3	U	4.3	0.30
124-48-1	Dibromochloromethane	4.3	U	4.3	0.48
74-95-3	Dibromomethane	4.3	U	4.3	0.55
75-71-8	Dichlorodifluoromethane	4.3	U	4.3	0.43
108-20-3	Diisopropyl ether	8.7	U	8.7	1.3
100-41-4	Ethylbenzene	4.3	U	4.3	0.23
637-92-3	Ethyl-t-butyl ether (ETBE)	4.3	U	4.3	0.19
87-68-3	Hexachlorobutadiene	4.3	U	4.3	1.0
98-82-8	Isopropylbenzene	4.3	U	4.3	0.14
1634-04-4	Methyl tert-butyl ether	4.3	U	4.3	0.37
75-09-2	Methylene Chloride	4.3	U	4.3	0.58
179601-23-1	m-Xylene & p-Xylene	8.7	U	8.7	1.0
91-20-3	Naphthalene	5.3		4.3	0.17
104-51-8	n-Butylbenzene	4.3	U	4.3	0.20
103-65-1	n-Propylbenzene	4.3	U	4.3	0.35
95-47-6	o-Xylene	4.3	U	4.3	0.30
99-87-6	p-Isopropyltoluene	4.3	U	4.3	0.18
135-98-8	sec-Butylbenzene	4.3	U	4.3	0.16
100-42-5	Styrene	4.3	U	4.3	0.13
994-05-8	Tert-amyl-methyl ether (TAME)	4.3	U	4.3	0.32
75-65-0	tert-Butyl alcohol	170	U	170	6.6
98-06-6	tert-Butylbenzene	4.3	U	4.3	0.25
127-18-4	Tetrachloroethene	4.3	U	4.3	0.45
108-88-3	Toluene	4.3	U	4.3	0.23
156-60-5	trans-1,2-Dichloroethene	4.3	U	4.3	0.36
10061-02-6	trans-1,3-Dichloropropene	4.3	U	4.3	0.47
79-01-6	Trichloroethene	4.3	U	4.3	0.37
75-69-4	Trichlorofluoromethane	4.3	U	4.3	0.30
108-05-4	Vinyl acetate	8.7	U	8.7	0.22
75-01-4	Vinyl chloride	4.3	U	4.3	0.34

FORM I
GC/MS VOA ORGANICS ANALYSIS DATA SHEET

Lab Name: TestAmerica Canton | Job No.: 240-28500-1

SDG No.:

Client Sample ID: DR-SB-218-02-04 | Lab Sample ID: 240-28500-11

Matrix: Solid | Lab File ID: UX87267.D

Analysis Method: 8260B | Date Collected: 08/28/2013 15:00

Sample wt/vol: 6.94(g) | Date Analyzed: 09/08/2013 03:27

Soil Aliquot Vol: | Dilution Factor: 1

Soil Extract Vol.: | GC Column: DB-624 ID: 0.18(mm)

% Moisture: 17.2 | Level: (low/med) Low

Analysis Batch No.: 100560 | Units: ug/Kg

CAS NO.	COMPOUND NAME	RESULT	Q	RL	MDL
1330-20-7	Xylenes, Total	8.7	U	8.7	0.30

CAS NO.	SURROGATE	%REC	Q	LIMITS
17060-07-0	1,2-Dichloroethane-d4 (Surr)	91		58-123
460-00-4	4-Bromofluorobenzene (Surr)	87		52-136
1868-53-7	Dibromofluoromethane (Surr)	99		37-132
2037-26-5	Toluene-d8 (Surr)	99		67-125

FORM I
GC/MS VOA ORGANICS ANALYSIS DATA SHEET

Lab Name: TestAmerica Canton Job No.: 240-28500-1

SDG No.:

Client Sample ID: DR-SB-218-06-08 Lab Sample ID: 240-28500-12

Matrix: Solid Lab File ID: UX87268.D

Analysis Method: 8260B Date Collected: 08/28/2013 15:05

Sample wt/vol: 7.32(g) Date Analyzed: 09/08/2013 03:48

Soil Aliquot Vol: Dilution Factor: 1

Soil Extract Vol.: GC Column: DB-624 ID: 0.18(mm)

% Moisture: 12.1 Level: (low/med) Low

Analysis Batch No.: 100560 Units: ug/Kg

CAS NO.	COMPOUND NAME	RESULT	Q	RL	MDL
630-20-6	1,1,1,2-Tetrachloroethane	3.9	U	3.9	0.48
71-55-6	1,1,1-Trichloroethane	3.9	U	3.9	0.44
79-34-5	1,1,2,2-Tetrachloroethane	3.9	U	3.9	0.26
76-13-1	1,1,2-Trichloro-1,2,2-trichfluoroeth ane	3.9	U	3.9	1.0
75-34-3	1,1-Dichloroethane	3.9	U	3.9	0.28
75-35-4	1,1-Dichloroethene	3.9	U	3.9	0.40
563-58-6	1,1-Dichloropropene	3.9	U *	3.9	0.23
87-61-6	1,2,3-Trichlorobenzene	3.9	U	3.9	0.30
96-18-4	1,2,3-Trichloropropane	3.9	U	3.9	0.70
526-73-8	1,2,3-Trimethylbenzene	3.9	U	3.9	0.13
120-82-1	1,2,4-Trichlorobenzene	3.9	U	3.9	0.21
95-63-6	1,2,4-Trimethylbenzene	3.9	U	3.9	0.51
96-12-8	1,2-Dibromo-3-Chloropropane	7.8	U	7.8	1.0
106-93-4	1,2-Dibromoethane	3.9	U	3.9	0.39
95-50-1	1,2-Dichlorobenzene	3.9	U	3.9	0.28
107-06-2	1,2-Dichloroethane	3.9	U	3.9	0.26
78-87-5	1,2-Dichloropropane	3.9	U	3.9	0.54
541-73-1	1,3-Dichlorobenzene	3.9	U	3.9	0.27
142-28-9	1,3-Dichloropropane	3.9	U	3.9	0.26
106-46-7	1,4-Dichlorobenzene	3.9	U	3.9	0.51
594-20-7	2,2-Dichloropropane	3.9	U	3.9	0.73
78-93-3	2-Butanone	3.9	J	16	1.1
110-75-8	2-Chloroethyl vinyl ether	39	U	39	1.1
95-49-8	2-Chlorotoluene	3.9	U	3.9	0.31
591-78-6	2-Hexanone	16	U	16	0.49
106-43-4	4-Chlorotoluene	3.9	U	3.9	0.32
108-10-1	4-Methyl-2-pentanone	16	U	16	0.42
67-64-1	Acetone	29	B	16	4.9
71-43-2	Benzene	3.9	U	3.9	0.18
108-86-1	Bromobenzene	3.9	U	3.9	0.26
74-97-5	Bromochloromethane	3.9	U	3.9	0.55
75-27-4	Bromodichloromethane	3.9	U	3.9	0.22
75-25-2	Bromoform	3.9	U	3.9	0.26
74-83-9	Bromomethane	3.9	U	3.9	0.42
75-15-0	Carbon disulfide	3.9	U	3.9	0.34

FORM I
GC/MS VOA ORGANICS ANALYSIS DATA SHEET

Lab Name: TestAmerica Canton | Job No.: 240-28500-1

SDG No.:

Client Sample ID: DR-SB-218-06-08 | Lab Sample ID: 240-28500-12

Matrix: Solid | Lab File ID: UX87268.D

Analysis Method: 8260B | Date Collected: 08/28/2013 15:05

Sample wt/vol: 7.32(g) | Date Analyzed: 09/08/2013 03:48

Soil Aliquot Vol: | Dilution Factor: 1

Soil Extract Vol.: | GC Column: DB-624 ID: 0.18(mm)

% Moisture: 12.1 | Level: (low/med) Low

Analysis Batch No.: 100560 | Units: ug/Kg

CAS NO.	COMPOUND NAME	RESULT	Q	RL	MDL
56-23-5	Carbon tetrachloride	3.9	U	3.9	0.29
108-90-7	Chlorobenzene	3.9	U	3.9	0.26
75-00-3	Chloroethane	3.9	U	3.9	0.67
67-66-3	Chloroform	3.9	U	3.9	0.23
74-87-3	Chloromethane	3.9	U	3.9	0.32
156-59-2	cis-1,2-Dichloroethene	3.9	U	3.9	0.28
10061-01-5	cis-1,3-Dichloropropene	3.9	U	3.9	0.26
124-48-1	Dibromochloromethane	3.9	U	3.9	0.43
74-95-3	Dibromomethane	3.9	U	3.9	0.49
75-71-8	Dichlorodifluoromethane	3.9	U	3.9	0.39
108-20-3	Diisopropyl ether	7.8	U	7.8	1.2
100-41-4	Ethylbenzene	3.9	U	3.9	0.20
637-92-3	Ethyl-t-butyl ether (ETBE)	3.9	U	3.9	0.17
87-68-3	Hexachlorobutadiene	3.9	U	3.9	0.93
98-82-8	Isopropylbenzene	3.9	U	3.9	0.12
1634-04-4	Methyl tert-butyl ether	3.9	U	3.9	0.33
75-09-2	Methylene Chloride	3.9	U	3.9	0.52
179601-23-1	m-Xylene & p-Xylene	7.8	U	7.8	0.93
91-20-3	Naphthalene	0.15	J	3.9	0.15
104-51-8	n-Butylbenzene	3.9	U	3.9	0.18
103-65-1	n-Propylbenzene	3.9	U	3.9	0.31
95-47-6	o-Xylene	3.9	U	3.9	0.27
99-87-6	p-Isopropyltoluene	3.9	U	3.9	0.16
135-98-8	sec-Butylbenzene	3.9	U	3.9	0.14
100-42-5	Styrene	3.9	U	3.9	0.12
994-05-8	Tert-amyl-methyl ether (TAME)	3.9	U	3.9	0.29
75-65-0	tert-Butyl alcohol	160	U	160	5.9
98-06-6	tert-Butylbenzene	3.9	U	3.9	0.23
127-18-4	Tetrachloroethene	3.9	U	3.9	0.40
108-88-3	Toluene	1.5	J B	3.9	0.21
156-60-5	trans-1,2-Dichloroethene	3.9	U	3.9	0.32
10061-02-6	trans-1,3-Dichloropropene	3.9	U	3.9	0.42
79-01-6	Trichloroethene	3.9	U	3.9	0.33
75-69-4	Trichlorofluoromethane	3.9	U	3.9	0.26
108-05-4	Vinyl acetate	7.8	U	7.8	0.19
75-01-4	Vinyl chloride	3.9	U	3.9	0.30

FORM I
GC/MS VOA ORGANICS ANALYSIS DATA SHEET

Lab Name: TestAmerica Canton | Job No.: 240-28500-1

SDG No.:

Client Sample ID: DR-SB-218-06-08 | Lab Sample ID: 240-28500-12

Matrix: Solid | Lab File ID: UX87268.D

Analysis Method: 8260B | Date Collected: 08/28/2013 15:05

Sample wt/vol: 7.32(g) | Date Analyzed: 09/08/2013 03:48

Soil Aliquot Vol: | Dilution Factor: 1

Soil Extract Vol.: | GC Column: DB-624 ID: 0.18(mm)

% Moisture: 12.1 | Level: (low/med) Low

Analysis Batch No.: 100560 | Units: ug/Kg

CAS NO.	COMPOUND NAME	RESULT	Q	RL	MDL
1330-20-7	Xylenes, Total	7.8	U	7.8	0.27

CAS NO.	SURROGATE	%REC	Q	LIMITS
17060-07-0	1,2-Dichloroethane-d4 (Surr)	92		58-123
460-00-4	4-Bromofluorobenzene (Surr)	82		52-136
1868-53-7	Dibromofluoromethane (Surr)	94		37-132
2037-26-5	Toluene-d8 (Surr)	101		67-125

FORM I
GC/MS VOA ORGANICS ANALYSIS DATA SHEET

Lab Name: TestAmerica Canton Job No.: 240-28500-1

SDG No.:

Client Sample ID: DR-SB-DUP02 Lab Sample ID: 240-28500-14

Matrix: Solid Lab File ID: UX87269.D

Analysis Method: 8260B Date Collected: 08/28/2013 00:00

Sample wt/vol: 7.41(g) Date Analyzed: 09/08/2013 04:09

Soil Aliquot Vol: Dilution Factor: 1

Soil Extract Vol.: GC Column: DB-624 ID: 0.18(mm)

% Moisture: 4.3 Level: (low/med) Low

Analysis Batch No.: 100560 Units: ug/Kg

CAS NO.	COMPOUND NAME	RESULT	Q	RL	MDL
630-20-6	1,1,1,2-Tetrachloroethane	3.5	U	3.5	0.44
71-55-6	1,1,1-Trichloroethane	3.5	U	3.5	0.39
79-34-5	1,1,2,2-Tetrachloroethane	3.5	U	3.5	0.24
76-13-1	1,1,2-Trichloro-1,2,2-trichfluoroeth ane	3.5	U	3.5	0.92
75-34-3	1,1-Dichloroethane	3.5	U	3.5	0.25
75-35-4	1,1-Dichloroethene	3.5	U	3.5	0.37
563-58-6	1,1-Dichloropropene	3.5	U *	3.5	0.21
87-61-6	1,2,3-Trichlorobenzene	3.5	U	3.5	0.27
96-18-4	1,2,3-Trichloropropane	3.5	U	3.5	0.63
526-73-8	1,2,3-Trimethylbenzene	3.5	U	3.5	0.12
120-82-1	1,2,4-Trichlorobenzene	3.5	U	3.5	0.19
95-63-6	1,2,4-Trimethylbenzene	3.5	U	3.5	0.46
96-12-8	1,2-Dibromo-3-Chloropropane	7.1	U	7.1	0.92
106-93-4	1,2-Dibromoethane	3.5	U	3.5	0.35
95-50-1	1,2-Dichlorobenzene	3.5	U	3.5	0.25
107-06-2	1,2-Dichloroethane	3.5	U	3.5	0.24
78-87-5	1,2-Dichloropropane	3.5	U	3.5	0.49
541-73-1	1,3-Dichlorobenzene	3.5	U	3.5	0.25
142-28-9	1,3-Dichloropropane	3.5	U	3.5	0.24
106-46-7	1,4-Dichlorobenzene	3.5	U	3.5	0.47
594-20-7	2,2-Dichloropropane	3.5	U	3.5	0.66
78-93-3	2-Butanone	1.2	J	14	0.99
110-75-8	2-Chloroethyl vinyl ether	35	U	35	0.99
95-49-8	2-Chlorotoluene	3.5	U	3.5	0.28
591-78-6	2-Hexanone	14	U	14	0.44
106-43-4	4-Chlorotoluene	3.5	U	3.5	0.29
108-10-1	4-Methyl-2-pentanone	14	U	14	0.38
67-64-1	Acetone	12	J B	14	4.4
71-43-2	Benzene	3.5	U	3.5	0.16
108-86-1	Bromobenzene	3.5	U	3.5	0.23
74-97-5	Bromochloromethane	3.5	U	3.5	0.50
75-27-4	Bromodichloromethane	3.5	U	3.5	0.20
75-25-2	Bromoform	3.5	U	3.5	0.23
74-83-9	Bromomethane	3.5	U	3.5	0.38
75-15-0	Carbon disulfide	3.5	U	3.5	0.31

FORM I
GC/MS VOA ORGANICS ANALYSIS DATA SHEET

Lab Name: TestAmerica Canton | Job No.: 240-28500-1

SDG No.:

Client Sample ID: DR-SB-DUP02 | Lab Sample ID: 240-28500-14

Matrix: Solid | Lab File ID: UX87269.D

Analysis Method: 8260B | Date Collected: 08/28/2013 00:00

Sample wt/vol: 7.41(g) | Date Analyzed: 09/08/2013 04:09

Soil Aliquot Vol: | Dilution Factor: 1

Soil Extract Vol.: | GC Column: DB-624 ID: 0.18(mm)

% Moisture: 4.3 | Level: (low/med) Low

Analysis Batch No.: 100560 | Units: ug/Kg

CAS NO.	COMPOUND NAME	RESULT	Q	RL	MDL
56-23-5	Carbon tetrachloride	3.5	U	3.5	0.26
108-90-7	Chlorobenzene	3.5	U	3.5	0.23
75-00-3	Chloroethane	3.5	U	3.5	0.61
67-66-3	Chloroform	3.5	U	3.5	0.20
74-87-3	Chloromethane	3.5	U	3.5	0.29
156-59-2	cis-1,2-Dichloroethene	3.5	U	3.5	0.25
10061-01-5	cis-1,3-Dichloropropene	3.5	U	3.5	0.24
124-48-1	Dibromochloromethane	3.5	U	3.5	0.39
74-95-3	Dibromomethane	3.5	U	3.5	0.44
75-71-8	Dichlorodifluoromethane	3.5	U	3.5	0.35
108-20-3	Diisopropyl ether	7.1	U	7.1	1.1
100-41-4	Ethylbenzene	3.5	U	3.5	0.18
637-92-3	Ethyl-t-butyl ether (ETBE)	3.5	U	3.5	0.16
87-68-3	Hexachlorobutadiene	3.5	U	3.5	0.85
98-82-8	Isopropylbenzene	3.5	U	3.5	0.11
1634-04-4	Methyl tert-butyl ether	3.5	U	3.5	0.30
75-09-2	Methylene Chloride	3.5	U	3.5	0.47
179601-23-1	m-Xylene & p-Xylene	7.1	U	7.1	0.85
91-20-3	Naphthalene	3.5	U	3.5	0.13
104-51-8	n-Butylbenzene	3.5	U	3.5	0.16
103-65-1	n-Propylbenzene	3.5	U	3.5	0.28
95-47-6	o-Xylene	3.5	U	3.5	0.25
99-87-6	p-Isopropyltoluene	3.5	U	3.5	0.15
135-98-8	sec-Butylbenzene	3.5	U	3.5	0.13
100-42-5	Styrene	3.5	U	3.5	0.11
994-05-8	Tert-amyl-methyl ether (TAME)	3.5	U	3.5	0.26
75-65-0	tert-Butyl alcohol	140	U	140	5.4
98-06-6	tert-Butylbenzene	3.5	U	3.5	0.20
127-18-4	Tetrachloroethene	3.5	U	3.5	0.37
108-88-3	Toluene	3.5	U	3.5	0.19
156-60-5	trans-1,2-Dichloroethene	3.5	U	3.5	0.29
10061-02-6	trans-1,3-Dichloropropene	3.5	U	3.5	0.38
79-01-6	Trichloroethene	3.5	U	3.5	0.30
75-69-4	Trichlorofluoromethane	3.5	U	3.5	0.24
108-05-4	Vinyl acetate	7.1	U	7.1	0.18
75-01-4	Vinyl chloride	3.5	U	3.5	0.28

FORM I
GC/MS VOA ORGANICS ANALYSIS DATA SHEET

Lab Name: TestAmerica Canton | Job No.: 240-28500-1

SDG No.:

Client Sample ID: DR-SB-DUP02 | Lab Sample ID: 240-28500-14

Matrix: Solid | Lab File ID: UX87269.D

Analysis Method: 8260B | Date Collected: 08/28/2013 00:00

Sample wt/vol: 7.41(g) | Date Analyzed: 09/08/2013 04:09

Soil Aliquot Vol: | Dilution Factor: 1

Soil Extract Vol.: | GC Column: DB-624 ID: 0.18(mm)

% Moisture: 4.3 | Level: (low/med) Low

Analysis Batch No.: 100560 | Units: ug/Kg

CAS NO.	COMPOUND NAME	RESULT	Q	RL	MDL
1330-20-7	Xylenes, Total	7.1	U	7.1	0.25

CAS NO.	SURROGATE	%REC	Q	LIMITS
17060-07-0	1,2-Dichloroethane-d4 (Surr)	99		58-123
460-00-4	4-Bromofluorobenzene (Surr)	88		52-136
1868-53-7	Dibromofluoromethane (Surr)	100		37-132
2037-26-5	Toluene-d8 (Surr)	95		67-125

FORM I
GC/MS VOA ORGANICS ANALYSIS DATA SHEET

Lab Name: TestAmerica Canton Job No.: 240-28500-1

SDG No.:

Client Sample ID: TB-082813 Lab Sample ID: 240-28500-13

Matrix: Water Lab File ID: UXJ3927.D

Analysis Method: 8260B Date Collected: 08/28/2013 00:00

Sample wt/vol: 5(mL) Date Analyzed: 09/06/2013 18:43

Soil Aliquot Vol: Dilution Factor: 1

Soil Extract Vol.: GC Column: DB-624 ID: 0.18(mm)

% Moisture: Level: (low/med) Low

Analysis Batch No.: 100410 Units: ug/L

CAS NO.	COMPOUND NAME	RESULT	Q	RL	MDL
630-20-6	1,1,1,2-Tetrachloroethane	1.0	U	1.0	0.23
71-55-6	1,1,1-Trichloroethane	1.0	U	1.0	0.22
79-34-5	1,1,2,2-Tetrachloroethane	1.0	U	1.0	0.18
76-13-1	1,1,2-Trichloro-1,2,2-trichfluoroeth ane	1.0	U	1.0	0.28
75-34-3	1,1-Dichloroethane	1.0	U	1.0	0.15
75-35-4	1,1-Dichloroethene	1.0	U	1.0	0.19
563-58-6	1,1-Dichloropropene	1.0	U	1.0	0.13
87-61-6	1,2,3-Trichlorobenzene	1.0	U	1.0	0.17
96-18-4	1,2,3-Trichloropropane	1.0	U	1.0	0.43
526-73-8	1,2,3-Trimethylbenzene	5.0	U	5.0	0.0059
120-82-1	1,2,4-Trichlorobenzene	1.0	U	1.0	0.15
95-63-6	1,2,4-Trimethylbenzene	1.0	U	1.0	0.12
96-12-8	1,2-Dibromo-3-Chloropropane	2.0	U	2.0	0.67
95-50-1	1,2-Dichlorobenzene	1.0	U	1.0	0.13
107-06-2	1,2-Dichloroethane	1.0	U	1.0	0.22
78-87-5	1,2-Dichloropropane	1.0	U	1.0	0.18
541-73-1	1,3-Dichlorobenzene	1.0	U	1.0	0.14
142-28-9	1,3-Dichloropropane	1.0	U	1.0	0.16
106-46-7	1,4-Dichlorobenzene	1.0	U	1.0	0.13
594-20-7	2,2-Dichloropropane	1.0	U	1.0	0.13
110-75-8	2-Chloroethyl vinyl ether	10	U	10	0.99
95-49-8	2-Chlorotoluene	1.0	U	1.0	0.11
591-78-6	2-Hexanone	10	U	10	0.41
108-86-1	Bromobenzene	1.0	U	1.0	0.13
74-97-5	Bromochloromethane	1.0	U	1.0	0.29
106-43-4	4-Chlorotoluene	1.0	U	1.0	0.18
99-87-6	p-Isopropyltoluene	1.0	U	1.0	0.12
67-64-1	Acetone	10	U	10	1.1
71-43-2	Benzene	1.0	U	1.0	0.13
75-25-2	Bromoform	1.0	U	1.0	0.64
74-83-9	Bromomethane	1.0	U	1.0	0.41
75-15-0	Carbon disulfide	1.0	U	1.0	0.13
56-23-5	Carbon tetrachloride	1.0	U	1.0	0.13
108-90-7	Chlorobenzene	1.0	U	1.0	0.15
75-00-3	Chloroethane	1.0	U	1.0	0.29

FORM I
GC/MS VOA ORGANICS ANALYSIS DATA SHEET

Lab Name: TestAmerica Canton | Job No.: 240-28500-1

SDG No.:

Client Sample ID: TB-082813 | Lab Sample ID: 240-28500-13

Matrix: Water | Lab File ID: UXJ3927.D

Analysis Method: 8260B | Date Collected: 08/28/2013 00:00

Sample wt/vol: 5(mL) | Date Analyzed: 09/06/2013 18:43

Soil Aliquot Vol: | Dilution Factor: 1

Soil Extract Vol.: | GC Column: DB-624 ID: 0.18(mm)

% Moisture: | Level: (low/med) Low

Analysis Batch No.: 100410 | Units: ug/L

CAS NO.	COMPOUND NAME	RESULT	Q	RL	MDL
67-66-3	Chloroform	1.0	U	1.0	0.16
74-87-3	Chloromethane	1.0	U	1.0	0.30
156-59-2	cis-1,2-Dichloroethene	1.0	U	1.0	0.17
10061-01-5	cis-1,3-Dichloropropene	1.0	U	1.0	0.14
87-68-3	Hexachlorobutadiene	1.0	U	1.0	0.30
74-95-3	Dibromomethane	1.0	U	1.0	0.28
75-27-4	Bromodichloromethane	1.0	U	1.0	0.15
75-71-8	Dichlorodifluoromethane	1.0	U	1.0	0.31
100-41-4	Ethylbenzene	1.0	U	1.0	0.17
106-93-4	1,2-Dibromoethane	1.0	U	1.0	0.24
108-20-3	Diisopropyl ether	10	U	10	1.5
91-20-3	Naphthalene	1.0	U	1.0	0.24
179601-23-1	m-Xylene & p-Xylene	2.0	U	2.0	0.24
104-51-8	n-Butylbenzene	1.0	U	1.0	0.12
98-82-8	Isopropylbenzene	1.0	U	1.0	0.13
103-65-1	n-Propylbenzene	1.0	U	1.0	0.14
78-93-3	2-Butanone	10	U	10	0.57
108-10-1	4-Methyl-2-pentanone	10	U	10	0.32
135-98-8	sec-Butylbenzene	1.0	U	1.0	0.13
1634-04-4	Methyl tert-butyl ether	1.0	U	1.0	0.17
994-05-8	Tert-amyl-methyl ether (TAME)	5.0	U	5.0	0.067
75-09-2	Methylene Chloride	1.0	U	1.0	0.33
95-47-6	o-Xylene	1.0	U	1.0	0.14
100-42-5	Styrene	1.0	U	1.0	0.11
637-92-3	Ethyl-t-butyl ether (ETBE)	5.0	U	5.0	0.11
98-06-6	tert-Butylbenzene	1.0	U	1.0	0.13
127-18-4	Tetrachloroethene	1.0	U	1.0	0.29
108-88-3	Toluene	1.0	U	1.0	0.13
156-60-5	trans-1,2-Dichloroethene	1.0	U	1.0	0.19
10061-02-6	trans-1,3-Dichloropropene	1.0	U	1.0	0.19
79-01-6	Trichloroethene	1.0	U	1.0	0.17
75-69-4	Trichlorofluoromethane	1.0	U	1.0	0.21
108-05-4	Vinyl acetate	2.0	U	2.0	0.19
75-01-4	Vinyl chloride	1.0	U	1.0	0.22
75-65-0	tert-Butyl alcohol	50	U	50	3.9
1330-20-7	Xylenes, Total	2.0	U	2.0	0.14

FORM I
GC/MS VOA ORGANICS ANALYSIS DATA SHEET

Lab Name: TestAmerica Canton Job No.: 240-28500-1

SDG No.:

Client Sample ID: TB-082813 Lab Sample ID: 240-28500-13

Matrix: Water Lab File ID: UXJ3927.D

Analysis Method: 8260B Date Collected: 08/28/2013 00:00

Sample wt/vol: 5(mL) Date Analyzed: 09/06/2013 18:43

Soil Aliquot Vol: Dilution Factor: 1

Soil Extract Vol.: GC Column: DB-624 ID: 0.18(mm)

% Moisture: Level: (low/med) Low

Analysis Batch No.: 100410 Units: ug/L

CAS NO.	COMPOUND NAME	RESULT	Q	RL	MDL
124-48-1	Dibromochloromethane	1.0	U	1.0	0.18

CAS NO.	SURROGATE	%REC	Q	LIMITS
17060-07-0	1,2-Dichloroethane-d4 (Surr)	99		63-129
460-00-4	4-Bromofluorobenzene (Surr)	77		66-117
2037-26-5	Toluene-d8 (Surr)	87		74-115
1868-53-7	Dibromofluoromethane (Surr)	104		75-121

FORM I
GC/MS SEMI VOA ORGANICS ANALYSIS DATA SHEET

Lab Name: TestAmerica Canton | Job No.: 240-28500-1

SDG No.:

Client Sample ID: DR-SB-213-04-06 | Lab Sample ID: 240-28500-1

Matrix: Solid | Lab File ID: 30912015.D

Analysis Method: 8270D | Date Collected: 08/28/2013 09:50

Extract. Method: 3540C | Date Extracted: 09/09/2013 09:43

Sample wt/vol: 30.35(g) | Date Analyzed: 09/12/2013 14:11

Con. Extract Vol.: 2.0(mL) | Dilution Factor: 1

Injection Volume: 1(uL) | Level: (low/med) Low

% Moisture: 14.7 | GPC Cleanup:(Y/N) N

Analysis Batch No.: 101122 | Units: ug/Kg

CAS NO.	COMPOUND NAME	RESULT	Q	RL	MDL
92-52-4	1,1'-Biphenyl	58	U	58	4.1
88-06-2	2,4,6-Trichlorophenol	170	U	170	10
95-95-4	2,4,5-Trichlorophenol	170	U	170	29
120-83-2	2,4-Dichlorophenol	170	U	170	23
105-67-9	2,4-Dimethylphenol	170	U	170	23
51-28-5	2,4-Dinitrophenol	380	U	380	24
121-14-2	2,4-Dinitrotoluene	230	U	230	20
91-58-7	2-Chloronaphthalene	58	U	58	0.52
95-57-8	2-Chlorophenol	58	U	58	9.5
91-57-6	2-Methylnaphthalene	3.9	J	7.7	0.58
95-48-7	2-Methylphenol	230	U	230	13
88-74-4	2-Nitroaniline	230	U	230	11
88-75-5	2-Nitrophenol	58	U	58	9.6
15831-10-4	3 & 4 Methylphenol	460	U	460	23
91-94-1	3,3'-Dichlorobenzidine	120	U	120	21
99-09-2	3-Nitroaniline	230	U	230	19
534-52-1	4,6-Dinitro-2-methylphenol	170	U	170	11
101-55-3	4-Bromophenyl phenyl ether	58	U	58	15
59-50-7	4-Chloro-3-methylphenol	170	U	170	24
106-47-8	4-Chloroaniline	170	U	170	20
7005-72-3	4-Chlorophenyl phenyl ether	58	U	58	15
100-01-6	4-Nitroaniline	230	U	230	30
83-32-9	Acenaphthene	4.9	J	7.7	0.88
208-96-8	Acenaphthylene	14		7.7	0.41
98-86-2	Acetophenone	120	U	120	11
120-12-7	Anthracene	20		7.7	0.90
1912-24-9	Atrazine	230	U	230	11
100-52-7	Benzaldehyde	120	U *	120	14
56-55-3	Benzo[a]anthracene	65		7.7	0.73
50-32-8	Benzo[a]pyrene	250		7.7	0.74
205-99-2	Benzo[b]fluoranthene	430		7.7	0.68
191-24-2	Benzo[g,h,i]perylene	300		7.7	0.41
207-08-9	Benzo[k]fluoranthene	79		7.7	0.79
111-91-1	Bis(2-chloroethoxy)methane	120	U	120	25

FORM I
GC/MS SEMI VOA ORGANICS ANALYSIS DATA SHEET

Lab Name: TestAmerica Canton | Job No.: 240-28500-1

SDG No.:

Client Sample ID: DR-SB-213-04-06 | Lab Sample ID: 240-28500-1

Matrix: Solid | Lab File ID: 30912015.D

Analysis Method: 8270D | Date Collected: 08/28/2013 09:50

Extract. Method: 3540C | Date Extracted: 09/09/2013 09:43

Sample wt/vol: 30.35(g) | Date Analyzed: 09/12/2013 14:11

Con. Extract Vol.: 2.0(mL) | Dilution Factor: 1

Injection Volume: 1(uL) | Level: (low/med) Low

% Moisture: 14.7 | GPC Cleanup:(Y/N) N

Analysis Batch No.: 101122 | Units: ug/Kg

CAS NO.	COMPOUND NAME	RESULT	Q	RL	MDL
111-44-4	Bis(2-chloroethyl)ether	120	U	120	2.3
117-81-7	Bis(2-ethylhexyl) phthalate	50	J B	81	22
85-68-7	Butyl benzyl phthalate	81	U	81	12
105-60-2	Caprolactam	380	U	380	43
86-74-8	Carbazole	58	U	58	31
218-01-9	Chrysene	65		7.7	1.3
84-74-2	Di-n-butyl phthalate	72	J B	81	17
117-84-0	Di-n-octyl phthalate	81	U	81	9.2
53-70-3	Dibenzo(a,h)anthracene	82		7.7	0.76
132-64-9	Dibenzofuran	4.6	J	58	0.76
84-66-2	Diethyl phthalate	23	J B	81	19
131-11-3	Dimethyl phthalate	81	U	81	20
206-44-0	Fluoranthene	90		7.7	0.64
86-73-7	Fluorene	6.3	J	7.7	0.61
118-74-1	Hexachlorobenzene	7.7	U	7.7	2.4
87-68-3	Hexachlorobutadiene	58	U	58	6.5
77-47-4	Hexachlorocyclopentadiene	380	U	380	9.4
67-72-1	Hexachloroethane	58	U	58	10
193-39-5	Indeno[1,2,3-cd]pyrene	270		7.7	0.41
78-59-1	Isophorone	58	U	58	15
621-64-7	N-Nitrosodi-n-propylamine	58	U	58	7.3
62-75-9	N-Nitrosodimethylamine	120	U	120	19
86-30-6	N-Nitrosodiphenylamine	58	U	58	24
91-20-3	Naphthalene	6.7	J	7.7	0.95
98-95-3	Nitrobenzene	120	U	120	2.5
87-86-5	Pentachlorophenol	170	U	170	11
85-01-8	Phenanthrene	59		7.7	0.85
108-95-2	Phenol	58	U	58	8.5
129-00-0	Pyrene	98		7.7	0.51
108-60-1	2,2'-oxybis[1-chloropropane]	120	U	120	11
606-20-2	2,6-Dinitrotoluene	230	U	230	24
100-02-7	4-Nitrophenol	380	U	380	20

FORM I
GC/MS SEMI VOA ORGANICS ANALYSIS DATA SHEET

Lab Name: TestAmerica Canton | Job No.: 240-28500-1

SDG No.:

Client Sample ID: DR-SB-213-04-06 | Lab Sample ID: 240-28500-1

Matrix: Solid | Lab File ID: 30912015.D

Analysis Method: 8270D | Date Collected: 08/28/2013 09:50

Extract. Method: 3540C | Date Extracted: 09/09/2013 09:43

Sample wt/vol: 30.35(g) | Date Analyzed: 09/12/2013 14:11

Con. Extract Vol.: 2.0(mL) | Dilution Factor: 1

Injection Volume: 1(uL) | Level: (low/med) Low

% Moisture: 14.7 | GPC Cleanup:(Y/N) N

Analysis Batch No.: 101122 | Units: ug/Kg

CAS NO.	SURROGATE	%REC	Q	LIMITS
1718-51-0	Terphenyl-d14 (Surr)	99		36-110
4165-62-2	Phenol-d5 (Surr)	74		26-110
4165-60-0	Nitrobenzene-d5 (Surr)	69		20-110
367-12-4	2-Fluorophenol (Surr)	79		24-110
321-60-8	2-Fluorobiphenyl (Surr)	73		24-110
118-79-6	2,4,6-Tribromophenol (Surr)	69		10-110

FORM I
GC/MS SEMI VOA ORGANICS ANALYSIS DATA SHEET

Lab Name: TestAmerica Canton | Job No.: 240-28500-1

SDG No.:

Client Sample ID: DR-SB-213-10-12 | Lab Sample ID: 240-28500-2

Matrix: Solid | Lab File ID: 30912013.D

Analysis Method: 8270D | Date Collected: 08/28/2013 09:55

Extract. Method: 3540C | Date Extracted: 09/09/2013 09:43

Sample wt/vol: 30.49(g) | Date Analyzed: 09/12/2013 13:22

Con. Extract Vol.: 2.0(mL) | Dilution Factor: 1

Injection Volume: 1(uL) | Level: (low/med) Low

% Moisture: 19.8 | GPC Cleanup:(Y/N) N

Analysis Batch No.: 101122 | Units: ug/Kg

CAS NO.	COMPOUND NAME	RESULT	Q	RL	MDL
92-52-4	1,1'-Biphenyl	61	U	61	4.3
88-06-2	2,4,6-Trichlorophenol	180	U	180	11
95-95-4	2,4,5-Trichlorophenol	180	U	180	31
120-83-2	2,4-Dichlorophenol	180	U	180	25
105-67-9	2,4-Dimethylphenol	180	U	180	25
51-28-5	2,4-Dinitrophenol	400	U	400	26
121-14-2	2,4-Dinitrotoluene	250	U	250	21
91-58-7	2-Chloronaphthalene	61	U	61	0.55
95-57-8	2-Chlorophenol	61	U	61	10
91-57-6	2-Methylnaphthalene	8.2	U	8.2	0.61
95-48-7	2-Methylphenol	250	U	250	13
88-74-4	2-Nitroaniline	250	U	250	11
88-75-5	2-Nitrophenol	61	U	61	10
15831-10-4	3 & 4 Methylphenol	490	U	490	25
91-94-1	3,3'-Dichlorobenzidine	120	U	120	22
99-09-2	3-Nitroaniline	250	U	250	20
534-52-1	4,6-Dinitro-2-methylphenol	180	U	180	11
101-55-3	4-Bromophenyl phenyl ether	61	U	61	16
59-50-7	4-Chloro-3-methylphenol	180	U	180	26
106-47-8	4-Chloroaniline	180	U	180	21
7005-72-3	4-Chlorophenyl phenyl ether	61	U	61	16
100-01-6	4-Nitroaniline	250	U	250	32
83-32-9	Acenaphthene	8.2	U	8.2	0.93
208-96-8	Acenaphthylene	8.2	U	8.2	0.43
98-86-2	Acetophenone	120	U	120	11
120-12-7	Anthracene	8.2	U	8.2	0.96
1912-24-9	Atrazine	250	U	250	11
100-52-7	Benzaldehyde	120	U *	120	15
56-55-3	Benzo[a]anthracene	8.2	U	8.2	0.77
50-32-8	Benzo[a]pyrene	8.2	U	8.2	0.79
205-99-2	Benzo[b]fluoranthene	8.2	U	8.2	0.72
191-24-2	Benzo[g,h,i]perylene	8.2	U	8.2	0.43
207-08-9	Benzo[k]fluoranthene	8.2	U	8.2	0.83
111-91-1	Bis(2-chloroethoxy)methane	120	U	120	27

FORM I
GC/MS SEMI VOA ORGANICS ANALYSIS DATA SHEET

Lab Name: TestAmerica Canton | Job No.: 240-28500-1

SDG No.:

Client Sample ID: DR-SB-213-10-12 | Lab Sample ID: 240-28500-2

Matrix: Solid | Lab File ID: 30912013.D

Analysis Method: 8270D | Date Collected: 08/28/2013 09:55

Extract. Method: 3540C | Date Extracted: 09/09/2013 09:43

Sample wt/vol: 30.49(g) | Date Analyzed: 09/12/2013 13:22

Con. Extract Vol.: 2.0(mL) | Dilution Factor: 1

Injection Volume: 1(uL) | Level: (low/med) Low

% Moisture: 19.8 | GPC Cleanup:(Y/N) N

Analysis Batch No.: 101122 | Units: ug/Kg

CAS NO.	COMPOUND NAME	RESULT	Q	RL	MDL
111-44-4	Bis(2-chloroethyl)ether	120	U	120	2.5
117-81-7	Bis(2-ethylhexyl) phthalate	48	J B	86	23
85-68-7	Butyl benzyl phthalate	86	U	86	12
105-60-2	Caprolactam	400	U	400	45
86-74-8	Carbazole	61	U	61	33
218-01-9	Chrysene	8.2	U	8.2	1.3
84-74-2	Di-n-butyl phthalate	86	U	86	18
117-84-0	Di-n-octyl phthalate	86	U	86	9.7
53-70-3	Dibenzo(a,h)anthracene	8.2	U	8.2	0.81
132-64-9	Dibenzofuran	61	U	61	0.81
84-66-2	Diethyl phthalate	24	J B	86	20
131-11-3	Dimethyl phthalate	86	U	86	21
206-44-0	Fluoranthene	8.2	U	8.2	0.67
86-73-7	Fluorene	8.2	U	8.2	0.65
118-74-1	Hexachlorobenzene	8.2	U	8.2	2.6
87-68-3	Hexachlorobutadiene	61	U	61	6.9
77-47-4	Hexachlorocyclopentadiene	400	U	400	9.9
67-72-1	Hexachloroethane	61	U	61	11
193-39-5	Indeno[1,2,3-cd]pyrene	8.2	U	8.2	0.43
78-59-1	Isophorone	61	U	61	16
621-64-7	N-Nitrosodi-n-propylamine	61	U	61	7.7
62-75-9	N-Nitrosodimethylamine	120	U	120	20
86-30-6	N-Nitrosodiphenylamine	61	U	61	26
91-20-3	Naphthalene	8.2	U	8.2	1.0
98-95-3	Nitrobenzene	120	U	120	2.7
87-86-5	Pentachlorophenol	180	U	180	11
85-01-8	Phenanthrene	8.2	U	8.2	0.90
108-95-2	Phenol	61	U	61	9.0
129-00-0	Pyrene	8.2	U	8.2	0.54
108-60-1	2,2'-oxybis[1-chloropropane]	120	U	120	12
606-20-2	2,6-Dinitrotoluene	250	U	250	26
100-02-7	4-Nitrophenol	400	U	400	21

FORM I

GC/MS SEMI VOA ORGANICS ANALYSIS DATA SHEET

Lab Name: TestAmerica Canton | Job No.: 240-28500-1

SDG No.:

Client Sample ID: DR-SB-213-10-12 | Lab Sample ID: 240-28500-2

Matrix: Solid | Lab File ID: 30912013.D

Analysis Method: 8270D | Date Collected: 08/28/2013 09:55

Extract. Method: 3540C | Date Extracted: 09/09/2013 09:43

Sample wt/vol: 30.49(g) | Date Analyzed: 09/12/2013 13:22

Con. Extract Vol.: 2.0(mL) | Dilution Factor: 1

Injection Volume: 1(uL) | Level: (low/med) Low

% Moisture: 19.8 | GPC Cleanup:(Y/N) N

Analysis Batch No.: 101122 | Units: ug/Kg

CAS NO.	SURROGATE	%REC	Q	LIMITS
1718-51-0	Terphenyl-d14 (Surr)	88		36-110
4165-62-2	Phenol-d5 (Surr)	59		26-110
4165-60-0	Nitrobenzene-d5 (Surr)	54		20-110
367-12-4	2-Fluorophenol (Surr)	61		24-110
321-60-8	2-Fluorobiphenyl (Surr)	57		24-110
118-79-6	2,4,6-Tribromophenol (Surr)	64		10-110

FORM I
GC/MS SEMI VOA ORGANICS ANALYSIS DATA SHEET

Lab Name: TestAmerica Canton | Job No.: 240-28500-1

SDG No.:

Client Sample ID: DR-SB-214-0-02 | Lab Sample ID: 240-28500-3

Matrix: Solid | Lab File ID: 30912016.D

Analysis Method: 8270D | Date Collected: 08/28/2013 08:50

Extract. Method: 3540C | Date Extracted: 09/09/2013 09:43

Sample wt/vol: 29.91(g) | Date Analyzed: 09/12/2013 14:36

Con. Extract Vol.: 2.0(mL) | Dilution Factor: 1

Injection Volume: 1(uL) | Level: (low/med) Low

% Moisture: 2.9 | GPC Cleanup:(Y/N) N

Analysis Batch No.: 101122 | Units: ug/Kg

CAS NO.	COMPOUND NAME	RESULT	Q	RL	MDL
92-52-4	1,1'-Biphenyl	52	U	52	3.6
88-06-2	2,4,6-Trichlorophenol	150	U	150	9.2
95-95-4	2,4,5-Trichlorophenol	150	U	150	26
120-83-2	2,4-Dichlorophenol	150	U	150	21
105-67-9	2,4-Dimethylphenol	150	U	150	21
51-28-5	2,4-Dinitrophenol	340	U	340	22
121-14-2	2,4-Dinitrotoluene	210	U	210	18
91-58-7	2-Chloronaphthalene	52	U	52	0.46
95-57-8	2-Chlorophenol	52	U	52	8.5
91-57-6	2-Methylnaphthalene	6.9	U	6.9	0.52
95-48-7	2-Methylphenol	210	U	210	11
88-74-4	2-Nitroaniline	210	U	210	9.4
88-75-5	2-Nitrophenol	52	U	52	8.6
15831-10-4	3 & 4 Methylphenol	410	U	410	21
91-94-1	3,3'-Dichlorobenzidine	100	U	100	19
99-09-2	3-Nitroaniline	210	U	210	17
534-52-1	4,6-Dinitro-2-methylphenol	150	U	150	9.5
101-55-3	4-Bromophenyl phenyl ether	52	U	52	13
59-50-7	4-Chloro-3-methylphenol	150	U	150	22
106-47-8	4-Chloroaniline	150	U	150	18
7005-72-3	4-Chlorophenyl phenyl ether	52	U	52	13
100-01-6	4-Nitroaniline	210	U	210	27
83-32-9	Acenaphthene	6.9	U	6.9	0.78
208-96-8	Acenaphthylene	6.9	U	6.9	0.36
98-86-2	Acetophenone	100	U	100	9.5
120-12-7	Anthracene	6.9	U	6.9	0.81
1912-24-9	Atrazine	210	U	210	9.4
100-52-7	Benzaldehyde	100	U *	100	12
56-55-3	Benzo[a]anthracene	16		6.9	0.65
50-32-8	Benzo[a]pyrene	18		6.9	0.66
205-99-2	Benzo[b]fluoranthene	30		6.9	0.61
191-24-2	Benzo[g,h,i]perylene	16		6.9	0.36
207-08-9	Benzo[k]fluoranthene	9.2		6.9	0.70
111-91-1	Bis(2-chloroethoxy)methane	100	U	100	23

FORM I

GC/MS SEMI VOA ORGANICS ANALYSIS DATA SHEET

Lab Name: TestAmerica Canton | Job No.: 240-28500-1

SDG No.:

Client Sample ID: DR-SB-214-0-02 | Lab Sample ID: 240-28500-3

Matrix: Solid | Lab File ID: 30912016.D

Analysis Method: 8270D | Date Collected: 08/28/2013 08:50

Extract. Method: 3540C | Date Extracted: 09/09/2013 09:43

Sample wt/vol: 29.91(g) | Date Analyzed: 09/12/2013 14:36

Con. Extract Vol.: 2.0(mL) | Dilution Factor: 1

Injection Volume: 1(uL) | Level: (low/med) Low

% Moisture: 2.9 | GPC Cleanup:(Y/N) N

Analysis Batch No.: 101122 | Units: ug/Kg

CAS NO.	COMPOUND NAME	RESULT	Q	RL	MDL
111-44-4	Bis(2-chloroethyl)ether	100	U	100	2.1
117-81-7	Bis(2-ethylhexyl) phthalate	44	J B	72	20
85-68-7	Butyl benzyl phthalate	72	U	72	10
105-60-2	Caprolactam	340	U	340	38
86-74-8	Carbazole	52	U	52	28
218-01-9	Chrysene	26		6.9	1.1
84-74-2	Di-n-butyl phthalate	67	J B	72	15
117-84-0	Di-n-octyl phthalate	72	U	72	8.2
53-70-3	Dibenzo(a,h)anthracene	6.9	U	6.9	0.68
132-64-9	Dibenzofuran	52	U	52	0.68
84-66-2	Diethyl phthalate	72	U	72	17
131-11-3	Dimethyl phthalate	72	U	72	18
206-44-0	Fluoranthene	53		6.9	0.57
86-73-7	Fluorene	6.9	U	6.9	0.55
118-74-1	Hexachlorobenzene	6.9	U	6.9	2.2
87-68-3	Hexachlorobutadiene	52	U	52	5.8
77-47-4	Hexachlorocyclopentadiene	340	U	340	8.4
67-72-1	Hexachloroethane	52	U	52	9.3
193-39-5	Indeno[1,2,3-cd]pyrene	12		6.9	0.36
78-59-1	Isophorone	52	U	52	13
621-64-7	N-Nitrosodi-n-propylamine	52	U	52	6.5
62-75-9	N-Nitrosodimethylamine	100	U	100	17
86-30-6	N-Nitrosodiphenylamine	52	U	52	22
91-20-3	Naphthalene	6.9	U	6.9	0.85
98-95-3	Nitrobenzene	100	U	100	2.3
87-86-5	Pentachlorophenol	150	U	150	9.4
85-01-8	Phenanthrene	33		6.9	0.75
108-95-2	Phenol	52	U	52	7.5
129-00-0	Pyrene	40		6.9	0.45
108-60-1	2,2'-oxybis[1-chloropropane]	100	U	100	9.8
606-20-2	2,6-Dinitrotoluene	210	U	210	22
100-02-7	4-Nitrophenol	340	U	340	18

FORM I

GC/MS SEMI VOA ORGANICS ANALYSIS DATA SHEET

Lab Name: TestAmerica Canton Job No.: 240-28500-1

SDG No.:

Client Sample ID: DR-SB-214-0-02 Lab Sample ID: 240-28500-3

Matrix: Solid Lab File ID: 30912016.D

Analysis Method: 8270D Date Collected: 08/28/2013 08:50

Extract. Method: 3540C Date Extracted: 09/09/2013 09:43

Sample wt/vol: 29.91(g) Date Analyzed: 09/12/2013 14:36

Con. Extract Vol.: 2.0(mL) Dilution Factor: 1

Injection Volume: 1(uL) Level: (low/med) Low

% Moisture: 2.9 GPC Cleanup:(Y/N) N

Analysis Batch No.: 101122 Units: ug/Kg

CAS NO.	SURROGATE	%REC	Q	LIMITS
1718-51-0	Terphenyl-d14 (Surr)	88		36-110
4165-62-2	Phenol-d5 (Surr)	64		26-110
4165-60-0	Nitrobenzene-d5 (Surr)	60		20-110
367-12-4	2-Fluorophenol (Surr)	66		24-110
321-60-8	2-Fluorobiphenyl (Surr)	64		24-110
118-79-6	2,4,6-Tribromophenol (Surr)	44		10-110

FORM I
GC/MS SEMI VOA ORGANICS ANALYSIS DATA SHEET

Lab Name: TestAmerica Canton | Job No.: 240-28500-1

SDG No.:

Client Sample ID: DR-SB-214-10-12 | Lab Sample ID: 240-28500-4

Matrix: Solid | Lab File ID: 30912012.D

Analysis Method: 8270D | Date Collected: 08/28/2013 08:55

Extract. Method: 3540C | Date Extracted: 09/09/2013 09:43

Sample wt/vol: 29.79(g) | Date Analyzed: 09/12/2013 12:57

Con. Extract Vol.: 2.0(mL) | Dilution Factor: 1

Injection Volume: 1(uL) | Level: (low/med) Low

% Moisture: 24.6 | GPC Cleanup:(Y/N) N

Analysis Batch No.: 101122 | Units: ug/Kg

CAS NO.	COMPOUND NAME	RESULT	Q	RL	MDL
92-52-4	1,1'-Biphenyl	67	U	67	4.7
88-06-2	2,4,6-Trichlorophenol	200	U	200	12
95-95-4	2,4,5-Trichlorophenol	200	U	200	33
120-83-2	2,4-Dichlorophenol	200	U	200	27
105-67-9	2,4-Dimethylphenol	200	U	200	27
51-28-5	2,4-Dinitrophenol	440	U	440	28
121-14-2	2,4-Dinitrotoluene	270	U	270	23
91-58-7	2-Chloronaphthalene	67	U	67	0.60
95-57-8	2-Chlorophenol	67	U	67	11
91-57-6	2-Methylnaphthalene	4.6	J	8.9	0.67
95-48-7	2-Methylphenol	270	U	270	15
88-74-4	2-Nitroaniline	270	U	270	12
88-75-5	2-Nitrophenol	67	U	67	11
15831-10-4	3 & 4 Methylphenol	530	U	530	27
91-94-1	3,3'-Dichlorobenzidine	130	U	130	24
99-09-2	3-Nitroaniline	270	U	270	21
534-52-1	4,6-Dinitro-2-methylphenol	200	U	200	12
101-55-3	4-Bromophenyl phenyl ether	67	U	67	17
59-50-7	4-Chloro-3-methylphenol	200	U	200	28
106-47-8	4-Chloroaniline	200	U	200	23
7005-72-3	4-Chlorophenyl phenyl ether	67	U	67	17
100-01-6	4-Nitroaniline	270	U	270	35
83-32-9	Acenaphthene	8.9	U	8.9	1.0
208-96-8	Acenaphthylene	8.9	U	8.9	0.47
98-86-2	Acetophenone	130	U	130	12
120-12-7	Anthracene	8.9	U	8.9	1.0
1912-24-9	Atrazine	270	U	270	12
100-52-7	Benzaldehyde	130	U *	130	16
56-55-3	Benzo[a]anthracene	19		8.9	0.84
50-32-8	Benzo[a]pyrene	17		8.9	0.86
205-99-2	Benzo[b]fluoranthene	31		8.9	0.79
191-24-2	Benzo[g,h,i]perylene	13		8.9	0.47
207-08-9	Benzo[k]fluoranthene	9.0		8.9	0.91
111-91-1	Bis(2-chloroethoxy)methane	130	U	130	29

FORM I
GC/MS SEMI VOA ORGANICS ANALYSIS DATA SHEET

Lab Name: TestAmerica Canton | Job No.: 240-28500-1

SDG No.:

Client Sample ID: DR-SB-214-10-12 | Lab Sample ID: 240-28500-4

Matrix: Solid | Lab File ID: 30912012.D

Analysis Method: 8270D | Date Collected: 08/28/2013 08:55

Extract. Method: 3540C | Date Extracted: 09/09/2013 09:43

Sample wt/vol: 29.79(g) | Date Analyzed: 09/12/2013 12:57

Con. Extract Vol.: 2.0(mL) | Dilution Factor: 1

Injection Volume: 1(uL) | Level: (low/med) Low

% Moisture: 24.6 | GPC Cleanup:(Y/N) N

Analysis Batch No.: 101122 | Units: ug/Kg

CAS NO.	COMPOUND NAME	RESULT	Q	RL	MDL
111-44-4	Bis(2-chloroethyl)ether	130	U	130	2.7
117-81-7	Bis(2-ethylhexyl) phthalate	50	J B	94	25
85-68-7	Butyl benzyl phthalate	94	U	94	13
105-60-2	Caprolactam	440	U	440	49
86-74-8	Carbazole	67	U	67	36
218-01-9	Chrysene	20		8.9	1.5
84-74-2	Di-n-butyl phthalate	26	J B	94	20
117-84-0	Di-n-octyl phthalate	94	U	94	11
53-70-3	Dibenzo(a,h)anthracene	8.9	U	8.9	0.88
132-64-9	Dibenzofuran	67	U	67	0.88
84-66-2	Diethyl phthalate	31	J B	94	21
131-11-3	Dimethyl phthalate	94	U	94	23
206-44-0	Fluoranthene	47		8.9	0.73
86-73-7	Fluorene	8.9	U	8.9	0.71
118-74-1	Hexachlorobenzene	8.9	U	8.9	2.8
87-68-3	Hexachlorobutadiene	67	U	67	7.5
77-47-4	Hexachlorocyclopentadiene	440	U	440	11
67-72-1	Hexachloroethane	67	U	67	12
193-39-5	Indeno[1,2,3-cd]pyrene	12		8.9	0.47
78-59-1	Isophorone	67	U	67	17
621-64-7	N-Nitrosodi-n-propylamine	67	U	67	8.4
62-75-9	N-Nitrosodimethylamine	130	U	130	21
86-30-6	N-Nitrosodiphenylamine	67	U	67	28
91-20-3	Naphthalene	6.4	J	8.9	1.1
98-95-3	Nitrobenzene	130	U	130	2.9
87-86-5	Pentachlorophenol	200	U	200	12
85-01-8	Phenanthrene	10		8.9	0.98
108-95-2	Phenol	67	U	67	9.8
129-00-0	Pyrene	40		8.9	0.59
108-60-1	2,2'-oxybis[1-chloropropane]	130	U	130	13
606-20-2	2,6-Dinitrotoluene	270	U	270	28
100-02-7	4-Nitrophenol	440	U	440	23

FORM I

GC/MS SEMI VOA ORGANICS ANALYSIS DATA SHEET

Lab Name: TestAmerica Canton | Job No.: 240-28500-1

SDG No.:

Client Sample ID: DR-SB-214-10-12 | Lab Sample ID: 240-28500-4

Matrix: Solid | Lab File ID: 30912012.D

Analysis Method: 8270D | Date Collected: 08/28/2013 08:55

Extract. Method: 3540C | Date Extracted: 09/09/2013 09:43

Sample wt/vol: 29.79(g) | Date Analyzed: 09/12/2013 12:57

Con. Extract Vol.: 2.0(mL) | Dilution Factor: 1

Injection Volume: 1(uL) | Level: (low/med) Low

% Moisture: 24.6 | GPC Cleanup:(Y/N) N

Analysis Batch No.: 101122 | Units: ug/Kg

CAS NO.	SURROGATE	%REC	Q	LIMITS
1718-51-0	Terphenyl-d14 (Surr)	97		36-110
4165-62-2	Phenol-d5 (Surr)	65		26-110
4165-60-0	Nitrobenzene-d5 (Surr)	55		20-110
367-12-4	2-Fluorophenol (Surr)	65		24-110
321-60-8	2-Fluorobiphenyl (Surr)	63		24-110
118-79-6	2,4,6-Tribromophenol (Surr)	74		10-110

FORM I

GC/MS SEMI VOA ORGANICS ANALYSIS DATA SHEET

Lab Name: TestAmerica Canton | Job No.: 240-28500-1

SDG No.:

Client Sample ID: DR-SB-215-0-02 | Lab Sample ID: 240-28500-5

Matrix: Solid | Lab File ID: 30911020.D

Analysis Method: 8270D | Date Collected: 08/28/2013 10:40

Extract. Method: 3540C | Date Extracted: 09/09/2013 10:32

Sample wt/vol: 29.64(g) | Date Analyzed: 09/11/2013 16:57

Con. Extract Vol.: 2.0(mL) | Dilution Factor: 1

Injection Volume: 1(uL) | Level: (low/med) Low

% Moisture: 7.8 | GPC Cleanup:(Y/N) N

Analysis Batch No.: 100975 | Units: ug/Kg

CAS NO.	COMPOUND NAME	RESULT	Q	RL	MDL
92-52-4	1,1'-Biphenyl	55	U	55	3.8
88-06-2	2,4,6-Trichlorophenol	160	U	160	9.8
95-95-4	2,4,5-Trichlorophenol	160	U	160	27
120-83-2	2,4-Dichlorophenol	160	U	160	22
105-67-9	2,4-Dimethylphenol	160	U	160	22
51-28-5	2,4-Dinitrophenol	360	U	360	23
121-14-2	2,4-Dinitrotoluene	220	U	220	19
91-58-7	2-Chloronaphthalene	55	U	55	0.49
95-57-8	2-Chlorophenol	55	U	55	9.0
91-57-6	2-Methylnaphthalene	7.3	U	7.3	0.55
95-48-7	2-Methylphenol	220	U	220	12
88-74-4	2-Nitroaniline	220	U	220	10
88-75-5	2-Nitrophenol	55	U	55	9.1
15831-10-4	3 & 4 Methylphenol	440	U	440	22
91-94-1	3,3'-Dichlorobenzidine	110	U	110	20
99-09-2	3-Nitroaniline	220	U	220	18
534-52-1	4,6-Dinitro-2-methylphenol	160	U	160	10
101-55-3	4-Bromophenyl phenyl ether	55	U	55	14
59-50-7	4-Chloro-3-methylphenol	160	U	160	23
106-47-8	4-Chloroaniline	160	U	160	19
7005-72-3	4-Chlorophenyl phenyl ether	55	U	55	14
100-01-6	4-Nitroaniline	220	U	220	29
83-32-9	Acenaphthene	7.3	U	7.3	0.83
208-96-8	Acenaphthylene	7.3	U	7.3	0.38
98-86-2	Acetophenone	110	U	110	10
120-12-7	Anthracene	7.3	U	7.3	0.86
1912-24-9	Atrazine	220	U	220	10
100-52-7	Benzaldehyde	110	U *	110	13
56-55-3	Benzo[a]anthracene	7.3	U	7.3	0.69
50-32-8	Benzo[a]pyrene	7.3	U	7.3	0.70
205-99-2	Benzo[b]fluoranthene	7.3	U	7.3	0.65
191-24-2	Benzo[g,h,i]perylene	7.3	U	7.3	0.38
207-08-9	Benzo[k]fluoranthene	7.3	U	7.3	0.75
111-91-1	Bis(2-chloroethoxy)methane	110	U	110	24

FORM I

GC/MS SEMI VOA ORGANICS ANALYSIS DATA SHEET

Lab Name: TestAmerica Canton | Job No.: 240-28500-1

SDG No.:

Client Sample ID: DR-SB-215-0-02 | Lab Sample ID: 240-28500-5

Matrix: Solid | Lab File ID: 30911020.D

Analysis Method: 8270D | Date Collected: 08/28/2013 10:40

Extract. Method: 3540C | Date Extracted: 09/09/2013 10:32

Sample wt/vol: 29.64(g) | Date Analyzed: 09/11/2013 16:57

Con. Extract Vol.: 2.0(mL) | Dilution Factor: 1

Injection Volume: 1(uL) | Level: (low/med) Low

% Moisture: 7.8 | GPC Cleanup:(Y/N) N

Analysis Batch No.: 100975 | Units: ug/Kg

CAS NO.	COMPOUND NAME	RESULT	Q	RL	MDL
111-44-4	Bis(2-chloroethyl)ether	110	U	110	2.2
117-81-7	Bis(2-ethylhexyl) phthalate	77	U	77	21
85-68-7	Butyl benzyl phthalate	77	U	77	11
105-60-2	Caprolactam	360	U	360	41
86-74-8	Carbazole	55	U	55	30
218-01-9	Chrysene	7.3	U	7.3	1.2
84-74-2	Di-n-butyl phthalate	77	U	77	16
117-84-0	Di-n-octyl phthalate	77	U	77	8.7
53-70-3	Dibenzo(a,h)anthracene	7.3	U	7.3	0.72
132-64-9	Dibenzofuran	55	U	55	0.72
84-66-2	Diethyl phthalate	77	U	77	18
131-11-3	Dimethyl phthalate	77	U	77	19
206-44-0	Fluoranthene	5.5	J	7.3	0.60
86-73-7	Fluorene	7.3	U	7.3	0.58
118-74-1	Hexachlorobenzene	7.3	U	7.3	2.3
87-68-3	Hexachlorobutadiene	55	U	55	6.2
77-47-4	Hexachlorocyclopentadiene	360	U	360	8.9
67-72-1	Hexachloroethane	55	U	55	9.9
193-39-5	Indeno[1,2,3-cd]pyrene	7.3	U	7.3	0.38
78-59-1	Isophorone	55	U	55	14
621-64-7	N-Nitrosodi-n-propylamine	55	U	55	6.9
62-75-9	N-Nitrosodimethylamine	110	U	110	18
86-30-6	N-Nitrosodiphenylamine	55	U	55	23
91-20-3	Naphthalene	7.3	U	7.3	0.90
98-95-3	Nitrobenzene	110	U	110	2.4
87-86-5	Pentachlorophenol	160	U	160	10
85-01-8	Phenanthrene	7.3	U	7.3	0.80
108-95-2	Phenol	55	U	55	8.0
129-00-0	Pyrene	5.0	J	7.3	0.48
108-60-1	2,2'-oxybis[1-chloropropane]	110	U	110	10
606-20-2	2,6-Dinitrotoluene	220	U	220	23
100-02-7	4-Nitrophenol	360	U	360	19

FORM I

GC/MS SEMI VOA ORGANICS ANALYSIS DATA SHEET

Lab Name: TestAmerica Canton | Job No.: 240-28500-1

SDG No.:

Client Sample ID: DR-SB-215-0-02 | Lab Sample ID: 240-28500-5

Matrix: Solid | Lab File ID: 30911020.D

Analysis Method: 8270D | Date Collected: 08/28/2013 10:40

Extract. Method: 3540C | Date Extracted: 09/09/2013 10:32

Sample wt/vol: 29.64(g) | Date Analyzed: 09/11/2013 16:57

Con. Extract Vol.: 2.0(mL) | Dilution Factor: 1

Injection Volume: 1(uL) | Level: (low/med) Low

% Moisture: 7.8 | GPC Cleanup:(Y/N) N

Analysis Batch No.: 100975 | Units: ug/Kg

CAS NO.	SURROGATE	%REC	Q	LIMITS
1718-51-0	Terphenyl-d14 (Surr)	94		36-110
4165-62-2	Phenol-d5 (Surr)	62		26-110
4165-60-0	Nitrobenzene-d5 (Surr)	59		20-110
367-12-4	2-Fluorophenol (Surr)	65		24-110
321-60-8	2-Fluorobiphenyl (Surr)	63		24-110
118-79-6	2,4,6-Tribromophenol (Surr)	56		10-110

FORM I
GC/MS SEMI VOA ORGANICS ANALYSIS DATA SHEET

Lab Name: TestAmerica Canton | Job No.: 240-28500-1

SDG No.:

Client Sample ID: DR-SB-215-06-08 | Lab Sample ID: 240-28500-6

Matrix: Solid | Lab File ID: 30911018.D

Analysis Method: 8270D | Date Collected: 08/28/2013 10:45

Extract. Method: 3540C | Date Extracted: 09/09/2013 10:32

Sample wt/vol: 30.32(g) | Date Analyzed: 09/11/2013 16:06

Con. Extract Vol.: 2.0(mL) | Dilution Factor: 1

Injection Volume: 1(uL) | Level: (low/med) Low

% Moisture: 23.2 | GPC Cleanup:(Y/N) N

Analysis Batch No.: 100975 | Units: ug/Kg

CAS NO.	COMPOUND NAME	RESULT	Q	RL	MDL
92-52-4	1,1'-Biphenyl	64	U	64	4.5
88-06-2	2,4,6-Trichlorophenol	190	U	190	11
95-95-4	2,4,5-Trichlorophenol	190	U	190	32
120-83-2	2,4-Dichlorophenol	190	U	190	26
105-67-9	2,4-Dimethylphenol	190	U	190	26
51-28-5	2,4-Dinitrophenol	430	U	430	27
121-14-2	2,4-Dinitrotoluene	260	U	260	22
91-58-7	2-Chloronaphthalene	64	U	64	0.58
95-57-8	2-Chlorophenol	64	U	64	11
91-57-6	2-Methylnaphthalene	8.6	U	8.6	0.64
95-48-7	2-Methylphenol	260	U	260	14
88-74-4	2-Nitroaniline	260	U	260	12
88-75-5	2-Nitrophenol	64	U	64	11
15831-10-4	3 & 4 Methylphenol	520	U	520	26
91-94-1	3,3'-Dichlorobenzidine	130	U	130	23
99-09-2	3-Nitroaniline	260	U	260	21
534-52-1	4,6-Dinitro-2-methylphenol	190	U	190	12
101-55-3	4-Bromophenyl phenyl ether	64	U	64	17
59-50-7	4-Chloro-3-methylphenol	190	U	190	27
106-47-8	4-Chloroaniline	190	U	190	22
7005-72-3	4-Chlorophenyl phenyl ether	64	U	64	17
100-01-6	4-Nitroaniline	260	U	260	34
83-32-9	Acenaphthene	8.6	U	8.6	0.98
208-96-8	Acenaphthylene	8.6	U	8.6	0.45
98-86-2	Acetophenone	130	U	130	12
120-12-7	Anthracene	8.6	U	8.6	1.0
1912-24-9	Atrazine	260	U	260	12
100-52-7	Benzaldehyde	130	U *	130	15
56-55-3	Benzo[a]anthracene	8.6	U	8.6	0.81
50-32-8	Benzo[a]pyrene	8.6	U	8.6	0.82
205-99-2	Benzo[b]fluoranthene	8.6	U	8.6	0.76
191-24-2	Benzo[g,h,i]perylene	8.6	U	8.6	0.45
207-08-9	Benzo[k]fluoranthene	8.6	U	8.6	0.88
111-91-1	Bis(2-chloroethoxy)methane	130	U	130	28

FORM I
GC/MS SEMI VOA ORGANICS ANALYSIS DATA SHEET

Lab Name: TestAmerica Canton | Job No.: 240-28500-1

SDG No.:

Client Sample ID: DR-SB-215-06-08 | Lab Sample ID: 240-28500-6

Matrix: Solid | Lab File ID: 30911018.D

Analysis Method: 8270D | Date Collected: 08/28/2013 10:45

Extract. Method: 3540C | Date Extracted: 09/09/2013 10:32

Sample wt/vol: 30.32(g) | Date Analyzed: 09/11/2013 16:06

Con. Extract Vol.: 2.0(mL) | Dilution Factor: 1

Injection Volume: 1(uL) | Level: (low/med) Low

% Moisture: 23.2 | GPC Cleanup:(Y/N) N

Analysis Batch No.: 100975 | Units: ug/Kg

CAS NO.	COMPOUND NAME	RESULT	Q	RL	MDL
111-44-4	Bis(2-chloroethyl)ether	130	U	130	2.6
117-81-7	Bis(2-ethylhexyl) phthalate	29	J	90	24
85-68-7	Butyl benzyl phthalate	90	U	90	13
105-60-2	Caprolactam	430	U	430	48
86-74-8	Carbazole	64	U	64	35
218-01-9	Chrysene	8.6	U	8.6	1.4
84-74-2	Di-n-butyl phthalate	38	J	90	19
117-84-0	Di-n-octyl phthalate	90	U	90	10
53-70-3	Dibenzo(a,h)anthracene	8.6	U	8.6	0.85
132-64-9	Dibenzofuran	64	U	64	0.85
84-66-2	Diethyl phthalate	90	U	90	21
131-11-3	Dimethyl phthalate	90	U	90	22
206-44-0	Fluoranthene	9.1		8.6	0.71
86-73-7	Fluorene	8.6	U	8.6	0.68
118-74-1	Hexachlorobenzene	8.6	U	8.6	2.7
87-68-3	Hexachlorobutadiene	64	U	64	7.2
77-47-4	Hexachlorocyclopentadiene	430	U	430	10
67-72-1	Hexachloroethane	64	U	64	12
193-39-5	Indeno[1,2,3-cd]pyrene	8.6	U	8.6	0.45
78-59-1	Isophorone	64	U	64	17
621-64-7	N-Nitrosodi-n-propylamine	64	U	64	8.1
62-75-9	N-Nitrosodimethylamine	130	U	130	21
86-30-6	N-Nitrosodiphenylamine	64	U	64	27
91-20-3	Naphthalene	8.6	U	8.6	1.1
98-95-3	Nitrobenzene	130	U	130	2.8
87-86-5	Pentachlorophenol	190	U	190	12
85-01-8	Phenanthrene	8.3	J	8.6	0.94
108-95-2	Phenol	64	U	64	9.4
129-00-0	Pyrene	9.5		8.6	0.57
108-60-1	2,2'-oxybis[1-chloropropane]	130	U	130	12
606-20-2	2,6-Dinitrotoluene	260	U	260	27
100-02-7	4-Nitrophenol	430	U	430	22

FORM I

GC/MS SEMI VOA ORGANICS ANALYSIS DATA SHEET

Lab Name: TestAmerica Canton Job No.: 240-28500-1

SDG No.:

Client Sample ID: DR-SB-215-06-08 Lab Sample ID: 240-28500-6

Matrix: Solid Lab File ID: 30911018.D

Analysis Method: 8270D Date Collected: 08/28/2013 10:45

Extract. Method: 3540C Date Extracted: 09/09/2013 10:32

Sample wt/vol: 30.32(g) Date Analyzed: 09/11/2013 16:06

Con. Extract Vol.: 2.0(mL) Dilution Factor: 1

Injection Volume: 1(uL) Level: (low/med) Low

% Moisture: 23.2 GPC Cleanup:(Y/N) N

Analysis Batch No.: 100975 Units: ug/Kg

CAS NO.	SURROGATE	%REC	Q	LIMITS
1718-51-0	Terphenyl-d14 (Surr)	107		36-110
4165-62-2	Phenol-d5 (Surr)	72		26-110
4165-60-0	Nitrobenzene-d5 (Surr)	67		20-110
367-12-4	2-Fluorophenol (Surr)	73		24-110
321-60-8	2-Fluorobiphenyl (Surr)	72		24-110
118-79-6	2,4,6-Tribromophenol (Surr)	75		10-110

FORM I
GC/MS SEMI VOA ORGANICS ANALYSIS DATA SHEET

Lab Name: TestAmerica Canton | Job No.: 240-28500-1

SDG No.:

Client Sample ID: DR-SB-216-02-04 | Lab Sample ID: 240-28500-7

Matrix: Solid | Lab File ID: 30912028.D

Analysis Method: 8270D | Date Collected: 08/28/2013 11:50

Extract. Method: 3540C | Date Extracted: 09/09/2013 10:32

Sample wt/vol: 29.91(g) | Date Analyzed: 09/12/2013 19:34

Con. Extract Vol.: 2.0(mL) | Dilution Factor: 1

Injection Volume: 1(uL) | Level: (low/med) Low

% Moisture: 19.5 | GPC Cleanup:(Y/N) N

Analysis Batch No.: 101122 | Units: ug/Kg

CAS NO.	COMPOUND NAME	RESULT	Q	RL	MDL
92-52-4	1,1'-Biphenyl	4.4	J	62	4.4
88-06-2	2,4,6-Trichlorophenol	190	U	190	11
95-95-4	2,4,5-Trichlorophenol	190	U	190	31
120-83-2	2,4-Dichlorophenol	190	U	190	25
105-67-9	2,4-Dimethylphenol	190	U	190	25
51-28-5	2,4-Dinitrophenol	410	U	410	26
121-14-2	2,4-Dinitrotoluene	250	U	250	21
91-58-7	2-Chloronaphthalene	62	U	62	0.56
95-57-8	2-Chlorophenol	62	U	62	10
91-57-6	2-Methylnaphthalene	51		8.3	0.62
95-48-7	2-Methylphenol	250	U	250	14
88-74-4	2-Nitroaniline	250	U	250	11
88-75-5	2-Nitrophenol	62	U	62	10
15831-10-4	3 & 4 Methylphenol	500	U	500	25
91-94-1	3,3'-Dichlorobenzidine	120	U	120	22
99-09-2	3-Nitroaniline	250	U	250	20
534-52-1	4,6-Dinitro-2-methylphenol	190	U	190	11
101-55-3	4-Bromophenyl phenyl ether	62	U	62	16
59-50-7	4-Chloro-3-methylphenol	190	U	190	26
106-47-8	4-Chloroaniline	190	U	190	21
7005-72-3	4-Chlorophenyl phenyl ether	62	U	62	16
100-01-6	4-Nitroaniline	250	U	250	32
83-32-9	Acenaphthene	14		8.3	0.95
208-96-8	Acenaphthylene	8.3	U	8.3	0.44
98-86-2	Acetophenone	120	U	120	11
120-12-7	Anthracene	9.7		8.3	0.97
1912-24-9	Atrazine	250	U	250	11
100-52-7	Benzaldehyde	120	U *	120	15
56-55-3	Benzo[a]anthracene	14		8.3	0.78
50-32-8	Benzo[a]pyrene	12		8.3	0.80
205-99-2	Benzo[b]fluoranthene	15		8.3	0.73
191-24-2	Benzo[g,h,i]perylene	11		8.3	0.44
207-08-9	Benzo[k]fluoranthene	5.4	J	8.3	0.85
111-91-1	Bis(2-chloroethoxy)methane	120	U	120	27

FORM I

GC/MS SEMI VOA ORGANICS ANALYSIS DATA SHEET

Lab Name: TestAmerica Canton | Job No.: 240-28500-1

SDG No.:

Client Sample ID: DR-SB-216-02-04 | Lab Sample ID: 240-28500-7

Matrix: Solid | Lab File ID: 30912028.D

Analysis Method: 8270D | Date Collected: 08/28/2013 11:50

Extract. Method: 3540C | Date Extracted: 09/09/2013 10:32

Sample wt/vol: 29.91(g) | Date Analyzed: 09/12/2013 19:34

Con. Extract Vol.: 2.0(mL) | Dilution Factor: 1

Injection Volume: 1(uL) | Level: (low/med) Low

% Moisture: 19.5 | GPC Cleanup:(Y/N) N

Analysis Batch No.: 101122 | Units: ug/Kg

CAS NO.	COMPOUND NAME	RESULT	Q	RL	MDL
111-44-4	Bis(2-chloroethyl)ether	120	U	120	2.5
117-81-7	Bis(2-ethylhexyl) phthalate	87	U	87	24
85-68-7	Butyl benzyl phthalate	87	U	87	12
105-60-2	Caprolactam	410	U	410	46
86-74-8	Carbazole	62	U	62	34
218-01-9	Chrysene	16		8.3	1.4
84-74-2	Di-n-butyl phthalate	19	J	87	19
117-84-0	Di-n-octyl phthalate	87	U	87	9.8
53-70-3	Dibenzo(a,h)anthracene	8.3	U	8.3	0.82
132-64-9	Dibenzofuran	5.3	J	62	0.82
84-66-2	Diethyl phthalate	87	U	87	20
131-11-3	Dimethyl phthalate	87	U	87	21
206-44-0	Fluoranthene	32		8.3	0.68
86-73-7	Fluorene	17		8.3	0.66
118-74-1	Hexachlorobenzene	8.3	U	8.3	2.6
87-68-3	Hexachlorobutadiene	62	U	62	7.0
77-47-4	Hexachlorocyclopentadiene	410	U	410	10
67-72-1	Hexachloroethane	62	U	62	11
193-39-5	Indeno[1,2,3-cd]pyrene	8.4		8.3	0.44
78-59-1	Isophorone	62	U	62	16
621-64-7	N-Nitrosodi-n-propylamine	62	U	62	7.8
62-75-9	N-Nitrosodimethylamine	120	U	120	20
86-30-6	N-Nitrosodiphenylamine	62	U	62	26
91-20-3	Naphthalene	30		8.3	1.0
98-95-3	Nitrobenzene	120	U	120	2.7
87-86-5	Pentachlorophenol	190	U	190	11
85-01-8	Phenanthrene	53		8.3	0.91
108-95-2	Phenol	62	U	62	9.1
129-00-0	Pyrene	35		8.3	0.55
108-60-1	2,2'-oxybis[1-chloropropane]	120	U	120	12
606-20-2	2,6-Dinitrotoluene	250	U	250	26
100-02-7	4-Nitrophenol	410	U	410	21

FORM I

GC/MS SEMI VOA ORGANICS ANALYSIS DATA SHEET

Lab Name: TestAmerica Canton Job No.: 240-28500-1

SDG No.:

Client Sample ID: DR-SB-216-02-04 Lab Sample ID: 240-28500-7

Matrix: Solid Lab File ID: 30912028.D

Analysis Method: 8270D Date Collected: 08/28/2013 11:50

Extract. Method: 3540C Date Extracted: 09/09/2013 10:32

Sample wt/vol: 29.91(g) Date Analyzed: 09/12/2013 19:34

Con. Extract Vol.: 2.0(mL) Dilution Factor: 1

Injection Volume: 1(uL) Level: (low/med) Low

% Moisture: 19.5 GPC Cleanup:(Y/N) N

Analysis Batch No.: 101122 Units: ug/Kg

CAS NO.	SURROGATE	%REC	Q	LIMITS
1718-51-0	Terphenyl-d14 (Surr)	84		36-110
4165-62-2	Phenol-d5 (Surr)	59		26-110
4165-60-0	Nitrobenzene-d5 (Surr)	52		20-110
367-12-4	2-Fluorophenol (Surr)	59		24-110
321-60-8	2-Fluorobiphenyl (Surr)	60		24-110
118-79-6	2,4,6-Tribromophenol (Surr)	68		10-110

FORM I
GC/MS SEMI VOA ORGANICS ANALYSIS DATA SHEET

Lab Name: TestAmerica Canton | Job No.: 240-28500-1

SDG No.:

Client Sample ID: DR-SB-216-06-08 | Lab Sample ID: 240-28500-8

Matrix: Solid | Lab File ID: 30911019.D

Analysis Method: 8270D | Date Collected: 08/28/2013 11:55

Extract. Method: 3540C | Date Extracted: 09/09/2013 10:32

Sample wt/vol: 30.41(g) | Date Analyzed: 09/11/2013 16:32

Con. Extract Vol.: 2.0(mL) | Dilution Factor: 1

Injection Volume: 1(uL) | Level: (low/med) Low

% Moisture: 5.5 | GPC Cleanup:(Y/N) N

Analysis Batch No.: 100975 | Units: ug/Kg

CAS NO.	COMPOUND NAME	RESULT	Q	RL	MDL
92-52-4	1,1'-Biphenyl	52	U	52	3.7
88-06-2	2,4,6-Trichlorophenol	160	U	160	9.3
95-95-4	2,4,5-Trichlorophenol	160	U	160	26
120-83-2	2,4-Dichlorophenol	160	U	160	21
105-67-9	2,4-Dimethylphenol	160	U	160	21
51-28-5	2,4-Dinitrophenol	340	U	340	22
121-14-2	2,4-Dinitrotoluene	210	U	210	18
91-58-7	2-Chloronaphthalene	52	U	52	0.47
95-57-8	2-Chlorophenol	52	U	52	8.6
91-57-6	2-Methylnaphthalene	7.0	U	7.0	0.52
95-48-7	2-Methylphenol	210	U	210	11
88-74-4	2-Nitroaniline	210	U	210	9.5
88-75-5	2-Nitrophenol	52	U	52	8.7
15831-10-4	3 & 4 Methylphenol	420	U	420	21
91-94-1	3,3'-Dichlorobenzidine	100	U	100	19
99-09-2	3-Nitroaniline	210	U	210	17
534-52-1	4,6-Dinitro-2-methylphenol	160	U	160	9.6
101-55-3	4-Bromophenyl phenyl ether	52	U	52	14
59-50-7	4-Chloro-3-methylphenol	160	U	160	22
106-47-8	4-Chloroaniline	160	U	160	18
7005-72-3	4-Chlorophenyl phenyl ether	52	U	52	14
100-01-6	4-Nitroaniline	210	U	210	27
83-32-9	Acenaphthene	7.0	U	7.0	0.79
208-96-8	Acenaphthylene	7.0	U	7.0	0.37
98-86-2	Acetophenone	100	U	100	9.6
120-12-7	Anthracene	7.0	U	7.0	0.81
1912-24-9	Atrazine	210	U	210	9.5
100-52-7	Benzaldehyde	100	U *	100	13
56-55-3	Benzo[a]anthracene	7.0	U	7.0	0.66
50-32-8	Benzo[a]pyrene	7.0	U	7.0	0.67
205-99-2	Benzo[b]fluoranthene	7.0	U	7.0	0.62
191-24-2	Benzo[g,h,i]perylene	7.0	U	7.0	0.37
207-08-9	Benzo[k]fluoranthene	7.0	U	7.0	0.71
111-91-1	Bis(2-chloroethoxy)methane	100	U	100	23

FORM I
GC/MS SEMI VOA ORGANICS ANALYSIS DATA SHEET

Lab Name: TestAmerica Canton | Job No.: 240-28500-1

SDG No.:

Client Sample ID: DR-SB-216-06-08 | Lab Sample ID: 240-28500-8

Matrix: Solid | Lab File ID: 30911019.D

Analysis Method: 8270D | Date Collected: 08/28/2013 11:55

Extract. Method: 3540C | Date Extracted: 09/09/2013 10:32

Sample wt/vol: 30.41(g) | Date Analyzed: 09/11/2013 16:32

Con. Extract Vol.: 2.0(mL) | Dilution Factor: 1

Injection Volume: 1(uL) | Level: (low/med) Low

% Moisture: 5.5 | GPC Cleanup:(Y/N) N

Analysis Batch No.: 100975 | Units: ug/Kg

CAS NO.	COMPOUND NAME	RESULT	Q	RL	MDL
111-44-4	Bis(2-chloroethyl)ether	100	U	100	2.1
117-81-7	Bis(2-ethylhexyl) phthalate	73	U	73	20
85-68-7	Butyl benzyl phthalate	73	U	73	10
105-60-2	Caprolactam	340	U	340	39
86-74-8	Carbazole	52	U	52	28
218-01-9	Chrysene	7.0	U	7.0	1.1
84-74-2	Di-n-butyl phthalate	24	J	73	16
117-84-0	Di-n-octyl phthalate	73	U	73	8.2
53-70-3	Dibenzo(a,h)anthracene	7.0	U	7.0	0.69
132-64-9	Dibenzofuran	52	U	52	0.69
84-66-2	Diethyl phthalate	73	U	73	17
131-11-3	Dimethyl phthalate	73	U	73	18
206-44-0	Fluoranthene	7.0	U	7.0	0.57
86-73-7	Fluorene	7.0	U	7.0	0.55
118-74-1	Hexachlorobenzene	7.0	U	7.0	2.2
87-68-3	Hexachlorobutadiene	52	U	52	5.8
77-47-4	Hexachlorocyclopentadiene	340	U	340	8.5
67-72-1	Hexachloroethane	52	U	52	9.4
193-39-5	Indeno[1,2,3-cd]pyrene	7.0	U	7.0	0.37
78-59-1	Isophorone	52	U	52	14
621-64-7	N-Nitrosodi-n-propylamine	52	U	52	6.6
62-75-9	N-Nitrosodimethylamine	100	U	100	17
86-30-6	N-Nitrosodiphenylamine	52	U	52	22
91-20-3	Naphthalene	7.0	U	7.0	0.86
98-95-3	Nitrobenzene	100	U	100	2.3
87-86-5	Pentachlorophenol	160	U	160	9.5
85-01-8	Phenanthrene	7.0	U	7.0	0.76
108-95-2	Phenol	52	U	52	7.6
129-00-0	Pyrene	7.0	U	7.0	0.46
108-60-1	2,2'-oxybis[1-chloropropane]	100	U	100	9.9
606-20-2	2,6-Dinitrotoluene	210	U	210	22
100-02-7	4-Nitrophenol	340	U	340	18

FORM I
GC/MS SEMI VOA ORGANICS ANALYSIS DATA SHEET

Lab Name: TestAmerica Canton | Job No.: 240-28500-1

SDG No.:

Client Sample ID: DR-SB-216-06-08 | Lab Sample ID: 240-28500-8

Matrix: Solid | Lab File ID: 30911019.D

Analysis Method: 8270D | Date Collected: 08/28/2013 11:55

Extract. Method: 3540C | Date Extracted: 09/09/2013 10:32

Sample wt/vol: 30.41(g) | Date Analyzed: 09/11/2013 16:32

Con. Extract Vol.: 2.0(mL) | Dilution Factor: 1

Injection Volume: 1(uL) | Level: (low/med) Low

% Moisture: 5.5 | GPC Cleanup:(Y/N) N

Analysis Batch No.: 100975 | Units: ug/Kg

CAS NO.	SURROGATE	%REC	Q	LIMITS
1718-51-0	Terphenyl-d14 (Surr)	93		36-110
4165-62-2	Phenol-d5 (Surr)	55		26-110
4165-60-0	Nitrobenzene-d5 (Surr)	45		20-110
367-12-4	2-Fluorophenol (Surr)	54		24-110
321-60-8	2-Fluorobiphenyl (Surr)	48		24-110
118-79-6	2,4,6-Tribromophenol (Surr)	64		10-110

FORM I
GC/MS SEMI VOA ORGANICS ANALYSIS DATA SHEET

Lab Name: TestAmerica Canton | Job No.: 240-28500-1

SDG No.:

Client Sample ID: DR-SB-217-02-04 | Lab Sample ID: 240-28500-9

Matrix: Solid | Lab File ID: 30912026.D

Analysis Method: 8270D | Date Collected: 08/28/2013 14:10

Extract. Method: 3540C | Date Extracted: 09/09/2013 10:32

Sample wt/vol: 29.91(g) | Date Analyzed: 09/12/2013 18:44

Con. Extract Vol.: 2.0(mL) | Dilution Factor: 1

Injection Volume: 1(uL) | Level: (low/med) Low

% Moisture: 12.2 | GPC Cleanup:(Y/N) N

Analysis Batch No.: 101122 | Units: ug/Kg

CAS NO.	COMPOUND NAME	RESULT	Q	RL	MDL
92-52-4	1,1'-Biphenyl	57	U	57	4.0
88-06-2	2,4,6-Trichlorophenol	170	U	170	10
95-95-4	2,4,5-Trichlorophenol	170	U	170	29
120-83-2	2,4-Dichlorophenol	170	U	170	23
105-67-9	2,4-Dimethylphenol	170	U	170	23
51-28-5	2,4-Dinitrophenol	380	U	380	24
121-14-2	2,4-Dinitrotoluene	230	U	230	19
91-58-7	2-Chloronaphthalene	57	U	57	0.51
95-57-8	2-Chlorophenol	57	U	57	9.4
91-57-6	2-Methylnaphthalene	7.6	U	7.6	0.57
95-48-7	2-Methylphenol	230	U	230	13
88-74-4	2-Nitroaniline	230	U	230	10
88-75-5	2-Nitrophenol	57	U	57	9.5
15831-10-4	3 & 4 Methylphenol	460	U	460	23
91-94-1	3,3'-Dichlorobenzidine	110	U	110	21
99-09-2	3-Nitroaniline	230	U	230	18
534-52-1	4,6-Dinitro-2-methylphenol	170	U	170	11
101-55-3	4-Bromophenyl phenyl ether	57	U	57	15
59-50-7	4-Chloro-3-methylphenol	170	U	170	24
106-47-8	4-Chloroaniline	170	U	170	19
7005-72-3	4-Chlorophenyl phenyl ether	57	U	57	15
100-01-6	4-Nitroaniline	230	U	230	30
83-32-9	Acenaphthene	7.6	U	7.6	0.87
208-96-8	Acenaphthylene	7.6	U	7.6	0.40
98-86-2	Acetophenone	110	U	110	11
120-12-7	Anthracene	4.0	J	7.6	0.89
1912-24-9	Atrazine	230	U	230	10
100-52-7	Benzaldehyde	110	U *	110	14
56-55-3	Benzo[a]anthracene	12		7.6	0.72
50-32-8	Benzo[a]pyrene	11		7.6	0.73
205-99-2	Benzo[b]fluoranthene	15		7.6	0.67
191-24-2	Benzo[g,h,i]perylene	7.9		7.6	0.40
207-08-9	Benzo[k]fluoranthene	5.0	J	7.6	0.78
111-91-1	Bis(2-chloroethoxy)methane	110	U	110	25

FORM I
GC/MS SEMI VOA ORGANICS ANALYSIS DATA SHEET

Lab Name: TestAmerica Canton | Job No.: 240-28500-1

SDG No.:

Client Sample ID: DR-SB-217-02-04 | Lab Sample ID: 240-28500-9

Matrix: Solid | Lab File ID: 30912026.D

Analysis Method: 8270D | Date Collected: 08/28/2013 14:10

Extract. Method: 3540C | Date Extracted: 09/09/2013 10:32

Sample wt/vol: 29.91(g) | Date Analyzed: 09/12/2013 18:44

Con. Extract Vol.: 2.0(mL) | Dilution Factor: 1

Injection Volume: 1(uL) | Level: (low/med) Low

% Moisture: 12.2 | GPC Cleanup:(Y/N) N

Analysis Batch No.: 101122 | Units: ug/Kg

CAS NO.	COMPOUND NAME	RESULT	Q	RL	MDL
111-44-4	Bis(2-chloroethyl)ether	110	U	110	2.3
117-81-7	Bis(2-ethylhexyl) phthalate	80	U	80	22
85-68-7	Butyl benzyl phthalate	80	U	80	11
105-60-2	Caprolactam	380	U	380	42
86-74-8	Carbazole	57	U	57	31
218-01-9	Chrysene	13		7.6	1.3
84-74-2	Di-n-butyl phthalate	80	U	80	17
117-84-0	Di-n-octyl phthalate	80	U	80	9.0
53-70-3	Dibenzo(a,h)anthracene	7.6	U	7.6	0.75
132-64-9	Dibenzofuran	57	U	57	0.75
84-66-2	Diethyl phthalate	80	U	80	18
131-11-3	Dimethyl phthalate	80	U	80	19
206-44-0	Fluoranthene	31		7.6	0.63
86-73-7	Fluorene	7.6	U	7.6	0.61
118-74-1	Hexachlorobenzene	7.6	U	7.6	2.4
87-68-3	Hexachlorobutadiene	57	U	57	6.4
77-47-4	Hexachlorocyclopentadiene	380	U	380	9.3
67-72-1	Hexachloroethane	57	U	57	10
193-39-5	Indeno[1,2,3-cd]pyrene	6.7	J	7.6	0.40
78-59-1	Isophorone	57	U	57	15
621-64-7	N-Nitrosodi-n-propylamine	57	U	57	7.2
62-75-9	N-Nitrosodimethylamine	110	U	110	18
86-30-6	N-Nitrosodiphenylamine	57	U	57	24
91-20-3	Naphthalene	7.6	U	7.6	0.94
98-95-3	Nitrobenzene	110	U	110	2.5
87-86-5	Pentachlorophenol	170	U	170	10
85-01-8	Phenanthrene	9.9		7.6	0.83
108-95-2	Phenol	57	U	57	8.3
129-00-0	Pyrene	25		7.6	0.50
108-60-1	2,2'-oxybis[1-chloropropane]	110	U	110	11
606-20-2	2,6-Dinitrotoluene	230	U	230	24
100-02-7	4-Nitrophenol	380	U	380	19

FORM I

GC/MS SEMI VOA ORGANICS ANALYSIS DATA SHEET

Lab Name: TestAmerica Canton | Job No.: 240-28500-1

SDG No.:

Client Sample ID: DR-SB-217-02-04 | Lab Sample ID: 240-28500-9

Matrix: Solid | Lab File ID: 30912026.D

Analysis Method: 8270D | Date Collected: 08/28/2013 14:10

Extract. Method: 3540C | Date Extracted: 09/09/2013 10:32

Sample wt/vol: 29.91(g) | Date Analyzed: 09/12/2013 18:44

Con. Extract Vol.: 2.0(mL) | Dilution Factor: 1

Injection Volume: 1(uL) | Level: (low/med) Low

% Moisture: 12.2 | GPC Cleanup:(Y/N) N

Analysis Batch No.: 101122 | Units: ug/Kg

CAS NO.	SURROGATE	%REC	Q	LIMITS
1718-51-0	Terphenyl-d14 (Surr)	100		36-110
4165-62-2	Phenol-d5 (Surr)	65		26-110
4165-60-0	Nitrobenzene-d5 (Surr)	56		20-110
367-12-4	2-Fluorophenol (Surr)	64		24-110
321-60-8	2-Fluorobiphenyl (Surr)	60		24-110
118-79-6	2,4,6-Tribromophenol (Surr)	76		10-110

FORM I
GC/MS SEMI VOA ORGANICS ANALYSIS DATA SHEET

Lab Name: TestAmerica Canton | Job No.: 240-28500-1

SDG No.:

Client Sample ID: DR-SB-217-06-08 | Lab Sample ID: 240-28500-10

Matrix: Solid | Lab File ID: 30912029.D

Analysis Method: 8270D | Date Collected: 08/28/2013 14:15

Extract. Method: 3540C | Date Extracted: 09/09/2013 10:32

Sample wt/vol: 29.97(g) | Date Analyzed: 09/12/2013 19:59

Con. Extract Vol.: 2.0(mL) | Dilution Factor: 1

Injection Volume: 1(uL) | Level: (low/med) Low

% Moisture: 10.0 | GPC Cleanup:(Y/N) N

Analysis Batch No.: 101122 | Units: ug/Kg

CAS NO.	COMPOUND NAME	RESULT	Q	RL	MDL
92-52-4	1,1'-Biphenyl	56	U	56	3.9
88-06-2	2,4,6-Trichlorophenol	170	U	170	9.9
95-95-4	2,4,5-Trichlorophenol	170	U	170	28
120-83-2	2,4-Dichlorophenol	170	U	170	22
105-67-9	2,4-Dimethylphenol	170	U	170	22
51-28-5	2,4-Dinitrophenol	370	U	370	23
121-14-2	2,4-Dinitrotoluene	220	U	220	19
91-58-7	2-Chloronaphthalene	56	U	56	0.50
95-57-8	2-Chlorophenol	56	U	56	9.1
91-57-6	2-Methylnaphthalene	7.9		7.4	0.56
95-48-7	2-Methylphenol	220	U	220	12
88-74-4	2-Nitroaniline	220	U	220	10
88-75-5	2-Nitrophenol	56	U	56	9.2
15831-10-4	3 & 4 Methylphenol	450	U	450	22
91-94-1	3,3'-Dichlorobenzidine	110	U	110	20
99-09-2	3-Nitroaniline	220	U	220	18
534-52-1	4,6-Dinitro-2-methylphenol	170	U	170	10
101-55-3	4-Bromophenyl phenyl ether	56	U	56	14
59-50-7	4-Chloro-3-methylphenol	170	U	170	23
106-47-8	4-Chloroaniline	170	U	170	19
7005-72-3	4-Chlorophenyl phenyl ether	56	U	56	14
100-01-6	4-Nitroaniline	220	U	220	29
83-32-9	Acenaphthene	5.6	J	7.4	0.85
208-96-8	Acenaphthylene	4.6	J	7.4	0.39
98-86-2	Acetophenone	110	U	110	10
120-12-7	Anthracene	11		7.4	0.87
1912-24-9	Atrazine	220	U	220	10
100-52-7	Benzaldehyde	110	U *	110	13
56-55-3	Benzo[a]anthracene	44		7.4	0.70
50-32-8	Benzo[a]pyrene	40		7.4	0.71
205-99-2	Benzo[b]fluoranthene	56		7.4	0.66
191-24-2	Benzo[g,h,i]perylene	31		7.4	0.39
207-08-9	Benzo[k]fluoranthene	20		7.4	0.76
111-91-1	Bis(2-chloroethoxy)methane	110	U	110	24

FORM I
GC/MS SEMI VOA ORGANICS ANALYSIS DATA SHEET

Lab Name: TestAmerica Canton | Job No.: 240-28500-1

SDG No.:

Client Sample ID: DR-SB-217-06-08 | Lab Sample ID: 240-28500-10

Matrix: Solid | Lab File ID: 30912029.D

Analysis Method: 8270D | Date Collected: 08/28/2013 14:15

Extract. Method: 3540C | Date Extracted: 09/09/2013 10:32

Sample wt/vol: 29.97(g) | Date Analyzed: 09/12/2013 19:59

Con. Extract Vol.: 2.0(mL) | Dilution Factor: 1

Injection Volume: 1(uL) | Level: (low/med) Low

% Moisture: 10.0 | GPC Cleanup:(Y/N) N

Analysis Batch No.: 101122 | Units: ug/Kg

CAS NO.	COMPOUND NAME	RESULT	Q	RL	MDL
111-44-4	Bis(2-chloroethyl)ether	110	U	110	2.2
117-81-7	Bis(2-ethylhexyl) phthalate	78	U	78	21
85-68-7	Butyl benzyl phthalate	78	U	78	11
105-60-2	Caprolactam	370	U	370	41
86-74-8	Carbazole	56	U	56	30
218-01-9	Chrysene	51		7.4	1.2
84-74-2	Di-n-butyl phthalate	33	J	78	17
117-84-0	Di-n-octyl phthalate	78	U	78	8.8
53-70-3	Dibenzo(a,h)anthracene	7.4	U	7.4	0.73
132-64-9	Dibenzofuran	56	U	56	0.73
84-66-2	Diethyl phthalate	78	U	78	18
131-11-3	Dimethyl phthalate	78	U	78	19
206-44-0	Fluoranthene	88		7.4	0.61
86-73-7	Fluorene	6.9	J	7.4	0.59
118-74-1	Hexachlorobenzene	7.4	U	7.4	2.3
87-68-3	Hexachlorobutadiene	56	U	56	6.2
77-47-4	Hexachlorocyclopentadiene	370	U	370	9.0
67-72-1	Hexachloroethane	56	U	56	10
193-39-5	Indeno[1,2,3-cd]pyrene	25		7.4	0.39
78-59-1	Isophorone	56	U	56	14
621-64-7	N-Nitrosodi-n-propylamine	56	U	56	7.0
62-75-9	N-Nitrosodimethylamine	110	U	110	18
86-30-6	N-Nitrosodiphenylamine	56	U	56	23
91-20-3	Naphthalene	8.6		7.4	0.91
98-95-3	Nitrobenzene	110	U	110	2.4
87-86-5	Pentachlorophenol	170	U	170	10
85-01-8	Phenanthrene	55		7.4	0.81
108-95-2	Phenol	56	U	56	8.1
129-00-0	Pyrene	85		7.4	0.49
108-60-1	2,2'-oxybis[1-chloropropane]	110	U	110	11
606-20-2	2,6-Dinitrotoluene	220	U	220	23
100-02-7	4-Nitrophenol	370	U	370	19

FORM I
GC/MS SEMI VOA ORGANICS ANALYSIS DATA SHEET

Lab Name: TestAmerica Canton | Job No.: 240-28500-1

SDG No.:

Client Sample ID: DR-SB-217-06-08 | Lab Sample ID: 240-28500-10

Matrix: Solid | Lab File ID: 30912029.D

Analysis Method: 8270D | Date Collected: 08/28/2013 14:15

Extract. Method: 3540C | Date Extracted: 09/09/2013 10:32

Sample wt/vol: 29.97(g) | Date Analyzed: 09/12/2013 19:59

Con. Extract Vol.: 2.0(mL) | Dilution Factor: 1

Injection Volume: 1(uL) | Level: (low/med) Low

% Moisture: 10.0 | GPC Cleanup:(Y/N) N

Analysis Batch No.: 101122 | Units: ug/Kg

CAS NO.	SURROGATE	%REC	Q	LIMITS
1718-51-0	Terphenyl-d14 (Surr)	84		36-110
4165-62-2	Phenol-d5 (Surr)	57		26-110
4165-60-0	Nitrobenzene-d5 (Surr)	54		20-110
367-12-4	2-Fluorophenol (Surr)	59		24-110
321-60-8	2-Fluorobiphenyl (Surr)	57		24-110
118-79-6	2,4,6-Tribromophenol (Surr)	66		10-110

FORM I
GC/MS SEMI VOA ORGANICS ANALYSIS DATA SHEET

Lab Name: TestAmerica Canton | Job No.: 240-28500-1

SDG No.:

Client Sample ID: DR-SB-218-02-04 | Lab Sample ID: 240-28500-11

Matrix: Solid | Lab File ID: 30912025.D

Analysis Method: 8270D | Date Collected: 08/28/2013 15:00

Extract. Method: 3540C | Date Extracted: 09/09/2013 10:32

Sample wt/vol: 30.21(g) | Date Analyzed: 09/12/2013 18:20

Con. Extract Vol.: 2.0(mL) | Dilution Factor: 1

Injection Volume: 1(uL) | Level: (low/med) Low

% Moisture: 17.2 | GPC Cleanup:(Y/N) N

Analysis Batch No.: 101122 | Units: ug/Kg

CAS NO.	COMPOUND NAME	RESULT	Q	RL	MDL
92-52-4	1,1'-Biphenyl	60	U	60	4.2
88-06-2	2,4,6-Trichlorophenol	180	U	180	11
95-95-4	2,4,5-Trichlorophenol	180	U	180	30
120-83-2	2,4-Dichlorophenol	180	U	180	24
105-67-9	2,4-Dimethylphenol	180	U	180	24
51-28-5	2,4-Dinitrophenol	400	U	400	25
121-14-2	2,4-Dinitrotoluene	240	U	240	20
91-58-7	2-Chloronaphthalene	60	U	60	0.54
95-57-8	2-Chlorophenol	60	U	60	9.8
91-57-6	2-Methylnaphthalene	22		8.0	0.60
95-48-7	2-Methylphenol	240	U	240	13
88-74-4	2-Nitroaniline	240	U	240	11
88-75-5	2-Nitrophenol	60	U	60	10
15831-10-4	3 & 4 Methylphenol	480	U	480	24
91-94-1	3,3'-Dichlorobenzidine	120	U	120	22
99-09-2	3-Nitroaniline	240	U	240	19
534-52-1	4,6-Dinitro-2-methylphenol	180	U	180	11
101-55-3	4-Bromophenyl phenyl ether	60	U	60	16
59-50-7	4-Chloro-3-methylphenol	180	U	180	25
106-47-8	4-Chloroaniline	180	U	180	20
7005-72-3	4-Chlorophenyl phenyl ether	60	U	60	16
100-01-6	4-Nitroaniline	240	U	240	31
83-32-9	Acenaphthene	6.5	J	8.0	0.91
208-96-8	Acenaphthylene	8.0	U	8.0	0.42
98-86-2	Acetophenone	120	U	120	11
120-12-7	Anthracene	8.0	U	8.0	0.94
1912-24-9	Atrazine	240	U	240	11
100-52-7	Benzaldehyde	120	U *	120	14
56-55-3	Benzo[a]anthracene	8.0	U	8.0	0.76
50-32-8	Benzo[a]pyrene	4.6	J	8.0	0.77
205-99-2	Benzo[b]fluoranthene	5.9	J	8.0	0.71
191-24-2	Benzo[g,h,i]perylene	8.0	U	8.0	0.42
207-08-9	Benzo[k]fluoranthene	8.0	U	8.0	0.82
111-91-1	Bis(2-chloroethoxy)methane	120	U	120	26

FORM I
GC/MS SEMI VOA ORGANICS ANALYSIS DATA SHEET

Lab Name: TestAmerica Canton | Job No.: 240-28500-1

SDG No.:

Client Sample ID: DR-SB-218-02-04 | Lab Sample ID: 240-28500-11

Matrix: Solid | Lab File ID: 30912025.D

Analysis Method: 8270D | Date Collected: 08/28/2013 15:00

Extract. Method: 3540C | Date Extracted: 09/09/2013 10:32

Sample wt/vol: 30.21(g) | Date Analyzed: 09/12/2013 18:20

Con. Extract Vol.: 2.0(mL) | Dilution Factor: 1

Injection Volume: 1(uL) | Level: (low/med) Low

% Moisture: 17.2 | GPC Cleanup:(Y/N) N

Analysis Batch No.: 101122 | Units: ug/Kg

CAS NO.	COMPOUND NAME	RESULT	Q	RL	MDL
111-44-4	Bis(2-chloroethyl)ether	120	U	120	2.4
117-81-7	Bis(2-ethylhexyl) phthalate	24	J	84	23
85-68-7	Butyl benzyl phthalate	84	U	84	12
105-60-2	Caprolactam	400	U	400	44
86-74-8	Carbazole	60	U	60	32
218-01-9	Chrysene	8.0	U	8.0	1.3
84-74-2	Di-n-butyl phthalate	38	J	84	18
117-84-0	Di-n-octyl phthalate	84	U	84	9.5
53-70-3	Dibenzo(a,h)anthracene	8.0	U	8.0	0.79
132-64-9	Dibenzofuran	60	U	60	0.79
84-66-2	Diethyl phthalate	84	U	84	19
131-11-3	Dimethyl phthalate	84	U	84	20
206-44-0	Fluoranthene	10		8.0	0.66
86-73-7	Fluorene	8.3		8.0	0.64
118-74-1	Hexachlorobenzene	8.0	U	8.0	2.5
87-68-3	Hexachlorobutadiene	60	U	60	6.7
77-47-4	Hexachlorocyclopentadiene	400	U	400	9.7
67-72-1	Hexachloroethane	60	U	60	11
193-39-5	Indeno[1,2,3-cd]pyrene	8.0	U	8.0	0.42
78-59-1	Isophorone	60	U	60	16
621-64-7	N-Nitrosodi-n-propylamine	60	U	60	7.6
62-75-9	N-Nitrosodimethylamine	120	U	120	19
86-30-6	N-Nitrosodiphenylamine	60	U	60	25
91-20-3	Naphthalene	17		8.0	0.98
98-95-3	Nitrobenzene	120	U	120	2.6
87-86-5	Pentachlorophenol	180	U	180	11
85-01-8	Phenanthrene	15		8.0	0.88
108-95-2	Phenol	60	U	60	8.8
129-00-0	Pyrene	9.5		8.0	0.53
108-60-1	2,2'-oxybis[1-chloropropane]	120	U	120	11
606-20-2	2,6-Dinitrotoluene	240	U	240	25
100-02-7	4-Nitrophenol	400	U	400	20

FORM I

GC/MS SEMI VOA ORGANICS ANALYSIS DATA SHEET

Lab Name: TestAmerica Canton | Job No.: 240-28500-1

SDG No.:

Client Sample ID: DR-SB-218-02-04 | Lab Sample ID: 240-28500-11

Matrix: Solid | Lab File ID: 30912025.D

Analysis Method: 8270D | Date Collected: 08/28/2013 15:00

Extract. Method: 3540C | Date Extracted: 09/09/2013 10:32

Sample wt/vol: 30.21(g) | Date Analyzed: 09/12/2013 18:20

Con. Extract Vol.: 2.0(mL) | Dilution Factor: 1

Injection Volume: 1(uL) | Level: (low/med) Low

% Moisture: 17.2 | GPC Cleanup:(Y/N) N

Analysis Batch No.: 101122 | Units: ug/Kg

CAS NO.	SURROGATE	%REC	Q	LIMITS
1718-51-0	Terphenyl-d14 (Surr)	94		36-110
4165-62-2	Phenol-d5 (Surr)	64		26-110
4165-60-0	Nitrobenzene-d5 (Surr)	58		20-110
367-12-4	2-Fluorophenol (Surr)	64		24-110
321-60-8	2-Fluorobiphenyl (Surr)	63		24-110
118-79-6	2,4,6-Tribromophenol (Surr)	59		10-110

FORM I
GC/MS SEMI VOA ORGANICS ANALYSIS DATA SHEET

Lab Name: TestAmerica Canton | Job No.: 240-28500-1

SDG No.:

Client Sample ID: DR-SB-218-06-08 | Lab Sample ID: 240-28500-12

Matrix: Solid | Lab File ID: 30912030.D

Analysis Method: 8270D | Date Collected: 08/28/2013 15:05

Extract. Method: 3540C | Date Extracted: 09/09/2013 10:32

Sample wt/vol: 30.02(g) | Date Analyzed: 09/12/2013 20:24

Con. Extract Vol.: 2.0(mL) | Dilution Factor: 1

Injection Volume: 1(uL) | Level: (low/med) Low

% Moisture: 12.1 | GPC Cleanup:(Y/N) N

Analysis Batch No.: 101122 | Units: ug/Kg

CAS NO.	COMPOUND NAME	RESULT	Q	RL	MDL
92-52-4	1,1'-Biphenyl	57	U	57	4.0
88-06-2	2,4,6-Trichlorophenol	170	U	170	10
95-95-4	2,4,5-Trichlorophenol	170	U	170	28
120-83-2	2,4-Dichlorophenol	170	U	170	23
105-67-9	2,4-Dimethylphenol	170	U	170	23
51-28-5	2,4-Dinitrophenol	380	U	380	24
121-14-2	2,4-Dinitrotoluene	230	U	230	19
91-58-7	2-Chloronaphthalene	57	U	57	0.51
95-57-8	2-Chlorophenol	57	U	57	9.3
91-57-6	2-Methylnaphthalene	7.6	U	7.6	0.57
95-48-7	2-Methylphenol	230	U	230	13
88-74-4	2-Nitroaniline	230	U	230	10
88-75-5	2-Nitrophenol	57	U	57	9.4
15831-10-4	3 & 4 Methylphenol	450	U	450	23
91-94-1	3,3'-Dichlorobenzidine	110	U	110	20
99-09-2	3-Nitroaniline	230	U	230	18
534-52-1	4,6-Dinitro-2-methylphenol	170	U	170	10
101-55-3	4-Bromophenyl phenyl ether	57	U	57	15
59-50-7	4-Chloro-3-methylphenol	170	U	170	24
106-47-8	4-Chloroaniline	170	U	170	19
7005-72-3	4-Chlorophenyl phenyl ether	57	U	57	15
100-01-6	4-Nitroaniline	230	U	230	30
83-32-9	Acenaphthene	7.6	U	7.6	0.86
208-96-8	Acenaphthylene	7.6	U	7.6	0.40
98-86-2	Acetophenone	110	U	110	10
120-12-7	Anthracene	7.6	U	7.6	0.89
1912-24-9	Atrazine	230	U	230	10
100-52-7	Benzaldehyde	110	U *	110	14
56-55-3	Benzo[a]anthracene	7.6	U	7.6	0.72
50-32-8	Benzo[a]pyrene	7.6	U	7.6	0.73
205-99-2	Benzo[b]fluoranthene	6.0	J	7.6	0.67
191-24-2	Benzo[g,h,i]perylene	7.6	U	7.6	0.40
207-08-9	Benzo[k]fluoranthene	7.6	U	7.6	0.77
111-91-1	Bis(2-chloroethoxy)methane	110	U	110	25

FORM I

GC/MS SEMI VOA ORGANICS ANALYSIS DATA SHEET

Lab Name: TestAmerica Canton | Job No.: 240-28500-1

SDG No.:

Client Sample ID: DR-SB-218-06-08 | Lab Sample ID: 240-28500-12

Matrix: Solid | Lab File ID: 30912030.D

Analysis Method: 8270D | Date Collected: 08/28/2013 15:05

Extract. Method: 3540C | Date Extracted: 09/09/2013 10:32

Sample wt/vol: 30.02(g) | Date Analyzed: 09/12/2013 20:24

Con. Extract Vol.: 2.0(mL) | Dilution Factor: 1

Injection Volume: 1(uL) | Level: (low/med) Low

% Moisture: 12.1 | GPC Cleanup:(Y/N) N

Analysis Batch No.: 101122 | Units: ug/Kg

CAS NO.	COMPOUND NAME	RESULT	Q	RL	MDL
111-44-4	Bis(2-chloroethyl)ether	110	U	110	2.3
117-81-7	Bis(2-ethylhexyl) phthalate	80	U	80	22
85-68-7	Butyl benzyl phthalate	80	U	80	11
105-60-2	Caprolactam	380	U	380	42
86-74-8	Carbazole	57	U	57	31
218-01-9	Chrysene	7.6	U	7.6	1.3
84-74-2	Di-n-butyl phthalate	19	J	80	17
117-84-0	Di-n-octyl phthalate	80	U	80	9.0
53-70-3	Dibenzo(a,h)anthracene	7.6	U	7.6	0.75
132-64-9	Dibenzofuran	57	U	57	0.75
84-66-2	Diethyl phthalate	80	U	80	18
131-11-3	Dimethyl phthalate	80	U	80	19
206-44-0	Fluoranthene	4.8	J	7.6	0.63
86-73-7	Fluorene	7.6	U	7.6	0.60
118-74-1	Hexachlorobenzene	7.6	U	7.6	2.4
87-68-3	Hexachlorobutadiene	57	U	57	6.4
77-47-4	Hexachlorocyclopentadiene	380	U	380	9.2
67-72-1	Hexachloroethane	57	U	57	10
193-39-5	Indeno[1,2,3-cd]pyrene	7.6	U	7.6	0.40
78-59-1	Isophorone	57	U	57	15
621-64-7	N-Nitrosodi-n-propylamine	57	U	57	7.2
62-75-9	N-Nitrosodimethylamine	110	U	110	18
86-30-6	N-Nitrosodiphenylamine	57	U	57	24
91-20-3	Naphthalene	7.6	U	7.6	0.93
98-95-3	Nitrobenzene	110	U	110	2.5
87-86-5	Pentachlorophenol	170	U	170	10
85-01-8	Phenanthrene	7.6	U	7.6	0.83
108-95-2	Phenol	57	U	57	8.3
129-00-0	Pyrene	7.6	U	7.6	0.50
108-60-1	2,2'-oxybis[1-chloropropane]	110	U	110	11
606-20-2	2,6-Dinitrotoluene	230	U	230	24
100-02-7	4-Nitrophenol	380	U	380	19

FORM I

GC/MS SEMI VOA ORGANICS ANALYSIS DATA SHEET

Lab Name: TestAmerica Canton | Job No.: 240-28500-1

SDG No.:

Client Sample ID: DR-SB-218-06-08 | Lab Sample ID: 240-28500-12

Matrix: Solid | Lab File ID: 30912030.D

Analysis Method: 8270D | Date Collected: 08/28/2013 15:05

Extract. Method: 3540C | Date Extracted: 09/09/2013 10:32

Sample wt/vol: 30.02(g) | Date Analyzed: 09/12/2013 20:24

Con. Extract Vol.: 2.0(mL) | Dilution Factor: 1

Injection Volume: 1(uL) | Level: (low/med) Low

% Moisture: 12.1 | GPC Cleanup:(Y/N) N

Analysis Batch No.: 101122 | Units: ug/Kg

CAS NO.	SURROGATE	%REC	Q	LIMITS
1718-51-0	Terphenyl-d14 (Surr)	83		36-110
4165-62-2	Phenol-d5 (Surr)	59		26-110
4165-60-0	Nitrobenzene-d5 (Surr)	53		20-110
367-12-4	2-Fluorophenol (Surr)	61		24-110
321-60-8	2-Fluorobiphenyl (Surr)	57		24-110
118-79-6	2,4,6-Tribromophenol (Surr)	68		10-110

FORM I
GC/MS SEMI VOA ORGANICS ANALYSIS DATA SHEET

Lab Name: TestAmerica Canton | Job No.: 240-28500-1

SDG No.:

Client Sample ID: DR-SB-DUP02 | Lab Sample ID: 240-28500-14

Matrix: Solid | Lab File ID: 30912027.D

Analysis Method: 8270D | Date Collected: 08/28/2013 00:00

Extract. Method: 3540C | Date Extracted: 09/09/2013 10:32

Sample wt/vol: 29.69(g) | Date Analyzed: 09/12/2013 19:09

Con. Extract Vol.: 2.0(mL) | Dilution Factor: 1

Injection Volume: 1(uL) | Level: (low/med) Low

% Moisture: 4.3 | GPC Cleanup:(Y/N) N

Analysis Batch No.: 101122 | Units: ug/Kg

CAS NO.	COMPOUND NAME	RESULT	Q	RL	MDL
92-52-4	1,1'-Biphenyl	9.1	J	53	3.7
88-06-2	2,4,6-Trichlorophenol	160	U	160	9.4
95-95-4	2,4,5-Trichlorophenol	160	U	160	26
120-83-2	2,4-Dichlorophenol	160	U	160	21
105-67-9	2,4-Dimethylphenol	160	U	160	21
51-28-5	2,4-Dinitrophenol	350	U	350	22
121-14-2	2,4-Dinitrotoluene	210	U	210	18
91-58-7	2-Chloronaphthalene	53	U	53	0.48
95-57-8	2-Chlorophenol	53	U	53	8.7
91-57-6	2-Methylnaphthalene	65		7.0	0.53
95-48-7	2-Methylphenol	210	U	210	12
88-74-4	2-Nitroaniline	210	U	210	9.6
88-75-5	2-Nitrophenol	53	U	53	8.8
15831-10-4	3 & 4 Methylphenol	420	U	420	21
91-94-1	3,3'-Dichlorobenzidine	110	U	110	19
99-09-2	3-Nitroaniline	210	U	210	17
534-52-1	4,6-Dinitro-2-methylphenol	160	U	160	9.7
101-55-3	4-Bromophenyl phenyl ether	53	U	53	14
59-50-7	4-Chloro-3-methylphenol	160	U	160	22
106-47-8	4-Chloroaniline	160	U	160	18
7005-72-3	4-Chlorophenyl phenyl ether	53	U	53	14
100-01-6	4-Nitroaniline	210	U	210	27
83-32-9	Acenaphthene	19		7.0	0.80
208-96-8	Acenaphthylene	5.9	J	7.0	0.37
98-86-2	Acetophenone	110	U	110	9.7
120-12-7	Anthracene	16		7.0	0.82
1912-24-9	Atrazine	210	U	210	9.6
100-52-7	Benzaldehyde	110	U *	110	13
56-55-3	Benzo[a]anthracene	36		7.0	0.67
50-32-8	Benzo[a]pyrene	44		7.0	0.68
205-99-2	Benzo[b]fluoranthene	55		7.0	0.62
191-24-2	Benzo[g,h,i]perylene	35		7.0	0.37
207-08-9	Benzo[k]fluoranthene	18		7.0	0.72
111-91-1	Bis(2-chloroethoxy)methane	110	U	110	23

FORM I
GC/MS SEMI VOA ORGANICS ANALYSIS DATA SHEET

Lab Name: TestAmerica Canton | Job No.: 240-28500-1

SDG No.:

Client Sample ID: DR-SB-DUP02 | Lab Sample ID: 240-28500-14

Matrix: Solid | Lab File ID: 30912027.D

Analysis Method: 8270D | Date Collected: 08/28/2013 00:00

Extract. Method: 3540C | Date Extracted: 09/09/2013 10:32

Sample wt/vol: 29.69(g) | Date Analyzed: 09/12/2013 19:09

Con. Extract Vol.: 2.0(mL) | Dilution Factor: 1

Injection Volume: 1(uL) | Level: (low/med) Low

% Moisture: 4.3 | GPC Cleanup:(Y/N) N

Analysis Batch No.: 101122 | Units: ug/Kg

CAS NO.	COMPOUND NAME	RESULT	Q	RL	MDL
111-44-4	Bis(2-chloroethyl)ether	110	U	110	2.1
117-81-7	Bis(2-ethylhexyl) phthalate	34	J	74	20
85-68-7	Butyl benzyl phthalate	74	U	74	11
105-60-2	Caprolactam	350	U	350	39
86-74-8	Carbazole	53	U	53	29
218-01-9	Chrysene	47		7.0	1.2
84-74-2	Di-n-butyl phthalate	74	U	74	16
117-84-0	Di-n-octyl phthalate	74	U	74	8.3
53-70-3	Dibenzo(a,h)anthracene	9.4		7.0	0.70
132-64-9	Dibenzofuran	8.9	J	53	0.70
84-66-2	Diethyl phthalate	74	U	74	17
131-11-3	Dimethyl phthalate	74	U	74	18
206-44-0	Fluoranthene	74		7.0	0.58
86-73-7	Fluorene	25		7.0	0.56
118-74-1	Hexachlorobenzene	7.0	U	7.0	2.2
87-68-3	Hexachlorobutadiene	53	U	53	5.9
77-47-4	Hexachlorocyclopentadiene	350	U	350	8.6
67-72-1	Hexachloroethane	53	U	53	9.5
193-39-5	Indeno[1,2,3-cd]pyrene	30		7.0	0.37
78-59-1	Isophorone	53	U	53	14
621-64-7	N-Nitrosodi-n-propylamine	53	U	53	6.7
62-75-9	N-Nitrosodimethylamine	110	U	110	17
86-30-6	N-Nitrosodiphenylamine	53	U	53	22
91-20-3	Naphthalene	73		7.0	0.87
98-95-3	Nitrobenzene	110	U	110	2.3
87-86-5	Pentachlorophenol	160	U	160	9.6
85-01-8	Phenanthrene	80		7.0	0.77
108-95-2	Phenol	53	U	53	7.7
129-00-0	Pyrene	67		7.0	0.46
108-60-1	2,2'-oxybis[1-chloropropane]	110	U	110	10
606-20-2	2,6-Dinitrotoluene	210	U	210	22
100-02-7	4-Nitrophenol	350	U	350	18

FORM I
GC/MS SEMI VOA ORGANICS ANALYSIS DATA SHEET

Lab Name: TestAmerica Canton | Job No.: 240-28500-1

SDG No.:

Client Sample ID: DR-SB-DUP02 | Lab Sample ID: 240-28500-14

Matrix: Solid | Lab File ID: 30912027.D

Analysis Method: 8270D | Date Collected: 08/28/2013 00:00

Extract. Method: 3540C | Date Extracted: 09/09/2013 10:32

Sample wt/vol: 29.69(g) | Date Analyzed: 09/12/2013 19:09

Con. Extract Vol.: 2.0(mL) | Dilution Factor: 1

Injection Volume: 1(uL) | Level: (low/med) Low

% Moisture: 4.3 | GPC Cleanup:(Y/N) N

Analysis Batch No.: 101122 | Units: ug/Kg

CAS NO.	SURROGATE	%REC	Q	LIMITS
1718-51-0	Terphenyl-d14 (Surr)	94		36-110
4165-62-2	Phenol-d5 (Surr)	69		26-110
4165-60-0	Nitrobenzene-d5 (Surr)	62		20-110
367-12-4	2-Fluorophenol (Surr)	70		24-110
321-60-8	2-Fluorobiphenyl (Surr)	67		24-110
118-79-6	2,4,6-Tribromophenol (Surr)	68		10-110

FORM I
GC VOA ORGANICS ANALYSIS DATA SHEET

Lab Name: TestAmerica Canton Job No.: 240-28500-1

SDG No.:

Client Sample ID: DR-SB-213-10-12 Lab Sample ID: 240-28500-2

Matrix: Solid Lab File ID: YF090313.D

Analysis Method: 8015C Date Collected: 08/28/2013 09:55

Sample wt/vol: 5.18(g) Date Analyzed: 09/03/2013 18:44

Soil Aliquot Vol: Dilution Factor: 1

Soil Extract Vol.: GC Column: RTX-VRX ID: 0.45(mm)

% Moisture: 19.8 Level: (low/med) Low

Analysis Batch No.: 99923 Units: ug/Kg

CAS NO.	COMPOUND NAME	RESULT	Q	RL	MDL
8006-61-9	Total Petroleum Hydrocarbons (C6-C10)	120	U	120	55

CAS NO.	SURROGATE	%REC	Q	LIMITS
98-08-8	Trifluorotoluene (Surr)	98		10-150

FORM I
GC VOA ORGANICS ANALYSIS DATA SHEET

Lab Name: TestAmerica Canton Job No.: 240-28500-1

SDG No.:

Client Sample ID: DR-SB-213-04-06 Lab Sample ID: 240-28500-1

Matrix: Solid Lab File ID: YF090312.D

Analysis Method: 8015C Date Collected: 08/28/2013 09:50

Sample wt/vol: 5.10(g) Date Analyzed: 09/03/2013 18:05

Soil Aliquot Vol: Dilution Factor: 1

Soil Extract Vol.: GC Column: RTX-VRX ID: 0.45(mm)

% Moisture: 14.7 Level: (low/med) Low

Analysis Batch No.: 99923 Units: ug/Kg

CAS NO.	COMPOUND NAME	RESULT	Q	RL	MDL
8006-61-9	Total Petroleum Hydrocarbons (C6-C10)	110	U	110	53

CAS NO.	SURROGATE	%REC	Q	LIMITS
98-08-8	Trifluorotoluene (Surr)	92		10-150

FORM I
GC VOA ORGANICS ANALYSIS DATA SHEET

Lab Name: TestAmerica Canton | Job No.: 240-28500-1

SDG No.:

Client Sample ID: DR-SB-214-0-02 | Lab Sample ID: 240-28500-3

Matrix: Solid | Lab File ID: YF090314.D

Analysis Method: 8015C | Date Collected: 08/28/2013 08:50

Sample wt/vol: 5.24(g) | Date Analyzed: 09/03/2013 19:22

Soil Aliquot Vol: | Dilution Factor: 1

Soil Extract Vol.: | GC Column: RTX-VRX ID: 0.45(mm)

% Moisture: 2.9 | Level: (low/med) Low

Analysis Batch No.: 99923 | Units: ug/Kg

CAS NO.	COMPOUND NAME	RESULT	Q	RL	MDL
8006-61-9	Total Petroleum Hydrocarbons (C6-C10)	98	U	98	45

CAS NO.	SURROGATE	%REC	Q	LIMITS
98-08-8	Trifluorotoluene (Surr)	94		10-150

FORM I
GC VOA ORGANICS ANALYSIS DATA SHEET

Lab Name: TestAmerica Canton Job No.: 240-28500-1

SDG No.:

Client Sample ID: DR-SB-214-10-12 Lab Sample ID: 240-28500-4

Matrix: Solid Lab File ID: YF090316.D

Analysis Method: 8015C Date Collected: 08/28/2013 08:55

Sample wt/vol: 5.31(g) Date Analyzed: 09/03/2013 20:40

Soil Aliquot Vol: Dilution Factor: 1

Soil Extract Vol.: GC Column: RTX-VRX ID: 0.45(mm)

% Moisture: 24.6 Level: (low/med) Low

Analysis Batch No.: 99923 Units: ug/Kg

CAS NO.	COMPOUND NAME	RESULT	Q	RL	MDL
8006-61-9	Total Petroleum Hydrocarbons (C6-C10)	97	J	120	57

CAS NO.	SURROGATE	%REC	Q	LIMITS
98-08-8	Trifluorotoluene (Surr)	94		10-150

FORM I
GC VOA ORGANICS ANALYSIS DATA SHEET

Lab Name: TestAmerica Canton Job No.: 240-28500-1

SDG No.:

Client Sample ID: DR-SB-215-0-02 Lab Sample ID: 240-28500-5

Matrix: Solid Lab File ID: YF090317.D

Analysis Method: 8015C Date Collected: 08/28/2013 10:40

Sample wt/vol: 5.26(g) Date Analyzed: 09/03/2013 21:18

Soil Aliquot Vol: Dilution Factor: 1

Soil Extract Vol.: GC Column: RTX-VRX ID: 0.45(mm)

% Moisture: 7.8 Level: (low/med) Low

Analysis Batch No.: 99923 Units: ug/Kg

CAS NO.	COMPOUND NAME	RESULT	Q	RL	MDL
8006-61-9	Total Petroleum Hydrocarbons (C6-C10)	100	U	100	47

CAS NO.	SURROGATE	%REC	Q	LIMITS
98-08-8	Trifluorotoluene (Surr)	88		10-150

FORM I
GC VOA ORGANICS ANALYSIS DATA SHEET

Lab Name: TestAmerica Canton Job No.: 240-28500-1

SDG No.:

Client Sample ID: DR-SB-215-06-08 Lab Sample ID: 240-28500-6

Matrix: Solid Lab File ID: YF090318.D

Analysis Method: 8015C Date Collected: 08/28/2013 10:45

Sample wt/vol: 5.19(g) Date Analyzed: 09/03/2013 21:57

Soil Aliquot Vol: Dilution Factor: 1

Soil Extract Vol.: GC Column: RTX-VRX ID: 0.45(mm)

% Moisture: 23.2 Level: (low/med) Low

Analysis Batch No.: 99923 Units: ug/Kg

CAS NO.	COMPOUND NAME	RESULT	Q	RL	MDL
8006-61-9	Total Petroleum Hydrocarbons (C6-C10)	130	U	130	58

CAS NO.	SURROGATE	%REC	Q	LIMITS
98-08-8	Trifluorotoluene (Surr)	92		10-150

FORM I
GC VOA ORGANICS ANALYSIS DATA SHEET

Lab Name: TestAmerica Canton Job No.: 240-28500-1

SDG No.:

Client Sample ID: DR-SB-216-02-04 Lab Sample ID: 240-28500-7

Matrix: Solid Lab File ID: YF090319.D

Analysis Method: 8015C Date Collected: 08/28/2013 11:50

Sample wt/vol: 5.20(g) Date Analyzed: 09/03/2013 22:36

Soil Aliquot Vol: Dilution Factor: 1

Soil Extract Vol.: GC Column: RTX-VRX ID: 0.45(mm)

% Moisture: 19.5 Level: (low/med) Low

Analysis Batch No.: 99923 Units: ug/Kg

CAS NO.	COMPOUND NAME	RESULT	Q	RL	MDL
8006-61-9	Total Petroleum Hydrocarbons (C6-C10)	120	U	120	55

CAS NO.	SURROGATE	%REC	Q	LIMITS
98-08-8	Trifluorotoluene (Surr)	74		10-150

FORM I
GC VOA ORGANICS ANALYSIS DATA SHEET

Lab Name: TestAmerica Canton Job No.: 240-28500-1

SDG No.:

Client Sample ID: DR-SB-216-06-08 Lab Sample ID: 240-28500-8

Matrix: Solid Lab File ID: YF090320.D

Analysis Method: 8015C Date Collected: 08/28/2013 11:55

Sample wt/vol: 5.30(g) Date Analyzed: 09/03/2013 23:14

Soil Aliquot Vol: Dilution Factor: 1

Soil Extract Vol.: GC Column: RTX-VRX ID: 0.45(mm)

% Moisture: 5.5 Level: (low/med) Low

Analysis Batch No.: 99923 Units: ug/Kg

CAS NO.	COMPOUND NAME	RESULT	Q	RL	MDL
8006-61-9	Total Petroleum Hydrocarbons (C6-C10)	100	U	100	46

CAS NO.	SURROGATE	%REC	Q	LIMITS
98-08-8	Trifluorotoluene (Surr)	89		10-150

FORM I
GC VOA ORGANICS ANALYSIS DATA SHEET

Lab Name: TestAmerica Canton Job No.: 240-28500-1

SDG No.:

Client Sample ID: DR-SB-217-02-04 Lab Sample ID: 240-28500-9

Matrix: Solid Lab File ID: YF090321.D

Analysis Method: 8015C Date Collected: 08/28/2013 14:10

Sample wt/vol: 4.97(g) Date Analyzed: 09/03/2013 23:53

Soil Aliquot Vol: Dilution Factor: 1

Soil Extract Vol.: GC Column: RTX-VRX ID: 0.45(mm)

% Moisture: 12.2 Level: (low/med) Low

Analysis Batch No.: 99923 Units: ug/Kg

CAS NO.	COMPOUND NAME	RESULT	Q	RL	MDL
8006-61-9	Total Petroleum Hydrocarbons (C6-C10)	110	U	110	53

CAS NO.	SURROGATE	%REC	Q	LIMITS
98-08-8	Trifluorotoluene (Surr)	86		10-150

FORM I
GC VOA ORGANICS ANALYSIS DATA SHEET

Lab Name: TestAmerica Canton | Job No.: 240-28500-1

SDG No.:

Client Sample ID: DR-SB-217-06-08 | Lab Sample ID: 240-28500-10

Matrix: Solid | Lab File ID: YF090322.D

Analysis Method: 8015C | Date Collected: 08/28/2013 14:15

Sample wt/vol: 4.99(g) | Date Analyzed: 09/04/2013 00:32

Soil Aliquot Vol: | Dilution Factor: 1

Soil Extract Vol.: | GC Column: RTX-VRX ID: 0.45(mm)

% Moisture: 10.0 | Level: (low/med) Low

Analysis Batch No.: 99923 | Units: ug/Kg

CAS NO.	COMPOUND NAME	RESULT	Q	RL	MDL
8006-61-9	Total Petroleum Hydrocarbons (C6-C10)	110	U	110	51

CAS NO.	SURROGATE	%REC	Q	LIMITS
98-08-8	Trifluorotoluene (Surr)	88		10-150

FORM I
GC VOA ORGANICS ANALYSIS DATA SHEET

Lab Name: TestAmerica Canton Job No.: 240-28500-1

SDG No.:

Client Sample ID: DR-SB-218-02-04 Lab Sample ID: 240-28500-11

Matrix: Solid Lab File ID: YF090323.D

Analysis Method: 8015C Date Collected: 08/28/2013 15:00

Sample wt/vol: 5.16(g) Date Analyzed: 09/04/2013 01:12

Soil Aliquot Vol: Dilution Factor: 1

Soil Extract Vol.: GC Column: RTX-VRX ID: 0.45(mm)

% Moisture: 17.2 Level: (low/med) Low

Analysis Batch No.: 99923 Units: ug/Kg

CAS NO.	COMPOUND NAME	RESULT	Q	RL	MDL
8006-61-9	Total Petroleum Hydrocarbons (C6-C10)	120	U	120	54

CAS NO.	SURROGATE	%REC	Q	LIMITS
98-08-8	Trifluorotoluene (Surr)	91		10-150

FORM I
GC VOA ORGANICS ANALYSIS DATA SHEET

Lab Name: TestAmerica Canton Job No.: 240-28500-1

SDG No.:

Client Sample ID: DR-SB-218-06-08 Lab Sample ID: 240-28500-12

Matrix: Solid Lab File ID: YF090324.D

Analysis Method: 8015C Date Collected: 08/28/2013 15:05

Sample wt/vol: 5.15(g) Date Analyzed: 09/04/2013 01:51

Soil Aliquot Vol: Dilution Factor: 1

Soil Extract Vol.: GC Column: RTX-VRX ID: 0.45(mm)

% Moisture: 12.1 Level: (low/med) Low

Analysis Batch No.: 99923 Units: ug/Kg

CAS NO.	COMPOUND NAME	RESULT	Q	RL	MDL
8006-61-9	Total Petroleum Hydrocarbons (C6-C10)	110	U	110	51

CAS NO.	SURROGATE	%REC	Q	LIMITS
98-08-8	Trifluorotoluene (Surr)	90		10-150

FORM I
GC VOA ORGANICS ANALYSIS DATA SHEET

Lab Name: TestAmerica Canton | Job No.: 240-28500-1

SDG No.:

Client Sample ID: DR-SB-DUP02 | Lab Sample ID: 240-28500-14

Matrix: Solid | Lab File ID: YF090325.D

Analysis Method: 8015C | Date Collected: 08/28/2013 00:00

Sample wt/vol: 5.21(g) | Date Analyzed: 09/04/2013 02:31

Soil Aliquot Vol: | Dilution Factor: 1

Soil Extract Vol.: | GC Column: RTX-VRX ID: 0.45(mm)

% Moisture: 4.3 | Level: (low/med) Low

Analysis Batch No.: 99923 | Units: ug/Kg

CAS NO.	COMPOUND NAME	RESULT	Q	RL	MDL
8006-61-9	Total Petroleum Hydrocarbons (C6-C10)	100	U	100	46

CAS NO.	SURROGATE	%REC	Q	LIMITS
98-08-8	Trifluorotoluene (Surr)	93		10-150

FORM I

DIESEL RANGE ORGANICS ANALYSIS DATA SHEET

Lab Name: TestAmerica Canton | Job No.: 240-28500-1

SDG No.:

Client Sample ID: DR-SB-213-04-06 | Lab Sample ID: 240-28500-1

Matrix: Solid | Lab File ID: P6F90534.D

Analysis Method: 8015C | Date Collected: 08/28/2013 09:50

Extraction Method: 3550C | Date Extracted: 09/04/2013 07:26

Sample wt/vol: 29.53(g) | Date Analyzed: 09/06/2013 05:35

Con. Extract Vol.: 5(mL) | Dilution Factor: 1

Injection Volume: 1(uL) | GC Column: RTX-5 ID: 0.53(mm)

% Moisture: 14.7 | GPC Cleanup:(Y/N) N

Analysis Batch No.: 100244 | Units: mg/Kg

CAS NO.	COMPOUND NAME	RESULT	Q	RL	MDL
STL00141	Total Petroleum Hydrocarbons (C10-C32)	20	U	20	11

CAS NO.	SURROGATE	%REC	Q	LIMITS
111-84-2	n-Nonane	35		10-110

FORM I
DIESEL RANGE ORGANICS ANALYSIS DATA SHEET

Lab Name: TestAmerica Canton | Job No.: 240-28500-1

SDG No.:

Client Sample ID: DR-SB-213-10-12 | Lab Sample ID: 240-28500-2

Matrix: Solid | Lab File ID: P6F90535.D

Analysis Method: 8015C | Date Collected: 08/28/2013 09:55

Extraction Method: 3550C | Date Extracted: 09/04/2013 07:26

Sample wt/vol: 30.12(g) | Date Analyzed: 09/06/2013 06:06

Con. Extract Vol.: 5(mL) | Dilution Factor: 1

Injection Volume: 1(uL) | GC Column: RTX-5 ID: 0.53(mm)

% Moisture: 19.8 | GPC Cleanup:(Y/N) N

Analysis Batch No.: 100244 | Units: mg/Kg

CAS NO.	COMPOUND NAME	RESULT	Q	RL	MDL
STL00141	Total Petroleum Hydrocarbons (C10-C32)	21	U	21	12

CAS NO.	SURROGATE	%REC	Q	LIMITS
111-84-2	n-Nonane	44		10-110

FORM I
DIESEL RANGE ORGANICS ANALYSIS DATA SHEET

Lab Name: TestAmerica Canton | Job No.: 240-28500-1

SDG No.:

Client Sample ID: DR-SB-214-0-02 | Lab Sample ID: 240-28500-3

Matrix: Solid | Lab File ID: P5F90523.D

Analysis Method: 8015C | Date Collected: 08/28/2013 08:50

Extraction Method: 3550C | Date Extracted: 09/05/2013 06:52

Sample wt/vol: 30.50(g) | Date Analyzed: 09/05/2013 23:41

Con. Extract Vol.: 5(mL) | Dilution Factor: 1

Injection Volume: 1(uL) | GC Column: | ID:

% Moisture: 2.9 | GPC Cleanup:(Y/N) N

Analysis Batch No.: 100235 | Units: mg/Kg

CAS NO.	COMPOUND NAME	RESULT	Q	RL	MDL
STL00141	Total Petroleum Hydrocarbons (C10-C32)	17	U	17	9.4

CAS NO.	SURROGATE	%REC	Q	LIMITS
111-84-2	n-Nonane	26		10-110

FORM I

DIESEL RANGE ORGANICS ANALYSIS DATA SHEET

Lab Name: TestAmerica Canton | Job No.: 240-28500-1

SDG No.:

Client Sample ID: DR-SB-214-10-12 | Lab Sample ID: 240-28500-4

Matrix: Solid | Lab File ID: P5F90524.D

Analysis Method: 8015C | Date Collected: 08/28/2013 08:55

Extraction Method: 3550C | Date Extracted: 09/05/2013 06:52

Sample wt/vol: 29.91(g) | Date Analyzed: 09/06/2013 00:12

Con. Extract Vol.: 5(mL) | Dilution Factor: 1

Injection Volume: 1(uL) | GC Column: ID:

% Moisture: 24.6 | GPC Cleanup:(Y/N) N

Analysis Batch No.: 100235 | Units: mg/Kg

CAS NO.	COMPOUND NAME	RESULT	Q	RL	MDL
STL00141	Total Petroleum Hydrocarbons (C10-C32)	26		22	12

CAS NO.	SURROGATE	%REC	Q	LIMITS
111-84-2	n-Nonane	38		10-110

FORM I
DIESEL RANGE ORGANICS ANALYSIS DATA SHEET

Lab Name: TestAmerica Canton | Job No.: 240-28500-1

SDG No.:

Client Sample ID: DR-SB-215-0-02 | Lab Sample ID: 240-28500-5

Matrix: Solid | Lab File ID: P5F90525.D

Analysis Method: 8015C | Date Collected: 08/28/2013 10:40

Extraction Method: 3550C | Date Extracted: 09/05/2013 06:52

Sample wt/vol: 30.43(g) | Date Analyzed: 09/06/2013 00:41

Con. Extract Vol.: 5(mL) | Dilution Factor: 1

Injection Volume: 1(uL) | GC Column: ID:

% Moisture: 7.8 | GPC Cleanup:(Y/N) N

Analysis Batch No.: 100235 | Units: mg/Kg

CAS NO.	COMPOUND NAME	RESULT	Q	RL	MDL
STL00141	Total Petroleum Hydrocarbons (C10-C32)	18	U	18	9.9

CAS NO.	SURROGATE	%REC	Q	LIMITS
111-84-2	n-Nonane	29		10-110

FORM I
DIESEL RANGE ORGANICS ANALYSIS DATA SHEET

Lab Name: TestAmerica Canton | Job No.: 240-28500-1

SDG No.:

Client Sample ID: DR-SB-215-06-08 | Lab Sample ID: 240-28500-6

Matrix: Solid | Lab File ID: P5F90526.D

Analysis Method: 8015C | Date Collected: 08/28/2013 10:45

Extraction Method: 3550C | Date Extracted: 09/05/2013 06:52

Sample wt/vol: 29.51(g) | Date Analyzed: 09/06/2013 01:11

Con. Extract Vol.: 5(mL) | Dilution Factor: 1

Injection Volume: 1(uL) | GC Column: ID:

% Moisture: 23.2 | GPC Cleanup:(Y/N) N

Analysis Batch No.: 100235 | Units: mg/Kg

CAS NO.	COMPOUND NAME	RESULT	Q	RL	MDL
STL00141	Total Petroleum Hydrocarbons (C10-C32)	22	U	22	12

CAS NO.	SURROGATE	%REC	Q	LIMITS
111-84-2	n-Nonane	29		10-110

FORM I
DIESEL RANGE ORGANICS ANALYSIS DATA SHEET

Lab Name: TestAmerica Canton Job No.: 240-28500-1

SDG No.:

Client Sample ID: DR-SB-216-02-04 Lab Sample ID: 240-28500-7

Matrix: Solid Lab File ID: P5F90527.D

Analysis Method: 8015C Date Collected: 08/28/2013 11:50

Extraction Method: 3550C Date Extracted: 09/05/2013 06:52

Sample wt/vol: 29.73(g) Date Analyzed: 09/06/2013 01:41

Con. Extract Vol.: 5(mL) Dilution Factor: 1

Injection Volume: 1(uL) GC Column: ID:

% Moisture: 19.5 GPC Cleanup:(Y/N) N

Analysis Batch No.: 100235 Units: mg/Kg

CAS NO.	COMPOUND NAME	RESULT	Q	RL	MDL
STL00141	Total Petroleum Hydrocarbons (C10-C32)	21	U	21	12

CAS NO.	SURROGATE	%REC	Q	LIMITS
111-84-2	n-Nonane	26		10-110

FORM I

DIESEL RANGE ORGANICS ANALYSIS DATA SHEET

Lab Name: TestAmerica Canton | Job No.: 240-28500-1

SDG No.:

Client Sample ID: DR-SB-216-06-08 | Lab Sample ID: 240-28500-8

Matrix: Solid | Lab File ID: P5F90528.D

Analysis Method: 8015C | Date Collected: 08/28/2013 11:55

Extraction Method: 3550C | Date Extracted: 09/05/2013 06:52

Sample wt/vol: 30.27(g) | Date Analyzed: 09/06/2013 02:11

Con. Extract Vol.: 5(mL) | Dilution Factor: 1

Injection Volume: 1(uL) | GC Column: ID:

% Moisture: 5.5 | GPC Cleanup:(Y/N) N

Analysis Batch No.: 100235 | Units: mg/Kg

CAS NO.	COMPOUND NAME	RESULT	Q	RL	MDL
STL00141	Total Petroleum Hydrocarbons (C10-C32)	18	U	18	9.7

CAS NO.	SURROGATE	%REC	Q	LIMITS
111-84-2	n-Nonane	31		10-110

FORM I
DIESEL RANGE ORGANICS ANALYSIS DATA SHEET

Lab Name: TestAmerica Canton | Job No.: 240-28500-1

SDG No.:

Client Sample ID: DR-SB-217-02-04 | Lab Sample ID: 240-28500-9

Matrix: Solid | Lab File ID: P5F90529.D

Analysis Method: 8015C | Date Collected: 08/28/2013 14:10

Extraction Method: 3550C | Date Extracted: 09/05/2013 06:52

Sample wt/vol: 29.62(g) | Date Analyzed: 09/06/2013 02:41

Con. Extract Vol.: 5(mL) | Dilution Factor: 1

Injection Volume: 1(uL) | GC Column: | ID:

% Moisture: 12.2 | GPC Cleanup:(Y/N) N

Analysis Batch No.: 100235 | Units: mg/Kg

CAS NO.	COMPOUND NAME	RESULT	Q	RL	MDL
STL00141	Total Petroleum Hydrocarbons (C10-C32)	19	U	19	11

CAS NO.	SURROGATE	%REC	Q	LIMITS
111-84-2	n-Nonane	29		10-110

FORM I
DIESEL RANGE ORGANICS ANALYSIS DATA SHEET

Lab Name: TestAmerica Canton | Job No.: 240-28500-1

SDG No.:

Client Sample ID: DR-SB-217-06-08 | Lab Sample ID: 240-28500-10

Matrix: Solid | Lab File ID: P5F90530.D

Analysis Method: 8015C | Date Collected: 08/28/2013 14:15

Extraction Method: 3550C | Date Extracted: 09/05/2013 06:52

Sample wt/vol: 30.01(g) | Date Analyzed: 09/06/2013 03:11

Con. Extract Vol.: 5(mL) | Dilution Factor: 1

Injection Volume: 1(uL) | GC Column: | ID:

% Moisture: 10.0 | GPC Cleanup:(Y/N) N

Analysis Batch No.: 100235 | Units: mg/Kg

CAS NO.	COMPOUND NAME	RESULT	Q	RL	MDL
STL00141	Total Petroleum Hydrocarbons (C10-C32)	19	U	19	10

CAS NO.	SURROGATE	%REC	Q	LIMITS
111-84-2	n-Nonane	24		10-110

FORM I

DIESEL RANGE ORGANICS ANALYSIS DATA SHEET

Lab Name: TestAmerica Canton | Job No.: 240-28500-1

SDG No.:

Client Sample ID: DR-SB-218-02-04 | Lab Sample ID: 240-28500-11

Matrix: Solid | Lab File ID: P5F90532.D

Analysis Method: 8015C | Date Collected: 08/28/2013 15:00

Extraction Method: 3550C | Date Extracted: 09/05/2013 06:52

Sample wt/vol: 29.60(g) | Date Analyzed: 09/06/2013 04:11

Con. Extract Vol.: 5(mL) | Dilution Factor: 1

Injection Volume: 1(uL) | GC Column: ID:

% Moisture: 17.2 | GPC Cleanup:(Y/N) N

Analysis Batch No.: 100235 | Units: mg/Kg

CAS NO.	COMPOUND NAME	RESULT	Q	RL	MDL
STL00141	Total Petroleum Hydrocarbons (C10-C32)	20	U	20	11

CAS NO.	SURROGATE	%REC	Q	LIMITS
111-84-2	n-Nonane	26		10-110

FORM I
DIESEL RANGE ORGANICS ANALYSIS DATA SHEET

Lab Name: TestAmerica Canton | Job No.: 240-28500-1

SDG No.:

Client Sample ID: DR-SB-218-06-08 | Lab Sample ID: 240-28500-12

Matrix: Solid | Lab File ID: P5F90533.D

Analysis Method: 8015C | Date Collected: 08/28/2013 15:05

Extraction Method: 3550C | Date Extracted: 09/05/2013 06:52

Sample wt/vol: 29.72(g) | Date Analyzed: 09/06/2013 04:40

Con. Extract Vol.: 5(mL) | Dilution Factor: 1

Injection Volume: 1(uL) | GC Column: | ID:

% Moisture: 12.1 | GPC Cleanup:(Y/N) N

Analysis Batch No.: 100235 | Units: mg/Kg

CAS NO.	COMPOUND NAME	RESULT	Q	RL	MDL
STL00141	Total Petroleum Hydrocarbons (C10-C32)	19	U	19	11

CAS NO.	SURROGATE	%REC	Q	LIMITS
111-84-2	n-Nonane	24		10-110

FORM I
DIESEL RANGE ORGANICS ANALYSIS DATA SHEET

Lab Name: TestAmerica Canton | Job No.: 240-28500-1

SDG No.:

Client Sample ID: DR-SB-DUP02 | Lab Sample ID: 240-28500-14

Matrix: Solid | Lab File ID: P5F90534.D

Analysis Method: 8015C | Date Collected: 08/28/2013 00:00

Extraction Method: 3550C | Date Extracted: 09/05/2013 06:52

Sample wt/vol: 29.93(g) | Date Analyzed: 09/06/2013 05:10

Con. Extract Vol.: 5(mL) | Dilution Factor: 1

Injection Volume: 1(uL) | GC Column: | ID:

% Moisture: 4.3 | GPC Cleanup:(Y/N) N

Analysis Batch No.: 100235 | Units: mg/Kg

CAS NO.	COMPOUND NAME	RESULT	Q	RL	MDL
STL00141	Total Petroleum Hydrocarbons (C10-C32)	17	U	17	9.7

CAS NO.	SURROGATE	%REC	Q	LIMITS
111-84-2	n-Nonane	23		10-110

FORM I

PCBS ORGANICS ANALYSIS DATA SHEET

Lab Name: TestAmerica Canton Job No.: 240-28500-1

SDG No.:

Client Sample ID: DR-SB-213-04-06 Lab Sample ID: 240-28500-1

Matrix: Solid Lab File ID: P1100004.D

Analysis Method: 8082A Date Collected: 08/28/2013 09:50

Extraction Method: 3540C Date Extracted: 09/09/2013 09:32

Sample wt/vol: 29.63(g) Date Analyzed: 09/11/2013 17:09

Con. Extract Vol.: 10(mL) Dilution Factor: 1

Injection Volume: 1(uL) GC Column: CLP-2 ID: 0.53(mm)

% Moisture: 14.7 GPC Cleanup:(Y/N) N

Analysis Batch No.: 101041 Units: ug/Kg

CAS NO.	COMPOUND NAME	RESULT	Q	RL	MDL
12674-11-2	Aroclor-1016	39	U	39	25
11104-28-2	Aroclor-1221	39	U	39	19
11141-16-5	Aroclor-1232	39	U	39	17
53469-21-9	Aroclor-1242	39	U	39	15
12672-29-6	Aroclor-1248	39	U	39	20
11097-69-1	Aroclor-1254	39	U	39	20
11096-82-5	Aroclor-1260	39	U	39	20

CAS NO.	SURROGATE	%REC	Q	LIMITS
877-09-8	Tetrachloro-m-xylene	86		29-151
2051-24-3	Decachlorobiphenyl	103		14-163

FORM I
PCBS ORGANICS ANALYSIS DATA SHEET

Lab Name: TestAmerica Canton Job No.: 240-28500-1

SDG No.:

Client Sample ID: DR-SB-213-10-12 Lab Sample ID: 240-28500-2

Matrix: Solid Lab File ID: P1000015.D

Analysis Method: 8082A Date Collected: 08/28/2013 09:55

Extraction Method: 3540C Date Extracted: 09/09/2013 09:32

Sample wt/vol: 29.56(g) Date Analyzed: 09/11/2013 04:37

Con. Extract Vol.: 10(mL) Dilution Factor: 1

Injection Volume: 1(uL) GC Column: CLP-2 ID: 0.53(mm)

% Moisture: 19.8 GPC Cleanup:(Y/N) N

Analysis Batch No.: 100924 Units: ug/Kg

CAS NO.	COMPOUND NAME	RESULT	Q	RL	MDL
12674-11-2	Aroclor-1016	42	U	42	27
11104-28-2	Aroclor-1221	42	U	42	20
11141-16-5	Aroclor-1232	42	U	42	18
53469-21-9	Aroclor-1242	42	U	42	16
12672-29-6	Aroclor-1248	42	U	42	22
11097-69-1	Aroclor-1254	42	U	42	22
11096-82-5	Aroclor-1260	42	U	42	22

CAS NO.	SURROGATE	%REC	Q	LIMITS
877-09-8	Tetrachloro-m-xylene	75		29-151
2051-24-3	Decachlorobiphenyl	87		14-163

FORM I
PCBS ORGANICS ANALYSIS DATA SHEET

Lab Name: TestAmerica Canton Job No.: 240-28500-1

SDG No.:

Client Sample ID: DR-SB-214-0-02 Lab Sample ID: 240-28500-3

Matrix: Solid Lab File ID: P1100005.D

Analysis Method: 8082A Date Collected: 08/28/2013 08:50

Extraction Method: 3540C Date Extracted: 09/09/2013 09:32

Sample wt/vol: 29.64(g) Date Analyzed: 09/11/2013 17:23

Con. Extract Vol.: 10(mL) Dilution Factor: 1

Injection Volume: 1(uL) GC Column: CLP-2 ID: 0.53(mm)

% Moisture: 2.9 GPC Cleanup:(Y/N) N

Analysis Batch No.: 101041 Units: ug/Kg

CAS NO.	COMPOUND NAME	RESULT	Q	RL	MDL
12674-11-2	Aroclor-1016	34	U	34	22
11104-28-2	Aroclor-1221	34	U	34	17
11141-16-5	Aroclor-1232	34	U	34	15
53469-21-9	Aroclor-1242	34	U	34	14
12672-29-6	Aroclor-1248	34	U	34	18
11097-69-1	Aroclor-1254	34	U	34	18
11096-82-5	Aroclor-1260	34	U	34	18

CAS NO.	SURROGATE	%REC	Q	LIMITS
877-09-8	Tetrachloro-m-xylene	81		29-151
2051-24-3	Decachlorobiphenyl	90		14-163

FORM I
PCBS ORGANICS ANALYSIS DATA SHEET

Lab Name: TestAmerica Canton | Job No.: 240-28500-1

SDG No.:

Client Sample ID: DR-SB-214-10-12 | Lab Sample ID: 240-28500-4

Matrix: Solid | Lab File ID: P1000017.D

Analysis Method: 8082A | Date Collected: 08/28/2013 08:55

Extraction Method: 3540C | Date Extracted: 09/09/2013 09:32

Sample wt/vol: 29.80(g) | Date Analyzed: 09/11/2013 05:07

Con. Extract Vol.: 10(mL) | Dilution Factor: 1

Injection Volume: 1(uL) | GC Column: CLP-2 ID: 0.53(mm)

% Moisture: 24.6 | GPC Cleanup:(Y/N) N

Analysis Batch No.: 100924 | Units: ug/Kg

CAS NO.	COMPOUND NAME	RESULT	Q	RL	MDL
12674-11-2	Aroclor-1016	44	U	44	28
11104-28-2	Aroclor-1221	44	U	44	21
11141-16-5	Aroclor-1232	44	U	44	19
53469-21-9	Aroclor-1242	44	U	44	17
12672-29-6	Aroclor-1248	44	U	44	23
11097-69-1	Aroclor-1254	44	U	44	23
11096-82-5	Aroclor-1260	44	U	44	23

CAS NO.	SURROGATE	%REC	Q	LIMITS
877-09-8	Tetrachloro-m-xylene	77		29-151
2051-24-3	Decachlorobiphenyl	83		14-163

FORM I
PCBS ORGANICS ANALYSIS DATA SHEET

Lab Name: TestAmerica Canton | Job No.: 240-28500-1

SDG No.:

Client Sample ID: DR-SB-215-0-02 | Lab Sample ID: 240-28500-5

Matrix: Solid | Lab File ID: P1100006.D

Analysis Method: 8082A | Date Collected: 08/28/2013 10:40

Extraction Method: 3540C | Date Extracted: 09/09/2013 09:32

Sample wt/vol: 29.83(g) | Date Analyzed: 09/11/2013 17:38

Con. Extract Vol.: 10(mL) | Dilution Factor: 1

Injection Volume: 1(uL) | GC Column: CLP-2 ID: 0.53(mm)

% Moisture: 7.8 | GPC Cleanup:(Y/N) N

Analysis Batch No.: 101041 | Units: ug/Kg

CAS NO.	COMPOUND NAME	RESULT	Q	RL	MDL
12674-11-2	Aroclor-1016	36	U	36	23
11104-28-2	Aroclor-1221	36	U	36	17
11141-16-5	Aroclor-1232	36	U	36	15
53469-21-9	Aroclor-1242	36	U	36	14
12672-29-6	Aroclor-1248	36	U	36	19
11097-69-1	Aroclor-1254	36	U	36	19
11096-82-5	Aroclor-1260	36	U	36	19

CAS NO.	SURROGATE	%REC	Q	LIMITS
877-09-8	Tetrachloro-m-xylene	83		29-151
2051-24-3	Decachlorobiphenyl	97		14-163

FORM I
PCBS ORGANICS ANALYSIS DATA SHEET

Lab Name: TestAmerica Canton Job No.: 240-28500-1

SDG No.:

Client Sample ID: DR-SB-215-06-08 Lab Sample ID: 240-28500-6

Matrix: Solid Lab File ID: P1100007.D

Analysis Method: 8082A Date Collected: 08/28/2013 10:45

Extraction Method: 3540C Date Extracted: 09/09/2013 09:32

Sample wt/vol: 29.83(g) Date Analyzed: 09/11/2013 17:52

Con. Extract Vol.: 10(mL) Dilution Factor: 1

Injection Volume: 1(uL) GC Column: CLP-2 ID: 0.53(mm)

% Moisture: 23.2 GPC Cleanup:(Y/N) N

Analysis Batch No.: 101041 Units: ug/Kg

CAS NO.	COMPOUND NAME	RESULT	Q	RL	MDL
12674-11-2	Aroclor-1016	43	U	43	28
11104-28-2	Aroclor-1221	43	U	43	21
11141-16-5	Aroclor-1232	43	U	43	18
53469-21-9	Aroclor-1242	43	U	43	17
12672-29-6	Aroclor-1248	43	U	43	22
11097-69-1	Aroclor-1254	43	U	43	22
11096-82-5	Aroclor-1260	43	U	43	22

CAS NO.	SURROGATE	%REC	Q	LIMITS
877-09-8	Tetrachloro-m-xylene	78		29-151
2051-24-3	Decachlorobiphenyl	101		14-163

FORM I
PCBS ORGANICS ANALYSIS DATA SHEET

Lab Name: TestAmerica Canton Job No.: 240-28500-1

SDG No.:

Client Sample ID: DR-SB-216-02-04 Lab Sample ID: 240-28500-7

Matrix: Solid Lab File ID: P1100008.D

Analysis Method: 8082A Date Collected: 08/28/2013 11:50

Extraction Method: 3540C Date Extracted: 09/09/2013 09:32

Sample wt/vol: 29.62(g) Date Analyzed: 09/11/2013 18:06

Con. Extract Vol.: 10(mL) Dilution Factor: 1

Injection Volume: 1(uL) GC Column: CLP-2 ID: 0.53(mm)

% Moisture: 19.5 GPC Cleanup:(Y/N) N

Analysis Batch No.: 101041 Units: ug/Kg

CAS NO.	COMPOUND NAME	RESULT	Q	RL	MDL
12674-11-2	Aroclor-1016	42	U	42	26
11104-28-2	Aroclor-1221	42	U	42	20
11141-16-5	Aroclor-1232	42	U	42	18
53469-21-9	Aroclor-1242	42	U	42	16
12672-29-6	Aroclor-1248	42	U	42	21
11097-69-1	Aroclor-1254	42	U	42	21
11096-82-5	Aroclor-1260	42	U	42	21

CAS NO.	SURROGATE	%REC	Q	LIMITS
877-09-8	Tetrachloro-m-xylene	83		29-151
2051-24-3	Decachlorobiphenyl	104		14-163

FORM I
PCBS ORGANICS ANALYSIS DATA SHEET

Lab Name: TestAmerica Canton | Job No.: 240-28500-1

SDG No.:

Client Sample ID: DR-SB-216-06-08 | Lab Sample ID: 240-28500-8

Matrix: Solid | Lab File ID: P1000021.D

Analysis Method: 8082A | Date Collected: 08/28/2013 11:55

Extraction Method: 3540C | Date Extracted: 09/09/2013 09:32

Sample wt/vol: 29.72(g) | Date Analyzed: 09/11/2013 06:08

Con. Extract Vol.: 10(mL) | Dilution Factor: 1

Injection Volume: 1(uL) | GC Column: CLP-2 ID: 0.53(mm)

% Moisture: 5.5 | GPC Cleanup:(Y/N) N

Analysis Batch No.: 100924 | Units: ug/Kg

CAS NO.	COMPOUND NAME	RESULT	Q	RL	MDL
12674-11-2	Aroclor-1016	35	U	35	22
11104-28-2	Aroclor-1221	35	U	35	17
11141-16-5	Aroclor-1232	35	U	35	15
53469-21-9	Aroclor-1242	35	U	35	14
12672-29-6	Aroclor-1248	35	U	35	18
11097-69-1	Aroclor-1254	35	U	35	18
11096-82-5	Aroclor-1260	35	U	35	18

CAS NO.	SURROGATE	%REC	Q	LIMITS
877-09-8	Tetrachloro-m-xylene	81		29-151
2051-24-3	Decachlorobiphenyl	101		14-163

FORM I
PCBS ORGANICS ANALYSIS DATA SHEET

Lab Name: TestAmerica Canton Job No.: 240-28500-1

SDG No.:

Client Sample ID: DR-SB-217-02-04 Lab Sample ID: 240-28500-9

Matrix: Solid Lab File ID: P1100009.D

Analysis Method: 8082A Date Collected: 08/28/2013 14:10

Extraction Method: 3540C Date Extracted: 09/09/2013 09:32

Sample wt/vol: 29.80(g) Date Analyzed: 09/11/2013 18:20

Con. Extract Vol.: 10(mL) Dilution Factor: 1

Injection Volume: 1(uL) GC Column: CLP-2 ID: 0.53(mm)

% Moisture: 12.2 GPC Cleanup:(Y/N) N

Analysis Batch No.: 101041 Units: ug/Kg

CAS NO.	COMPOUND NAME	RESULT	Q	RL	MDL
12674-11-2	Aroclor-1016	38	U	38	24
11104-28-2	Aroclor-1221	38	U	38	18
11141-16-5	Aroclor-1232	38	U	38	16
53469-21-9	Aroclor-1242	38	U	38	15
12672-29-6	Aroclor-1248	38	U	38	19
11097-69-1	Aroclor-1254	38	U	38	19
11096-82-5	Aroclor-1260	38	U	38	19

CAS NO.	SURROGATE	%REC	Q	LIMITS
877-09-8	Tetrachloro-m-xylene	79		29-151
2051-24-3	Decachlorobiphenyl	87		14-163

FORM I
PCBS ORGANICS ANALYSIS DATA SHEET

Lab Name: TestAmerica Canton Job No.: 240-28500-1

SDG No.:

Client Sample ID: DR-SB-217-06-08 Lab Sample ID: 240-28500-10

Matrix: Solid Lab File ID: P1000023.D

Analysis Method: 8082A Date Collected: 08/28/2013 14:15

Extraction Method: 3540C Date Extracted: 09/09/2013 09:32

Sample wt/vol: 29.95(g) Date Analyzed: 09/11/2013 06:38

Con. Extract Vol.: 10(mL) Dilution Factor: 1

Injection Volume: 1(uL) GC Column: CLP-2 ID: 0.53(mm)

% Moisture: 10.0 GPC Cleanup:(Y/N) N

Analysis Batch No.: 100924 Units: ug/Kg

CAS NO.	COMPOUND NAME	RESULT	Q	RL	MDL
12674-11-2	Aroclor-1016	37	U	37	23
11104-28-2	Aroclor-1221	37	U	37	18
11141-16-5	Aroclor-1232	37	U	37	16
53469-21-9	Aroclor-1242	37	U	37	14
12672-29-6	Aroclor-1248	37	U	37	19
11097-69-1	Aroclor-1254	37	U	37	19
11096-82-5	Aroclor-1260	37	U	37	19

CAS NO.	SURROGATE	%REC	Q	LIMITS
877-09-8	Tetrachloro-m-xylene	86		29-151
2051-24-3	Decachlorobiphenyl	123		14-163

FORM I

PCBS ORGANICS ANALYSIS DATA SHEET

Lab Name: TestAmerica Canton Job No.: 240-28500-1

SDG No.:

Client Sample ID: DR-SB-218-02-04 Lab Sample ID: 240-28500-11

Matrix: Solid Lab File ID: P1100010.D

Analysis Method: 8082A Date Collected: 08/28/2013 15:00

Extraction Method: 3540C Date Extracted: 09/09/2013 09:32

Sample wt/vol: 29.71(g) Date Analyzed: 09/11/2013 18:35

Con. Extract Vol.: 10(mL) Dilution Factor: 1

Injection Volume: 1(uL) GC Column: CLP-2 ID: 0.53(mm)

% Moisture: 17.2 GPC Cleanup:(Y/N) N

Analysis Batch No.: 101041 Units: ug/Kg

CAS NO.	COMPOUND NAME	RESULT	Q	RL	MDL
12674-11-2	Aroclor-1016	40	U	40	26
11104-28-2	Aroclor-1221	40	U	40	20
11141-16-5	Aroclor-1232	40	U	40	17
53469-21-9	Aroclor-1242	40	U	40	16
12672-29-6	Aroclor-1248	40	U	40	21
11097-69-1	Aroclor-1254	40	U	40	21
11096-82-5	Aroclor-1260	40	U	40	21

CAS NO.	SURROGATE	%REC	Q	LIMITS
877-09-8	Tetrachloro-m-xylene	87		29-151
2051-24-3	Decachlorobiphenyl	126		14-163

FORM I
PCBS ORGANICS ANALYSIS DATA SHEET

Lab Name: TestAmerica Canton Job No.: 240-28500-1

SDG No.:

Client Sample ID: DR-SB-218-06-08 Lab Sample ID: 240-28500-12

Matrix: Solid Lab File ID: P1000027.D

Analysis Method: 8082A Date Collected: 08/28/2013 15:05

Extraction Method: 3540C Date Extracted: 09/09/2013 09:32

Sample wt/vol: 30.10(g) Date Analyzed: 09/11/2013 07:39

Con. Extract Vol.: 10(mL) Dilution Factor: 1

Injection Volume: 1(uL) GC Column: CLP-2 ID: 0.53(mm)

% Moisture: 12.1 GPC Cleanup:(Y/N) N

Analysis Batch No.: 100924 Units: ug/Kg

CAS NO.	COMPOUND NAME	RESULT	Q	RL	MDL
12674-11-2	Aroclor-1016	37	U	37	24
11104-28-2	Aroclor-1221	37	U	37	18
11141-16-5	Aroclor-1232	37	U	37	16
53469-21-9	Aroclor-1242	37	U	37	15
12672-29-6	Aroclor-1248	37	U	37	19
11097-69-1	Aroclor-1254	37	U	37	19
11096-82-5	Aroclor-1260	37	U	37	19

CAS NO.	SURROGATE	%REC	Q	LIMITS
877-09-8	Tetrachloro-m-xylene	77		29-151
2051-24-3	Decachlorobiphenyl	86		14-163

FORM I
PCBS ORGANICS ANALYSIS DATA SHEET

Lab Name: TestAmerica Canton | Job No.: 240-28500-1

SDG No.:

Client Sample ID: DR-SB-DUP02 | Lab Sample ID: 240-28500-14

Matrix: Solid | Lab File ID: P1000028.D

Analysis Method: 8082A | Date Collected: 08/28/2013 00:00

Extraction Method: 3540C | Date Extracted: 09/09/2013 09:32

Sample wt/vol: 29.69(g) | Date Analyzed: 09/11/2013 07:54

Con. Extract Vol.: 10(mL) | Dilution Factor: 1

Injection Volume: 1(uL) | GC Column: CLP-2 ID: 0.53(mm)

% Moisture: 4.3 | GPC Cleanup:(Y/N) N

Analysis Batch No.: 100924 | Units: ug/Kg

CAS NO.	COMPOUND NAME	RESULT	Q	RL	MDL
12674-11-2	Aroclor-1016	35	U	35	22
11104-28-2	Aroclor-1221	35	U	35	17
11141-16-5	Aroclor-1232	35	U	35	15
53469-21-9	Aroclor-1242	35	U	35	14
12672-29-6	Aroclor-1248	35	U	35	18
11097-69-1	Aroclor-1254	35	U	35	18
11096-82-5	Aroclor-1260	35	U	35	18

CAS NO.	SURROGATE	%REC	Q	LIMITS
877-09-8	Tetrachloro-m-xylene	73		29-151
2051-24-3	Decachlorobiphenyl	90		14-163

Appendix C

Support Documentation

CASE NARRATIVE

Client: Tetra Tech, Inc

Project: Taxiway Tango

Report Number: 240-28500-1

With the exceptions noted as flags or footnotes, standard analytical protocols were followed in the analysis of the samples and no problems were encountered or anomalies observed. In addition all laboratory quality control samples were within established control limits, with any exceptions noted below. Each sample was analyzed to achieve the lowest possible reporting limit within the constraints of the method. In some cases, due to interference or analytes present at high concentrations, samples were diluted. For diluted samples, the reporting limits are adjusted relative to the dilution required.

TestAmerica Canton attests to the validity of the laboratory data generated by TestAmerica facilities reported herein. All analyses performed by TestAmerica facilities were done using established laboratory SOPs that incorporate QA/QC procedures described in the application methods. TestAmerica's operations groups have reviewed the data for compliance with the laboratory QA/QC plan, and data have been found to be compliant with laboratory protocols unless otherwise noted below.

The test results in this report meet all NELAP requirements for parameters for which accreditation is required or available. Any exceptions to NELAP requirements are noted in this report. Pursuant to NELAP, this report may not be reproduced, except in full, without the written approval of the laboratory.

Calculations are performed before rounding to avoid round-off errors in calculated results.

All holding times were met and proper preservation noted for the methods performed on these samples, unless otherwise detailed in the individual sections below.

All solid sample results are reported on an "as received" basis unless otherwise indicated by the presence of a % solids value in the method header.

This laboratory report is confidential and is intended for the sole use of TestAmerica and its client.

RECEIPT

The samples were received on 08/29/2013; the samples arrived in good condition, properly preserved and on ice. The temperatures of the coolers at receipt were 3.0 and 4.4 C.

The following sample was submitted for analysis; however, it was not listed on the Chain-of-Custody (COC): DR-SB-DUP02 (240-28500-14) The lab will log the sample for all of the analyses listed on the COC for all the other soil samples.

The following samples were logged for hexavalent chromium analysis per the client's SOW: DR-SB-213-04-06 (240-28500-1), DR-SB-213-10-12 (240-28500-2), DR-SB-214-0-02 (240-28500-3), DR-SB-214-10-12 (240-28500-4), DR-SB-215-0-02 (240-28500-5), DR-SB-215-06-08 (240-28500-6), DR-SB-216-02-04 (240-28500-7), DR-SB-216-06-08 (240-28500-8), DR-SB-217-02-04 (240-28500-9), DR-SB-217-06-08 (240-28500-10), DR-SB-218-02-04 (240-28500-11), DR-SB-218-06-08 (240-28500-12), DR-SB-DUP02 (240-28500-14). This analysis was not originally requested on the chain-of-custody (COC).

VOLATILE ORGANIC COMPOUNDS (GCMS)

Samples DR-SB-213-04-06 (240-28500-1), DR-SB-213-10-12 (240-28500-2), DR-SB-214-0-02 (240-28500-3), DR-SB-214-10-12 (240-28500-4), DR-SB-215-0-02 (240-28500-5), DR-SB-215-06-08 (240-28500-6), DR-SB-216-02-04 (240-28500-7), DR-SB-216-06-08 (240-28500-8), DR-SB-217-02-04 (240-28500-9), DR-SB-217-06-08 (240-28500-10), DR-SB-218-02-04 (240-28500-11), DR-SB-218-06-08 (240-28500-12) and DR-SB-DUP02 (240-28500-14) were analyzed for volatile organic compounds (GCMS) in accordance with EPA SW-846 Method 8260B. The samples were prepared on 08/29/2013 and analyzed on 09/06/2013 and 09/08/2013.

Acetone, Methylene Chloride and Toluene were detected in method blank MB 240-99825/1-A at levels that were above the method detection limit but below the reporting limit. The values should be considered estimates, and have been flagged. If the associated sample reported a result above the MDL and/or RL, the result has been flagged.

Acetone, Methylene Chloride and Toluene were detected in method blank MB 240-99825/2-A at levels that were above the method detection limit but below the reporting limit. The values should be considered estimates, and have been flagged. If the associated sample reported a result above the MDL and/or RL, the result has been flagged.

Insufficient sample volume was available to meet method-mandated requirements for matrix spike/matrix spike duplicate (MS/MSD) analyses for batch 100346.

Insufficient sample volume was available to meet method-mandated requirements for matrix spike/matrix spike duplicate (MS/MSD)

analyses for batch 100560.

The laboratory control sample (LCS) for batch 100346 recovered outside control limits for the following analytes: 1,1-Dichloropropene and Tetrachloroethene. These analytes were biased high in the LCS and were not detected in the associated samples; therefore, the data have been reported.

The laboratory control sample (LCS) for batch 100560 recovered outside control limits for the following analyte: 1,1-Dichloropropene. This analyte was biased high in the LCS and was not detected in the associated samples; therefore, the data have been reported.

No other difficulties were encountered during the VOCs analysis. All other quality control parameters were within the acceptance limits.

VOLATILE ORGANIC COMPOUNDS (GCMS)

Sample TB-082813 (240-28500-13) was analyzed for volatile organic compounds (GCMS) in accordance with EPA SW-846 Method 8260B. The samples were analyzed on 09/06/2013.

No difficulties were encountered during the VOCs analysis. All quality control parameters were within the acceptance limits.

SEMIVOLATILE ORGANIC COMPOUNDS (GCMS)

Samples DR-SB-213-04-06 (240-28500-1), DR-SB-213-10-12 (240-28500-2), DR-SB-214-0-02 (240-28500-3), DR-SB-214-10-12 (240-28500-4), DR-SB-215-0-02 (240-28500-5), DR-SB-215-06-08 (240-28500-6), DR-SB-216-02-04 (240-28500-7), DR-SB-216-06-08 (240-28500-8), DR-SB-217-02-04 (240-28500-9), DR-SB-217-06-08 (240-28500-10), DR-SB-218-02-04 (240-28500-11), DR-SB-218-06-08 (240-28500-12) and DR-SB-DUP02 (240-28500-14) were analyzed for semivolatile organic compounds (GCMS) in accordance with EPA SW-846 Method 8270D. The samples were prepared on 09/09/2013 and analyzed on 09/11/2013 and 09/12/2013.

Bis(2-ethylhexyl) phthalate, Diethyl phthalate and Di-n-butyl phthalate were detected in method blank MB 240-100631/23-B at levels that were above the method detection limit but below the reporting limit. The values should be considered estimates, and have been flagged. If the associated sample reported a result above the MDL and/or RL, the result has been flagged.

The laboratory control sample (LCS) for batch 100647 recovered outside control limits for the following analyte: Benzaldehyde. However, since Benzaldehyde is a non-controlling compound no corrective action was required.

The laboratory control sample (LCS) for batch 100647 associated with sample(s) DR-SB-216-02-04 (240-28500-7), DR-SB-217-02-04 (240-28500-9), DR-SB-217-06-08 (240-28500-10), DR-SB-218-02-04 (240-28500-11), DR-SB-218-06-08 (240-28500-12), DR-SB-DUP02 (240-28500-14) recovered outside control limits for the following analyte: Benzaldehyde. However, since Benzaldehyde is a non-controlling compound no corrective action was required.

The laboratory control sample (LCS) for batch 100631 associated with sample(s) DR-SB-213-04-06 (240-28500-1), DR-SB-213-10-12 (240-28500-2), DR-SB-214-0-02 (240-28500-3), DR-SB-214-10-12 (240-28500-4) recovered outside control limits for the following analyte: Benzaldehyde. However, since Benzaldehyde is a non-controlling compound no corrective action was required.

No other difficulties were encountered during the SVOCs analysis. All other quality control parameters were within the acceptance limits.

GASOLINE RANGE ORGANICS (GRO)

Samples DR-SB-213-04-06 (240-28500-1), DR-SB-213-10-12 (240-28500-2), DR-SB-214-0-02 (240-28500-3), DR-SB-214-10-12 (240-28500-4), DR-SB-215-0-02 (240-28500-5), DR-SB-215-06-08 (240-28500-6), DR-SB-216-02-04 (240-28500-7), DR-SB-216-06-08 (240-28500-8), DR-SB-217-02-04 (240-28500-9), DR-SB-217-06-08 (240-28500-10), DR-SB-218-02-04 (240-28500-11), DR-SB-218-06-08 (240-28500-12) and DR-SB-DUP02 (240-28500-14) were analyzed for gasoline range organics (GRO) in accordance with EPA-SW-846 Method 8015C - GRO. The samples were analyzed on 09/03/2013 and 09/04/2013.

No difficulties were encountered during the GRO analysis. All quality control parameters were within the acceptance limits.

DIESEL RANGE ORGANICS (DRO)

Samples DR-SB-213-04-06 (240-28500-1), DR-SB-213-10-12 (240-28500-2), DR-SB-214-0-02 (240-28500-3), DR-SB-214-10-12 (240-28500-4), DR-SB-215-0-02 (240-28500-5), DR-SB-215-06-08 (240-28500-6), DR-SB-216-02-04 (240-28500-7), DR-SB-216-06-08 (240-28500-8), DR-SB-217-02-04 (240-28500-9), DR-SB-217-06-08 (240-28500-10), DR-SB-218-02-04 (240-28500-11), DR-SB-218-06-08 (240-28500-12) and DR-SB-DUP02 (240-28500-14) were analyzed for diesel range organics (DRO) in accordance with EPA SW-846 Method 8015C - DRO. The samples were prepared on 09/04/2013 and 09/05/2013 and analyzed on 09/05/2013 and 09/06/2013.

Surrogates are added during the extraction process prior to dilution. When the sample dilution is 5X or greater, surrogate recoveries are diluted out and no corrective action is required.

No difficulties were encountered during the DRO analysis. All quality control parameters were within the acceptance limits.

POLYCHLORINATED BIPHENYLS (PCBS)

Samples DR-SB-213-04-06 (240-28500-1), DR-SB-213-10-12 (240-28500-2), DR-SB-214-0-02 (240-28500-3), DR-SB-214-10-12 (240-28500-4), DR-SB-215-0-02 (240-28500-5), DR-SB-215-06-08 (240-28500-6), DR-SB-216-02-04 (240-28500-7), DR-SB-216-06-08 (240-28500-8), DR-SB-217-02-04 (240-28500-9), DR-SB-217-06-08 (240-28500-10), DR-SB-218-02-04 (240-28500-11), DR-SB-218-06-08 (240-28500-12) and DR-SB-DUP02 (240-28500-14) were analyzed for polychlorinated biphenyls (PCBs) in accordance

with EPA SW-846 Method 8082A. The samples were prepared on 09/09/2013 and analyzed on 09/11/2013.

The following sample(s) required a tetrabutylammonium sulfite (TBA) clean-up to reduce matrix interferences caused by sulfur: DR-SB-213-10-12 (240-28500-2), DR-SB-214-10-12 (240-28500-4), DR-SB-217-06-08 (240-28500-10), DR-SB-218-06-08 (240-28500-12), DR-SB-DUP02 (240-28500-14). Lot # S65830

The following sample(s) required a tetrabutylammonium sulfite (TBA) clean-up to reduce matrix interferences caused by sulfur: (240-28528-3 MS), (240-28528-3 MSD), DR-SB-213-04-06 (240-28500-1), DR-SB-214-0-02 (240-28500-3), DR-SB-215-0-02 (240-28500-5), DR-SB-215-06-08 (240-28500-6), DR-SB-216-02-04 (240-28500-7), DR-SB-217-02-04 (240-28500-9), DR-SB-218-02-04 (240-28500-11), DR-SB-220-02-04 (240-28528-3). Lot # S65830

No other difficulties were encountered during the PCBs analysis. All other quality control parameters were within the acceptance limits.

TOTAL METALS (ICP)

Samples DR-SB-213-04-06 (240-28500-1), DR-SB-213-10-12 (240-28500-2), DR-SB-214-0-02 (240-28500-3), DR-SB-214-10-12 (240-28500-4), DR-SB-215-0-02 (240-28500-5), DR-SB-215-06-08 (240-28500-6), DR-SB-216-02-04 (240-28500-7), DR-SB-216-06-08 (240-28500-8), DR-SB-217-02-04 (240-28500-9), DR-SB-217-06-08 (240-28500-10), DR-SB-218-02-04 (240-28500-11), DR-SB-218-06-08 (240-28500-12) and DR-SB-DUP02 (240-28500-14) were analyzed for total metals (ICP) in accordance with EPA SW-846 Method 6010C. The samples were prepared on 08/30/2013 and analyzed on 09/04/2013 and 09/16/2013.

Barium and Zinc were detected in method blank MB 240-99736/1-A at levels that were above the method detection limit but below the reporting limit. The values should be considered estimates, and have been flagged. If the associated sample reported a result above the MDL and/or RL, the result has been flagged.

Sample DR-SB-218-06-08 (240-28500-12)[5X] required dilution prior to analysis. The reporting limits have been adjusted accordingly.

No other difficulties were encountered during the metals analysis. All other quality control parameters were within the acceptance limits.

MERCURY

Samples DR-SB-213-04-06 (240-28500-1), DR-SB-213-10-12 (240-28500-2), DR-SB-214-0-02 (240-28500-3), DR-SB-214-10-12 (240-28500-4), DR-SB-215-0-02 (240-28500-5), DR-SB-215-06-08 (240-28500-6), DR-SB-216-02-04 (240-28500-7), DR-SB-216-06-08 (240-28500-8), DR-SB-217-02-04 (240-28500-9), DR-SB-217-06-08 (240-28500-10), DR-SB-218-02-04 (240-28500-11), DR-SB-218-06-08 (240-28500-12) and DR-SB-DUP02 (240-28500-14) were analyzed for mercury in accordance with EPA SW-846 Method 7471B. The samples were prepared on 08/30/2013 and analyzed on 09/04/2013.

No difficulties were encountered during the mercury analysis. All quality control parameters were within the acceptance limits.

HEXAVALENT CHROMIUM

Samples DR-SB-213-04-06 (240-28500-1), DR-SB-213-10-12 (240-28500-2), DR-SB-214-0-02 (240-28500-3), DR-SB-214-10-12 (240-28500-4), DR-SB-215-0-02 (240-28500-5), DR-SB-215-06-08 (240-28500-6), DR-SB-216-02-04 (240-28500-7), DR-SB-216-06-08 (240-28500-8), DR-SB-217-02-04 (240-28500-9), DR-SB-217-06-08 (240-28500-10), DR-SB-218-02-04 (240-28500-11), DR-SB-218-06-08 (240-28500-12) and DR-SB-DUP02 (240-28500-14) were analyzed for hexavalent chromium in accordance with EPA SW-846 Method 3060A/7196A. The samples were prepared on 09/03/2013 and 09/12/2013 and analyzed on 09/04/2013 and 09/18/2013.

Cr (VI) was detected in method blank MB 240-99886/9-A at a level that was above the method detection limit but below the reporting limit. The value should be considered an estimate, and has been flagged. If the associated sample reported a result above the MDL and/or RL, the result has been flagged.

No other difficulties were encountered during the hexavalent chromium analysis. All other quality control parameters were within the acceptance limits.

PERCENT SOLIDS

Samples DR-SB-213-04-06 (240-28500-1), DR-SB-213-10-12 (240-28500-2), DR-SB-214-0-02 (240-28500-3), DR-SB-214-10-12 (240-28500-4), DR-SB-215-0-02 (240-28500-5), DR-SB-215-06-08 (240-28500-6), DR-SB-216-02-04 (240-28500-7), DR-SB-216-06-08 (240-28500-8), DR-SB-217-02-04 (240-28500-9), DR-SB-217-06-08 (240-28500-10), DR-SB-218-02-04 (240-28500-11), DR-SB-218-06-08 (240-28500-12) and DR-SB-DUP02 (240-28500-14) were analyzed for percent solids in accordance with EPA Method 160.3 MOD. The samples were analyzed on 08/30/2013.

No difficulties were encountered during the % solids analysis. All quality control parameters were within the acceptance limits.

SAMPLE SUMMARY

Client: Tetra Tech, Inc

Job Number: 240-28500-1

Lab Sample ID	Client Sample ID	Client Matrix	Date/Time Sampled	Date/Time Received
240-28500-1	DR-SB-213-04-06	Solid	08/28/2013 0950	08/29/2013 0930
240-28500-2	DR-SB-213-10-12	Solid	08/28/2013 0955	08/29/2013 0930
240-28500-3	DR-SB-214-0-02	Solid	08/28/2013 0850	08/29/2013 0930
240-28500-4	DR-SB-214-10-12	Solid	08/28/2013 0855	08/29/2013 0930
240-28500-5	DR-SB-215-0-02	Solid	08/28/2013 1040	08/29/2013 0930
240-28500-6	DR-SB-215-06-08	Solid	08/28/2013 1045	08/29/2013 0930
240-28500-7	DR-SB-216-02-04	Solid	08/28/2013 1150	08/29/2013 0930
240-28500-8	DR-SB-216-06-08	Solid	08/28/2013 1155	08/29/2013 0930
240-28500-9	DR-SB-217-02-04	Solid	08/28/2013 1410	08/29/2013 0930
240-28500-10	DR-SB-217-06-08	Solid	08/28/2013 1415	08/29/2013 0930
240-28500-11	DR-SB-218-02-04	Solid	08/28/2013 1500	08/29/2013 0930
240-28500-12	DR-SB-218-06-08	Solid	08/28/2013 1505	08/29/2013 0930
240-28500-13TB	TB-082813	Water	08/28/2013 0000	08/29/2013 0930
240-28500-14FD	DR-SB-DUP02	Solid	08/28/2013 0000	08/29/2013 0930

METHOD SUMMARY

Client: Tetra Tech, Inc

Job Number: 240-28500-1

Description	Lab Location	Method	Preparation Method
Matrix: Solid			
Volatile Organic Compounds (GC/MS)	TAL CAN	SW846 8260B	
Closed System Purge and Trap	TAL CAN		SW846 5035
Semivolatile Organic Compounds (GC/MS)	TAL CAN	SW846 8270D	
Soxhlet Extraction	TAL CAN		SW846 3540C
Nonhalogenated Organics using GC/FID -Modified (Gasoline Range Organics)	TAL CAN	SW846 8015C	
Purge and Trap	TAL CAN		SW846 5030B
Nonhalogenated Organics using GC/FID -Modified (Diesel Range Organics)	TAL CAN	SW846 8015C	
Ultrasonic Extraction	TAL CAN		SW846 3550C
Polychlorinated Biphenyls (PCBs) by Gas Chromatography	TAL CAN	SW846 8082A	
Soxhlet Extraction	TAL CAN		SW846 3540C
Metals (ICP)	TAL CAN	SW846 6010C	
Preparation, Metals	TAL CAN		SW846 3050B
Mercury in Solid or Semisolid Waste (Manual Cold Vapor Technique)	TAL CAN	SW846 7471B	
Preparation, Mercury	TAL CAN		SW846 7471B
Chromium, Hexavalent	TAL CAN	SW846 7196A	
Alkaline Digestion (Chromium, Hexavalent)	TAL CAN		SW846 3060A
Percent Moisture	TAL CAN	EPA Moisture	
Matrix: Water			
Volatile Organic Compounds (GC/MS)	TAL CAN	SW846 8260B	
Purge and Trap	TAL CAN		SW846 5030B

Lab References:

TAL CAN = TestAmerica Canton

Method References:

EPA = US Environmental Protection Agency

SW846 = "Test Methods For Evaluating Solid Waste, Physical/Chemical Methods", Third Edition, November 1986 And Its Updates.

3.0, 4.4

North Canton
4101 Shuffel Street, N. W.

North Canton, OH 44720
phone 330.497.9396 fax 330.497.0772

240-28500 Chain of Custody

Chain of Custody Record

TestAmerica
THE LEADER IN ENVIRONMENTAL TESTING

TestAmerica Laboratories, Inc.

Client Contact	Project Manager: Tony Apanavage	Site Contact: Tony Apanavage	Date: 8/28/13	COC No:
Tetra Tech	Tel/Fax: 301-233-8230 (cell)	Lab Contact: Pat Omeara	Carrier: Fedex	1 of 2 COCs
20251 Century Blvd, Suite 200	Analysis Turnaround Time			Job No.
Germantown, MD 20874	Calendar (C) or Work Days (W) _____			~~112IC04882~~ 112IC05480-03
(301) 528-3021 Phone	TAT if different from Below: Standard			SDG No.
(301) 528-3000 FAX	☐ 2 weeks			
Project Name: Taxiway Tango	☐ 1 week			
Site: MSA	☐ 2 days			Sampler: S. Cameron
P O #	☐ 1 day			

Sample Identification	Sample Date	Sample Time	Sample Type	Matrix	# of Cont.	Filtered Sample	VOCs	SVOCs, PCBs, TPH-GRO	TPH-DRO	Priority Pollutant Metals	Sample Specific Notes:
DR-SB-213-04-06	8/28/2013	0950	Soil		6		x	x	x	x	
DR-SB-213- 10-12	8/28/2013	0955	Soil		6		x	x	x	x	
DR-SB-214- 0-02	8/28/2013	0850	Soil		6		x	x	x	x	
DR-SB-214- 10-12	8/28/2013	0855	Soil		6		x	x	x	x	
DR-SB-215- 0-02	8/28/2013	1040	Soil		6		x	x	x	x	
DR-SB-215- 06-08	8/28/2013	1045	Soil		6		x	x	x	x	
DR-SB-216- 02-04	8/28/2013	1150	Soil		6		x	x	x	x	
DR-SB-216- 06-08	8/28/2013	1155	Soil		6		x	x	x	x	
DR-SB-217- 02-04	8/28/2013	1410	Soil		6		x	x	x	x	
DR-SB-217- 06-08	8/28/2013	1415	Soil		6		x	x	x	x	
DR-SB-218- 02-04	8/28/2013	1500	Soil		6		x	x	x	x	
DR-SB-218- 06-08	8/28/2013	1505	Soil		6		x	x	x	x	

Preservation Used: 1= Ice, 2= HCl; 3= H2SO4; 4=HNO3; 5=NaOH; 6= Other _____

Possible Hazard Identification
☒ *Non-Hazard* ☐ *Flammable* ☐ *Skin Irritant* *Poison B* ☐ *Unknown* ☐

Sample Disposal (A fee may be assessed if samples are retained longer than 1 month)
☐ *Return To Client* ☒ *Disposal By Lab* ☐ *Archive For _____ Months*

Special Instructions/QC Requirements & Comments:

Relinquished by:	Company:	Date/Time:	Received by:	Company:	Date/Time:
[signature]	Tetra Tech	8-28-13/1600	[signature]	TestAmerica	8/28/13/1600
[signature]	TestAmerica	8/28/13/1630			
			[signature]	[signature]	8/28/13 930

Form No. CA-C-WI-002, Rev. 2, dated 03/06/2012

North Canton
4101 Shuffel Street, N. W.

North Canton, OH 44720
phone 330.497.9396 fax 330.497.0772

Chain of Custody Record

TestAmerica
THE LEADER IN ENVIRONMENTAL TESTING

TestAmerica Laboratories, Inc.

Client Contact	Project Manager: Tony Apanavage	Site Contact: Tony Apanavage	Date: 8/28/13	COC No:
Tetra Tech	Tel/Fax: 301-233-8230 (cell)	Lab Contact: Pat Omeara	Carrier: Fedex	2 of 2 COCs
20251 Century Blvd, Suite 200	Analysis Turnaround Time			Job No.
Germantown, MD 20874	Calendar (C) or Work Days (W) _____			~~112IC04882~~ 112IC05480-03
(301) 528-3021 Phone	TAT if different from Below: Standard			
(301) 528-3000 FAX	☐ 2 weeks			SDG No.
Project Name: Taxiway Tango	☐ 1 week			
Site: MSA	☐ 2 days			
P O #	☐ 1 day			Sampler: S. Cameron

Sample Identification	Sample Date	Sample Time	Sample Type	Matrix	# of Cont.	Filtered Sample	VOCs	SVOCs, PCBs, TPH-GRO	TPH-DRO	Priority Polutant Metals	Sample Specific Notes:
~~DR-SB-219-~~	~~8/28/2013~~		~~Soil~~		~~6~~		x	x	x	x	
~~DR-SB-219-~~	~~8/28/2013~~		~~Soil~~		~~6~~		x	x	x	x	
TB-082813	8/28/2013	–	AQ	Water	2		x				

Preservation Used: 1= Ice, 2= HCl; 3= H2SO4; 4=HNO3; 5=NaOH; 6= Other _____

Possible Hazard Identification
☒ *Non-Hazard* ☐ *Flammable* ☐ *Skin Irritant* *Poison B* ☐ *Unknown* ☐

Sample Disposal (A fee may be assessed if samples are retained longer than 1 month)
☐ *Return To Client* ☒ *Disposal By Lab* ☐ *Archive For _____ Months*

Special Instructions/QC Requirements & Comments:

Relinquished by:	Company:	Date/Time:	Received by:	Company:	Date/Time:
[signature]	Tetra Tech	8-28-13/1600	[signature]	TestAmerica	8/28/13/1600
Paul [signature]	Test America	8/28/13/1700	[signature]	TAL	8/28/13 830

Form No. CA-C-WI-002, Rev. 2, dated 03/06/2012

TestAmerica Canton Sample Receipt Form/Narrative
Canton Facility

Login # : 28500

Client Tetra Tech Site Name

Cooler unpacked by:

Cooler Received on 8/28/13 Opened on 8/28/13

FedEx: 1st Grd Exp UPS FAS Stetson Client Drop Off TestAmerica Courier Other

TestAmerica Cooler # Foam Box Client Cooler Box Other

Packing material used: Bubble Wrap Foam Plastic Bag None Other

COOLANT: Wet Ice Blue Ice Dry Ice Water None

1. Cooler temperature upon receipt

IR GUN# A	(CF –1 °C) Observed Cooler Temp._____°C	Corrected Cooler Temp._____°C	
IR GUN# 4	(CF 0 °C) Observed Cooler Temp._____°C	Corrected Cooler Temp._____°C	☒ See Multiple Cooler Form
IR GUN# 5	(CF +1 °C) Observed Cooler Temp._____°C	Corrected Cooler Temp._____°C	
IR GUN# 8	(CF -0 °C) Observed Cooler Temp._____°C	Corrected Cooler Temp._____°C	

2. Were custody seals on the outside of the cooler(s)? If Yes Quantity 2	Yes	No
-Were custody seals on the outside of the cooler(s) signed & dated?	Yes	No NA
-Were custody seals on the bottle(s)?	Yes	No
3. Shippers' packing slip attached to the cooler(s)?	Yes	No
4. Did custody papers accompany the sample(s)?	Yes	No
5. Were the custody papers relinquished & signed in the appropriate place?	Yes	No
6. Did all bottles arrive in good condition (Unbroken)?	Yes	No
7. Could all bottle labels be reconciled with the COC?	Yes	No
8. Were correct bottle(s) used for the test(s) indicated?	Yes	No
9. Sufficient quantity received to perform indicated analyses?	Yes	No
10. Were sample(s) at the correct pH upon receipt?	Yes	No NA pH Strip Lot# HC376062
11. Were VOAs on the COC?	Yes	No
12. Were air bubbles >6 mm in any VOA vials?	Yes	No NA
13. Was a trip blank present in the cooler(s)?	Yes	No

Contacted PM _____ Date _____ by _____ via Verbal Voice Mail Other

Concerning

14. CHAIN OF CUSTODY & SAMPLE DISCREPANCIES

Samples processed by:

Received DR-SB-DUP02 8/28/13 full volume not on COC will log

15. SAMPLE CONDITION

Sample(s) _____ were received after the recommended holding time had expired.

Sample(s) _____ were received in a broken container.

Sample(s) _____ were received with bubble >6 mm in diameter. (Notify PM)

16. SAMPLE PRESERVATION

Sample(s) _____ were further preserved in the laboratory.

Time preserved: _____ Preservative(s) added/Lot number(s): _____

HOLDTIME

SDG 240-28500-1

SORT	UNITS	NSAMPLE	LAB_ID	QC_TYPE	SAMP_DATE	EXTR_DATE	ANAL_DATE	SMP_EXTR	EXTR_ANL	SMP_ANL
HG	MG/KG	DR-SB-216-02-04	240-28500-7	NM	08/28/2013	08/30/2013	09/04/2013	2	5	7
HG	MG/KG	DR-SB-218-06-08	240-28500-12	NM	08/28/2013	08/30/2013	09/04/2013	2	5	7
HG	MG/KG	DR-SB-217-06-08	240-28500-10	NM	08/28/2013	08/30/2013	09/04/2013	2	5	7
HG	MG/KG	DR-SB-216-06-08	240-28500-8	NM	08/28/2013	08/30/2013	09/04/2013	2	5	7
HG	MG/KG	DR-SB-218-02-04	240-28500-11	NM	08/28/2013	08/30/2013	09/04/2013	2	5	7
HG	MG/KG	DR-SB-215-06-08	240-28500-6	NM	08/28/2013	08/30/2013	09/04/2013	2	5	7
HG	MG/KG	DR-SB-215-0-02	240-28500-5	NM	08/28/2013	08/30/2013	09/04/2013	2	5	7
HG	MG/KG	DR-SB-214-10-12	240-28500-4	NM	08/28/2013	08/30/2013	09/04/2013	2	5	7
HG	MG/KG	DR-SB-214-0-02	240-28500-3	NM	08/28/2013	08/30/2013	09/04/2013	2	5	7
HG	MG/KG	DR-SB-213-10-12	240-28500-2	NM	08/28/2013	08/30/2013	09/04/2013	2	5	7
HG	MG/KG	DR-SB-213-04-06	240-28500-1	NM	08/28/2013	08/30/2013	09/04/2013	2	5	7
HG	MG/KG	DR-SB-217-02-04	240-28500-9	NM	08/28/2013	08/30/2013	09/04/2013	2	5	7
M	MG/KG	DR-SB-216-06-08	240-28500-8	NM	08/28/2013	08/30/2013	09/04/2013	2	5	7
M	MG/KG	DR-SB-218-06-08	240-28500-12	NM	08/28/2013	08/30/2013	09/04/2013	2	5	7
M	MG/KG	DR-SB-218-02-04	240-28500-11	NM	08/28/2013	08/30/2013	09/04/2013	2	5	7

SORT	UNITS	NSAMPLE	LAB_ID	QC_TYPE	SAMP_DATE	EXTR_DATE	ANAL_DATE	SMP_EXTR	EXTR_ANL	SMP_ANL
M	MG/KG	DR-SB-217-06-08	240-28500-10	NM	08/28/2013	08/30/2013	09/04/2013	2	5	7
M	MG/KG	DR-SB-217-02-04	240-28500-9	NM	08/28/2013	08/30/2013	09/04/2013	2	5	7
M	MG/KG	DR-SB-216-02-04	240-28500-7	NM	08/28/2013	08/30/2013	09/04/2013	2	5	7
M	MG/KG	DR-SB-215-06-08	240-28500-6	NM	08/28/2013	08/30/2013	09/04/2013	2	5	7
M	MG/KG	DR-SB-215-0-02	240-28500-5	NM	08/28/2013	08/30/2013	09/04/2013	2	5	7
M	MG/KG	DR-SB-214-10-12	240-28500-4	NM	08/28/2013	08/30/2013	09/04/2013	2	5	7
M	MG/KG	DR-SB-218-06-08	240-28500-12	NM	08/28/2013	08/30/2013	09/16/2013	2	17	19
M	MG/KG	DR-SB-213-10-12	240-28500-2	NM	08/28/2013	08/30/2013	09/04/2013	2	5	7
M	MG/KG	DR-SB-214-0-02	240-28500-3	NM	08/28/2013	08/30/2013	09/04/2013	2	5	7
M	MG/KG	DR-SB-213-04-06	240-28500-1	NM	08/28/2013	08/30/2013	09/04/2013	2	5	7
CR6	MG/KG	DR-SB-218-02-04	240-28500-11	NM	08/28/2013	09/12/2013	09/18/2013	15	6	21
CR6	MG/KG	DR-SB-214-0-02	240-28500-3	NM	08/28/2013	09/12/2013	09/18/2013	15	6	21
CR6	MG/KG	DR-SB-213-04-06	240-28500-1	NM	08/28/2013	09/03/2013	09/04/2013	6	1	7
CR6	MG/KG	DR-SB-214-10-12	240-28500-4	NM	08/28/2013	09/12/2013	09/18/2013	15	6	21
CR6	MG/KG	DR-SB-215-0-02	240-28500-5	NM	08/28/2013	09/12/2013	09/18/2013	15	6	21
CR6	MG/KG	DR-SB-215-06-08	240-28500-6	NM	08/28/2013	09/12/2013	09/18/2013	15	6	21
CR6	MG/KG	DR-SB-216-02-04	240-28500-7	NM	08/28/2013	09/12/2013	09/18/2013	15	6	21
CR6	MG/KG	DR-SB-218-06-08	240-28500-12	NM	08/28/2013	09/12/2013	09/18/2013	15	6	21

SORT	UNITS	NSAMPLE	LAB_ID	QC_TYPE	SAMP_DATE	EXTR_DATE	ANAL_DATE	SMP_EXTR	EXTR_ANL	SMP_ANL
CR6	MG/KG	DR-SB-216-06-08	240-28500-8	NM	08/28/2013	09/12/2013	09/18/2013	15	6	21
CR6	MG/KG	DR-SB-217-02-04	240-28500-9	NM	08/28/2013	09/12/2013	09/18/2013	15	6	21
CR6	MG/KG	DR-SB-217-06-08	240-28500-10	NM	08/28/2013	09/12/2013	09/18/2013	15	6	21
CR6	MG/KG	DR-SB-213-10-12	240-28500-2	NM	08/28/2013	09/03/2013	09/04/2013	6	1	7
OS	UG/KG	DR-SB-213-04-06	240-28500-1	NM	08/28/2013	09/09/2013	09/12/2013	12	3	15
OS	UG/KG	DR-SB-213-10-12	240-28500-2	NM	08/28/2013	09/09/2013	09/12/2013	12	3	15
OS	UG/KG	DR-SB-214-0-02	240-28500-3	NM	08/28/2013	09/09/2013	09/12/2013	12	3	15
OS	UG/KG	DR-SB-214-10-12	240-28500-4	NM	08/28/2013	09/09/2013	09/12/2013	12	3	15
OS	UG/KG	DR-SB-215-0-02	240-28500-5	NM	08/28/2013	09/09/2013	09/11/2013	12	2	14
OS	UG/KG	DR-SB-215-06-08	240-28500-6	NM	08/28/2013	09/09/2013	09/11/2013	12	2	14
OS	UG/KG	DR-SB-216-02-04	240-28500-7	NM	08/28/2013	09/09/2013	09/12/2013	12	3	15
OS	UG/KG	DR-SB-216-06-08	240-28500-8	NM	08/28/2013	09/09/2013	09/11/2013	12	2	14
OS	UG/KG	DR-SB-217-02-04	240-28500-9	NM	08/28/2013	09/09/2013	09/12/2013	12	3	15
OS	UG/KG	DR-SB-217-06-08	240-28500-10	NM	08/28/2013	09/09/2013	09/12/2013	12	3	15
OS	UG/KG	DR-SB-218-02-04	240-28500-11	NM	08/28/2013	09/09/2013	09/12/2013	12	3	15
OS	UG/KG	DR-SB-218-06-08	240-28500-12	NM	08/28/2013	09/09/2013	09/12/2013	12	3	15
OV	UG/KG	DR-SB-216-02-04	240-28500-7	NM	08/28/2013	08/29/2013	09/06/2013	1	8	9
OV	UG/KG	DR-SB-213-04-06	240-28500-1	NM	08/28/2013	08/29/2013	09/06/2013	1	8	9

SORT	UNITS	NSAMPLE	LAB_ID	QC_TYPE	SAMP_DATE	EXTR_DATE	ANAL_DATE	SMP_EXTR	EXTR_ANL	SMP_ANL
OV	UG/KG	DR-SB-218-06-08	240-28500-12	NM	08/28/2013	08/29/2013	09/08/2013	1	10	11
OV	UG/KG	DR-SB-218-02-04	240-28500-11	NM	08/28/2013	08/29/2013	09/08/2013	1	10	11
OV	UG/KG	DR-SB-217-06-08	240-28500-10	NM	08/28/2013	08/29/2013	09/08/2013	1	10	11
OV	UG/KG	DR-SB-216-06-08	240-28500-8	NM	08/28/2013	08/29/2013	09/08/2013	1	10	11
OV	UG/KG	DR-SB-215-06-08	240-28500-6	NM	08/28/2013	08/29/2013	09/06/2013	1	8	9
OV	UG/KG	DR-SB-215-0-02	240-28500-5	NM	08/28/2013	08/29/2013	09/06/2013	1	8	9
OV	UG/KG	DR-SB-214-10-12	240-28500-4	NM	08/28/2013	08/29/2013	09/06/2013	1	8	9
OV	UG/KG	DR-SB-214-0-02	240-28500-3	NM	08/28/2013	08/29/2013	09/06/2013	1	8	9
OV	UG/KG	DR-SB-213-10-12	240-28500-2	NM	08/28/2013	08/29/2013	09/06/2013	1	8	9
OV	UG/KG	DR-SB-217-02-04	240-28500-9	NM	08/28/2013	08/29/2013	09/08/2013	1	10	11
OV	UG/L	TB-082813	240-28500-13	TB	08/28/2013	09/06/2013	09/06/2013	9	0	9
PCB	UG/KG	DR-SB-214-0-02	240-28500-3	NM	08/28/2013	09/09/2013	09/11/2013	12	2	14
PCB	UG/KG	DR-SB-218-02-04	240-28500-11	NM	08/28/2013	09/09/2013	09/11/2013	12	2	14
PCB	UG/KG	DR-SB-217-06-08	240-28500-10	NM	08/28/2013	09/09/2013	09/11/2013	12	2	14
PCB	UG/KG	DR-SB-213-10-12	240-28500-2	NM	08/28/2013	09/09/2013	09/11/2013	12	2	14
PCB	UG/KG	DR-SB-218-06-08	240-28500-12	NM	08/28/2013	09/09/2013	09/11/2013	12	2	14
PCB	UG/KG	DR-SB-214-10-12	240-28500-4	NM	08/28/2013	09/09/2013	09/11/2013	12	2	14
PCB	UG/KG	DR-SB-215-0-02	240-28500-5	NM	08/28/2013	09/09/2013	09/11/2013	12	2	14

SORT	UNITS	NSAMPLE	LAB_ID	QC_TYPE	SAMP_DATE	EXTR_DATE	ANAL_DATE	SMP_EXTR	EXTR_ANL	SMP_ANL
PCB	UG/KG	DR-SB-215-06-08	240-28500-6	NM	08/28/2013	09/09/2013	09/11/2013	12	2	14
PCB	UG/KG	DR-SB-216-02-04	240-28500-7	NM	08/28/2013	09/09/2013	09/11/2013	12	2	14
PCB	UG/KG	DR-SB-216-06-08	240-28500-8	NM	08/28/2013	09/09/2013	09/11/2013	12	2	14
PCB	UG/KG	DR-SB-217-02-04	240-28500-9	NM	08/28/2013	09/09/2013	09/11/2013	12	2	14
PCB	UG/KG	DR-SB-213-04-06	240-28500-1	NM	08/28/2013	09/09/2013	09/11/2013	12	2	14
	MG/KG	DR-SB-218-02-04	240-28500-11	NM	08/28/2013	09/05/2013	09/06/2013	8	1	9
	MG/KG	DR-SB-217-06-08	240-28500-10	NM	08/28/2013	09/05/2013	09/06/2013	8	1	9
	MG/KG	DR-SB-217-02-04	240-28500-9	NM	08/28/2013	09/05/2013	09/06/2013	8	1	9
	MG/KG	DR-SB-216-06-08	240-28500-8	NM	08/28/2013	09/05/2013	09/06/2013	8	1	9
	MG/KG	DR-SB-216-02-04	240-28500-7	NM	08/28/2013	09/05/2013	09/06/2013	8	1	9
	MG/KG	DR-SB-215-06-08	240-28500-6	NM	08/28/2013	09/05/2013	09/06/2013	8	1	9
	MG/KG	DR-SB-215-0-02	240-28500-5	NM	08/28/2013	09/05/2013	09/06/2013	8	1	9
	MG/KG	DR-SB-214-10-12	240-28500-4	NM	08/28/2013	09/05/2013	09/06/2013	8	1	9
	MG/KG	DR-SB-218-06-08	240-28500-12	NM	08/28/2013	09/05/2013	09/06/2013	8	1	9
	MG/KG	DR-SB-213-10-12	240-28500-2	NM	08/28/2013	09/04/2013	09/06/2013	7	2	9
	MG/KG	DR-SB-213-04-06	240-28500-1	NM	08/28/2013	09/04/2013	09/06/2013	7	2	9
	MG/KG	DR-SB-214-0-02	240-28500-3	NM	08/28/2013	09/05/2013	09/05/2013	8	0	8
	UG/KG	DR-SB-216-02-04	240-28500-7	NM	08/28/2013	09/03/2013	09/03/2013	6	0	6

SORT	UNITS	NSAMPLE	LAB_ID	QC_TYPE	SAMP_DATE	EXTR_DATE	ANAL_DATE	SMP_EXTR	EXTR_ANL	SMP_ANL
	UG/KG	DR-SB-213-04-06	240-28500-1	NM	08/28/2013	09/03/2013	09/03/2013	6	0	6
	UG/KG	DR-SB-213-10-12	240-28500-2	NM	08/28/2013	09/03/2013	09/03/2013	6	0	6
	UG/KG	DR-SB-214-0-02	240-28500-3	NM	08/28/2013	09/03/2013	09/03/2013	6	0	6
	UG/KG	DR-SB-214-10-12	240-28500-4	NM	08/28/2013	09/03/2013	09/03/2013	6	0	6
	UG/KG	DR-SB-215-06-08	240-28500-6	NM	08/28/2013	09/03/2013	09/03/2013	6	0	6
	UG/KG	DR-SB-216-06-08	240-28500-8	NM	08/28/2013	09/03/2013	09/03/2013	6	0	6
	UG/KG	DR-SB-217-02-04	240-28500-9	NM	08/28/2013	09/03/2013	09/03/2013	6	0	6
	UG/KG	DR-SB-217-06-08	240-28500-10	NM	08/28/2013	09/03/2013	09/04/2013	6	1	7
	UG/KG	DR-SB-218-02-04	240-28500-11	NM	08/28/2013	09/03/2013	09/04/2013	6	1	7
	UG/KG	DR-SB-218-06-08	240-28500-12	NM	08/28/2013	09/03/2013	09/04/2013	6	1	7
	UG/KG	DR-SB-215-0-02	240-28500-5	NM	08/28/2013	09/03/2013	09/03/2013	6	0	6

Field Duplicate Precision				
ANALYTE	**DR-SB-216-02-04**	**DR-SB-DUP02**	**RPD**	**DIFFERENCE**
2-BUTANONE	2.6	1.2	73.68	1.4 OK
1,1-BIPHENYL	4.4	9.1	69.63	4.7 OK
2-METHYLNAPHTHALENE	51	65	24.14	14
ACENAPHTHENE	14	19	30.30	5
ACENAPHTHYLENE	ND	5.9	200.00	5.46 OK
ANTHRACENE	9.7	16	49.03	6.3
BENZO(A)ANTHRACENE	14	36	88.00	22
BENZO(A)PYRENE	12	44	114.29	32
BENZO(B)FLUORANTHENE	15	55	114.29	40
BENZO(G,H,I)PERYLENE	11	35	104.35	24
BENZO(K)FLUORANTHENE	5.4	18	107.69	12.6 OK
BIS(2-ETHYLHEXYL)PHTHALATE	ND	34	200.00	10 OK
CHRYSENE	16	47	98.41	31
DIBENZO(A,H)ANTHRACENE	ND	9.4	200.00	8.58 OK
DI-N-BUTYL PHTHALATE	19	ND	200.00	3 OK
DIBENZOFURAN	5.3	8.9	50.70	3.6 OK
FLUORANTHENE	32	74	79.25	42
FLUORENE	17	25	38.10	8
INDENO(1,2,3-CD)PYRENE	8.4	30	112.50	21.6
NAPHTHALENE	30	73	83.50	43
PHENANTHRENE	53	80	40.60	27
PYRENE	35	67	62.75	32

FORM V
GC/MS VOA INSTRUMENT PERFORMANCE CHECK
BROMOFLUOROBENZENE (BFB)

Lab Name: TestAmerica Canton Job No.: 240-28500-1

SDG No.:

Lab File ID: BFB199.D BFB Injection Date: 09/05/2013

Instrument ID: A3UX11 BFB Injection Time: 12:23

Analysis Batch No.: 100285

M/E	ION ABUNDANCE CRITERIA	% RELATIVE ABUNDANCE	
50	15.0 - 40.0 % of mass 95	25.8	
75	30.0 - 60.0 % of mass 95	53.9	
95	Base Peak, 100% relative abundance	100.0	
96	5.0 - 9.0 % of mass 95	5.2	
173	Less than 2.0 % of mass 174	0.0	(0.0)1
174	50.0 - 120.00 % of mass 95	80.8	
175	5.0 - 9.0 % of mass 174	6.0	(7.4)1
176	95.0 - 101.0 % of mass 174	80.4	(99.5)1
177	5.0 - 9.0 % of mass 176	5.2	(6.5)2

1-Value is % mass 174 2-Value is % mass 176

THIS CHECK APPLIES TO THE FOLLOWING SAMPLES, MS, MSD, BLANKS AND STANDARDS:

CLIENT SAMPLE ID	LAB SAMPLE ID	LAB FILE ID	DATE ANALYZED	TIME ANALYZED
	STD8260 240-100285/2	UXJ3891.D	09/05/2013	12:48
	STD8260 240-100285/3	UXJ3892.D	09/05/2013	13:11
	STD8260 240-100285/4	UXJ3893.D	09/05/2013	13:35
	STD8260 240-100285/5	UXJ3894.D	09/05/2013	13:59
	STD8260 240-100285/6	UXJ3895.D	09/05/2013	14:22
	STD8260 240-100285/7	UXJ3896.D	09/05/2013	14:46
	STD6 240-100285/8	UXJ3897.D	09/05/2013	15:10
	STD5 240-100285/9	UXJ3898.D	09/05/2013	15:34
	STD4 240-100285/10	UXJ3899.D	09/05/2013	15:57
	STD3 240-100285/11	UXJ3900.D	09/05/2013	16:21
	STD2 240-100285/12	UXJ3901.D	09/05/2013	16:45
	STD1 240-100285/13	UXJ3902.D	09/05/2013	17:09
	ICV 240-100285/14	UXJ3903.D	09/05/2013	17:32

FORM VI
GC/MS VOA INITIAL CALIBRATION DATA
INTERNAL STANDARD CURVE EVALUATION

Lab Name: TestAmerica Canton Job No.: 240-28500-1 Analy Batch No.: 100285

SDG No.:

Instrument ID: A3UX11 GC Column: DB-624 ID: 0.18(mm) Heated Purge: (Y/N) N

Calibration Start Date: 09/05/2013 12:48 Calibration End Date: 09/05/2013 14:46 Calibration ID: 17246

Calibration Files:

LEVEL:	LAB SAMPLE ID:	LAB FILE ID:
Level 1	STD8260 240-100285/7	UXJ3896.D
Level 2	STD8260 240-100285/6	UXJ3895.D
Level 3	STD8260 240-100285/5	UXJ3894.D
Level 4	STD8260 240-100285/4	UXJ3893.D
Level 5	STD8260 240-100285/3	UXJ3892.D
Level 6	STD8260 240-100285/2	UXJ3891.D

ANALYTE	RRF					CURVE TYPE	COEFFICIENT			#	MIN RRF	%RSD	#	MAX %RSD	R^2 OR COD	#	MIN R^2 OR COD
	LVL 1 LVL 6	LVL 2	LVL 3	LVL 4	LVL 5		B	M1	M2								
Dichlorodifluoromethane	0.1521 0.1769	0.1543	0.1570	0.1627	0.1590	Ave		0.1603				5.6		15.0			
Chloromethane	0.3548 0.3586	0.3269	0.3524	0.3331	0.3555	Ave		0.3469			0.1000	3.9		15.0			
Vinyl chloride	0.2809 0.2831	0.2807	0.2836	0.2760	0.2798	Ave		0.2807				1.0		15.0			
Bromomethane	0.0684 0.0917	0.0787	0.0852	0.0816	0.0934	Ave		0.0832				11.0		15.0			
Chloroethane	0.0981 0.1274	0.1179	0.1281	0.1262	0.1279	Ave		0.1209				9.8		15.0			
Trichlorofluoromethane	0.2608 0.2613	0.2518	0.2710	0.2579	0.2715	Ave		0.2624				2.9		15.0			
Acrolein	0.0420 0.0375	0.0418	0.0389	0.0380	0.0393	Ave		0.0396				4.8		15.0			
1,1-Dichloroethene	0.2497 0.2258	0.2657	0.2457	0.2231	0.2352	Ave		0.2409				6.7		15.0			
1,1,2-Trichloro-1,2,2-trichfluoroethane	0.1209 0.1364	0.1202	0.1244	0.1165	0.1275	Ave		0.1243				5.7		15.0			
Acetone	0.2265 0.1197	0.1538	0.1500	0.1186	0.1262	Lin1	0.2015	0.1176							0.9970		0.9900
Iodomethane	0.3189 0.3046	0.3252	0.3477	0.3049	0.3174	Ave		0.3198				5.0		15.0			
Carbon disulfide	0.6250 0.5428	0.5736	0.6174	0.5457	0.5645	Ave		0.5782				6.1		15.0			
Acetonitrile	0.0590 0.0378	0.0481	0.0419	0.0413	0.0410	Lin1	0.2119	0.0382							0.9990		0.9900
Methyl acetate	0.4734 0.3755	0.4114	0.3831	0.3695	0.3887	Ave		0.4003				9.6		15.0			
Methylene Chloride	0.6179 0.2554	0.4373	0.3278	0.2767	0.2729	Lin1	0.3739	0.2478							0.9990		0.9900

Note: The m1 coefficient is the same as Ave RRF for an Ave curve type.

FORM VI
GC/MS VOA INITIAL CALIBRATION DATA
INTERNAL STANDARD CURVE EVALUATION

Lab Name: TestAmerica Canton Job No.: 240-28500-1 Analy Batch No.: 100285

SDG No.:

Instrument ID: A3UX11 GC Column: DB-624 ID: 0.18(mm) Heated Purge: (Y/N) N

Calibration Start Date: 09/05/2013 12:48 Calibration End Date: 09/05/2013 14:46 Calibration ID: 17246

ANALYTE	RRF					CURVE TYPE	COEFFICIENT			#	MIN RRF	%RSD	#	MAX %RSD	R^2 OR COD	#	MIN R^2 OR COD
	LVL 1 LVL 6	LVL 2	LVL 3	LVL 4	LVL 5		B	M1	M2								
tert-Butyl alcohol	0.0266 0.0191	0.0209	0.0222	0.0213	0.0219	Ave		0.0220				11.0		15.0			
Acrylonitrile	0.1739 0.1500	0.1680	0.1587	0.1515	0.1509	Ave		0.1588				6.3		15.0			
Methyl tert-butyl ether	0.8600 0.7817	0.8067	0.7797	0.7175	0.8038	Ave		0.7916				5.9		15.0			
trans-1,2-Dichloroethene	0.3478 0.3316	0.3236	0.3428	0.2988	0.3308	Ave		0.3292				5.3		15.0			
Hexane	0.0532 0.0670	0.0761	0.0610	0.0529	0.0586	Ave		0.0614				14.0		15.0			
1,1-Dichloroethane	0.7275 0.7203	0.6945	0.7063	0.6542	0.6924	Ave		0.6992			0.1000	3.7		15.0			
Vinyl acetate	0.0207 0.0368	0.0326	0.0375	0.0346	0.0368	Lin1	-0.013	0.0372							0.9990		0.9900
cis-1,2-Dichloroethene	0.3894 0.3560	0.3566	0.3625	0.3244	0.3519	Ave		0.3568				5.8		15.0			
2-Butanone	0.2166 0.1609	0.1698	0.1662	0.1559	0.1760	Ave		0.1742				13.0		15.0			
2,2-Dichloropropane	0.3645 0.3008	0.3321	0.3223	0.3126	0.3203	Ave		0.3254				6.7		15.0			
Bromochloromethane	0.2236 0.1910	0.1822	0.1995	0.1786	0.1896	Ave		0.1941				8.3		15.0			
Tetrahydrofuran	0.1400 0.0976	0.1260	0.1120	0.1008	0.1026	Ave		0.1132				15.0		15.0			
Chloroform	0.6451 0.5973	0.5974	0.5993	0.5549	0.5890	Ave		0.5972				4.8		15.0			
1,1,1-Trichloroethane	0.4801 0.4392	0.4811	0.4858	0.4269	0.4493	Ave		0.4604				5.5		15.0			
Cyclohexane	0.5183 0.6167	0.5444	0.5660	0.5386	0.5817	Ave		0.5610				6.3		15.0			
1,1-Dichloropropene	0.4128 0.4585	0.4145	0.4213	0.4060	0.4351	Ave		0.4247				4.5		15.0			
Carbon tetrachloride	0.4630 0.4342	0.4191	0.4348	0.3968	0.4269	Ave		0.4291				5.1		15.0			
Benzene	1.2195 1.3256	1.2376	1.2377	1.1832	1.2996	Ave		1.2506				4.2		15.0			
1,2-Dichloroethane	0.5478 0.5587	0.5495	0.5877	0.5160	0.5604	Ave		0.5534				4.2		15.0			
Trichloroethene	0.4424 0.3903	0.3987	0.3906	0.3509	0.3862	Ave		0.3932				7.5		15.0			

Note: The m1 coefficient is the same as Ave RRF for an Ave curve type.

FORM VI
GC/MS VOA INITIAL CALIBRATION DATA
INTERNAL STANDARD CURVE EVALUATION

Lab Name: TestAmerica Canton Job No.: 240-28500-1 Analy Batch No.: 100285

SDG No.:

Instrument ID: A3UX11 GC Column: DB-624 ID: 0.18(mm) Heated Purge: (Y/N) N

Calibration Start Date: 09/05/2013 12:48 Calibration End Date: 09/05/2013 14:46 Calibration ID: 17246

ANALYTE	RRF					CURVE TYPE	COEFFICIENT			#	MIN RRF	%RSD	#	MAX %RSD	R^2 OR COD	#	MIN R^2 OR COD
	LVL 1 LVL 6	LVL 2	LVL 3	LVL 4	LVL 5		B	M1	M2								
Methylcyclohexane	0.3584 0.4230	0.3282	0.3438	0.3321	0.3853	Ave		0.3618				10.0		15.0			
1,2-Dichloropropane	0.3678 0.4030	0.4058	0.3886	0.3621	0.3944	Ave		0.3870				4.7		15.0			
Dibromomethane	0.2040 0.1870	0.2026	0.1790	0.1815	0.1830	Ave		0.1895				5.8		15.0			
1,4-Dioxane	0.0016 0.0015	0.0017	0.0018	0.0015	0.0018	Ave		0.0017				8.6		15.0			
Bromodichloromethane	0.4326 0.4274	0.4130	0.4029	0.3955	0.4180	Ave		0.4149				3.4		15.0			
2-Chloroethyl vinyl ether	0.1621 0.2000	0.1695	0.1745	0.1767	0.2016	Ave		0.1807				9.0		15.0			
cis-1,3-Dichloropropene	0.4410 0.4963	0.4412	0.4650	0.4406	0.4894	Ave		0.4623				5.5		15.0			
4-Methyl-2-pentanone	0.3162 0.3124	0.3015	0.3091	0.2990	0.3403	Ave		0.3131				4.7		15.0			
Toluene	2.1647 2.3826	2.0653	2.1950	2.0745	2.3314	Ave		2.2023				5.9		15.0			
trans-1,3-Dichloropropene	0.5664 0.6649	0.6058	0.6252	0.5862	0.6835	Ave		0.6220				7.3		15.0			
Ethyl methacrylate	0.4254 0.5310	0.4365	0.4985	0.4569	0.5589	Ave		0.4845				11.0		15.0			
1,1,2-Trichloroethane	0.4197 0.3833	0.3992	0.4013	0.3635	0.4016	Ave		0.3948				4.9		15.0			
1,3-Dichloropropane	0.6878 0.6742	0.6842	0.6782	0.6421	0.6910	Ave		0.6762				2.6		15.0			
Tetrachloroethene	0.3966 0.4037	0.3831	0.3895	0.3529	0.3971	Ave		0.3871				4.7		15.0			
2-Hexanone	0.2819 0.2991	0.2708	0.2708	0.2807	0.3291	Ave		0.2887				7.7		15.0			
Dibromochloromethane	0.4893 0.4865	0.4687	0.4612	0.4517	0.5027	Ave		0.4767				4.0		15.0			
1,2-Dibromoethane	0.3791 0.3519	0.3695	0.3652	0.3410	0.3738	Ave		0.3634				3.9		15.0			
Chlorobenzene	1.3408 1.2458	1.2278	1.2504	1.1653	1.2741	Ave		1.2507			0.3000	4.6		15.0			
1,1,1,2-Tetrachloroethane	0.5370 0.4655	0.4692	0.4765	0.4375	0.4926	Ave		0.4797				6.9		15.0			
Ethylbenzene	0.6040 0.6621	0.5639	0.6204	0.5676	0.6636	Ave		0.6136				7.1		15.0			

Note: The m1 coefficient is the same as Ave RRF for an Ave curve type.

FORM VI
GC/MS VOA INITIAL CALIBRATION DATA
INTERNAL STANDARD CURVE EVALUATION

Lab Name: TestAmerica Canton Job No.: 240-28500-1 Analy Batch No.: 100285

SDG No.:

Instrument ID: A3UX11 GC Column: DB-624 ID: 0.18(mm) Heated Purge: (Y/N) N

Calibration Start Date: 09/05/2013 12:48 Calibration End Date: 09/05/2013 14:46 Calibration ID: 17246

ANALYTE	RRF					CURVE TYPE	COEFFICIENT			#	MIN RRF	%RSD	#	MAX %RSD	R^2 OR COD	#	MIN R^2 OR COD
	LVL 1 LVL 6	LVL 2	LVL 3	LVL 4	LVL 5		B	M1	M2								
m-Xylene & p-Xylene	0.6333 0.8039	0.6457	0.7162	0.7003	0.7958	Ave		0.7159				10.0		15.0			
o-Xylene	0.5237 0.6814	0.5679	0.6027	0.5944	0.6893	Ave		0.6099				11.0		15.0			
Styrene	0.8119 1.0799	0.8297	0.9469	0.9353	1.0861	Ave		0.9483				12.0		15.0			
Bromoform	0.1904 0.1800	0.1817	0.1803	0.1656	0.1834	Ave		0.1802			0.1000	4.5		15.0			
Isopropylbenzene	1.2798 1.5103	1.2006	1.3408	1.3149	1.5219	Ave		1.3614				9.5		15.0			
1,1,2,2-Tetrachloroethane	0.8613 0.6827	0.7999	0.8193	0.6830	0.7734	Ave		0.7699			0.3000	9.5		15.0			
Bromobenzene	1.0109 0.9305	0.9283	0.9975	0.9278	0.9803	Ave		0.9626				4.0		15.0			
1,2,3-Trichloropropane	0.4852 0.2505	0.2627	0.2807	0.2407	0.2770	Lin1	0.1620	0.2488							0.9920		0.9900
trans-1,4-Dichloro-2-butene	0.2478 0.2847	0.3221	0.2843	0.2724	0.3198	Ave		0.2885				9.9		15.0			
n-Propylbenzene	0.8326 0.9272	0.7349	0.8299	0.9134	1.0028	Ave		0.8735				11.0		15.0			
2-Chlorotoluene	0.9093 0.8590	0.8785	0.9294	0.8036	0.9118	Ave		0.8819				5.2		15.0			
1,3,5-Trimethylbenzene	2.1088 2.6517	2.2279	2.4244	2.3939	2.7235	Ave		2.4217				9.8		15.0			
4-Chlorotoluene	0.8536 0.9213	0.8498	0.9339	0.8759	0.9693	Ave		0.9006				5.4		15.0			
tert-Butylbenzene	1.6920 2.2636	2.1520	2.0132	1.8699	2.1456	Ave		2.0227				10.0		15.0			
1,2,4-Trimethylbenzene	2.0665 2.6657	2.2793	2.3833	2.3035	2.7054	Ave		2.4006				10.0		15.0			
sec-Butylbenzene	2.4681 2.8746	2.3578	2.5424	2.4637	2.8168	Ave		2.5872				8.1		15.0			
1,3-Dichlorobenzene	1.7811 1.6313	1.6183	1.6687	1.5132	1.6676	Ave		1.6467				5.3		15.0			
p-Isopropyltoluene	1.8639 2.5967	1.8536	2.2834	2.1645	2.5267	Ave		2.2148				14.0		15.0			
1,4-Dichlorobenzene	1.7577 1.7477	1.7436	1.6987	1.5939	1.7366	Ave		1.7130				3.6		15.0			
n-Butylbenzene	1.6766 2.0626	1.6630	1.6996	1.6902	1.9858	Ave		1.7963				9.9		15.0			

Note: The ml coefficient is the same as Ave RRF for an Ave curve type.

FORM VI
GC/MS VOA INITIAL CALIBRATION DATA
INTERNAL STANDARD CURVE EVALUATION

Lab Name: TestAmerica Canton Job No.: 240-28500-1 Analy Batch No.: 100285

SDG No.:

Instrument ID: A3UX11 GC Column: DB-624 ID: 0.18(mm) Heated Purge: (Y/N) N

Calibration Start Date: 09/05/2013 12:48 Calibration End Date: 09/05/2013 14:46 Calibration ID: 17246

ANALYTE	RRF					CURVE TYPE	COEFFICIENT			#	MIN RRF	%RSD	#	MAX %RSD	R^2 OR COD	#	MIN R^2 OR COD
	LVL 1 LVL 6	LVL 2	LVL 3	LVL 4	LVL 5		B	M1	M2								
1,2-Dichlorobenzene	1.7378 1.6178	1.5549	1.6705	1.4823	1.6948	Ave		1.6264				5.8		15.0			
1,2-Dibromo-3-Chloropropane	0.1329 0.1382	0.1733	0.1445	0.1432	0.1628	Ave		0.1491				10.0		15.0			
1,3,5-Trichlorobenzene	1.0119 0.9263	0.9909	0.9667	0.8814	0.9888	Ave		0.9610				5.1		15.0			
1,2,4-Trichlorobenzene	1.0661 0.7863	0.9494	0.8317	0.8040	0.8172	Ave		0.8758				13.0		15.0			
Hexachlorobutadiene	0.3588 0.2869	0.3851	0.3725	0.3142	0.3332	Ave		0.3418				11.0		15.0			
Naphthalene	2.1458 2.0165	2.1313	1.9844	1.9287	2.2975	Ave		2.0840				6.4		15.0			
1,2,3-Trichlorobenzene	0.7641 0.6698	0.6912	0.7765	0.7118	0.8108	Ave		0.7374				7.4		15.0			
Dibromofluoromethane (Surr)	0.3471 0.3311	0.3046	0.3337	0.2982	0.3311	Ave		0.3243				5.8		15.0			
1,2-Dichloroethane-d4 (Surr)	0.4011 0.4172	0.4393	0.3895	0.3866	0.4039	Ave		0.4063				4.8		15.0			
Toluene-d8 (Surr)	1.6945 1.9323	1.5982	1.6997	1.7247	1.9039	Ave		1.7589				7.4		15.0			
4-Bromofluorobenzene (Surr)	0.3197 0.3841	0.3573	0.3554	0.3463	0.3848	Ave		0.3579				6.9		15.0			

Note: The m1 coefficient is the same as Ave RRF for an Ave curve type.

FORM VI
GC/MS VOA INITIAL CALIBRATION DATA
INTERNAL STANDARD CURVE EVALUATION

Lab Name: TestAmerica Canton Job No.: 240-28500-1 Analy Batch No.: 100285

SDG No.:

Instrument ID: A3UX11 GC Column: DB-624 ID: 0.18(mm) Heated Purge: (Y/N) N

Calibration Start Date: 09/05/2013 15:10 Calibration End Date: 09/05/2013 17:09 Calibration ID: 17248

Calibration Files:

LEVEL:	LAB SAMPLE ID:	LAB FILE ID:
Level 1	STD1 240-100285/13	UXJ3902.D
Level 2	STD2 240-100285/12	UXJ3901.D
Level 3	STD3 240-100285/11	UXJ3900.D
Level 4	STD4 240-100285/10	UXJ3899.D
Level 5	STD5 240-100285/9	UXJ3898.D
Level 6	STD6 240-100285/8	UXJ3897.D

ANALYTE	RRF					CURVE TYPE	COEFFICIENT			#	MIN RRF	%RSD	#	MAX %RSD	R^2 OR COD	#	MIN R^2 OR COD
	LVL 1 LVL 6	LVL 2	LVL 3	LVL 4	LVL 5		B	M1	M2								
Dichlorofluoromethane	0.2813 0.2412	0.2611	0.2469	0.2399	0.2474	Ave		0.2530				6.2		15.0			
Ethyl ether	0.3774 0.3369	0.3363	0.3574	0.3387	0.3487	Ave		0.3492				4.6		15.0			
3-Chloro-1-propene	0.1786 0.1551	0.1590	0.1639	0.1595	0.1681	Ave		0.1640				5.1		15.0			
Diisopropyl ether	0.2668 0.2901	0.2751	0.2906	0.2671	0.2979	Ave		0.2813				4.8		15.0			
2-Chloro-1,3-butadiene	0.8091 0.7856	0.7850	0.7930	0.7820	0.7965	Ave		0.7919				1.3		15.0			
Ethyl-t-butyl ether (ETBE)	1.1227 1.1769	1.2028	1.1450	1.1041	1.1915	Ave		1.1572				3.4		15.0			
Ethyl acetate	0.4102 0.3681	0.4197	0.3637	0.3637	0.3791	Ave		0.3841				6.4		15.0			
Propionitrile	0.0503 0.0461	0.0459	0.0471	0.0457	0.0481	Ave		0.0472				3.8		15.0			
Methacrylonitrile	0.2814 0.2403	0.2636	0.2442	0.2372	0.2463	Ave		0.2522				6.8		15.0			
Isobutyl alcohol	0.0147 0.0153	0.0181	0.0152	0.0145	0.0162	Ave		0.0157				8.5		15.0			
Tert-amyl-methyl ether (TAME)	0.6393 0.7448	0.6864	0.7047	0.7036	0.7627	Ave		0.7069				6.2		15.0			
n-Heptane	0.0484 0.0586	0.0537	0.0554	0.0553	0.0597	Ave		0.0552				7.3		15.0			
n-Butanol	0.0103 0.0093	0.0103	0.0105	0.0096	0.0104	Ave		0.0101				4.8		15.0			
Methyl methacrylate	0.3134 0.3435	0.3388	0.3166	0.3112	0.3380	Ave		0.3269				4.5		15.0			
2-Nitropropane	0.1011 0.0990	0.1040	0.1049	0.0943	0.0999	Ave		0.1005				3.8		15.0			

Note: The m1 coefficient is the same as Ave RRF for an Ave curve type.

FORM VI
GC/MS VOA INITIAL CALIBRATION DATA
INTERNAL STANDARD CURVE EVALUATION

Lab Name: TestAmerica Canton Job No.: 240-28500-1 Analy Batch No.: 100285

SDG No.:

Instrument ID: A3UX11 GC Column: DB-624 ID: 0.18(mm) Heated Purge: (Y/N) N

Calibration Start Date: 09/05/2013 15:10 Calibration End Date: 09/05/2013 17:09 Calibration ID: 17248

ANALYTE	RRF					CURVE TYPE	COEFFICIENT			#	MIN RRF	%RSD	#	MAX %RSD	R^2 OR COD	#	MIN R^2 OR COD
	LVL 1 LVL 6	LVL 2	LVL 3	LVL 4	LVL 5		B	M1	M2								
Cyclohexanone	0.1536 0.1808	0.1486	0.1687	0.1498	0.1662	Ave		0.1613				7.9		15.0			
1,2,3-Trimethylbenzene	2.0052 2.9861	2.0404	2.3540	2.4898	2.7492	Lin1	-1.473	2.8977							0.9960		0.9900
2-Methylnaphthalene	0.7984 1.0949	0.8414	0.8390	0.9107	1.0026	Ave		0.9145				12.0		15.0			
n-Butyl acetate	0.3718 0.5050	0.3758	0.3988	0.4204	0.4667	Ave		0.4231				13.0		15.0			

Note: The m1 coefficient is the same as Ave RRF for an Ave curve type.

FORM V
GC/MS VOA INSTRUMENT PERFORMANCE CHECK
BROMOFLUOROBENZENE (BFB)

Lab Name: TestAmerica Canton Job No.: 240-28500-1

SDG No.:

Lab File ID: BFB200.D BFB Injection Date: 09/06/2013

Instrument ID: A3UX11 BFB Injection Time: 10:12

Analysis Batch No.: 100410

M/E	ION ABUNDANCE CRITERIA	% RELATIVE ABUNDANCE	
50	15.0 - 40.0 % of mass 95	28.4	
75	30.0 - 60.0 % of mass 95	47.4	
95	Base Peak, 100% relative abundance	100.0	
96	5.0 - 9.0 % of mass 95	6.7	
173	Less than 2.0 % of mass 174	0.7	(0.8)1
174	50.0 - 120.00 % of mass 95	83.1	
175	5.0 - 9.0 % of mass 174	6.5	(7.8)1
176	95.0 - 101.0 % of mass 174	82.0	(98.7)1
177	5.0 - 9.0 % of mass 176	4.7	(5.8)2

1-Value is % mass 174 2-Value is % mass 176

THIS CHECK APPLIES TO THE FOLLOWING SAMPLES, MS, MSD, BLANKS AND STANDARDS:

CLIENT SAMPLE ID	LAB SAMPLE ID	LAB FILE ID	DATE ANALYZED	TIME ANALYZED
	CCVIS 240-100410/2	UXJ3907.D	09/06/2013	10:48
	LCS 240-100410/4	UXJ3908.D	09/06/2013	11:12
	CCV 240-100410/3	UXJ3909.D	09/06/2013	11:36
	MB 240-100410/5	UXJ3911.D	09/06/2013	12:23
TB-082813	240-28500-13	UXJ3927.D	09/06/2013	18:43
	240-28495-B-7 MS	UXJ3932.D	09/06/2013	20:41
	240-28495-B-7 MSD	UXJ3933.D	09/06/2013	21:05

FORM VII
GC/MS VOA CONTINUING CALIBRATION DATA

Lab Name: TestAmerica Canton Job No.: 240-28500-1

SDG No.:

Lab Sample ID: CCVIS 240-100410/2 Calibration Date: 09/06/2013 10:48

Instrument ID: A3UX11 Calib Start Date: 09/05/2013 12:48

GC Column: DB-624 ID: 0.18(mm) Calib End Date: 09/05/2013 14:46

Lab File ID: UXJ3907.D Conc. Units: ng/uL Heated Purge: (Y/N) N

ANALYTE	CURVE TYPE	AVE RRF	RRF	MIN RRF	CALC AMOUNT	SPIKE AMOUNT	%D	MAX %D
Dichlorodifluoromethane	Ave	0.1603	0.1751		1.00	0.0100	9.2	50.0
Chloromethane	Ave	0.3469	0.3305	0.1000	1.00	0.0100	-4.7	50.0
Vinyl chloride	Ave	0.2807	0.2651		1.00	0.0100	-5.5	20.0
Bromomethane	Ave	0.0832	0.0813		1.00	0.0100	-2.3	50.0
Chloroethane	Ave	0.1209	0.1122		1.00	0.0100	-7.2	50.0
Trichlorofluoromethane	Ave	0.2624	0.2447		1.00	0.0100	-6.7	50.0
Acrolein	Ave	0.0396	0.0309		20.0	0.100	-21.8	50.0
1,1,2-Trichloro-1,2,2-trichfluoroethane	Ave	0.1243	0.1471		1.00	0.0100	18.3	50.0
1,1-Dichloroethene	Ave	0.2409	0.2034		1.00	0.0100	-15.6	20.0
Acetone	Lin1		0.1128		10.0	0.0200	-12.7	50.0
Iodomethane	Ave	0.3198	0.2587		1.00	0.0100	-19.1	50.0
Carbon disulfide	Ave	0.5782	0.4533		1.00	0.0100	-21.6	50.0
Acetonitrile	Lin1		0.0379		20.0	0.100	-6.4	50.0
Methyl acetate	Ave	0.4003	0.3469		10.0	0.0200	-13.3	50.0
Methylene Chloride	Lin1		0.2326		1.00	0.0100	-21.2	50.0
tert-Butyl alcohol	Ave	0.0220	0.0179		50.0	0.200	-18.8	50.0
Acrylonitrile	Ave	0.1588	0.1367		20.0	0.0200	-14.0	50.0
Methyl tert-butyl ether	Ave	0.7916	0.7011		1.00	0.0100	-11.4	50.0
trans-1,2-Dichloroethene	Ave	0.3292	0.3015		1.00	0.0100	-8.4	50.0
Hexane	Ave	0.0614	0.0763		1.00	0.0100	24.2*	20.0
1,1-Dichloroethane	Ave	0.6992	0.6492	0.1000	1.00	0.0100	-7.1	50.0
Vinyl acetate	Lin1		0.0304		2.00	0.0100	-14.8	50.0
2,2-Dichloropropane	Ave	0.3254	0.2618		1.00	0.0100	-19.6	50.0
2-Butanone	Ave	0.1742	0.1532		10.0	0.0200	-12.1	50.0
cis-1,2-Dichloroethene	Ave	0.3568	0.3206		1.00	0.0100	-10.1	50.0
Bromochloromethane	Ave	0.1941	0.1785		1.00	0.0100	-8.1	50.0
Tetrahydrofuran	Ave	0.1132	0.0907		5.00	0.0100	-19.9	50.0
Chloroform	Ave	0.5972	0.5522		1.00	0.0100	-7.5	20.0
1,1,1-Trichloroethane	Ave	0.4604	0.3770		1.00	0.0100	-18.1	50.0
Cyclohexane	Ave	0.5610	0.5671		1.00	0.0100	1.1	50.0
1,1-Dichloropropene	Ave	0.4247	0.4247		1.00	0.0100	0.0	50.0
Carbon tetrachloride	Ave	0.4291	0.3928		1.00	0.0100	-8.5	50.0
1,2-Dichloroethane	Ave	0.5534	0.5017		1.00	0.0100	-9.3	50.0
Benzene	Ave	1.251	1.172		1.00	0.0100	-6.3	50.0
Trichloroethene	Ave	0.3932	0.3631		1.00	0.0100	-7.7	50.0
Methylcyclohexane	Ave	0.3618	0.3981		1.00	0.0100	10.0	50.0
1,2-Dichloropropane	Ave	0.3870	0.3703		1.00	0.0100	-4.3	20.0
1,4-Dioxane	Ave	0.0017	0.0013		50.0	0.500	-22.0	50.0
Dibromomethane	Ave	0.1895	0.1710		1.00	0.0100	-9.8	50.0
Bromodichloromethane	Ave	0.4149	0.4134		1.00	0.0100	-0.4	50.0

FORM VII
GC/MS VOA CONTINUING CALIBRATION DATA

Lab Name: TestAmerica Canton Job No.: 240-28500-1

SDG No.:

Lab Sample ID: CCVIS 240-100410/2 Calibration Date: 09/06/2013 10:48

Instrument ID: A3UX11 Calib Start Date: 09/05/2013 12:48

GC Column: DB-624 ID: 0.18(mm) Calib End Date: 09/05/2013 14:46

Lab File ID: UXJ3907.D Conc. Units: ng/uL Heated Purge: (Y/N) N

ANALYTE	CURVE TYPE	AVE RRF	RRF	MIN RRF	CALC AMOUNT	SPIKE AMOUNT	%D	MAX %D
2-Chloroethyl vinyl ether	Ave	0.1807	0.1616		10.0	0.0200	-10.6	50.0
cis-1,3-Dichloropropene	Ave	0.4623	0.4379		1.00	0.0100	-5.3	50.0
4-Methyl-2-pentanone	Ave	0.3131	0.2753		10.0	0.0200	-12.1	50.0
Toluene	Ave	2.202	2.069		1.00	0.0100	-6.1	20.0
trans-1,3-Dichloropropene	Ave	0.6220	0.5708		1.00	0.0100	-8.2	50.0
Ethyl methacrylate	Ave	0.4845	0.4189		1.00	0.0100	-13.6	50.0
1,1,2-Trichloroethane	Ave	0.3948	0.3475		1.00	0.0100	-12.0	50.0
1,3-Dichloropropane	Ave	0.6762	0.6167		1.00	0.0100	-8.8	50.0
Tetrachloroethene	Ave	0.3871	0.3663		1.00	0.0100	-5.4	50.0
2-Hexanone	Ave	0.2887	0.2485		10.0	0.0200	-13.9	50.0
Dibromochloromethane	Ave	0.4767	0.4410		1.00	0.0100	-7.5	50.0
1,2-Dibromoethane	Ave	0.3634	0.3327		1.00	0.0100	-8.5	50.0
Chlorobenzene	Ave	1.251	1.121	0.3000	1.00	0.0100	-10.3	50.0
1,1,1,2-Tetrachloroethane	Ave	0.4797	0.4349		1.00	0.0100	-9.3	50.0
Ethylbenzene	Ave	0.6136	0.5845		1.00	0.0100	-4.7	20.0
m-Xylene & p-Xylene	Ave	0.7159	0.6945		2.00	0.0200	-3.0	50.0
o-Xylene	Ave	0.6099	0.5987		1.00	0.0100	-1.8	50.0
Styrene	Ave	0.9483	0.9113		1.00	0.0100	-3.9	50.0
Bromoform	Ave	0.1802	0.1536	0.1000	1.00	0.0100	-14.8	50.0
Isopropylbenzene	Ave	1.361	1.254		1.00	0.0100	-7.9	50.0
1,1,2,2-Tetrachloroethane	Ave	0.7699	0.6748	0.3000	1.00	0.0100	-12.4	50.0
Bromobenzene	Ave	0.9626	0.9447		1.00	0.0100	-1.9	50.0
1,2,3-Trichloropropane	Lin1		0.2360		1.00	0.0100	-11.7	50.0
trans-1,4-Dichloro-2-butene	Ave	0.2885	0.2713		1.00	0.0100	-6.0	50.0
n-Propylbenzene	Ave	0.8735	0.9032		1.00	0.0100	3.4	50.0
2-Chlorotoluene	Ave	0.8819	0.8537		1.00	0.0100	-3.2	50.0
1,3,5-Trimethylbenzene	Ave	2.422	2.409		1.00	0.0100	-0.5	50.0
4-Chlorotoluene	Ave	0.9006	0.9075		1.00	0.0100	0.8	50.0
tert-Butylbenzene	Ave	2.023	1.925		1.00	0.0100	-4.8	50.0
1,2,4-Trimethylbenzene	Ave	2.401	2.415		1.00	0.0100	0.6	50.0
sec-Butylbenzene	Ave	2.587	2.491		1.00	0.0100	-3.7	50.0
1,3-Dichlorobenzene	Ave	1.647	1.584		1.00	0.0100	-3.8	50.0
p-Isopropyltoluene	Ave	2.215	2.232		1.00	0.0100	0.8	50.0
1,4-Dichlorobenzene	Ave	1.713	1.674		1.00	0.0100	-2.3	50.0
n-Butylbenzene	Ave	1.796	1.747		1.00	0.0100	-2.7	50.0
1,2-Dichlorobenzene	Ave	1.626	1.561		1.00	0.0100	-4.0	50.0
1,2-Dibromo-3-Chloropropane	Ave	0.1491	0.1499		2.00	0.0100	0.5	50.0
1,3,5-Trichlorobenzene	Ave	0.9610	0.9156		1.00	0.0100	-4.7	50.0
1,2,4-Trichlorobenzene	Ave	0.8758	0.7639		1.00	0.0100	-12.8	50.0
Hexachlorobutadiene	Ave	0.3418	0.3129		1.00	0.0100	-8.5	50.0
Naphthalene	Ave	2.084	1.760		1.00	0.0100	-15.5	50.0

FORM VII
GC/MS VOA CONTINUING CALIBRATION DATA

Lab Name: TestAmerica Canton Job No.: 240-28500-1

SDG No.:

Lab Sample ID: CCVIS 240-100410/2 Calibration Date: 09/06/2013 10:48

Instrument ID: A3UX11 Calib Start Date: 09/05/2013 12:48

GC Column: DB-624 ID: 0.18(mm) Calib End Date: 09/05/2013 14:46

Lab File ID: UXJ3907.D Conc. Units: ng/uL Heated Purge: (Y/N) N

ANALYTE	CURVE TYPE	AVE RRF	RRF	MIN RRF	CALC AMOUNT	SPIKE AMOUNT	%D	MAX %D
1,2,3-Trichlorobenzene	Ave	0.7374	0.6846		1.00	0.0100	-7.2	50.0
Dibromofluoromethane (Surr)	Ave	0.3243	0.2902		0.00746	0.00834	-10.5	50.0
1,2-Dichloroethane-d4 (Surr)	Ave	0.4063	0.3402		0.00698	0.00834	-16.3	50.0
Toluene-d8 (Surr)	Ave	1.759	1.638		0.00777	0.00834	-6.9	50.0
4-Bromofluorobenzene (Surr)	Ave	0.3579	0.3334		0.00777	0.00834	-6.9	50.0

FORM VII
GC/MS VOA CONTINUING CALIBRATION DATA

Lab Name: TestAmerica Canton Job No.: 240-28500-1

SDG No.:

Lab Sample ID: CCV 240-100410/3 Calibration Date: 09/06/2013 11:36

Instrument ID: A3UX11 Calib Start Date: 09/05/2013 15:10

GC Column: DB-624 ID: 0.18(mm) Calib End Date: 09/05/2013 17:09

Lab File ID: UXJ3909.D Conc. Units: ng/uL Heated Purge: (Y/N) N

ANALYTE	CURVE TYPE	AVE RRF	RRF	MIN RRF	CALC AMOUNT	SPIKE AMOUNT	%D	MAX %D
Dichlorofluoromethane	Ave	0.2530	0.2469		2.00	0.0100	-2.4	50.0
Ethyl ether	Ave	0.3492	0.3437		2.00	0.0100	-1.6	50.0
3-Chloro-1-propene	Ave	0.1640	0.1615		2.00	0.0100	-1.5	50.0
Diisopropyl ether	Ave	0.2813	0.2771		10.0	0.0500	-1.5	50.0
2-Chloro-1,3-butadiene	Ave	0.7919	0.7993		2.00	0.0100	0.9	50.0
Ethyl-t-butyl ether (ETBE)	Ave	1.157	1.125		5.00	0.0100	-2.8	50.0
Ethyl acetate	Ave	0.3841	0.3550		4.00	0.0200	-7.6	50.0
Propionitrile	Ave	0.0472	0.0444		4.00	0.0200	-6.0	50.0
Methacrylonitrile	Ave	0.2522	0.2177		2.00	0.0100	-13.7	50.0
Isobutyl alcohol	Ave	0.0157	0.0149		50.0	0.200	-4.9	50.0
Tert-amyl-methyl ether (TAME)	Ave	0.7069	0.6970		5.00	0.0100	-1.4	50.0
n-Heptane	Ave	0.0552	0.0609		1.00	0.0100	10.4	50.0
n-Butanol	Ave	0.0101	0.0078		50.0	0.200	-22.4	50.0
Methyl methacrylate	Ave	0.3269	0.2956		2.00	0.0100	-9.6	50.0
2-Nitropropane	Ave	0.1005	0.0923		2.00	0.0200	-8.2	50.0
Cyclohexanone	Ave	0.1613	0.1361		20.0	0.100	-15.6	50.0
1,2,3-Trimethylbenzene	Lin1		2.486		0.00909	0.0100	-9.1	50.0
2-Methylnaphthalene	Ave	0.9145	0.6832		5.00	0.0200	-25.3	50.0

FORM IV
GC/MS VOA METHOD BLANK SUMMARY

Lab Name: TestAmerica Canton Job No.: 240-28500-1

SDG No.:

Lab File ID: UXJ3911.D Lab Sample ID: MB 240-100410/5

Matrix: Water Heated Purge:(Y/N) N

Instrument ID: A3UX11 Date Analyzed: 09/06/2013 12:23

GC Column: DB-624 ID: 0.18(mm)

THIS METHOD BLANK APPLIES TO THE FOLLOWING SAMPLES:

CLIENT SAMPLE ID	LAB SAMPLE ID	LAB FILE ID	DATE ANALYZED
	LCS 240-100410/4	UXJ3908.D	09/06/2013 11:12
TB-082813	240-28500-13	UXJ3927.D	09/06/2013 18:43
	240-28495-B-7 MS	UXJ3932.D	09/06/2013 20:41
	240-28495-B-7 MSD	UXJ3933.D	09/06/2013 21:05

FORM I
GC/MS VOA ORGANICS ANALYSIS DATA SHEET

Lab Name: TestAmerica Canton | Job No.: 240-28500-1

SDG No.:

Client Sample ID: | Lab Sample ID: MB 240-100410/5

Matrix: Water | Lab File ID: UXJ3911.D

Analysis Method: 8260B | Date Collected:

Sample wt/vol: 5(mL) | Date Analyzed: 09/06/2013 12:23

Soil Aliquot Vol: | Dilution Factor: 1

Soil Extract Vol.: | GC Column: DB-624 ID: 0.18(mm)

% Moisture: | Level: (low/med) Low

Analysis Batch No.: 100410 | Units: ug/L

CAS NO.	COMPOUND NAME	RESULT	Q	RL	MDL
630-20-6	1,1,1,2-Tetrachloroethane	1.0	U	1.0	0.23
71-55-6	1,1,1-Trichloroethane	1.0	U	1.0	0.22
79-34-5	1,1,2,2-Tetrachloroethane	1.0	U	1.0	0.18
76-13-1	1,1,2-Trichloro-1,2,2-trichfluoroeth ane	1.0	U	1.0	0.28
75-34-3	1,1-Dichloroethane	1.0	U	1.0	0.15
75-35-4	1,1-Dichloroethene	1.0	U	1.0	0.19
563-58-6	1,1-Dichloropropene	1.0	U	1.0	0.13
87-61-6	1,2,3-Trichlorobenzene	1.0	U	1.0	0.17
96-18-4	1,2,3-Trichloropropane	1.0	U	1.0	0.43
526-73-8	1,2,3-Trimethylbenzene	5.0	U	5.0	0.0059
120-82-1	1,2,4-Trichlorobenzene	1.0	U	1.0	0.15
95-63-6	1,2,4-Trimethylbenzene	1.0	U	1.0	0.12
96-12-8	1,2-Dibromo-3-Chloropropane	2.0	U	2.0	0.67
95-50-1	1,2-Dichlorobenzene	1.0	U	1.0	0.13
107-06-2	1,2-Dichloroethane	1.0	U	1.0	0.22
78-87-5	1,2-Dichloropropane	1.0	U	1.0	0.18
541-73-1	1,3-Dichlorobenzene	1.0	U	1.0	0.14
142-28-9	1,3-Dichloropropane	1.0	U	1.0	0.16
106-46-7	1,4-Dichlorobenzene	1.0	U	1.0	0.13
594-20-7	2,2-Dichloropropane	1.0	U	1.0	0.13
110-75-8	2-Chloroethyl vinyl ether	10	U	10	0.99
95-49-8	2-Chlorotoluene	1.0	U	1.0	0.11
591-78-6	2-Hexanone	10	U	10	0.41
106-43-4	4-Chlorotoluene	1.0	U	1.0	0.18
67-64-1	Acetone	10	U	10	1.1
71-43-2	Benzene	1.0	U	1.0	0.13
108-86-1	Bromobenzene	1.0	U	1.0	0.13
74-97-5	Bromochloromethane	1.0	U	1.0	0.29
75-25-2	Bromoform	1.0	U	1.0	0.64
74-83-9	Bromomethane	1.0	U	1.0	0.41
75-15-0	Carbon disulfide	1.0	U	1.0	0.13
56-23-5	Carbon tetrachloride	1.0	U	1.0	0.13
108-90-7	Chlorobenzene	1.0	U	1.0	0.15
75-00-3	Chloroethane	1.0	U	1.0	0.29
67-66-3	Chloroform	1.0	U	1.0	0.16

FORM I
GC/MS VOA ORGANICS ANALYSIS DATA SHEET

Lab Name: TestAmerica Canton Job No.: 240-28500-1

SDG No.:

Client Sample ID: Lab Sample ID: MB 240-100410/5

Matrix: Water Lab File ID: UXJ3911.D

Analysis Method: 8260B Date Collected:

Sample wt/vol: 5(mL) Date Analyzed: 09/06/2013 12:23

Soil Aliquot Vol: Dilution Factor: 1

Soil Extract Vol.: GC Column: DB-624 ID: 0.18(mm)

% Moisture: Level: (low/med) Low

Analysis Batch No.: 100410 Units: ug/L

CAS NO.	COMPOUND NAME	RESULT	Q	RL	MDL
74-87-3	Chloromethane	1.0	U	1.0	0.30
156-59-2	cis-1,2-Dichloroethene	1.0	U	1.0	0.17
75-27-4	Bromodichloromethane	1.0	U	1.0	0.15
10061-01-5	cis-1,3-Dichloropropene	1.0	U	1.0	0.14
106-93-4	1,2-Dibromoethane	1.0	U	1.0	0.24
74-95-3	Dibromomethane	1.0	U	1.0	0.28
75-71-8	Dichlorodifluoromethane	1.0	U	1.0	0.31
108-20-3	Diisopropyl ether	10	U	10	1.5
100-41-4	Ethylbenzene	1.0	U	1.0	0.17
87-68-3	Hexachlorobutadiene	1.0	U	1.0	0.30
98-82-8	Isopropylbenzene	1.0	U	1.0	0.13
78-93-3	2-Butanone	10	U	10	0.57
108-10-1	4-Methyl-2-pentanone	10	U	10	0.32
179601-23-1	m-Xylene & p-Xylene	2.0	U	2.0	0.24
1634-04-4	Methyl tert-butyl ether	1.0	U	1.0	0.17
91-20-3	Naphthalene	1.0	U	1.0	0.24
104-51-8	n-Butylbenzene	1.0	U	1.0	0.12
75-09-2	Methylene Chloride	1.0	U	1.0	0.33
103-65-1	n-Propylbenzene	1.0	U	1.0	0.14
95-47-6	o-Xylene	1.0	U	1.0	0.14
99-87-6	p-Isopropyltoluene	1.0	U	1.0	0.12
637-92-3	Ethyl-t-butyl ether (ETBE)	5.0	U	5.0	0.11
135-98-8	sec-Butylbenzene	1.0	U	1.0	0.13
100-42-5	Styrene	1.0	U	1.0	0.11
994-05-8	Tert-amyl-methyl ether (TAME)	5.0	U	5.0	0.067
98-06-6	tert-Butylbenzene	1.0	U	1.0	0.13
127-18-4	Tetrachloroethene	1.0	U	1.0	0.29
108-88-3	Toluene	1.0	U	1.0	0.13
156-60-5	trans-1,2-Dichloroethene	1.0	U	1.0	0.19
10061-02-6	trans-1,3-Dichloropropene	1.0	U	1.0	0.19
79-01-6	Trichloroethene	1.0	U	1.0	0.17
75-69-4	Trichlorofluoromethane	1.0	U	1.0	0.21
75-65-0	tert-Butyl alcohol	50	U	50	3.9
108-05-4	Vinyl acetate	2.0	U	2.0	0.19
75-01-4	Vinyl chloride	1.0	U	1.0	0.22
124-48-1	Dibromochloromethane	1.0	U	1.0	0.18

FORM I
GC/MS VOA ORGANICS ANALYSIS DATA SHEET

Lab Name: TestAmerica Canton Job No.: 240-28500-1

SDG No.:

Client Sample ID: Lab Sample ID: MB 240-100410/5

Matrix: Water Lab File ID: UXJ3911.D

Analysis Method: 8260B Date Collected:

Sample wt/vol: 5(mL) Date Analyzed: 09/06/2013 12:23

Soil Aliquot Vol: Dilution Factor: 1

Soil Extract Vol.: GC Column: DB-624 ID: 0.18(mm)

% Moisture: Level: (low/med) Low

Analysis Batch No.: 100410 Units: ug/L

CAS NO.	COMPOUND NAME	RESULT	Q	RL	MDL
1330-20-7	Xylenes, Total	2.0	U	2.0	0.14

CAS NO.	SURROGATE	%REC	Q	LIMITS
17060-07-0	1,2-Dichloroethane-d4 (Surr)	89		63-129
460-00-4	4-Bromofluorobenzene (Surr)	81		66-117
2037-26-5	Toluene-d8 (Surr)	90		74-115
1868-53-7	Dibromofluoromethane (Surr)	94		75-121

FORM V
GC/MS VOA INSTRUMENT PERFORMANCE CHECK
BROMOFLUOROBENZENE (BFB)

Lab Name: TestAmerica Canton Job No.: 240-28500-1

SDG No.:

Lab File ID: BFB8353.D BFB Injection Date: 09/04/2013

Instrument ID: A3UX8 BFB Injection Time: 00:28

Analysis Batch No.: 100002

M/E	ION ABUNDANCE CRITERIA	% RELATIVE ABUNDANCE	
50	15.0 - 40.0 % of mass 95	18.2	
75	30.0 - 60.0 % of mass 95	46.6	
95	Base Peak, 100% relative abundance	100.0	
96	5.0 - 9.0 % of mass 95	6.9	
173	Less than 2.0 % of mass 174	0.0	(0.0)1
174	50.0 - 120.00 % of mass 95	71.5	
175	5.0 - 9.0 % of mass 174	5.3	(7.4)1
176	95.0 - 101.0 % of mass 174	68.7	(96.1)1
177	5.0 - 9.0 % of mass 176	4.7	(6.8)2

1-Value is % mass 174 2-Value is % mass 176

THIS CHECK APPLIES TO THE FOLLOWING SAMPLES, MS, MSD, BLANKS AND STANDARDS:

CLIENT SAMPLE ID	LAB SAMPLE ID	LAB FILE ID	DATE ANALYZED	TIME ANALYZED
	STD8260 240-100002/3	UX87157.D	09/04/2013	01:29
	STD8260 240-100002/4	UX87158.D	09/04/2013	01:50
	STD8260 240-100002/5	UX87159.D	09/04/2013	02:12
	ICIS 240-100002/6	UX87160.D	09/04/2013	02:33
	STD8260 240-100002/7	UX87161.D	09/04/2013	02:54
	STD8260 240-100002/8	UX87162.D	09/04/2013	03:15
	STD8260 240-100002/9	UX87163.D	09/04/2013	03:36
	STD8260 240-100002/10	UX87164.D	09/04/2013	03:58
	STDA9 240-100002/11	UX87165.D	09/04/2013	04:19
	STDA9 240-100002/12	UX87166.D	09/04/2013	04:40
	STDA9 240-100002/13	UX87167.D	09/04/2013	05:01
	STDA9 240-100002/14	UX87168.D	09/04/2013	05:23
	STDA9 240-100002/15	UX87169.D	09/04/2013	05:44
	STDA9 240-100002/16	UX87170.D	09/04/2013	06:05
	ICV 240-100002/17	UX87171.D	09/04/2013	06:26

FORM VI
GC/MS VOA INITIAL CALIBRATION DATA
INTERNAL STANDARD CURVE EVALUATION

Lab Name: TestAmerica Canton Job No.: 240-28500-1 Analy Batch No.: 100002

SDG No.:

Instrument ID: A3UX8 GC Column: DB-624 ID: 0.18(mm) Heated Purge: (Y/N) Y

Calibration Start Date: 09/04/2013 01:29 Calibration End Date: 09/04/2013 03:58 Calibration ID: 17222

Calibration Files:

LEVEL:	LAB SAMPLE ID:	LAB FILE ID:
Level 1	STD8260 240-100002/10	UX87164.D
Level 2	STD8260 240-100002/9	UX87163.D
Level 3	STD8260 240-100002/8	UX87162.D
Level 4	STD8260 240-100002/7	UX87161.D
Level 5	ICIS 240-100002/6	UX87160.D
Level 6	STD8260 240-100002/5	UX87159.D
Level 7	STD8260 240-100002/4	UX87158.D
Level 8	STD8260 240-100002/3	UX87157.D

ANALYTE	RRF					CURVE TYPE	COEFFICIENT			#	MIN RRF	%RSD	#	MAX %RSD	R^2 OR COD	#	MIN R^2 OR COD
	LVL 1 LVL 6	LVL 2 LVL 7	LVL 3 LVL 8	LVL 4	LVL 5		B	M1	M2								
Dichlorodifluoromethane	0.1947 0.1935	0.2057 0.1971	0.1819 0.1973	0.1887	0.1898	Ave		0.1936				3.6		15.0			
Chloromethane	0.1767 0.1969	0.2189 0.1933	0.1861 0.1927	0.2007	0.1992	Ave		0.1956			0.1000	6.3		15.0			
Vinyl chloride	0.1601 0.1684	0.1809 0.1627	0.1627 0.1649	0.1668	0.1676	Ave		0.1668				3.8		15.0			
Bromomethane	0.1199 0.1021	0.1109 0.0711	0.1111	0.1105	0.1099	Ave		0.1051				15.0		15.0			
Chloroethane	0.1067 0.0993	0.1136 0.0933	0.1072 0.0761	0.1027	0.1033	Ave		0.1003				11.0		15.0			
Dichlorofluoromethane	+++++ 0.2608	0.2935 0.2530	0.2517 0.2417	0.2670	0.2645	Ave		0.2617				6.3		15.0			
Trichlorofluoromethane	0.2407 0.2331	0.2433 0.2395	0.2146 0.2385	0.2281	0.2336	Ave		0.2339				3.9		15.0			
Ethyl ether	0.2470 0.2106	0.2186 0.1865	0.1817 0.1981	0.1850	0.1802	Ave		0.2010				12.0		15.0			
Acrolein	+++++ 0.0201	0.0207 0.0184	0.0202 0.0206	0.0185	0.0201	Ave		0.0198				4.8		15.0			
1,1-Dichloroethene	0.1911 0.1791	0.1747 0.1730	0.1684 0.1804	0.1615	0.1721	Ave		0.1750				5.0		15.0			
1,1,2-Trichloro-1,2,2-trichfluoroethane	0.0946 0.1302	0.1344 0.1279	0.1209 0.1280	0.1241	0.1255	Ave		0.1232				9.9		15.0			
Acetone	+++++ 0.0744	+++++ 0.0582	0.1306 0.0631	0.0934	0.0776	Lin1	0.7069	0.0602							0.9940		0.9900
Iodomethane	0.3151 0.3257	0.3288 0.2958	0.2910 0.3128	0.2856	0.3054	Ave		0.3075				5.2		15.0			
Carbon disulfide	0.4417 0.5378	0.4608 0.5058	0.4671 0.5456	0.4508	0.4849	Ave		0.4868				8.1		15.0			

Note: The m1 coefficient is the same as Ave RRF for an Ave curve type.

FORM VI
GC/MS VOA INITIAL CALIBRATION DATA
INTERNAL STANDARD CURVE EVALUATION

Lab Name: TestAmerica Canton Job No.: 240-28500-1 Analy Batch No.: 100002

SDG No.:

Instrument ID: A3UX8 GC Column: DB-624 ID: 0.18(mm) Heated Purge: (Y/N) Y

Calibration Start Date: 09/04/2013 01:29 Calibration End Date: 09/04/2013 03:58 Calibration ID: 17222

ANALYTE	RRF					CURVE TYPE	COEFFICIENT			#	MIN RRF	%RSD	#	MAX %RSD	R^2 OR COD	#	MIN R^2 OR COD
	LVL 1 LVL 6	LVL 2 LVL 7	LVL 3 LVL 8	LVL 4	LVL 5		B	M1	M2								
3-Chloro-1-propene	+++++ 0.1114	0.0854 0.1081	0.0873 0.1130	0.0868	0.1027	Ave		0.0993				12.0		15.0			
Methyl acetate	0.1684 0.1886	0.1843 0.1550	0.1527 0.1706	0.1639	0.1643	Ave		0.1685				7.5		15.0			
Methylene Chloride	+++++ 0.2705	+++++ 0.2277	0.6300 0.2341	0.3300	0.2792	Lin1	1.6761	0.2210							0.9930		0.9900
tert-Butyl alcohol	0.0172 0.0213	0.0190 0.0163	0.0149 0.0173	0.0159	0.0162	Ave		0.0173				12.0		15.0			
Acrylonitrile	0.0839 0.0941	0.0930 0.0770	0.0764 0.0831	0.0818	0.0826	Ave		0.0840				7.7		15.0			
Methyl tert-butyl ether	0.5484 0.6550	0.5614 0.5772	0.5072 0.6186	0.5377	0.5461	Ave		0.5690				8.3		15.0			
trans-1,2-Dichloroethene	0.2089 0.2132	0.2141 0.1999	0.1931 0.2048	0.1881	0.2057	Ave		0.2035				4.5		15.0			
Hexane	0.0673 0.0561	0.0746 0.0570	0.0607 0.0574	0.0553	0.0563	Ave		0.0606				11.0		15.0			
1,1-Dichloroethane	0.3578 0.3589	0.3709 0.3293	0.3308 0.3507	0.3228	0.3371	Ave		0.3448			0.1000	5.0		15.0			
Vinyl acetate	+++++ 0.0396	0.0163 0.0352	0.0305 0.0396	0.0293	0.0321	Lin1	-0.051	0.0385							0.9960		0.9900
2-Butanone	+++++ 0.1036	0.1076 0.0859	0.0827 0.0932	0.0945	0.0894	Ave		0.0938				9.7		15.0			
cis-1,2-Dichloroethene	0.2119 0.2467	0.2309 0.2251	0.2169 0.2334	0.2208	0.2231	Ave		0.2261				4.8		15.0			
2,2-Dichloropropane	0.1613 0.1867	0.1609 0.1714	0.1543 0.1650	0.1633	0.1776	Ave		0.1676				6.2		15.0			
Bromochloromethane	0.1181 0.1217	0.1133 0.1094	0.1023 0.1170	0.1084	0.1078	Ave		0.1122				5.7		15.0			
Tetrahydrofuran	0.0618 0.0740	0.0633 0.0598	0.0542 0.0655	0.0598	0.0614	Ave		0.0625				9.1		15.0			
Chloroform	+++++ 0.3669	0.3614 0.3357	0.3366 0.3515	0.3219	0.3346	Ave		0.3441				4.7		15.0			
1,1,1-Trichloroethane	0.2360 0.2804	0.2660 0.2679	0.2275 0.2783	0.2356	0.2565	Ave		0.2560				8.0		15.0			
Cyclohexane	0.3748 0.3172	0.3800 0.3126	0.2773 0.3184	0.2854	0.3072	Ave		0.3216				12.0		15.0			
1,1-Dichloropropene	0.2126 0.2370	0.2124 0.2277	0.2048 0.2383	0.2141	0.2194	Ave		0.2208				5.6		15.0			
Carbon tetrachloride	0.1751 0.2217	0.2029 0.2173	0.1833 0.2325	0.1865	0.2011	Ave		0.2025				10.0		15.0			

Note: The m1 coefficient is the same as Ave RRF for an Ave curve type.

FORM VI
GC/MS VOA INITIAL CALIBRATION DATA
INTERNAL STANDARD CURVE EVALUATION

Lab Name: TestAmerica Canton Job No.: 240-28500-1 Analy Batch No.: 100002

SDG No.:

Instrument ID: A3UX8 GC Column: DB-624 ID: 0.18(mm) Heated Purge: (Y/N) Y

Calibration Start Date: 09/04/2013 01:29 Calibration End Date: 09/04/2013 03:58 Calibration ID: 17222

ANALYTE	RRF					CURVE TYPE	COEFFICIENT			#	MIN RRF	%RSD	#	MAX %RSD	R^2 OR COD	#	MIN R^2 OR COD
	LVL 1 LVL 6	LVL 2 LVL 7	LVL 3 LVL 8	LVL 4	LVL 5		B	M1	M2								
Isobutyl alcohol	+++++ 0.0077	+++++ 0.0061	0.0051 0.0065	0.0061	0.0062	Ave		0.0063				14.0		15.0			
1,2-Dichloroethane	0.2798 0.3118	0.2957 0.2771	0.2676 0.2937	0.2779	0.2697	Ave		0.2842				5.3		15.0			
Benzene	0.7818 0.7983	0.8208 0.7450	0.7346 0.7757	0.7371	0.7383	Ave		0.7665				4.2		15.0			
n-Heptane	+++++ 0.0641	+++++ 0.0647	0.0519 0.0669	0.0605	0.0581	Ave		0.0610				8.9		15.0			
Trichloroethene	0.2379 0.2084	0.2218 0.1996	0.1934 0.2090	0.1924	0.1972	Ave		0.2075				7.6		15.0			
Methylcyclohexane	0.3031 0.3282	0.3648 0.3296	0.2833 0.3405	0.2860	0.3102	Ave		0.3182				8.8		15.0			
1,2-Dichloropropane	0.1689 0.2039	0.1942 0.1858	0.1777 0.1934	0.1820	0.1815	Ave		0.1859				5.9		15.0			
1,4-Dioxane	+++++ 0.0024	0.0019 0.0020	0.0019 0.0024	0.0020	0.0018	Ave		0.0021				12.0		15.0			
Dibromomethane	0.1218 0.1312	0.1222 0.1182	0.1060 0.1265	0.1137	0.1084	Ave		0.1185				7.4		15.0			
Bromodichloromethane	+++++ 0.2620	0.1858 0.2453	0.1928 0.2689	0.2146	0.2148	Ave		0.2263				15.0		15.0			
2-Chloroethyl vinyl ether	+++++ 0.1290	0.0959 0.1166	0.0934 0.1268	0.1060	0.1024	Ave		0.1100				13.0		15.0			
cis-1,3-Dichloropropene	0.1893 0.2985	0.2165 0.2840	0.1974 0.3057	0.2288	0.2394	Lin1	-0.217	0.2961							0.9960		0.9900
4-Methyl-2-pentanone	+++++ 0.2069	0.1585 0.1692	0.1440 0.1823	0.1707	0.1721	Ave		0.1720				11.0		15.0			
Toluene	+++++ 1.4340	+++++ 1.3243	1.3730 1.4148	1.3093	1.3143	Ave		1.3616				4.0		15.0			
trans-1,3-Dichloropropene	0.2151 0.4110	0.2556 0.3827	0.2546 0.4363	0.2993	0.3074	Lin1	-0.395	0.4134							0.9920		0.9900
Ethyl methacrylate	0.2026 0.4476	0.2580 0.3890	0.2613 0.4359	0.3335	0.3320	Lin1	-0.377	0.4213							0.9940		0.9900
1,1,2-Trichloroethane	0.3113 0.3130	0.2960 0.2756	0.2686 0.3038	0.2846	0.2698	Ave		0.2904				6.3		15.0			
1,3-Dichloropropane	+++++ 0.5209	0.4738 0.4507	0.4283 0.4927	0.4713	0.4394	Ave		0.4682				6.8		15.0			
Tetrachloroethene	0.2287 0.2474	0.2560 0.2405	0.2065 0.2515	0.2240	0.2330	Ave		0.2359				6.9		15.0			
2-Hexanone	+++++ 0.2344	0.1701 0.1879	0.1505 0.2125	0.1861	0.1906	Ave		0.1903				14.0		15.0			

Note: The m1 coefficient is the same as Ave RRF for an Ave curve type.

FORM VI
GC/MS VOA INITIAL CALIBRATION DATA
INTERNAL STANDARD CURVE EVALUATION

Lab Name: TestAmerica Canton Job No.: 240-28500-1 Analy Batch No.: 100002

SDG No.:

Instrument ID: A3UX8 GC Column: DB-624 ID: 0.18(mm) Heated Purge: (Y/N) Y

Calibration Start Date: 09/04/2013 01:29 Calibration End Date: 09/04/2013 03:58 Calibration ID: 17222

ANALYTE	RRF					CURVE TYPE	COEFFICIENT			#	MIN RRF	%RSD	#	MAX %RSD	R^2 OR COD	#	MIN R^2 OR COD
	LVL 1 LVL 6	LVL 2 LVL 7	LVL 3 LVL 8	LVL 4	LVL 5		B	M1	M2								
Dibromochloromethane	0.1741 0.3102	0.2157 0.2874	0.2080 0.3226	0.2288	0.2415	Lin1	-0.253	0.3081							0.9940		0.9900
1,2-Dibromoethane	+++++ 0.3054	0.2494 0.2612	0.2223 0.2881	0.2576	0.2478	Ave		0.2617				10.0		15.0			
Chlorobenzene	0.9165 0.9036	0.8916 0.8142	0.8029 0.8599	0.8245	0.8167	Ave		0.8537			0.3000	5.3		15.0			
1,1,1,2-Tetrachloroethane	0.2209 0.3018	0.2375 0.2776	0.2275 0.2994	0.2551	0.2576	Ave		0.2597				12.0		15.0			
Ethylbenzene	0.4124 0.4644	0.4344 0.4364	0.4085 0.4608	0.4229	0.4321	Ave		0.4340				4.7		15.0			
m-Xylene & p-Xylene	0.5021 0.5770	0.5152 0.5357	0.5230 0.5666	0.5177	0.5272	Ave		0.5331				4.9		15.0			
o-Xylene	0.3786 0.5630	0.4676 0.5099	0.4393 0.5316	0.4873	0.5124	Ave		0.4862				12.0		15.0			
Styrene	+++++ 0.9938	0.6709 0.8901	0.7227 0.9488	0.8001	0.8423	Ave		0.8384				14.0		15.0			
Bromoform	+++++ 0.1754	0.0940 0.1611	0.1059 0.1877	0.1202	0.1265	Lin1	-0.315	0.1785			0.1000				0.9920		0.9900
Isopropylbenzene	+++++ 1.3709	1.0947 1.2956	1.0056 1.3686	1.1812	1.2569	Ave		1.2248				11.0		15.0			
1,1,2,2-Tetrachloroethane	0.5160 0.7068	0.6134 0.6137	0.5657 0.6665	0.6250	0.6200	Ave		0.6159			0.3000	9.4		15.0			
Bromobenzene	0.6417 0.7992	0.6505 0.7226	0.6531 0.7294	0.6812	0.7164	Ave		0.6992				7.6		15.0			
1,2,3-Trichloropropane	0.1599 0.2531	0.2329 0.2116	0.2111 0.2239	0.2195	0.2281	Ave		0.2175				12.0		15.0			
trans-1,4-Dichloro-2-butene	+++++ 0.2250	0.1328 0.2020	0.1463 0.2241	0.1693	0.1769	Lin1	-0.285	0.2183							0.9960		0.9900
n-Propylbenzene	+++++ 0.7860	0.5814 0.7555	0.5911 0.7618	0.6802	0.7453	Ave		0.7002				12.0		15.0			
2-Chlorotoluene	+++++ 0.6868	0.5633 0.6354	0.5580 0.6536	0.6273	0.6409	Ave		0.6236				7.5		15.0			
1,3,5-Trimethylbenzene	1.5860 2.2993	1.7173 2.2007	1.6904 2.2966	1.9708	2.1383	Ave		1.9874				15.0		15.0			
4-Chlorotoluene	+++++ 0.7423	0.5953 0.6806	0.5756 0.6981	0.6423	0.6877	Ave		0.6603				9.0		15.0			
tert-Butylbenzene	1.4292 1.9370	1.6262 1.8506	1.4175 2.0050	1.6663	1.9125	Ave		1.7306				13.0		15.0			
1,2,4-Trimethylbenzene	+++++ 2.4322	1.7629 2.2397	1.7390 2.4194	2.0548	2.2618	Ave		2.1300				14.0		15.0			

Note: The ml coefficient is the same as Ave RRF for an Ave curve type.

FORM VI
GC/MS VOA INITIAL CALIBRATION DATA
INTERNAL STANDARD CURVE EVALUATION

Lab Name: TestAmerica Canton Job No.: 240-28500-1 Analy Batch No.: 100002

SDG No.:

Instrument ID: A3UX8 GC Column: DB-624 ID: 0.18(mm) Heated Purge: (Y/N) Y

Calibration Start Date: 09/04/2013 01:29 Calibration End Date: 09/04/2013 03:58 Calibration ID: 17222

ANALYTE	RRF					CURVE TYPE	COEFFICIENT			#	MIN RRF	%RSD	#	MAX %RSD	R^2 OR COD	#	MIN R^2 OR COD
	LVL 1 LVL 6	LVL 2 LVL 7	LVL 3 LVL 8	LVL 4	LVL 5		B	M1	M2								
sec-Butylbenzene	1.8739 2.6937	1.9971 2.6212	2.0289 2.8147	2.4056	2.6625	Ave		2.3872				15.0		15.0			
1,3-Dichlorobenzene	+++++ 1.4222	1.3162 1.3146	1.1700 1.3982	1.2848	1.3453	Ave		1.3216				6.3		15.0			
p-Isopropyltoluene	+++++ 2.3364	1.7454 2.2388	1.6834 2.4443	2.0098	2.2805	Ave		2.1055				14.0		15.0			
1,4-Dichlorobenzene	+++++ 1.4539	1.4366 1.3351	1.2577 1.4336	1.3155	1.3536	Ave		1.3694				5.4		15.0			
n-Butylbenzene	1.4948 2.1213	1.5329 2.0571	1.4278 2.3180	1.7481	2.0106	Lin1	-1.574	2.2097							0.9960		0.9900
1,2-Dichlorobenzene	1.2722 1.3163	1.2608 1.1727	1.1591 1.3160	1.2217	1.2423	Ave		1.2451				4.7		15.0			
1,2-Dibromo-3-Chloropropane	+++++ 0.0927	+++++ 0.0836	0.0771 0.1057	0.0793	0.0821	Ave		0.0868				12.0		15.0			
1,2,4-Trichlorobenzene	0.6023 0.6326	0.6608 0.5787	0.5956 0.6854	0.6489	0.6508	Ave		0.6319				5.8		15.0			
Hexachlorobutadiene	0.3383 0.2632	0.3978 0.2452	0.3004 0.3277	0.3463	0.3272	Ave		0.3183				15.0		15.0			
Naphthalene	1.2373 1.5340	1.3327 1.3772	1.2677 1.5443	1.4739	1.4835	Ave		1.4063				8.5		15.0			
1,2,3-Trichlorobenzene	0.5631 0.4975	0.6333 0.4418	0.6069 0.4956	0.6251	0.5760	Ave		0.5549				13.0		15.0			
Dibromofluoromethane (Surr)	+++++ 0.2019	0.4318 0.1867	0.2758 0.1974	0.2172	0.2116	Lin1	0.4371	0.1908							0.9990		0.9900
1,2-Dichloroethane-d4 (Surr)	+++++ 0.2429	+++++ 0.2325	0.3653 0.2542	0.3002	0.2710	Lin1	0.5576	0.2419							0.9970		0.9900
Toluene-d8 (Surr)	+++++ 1.3934	2.9620 1.2373	1.8546 1.3044	1.5030	1.4181	Lin1	3.1595	1.2681							0.9990		0.9900
4-Bromofluorobenzene (Surr)	+++++ 0.4619	+++++ 0.4280	0.6693 0.4496	0.5446	0.5290	Lin1	1.2080	0.4362							0.9990		0.9900

Note: The m1 coefficient is the same as Ave RRF for an Ave curve type.

FORM VI
GC/MS VOA INITIAL CALIBRATION DATA
INTERNAL STANDARD CURVE EVALUATION

Lab Name: TestAmerica Canton Job No.: 240-28500-1 Analy Batch No.: 100002

SDG No.:

Instrument ID: A3UX8 GC Column: DB-624 ID: 0.18(mm) Heated Purge: (Y/N) Y

Calibration Start Date: 09/04/2013 04:19 Calibration End Date: 09/04/2013 06:05 Calibration ID: 17224

Calibration Files:

LEVEL:	LAB SAMPLE ID:	LAB FILE ID:
Level 1	STDA9 240-100002/16	UX87170.D
Level 2	STDA9 240-100002/15	UX87169.D
Level 3	STDA9 240-100002/14	UX87168.D
Level 4	STDA9 240-100002/13	UX87167.D
Level 5	STDA9 240-100002/12	UX87166.D
Level 6	STDA9 240-100002/11	UX87165.D

ANALYTE	RRF					CURVE TYPE	COEFFICIENT			#	MIN RRF	%RSD	#	MAX %RSD	R^2 OR COD	#	MIN R^2 OR COD
	LVL 1 LVL 6	LVL 2	LVL 3	LVL 4	LVL 5		B	M1	M2								
Methylal	0.2087 0.2341	0.2096	0.2063	0.2274	0.2177	Ave		0.2173				5.2		15.0			
Acetonitrile	0.0319 0.0273	0.0303	0.0276	0.0309	0.0278	Ave		0.0293				6.7		15.0			
Diisopropyl ether	0.1895 0.2083	0.1975	0.1850	0.2141	0.2103	Ave		0.2008				5.9		15.0			
2-Chloro-1,3-butadiene	0.2818 0.3122	0.2888	0.2616	0.3103	0.3190	Ave		0.2956				7.5		15.0			
Ethyl-t-butyl ether (ETBE)	0.5645 0.6424	0.6111	0.5611	0.6583	0.6531	Ave		0.6151				7.1		15.0			
Ethyl acetate	0.1645 0.1754	0.1596	0.1562	0.1722	0.1623	Ave		0.1650				4.5		15.0			
Propionitrile	0.0349 0.0315	0.0323	0.0326	0.0348	0.0315	Ave		0.0330				4.7		15.0			
Methacrylonitrile	0.1411 0.1302	0.1377	0.1343	0.1401	0.1292	Ave		0.1354				3.7		15.0			
Tert-amyl-methyl ether (TAME)	0.4564 0.5158	0.4723	0.4489	0.5307	0.5222	Ave		0.4911				7.3		15.0			
n-Butanol	0.0047 0.0045	0.0037	0.0047	0.0048	0.0044	Ave		0.0045				8.7		15.0			
Ethyl acrylate	0.2130 0.2534	0.2087	0.2155	0.2319	0.2325	Ave		0.2258				7.4		15.0			
Methyl methacrylate	0.1615 0.1793	0.1594	0.1656	0.1766	0.1724	Ave		0.1691				4.8		15.0			
2-Nitropropane	0.0261 0.0421	0.0254	0.0261	0.0324	0.0351	Qua	-0.075	0.0289	0						1.0000		0.9900
Tetrahydrothiophene	0.1918 0.3519	0.2625	0.2920	0.3308	0.3265	Lin1	-0.874	0.3486							0.9990		0.9900
1-Chlorohexane	0.3094 0.3873	0.3599	0.3284	0.3652	0.3672	Ave		0.3529				8.1		15.0			

Note: The m1 coefficient is the same as Ave RRF for an Ave curve type.

FORM VI
GC/MS VOA INITIAL CALIBRATION DATA
INTERNAL STANDARD CURVE EVALUATION

Lab Name: TestAmerica Canton Job No.: 240-28500-1 Analy Batch No.: 100002

SDG No.:

Instrument ID: A3UX8 GC Column: DB-624 ID: 0.18(mm) Heated Purge: (Y/N) Y

Calibration Start Date: 09/04/2013 04:19 Calibration End Date: 09/04/2013 06:05 Calibration ID: 17224

ANALYTE	RRF					CURVE TYPE	COEFFICIENT			#	MIN RRF	%RSD	#	MAX %RSD	R^2 OR COD	#	MIN R^2 OR COD
	LVL 1 LVL 6	LVL 2	LVL 3	LVL 4	LVL 5		B	M1	M2								
1,4-Dichlorobutane	0.0949 0.1182	0.1035	0.1093	0.1177	0.1189	Ave		0.1104				8.8		15.0			
Cyclohexanone	0.0514 0.0598	0.0541	0.0550	0.0604	0.0590	Ave		0.0566				6.4		15.0			
Pentachloroethane	0.1334 0.2563	0.1085	0.1171	0.2413	0.2547	Qua	-3.360	0.2728	0						0.9980		0.9900
1,2,3-Trimethylbenzene	2.2948 2.4224	2.3162	2.2109	2.4465	2.4311	Ave		2.3536				4.0		15.0			
Benzyl chloride	0.0639 0.1909	0.0692	0.0942	0.1296	0.1484	Qua	-0.387	0.1135	0.0004						1.0000		0.9900
1,3,5-Trichlorobenzene	0.8460 0.8165	0.8203	0.7434	0.7927	0.7677	Ave		0.7978				4.7		15.0			
2-Methylnaphthalene	0.6379 0.6192	0.6505	0.8577	0.6922	0.6493	Ave		0.6845				13.0		15.0			
n-Butyl acetate	0.1851 0.2526	0.1886	0.2105	0.2496	0.2433	Ave		0.2216				14.0		15.0			

Note: The m1 coefficient is the same as Ave RRF for an Ave curve type.

FORM V
GC/MS VOA INSTRUMENT PERFORMANCE CHECK
BROMOFLUOROBENZENE (BFB)

Lab Name: TestAmerica Canton Job No.: 240-28500-1

SDG No.:

Lab File ID: BFB8355.D BFB Injection Date: 09/06/2013

Instrument ID: A3UX8 BFB Injection Time: 02:06

Analysis Batch No.: 100346

M/E	ION ABUNDANCE CRITERIA	% RELATIVE ABUNDANCE	
50	15.0 - 40.0 % of mass 95	17.5	
75	30.0 - 60.0 % of mass 95	46.6	
95	Base Peak, 100% relative abundance	100.0	
96	5.0 - 9.0 % of mass 95	6.6	
173	Less than 2.0 % of mass 174	0.2	(0.2)1
174	50.0 - 120.00 % of mass 95	77.7	
175	5.0 - 9.0 % of mass 174	5.5	(7.1)1
176	95.0 - 101.0 % of mass 174	74.9	(96.4)1
177	5.0 - 9.0 % of mass 176	4.9	(6.5)2

1-Value is % mass 174 2-Value is % mass 176

THIS CHECK APPLIES TO THE FOLLOWING SAMPLES, MS, MSD, BLANKS AND STANDARDS:

CLIENT SAMPLE ID	LAB SAMPLE ID	LAB FILE ID	DATE ANALYZED	TIME ANALYZED
	CCV 240-100346/4	UX87221.D	09/06/2013	03:04
	CCVIS 240-100346/5	UX87222.D	09/06/2013	03:25
	LCS 240-100346/6	UX87223.D	09/06/2013	03:47
	MB 240-99825/1-A	UX87235.D	09/06/2013	08:09
DR-SB-213-04-06	240-28500-1	UX87238.D	09/06/2013	09:12
DR-SB-213-10-12	240-28500-2	UX87239.D	09/06/2013	09:34
DR-SB-214-0-02	240-28500-3	UX87240.D	09/06/2013	09:55
DR-SB-214-10-12	240-28500-4	UX87241.D	09/06/2013	10:16
DR-SB-215-0-02	240-28500-5	UX87242.D	09/06/2013	10:37
DR-SB-215-06-08	240-28500-6	UX87243.D	09/06/2013	10:59
DR-SB-216-02-04	240-28500-7	UX87244.D	09/06/2013	11:20

FORM VII
GC/MS VOA CONTINUING CALIBRATION DATA

Lab Name: TestAmerica Canton Job No.: 240-28500-1

SDG No.:

Lab Sample ID: CCV 240-100346/4 Calibration Date: 09/06/2013 03:04

Instrument ID: A3UX8 Calib Start Date: 09/04/2013 04:19

GC Column: DB-624 ID: 0.18(mm) Calib End Date: 09/04/2013 06:05

Lab File ID: UX87221.D Conc. Units: ng/uL Heated Purge: (Y/N) Y

ANALYTE	CURVE TYPE	AVE RRF	RRF	MIN RRF	CALC AMOUNT	SPIKE AMOUNT	%D	MAX %D
Acetonitrile	Ave	0.0293	0.0304		20.0	0.200	3.7	50.0
Diisopropyl ether	Ave	0.2008	0.1857		10.0	0.0200	-7.5	50.0
2-Chloro-1,3-butadiene	Ave	0.2956	0.3031		2.00	0.0200	2.5	50.0
Ethyl-t-butyl ether (ETBE)	Ave	0.6151	0.5688		5.00	0.0200	-7.5	50.0
Ethyl acetate	Ave	0.1650	0.1731		4.00	0.0400	4.9	50.0
Propionitrile	Ave	0.0330	0.0346		4.00	0.200	5.1	50.0
Methacrylonitrile	Ave	0.1354	0.1442		2.00	0.200	6.5	50.0
Tert-amyl-methyl ether (TAME)	Ave	0.4911	0.4596		5.00	0.0200	-6.4	50.0
n-Butanol	Ave	0.0045	0.0045		50.0	0.500	1.8	50.0
Ethyl acrylate	Ave	0.2258	0.2291		1.00	0.0200	1.4	50.0
Methyl methacrylate	Ave	0.1691	0.1664		2.00	0.0400	-1.6	50.0
2-Nitropropane	Qua		0.0344		2.00	0.0400	18.9	50.0
Cyclohexanone	Ave	0.0566	0.0064		20.0	0.200	-88.6*	50.0
Pentachloroethane	Qua		0.2011		1.00	0.0400	4.8	50.0
1,2,3-Trimethylbenzene	Ave	2.354	2.319		0.0197	0.0200	-1.5	50.0
Benzyl chloride	Qua		0.1247		1.00	0.0200	17.3	50.0
1,3,5-Trichlorobenzene	Ave	0.7978	0.8977		1.00	0.0200	12.5	50.0
2-Methylnaphthalene	Ave	0.6845	0.6124		5.00	0.0400	-10.5	50.0

FORM VII
GC/MS VOA CONTINUING CALIBRATION DATA

Lab Name: TestAmerica Canton Job No.: 240-28500-1

SDG No.:

Lab Sample ID: CCVIS 240-100346/5 Calibration Date: 09/06/2013 03:25

Instrument ID: A3UX8 Calib Start Date: 09/04/2013 01:29

GC Column: DB-624 ID: 0.18(mm) Calib End Date: 09/04/2013 03:58

Lab File ID: UX87222.D Conc. Units: ng/uL Heated Purge: (Y/N) Y

ANALYTE	CURVE TYPE	AVE RRF	RRF	MIN RRF	CALC AMOUNT	SPIKE AMOUNT	%D	MAX %D
Dichlorodifluoromethane	Ave	0.1936	0.2315		1.00	0.0200	19.6	50.0
Chloromethane	Ave	0.1956	0.2080	0.1000	1.00	0.0200	6.3	50.0
Vinyl chloride	Ave	0.1668	0.1816		1.00	0.0200	8.9	20.0
Bromomethane	Ave	0.1051	0.1141		1.00	0.0200	8.6	50.0
Chloroethane	Ave	0.1003	0.1046		1.00	0.0200	4.3	50.0
Dichlorofluoromethane	Ave	0.2617	0.2646		2.00	0.0200	1.1	50.0
Trichlorofluoromethane	Ave	0.2339	0.2564		1.00	0.0200	9.6	50.0
Ethyl ether	Ave	0.2010	0.1967		2.00	0.0200	-2.1	50.0
Acrolein	Ave	0.0198	0.0153		20.0	0.100	-22.8	50.0
1,1-Dichloroethene	Ave	0.1750	0.1954		1.00	0.0200	11.7	20.0
1,1,2-Trichloro-1,2,2-trichfluoroethane	Ave	0.1232	0.1537		1.00	0.0200	24.7	50.0
Acetone	Lin1		0.0765		10.0	0.0400	-2.3	50.0
Iodomethane	Ave	0.3075	0.3226		1.00	0.0200	4.9	50.0
Carbon disulfide	Ave	0.4868	0.5525		1.00	0.0200	13.5	50.0
3-Chloro-1-propene	Ave	0.0993	0.1114		2.00	0.0200	12.3	50.0
Methyl acetate	Ave	0.1685	0.1745		10.0	0.100	3.5	50.0
Methylene Chloride	Lin1		0.3328		1.00	0.0200	12.6	50.0
tert-Butyl alcohol	Ave	0.0173	0.0169		50.0	0.200	-2.3	50.0
Acrylonitrile	Ave	0.0840	0.0854		20.0	0.200	1.7	50.0
Methyl tert-butyl ether	Ave	0.5690	0.5754		1.00	0.0200	1.1	50.0
trans-1,2-Dichloroethene	Ave	0.2035	0.2302		1.00	0.0200	13.2	50.0
Hexane	Ave	0.0606	0.0716		1.00	0.0200	18.2	20.0
1,1-Dichloroethane	Ave	0.3448	0.3608	0.1000	1.00	0.0200	4.7	50.0
Vinyl acetate	Lin1		0.0314		2.00	0.0192	-11.6	50.0
2-Butanone	Ave	0.0938	0.0963		10.0	0.0400	2.6	50.0
cis-1,2-Dichloroethene	Ave	0.2261	0.2388		1.00	0.0200	5.6	50.0
2,2-Dichloropropane	Ave	0.1676	0.1942		1.00	0.0200	15.9	50.0
Bromochloromethane	Ave	0.1122	0.1161		1.00	0.0200	3.4	50.0
Tetrahydrofuran	Ave	0.0625	0.0663		5.00	0.0400	6.1	50.0
Chloroform	Ave	0.3441	0.3638		1.00	0.0200	5.7	20.0
1,1,1-Trichloroethane	Ave	0.2560	0.3016		1.00	0.0200	17.8	50.0
Cyclohexane	Ave	0.3216	0.3714		1.00	0.0200	15.5	50.0
1,1-Dichloropropene	Ave	0.2208	0.2636		1.00	0.0200	19.4	50.0
Carbon tetrachloride	Ave	0.2025	0.2457		1.00	0.0200	21.3	50.0
Isobutyl alcohol	Ave	0.0063	0.0067		50.0	0.500	7.7	50.0
1,2-Dichloroethane	Ave	0.2842	0.2980		1.00	0.0200	4.9	50.0
Benzene	Ave	0.7665	0.8574		1.00	0.0200	11.9	50.0
n-Heptane	Ave	0.0610	0.0754		1.00	0.0200	23.6	50.0
Trichloroethene	Ave	0.2075	0.2250		1.00	0.0200	8.4	50.0
Methylcyclohexane	Ave	0.3182	0.3752		1.00	0.0200	17.9	50.0

FORM VII
GC/MS VOA CONTINUING CALIBRATION DATA

Lab Name: TestAmerica Canton Job No.: 240-28500-1

SDG No.:

Lab Sample ID: CCVIS 240-100346/5 Calibration Date: 09/06/2013 03:25

Instrument ID: A3UX8 Calib Start Date: 09/04/2013 01:29

GC Column: DB-624 ID: 0.18(mm) Calib End Date: 09/04/2013 03:58

Lab File ID: UX87222.D Conc. Units: ng/uL Heated Purge: (Y/N) Y

ANALYTE	CURVE TYPE	AVE RRF	RRF	MIN RRF	CALC AMOUNT	SPIKE AMOUNT	%D	MAX %D
1,2-Dichloropropane	Ave	0.1859	0.2059		1.00	0.0200	10.7	20.0
Dibromomethane	Ave	0.1185	0.1272		1.00	0.0200	7.3	50.0
1,4-Dioxane	Ave	0.0021	0.0021		50.0	0.400	1.8	50.0
Bromodichloromethane	Ave	0.2263	0.2491		1.00	0.0200	10.1	50.0
2-Chloroethyl vinyl ether	Ave	0.1100	0.1186		10.0	0.0400	7.8	50.0
cis-1,3-Dichloropropene	Lin1		0.2701		1.00	0.0200	-5.1	50.0
4-Methyl-2-pentanone	Ave	0.1720	0.1857		10.0	0.0400	8.0	50.0
Toluene	Ave	1.362	1.490		1.00	0.0200	9.4	20.0
trans-1,3-Dichloropropene	Lin1		0.3480		1.00	0.0200	-11.0	50.0
Ethyl methacrylate	Lin1		0.3842		1.00	0.0200	-4.3	50.0
1,1,2-Trichloroethane	Ave	0.2904	0.2961		1.00	0.0200	2.0	50.0
1,3-Dichloropropane	Ave	0.4682	0.5004		1.00	0.0200	6.9	50.0
Tetrachloroethene	Ave	0.2359	0.2822		1.00	0.0200	19.6	50.0
2-Hexanone	Ave	0.1903	0.2062		10.0	0.0400	8.4	50.0
Dibromochloromethane	Lin1		0.2789		1.00	0.0200	-5.4	50.0
1,2-Dibromoethane	Ave	0.2617	0.2796		1.00	0.0200	6.8	50.0
Chlorobenzene	Ave	0.8537	0.9146	0.3000	1.00	0.0200	7.1	50.0
1,1,1,2-Tetrachloroethane	Ave	0.2597	0.2922		1.00	0.0200	12.5	50.0
Ethylbenzene	Ave	0.4340	0.4941		1.00	0.0200	13.8	20.0
m-Xylene & p-Xylene	Ave	0.5331	0.5826		2.00	0.0200	9.3	50.0
o-Xylene	Ave	0.4862	0.5731		1.00	0.0200	17.9	50.0
Styrene	Ave	0.8384	0.9334		1.00	0.0200	11.3	50.0
Bromoform	Lin1		0.1508	0.1000	1.00	0.0200	-6.7	50.0
Isopropylbenzene	Ave	1.225	1.440		1.00	0.0200	17.6	50.0
1,1,2,2-Tetrachloroethane	Ave	0.6159	0.6762	0.3000	1.00	0.0200	9.8	50.0
Bromobenzene	Ave	0.6992	0.7956		1.00	0.0200	13.8	50.0
1,2,3-Trichloropropane	Ave	0.2175	0.2312		1.00	0.0200	6.3	50.0
trans-1,4-Dichloro-2-butene	Lin1		0.1887		1.00	0.0200	-7.0	50.0
n-Propylbenzene	Ave	0.7002	0.8375		1.00	0.0200	19.6	50.0
2-Chlorotoluene	Ave	0.6236	0.7077		1.00	0.0200	13.5	50.0
1,3,5-Trimethylbenzene	Ave	1.987	2.423		1.00	0.0200	21.9	50.0
4-Chlorotoluene	Ave	0.6603	0.7579		1.00	0.0200	14.8	50.0
tert-Butylbenzene	Ave	1.731	2.063		1.00	0.0200	19.2	50.0
1,2,4-Trimethylbenzene	Ave	2.130	2.473		1.00	0.0200	16.1	50.0
sec-Butylbenzene	Ave	2.387	2.968		1.00	0.0200	24.3	50.0
1,3-Dichlorobenzene	Ave	1.322	1.459		1.00	0.0200	10.4	50.0
p-Isopropyltoluene	Ave	2.106	2.529		0.0240	0.0200	20.1	50.0
1,4-Dichlorobenzene	Ave	1.369	1.437		1.00	0.0200	5.0	50.0
n-Butylbenzene	Lin1		2.241		1.00	0.0200	5.0	50.0
1,2-Dichlorobenzene	Ave	1.245	1.306		1.00	0.0200	4.9	50.0
1,2-Dibromo-3-Chloropropane	Ave	0.0868	0.0841		2.00	0.0200	-3.1	50.0

FORM VII
GC/MS VOA CONTINUING CALIBRATION DATA

Lab Name: TestAmerica Canton Job No.: 240-28500-1

SDG No.:

Lab Sample ID: CCVIS 240-100346/5 Calibration Date: 09/06/2013 03:25

Instrument ID: A3UX8 Calib Start Date: 09/04/2013 01:29

GC Column: DB-624 ID: 0.18(mm) Calib End Date: 09/04/2013 03:58

Lab File ID: UX87222.D Conc. Units: ng/uL Heated Purge: (Y/N) Y

ANALYTE	CURVE TYPE	AVE RRF	RRF	MIN RRF	CALC AMOUNT	SPIKE AMOUNT	%D	MAX %D
1,2,4-Trichlorobenzene	Ave	0.6319	0.6388		1.00	0.0200	1.1	50.0
Hexachlorobutadiene	Ave	0.3183	0.3373		1.00	0.0200	6.0	50.0
Naphthalene	Ave	1.406	1.308		1.00	0.0200	-7.0	50.0
1,2,3-Trichlorobenzene	Ave	0.5549	0.5176		1.00	0.0200	-6.7	50.0
Dibromofluoromethane (Surr)	Lin1		0.1958		0.0490	0.0500	-2.0	50.0
1,2-Dichloroethane-d4 (Surr)	Lin1		0.2450		0.0483	0.0500	-3.3	50.0
Toluene-d8 (Surr)	Lin1		1.326		0.0498	0.0500	-0.4	50.0
4-Bromofluorobenzene (Surr)	Lin1		0.4494		0.0487	0.0500	-2.5	50.0

FORM IV
GC/MS VOA METHOD BLANK SUMMARY

Lab Name: TestAmerica Canton Job No.: 240-28500-1

SDG No.:

Lab File ID: UX87235.D Lab Sample ID: MB 240-99825/1-A

Matrix: Solid Heated Purge:(Y/N) Y

Instrument ID: A3UX8 Date Analyzed: 09/06/2013 08:09

GC Column: DB-624 ID: 0.18(mm)

THIS METHOD BLANK APPLIES TO THE FOLLOWING SAMPLES:

CLIENT SAMPLE ID	LAB SAMPLE ID	LAB FILE ID	DATE ANALYZED
DR-SB-213-04-06	240-28500-1	UX87238.D	09/06/2013 09:12
DR-SB-213-10-12	240-28500-2	UX87239.D	09/06/2013 09:34
DR-SB-214-0-02	240-28500-3	UX87240.D	09/06/2013 09:55
DR-SB-214-10-12	240-28500-4	UX87241.D	09/06/2013 10:16
DR-SB-215-0-02	240-28500-5	UX87242.D	09/06/2013 10:37
DR-SB-215-06-08	240-28500-6	UX87243.D	09/06/2013 10:59
DR-SB-216-02-04	240-28500-7	UX87244.D	09/06/2013 11:20

FORM I
GC/MS VOA ORGANICS ANALYSIS DATA SHEET

Lab Name: TestAmerica Canton | Job No.: 240-28500-1

SDG No.:

Client Sample ID: | Lab Sample ID: MB 240-99825/1-A

Matrix: Solid | Lab File ID: UX87235.D

Analysis Method: 8260B | Date Collected:

Sample wt/vol: 5.00(g) | Date Analyzed: 09/06/2013 08:09

Soil Aliquot Vol: | Dilution Factor: 1

Soil Extract Vol.: | GC Column: DB-624 ID: 0.18(mm)

% Moisture: | Level: (low/med) Low

Analysis Batch No.: 100346 | Units: ug/Kg

CAS NO.	COMPOUND NAME	RESULT	Q	RL	MDL
630-20-6	1,1,1,2-Tetrachloroethane	5.0	U	5.0	0.62
71-55-6	1,1,1-Trichloroethane	5.0	U	5.0	0.56
79-34-5	1,1,2,2-Tetrachloroethane	5.0	U	5.0	0.34
76-13-1	1,1,2-Trichloro-1,2,2-trichfluoroeth ane	5.0	U	5.0	1.3
75-34-3	1,1-Dichloroethane	5.0	U	5.0	0.36
75-35-4	1,1-Dichloroethene	5.0	U	5.0	0.52
563-58-6	1,1-Dichloropropene	5.0	U	5.0	0.30
87-61-6	1,2,3-Trichlorobenzene	5.0	U	5.0	0.38
96-18-4	1,2,3-Trichloropropane	5.0	U	5.0	0.90
526-73-8	1,2,3-Trimethylbenzene	5.0	U	5.0	0.17
120-82-1	1,2,4-Trichlorobenzene	5.0	U	5.0	0.27
95-63-6	1,2,4-Trimethylbenzene	5.0	U	5.0	0.65
96-12-8	1,2-Dibromo-3-Chloropropane	10	U	10	1.3
95-50-1	1,2-Dichlorobenzene	5.0	U	5.0	0.36
107-06-2	1,2-Dichloroethane	5.0	U	5.0	0.34
78-87-5	1,2-Dichloropropane	5.0	U	5.0	0.69
541-73-1	1,3-Dichlorobenzene	5.0	U	5.0	0.35
142-28-9	1,3-Dichloropropane	5.0	U	5.0	0.34
106-46-7	1,4-Dichlorobenzene	5.0	U	5.0	0.66
594-20-7	2,2-Dichloropropane	5.0	U	5.0	0.94
110-75-8	2-Chloroethyl vinyl ether	50	U	50	1.4
95-49-8	2-Chlorotoluene	5.0	U	5.0	0.40
591-78-6	2-Hexanone	20	U	20	0.63
106-43-4	4-Chlorotoluene	5.0	U	5.0	0.41
67-64-1	Acetone	12.2	J	20	6.3
71-43-2	Benzene	5.0	U	5.0	0.23
108-86-1	Bromobenzene	5.0	U	5.0	0.33
74-97-5	Bromochloromethane	5.0	U	5.0	0.71
75-25-2	Bromoform	5.0	U	5.0	0.33
74-83-9	Bromomethane	5.0	U	5.0	0.54
75-15-0	Carbon disulfide	5.0	U	5.0	0.44
56-23-5	Carbon tetrachloride	5.0	U	5.0	0.37
108-90-7	Chlorobenzene	5.0	U	5.0	0.33
75-00-3	Chloroethane	5.0	U	5.0	0.86
67-66-3	Chloroform	5.0	U	5.0	0.29

FORM I
GC/MS VOA ORGANICS ANALYSIS DATA SHEET

Lab Name: TestAmerica Canton | Job No.: 240-28500-1

SDG No.:

Client Sample ID: | Lab Sample ID: MB 240-99825/1-A

Matrix: Solid | Lab File ID: UX87235.D

Analysis Method: 8260B | Date Collected:

Sample wt/vol: 5.00(g) | Date Analyzed: 09/06/2013 08:09

Soil Aliquot Vol: | Dilution Factor: 1

Soil Extract Vol.: | GC Column: DB-624 ID: 0.18(mm)

% Moisture: | Level: (low/med) Low

Analysis Batch No.: 100346 | Units: ug/Kg

CAS NO.	COMPOUND NAME	RESULT	Q	RL	MDL
74-87-3	Chloromethane	5.0	U	5.0	0.41
156-59-2	cis-1,2-Dichloroethene	5.0	U	5.0	0.36
75-27-4	Bromodichloromethane	5.0	U	5.0	0.28
10061-01-5	cis-1,3-Dichloropropene	5.0	U	5.0	0.34
106-93-4	1,2-Dibromoethane	5.0	U	5.0	0.50
74-95-3	Dibromomethane	5.0	U	5.0	0.63
75-71-8	Dichlorodifluoromethane	5.0	U	5.0	0.50
108-20-3	Diisopropyl ether	10	U	10	1.5
100-41-4	Ethylbenzene	5.0	U	5.0	0.26
87-68-3	Hexachlorobutadiene	5.0	U	5.0	1.2
98-82-8	Isopropylbenzene	5.0	U	5.0	0.16
78-93-3	2-Butanone	20	U	20	1.4
108-10-1	4-Methyl-2-pentanone	20	U	20	0.54
179601-23-1	m-Xylene & p-Xylene	10	U	10	1.2
1634-04-4	Methyl tert-butyl ether	5.0	U	5.0	0.43
91-20-3	Naphthalene	5.0	U	5.0	0.19
104-51-8	n-Butylbenzene	5.0	U	5.0	0.23
75-09-2	Methylene Chloride	3.62	J	5.0	0.67
103-65-1	n-Propylbenzene	5.0	U	5.0	0.40
95-47-6	o-Xylene	5.0	U	5.0	0.35
99-87-6	p-Isopropyltoluene	5.0	U	5.0	0.21
637-92-3	Ethyl-t-butyl ether (ETBE)	5.0	U	5.0	0.22
135-98-8	sec-Butylbenzene	5.0	U	5.0	0.18
100-42-5	Styrene	5.0	U	5.0	0.15
994-05-8	Tert-amyl-methyl ether (TAME)	5.0	U	5.0	0.37
98-06-6	tert-Butylbenzene	5.0	U	5.0	0.29
127-18-4	Tetrachloroethene	5.0	U	5.0	0.52
108-88-3	Toluene	0.431	J	5.0	0.27
156-60-5	trans-1,2-Dichloroethene	5.0	U	5.0	0.41
10061-02-6	trans-1,3-Dichloropropene	5.0	U	5.0	0.54
79-01-6	Trichloroethene	5.0	U	5.0	0.42
75-69-4	Trichlorofluoromethane	5.0	U	5.0	0.34
75-65-0	tert-Butyl alcohol	200	U	200	7.6
108-05-4	Vinyl acetate	10	U	10	0.25
75-01-4	Vinyl chloride	5.0	U	5.0	0.39
124-48-1	Dibromochloromethane	5.0	U	5.0	0.55

FORM I
GC/MS VOA ORGANICS ANALYSIS DATA SHEET

Lab Name: TestAmerica Canton | Job No.: 240-28500-1

SDG No.:

Client Sample ID: | Lab Sample ID: MB 240-99825/1-A

Matrix: Solid | Lab File ID: UX87235.D

Analysis Method: 8260B | Date Collected:

Sample wt/vol: 5.00(g) | Date Analyzed: 09/06/2013 08:09

Soil Aliquot Vol: | Dilution Factor: 1

Soil Extract Vol.: | GC Column: DB-624 ID: 0.18(mm)

% Moisture: | Level: (low/med) Low

Analysis Batch No.: 100346 | Units: ug/Kg

CAS NO.	COMPOUND NAME	RESULT	Q	RL	MDL
1330-20-7	Xylenes, Total	10	U	10	0.35

CAS NO.	SURROGATE	%REC	Q	LIMITS
17060-07-0	1,2-Dichloroethane-d4 (Surr)	101		58-123
460-00-4	4-Bromofluorobenzene (Surr)	91		52-136
2037-26-5	Toluene-d8 (Surr)	101		67-125
1868-53-7	Dibromofluoromethane (Surr)	102		37-132

FORM V
GC/MS VOA INSTRUMENT PERFORMANCE CHECK
BROMOFLUOROBENZENE (BFB)

Lab Name: TestAmerica Canton Job No.: 240-28500-1

SDG No.:

Lab File ID: BFB8357.D BFB Injection Date: 09/07/2013

Instrument ID: A3UX8 BFB Injection Time: 23:33

Analysis Batch No.: 100560

M/E	ION ABUNDANCE CRITERIA	% RELATIVE ABUNDANCE	
50	15.0 - 40.0 % of mass 95	18.1	
75	30.0 - 60.0 % of mass 95	46.0	
95	Base Peak, 100% relative abundance	100.0	
96	5.0 - 9.0 % of mass 95	6.7	
173	Less than 2.0 % of mass 174	0.3	(0.3)1
174	50.0 - 120.00 % of mass 95	75.7	
175	5.0 - 9.0 % of mass 174	5.6	(7.5)1
176	95.0 - 101.0 % of mass 174	72.8	(96.1)1
177	5.0 - 9.0 % of mass 176	4.8	(6.7)2

1-Value is % mass 174 2-Value is % mass 176

THIS CHECK APPLIES TO THE FOLLOWING SAMPLES, MS, MSD, BLANKS AND STANDARDS:

CLIENT SAMPLE ID	LAB SAMPLE ID	LAB FILE ID	DATE ANALYZED	TIME ANALYZED
	CCVIS 240-100560/3	UX87259.D	09/08/2013	00:10
	CCV 240-100560/4	UX87260.D	09/08/2013	00:31
	LCS 240-100560/5	UX87261.D	09/08/2013	00:52
	MB 240-99825/2-A	UX87263.D	09/08/2013	01:48
DR-SB-216-06-08	240-28500-8	UX87264.D	09/08/2013	02:09
DR-SB-217-02-04	240-28500-9	UX87265.D	09/08/2013	02:38
DR-SB-217-06-08	240-28500-10	UX87266.D	09/08/2013	03:05
DR-SB-218-02-04	240-28500-11	UX87267.D	09/08/2013	03:27
DR-SB-218-06-08	240-28500-12	UX87268.D	09/08/2013	03:48
DR-SB-DUP02	240-28500-14	UX87269.D	09/08/2013	04:09

FORM VII
GC/MS VOA CONTINUING CALIBRATION DATA

Lab Name: TestAmerica Canton Job No.: 240-28500-1

SDG No.:

Lab Sample ID: CCVIS 240-100560/3 Calibration Date: 09/08/2013 00:10

Instrument ID: A3UX8 Calib Start Date: 09/04/2013 01:29

GC Column: DB-624 ID: 0.18(mm) Calib End Date: 09/04/2013 03:58

Lab File ID: UX87259.D Conc. Units: ng/uL Heated Purge: (Y/N) Y

ANALYTE	CURVE TYPE	AVE RRF	RRF	MIN RRF	CALC AMOUNT	SPIKE AMOUNT	%D	MAX %D
Dichlorodifluoromethane	Ave	0.1936	0.2301		1.00	0.0200	18.8	50.0
Chloromethane	Ave	0.1956	0.2129	0.1000	1.00	0.0200	8.9	50.0
Vinyl chloride	Ave	0.1668	0.1885		1.00	0.0200	13.0	20.0
Bromomethane	Ave	0.1051	0.1241		1.00	0.0200	18.1	50.0
Chloroethane	Ave	0.1003	0.1124		1.00	0.0200	12.1	50.0
Dichlorofluoromethane	Ave	0.2617	0.2902		2.00	0.0200	10.9	50.0
Trichlorofluoromethane	Ave	0.2339	0.2774		1.00	0.0200	18.6	50.0
Ethyl ether	Ave	0.2010	0.1952		2.00	0.0200	-2.9	50.0
Acrolein	Ave	0.0198	0.0269		20.0	0.100	35.7	50.0
1,1-Dichloroethene	Ave	0.1750	0.2039		1.00	0.0200	16.5	20.0
1,1,2-Trichloro-1,2,2-trichfluoroethane	Ave	0.1232	0.1447		1.00	0.0200	17.4	50.0
Acetone	Lin1		0.0789		10.0	0.0400	1.7	50.0
Iodomethane	Ave	0.3075	0.3328		1.00	0.0200	8.2	50.0
Carbon disulfide	Ave	0.4868	0.5780		1.00	0.0200	18.7	50.0
3-Chloro-1-propene	Ave	0.0993	0.1111		2.00	0.0200	11.9	50.0
Methyl acetate	Ave	0.1685	0.1781		10.0	0.100	5.7	50.0
Methylene Chloride	Lin1		0.3490		1.00	0.0200	20.0	50.0
tert-Butyl alcohol	Ave	0.0173	0.0173		50.0	0.200	0.2	50.0
Acrylonitrile	Ave	0.0840	0.0888		20.0	0.200	5.7	50.0
Methyl tert-butyl ether	Ave	0.5690	0.5813		1.00	0.0200	2.2	50.0
trans-1,2-Dichloroethene	Ave	0.2035	0.2343		1.00	0.0200	15.1	50.0
Hexane	Ave	0.0606	0.0611		1.00	0.0200	0.8	20.0
1,1-Dichloroethane	Ave	0.3448	0.3706	0.1000	1.00	0.0200	7.5	50.0
Vinyl acetate	Lin1		0.0362		2.00	0.0192	0.8	50.0
2-Butanone	Ave	0.0938	0.0970		10.0	0.0400	3.4	50.0
cis-1,2-Dichloroethene	Ave	0.2261	0.2440		1.00	0.0200	7.9	50.0
2,2-Dichloropropane	Ave	0.1676	0.2048		1.00	0.0200	22.2	50.0
Bromochloromethane	Ave	0.1122	0.1185		1.00	0.0200	5.6	50.0
Tetrahydrofuran	Ave	0.0625	0.0669		5.00	0.0400	7.1	50.0
Chloroform	Ave	0.3441	0.3797		1.00	0.0200	10.4	20.0
1,1,1-Trichloroethane	Ave	0.2560	0.3118		1.00	0.0200	21.8	50.0
Cyclohexane	Ave	0.3216	0.3640		1.00	0.0200	13.2	50.0
1,1-Dichloropropene	Ave	0.2208	0.2664		1.00	0.0200	20.7	50.0
Carbon tetrachloride	Ave	0.2025	0.2530		1.00	0.0200	24.9	50.0
Isobutyl alcohol	Ave	0.0063	0.0071		50.0	0.500	12.8	50.0
1,2-Dichloroethane	Ave	0.2842	0.2949		1.00	0.0200	3.8	50.0
Benzene	Ave	0.7665	0.8471		1.00	0.0200	10.5	50.0
n-Heptane	Ave	0.0610	0.0700		1.00	0.0200	14.6	50.0
Trichloroethene	Ave	0.2075	0.2312		1.00	0.0200	11.4	50.0
Methylcyclohexane	Ave	0.3182	0.3634		1.00	0.0200	14.2	50.0

FORM VII
GC/MS VOA CONTINUING CALIBRATION DATA

Lab Name: TestAmerica Canton Job No.: 240-28500-1

SDG No.:

Lab Sample ID: CCVIS 240-100560/3 Calibration Date: 09/08/2013 00:10

Instrument ID: A3UX8 Calib Start Date: 09/04/2013 01:29

GC Column: DB-624 ID: 0.18(mm) Calib End Date: 09/04/2013 03:58

Lab File ID: UX87259.D Conc. Units: ng/uL Heated Purge: (Y/N) Y

ANALYTE	CURVE TYPE	AVE RRF	RRF	MIN RRF	CALC AMOUNT	SPIKE AMOUNT	%D	MAX %D
1,2-Dichloropropane	Ave	0.1859	0.1947		1.00	0.0200	4.7	20.0
1,4-Dioxane	Ave	0.0021	0.0022		50.0	0.400	4.1	50.0
Dibromomethane	Ave	0.1185	0.1269		1.00	0.0200	7.1	50.0
Bromodichloromethane	Ave	0.2263	0.2476		1.00	0.0200	9.4	50.0
2-Chloroethyl vinyl ether	Ave	0.1100	0.1093		10.0	0.0400	-0.7	50.0
cis-1,3-Dichloropropene	Lin1		0.2594		1.00	0.0200	-8.7	50.0
4-Methyl-2-pentanone	Ave	0.1720	0.1837		10.0	0.0400	6.8	50.0
Toluene	Ave	1.362	1.546		1.00	0.0200	13.5	20.0
trans-1,3-Dichloropropene	Lin1		0.3419		1.00	0.0200	-12.5	50.0
Ethyl methacrylate	Lin1		0.3690		1.00	0.0200	-7.9	50.0
1,1,2-Trichloroethane	Ave	0.2904	0.2917		1.00	0.0200	0.5	50.0
1,3-Dichloropropane	Ave	0.4682	0.4757		1.00	0.0200	1.6	50.0
Tetrachloroethene	Ave	0.2359	0.2824		1.00	0.0200	19.7	50.0
2-Hexanone	Ave	0.1903	0.2089		10.0	0.0400	9.8	50.0
Dibromochloromethane	Lin1		0.2736		1.00	0.0200	-7.1	50.0
1,2-Dibromoethane	Ave	0.2617	0.2749		1.00	0.0200	5.0	50.0
Chlorobenzene	Ave	0.8537	0.8892	0.3000	1.00	0.0200	4.2	50.0
1,1,1,2-Tetrachloroethane	Ave	0.2597	0.2914		1.00	0.0200	12.2	50.0
Ethylbenzene	Ave	0.4340	0.4763		1.00	0.0200	9.8	20.0
m-Xylene & p-Xylene	Ave	0.5331	0.5882		2.00	0.0200	10.4	50.0
o-Xylene	Ave	0.4862	0.5526		1.00	0.0200	13.7	50.0
Styrene	Ave	0.8384	0.9117		1.00	0.0200	8.7	50.0
Bromoform	Lin1		0.1492	0.1000	1.00	0.0200	-7.6	50.0
Isopropylbenzene	Ave	1.225	1.406		1.00	0.0200	14.8	50.0
1,1,2,2-Tetrachloroethane	Ave	0.6159	0.6741	0.3000	1.00	0.0200	9.4	50.0
Bromobenzene	Ave	0.6992	0.7437		1.00	0.0200	6.3	50.0
1,2,3-Trichloropropane	Ave	0.2175	0.2302		1.00	0.0200	5.8	50.0
trans-1,4-Dichloro-2-butene	Lin1		0.1911		1.00	0.0200	-5.9	50.0
n-Propylbenzene	Ave	0.7002	0.8268		1.00	0.0200	18.1	50.0
2-Chlorotoluene	Ave	0.6236	0.6896		1.00	0.0200	10.6	50.0
1,3,5-Trimethylbenzene	Ave	1.987	2.295		1.00	0.0200	15.5	50.0
4-Chlorotoluene	Ave	0.6603	0.7431		1.00	0.0200	12.5	50.0
tert-Butylbenzene	Ave	1.731	2.048		1.00	0.0200	18.3	50.0
1,2,4-Trimethylbenzene	Ave	2.130	2.424		1.00	0.0200	13.8	50.0
sec-Butylbenzene	Ave	2.387	2.895		1.00	0.0200	21.3	50.0
1,3-Dichlorobenzene	Ave	1.322	1.374		1.00	0.0200	4.0	50.0
p-Isopropyltoluene	Ave	2.106	2.507		0.0238	0.0200	19.1	50.0
1,4-Dichlorobenzene	Ave	1.369	1.412		1.00	0.0200	3.1	50.0
n-Butylbenzene	Lin1		2.219		1.00	0.0200	4.0	50.0
1,2-Dichlorobenzene	Ave	1.245	1.279		1.00	0.0200	2.7	50.0
1,2-Dibromo-3-Chloropropane	Ave	0.0868	0.0846		2.00	0.0200	-2.5	50.0

FORM VII
GC/MS VOA CONTINUING CALIBRATION DATA

Lab Name: TestAmerica Canton Job No.: 240-28500-1

SDG No.:

Lab Sample ID: CCVIS 240-100560/3 Calibration Date: 09/08/2013 00:10

Instrument ID: A3UX8 Calib Start Date: 09/04/2013 01:29

GC Column: DB-624 ID: 0.18(mm) Calib End Date: 09/04/2013 03:58

Lab File ID: UX87259.D Conc. Units: ng/uL Heated Purge: (Y/N) Y

ANALYTE	CURVE TYPE	AVE RRF	RRF	MIN RRF	CALC AMOUNT	SPIKE AMOUNT	%D	MAX %D
1,2,4-Trichlorobenzene	Ave	0.6319	0.6498		1.00	0.0200	2.8	50.0
Hexachlorobutadiene	Ave	0.3183	0.3589		1.00	0.0200	12.8	50.0
Naphthalene	Ave	1.406	1.410		1.00	0.0200	0.2	50.0
1,2,3-Trichlorobenzene	Ave	0.5549	0.5636		1.00	0.0200	1.6	50.0
Dibromofluoromethane (Surr)	Lin1		0.2125		0.0534	0.0500	6.8	50.0
1,2-Dichloroethane-d4 (Surr)	Lin1		0.2586		0.0511	0.0500	2.3	50.0
Toluene-d8 (Surr)	Lin1		1.390		0.0523	0.0500	4.6	50.0
4-Bromofluorobenzene (Surr)	Lin1		0.4798		0.0522	0.0500	4.5	50.0

FORM VII
GC/MS VOA CONTINUING CALIBRATION DATA

Lab Name: TestAmerica Canton Job No.: 240-28500-1

SDG No.:

Lab Sample ID: CCV 240-100560/4 Calibration Date: 09/08/2013 00:31

Instrument ID: A3UX8 Calib Start Date: 09/04/2013 04:19

GC Column: DB-624 ID: 0.18(mm) Calib End Date: 09/04/2013 06:05

Lab File ID: UX87260.D Conc. Units: ng/uL Heated Purge: (Y/N) Y

ANALYTE	CURVE TYPE	AVE RRF	RRF	MIN RRF	CALC AMOUNT	SPIKE AMOUNT	%D	MAX %D
Acetonitrile	Ave	0.0293	0.0309		20.0	0.200	5.3	50.0
Diisopropyl ether	Ave	0.2008	0.1917		10.0	0.0200	-4.5	50.0
2-Chloro-1,3-butadiene	Ave	0.2956	0.3056		2.00	0.0200	3.4	50.0
Ethyl-t-butyl ether (ETBE)	Ave	0.6151	0.5783		5.00	0.0200	-6.0	50.0
Ethyl acetate	Ave	0.1650	0.1802		4.00	0.0400	9.2	50.0
Propionitrile	Ave	0.0330	0.0355		4.00	0.200	7.7	50.0
Methacrylonitrile	Ave	0.1354	0.1450		2.00	0.200	7.1	50.0
Tert-amyl-methyl ether (TAME)	Ave	0.4911	0.4681		5.00	0.0200	-4.7	50.0
n-Butanol	Ave	0.0045	0.0045		50.0	0.500	0.7	50.0
Ethyl acrylate	Ave	0.2258	0.2318		1.00	0.0200	2.7	50.0
Methyl methacrylate	Ave	0.1691	0.1712		2.00	0.0400	1.2	50.0
2-Nitropropane	Qua		0.0368		2.00	0.0400	26.4	50.0
Cyclohexanone	Ave	0.0566	0.0070		20.0	0.200	-87.7*	50.0
Pentachloroethane	Qua		0.2506		1.00	0.0400	23.1	50.0
1,2,3-Trimethylbenzene	Ave	2.354	2.383		0.0203	0.0200	1.3	50.0
Benzyl chloride	Qua		0.1387		1.00	0.0200	27.9	50.0
1,3,5-Trichlorobenzene	Ave	0.7978	0.9626		1.00	0.0200	20.7	50.0
2-Methylnaphthalene	Ave	0.6845	0.6526		5.00	0.0400	-4.7	50.0

FORM IV
GC/MS VOA METHOD BLANK SUMMARY

Lab Name: TestAmerica Canton Job No.: 240-28500-1

SDG No.:

Lab File ID: UX87263.D Lab Sample ID: MB 240-99825/2-A

Matrix: Solid Heated Purge:(Y/N) Y

Instrument ID: A3UX8 Date Analyzed: 09/08/2013 01:48

GC Column: DB-624 ID: 0.18(mm)

THIS METHOD BLANK APPLIES TO THE FOLLOWING SAMPLES:

CLIENT SAMPLE ID	LAB SAMPLE ID	LAB FILE ID	DATE ANALYZED
	LCS 240-100560/5	UX87261.D	09/08/2013 00:52
DR-SB-216-06-08	240-28500-8	UX87264.D	09/08/2013 02:09
DR-SB-217-02-04	240-28500-9	UX87265.D	09/08/2013 02:38
DR-SB-217-06-08	240-28500-10	UX87266.D	09/08/2013 03:05
DR-SB-218-02-04	240-28500-11	UX87267.D	09/08/2013 03:27
DR-SB-218-06-08	240-28500-12	UX87268.D	09/08/2013 03:48
DR-SB-DUP02	240-28500-14	UX87269.D	09/08/2013 04:09

FORM I
GC/MS VOA ORGANICS ANALYSIS DATA SHEET

Lab Name: TestAmerica Canton | Job No.: 240-28500-1

SDG No.:

Client Sample ID: | Lab Sample ID: MB 240-99825/2-A

Matrix: Solid | Lab File ID: UX87263.D

Analysis Method: 8260B | Date Collected:

Sample wt/vol: 5.00(g) | Date Analyzed: 09/08/2013 01:48

Soil Aliquot Vol: | Dilution Factor: 1

Soil Extract Vol.: | GC Column: DB-624 ID: 0.18(mm)

% Moisture: | Level: (low/med) Low

Analysis Batch No.: 100560 | Units: ug/Kg

CAS NO.	COMPOUND NAME	RESULT	Q	RL	MDL
630-20-6	1,1,1,2-Tetrachloroethane	5.0	U	5.0	0.62
71-55-6	1,1,1-Trichloroethane	5.0	U	5.0	0.56
79-34-5	1,1,2,2-Tetrachloroethane	5.0	U	5.0	0.34
76-13-1	1,1,2-Trichloro-1,2,2-trichfluoroeth ane	5.0	U	5.0	1.3
75-34-3	1,1-Dichloroethane	5.0	U	5.0	0.36
75-35-4	1,1-Dichloroethene	5.0	U	5.0	0.52
563-58-6	1,1-Dichloropropene	5.0	U	5.0	0.30
87-61-6	1,2,3-Trichlorobenzene	5.0	U	5.0	0.38
96-18-4	1,2,3-Trichloropropane	5.0	U	5.0	0.90
526-73-8	1,2,3-Trimethylbenzene	5.0	U	5.0	0.17
120-82-1	1,2,4-Trichlorobenzene	5.0	U	5.0	0.27
95-63-6	1,2,4-Trimethylbenzene	5.0	U	5.0	0.65
96-12-8	1,2-Dibromo-3-Chloropropane	10	U	10	1.3
95-50-1	1,2-Dichlorobenzene	5.0	U	5.0	0.36
107-06-2	1,2-Dichloroethane	5.0	U	5.0	0.34
78-87-5	1,2-Dichloropropane	5.0	U	5.0	0.69
541-73-1	1,3-Dichlorobenzene	5.0	U	5.0	0.35
142-28-9	1,3-Dichloropropane	5.0	U	5.0	0.34
106-46-7	1,4-Dichlorobenzene	5.0	U	5.0	0.66
594-20-7	2,2-Dichloropropane	5.0	U	5.0	0.94
110-75-8	2-Chloroethyl vinyl ether	50	U	50	1.4
95-49-8	2-Chlorotoluene	5.0	U	5.0	0.40
591-78-6	2-Hexanone	20	U	20	0.63
106-43-4	4-Chlorotoluene	5.0	U	5.0	0.41
67-64-1	Acetone	16.8	J	20	6.3
71-43-2	Benzene	5.0	U	5.0	0.23
108-86-1	Bromobenzene	5.0	U	5.0	0.33
74-97-5	Bromochloromethane	5.0	U	5.0	0.71
75-25-2	Bromoform	5.0	U	5.0	0.33
74-83-9	Bromomethane	5.0	U	5.0	0.54
75-15-0	Carbon disulfide	5.0	U	5.0	0.44
56-23-5	Carbon tetrachloride	5.0	U	5.0	0.37
108-90-7	Chlorobenzene	5.0	U	5.0	0.33
75-00-3	Chloroethane	5.0	U	5.0	0.86
67-66-3	Chloroform	5.0	U	5.0	0.29

FORM I
GC/MS VOA ORGANICS ANALYSIS DATA SHEET

Lab Name: TestAmerica Canton Job No.: 240-28500-1

SDG No.:

Client Sample ID: Lab Sample ID: MB 240-99825/2-A

Matrix: Solid Lab File ID: UX87263.D

Analysis Method: 8260B Date Collected:

Sample wt/vol: 5.00(g) Date Analyzed: 09/08/2013 01:48

Soil Aliquot Vol: Dilution Factor: 1

Soil Extract Vol.: GC Column: DB-624 ID: 0.18(mm)

% Moisture: Level: (low/med) Low

Analysis Batch No.: 100560 Units: ug/Kg

CAS NO.	COMPOUND NAME	RESULT	Q	RL	MDL
74-87-3	Chloromethane	5.0	U	5.0	0.41
156-59-2	cis-1,2-Dichloroethene	5.0	U	5.0	0.36
75-27-4	Bromodichloromethane	5.0	U	5.0	0.28
10061-01-5	cis-1,3-Dichloropropene	5.0	U	5.0	0.34
106-93-4	1,2-Dibromoethane	5.0	U	5.0	0.50
74-95-3	Dibromomethane	5.0	U	5.0	0.63
75-71-8	Dichlorodifluoromethane	5.0	U	5.0	0.50
108-20-3	Diisopropyl ether	10	U	10	1.5
100-41-4	Ethylbenzene	5.0	U	5.0	0.26
87-68-3	Hexachlorobutadiene	5.0	U	5.0	1.2
98-82-8	Isopropylbenzene	5.0	U	5.0	0.16
78-93-3	2-Butanone	20	U	20	1.4
108-10-1	4-Methyl-2-pentanone	20	U	20	0.54
179601-23-1	m-Xylene & p-Xylene	10	U	10	1.2
1634-04-4	Methyl tert-butyl ether	5.0	U	5.0	0.43
91-20-3	Naphthalene	5.0	U	5.0	0.19
104-51-8	n-Butylbenzene	5.0	U	5.0	0.23
75-09-2	Methylene Chloride	3.35	J	5.0	0.67
103-65-1	n-Propylbenzene	5.0	U	5.0	0.40
95-47-6	o-Xylene	5.0	U	5.0	0.35
99-87-6	p-Isopropyltoluene	5.0	U	5.0	0.21
637-92-3	Ethyl-t-butyl ether (ETBE)	5.0	U	5.0	0.22
135-98-8	sec-Butylbenzene	5.0	U	5.0	0.18
100-42-5	Styrene	5.0	U	5.0	0.15
994-05-8	Tert-amyl-methyl ether (TAME)	5.0	U	5.0	0.37
98-06-6	tert-Butylbenzene	5.0	U	5.0	0.29
127-18-4	Tetrachloroethene	5.0	U	5.0	0.52
108-88-3	Toluene	0.555	J	5.0	0.27
156-60-5	trans-1,2-Dichloroethene	5.0	U	5.0	0.41
10061-02-6	trans-1,3-Dichloropropene	5.0	U	5.0	0.54
79-01-6	Trichloroethene	5.0	U	5.0	0.42
75-69-4	Trichlorofluoromethane	5.0	U	5.0	0.34
75-65-0	tert-Butyl alcohol	200	U	200	7.6
108-05-4	Vinyl acetate	10	U	10	0.25
75-01-4	Vinyl chloride	5.0	U	5.0	0.39
124-48-1	Dibromochloromethane	5.0	U	5.0	0.55

FORM I
GC/MS VOA ORGANICS ANALYSIS DATA SHEET

Lab Name: TestAmerica Canton | Job No.: 240-28500-1

SDG No.:

Client Sample ID: | Lab Sample ID: MB 240-99825/2-A

Matrix: Solid | Lab File ID: UX87263.D

Analysis Method: 8260B | Date Collected:

Sample wt/vol: 5.00(g) | Date Analyzed: 09/08/2013 01:48

Soil Aliquot Vol: | Dilution Factor: 1

Soil Extract Vol.: | GC Column: DB-624 ID: 0.18(mm)

% Moisture: | Level: (low/med) Low

Analysis Batch No.: 100560 | Units: ug/Kg

CAS NO.	COMPOUND NAME	RESULT	Q	RL	MDL
1330-20-7	Xylenes, Total	10	U	10	0.35

CAS NO.	SURROGATE	%REC	Q	LIMITS
17060-07-0	1,2-Dichloroethane-d4 (Surr)	98		58-123
460-00-4	4-Bromofluorobenzene (Surr)	94		52-136
2037-26-5	Toluene-d8 (Surr)	101		67-125
1868-53-7	Dibromofluoromethane (Surr)	99		37-132

FORM II
GC/MS VOA SURROGATE RECOVERY

Lab Name: TestAmerica Canton Job No.: 240-28500-1

SDG No.:

Matrix: Solid Level: Low

GC Column (1): DB-624 ID: 0.18 (mm)

Client Sample ID	Lab Sample ID	DBFM #	DCA #	TOL #	BFB #
DR-SB-213-04-06	240-28500-1	96	91	95	87
DR-SB-213-10-12	240-28500-2	97	92	98	89
DR-SB-214-0-02	240-28500-3	98	95	96	89
DR-SB-214-10-12	240-28500-4	99	94	102	93
DR-SB-215-0-02	240-28500-5	100	94	99	89
DR-SB-215-06-08	240-28500-6	96	98	89	85
DR-SB-216-02-04	240-28500-7	106	106	101	94
DR-SB-216-06-08	240-28500-8	95	90	102	90
DR-SB-217-02-04	240-28500-9	95	93	122	64
DR-SB-217-06-08	240-28500-10	97	91	101	85
DR-SB-218-02-04	240-28500-11	99	91	99	87
DR-SB-218-06-08	240-28500-12	94	92	101	82
DR-SB-DUP02	240-28500-14	100	99	95	88
	MB 240-99825/1-A	102	101	101	91
	MB 240-99825/2-A	99	98	101	94
	LCS 240-100346/6	100	96	103	98
	LCS 240-100560/5	98	96	99	98

	QC LIMITS
DBFM = Dibromofluoromethane (Surr)	37-132
DCA = 1,2-Dichloroethane-d4 (Surr)	58-123
TOL = Toluene-d8 (Surr)	67-125
BFB = 4-Bromofluorobenzene (Surr)	52-136

Column to be used to flag recovery values

FORM II 8260B

FORM II
GC/MS VOA SURROGATE RECOVERY

Lab Name: TestAmerica Canton Job No.: 240-28500-1

SDG No.:

Matrix: Water Level: Low

GC Column (1): DB-624 ID: 0.18 (mm)

Client Sample ID	Lab Sample ID	DBFM #	DCA #	TOL #	BFB #
TB-082813	240-28500-13	104	99	87	77
	MB 240-100410/5	94	89	90	81
	LCS 240-100410/4	87	82	95	96
	240-28495-B-7 MS	99	98	95	101
	240-28495-B-7 MSD	96	94	94	95

	QC LIMITS
DBFM = Dibromofluoromethane (Surr)	75-121
DCA = 1,2-Dichloroethane-d4 (Surr)	63-129
TOL = Toluene-d8 (Surr)	74-115
BFB = 4-Bromofluorobenzene (Surr)	66-117

Column to be used to flag recovery values

FORM II 8260B

FORM III
GC/MS VOA LAB CONTROL SAMPLE RECOVERY

Lab Name: TestAmerica Canton Job No.: 240-28500-1

SDG No.:

Matrix: Solid Level: Low Lab File ID: UX87223.D

Lab ID: LCS 240-100346/6 Client ID:

COMPOUND	SPIKE ADDED (ug/Kg)	LCS CONCENTRATION (ug/Kg)	LCS % REC	QC LIMITS REC	#
1,1,1,2-Tetrachloroethane	50.0	57.8	116	81-119	
1,1,1-Trichloroethane	50.0	59.5	119	77-126	
1,1,2,2-Tetrachloroethane	50.0	56.6	113	77-123	
1,1,2-Trichloro-1,2,2-trichfluoroethane	50.0	56.9	114	82-138	
1,1-Dichloroethane	50.0	53.9	108	76-115	
1,1-Dichloroethene	50.0	54.6	109	75-135	
1,1-Dichloropropene	50.0	62.3	125	80-120	*
1,2,3-Trichlorobenzene	50.0	44.8	90	61-121	
1,2,3-Trichloropropane	50.0	57.0	114	84-126	
1,2,4-Trichlorobenzene	50.0	49.9	100	64-124	
1,2,4-Trimethylbenzene	50.0	55.2	110	80-129	
1,2-Dibromo-3-Chloropropane	50.0	58.7	117	61-132	
1,2-Dichlorobenzene	50.0	50.4	101	76-110	
1,2-Dichloroethane	50.0	52.2	104	72-120	
1,2-Dichloropropane	50.0	53.1	106	87-113	
1,3-Dichlorobenzene	50.0	51.4	103	78-111	
1,3-Dichloropropane	50.0	52.7	105	82-118	
1,4-Dichlorobenzene	50.0	51.1	102	75-110	
2,2-Dichloropropane	50.0	59.0	118	69-135	
2-Chloroethyl vinyl ether	100	113	113	28-173	
2-Chlorotoluene	50.0	54.1	108	78-119	
2-Hexanone	100	126	126	64-136	
4-Chlorotoluene	50.0	54.7	109	79-118	
Acetone	100	117	117	41-137	
Benzene	50.0	53.3	107	79-112	
Bromobenzene	50.0	54.0	108	81-115	
Bromochloromethane	50.0	51.9	104	79-111	
Bromoform	50.0	50.7	101	62-133	
Bromomethane	50.0	49.9	100	42-136	
Carbon disulfide	50.0	57.5	115	62-146	
Carbon tetrachloride	50.0	63.7	127	71-129	
Chlorobenzene	50.0	51.5	103	78-110	
Chloroethane	50.0	50.5	101	58-117	
Chloroform	50.0	54.1	108	77-114	
Chloromethane	50.0	43.4	87	50-110	
cis-1,2-Dichloroethene	50.0	53.6	107	76-113	
Bromodichloromethane	50.0	55.6	111	84-122	
cis-1,3-Dichloropropene	50.0	49.5	99	74-128	
1,2-Dibromoethane	50.0	55.0	110	83-117	
Dibromomethane	50.0	54.7	109	85-120	
Dichlorodifluoromethane	50.0	36.0	72	26-113	

Column to be used to flag recovery and RPD values

FORM III 8260B

FORM III
GC/MS VOA LAB CONTROL SAMPLE RECOVERY

Lab Name: TestAmerica Canton Job No.: 240-28500-1

SDG No.:

Matrix: Solid Level: Low Lab File ID: UX87223.D

Lab ID: LCS 240-100346/6 Client ID:

COMPOUND	SPIKE ADDED (ug/Kg)	LCS CONCENTRATION (ug/Kg)	LCS % REC	QC LIMITS REC	#
Ethylbenzene	50.0	54.9	110	79-117	
Hexachlorobutadiene	50.0	42.3	85	54-131	
Isopropylbenzene	50.0	59.0	118	76-122	
2-Butanone	100	107	107	52-131	
4-Methyl-2-pentanone	100	120	120	67-135	
m-Xylene & p-Xylene	50.0	53.9	108	80-117	
Methyl tert-butyl ether	50.0	53.1	106	49-165	
Naphthalene	50.0	55.5	111	65-123	
n-Butylbenzene	50.0	50.4	101	68-135	
Methylene Chloride	50.0	52.1	104	75-118	
n-Propylbenzene	50.0	58.6	117	81-129	
o-Xylene	50.0	56.8	114	80-120	
p-Isopropyltoluene	50.0	57.2	114	77-131	
sec-Butylbenzene	50.0	59.3	119	74-129	
Styrene	50.0	55.6	111	87-117	
tert-Butylbenzene	50.0	58.9	118	76-126	
Tetrachloroethene	50.0	58.2	116	79-114	*
Toluene	50.0	53.8	108	75-111	
trans-1,2-Dichloroethene	50.0	56.1	112	78-117	
trans-1,3-Dichloropropene	50.0	52.3	105	73-131	
Trichloroethene	50.0	54.6	109	79-113	
Trichlorofluoromethane	50.0	55.0	110	57-146	
tert-Butyl alcohol	500	486	97	60-125	
Vinyl acetate	80.0	98.9	124	70-130	
Vinyl chloride	50.0	47.2	94	57-114	
Dibromochloromethane	50.0	49.9	100	72-127	
Xylenes, Total	100	111	111	80-118	

Column to be used to flag recovery and RPD values

FORM III 8260B

FORM III
GC/MS VOA LAB CONTROL SAMPLE RECOVERY

Lab Name: TestAmerica Canton Job No.: 240-28500-1

SDG No.:

Matrix: Solid Level: Low Lab File ID: UX87261.D

Lab ID: LCS 240-100560/5 Client ID:

COMPOUND	SPIKE ADDED (ug/Kg)	LCS CONCENTRATION (ug/Kg)	LCS % REC	QC LIMITS REC	#
1,1,1,2-Tetrachloroethane	50.0	56.7	113	81-119	
1,1,1-Trichloroethane	50.0	57.3	115	77-126	
1,1,2,2-Tetrachloroethane	50.0	57.2	114	77-123	
1,1,2-Trichloro-1,2,2-trichfluoroethane	50.0	56.7	113	82-138	
1,1-Dichloroethane	50.0	52.2	104	76-115	
1,1-Dichloroethene	50.0	52.6	105	75-135	
1,1-Dichloropropene	50.0	61.6	123	80-120	*
1,2,3-Trichlorobenzene	50.0	43.1	86	61-121	
1,2,3-Trichloropropane	50.0	58.5	117	84-126	
1,2,4-Trichlorobenzene	50.0	46.8	94	64-124	
1,2,4-Trimethylbenzene	50.0	53.5	107	80-129	
1,2-Dibromo-3-Chloropropane	50.0	56.5	113	61-132	
1,2-Dichlorobenzene	50.0	49.0	98	76-110	
1,2-Dichloroethane	50.0	52.6	105	72-120	
1,2-Dichloropropane	50.0	54.7	109	87-113	
1,3-Dichlorobenzene	50.0	50.5	101	78-111	
1,3-Dichloropropane	50.0	52.8	106	82-118	
1,4-Dichlorobenzene	50.0	49.2	98	75-110	
2,2-Dichloropropane	50.0	55.2	110	69-135	
2-Chloroethyl vinyl ether	100	121	121	28-173	
2-Chlorotoluene	50.0	53.8	108	78-119	
2-Hexanone	100	127	127	64-136	
4-Chlorotoluene	50.0	53.2	106	79-118	
Acetone	100	114	114	41-137	
Benzene	50.0	53.1	106	79-112	
Bromobenzene	50.0	54.1	108	81-115	
Bromochloromethane	50.0	52.3	105	79-111	
Bromoform	50.0	50.1	100	62-133	
Bromomethane	50.0	50.1	100	42-136	
Carbon disulfide	50.0	54.7	109	62-146	
Carbon tetrachloride	50.0	62.6	125	71-129	
Chlorobenzene	50.0	49.9	100	78-110	
Chloroethane	50.0	49.8	100	58-117	
Chloroform	50.0	52.9	106	77-114	
Chloromethane	50.0	43.0	86	50-110	
cis-1,2-Dichloroethene	50.0	52.8	106	76-113	
Bromodichloromethane	50.0	58.6	117	84-122	
cis-1,3-Dichloropropene	50.0	52.0	104	74-128	
1,2-Dibromoethane	50.0	54.6	109	83-117	
Dibromomethane	50.0	56.3	113	85-120	
Dichlorodifluoromethane	50.0	35.8	72	26-113	

Column to be used to flag recovery and RPD values

FORM III 8260B

FORM III
GC/MS VOA LAB CONTROL SAMPLE RECOVERY

Lab Name: TestAmerica Canton Job No.: 240-28500-1

SDG No.:

Matrix: Solid Level: Low Lab File ID: UX87261.D

Lab ID: LCS 240-100560/5 Client ID:

COMPOUND	SPIKE ADDED (ug/Kg)	LCS CONCENTRATION (ug/Kg)	LCS % REC	QC LIMITS REC	#
Ethylbenzene	50.0	53.3	107	79-117	
Hexachlorobutadiene	50.0	40.4	81	54-131	
Isopropylbenzene	50.0	56.1	112	76-122	
2-Butanone	100	112	112	52-131	
4-Methyl-2-pentanone	100	125	125	67-135	
m-Xylene & p-Xylene	50.0	53.1	106	80-117	
Methyl tert-butyl ether	50.0	53.3	107	49-165	
Naphthalene	50.0	54.3	109	65-123	
n-Butylbenzene	50.0	47.0	94	68-135	
Methylene Chloride	50.0	48.7	97	75-118	
n-Propylbenzene	50.0	56.2	112	81-129	
o-Xylene	50.0	56.0	112	80-120	
p-Isopropyltoluene	50.0	54.6	109	77-131	
sec-Butylbenzene	50.0	57.6	115	74-129	
Styrene	50.0	54.2	108	87-117	
tert-Butylbenzene	50.0	57.1	114	76-126	
Tetrachloroethene	50.0	54.9	110	79-114	
Toluene	50.0	51.9	104	75-111	
trans-1,2-Dichloroethene	50.0	53.8	108	78-117	
trans-1,3-Dichloropropene	50.0	53.5	107	73-131	
Trichloroethene	50.0	55.5	111	79-113	
Trichlorofluoromethane	50.0	53.0	106	57-146	
tert-Butyl alcohol	500	473	95	60-125	
Vinyl acetate	80.0	93.7	117	70-130	
Vinyl chloride	50.0	46.2	92	57-114	
Dibromochloromethane	50.0	51.1	102	72-127	
Xylenes, Total	100	109	109	80-118	

Column to be used to flag recovery and RPD values

FORM III 8260B

FORM III
GC/MS VOA LAB CONTROL SAMPLE RECOVERY

Lab Name: TestAmerica Canton Job No.: 240-28500-1

SDG No.:

Matrix: Water Level: Low Lab File ID: UXJ3908.D

Lab ID: LCS 240-100410/4 Client ID:

COMPOUND	SPIKE ADDED (ug/L)	LCS CONCENTRATION (ug/L)	LCS % REC	QC LIMITS REC	#
1,1,1,2-Tetrachloroethane	10.0	9.29	93	72-116	
1,1,1-Trichloroethane	10.0	9.13	91	74-118	
1,1,2,2-Tetrachloroethane	10.0	8.79	88	68-118	
1,1,2-Trichloro-1,2,2-trichfluoroethane	10.0	11.1	111	74-151	
1,1-Dichloroethane	10.0	9.87	99	82-115	
1,1-Dichloroethene	10.0	8.51	85	78-131	
1,1-Dichloropropene	10.0	8.88	89	83-114	
1,2,3-Trichlorobenzene	10.0	9.43	94	54-126	
1,2,3-Trichloropropane	10.0	8.20	82	73-129	
1,2,3-Trimethylbenzene	10.0	9.68	97	70-130	
1,2,4-Trichlorobenzene	10.0	8.61	86	48-135	
1,2,4-Trimethylbenzene	10.0	10.4	104	76-120	
1,2-Dibromo-3-Chloropropane	10.0	9.96	100	42-136	
1,2-Dichlorobenzene	10.0	9.93	99	81-110	
1,2-Dichloroethane	10.0	9.39	94	71-127	
1,2-Dichloropropane	10.0	9.58	96	81-115	
1,3-Dichlorobenzene	10.0	9.81	98	80-110	
1,3-Dichloropropane	10.0	9.63	96	79-116	
1,4-Dichlorobenzene	10.0	9.74	97	82-110	
2,2-Dichloropropane	10.0	9.17	92	50-129	
2-Chloroethyl vinyl ether	10.0	8.35 J	83	52-131	
2-Chlorotoluene	10.0	9.73	97	76-116	
2-Hexanone	20.0	17.4	87	55-133	
4-Chlorotoluene	10.0	10.1	101	77-115	
Acetone	20.0	14.5	73	43-136	
Benzene	10.0	9.99	100	83-112	
Bromobenzene	10.0	9.51	95	76-115	
Bromochloromethane	10.0	9.16	92	77-120	
Bromoform	10.0	9.43	94	40-131	
Bromomethane	10.0	9.16	92	11-185	
Carbon disulfide	10.0	9.16	92	62-142	
Carbon tetrachloride	10.0	9.43	94	66-128	
Chlorobenzene	10.0	9.90	99	85-110	
Chloroethane	10.0	9.36	94	25-153	
Chloroform	10.0	9.45	94	79-117	
Chloromethane	10.0	9.11	91	44-126	
cis-1,2-Dichloroethene	10.0	9.78	98	80-113	
Bromodichloromethane	10.0	9.96	100	72-121	
cis-1,3-Dichloropropene	10.0	9.48	95	61-115	
1,2-Dibromoethane	10.0	9.80	98	79-113	
Dibromomethane	10.0	8.92	89	81-120	

Column to be used to flag recovery and RPD values

FORM III 8260B

FORM III
GC/MS VOA LAB CONTROL SAMPLE RECOVERY

Lab Name: TestAmerica Canton Job No.: 240-28500-1

SDG No.:

Matrix: Water Level: Low Lab File ID: UXJ3908.D

Lab ID: LCS 240-100410/4 Client ID:

COMPOUND	SPIKE ADDED (ug/L)	LCS CONCENTRATION (ug/L)	LCS % REC	QC LIMITS REC	#
Dichlorodifluoromethane	10.0	8.96	90	19-129	
Diisopropyl ether	10.0	9.70 J	97	77-118	
Ethylbenzene	10.0	10.1	101	83-112	
Hexachlorobutadiene	10.0	9.08	91	36-134	
Isopropylbenzene	10.0	10.0	100	75-114	
2-Butanone	20.0	15.6	78	60-126	
4-Methyl-2-pentanone	20.0	16.4	82	63-128	
m-Xylene & p-Xylene	20.0	21.3	106	83-113	
Methyl tert-butyl ether	10.0	8.84	88	52-144	
Naphthalene	10.0	8.25	83	32-141	
n-Butylbenzene	10.0	10.5	105	66-125	
Methylene Chloride	10.0	8.59	86	66-131	
n-Propylbenzene	10.0	10.3	103	74-121	
o-Xylene	10.0	10.7	107	83-113	
p-Isopropyltoluene	10.0	10.5	105	74-120	
sec-Butylbenzene	10.0	9.98	100	70-117	
Styrene	10.0	10.9	109	79-114	
tert-Butylbenzene	10.0	9.82	98	71-115	
Tetrachloroethene	10.0	10.1	101	79-114	
Toluene	10.0	10.1	101	84-111	
trans-1,2-Dichloroethene	10.0	9.41	94	83-117	
trans-1,3-Dichloropropene	10.0	10.0	100	58-117	
Trichloroethene	10.0	9.71	97	76-117	
Trichlorofluoromethane	10.0	9.15	92	49-157	
tert-Butyl alcohol	200	167	84	70-130	
Vinyl acetate	10.0	11.8	118	46-161	
Vinyl chloride	10.0	8.83	88	53-127	
Dibromochloromethane	10.0	9.95	100	64-119	
Xylenes, Total	30.0	32.0	107	83-112	

Column to be used to flag recovery and RPD values

FORM III 8260B

FORM III
GC/MS VOA MATRIX SPIKE RECOVERY

Lab Name: TestAmerica Canton Job No.: 240-28500-1

SDG No.:

Matrix: Water Level: Low Lab File ID: UXJ3932.D

Lab ID: 240-28495-B-7 MS Client ID:

COMPOUND	SPIKE ADDED (ug/L)	SAMPLE CONCENTRATION (ug/L)	MS CONCENTRATION (ug/L)	MS % REC	QC LIMITS REC	#
1,1,1-Trichloroethane	33.3	3.3 U	32.3	97	68-121	
1,1,2,2-Tetrachloroethane	33.3	3.3 U	32.6	98	63-122	
1,1,2-Trichloro-1,2,2-trichfluoroethane	33.3	3.3 U	33.5	101	70-152	
1,1-Dichloroethane	33.3	3.3 U	35.1	105	79-116	
1,1-Dichloroethene	33.3	3.3 U	31.2	94	74-135	
1,2,4-Trichlorobenzene	33.3	3.3 U	23.3	70	38-138	
1,2-Dibromo-3-Chloropropane	33.3	6.7 U	33.5	101	32-139	
1,2-Dichlorobenzene	33.3	3.3 U	31.2	94	75-111	
1,2-Dichloroethane	33.3	3.3 U	34.8	104	68-129	
1,2-Dichloropropane	33.3	3.3 U	33.5	101	78-115	
1,3-Dichlorobenzene	33.3	3.3 U	29.7	89	73-110	
1,4-Dichlorobenzene	33.3	3.3 U	29.9	90	75-110	
2-Hexanone	66.6	33 U	59.0	89	47-139	
Acetone	66.6	33 U	52.7	79	33-145	
Benzene	33.3	3.3 U	34.7	104	72-121	
Bromoform	33.3	3.3 U	31.9	96	32-128	
Bromomethane	33.3	3.3 U	29.6	89	10-186	
Carbon disulfide	33.3	3.3 U	35.4	106	57-147	
Carbon tetrachloride	33.3	3.3 U	32.8	98	59-129	
Chlorobenzene	33.3	3.3 U	31.9	96	80-110	
Chloroethane	33.3	3.3 U	32.8	99	21-165	
Chloroform	33.3	3.3 U	33.8	101	76-118	
Chloromethane	33.3	3.3 U	28.1	84	33-132	
cis-1,2-Dichloroethene	33.3	52	87.4	105	70-120	
Bromodichloromethane	33.3	3.3 U	35.7	107	67-120	
cis-1,3-Dichloropropene	33.3	3.3 U	29.1	87	51-110	
1,2-Dibromoethane	33.3	3.3 U	33.8	101	74-113	
Dichlorodifluoromethane	33.3	3.3 U	29.7	89	17-128	
Ethylbenzene	33.3	3.3 U	29.6	89	75-116	
Isopropylbenzene	33.3	3.3 U	29.1	87	68-116	
2-Butanone	66.6	33 U	57.8	87	54-129	
4-Methyl-2-pentanone	66.6	33 U	61.1	92	56-131	
m-Xylene & p-Xylene	66.6	6.7 U	66.4	100	75-117	
Methyl tert-butyl ether	33.3	3.3 U	32.6	98	46-144	
Methylene Chloride	33.3	3.3 U	33.7	101	63-128	
o-Xylene	33.3	3.3 U	32.6	98	76-116	
Styrene	33.3	3.3 U	34.9	105	71-117	
Tetrachloroethene	33.3	3.3 U	31.5	95	70-117	
Toluene	33.3	3.3 U	32.5	98	78-114	
trans-1,2-Dichloroethene	33.3	2.4 J	34.4	96	80-119	
trans-1,3-Dichloropropene	33.3	3.3 U	32.1	96	46-116	

Column to be used to flag recovery and RPD values

FORM III 8260B

FORM III
GC/MS VOA MATRIX SPIKE RECOVERY

Lab Name: TestAmerica Canton Job No.: 240-28500-1

SDG No.:

Matrix: Water Level: Low Lab File ID: UXJ3932.D

Lab ID: 240-28495-B-7 MS Client ID:

COMPOUND	SPIKE ADDED (ug/L)	SAMPLE CONCENTRATION (ug/L)	MS CONCENTRATION (ug/L)	MS % REC	QC LIMITS REC	#
Trichloroethene	33.3	1.5 J	32.9	94	66-120	
Trichlorofluoromethane	33.3	3.3 U	31.2	94	46-157	
Vinyl chloride	33.3	56	81.8	77	49-130	
Dibromochloromethane	33.3	3.3 U	33.5	100	56-118	
Xylenes, Total	99.9	6.7 U	99.0	99	76-116	

Column to be used to flag recovery and RPD values

FORM III 8260B

FORM III
GC/MS VOA MATRIX SPIKE DUPLICATE RECOVERY

Lab Name: TestAmerica Canton Job No.: 240-28500-1

SDG No.:

Matrix: Water Level: Low Lab File ID: UXJ3933.D

Lab ID: 240-28495-B-7 MSD Client ID:

COMPOUND	SPIKE ADDED (ug/L)	MSD CONCENTRATION (ug/L)	MSD % REC	% RPD	QC LIMITS RPD	QC LIMITS REC	#
1,1,1-Trichloroethane	33.3	31.4	94	3	30	68-121	
1,1,2,2-Tetrachloroethane	33.3	33.2	100	2	30	63-122	
1,1,2-Trichloro-1,2,2-trichfluoroethane	33.3	35.4	106	6	30	70-152	
1,1-Dichloroethane	33.3	34.2	103	3	30	79-116	
1,1-Dichloroethene	33.3	29.8	90	5	30	74-135	
1,2,4-Trichlorobenzene	33.3	25.1	75	7	30	38-138	
1,2-Dibromo-3-Chloropropane	33.3	27.6	83	20	30	32-139	
1,2-Dichlorobenzene	33.3	33.0	99	5	30	75-111	
1,2-Dichloroethane	33.3	33.3	100	4	30	68-129	
1,2-Dichloropropane	33.3	32.8	99	2	30	78-115	
1,3-Dichlorobenzene	33.3	29.7	89	0	30	73-110	
1,4-Dichlorobenzene	33.3	29.8	89	0	30	75-110	
2-Hexanone	66.6	61.5	92	4	30	47-139	
Acetone	66.6	57.1	86	8	30	33-145	
Benzene	33.3	33.3	100	4	30	72-121	
Bromoform	33.3	31.6	95	1	30	32-128	
Bromomethane	33.3	28.5	85	4	30	10-186	
Carbon disulfide	33.3	32.4	97	9	30	57-147	
Carbon tetrachloride	33.3	32.9	99	0	30	59-129	
Chlorobenzene	33.3	30.0	90	6	30	80-110	
Chloroethane	33.3	30.7	92	7	30	21-165	
Chloroform	33.3	31.8	95	6	30	76-118	
Chloromethane	33.3	28.3	85	1	30	33-132	
cis-1,2-Dichloroethene	33.3	85.6	100	2	30	70-120	
Bromodichloromethane	33.3	34.1	102	5	30	67-120	
cis-1,3-Dichloropropene	33.3	28.2	85	3	30	51-110	
1,2-Dibromoethane	33.3	32.5	98	4	30	74-113	
Dichlorodifluoromethane	33.3	26.4	79	12	30	17-128	
Ethylbenzene	33.3	29.4	88	0	30	75-116	
Isopropylbenzene	33.3	28.6	86	2	30	68-116	
2-Butanone	66.6	61.0	92	5	30	54-129	
4-Methyl-2-pentanone	66.6	59.1	89	3	30	56-131	
m-Xylene & p-Xylene	66.6	64.0	96	4	30	75-117	
Methyl tert-butyl ether	33.3	32.8	98	1	30	46-144	
Methylene Chloride	33.3	33.5	101	1	30	63-128	
o-Xylene	33.3	32.9	99	1	30	76-116	
Styrene	33.3	33.3	100	5	30	71-117	
Tetrachloroethene	33.3	30.8	93	2	30	70-117	
Toluene	33.3	31.9	96	2	30	78-114	
trans-1,2-Dichloroethene	33.3	32.8	91	5	30	80-119	
trans-1,3-Dichloropropene	33.3	31.3	94	3	30	46-116	

Column to be used to flag recovery and RPD values

FORM III 8260B

FORM III
GC/MS VOA MATRIX SPIKE DUPLICATE RECOVERY

Lab Name: TestAmerica Canton Job No.: 240-28500-1

SDG No.:

Matrix: Water Level: Low Lab File ID: UXJ3933.D

Lab ID: 240-28495-B-7 MSD Client ID:

COMPOUND	SPIKE ADDED (ug/L)	MSD CONCENTRATION (ug/L)	MSD % REC	% RPD	QC LIMITS RPD	QC LIMITS REC	#
Trichloroethene	33.3	30.5	87	8	30	66-120	
Trichlorofluoromethane	33.3	29.4	88	6	30	46-157	
Vinyl chloride	33.3	76.5	61	7	30	49-130	
Dibromochloromethane	33.3	32.5	97	3	30	56-118	
Xylenes, Total	99.9	96.9	97	2	30	76-116	

Column to be used to flag recovery and RPD values

FORM III 8260B

FORM VIII
GC/MS VOA INTERNAL STANDARD AREA AND RETENTION TIME SUMMARY

Lab Name: TestAmerica Canton Job No.: 240-28500-1

SDG No.:

Sample No.: STD8260 240-100285/4 Date Analyzed: 09/05/2013 13:35

Instrument ID: A3UX11 GC Column: DB-624 ID: 0.18(mm)

Lab File ID (Standard): UXJ3893.D Heated Purge: (Y/N) N

Calibration ID: 17246

		FB		CBZ		DCB	
		AREA #	RT #	AREA #	RT #	AREA #	RT #
INITIAL CALIBRATION MID-POINT		1121773	5.47	713560	8.15	252235	10.40
UPPER LIMIT		2243546	5.97	1427120	8.65	504470	10.90
LOWER LIMIT		560887	4.97	356780	7.65	126118	9.90
LAB SAMPLE ID	CLIENT SAMPLE ID						
ICV 240-100285/14		1119942	5.47	705382	8.15	260322	10.40
CCVIS 240-100410/2		1396415	5.47	866237	8.15	298482	10.40

FB = Fluorobenzene
CBZ = Chlorobenzene-d5
DCB = 1,4-Dichlorobenzene-d4

Area Limit = 50%-200% of internal standard area
RT Limit = ± 0.5 minutes of internal standard RT

Column used to flag values outside QC limits

FORM VIII 8260B

FORM VIII
GC/MS VOA INTERNAL STANDARD AREA AND RETENTION TIME SUMMARY

Lab Name: TestAmerica Canton Job No.: 240-28500-1

SDG No.:

Sample No.: CCVIS 240-100410/2 Date Analyzed: 09/06/2013 10:48

Instrument ID: A3UX11 GC Column: DB-624 ID: 0.18(mm)

Lab File ID (Standard): UXJ3907.D Heated Purge: (Y/N) N

Calibration ID: 17248

		FB		CBZ		DCB	
		AREA #	RT #	AREA #	RT #	AREA #	RT #
12/24 HOUR STD		1396415	5.47	866237	8.15	298482	10.40
UPPER LIMIT		2792830	5.97	1732474	8.65	596964	10.90
LOWER LIMIT		698208	4.97	433119	7.65	149241	9.90
LAB SAMPLE ID	CLIENT SAMPLE ID						
LCS 240-100410/4		1309156	5.47	768106	8.15	277174	10.40
CCV 240-100410/3		1261631	5.47	736027	8.15	219652	10.40
MB 240-100410/5		1148234	5.47	683575	8.15	195385	10.40
240-28500-13	TB-082813	1020821	5.47	638823	8.15	188671	10.40
240-28495-B-7 MS		1060146	5.47	661001	8.15	247456	10.40
240-28495-B-7 MSD		1099297	5.47	679241	8.15	244356	10.40

FB = Fluorobenzene
CBZ = Chlorobenzene-d5
DCB = 1,4-Dichlorobenzene-d4

Area Limit = 50%-200% of internal standard area
RT Limit = ± 0.5 minutes of internal standard RT

Column used to flag values outside QC limits

FORM VIII 8260B

FORM VIII
GC/MS VOA INTERNAL STANDARD AREA AND RETENTION TIME SUMMARY

Lab Name: TestAmerica Canton Job No.: 240-28500-1

SDG No.:

Sample No.: ICIS 240-100002/6 Date Analyzed: 09/04/2013 02:33

Instrument ID: A3UX8 GC Column: DB-624 ID: 0.18(mm)

Lab File ID (Standard): UX87160.D Heated Purge: (Y/N) Y

Calibration ID: 17222

		FB		CBZ		DCB	
		AREA #	RT #	AREA #	RT #	AREA #	RT #
INITIAL CALIBRATION MID-POINT		1583670	5.16	963618	7.68	465238	9.88
UPPER LIMIT		3167340	5.66	1927236	8.18	930476	10.38
LOWER LIMIT		791835	4.66	481809	7.18	232619	9.38
LAB SAMPLE ID	CLIENT SAMPLE ID						
ICV 240-100002/17		1556113	5.16	980722	7.68	475753	9.88
CCVIS 240-100346/5		1537785	5.15	966186	7.68	471691	9.87
CCVIS 240-100560/3		1779336	5.16	1074817	7.68	538701	9.88

FB = Fluorobenzene
CBZ = Chlorobenzene-d5
DCB = 1,4-Dichlorobenzene-d4

Area Limit = 50%-200% of internal standard area
RT Limit = ± 0.5 minutes of internal standard RT

Column used to flag values outside QC limits

FORM VIII 8260B

FORM VIII

GC/MS VOA INTERNAL STANDARD AREA AND RETENTION TIME SUMMARY

Lab Name: TestAmerica Canton Job No.: 240-28500-1

SDG No.:

Sample No.: CCVIS 240-100346/5 Date Analyzed: 09/06/2013 03:25

Instrument ID: A3UX8 GC Column: DB-624 ID: 0.18(mm)

Lab File ID (Standard): UX87222.D Heated Purge: (Y/N) Y

Calibration ID: 17224

		FB		CBZ		DCB	
		AREA #	RT #	AREA #	RT #	AREA #	RT #
12/24 HOUR STD		1537785	5.15	966186	7.68	471691	9.87
UPPER LIMIT		3075570	5.65	1932372	8.18	943382	10.37
LOWER LIMIT		768893	4.65	483093	7.18	235846	9.37
LAB SAMPLE ID	CLIENT SAMPLE ID						
CCV 240-100346/4		1558070	5.16	963800	7.68	462686	9.88
LCS 240-100346/6		1622732	5.16	970515	7.68	478230	9.88
MB 240-99825/1-A		1491808	5.16	933248	7.68	415353	9.88
240-28500-1	DR-SB-213-04-06	1449703	5.16	897271	7.68	410062	9.88
240-28500-2	DR-SB-213-10-12	1540978	5.15	944691	7.68	424387	9.88
240-28500-3	DR-SB-214-0-02	1507593	5.16	944613	7.68	439479	9.88
240-28500-4	DR-SB-214-10-12	1480937	5.15	920298	7.68	417934	9.88
240-28500-5	DR-SB-215-0-02	1566814	5.15	967449	7.68	436308	9.88
240-28500-6	DR-SB-215-06-08	1556304	5.16	992247	7.68	466781	9.88
240-28500-7	DR-SB-216-02-04	1477742	5.16	924123	7.68	446107	9.88

FB = Fluorobenzene

FB = Fluorobenzene

CBZ = Chlorobenzene-d5

DCB = 1,4-Dichlorobenzene-d4

Area Limit = 50%-200% of internal standard area

DCB = 1,4-Dichlorobenzene-d4

RT Limit = ± 0.5 minutes of internal standard RT

Column used to flag values outside QC limits

FORM VIII 8260B

FORM VIII

GC/MS VOA INTERNAL STANDARD AREA AND RETENTION TIME SUMMARY

Lab Name: TestAmerica Canton Job No.: 240-28500-1

SDG No.:

Sample No.: CCVIS 240-100560/3 Date Analyzed: 09/08/2013 00:10

Instrument ID: A3UX8 GC Column: DB-624 ID: 0.18(mm)

Lab File ID (Standard): UX87259.D Heated Purge: (Y/N) Y

Calibration ID: 17224

		FB		CBZ		DCB	
		AREA #	RT #	AREA #	RT #	AREA #	RT #
12/24 HOUR STD		1779336	5.16	1074817	7.68	538701	9.88
UPPER LIMIT		3558672	5.66	2149634	8.18	1077402	10.38
LOWER LIMIT		889668	4.66	537409	7.18	269351	9.38
LAB SAMPLE ID	CLIENT SAMPLE ID						
CCV 240-100560/4		1799392	5.16	1095512	7.68	518260	9.88
LCS 240-100560/5		1764679	5.16	1111729	7.68	539042	9.88
MB 240-99825/2-A		1682569	5.16	1056512	7.69	497120	9.88
240-28500-8	DR-SB-216-06-08	1735259	5.15	1041373	7.68	460025	9.88
240-28500-9	DR-SB-217-02-04	3420992	5.16	1753558	7.69	477301	9.88
240-28500-10	DR-SB-217-06-08	1628226	5.16	982709	7.69	415557	9.88
240-28500-11	DR-SB-218-02-04	1695964	5.16	1024645	7.68	448228	9.88
240-28500-12	DR-SB-218-06-08	1542803	5.16	923614	7.68	357219	9.88
240-28500-14	DR-SB-DUP02	1761406	5.16	1096768	7.68	489406	9.88

FB = Fluorobenzene

FB = Fluorobenzene

CBZ = Chlorobenzene-d5

CBZ = Chlorobenzene-d5

Area Limit = 50%-200% of internal standard area

DCB = 1,4-Dichlorobenzene-d4

RT Limit = ± 0.5 minutes of internal standard RT

DCB = 1,4-Dichlorobenzene-d4

Column used to flag values outside QC limits

FORM VIII 8260B

FORM V
GC/MS SEMI VOA INSTRUMENT PERFORMANCE CHECK
DECAFLUOROTRIPHENYLPHOSPHINE (DFTPP)

Lab Name: TestAmerica Canton Job No.: 240-28500-1

SDG No.:

Lab File ID: 30905001.D DFTPP Injection Date: 09/05/2013

Instrument ID: A4HP7 DFTPP Injection Time: 15:25

Analysis Batch No.: 100302

M/E	ION ABUNDANCE CRITERIA	% RELATIVE ABUNDANCE	
51	30.0- 80.0% of mass 198	36.8	
68	Less than 2.0% of mass 69	0.0	(0.0)1
69	Mass 69 relative abundance	43.4	
70	Less than 2.0% of mass 69	0.2	(0.6)1
127	25.0 - 75.0% of mass 198	47.5	
197	Less than 1.0% of mass 198	0.3	
198	Base Peak, 100% relative abundance	100.0	
199	5.0 to 9.0% of mass 198	6.7	
275	10.0- 30.0% of mass 198	25.3	
365	Greater than 0.75% of mass 198	2.7	
441	Present, but less than mass 443	9.2	
442	40.0 - 110.0% of mass 198	62.8	
443	15.0 - 24.0% of mass 442	11.6	(18.5)2

1-Value is % mass 69 2-Value is % mass 442

THIS CHECK APPLIES TO THE FOLLOWING SAMPLES, MS, MSD, BLANKS AND STANDARDS:

CLIENT SAMPLE ID	LAB SAMPLE ID	LAB FILE ID	DATE ANALYZED	TIME ANALYZED
	STD5 240-100302/2	30905002.D	09/05/2013	15:47
	STD4 240-100302/3	30905003.D	09/05/2013	16:17
	STD3 240-100302/4	30905004.D	09/05/2013	16:42
	STD2 240-100302/5	30905005.D	09/05/2013	17:07
	STD1 240-100302/6	30905006.D	09/05/2013	17:32
	STD9 240-100302/7	30905007.D	09/05/2013	17:56
	STD8 240-100302/8	30905008.D	09/05/2013	18:21
	STD7 240-100302/9	30905009.D	09/05/2013	18:46
	STD6 240-100302/10	30905010.D	09/05/2013	19:11
	ICV 240-100302/11	30905011.D	09/05/2013	19:36

FORM VI
GC/MS SEMI VOA INITIAL CALIBRATION DATA
INTERNAL STANDARD CURVE EVALUATION

Lab Name: TestAmerica Canton Job No.: 240-28500-1 Analy Batch No.: 100302

SDG No.:

Instrument ID: A4HP7 GC Column: RXI-5SILMS ID: 0.45(mm) Heated Purge: (Y/N) N

Calibration Start Date: 09/05/2013 15:47 Calibration End Date: 09/05/2013 19:11 Calibration ID: 17254

Calibration Files:

LEVEL:	LAB SAMPLE ID:	LAB FILE ID:
Level 1	STD1 240-100302/6	30905006.D
Level 2	STD2 240-100302/5	30905005.D
Level 3	STD3 240-100302/4	30905004.D
Level 4	STD4 240-100302/3	30905003.D
Level 5	STD5 240-100302/2	30905002.D
Level 6	STD6 240-100302/10	30905010.D
Level 7	STD7 240-100302/9	30905009.D
Level 8	STD8 240-100302/8	30905008.D
Level 9	STD9 240-100302/7	30905007.D

ANALYTE	RRF					CURVE TYPE	COEFFICIENT			#	MIN RRF	%RSD	#	MAX %RSD	R^2 OR COD	#	MIN R^2 OR COD
	LVL 1 LVL 6	LVL 2 LVL 7	LVL 3 LVL 8	LVL 4 LVL 9	LVL 5		B	M1	M2								
1,4-Dioxane	0.5712	0.5686 0.5151	0.5563 0.5895	0.5026 0.5817	0.5238	Ave		0.5511				6.0		20.0			
N-Nitrosodimethylamine	0.8050	0.6484 0.8110	0.5761 0.8324	0.6865 0.8465	0.7278	Ave		0.7417				13.0		20.0			
Pyridine	1.3442	1.0642 1.2172	1.1215 1.4796	1.2156 1.4257	1.3409	Ave		1.2761				11.0		20.0			
Benzaldehyde	1.3064 1.2477	1.1483 1.1909	1.1951 1.2581	1.2038 1.2206	1.2396	Ave		1.2234			0.0100	3.7		20.0			
Phenol	1.8189	1.6269 1.7544	1.7417 1.8976	1.7447 1.8785	1.7628	Ave		1.7782			0.8000	4.9		20.0			
Aniline	2.1016	2.0153 2.0340	2.0328 2.1870	2.0892 2.1722	2.0594	Ave		2.0864				3.1		20.0			
Bis(2-chloroethyl)ether	1.4132	1.2528 1.3751	1.2571 1.4983	1.4050 1.4705	1.3829	Ave		1.3819			0.7000	6.4		20.0			
2-Chlorophenol	1.3700	1.2224 1.3134	1.2742 1.4157	1.2917 1.4276	1.2661	Ave		1.3227			0.8000	5.6		20.0			
1,3-Dichlorobenzene	1.4696	1.3499 1.4209	1.4323 1.5519	1.4055 1.5468	1.3668	Ave		1.4430				5.2		20.0			
1,4-Dichlorobenzene	1.4605	1.4126 1.4468	1.4185 1.5895	1.4339 1.5926	1.4380	Ave		1.4741				5.0		20.0			
Benzyl alcohol	0.9188	0.8913 0.8958	0.8598 0.9820	0.8924 0.9866	0.8825	Ave		0.9137				5.1		20.0			
1,2-Dichlorobenzene	1.4162	1.2775 1.3775	1.3253 1.5068	1.3286 1.4932	1.3578	Ave		1.3854				5.9		20.0			
2-Methylphenol	1.2798	1.2746 1.2365	1.2087 1.3388	1.2331 1.3212	1.2419	Ave		1.2668			0.7000	3.6		20.0			

Note: The m1 coefficient is the same as Ave RRF for an Ave curve type.

FORM VI
GC/MS SEMI VOA INITIAL CALIBRATION DATA
INTERNAL STANDARD CURVE EVALUATION

Lab Name: TestAmerica Canton Job No.: 240-28500-1 Analy Batch No.: 100302

SDG No.:

Instrument ID: A4HP7 GC Column: RXI-5SILMS ID: 0.45(mm) Heated Purge: (Y/N) N

Calibration Start Date: 09/05/2013 15:47 Calibration End Date: 09/05/2013 19:11 Calibration ID: 17254

ANALYTE	RRF					CURVE TYPE	COEFFICIENT			#	MIN RRF	%RSD	#	MAX %RSD	R^2 OR COD	#	MIN R^2 OR COD
	LVL 1 LVL 6	LVL 2 LVL 7	LVL 3 LVL 8	LVL 4 LVL 9	LVL 5		B	M1	M2								
2,2'-oxybis[1-chloropropane]	1.4209	1.4467 1.3490	1.4403 1.4732	1.4104 1.4467	1.3743	Ave		1.4202				2.9		20.0			
Indene	2.5742	2.4346 2.5225	2.3906 2.7468	2.4238 2.5461	2.4529	Ave		2.5114				4.6		20.0			
3 & 4 Methylphenol	1.3879	1.2753 1.3244	1.2899 1.4567	1.3132 1.4158	1.3082	Ave		1.3464				4.9		20.0			
N-Nitrosodi-n-propylamine	1.0723	0.9822 1.0121	1.0318 1.1058	1.0746 1.0951	1.0236	Ave		1.0497			0.5000	4.2		20.0			
Acetophenone	2.1078	2.0780 2.0389	2.0072 2.1691	2.0310 2.1975	1.9786	Ave		2.0760			0.0100	3.7		20.0			
Hexachloroethane	0.6255	0.6045 0.6205	0.6300 0.6605	0.5989 0.6668	0.5932	Ave		0.6250			0.3000	4.3		20.0			
Nitrobenzene	0.4098	0.4028 0.4067	0.3975 0.4451	0.3945 0.4365	0.4102	Ave		0.4129			0.2000	4.4		20.0			
Isophorone	0.7061	0.6629 0.6987	0.6728 0.7728	0.6916 0.7575	0.6711	Ave		0.7042			0.4000	5.8		20.0			
2-Nitrophenol	0.1737	0.1327 0.1794	0.1438 0.1929	0.1572 0.1890	0.1647	Ave		0.1667			0.1000	13.0		20.0			
2,4-Dimethylphenol	0.3010	0.3335 0.2854	0.3273 0.3047	0.2790 0.3015	0.3039	Ave		0.3045			0.2000	6.1		20.0			
Benzoic acid	0.1903	+++++ 0.2061	0.1165 0.1744	0.1398 +++++	0.1656	Ave		0.1655				20.0		20.0			
Bis(2-chloroethoxy)methane	0.4030	0.3919 0.3980	0.3987 0.4362	0.3985 0.4275	0.3906	Ave		0.4055			0.3000	4.2		20.0			
2,4-Dichlorophenol	0.2677	0.2395 0.2746	0.2508 0.2980	0.2515 0.2972	0.2647	Ave		0.2680			0.2000	8.0		20.0			
1,2,4-Trichlorobenzene	0.3052	0.3042 0.3078	0.2921 0.3394	0.2999 0.3368	0.2928	Ave		0.3098				5.9		20.0			
Naphthalene	1.0085 0.9653	0.9225 0.9831	0.9326 1.0949	0.9319 1.0493	0.9584	Ave		0.9829			0.7000	5.9		20.0			
4-Chloroaniline	0.3979	0.3745 0.4048	0.3923 0.4484	0.3940 0.4453	0.3878	Ave		0.4056			0.0100	6.6		20.0			
Hexachlorobutadiene	0.1816	0.1758 0.1891	0.1761 0.2063	0.1899 0.2056	0.1821	Ave		0.1883			0.0100	6.4		20.0			
Caprolactam	0.0898	0.0924 0.0847	0.0933 0.0930	0.0990 0.0911	0.0974	Ave		0.0926			0.0100	4.8		20.0			
4-Chloro-3-methylphenol	0.3327	0.3157 0.3327	0.3153 0.3634	0.3239 0.3632	0.3207	Ave		0.3335			0.2000	5.9		20.0			
2-Methylnaphthalene	0.6877 0.6502	0.6235 0.6601	0.6208 0.7330	0.6233 0.7306	0.6207	Ave		0.6611			0.4000	7.0		20.0			

Note: The m1 coefficient is the same as Ave RRF for an Ave curve type.

FORM VI
GC/MS SEMI VOA INITIAL CALIBRATION DATA
INTERNAL STANDARD CURVE EVALUATION

Lab Name: TestAmerica Canton Job No.: 240-28500-1 Analy Batch No.: 100302

SDG No.:

Instrument ID: A4HP7 GC Column: RXI-5SILMS ID: 0.45(mm) Heated Purge: (Y/N) N

Calibration Start Date: 09/05/2013 15:47 Calibration End Date: 09/05/2013 19:11 Calibration ID: 17254

ANALYTE	RRF					CURVE TYPE	COEFFICIENT			#	MIN RRF	%RSD	#	MAX %RSD	R^2 OR COD	#	MIN R^2 OR COD
	LVL 1 LVL 6	LVL 2 LVL 7	LVL 3 LVL 8	LVL 4 LVL 9	LVL 5		B	M1	M2								
1-Methylnaphthalene	0.6584 0.6041	0.5732 0.6145	0.5922 0.6850	0.5628 0.6788	0.5852	Ave		0.6172				7.4		20.0			
Hexachlorocyclopentadiene	0.2934	0.2561 0.3434	0.2806 0.3835	0.3093 0.3854	0.3112	Ave		0.3204			0.0500	15.0		20.0			
1,2,4,5-Tetrachlorobenzene	0.5196	0.5038 0.5357	0.5183 0.5836	0.5315 0.5907	0.5214	Ave		0.5381			0.0100	5.9		20.0			
2,4,6-Trichlorophenol	0.3370	0.2892 0.3365	0.3191 0.3716	0.3241 0.3704	0.3176	Ave		0.3332			0.2000	8.3		20.0			
2,4,5-Trichlorophenol	0.3478	0.3172 0.3530	0.3316 0.3890	0.3402 0.3900	0.3337	Ave		0.3503			0.2000	7.6		20.0			
1,1'-Biphenyl	1.5149 1.3393	1.2733 1.3894	1.3411 1.5194	1.3259 1.5495	1.2985	Ave		1.3946			0.0100	7.5		20.0			
2-Chloronaphthalene	1.1504 1.0135	0.9770 1.0473	1.0099 1.1366	1.0169 1.1616	1.0055	Ave		1.0576			0.8000	6.8		20.0			
2-Nitroaniline	0.3773	0.2958 0.3766	0.3527 0.4042	0.3491 0.4003	0.3539	Ave		0.3638			0.0100	9.5		20.0			
Dimethyl phthalate	1.1853	1.1474 1.1918	1.1662 1.2895	1.1447 1.3011	1.1362	Ave		1.1953			0.0100	5.4		20.0			
1,3-Dinitrobenzene	0.1894	0.1233 0.1956	0.1507 0.2143	0.1609 0.2157	0.1717	Ave		0.1777				18.0		20.0			
2,6-Dinitrotoluene	0.2697	0.2221 0.2680	0.2199 0.2922	0.2537 0.2887	0.2607	Ave		0.2594				10.0		20.0			
Acenaphthylene	1.8628 1.6277	1.5711 1.6844	1.5857 1.8582	1.5949 1.6980	1.5732	Ave		1.6729			0.9000	6.9		20.0			
3-Nitroaniline	0.2895	0.2140 0.2933	0.2491 0.3158	0.2780 0.3126	0.2724	Ave		0.2781			0.0100	12.0		20.0			
2,4-Dinitrophenol	0.1784	0.0641 0.1983	0.0900 0.2165	0.1210 0.2155	0.1442	Lin1	-0.228	0.2098			0.0100				0.9910		0.9900
Acenaphthene	1.3244 1.0593	1.0343 1.0932	1.0738 1.1954	1.0596 1.1960	1.0330	Ave		1.1188			0.9000	8.8		20.0			
4-Nitrophenol	0.2186	0.1777 0.2237	0.1926 0.2486	0.2029 0.2445	0.2149	Ave		0.2155				11.0		20.0			
2,4-Dinitrotoluene	0.3619	0.2770 0.3649	0.3015 0.4023	0.3056 0.3960	0.3386	Ave		0.3435			0.2000	13.0		20.0			
Dibenzofuran	1.5503 1.4763	1.4218 1.5132	1.4201 1.6553	1.4350 1.6302	1.3984	Ave		1.5001			0.8000	6.3		20.0			
2,3,4,6-Tetrachlorophenol	0.3108	0.2624 0.3113	0.2777 0.3388	0.2804 0.3450	0.2951	Ave		0.3027			0.0100	9.7		20.0			
Diethyl phthalate	1.1412	1.1608 1.1591	1.1386 1.2968	1.1621 1.2876	1.1318	Ave		1.1847			0.0100	5.7		20.0			

Note: The m1 coefficient is the same as Ave RRF for an Ave curve type.

FORM VI
GC/MS SEMI VOA INITIAL CALIBRATION DATA
INTERNAL STANDARD CURVE EVALUATION

Lab Name: TestAmerica Canton Job No.: 240-28500-1 Analy Batch No.: 100302

SDG No.:

Instrument ID: A4HP7 GC Column: RXI-5SILMS ID: 0.45(mm) Heated Purge: (Y/N) N

Calibration Start Date: 09/05/2013 15:47 Calibration End Date: 09/05/2013 19:11 Calibration ID: 17254

ANALYTE	RRF					CURVE TYPE	COEFFICIENT			#	MIN RRF	%RSD	#	MAX %RSD	R^2 OR COD	#	MIN R^2 OR COD
	LVL 1 LVL 6	LVL 2 LVL 7	LVL 3 LVL 8	LVL 4 LVL 9	LVL 5		B	M1	M2								
4-Chlorophenyl phenyl ether	0.6105	0.6016 0.6296	0.5734 0.6909	0.6178 0.6824	0.5840	Ave		0.6238			0.4000	6.9		20.0			
4-Nitroaniline	0.2911	0.2132 0.2955	0.2554 0.3217	0.2835 0.3259	0.2626	Ave		0.2811			0.0100	13.0		20.0			
Fluorene	1.2141 1.2233	1.1793 1.2772	1.2016 1.3806	1.2013 1.3824	1.1674	Ave		1.2474			0.9000	6.6		20.0			
4,6-Dinitro-2-methylphenol	0.1402	0.0662 0.1493	0.0782 0.1654	0.1010 0.1605	0.1128	Lin1	-0.148	0.1584			0.0100				0.9930		0.9900
N-Nitrosodiphenylamine	0.5363	0.5026 0.5484	0.4891 0.5752	0.4987 0.5276	0.4985	Ave		0.5221			0.0100	5.8		20.0			
1,2-Diphenylhydrazine(as Azobenzene)	0.8514	0.7969 0.8578	0.7876 0.9249	0.7928 0.8827	0.8013	Ave		0.8368				6.0		20.0			
Azobenzene	0.8514	0.7969 0.8578	0.7876 0.9249	0.7917 0.8827	0.8013	Ave		0.8368				6.0		20.0			
4-Bromophenyl phenyl ether	0.2003	0.1797 0.2021	0.1819 0.2210	0.1836 0.2179	0.1866	Ave		0.1966			0.1000	8.3		20.0			
Hexachlorobenzene	0.2053 0.1964	0.1782 0.1992	0.1899 0.2216	0.1861 0.2207	0.1826	Ave		0.1978			0.1000	7.9		20.0			
Atrazine	0.1815	0.1889 0.1760	0.1887 0.1867	0.1750 0.1777	0.1813	Ave		0.1820			0.0100	3.1		20.0			
Pentachlorophenol	0.1429	0.1096 0.1472	0.1117 0.1632	0.1168 0.1585	0.1300	Ave		0.1350			0.0500	16.0		20.0			
Phenanthrene	1.1771 1.0427	0.9608 1.0515	0.9787 1.1474	0.9858 1.0282	0.9888	Ave		1.0401			0.7000	7.3		20.0			
Anthracene	1.1796 1.0505	0.9709 1.0960	0.9808 1.1568	0.9829 1.0915	0.9977	Ave		1.0563			0.7000	7.5		20.0			
Carbazole	0.9137	0.8860 0.9376	0.9023 1.0350	0.8930 0.9563	0.8462	Ave		0.9213			0.0100	6.2		20.0			
Di-n-butyl phthalate	1.1504	0.9854 1.1933	0.9905 1.2364	0.9710 1.1351	1.0389	Ave		1.0876			0.0100	9.5		20.0			
Fluoranthene	1.2708 1.1643	1.0474 1.2243	1.0853 1.3485	1.0597 1.2446	1.0753	Ave		1.1689			0.6000	9.3		20.0			
Benzidine	0.1944	0.1790 +++++	0.1860 +++++	0.2178 +++++	0.1785	Ave		0.1911				8.5		20.0			
Pyrene	1.1930 1.0520	1.0028 1.0643	1.0547 1.1753	1.0140 1.1037	1.0157	Ave		1.0751			0.6000	6.4		20.0			
Butyl benzyl phthalate	0.4499	0.3765 0.4499	0.4022 0.4944	0.4262 0.4882	0.4320	Ave		0.4399			0.0100	9.1		20.0			
3,3'-Dichlorobenzidine	0.3517	0.2636 0.3624	0.2985 0.3971	0.3161 0.3997	0.3223	Ave		0.3389			0.0100	14.0		20.0			

Note: The ml coefficient is the same as Ave RRF for an Ave curve type.

FORM VI
GC/MS SEMI VOA INITIAL CALIBRATION DATA
INTERNAL STANDARD CURVE EVALUATION

Lab Name: TestAmerica Canton Job No.: 240-28500-1 Analy Batch No.: 100302

SDG No.:

Instrument ID: A4HP7 GC Column: RXI-5SILMS ID: 0.45(mm) Heated Purge: (Y/N) N

Calibration Start Date: 09/05/2013 15:47 Calibration End Date: 09/05/2013 19:11 Calibration ID: 17254

ANALYTE	RRF					CURVE TYPE	COEFFICIENT			#	MIN RRF	%RSD	#	MAX %RSD	R^2 OR COD	#	MIN R^2 OR COD
	LVL 1 LVL 6	LVL 2 LVL 7	LVL 3 LVL 8	LVL 4 LVL 9	LVL 5		B	M1	M2								
Bis(2-ethylhexyl) phthalate	 0.6305	0.4990 0.6387	0.5549 0.7008	0.5993 0.6827	0.5923	Ave		0.6123			0.0100	11.0		20.0			
Benzo[a]anthracene	1.1595 1.0291	0.9190 1.0393	1.0010 1.1441	0.9967 1.1398	0.9882	Ave		1.0463			0.8000	8.0		20.0			
Chrysene	1.0322 0.9732	0.9078 0.9750	0.9294 1.0698	0.9332 1.0807	0.9289	Ave		0.9811			0.7000	6.6		20.0			
Di-n-octyl phthalate	 1.2090	0.8186 1.2747	0.9596 1.4160	1.0323 1.4351	1.1930	Ave		1.1673			0.0100	19.0		20.0			
Benzo[b]fluoranthene	0.9564 1.0435	0.8962 1.1110	0.9510 1.2152	0.9762 1.2198	1.0377	Ave		1.0452			0.7000	11.0		20.0			
Benzo[k]fluoranthene	1.2159 1.1259	0.9920 1.1613	1.0093 1.3230	1.0436 1.3339	1.0494	Ave		1.1394			0.7000	11.0		20.0			
Benzo[a]pyrene	1.0798 1.0075	0.8832 1.0492	0.9154 1.1671	0.9375 1.1762	0.9839	Ave		1.0222			0.7000	10.0		20.0			
Indeno[1,2,3-cd]pyrene	1.1882 1.1297	0.9779 1.1565	1.0537 1.2838	1.1165 1.2928	1.1195	Ave		1.1465			0.5000	8.8		20.0			
Dibenzo(a,h)anthracene	1.0331 0.9525	0.8453 0.9915	0.8734 1.1103	0.9190 1.1240	0.9506	Ave		0.9777			0.4000	9.9		20.0			
Benzo[g,h,i]perylene	1.0207 0.9283	0.9051 0.9504	0.8934 1.0518	0.9461 1.0538	0.9496	Ave		0.9666			0.5000	6.3		20.0			
2-Fluorophenol (Surr)	 1.3313	1.1342 1.2852	1.2592 1.4077	1.3403 1.4053	1.2992	Ave		1.3078				6.7		20.0			
Phenol-d5 (Surr)	 1.7946	1.7109 1.7351	1.7202 1.8677	1.7163 1.8473	1.7185	Ave		1.7638				3.6		20.0			
Nitrobenzene-d5 (Surr)	0.4619 0.4166	0.4147 0.4201	0.4122 0.4600	0.4250 0.4530	0.4358	Ave		0.4333				4.6		20.0			
2-Fluorobiphenyl (Surr)	1.3100 1.1932	1.1515 1.2364	1.2142 1.3557	1.2026 1.3816	1.1649	Ave		1.2456				6.7		20.0			
2,4,6-Tribromophenol (Surr)	 0.1467	0.1111 0.1558	0.1343 0.1700	0.1378 0.1710	0.1471	Ave		0.1467				13.0		20.0			
Terphenyl-d14 (Surr)	0.7506 0.6317	0.5864 0.6506	0.6180 0.7230	0.6153 0.7144	0.6117	Ave		0.6557				8.9		20.0			

Note: The m1 coefficient is the same as Ave RRF for an Ave curve type.

FORM V
GC/MS SEMI VOA INSTRUMENT PERFORMANCE CHECK
DECAFLUOROTRIPHENYLPHOSPHINE (DFTPP)

Lab Name: TestAmerica Canton Job No.: 240-28500-1

SDG No.:

Lab File ID: 30911001.D DFTPP Injection Date: 09/11/2013

Instrument ID: A4HP7 DFTPP Injection Time: 08:59

Analysis Batch No.: 100975

M/E	ION ABUNDANCE CRITERIA	% RELATIVE ABUNDANCE	
51	30.0- 80.0% of mass 198	37.6	
68	Less than 2.0% of mass 69	0.0	(0.0)1
69	Mass 69 relative abundance	44.1	
70	Less than 2.0% of mass 69	0.2	(0.5)1
127	25.0 - 75.0% of mass 198	49.2	
197	Less than 1.0% of mass 198	0.0	
198	Base Peak, 100% relative abundance	100.0	
199	5.0 to 9.0% of mass 198	6.8	
275	10.0- 30.0% of mass 198	25.9	
365	Greater than 0.75% of mass 198	2.6	
441	Present, but less than mass 443	9.6	
442	40.0 - 110.0% of mass 198	64.1	
443	15.0 - 24.0% of mass 442	12.5	(19.5)2

1-Value is % mass 69 2-Value is % mass 442

THIS CHECK APPLIES TO THE FOLLOWING SAMPLES, MS, MSD, BLANKS AND STANDARDS:

CLIENT SAMPLE ID	LAB SAMPLE ID	LAB FILE ID	DATE ANALYZED	TIME ANALYZED
	CCV 240-100975/2	30911002.D	09/11/2013	09:24
	MB 240-100647/23-A	30911003.D	09/11/2013	09:51
	LCS 240-100647/24-A	30911004.D	09/11/2013	10:16
	240-28176-H-10-J MS RE	30911006.D	09/11/2013	11:05
	240-28176-H-10-K MSD RE	30911007.D	09/11/2013	11:30
DR-SB-215-06-08	240-28500-6	30911018.D	09/11/2013	16:06
DR-SB-216-06-08	240-28500-8	30911019.D	09/11/2013	16:32
DR-SB-215-0-02	240-28500-5	30911020.D	09/11/2013	16:57

FORM VII
GC/MS SEMI VOA CONTINUING CALIBRATION DATA

Lab Name: TestAmerica Canton Job No.: 240-28500-1

SDG No.:

Lab Sample ID: CCV 240-100975/2 Calibration Date: 09/11/2013 09:24

Instrument ID: A4HP7 Calib Start Date: 09/05/2013 15:47

GC Column: RXI-5SILMS ID: 0.45(mm) Calib End Date: 09/05/2013 19:11

Lab File ID: 30911002.D Conc. Units: ng/uL

ANALYTE	CURVE TYPE	AVE RRF	RRF	MIN RRF	CALC AMOUNT	SPIKE AMOUNT	%D	MAX %D
1,4-Dioxane	Ave	0.5511	0.5640		10.2	10.0	2.3	20.0
N-Nitrosodimethylamine	Ave	0.7417	0.7915		10.7	10.0	6.7	20.0
Pyridine	Ave	1.276	1.356		10.6	10.0	6.2	20.0
Benzaldehyde	Ave	1.223	1.158	0.0100	18.9	20.0	-5.4	20.0
Phenol	Ave	1.778	1.764	0.8000	9.92	10.0	-0.8	20.0
Aniline	Ave	2.086	2.064		9.89	10.0	-1.1	20.0
Bis(2-chloroethyl)ether	Ave	1.382	1.336	0.7000	9.67	10.0	-3.3	20.0
2-Chlorophenol	Ave	1.323	1.326	0.8000	10.0	10.0	0.2	20.0
1,3-Dichlorobenzene	Ave	1.443	1.438		9.96	10.0	-0.4	20.0
1,4-Dichlorobenzene	Ave	1.474	1.462		9.92	10.0	-0.8	20.0
Benzyl alcohol	Ave	0.9137	0.8076		8.84	10.0	-11.6	20.0
1,2-Dichlorobenzene	Ave	1.385	1.390		10.0	10.0	0.4	20.0
2-Methylphenol	Ave	1.267	1.254	0.7000	9.90	10.0	-1.0	20.0
2,2'-oxybis[1-chloropropane]	Ave	1.420	1.361		9.58	10.0	-4.2	20.0
Indene	Ave	2.511	2.501		19.9	20.0	-0.4	20.0
3 & 4 Methylphenol	Ave	1.346	1.314		9.76	10.0	-2.4	20.0
N-Nitrosodi-n-propylamine	Ave	1.050	0.9782	0.5000	9.32	10.0	-6.8	20.0
Acetophenone	Ave	2.076	2.039	0.0100	9.82	10.0	-1.8	20.0
Hexachloroethane	Ave	0.6250	0.5964	0.3000	9.54	10.0	-4.6	20.0
Nitrobenzene	Ave	0.4129	0.3916	0.2000	9.48	10.0	-5.2	20.0
Isophorone	Ave	0.7042	0.6625	0.4000	9.41	10.0	-5.9	20.0
2-Nitrophenol	Ave	0.1667	0.1765	0.1000	10.6	10.0	5.9	20.0
2,4-Dimethylphenol	Ave	0.3045	0.2911	0.2000	9.56	10.0	-4.4	20.0
Benzoic acid	Ave	0.1655	0.1880		22.7	20.0	13.6	20.0
Bis(2-chloroethoxy)methane	Ave	0.4055	0.3960	0.3000	9.77	10.0	-2.3	20.0
2,4-Dichlorophenol	Ave	0.2680	0.2731	0.2000	10.2	10.0	1.9	20.0
1,2,4-Trichlorobenzene	Ave	0.3098	0.3175		10.2	10.0	2.5	20.0
Naphthalene	Ave	0.9829	0.9737	0.7000	9.91	10.0	-0.9	20.0
4-Chloroaniline	Ave	0.4056	0.4088	0.0100	10.1	10.0	0.8	20.0
Hexachlorobutadiene	Ave	0.1883	0.1901	0.0100	10.1	10.0	0.9	20.0
Caprolactam	Ave	0.0926	0.0987	0.0100	21.3	20.0	6.6	20.0
4-Chloro-3-methylphenol	Ave	0.3335	0.3252	0.2000	9.75	10.0	-2.5	20.0
2-Methylnaphthalene	Ave	0.6611	0.6465	0.4000	9.78	10.0	-2.2	20.0
1-Methylnaphthalene	Ave	0.6172	0.6053		9.81	10.0	-1.9	20.0
Hexachlorocyclopentadiene	Ave	0.3204	0.3121	0.0500	9.74	10.0	-2.6	20.0
1,2,4,5-Tetrachlorobenzene	Ave	0.5381	0.5324	0.0100	9.89	10.0	-1.1	20.0
2,4,6-Trichlorophenol	Ave	0.3332	0.3389	0.2000	10.2	10.0	1.7	20.0
2,4,5-Trichlorophenol	Ave	0.3503	0.3497	0.2000	9.98	10.0	-0.2	20.0
1,1'-Biphenyl	Ave	1.395	1.351	0.0100	9.69	10.0	-3.1	20.0
2-Chloronaphthalene	Ave	1.058	1.037	0.8000	9.81	10.0	-1.9	20.0
2-Nitroaniline	Ave	0.3638	0.3631	0.0100	9.98	10.0	-0.2	20.0

FORM VII
GC/MS SEMI VOA CONTINUING CALIBRATION DATA

Lab Name: TestAmerica Canton Job No.: 240-28500-1

SDG No.:

Lab Sample ID: CCV 240-100975/2 Calibration Date: 09/11/2013 09:24

Instrument ID: A4HP7 Calib Start Date: 09/05/2013 15:47

GC Column: RXI-5SILMS ID: 0.45(mm) Calib End Date: 09/05/2013 19:11

Lab File ID: 30911002.D Conc. Units: ng/uL

ANALYTE	CURVE TYPE	AVE RRF	RRF	MIN RRF	CALC AMOUNT	SPIKE AMOUNT	%D	MAX %D
Dimethyl phthalate	Ave	1.195	1.175	0.0100	9.83	10.0	-1.7	20.0
1,3-Dinitrobenzene	Ave	0.1777	0.1941		10.9	10.0	9.2	20.0
2,6-Dinitrotoluene	Ave	0.2594	0.2745		10.6	10.0	5.8	20.0
Acenaphthylene	Ave	1.673	1.640	0.9000	9.80	10.0	-2.0	20.0
3-Nitroaniline	Ave	0.2781	0.2933	0.0100	10.5	10.0	5.5	20.0
2,4-Dinitrophenol	Lin1		0.1805	0.0100	18.3	20.0	-8.5	20.0
Acenaphthene	Ave	1.119	1.068	0.9000	9.55	10.0	-4.5	20.0
4-Nitrophenol	Ave	0.2155	0.2034		18.9	20.0	-5.6	20.0
2,4-Dinitrotoluene	Ave	0.3435	0.3662	0.2000	10.7	10.0	6.6	20.0
Dibenzofuran	Ave	1.500	1.496	0.8000	9.97	10.0	-0.3	20.0
2,3,4,6-Tetrachlorophenol	Ave	0.3027	0.3057	0.0100	10.1	10.0	1.0	20.0
Diethyl phthalate	Ave	1.185	1.142	0.0100	9.64	10.0	-3.6	20.0
4-Chlorophenyl phenyl ether	Ave	0.6238	0.6231	0.4000	9.99	10.0	-0.1	20.0
4-Nitroaniline	Ave	0.2811	0.3015	0.0100	10.7	10.0	7.2	20.0
Fluorene	Ave	1.247	1.223	0.9000	9.80	10.0	-2.0	20.0
4,6-Dinitro-2-methylphenol	Lin1		0.1388	0.0100	18.5	20.0	-7.7	20.0
N-Nitrosodiphenylamine	Ave	0.5221	0.5297	0.0100	20.3	20.0	1.5	20.0
1,2-Diphenylhydrazine(as Azobenzene)	Ave	0.8368	0.7937		9.48	10.0	-5.2	20.0
4-Bromophenyl phenyl ether	Ave	0.1966	0.2039	0.1000	10.4	10.0	3.7	20.0
Hexachlorobenzene	Ave	0.1978	0.1983	0.1000	10.0	10.0	0.3	20.0
Atrazine	Ave	0.1820	0.1795	0.0100	19.7	20.0	-1.4	20.0
Pentachlorophenol	Ave	0.1350	0.1344	0.0500	19.9	20.0	-0.4	20.0
Phenanthrene	Ave	1.040	1.008	0.7000	9.69	10.0	-3.1	20.0
Anthracene	Ave	1.056	1.025	0.7000	9.70	10.0	-3.0	20.0
Carbazole	Ave	0.9213	0.9376	0.0100	10.2	10.0	1.8	20.0
Di-n-butyl phthalate	Ave	1.088	1.140	0.0100	10.5	10.0	4.8	20.0
Fluoranthene	Ave	1.169	1.197	0.6000	10.2	10.0	2.4	20.0
Benzidine	Ave	0.1911	0.1903		19.9	20.0	-0.5	20.0
Pyrene	Ave	1.075	1.065	0.6000	9.91	10.0	-0.9	20.0
Butyl benzyl phthalate	Ave	0.4399	0.4488	0.0100	10.2	10.0	2.0	20.0
3,3'-Dichlorobenzidine	Ave	0.3389	0.3623	0.0100	21.4	20.0	6.9	20.0
Bis(2-ethylhexyl) phthalate	Ave	0.6123	0.6347	0.0100	10.4	10.0	3.7	20.0
Benzo[a]anthracene	Ave	1.046	1.066	0.8000	10.2	10.0	1.8	20.0
Chrysene	Ave	0.9811	0.9867	0.7000	10.1	10.0	0.6	20.0
Di-n-octyl phthalate	Ave	1.167	1.225	0.0100	10.5	10.0	4.9	20.0
Benzo[b]fluoranthene	Ave	1.045	1.106	0.7000	10.6	10.0	5.8	20.0
Benzo[k]fluoranthene	Ave	1.139	1.109	0.7000	9.74	10.0	-2.6	20.0
Benzo[a]pyrene	Ave	1.022	1.038	0.7000	10.2	10.0	1.5	20.0
Indeno[1,2,3-cd]pyrene	Ave	1.147	1.190	0.5000	10.4	10.0	3.8	20.0
Dibenzo(a,h)anthracene	Ave	0.9777	1.009	0.4000	10.3	10.0	3.2	20.0

FORM VII
GC/MS SEMI VOA CONTINUING CALIBRATION DATA

Lab Name: TestAmerica Canton Job No.: 240-28500-1

SDG No.:

Lab Sample ID: CCV 240-100975/2 Calibration Date: 09/11/2013 09:24

Instrument ID: A4HP7 Calib Start Date: 09/05/2013 15:47

GC Column: RXI-5SILMS ID: 0.45(mm) Calib End Date: 09/05/2013 19:11

Lab File ID: 30911002.D Conc. Units: ng/uL

ANALYTE	CURVE TYPE	AVE RRF	RRF	MIN RRF	CALC AMOUNT	SPIKE AMOUNT	%D	MAX %D
Benzo[g,h,i]perylene	Ave	0.9666	1.002	0.5000	10.4	10.0	3.7	20.0
2-Fluorophenol (Surr)	Ave	1.308	1.322		10.1	10.0	1.1	20.0
Phenol-d5 (Surr)	Ave	1.764	1.706		9.67	10.0	-3.3	20.0
Nitrobenzene-d5 (Surr)	Ave	0.4333	0.4081		9.42	10.0	-5.8	20.0
2-Fluorobiphenyl (Surr)	Ave	1.246	1.213		9.74	10.0	-2.6	20.0
2,4,6-Tribromophenol (Surr)	Ave	0.1467	0.1558		10.6	10.0	6.2	20.0
Terphenyl-d14 (Surr)	Ave	0.6557	0.6523		9.95	10.0	-0.5	20.0

FORM IV
GC/MS SEMI VOA METHOD BLANK SUMMARY

Lab Name: TestAmerica Canton Job No.: 240-28500-1

SDG No.:

Lab File ID: 30911003.D Lab Sample ID: MB 240-100647/23-A

Matrix: Solid Date Extracted: 09/09/2013 10:32

Instrument ID: A4HP7 Date Analyzed: 09/11/2013 09:51

Level: (Low/Med) Low

THIS METHOD BLANK APPLIES TO THE FOLLOWING SAMPLES:

CLIENT SAMPLE ID	LAB SAMPLE ID	LAB FILE ID	DATE ANALYZED
	LCS 240-100647/24-A	30911004.D	09/11/2013 10:16
	240-28176-H-10-J MS RE	30911006.D	09/11/2013 11:05
	240-28176-H-10-K MSD RE	30911007.D	09/11/2013 11:30
DR-SB-215-06-08	240-28500-6	30911018.D	09/11/2013 16:06
DR-SB-216-06-08	240-28500-8	30911019.D	09/11/2013 16:32
DR-SB-215-0-02	240-28500-5	30911020.D	09/11/2013 16:57
DR-SB-218-02-04	240-28500-11	30912025.D	09/12/2013 18:20
DR-SB-217-02-04	240-28500-9	30912026.D	09/12/2013 18:44
DR-SB-DUP02	240-28500-14	30912027.D	09/12/2013 19:09
DR-SB-216-02-04	240-28500-7	30912028.D	09/12/2013 19:34
DR-SB-217-06-08	240-28500-10	30912029.D	09/12/2013 19:59
DR-SB-218-06-08	240-28500-12	30912030.D	09/12/2013 20:24

FORM I
GC/MS SEMI VOA ORGANICS ANALYSIS DATA SHEET

Lab Name: TestAmerica Canton | Job No.: 240-28500-1

SDG No.:

Client Sample ID: | Lab Sample ID: MB 240-100647/23-A

Matrix: Solid | Lab File ID: 30911003.D

Analysis Method: 8270D | Date Collected:

Extract. Method: 3540C | Date Extracted: 09/09/2013 10:32

Sample wt/vol: 30.0(g) | Date Analyzed: 09/11/2013 09:51

Con. Extract Vol.: 2.0(mL) | Dilution Factor: 1

Injection Volume: 1(uL) | Level: (low/med) Low

% Moisture: | GPC Cleanup:(Y/N) N

Analysis Batch No.: 100975 | Units: ug/Kg

CAS NO.	COMPOUND NAME	RESULT	Q	RL	MDL
92-52-4	1,1'-Biphenyl	50	U	50	3.5
88-06-2	2,4,6-Trichlorophenol	150	U	150	8.9
95-95-4	2,4,5-Trichlorophenol	150	U	150	25
120-83-2	2,4-Dichlorophenol	150	U	150	20
105-67-9	2,4-Dimethylphenol	150	U	150	20
51-28-5	2,4-Dinitrophenol	330	U	330	21
121-14-2	2,4-Dinitrotoluene	200	U	200	17
91-58-7	2-Chloronaphthalene	50	U	50	0.45
95-57-8	2-Chlorophenol	50	U	50	8.2
91-57-6	2-Methylnaphthalene	6.7	U	6.7	0.50
95-48-7	2-Methylphenol	200	U	200	11
88-74-4	2-Nitroaniline	200	U	200	9.1
88-75-5	2-Nitrophenol	50	U	50	8.3
15831-10-4	3 & 4 Methylphenol	400	U	400	20
91-94-1	3,3'-Dichlorobenzidine	100	U	100	18
99-09-2	3-Nitroaniline	200	U	200	16
534-52-1	4,6-Dinitro-2-methylphenol	150	U	150	9.2
101-55-3	4-Bromophenyl phenyl ether	50	U	50	13
59-50-7	4-Chloro-3-methylphenol	150	U	150	21
106-47-8	4-Chloroaniline	150	U	150	17
7005-72-3	4-Chlorophenyl phenyl ether	50	U	50	13
100-01-6	4-Nitroaniline	200	U	200	26
83-32-9	Acenaphthene	6.7	U	6.7	0.76
208-96-8	Acenaphthylene	6.7	U	6.7	0.35
98-86-2	Acetophenone	100	U	100	9.2
120-12-7	Anthracene	6.7	U	6.7	0.78
1912-24-9	Atrazine	200	U	200	9.1
100-52-7	Benzaldehyde	100	U	100	12
56-55-3	Benzo[a]anthracene	6.7	U	6.7	0.63
50-32-8	Benzo[a]pyrene	6.7	U	6.7	0.64
205-99-2	Benzo[b]fluoranthene	6.7	U	6.7	0.59
191-24-2	Benzo[g,h,i]perylene	6.7	U	6.7	0.35
207-08-9	Benzo[k]fluoranthene	6.7	U	6.7	0.68
111-91-1	Bis(2-chloroethoxy)methane	100	U	100	22

FORM I
GC/MS SEMI VOA ORGANICS ANALYSIS DATA SHEET

Lab Name: TestAmerica Canton | Job No.: 240-28500-1

SDG No.:

Client Sample ID: | Lab Sample ID: MB 240-100647/23-A

Matrix: Solid | Lab File ID: 30911003.D

Analysis Method: 8270D | Date Collected:

Extract. Method: 3540C | Date Extracted: 09/09/2013 10:32

Sample wt/vol: 30.0(g) | Date Analyzed: 09/11/2013 09:51

Con. Extract Vol.: 2.0(mL) | Dilution Factor: 1

Injection Volume: 1(uL) | Level: (low/med) Low

% Moisture: | GPC Cleanup:(Y/N) N

Analysis Batch No.: 100975 | Units: ug/Kg

CAS NO.	COMPOUND NAME	RESULT	Q	RL	MDL
111-44-4	Bis(2-chloroethyl)ether	100	U	100	2.0
117-81-7	Bis(2-ethylhexyl) phthalate	70	U	70	19
85-68-7	Butyl benzyl phthalate	70	U	70	10
105-60-2	Caprolactam	330	U	330	37
86-74-8	Carbazole	50	U	50	27
218-01-9	Chrysene	6.7	U	6.7	1.1
84-74-2	Di-n-butyl phthalate	70	U	70	15
117-84-0	Di-n-octyl phthalate	70	U	70	7.9
53-70-3	Dibenzo(a,h)anthracene	6.7	U	6.7	0.66
132-64-9	Dibenzofuran	50	U	50	0.66
84-66-2	Diethyl phthalate	70	U	70	16
131-11-3	Dimethyl phthalate	70	U	70	17
206-44-0	Fluoranthene	6.7	U	6.7	0.55
86-73-7	Fluorene	6.7	U	6.7	0.53
118-74-1	Hexachlorobenzene	6.7	U	6.7	2.1
87-68-3	Hexachlorobutadiene	50	U	50	5.6
77-47-4	Hexachlorocyclopentadiene	330	U	330	8.1
67-72-1	Hexachloroethane	50	U	50	9.0
193-39-5	Indeno[1,2,3-cd]pyrene	6.7	U	6.7	0.35
78-59-1	Isophorone	50	U	50	13
621-64-7	N-Nitrosodi-n-propylamine	50	U	50	6.3
62-75-9	N-Nitrosodimethylamine	100	U	100	16
86-30-6	N-Nitrosodiphenylamine	50	U	50	21
91-20-3	Naphthalene	6.7	U	6.7	0.82
98-95-3	Nitrobenzene	100	U	100	2.2
87-86-5	Pentachlorophenol	150	U	150	9.1
85-01-8	Phenanthrene	6.7	U	6.7	0.73
108-95-2	Phenol	50	U	50	7.3
129-00-0	Pyrene	6.7	U	6.7	0.44
108-60-1	2,2'-oxybis[1-chloropropane]	100	U	100	9.5
606-20-2	2,6-Dinitrotoluene	200	U	200	21
100-02-7	4-Nitrophenol	330	U	330	17

FORM I

GC/MS SEMI VOA ORGANICS ANALYSIS DATA SHEET

Lab Name: TestAmerica Canton | Job No.: 240-28500-1

SDG No.:

Client Sample ID: | Lab Sample ID: MB 240-100647/23-A

Matrix: Solid | Lab File ID: 30911003.D

Analysis Method: 8270D | Date Collected:

Extract. Method: 3540C | Date Extracted: 09/09/2013 10:32

Sample wt/vol: 30.0(g) | Date Analyzed: 09/11/2013 09:51

Con. Extract Vol.: 2.0(mL) | Dilution Factor: 1

Injection Volume: 1(uL) | Level: (low/med) Low

% Moisture: | GPC Cleanup:(Y/N) N

Analysis Batch No.: 100975 | Units: ug/Kg

CAS NO.	SURROGATE	%REC	Q	LIMITS
1718-51-0	Terphenyl-d14 (Surr)	87		36-110
4165-62-2	Phenol-d5 (Surr)	54		26-110
4165-60-0	Nitrobenzene-d5 (Surr)	52		20-110
367-12-4	2-Fluorophenol (Surr)	56		24-110
321-60-8	2-Fluorobiphenyl (Surr)	54		24-110
118-79-6	2,4,6-Tribromophenol (Surr)	30		10-110

FORM V
GC/MS SEMI VOA INSTRUMENT PERFORMANCE CHECK
DECAFLUOROTRIPHENYLPHOSPHINE (DFTPP)

Lab Name: TestAmerica Canton Job No.: 240-28500-1

SDG No.:

Lab File ID: 30912001.D DFTPP Injection Date: 09/12/2013

Instrument ID: A4HP7 DFTPP Injection Time: 08:24

Analysis Batch No.: 101122

M/E	ION ABUNDANCE CRITERIA	% RELATIVE ABUNDANCE	
51	30.0- 80.0% of mass 198	37.9	
68	Less than 2.0% of mass 69	0.0	(0.0)1
69	Mass 69 relative abundance	44.2	
70	Less than 2.0% of mass 69	0.3	(0.6)1
127	25.0 - 75.0% of mass 198	48.1	
197	Less than 1.0% of mass 198	0.0	
198	Base Peak, 100% relative abundance	100.0	
199	5.0 to 9.0% of mass 198	6.7	
275	10.0- 30.0% of mass 198	25.9	
365	Greater than 0.75% of mass 198	2.6	
441	Present, but less than mass 443	9.5	
442	40.0 - 110.0% of mass 198	64.4	
443	15.0 - 24.0% of mass 442	12.4	(19.3)2

1-Value is % mass 69 2-Value is % mass 442

THIS CHECK APPLIES TO THE FOLLOWING SAMPLES, MS, MSD, BLANKS AND STANDARDS:

CLIENT SAMPLE ID	LAB SAMPLE ID	LAB FILE ID	DATE ANALYZED	TIME ANALYZED
	CCV 240-101122/2	30912002.D	09/12/2013	08:49
	MB 240-100631/23-B	30912004.D	09/12/2013	09:39
	LCS 240-100631/24-A	30912005.D	09/12/2013	10:03
DR-SB-214-10-12	240-28500-4	30912012.D	09/12/2013	12:57
DR-SB-213-10-12	240-28500-2	30912013.D	09/12/2013	13:22
DR-SB-213-04-06	240-28500-1	30912015.D	09/12/2013	14:11
DR-SB-214-0-02	240-28500-3	30912016.D	09/12/2013	14:36
DR-SB-218-02-04	240-28500-11	30912025.D	09/12/2013	18:20
DR-SB-217-02-04	240-28500-9	30912026.D	09/12/2013	18:44
DR-SB-DUP02	240-28500-14	30912027.D	09/12/2013	19:09
DR-SB-216-02-04	240-28500-7	30912028.D	09/12/2013	19:34
DR-SB-217-06-08	240-28500-10	30912029.D	09/12/2013	19:59
DR-SB-218-06-08	240-28500-12	30912030.D	09/12/2013	20:24

FORM VII
GC/MS SEMI VOA CONTINUING CALIBRATION DATA

Lab Name: TestAmerica Canton Job No.: 240-28500-1

SDG No.:

Lab Sample ID: CCV 240-101122/2 Calibration Date: 09/12/2013 08:49

Instrument ID: A4HP7 Calib Start Date: 09/05/2013 15:47

GC Column: RXI-5SILMS ID: 0.45(mm) Calib End Date: 09/05/2013 19:11

Lab File ID: 30912002.D Conc. Units: ng/uL

ANALYTE	CURVE TYPE	AVE RRF	RRF	MIN RRF	CALC AMOUNT	SPIKE AMOUNT	%D	MAX %D
1,4-Dioxane	Ave	0.5511	0.5602		10.2	10.0	1.6	20.0
N-Nitrosodimethylamine	Ave	0.7417	0.7265		9.79	10.0	-2.1	20.0
Pyridine	Ave	1.276	1.342		10.5	10.0	5.2	20.0
Benzaldehyde	Ave	1.223	1.134	0.0100	18.5	20.0	-7.3	20.0
Phenol	Ave	1.778	1.715	0.8000	9.65	10.0	-3.5	20.0
Aniline	Ave	2.086	2.023		9.70	10.0	-3.0	20.0
Bis(2-chloroethyl)ether	Ave	1.382	1.315	0.7000	9.52	10.0	-4.8	20.0
2-Chlorophenol	Ave	1.323	1.318	0.8000	9.96	10.0	-0.4	20.0
1,3-Dichlorobenzene	Ave	1.443	1.422		9.86	10.0	-1.4	20.0
1,4-Dichlorobenzene	Ave	1.474	1.469		9.96	10.0	-0.4	20.0
Benzyl alcohol	Ave	0.9137	0.6716		7.35	10.0	-26.5*	20.0
1,2-Dichlorobenzene	Ave	1.385	1.387		10.0	10.0	0.1	20.0
2-Methylphenol	Ave	1.267	1.204	0.7000	9.50	10.0	-5.0	20.0
2,2'-oxybis[1-chloropropane]	Ave	1.420	1.352		9.52	10.0	-4.8	20.0
Indene	Ave	2.511	2.455		19.5	20.0	-2.3	20.0
3 & 4 Methylphenol	Ave	1.346	1.321		9.81	10.0	-1.9	20.0
N-Nitrosodi-n-propylamine	Ave	1.050	0.9346	0.5000	8.90	10.0	-11.0	20.0
Acetophenone	Ave	2.076	1.950	0.0100	9.39	10.0	-6.1	20.0
Hexachloroethane	Ave	0.6250	0.5975	0.3000	9.56	10.0	-4.4	20.0
Nitrobenzene	Ave	0.4129	0.3898	0.2000	9.44	10.0	-5.6	20.0
Isophorone	Ave	0.7042	0.6344	0.4000	9.01	10.0	-9.9	20.0
2-Nitrophenol	Ave	0.1667	0.1765	0.1000	10.6	10.0	5.9	20.0
2,4-Dimethylphenol	Ave	0.3045	0.2861	0.2000	9.39	10.0	-6.1	20.0
Benzoic acid	Ave	0.1655	0.1932		23.3	20.0	16.7	20.0
Bis(2-chloroethoxy)methane	Ave	0.4055	0.3721	0.3000	9.18	10.0	-8.2	20.0
2,4-Dichlorophenol	Ave	0.2680	0.2664	0.2000	9.94	10.0	-0.6	20.0
1,2,4-Trichlorobenzene	Ave	0.3098	0.3079		9.94	10.0	-0.6	20.0
Naphthalene	Ave	0.9829	0.9534	0.7000	9.70	10.0	-3.0	20.0
4-Chloroaniline	Ave	0.4056	0.3877	0.0100	9.56	10.0	-4.4	20.0
Hexachlorobutadiene	Ave	0.1883	0.1864	0.0100	9.90	10.0	-1.0	20.0
Caprolactam	Ave	0.0926	0.0970	0.0100	21.0	20.0	4.8	20.0
4-Chloro-3-methylphenol	Ave	0.3335	0.3088	0.2000	9.26	10.0	-7.4	20.0
2-Methylnaphthalene	Ave	0.6611	0.6326	0.4000	9.57	10.0	-4.3	20.0
1-Methylnaphthalene	Ave	0.6172	0.5885		9.54	10.0	-4.6	20.0
Hexachlorocyclopentadiene	Ave	0.3204	0.2978	0.0500	9.30	10.0	-7.0	20.0
1,2,4,5-Tetrachlorobenzene	Ave	0.5381	0.5317	0.0100	9.88	10.0	-1.2	20.0
2,4,6-Trichlorophenol	Ave	0.3332	0.3311	0.2000	9.94	10.0	-0.6	20.0
2,4,5-Trichlorophenol	Ave	0.3503	0.3477	0.2000	9.92	10.0	-0.8	20.0
1,1'-Biphenyl	Ave	1.395	1.335	0.0100	9.58	10.0	-4.2	20.0
2-Chloronaphthalene	Ave	1.058	1.034	0.8000	9.77	10.0	-2.3	20.0
2-Nitroaniline	Ave	0.3638	0.3565	0.0100	9.80	10.0	-2.0	20.0

FORM VII
GC/MS SEMI VOA CONTINUING CALIBRATION DATA

Lab Name: TestAmerica Canton Job No.: 240-28500-1

SDG No.:

Lab Sample ID: CCV 240-101122/2 Calibration Date: 09/12/2013 08:49

Instrument ID: A4HP7 Calib Start Date: 09/05/2013 15:47

GC Column: RXI-5SILMS ID: 0.45(mm) Calib End Date: 09/05/2013 19:11

Lab File ID: 30912002.D Conc. Units: ng/uL

ANALYTE	CURVE TYPE	AVE RRF	RRF	MIN RRF	CALC AMOUNT	SPIKE AMOUNT	%D	MAX %D
Dimethyl phthalate	Ave	1.195	1.193	0.0100	9.98	10.0	-0.2	20.0
1,3-Dinitrobenzene	Ave	0.1777	0.1968		11.1	10.0	10.7	20.0
2,6-Dinitrotoluene	Ave	0.2594	0.2795		10.8	10.0	7.8	20.0
Acenaphthylene	Ave	1.673	1.613	0.9000	9.64	10.0	-3.6	20.0
3-Nitroaniline	Ave	0.2781	0.2896	0.0100	10.4	10.0	4.1	20.0
2,4-Dinitrophenol	Lin1		0.2013	0.0100	20.3	20.0	1.4	20.0
Acenaphthene	Ave	1.119	1.053	0.9000	9.41	10.0	-5.9	20.0
4-Nitrophenol	Ave	0.2155	0.2013		18.7	20.0	-6.6	20.0
2,4-Dinitrotoluene	Ave	0.3435	0.3629	0.2000	10.6	10.0	5.7	20.0
Dibenzofuran	Ave	1.500	1.473	0.8000	9.82	10.0	-1.8	20.0
2,3,4,6-Tetrachlorophenol	Ave	0.3027	0.3017	0.0100	9.97	10.0	-0.3	20.0
Diethyl phthalate	Ave	1.185	1.235	0.0100	10.4	10.0	4.3	20.0
4-Chlorophenyl phenyl ether	Ave	0.6238	0.6084	0.4000	9.75	10.0	-2.5	20.0
4-Nitroaniline	Ave	0.2811	0.3014	0.0100	10.7	10.0	7.2	20.0
Fluorene	Ave	1.247	1.220	0.9000	9.78	10.0	-2.2	20.0
4,6-Dinitro-2-methylphenol	Lin1		0.1427	0.0100	19.0	20.0	-5.2	20.0
N-Nitrosodiphenylamine	Ave	0.5221	0.5302	0.0100	20.3	20.0	1.6	20.0
1,2-Diphenylhydrazine(as Azobenzene)	Ave	0.8368	0.7811		9.33	10.0	-6.7	20.0
4-Bromophenyl phenyl ether	Ave	0.1966	0.2036	0.1000	10.4	10.0	3.5	20.0
Hexachlorobenzene	Ave	0.1978	0.2020	0.1000	10.2	10.0	2.2	20.0
Atrazine	Ave	0.1820	0.1839	0.0100	20.2	20.0	1.0	20.0
Pentachlorophenol	Ave	0.1350	0.1487	0.0500	22.0	20.0	10.2	20.0
Phenanthrene	Ave	1.040	1.041	0.7000	10.0	10.0	0.0	20.0
Anthracene	Ave	1.056	1.041	0.7000	9.86	10.0	-1.4	20.0
Carbazole	Ave	0.9213	0.9516	0.0100	10.3	10.0	3.3	20.0
Di-n-butyl phthalate	Ave	1.088	1.144	0.0100	10.5	10.0	5.2	20.0
Fluoranthene	Ave	1.169	1.192	0.6000	10.2	10.0	2.0	20.0
Benzidine	Ave	0.1911	0.2072		21.7	20.0	8.4	20.0
Pyrene	Ave	1.075	1.052	0.6000	9.78	10.0	-2.2	20.0
Butyl benzyl phthalate	Ave	0.4399	0.4447	0.0100	10.1	10.0	1.1	20.0
3,3'-Dichlorobenzidine	Ave	0.3389	0.3650	0.0100	21.5	20.0	7.7	20.0
Bis(2-ethylhexyl) phthalate	Ave	0.6123	0.6305	0.0100	10.3	10.0	3.0	20.0
Benzo[a]anthracene	Ave	1.046	1.044	0.8000	9.97	10.0	-0.3	20.0
Chrysene	Ave	0.9811	0.9655	0.7000	9.84	10.0	-1.6	20.0
Di-n-octyl phthalate	Ave	1.167	1.190	0.0100	10.2	10.0	2.0	20.0
Benzo[b]fluoranthene	Ave	1.045	1.080	0.7000	10.3	10.0	3.3	20.0
Benzo[k]fluoranthene	Ave	1.139	1.124	0.7000	9.87	10.0	-1.3	20.0
Benzo[a]pyrene	Ave	1.022	1.021	0.7000	9.99	10.0	-0.1	20.0
Indeno[1,2,3-cd]pyrene	Ave	1.147	1.174	0.5000	10.2	10.0	2.4	20.0
Dibenzo(a,h)anthracene	Ave	0.9777	0.9825	0.4000	10.0	10.0	0.5	20.0

FORM VII
GC/MS SEMI VOA CONTINUING CALIBRATION DATA

Lab Name: TestAmerica Canton Job No.: 240-28500-1

SDG No.:

Lab Sample ID: CCV 240-101122/2 Calibration Date: 09/12/2013 08:49

Instrument ID: A4HP7 Calib Start Date: 09/05/2013 15:47

GC Column: RXI-5SILMS ID: 0.45(mm) Calib End Date: 09/05/2013 19:11

Lab File ID: 30912002.D Conc. Units: ng/uL

ANALYTE	CURVE TYPE	AVE RRF	RRF	MIN RRF	CALC AMOUNT	SPIKE AMOUNT	%D	MAX %D
Benzo[g,h,i]perylene	Ave	0.9666	0.9932	0.5000	10.3	10.0	2.8	20.0
2-Fluorophenol (Surr)	Ave	1.308	1.321		10.1	10.0	1.0	20.0
Phenol-d5 (Surr)	Ave	1.764	1.675		9.50	10.0	-5.0	20.0
Nitrobenzene-d5 (Surr)	Ave	0.4333	0.4069		9.39	10.0	-6.1	20.0
2-Fluorobiphenyl (Surr)	Ave	1.246	1.191		9.56	10.0	-4.4	20.0
2,4,6-Tribromophenol (Surr)	Ave	0.1467	0.1562		10.6	10.0	6.5	20.0
Terphenyl-d14 (Surr)	Ave	0.6557	0.6494		9.90	10.0	-1.0	20.0

FORM IV
GC/MS SEMI VOA METHOD BLANK SUMMARY

Lab Name: TestAmerica Canton Job No.: 240-28500-1

SDG No.:

Lab File ID: 30912004.D Lab Sample ID: MB 240-100631/23-B

Matrix: Solid Date Extracted: 09/09/2013 09:43

Instrument ID: A4HP7 Date Analyzed: 09/12/2013 09:39

Level:(Low/Med) Low

THIS METHOD BLANK APPLIES TO THE FOLLOWING SAMPLES:

CLIENT SAMPLE ID	LAB SAMPLE ID	LAB FILE ID	DATE ANALYZED
	LCS 240-100631/24-A	30912005.D	09/12/2013 10:03
DR-SB-214-10-12	240-28500-4	30912012.D	09/12/2013 12:57
DR-SB-213-10-12	240-28500-2	30912013.D	09/12/2013 13:22
DR-SB-213-04-06	240-28500-1	30912015.D	09/12/2013 14:11
DR-SB-214-0-02	240-28500-3	30912016.D	09/12/2013 14:36

FORM I

GC/MS SEMI VOA ORGANICS ANALYSIS DATA SHEET

Lab Name: TestAmerica Canton Job No.: 240-28500-1

SDG No.:

Client Sample ID: Lab Sample ID: MB 240-100631/23-B

Matrix: Solid Lab File ID: 30912004.D

Analysis Method: 8270D Date Collected:

Extract. Method: 3540C Date Extracted: 09/09/2013 09:43

Sample wt/vol: 30.0(g) Date Analyzed: 09/12/2013 09:39

Con. Extract Vol.: 2.0(mL) Dilution Factor: 1

Injection Volume: 1(uL) Level: (low/med) Low

% Moisture: GPC Cleanup:(Y/N) N

Analysis Batch No.: 101122 Units: ug/Kg

CAS NO.	COMPOUND NAME	RESULT	Q	RL	MDL
92-52-4	1,1'-Biphenyl	50	U	50	3.5
88-06-2	2,4,6-Trichlorophenol	150	U	150	8.9
95-95-4	2,4,5-Trichlorophenol	150	U	150	25
120-83-2	2,4-Dichlorophenol	150	U	150	20
105-67-9	2,4-Dimethylphenol	150	U	150	20
51-28-5	2,4-Dinitrophenol	330	U	330	21
121-14-2	2,4-Dinitrotoluene	200	U	200	17
91-58-7	2-Chloronaphthalene	50	U	50	0.45
95-57-8	2-Chlorophenol	50	U	50	8.2
91-57-6	2-Methylnaphthalene	6.7	U	6.7	0.50
95-48-7	2-Methylphenol	200	U	200	11
88-74-4	2-Nitroaniline	200	U	200	9.1
88-75-5	2-Nitrophenol	50	U	50	8.3
15831-10-4	3 & 4 Methylphenol	400	U	400	20
91-94-1	3,3'-Dichlorobenzidine	100	U	100	18
99-09-2	3-Nitroaniline	200	U	200	16
534-52-1	4,6-Dinitro-2-methylphenol	150	U	150	9.2
101-55-3	4-Bromophenyl phenyl ether	50	U	50	13
59-50-7	4-Chloro-3-methylphenol	150	U	150	21
106-47-8	4-Chloroaniline	150	U	150	17
7005-72-3	4-Chlorophenyl phenyl ether	50	U	50	13
100-01-6	4-Nitroaniline	200	U	200	26
83-32-9	Acenaphthene	6.7	U	6.7	0.76
208-96-8	Acenaphthylene	6.7	U	6.7	0.35
98-86-2	Acetophenone	100	U	100	9.2
120-12-7	Anthracene	6.7	U	6.7	0.78
1912-24-9	Atrazine	200	U	200	9.1
100-52-7	Benzaldehyde	100	U	100	12
56-55-3	Benzo[a]anthracene	6.7	U	6.7	0.63
50-32-8	Benzo[a]pyrene	6.7	U	6.7	0.64
205-99-2	Benzo[b]fluoranthene	6.7	U	6.7	0.59
191-24-2	Benzo[g,h,i]perylene	6.7	U	6.7	0.35
207-08-9	Benzo[k]fluoranthene	6.7	U	6.7	0.68
111-91-1	Bis(2-chloroethoxy)methane	100	U	100	22

FORM I
GC/MS SEMI VOA ORGANICS ANALYSIS DATA SHEET

Lab Name: TestAmerica Canton | Job No.: 240-28500-1

SDG No.:

Client Sample ID: | Lab Sample ID: MB 240-100631/23-B

Matrix: Solid | Lab File ID: 30912004.D

Analysis Method: 8270D | Date Collected:

Extract. Method: 3540C | Date Extracted: 09/09/2013 09:43

Sample wt/vol: 30.0(g) | Date Analyzed: 09/12/2013 09:39

Con. Extract Vol.: 2.0(mL) | Dilution Factor: 1

Injection Volume: 1(uL) | Level: (low/med) Low

% Moisture: | GPC Cleanup:(Y/N) N

Analysis Batch No.: 101122 | Units: ug/Kg

CAS NO.	COMPOUND NAME	RESULT	Q	RL	MDL
111-44-4	Bis(2-chloroethyl)ether	100	U	100	2.0
117-81-7	Bis(2-ethylhexyl) phthalate	25.4	J	70	19
85-68-7	Butyl benzyl phthalate	70	U	70	10
105-60-2	Caprolactam	330	U	330	37
86-74-8	Carbazole	50	U	50	27
218-01-9	Chrysene	6.7	U	6.7	1.1
84-74-2	Di-n-butyl phthalate	59.0	J	70	15
117-84-0	Di-n-octyl phthalate	70	U	70	7.9
53-70-3	Dibenzo(a,h)anthracene	6.7	U	6.7	0.66
132-64-9	Dibenzofuran	50	U	50	0.66
84-66-2	Diethyl phthalate	43.8	J	70	16
131-11-3	Dimethyl phthalate	70	U	70	17
206-44-0	Fluoranthene	6.7	U	6.7	0.55
86-73-7	Fluorene	6.7	U	6.7	0.53
118-74-1	Hexachlorobenzene	6.7	U	6.7	2.1
87-68-3	Hexachlorobutadiene	50	U	50	5.6
77-47-4	Hexachlorocyclopentadiene	330	U	330	8.1
67-72-1	Hexachloroethane	50	U	50	9.0
193-39-5	Indeno[1,2,3-cd]pyrene	6.7	U	6.7	0.35
78-59-1	Isophorone	50	U	50	13
621-64-7	N-Nitrosodi-n-propylamine	50	U	50	6.3
62-75-9	N-Nitrosodimethylamine	100	U	100	16
86-30-6	N-Nitrosodiphenylamine	50	U	50	21
91-20-3	Naphthalene	6.7	U	6.7	0.82
98-95-3	Nitrobenzene	100	U	100	2.2
87-86-5	Pentachlorophenol	150	U	150	9.1
85-01-8	Phenanthrene	6.7	U	6.7	0.73
108-95-2	Phenol	50	U	50	7.3
129-00-0	Pyrene	6.7	U	6.7	0.44
108-60-1	2,2'-oxybis[1-chloropropane]	100	U	100	9.5
606-20-2	2,6-Dinitrotoluene	200	U	200	21
100-02-7	4-Nitrophenol	330	U	330	17

FORM I

GC/MS SEMI VOA ORGANICS ANALYSIS DATA SHEET

Lab Name: TestAmerica Canton | Job No.: 240-28500-1

SDG No.:

Client Sample ID: | Lab Sample ID: MB 240-100631/23-B

Matrix: Solid | Lab File ID: 30912004.D

Analysis Method: 8270D | Date Collected:

Extract. Method: 3540C | Date Extracted: 09/09/2013 09:43

Sample wt/vol: 30.0(g) | Date Analyzed: 09/12/2013 09:39

Con. Extract Vol.: 2.0(mL) | Dilution Factor: 1

Injection Volume: 1(uL) | Level: (low/med) Low

% Moisture: | GPC Cleanup:(Y/N) N

Analysis Batch No.: 101122 | Units: ug/Kg

CAS NO.	SURROGATE	%REC	Q	LIMITS
1718-51-0	Terphenyl-d14 (Surr)	75		36-110
4165-62-2	Phenol-d5 (Surr)	53		26-110
4165-60-0	Nitrobenzene-d5 (Surr)	48		20-110
367-12-4	2-Fluorophenol (Surr)	54		24-110
321-60-8	2-Fluorobiphenyl (Surr)	49		24-110
118-79-6	2,4,6-Tribromophenol (Surr)	46		10-110

FORM II
GC/MS SEMI VOA SURROGATE RECOVERY

Lab Name: TestAmerica Canton Job No.: 240-28500-1

SDG No.:

Matrix: Solid Level: Low

GC Column (1): RXI-5SILMS ID: 0.45 (mm)

Client Sample ID	Lab Sample ID	2FP #	PHL #	NBZ #	FBP #	TBP #	TPH #
DR-SB-213-04-06	240-28500-1	79	74	69	73	69	99
DR-SB-213-10-12	240-28500-2	61	59	54	57	64	88
DR-SB-214-0-02	240-28500-3	66	64	60	64	44	88
DR-SB-214-10-12	240-28500-4	65	65	55	63	74	97
DR-SB-215-0-02	240-28500-5	65	62	59	63	56	94
DR-SB-215-06-08	240-28500-6	73	72	67	72	75	107
DR-SB-216-02-04	240-28500-7	59	59	52	60	68	84
DR-SB-216-06-08	240-28500-8	54	55	45	48	64	93
DR-SB-217-02-04	240-28500-9	64	65	56	60	76	100
DR-SB-217-06-08	240-28500-10	59	57	54	57	66	84
DR-SB-218-02-04	240-28500-11	64	64	58	63	59	94
DR-SB-218-06-08	240-28500-12	61	59	53	57	68	83
DR-SB-DUP02	240-28500-14	70	69	62	67	68	94
	MB 240-100631/23-B	54	53	48	49	46	75
	MB 240-100647/23-A	56	54	52	54	30	87
	LCS 240-100631/24-A	58	58	53	57	56	85
	LCS 240-100647/24-A	73	69	65	68	68	96
	240-28176-H-10-J MS RE	70	67	63	66	57	92
	240-28176-H-10-K MSD RE	71	72	64	72	62	98

	QC LIMITS
2FP = 2-Fluorophenol (Surr)	24-110
PHL = Phenol-d5 (Surr)	26-110
NBZ = Nitrobenzene-d5 (Surr)	20-110
FBP = 2-Fluorobiphenyl (Surr)	24-110
TBP = 2,4,6-Tribromophenol (Surr)	10-110
TPH = Terphenyl-d14 (Surr)	36-110

Column to be used to flag recovery values

FORM II 8270D

FORM III
GC/MS SEMI VOA LAB CONTROL SAMPLE RECOVERY

Lab Name: TestAmerica Canton Job No.: 240-28500-1

SDG No.:

Matrix: Solid Level: Low Lab File ID: 30912005.D

Lab ID: LCS 240-100631/24-A Client ID:

COMPOUND	SPIKE ADDED (ug/Kg)	LCS CONCENTRATION (ug/Kg)	LCS % REC	QC LIMITS REC	#
1,1'-Biphenyl	667	375	56	35-110	
1,4-Dioxane	667	185	28	10-110	
2,4,6-Trichlorophenol	667	353	53	12-110	
2,4,5-Trichlorophenol	667	411	62	25-110	
2,4-Dichlorophenol	667	411	62	39-110	
2,4-Dimethylphenol	667	396	59	29-110	
2,4-Dinitrophenol	1330	432	32	10-110	
2,4-Dinitrotoluene	667	503	75	48-110	
2-Chloronaphthalene	667	376	56	32-110	
2-Chlorophenol	667	379	57	37-110	
2-Methylnaphthalene	667	373	56	36-110	
2-Methylphenol	667	369	55	41-110	
2-Nitroaniline	667	440	66	45-110	
2-Nitrophenol	667	390	58	34-110	
3 & 4 Methylphenol	667	382 J	57	40-110	
3,3'-Dichlorobenzidine	1330	918	69	28-110	
3-Nitroaniline	667	465	70	44-110	
4,6-Dinitro-2-methylphenol	1330	727	55	10-110	
4-Bromophenyl phenyl ether	667	454	68	39-110	
4-Chloro-3-methylphenol	667	438	66	48-110	
4-Chloroaniline	667	374	56	30-110	
4-Chlorophenyl phenyl ether	667	430	64	40-110	
4-Nitroaniline	667	505	76	48-110	
Acenaphthene	667	382	57	38-110	
Acenaphthylene	667	369	55	40-110	
Acetophenone	667	348	52	40-110	
Anthracene	667	449	67	48-110	
Atrazine	1330	1010	76	66-127	
Benzaldehyde	1330	308	23	32-110	*
Benzo[a]anthracene	667	466	70	50-110	
Benzo[a]pyrene	667	473	71	44-110	
Benzo[b]fluoranthene	667	486	73	43-110	
Benzo[g,h,i]perylene	667	477	72	51-110	
Benzo[k]fluoranthene	667	458	69	38-105	
Bis(2-chloroethoxy)methane	667	369	55	32-110	
Bis(2-chloroethyl)ether	667	353	53	34-110	
Bis(2-ethylhexyl) phthalate	667	517	78	50-110	
Butyl benzyl phthalate	667	482	72	51-110	
Caprolactam	1330	1100	83	44-114	
Carbazole	667	482	72	50-110	
Chrysene	667	468	70	50-110	
Di-n-butyl phthalate	667	544	82	51-110	

Column to be used to flag recovery and RPD values

FORM III 8270D

FORM III
GC/MS SEMI VOA LAB CONTROL SAMPLE RECOVERY

Lab Name: TestAmerica Canton Job No.: 240-28500-1

SDG No.:

Matrix: Solid Level: Low Lab File ID: 30912005.D

Lab ID: LCS 240-100631/24-A Client ID:

COMPOUND	SPIKE ADDED (ug/Kg)	LCS CONCENTRATION (ug/Kg)	LCS % REC	QC LIMITS REC	#
Di-n-octyl phthalate	667	467	70	48-110	
Dibenzo(a,h)anthracene	667	479	72	51-110	
Dibenzofuran	667	408	61	43-110	
Diethyl phthalate	667	496	74	52-110	
Dimethyl phthalate	667	443	66	50-110	
Fluoranthene	667	474	71	51-110	
Fluorene	667	421	63	46-110	
Hexachlorobenzene	667	448	67	43-110	
Hexachlorobutadiene	667	372	56	29-110	
Hexachlorocyclopentadiene	667	270 J	41	12-110	
Hexachloroethane	667	350	52	30-110	
Indeno[1,2,3-cd]pyrene	667	478	72	50-110	
Isophorone	667	355	53	36-110	
N-Nitrosodi-n-propylamine	667	346	52	38-110	
N-Nitrosodimethylamine	667	339	51	31-110	
N-Nitrosodiphenylamine	1330	887	67	46-110	
Naphthalene	667	362	54	36-110	
Nitrobenzene	667	356	53	32-110	
Pentachlorophenol	1330	673	50	10-110	
Phenanthrene	667	447	67	49-110	
Phenol	667	372	56	38-110	
Pyrene	667	454	68	49-110	
2,2'-oxybis[1-chloropropane]	667	363	54	29-110	
2,6-Dinitrotoluene	667	475	71	45-110	
4-Nitrophenol	1330	846	63	28-110	

Column to be used to flag recovery and RPD values

FORM III 8270D

FORM III
GC/MS SEMI VOA LAB CONTROL SAMPLE RECOVERY

Lab Name: TestAmerica Canton Job No.: 240-28500-1

SDG No.:

Matrix: Solid Level: Low Lab File ID: 30911004.D

Lab ID: LCS 240-100647/24-A Client ID:

COMPOUND	SPIKE ADDED (ug/Kg)	LCS CONCENTRATION (ug/Kg)	LCS % REC	QC LIMITS REC	#
1,1'-Biphenyl	667	436	65	35-110	
1,4-Dioxane	667	181	27	10-110	
2,4,6-Trichlorophenol	667	432	65	12-110	
2,4,5-Trichlorophenol	667	460	69	25-110	
2,4-Dichlorophenol	667	470	71	39-110	
2,4-Dimethylphenol	667	473	71	29-110	
2,4-Dinitrophenol	1330	464	35	10-110	
2,4-Dinitrotoluene	667	514	77	48-110	
2-Chloronaphthalene	667	445	67	32-110	
2-Chlorophenol	667	452	68	37-110	
2-Methylnaphthalene	667	450	67	36-110	
2-Methylphenol	667	427	64	41-110	
2-Nitroaniline	667	461	69	45-110	
2-Nitrophenol	667	471	71	34-110	
3 & 4 Methylphenol	667	452	68	40-110	
3,3'-Dichlorobenzidine	1330	986	74	28-110	
3-Nitroaniline	667	483	73	44-110	
4,6-Dinitro-2-methylphenol	1330	709	53	10-110	
4-Bromophenyl phenyl ether	667	497	75	39-110	
4-Chloro-3-methylphenol	667	448	67	48-110	
4-Chloroaniline	667	408	61	30-110	
4-Chlorophenyl phenyl ether	667	460	69	40-110	
4-Nitroaniline	667	520	78	48-110	
Acenaphthene	667	435	65	38-110	
Acenaphthylene	667	418	63	40-110	
Acetophenone	667	422	63	40-110	
Anthracene	667	484	73	48-110	
Atrazine	1330	1110	83	66-127	
Benzaldehyde	1330	320	24	32-110	*
Benzo[a]anthracene	667	526	79	50-110	
Benzo[a]pyrene	667	536	80	44-110	
Benzo[b]fluoranthene	667	538	81	43-110	
Benzo[g,h,i]perylene	667	545	82	51-110	
Benzo[k]fluoranthene	667	544	82	38-105	
Bis(2-chloroethoxy)methane	667	446	67	32-110	
Bis(2-chloroethyl)ether	667	428	64	34-110	
Bis(2-ethylhexyl) phthalate	667	565	85	50-110	
Butyl benzyl phthalate	667	544	82	51-110	
Caprolactam	1330	1200	90	44-114	
Carbazole	667	521	78	50-110	
Chrysene	667	531	80	50-110	
Di-n-butyl phthalate	667	565	85	51-110	

Column to be used to flag recovery and RPD values

FORM III 8270D

FORM III
GC/MS SEMI VOA LAB CONTROL SAMPLE RECOVERY

Lab Name: TestAmerica Canton Job No.: 240-28500-1

SDG No.:

Matrix: Solid Level: Low Lab File ID: 30911004.D

Lab ID: LCS 240-100647/24-A Client ID:

COMPOUND	SPIKE ADDED (ug/Kg)	LCS CONCENTRATION (ug/Kg)	LCS % REC	QC LIMITS REC	#
Di-n-octyl phthalate	667	537	81	48-110	
Dibenzo(a,h)anthracene	667	528	79	51-110	
Dibenzofuran	667	453	68	43-110	
Diethyl phthalate	667	487	73	52-110	
Dimethyl phthalate	667	476	71	50-110	
Fluoranthene	667	506	76	51-110	
Fluorene	667	459	69	46-110	
Hexachlorobenzene	667	475	71	43-110	
Hexachlorobutadiene	667	453	68	29-110	
Hexachlorocyclopentadiene	667	340	51	12-110	
Hexachloroethane	667	393	59	30-110	
Indeno[1,2,3-cd]pyrene	667	539	81	50-110	
Isophorone	667	417	63	36-110	
N-Nitrosodi-n-propylamine	667	433	65	38-110	
N-Nitrosodimethylamine	667	402	60	31-110	
N-Nitrosodiphenylamine	1330	942	71	46-110	
Naphthalene	667	432	65	36-110	
Nitrobenzene	667	425	64	32-110	
Pentachlorophenol	1330	739	55	10-110	
Phenanthrene	667	481	72	49-110	
Phenol	667	481	72	38-110	
Pyrene	667	522	78	49-110	
2,2'-oxybis[1-chloropropane]	667	429	64	29-110	
2,6-Dinitrotoluene	667	483	72	45-110	
4-Nitrophenol	1330	974	73	28-110	

Column to be used to flag recovery and RPD values

FORM III 8270D

FORM III
GC/MS SEMI VOA MATRIX SPIKE RECOVERY

Lab Name: TestAmerica Canton Job No.: 240-28500-1

SDG No.:

Matrix: Solid Level: Low Lab File ID: 30911006.D

Lab ID: 240-28176-H-10-J MS RE Client ID:

COMPOUND	SPIKE ADDED (ug/Kg)	SAMPLE CONCENTRATION (ug/Kg)	MS CONCENTRATION (ug/Kg)	MS % REC	QC LIMITS REC	#
2,4,6-Trichlorophenol	741	170 U	423	57	10-110	
2,4,5-Trichlorophenol	741	170 U	479	65	10-117	
2,4-Dichlorophenol	741	170 U	514	69	10-110	
2,4-Dimethylphenol	741	170 U	603	81	10-110	
2,4-Dinitrophenol	1480	370 U	879	59	10-110	
2,4-Dinitrotoluene	741	220 U	561	76	32-110	
2-Chloronaphthalene	741	56 U	483	65	28-110	
2-Chlorophenol	741	56 U	490	66	10-110	
2-Methylnaphthalene	741	27	517	66	10-133	
2-Methylphenol	741	220 U	486	66	24-110	
2-Nitroaniline	741	220 U	522	70	39-110	
2-Nitrophenol	741	56 U	506	68	10-110	
3 & 4 Methylphenol	741	450 U	501	68	25-110	
3,3'-Dichlorobenzidine	1480	110 U	610	41	10-110	
3-Nitroaniline	741	220 U	406	55	10-110	
4,6-Dinitro-2-methylphenol	1480	170 U	932	63	10-110	
4-Bromophenyl phenyl ether	741	56 U	568	77	33-110	
4-Chloro-3-methylphenol	741	170 U	541	73	25-110	
4-Chloroaniline	741	170 U	369	50	10-110	
4-Chlorophenyl phenyl ether	741	56 U	524	71	32-110	
4-Nitroaniline	741	220 U	420	57	10-110	
Acenaphthene	741	7.4 U	479	65	22-110	
Acenaphthylene	741	7.4 U	469	63	24-110	
Anthracene	741	6.5 J	551	73	20-110	
Benzo[a]anthracene	741	19	573	75	10-122	
Benzo[a]pyrene	741	17	575	75	10-110	
Benzo[b]fluoranthene	741	33	585	75	12-118	
Benzo[g,h,i]perylene	741	23	640	83	10-117	
Benzo[k]fluoranthene	741	9.1	577	77	10-121	
Bis(2-chloroethoxy)methane	741	110 U	482	65	26-110	
Bis(2-chloroethyl)ether	741	110 U	460	62	21-110	
Bis(2-ethylhexyl) phthalate	741	24 J	625	81	40-110	
Butyl benzyl phthalate	741	78 U	609	82	44-110	
Carbazole	741	56 U	591	80	34-110	
Chrysene	741	42	595	75	10-125	
Di-n-butyl phthalate	741	32 J	634	81	43-110	
Di-n-octyl phthalate	741	78 U	586	79	24-119	
Dibenzo(a,h)anthracene	741	7.4 U	612	83	14-113	
Dibenzofuran	741	6.2 J	512	68	29-110	
Diethyl phthalate	741	78 U	538	73	42-110	
Dimethyl phthalate	741	78 U	522	70	41-110	
Fluoranthene	741	41	588	74	10-110	

Column to be used to flag recovery and RPD values

FORM III 8270D

FORM III
GC/MS SEMI VOA MATRIX SPIKE RECOVERY

Lab Name: TestAmerica Canton Job No.: 240-28500-1

SDG No.:

Matrix: Solid Level: Low Lab File ID: 30911006.D

Lab ID: 240-28176-H-10-J MS RE Client ID:

COMPOUND	SPIKE ADDED (ug/Kg)	SAMPLE CONCENTRATION (ug/Kg)	MS CONCENTRATION (ug/Kg)	MS % REC	QC LIMITS REC	#
Fluorene	741	7.4 U	515	70	23-110	
Hexachlorobenzene	741	7.4 U	555	75	34-110	
Hexachlorobutadiene	741	56 U	468	63	25-110	
Hexachlorocyclopentadiene	741	370 U	370 U	0	10-110	F
Hexachloroethane	741	56 U	429	58	12-110	
Indeno[1,2,3-cd]pyrene	741	12	614	81	10-114	
Isophorone	741	56 U	460	62	29-110	
N-Nitrosodi-n-propylamine	741	56 U	473	64	26-110	
N-Nitrosodiphenylamine	1480	56 U	1100	74	22-110	
Naphthalene	741	7.4 U	472	64	10-111	
Nitrobenzene	741	110 U	457	62	23-110	
Pentachlorophenol	1480	170 U	508	34	10-110	
Phenanthrene	741	55	593	73	10-166	
Phenol	741	56 U	496	67	17-110	
Pyrene	741	37	572	72	10-147	
2,2'-oxybis[1-chloropropane]	741	110 U	458	62	11-110	
2,6-Dinitrotoluene	741	220 U	537	72	35-110	
4-Nitrophenol	1480	370 U	1010	68	10-113	

Column to be used to flag recovery and RPD values

FORM III 8270D

FORM III
GC/MS SEMI VOA MATRIX SPIKE DUPLICATE RECOVERY

Lab Name: TestAmerica Canton Job No.: 240-28500-1

SDG No.:

Matrix: Solid Level: Low Lab File ID: 30911007.D

Lab ID: 240-28176-H-10-K MSD RE Client ID:

COMPOUND	SPIKE ADDED (ug/Kg)	MSD CONCENTRATION (ug/Kg)	MSD % REC	% RPD	QC LIMITS RPD	QC LIMITS REC	#
2,4,6-Trichlorophenol	749	482	64	13	38	10-110	
2,4,5-Trichlorophenol	749	537	72	11	99	10-117	
2,4-Dichlorophenol	749	554	74	8	34	10-110	
2,4-Dimethylphenol	749	633	85	5	31	10-110	
2,4-Dinitrophenol	1500	865	58	2	99	10-110	
2,4-Dinitrotoluene	749	616	82	9	30	32-110	
2-Chloronaphthalene	749	525	70	8	30	28-110	
2-Chlorophenol	749	527	70	7	47	10-110	
2-Methylnaphthalene	749	569	72	10	42	10-133	
2-Methylphenol	749	522	70	7	51	24-110	
2-Nitroaniline	749	569	76	8	31	39-110	
2-Nitrophenol	749	545	73	8	49	10-110	
3 & 4 Methylphenol	749	555	74	10	50	25-110	
3,3'-Dichlorobenzidine	1500	682	46	11	56	10-110	
3-Nitroaniline	749	457	61	12	30	10-110	
4,6-Dinitro-2-methylphenol	1500	959	64	3	55	10-110	
4-Bromophenyl phenyl ether	749	602	80	6	30	33-110	
4-Chloro-3-methylphenol	749	594	79	9	54	25-110	
4-Chloroaniline	749	374	50	1	36	10-110	
4-Chlorophenyl phenyl ether	749	568	76	8	30	32-110	
4-Nitroaniline	749	502	67	18	48	10-110	
Acenaphthene	749	527	70	9	99	22-110	
Acenaphthylene	749	509	68	8	99	24-110	
Anthracene	749	605	80	9	99	20-110	
Benzo[a]anthracene	749	626	81	9	99	10-122	
Benzo[a]pyrene	749	624	81	8	99	10-110	
Benzo[b]fluoranthene	749	643	82	9	99	12-118	
Benzo[g,h,i]perylene	749	663	85	4	99	10-117	
Benzo[k]fluoranthene	749	599	79	4	99	10-121	
Bis(2-chloroethoxy)methane	749	508	68	5	37	26-110	
Bis(2-chloroethyl)ether	749	488	65	6	55	21-110	
Bis(2-ethylhexyl) phthalate	749	678	87	8	30	40-110	
Butyl benzyl phthalate	749	648	87	6	30	44-110	
Carbazole	749	631	84	7	30	34-110	
Chrysene	749	662	83	11	99	10-125	
Di-n-butyl phthalate	749	676	86	6	30	43-110	
Di-n-octyl phthalate	749	621	83	6	30	24-119	
Dibenzo(a,h)anthracene	749	639	85	4	99	14-113	
Dibenzofuran	749	553	73	8	30	29-110	
Diethyl phthalate	749	567	76	5	30	42-110	
Dimethyl phthalate	749	563	75	8	30	41-110	
Fluoranthene	749	656	82	11	99	10-110	

Column to be used to flag recovery and RPD values

FORM III 8270D

FORM III
GC/MS SEMI VOA MATRIX SPIKE DUPLICATE RECOVERY

Lab Name: TestAmerica Canton Job No.: 240-28500-1

SDG No.:

Matrix: Solid Level: Low Lab File ID: 30911007.D

Lab ID: 240-28176-H-10-K MSD RE Client ID:

COMPOUND	SPIKE ADDED (ug/Kg)	MSD CONCENTRATION (ug/Kg)	MSD % REC	% RPD	QC LIMITS RPD	QC LIMITS REC	#
Fluorene	749	566	76	9	99	23-110	
Hexachlorobenzene	749	604	81	8	30	34-110	
Hexachlorobutadiene	749	490	66	5	34	25-110	
Hexachlorocyclopentadiene	749	370 U	0	NC	79	10-110	F
Hexachloroethane	749	398	53	7	50	12-110	
Indeno[1,2,3-cd]pyrene	749	647	85	5	99	10-114	
Isophorone	749	484	65	5	38	29-110	
N-Nitrosodi-n-propylamine	749	501	67	6	42	26-110	
N-Nitrosodiphenylamine	1500	1210	81	9	30	22-110	
Naphthalene	749	502	67	6	99	10-111	
Nitrobenzene	749	480	64	5	41	23-110	
Pentachlorophenol	1500	557	37	9	50	10-110	
Phenanthrene	749	669	82	12	99	10-166	
Phenol	749	532	71	7	53	17-110	
Pyrene	749	629	79	9	99	10-147	
2,2'-oxybis[1-chloropropane]	749	471	63	3	42	11-110	
2,6-Dinitrotoluene	749	590	79	10	30	35-110	
4-Nitrophenol	1500	1130	76	12	49	10-113	

Column to be used to flag recovery and RPD values

FORM III 8270D

FORM VIII

GC/MS SEMI VOA INTERNAL STANDARD AREA AND RETENTION TIME SUMMARY

Lab Name: TestAmerica Canton Job No.: 240-28500-1

SDG No.:

Sample No.: STD6 240-100302/10 Date Analyzed: 09/05/2013 19:11

Instrument ID: A4HP7 GC Column: RXI-5SILMS ID: 0.45(mm)

Lab File ID (Standard): 30905010.D Heated Purge: (Y/N) N

Calibration ID: 17254

		DCB		NPT		ANT	
		AREA #	RT #	AREA #	RT #	AREA #	RT #
INITIAL CALIBRATION MID-POINT		292234	6.22	1223720	7.33	745016	8.83
UPPER LIMIT		584468	6.72	2447440	7.83	1490032	9.33
LOWER LIMIT		146117	5.72	611860	6.83	372508	8.33
LAB SAMPLE ID	CLIENT SAMPLE ID						
ICV 240-100302/11		249818	6.22	1038836	7.33	612033	8.84
CCV 240-100975/2 CCVIS		229172	6.18	926376	7.32	552272	8.83
CCV 240-101122/2 CCVIS		238375	6.17	960763	7.31	563487	8.82

DCB = 1,4-Dichlorobenzene-d4
NPT = Naphthalene-d8
ANT = Acenaphthene-d10

Area Limit = 50%-200% of internal standard area
RT Limit = ± 0.5 minutes of internal standard RT

Column used to flag values outside QC limits

FORM VIII 8270D

FORM VIII

GC/MS SEMI VOA INTERNAL STANDARD AREA AND RETENTION TIME SUMMARY

Lab Name: TestAmerica Canton Job No.: 240-28500-1

SDG No.:

Sample No.: STD6 240-100302/10 Date Analyzed: 09/05/2013 19:11

Instrument ID: A4HP7 GC Column: RXI-5SILMS ID: 0.45(mm)

Lab File ID (Standard): 30905010.D Heated Purge: (Y/N) N

Calibration ID: 17254

		PHN		CRY		PRY	
		AREA #	RT #	AREA #	RT #	AREA #	RT #
INITIAL CALIBRATION MID-POINT		1260524	10.10	1443215	12.82	1266035	15.02
UPPER LIMIT		2521048	10.60	2886430	13.32	2532070	15.52
LOWER LIMIT		630262	9.60	721608	12.32	633018	14.52
LAB SAMPLE ID	CLIENT SAMPLE ID						
ICV 240-100302/11		1017520	10.10	1185617	12.82	1033040	15.01
CCV 240-100975/2 CCVIS		956889	10.08	1089600	12.77	959275	14.95
CCV 240-101122/2 CCVIS		962876	10.09	1125444	12.79	1015932	14.97

PHN = Phenanthrene-d10
CRY = Chrysene-d12
PRY = Perylene-d12

Area Limit = 50%-200% of internal standard area
RT Limit = ± 0.5 minutes of internal standard RT

Column used to flag values outside QC limits

FORM VIII 8270D

FORM VIII

GC/MS SEMI VOA INTERNAL STANDARD AREA AND RETENTION TIME SUMMARY

Lab Name: TestAmerica Canton Job No.: 240-28500-1

SDG No.:

Sample No.: CCV 240-100975/2 Date Analyzed: 09/11/2013 09:24

Instrument ID: A4HP7 GC Column: RXI-5SILMS ID: 0.45(mm)

Lab File ID (Standard): 30911002.D Heated Purge: (Y/N) N

Calibration ID: 17262

		DCB		NPT		ANT	
		AREA #	RT #	AREA #	RT #	AREA #	RT #
12/24 HOUR STD		229172	6.18	926376	7.32	552272	8.83
UPPER LIMIT		458344	6.68	1852752	7.82	1104544	9.33
LOWER LIMIT		114586	5.68	463188	6.82	276136	8.33
LAB SAMPLE ID	CLIENT SAMPLE ID						
MB 240-100647/23-A		186636	6.19	751234	7.32	466648	8.82
LCS 240-100647/24-A		191190	6.18	778025	7.32	482799	8.82
240-28176-H-10-J MS RE		181353	6.18	746316	7.31	463325	8.82
240-28176-H-10-K MSD RE		193866	6.18	806245	7.31	508212	8.82
240-28500-6	DR-SB-215-06-08	187791	6.19	755532	7.31	463918	8.82
240-28500-8	DR-SB-216-06-08	173459	6.18	714273	7.31	441961	8.82
240-28500-5	DR-SB-215-0-02	195862	6.19	786540	7.31	485360	8.82

DCB = 1,4-Dichlorobenzene-d4

DCB = 1,4-Dichlorobenzene-d4

NPT = Naphthalene-d8

NPT = Naphthalene-d8

Area Limit = 50%-200% of internal standard area

ANT = Acenaphthene-d10

RT Limit = ± 0.5 minutes of internal standard RT

ANT = Acenaphthene-d10

Column used to flag values outside QC limits

FORM VIII 8270D

FORM VIII

GC/MS SEMI VOA INTERNAL STANDARD AREA AND RETENTION TIME SUMMARY

Lab Name: TestAmerica Canton Job No.: 240-28500-1

SDG No.:

Sample No.: CCV 240-100975/2 Date Analyzed: 09/11/2013 09:24

Instrument ID: A4HP7 GC Column: RXI-5SILMS ID: 0.45(mm)

Lab File ID (Standard): 30911002.D Heated Purge: (Y/N) N

Calibration ID: 17262

		PHN		CRY		PRY	
		AREA #	RT #	AREA #	RT #	AREA #	RT #
12/24 HOUR STD		956889	10.08	1089600	12.77	959275	14.95
UPPER LIMIT		1913778	10.58	2179200	13.27	1918550	15.45
LOWER LIMIT		478445	9.58	544800	12.27	479638	14.45
LAB SAMPLE ID	CLIENT SAMPLE ID						
MB 240-100647/23-A		811444	10.08	866070	12.76	773759	14.95
LCS 240-100647/24-A		843327	10.08	917701	12.77	816750	14.95
240-28176-H-10-J MS RE		794991	10.08	922416	12.76	883713	14.95
240-28176-H-10-K MSD RE		868374	10.08	1019304	12.77	1005599	14.95
240-28500-6	DR-SB-215-06-08	806302	10.08	913021	12.76	863618	14.95
240-28500-8	DR-SB-216-06-08	768836	10.08	864651	12.76	802959	14.95
240-28500-5	DR-SB-215-0-02	846966	10.08	962451	12.76	861198	14.95

PHN = Phenanthrene-d10

PHN = Phenanthrene-d10

CRY = Chrysene-d12

CRY = Chrysene-d12

Area Limit = 50%-200% of internal standard area

PRY = Perylene-d12

RT Limit = ± 0.5 minutes of internal standard RT

PRY = Perylene-d12

Column used to flag values outside QC limits

FORM VIII 8270D

FORM VIII

GC/MS SEMI VOA INTERNAL STANDARD AREA AND RETENTION TIME SUMMARY

Lab Name: TestAmerica Canton Job No.: 240-28500-1

SDG No.:

Sample No.: CCV 240-101122/2 Date Analyzed: 09/12/2013 08:49

Instrument ID: A4HP7 GC Column: RXI-5SILMS ID: 0.45(mm)

Lab File ID (Standard): 30912002.D Heated Purge: (Y/N) N

Calibration ID: 17262

		DCB		NPT		ANT	
		AREA #	RT #	AREA #	RT #	AREA #	RT #
12/24 HOUR STD		238375	6.17	960763	7.31	563487	8.82
UPPER LIMIT		476750	6.67	1921526	7.81	1126974	9.32
LOWER LIMIT		119188	5.67	480382	6.81	281744	8.32
LAB SAMPLE ID	CLIENT SAMPLE ID						
MB 240-100631/23-B		190049	6.17	777485	7.30	492682	8.82
LCS 240-100631/24-A		197860	6.17	810172	7.31	509817	8.82
240-28500-4	DR-SB-214-10-12	173495	6.17	687597	7.30	440090	8.82
240-28500-2	DR-SB-213-10-12	171133	6.17	684947	7.30	430052	8.82
240-28500-1	DR-SB-213-04-06	164359	6.17	678082	7.31	414706	8.82
240-28500-3	DR-SB-214-0-02	187136	6.17	747064	7.30	473069	8.82
240-28500-11	DR-SB-218-02-04	186384	6.17	748078	7.30	462535	8.82
240-28500-9	DR-SB-217-02-04	172297	6.17	705968	7.30	452608	8.82
240-28500-14	DR-SB-DUP02	179825	6.17	726419	7.30	462547	8.82
240-28500-7	DR-SB-216-02-04	189971	6.17	760501	7.30	477552	8.82
240-28500-10	DR-SB-217-06-08	175744	6.17	697558	7.31	444115	8.82
240-28500-12	DR-SB-218-06-08	174102	6.17	704788	7.31	441986	8.82

DCB = 1,4-Dichlorobenzene-d4

DCB = 1,4-Dichlorobenzene-d4

NPT = Naphthalene-d8

NPT = Naphthalene-d8

Area Limit = 50%-200% of internal standard area

ANT = Acenaphthene-d10

RT Limit = ± 0.5 minutes of internal standard RT

ANT = Acenaphthene-d10

Column used to flag values outside QC limits

FORM VIII 8270D

FORM VIII

GC/MS SEMI VOA INTERNAL STANDARD AREA AND RETENTION TIME SUMMARY

Lab Name: TestAmerica Canton Job No.: 240-28500-1

SDG No.:

Sample No.: CCV 240-101122/2 Date Analyzed: 09/12/2013 08:49

Instrument ID: A4HP7 GC Column: RXI-5SILMS ID: 0.45(mm)

Lab File ID (Standard): 30912002.D Heated Purge: (Y/N) N

Calibration ID: 17262

		PHN		CRY		PRY	
		AREA #	RT #	AREA #	RT #	AREA #	RT #
12/24 HOUR STD		962876	10.09	1125444	12.79	1015932	14.97
UPPER LIMIT		1925752	10.59	2250888	13.29	2031864	15.47
LOWER LIMIT		481438	9.59	562722	12.29	507966	14.47
LAB SAMPLE ID	CLIENT SAMPLE ID						
MB 240-100631/23-B		865272	10.09	922956	12.79	866724	14.97
LCS 240-100631/24-A		898342	10.09	1027136	12.79	943365	14.97
240-28500-4	DR-SB-214-10-12	759261	10.09	865571	12.79	818472	14.98
240-28500-2	DR-SB-213-10-12	751305	10.09	837756	12.79	780590	14.97
240-28500-1	DR-SB-213-04-06	717795	10.09	841651	12.79	775406	14.98
240-28500-3	DR-SB-214-0-02	826467	10.09	943588	12.79	890638	14.97
240-28500-11	DR-SB-218-02-04	831715	10.09	949948	12.79	906192	14.97
240-28500-9	DR-SB-217-02-04	780691	10.09	887925	12.79	854613	14.97
240-28500-14	DR-SB-DUP02	789473	10.09	940018	12.79	907538	14.98
240-28500-7	DR-SB-216-02-04	841697	10.09	992126	12.79	965639	14.98
240-28500-10	DR-SB-217-06-08	777823	10.09	908760	12.79	884823	14.98
240-28500-12	DR-SB-218-06-08	782606	10.09	908015	12.79	867970	14.98

PHN = Phenanthrene-d10

PHN = Phenanthrene-d10

CRY = Chrysene-d12

CRY = Chrysene-d12

Area Limit = 50%-200% of internal standard area

PRY = Perylene-d12

RT Limit = ± 0.5 minutes of internal standard RT

PRY = Perylene-d12

Column used to flag values outside QC limits

FORM VIII 8270D

GC VOA ANALYSIS RUN LOG

Lab Name: TestAmerica Canton Job No.: 240-28500-1

SDG No.:

Instrument ID: YPID Start Date: 08/21/2013 11:53

Analysis Batch Number: 98316 End Date: 08/21/2013 16:00

LAB SAMPLE ID	CLIENT SAMPLE ID	DATE ANALYZED	DILUTION FACTOR	LAB FILE ID	COLUMN ID
STD1 240-98316/5 IC		08/21/2013 11:53	1	YF082105.D	RTX-VRX 0.45(mm)
STD2 240-98316/6 IC		08/21/2013 12:34	1	YF082106.D	RTX-VRX 0.45(mm)
STD3 240-98316/7 IC		08/21/2013 13:16	1	YF082107.D	RTX-VRX 0.45(mm)
STD4 240-98316/8 ICRT		08/21/2013 13:57	1	YF082108.D	RTX-VRX 0.45(mm)
STD5 240-98316/9 IC		08/21/2013 14:38	1	YF082109.D	RTX-VRX 0.45(mm)
STD6 240-98316/10 IC		08/21/2013 15:19	1	YF082110.D	RTX-VRX 0.45(mm)
ICV 240-98316/11		08/21/2013 16:00	1	YF082111.D	RTX-VRX 0.45(mm)

GC VOA ANALYSIS RUN LOG

Lab Name: TestAmerica Canton Job No.: 240-28500-1

SDG No.:

Instrument ID: YPID Start Date: 09/03/2013 12:45

Analysis Batch Number: 99923 End Date: 09/04/2013 03:10

LAB SAMPLE ID	CLIENT SAMPLE ID	DATE ANALYZED	DILUTION FACTOR	LAB FILE ID	COLUMN ID
CCV 240-99923/4 CCVRT		09/03/2013 12:45	1	YF090304.D	RTX-VRX 0.45(mm)
MB 240-99962/1-A		09/03/2013 13:37	1	YF090305.D	RTX-VRX 0.45(mm)
LCS 240-99962/2-A		09/03/2013 14:15	1	YF090306.D	RTX-VRX 0.45(mm)
ZZZZZ		09/03/2013 14:53	1		RTX-VRX 0.45(mm)
ZZZZZ		09/03/2013 15:32	1		RTX-VRX 0.45(mm)
240-28498-F-1-B MS		09/03/2013 16:10	1	YF090309.D	RTX-VRX 0.45(mm)
240-28498-F-1-C MSD		09/03/2013 16:49	1	YF090310.D	RTX-VRX 0.45(mm)
ZZZZZ		09/03/2013 17:27	1		RTX-VRX 0.45(mm)
240-28500-1	DR-SB-213-04-06	09/03/2013 18:05	1	YF090312.D	RTX-VRX 0.45(mm)
240-28500-2	DR-SB-213-10-12	09/03/2013 18:44	1	YF090313.D	RTX-VRX 0.45(mm)
240-28500-3	DR-SB-214-0-02	09/03/2013 19:22	1	YF090314.D	RTX-VRX 0.45(mm)
CCV 240-99923/15		09/03/2013 20:01	1	YF090315.D	RTX-VRX 0.45(mm)
240-28500-4	DR-SB-214-10-12	09/03/2013 20:40	1	YF090316.D	RTX-VRX 0.45(mm)
240-28500-5	DR-SB-215-0-02	09/03/2013 21:18	1	YF090317.D	RTX-VRX 0.45(mm)
240-28500-6	DR-SB-215-06-08	09/03/2013 21:57	1	YF090318.D	RTX-VRX 0.45(mm)
240-28500-7	DR-SB-216-02-04	09/03/2013 22:36	1	YF090319.D	RTX-VRX 0.45(mm)
240-28500-8	DR-SB-216-06-08	09/03/2013 23:14	1	YF090320.D	RTX-VRX 0.45(mm)
240-28500-9	DR-SB-217-02-04	09/03/2013 23:53	1	YF090321.D	RTX-VRX 0.45(mm)
240-28500-10	DR-SB-217-06-08	09/04/2013 00:32	1	YF090322.D	RTX-VRX 0.45(mm)
240-28500-11	DR-SB-218-02-04	09/04/2013 01:12	1	YF090323.D	RTX-VRX 0.45(mm)
240-28500-12	DR-SB-218-06-08	09/04/2013 01:51	1	YF090324.D	RTX-VRX 0.45(mm)
240-28500-14	DR-SB-DUP02	09/04/2013 02:31	1	YF090325.D	RTX-VRX 0.45(mm)
CCV 240-99923/26		09/04/2013 03:10	1	YF090326.D	RTX-VRX 0.45(mm)

FORM VI
GC VOA INITIAL CALIBRATION DATA
EXTERNAL STANDARD CURVE EVALUATION

Lab Name: TestAmerica Canton Job No.: 240-28500-1 Analy Batch No.: 98316

SDG No.:

Instrument ID: YPID GC Column: RTX-VRX ID: 0.45(mm) Heated Purge: (Y/N) N

Calibration Start Date: 08/21/2013 11:53 Calibration End Date: 08/21/2013 15:19 Calibration ID: 17011

Calibration Files:

LEVEL:	LAB SAMPLE ID:	LAB FILE ID:
Level 1	STD1 240-98316/5	YF082105.D
Level 2	STD2 240-98316/6	YF082106.D
Level 3	STD3 240-98316/7	YF082107.D
Level 4	STD4 240-98316/8	YF082108.D
Level 5	STD5 240-98316/9	YF082109.D
Level 6	STD6 240-98316/10	YF082110.D

ANALYTE	CF				CURVE TYPE	COEFFICIENT			#	MIN CF	%RSD	#	MAX %RSD	R^2 OR COD	#	MIN R^2 OR COD
	LVL 1 LVL 5	LVL 2 LVL 6	LVL 3	LVL 4		B	M1	M2								
Total Petroleum Hydrocarbons (C6-C10)	218793 178073	200683 168402	185221	179733	Ave		188484.161				9.7		20.0			
C6-C12	253410 192449	217081 182497	201115	194347	Ave		206816.484				12.0		20.0			
Trifluorotoluene (Surr)	208336 165275	165005 153793	163672	170026	Ave		171017.973				11.0		20.0			

Note: The m1 coefficient is the same as Ave CF for an Ave curve type.

FORM VII
GC VOA CONTINUING CALIBRATION DATA

Lab Name: TestAmerica Canton Job No.: 240-28500-1

SDG No.:

Lab Sample ID: ICV 240-98316/11 Calibration Date: 08/21/2013 16:00

Instrument ID: YPID Calib Start Date: 08/21/2013 11:53

GC Column: RTX-VRX ID: 0.45(mm) Calib End Date: 08/21/2013 15:19

Lab File ID: YF082111.D Conc. Units: ug/L Heated Purge: (Y/N) N

ANALYTE	CURVE TYPE	AVE CF	CF	MIN CF	CALC AMOUNT	SPIKE AMOUNT	%D	MAX %D
Total Petroleum Hydrocarbons (C6-C10)	Ave	188484	170634		724	800	-9.5	20.0
C6-C12	Ave	206816	191323		740	800	-7.5	20.0
Trifluorotoluene (Surr)	Ave	171018	169240		9.90	10.0	-1.0	20.0

FORM VII
GC VOA CONTINUING CALIBRATION DATA

Lab Name: TestAmerica Canton Job No.: 240-28500-1

SDG No.:

Lab Sample ID: CCV 240-99923/4 Calibration Date: 09/03/2013 12:45

Instrument ID: YPID Calib Start Date: 08/21/2013 11:53

GC Column: RTX-VRX ID: 0.45(mm) Calib End Date: 08/21/2013 15:19

Lab File ID: YF090304.D Conc. Units: ug/L Heated Purge: (Y/N) N

ANALYTE	CURVE TYPE	AVE CF	CF	MIN CF	CALC AMOUNT	SPIKE AMOUNT	%D	MAX %D
Total Petroleum Hydrocarbons (C6-C10)	Ave	188484	181671		771	800	-3.6	20.0
C6-C12	Ave	206816	197562		764	800	-4.5	20.0
Trifluorotoluene (Surr)	Ave	171018	167878		9.82	10.0	-1.8	20.0

FORM VII
GC VOA CONTINUING CALIBRATION DATA

Lab Name: TestAmerica Canton Job No.: 240-28500-1

SDG No.:

Lab Sample ID: CCV 240-99923/15 Calibration Date: 09/03/2013 20:01

Instrument ID: YPID Calib Start Date: 08/21/2013 11:53

GC Column: RTX-VRX ID: 0.45(mm) Calib End Date: 08/21/2013 15:19

Lab File ID: YF090315.D Conc. Units: ug/L Heated Purge: (Y/N) N

ANALYTE	CURVE TYPE	AVE CF	CF	MIN CF	CALC AMOUNT	SPIKE AMOUNT	%D	MAX %D
Total Petroleum Hydrocarbons (C6-C10)	Ave	188484	174295		740	800	-7.5	20.0
C6-C12	Ave	206816	188331		728	800	-8.9	20.0
Trifluorotoluene (Surr)	Ave	171018	170026		9.94	10.0	-0.6	20.0

FORM VII
GC VOA CONTINUING CALIBRATION DATA

Lab Name: TestAmerica Canton Job No.: 240-28500-1

SDG No.:

Lab Sample ID: CCV 240-99923/26 Calibration Date: 09/04/2013 03:10

Instrument ID: YPID Calib Start Date: 08/21/2013 11:53

GC Column: RTX-VRX ID: 0.45(mm) Calib End Date: 08/21/2013 15:19

Lab File ID: YF090326.D Conc. Units: ug/L Heated Purge: (Y/N) N

ANALYTE	CURVE TYPE	AVE CF	CF	MIN CF	CALC AMOUNT	SPIKE AMOUNT	%D	MAX %D
Total Petroleum Hydrocarbons (C6-C10)	Ave	188484	153708		652	800	-18.5	20.0
C6-C12	Ave	206816	165746		641	800	-19.9	20.0
Trifluorotoluene (Surr)	Ave	171018	166870		9.76	10.0	-2.4	20.0

FORM IV
GC VOA METHOD BLANK SUMMARY

Lab Name: TestAmerica Canton Job No.: 240-28500-1

SDG No.:

Lab Sample ID: MB 240-99962/1-A

Matrix: Solid Date Extracted: 09/03/2013 13:10

Lab File ID:(1) YF090305.D Lab File ID:(2)

Date Analyzed:(1) 09/03/2013 13:37 Date Analyzed:(2)

Instrument ID:(1) YPID Instrument ID:(2)

GC Column:(1) RTX-VRX ID: 0.45(mm) GC Column:(2) ID:

THIS METHOD BLANK APPLIES TO THE FOLLOWING SAMPLES:

CLIENT SAMPLE ID	LAB SAMPLE ID	DATE ANALYZED 1	DATE ANALYZED 2
	LCS 240-99962/2-A	09/03/2013 14:15	
	240-28498-F-1-B MS	09/03/2013 16:10	
	240-28498-F-1-C MSD	09/03/2013 16:49	
DR-SB-213-04-06	240-28500-1	09/03/2013 18:05	
DR-SB-213-10-12	240-28500-2	09/03/2013 18:44	
DR-SB-214-0-02	240-28500-3	09/03/2013 19:22	
DR-SB-214-10-12	240-28500-4	09/03/2013 20:40	
DR-SB-215-0-02	240-28500-5	09/03/2013 21:18	
DR-SB-215-06-08	240-28500-6	09/03/2013 21:57	
DR-SB-216-02-04	240-28500-7	09/03/2013 22:36	
DR-SB-216-06-08	240-28500-8	09/03/2013 23:14	
DR-SB-217-02-04	240-28500-9	09/03/2013 23:53	
DR-SB-217-06-08	240-28500-10	09/04/2013 00:32	
DR-SB-218-02-04	240-28500-11	09/04/2013 01:12	
DR-SB-218-06-08	240-28500-12	09/04/2013 01:51	
DR-SB-DUP02	240-28500-14	09/04/2013 02:31	

FORM I
GC VOA ORGANICS ANALYSIS DATA SHEET

Lab Name: TestAmerica Canton Job No.: 240-28500-1

SDG No.:

Client Sample ID: Lab Sample ID: MB 240-99962/1-A

Matrix: Solid Lab File ID: YF090305.D

Analysis Method: 8015C Date Collected:

Sample wt/vol: 5(g) Date Analyzed: 09/03/2013 13:37

Soil Aliquot Vol: Dilution Factor: 1

Soil Extract Vol.: GC Column: RTX-VRX ID: 0.45(mm)

% Moisture: Level: (low/med) Low

Analysis Batch No.: 99923 Units: ug/Kg

CAS NO.	COMPOUND NAME	RESULT	Q	RL	MDL
8006-61-9	Total Petroleum Hydrocarbons (C6-C10)	100	U	100	46

CAS NO.	SURROGATE	%REC	Q	LIMITS
98-08-8	Trifluorotoluene (Surr)	94		10-150

DIESEL RANGE ORGANICS ANALYSIS RUN LOG

Lab Name: TestAmerica Canton Job No.: 240-28500-1

SDG No.:

Instrument ID: A2HP5F Start Date: 08/16/2013 17:57

Analysis Batch Number: 97853 End Date: 08/17/2013 02:26

LAB SAMPLE ID	CLIENT SAMPLE ID	DATE ANALYZED	DILUTION FACTOR	LAB FILE ID	COLUMN ID
STD1 240-97853/4 IC		08/16/2013 17:57	1	P5F81604.D	
STD2 240-97853/5 IC		08/16/2013 18:27	1	P5F81605.D	
STD3 240-97853/6 ICRT		08/16/2013 18:56	1	P5F81606.D	
STD4 240-97853/7 IC		08/16/2013 19:26	1	P5F81607.D	
STD5 240-97853/8 IC		08/16/2013 19:56	1	P5F81608.D	
ICV 240-97853/9		08/16/2013 20:26	1	P5F81609.D	
CCV 240-97853/11		08/16/2013 21:26	1		
ZZZZZ		08/17/2013 00:56	10		
ZZZZZ		08/17/2013 01:26	10		
ZZZZZ		08/17/2013 01:56	10		
CCV 240-97853/21		08/17/2013 02:26	1		

DIESEL RANGE ORGANICS ANALYSIS RUN LOG

Lab Name: TestAmerica Canton Job No.: 240-28500-1

SDG No.:

Instrument ID: A2HP5F Start Date: 09/05/2013 14:13

Analysis Batch Number: 100235 End Date: 09/06/2013 11:39

LAB SAMPLE ID	CLIENT SAMPLE ID	DATE ANALYZED	DILUTION FACTOR	LAB FILE ID	COLUMN ID
CCV 240-100235/4 CCVRT		09/05/2013 14:13	1	P5F90504.D	
CCV 240-100235/20		09/05/2013 22:12	1	P5F90520.D	
MB 240-100165/23-A		09/05/2013 22:42	1	P5F90521.D	
LCS 240-100165/24-A		09/05/2013 23:12	1	P5F90522.D	
240-28500-3	DR-SB-214-0-02	09/05/2013 23:41	1	P5F90523.D	
240-28500-4	DR-SB-214-10-12	09/06/2013 00:12	1	P5F90524.D	
240-28500-5	DR-SB-215-0-02	09/06/2013 00:41	1	P5F90525.D	
240-28500-6	DR-SB-215-06-08	09/06/2013 01:11	1	P5F90526.D	
240-28500-7	DR-SB-216-02-04	09/06/2013 01:41	1	P5F90527.D	
240-28500-8	DR-SB-216-06-08	09/06/2013 02:11	1	P5F90528.D	
240-28500-9	DR-SB-217-02-04	09/06/2013 02:41	1	P5F90529.D	
240-28500-10	DR-SB-217-06-08	09/06/2013 03:11	1	P5F90530.D	
CCV 240-100235/31		09/06/2013 03:41	1	P5F90531.D	
240-28500-11	DR-SB-218-02-04	09/06/2013 04:11	1	P5F90532.D	
240-28500-12	DR-SB-218-06-08	09/06/2013 04:40	1	P5F90533.D	
240-28500-14	DR-SB-DUP02	09/06/2013 05:10	1	P5F90534.D	
ZZZZZ		09/06/2013 05:40	1		
ZZZZZ		09/06/2013 06:10	1		
ZZZZZ		09/06/2013 06:40	1		
ZZZZZ		09/06/2013 07:09	1		
ZZZZZ		09/06/2013 07:39	1		
ZZZZZ		09/06/2013 08:09	1		
ZZZZZ		09/06/2013 08:39	1		
CCV 240-100235/42		09/06/2013 09:09	1	P5F90542.D	
ZZZZZ		09/06/2013 09:39	1		
ZZZZZ		09/06/2013 10:09	1		
240-28528-G-9-B MS		09/06/2013 10:39	1	P5F90545.D	
240-28528-G-9-C MSD		09/06/2013 11:09	1	P5F90546.D	
CCV 240-100235/47		09/06/2013 11:39	1	P5F90547.D	

DIESEL RANGE ORGANICS ANALYSIS RUN LOG

Lab Name: TestAmerica Canton Job No.: 240-28500-1

SDG No.:

Instrument ID: A2HP6F Start Date: 09/05/2013 15:19

Analysis Batch Number: 100244 End Date: 09/06/2013 07:37

LAB SAMPLE ID	CLIENT SAMPLE ID	DATE ANALYZED	DILUTION FACTOR	LAB FILE ID	COLUMN ID
STD1 240-100244/6 IC		09/05/2013 15:19	1	P6F90506.D	RTX-5 0.53(mm)
STD2 240-100244/7 IC		09/05/2013 15:49	1	P6F90507.D	RTX-5 0.53(mm)
STD3 240-100244/8 ICRT		09/05/2013 16:20	1	P6F90508.D	RTX-5 0.53(mm)
STD4 240-100244/9 IC		09/05/2013 16:50	1	P6F90509.D	RTX-5 0.53(mm)
STD5 240-100244/10 IC		09/05/2013 17:21	1	P6F90510.D	RTX-5 0.53(mm)
ICV 240-100244/11		09/05/2013 17:52	1	P6F90511.D	RTX-5 0.53(mm)
MB 240-100013/23-A		09/05/2013 18:22	1	P6F90512.D	RTX-5 0.53(mm)
LCS 240-100013/24-A		09/05/2013 18:53	1	P6F90513.D	RTX-5 0.53(mm)
ZZZZZ		09/05/2013 19:24	1		RTX-5 0.53(mm)
ZZZZZ		09/05/2013 19:54	1		RTX-5 0.53(mm)
ZZZZZ		09/05/2013 20:25	1		RTX-5 0.53(mm)
ZZZZZ		09/05/2013 20:55	1		RTX-5 0.53(mm)
ZZZZZ		09/05/2013 21:26	1		RTX-5 0.53(mm)
ZZZZZ		09/05/2013 21:57	1		RTX-5 0.53(mm)
ZZZZZ		09/05/2013 22:28	1		RTX-5 0.53(mm)
ZZZZZ		09/05/2013 22:59	1		RTX-5 0.53(mm)
CCV 240-100244/22		09/05/2013 23:29	1	P6F90522.D	RTX-5 0.53(mm)
ZZZZZ		09/06/2013 00:00	1		RTX-5 0.53(mm)
ZZZZZ		09/06/2013 00:30	1		RTX-5 0.53(mm)
ZZZZZ		09/06/2013 01:01	1		RTX-5 0.53(mm)
ZZZZZ		09/06/2013 01:31	1		RTX-5 0.53(mm)
ZZZZZ		09/06/2013 02:02	1		RTX-5 0.53(mm)
ZZZZZ		09/06/2013 02:32	1		RTX-5 0.53(mm)
ZZZZZ		09/06/2013 03:03	1		RTX-5 0.53(mm)
ZZZZZ		09/06/2013 03:33	1		RTX-5 0.53(mm)
ZZZZZ		09/06/2013 04:04	1		RTX-5 0.53(mm)
ZZZZZ		09/06/2013 04:34	1		RTX-5 0.53(mm)
CCV 240-100244/33		09/06/2013 05:05	1	P6F90533.D	RTX-5 0.53(mm)
240-28500-1	DR-SB-213-04-06	09/06/2013 05:35	1	P6F90534.D	RTX-5 0.53(mm)
240-28500-2	DR-SB-213-10-12	09/06/2013 06:06	1	P6F90535.D	RTX-5 0.53(mm)
240-28500-2 MS	DR-SB-213-10-12 MS	09/06/2013 06:36	1	P6F90536.D	RTX-5 0.53(mm)
240-28500-2 MSD	DR-SB-213-10-12 MSD	09/06/2013 07:07	1	P6F90537.D	RTX-5 0.53(mm)
CCV 240-100244/38		09/06/2013 07:37	1	P6F90538.D	RTX-5 0.53(mm)

FORM II
PCBS SURROGATE RECOVERY

Lab Name: TestAmerica Canton Job No.: 240-28500-1

SDG No.:

Matrix: Solid Level: Low

GC Column (1): CLP-2 ID: 0.53 (mm) GC Column (2): CLP-1 ID: 0.53 (mm)

Client Sample ID	Lab Sample ID	TCX1 #	TCX2 #	DCB1 #	DCB2 #
DR-SB-213-04-06	240-28500-1	86	110	103	105
DR-SB-213-10-12	240-28500-2	75	70	87	79
DR-SB-214-0-02	240-28500-3	81	101	90	89
DR-SB-214-10-12	240-28500-4	77	72	83	80
DR-SB-215-0-02	240-28500-5	83	109	97	104
DR-SB-215-06-08	240-28500-6	78	98	101	102
DR-SB-216-02-04	240-28500-7	83	96	104	106
DR-SB-216-06-08	240-28500-8	81	76	101	95
DR-SB-217-02-04	240-28500-9	79	105	87	91
DR-SB-217-06-08	240-28500-10	86	81	123	117
DR-SB-218-02-04	240-28500-11	87	122	126	112
DR-SB-218-06-08	240-28500-12	77	30	86	82
DR-SB-DUP02	240-28500-14	73	69	90	87
	MB 240-100629/23-A	147	78	96	91
	LCS 240-100629/24-A	129	80	104	98
	240-28528-G-3-E MS	95	131	112	109
	240-28528-G-3-F MSD	87	117	112	108

	QC LIMITS
TCX = Tetrachloro-m-xylene	29-151
DCB = Decachlorobiphenyl	14-163

Column to be used to flag recovery values

FORM II 8082A

FORM VI
DIESEL RANGE ORGANICS INITIAL CALIBRATION DATA
EXTERNAL STANDARD CURVE EVALUATION

Lab Name: TestAmerica Canton Job No.: 240-28500-1 Analy Batch No.: 97853

SDG No.:

Instrument ID: A2HP5F GC Column: ID: Heated Purge: (Y/N) N

Calibration Start Date: 08/16/2013 17:57 Calibration End Date: 08/16/2013 19:56 Calibration ID: 16920

Calibration Files:

LEVEL:	LAB SAMPLE ID:	LAB FILE ID:
Level 1	STD1 240-97853/4	P5F81604.D
Level 2	STD2 240-97853/5	P5F81605.D
Level 3	STD3 240-97853/6	P5F81606.D
Level 4	STD4 240-97853/7	P5F81607.D
Level 5	STD5 240-97853/8	P5F81608.D

ANALYTE	CF				CURVE TYPE	COEFFICIENT			#	MIN CF	%RSD	#	MAX %RSD	R^2 OR COD	#	MIN R^2 OR COD
	LVL 1 LVL 5	LVL 2	LVL 3	LVL 4		B	M1	M2								
Diesel Range Organics [C10 - C28]	269681 248497	248694	258362	251168	Ave		255280.261				3.5		20.0			
n-Nonane	270628 268675	257877	275540	269926	Ave		268529.330				2.4		20.0			

Note: The m1 coefficient is the same as Ave CF for an Ave curve type.

FORM VI
DIESEL RANGE ORGANICS INITIAL CALIBRATION DATA
EXTERNAL STANDARD CURVE EVALUATION

Lab Name: TestAmerica Canton Job No.: 240-28500-1 Analy Batch No.: 100244

SDG No.:

Instrument ID: A2HP6F GC Column: RTX-5 ID: 0.53(mm) Heated Purge: (Y/N) N

Calibration Start Date: 09/05/2013 15:19 Calibration End Date: 09/05/2013 17:21 Calibration ID: 17266

Calibration Files:

LEVEL:	LAB SAMPLE ID:	LAB FILE ID:
Level 1	STD1 240-100244/6	P6F90506.D
Level 2	STD2 240-100244/7	P6F90507.D
Level 3	STD3 240-100244/8	P6F90508.D
Level 4	STD4 240-100244/9	P6F90509.D
Level 5	STD5 240-100244/10	P6F90510.D

ANALYTE	CF				CURVE TYPE	COEFFICIENT			#	MIN CF	%RSD	#	MAX %RSD	R^2 OR COD	#	MIN R^2 OR COD
	LVL 1 LVL 5	LVL 2	LVL 3	LVL 4		B	M1	M2								
Diesel Range Organics [C10 - C28]	219968 206023	197355	213222	207792	Ave		208871.966				4.0		20.0			
n-Nonane	204224 217176	193811	217498	215112	Ave		209564.227				4.9		20.0			

Note: The m1 coefficient is the same as Ave CF for an Ave curve type.

FORM VII

DIESEL RANGE ORGANICS CONTINUING CALIBRATION DATA

Lab Name: TestAmerica Canton Job No.: 240-28500-1

SDG No.:

Lab Sample ID: ICV 240-97853/9 Calibration Date: 08/16/2013 20:26

Instrument ID: A2HP5F Calib Start Date: 08/16/2013 17:57

GC Column: ID: Calib End Date: 08/16/2013 19:56

Lab File ID: P5F81609.D Conc. Units: ng/uL

ANALYTE	CURVE TYPE	AVE CF	CF	MIN CF	CALC AMOUNT	SPIKE AMOUNT	%D	MAX %D
Diesel Range Organics [C10 - C28]	Ave	255280	224331		440	501	-12.1	20.0

FORM VII
DIESEL RANGE ORGANICS CONTINUING CALIBRATION DATA

Lab Name: TestAmerica Canton Job No.: 240-28500-1

SDG No.:

Lab Sample ID: CCV 240-100235/4 Calibration Date: 09/05/2013 14:13

Instrument ID: A2HP5F Calib Start Date: 08/16/2013 17:57

GC Column: ID: Calib End Date: 08/16/2013 19:56

Lab File ID: P5F90504.D Conc. Units: ng/uL

ANALYTE	CURVE TYPE	AVE CF	CF	MIN CF	CALC AMOUNT	SPIKE AMOUNT	%D	MAX %D
Diesel Range Organics [C10 - C28]	Ave	255280	265705		520	500	4.1	20.0
n-Nonane	Ave	268529	282772		52.7	50.0	5.3	20.0

FORM VII
DIESEL RANGE ORGANICS CONTINUING CALIBRATION DATA

Lab Name: TestAmerica Canton Job No.: 240-28500-1

SDG No.:

Lab Sample ID: CCV 240-100235/20 Calibration Date: 09/05/2013 22:12

Instrument ID: A2HP5F Calib Start Date: 08/16/2013 17:57

GC Column: ID: Calib End Date: 08/16/2013 19:56

Lab File ID: P5F90520.D Conc. Units: ng/uL

ANALYTE	CURVE TYPE	AVE CF	CF	MIN CF	CALC AMOUNT	SPIKE AMOUNT	%D	MAX %D
Diesel Range Organics [C10 - C28]	Ave	255280	274358		537	500	7.5	20.0
n-Nonane	Ave	268529	290723		54.1	50.0	8.3	20.0

FORM VII
DIESEL RANGE ORGANICS CONTINUING CALIBRATION DATA

Lab Name: TestAmerica Canton Job No.: 240-28500-1

SDG No.:

Lab Sample ID: CCV 240-100235/31 Calibration Date: 09/06/2013 03:41

Instrument ID: A2HP5F Calib Start Date: 08/16/2013 17:57

GC Column: ID: Calib End Date: 08/16/2013 19:56

Lab File ID: P5F90531.D Conc. Units: ng/uL

ANALYTE	CURVE TYPE	AVE CF	CF	MIN CF	CALC AMOUNT	SPIKE AMOUNT	%D	MAX %D
Diesel Range Organics [C10 - C28]	Ave	255280	296930		582	500	16.3	20.0
n-Nonane	Ave	268529	316514		58.9	50.0	17.9	20.0

FORM VII
DIESEL RANGE ORGANICS CONTINUING CALIBRATION DATA

Lab Name: TestAmerica Canton Job No.: 240-28500-1

SDG No.:

Lab Sample ID: CCV 240-100235/42 Calibration Date: 09/06/2013 09:09

Instrument ID: A2HP5F Calib Start Date: 08/16/2013 17:57

GC Column: ID: Calib End Date: 08/16/2013 19:56

Lab File ID: P5F90542.D Conc. Units: ng/uL

ANALYTE	CURVE TYPE	AVE CF	CF	MIN CF	CALC AMOUNT	SPIKE AMOUNT	%D	MAX %D
Diesel Range Organics [C10 - C28]	Ave	255280	295353		579	500	15.7	20.0
n-Nonane	Ave	268529	323484		60.2	50.0	20.5*	20.0

FORM VII
DIESEL RANGE ORGANICS CONTINUING CALIBRATION DATA

Lab Name: TestAmerica Canton Job No.: 240-28500-1

SDG No.:

Lab Sample ID: CCV 240-100235/47 Calibration Date: 09/06/2013 11:39

Instrument ID: A2HP5F Calib Start Date: 08/16/2013 17:57

GC Column: ID: Calib End Date: 08/16/2013 19:56

Lab File ID: P5F90547.D Conc. Units: ng/uL

ANALYTE	CURVE TYPE	AVE CF	CF	MIN CF	CALC AMOUNT	SPIKE AMOUNT	%D	MAX %D
Diesel Range Organics [C10 - C28]	Ave	255280	302147		592	500	18.4	20.0
n-Nonane	Ave	268529	319591		59.5	50.0	19.0	20.0

FORM VII
DIESEL RANGE ORGANICS CONTINUING CALIBRATION DATA

Lab Name: TestAmerica Canton Job No.: 240-28500-1

SDG No.:

Lab Sample ID: ICV 240-100244/11 Calibration Date: 09/05/2013 17:52

Instrument ID: A2HP6F Calib Start Date: 09/05/2013 15:19

GC Column: RTX-5 ID: 0.53(mm) Calib End Date: 09/05/2013 17:21

Lab File ID: P6F90511.D Conc. Units: ng/uL

ANALYTE	CURVE TYPE	AVE CF	CF	MIN CF	CALC AMOUNT	SPIKE AMOUNT	%D	MAX %D
Diesel Range Organics [C10 - C28]	Ave	208872	172520		414	501	-17.4	20.0

FORM VII

DIESEL RANGE ORGANICS CONTINUING CALIBRATION DATA

Lab Name: TestAmerica Canton Job No.: 240-28500-1

SDG No.:

Lab Sample ID: CCV 240-100244/22 Calibration Date: 09/05/2013 23:29

Instrument ID: A2HP6F Calib Start Date: 09/05/2013 15:19

GC Column: RTX-5 ID: 0.53(mm) Calib End Date: 09/05/2013 17:21

Lab File ID: P6F90522.D Conc. Units: ng/uL

ANALYTE	CURVE TYPE	AVE CF	CF	MIN CF	CALC AMOUNT	SPIKE AMOUNT	%D	MAX %D
Diesel Range Organics [C10 - C28]	Ave	208872	223621		535	500	7.1	20.0
n-Nonane	Ave	209564	230364		55.0	50.0	9.9	20.0

FORM VII
DIESEL RANGE ORGANICS CONTINUING CALIBRATION DATA

Lab Name: TestAmerica Canton Job No.: 240-28500-1

SDG No.:

Lab Sample ID: CCV 240-100244/33 Calibration Date: 09/06/2013 05:05

Instrument ID: A2HP6F Calib Start Date: 09/05/2013 15:19

GC Column: RTX-5 ID: 0.53(mm) Calib End Date: 09/05/2013 17:21

Lab File ID: P6F90533.D Conc. Units: ng/uL

ANALYTE	CURVE TYPE	AVE CF	CF	MIN CF	CALC AMOUNT	SPIKE AMOUNT	%D	MAX %D
Diesel Range Organics [C10 - C28]	Ave	208872	228833		548	500	9.6	20.0
n-Nonane	Ave	209564	229932		54.9	50.0	9.7	20.0

FORM VII
DIESEL RANGE ORGANICS CONTINUING CALIBRATION DATA

Lab Name: TestAmerica Canton Job No.: 240-28500-1

SDG No.:

Lab Sample ID: CCV 240-100244/38 Calibration Date: 09/06/2013 07:37

Instrument ID: A2HP6F Calib Start Date: 09/05/2013 15:19

GC Column: RTX-5 ID: 0.53(mm) Calib End Date: 09/05/2013 17:21

Lab File ID: P6F90538.D Conc. Units: ng/uL

ANALYTE	CURVE TYPE	AVE CF	CF	MIN CF	CALC AMOUNT	SPIKE AMOUNT	%D	MAX %D
Diesel Range Organics [C10 - C28]	Ave	208872	234624		562	500	12.3	20.0
n-Nonane	Ave	209564	232017		55.4	50.0	10.7	20.0

FORM IV
DIESEL RANGE ORGANICS METHOD BLANK SUMMARY

Lab Name: TestAmerica Canton Job No.: 240-28500-1

SDG No.:

Lab Sample ID: MB 240-100013/23-A

Matrix: Solid Date Extracted: 09/04/2013 07:26

Lab File ID:(1) P6F90512.D Lab File ID:(2)

Date Analyzed:(1) 09/05/2013 18:22 Date Analyzed:(2)

Instrument ID:(1) A2HP6F Instrument ID:(2)

GC Column:(1) RTX-5 ID: 0.53(mm) GC Column:(2) ID:

THIS METHOD BLANK APPLIES TO THE FOLLOWING SAMPLES:

CLIENT SAMPLE ID	LAB SAMPLE ID	DATE ANALYZED 1	DATE ANALYZED 2
	LCS 240-100013/24-A	09/05/2013 18:53	
DR-SB-213-04-06	240-28500-1	09/06/2013 05:35	
DR-SB-213-10-12	240-28500-2	09/06/2013 06:06	
DR-SB-213-10-12 MS	240-28500-2 MS	09/06/2013 06:36	
DR-SB-213-10-12 MSD	240-28500-2 MSD	09/06/2013 07:07	

FORM I
DIESEL RANGE ORGANICS ANALYSIS DATA SHEET

Lab Name: TestAmerica Canton | Job No.: 240-28500-1

SDG No.:

Client Sample ID: | Lab Sample ID: MB 240-100013/23-A

Matrix: Solid | Lab File ID: P6F90512.D

Analysis Method: 8015C | Date Collected:

Extraction Method: 3550C | Date Extracted: 09/04/2013 07:26

Sample wt/vol: 30.00(g) | Date Analyzed: 09/05/2013 18:22

Con. Extract Vol.: 5(mL) | Dilution Factor: 1

Injection Volume: 1(uL) | GC Column: RTX-5 ID: 0.53(mm)

% Moisture: | GPC Cleanup:(Y/N) N

Analysis Batch No.: 100244 | Units: mg/Kg

CAS NO.	COMPOUND NAME	RESULT	Q	RL	MDL
STL00141	Total Petroleum Hydrocarbons (C10-C32)	17	U	17	9.3

CAS NO.	SURROGATE	%REC	Q	LIMITS
111-84-2	n-Nonane	51		10-110

FORM IV
DIESEL RANGE ORGANICS METHOD BLANK SUMMARY

Lab Name: TestAmerica Canton Job No.: 240-28500-1

SDG No.:

Lab Sample ID: MB 240-100165/23-A

Matrix: Solid Date Extracted: 09/05/2013 06:52

Lab File ID:(1) P5F90521.D Lab File ID:(2)

Date Analyzed:(1) 09/05/2013 22:42 Date Analyzed:(2)

Instrument ID:(1) A2HP5F Instrument ID:(2)

GC Column:(1) ID: GC Column:(2) ID:

THIS METHOD BLANK APPLIES TO THE FOLLOWING SAMPLES:

CLIENT SAMPLE ID	LAB SAMPLE ID	DATE ANALYZED 1	DATE ANALYZED 2
	LCS 240-100165/24-A	09/05/2013 23:12	
DR-SB-214-0-02	240-28500-3	09/05/2013 23:41	
DR-SB-214-10-12	240-28500-4	09/06/2013 00:12	
DR-SB-215-0-02	240-28500-5	09/06/2013 00:41	
DR-SB-215-06-08	240-28500-6	09/06/2013 01:11	
DR-SB-216-02-04	240-28500-7	09/06/2013 01:41	
DR-SB-216-06-08	240-28500-8	09/06/2013 02:11	
DR-SB-217-02-04	240-28500-9	09/06/2013 02:41	
DR-SB-217-06-08	240-28500-10	09/06/2013 03:11	
DR-SB-218-02-04	240-28500-11	09/06/2013 04:11	
DR-SB-218-06-08	240-28500-12	09/06/2013 04:40	
DR-SB-DUP02	240-28500-14	09/06/2013 05:10	
	240-28528-G-9-B MS	09/06/2013 10:39	
	240-28528-G-9-C MSD	09/06/2013 11:09	

FORM I
DIESEL RANGE ORGANICS ANALYSIS DATA SHEET

Lab Name: TestAmerica Canton | Job No.: 240-28500-1

SDG No.:

Client Sample ID: | Lab Sample ID: MB 240-100165/23-A

Matrix: Solid | Lab File ID: P5F90521.D

Analysis Method: 8015C | Date Collected:

Extraction Method: 3550C | Date Extracted: 09/05/2013 06:52

Sample wt/vol: 30.00(g) | Date Analyzed: 09/05/2013 22:42

Con. Extract Vol.: 5(mL) | Dilution Factor: 1

Injection Volume: 1(uL) | GC Column: ID:

% Moisture: | GPC Cleanup:(Y/N) N

Analysis Batch No.: 100235 | Units: mg/Kg

CAS NO.	COMPOUND NAME	RESULT	Q	RL	MDL
STL00141	Total Petroleum Hydrocarbons (C10-C32)	17	U	17	9.3

CAS NO.	SURROGATE	%REC	Q	LIMITS
111-84-2	n-Nonane	51		10-110

FORM II
DIESEL RANGE ORGANICS SURROGATE RECOVERY

Lab Name: TestAmerica Canton Job No.: 240-28500-1

SDG No.:

Matrix: Solid Level: Low

GC Column (1): RTX-5 ID: 0.53 (mm)

Client Sample ID	Lab Sample ID	C91 #
DR-SB-213-04-06	240-28500-1	35
DR-SB-213-10-12	240-28500-2	44
DR-SB-214-0-02	240-28500-3	26
DR-SB-214-10-12	240-28500-4	38
DR-SB-215-0-02	240-28500-5	29
DR-SB-215-06-08	240-28500-6	29
DR-SB-216-02-04	240-28500-7	26
DR-SB-216-06-08	240-28500-8	31
DR-SB-217-02-04	240-28500-9	29
DR-SB-217-06-08	240-28500-10	24
DR-SB-218-02-04	240-28500-11	26
DR-SB-218-06-08	240-28500-12	24
DR-SB-DUP02	240-28500-14	23
	MB 240-100013/23-A	51
	MB 240-100165/23-A	51
	LCS 240-100013/24-A	54
	LCS 240-100165/24-A	50
DR-SB-213-10-12 MS	240-28500-2 MS	35
	240-28528-G-9-B MS	24
DR-SB-213-10-12 MSD	240-28500-2 MSD	38
	240-28528-G-9-C MSD	33

	QC LIMITS
C9 = n-Nonane	10-110

Column to be used to flag recovery values

FORM II 8015C

FORM III

DIESEL RANGE ORGANICS LAB CONTROL SAMPLE RECOVERY

Lab Name: TestAmerica Canton Job No.: 240-28500-1

SDG No.:

Matrix: Solid Level: Low Lab File ID: P6F90513.D

Lab ID: LCS 240-100013/24-A Client ID:

COMPOUND	SPIKE ADDED (mg/Kg)	LCS CONCENTRATION (mg/Kg)	LCS % REC	QC LIMITS REC	#
Diesel	83.3	69.7	84	47-138	

Column to be used to flag recovery and RPD values

FORM III 8015C

FORM III

DIESEL RANGE ORGANICS LAB CONTROL SAMPLE RECOVERY

Lab Name: TestAmerica Canton Job No.: 240-28500-1

SDG No.:

Matrix: Solid Level: Low Lab File ID: P5F90522.D

Lab ID: LCS 240-100165/24-A Client ID:

COMPOUND	SPIKE ADDED (mg/Kg)	LCS CONCENTRATION (mg/Kg)	LCS % REC	QC LIMITS REC	#
Diesel	83.3	60.3	72	47-138	

Column to be used to flag recovery and RPD values

FORM III 8015C

FORM III
DIESEL RANGE ORGANICS MATRIX SPIKE RECOVERY

Lab Name: TestAmerica Canton Job No.: 240-28500-1

SDG No.:

Matrix: Solid Level: Low Lab File ID: P6F90536.D

Lab ID: 240-28500-2 MS Client ID: DR-SB-213-10-12 MS

COMPOUND	SPIKE ADDED (mg/Kg)	SAMPLE CONCENTRATION (mg/Kg)	MS CONCENTRATION (mg/Kg)	MS % REC	QC LIMITS REC	#
Diesel	103	21 U	58.2	56	10-199	

Column to be used to flag recovery and RPD values

FORM III 8015C

FORM III
DIESEL RANGE ORGANICS MATRIX SPIKE RECOVERY

Lab Name: TestAmerica Canton Job No.: 240-28500-1

SDG No.:

Matrix: Solid Level: Low Lab File ID: P5F90545.D

Lab ID: 240-28528-G-9-B MS Client ID:

COMPOUND	SPIKE ADDED (mg/Kg)	SAMPLE CONCENTRATION (mg/Kg)	MS CONCENTRATION (mg/Kg)	MS % REC	QC LIMITS REC	#
Diesel	98.7	20 U	33.6	34	10-199	

Column to be used to flag recovery and RPD values

FORM III 8015C

FORM III

DIESEL RANGE ORGANICS MATRIX SPIKE DUPLICATE RECOVERY

Lab Name: TestAmerica Canton Job No.: 240-28500-1

SDG No.:

Matrix: Solid Level: Low Lab File ID: P6F90537.D

Lab ID: 240-28500-2 MSD Client ID: DR-SB-213-10-12 MSD

COMPOUND	SPIKE ADDED (mg/Kg)	MSD CONCENTRATION (mg/Kg)	MSD % REC	% RPD	QC LIMITS RPD	QC LIMITS REC	#
Diesel	103	59.2	58	2	30	10-199	

Column to be used to flag recovery and RPD values

FORM III 8015C

FORM III

DIESEL RANGE ORGANICS MATRIX SPIKE DUPLICATE RECOVERY

Lab Name: TestAmerica Canton Job No.: 240-28500-1

SDG No.:

Matrix: Solid Level: Low Lab File ID: P5F90546.D

Lab ID: 240-28528-G-9-C MSD Client ID:

COMPOUND	SPIKE ADDED (mg/Kg)	MSD CONCENTRATION (mg/Kg)	MSD % REC	% RPD	QC LIMITS RPD	QC LIMITS REC	#
Diesel	97.5	45.5	47	30	30	10-199	

Column to be used to flag recovery and RPD values

FORM III 8015C

FORM VIII
DIESEL RANGE ORGANICS ANALYTICAL SEQUENCE

Lab Name: TestAmerica Canton Job No.: 240-28500-1

SDG No.:

Sample No.: CCV 240-100235/4 Date Analyzed: 09/05/2013 14:13

Instrument ID: A2HP5F GC Column: ID: ()

Lab File ID (Standard): P5F90504.D Heated Purge: (Y/N) N

Calibration ID: 16920

THE ANALYTICAL SEQUENCE OF BLANKS, SAMPLES, STANDARDS, MS/MSDs AND LCSs IS GIVEN BELOW:

				C9 RT #		
CONTINUING CALIBRATION SURROGATE				4.48		
UPPER LIMIT				4.58		
LOWER LIMIT				4.38		
LAB SAMPLE ID	CLIENT SAMPLE ID	DATE ANALYZED	LAB FILE ID			
CCV 240-100235/4 CCVRT		09/05/2013 14:13	P5F90504.D	4.48		
CCV 240-100235/20		09/05/2013 22:12	P5F90520.D	4.48		
MB 240-100165/23-A		09/05/2013 22:42	P5F90521.D	4.46		
LCS 240-100165/24-A		09/05/2013 23:12	P5F90522.D	4.47		
240-28500-3	DR-SB-214-0-02	09/05/2013 23:41	P5F90523.D	4.47		
240-28500-4	DR-SB-214-10-12	09/06/2013 00:12	P5F90524.D	4.47		
240-28500-5	DR-SB-215-0-02	09/06/2013 00:41	P5F90525.D	4.47		
240-28500-6	DR-SB-215-06-08	09/06/2013 01:11	P5F90526.D	4.47		
240-28500-7	DR-SB-216-02-04	09/06/2013 01:41	P5F90527.D	4.47		
240-28500-8	DR-SB-216-06-08	09/06/2013 02:11	P5F90528.D	4.47		
240-28500-9	DR-SB-217-02-04	09/06/2013 02:41	P5F90529.D	4.47		
240-28500-10	DR-SB-217-06-08	09/06/2013 03:11	P5F90530.D	4.48		
CCV 240-100235/31		09/06/2013 03:41	P5F90531.D	4.48		
240-28500-11	DR-SB-218-02-04	09/06/2013 04:11	P5F90532.D	4.47		
240-28500-12	DR-SB-218-06-08	09/06/2013 04:40	P5F90533.D	4.47		
240-28500-14	DR-SB-DUP02	09/06/2013 05:10	P5F90534.D	4.47		
CCV 240-100235/42		09/06/2013 09:09	P5F90542.D	4.48		
240-28528-G-9-B MS		09/06/2013 10:39	P5F90545.D	4.47		
240-28528-G-9-C MSD		09/06/2013 11:09	P5F90546.D	4.47		
CCV 240-100235/47		09/06/2013 11:39	P5F90547.D	4.48		

C9 = n-Nonane

C9 RT Limit = ± 0.1 minutes of surrogate RT

Column used to flag values outside QC limits

FORM VIII 8015C

FORM VIII
DIESEL RANGE ORGANICS ANALYTICAL SEQUENCE

Lab Name: TestAmerica Canton Job No.: 240-28500-1

SDG No.:

Sample No.: STD3 240-100244/8 Date Analyzed: 09/05/2013 16:20

Instrument ID: A2HP6F GC Column: RTX-5 ID: 0.53(mm)

Lab File ID (Standard): P6F90508.D Heated Purge: (Y/N) N

Calibration ID: 17266

THE ANALYTICAL SEQUENCE OF BLANKS, SAMPLES, STANDARDS, MS/MSDs AND LCSs IS GIVEN BELOW:

				C9 RT #		
INITIAL CALIBRATION SURROGATE				4.11		
UPPER LIMIT				4.21		
LOWER LIMIT				4.01		
LAB SAMPLE ID	CLIENT SAMPLE ID	DATE ANALYZED	LAB FILE ID			
STD3 240-100244/8 ICRT		09/05/2013 16:20	P6F90508.D	4.11		
MB 240-100013/23-A		09/05/2013 18:22	P6F90512.D	4.10		
LCS 240-100013/24-A		09/05/2013 18:53	P6F90513.D	4.10		
CCV 240-100244/22		09/05/2013 23:29	P6F90522.D	4.11		
CCV 240-100244/33		09/06/2013 05:05	P6F90533.D	4.11		
240-28500-1	DR-SB-213-04-06	09/06/2013 05:35	P6F90534.D	4.10		
240-28500-2	DR-SB-213-10-12	09/06/2013 06:06	P6F90535.D	4.10		
240-28500-2 MS	DR-SB-213-10-12 MS	09/06/2013 06:36	P6F90536.D	4.10		
240-28500-2 MSD	DR-SB-213-10-12 MSD	09/06/2013 07:07	P6F90537.D	4.10		
CCV 240-100244/38		09/06/2013 07:37	P6F90538.D	4.11		

C9 = n-Nonane

C9 RT Limit = ± 0.1 minutes of surrogate RT

Column used to flag values outside QC limits

FORM VIII 8015C

FORM II
GC VOA SURROGATE RECOVERY

Lab Name: TestAmerica Canton Job No.: 240-28500-1

SDG No.:

Matrix: Solid Level: Low

GC Column (1): RTX-VRX ID: 0.45 (mm)

Client Sample ID	Lab Sample ID	TFT1 #
DR-SB-213-04-06	240-28500-1	92
DR-SB-213-10-12	240-28500-2	98
DR-SB-214-0-02	240-28500-3	94
DR-SB-214-10-12	240-28500-4	94
DR-SB-215-0-02	240-28500-5	88
DR-SB-215-06-08	240-28500-6	92
DR-SB-216-02-04	240-28500-7	74
DR-SB-216-06-08	240-28500-8	89
DR-SB-217-02-04	240-28500-9	86
DR-SB-217-06-08	240-28500-10	88
DR-SB-218-02-04	240-28500-11	91
DR-SB-218-06-08	240-28500-12	90
DR-SB-DUP02	240-28500-14	93
	MB 240-99962/1-A	94
	LCS 240-99962/2-A	105
	240-28498-F-1-B MS	107
	240-28498-F-1-C MSD	87

	QC LIMITS
TFT = Trifluorotoluene (Surr)	10-150

Column to be used to flag recovery values

FORM II 8015C

FORM III
GC VOA LAB CONTROL SAMPLE RECOVERY

Lab Name: TestAmerica Canton Job No.: 240-28500-1

SDG No.:

Matrix: Solid Level: Low Lab File ID: YF090306.D

Lab ID: LCS 240-99962/2-A Client ID:

COMPOUND	SPIKE ADDED (ug/Kg)	LCS CONCENTRATION (ug/Kg)	LCS % REC	QC LIMITS REC	#
Total Petroleum Hydrocarbons (C6-C10)	800	761	95	60-142	

Column to be used to flag recovery and RPD values

FORM III 8015C

FORM III
GC VOA MATRIX SPIKE RECOVERY

Lab Name: TestAmerica Canton Job No.: 240-28500-1

SDG No.:

Matrix: Solid Level: Low Lab File ID: YF090309.D

Lab ID: 240-28498-F-1-B MS Client ID:

COMPOUND	SPIKE ADDED (ug/Kg)	SAMPLE CONCENTRATION (ug/Kg)	MS CONCENTRATION (ug/Kg)	MS % REC	QC LIMITS REC	#
Total Petroleum Hydrocarbons (C6-C10)	884	120 U	782	88	10-142	

Column to be used to flag recovery and RPD values

FORM III 8015C

FORM III
GC VOA MATRIX SPIKE DUPLICATE RECOVERY

Lab Name: TestAmerica Canton Job No.: 240-28500-1

SDG No.:

Matrix: Solid Level: Low Lab File ID: YF090310.D

Lab ID: 240-28498-F-1-C MSD Client ID:

COMPOUND	SPIKE ADDED (ug/Kg)	MSD CONCENTRATION (ug/Kg)	MSD % REC	% RPD	QC LIMITS RPD	QC LIMITS REC	#
Total Petroleum Hydrocarbons (C6-C10)	901	750	83	4	94	10-142	

Column to be used to flag recovery and RPD values

FORM III 8015C

FORM VIII
GC VOA ANALYTICAL SEQUENCE

Lab Name: TestAmerica Canton Job No.: 240-28500-1

SDG No.:

Sample No.: CCV 240-99923/4 Date Analyzed: 09/03/2013 12:45

Instrument ID: YPID GC Column: RTX-VRX ID: 0.45(mm)

Lab File ID (Standard): YF090304.D Heated Purge: (Y/N) N

Calibration ID: 17011

THE ANALYTICAL SEQUENCE OF BLANKS, SAMPLES, STANDARDS, MS/MSDs AND LCSs IS GIVEN BELOW:

				TFT RT #		
CONTINUING CALIBRATION SURROGATE				9.81		
UPPER LIMIT				9.91		
LOWER LIMIT				9.71		
LAB SAMPLE ID	CLIENT SAMPLE ID	DATE ANALYZED	LAB FILE ID			
CCV 240-99923/4 CCVRT		09/03/2013 12:45	YF090304.D	9.81		
MB 240-99962/1-A		09/03/2013 13:37	YF090305.D	9.83		
LCS 240-99962/2-A		09/03/2013 14:15	YF090306.D	9.81		
240-28498-F-1-B MS		09/03/2013 16:10	YF090309.D	9.81		
240-28498-F-1-C MSD		09/03/2013 16:49	YF090310.D	9.81		
240-28500-1	DR-SB-213-04-06	09/03/2013 18:05	YF090312.D	9.81		
240-28500-2	DR-SB-213-10-12	09/03/2013 18:44	YF090313.D	9.80		
240-28500-3	DR-SB-214-0-02	09/03/2013 19:22	YF090314.D	9.80		
CCV 240-99923/15		09/03/2013 20:01	YF090315.D	9.81		
240-28500-4	DR-SB-214-10-12	09/03/2013 20:40	YF090316.D	9.80		
240-28500-5	DR-SB-215-0-02	09/03/2013 21:18	YF090317.D	9.80		
240-28500-6	DR-SB-215-06-08	09/03/2013 21:57	YF090318.D	9.80		
240-28500-7	DR-SB-216-02-04	09/03/2013 22:36	YF090319.D	9.80		
240-28500-8	DR-SB-216-06-08	09/03/2013 23:14	YF090320.D	9.80		
240-28500-9	DR-SB-217-02-04	09/03/2013 23:53	YF090321.D	9.80		
240-28500-10	DR-SB-217-06-08	09/04/2013 00:32	YF090322.D	9.80		
240-28500-11	DR-SB-218-02-04	09/04/2013 01:12	YF090323.D	9.80		
240-28500-12	DR-SB-218-06-08	09/04/2013 01:51	YF090324.D	9.80		
240-28500-14	DR-SB-DUP02	09/04/2013 02:31	YF090325.D	9.80		
CCV 240-99923/26		09/04/2013 03:10	YF090326.D	9.81		

TFT = Trifluorotoluene (Surr)

TFT RT Limit = ± 0.1 minutes of surrogate RT

Column used to flag values outside QC limits

FORM VIII 8015C

PCBS ANALYSIS RUN LOG

Lab Name: TestAmerica Canton Job No.: 240-28500-1

SDG No.:

Instrument ID: A2HP10 Start Date: 09/07/2013 08:15

Analysis Batch Number: 100488 End Date: 09/07/2013 20:38

LAB SAMPLE ID	CLIENT SAMPLE ID	DATE ANALYZED	DILUTION FACTOR	LAB FILE ID	COLUMN ID
STD005 240-100488/3 IC		09/07/2013 08:15	1	P1000003.D	CLP-1 0.53(mm)
STD005 240-100488/3 IC		09/07/2013 08:15	1	P1000003.D	CLP-2 0.53(mm)
STD01 240-100488/4 IC		09/07/2013 08:30	1	P1000004.D	CLP-1 0.53(mm)
STD01 240-100488/4 IC		09/07/2013 08:30	1	P1000004.D	CLP-2 0.53(mm)
STD02 240-100488/5 IC		09/07/2013 08:45	1	P1000005.D	CLP-1 0.53(mm)
STD02 240-100488/5 IC		09/07/2013 08:45	1	P1000005.D	CLP-2 0.53(mm)
STD05 240-100488/6 IC		09/07/2013 09:00	1	P1000006.D	CLP-1 0.53(mm)
STD05 240-100488/6 IC		09/07/2013 09:00	1	P1000006.D	CLP-2 0.53(mm)
STD1 240-100488/7 IC		09/07/2013 09:15	1	P1000007.D	CLP-1 0.53(mm)
STD1 240-100488/7 IC		09/07/2013 09:15	1	P1000007.D	CLP-2 0.53(mm)
STD2 240-100488/8 IC		09/07/2013 09:30	1	P1000008.D	CLP-1 0.53(mm)
STD2 240-100488/8 IC		09/07/2013 09:30	1	P1000008.D	CLP-2 0.53(mm)
STD005 240-100488/9 IC		09/07/2013 09:46	1	P1000009.D	CLP-1 0.53(mm)
STD005 240-100488/9 IC		09/07/2013 09:46	1	P1000009.D	CLP-2 0.53(mm)
STD01 240-100488/10 IC		09/07/2013 10:01	1	P1000010.D	CLP-1 0.53(mm)
STD01 240-100488/10 IC		09/07/2013 10:01	1	P1000010.D	CLP-2 0.53(mm)
STD02 240-100488/11 IC		09/07/2013 10:16	1	P1000011.D	CLP-1 0.53(mm)
STD02 240-100488/11 IC		09/07/2013 10:16	1	P1000011.D	CLP-2 0.53(mm)
STD05 240-100488/12 IC		09/07/2013 10:31	1	P1000012.D	CLP-1 0.53(mm)
STD05 240-100488/12 IC		09/07/2013 10:31	1	P1000012.D	CLP-2 0.53(mm)
STD1 240-100488/13 IC		09/07/2013 10:46	1	P1000013.D	CLP-1 0.53(mm)
STD1 240-100488/13 IC		09/07/2013 10:46	1	P1000013.D	CLP-2 0.53(mm)
STD2 240-100488/14 IC		09/07/2013 11:01	1	P1000014.D	CLP-1 0.53(mm)
STD2 240-100488/14 IC		09/07/2013 11:01	1	P1000014.D	CLP-2 0.53(mm)
STD005 240-100488/15 IC		09/07/2013 11:16	1	P1000015.D	CLP-1 0.53(mm)
STD005 240-100488/15 IC		09/07/2013 11:16	1	P1000015.D	CLP-2 0.53(mm)
STD01 240-100488/16 IC		09/07/2013 11:31	1	P1000016.D	CLP-1 0.53(mm)
STD01 240-100488/16 IC		09/07/2013 11:31	1	P1000016.D	CLP-2 0.53(mm)
STD02 240-100488/17 IC		09/07/2013 11:46	1	P1000017.D	CLP-1 0.53(mm)
STD02 240-100488/17 IC		09/07/2013 11:46	1	P1000017.D	CLP-2 0.53(mm)
STD05 240-100488/18 IC		09/07/2013 12:02	1	P1000018.D	CLP-1 0.53(mm)
STD05 240-100488/18 IC		09/07/2013 12:02	1	P1000018.D	CLP-2 0.53(mm)
STD1 240-100488/19 IC		09/07/2013 12:17	1	P1000019.D	CLP-1 0.53(mm)

PCBS ANALYSIS RUN LOG

Lab Name: TestAmerica Canton Job No.: 240-28500-1

SDG No.:

Instrument ID: A2HP10 Start Date: 09/07/2013 08:15

Analysis Batch Number: 100488 End Date: 09/07/2013 20:38

LAB SAMPLE ID	CLIENT SAMPLE ID	DATE ANALYZED	DILUTION FACTOR	LAB FILE ID	COLUMN ID
STD1 240-100488/19 IC		09/07/2013 12:17	1	P1000019.D	CLP-2 0.53(mm)
STD2 240-100488/20 IC		09/07/2013 12:32	1	P1000020.D	CLP-1 0.53(mm)
STD2 240-100488/20 IC		09/07/2013 12:32	1	P1000020.D	CLP-2 0.53(mm)
STD005 240-100488/21 IC		09/07/2013 12:47	1	P1000021.D	CLP-1 0.53(mm)
STD005 240-100488/21 IC		09/07/2013 12:47	1	P1000021.D	CLP-2 0.53(mm)
STD01 240-100488/22 IC		09/07/2013 13:02	1	P1000022.D	CLP-1 0.53(mm)
STD01 240-100488/22 IC		09/07/2013 13:02	1	P1000022.D	CLP-2 0.53(mm)
STD02 240-100488/23 IC		09/07/2013 13:17	1	P1000023.D	CLP-1 0.53(mm)
STD02 240-100488/23 IC		09/07/2013 13:17	1	P1000023.D	CLP-2 0.53(mm)
STD05 240-100488/24 IC		09/07/2013 13:33	1	P1000024.D	CLP-1 0.53(mm)
STD05 240-100488/24 IC		09/07/2013 13:33	1	P1000024.D	CLP-2 0.53(mm)
STD1 240-100488/25 IC		09/07/2013 13:48	1	P1000025.D	CLP-1 0.53(mm)
STD1 240-100488/25 IC		09/07/2013 13:48	1	P1000025.D	CLP-2 0.53(mm)
STD2 240-100488/26 IC		09/07/2013 14:03	1	P1000026.D	CLP-1 0.53(mm)
STD2 240-100488/26 IC		09/07/2013 14:03	1	P1000026.D	CLP-2 0.53(mm)
STD005 240-100488/27 IC		09/07/2013 14:18	1	P1000027.D	CLP-1 0.53(mm)
STD005 240-100488/27 IC		09/07/2013 14:18	1	P1000027.D	CLP-2 0.53(mm)
STD01 240-100488/28 IC		09/07/2013 14:34	1	P1000028.D	CLP-1 0.53(mm)
STD01 240-100488/28 IC		09/07/2013 14:34	1	P1000028.D	CLP-2 0.53(mm)
STD02 240-100488/29 IC		09/07/2013 14:49	1	P1000029.D	CLP-1 0.53(mm)
STD02 240-100488/29 IC		09/07/2013 14:49	1	P1000029.D	CLP-2 0.53(mm)
STD05 240-100488/30 ICRT		09/07/2013 15:04	1	P1000030.D	CLP-1 0.53(mm)
STD05 240-100488/30 ICRT		09/07/2013 15:04	1	P1000030.D	CLP-2 0.53(mm)
STD1 240-100488/31 IC		09/07/2013 15:19	1	P1000031.D	CLP-1 0.53(mm)
STD1 240-100488/31 IC		09/07/2013 15:19	1	P1000031.D	CLP-2 0.53(mm)
STD2 240-100488/32 IC		09/07/2013 15:34	1	P1000032.D	CLP-1 0.53(mm)
STD2 240-100488/32 IC		09/07/2013 15:34	1	P1000032.D	CLP-2 0.53(mm)
STD005 240-100488/33 IC		09/07/2013 15:50	1		CLP-1 0.53(mm)
STD005 240-100488/33 IC		09/07/2013 15:50	1		CLP-2 0.53(mm)
STD01 240-100488/34 IC		09/07/2013 16:05	1		CLP-1 0.53(mm)
STD01 240-100488/34 IC		09/07/2013 16:05	1		CLP-2 0.53(mm)

PCBS ANALYSIS RUN LOG

Lab Name: TestAmerica Canton Job No.: 240-28500-1

SDG No.:

Instrument ID: A2HP10 Start Date: 09/07/2013 08:15

Analysis Batch Number: 100488 End Date: 09/07/2013 20:38

LAB SAMPLE ID	CLIENT SAMPLE ID	DATE ANALYZED	DILUTION FACTOR	LAB FILE ID	COLUMN ID
STD02 240-100488/35 IC		09/07/2013 16:20	1		CLP-1 0.53(mm)
STD02 240-100488/35 IC		09/07/2013 16:20	1		CLP-2 0.53(mm)
STD05 240-100488/36 IC		09/07/2013 16:35	1		CLP-1 0.53(mm)
STD05 240-100488/36 IC		09/07/2013 16:35	1		CLP-2 0.53(mm)
STD1 240-100488/37 IC		09/07/2013 16:50	1		CLP-1 0.53(mm)
STD1 240-100488/37 IC		09/07/2013 16:50	1		CLP-2 0.53(mm)
STD2 240-100488/38 IC		09/07/2013 17:06	1		CLP-1 0.53(mm)
STD2 240-100488/38 IC		09/07/2013 17:06	1		CLP-2 0.53(mm)
STD005 240-100488/39 IC		09/07/2013 17:21	1		CLP-1 0.53(mm)
STD005 240-100488/39 IC		09/07/2013 17:21	1		CLP-2 0.53(mm)
STD01 240-100488/40 IC		09/07/2013 17:36	1		CLP-1 0.53(mm)
STD01 240-100488/40 IC		09/07/2013 17:36	1		CLP-2 0.53(mm)
STD02 240-100488/41 IC		09/07/2013 17:51	1		CLP-1 0.53(mm)
STD02 240-100488/41 IC		09/07/2013 17:51	1		CLP-2 0.53(mm)
STD05 240-100488/42 IC		09/07/2013 18:06	1		CLP-1 0.53(mm)
STD05 240-100488/42 IC		09/07/2013 18:06	1		CLP-2 0.53(mm)
STD1 240-100488/43 IC		09/07/2013 18:22	1		CLP-1 0.53(mm)
STD1 240-100488/43 IC		09/07/2013 18:22	1		CLP-2 0.53(mm)
STD2 240-100488/44 IC		09/07/2013 18:37	1		CLP-1 0.53(mm)
STD2 240-100488/44 IC		09/07/2013 18:37	1		CLP-2 0.53(mm)
ICV 240-100488/45		09/07/2013 18:52	1		CLP-1 0.53(mm)
ICV 240-100488/45		09/07/2013 18:52	1		CLP-2 0.53(mm)
ICV 240-100488/46		09/07/2013 19:07	1		CLP-1 0.53(mm)
ICV 240-100488/46		09/07/2013 19:07	1		CLP-2 0.53(mm)
ICV 240-100488/47		09/07/2013 19:22	1		CLP-1 0.53(mm)
ICV 240-100488/47		09/07/2013 19:22	1		CLP-2 0.53(mm)
ICV 240-100488/48		09/07/2013 19:38	1		CLP-1 0.53(mm)
ICV 240-100488/48		09/07/2013 19:38	1		CLP-2 0.53(mm)
ICV 240-100488/49		09/07/2013 19:53	1		CLP-1 0.53(mm)
ICV 240-100488/49		09/07/2013 19:53	1		CLP-2 0.53(mm)
ICV 240-100488/50		09/07/2013 20:08	1	P1000050.D	CLP-1 0.53(mm)
ICV 240-100488/50		09/07/2013 20:08	1	P1000050.D	CLP-2 0.53(mm)
ICV 240-100488/51		09/07/2013 20:23	1		CLP-1 0.53(mm)
ICV 240-100488/51		09/07/2013 20:23	1		CLP-2 0.53(mm)
ICV 240-100488/52		09/07/2013 20:38	1		CLP-1 0.53(mm)
ICV 240-100488/52		09/07/2013 20:38	1		CLP-2 0.53(mm)

FORM VI
PCBS INITIAL CALIBRATION DATA
EXTERNAL STANDARD CURVE EVALUATION

Lab Name: TestAmerica Canton Job No.: 240-28500-1 Analy Batch No.: 100488

SDG No.:

Instrument ID: A2HP10 GC Column: CLP-2 ID: 0.53(mm) Heated Purge: (Y/N) N

Calibration Start Date: 09/07/2013 08:15 Calibration End Date: 09/07/2013 09:30 Calibration ID: 17343

Calibration Files:

LEVEL:	LAB SAMPLE ID:	LAB FILE ID:
Level 1	STD005 240-100488/3	P1000003.D
Level 2	STD01 240-100488/4	P1000004.D
Level 3	STD02 240-100488/5	P1000005.D
Level 4	STD05 240-100488/6	P1000006.D
Level 5	STD1 240-100488/7	P1000007.D
Level 6	STD2 240-100488/8	P1000008.D

ANALYTE	CF				CURVE TYPE	COEFFICIENT			#	MIN CF	%RSD	#	MAX %RSD	R^2 OR COD	#	MIN R^2 OR COD
	LVL 1 LVL 5	LVL 2 LVL 6	LVL 3	LVL 4		B	M1	M2								
PCB-1232 Peak 1	24212000 15942710	19814490 14651601	19046580	18197620	Ave		18644166.8				18.0		20.0			
PCB-1232 Peak 2	18400100 12842632	14033890 11915329	14924970	14396492	Ave		14418902.2				16.0		20.0			
PCB-1232 Peak 3	32908740 25450821	29530230 24343345	29249625	28106440	Ave		28264866.9				11.0		20.0			
PCB-1232 Peak 4	16629600 11185508	13951460 10590975	13614965	12501928	Ave		13079072.7				17.0		20.0			
PCB-1232 Peak 5	14053740 8757062	11353370 8627806	10243670	9789776	Ave		10470904.0				19.0		20.0			

Note: The m1 coefficient is the same as Ave CF for an Ave curve type.

FORM VI
PCBS INITIAL CALIBRATION DATA
EXTERNAL STANDARD CURVE EVALUATION

Lab Name: TestAmerica Canton Job No.: 240-28500-1 Analy Batch No.: 100488

SDG No.:

Instrument ID: A2HP10 GC Column: CLP-1 ID: 0.53(mm) Heated Purge: (Y/N) N

Calibration Start Date: 09/07/2013 09:46 Calibration End Date: 09/07/2013 11:01 Calibration ID: 17348

Calibration Files:

LEVEL:	LAB SAMPLE ID:	LAB FILE ID:
Level 1	STD005 240-100488/9	P1000009.D
Level 2	STD01 240-100488/10	P1000010.D
Level 3	STD02 240-100488/11	P1000011.D
Level 4	STD05 240-100488/12	P1000012.D
Level 5	STD1 240-100488/13	P1000013.D
Level 6	STD2 240-100488/14	P1000014.D

ANALYTE	CF				CURVE TYPE	COEFFICIENT			#	MIN CF	%RSD	#	MAX %RSD	R^2 OR COD	#	MIN R^2 OR COD
	LVL 1 LVL 5	LVL 2 LVL 6	LVL 3	LVL 4		B	M1	M2								
PCB-1242 Peak 1	19764220 13018145	17654930 13279561	16328870	15723804	Ave		15961588.3				16.0		20.0			
PCB-1242 Peak 2	37514120 24160209	32720680 24040104	30562320	29049232	Ave		29674444.1				17.0		20.0			
PCB-1242 Peak 3	66098760 49335575	63246340 49947172	57538810	56787730	Ave		57159064.4				12.0		20.0			
PCB-1242 Peak 4	29585800 22243780	24376180 22611152	21834875	24886028	Ave		24256302.4				12.0		20.0			
PCB-1242 Peak 5	32409720 23049880	29691270 23089465	27154855	25410682	Ave		26800978.7				14.0		20.0			

Note: The ml coefficient is the same as Ave CF for an Ave curve type.

FORM VI
PCBS INITIAL CALIBRATION DATA
EXTERNAL STANDARD CURVE EVALUATION

Lab Name: TestAmerica Canton Job No.: 240-28500-1 Analy Batch No.: 100488

SDG No.:

Instrument ID: A2HP10 GC Column: CLP-2 ID: 0.53(mm) Heated Purge: (Y/N) N

Calibration Start Date: 09/07/2013 09:46 Calibration End Date: 09/07/2013 11:01 Calibration ID: 17349

Calibration Files:

LEVEL:	LAB SAMPLE ID:	LAB FILE ID:
Level 1	STD005 240-100488/9	P1000009.D
Level 2	STD01 240-100488/10	P1000010.D
Level 3	STD02 240-100488/11	P1000011.D
Level 4	STD05 240-100488/12	P1000012.D
Level 5	STD1 240-100488/13	P1000013.D
Level 6	STD2 240-100488/14	P1000014.D

ANALYTE	CF				CURVE TYPE	COEFFICIENT			#	MIN CF	%RSD	#	MAX %RSD	R^2 OR COD	#	MIN R^2 OR COD
	LVL 1 LVL 5	LVL 2 LVL 6	LVL 3	LVL 4		B	M1	M2								
PCB-1242 Peak 1	16282580 10775634	15245180 10592236	13906900	12635368	Ave		13239649.6				18.0		20.0			
PCB-1242 Peak 2	31827480 21630104	28758820 21163663	26913150	25588052	Ave		25980211.5				16.0		20.0			
PCB-1242 Peak 3	60819940 44127213	54893680 44607859	52957870	50448320	Ave		51309146.9				12.0		20.0			
PCB-1242 Peak 4	28181040 19028094	23450410 18679418	23382260	21634046	Ave		22392544.6				16.0		20.0			
PCB-1242 Peak 5	26774040 15047778	22541700 14711320	19475545	17127740	Lin1	732699.127	14578201.1							0.9980		0.9900

Note: The m1 coefficient is the same as Ave CF for an Ave curve type.

FORM VI
PCBS INITIAL CALIBRATION DATA
EXTERNAL STANDARD CURVE EVALUATION

Lab Name: TestAmerica Canton Job No.: 240-28500-1 Analy Batch No.: 100488

SDG No.:

Instrument ID: A2HP10 GC Column: CLP-1 ID: 0.53(mm) Heated Purge: (Y/N) N

Calibration Start Date: 09/07/2013 11:16 Calibration End Date: 09/07/2013 12:32 Calibration ID: 17354

Calibration Files:

LEVEL:	LAB SAMPLE ID:	LAB FILE ID:
Level 1	STD005 240-100488/15	P1000015.D
Level 2	STD01 240-100488/16	P1000016.D
Level 3	STD02 240-100488/17	P1000017.D
Level 4	STD05 240-100488/18	P1000018.D
Level 5	STD1 240-100488/19	P1000019.D
Level 6	STD2 240-100488/20	P1000020.D

ANALYTE	CF				CURVE TYPE	COEFFICIENT			#	MIN CF	%RSD	#	MAX %RSD	R^2 OR COD	#	MIN R^2 OR COD
	LVL 1 LVL 5	LVL 2 LVL 6	LVL 3	LVL 4		B	M1	M2								
PCB-1248 Peak 1	17212860 12632622	16688670 11815422	14953170	13672518	Ave		14495877.0				15.0		20.0			
PCB-1248 Peak 2	36275600 32990090	37470490 31255274	34573780	38428502	Ave		35165622.8				7.8		20.0			
PCB-1248 Peak 3	47991160 35500843	42687340 34483348	41279270	42391020	Ave		40722163.4				12.0		20.0			
PCB-1248 Peak 4	23617700 20421220	19594230 19685939	22110110	21971986	Ave		21233530.8				7.5		20.0			
PCB-1248 Peak 5	21968040 17891470	21570070 18681028	21266555	20603548	Ave		20330118.5				8.2		20.0			

Note: The m1 coefficient is the same as Ave CF for an Ave curve type.

FORM VI
PCBS INITIAL CALIBRATION DATA
EXTERNAL STANDARD CURVE EVALUATION

Lab Name: TestAmerica Canton Job No.: 240-28500-1 Analy Batch No.: 100488

SDG No.:

Instrument ID: A2HP10 GC Column: CLP-2 ID: 0.53(mm) Heated Purge: (Y/N) N

Calibration Start Date: 09/07/2013 11:16 Calibration End Date: 09/07/2013 12:32 Calibration ID: 17355

Calibration Files:

LEVEL:	LAB SAMPLE ID:	LAB FILE ID:
Level 1	STD005 240-100488/15	P1000015.D
Level 2	STD01 240-100488/16	P1000016.D
Level 3	STD02 240-100488/17	P1000017.D
Level 4	STD05 240-100488/18	P1000018.D
Level 5	STD1 240-100488/19	P1000019.D
Level 6	STD2 240-100488/20	P1000020.D

ANALYTE	CF				CURVE TYPE	COEFFICIENT			#	MIN CF	%RSD	#	MAX %RSD	R^2 OR COD	#	MIN R^2 OR COD
	LVL 1 LVL 5	LVL 2 LVL 6	LVL 3	LVL 4		B	M1	M2								
PCB-1248 Peak 1	16842780 10717062	15525330 10131593	13670985	11701002	Lin1	452742.181	10193029.6							0.9970		0.9900
PCB-1248 Peak 2	38517240 28573357	37334780 28615981	34096015	30923740	Ave		33010185.4				13.0		20.0			
PCB-1248 Peak 3	36410460 27532598	35128620 27245851	33643555	28761510	Ave		31453765.6				13.0		20.0			
PCB-1248 Peak 4	33885580 26816984	33812860 26206031	31891335	28733908	Ave		30224449.7				11.0		20.0			
PCB-1248 Peak 5	22875840 16973915	22261860 16935186	21128875	18106662	Ave		19713723.0				14.0		20.0			

Note: The m1 coefficient is the same as Ave CF for an Ave curve type.

FORM VI
PCBS INITIAL CALIBRATION DATA
EXTERNAL STANDARD CURVE EVALUATION

Lab Name: TestAmerica Canton Job No.: 240-28500-1 Analy Batch No.: 100488

SDG No.:

Instrument ID: A2HP10 GC Column: CLP-1 ID: 0.53(mm) Heated Purge: (Y/N) N

Calibration Start Date: 09/07/2013 12:47 Calibration End Date: 09/07/2013 14:03 Calibration ID: 17318

Calibration Files:

LEVEL:	LAB SAMPLE ID:	LAB FILE ID:
Level 1	STD005 240-100488/21	P1000021.D
Level 2	STD01 240-100488/22	P1000022.D
Level 3	STD02 240-100488/23	P1000023.D
Level 4	STD05 240-100488/24	P1000024.D
Level 5	STD1 240-100488/25	P1000025.D
Level 6	STD2 240-100488/26	P1000026.D

ANALYTE	CF				CURVE TYPE	COEFFICIENT			#	MIN CF	%RSD	#	MAX %RSD	R^2 OR COD	#	MIN R^2 OR COD
	LVL 1 LVL 5	LVL 2 LVL 6	LVL 3	LVL 4		B	M1	M2								
PCB-1221 Peak 1	14284240 9111735	12690910 9012891	11217185	9978126	Ave		11049181.1				19.0		20.0			
PCB-1221 Peak 2	7473660 4711185	6680670 4837707	5945855	5363752	Ave		5835471.50				19.0		20.0			
PCB-1221 Peak 3	31788360 22171762	30832980 21217772	27804305	25217490	Ave		26505444.8				17.0		20.0			
PCB-1254 Peak 1	37328820 26828647	37301130 26982968	33850925	31158280	Ave		32241795.0				15.0		20.0			
PCB-1254 Peak 2	72836560 56805745	70367700 58961940	68017240	64092740	Ave		65180320.8				9.8		20.0			
PCB-1254 Peak 3	46790780 40160039	44278890 42497651	44533230	42563270	Ave		43470643.3				5.2		20.0			
PCB-1254 Peak 4	43992680 35344225	41958250 36717663	41348140	39403828	Ave		39794130.9				8.3		20.0			
PCB-1254 Peak 5	66687860 53459817	65129060 54732214	61867920	59164776	Ave		60173607.8				9.0		20.0			

Note: The ml coefficient is the same as Ave CF for an Ave curve type.

FORM VI
PCBS INITIAL CALIBRATION DATA
EXTERNAL STANDARD CURVE EVALUATION

Lab Name: TestAmerica Canton Job No.: 240-28500-1 Analy Batch No.: 100488

SDG No.:

Instrument ID: A2HP10 GC Column: CLP-2 ID: 0.53(mm) Heated Purge: (Y/N) N

Calibration Start Date: 09/07/2013 12:47 Calibration End Date: 09/07/2013 14:03 Calibration ID: 17319

Calibration Files:

LEVEL:	LAB SAMPLE ID:	LAB FILE ID:
Level 1	STD005 240-100488/21	P1000021.D
Level 2	STD01 240-100488/22	P1000022.D
Level 3	STD02 240-100488/23	P1000023.D
Level 4	STD05 240-100488/24	P1000024.D
Level 5	STD1 240-100488/25	P1000025.D
Level 6	STD2 240-100488/26	P1000026.D

ANALYTE	CF				CURVE TYPE	COEFFICIENT			#	MIN CF	%RSD	#	MAX %RSD	R^2 OR COD	#	MIN R^2 OR COD
	LVL 1 LVL 5	LVL 2 LVL 6	LVL 3	LVL 4		B	M1	M2								
PCB-1221 Peak 1	12599340 7695317	10862030 7641215	10008950	8546034	Lin1	311840.242	7557839.36							0.9980		0.9900
PCB-1221 Peak 2	7958240 5161120	7685610 4928971	6764455	5648454	Ave		6357808.25				20.0		20.0			
PCB-1221 Peak 3	28911560 18158460	25463410 17515414	22829960	20188164	Ave		22177828.0				20.0		20.0			
PCB-1254 Peak 1	38615500 27663745	37034690 27636501	33721265	30470792	Ave		32523748.8				14.0		20.0			
PCB-1254 Peak 2	43355260 31707771	42193240 31752485	38199830	34323046	Ave		36921938.7				14.0		20.0			
PCB-1254 Peak 3	69676200 51007612	65349200 52174985	60984480	54926218	Ave		59019782.5				13.0		20.0			
PCB-1254 Peak 4	52640560 39998476	50469890 40856767	46772620	42461190	Ave		45533250.5				12.0		20.0			
PCB-1254 Peak 5	62506980 48286861	61516870 48909706	57117975	51202896	Ave		54923548.0				12.0		20.0			

Note: The m1 coefficient is the same as Ave CF for an Ave curve type.

FORM VI
PCBS INITIAL CALIBRATION DATA
EXTERNAL STANDARD CURVE EVALUATION

Lab Name: TestAmerica Canton Job No.: 240-28500-1 Analy Batch No.: 100488

SDG No.:

Instrument ID: A2HP10 GC Column: CLP-1 ID: 0.53(mm) Heated Purge: (Y/N) N

Calibration Start Date: 09/07/2013 14:18 Calibration End Date: 09/07/2013 15:34 Calibration ID: 17324

Calibration Files:

LEVEL:	LAB SAMPLE ID:	LAB FILE ID:
Level 1	STD005 240-100488/27	P1000027.D
Level 2	STD01 240-100488/28	P1000028.D
Level 3	STD02 240-100488/29	P1000029.D
Level 4	STD05 240-100488/30	P1000030.D
Level 5	STD1 240-100488/31	P1000031.D
Level 6	STD2 240-100488/32	P1000032.D

ANALYTE	CF				CURVE TYPE	COEFFICIENT			#	MIN CF	%RSD	#	MAX %RSD	R^2 OR COD	#	MIN R^2 OR COD
	LVL 1 LVL 5	LVL 2 LVL 6	LVL 3	LVL 4		B	M1	M2								
PCB-1016 Peak 1	21385700 16802899	20794510 15484820	20111530	18943782	Ave		18920540.2				12.0		20.0			
PCB-1016 Peak 2	40588180 30363180	38253280 28258776	37014580	33277594	Ave		34625931.6				14.0		20.0			
PCB-1016 Peak 3	80978940 67142334	79579040 59592946	72559910	67169096	Ave		71170377.6				12.0		20.0			
PCB-1016 Peak 4	33667800 28374173	33798330 26449685	27413790	29874800	Ave		29929763.0				11.0		20.0			
PCB-1016 Peak 5	35193000 29189671	33994900 26735489	32452655	29195408	Ave		31126853.8				10.0		20.0			
PCB-1260 Peak 1	49397600 40252946	50016270 39196106	47425555	44821268	Ave		45184957.4				10.0		20.0			
PCB-1260 Peak 2	88425780 72185606	88244860 70500621	86241475	79277360	Ave		80812616.9				10.0		20.0			
PCB-1260 Peak 3	79476160 68860670	80324630 67832320	80958680	75149460	Ave		75433653.3				7.8		20.0			
PCB-1260 Peak 4	117670120 99853853	116372850 99215872	115951535	108599068	Ave		109610550				7.7		20.0			
PCB-1260 Peak 5	53040640 44905531	50568490 44253891	50963920	48307562	Ave		48673339.0				7.2		20.0			
Tetrachloro-m-xylene	1167322400 974696040	1133825200 941441540	1173416100	1072528480	Ave		1077204960				9.2		20.0			
Decachlorobiphenyl	1196368000 911526720	1112686400 877443510	1086590000	1014587160	Ave		1033200298				12.0		20.0			

Note: The m1 coefficient is the same as Ave CF for an Ave curve type.

FORM VI
PCBS INITIAL CALIBRATION DATA
EXTERNAL STANDARD CURVE EVALUATION

Lab Name: TestAmerica Canton Job No.: 240-28500-1 Analy Batch No.: 100488

SDG No.:

Instrument ID: A2HP10 GC Column: CLP-2 ID: 0.53(mm) Heated Purge: (Y/N) N

Calibration Start Date: 09/07/2013 14:18 Calibration End Date: 09/07/2013 15:34 Calibration ID: 17325

Calibration Files:

LEVEL:	LAB SAMPLE ID:	LAB FILE ID:
Level 1	STD005 240-100488/27	P1000027.D
Level 2	STD01 240-100488/28	P1000028.D
Level 3	STD02 240-100488/29	P1000029.D
Level 4	STD05 240-100488/30	P1000030.D
Level 5	STD1 240-100488/31	P1000031.D
Level 6	STD2 240-100488/32	P1000032.D

ANALYTE	CF				CURVE TYPE	COEFFICIENT			#	MIN CF	%RSD	#	MAX %RSD	R^2 OR COD	#	MIN R^2 OR COD
	LVL 1 LVL 5	LVL 2 LVL 6	LVL 3	LVL 4		B	M1	M2								
PCB-1016 Peak 1	19150720 13049793	17159250 12273569	16516075	14621006	Ave		15461735.5				17.0		20.0			
PCB-1016 Peak 2	32919640 26618415	35873860 25038161	32645060	29228824	Ave		30387326.8				14.0		20.0			
PCB-1016 Peak 3	67188260 55225060	66943700 54158652	61715220	59010000	Ave		60706815.3				9.3		20.0			
PCB-1016 Peak 4	29960880 23689823	30567460 22986528	27203320	25448790	Ave		26642800.2				12.0		20.0			
PCB-1016 Peak 5	26990340 18616344	23863540 18001213	21824795	19642840	Ave		21489845.3				16.0		20.0			
PCB-1260 Peak 1	48733040 36059036	44991680 35779884	42074590	38243740	Ave		40980328.3				13.0		20.0			
PCB-1260 Peak 2	50751560 41393071	51048860 41114689	48116810	44052932	Ave		46079653.7				9.8		20.0			
PCB-1260 Peak 3	70622700 60356707	72031750 60116810	69293915	63582564	Ave		66000741.0				8.0		20.0			
PCB-1260 Peak 4	90883820 78087330	89144170 80212670	89799280	84542502	Ave		85444961.9				6.3		20.0			
PCB-1260 Peak 5	69476040 56892974	67778370 56818760	66315090	61708556	Ave		63164965.0				8.8		20.0			
Tetrachloro-m-xylene	962488400 791834160	899508600 788329410	885171200	834437160	Ave		860294822				7.9		20.0			
Decachlorobiphenyl	871776800 644919080	786014000 631895650	776839800	720715040	Ave		738693395				12.0		20.0			

Note: The m1 coefficient is the same as Ave CF for an Ave curve type.

FORM VII
PCBS CONTINUING CALIBRATION DATA

Lab Name: TestAmerica Canton Job No.: 240-28500-1

SDG No.:

Lab Sample ID: ICV 240-100488/50 Calibration Date: 09/07/2013 20:08

Instrument ID: A2HP10 Calib Start Date: 09/07/2013 14:18

GC Column: CLP-1 ID: 0.53(mm) Calib End Date: 09/07/2013 15:34

Lab File ID: P1000050.D Conc. Units: ng/uL

ANALYTE	CURVE TYPE	AVE CF	CF	MIN CF	CALC AMOUNT	SPIKE AMOUNT	%D	MAX %D
PCB-1016 Peak 1	Ave	18920540	17296453		0.914	1.00	-8.6	20.0
PCB-1016 Peak 2	Ave	34625932	32390913		0.935	1.00	-6.5	20.0
PCB-1016 Peak 3	Ave	71170378	64677016		0.909	1.00	-9.1	20.0
PCB-1016 Peak 4	Ave	29929763	29030728		0.970	1.00	-3.0	20.0
PCB-1016 Peak 5	Ave	31126854	29197087		0.938	1.00	-6.2	20.0
PCB-1260 Peak 1	Ave	45184957	41325814		0.915	1.00	-8.5	20.0
PCB-1260 Peak 2	Ave	80812617	74850357		0.926	1.00	-7.4	20.0
PCB-1260 Peak 3	Ave	75433653	70352636		0.933	1.00	-6.7	20.0
PCB-1260 Peak 4	Ave	109610550	108075176		0.986	1.00	-1.4	20.0
PCB-1260 Peak 5	Ave	48673339	48746629		1.00	1.00	0.2	20.0

FORM VII
PCBS CONTINUING CALIBRATION DATA

Lab Name: TestAmerica Canton Job No.: 240-28500-1

SDG No.:

Lab Sample ID: ICV 240-100488/50 Calibration Date: 09/07/2013 20:08

Instrument ID: A2HP10 Calib Start Date: 09/07/2013 14:18

GC Column: CLP-2 ID: 0.53(mm) Calib End Date: 09/07/2013 15:34

Lab File ID: P1000050.D Conc. Units: ng/uL

ANALYTE	CURVE TYPE	AVE CF	CF	MIN CF	CALC AMOUNT	SPIKE AMOUNT	%D	MAX %D
PCB-1016 Peak 1	Ave	15461736	14418208		0.933	1.00	-6.7	20.0
PCB-1016 Peak 2	Ave	30387327	28512986		0.938	1.00	-6.2	20.0
PCB-1016 Peak 3	Ave	60706815	58764885		0.968	1.00	-3.2	20.0
PCB-1016 Peak 4	Ave	26642800	25065050		0.941	1.00	-5.9	20.0
PCB-1016 Peak 5	Ave	21489845	19608649		0.912	1.00	-8.8	20.0
PCB-1260 Peak 1	Ave	40980328	37996822		0.927	1.00	-7.3	20.0
PCB-1260 Peak 2	Ave	46079654	43354987		0.941	1.00	-5.9	20.0
PCB-1260 Peak 3	Ave	66000741	63101852		0.956	1.00	-4.4	20.0
PCB-1260 Peak 4	Ave	85444962	87418317		1.02	1.00	2.3	20.0
PCB-1260 Peak 5	Ave	63164965	62598857		0.991	1.00	-0.9	20.0

PCBS ANALYSIS RUN LOG

Lab Name: TestAmerica Canton Job No.: 240-28500-1

SDG No.:

Instrument ID: A2HP10 Start Date: 09/11/2013 01:06

Analysis Batch Number: 100924 End Date: 09/11/2013 09:54

LAB SAMPLE ID	CLIENT SAMPLE ID	DATE ANALYZED	DILUTION FACTOR	LAB FILE ID	COLUMN ID
CCV 240-100924/3 CCVRT		09/11/2013 01:06	1	P1000003.D	CLP-1 0.53(mm)
CCV 240-100924/3 CCVRT		09/11/2013 01:06	1	P1000003.D	CLP-2 0.53(mm)
ZZZZZ		09/11/2013 03:51	1		CLP-1 0.53(mm)
ZZZZZ		09/11/2013 03:51	1		CLP-2 0.53(mm)
ZZZZZ		09/11/2013 04:06	1		CLP-1 0.53(mm)
ZZZZZ		09/11/2013 04:06	1		CLP-2 0.53(mm)
ZZZZZ		09/11/2013 04:22	1		CLP-1 0.53(mm)
ZZZZZ		09/11/2013 04:22	1		CLP-2 0.53(mm)
240-28500-2	DR-SB-213-10-12	09/11/2013 04:37	1	P1000015.D	CLP-1 0.53(mm)
240-28500-2	DR-SB-213-10-12	09/11/2013 04:37	1	P1000015.D	CLP-2 0.53(mm)
ZZZZZ		09/11/2013 04:52	1		CLP-1 0.53(mm)
ZZZZZ		09/11/2013 04:52	1		CLP-2 0.53(mm)
240-28500-4	DR-SB-214-10-12	09/11/2013 05:07	1	P1000017.D	CLP-1 0.53(mm)
240-28500-4	DR-SB-214-10-12	09/11/2013 05:07	1	P1000017.D	CLP-2 0.53(mm)
ZZZZZ		09/11/2013 05:22	1		CLP-1 0.53(mm)
ZZZZZ		09/11/2013 05:22	1		CLP-2 0.53(mm)
ZZZZZ		09/11/2013 05:38	1		CLP-1 0.53(mm)
ZZZZZ		09/11/2013 05:38	1		CLP-2 0.53(mm)
ZZZZZ		09/11/2013 05:53	1		CLP-1 0.53(mm)
ZZZZZ		09/11/2013 05:53	1		CLP-2 0.53(mm)
240-28500-8	DR-SB-216-06-08	09/11/2013 06:08	1	P1000021.D	CLP-1 0.53(mm)
240-28500-8	DR-SB-216-06-08	09/11/2013 06:08	1	P1000021.D	CLP-2 0.53(mm)
ZZZZZ		09/11/2013 06:23	1		CLP-1 0.53(mm)
ZZZZZ		09/11/2013 06:23	1		CLP-2 0.53(mm)
240-28500-10	DR-SB-217-06-08	09/11/2013 06:38	1	P1000023.D	CLP-1 0.53(mm)
240-28500-10	DR-SB-217-06-08	09/11/2013 06:38	1	P1000023.D	CLP-2 0.53(mm)
ZZZZZ		09/11/2013 06:53	1		CLP-1 0.53(mm)
ZZZZZ		09/11/2013 06:53	1		CLP-2 0.53(mm)
MB 240-100629/23-A		09/11/2013 07:09	1	P1000025.D	CLP-1 0.53(mm)
MB 240-100629/23-A		09/11/2013 07:09	1	P1000025.D	CLP-2 0.53(mm)
CCV 240-100924/26		09/11/2013 07:24	1	P1000026.D	CLP-1 0.53(mm)
CCV 240-100924/26		09/11/2013 07:24	1	P1000026.D	CLP-2 0.53(mm)
240-28500-12	DR-SB-218-06-08	09/11/2013 07:39	1	P1000027.D	CLP-1 0.53(mm)
240-28500-12	DR-SB-218-06-08	09/11/2013 07:39	1	P1000027.D	CLP-2 0.53(mm)
240-28500-14	DR-SB-DUP02	09/11/2013 07:54	1	P1000028.D	CLP-1 0.53(mm)
240-28500-14	DR-SB-DUP02	09/11/2013 07:54	1	P1000028.D	CLP-2 0.53(mm)
ZZZZZ		09/11/2013 08:10	1		CLP-1 0.53(mm)
ZZZZZ		09/11/2013 08:10	1		CLP-2 0.53(mm)
ZZZZZ		09/11/2013 08:25	1		CLP-1 0.53(mm)
ZZZZZ		09/11/2013 08:25	1		CLP-2 0.53(mm)
ZZZZZ		09/11/2013 08:40	1		CLP-1 0.53(mm)
ZZZZZ		09/11/2013 08:40	1		CLP-2 0.53(mm)
ZZZZZ		09/11/2013 08:55	1		CLP-1 0.53(mm)
ZZZZZ		09/11/2013 08:55	1		CLP-2 0.53(mm)

PCBS ANALYSIS RUN LOG

Lab Name: TestAmerica Canton Job No.: 240-28500-1

SDG No.:

Instrument ID: A2HP10 Start Date: 09/11/2013 01:06

Analysis Batch Number: 100924 End Date: 09/11/2013 09:54

LAB SAMPLE ID	CLIENT SAMPLE ID	DATE ANALYZED	DILUTION FACTOR	LAB FILE ID	COLUMN ID
ZZZZZ		09/11/2013 09:10	1		CLP-1 0.53(mm)
ZZZZZ		09/11/2013 09:10	1		CLP-2 0.53(mm)
LCS 240-100629/24-A		09/11/2013 09:38	1	P1000034.D	CLP-1 0.53(mm)
LCS 240-100629/24-A		09/11/2013 09:38	1	P1000034.D	CLP-2 0.53(mm)
CCV 240-100924/35		09/11/2013 09:54	1	P1000035.D	CLP-1 0.53(mm)
CCV 240-100924/35		09/11/2013 09:54	1	P1000035.D	CLP-2 0.53(mm)

FORM VII
PCBS CONTINUING CALIBRATION DATA

Lab Name: TestAmerica Canton Job No.: 240-28500-1

SDG No.:

Lab Sample ID: CCV 240-100924/3 Calibration Date: 09/11/2013 01:06

Instrument ID: A2HP10 Calib Start Date: 09/07/2013 14:18

GC Column: CLP-1 ID: 0.53(mm) Calib End Date: 09/07/2013 15:34

Lab File ID: P1000003.D Conc. Units: ng/uL

ANALYTE	CURVE TYPE	AVE CF	CF	MIN CF	CALC AMOUNT	SPIKE AMOUNT	%D	MAX %D
PCB-1016 Peak 1	Ave	18920540	17915162		0.473	0.500	-5.3	20.0
PCB-1016 Peak 2	Ave	34625932	33646808		0.486	0.500	-2.8	20.0
PCB-1016 Peak 3	Ave	71170378	62687762		0.440	0.500	-11.9	20.0
PCB-1016 Peak 4	Ave	29929763	26616588		0.445	0.500	-11.1	20.0
PCB-1016 Peak 5	Ave	31126854	30064826		0.483	0.500	-3.4	20.0
PCB-1260 Peak 1	Ave	45184957	43494606		0.481	0.500	-3.7	20.0
PCB-1260 Peak 2	Ave	80812617	77430768		0.479	0.500	-4.2	20.0
PCB-1260 Peak 3	Ave	75433653	73442564		0.487	0.500	-2.6	20.0
PCB-1260 Peak 4	Ave	109610550	106025088		0.484	0.500	-3.3	20.0
PCB-1260 Peak 5	Ave	48673339	46592056		0.479	0.500	-4.3	20.0
Tetrachloro-m-xylene	Ave	1077204960	1062672760		0.0247	0.0250	-1.3	20.0
Decachlorobiphenyl	Ave	1033200298	1028025840		0.0249	0.0250	-0.5	20.0

FORM VII
PCBS CONTINUING CALIBRATION DATA

Lab Name: TestAmerica Canton Job No.: 240-28500-1

SDG No.:

Lab Sample ID: CCV 240-100924/3 Calibration Date: 09/11/2013 01:06

Instrument ID: A2HP10 Calib Start Date: 09/07/2013 14:18

GC Column: CLP-2 ID: 0.53(mm) Calib End Date: 09/07/2013 15:34

Lab File ID: P1000003.D Conc. Units: ng/uL

ANALYTE	CURVE TYPE	AVE CF	CF	MIN CF	CALC AMOUNT	SPIKE AMOUNT	%D	MAX %D
PCB-1016 Peak 1	Ave	15461736	16133036		0.522	0.500	4.3	20.0
PCB-1016 Peak 2	Ave	30387327	32234646		0.530	0.500	6.1	20.0
PCB-1016 Peak 3	Ave	60706815	64303392		0.530	0.500	5.9	20.0
PCB-1016 Peak 4	Ave	26642800	27968658		0.525	0.500	5.0	20.0
PCB-1016 Peak 5	Ave	21489845	22482426		0.523	0.500	4.6	20.0
PCB-1260 Peak 1	Ave	40980328	43636072		0.532	0.500	6.5	20.0
PCB-1260 Peak 2	Ave	46079654	49776274		0.540	0.500	8.0	20.0
PCB-1260 Peak 3	Ave	66000741	71161996		0.539	0.500	7.8	20.0
PCB-1260 Peak 4	Ave	85444962	94448094		0.553	0.500	10.5	20.0
PCB-1260 Peak 5	Ave	63164965	69936222		0.554	0.500	10.7	20.0
Tetrachloro-m-xylene	Ave	860294822	935424360		0.0272	0.0250	8.7	20.0
Decachlorobiphenyl	Ave	738693395	824584640		0.0279	0.0250	11.6	20.0

FORM VII
PCBS CONTINUING CALIBRATION DATA

Lab Name: TestAmerica Canton Job No.: 240-28500-1

SDG No.:

Lab Sample ID: CCV 240-100924/26 Calibration Date: 09/11/2013 07:24

Instrument ID: A2HP10 Calib Start Date: 09/07/2013 14:18

GC Column: CLP-1 ID: 0.53(mm) Calib End Date: 09/07/2013 15:34

Lab File ID: P1000026.D Conc. Units: ng/uL

ANALYTE	CURVE TYPE	AVE CF	CF	MIN CF	CALC AMOUNT	SPIKE AMOUNT	%D	MAX %D
PCB-1016 Peak 1	Ave	18920540	18805720		0.497	0.500	-0.6	20.0
PCB-1016 Peak 2	Ave	34625932	33994030		0.491	0.500	-1.8	20.0
PCB-1016 Peak 3	Ave	71170378	68789830		0.483	0.500	-3.3	20.0
PCB-1016 Peak 4	Ave	29929763	30709548		0.513	0.500	2.6	20.0
PCB-1016 Peak 5	Ave	31126854	30612212		0.492	0.500	-1.7	20.0
PCB-1260 Peak 1	Ave	45184957	44698400		0.495	0.500	-1.1	20.0
PCB-1260 Peak 2	Ave	80812617	80038478		0.495	0.500	-1.0	20.0
PCB-1260 Peak 3	Ave	75433653	75949110		0.503	0.500	0.7	20.0
PCB-1260 Peak 4	Ave	109610550	108133232		0.493	0.500	-1.3	20.0
PCB-1260 Peak 5	Ave	48673339	49341580		0.507	0.500	1.4	20.0
Tetrachloro-m-xylene	Ave	1077204960	1058704160		0.0246	0.0250	-1.7	20.0
Decachlorobiphenyl	Ave	1033200298	1008505600		0.0244	0.0250	-2.4	20.0

FORM VII
PCBS CONTINUING CALIBRATION DATA

Lab Name: TestAmerica Canton Job No.: 240-28500-1

SDG No.:

Lab Sample ID: CCV 240-100924/26 Calibration Date: 09/11/2013 07:24

Instrument ID: A2HP10 Calib Start Date: 09/07/2013 14:18

GC Column: CLP-2 ID: 0.53(mm) Calib End Date: 09/07/2013 15:34

Lab File ID: P1000026.D Conc. Units: ng/uL

ANALYTE	CURVE TYPE	AVE CF	CF	MIN CF	CALC AMOUNT	SPIKE AMOUNT	%D	MAX %D
PCB-1016 Peak 1	Ave	15461736	15557246		0.503	0.500	0.6	20.0
PCB-1016 Peak 2	Ave	30387327	31354522		0.516	0.500	3.2	20.0
PCB-1016 Peak 3	Ave	60706815	63221016		0.521	0.500	4.1	20.0
PCB-1016 Peak 4	Ave	26642800	26903600		0.505	0.500	1.0	20.0
PCB-1016 Peak 5	Ave	21489845	20641122		0.480	0.500	-3.9	20.0
PCB-1260 Peak 1	Ave	40980328	41566822		0.507	0.500	1.4	20.0
PCB-1260 Peak 2	Ave	46079654	47500282		0.515	0.500	3.1	20.0
PCB-1260 Peak 3	Ave	66000741	68037476		0.515	0.500	3.1	20.0
PCB-1260 Peak 4	Ave	85444962	88756632		0.519	0.500	3.9	20.0
PCB-1260 Peak 5	Ave	63164965	64196210		0.508	0.500	1.6	20.0
Tetrachloro-m-xylene	Ave	860294822	901879400		0.0262	0.0250	4.8	20.0
Decachlorobiphenyl	Ave	738693395	761043960		0.0258	0.0250	3.0	20.0

FORM VII
PCBS CONTINUING CALIBRATION DATA

Lab Name: TestAmerica Canton Job No.: 240-28500-1

SDG No.:

Lab Sample ID: CCV 240-100924/35 Calibration Date: 09/11/2013 09:54

Instrument ID: A2HP10 Calib Start Date: 09/07/2013 14:18

GC Column: CLP-1 ID: 0.53(mm) Calib End Date: 09/07/2013 15:34

Lab File ID: P1000035.D Conc. Units: ng/uL

ANALYTE	CURVE TYPE	AVE CF	CF	MIN CF	CALC AMOUNT	SPIKE AMOUNT	%D	MAX %D
PCB-1016 Peak 1	Ave	18920540	19988058		0.528	0.500	5.6	20.0
PCB-1016 Peak 2	Ave	34625932	36553444		0.528	0.500	5.6	20.0
PCB-1016 Peak 3	Ave	71170378	73889638		0.519	0.500	3.8	20.0
PCB-1016 Peak 4	Ave	29929763	33414494		0.558	0.500	11.6	20.0
PCB-1016 Peak 5	Ave	31126854	32928636		0.529	0.500	5.8	20.0
PCB-1260 Peak 1	Ave	45184957	47676974		0.528	0.500	5.5	20.0
PCB-1260 Peak 2	Ave	80812617	85116540		0.527	0.500	5.3	20.0
PCB-1260 Peak 3	Ave	75433653	81108302		0.538	0.500	7.5	20.0
PCB-1260 Peak 4	Ave	109610550	115686964		0.528	0.500	5.5	20.0
PCB-1260 Peak 5	Ave	48673339	52097350		0.535	0.500	7.0	20.0
Tetrachloro-m-xylene	Ave	1077204960	1147077240		0.0266	0.0250	6.5	20.0
Decachlorobiphenyl	Ave	1033200298	1092176440		0.0264	0.0250	5.7	20.0

FORM VII
PCBS CONTINUING CALIBRATION DATA

Lab Name: TestAmerica Canton Job No.: 240-28500-1

SDG No.:

Lab Sample ID: CCV 240-100924/35 Calibration Date: 09/11/2013 09:54

Instrument ID: A2HP10 Calib Start Date: 09/07/2013 14:18

GC Column: CLP-2 ID: 0.53(mm) Calib End Date: 09/07/2013 15:34

Lab File ID: P1000035.D Conc. Units: ng/uL

ANALYTE	CURVE TYPE	AVE CF	CF	MIN CF	CALC AMOUNT	SPIKE AMOUNT	%D	MAX %D
PCB-1016 Peak 1	Ave	15461736	16621960		0.538	0.500	7.5	20.0
PCB-1016 Peak 2	Ave	30387327	33375202		0.549	0.500	9.8	20.0
PCB-1016 Peak 3	Ave	60706815	67821788		0.559	0.500	11.7	20.0
PCB-1016 Peak 4	Ave	26642800	29183186		0.548	0.500	9.5	20.0
PCB-1016 Peak 5	Ave	21489845	22907384		0.533	0.500	6.6	20.0
PCB-1260 Peak 1	Ave	40980328	44321914		0.541	0.500	8.2	20.0
PCB-1260 Peak 2	Ave	46079654	50611302		0.549	0.500	9.8	20.0
PCB-1260 Peak 3	Ave	66000741	72463144		0.549	0.500	9.8	20.0
PCB-1260 Peak 4	Ave	85444962	92629940		0.542	0.500	8.4	20.0
PCB-1260 Peak 5	Ave	63164965	67789412		0.537	0.500	7.3	20.0
Tetrachloro-m-xylene	Ave	860294822	960884560		0.0279	0.0250	11.7	20.0
Decachlorobiphenyl	Ave	738693395	798852200		0.0270	0.0250	8.1	20.0

PCBS ANALYSIS RUN LOG

Lab Name: TestAmerica Canton Job No.: 240-28500-1

SDG No.:

Instrument ID: A2HP11 Start Date: 08/16/2013 17:36

Analysis Batch Number: 97817 End Date: 08/17/2013 05:06

LAB SAMPLE ID	CLIENT SAMPLE ID	DATE ANALYZED	DILUTION FACTOR	LAB FILE ID	COLUMN ID
STD0025 240-97817/3 IC		08/16/2013 17:36	1	P1100003.D	CLP-1 0.53(mm)
STD0025 240-97817/3 IC		08/16/2013 17:36	1	P1100003.D	CLP-2 0.53(mm)
STD005 240-97817/4 IC		08/16/2013 17:50	1	P1100004.D	CLP-1 0.53(mm)
STD005 240-97817/4 IC		08/16/2013 17:50	1	P1100004.D	CLP-2 0.53(mm)
STD01 240-97817/5 IC		08/16/2013 18:05	1	P1100005.D	CLP-1 0.53(mm)
STD01 240-97817/5 IC		08/16/2013 18:05	1	P1100005.D	CLP-2 0.53(mm)
STD02 240-97817/6 IC		08/16/2013 18:19	1	P1100006.D	CLP-1 0.53(mm)
STD02 240-97817/6 IC		08/16/2013 18:19	1	P1100006.D	CLP-2 0.53(mm)
STD05 240-97817/7 IC		08/16/2013 18:33	1	P1100007.D	CLP-1 0.53(mm)
STD05 240-97817/7 IC		08/16/2013 18:33	1	P1100007.D	CLP-2 0.53(mm)
STD1 240-97817/8 IC		08/16/2013 18:47	1	P1100008.D	CLP-1 0.53(mm)
STD1 240-97817/8 IC		08/16/2013 18:47	1	P1100008.D	CLP-2 0.53(mm)
STD2 240-97817/9 IC		08/16/2013 19:02	1	P1100009.D	CLP-1 0.53(mm)
STD2 240-97817/9 IC		08/16/2013 19:02	1	P1100009.D	CLP-2 0.53(mm)
STD0025 240-97817/10 IC		08/16/2013 19:16	1	P1100010.D	CLP-1 0.53(mm)
STD0025 240-97817/10 IC		08/16/2013 19:16	1	P1100010.D	CLP-2 0.53(mm)
STD005 240-97817/11 IC		08/16/2013 19:30	1	P1100011.D	CLP-1 0.53(mm)
STD005 240-97817/11 IC		08/16/2013 19:30	1	P1100011.D	CLP-2 0.53(mm)
STD01 240-97817/12 IC		08/16/2013 19:44	1	P1100012.D	CLP-1 0.53(mm)
STD01 240-97817/12 IC		08/16/2013 19:44	1	P1100012.D	CLP-2 0.53(mm)
STD02 240-97817/13 IC		08/16/2013 19:58	1	P1100013.D	CLP-1 0.53(mm)
STD02 240-97817/13 IC		08/16/2013 19:58	1	P1100013.D	CLP-2 0.53(mm)
STD05 240-97817/14 IC		08/16/2013 20:12	1	P1100014.D	CLP-1 0.53(mm)
STD05 240-97817/14 IC		08/16/2013 20:12	1	P1100014.D	CLP-2 0.53(mm)
STD1 240-97817/15 IC		08/16/2013 20:26	1	P1100015.D	CLP-1 0.53(mm)
STD1 240-97817/15 IC		08/16/2013 20:26	1	P1100015.D	CLP-2 0.53(mm)
STD2 240-97817/16 IC		08/16/2013 20:41	1	P1100016.D	CLP-1 0.53(mm)
STD2 240-97817/16 IC		08/16/2013 20:41	1	P1100016.D	CLP-2 0.53(mm)
STD025 240-97817/17 IC		08/16/2013 20:55	1	P1100017.D	CLP-1 0.53(mm)
STD025 240-97817/17 IC		08/16/2013 20:55	1	P1100017.D	CLP-2 0.53(mm)
STD005 240-97817/18 IC		08/16/2013 21:09	1	P1100018.D	CLP-1 0.53(mm)
STD005 240-97817/18 IC		08/16/2013 21:09	1	P1100018.D	CLP-2 0.53(mm)
STD01 240-97817/19 IC		08/16/2013 21:23	1	P1100019.D	CLP-1 0.53(mm)
STD01 240-97817/19 IC		08/16/2013 21:23	1	P1100019.D	CLP-2 0.53(mm)
STD02 240-97817/20 IC		08/16/2013 21:37	1	P1100020.D	CLP-1 0.53(mm)
STD02 240-97817/20 IC		08/16/2013 21:37	1	P1100020.D	CLP-2 0.53(mm)

8082A

PCBS ANALYSIS RUN LOG

Lab Name: TestAmerica Canton Job No.: 240-28500-1

SDG No.:

Instrument ID: A2HP11 Start Date: 08/16/2013 17:36

Analysis Batch Number: 97817 End Date: 08/17/2013 05:06

LAB SAMPLE ID	CLIENT SAMPLE ID	DATE ANALYZED	DILUTION FACTOR	LAB FILE ID	COLUMN ID
STD05 240-97817/21 IC		08/16/2013 21:51	1	P1100021.D	CLP-1 0.53(mm)
STD05 240-97817/21 IC		08/16/2013 21:51	1	P1100021.D	CLP-2 0.53(mm)
STD1 240-97817/22 IC		08/16/2013 22:05	1	P1100022.D	CLP-1 0.53(mm)
STD1 240-97817/22 IC		08/16/2013 22:05	1	P1100022.D	CLP-2 0.53(mm)
STD2 240-97817/23 IC		08/16/2013 22:20	1	P1100023.D	CLP-1 0.53(mm)
STD2 240-97817/23 IC		08/16/2013 22:20	1	P1100023.D	CLP-2 0.53(mm)
STD0025 240-97817/24 IC		08/16/2013 22:33	1	P1100024.D	CLP-1 0.53(mm)
STD0025 240-97817/24 IC		08/16/2013 22:33	1	P1100024.D	CLP-2 0.53(mm)
STD005 240-97817/25 IC		08/16/2013 22:47	1	P1100025.D	CLP-1 0.53(mm)
STD005 240-97817/25 IC		08/16/2013 22:47	1	P1100025.D	CLP-2 0.53(mm)
STD01 240-97817/26 IC		08/16/2013 23:02	1	P1100026.D	CLP-1 0.53(mm)
STD01 240-97817/26 IC		08/16/2013 23:02	1	P1100026.D	CLP-2 0.53(mm)
STD02 240-97817/27 IC		08/16/2013 23:16	1	P1100027.D	CLP-1 0.53(mm)
STD02 240-97817/27 IC		08/16/2013 23:16	1	P1100027.D	CLP-2 0.53(mm)
STD05 240-97817/28 IC		08/16/2013 23:30	1	P1100028.D	CLP-1 0.53(mm)
STD05 240-97817/28 IC		08/16/2013 23:30	1	P1100028.D	CLP-2 0.53(mm)
STD1 240-97817/29 IC		08/16/2013 23:44	1	P1100029.D	CLP-1 0.53(mm)
STD1 240-97817/29 IC		08/16/2013 23:44	1	P1100029.D	CLP-2 0.53(mm)
STD2 240-97817/30 IC		08/16/2013 23:58	1	P1100030.D	CLP-1 0.53(mm)
STD2 240-97817/30 IC		08/16/2013 23:58	1	P1100030.D	CLP-2 0.53(mm)
STD0025 240-97817/31 IC		08/17/2013 00:12	1	P1100031.D	CLP-1 0.53(mm)
STD0025 240-97817/31 IC		08/17/2013 00:12	1	P1100031.D	CLP-2 0.53(mm)
STD005 240-97817/32 IC		08/17/2013 00:26	1	P1100032.D	CLP-1 0.53(mm)
STD005 240-97817/32 IC		08/17/2013 00:26	1	P1100032.D	CLP-2 0.53(mm)
STD01 240-97817/33 IC		08/17/2013 00:40	1	P1100033.D	CLP-1 0.53(mm)
STD01 240-97817/33 IC		08/17/2013 00:40	1	P1100033.D	CLP-2 0.53(mm)
STD02 240-97817/34 IC		08/17/2013 00:54	1	P1100034.D	CLP-1 0.53(mm)
STD02 240-97817/34 IC		08/17/2013 00:54	1	P1100034.D	CLP-2 0.53(mm)
STD05 240-97817/35 ICRT		08/17/2013 01:07	1	P1100035.D	CLP-1 0.53(mm)
STD05 240-97817/35 ICRT		08/17/2013 01:07	1	P1100035.D	CLP-2 0.53(mm)
STD1 240-97817/36 IC		08/17/2013 01:21	1	P1100036.D	CLP-1 0.53(mm)
STD1 240-97817/36 IC		08/17/2013 01:21	1	P1100036.D	CLP-2 0.53(mm)
STD2 240-97817/37 IC		08/17/2013 01:35	1	P1100037.D	CLP-1 0.53(mm)
STD2 240-97817/37 IC		08/17/2013 01:35	1	P1100037.D	CLP-2 0.53(mm)
STD0025 240-97817/38 IC		08/17/2013 01:49	1		CLP-1 0.53(mm)

PCBS ANALYSIS RUN LOG

Lab Name: TestAmerica Canton Job No.: 240-28500-1

SDG No.:

Instrument ID: A2HP11 Start Date: 08/16/2013 17:36

Analysis Batch Number: 97817 End Date: 08/17/2013 05:06

LAB SAMPLE ID	CLIENT SAMPLE ID	DATE ANALYZED	DILUTION FACTOR	LAB FILE ID	COLUMN ID
STD0025 240-97817/38 IC		08/17/2013 01:49	1		CLP-2 0.53(mm)
STD005 240-97817/39 IC		08/17/2013 02:03	1		CLP-1 0.53(mm)
STD005 240-97817/39 IC		08/17/2013 02:03	1		CLP-2 0.53(mm)
STD01 240-97817/40 IC		08/17/2013 02:17	1		CLP-1 0.53(mm)
STD01 240-97817/40 IC		08/17/2013 02:17	1		CLP-2 0.53(mm)
STD02 240-97817/41 IC		08/17/2013 02:32	1		CLP-1 0.53(mm)
STD02 240-97817/41 IC		08/17/2013 02:32	1		CLP-2 0.53(mm)
STD05 240-97817/42 IC		08/17/2013 02:45	1		CLP-1 0.53(mm)
STD05 240-97817/42 IC		08/17/2013 02:45	1		CLP-2 0.53(mm)
STD1 240-97817/43 IC		08/17/2013 03:00	1		CLP-1 0.53(mm)
STD1 240-97817/43 IC		08/17/2013 03:00	1		CLP-2 0.53(mm)
STD2 240-97817/44 IC		08/17/2013 03:14	1		CLP-1 0.53(mm)
STD2 240-97817/44 IC		08/17/2013 03:14	1		CLP-2 0.53(mm)
STD0025 240-97817/45 IC		08/17/2013 03:27	1		CLP-1 0.53(mm)
STD0025 240-97817/45 IC		08/17/2013 03:27	1		CLP-2 0.53(mm)
STD005 240-97817/46 IC		08/17/2013 03:41	1		CLP-1 0.53(mm)
STD005 240-97817/46 IC		08/17/2013 03:41	1		CLP-2 0.53(mm)
STD01 240-97817/47 IC		08/17/2013 03:55	1		CLP-1 0.53(mm)
STD01 240-97817/47 IC		08/17/2013 03:55	1		CLP-2 0.53(mm)
STD02 240-97817/48 IC		08/17/2013 04:09	1		CLP-1 0.53(mm)
STD02 240-97817/48 IC		08/17/2013 04:09	1		CLP-2 0.53(mm)
STD05 240-97817/49 IC		08/17/2013 04:24	1		CLP-1 0.53(mm)
STD05 240-97817/49 IC		08/17/2013 04:24	1		CLP-2 0.53(mm)
STD1 240-97817/50 IC		08/17/2013 04:38	1		CLP-1 0.53(mm)
STD1 240-97817/50 IC		08/17/2013 04:38	1		CLP-2 0.53(mm)
STD2 240-97817/51 IC		08/17/2013 04:52	1		CLP-1 0.53(mm)
STD2 240-97817/51 IC		08/17/2013 04:52	1		CLP-2 0.53(mm)
ICV 240-97817/52		08/17/2013 05:06	1	P1100052.D	CLP-1 0.53(mm)
ICV 240-97817/52		08/17/2013 05:06	1	P1100052.D	CLP-2 0.53(mm)

FORM VI
PCBS INITIAL CALIBRATION DATA
EXTERNAL STANDARD CURVE EVALUATION

Lab Name: TestAmerica Canton Job No.: 240-28500-1 Analy Batch No.: 97817

SDG No.:

Instrument ID: A2HP11 GC Column: CLP-1 ID: 0.53(mm) Heated Purge: (Y/N) N

Calibration Start Date: 08/16/2013 17:36 Calibration End Date: 08/16/2013 19:02 Calibration ID: 16873

Calibration Files:

LEVEL:	LAB SAMPLE ID:	LAB FILE ID:
Level 1	STD0025 240-97817/3	P1100003.D
Level 2	STD005 240-97817/4	P1100004.D
Level 3	STD01 240-97817/5	P1100005.D
Level 4	STD02 240-97817/6	P1100006.D
Level 5	STD05 240-97817/7	P1100007.D
Level 6	STD1 240-97817/8	P1100008.D
Level 7	STD2 240-97817/9	P1100009.D

ANALYTE	CF				CURVE TYPE	COEFFICIENT			#	MIN CF	%RSD	#	MAX %RSD	R^2 OR COD	#	MIN R^2 OR COD
	LVL 1 LVL 5	LVL 2 LVL 6	LVL 3 LVL 7	LVL 4		B	M1	M2								
PCB-1232 Peak 1	19652960 17711196	19014980 17184177	19331980 16409346	18262205	Ave		18223834.9				6.5		20.0			
PCB-1232 Peak 2	15229120 12997136	14445580 12780316	13406230 11489063	13154085	Ave		13357361.4				9.0		20.0			
PCB-1232 Peak 3	32665720 27719356	27947860 25613267	27277290 24528181	26999995	Ave		27535952.7				9.3		20.0			
PCB-1232 Peak 4	9503000 10759892	10757120 10675375	10489560 9763715	10333415	Ave		10326011.0				4.9		20.0			
PCB-1232 Peak 5	6234120 7457728	6652100 7280188	6650010 6328922	6476520	Ave		6725655.43				7.0		20.0			

Note: The m1 coefficient is the same as Ave CF for an Ave curve type.

FORM VI
PCBS INITIAL CALIBRATION DATA
EXTERNAL STANDARD CURVE EVALUATION

Lab Name: TestAmerica Canton Job No.: 240-28500-1 Analy Batch No.: 97817

SDG No.:

Instrument ID: A2HP11 GC Column: CLP-2 ID: 0.53(mm) Heated Purge: (Y/N) N

Calibration Start Date: 08/16/2013 17:36 Calibration End Date: 08/16/2013 19:02 Calibration ID: 16874

Calibration Files:

LEVEL:	LAB SAMPLE ID:	LAB FILE ID:
Level 1	STD0025 240-97817/3	P1100003.D
Level 2	STD005 240-97817/4	P1100004.D
Level 3	STD01 240-97817/5	P1100005.D
Level 4	STD02 240-97817/6	P1100006.D
Level 5	STD05 240-97817/7	P1100007.D
Level 6	STD1 240-97817/8	P1100008.D
Level 7	STD2 240-97817/9	P1100009.D

ANALYTE	CF				CURVE TYPE	COEFFICIENT			#	MIN CF	%RSD	#	MAX %RSD	R^2 OR COD	#	MIN R^2 OR COD
	LVL 1 LVL 5	LVL 2 LVL 6	LVL 3 LVL 7	LVL 4		B	M1	M2								
PCB-1232 Peak 1	28254040 23947886	26448100 23441863	25815420 22018706	24589635	Ave		24930807.1				8.3		20.0			
PCB-1232 Peak 2	25621560 18497556	21973840 17962935	20610100 16885552	19645565	Ave		20171015.4				15.0		20.0			
PCB-1232 Peak 3	43140000 37421192	39023580 37095616	39945690 35971385	37831430	Ave		38632698.9				6.1		20.0			
PCB-1232 Peak 4	18805360 16205362	16810540 15922662	17102990 15252713	16537680	Ave		16662472.4				6.7		20.0			
PCB-1232 Peak 5	13232480 10652850	12087420 10546406	11145900 10074202	10921785	Ave		11237291.9				9.6		20.0			

Note: The m1 coefficient is the same as Ave CF for an Ave curve type.

FORM VI
PCBS INITIAL CALIBRATION DATA
EXTERNAL STANDARD CURVE EVALUATION

Lab Name: TestAmerica Canton | Job No.: 240-28500-1 | Analy Batch No.: 97817

SDG No.:

Instrument ID: A2HP11 | GC Column: CLP-1 | ID: 0.53(mm) | Heated Purge: (Y/N) N

Calibration Start Date: 08/16/2013 19:16 | Calibration End Date: 08/16/2013 20:41 | Calibration ID: 16879

Calibration Files:

LEVEL:	LAB SAMPLE ID:	LAB FILE ID:
Level 1	STD0025 240-97817/10	P1100010.D
Level 2	STD005 240-97817/11	P1100011.D
Level 3	STD01 240-97817/12	P1100012.D
Level 4	STD02 240-97817/13	P1100013.D
Level 5	STD05 240-97817/14	P1100014.D
Level 6	STD1 240-97817/15	P1100015.D
Level 7	STD2 240-97817/16	P1100016.D

ANALYTE	CF				CURVE TYPE	COEFFICIENT			#	MIN CF	%RSD	#	MAX %RSD	R^2 OR COD	#	MIN R^2 OR COD
	LVL 1 LVL 5	LVL 2 LVL 6	LVL 3 LVL 7	LVL 4		B	M1	M2								
PCB-1242 Peak 1	15149600 11998144	13147480 12055840	13480720 11620629	12461955	Ave		12844909.6				9.4		20.0			
PCB-1242 Peak 2	27074600 22734824	25807380 22981704	25279680 21727636	23884765	Ave		24212941.2				7.9		20.0			
PCB-1242 Peak 3	53657480 47985786	51591880 48760014	54544810 47605344	48567190	Ave		50387500.6				5.7		20.0			
PCB-1242 Peak 4	19777960 20414496	19338360 19771213	21746540 19083738	20659180	Ave		20113069.6				4.5		20.0			
PCB-1242 Peak 5	12387480 13507738	11899860 12688915	13882970 12355250	13485900	Ave		12886873.3				5.7		20.0			

Note: The m1 coefficient is the same as Ave CF for an Ave curve type.

FORM VI
PCBS INITIAL CALIBRATION DATA
EXTERNAL STANDARD CURVE EVALUATION

Lab Name: TestAmerica Canton Job No.: 240-28500-1 Analy Batch No.: 97817

SDG No.:

Instrument ID: A2HP11 GC Column: CLP-2 ID: 0.53(mm) Heated Purge: (Y/N) N

Calibration Start Date: 08/16/2013 19:16 Calibration End Date: 08/16/2013 20:41 Calibration ID: 16880

Calibration Files:

LEVEL:	LAB SAMPLE ID:	LAB FILE ID:
Level 1	STD0025 240-97817/10	P1100010.D
Level 2	STD005 240-97817/11	P1100011.D
Level 3	STD01 240-97817/12	P1100012.D
Level 4	STD02 240-97817/13	P1100013.D
Level 5	STD05 240-97817/14	P1100014.D
Level 6	STD1 240-97817/15	P1100015.D
Level 7	STD2 240-97817/16	P1100016.D

ANALYTE	CF				CURVE TYPE	COEFFICIENT			#	MIN CF	%RSD	#	MAX %RSD	R^2 OR COD	#	MIN R^2 OR COD
	LVL 1 LVL 5	LVL 2 LVL 6	LVL 3 LVL 7	LVL 4		B	M1	M2								
PCB-1242 Peak 1	19898320 16796436	19616800 17090135	18688740 15615610	17390200	Ave		17870891.5				8.8		20.0			
PCB-1242 Peak 2	38896000 34106178	42266160 32506719	35204920 30104165	36559835	Ave		35663425.2				11.0		20.0			
PCB-1242 Peak 3	79198440 70908610	81249860 71625005	74463800 69110747	72286555	Ave		74120430.9				6.1		20.0			
PCB-1242 Peak 4	33095800 30811770	34314100 30444174	31517320 29221993	31542130	Ave		31563898.1				5.4		20.0			
PCB-1242 Peak 5	26012720 22662732	25871560 22448547	24179450 21932831	23481440	Ave		23798468.5				6.9		20.0			

Note: The m1 coefficient is the same as Ave CF for an Ave curve type.

FORM VI
PCBS INITIAL CALIBRATION DATA
EXTERNAL STANDARD CURVE EVALUATION

Lab Name: TestAmerica Canton Job No.: 240-28500-1 Analy Batch No.: 97817

SDG No.:

Instrument ID: A2HP11 GC Column: CLP-1 ID: 0.53(mm) Heated Purge: (Y/N) N

Calibration Start Date: 08/16/2013 20:55 Calibration End Date: 08/16/2013 22:20 Calibration ID: 16885

Calibration Files:

LEVEL:	LAB SAMPLE ID:	LAB FILE ID:
Level 1	STD025 240-97817/17	P1100017.D
Level 2	STD005 240-97817/18	P1100018.D
Level 3	STD01 240-97817/19	P1100019.D
Level 4	STD02 240-97817/20	P1100020.D
Level 5	STD05 240-97817/21	P1100021.D
Level 6	STD1 240-97817/22	P1100022.D
Level 7	STD2 240-97817/23	P1100023.D

ANALYTE	CF				CURVE TYPE	COEFFICIENT			#	MIN CF	%RSD	#	MAX %RSD	R^2 OR COD	#	MIN R^2 OR COD
	LVL 1 LVL 5	LVL 2 LVL 6	LVL 3 LVL 7	LVL 4		B	M1	M2								
PCB-1248 Peak 1	31440920 31426558	32297580 30911806	31947400 29836581	31285320	Ave		31306595.0				2.5		20.0			
PCB-1248 Peak 2	36641640 35829284	37580100 34944866	37714040 33843045	36746585	Ave		36185651.4				3.9		20.0			
PCB-1248 Peak 3	43162640 35269124	37489820 34940184	37379230 33572245	36435960	Ave		36892743.3				8.4		20.0			
PCB-1248 Peak 4	14202760 15908896	14488280 17569202	13700290 17377616	14634275	Ave		15411617.0				10.0		20.0			
PCB-1248 Peak 5	17012720 16435814	16198260 17316603	16331090 17192644	16220875	Ave		16672572.3				2.9		20.0			

Note: The m1 coefficient is the same as Ave CF for an Ave curve type.

FORM VI
PCBS INITIAL CALIBRATION DATA
EXTERNAL STANDARD CURVE EVALUATION

Lab Name: TestAmerica Canton Job No.: 240-28500-1 Analy Batch No.: 97817

SDG No.:

Instrument ID: A2HP11 GC Column: CLP-2 ID: 0.53(mm) Heated Purge: (Y/N) N

Calibration Start Date: 08/16/2013 20:55 Calibration End Date: 08/16/2013 22:20 Calibration ID: 16886

Calibration Files:

LEVEL:	LAB SAMPLE ID:	LAB FILE ID:
Level 1	STD025 240-97817/17	P1100017.D
Level 2	STD005 240-97817/18	P1100018.D
Level 3	STD01 240-97817/19	P1100019.D
Level 4	STD02 240-97817/20	P1100020.D
Level 5	STD05 240-97817/21	P1100021.D
Level 6	STD1 240-97817/22	P1100022.D
Level 7	STD2 240-97817/23	P1100023.D

ANALYTE	CF				CURVE TYPE	COEFFICIENT			#	MIN CF	%RSD	#	MAX %RSD	R^2 OR COD	#	MIN R^2 OR COD
	LVL 1 LVL 5	LVL 2 LVL 6	LVL 3 LVL 7	LVL 4		B	M1	M2								
PCB-1248 Peak 1	49493680 46930464	50536320 45624611	52384090 43519368	47329120	Ave		47973950.4				6.3		20.0			
PCB-1248 Peak 2	33366400 28511828	32440560 27339410	32310280 26048027	30289600	Ave		30043729.3				9.4		20.0			
PCB-1248 Peak 3	43292480 39283832	41906780 37944968	42800810 36079245	40735970	Ave		40292012.1				6.6		20.0			
PCB-1248 Peak 4	55093840 53528812	56214900 52266325	56830840 49174259	54070940	Ave		53882845.1				4.8		20.0			
PCB-1248 Peak 5	24812680 26584388	25497640 26370272	28649670 25349104	26052630	Ave		26188054.9				4.8		20.0			

Note: The m1 coefficient is the same as Ave CF for an Ave curve type.

FORM VI
PCBS INITIAL CALIBRATION DATA
EXTERNAL STANDARD CURVE EVALUATION

Lab Name: TestAmerica Canton Job No.: 240-28500-1 Analy Batch No.: 97817

SDG No.:

Instrument ID: A2HP11 GC Column: CLP-1 ID: 0.53(mm) Heated Purge: (Y/N) N

Calibration Start Date: 08/16/2013 22:33 Calibration End Date: 08/16/2013 23:58 Calibration ID: 16891

Calibration Files:

LEVEL:	LAB SAMPLE ID:	LAB FILE ID:
Level 1	STD0025 240-97817/24	P1100024.D
Level 2	STD005 240-97817/25	P1100025.D
Level 3	STD01 240-97817/26	P1100026.D
Level 4	STD02 240-97817/27	P1100027.D
Level 5	STD05 240-97817/28	P1100028.D
Level 6	STD1 240-97817/29	P1100029.D
Level 7	STD2 240-97817/30	P1100030.D

ANALYTE	CF				CURVE TYPE	COEFFICIENT			#	MIN CF	%RSD	#	MAX %RSD	R^2 OR COD	#	MIN R^2 OR COD
	LVL 1 LVL 5	LVL 2 LVL 6	LVL 3 LVL 7	LVL 4		B	M1	M2								
PCB-1221 Peak 1	9139240 8214660	8533320 7708156	8315830 7464794	8309875	Ave		8240839.29				6.6		20.0			
PCB-1221 Peak 2	4629080 3607626	4149860 3934235	3741360 3105944	4034055	Ave		3886022.86				12.0		20.0			
PCB-1221 Peak 3	23262600 22013900	22782260 20094632	23032730 19925015	22183075	Ave		21899173.1				6.2		20.0			
PCB-1254 Peak 1	32640920 26939544	30946660 27072310	29437540 26373294	28667975	Ave		28868320.4				8.0		20.0			
PCB-1254 Peak 2	47854760 38575908	44593940 41373499	43001290 41025829	42238200	Ave		42666203.6				6.9		20.0			
PCB-1254 Peak 3	60321960 53562274	57819960 54012849	56430580 53314795	59595505	Ave		56436846.2				5.2		20.0			
PCB-1254 Peak 4	38722720 38124064	38904400 50630720	37221430 50264435	46072175	Ave		42848563.5				14.0		20.0			
PCB-1254 Peak 5	53225040 57371026	53560540 62597532	53600510 61412032	58839660	Ave		57229477.1				6.8		20.0			

Note: The m1 coefficient is the same as Ave CF for an Ave curve type.

FORM VI
PCBS INITIAL CALIBRATION DATA
EXTERNAL STANDARD CURVE EVALUATION

Lab Name: TestAmerica Canton | Job No.: 240-28500-1 | Analy Batch No.: 97817

SDG No.:

Instrument ID: A2HP11 | GC Column: CLP-2 | ID: 0.53(mm) | Heated Purge: (Y/N) N

Calibration Start Date: 08/16/2013 22:33 | Calibration End Date: 08/16/2013 23:58 | Calibration ID: 16892

Calibration Files:

LEVEL:	LAB SAMPLE ID:	LAB FILE ID:
Level 1	STD0025 240-97817/24	P1100024.D
Level 2	STD005 240-97817/25	P1100025.D
Level 3	STD01 240-97817/26	P1100026.D
Level 4	STD02 240-97817/27	P1100027.D
Level 5	STD05 240-97817/28	P1100028.D
Level 6	STD1 240-97817/29	P1100029.D
Level 7	STD2 240-97817/30	P1100030.D

ANALYTE	CF				CURVE TYPE	COEFFICIENT			#	MIN CF	%RSD	#	MAX %RSD	R^2 OR COD	#	MIN R^2 OR COD
	LVL 1 LVL 5	LVL 2 LVL 6	LVL 3 LVL 7	LVL 4		B	M1	M2								
PCB-1221 Peak 1	14152960 12185916	12617760 11397948	12607370 10820073	12634380	Ave		12345201.0				8.6		20.0			
PCB-1221 Peak 2	9411680 7962178	8793520 7354623	8383170 6693669	8063770	Ave		8094658.57				11.0		20.0			
PCB-1221 Peak 3	35623640 29978654	33410340 27651156	31796800 25622915	30609285	Ave		30670398.6				11.0		20.0			
PCB-1254 Peak 1	50176160 48637224	52217100 44179891	49983660 42611630	48481345	Ave		48041001.4				7.1		20.0			
PCB-1254 Peak 2	53820920 52019758	55343660 48353358	52822560 46603536	50655690	Ave		51374211.7				6.0		20.0			
PCB-1254 Peak 3	91224280 85948002	86574140 82957839	84112870 80201045	86086310	Ave		85300640.8				4.0		20.0			
PCB-1254 Peak 4	52966720 56445850	51997420 57457564	53660480 55599616	56754335	Ave		54983140.7				3.8		20.0			
PCB-1254 Peak 5	128240320 83767052	93662860 81822269	91498970 78463757	87125465	Ave		92082956.1				18.0		20.0			

Note: The m1 coefficient is the same as Ave CF for an Ave curve type.

FORM VI
PCBS INITIAL CALIBRATION DATA
EXTERNAL STANDARD CURVE EVALUATION

Lab Name: TestAmerica Canton Job No.: 240-28500-1 Analy Batch No.: 97817

SDG No.:

Instrument ID: A2HP11 GC Column: CLP-1 ID: 0.53(mm) Heated Purge: (Y/N) N

Calibration Start Date: 08/17/2013 00:12 Calibration End Date: 08/17/2013 01:35 Calibration ID: 16897

Calibration Files:

LEVEL:	LAB SAMPLE ID:	LAB FILE ID:
Level 1	STD0025 240-97817/31	P1100031.D
Level 2	STD005 240-97817/32	P1100032.D
Level 3	STD01 240-97817/33	P1100033.D
Level 4	STD02 240-97817/34	P1100034.D
Level 5	STD05 240-97817/35	P1100035.D
Level 6	STD1 240-97817/36	P1100036.D
Level 7	STD2 240-97817/37	P1100037.D

ANALYTE	CF				CURVE TYPE	COEFFICIENT			#	MIN CF	%RSD	#	MAX %RSD	R^2 OR COD	#	MIN R^2 OR COD
	LVL 1 LVL 5	LVL 2 LVL 6	LVL 3 LVL 7	LVL 4		B	M1	M2								
PCB-1016 Peak 1	17073240 15146596	16800000 14874811	16024270 14710106	15625445	Ave		15750638.3				5.9		20.0			
PCB-1016 Peak 2	31646880 28116388	32235080 28014544	30396600 27148019	28956430	Ave		29501991.6				6.6		20.0			
PCB-1016 Peak 3	65421400 59647074	67857600 61481098	62361910 60741704	60034470	Ave		62506465.1				4.9		20.0			
PCB-1016 Peak 4	23637200 25139876	23578980 25587175	25755690 25359624	25667455	Ave		24960857.1				3.8		20.0			
PCB-1016 Peak 5	35752280 25741614	28434940 26290921	27412820 25954302	25960780	Ave		27935379.6				13.0		20.0			
PCB-1260 Peak 1	47291760 44587418	47408700 44979585	46661150 44411239	43753000	Ave		45584693.1				3.3		20.0			
PCB-1260 Peak 2	98773760 98408260	101151240 100357592	99617700 99632422	96851400	Ave		99256053.4				1.4		20.0			
PCB-1260 Peak 3	52164320 54299130	49062460 55711829	54098240 56059439	53376480	Ave		53538842.6				4.4		20.0			
PCB-1260 Peak 4	109500400 124041548	113908620 127091347	116115240 129683082	118106665	Ave		119778129				6.2		20.0			
PCB-1260 Peak 5	44718240 47619432	45916720 50237078	43239930 53154750	43303850	Ave		46884285.6				7.9		20.0			
Tetrachloro-m-xylene	689170400 895466520	1097654800 863021240	906346600 638779100	894662600	Ave		855014466				18.0		20.0			
Decachlorobiphenyl	1091779200 933248320	1133913600 960020220	904029600 963885670	918352300	Ave		986461273				9.1		20.0			

Note: The m1 coefficient is the same as Ave CF for an Ave curve type.

FORM VI
PCBS INITIAL CALIBRATION DATA
EXTERNAL STANDARD CURVE EVALUATION

Lab Name: TestAmerica Canton Job No.: 240-28500-1 Analy Batch No.: 97817

SDG No.:

Instrument ID: A2HP11 GC Column: CLP-2 ID: 0.53(mm) Heated Purge: (Y/N) N

Calibration Start Date: 08/17/2013 00:12 Calibration End Date: 08/17/2013 01:35 Calibration ID: 16898

Calibration Files:

LEVEL:	LAB SAMPLE ID:	LAB FILE ID:
Level 1	STD0025 240-97817/31	P1100031.D
Level 2	STD005 240-97817/32	P1100032.D
Level 3	STD01 240-97817/33	P1100033.D
Level 4	STD02 240-97817/34	P1100034.D
Level 5	STD05 240-97817/35	P1100035.D
Level 6	STD1 240-97817/36	P1100036.D
Level 7	STD2 240-97817/37	P1100037.D

ANALYTE	CF				CURVE TYPE	COEFFICIENT			#	MIN CF	%RSD	#	MAX %RSD	R^2 OR COD	#	MIN R^2 OR COD
	LVL 1 LVL 5	LVL 2 LVL 6	LVL 3 LVL 7	LVL 4		B	M1	M2								
PCB-1016 Peak 1	23860960 20368268	23858160 20414302	22859850 18745944	21018490	Ave		21589424.9				9.1		20.0			
PCB-1016 Peak 2	53502480 39870438	50986580 38089613	48085800 37816037	43854600	Ave		44600792.6				14.0		20.0			
PCB-1016 Peak 3	99615160 86051692	99586340 84729250	95654100 83883064	89708860	Ave		91318352.2				7.5		20.0			
PCB-1016 Peak 4	42893440 36154634	42755880 34319773	42444080 35086621	39381080	Ave		39005072.6				9.7		20.0			
PCB-1016 Peak 5	22971960 18152384	22642360 18582119	22217720 17388362	20173915	Ave		20304117.1				11.0		20.0			
PCB-1260 Peak 1	71383680 63844472	74779760 63188784	69190330 61187214	65761525	Ave		67047966.4				7.3		20.0			
PCB-1260 Peak 2	95357040 78860120	90283100 83346179	85360170 79214916	81331015	Ave		84821791.4				7.2		20.0			
PCB-1260 Peak 3	161255120 111903940	138611180 117113030	125765010 113508768	113960165	Ave		126016745				14.0		20.0			
PCB-1260 Peak 4	142853000 145124842	159527600 146345616	153235650 147292444	140039495	Ave		147774092				4.5		20.0			
PCB-1260 Peak 5	101815280 94323462	108177860 96872571	100653750 97436101	91297395	Ave		98653774.1				5.6		20.0			
Tetrachloro-m-xylene	1564636800 1256427960	1561681600 1306223900	1305361800 1237883420	1273589700	Ave		1357972169				10.0		20.0			
Decachlorobiphenyl	1670880000 1242131800	1620198400 1243629100	1273987000 1225529640	1263764500	Ave		1362874349				14.0		20.0			

Note: The m1 coefficient is the same as Ave CF for an Ave curve type.

FORM VII
PCBS CONTINUING CALIBRATION DATA

Lab Name: TestAmerica Canton Job No.: 240-28500-1

SDG No.:

Lab Sample ID: ICV 240-97817/52 Calibration Date: 08/17/2013 05:06

Instrument ID: A2HP11 Calib Start Date: 08/17/2013 00:12

GC Column: CLP-1 ID: 0.53(mm) Calib End Date: 08/17/2013 01:35

Lab File ID: P1100052.D Conc. Units: ng/uL

ANALYTE	CURVE TYPE	AVE CF	CF	MIN CF	CALC AMOUNT	SPIKE AMOUNT	%D	MAX %D
PCB-1016 Peak 1	Ave	15750638	15619209		0.992	1.00	-0.8	20.0
PCB-1016 Peak 2	Ave	29501992	29592482		1.00	1.00	0.3	20.0
PCB-1016 Peak 3	Ave	62506465	64407187		1.03	1.00	3.0	20.0
PCB-1016 Peak 4	Ave	24960857	27113031		1.09	1.00	8.6	20.0
PCB-1016 Peak 5	Ave	27935380	27667858		0.990	1.00	-1.0	20.0
PCB-1260 Peak 1	Ave	45584693	46129663		1.01	1.00	1.2	20.0
PCB-1260 Peak 2	Ave	99256053	103156314		1.04	1.00	3.9	20.0
PCB-1260 Peak 3	Ave	53538843	66705953		1.25	1.00	24.6*	20.0
PCB-1260 Peak 4	Ave	119778129	152034782		1.27	1.00	26.9*	20.0
PCB-1260 Peak 5	Ave	46884286	55873734		1.19	1.00	19.2	20.0

FORM VII
PCBS CONTINUING CALIBRATION DATA

Lab Name: TestAmerica Canton Job No.: 240-28500-1

SDG No.:

Lab Sample ID: ICV 240-97817/52 Calibration Date: 08/17/2013 05:06

Instrument ID: A2HP11 Calib Start Date: 08/17/2013 00:12

GC Column: CLP-2 ID: 0.53(mm) Calib End Date: 08/17/2013 01:35

Lab File ID: P1100052.D Conc. Units: ng/uL

ANALYTE	CURVE TYPE	AVE CF	CF	MIN CF	CALC AMOUNT	SPIKE AMOUNT	%D	MAX %D
PCB-1016 Peak 1	Ave	21589425	20854338		0.966	1.00	-3.4	20.0
PCB-1016 Peak 2	Ave	44600793	40303862		0.904	1.00	-9.6	20.0
PCB-1016 Peak 3	Ave	91318352	89397932		0.979	1.00	-2.1	20.0
PCB-1016 Peak 4	Ave	39005073	37261453		0.955	1.00	-4.5	20.0
PCB-1016 Peak 5	Ave	20304117	18222127		0.897	1.00	-10.3	20.0
PCB-1260 Peak 1	Ave	67047966	60218810		0.898	1.00	-10.2	20.0
PCB-1260 Peak 2	Ave	84821791	82058636		0.967	1.00	-3.3	20.0
PCB-1260 Peak 3	Ave	126016745	107426411		0.852	1.00	-14.8	20.0
PCB-1260 Peak 4	Ave	147774092	172387764		1.17	1.00	16.7	20.0
PCB-1260 Peak 5	Ave	98653774	107148770		1.09	1.00	8.6	20.0

PCBS ANALYSIS RUN LOG

Lab Name: TestAmerica Canton Job No.: 240-28500-1

SDG No.:

Instrument ID: A2HP11 Start Date: 09/11/2013 16:54

Analysis Batch Number: 101041 End Date: 09/11/2013 19:47

LAB SAMPLE ID	CLIENT SAMPLE ID	DATE ANALYZED	DILUTION FACTOR	LAB FILE ID	COLUMN ID
CCV 240-101041/3 CCVRT		09/11/2013 16:54	1	P1100003.D	CLP-1 0.53(mm)
CCV 240-101041/3 CCVRT		09/11/2013 16:54	1	P1100003.D	CLP-2 0.53(mm)
240-28500-1	DR-SB-213-04-06	09/11/2013 17:09	1	P1100004.D	CLP-1 0.53(mm)
240-28500-1	DR-SB-213-04-06	09/11/2013 17:09	1	P1100004.D	CLP-2 0.53(mm)
240-28500-3	DR-SB-214-0-02	09/11/2013 17:23	1	P1100005.D	CLP-1 0.53(mm)
240-28500-3	DR-SB-214-0-02	09/11/2013 17:23	1	P1100005.D	CLP-2 0.53(mm)
240-28500-5	DR-SB-215-0-02	09/11/2013 17:38	1	P1100006.D	CLP-1 0.53(mm)
240-28500-5	DR-SB-215-0-02	09/11/2013 17:38	1	P1100006.D	CLP-2 0.53(mm)
240-28500-6	DR-SB-215-06-08	09/11/2013 17:52	1	P1100007.D	CLP-1 0.53(mm)
240-28500-6	DR-SB-215-06-08	09/11/2013 17:52	1	P1100007.D	CLP-2 0.53(mm)
240-28500-7	DR-SB-216-02-04	09/11/2013 18:06	1	P1100008.D	CLP-1 0.53(mm)
240-28500-7	DR-SB-216-02-04	09/11/2013 18:06	1	P1100008.D	CLP-2 0.53(mm)
240-28500-9	DR-SB-217-02-04	09/11/2013 18:20	1	P1100009.D	CLP-1 0.53(mm)
240-28500-9	DR-SB-217-02-04	09/11/2013 18:20	1	P1100009.D	CLP-2 0.53(mm)
240-28500-11	DR-SB-218-02-04	09/11/2013 18:35	1	P1100010.D	CLP-1 0.53(mm)
240-28500-11	DR-SB-218-02-04	09/11/2013 18:35	1	P1100010.D	CLP-2 0.53(mm)
ZZZZZ		09/11/2013 18:49	1		CLP-1 0.53(mm)
ZZZZZ		09/11/2013 18:49	1		CLP-2 0.53(mm)
ZZZZZ		09/11/2013 19:03	1		CLP-1 0.53(mm)
ZZZZZ		09/11/2013 19:03	1		CLP-2 0.53(mm)
240-28528-G-3-E MS		09/11/2013 19:18	1	P1100013.D	CLP-1 0.53(mm)
240-28528-G-3-E MS		09/11/2013 19:18	1	P1100013.D	CLP-2 0.53(mm)
240-28528-G-3-F MSD		09/11/2013 19:32	1	P1100014.D	CLP-1 0.53(mm)
240-28528-G-3-F MSD		09/11/2013 19:32	1	P1100014.D	CLP-2 0.53(mm)
CCV 240-101041/15		09/11/2013 19:47	1	P1100015.D	CLP-1 0.53(mm)
CCV 240-101041/15		09/11/2013 19:47	1	P1100015.D	CLP-2 0.53(mm)

FORM VII
PCBS CONTINUING CALIBRATION DATA

Lab Name: TestAmerica Canton Job No.: 240-28500-1

SDG No.:

Lab Sample ID: CCV 240-101041/3 Calibration Date: 09/11/2013 16:54

Instrument ID: A2HP11 Calib Start Date: 08/17/2013 00:12

GC Column: CLP-1 ID: 0.53(mm) Calib End Date: 08/17/2013 01:35

Lab File ID: P1100003.D Conc. Units: ng/uL

ANALYTE	CURVE TYPE	AVE CF	CF	MIN CF	CALC AMOUNT	SPIKE AMOUNT	%D	MAX %D
PCB-1016 Peak 1	Ave	15750638	16488992		0.523	0.500	4.7	20.0
PCB-1016 Peak 2	Ave	29501992	31463686		0.533	0.500	6.6	20.0
PCB-1016 Peak 3	Ave	62506465	68667562		0.549	0.500	9.9	20.0
PCB-1016 Peak 4	Ave	24960857	28707428		0.575	0.500	15.0	20.0
PCB-1016 Peak 5	Ave	27935380	28945212		0.518	0.500	3.6	20.0
PCB-1260 Peak 1	Ave	45584693	48651356		0.534	0.500	6.7	20.0
PCB-1260 Peak 2	Ave	99256053	108896008		0.549	0.500	9.7	20.0
PCB-1260 Peak 3	Ave	53538843	67285960		0.628	0.500	25.7*	20.0
PCB-1260 Peak 4	Ave	119778129	152925264		0.638	0.500	27.7*	20.0
PCB-1260 Peak 5	Ave	46884286	56949168		0.607	0.500	21.5*	20.0
Tetrachloro-m-xylene	Ave	855014466	996468320		0.0291	0.0250	16.5	20.0
Decachlorobiphenyl	Ave	986461273	1015442920		0.0257	0.0250	2.9	20.0

FORM VII 8082A

FORM VII
PCBS CONTINUING CALIBRATION DATA

Lab Name: TestAmerica Canton Job No.: 240-28500-1

SDG No.:

Lab Sample ID: CCV 240-101041/3 Calibration Date: 09/11/2013 16:54

Instrument ID: A2HP11 Calib Start Date: 08/17/2013 00:12

GC Column: CLP-2 ID: 0.53(mm) Calib End Date: 08/17/2013 01:35

Lab File ID: P1100003.D Conc. Units: ng/uL

ANALYTE	CURVE TYPE	AVE CF	CF	MIN CF	CALC AMOUNT	SPIKE AMOUNT	%D	MAX %D
PCB-1016 Peak 1	Ave	21589425	21521744		0.498	0.500	-0.3	20.0
PCB-1016 Peak 2	Ave	44600793	41942472		0.470	0.500	-6.0	20.0
PCB-1016 Peak 3	Ave	91318352	94347562		0.517	0.500	3.3	20.0
PCB-1016 Peak 4	Ave	39005073	40078028		0.514	0.500	2.8	20.0
PCB-1016 Peak 5	Ave	20304117	19732320		0.486	0.500	-2.8	20.0
PCB-1260 Peak 1	Ave	67047966	62441480		0.466	0.500	-6.9	20.0
PCB-1260 Peak 2	Ave	84821791	79289152		0.467	0.500	-6.5	20.0
PCB-1260 Peak 3	Ave	126016745	100271296		0.398	0.500	-20.4*	20.0
PCB-1260 Peak 4	Ave	147774092	157436900		0.533	0.500	6.5	20.0
PCB-1260 Peak 5	Ave	98653774	100142510		0.508	0.500	1.5	20.0
Tetrachloro-m-xylene	Ave	1357972169	1322894520		0.0244	0.0250	-2.6	20.0
Decachlorobiphenyl	Ave	1362874349	1301286880		0.0239	0.0250	-4.5	20.0

FORM VII
PCBS CONTINUING CALIBRATION DATA

Lab Name: TestAmerica Canton Job No.: 240-28500-1

SDG No.:

Lab Sample ID: CCV 240-101041/15 Calibration Date: 09/11/2013 19:47 ✓

Instrument ID: A2HP11 Calib Start Date: 08/17/2013 00:12

GC Column: CLP-1 ID: 0.53(mm) Calib End Date: 08/17/2013 01:35

Lab File ID: P1100015.D Conc. Units: ng/uL

ANALYTE	CURVE TYPE	AVE CF	CF	MIN CF	CALC AMOUNT	SPIKE AMOUNT	%D	MAX %D
PCB-1016 Peak 1	Ave	15750638	18017978		0.572	0.500	14.4	20.0
PCB-1016 Peak 2	Ave	29501992	34404594		0.583	0.500	16.6	20.0
PCB-1016 Peak 3	Ave	62506465	76326982		0.611	0.500	22.1*	20.0
PCB-1016 Peak 4	Ave	24960857	31734724		0.636	0.500	27.1*	20.0
PCB-1016 Peak 5	Ave	27935380	31798560		0.569	0.500	13.8	20.0
PCB-1260 Peak 1	Ave	45584693	53112274		0.583	0.500	16.5	20.0
PCB-1260 Peak 2	Ave	99256053	119376084		0.601	0.500	20.3*	20.0
PCB-1260 Peak 3	Ave	53538843	73275460		0.684	0.500	36.9*	20.0
PCB-1260 Peak 4	Ave	119778129	164091142		0.685	0.500	37.0*	20.0
PCB-1260 Peak 5	Ave	46884286	54064864		0.577	0.500	15.3	20.0
Tetrachloro-m-xylene	Ave	855014466	1093176440		0.0320	0.0250	27.9*	20.0
Decachlorobiphenyl	Ave	986461273	1082720160		0.0274	0.0250	9.8	20.0

FORM VII
PCBS CONTINUING CALIBRATION DATA

Lab Name: TestAmerica Canton Job No.: 240-28500-1

SDG No.:

Lab Sample ID: CCV 240-101041/15 Calibration Date: 09/11/2013 19:47

Instrument ID: A2HP11 Calib Start Date: 08/17/2013 00:12

GC Column: CLP-2 ID: 0.53(mm) Calib End Date: 08/17/2013 01:35

Lab File ID: P1100015.D Conc. Units: ng/uL

ANALYTE	CURVE TYPE	AVE CF	CF	MIN CF	CALC AMOUNT	SPIKE AMOUNT	%D	MAX %D
PCB-1016 Peak 1	Ave	21589425	22619100		0.524	0.500	4.8	20.0
PCB-1016 Peak 2	Ave	44600793	43205888		0.484	0.500	-3.1	20.0
PCB-1016 Peak 3	Ave	91318352	95574224		0.523	0.500	4.7	20.0
PCB-1016 Peak 4	Ave	39005073	38415712		0.492	0.500	-1.5	20.0
PCB-1016 Peak 5	Ave	20304117	16980926		0.418	0.500	-16.4	20.0
PCB-1260 Peak 1	Ave	67047966	64550706		0.481	0.500	-3.7	20.0
PCB-1260 Peak 2	Ave	84821791	81987942		0.483	0.500	-3.3	20.0
PCB-1260 Peak 3	Ave	126016745	97234588		0.386	0.500	-22.8*	20.0
PCB-1260 Peak 4	Ave	147774092	155634872		0.527	0.500	5.3	20.0
PCB-1260 Peak 5	Ave	98653774	103005794		0.522	0.500	4.4	20.0
Tetrachloro-m-xylene	Ave	1357972169	1386929560		0.0255	0.0250	2.1	20.0
Decachlorobiphenyl	Ave	1362874349	1324247360		0.0243	0.0250	-2.8	20.0

FORM IV
PCBS METHOD BLANK SUMMARY

Lab Name: TestAmerica Canton Job No.: 240-28500-1

SDG No.:

Lab Sample ID: MB 240-100629/23-A

Matrix: Solid Date Extracted: 09/09/2013 09:32

Lab File ID:(1) P1000025.D Lab File ID:(2) P1000025.D

Date Analyzed:(1) 09/11/2013 07:09 Date Analyzed:(2) 09/11/2013 07:09

Instrument ID:(1) A2HP10 Instrument ID:(2) A2HP10

GC Column:(1) CLP-2 ID: 0.53(mm) GC Column:(2) CLP-1 ID: 0.53(mm)

THIS METHOD BLANK APPLIES TO THE FOLLOWING SAMPLES:

CLIENT SAMPLE ID	LAB SAMPLE ID	DATE ANALYZED 1	DATE ANALYZED 2
DR-SB-213-10-12	240-28500-2	09/11/2013 04:37	09/11/2013 04:37
DR-SB-214-10-12	240-28500-4	09/11/2013 05:07	09/11/2013 05:07
DR-SB-216-06-08	240-28500-8	09/11/2013 06:08	09/11/2013 06:08
DR-SB-217-06-08	240-28500-10	09/11/2013 06:38	09/11/2013 06:38
DR-SB-218-06-08	240-28500-12	09/11/2013 07:39	09/11/2013 07:39
DR-SB-DUP02	240-28500-14	09/11/2013 07:54	09/11/2013 07:54
	LCS 240-100629/24-A	09/11/2013 09:38	09/11/2013 09:38
DR-SB-213-04-06	240-28500-1	09/11/2013 17:09	09/11/2013 17:09
DR-SB-214-0-02	240-28500-3	09/11/2013 17:23	09/11/2013 17:23
DR-SB-215-0-02	240-28500-5	09/11/2013 17:38	09/11/2013 17:38
DR-SB-215-06-08	240-28500-6	09/11/2013 17:52	09/11/2013 17:52
DR-SB-216-02-04	240-28500-7	09/11/2013 18:06	09/11/2013 18:06
DR-SB-217-02-04	240-28500-9	09/11/2013 18:20	09/11/2013 18:20
DR-SB-218-02-04	240-28500-11	09/11/2013 18:35	09/11/2013 18:35
	240-28528-G-3-E MS	09/11/2013 19:18	09/11/2013 19:18
	240-28528-G-3-F MSD	09/11/2013 19:32	09/11/2013 19:32

FORM I
PCBS ORGANICS ANALYSIS DATA SHEET

Lab Name: TestAmerica Canton Job No.: 240-28500-1

SDG No.:

Client Sample ID: Lab Sample ID: MB 240-100629/23-A

Matrix: Solid Lab File ID: P1000025.D

Analysis Method: 8082A Date Collected:

Extraction Method: 3540C Date Extracted: 09/09/2013 09:32

Sample wt/vol: 30.00(g) Date Analyzed: 09/11/2013 07:09

Con. Extract Vol.: 10(mL) Dilution Factor: 1

Injection Volume: 1(uL) GC Column: CLP-2 ID: 0.53(mm)

% Moisture: GPC Cleanup:(Y/N) N

Analysis Batch No.: 100924 Units: ug/Kg

CAS NO.	COMPOUND NAME	RESULT	Q	RL	MDL
12674-11-2	Aroclor-1016	33	U	33	21
11104-28-2	Aroclor-1221	33	U	33	16
11141-16-5	Aroclor-1232	33	U	33	14
53469-21-9	Aroclor-1242	33	U	33	13
12672-29-6	Aroclor-1248	33	U	33	17
11097-69-1	Aroclor-1254	33	U	33	17
11096-82-5	Aroclor-1260	33	U	33	17

CAS NO.	SURROGATE	%REC	Q	LIMITS
877-09-8	Tetrachloro-m-xylene	147		29-151
2051-24-3	Decachlorobiphenyl	96		14-163

FORM I

PCBS ORGANICS ANALYSIS DATA SHEET

Lab Name: TestAmerica Canton Job No.: 240-28500-1

SDG No.:

Client Sample ID: Lab Sample ID: MB 240-100629/23-A

Matrix: Solid Lab File ID: P1000025.D

Analysis Method: 8082A Date Collected:

Extraction Method: 3540C Date Extracted: 09/09/2013 09:32

Sample wt/vol: 30.00(g) Date Analyzed: 09/11/2013 07:09

Con. Extract Vol.: 10(mL) Dilution Factor: 1

Injection Volume: 1(uL) GC Column: CLP-1 ID: 0.53(mm)

% Moisture: GPC Cleanup:(Y/N) N

Analysis Batch No.: 100924 Units: ug/Kg

CAS NO.	SURROGATE	%REC	Q	LIMITS
877-09-8	Tetrachloro-m-xylene	78		29-151
2051-24-3	Decachlorobiphenyl	91		14-163

FORM III
PCBS LAB CONTROL SAMPLE RECOVERY

Lab Name: TestAmerica Canton Job No.: 240-28500-1

SDG No.:

Matrix: Solid Level: Low Lab File ID: P1000034.D

Lab ID: LCS 240-100629/24-A Client ID:

COMPOUND	SPIKE ADDED (ug/Kg)	LCS CONCENTRATION (ug/Kg)	LCS % REC	QC LIMITS REC	#
Aroclor-1016	333	316	95	62-120	
Aroclor-1260	333	339	102	56-122	

Column to be used to flag recovery and RPD values

FORM III 8082A

FORM III
PCBS MATRIX SPIKE RECOVERY

Lab Name: TestAmerica Canton Job No.: 240-28500-1

SDG No.:

Matrix: Solid Level: Low Lab File ID: P1100013.D

Lab ID: 240-28528-G-3-E MS Client ID:

COMPOUND	SPIKE ADDED (ug/Kg)	SAMPLE CONCENTRATION (ug/Kg)	MS CONCENTRATION (ug/Kg)	MS % REC	QC LIMITS REC	#
Aroclor-1016	378	38 U	368	97	22-157	
Aroclor-1260	378	38 U	373	98	13-161	

Column to be used to flag recovery and RPD values

FORM III 8082A

FORM III
PCBS MATRIX SPIKE DUPLICATE RECOVERY

Lab Name: TestAmerica Canton Job No.: 240-28500-1

SDG No.:

Matrix: Solid Level: Low Lab File ID: P1100014.D

Lab ID: 240-28528-G-3-F MSD Client ID:

COMPOUND	SPIKE ADDED (ug/Kg)	MSD CONCENTRATION (ug/Kg)	MSD % REC	% RPD	QC LIMITS RPD	QC LIMITS REC	#
Aroclor-1016	383	367	96	0	30	22-157	
Aroclor-1260	383	356	93	5	30	13-161	

Column to be used to flag recovery and RPD values

FORM III 8082A

FORM VIII
PCBS ANALYTICAL SEQUENCE

Lab Name: TestAmerica Canton Job No.: 240-28500-1

SDG No.:

Sample No.: CCV 240-100924/3 Date Analyzed: 09/11/2013 01:06

Instrument ID: A2HP10 GC Column: CLP-1 ID: 0.53(mm)

Lab File ID (Standard): P1000003.D Heated Purge: (Y/N) N

Calibration ID: 17324

THE ANALYTICAL SEQUENCE OF BLANKS, SAMPLES, STANDARDS, MS/MSDs AND LCSs IS GIVEN BELOW:

				TCX	DCB	
				RT #	RT #	
CONTINUING CALIBRATION SURROGATE				1.45	7.18	
UPPER LIMIT				1.55	7.28	
LOWER LIMIT				1.35	7.08	
LAB SAMPLE ID	CLIENT SAMPLE ID	DATE ANALYZED	LAB FILE ID			
CCV 240-100924/3 CCVRT		09/11/2013 01:06	P1000003.D	1.45	7.18	
240-28500-2	DR-SB-213-10-12	09/11/2013 04:37	P1000015.D	1.45	7.18	
240-28500-4	DR-SB-214-10-12	09/11/2013 05:07	P1000017.D	1.46	7.18	
240-28500-8	DR-SB-216-06-08	09/11/2013 06:08	P1000021.D	1.45	7.18	
240-28500-10	DR-SB-217-06-08	09/11/2013 06:38	P1000023.D	1.45	7.18	
MB 240-100629/23-A		09/11/2013 07:09	P1000025.D	1.45	7.18	
CCV 240-100924/26		09/11/2013 07:24	P1000026.D	1.45	7.18	
240-28500-12	DR-SB-218-06-08	09/11/2013 07:39	P1000027.D	1.45	7.18	
240-28500-14	DR-SB-DUP02	09/11/2013 07:54	P1000028.D	1.45	7.18	
LCS 240-100629/24-A		09/11/2013 09:38	P1000034.D	1.46	7.19	
CCV 240-100924/35		09/11/2013 09:54	P1000035.D	1.45	7.18	

TCX = Tetrachloro-m-xylene
DCB = DCB Decachlorobiphenyl

TCX RT Limit = ± 0.1 minutes of surrogate RT
DCB RT Limit = ± 0.1 minutes of surrogate RT

Column used to flag values outside QC limits

FORM VIII 8082A

FORM VIII
PCBS ANALYTICAL SEQUENCE

Lab Name: TestAmerica Canton Job No.: 240-28500-1

SDG No.:

Sample No.: CCV 240-100924/3 Date Analyzed: 09/11/2013 01:06

Instrument ID: A2HP10 GC Column: CLP-2 ID: 0.53(mm)

Lab File ID (Standard): P1000003.D Heated Purge: (Y/N) N

Calibration ID: 17325

THE ANALYTICAL SEQUENCE OF BLANKS, SAMPLES, STANDARDS, MS/MSDs AND LCSs IS GIVEN BELOW:

				TCX	DCB	
				RT #	RT #	
CONTINUING CALIBRATION SURROGATE				1.96	8.45	
UPPER LIMIT				2.06	8.55	
LOWER LIMIT				1.86	8.35	
LAB SAMPLE ID	CLIENT SAMPLE ID	DATE ANALYZED	LAB FILE ID			
CCV 240-100924/3 CCVRT		09/11/2013 01:06	P1000003.D	1.96	8.45	
240-28500-2	DR-SB-213-10-12	09/11/2013 04:37	P1000015.D	1.96	8.45	
240-28500-4	DR-SB-214-10-12	09/11/2013 05:07	P1000017.D	1.96	8.45	
240-28500-8	DR-SB-216-06-08	09/11/2013 06:08	P1000021.D	1.96	8.45	
240-28500-10	DR-SB-217-06-08	09/11/2013 06:38	P1000023.D	1.96	8.45	
MB 240-100629/23-A		09/11/2013 07:09	P1000025.D	1.96	8.45	
CCV 240-100924/26		09/11/2013 07:24	P1000026.D	1.96	8.45	
240-28500-12	DR-SB-218-06-08	09/11/2013 07:39	P1000027.D	1.96	8.45	
240-28500-14	DR-SB-DUP02	09/11/2013 07:54	P1000028.D	1.96	8.45	
LCS 240-100629/24-A		09/11/2013 09:38	P1000034.D	1.96	8.45	
CCV 240-100924/35		09/11/2013 09:54	P1000035.D	1.96	8.45	

TCX = Tetrachloro-m-xylene
DCB = DCB Decachlorobiphenyl

TCX RT Limit = ± 0.1 minutes of surrogate RT
DCB RT Limit = ± 0.1 minutes of surrogate RT

Column used to flag values outside QC limits

FORM VIII 8082A

FORM VIII
PCBS ANALYTICAL SEQUENCE

Lab Name: TestAmerica Canton Job No.: 240-28500-1

SDG No.:

Sample No.: CCV 240-101041/3 Date Analyzed: 09/11/2013 16:54

Instrument ID: A2HP11 GC Column: CLP-1 ID: 0.53(mm)

Lab File ID (Standard): P1100003.D Heated Purge: (Y/N) N

Calibration ID: 16897

THE ANALYTICAL SEQUENCE OF BLANKS, SAMPLES, STANDARDS, MS/MSDs AND LCSs IS GIVEN BELOW:

				TCX	DCB	
				RT #	RT #	
CONTINUING CALIBRATION SURROGATE				1.90	7.16	
UPPER LIMIT				2.00	7.26	
LOWER LIMIT				1.80	7.06	
LAB SAMPLE ID	CLIENT SAMPLE ID	DATE ANALYZED	LAB FILE ID			
CCV 240-101041/3 CCVRT		09/11/2013 16:54	P1100003.D	1.90	7.16	
240-28500-1	DR-SB-213-04-06	09/11/2013 17:09	P1100004.D	1.90	7.16	
240-28500-3	DR-SB-214-0-02	09/11/2013 17:23	P1100005.D	1.90	7.16	
240-28500-5	DR-SB-215-0-02	09/11/2013 17:38	P1100006.D	1.90	7.16	
240-28500-6	DR-SB-215-06-08	09/11/2013 17:52	P1100007.D	1.90	7.16	
240-28500-7	DR-SB-216-02-04	09/11/2013 18:06	P1100008.D	1.90	7.16	
240-28500-9	DR-SB-217-02-04	09/11/2013 18:20	P1100009.D	1.90	7.16	
240-28500-11	DR-SB-218-02-04	09/11/2013 18:35	P1100010.D	1.90	7.16	
240-28528-G-3-E MS		09/11/2013 19:18	P1100013.D	1.90	7.16	
240-28528-G-3-F MSD		09/11/2013 19:32	P1100014.D	1.90	7.16	
CCV 240-101041/15		09/11/2013 19:47	P1100015.D	1.90	7.16	

TCX = Tetrachloro-m-xylene
DCB = DCB Decachlorobiphenyl

TCX RT Limit = ± 0.1 minutes of surrogate RT
DCB RT Limit = ± 0.1 minutes of surrogate RT

Column used to flag values outside QC limits

FORM VIII 8082A

FORM VIII
PCBS ANALYTICAL SEQUENCE

Lab Name: TestAmerica Canton Job No.: 240-28500-1

SDG No.:

Sample No.: CCV 240-101041/3 Date Analyzed: 09/11/2013 16:54

Instrument ID: A2HP11 GC Column: CLP-2 ID: 0.53(mm)

Lab File ID (Standard): P1100003.D Heated Purge: (Y/N) N

Calibration ID: 16898

THE ANALYTICAL SEQUENCE OF BLANKS, SAMPLES, STANDARDS, MS/MSDs AND LCSs IS GIVEN BELOW:

				TCX	DCB	
				RT #	RT #	
CONTINUING CALIBRATION SURROGATE				2.46	8.25	
UPPER LIMIT				2.56	8.35	
LOWER LIMIT				2.36	8.15	
LAB SAMPLE ID	CLIENT SAMPLE ID	DATE ANALYZED	LAB FILE ID			
CCV 240-101041/3 CCVRT		09/11/2013 16:54	P1100003.D	2.46	8.25	
240-28500-1	DR-SB-213-04-06	09/11/2013 17:09	P1100004.D	2.46	8.25	
240-28500-3	DR-SB-214-0-02	09/11/2013 17:23	P1100005.D	2.46	8.25	
240-28500-5	DR-SB-215-0-02	09/11/2013 17:38	P1100006.D	2.46	8.24	
240-28500-6	DR-SB-215-06-08	09/11/2013 17:52	P1100007.D	2.46	8.25	
240-28500-7	DR-SB-216-02-04	09/11/2013 18:06	P1100008.D	2.46	8.25	
240-28500-9	DR-SB-217-02-04	09/11/2013 18:20	P1100009.D	2.46	8.25	
240-28500-11	DR-SB-218-02-04	09/11/2013 18:35	P1100010.D	2.46	8.25	
240-28528-G-3-E MS		09/11/2013 19:18	P1100013.D	2.46	8.25	
240-28528-G-3-F MSD		09/11/2013 19:32	P1100014.D	2.46	8.25	
CCV 240-101041/15		09/11/2013 19:47	P1100015.D	2.46	8.25	

TCX = Tetrachloro-m-xylene
DCB = DCB Decachlorobiphenyl

TCX RT Limit = ± 0.1 minutes of surrogate RT
DCB RT Limit = ± 0.1 minutes of surrogate RT

Column used to flag values outside QC limits

FORM VIII 8082A

SAMPLE ID DR-SB-213-10-12

SAMPLE CALC for 2-butanone

IS AREA	DILUTION	COMPOUND OF INTEREST AREA	IS AMOUNT (ug/L)	Final Extract Volume (mL)	AVE RRF	CONCENTRATION PPB
1540978	1	17449	50	5	0.0948	5.80

Sample Volume (g)
6.42

Percent Solids
80.2

SAMPLE ID DR-SB-213-04-06

SAMPLE CALC for benzo(b)fluoranthene

IS AREA	DILUTION	COMPOUND OF INTEREST AREA	IS AMOUNT (ng/uL)	Final Extract Volume (mL)	AVE RRF	CONCENTRATION PPB
7755406	1	1136489	4	2	1.0452	433.25

Sample Volume (g)
30.35

Percent Solids
85.3

Sample Calculation

FORM I

GC/MS VOA ORGANICS ANALYSIS DATA SHEET

Lab Name: TestAmerica Canton Job No.: 240-28500-1

SDG No.:

Client Sample ID: DR-SB-213-10-12 Lab Sample ID: 240-28500-2

Matrix: Solid Lab File ID: UX87239.D

Analysis Method: 8260B Date Collected: 08/28/2013 09:55

Sample wt/vol: 6.42(g) Date Analyzed: 09/06/2013 09:34

Soil Aliquot Vol: Dilution Factor: 1

Soil Extract Vol.: GC Column: DB-624 ID: 0.18(mm)

% Moisture: 19.8 Level: (low/med) Low

Analysis Batch No.: 100346 Units: ug/Kg

CAS NO.	COMPOUND NAME	RESULT	Q	RL	MDL
630-20-6	1,1,1,2-Tetrachloroethane	4.9	U	4.9	0.60
71-55-6	1,1,1-Trichloroethane	4.9	U	4.9	0.54
79-34-5	1,1,2,2-Tetrachloroethane	4.9	U	4.9	0.33
76-13-1	1,1,2-Trichloro-1,2,2-trichfluoroeth ane	4.9	U	4.9	1.3
75-34-3	1,1-Dichloroethane	4.9	U	4.9	0.35
75-35-4	1,1-Dichloroethene	4.9	U	4.9	0.50
563-58-6	1,1-Dichloropropene	4.9	U *	4.9	0.29
87-61-6	1,2,3-Trichlorobenzene	4.9	U	4.9	0.37
96-18-4	1,2,3-Trichloropropane	4.9	U	4.9	0.87
526-73-8	1,2,3-Trimethylbenzene	4.9	U	4.9	0.17
120-82-1	1,2,4-Trichlorobenzene	4.9	U	4.9	0.26
95-63-6	1,2,4-Trimethylbenzene	4.9	U	4.9	0.63
96-12-8	1,2-Dibromo-3-Chloropropane	9.7	U	9.7	1.3
106-93-4	1,2-Dibromoethane	4.9	U	4.9	0.49
95-50-1	1,2-Dichlorobenzene	4.9	U	4.9	0.35
107-06-2	1,2-Dichloroethane	4.9	U	4.9	0.33
78-87-5	1,2-Dichloropropane	4.9	U	4.9	0.67
541-73-1	1,3-Dichlorobenzene	4.9	U	4.9	0.34
142-28-9	1,3-Dichloropropane	4.9	U	4.9	0.33
106-46-7	1,4-Dichlorobenzene	4.9	U	4.9	0.64
594-20-7	2,2-Dichloropropane	4.9	U	4.9	0.91
78-93-3	2-Butanone	5.9	J	19	1.4
110-75-8	2-Chloroethyl vinyl ether	49	U	49	1.4
95-49-8	2-Chlorotoluene	4.9	U	4.9	0.39
591-78-6	2-Hexanone	19	U	19	0.61
106-43-4	4-Chlorotoluene	4.9	U	4.9	0.40
108-10-1	4-Methyl-2-pentanone	19	U	19	0.52
67-64-1	Acetone	120	B	19	6.1
71-43-2	Benzene	4.9	U	4.9	0.22
108-86-1	Bromobenzene	4.9	U	4.9	0.32
74-97-5	Bromochloromethane	4.9	U	4.9	0.69
75-27-4	Bromodichloromethane	4.9	U	4.9	0.27
75-25-2	Bromoform	4.9	U	4.9	0.32
74-83-9	Bromomethane	4.9	U	4.9	0.52
75-15-0	Carbon disulfide	1.2	J	4.9	0.43

Report Date: 07-Sep-2013 02:23:13 Chrom Revision: 2.0 01-Apr-2013 21:16:10

TestAmerica Canton
Target Compound Quantitation Report

Sample Calculation

Data File: \\Ncchrom\ChromData\A3UX8\20130906-23203.b\UX87239.D
Lims ID: 240-28500-B-2-A Client ID: DR-SB-213-10-12
Inject. Date: 06-Sep-2013 09:34:30 Dil. Factor: 1.0000
Sample Type: Client
Sample ID: 240-0023203-022
Misc. Info.: M30906A,8260SUX8,,402279 =M30906A,8260SUX8,,402279
Operator: 402279 Instrument ID: A3UX8
Purge Vol: 5.000 mL ALS Bottle#: 21
Lims Batch ID: 100346 Lims Sample ID: 22
Detector: MS SCAN

Method: \\Ncchrom\ChromData\A3UX8\20130906-23203.b\8260_8.m
Last Update: 07-Sep-2013 02:23:01 Calib Date: 04-Sep-2013 06:05:30
Quant Method: Internal Standard Quant By: Initial Calibration
Last ICal File: \\Ncchrom\ChromData\A3UX8\20130904-23120.b\UX87170.D
Limit Group: MSV 8260B ICAL
Integrator: RTE ID Type: Deconvolution ID
Column Type: DB-624 Column Dia: 0.18 mm
Process Host: XAWRK014

First Level Reviewer: latat Date: 07-Sep-2013 01:53:56

Compound	Sig	RT	EXP RT	DLT RT	Q	Response	On-Col Amt ug/l	Flags
* 1 Fluorobenzene	96	5.148	5.148	0.0	99	1540978	50.0	
* 2 Chlorobenzene-d5	117	7.680	7.680	0.0	89	944691	50.0	
* 3 1,4-Dichlorobenzene-d4	152	9.881	9.869	0.012	98	424387	50.0	
$ 5 Dibromofluoromethane (Surr)	113	4.627	4.627	0.0	59	297744	48.3	
$ 6 1,2-Dichloroethane-d4 (Surr)	65	4.887	4.888	-0.001	93	358423	45.8	
$ 7 Toluene-d8 (Surr)	98	6.426	6.426	0.0	92	1230555	48.9	
$ 8 4-Bromofluorobenzene (Surr)	95	8.757	8.757	0.0	86	389978	44.5	
19 Dichlorodifluoromethane	85		1.574					
20 Chloromethane	50		1.752					
21 Vinyl chloride	62	1.870	1.870	0.0	64	18879	3.67	
22 Bromomethane	94		2.190					
23 Chloroethane	64		2.284					
25 Trichlorofluoromethane	101		2.497					
28 1,1-Dichloroethene	96		2.923					
29 1,1,2-Trichloro-1,2,2-trifluoroe	151		2.947					
30 Acetone	43	2.959	2.959	0.0	100	256153	126.3	
33 Carbon disulfide	76	3.112	3.113	-0.001	77	17866	1.19	
37 Methylene Chloride	84		3.302					
38 2-Methyl-2-propanol	59		3.373					9
40 trans-1,2-Dichloroethene	96	3.527	3.515	0.012	38	2669	0.4256	
41 Methyl tert-butyl ether	73		3.515					
43 1,1-Dichloroethane	63		3.834					
44 Vinyl acetate	86		3.858					
45 Isopropyl ether	87		3.878					
47 Tert-butyl ethyl ether	59		4.150					9
48 cis-1,2-Dichloroethene	96		4.272					9
49 2-Butanone (MEK)	43	4.272	4.272	0.0	92	17449	6.03	
50 2,2-Dichloropropane	77		4.284					
54 Chlorobromomethane	128		4.450					
56 Chloroform	83		4.509					

FORM VI
GC/MS VOA INITIAL CALIBRATION DATA
INTERNAL STANDARD CURVE EVALUATION

Lab Name: TestAmerica Canton Job No.: 240-28500-1 Analy Batch No.: 100002

SDG No.:

Instrument ID: A3UX8 GC Column: DB-624 ID: 0.18(mm) Heated Purge: (Y/N) Y

Calibration Start Date: 09/04/2013 01:29 Calibration End Date: 09/04/2013 03:58 Calibration ID: 17222

ANALYTE	RRF					CURVE TYPE	COEFFICIENT			#	MIN RRF	%RSD	#	MAX %RSD	R^2 OR COD	#	MIN R^2 OR COD
	LVL 1 LVL 6	LVL 2 LVL 7	LVL 3 LVL 8	LVL 4	LVL 5		B	M1	M2								
3-Chloro-1-propene	+++++ 0.1114	0.0854 0.1081	0.0873 0.1130	0.0868	0.1027	Ave		0.0993				12.0		15.0			
Methyl acetate	0.1684 0.1886	0.1843 0.1550	0.1527 0.1706	0.1639	0.1643	Ave		0.1685				7.5		15.0			
Methylene Chloride	+++++ 0.2705	+++++ 0.2277	0.6300 0.2341	0.3300	0.2792	Lin1	1.6761	0.2210							0.9930		0.9900
tert-Butyl alcohol	0.0172 0.0213	0.0190 0.0163	0.0149 0.0173	0.0159	0.0162	Ave		0.0173				12.0		15.0			
Acrylonitrile	0.0839 0.0941	0.0930 0.0770	0.0764 0.0831	0.0818	0.0826	Ave		0.0840				7.7		15.0			
Methyl tert-butyl ether	0.5484 0.6550	0.5614 0.5772	0.5072 0.6186	0.5377	0.5461	Ave		0.5690				8.3		15.0			
trans-1,2-Dichloroethene	0.2089 0.2132	0.2141 0.1999	0.1931 0.2048	0.1881	0.2057	Ave		0.2035				4.5		15.0			
Hexane	0.0673 0.0561	0.0746 0.0570	0.0607 0.0574	0.0553	0.0563	Ave		0.0606				11.0		15.0			
1,1-Dichloroethane	0.3578 0.3589	0.3709 0.3293	0.3308 0.3507	0.3228	0.3371	Ave		0.3448			0.1000	5.0		15.0			
Vinyl acetate	+++++ 0.0396	0.0163 0.0352	0.0305 0.0396	0.0293	0.0321	Lin1	-0.051	0.0385							0.9960		0.9900
2-Butanone	+++++ 0.1036	0.1076 0.0859	0.0827 0.0932	0.0945	0.0894	Ave		0.0938				9.7		15.0			
cis-1,2-Dichloroethene	0.2119 0.2467	0.2309 0.2251	0.2169 0.2334	0.2208	0.2231	Ave		0.2261				4.8		15.0			
2,2-Dichloropropane	0.1613 0.1867	0.1609 0.1714	0.1543 0.1650	0.1633	0.1776	Ave		0.1676				6.2		15.0			
Bromochloromethane	0.1181 0.1217	0.1133 0.1094	0.1023 0.1170	0.1084	0.1078	Ave		0.1122				5.7		15.0			
Tetrahydrofuran	0.0618 0.0740	0.0633 0.0598	0.0542 0.0655	0.0598	0.0614	Ave		0.0625				9.1		15.0			
Chloroform	+++++ 0.3669	0.3614 0.3357	0.3366 0.3515	0.3219	0.3346	Ave		0.3441				4.7		15.0			
1,1,1-Trichloroethane	0.2360 0.2804	0.2660 0.2679	0.2275 0.2783	0.2356	0.2565	Ave		0.2560				8.0		15.0			
Cyclohexane	0.3748 0.3172	0.3800 0.3126	0.2773 0.3184	0.2854	0.3072	Ave		0.3216				12.0		15.0			
1,1-Dichloropropene	0.2126 0.2370	0.2124 0.2277	0.2048 0.2383	0.2141	0.2194	Ave		0.2208				5.6		15.0			
Carbon tetrachloride	0.1751 0.2217	0.2029 0.2173	0.1833 0.2325	0.1865	0.2011	Ave		0.2025				10.0		15.0			

Note: The m1 coefficient is the same as Ave RRF for an Ave curve type.

Sample Calculation

FORM I

GC/MS SEMI VOA ORGANICS ANALYSIS DATA SHEET

Lab Name: TestAmerica Canton | Job No.: 240-28500-1

SDG No.:

Client Sample ID: DR-SB-213-04-06 | Lab Sample ID: 240-28500-1

Matrix: Solid | Lab File ID: 30912015.D

Analysis Method: 8270D | Date Collected: 08/28/2013 09:50

Extract. Method: 3540C | Date Extracted: 09/09/2013 09:43

Sample wt/vol: 30.35(g) | Date Analyzed: 09/12/2013 14:11

Con. Extract Vol.: 2.0(mL) | Dilution Factor: 1

Injection Volume: 1(uL) | Level: (low/med) Low

% Moisture: 14.7 | GPC Cleanup:(Y/N) N

Analysis Batch No.: 101122 | Units: ug/Kg

CAS NO.	COMPOUND NAME	RESULT	Q	RL	MDL
92-52-4	1,1'-Biphenyl	58	U	58	4.1
88-06-2	2,4,6-Trichlorophenol	170	U	170	10
95-95-4	2,4,5-Trichlorophenol	170	U	170	29
120-83-2	2,4-Dichlorophenol	170	U	170	23
105-67-9	2,4-Dimethylphenol	170	U	170	23
51-28-5	2,4-Dinitrophenol	380	U	380	24
121-14-2	2,4-Dinitrotoluene	230	U	230	20
91-58-7	2-Chloronaphthalene	58	U	58	0.52
95-57-8	2-Chlorophenol	58	U	58	9.5
91-57-6	2-Methylnaphthalene	3.9	J	7.7	0.58
95-48-7	2-Methylphenol	230	U	230	13
88-74-4	2-Nitroaniline	230	U	230	11
88-75-5	2-Nitrophenol	58	U	58	9.6
15831-10-4	3 & 4 Methylphenol	460	U	460	23
91-94-1	3,3'-Dichlorobenzidine	120	U	120	21
99-09-2	3-Nitroaniline	230	U	230	19
534-52-1	4,6-Dinitro-2-methylphenol	170	U	170	11
101-55-3	4-Bromophenyl phenyl ether	58	U	58	15
59-50-7	4-Chloro-3-methylphenol	170	U	170	24
106-47-8	4-Chloroaniline	170	U	170	20
7005-72-3	4-Chlorophenyl phenyl ether	58	U	58	15
100-01-6	4-Nitroaniline	230	U	230	30
83-32-9	Acenaphthene	4.9	J	7.7	0.88
208-96-8	Acenaphthylene	14		7.7	0.41
98-86-2	Acetophenone	120	U	120	11
120-12-7	Anthracene	20		7.7	0.90
1912-24-9	Atrazine	230	U	230	11
100-52-7	Benzaldehyde	120	U *	120	14
56-55-3	Benzo[a]anthracene	65		7.7	0.73
50-32-8	Benzo[a]pyrene	250		7.7	0.74
205-99-2	Benzo[b]fluoranthene	430		7.7	0.68
191-24-2	Benzo[g,h,i]perylene	300		7.7	0.41
207-08-9	Benzo[k]fluoranthene	79		7.7	0.79
111-91-1	Bis(2-chloroethoxy)methane	120	U	120	25

Report Date: 13-Sep-2013 10:15:43 Chrom Revision: 2.1 01-Aug-2013 12:45:24

TestAmerica Canton
Target Compound Quantitation Report

Sample Calculation

Data File: \\Ncchrom\ChromData\A4HP7\20130912-23401.b\30912015.D
Lims ID: 240-28500-H-1-C Client ID: DR-SB-213-04-06
Inject. Date: 12-Sep-2013 14:11:30 Dil. Factor: 1.0000
Sample Type: Client
Sample ID: 240-0023401-015
Misc. Info.: 240-28500-H-1-C
Operator: 001710 Instrument ID: A4HP7
Injection Vol: 1.0 ul ALS Bottle#: 15
Lims Batch ID: 101122 Lims Sample ID: 15
Detector: MS SCAN

Method: \\Ncchrom\ChromData\A4HP7\20130912-23401.b\8270_hp7.m
Last Update: 13-Sep-2013 10:14:57 Calib Date: 06-Sep-2013 02:38:30
Quant Method: Internal Standard Quant By: Initial Calibration
Last ICal File: \\Ncchrom\ChromData\A4HP7\20130905-23193.b\30905028.D
Limit Group: MSS 8270D ICAL
Integrator: RTE ID Type: Deconvolution ID
Column Type: 5% phenyl Column Dia: 0.18 mm
Process Host: XAWRK008

First Level Reviewer: gruberj Date: 12-Sep-2013 15:03:29

Compound	Sig	RT	ADJ RT	DLT RT	Q	Response	On-Col Amt ng/ul	Flags
* 1 1,4-Dichlorobenzene-d4	152	6.171	6.170	0.001	97	164359	4.00	
* 2 Naphthalene-d8	136	7.305	7.304	0.001	100	678082	4.00	
* 3 Acenaphthene-d10	164	8.818	8.818	0.0	93	414706	4.00	
* 4 Phenanthrene-d10	188	10.086	10.091	-0.005	99	717795	4.00	
* 5 Chrysene-d12	240	12.787	12.787	0.0	98	841651	4.00	
* 6 Perylene-d12	264	14.975	14.969	0.006	98	775406	4.00	
$ 7 2-Fluorophenol	112	4.919	4.903	0.016	92	425901	7.93	
$ 8 Phenol-d5	99	5.807	5.802	0.005	94	538328	7.43	
$ 9 Nitrobenzene-d5	82	6.657	6.657	0.0	90	508620	6.92	
$ 10 2-Fluorobiphenyl (Surr)	172	8.219	8.219	0.0	100	938311	7.27	
$ 11 2,4,6-Tribromophenol	330	9.487	9.487	0.0	91	104906	6.90	
$ 12 Terphenyl-d14	244	11.493	11.493	0.0	99	1364341	9.89	
24 1,4-Dioxane	88		2.608					
25 N-Nitrosodimethylamine	74		3.143					
40 Benzaldehyde	77		5.764					
41 Phenol	94		5.818					
44 Bis(2-chloroethyl)ether	93		5.909					
46 2-Chlorophenol	128		5.978					
51 2-Methylphenol	108		6.369					
52 2,2'-oxybis[1-chloropropane]	45		6.401					
191 3 & 4 Methylphenol	108		6.502					
56 N-Nitrosodi-n-propylamine	70		6.513					
57 Acetophenone	105		6.524					
60 Hexachloroethane	117		6.636					
61 Nitrobenzene	77		6.679					
63 Isophorone	82		6.887					
65 2-Nitrophenol	139		6.957					
64 2,4-Dimethylphenol	107		6.973					
68 Bis(2-chloroethoxy)methane	93		7.059					
71 2,4-Dichlorophenol	162		7.165					

Sample Calculation

Compound	Sig	RT	ADJ RT	DLT RT	Q	Response	On-Col Amt ng/ul	Flags
73 Naphthalene	128	7.321	7.321	0.0	75	14449	0.0867	
74 4-Chloroaniline	127		7.347					
77 Hexachlorobutadiene	225		7.422					
83 Caprolactam	113		7.642					
84 4-Chloro-3-methylphenol	107		7.748					
85 2-Methylnaphthalene	142	7.914	7.920	-0.006	70	5707	0.0509	
88 Hexachlorocyclopentadiene	237		8.053					
90 2,4,6-Trichlorophenol	196		8.150					
91 2,4,5-Trichlorophenol	196		8.182					
95 1,1'-Biphenyl	154		8.310					
98 2-Chloronaphthalene	162		8.342					
100 2-Nitroaniline	65		8.406					
103 Dimethyl phthalate	163		8.545					
105 2,6-Dinitrotoluene	165		8.604					
107 Acenaphthylene	152	8.701	8.701	0.0	93	31240	0.1801	
108 3-Nitroaniline	138		8.754					
109 2,4-Dinitrophenol	184		8.840					
110 Acenaphthene	153	8.845	8.845	0.0	71	7353	0.0634	
111 4-Nitrophenol	109		8.872					
112 2,4-Dinitrotoluene	165		8.952					
114 Dibenzofuran	168	8.989	8.989	0.0	76	9326	0.0600	
119 Diethyl phthalate	149	9.139	9.144	-0.005	96	36136	0.2942	
121 4-Chlorophenyl phenyl ether	204		9.267					
123 4-Nitroaniline	138		9.278					
124 Fluorene	166	9.284	9.284	0.0	75	10568	0.0817	
126 4,6-Dinitro-2-methylphenol	198		9.305					
130 N-Nitrosodiphenylamine	169		9.364					
137 4-Bromophenyl phenyl ether	248		9.685					
139 Hexachlorobenzene	284		9.760					
140 Atrazine	200		9.792					
141 Pentachlorophenol	266		9.920					
146 Phenanthrene	178	10.107	10.113	-0.006	96	143049	0.7664	
147 Anthracene	178	10.150	10.155	-0.005	92	49401	0.2606	
149 Carbazole	167	10.273	10.273	0.0	56	15033	0.0909	
151 Di-n-butyl phthalate	149	10.524	10.530	-0.006	98	181391	0.9294	
157 Fluoranthene	202	11.150	11.150	0.0	96	243609	1.16	
160 Pyrene	202	11.375	11.380	-0.005	95	288259	1.27	
166 Butyl benzyl phthalate	149		12.006					
173 3,3'-Dichlorobenzidine	252		12.707					
171 Bis(2-ethylhexyl) phthalate	149	12.728	12.728	0.0	89	83764	0.6502	
175 Benzo[a]anthracene	228	12.771	12.776	-0.005	94	184040	0.8360	
176 Chrysene	228	12.819	12.824	-0.005	91	174220	0.8439	
178 Di-n-octyl phthalate	149		13.685					
180 Benzo[b]fluoranthene	252	14.365	14.365	0.0	95	1136489	5.61	
181 Benzo[k]fluoranthene	252	14.402	14.408	-0.006	98	226530	1.03	M
182 Benzo[a]pyrene	252	14.884	14.884	0.0	76	648758	3.27	
186 Indeno[1,2,3-cd]pyrene	276	16.756	16.756	0.0	99	776254	3.49	
187 Dibenz(a,h)anthracene	278	16.766	16.777	-0.011	31	199940	1.05	
188 Benzo[g,h,i]perylene	276	17.264	17.264	0.0	93	735188	3.92	

FORM VI

GC/MS SEMI VOA INITIAL CALIBRATION DATA

INTERNAL STANDARD CURVE EVALUATION

Sample Calculation

Lab Name: TestAmerica Canton Job No.: 240-28500-1 Analy Batch No.: 100302

SDG No.:

Instrument ID: A4HP7 GC Column: RXI-5SILMS ID: 0.45(mm) Heated Purge: (Y/N) N

Calibration Start Date: 09/05/2013 15:47 Calibration End Date: 09/05/2013 19:11 Calibration ID: 17254

ANALYTE	RRF					CURVE TYPE	COEFFICIENT			#	MIN RRF	%RSD	#	MAX %RSD	R^2 OR COD	#	MIN R^2 OR COD
	LVL 1 LVL 6	LVL 2 LVL 7	LVL 3 LVL 8	LVL 4 LVL 9	LVL 5		B	M1	M2								
Bis(2-ethylhexyl) phthalate	0.6305	0.4990 0.6387	0.5549 0.7008	0.5993 0.6827	0.5923	Ave		0.6123			0.0100	11.0		20.0			
Benzo[a]anthracene	1.1595 1.0291	0.9190 1.0393	1.0010 1.1441	0.9967 1.1398	0.9882	Ave		1.0463			0.8000	8.0		20.0			
Chrysene	1.0322 0.9732	0.9078 0.9750	0.9294 1.0698	0.9332 1.0807	0.9289	Ave		0.9811			0.7000	6.6		20.0			
Di-n-octyl phthalate	1.2090	0.8186 1.2747	0.9596 1.4160	1.0323 1.4351	1.1930	Ave		1.1673			0.0100	19.0		20.0			
Benzo[b]fluoranthene	0.9564 1.0435	0.8962 1.1110	0.9510 1.2152	0.9762 1.2198	1.0377	Ave		1.0452			0.7000	11.0		20.0			
Benzo[k]fluoranthene	1.2159 1.1259	0.9920 1.1613	1.0093 1.3230	1.0436 1.3339	1.0494	Ave		1.1394			0.7000	11.0		20.0			
Benzo[a]pyrene	1.0798 1.0075	0.8832 1.0492	0.9154 1.1671	0.9375 1.1762	0.9839	Ave		1.0222			0.7000	10.0		20.0			
Indeno[1,2,3-cd]pyrene	1.1882 1.1297	0.9779 1.1565	1.0537 1.2838	1.1165 1.2928	1.1195	Ave		1.1465			0.5000	8.8		20.0			
Dibenzo(a,h)anthracene	1.0331 0.9525	0.8453 0.9915	0.8734 1.1103	0.9190 1.1240	0.9506	Ave		0.9777			0.4000	9.9		20.0			
Benzo[g,h,i]perylene	1.0207 0.9283	0.9051 0.9504	0.8934 1.0518	0.9461 1.0538	0.9496	Ave		0.9666			0.5000	6.3		20.0			
2-Fluorophenol (Surr)	1.3313	1.1342 1.2852	1.2592 1.4077	1.3403 1.4053	1.2992	Ave		1.3078				6.7		20.0			
Phenol-d5 (Surr)	1.7946	1.7109 1.7351	1.7202 1.8677	1.7163 1.8473	1.7185	Ave		1.7638				3.6		20.0			
Nitrobenzene-d5 (Surr)	0.4619 0.4166	0.4147 0.4201	0.4122 0.4600	0.4250 0.4530	0.4358	Ave		0.4333				4.6		20.0			
2-Fluorobiphenyl (Surr)	1.3100 1.1932	1.1515 1.2364	1.2142 1.3557	1.2026 1.3816	1.1649	Ave		1.2456				6.7		20.0			
2,4,6-Tribromophenol (Surr)	0.1467	0.1111 0.1558	0.1343 0.1700	0.1378 0.1710	0.1471	Ave		0.1467				13.0		20.0			
Terphenyl-d14 (Surr)	0.7506 0.6317	0.5864 0.6506	0.6180 0.7230	0.6153 0.7144	0.6117	Ave		0.6557				8.9		20.0			

Note: The m1 coefficient is the same as Ave RRF for an Ave curve type.

Sample Calculation

FORM I

GC VOA ORGANICS ANALYSIS DATA SHEET

Lab Name: TestAmerica Canton Job No.: 240-28500-1

SDG No.:

Client Sample ID: DR-SB-214-10-12 Lab Sample ID: 240-28500-4

Matrix: Solid Lab File ID: YF090316.D

Analysis Method: 8015C Date Collected: 08/28/2013 08:55

Sample wt/vol: 5.31(g) Date Analyzed: 09/03/2013 20:40

Soil Aliquot Vol: Dilution Factor: 1

Soil Extract Vol.: GC Column: RTX-VRX ID: 0.45(mm)

% Moisture: 24.6 Level: (low/med) Low

Analysis Batch No.: 99923 Units: ug/Kg

CAS NO.	COMPOUND NAME	RESULT	Q	RL	MDL
8006-61-9	Total Petroleum Hydrocarbons (C6-C10)	97	J	120	57

CAS NO.	SURROGATE	%REC	Q	LIMITS
98-08-8	Trifluorotoluene (Surr)	94		10-150

$$\frac{14710449}{188484.161} * \frac{5mL}{5.31g} * \frac{1}{0.754} = 97.5 \ ug/kg$$

FORM I 8015C

Report Date: 04-Sep-2013 08:42:18 Chrom Revision: 2.0 01-Apr-2013 21:16:10

TestAmerica Canton
Target Compound Quantitation Report

Sample Calculation

Data File: \\Ncchrom\ChromData\YPID\20130903-23100.b\YF090316.D
Lims ID: 240-28500-F-4-A Client ID: DR-SB-214-10-12
Inject. Date: 03-Sep-2013 20:40:18 Dil. Factor: 1.0000
Sample Type: Client
Sample ID: 240-0023100-016
Misc. Info.:
Operator: 402582 Instrument ID: YPID
Purge Vol: 5.000 mL ALS Bottle#: 1
Lims Batch ID: 99923 Lims Sample ID: 16
Detector 1 : GC ELC2B
Detector 2 : GC FID1A

Method: \\Ncchrom\ChromData\YPID\20130903-23100.b\Y80158021.m
Last Update: 04-Sep-2013 08:42:16 Calib Date: 21-Aug-2013 15:19:55
Quant Method: External Standard Quant By: Initial Calibration
Last ICal File: \\Ncchrom\ChromData\YPID\20130821-22702.b\YF082110.D
Limit Group: GCV 8015C GRO ICAL
Integrator: Falcon
Column Type: Column Dia:
Process Host: XAWRK020

First Level Reviewer: shockr Date: 04-Sep-2013 08:37:12

Compound	Det	RT	EXP RT	DLT RT	Response	On-Col Amt ug/l	Flags
$ 16 Trifluorotoluene (Surr)	2	9.803	9.810	-0.007	1604808	9.38	
A 5 C6-C10	2	12.026	5.046 - 19.006		14710449	78.0	M

QC Flag Legend

Review Flags
M - Manually Integrated

FORM VI
GC VOA INITIAL CALIBRATION DATA
EXTERNAL STANDARD CURVE EVALUATION

Sample Calculation

Lab Name: TestAmerica Canton Job No.: 240-28500-1 Analy Batch No.: 98316

SDG No.:

Instrument ID: YPID GC Column: RTX-VRX ID: 0.45(mm) Heated Purge: (Y/N) N

Calibration Start Date: 08/21/2013 11:53 Calibration End Date: 08/21/2013 15:19 Calibration ID: 17011

Calibration Files:

LEVEL:	LAB SAMPLE ID:	LAB FILE ID:
Level 1	STD1 240-98316/5	YF082105.D
Level 2	STD2 240-98316/6	YF082106.D
Level 3	STD3 240-98316/7	YF082107.D
Level 4	STD4 240-98316/8	YF082108.D
Level 5	STD5 240-98316/9	YF082109.D
Level 6	STD6 240-98316/10	YF082110.D

ANALYTE	CF				CURVE TYPE	COEFFICIENT			#	MIN CF	%RSD	#	MAX %RSD	R^2 OR COD	#	MIN R^2 OR COD
	LVL 1 LVL 5	LVL 2 LVL 6	LVL 3	LVL 4		B	M1	M2								
Total Petroleum Hydrocarbons (C6-C10)	218793 178073	200683 168402	185221	179733	Ave		188484.161				9.7		20.0			
C6-C12	253410 192449	217081 182497	201115	194347	Ave		206816.484				12.0		20.0			
Trifluorotoluene (Surr)	208336 165275	165005 153793	163672	170026	Ave		171017.973				11.0		20.0			

Note: The m1 coefficient is the same as Ave CF for an Ave curve type.

Tetra Tech **INTERNAL CORRESPONDENCE**

TO: **A. McGIVNEY** **DATE:** **October 21, 2013**

FROM: **MEGAN CARSON** **COPIES:** **DV FILE**

SUBJECT: **INORGANIC DATA VALIDATION- TOTAL METALS AND HEXAVALENT CHROMIUM**
LOCKHEED-MARTIN STATE AIRPORT (MSA)
TAXIWAY TANGO
SDG 240-28500-1

SAMPLES: 13/Soil/

DR-SB-213-04-06	DR-SB-213-10-12	DR-SB-214-0-02
DR-SB-214-10-12	DR-SB-215-0-02	DR-SB-215-06-08
DR-SB-216-02-04	DR-SB-216-06-08	DR-SB-217-02-04
DR-SB-217-06-08	DR-SB-218-02-04	DR-SB-218-06-08
DR-SB-DUP02		

Overview

The sample set for Lockheed MSA, SDG 240-28500-1 consists of thirteen (13) soil environmental samples. This SDG contained one field duplicate pair: DR-SB-DUP02/ DR-SB-216-02-04.

All samples were analyzed for total metals and hexavalent chromium. The samples were collected by Tetra Tech August 28th, 2013 and analyzed by TestAmerica. Metals analyses were conducted using SW-846 method 6010C. Mercury analyses were conducted using SW-846 method 7471B. Hexavalent chromium analyses were conducted using methods 3060A/7196A.

All analytes were successfully analyzed. The data review was based on data completeness, holding times, calibration data, laboratory method/preparation blanks, matrix spike / matrix spike duplicate results, field duplicate precision, laboratory control sample (LCS) results, detection limits and analyte quantitation. Areas of concern with respect to data quality are listed below.

Major Problems-

- None.

Minor Problems-

- The following contaminants were detected in method and calibration blanks at the following maximum concentrations:

Analyte	Maximum Concentration	Action Level
Barium [1]	0.084 mg/kg	0.42 mg/kg
Zinc [1]	1.27 mg/kg	6.35 mg/kg
Molybdenum [2]	7.6 ug/L	3.8 mg/kg
Antimony [3]	4.24 ug/L	2.12 mg/kg
Hexavalent Chromium [4]	0.27 mg/kg	1.35 mg/kg

[1] Maximum concentration found in a preparation blank affecting samples in 240-99736.
[2] Maximum concentration found in a calibration blank affecting samples analyzed on 9/16/13.
[3] Maximum concentration found in a calibration blank affecting samples analyzed on 9/4/13 for

metals.

(4) Maximum concentration found in a calibration blank affecting samples analyzed on 9/4/13 for hexavalent chromium.

An action level of 5X the maximum contaminant level has been used to evaluate sample data for blank contamination. Sample aliquot, percent solids, and dilution factors, if applicable, were taken into consideration when evaluating for blank contamination. Positive antimony, molybdenum, zinc, and hexavalent chromium results less than the blank action level were qualified (B) for blank contamination.

- The CRDL standard analyzed 9/16/13 had a percent recovery < 90% for beryllium. Sample DR-SB-218-06-08 was affected. The positive result was qualified as estimated (J) due to conflicting directional bias.

- Field duplicate pair DR-SB-DUP02/ DR-SB-216-02-04 had relative percent differences greater than chromium and vanadium and differences > 2X CRDL for arsenic, cobalt, copper, and nickel. All samples were affected. Positive results were qualified as estimated (J) due to a lack of directional bias.

Notes

Non-detected results were reported to the method detection limit (MDL).

The CRDL standard analyzed 9/4/13 had a percent recovery >110% for antimony. No validation action was warranted as sample results were either qualified as for blank contamination or non-detected.

Executive Summary

Laboratory Performance: Preparation and calibration blank contamination resulted in the qualification of antimony, molybdenum, zinc, and hexavalent chromium results. CRDL standard non-compliances for beryllium resulted in the qualification of sample results.

Other Factors Affecting Data Quality: Field duplicate non-compliances for chromium, vanadium, arsenic, cobalt, copper, and nickel resulted in the qualification of sample results.

The data for these analyses were reviewed with reference to the Region III modifications to the National Functional Guidelines for Inorganic Data Validation (April 1993).

Tetra Tech
Megan Carson
Chemist/Data Validator

Tetra Tech
Joseph A. Samchuck
Data Validation Manager

Attachments:
Appendix A – Qualified Analytical Results
Appendix B – Results as Reported by the Laboratory
Appendix C – Support Documentation

APPENDIX A

QUALIFIED ANALYTICAL RESULTS

Qualifier Codes:

A	=	Lab Blank Contamination
B	=	Field Blank Contamination
C	=	Calibration Noncompliance (i.e., % RSDs, %Ds, ICVs, CCVs, RRFs, etc.)
C01	=	GC/MS Tuning Noncompliance
D	=	MS/MSD Recovery Noncompliance
E	=	LCS/LCSD Recovery Noncompliance
F	=	Lab Duplicate Imprecision
G	=	Field Duplicate Imprecision
H	=	Holding Time Exceedance
I	=	ICP Serial Dilution Noncompliance
J	=	ICP PDS Recovery Noncompliance; MSA's r < 0.995
K	=	ICP Interference - includes ICS % R Noncompliance
L	=	Instrument Calibration Range Exceedance
M	=	Sample Preservation Noncompliance
N	=	Internal Standard Noncompliance
N01	=	Internal Standard Recovery Noncompliance Dioxins
N02	=	Recovery Standard Noncompliance Dioxins
N03	=	Clean-up Standard Noncompliance Dioxins
O	=	Poor Instrument Performance (i.e., base-time drifting)
P	=	Uncertainty near detection limit (< 2 x IDL for inorganics and <CRQL for organics)
Q	=	Other problems (can encompass a number of issues; i.e.chromatography,interferences, etc.)
R	=	Surrogates Recovery Noncompliance
S	=	Pesticide/PCB Resolution
T	=	% Breakdown Noncompliance for DDT and Endrin
U	=	RPD between columns/detectors >40% for positive results determined via GC/HPLC
V	=	Non-linear calibrations; correlation coefficient r < 0.995
W	=	EMPC result
X	=	Signal to noise response drop
Y	=	Percent solids <30%
Z	=	Uncertainty at 2 sigma deviation is less than sample activity
Z1	=	Tentatively Identified Compound considered presumptively present
Z2	=	Tentatively Identified Compound column bleed

PROJ_NO: 05480	NSAMPLE	DR-SB-213-04-06			DR-SB-213-10-12			DR-SB-214-0-02			DR-SB-214-10-12		
SDG: 240-28500-1	LAB_ID	240-28500-1			240-28500-2			240-28500-3			240-28500-4		
FRACTION: M	SAMP_DATE	8/28/2013			8/28/2013			8/28/2013			8/28/2013		
MEDIA: SOIL	QC_TYPE	NM			NM			NM			NM		
	UNITS	MG/KG			MG/KG			MG/KG			MG/KG		
	PCT_SOLIDS	85.3			80.2			97.1			75.4		
	DUP_OF												
PARAMETER		RESULT	VQL	QLCD	RESULT	VQL	QLCD	RESULT	VQL	QLCD	RESULT	VQL	QLCD
ANTIMONY		0.44	U		0.45	U		0.4	U		0.5	B	A
ARSENIC		4.3	J	G	0.43	J	GP	0.35	J	GP	0.92	J	GP
BARIUM		22	J	P	1.3	J	P	2.7	J	P	2.9	J	P
BERYLLIUM		0.47	J	P	0.05	U		0.044	U		0.05	U	
CADMIUM		0.8			0.042	U		0.037	U		0.3	J	P
CHROMIUM		33	J	G	1.6	J	G	2.9	J	G	31	J	G
COBALT		9.6	J	G	0.32	J	GP	0.31	J	GP	0.4	J	GP
COPPER		25	J	G	1	J	GP	1.5	J	GP	4.5	J	G
LEAD		290			0.58	J	P	0.61	J	P	3.7		
MERCURY		0.017	U		0.02	U		0.018	U		0.021	U	
MOLYBDENUM		0.32	B	A	0.31	U		0.28	U		0.32	U	
NICKEL		11	J	G	0.35	J	GP	0.4	J	GP	0.56	J	GP
SELENIUM		0.51	U		0.52	U		0.46	U		0.53	U	
SILVER		0.11	U		0.12	U		0.1	U		0.12	U	
THALLIUM		0.63	U		0.63	U		0.57	U		0.65	U	
VANADIUM		32	J	G	3.3	J	G	2.2	J	G	2.3	J	G
ZINC		62			3.9	B	A	2.4	B	A	16		

PROJ_NO: 05480	NSAMPLE	DR-SB-215-0-02			DR-SB-215-06-08			DR-SB-216-02-04			DR-SB-216-06-08		
SDG: 240-28500-1	LAB_ID	240-28500-5			240-28500-6			240-28500-7			240-28500-8		
FRACTION: M	SAMP_DATE	8/28/2013			8/28/2013			8/28/2013			8/28/2013		
MEDIA: SOIL	QC_TYPE	NM			NM			NM			NM		
	UNITS	MG/KG			MG/KG			MG/KG			MG/KG		
	PCT_SOLIDS	92.2			76.8			80.5			94.5		
	DUP_OF												
PARAMETER		RESULT	VQL	QLCD	RESULT	VQL	QLCD	RESULT	VQL	QLCD	RESULT	VQL	QLCD
ANTIMONY		0.37	U		0.45	U		0.45	U		0.48	B	A
ARSENIC		3.6	J	G	8	J	G	5.4	J	G	6.1	J	G
BARIUM		12	J	P	12	J	P	9.4	J	P	14	J	P
BERYLLIUM		0.38	J	P	0.26	J	P	0.92			0.58		
CADMIUM		0.035	U		0.042	U		0.042	U		0.034	U	
CHROMIUM		23	J	G	34	J	G	36	J	G	35	J	G
COBALT		6.3	J	G	4.1	J	G	5.5	J	G	7	J	G
COPPER		17	J	G	24	J	G	24	J	G	17	J	G
LEAD		3.4			5.7			3.4			8.4		
MERCURY		0.016	U		0.021	U		0.018	U		0.015	U	
MOLYBDENUM		0.26	U		0.52	B	A	0.31	U		0.28	B	A
NICKEL		8.9	J	G	5.4	J	G	13	J	G	11	J	G
SELENIUM		0.43	U		0.56	J	P	0.52	U		0.42	U	
SILVER		0.096	U		0.12	U		0.12	U		0.094	U	
THALLIUM		0.53	U		0.64	U		0.64	U		0.52	U	
VANADIUM		38	J	G	50	J	G	77	J	G	77	J	G
ZINC		14			25			19			17		

PROJ_NO: 05480	NSAMPLE	DR-SB-217-02-04			DR-SB-217-06-08			DR-SB-218-02-04			DR-SB-218-06-08		
SDG: 240-28500-1	LAB_ID	240-28500-9			240-28500-10			240-28500-11			240-28500-12		
FRACTION: M	SAMP_DATE	8/28/2013			8/28/2013			8/28/2013			8/28/2013		
MEDIA: SOIL	QC_TYPE	NM			NM			NM			NM		
	UNITS	MG/KG			MG/KG			MG/KG			MG/KG		
	PCT_SOLIDS	87.8			90.0			82.8			87.9		
	DUP_OF												
PARAMETER		RESULT	VQL	QLCD	RESULT	VQL	QLCD	RESULT	VQL	QLCD	RESULT	VQL	QLCD
ANTIMONY		0.33	U		0.36	U		0.39	U		1.9	U	
ARSENIC		5.8	J	G	5.2	J	G	6.9	J	G	5.8	J	GP
BARIUM		14	J	P	29			13	J	P	32	J	P
BERYLLIUM		1.1			0.35	J	P	0.77			0.53	J	CP
CADMIUM		0.056	J	P	0.1	J	P	0.036	U		0.17	U	
CHROMIUM		30	J	G	20	J	G	31	J	G	23	J	G
COBALT		8.2	J	G	11	J	G	4.9	J	G	2.7	J	G
COPPER		19	J	G	20	J	G	14	J	G	44	J	G
LEAD		4.5			9.1			4.2			10		
MERCURY		0.015	U		0.019	U		0.02	J	P	0.018	U	
MOLYBDENUM		0.31	B	A	0.26	B	A	0.27	U		1.6	B	A
NICKEL		22	J	G	9.4	J	G	11	J	G	5.1	J	G
SELENIUM		0.38	U		0.42	U		0.45	U		2.2	U	
SILVER		0.085	U		0.093	U		0.099	U		0.48	U	
THALLIUM		0.47	U		0.51	U		0.54	U		0.53	U	
VANADIUM		64	J	G	30	J	G	65	J	G	56	J	G
ZINC		27			29			23			7.8	B	A

PROJ_NO: 05480	NSAMPLE	DR-SB-DUP02		
SDG: 240-28500-1	LAB_ID	240-28500-14		
FRACTION: M	SAMP_DATE	8/28/2013		
MEDIA: SOIL	QC_TYPE	FD		
	UNITS	MG/KG		
	PCT_SOLIDS	95.7		
	DUP_OF	DR-SB-216-02-04		
PARAMETER		RESULT	VQL	QLCD
ANTIMONY		0.34	U	
ARSENIC		1.3	J	G
BARIUM		23		
BERYLLIUM		0.18	J	P
CADMIUM		0.031	U	
CHROMIUM		12	J	G
COBALT		1.5	J	G
COPPER		5.8	J	G
LEAD		4.7		
MERCURY		0.029	J	P
MOLYBDENUM		0.23	U	
NICKEL		2.8	J	GP
SELENIUM		0.39	U	
SILVER		0.086	U	
THALLIUM		0.48	U	
VANADIUM		13	J	G
ZINC		23		

PROJ_NO: 05480	NSAMPLE	DR-SB-213-04-06			DR-SB-213-10-12			DR-SB-214-0-02			DR-SB-214-10-12		
SDG: 240-28500-1	LAB_ID	240-28500-1			240-28500-2			240-28500-3			240-28500-4		
FRACTION: MISC	SAMP_DATE	8/28/2013			8/28/2013			8/28/2013			8/28/2013		
MEDIA: SOIL	QC_TYPE	NM			NM			NM			NM		
	UNITS	MG/KG			MG/KG			MG/KG			MG/KG		
	PCT_SOLIDS	85.3			80.2			97.1			75.4		
	DUP_OF												
PARAMETER		RESULT	VQL	QLCD	RESULT	VQL	QLCD	RESULT	VQL	QLCD	RESULT	VQL	QLCD
HEXAVALENT CHROMIUM		0.79	B	A	0.34	U		0.28	U		0.36	U	

PROJ_NO: 05480	NSAMPLE	DR-SB-215-0-02			DR-SB-215-06-08			DR-SB-216-02-04			DR-SB-216-06-08		
SDG: 240-28500-1	LAB_ID	240-28500-5			240-28500-6			240-28500-7			240-28500-8		
FRACTION: MISC	SAMP_DATE	8/28/2013			8/28/2013			8/28/2013			8/28/2013		
MEDIA: SOIL	QC_TYPE	NM			NM			NM			NM		
	UNITS	MG/KG			MG/KG			MG/KG			MG/KG		
	PCT_SOLIDS	92.2			76.8			80.5			94.5		
	DUP_OF												
PARAMETER		RESULT	VQL	QLCD	RESULT	VQL	QLCD	RESULT	VQL	QLCD	RESULT	VQL	QLCD
HEXAVALENT CHROMIUM		0.29	U		0.35	U		0.34	U		0.48	B	A

PROJ_NO: 05480	NSAMPLE	DR-SB-217-02-04			DR-SB-217-06-08			DR-SB-218-02-04			DR-SB-218-06-08		
SDG: 240-28500-1	LAB_ID	240-28500-9			240-28500-10			240-28500-11			240-28500-12		
FRACTION: MISC	SAMP_DATE	8/28/2013			8/28/2013			8/28/2013			8/28/2013		
MEDIA: SOIL	QC_TYPE	NM			NM			NM			NM		
	UNITS	MG/KG			MG/KG			MG/KG			MG/KG		
	PCT_SOLIDS	87.8			90.0			82.8			87.9		
	DUP_OF												
PARAMETER		RESULT	VQL	QLCD	RESULT	VQL	QLCD	RESULT	VQL	QLCD	RESULT	VQL	QLCD
HEXAVALENT CHROMIUM		0.31	U		0.3	U		0.33	U		0.31	U	

PROJ_NO: 05480	NSAMPLE	DR-SB-DUP02		
SDG: 240-28500-1	LAB_ID	240-28500-14		
FRACTION: MISC	SAMP_DATE	8/28/2013		
MEDIA: SOIL	QC_TYPE	FD		
	UNITS	MG/KG		
	PCT_SOLIDS	95.7		
	DUP_OF	DR-SB-216-02-04		
PARAMETER		RESULT	VQL	QLCD
HEXAVALENT CHROMIUM		0.49	B	A

APPENDIX B

RESULTS AS REPORTED BY THE LABORATORY

Client: Tetra Tech, Inc

Job Number: 240-28500-1

Client Sample ID: **DR-SB-213-04-06**

Lab Sample ID: 240-28500-1
Client Matrix: Solid
% Moisture: 14.7

Date Sampled: 08/28/2013 0950
Date Received: 08/29/2013 0930

6010C Metals (ICP)

Analysis Method:	6010C	Analysis Batch:	240-100170	Instrument ID:	I9
Prep Method:	3050B	Prep Batch:	240-99736	Lab File ID:	I9090413A.asc
Dilution:	1.0			Initial Weight/Volume:	1.03 g
Analysis Date:	09/04/2013 1934			Final Weight/Volume:	100 mL
Prep Date:	08/30/2013 1152				

Analyte	DryWt Corrected: Y	Result (mg/Kg)	Qualifier	MDL	RL
Antimony		2.3	U	0.44	2.3
Arsenic		4.3		0.34	1.7
Barium		22	J B	0.081	23
Beryllium		0.47	J	0.049	0.57
Cadmium		0.80		0.041	0.57
Chromium		33		0.23	1.1
Cobalt		9.6		0.18	1.1
Copper		25		0.84	2.8
Lead		290		0.22	1.1
Molybdenum		0.32	J	0.31	4.6
Nickel		11		0.31	4.6
Selenium		2.3	U	0.51	2.3
Silver		1.1	U	0.11	1.1
Thallium		2.3	U	0.63	2.3
Vanadium		32		0.14	1.1
Zinc		62	B	1.1	5.7

7471B Mercury in Solid or Semisolid Waste (Manual Cold Vapor Technique)

Analysis Method:	7471B	Analysis Batch:	240-100138	Instrument ID:	H4
Prep Method:	7471B	Prep Batch:	240-99740	Lab File ID:	090413A-HG4.PRN
Dilution:	1.0			Initial Weight/Volume:	0.63 g
Analysis Date:	09/04/2013 1231			Final Weight/Volume:	100 mL
Prep Date:	08/30/2013 1455				

Analyte	DryWt Corrected: Y	Result (mg/Kg)	Qualifier	MDL	RL
Mercury		0.11	U	0.017	0.11

Client: Tetra Tech, Inc

Job Number: 240-28500-1

Client Sample ID: **DR-SB-213-10-12**

Lab Sample ID: 240-28500-2
Client Matrix: Solid
% Moisture: 19.8

Date Sampled: 08/28/2013 0955
Date Received: 08/29/2013 0930

6010C Metals (ICP)

Analysis Method:	6010C	Analysis Batch:	240-100170	Instrument ID:	I9
Prep Method:	3050B	Prep Batch:	240-99736	Lab File ID:	I9090413A.asc
Dilution:	1.0			Initial Weight/Volume:	1.08 g
Analysis Date:	09/04/2013 1938			Final Weight/Volume:	100 mL
Prep Date:	08/30/2013 1152				

Analyte	DryWt Corrected: Y	Result (mg/Kg)	Qualifier	MDL	RL
Antimony		2.3	U	0.45	2.3
Arsenic		0.43	J	0.35	1.7
Barium		1.3	J B	0.082	23
Beryllium		0.58	U	0.050	0.58
Cadmium		0.58	U	0.042	0.58
Chromium		1.6		0.23	1.2
Cobalt		0.32	J	0.18	1.2
Copper		1.0	J	0.85	2.9
Lead		0.58	J	0.22	1.2
Molybdenum		4.6	U	0.31	4.6
Nickel		0.35	J	0.31	4.6
Selenium		2.3	U	0.52	2.3
Silver		1.2	U	0.12	1.2
Thallium		2.3	U	0.63	2.3
Vanadium		3.3		0.14	1.2
Zinc		3.9	J B	1.2	5.8

7471B Mercury in Solid or Semisolid Waste (Manual Cold Vapor Technique)

Analysis Method:	7471B	Analysis Batch:	240-100138	Instrument ID:	H4
Prep Method:	7471B	Prep Batch:	240-99740	Lab File ID:	090413A-HG4.PRN
Dilution:	1.0			Initial Weight/Volume:	0.56 g
Analysis Date:	09/04/2013 1233			Final Weight/Volume:	100 mL
Prep Date:	08/30/2013 1455				

Analyte	DryWt Corrected: Y	Result (mg/Kg)	Qualifier	MDL	RL
Mercury		0.13	U	0.020	0.13

Client: Tetra Tech, Inc

Job Number: 240-28500-1

Client Sample ID: **DR-SB-214-0-02**

Lab Sample ID: 240-28500-3
Client Matrix: Solid
% Moisture: 2.9

Date Sampled: 08/28/2013 0850
Date Received: 08/29/2013 0930

6010C Metals (ICP)

Analysis Method:	6010C	Analysis Batch:	240-100170	Instrument ID:	I9
Prep Method:	3050B	Prep Batch:	240-99736	Lab File ID:	I9090413A.asc
Dilution:	1.0			Initial Weight/Volume:	1.00 g
Analysis Date:	09/04/2013 1942			Final Weight/Volume:	100 mL
Prep Date:	08/30/2013 1152				

Analyte	DryWt Corrected: Y	Result (mg/Kg)	Qualifier	MDL	RL
Antimony		2.1	U	0.40	2.1
Arsenic		0.35	J	0.31	1.5
Barium		2.7	J B	0.073	21
Beryllium		0.51	U	0.044	0.51
Cadmium		0.51	U	0.037	0.51
Chromium		2.9		0.21	1.0
Cobalt		0.31	J	0.16	1.0
Copper		1.5	J	0.76	2.6
Lead		0.61	J	0.20	1.0
Molybdenum		4.1	U	0.28	4.1
Nickel		0.40	J	0.28	4.1
Selenium		2.1	U	0.46	2.1
Silver		1.0	U	0.10	1.0
Thallium		2.1	U	0.57	2.1
Vanadium		2.2		0.12	1.0
Zinc		2.4	J B	1.0	5.1

7471B Mercury in Solid or Semisolid Waste (Manual Cold Vapor Technique)

Analysis Method:	7471B	Analysis Batch:	240-100138	Instrument ID:	H4
Prep Method:	7471B	Prep Batch:	240-99740	Lab File ID:	090413A-HG4.PRN
Dilution:	1.0			Initial Weight/Volume:	0.52 g
Analysis Date:	09/04/2013 1240			Final Weight/Volume:	100 mL
Prep Date:	08/30/2013 1455				

Analyte	DryWt Corrected: Y	Result (mg/Kg)	Qualifier	MDL	RL
Mercury		0.12	U	0.018	0.12

Client: Tetra Tech, Inc

Job Number: 240-28500-1

Client Sample ID: **DR-SB-214-10-12**

Lab Sample ID: 240-28500-4
Client Matrix: Solid
% Moisture: 24.6

Date Sampled: 08/28/2013 0855
Date Received: 08/29/2013 0930

6010C Metals (ICP)

Analysis Method:	6010C	Analysis Batch:	240-100170	Instrument ID:	I9
Prep Method:	3050B	Prep Batch:	240-99736	Lab File ID:	I9090413A.asc
Dilution:	1.0			Initial Weight/Volume:	1.13 g
Analysis Date:	09/04/2013 1946			Final Weight/Volume:	100 mL
Prep Date:	08/30/2013 1152				

Analyte	DryWt Corrected: Y	Result (mg/Kg)	Qualifier	MDL	RL
Antimony		0.50	J	0.46	2.3
Arsenic		0.92	J	0.35	1.8
Barium		2.9	J B	0.083	23
Beryllium		0.59	U	0.050	0.59
Cadmium		0.30	J	0.042	0.59
Chromium		31		0.23	1.2
Cobalt		0.40	J	0.19	1.2
Copper		4.5		0.87	2.9
Lead		3.7		0.22	1.2
Molybdenum		4.7	U	0.32	4.7
Nickel		0.56	J	0.32	4.7
Selenium		2.3	U	0.53	2.3
Silver		1.2	U	0.12	1.2
Thallium		2.3	U	0.65	2.3
Vanadium		2.3		0.14	1.2
Zinc		16	B	1.2	5.9

7471B Mercury in Solid or Semisolid Waste (Manual Cold Vapor Technique)

Analysis Method:	7471B	Analysis Batch:	240-100138	Instrument ID:	H4
Prep Method:	7471B	Prep Batch:	240-99740	Lab File ID:	090413A-HG4.PRN
Dilution:	1.0			Initial Weight/Volume:	0.56 g
Analysis Date:	09/04/2013 1242			Final Weight/Volume:	100 mL
Prep Date:	08/30/2013 1455				

Analyte	DryWt Corrected: Y	Result (mg/Kg)	Qualifier	MDL	RL
Mercury		0.14	U	0.021	0.14

Client: Tetra Tech, Inc

Job Number: 240-28500-1

Client Sample ID: **DR-SB-215-0-02**

Lab Sample ID: 240-28500-5
Client Matrix: Solid
% Moisture: 7.8

Date Sampled: 08/28/2013 1040
Date Received: 08/29/2013 0930

6010C Metals (ICP)

Analysis Method:	6010C	Analysis Batch:	240-100170	Instrument ID:	I9
Prep Method:	3050B	Prep Batch:	240-99736	Lab File ID:	I9090413A.asc
Dilution:	1.0			Initial Weight/Volume:	1.13 g
Analysis Date:	09/04/2013 1950			Final Weight/Volume:	100 mL
Prep Date:	08/30/2013 1152				

Analyte	DryWt Corrected: Y	Result (mg/Kg)	Qualifier	MDL	RL
Antimony		1.9	U	0.37	1.9
Arsenic		3.6		0.29	1.4
Barium		12	J B	0.068	19
Beryllium		0.38	J	0.041	0.48
Cadmium		0.48	U	0.035	0.48
Chromium		23		0.19	0.96
Cobalt		6.3		0.15	0.96
Copper		17		0.71	2.4
Lead		3.4		0.18	0.96
Molybdenum		3.8	U	0.26	3.8
Nickel		8.9		0.26	3.8
Selenium		1.9	U	0.43	1.9
Silver		0.96	U	0.096	0.96
Thallium		1.9	U	0.53	1.9
Vanadium		38		0.12	0.96
Zinc		14	B	0.96	4.8

7471B Mercury in Solid or Semisolid Waste (Manual Cold Vapor Technique)

Analysis Method:	7471B	Analysis Batch:	240-100138	Instrument ID:	H4
Prep Method:	7471B	Prep Batch:	240-99740	Lab File ID:	090413A-HG4.PRN
Dilution:	1.0			Initial Weight/Volume:	0.60 g
Analysis Date:	09/04/2013 1244			Final Weight/Volume:	100 mL
Prep Date:	08/30/2013 1455				

Analyte	DryWt Corrected: Y	Result (mg/Kg)	Qualifier	MDL	RL
Mercury		0.11	U	0.016	0.11

Client: Tetra Tech, Inc

Job Number: 240-28500-1

Client Sample ID: **DR-SB-215-06-08**

Lab Sample ID: 240-28500-6
Client Matrix: Solid
% Moisture: 23.2

Date Sampled: 08/28/2013 1045
Date Received: 08/29/2013 0930

6010C Metals (ICP)

Analysis Method:	6010C	Analysis Batch:	240-100170	Instrument ID:	I9
Prep Method:	3050B	Prep Batch:	240-99736	Lab File ID:	I9090413A.asc
Dilution:	1.0			Initial Weight/Volume:	1.12 g
Analysis Date:	09/04/2013 1954			Final Weight/Volume:	100 mL
Prep Date:	08/30/2013 1152				

Analyte	DryWt Corrected: Y	Result (mg/Kg)	Qualifier	MDL	RL
Antimony		2.3	U	0.45	2.3
Arsenic		8.0		0.35	1.7
Barium		12	J B	0.083	23
Beryllium		0.26	J	0.050	0.58
Cadmium		0.58	U	0.042	0.58
Chromium		34		0.23	1.2
Cobalt		4.1		0.19	1.2
Copper		24		0.86	2.9
Lead		5.7		0.22	1.2
Molybdenum		0.52	J	0.31	4.7
Nickel		5.4		0.31	4.7
Selenium		0.56	J	0.52	2.3
Silver		1.2	U	0.12	1.2
Thallium		2.3	U	0.64	2.3
Vanadium		50		0.14	1.2
Zinc		25	B	1.2	5.8

7471B Mercury in Solid or Semisolid Waste (Manual Cold Vapor Technique)

Analysis Method:	7471B	Analysis Batch:	240-100138	Instrument ID:	H4
Prep Method:	7471B	Prep Batch:	240-99740	Lab File ID:	090413A-HG4.PRN
Dilution:	1.0			Initial Weight/Volume:	0.56 g
Analysis Date:	09/04/2013 1246			Final Weight/Volume:	100 mL
Prep Date:	08/30/2013 1455				

Analyte	DryWt Corrected: Y	Result (mg/Kg)	Qualifier	MDL	RL
Mercury		0.14	U	0.021	0.14

Client: Tetra Tech, Inc

Job Number: 240-28500-1

Client Sample ID: **DR-SB-216-02-04**

Lab Sample ID: 240-28500-7
Client Matrix: Solid
% Moisture: 19.5

Date Sampled: 08/28/2013 1150
Date Received: 08/29/2013 0930

6010C Metals (ICP)

Analysis Method:	6010C	Analysis Batch:	240-100170	Instrument ID:	I9
Prep Method:	3050B	Prep Batch:	240-99736	Lab File ID:	I9090413A.asc
Dilution:	1.0			Initial Weight/Volume:	1.07 g
Analysis Date:	09/04/2013 1958			Final Weight/Volume:	100 mL
Prep Date:	08/30/2013 1152				

Analyte	DryWt Corrected: Y	Result (mg/Kg)	Qualifier	MDL	RL
Antimony		2.3	U	0.45	2.3
Arsenic		5.4		0.35	1.7
Barium		9.4	J B	0.082	23
Beryllium		0.92		0.050	0.58
Cadmium		0.58	U	0.042	0.58
Chromium		36		0.23	1.2
Cobalt		5.5		0.19	1.2
Copper		24		0.86	2.9
Lead		3.4		0.22	1.2
Molybdenum		4.6	U	0.31	4.6
Nickel		13		0.31	4.6
Selenium		2.3	U	0.52	2.3
Silver		1.2	U	0.12	1.2
Thallium		2.3	U	0.64	2.3
Vanadium		77		0.14	1.2
Zinc		19	B	1.2	5.8

7471B Mercury in Solid or Semisolid Waste (Manual Cold Vapor Technique)

Analysis Method:	7471B	Analysis Batch:	240-100138	Instrument ID:	H4
Prep Method:	7471B	Prep Batch:	240-99740	Lab File ID:	090413A-HG4.PRN
Dilution:	1.0			Initial Weight/Volume:	0.62 g
Analysis Date:	09/04/2013 1248			Final Weight/Volume:	100 mL
Prep Date:	08/30/2013 1455				

Analyte	DryWt Corrected: Y	Result (mg/Kg)	Qualifier	MDL	RL
Mercury		0.12	U	0.018	0.12

Client: Tetra Tech, Inc

Job Number: 240-28500-1

Client Sample ID: **DR-SB-216-06-08**

Lab Sample ID: 240-28500-8
Client Matrix: Solid
% Moisture: 5.5

Date Sampled: 08/28/2013 1155
Date Received: 08/29/2013 0930

6010C Metals (ICP)

Analysis Method:	6010C	Analysis Batch:	240-100170	Instrument ID:	I9
Prep Method:	3050B	Prep Batch:	240-99736	Lab File ID:	I9090413A.asc
Dilution:	1.0			Initial Weight/Volume:	1.13 g
Analysis Date:	09/04/2013 2002			Final Weight/Volume:	100 mL
Prep Date:	08/30/2013 1152				

Analyte	DryWt Corrected: Y	Result (mg/Kg)	Qualifier	MDL	RL
Antimony		0.48	J	0.37	1.9
Arsenic		6.1		0.28	1.4
Barium		14	J B	0.066	19
Beryllium		0.58		0.040	0.47
Cadmium		0.47	U	0.034	0.47
Chromium		35		0.19	0.94
Cobalt		7.0		0.15	0.94
Copper		17		0.69	2.3
Lead		8.4		0.18	0.94
Molybdenum		0.28	J	0.25	3.7
Nickel		11		0.25	3.7
Selenium		1.9	U	0.42	1.9
Silver		0.94	U	0.094	0.94
Thallium		1.9	U	0.52	1.9
Vanadium		77		0.11	0.94
Zinc		17	B	0.94	4.7

7471B Mercury in Solid or Semisolid Waste (Manual Cold Vapor Technique)

Analysis Method:	7471B	Analysis Batch:	240-100138	Instrument ID:	H4
Prep Method:	7471B	Prep Batch:	240-99740	Lab File ID:	090413A-HG4.PRN
Dilution:	1.0			Initial Weight/Volume:	0.63 g
Analysis Date:	09/04/2013 1250			Final Weight/Volume:	100 mL
Prep Date:	08/30/2013 1455				

Analyte	DryWt Corrected: Y	Result (mg/Kg)	Qualifier	MDL	RL
Mercury		0.10	U	0.015	0.10

Client: Tetra Tech, Inc

Job Number: 240-28500-1

Client Sample ID: **DR-SB-217-02-04**

Lab Sample ID: 240-28500-9
Client Matrix: Solid
% Moisture: 12.2

Date Sampled: 08/28/2013 1410
Date Received: 08/29/2013 0930

6010C Metals (ICP)

Analysis Method:	6010C	Analysis Batch:	240-100170	Instrument ID:	I9
Prep Method:	3050B	Prep Batch:	240-99736	Lab File ID:	I9090413A.asc
Dilution:	1.0			Initial Weight/Volume:	1.34 g
Analysis Date:	09/04/2013 2014			Final Weight/Volume:	100 mL
Prep Date:	08/30/2013 1152				

Analyte	DryWt Corrected: Y	Result (mg/Kg)	Qualifier	MDL	RL
Antimony		1.7	U	0.33	1.7
Arsenic		5.8		0.25	1.3
Barium		14	J B	0.060	17
Beryllium		1.1		0.037	0.42
Cadmium		0.056	J	0.031	0.42
Chromium		30		0.17	0.85
Cobalt		8.2		0.14	0.85
Copper		19		0.63	2.1
Lead		4.5		0.16	0.85
Molybdenum		0.31	J	0.23	3.4
Nickel		22		0.23	3.4
Selenium		1.7	U	0.38	1.7
Silver		0.85	U	0.085	0.85
Thallium		1.7	U	0.47	1.7
Vanadium		64		0.10	0.85
Zinc		27	B	0.85	4.2

7471B Mercury in Solid or Semisolid Waste (Manual Cold Vapor Technique)

Analysis Method:	7471B	Analysis Batch:	240-100138	Instrument ID:	H4
Prep Method:	7471B	Prep Batch:	240-99740	Lab File ID:	090413A-HG4.PRN
Dilution:	1.0			Initial Weight/Volume:	0.68 g
Analysis Date:	09/04/2013 1252			Final Weight/Volume:	100 mL
Prep Date:	08/30/2013 1455				

Analyte	DryWt Corrected: Y	Result (mg/Kg)	Qualifier	MDL	RL
Mercury		0.10	U	0.015	0.10

Client: Tetra Tech, Inc

Job Number: 240-28500-1

Client Sample ID: **DR-SB-217-06-08**

Lab Sample ID: 240-28500-10
Client Matrix: Solid
% Moisture: 10.0

Date Sampled: 08/28/2013 1415
Date Received: 08/29/2013 0930

6010C Metals (ICP)

Analysis Method:	6010C	Analysis Batch:	240-100170	Instrument ID:	I9
Prep Method:	3050B	Prep Batch:	240-99736	Lab File ID:	I9090413A.asc
Dilution:	1.0			Initial Weight/Volume:	1.20 g
Analysis Date:	09/04/2013 2018			Final Weight/Volume:	100 mL
Prep Date:	08/30/2013 1152				

Analyte	DryWt Corrected: Y	Result (mg/Kg)	Qualifier	MDL	RL
Antimony		1.9	U	0.36	1.9
Arsenic		5.2		0.28	1.4
Barium		29	B	0.066	19
Beryllium		0.35	J	0.040	0.46
Cadmium		0.10	J	0.033	0.46
Chromium		20		0.19	0.93
Cobalt		11		0.15	0.93
Copper		20		0.69	2.3
Lead		9.1		0.18	0.93
Molybdenum		0.26	J	0.25	3.7
Nickel		9.4		0.25	3.7
Selenium		1.9	U	0.42	1.9
Silver		0.93	U	0.093	0.93
Thallium		1.9	U	0.51	1.9
Vanadium		30		0.11	0.93
Zinc		29	B	0.93	4.6

7471B Mercury in Solid or Semisolid Waste (Manual Cold Vapor Technique)

Analysis Method:	7471B	Analysis Batch:	240-100138	Instrument ID:	H4
Prep Method:	7471B	Prep Batch:	240-99740	Lab File ID:	090413A-HG4.PRN
Dilution:	1.0			Initial Weight/Volume:	0.52 g
Analysis Date:	09/04/2013 1255			Final Weight/Volume:	100 mL
Prep Date:	08/30/2013 1455				

Analyte	DryWt Corrected: Y	Result (mg/Kg)	Qualifier	MDL	RL
Mercury		0.13	U	0.019	0.13

Client: Tetra Tech, Inc

Job Number: 240-28500-1

Client Sample ID: **DR-SB-218-02-04**

Lab Sample ID: 240-28500-11
Client Matrix: Solid
% Moisture: 17.2

Date Sampled: 08/28/2013 1500
Date Received: 08/29/2013 0930

6010C Metals (ICP)

Analysis Method:	6010C	Analysis Batch:	240-100170	Instrument ID:	I9
Prep Method:	3050B	Prep Batch:	240-99736	Lab File ID:	I9090413A.asc
Dilution:	1.0			Initial Weight/Volume:	1.22 g
Analysis Date:	09/04/2013 2022			Final Weight/Volume:	100 mL
Prep Date:	08/30/2013 1152				

Analyte	DryWt Corrected: Y	Result (mg/Kg)	Qualifier	MDL	RL
Antimony		2.0	U	0.39	2.0
Arsenic		6.9		0.30	1.5
Barium		13	J B	0.070	20
Beryllium		0.77		0.043	0.49
Cadmium		0.49	U	0.036	0.49
Chromium		31		0.20	0.99
Cobalt		4.9		0.16	0.99
Copper		14		0.73	2.5
Lead		4.2		0.19	0.99
Molybdenum		4.0	U	0.27	4.0
Nickel		11		0.27	4.0
Selenium		2.0	U	0.45	2.0
Silver		0.99	U	0.099	0.99
Thallium		2.0	U	0.54	2.0
Vanadium		65		0.12	0.99
Zinc		23	B	0.99	4.9

7471B Mercury in Solid or Semisolid Waste (Manual Cold Vapor Technique)

Analysis Method:	7471B	Analysis Batch:	240-100138	Instrument ID:	H4
Prep Method:	7471B	Prep Batch:	240-99740	Lab File ID:	090413A-HG4.PRN
Dilution:	1.0			Initial Weight/Volume:	0.58 g
Analysis Date:	09/04/2013 1257			Final Weight/Volume:	100 mL
Prep Date:	08/30/2013 1455				

Analyte	DryWt Corrected: Y	Result (mg/Kg)	Qualifier	MDL	RL
Mercury		0.020	J	0.019	0.12

Client: Tetra Tech, Inc

Job Number: 240-28500-1

Client Sample ID: **DR-SB-218-06-08**

Lab Sample ID: 240-28500-12
Client Matrix: Solid
% Moisture: 12.1

Date Sampled: 08/28/2013 1505
Date Received: 08/29/2013 0930

6010C Metals (ICP)

Analysis Method:	6010C	Analysis Batch:	240-100170	Instrument ID:	I9
Prep Method:	3050B	Prep Batch:	240-99736	Lab File ID:	I9090413A.asc
Dilution:	1.0			Initial Weight/Volume:	1.18 g
Analysis Date:	09/04/2013 2026			Final Weight/Volume:	100 mL
Prep Date:	08/30/2013 1152				

Analyte	DryWt Corrected: Y	Result (mg/Kg)	Qualifier	MDL	RL
Cobalt		2.7		0.15	0.96
Nickel		5.1		0.26	3.9
Thallium		1.9	U	0.53	1.9

Analysis Method:	6010C	Analysis Batch:	240-101673	Instrument ID:	I6
Prep Method:	3050B	Prep Batch:	240-99736	Lab File ID:	I60916A
Dilution:	5.0			Initial Weight/Volume:	1.18 g
Analysis Date:	09/16/2013 0928			Final Weight/Volume:	100 mL
Prep Date:	08/30/2013 1152				

Analyte	DryWt Corrected: Y	Result (mg/Kg)	Qualifier	MDL	RL
Antimony		9.6	U	1.9	9.6
Arsenic		5.8	J	1.4	7.2
Barium		32	J B	0.34	96
Beryllium		0.53	J	0.21	2.4
Cadmium		2.4	U	0.17	2.4
Chromium		23		0.96	4.8
Copper		44		3.6	12
Lead		10		0.92	4.8
Molybdenum		1.6	J	1.3	19
Selenium		9.6	U	2.2	9.6
Silver		4.8	U	0.48	4.8
Vanadium		56		0.58	4.8
Zinc		7.8	J B	4.8	24

7471B Mercury in Solid or Semisolid Waste (Manual Cold Vapor Technique)

Analysis Method:	7471B	Analysis Batch:	240-100138	Instrument ID:	H4
Prep Method:	7471B	Prep Batch:	240-99740	Lab File ID:	090413A-HG4.PRN
Dilution:	1.0			Initial Weight/Volume:	0.57 g
Analysis Date:	09/04/2013 1259			Final Weight/Volume:	100 mL
Prep Date:	08/30/2013 1455				

Analyte	DryWt Corrected: Y	Result (mg/Kg)	Qualifier	MDL	RL
Mercury		0.12	U	0.018	0.12

Client: Tetra Tech, Inc

Job Number: 240-28500-1

Client Sample ID: **DR-SB-DUP02**

Lab Sample ID: 240-28500-14FD

Client Matrix: Solid

% Moisture: 4.3

Date Sampled: 08/28/2013 0000

Date Received: 08/29/2013 0930

6010C Metals (ICP)

Analysis Method:	6010C	Analysis Batch:	240-100170	Instrument ID:	I9
Prep Method:	3050B	Prep Batch:	240-99736	Lab File ID:	I9090413A.asc
Dilution:	1.0			Initial Weight/Volume:	1.21 g
Analysis Date:	09/04/2013 2030			Final Weight/Volume:	100 mL
Prep Date:	08/30/2013 1152				

Analyte	DryWt Corrected: Y	Result (mg/Kg)	Qualifier	MDL	RL
Antimony		1.7	U	0.34	1.7
Arsenic		1.3		0.26	1.3
Barium		23	B	0.061	17
Beryllium		0.18	J	0.037	0.43
Cadmium		0.43	U	0.031	0.43
Chromium		12		0.17	0.86
Cobalt		1.5		0.14	0.86
Copper		5.8		0.64	2.2
Lead		4.7		0.16	0.86
Molybdenum		3.5	U	0.23	3.5
Nickel		2.8	J	0.23	3.5
Selenium		1.7	U	0.39	1.7
Silver		0.86	U	0.086	0.86
Thallium		1.7	U	0.48	1.7
Vanadium		13		0.10	0.86
Zinc		23	B	0.86	4.3

7471B Mercury in Solid or Semisolid Waste (Manual Cold Vapor Technique)

Analysis Method:	7471B	Analysis Batch:	240-100138	Instrument ID:	H4
Prep Method:	7471B	Prep Batch:	240-99740	Lab File ID:	090413A-HG4.PRN
Dilution:	1.0			Initial Weight/Volume:	0.60 g
Analysis Date:	09/04/2013 1304			Final Weight/Volume:	100 mL
Prep Date:	08/30/2013 1455				

Analyte	DryWt Corrected: Y	Result (mg/Kg)	Qualifier	MDL	RL
Mercury		0.029	J	0.016	0.10

General Chemistry

Client Sample ID: **DR-SB-213-04-06**

Lab Sample ID: 240-28500-1

Client Matrix: Solid

% Moisture: 14.7

Date Sampled: 08/28/2013 0950

Date Received: 08/29/2013 0930

Analyte	Result	Qual	Units	MDL	RL	Dil	Method
Cr (VI)	0.79	J B	mg/Kg	0.32	0.94	1.0	7196A
Analysis Batch: 240-100238	Analysis Date: 09/04/2013 1656						DryWt Corrected: Y
Prep Batch: 240-99886	Prep Date: 09/03/2013 0836						
Percent Solids	85		%	0.10	0.10	1.0	Moisture
Analysis Batch: 240-99713	Analysis Date: 08/30/2013 1040						DryWt Corrected: N

General Chemistry

Client Sample ID: **DR-SB-213-10-12**

Lab Sample ID: 240-28500-2
Client Matrix: Solid
% Moisture: 19.8
Date Sampled: 08/28/2013 0955
Date Received: 08/29/2013 0930

Analyte	Result	Qual	Units	MDL	RL	Dil	Method
Cr (VI)	1.0	U	mg/Kg	0.34	1.0	1.0	7196A
Analysis Batch: 240-100238	Analysis Date: 09/04/2013 1646						DryWt Corrected: Y
Prep Batch: 240-99886	Prep Date: 09/03/2013 0836						
Percent Solids	80		%	0.10	0.10	1.0	Moisture
Analysis Batch: 240-99713	Analysis Date: 08/30/2013 1040						DryWt Corrected: N

General Chemistry

Client Sample ID: **DR-SB-214-0-02**

Lab Sample ID: 240-28500-3

Client Matrix: Solid

% Moisture: 2.9

Date Sampled: 08/28/2013 0850

Date Received: 08/29/2013 0930

Analyte	Result	Qual	Units	MDL	RL	Dil	Method
Cr (VI)	0.82	U	mg/Kg	0.28	0.82	1.0	7196A
Analysis Batch: 240-101946	Analysis Date: 09/18/2013 1207						DryWt Corrected: Y
Prep Batch: 240-101138	Prep Date: 09/12/2013 0848						
Percent Solids	97		%	0.10	0.10	1.0	Moisture
Analysis Batch: 240-99713	Analysis Date: 08/30/2013 1040						DryWt Corrected: N

General Chemistry

Client Sample ID: **DR-SB-214-10-12**

Lab Sample ID: 240-28500-4

Client Matrix: Solid

% Moisture: 24.6

Date Sampled: 08/28/2013 0855

Date Received: 08/29/2013 0930

Analyte	Result	Qual	Units	MDL	RL	Dil	Method
Cr (VI)	1.1	U	mg/Kg	0.36	1.1	1.0	7196A
Analysis Batch: 240-101946	Analysis Date: 09/18/2013 1250						DryWt Corrected: Y
Prep Batch: 240-101138	Prep Date: 09/12/2013 0848						
Percent Solids	75		%	0.10	0.10	1.0	Moisture
Analysis Batch: 240-99713	Analysis Date: 08/30/2013 1056						DryWt Corrected: N

General Chemistry

Client Sample ID: **DR-SB-215-0-02**

Lab Sample ID: 240-28500-5
Client Matrix: Solid
% Moisture: 7.8
Date Sampled: 08/28/2013 1040
Date Received: 08/29/2013 0930

Analyte	Result	Qual	Units	MDL	RL	Dil	Method
Cr (VI)	0.87	U	mg/Kg	0.29	0.87	1.0	7196A
Analysis Batch: 240-101946	Analysis Date: 09/18/2013 1211						DryWt Corrected: Y
Prep Batch: 240-101138	Prep Date: 09/12/2013 0848						
Percent Solids	92		%	0.10	0.10	1.0	Moisture
Analysis Batch: 240-99713	Analysis Date: 08/30/2013 1056						DryWt Corrected: N

General Chemistry

Client Sample ID: **DR-SB-215-06-08**

Lab Sample ID: 240-28500-6
Client Matrix: Solid

% Moisture: 23.2

Date Sampled: 08/28/2013 1045
Date Received: 08/29/2013 0930

Analyte	Result	Qual	Units	MDL	RL	Dil	Method
Cr (VI)	1.0	U	mg/Kg	0.35	1.0	1.0	7196A
Analysis Batch: 240-101946	Analysis Date: 09/18/2013 1250						DryWt Corrected: Y
Prep Batch: 240-101138	Prep Date: 09/12/2013 0848						
Percent Solids	77		%	0.10	0.10	1.0	Moisture
Analysis Batch: 240-99713	Analysis Date: 08/30/2013 1056						DryWt Corrected: N

General Chemistry

Client Sample ID: **DR-SB-216-02-04**

Lab Sample ID: 240-28500-7

Client Matrix: Solid

% Moisture: 19.5

Date Sampled: 08/28/2013 1150

Date Received: 08/29/2013 0930

Analyte	Result	Qual	Units	MDL	RL	Dil	Method
Cr (VI)	0.99	U	mg/Kg	0.34	0.99	1.0	7196A
Analysis Batch: 240-101946	Analysis Date: 09/18/2013 1250						DryWt Corrected: Y
Prep Batch: 240-101138	Prep Date: 09/12/2013 0848						
Percent Solids	81		%	0.10	0.10	1.0	Moisture
Analysis Batch: 240-99713	Analysis Date: 08/30/2013 1056						DryWt Corrected: N

General Chemistry

Client Sample ID: **DR-SB-216-06-08**

Lab Sample ID: 240-28500-8

Client Matrix: Solid

% Moisture: 5.5

Date Sampled: 08/28/2013 1155

Date Received: 08/29/2013 0930

Analyte	Result	Qual	Units	MDL	RL	Dil	Method
Cr (VI)	0.48	J	mg/Kg	0.29	0.85	1.0	7196A
Analysis Batch: 240-101946	Analysis Date: 09/18/2013 1250						DryWt Corrected: Y
Prep Batch: 240-101138	Prep Date: 09/12/2013 0848						
Percent Solids	95		%	0.10	0.10	1.0	Moisture
Analysis Batch: 240-99713	Analysis Date: 08/30/2013 1056						DryWt Corrected: N

General Chemistry

Client Sample ID: **DR-SB-217-02-04**

Lab Sample ID: 240-28500-9

Client Matrix: Solid

% Moisture: 12.2

Date Sampled: 08/28/2013 1410

Date Received: 08/29/2013 0930

Analyte	Result	Qual	Units	MDL	RL	Dil	Method
Cr (VI)	0.91	U	mg/Kg	0.31	0.91	1.0	7196A
Analysis Batch: 240-101946	Analysis Date: 09/18/2013 1227						DryWt Corrected: Y
Prep Batch: 240-101138	Prep Date: 09/12/2013 0848						
Percent Solids	88		%	0.10	0.10	1.0	Moisture
Analysis Batch: 240-99713	Analysis Date: 08/30/2013 1056						DryWt Corrected: N

General Chemistry

Client Sample ID: **DR-SB-217-06-08**

Lab Sample ID: 240-28500-10
Client Matrix: Solid
% Moisture: 10.0
Date Sampled: 08/28/2013 1415
Date Received: 08/29/2013 0930

Analyte	Result	Qual	Units	MDL	RL	Dil	Method
Cr (VI)	0.89	U	mg/Kg	0.30	0.89	1.0	7196A
Analysis Batch: 240-101946	Analysis Date: 09/18/2013 1250						DryWt Corrected: Y
Prep Batch: 240-101138	Prep Date: 09/12/2013 0848						
Percent Solids	90		%	0.10	0.10	1.0	Moisture
Analysis Batch: 240-99713	Analysis Date: 08/30/2013 1056						DryWt Corrected: N

General Chemistry

Client Sample ID: **DR-SB-218-02-04**

Lab Sample ID: 240-28500-11

Client Matrix: Solid

% Moisture: 17.2

Date Sampled: 08/28/2013 1500

Date Received: 08/29/2013 0930

Analyte	Result	Qual	Units	MDL	RL	Dil	Method
Cr (VI)	0.97	U	mg/Kg	0.33	0.97	1.0	7196A
Analysis Batch: 240-101946	Analysis Date: 09/18/2013 1250						DryWt Corrected: Y
Prep Batch: 240-101138	Prep Date: 09/12/2013 0848						
Percent Solids	83		%	0.10	0.10	1.0	Moisture
Analysis Batch: 240-99713	Analysis Date: 08/30/2013 1056						DryWt Corrected: N

General Chemistry

Client Sample ID: **DR-SB-218-06-08**

Lab Sample ID: 240-28500-12

Client Matrix: Solid

% Moisture: 12.1

Date Sampled: 08/28/2013 1505

Date Received: 08/29/2013 0930

Analyte	Result	Qual	Units	MDL	RL	Dil	Method
Cr (VI)	0.91	U	mg/Kg	0.31	0.91	1.0	7196A
Analysis Batch: 240-101946	Analysis Date: 09/18/2013 1250						DryWt Corrected: Y
Prep Batch: 240-101138	Prep Date: 09/12/2013 0848						
Percent Solids	88		%	0.10	0.10	1.0	Moisture
Analysis Batch: 240-99713	Analysis Date: 08/30/2013 1056						DryWt Corrected: N

General Chemistry

Client Sample ID: **DR-SB-DUP02**

Lab Sample ID: 240-28500-14FD

Client Matrix: Solid

% Moisture: 4.3

Date Sampled: 08/28/2013 0000

Date Received: 08/29/2013 0930

Analyte	Result	Qual	Units	MDL	RL	Dil	Method
Cr (VI)	0.49	J	mg/Kg	0.28	0.84	1.0	7196A
Analysis Batch: 240-101946	Analysis Date: 09/18/2013 1237						DryWt Corrected: Y
Prep Batch: 240-101138	Prep Date: 09/12/2013 0848						
Percent Solids	96		%	0.10	0.10	1.0	Moisture
Analysis Batch: 240-99713	Analysis Date: 08/30/2013 1056						DryWt Corrected: N

APPENDIX C

SUPPORT DOCUMENTATION

North Canton
4101 Shuffel Street, N. W.

North Canton, OH 44720
phone 330.497.9396 fax 330.497.0772

240-28500 Chain of Custody

3.0, 4.4

Chain of Custody Record

TestAmerica
THE LEADER IN ENVIRONMENTAL TESTING

TestAmerica Laboratories, Inc.

Client Contact	Project Manager: Tony Apanavage	Site Contact: Tony Apanavage	Date: 8/28/13	COC No:
Tetra Tech	Tel/Fax: 301-233-8230 (cell)	Lab Contact: Pat Omeara	Carrier: Fedex	1 of 2 COCs
20251 Century Blvd, Suite 200	Analysis Turnaround Time			Job No.
Germantown, MD 20874	Calendar (C) or Work Days (W) _____			~~112IC04882~~ 112IC05480-03
(301) 528-3021 Phone	TAT if different from Below: Standard			SDG No.
(301) 528-3000 FAX	☐ 2 weeks			
Project Name: Taxiway Tango	☐ 1 week			
Site: MSA	☐ 2 days			Sampler: S. Cameron
P O #	☐ 1 day			

Sample Identification	Sample Date	Sample Time	Sample Type	Matrix	# of Cont.	Filtered Sample	VOCs	SVOCs, PCBs, TPH-GRO	TPH-DRO	Priority Polutant Metals	Sample Specific Notes:
DR-SB-213-04-06	8/28/2013	0950	Soil		6		x	x	x	x	
DR-SB-213- 10-12	8/28/2013	0955	Soil		6		x	x	x	x	
DR-SB-214- 0-02	8/28/2013	0850	Soil		6		x	x	x	x	
DR-SB-214- 10-12	8/28/2013	0855	Soil		6		x	x	x	x	
DR-SB-215- 0-02	8/28/2013	1040	Soil		6		x	x	x	x	
DR-SB-215- 06-08	8/28/2013	1045	Soil		6		x	x	x	x	
DR-SB-216- 02-04	8/28/2013	1150	Soil		6		x	x	x	x	
DR-SB-216- 06-08	8/28/2013	1155	Soil		6		x	x	x	x	
DR-SB-217- 02-04	8/28/2013	1410	Soil		6		x	x	x	x	
DR-SB-217- 06-08	8/28/2013	1415	Soil		6		x	x	x	x	
DR-SB-218- 02-04	8/28/2013	1500	Soil		6		x	x	x	x	
DR-SB-218- 06-08	8/28/2013	1505	Soil		6		x	x	x	x	

Page 2974 of 2977

Preservation Used: 1= Ice, 2= HCl; 3= H2SO4; 4=HNO3; 5=NaOH; 6= Other _____

Possible Hazard Identification
☒ *Non-Hazard* ☐ *Flammable* ☐ *Skin Irritant* *Poison B* ☐ *Unknown* ☐

Sample Disposal (A fee may be assessed if samples are retained longer than 1 month)
☐ *Return To Client* ☒ *Disposal By Lab* ☐ *Archive For* _____ *Months*

Special Instructions/QC Requirements & Comments:

Relinquished by:	Company:	Date/Time:	Received by:	Company:	Date/Time:
[signature]	Tetra Tech	8-28-13/1600	[signature]	TestAmerica	8/28/13/1600
[signature]	TestAmerica	8/28/13/1630			
			[signature]	TM	8/28/13 930

Form No. CA-C-WI-002, Rev. 2, dated 03/06/2012

North Canton
4101 Shuffel Street, N. W.

North Canton, OH 44720
phone 330.497.9396 fax 330.497.0772

Chain of Custody Record

TestAmerica
THE LEADER IN ENVIRONMENTAL TESTING

TestAmerica Laboratories, Inc.

Client Contact	Project Manager: Tony Apanavage	Site Contact: Tony Apanavage	Date: 8/28/13	COC No:
Tetra Tech	Tel/Fax: 301-233-8230 (cell)	Lab Contact: Pat Omeara	Carrier: Fedex	2 of 2 COCs
20251 Century Blvd, Suite 200	**Analysis Turnaround Time**			Job No.
Germantown, MD 20874	Calendar (C) or Work Days (W) _____			~~112IC04882~~ 112IC05480-03
(301) 528-3021 Phone	TAT if different from Below: Standard			
(301) 528-3000 FAX	☐ 2 weeks			SDG No.
Project Name: Taxiway Tango	☐ 1 week			
Site: MSA	☐ 2 days			
P O #	☐ 1 day			Sampler: S. Cameron

Sample Identification	Sample Date	Sample Time	Sample Type	Matrix	# of Cont.	Filtered Sample	VOCs	SVOCs, PCBs, TPH-GRO	TPH-DRO	Priority Polutant Metals	Sample Specific Notes:
~~DR-SB-219-~~	~~8/28/2013~~		~~Soil~~		~~6~~		x	x	x	x	
~~DR-SB-219-~~	~~8/28/2013~~		~~Soil~~		~~6~~		x	x	x	x	
TB-082813	8/28/2013	–	AQ	Water	2		x				

Page 2975 of 2977

Preservation Used: 1= Ice, 2= HCl; 3= H2SO4; 4=HNO3; 5=NaOH; 6= Other _____

Possible Hazard Identification
☒ *Non-Hazard* ☐ *Flammable* ☐ *Skin Irritant* *Poison B* ☐ *Unknown* ☐

Sample Disposal (A fee may be assessed if samples are retained longer than 1 month)
☐ *Return To Client* ☒ *Disposal By Lab* ☐ *Archive For _____ Months*

Special Instructions/QC Requirements & Comments:

Relinquished by:	Company:	Date/Time:	Received by:	Company:	Date/Time:
[signature]	Tetra Tech	8-28-13/1600	[signature]	TestAmerica	8/28/13/1600
[signature]	Test America	8/28/13/1700	[signature]	TAL	8/28/13 830

Form No. CA-C-WI-002, Rev. 2, dated 03/06/2012

CASE NARRATIVE

Client: Tetra Tech, Inc

Project: Taxiway Tango

Report Number: 240-28500-1

With the exceptions noted as flags or footnotes, standard analytical protocols were followed in the analysis of the samples and no problems were encountered or anomalies observed. In addition all laboratory quality control samples were within established control limits, with any exceptions noted below. Each sample was analyzed to achieve the lowest possible reporting limit within the constraints of the method. In some cases, due to interference or analytes present at high concentrations, samples were diluted. For diluted samples, the reporting limits are adjusted relative to the dilution required.

TestAmerica Canton attests to the validity of the laboratory data generated by TestAmerica facilities reported herein. All analyses performed by TestAmerica facilities were done using established laboratory SOPs that incorporate QA/QC procedures described in the application methods. TestAmerica's operations groups have reviewed the data for compliance with the laboratory QA/QC plan, and data have been found to be compliant with laboratory protocols unless otherwise noted below.

The test results in this report meet all NELAP requirements for parameters for which accreditation is required or available. Any exceptions to NELAP requirements are noted in this report. Pursuant to NELAP, this report may not be reproduced, except in full, without the written approval of the laboratory.

Calculations are performed before rounding to avoid round-off errors in calculated results.

All holding times were met and proper preservation noted for the methods performed on these samples, unless otherwise detailed in the individual sections below.

All solid sample results are reported on an "as received" basis unless otherwise indicated by the presence of a % solids value in the method header.

This laboratory report is confidential and is intended for the sole use of TestAmerica and its client.

RECEIPT

The samples were received on 08/29/2013; the samples arrived in good condition, properly preserved and on ice. The temperatures of the coolers at receipt were 3.0 and 4.4 C.

The following sample was submitted for analysis; however, it was not listed on the Chain-of-Custody (COC): DR-SB-DUP02 (240-28500-14) The lab will log the sample for all of the analyses listed on the COC for all the other soil samples.

The following samples were logged for hexavalent chromium analysis per the client's SOW: DR-SB-213-04-06 (240-28500-1), DR-SB-213-10-12 (240-28500-2), DR-SB-214-0-02 (240-28500-3), DR-SB-214-10-12 (240-28500-4), DR-SB-215-0-02 (240-28500-5), DR-SB-215-06-08 (240-28500-6), DR-SB-216-02-04 (240-28500-7), DR-SB-216-06-08 (240-28500-8), DR-SB-217-02-04 (240-28500-9), DR-SB-217-06-08 (240-28500-10), DR-SB-218-02-04 (240-28500-11), DR-SB-218-06-08 (240-28500-12), DR-SB-DUP02 (240-28500-14). This analysis was not originally requested on the chain-of-custody (COC).

VOLATILE ORGANIC COMPOUNDS (GCMS)

Samples DR-SB-213-04-06 (240-28500-1), DR-SB-213-10-12 (240-28500-2), DR-SB-214-0-02 (240-28500-3), DR-SB-214-10-12 (240-28500-4), DR-SB-215-0-02 (240-28500-5), DR-SB-215-06-08 (240-28500-6), DR-SB-216-02-04 (240-28500-7), DR-SB-216-06-08 (240-28500-8), DR-SB-217-02-04 (240-28500-9), DR-SB-217-06-08 (240-28500-10), DR-SB-218-02-04 (240-28500-11), DR-SB-218-06-08 (240-28500-12) and DR-SB-DUP02 (240-28500-14) were analyzed for volatile organic compounds (GCMS) in accordance with EPA SW-846 Method 8260B. The samples were prepared on 08/29/2013 and analyzed on 09/06/2013 and 09/08/2013.

Acetone, Methylene Chloride and Toluene were detected in method blank MB 240-99825/1-A at levels that were above the method detection limit but below the reporting limit. The values should be considered estimates, and have been flagged. If the associated sample reported a result above the MDL and/or RL, the result has been flagged.

Acetone, Methylene Chloride and Toluene were detected in method blank MB 240-99825/2-A at levels that were above the method detection limit but below the reporting limit. The values should be considered estimates, and have been flagged. If the associated sample reported a result above the MDL and/or RL, the result has been flagged.

Insufficient sample volume was available to meet method-mandated requirements for matrix spike/matrix spike duplicate (MS/MSD) analyses for batch 100346.

Insufficient sample volume was available to meet method-mandated requirements for matrix spike/matrix spike duplicate (MS/MSD)

analyses for batch 100560.

The laboratory control sample (LCS) for batch 100346 recovered outside control limits for the following analytes: 1,1-Dichloropropene and Tetrachloroethene. These analytes were biased high in the LCS and were not detected in the associated samples; therefore, the data have been reported.

The laboratory control sample (LCS) for batch 100560 recovered outside control limits for the following analyte: 1,1-Dichloropropene. This analyte was biased high in the LCS and was not detected in the associated samples; therefore, the data have been reported.

No other difficulties were encountered during the VOCs analysis. All other quality control parameters were within the acceptance limits.

VOLATILE ORGANIC COMPOUNDS (GCMS)

Sample TB-082813 (240-28500-13) was analyzed for volatile organic compounds (GCMS) in accordance with EPA SW-846 Method 8260B. The samples were analyzed on 09/06/2013.

No difficulties were encountered during the VOCs analysis. All quality control parameters were within the acceptance limits.

SEMIVOLATILE ORGANIC COMPOUNDS (GCMS)

Samples DR-SB-213-04-06 (240-28500-1), DR-SB-213-10-12 (240-28500-2), DR-SB-214-0-02 (240-28500-3), DR-SB-214-10-12 (240-28500-4), DR-SB-215-0-02 (240-28500-5), DR-SB-215-06-08 (240-28500-6), DR-SB-216-02-04 (240-28500-7), DR-SB-216-06-08 (240-28500-8), DR-SB-217-02-04 (240-28500-9), DR-SB-217-06-08 (240-28500-10), DR-SB-218-02-04 (240-28500-11), DR-SB-218-06-08 (240-28500-12) and DR-SB-DUP02 (240-28500-14) were analyzed for semivolatile organic compounds (GCMS) in accordance with EPA SW-846 Method 8270D. The samples were prepared on 09/09/2013 and analyzed on 09/11/2013 and 09/12/2013.

Bis(2-ethylhexyl) phthalate, Diethyl phthalate and Di-n-butyl phthalate were detected in method blank MB 240-100631/23-B at levels that were above the method detection limit but below the reporting limit. The values should be considered estimates, and have been flagged. If the associated sample reported a result above the MDL and/or RL, the result has been flagged.

The laboratory control sample (LCS) for batch 100647 recovered outside control limits for the following analyte: Benzaldehyde. However, since Benzaldehyde is a non-controlling compound no corrective action was required.

The laboratory control sample (LCS) for batch 100647 associated with sample(s) DR-SB-216-02-04 (240-28500-7), DR-SB-217-02-04 (240-28500-9), DR-SB-217-06-08 (240-28500-10), DR-SB-218-02-04 (240-28500-11), DR-SB-218-06-08 (240-28500-12), DR-SB-DUP02 (240-28500-14) recovered outside control limits for the following analyte: Benzaldehyde. However, since Benzaldehyde is a non-controlling compound no corrective action was required.

The laboratory control sample (LCS) for batch 100631 associated with sample(s) DR-SB-213-04-06 (240-28500-1), DR-SB-213-10-12 (240-28500-2), DR-SB-214-0-02 (240-28500-3), DR-SB-214-10-12 (240-28500-4) recovered outside control limits for the following analyte: Benzaldehyde. However, since Benzaldehyde is a non-controlling compound no corrective action was required.

No other difficulties were encountered during the SVOCs analysis. All other quality control parameters were within the acceptance limits.

GASOLINE RANGE ORGANICS (GRO)

Samples DR-SB-213-04-06 (240-28500-1), DR-SB-213-10-12 (240-28500-2), DR-SB-214-0-02 (240-28500-3), DR-SB-214-10-12 (240-28500-4), DR-SB-215-0-02 (240-28500-5), DR-SB-215-06-08 (240-28500-6), DR-SB-216-02-04 (240-28500-7), DR-SB-216-06-08 (240-28500-8), DR-SB-217-02-04 (240-28500-9), DR-SB-217-06-08 (240-28500-10), DR-SB-218-02-04 (240-28500-11), DR-SB-218-06-08 (240-28500-12) and DR-SB-DUP02 (240-28500-14) were analyzed for gasoline range organics (GRO) in accordance with EPA-SW-846 Method 8015C - GRO. The samples were analyzed on 09/03/2013 and 09/04/2013.

No difficulties were encountered during the GRO analysis. All quality control parameters were within the acceptance limits.

DIESEL RANGE ORGANICS (DRO)

Samples DR-SB-213-04-06 (240-28500-1), DR-SB-213-10-12 (240-28500-2), DR-SB-214-0-02 (240-28500-3), DR-SB-214-10-12 (240-28500-4), DR-SB-215-0-02 (240-28500-5), DR-SB-215-06-08 (240-28500-6), DR-SB-216-02-04 (240-28500-7), DR-SB-216-06-08 (240-28500-8), DR-SB-217-02-04 (240-28500-9), DR-SB-217-06-08 (240-28500-10), DR-SB-218-02-04 (240-28500-11), DR-SB-218-06-08 (240-28500-12) and DR-SB-DUP02 (240-28500-14) were analyzed for diesel range organics (DRO) in accordance with EPA SW-846 Method 8015C - DRO. The samples were prepared on 09/04/2013 and 09/05/2013 and analyzed on 09/05/2013 and 09/06/2013.

Surrogates are added during the extraction process prior to dilution. When the sample dilution is 5X or greater, surrogate recoveries are diluted out and no corrective action is required.

No difficulties were encountered during the DRO analysis. All quality control parameters were within the acceptance limits.

POLYCHLORINATED BIPHENYLS (PCBS)

Samples DR-SB-213-04-06 (240-28500-1), DR-SB-213-10-12 (240-28500-2), DR-SB-214-0-02 (240-28500-3), DR-SB-214-10-12 (240-28500-4), DR-SB-215-0-02 (240-28500-5), DR-SB-215-06-08 (240-28500-6), DR-SB-216-02-04 (240-28500-7), DR-SB-216-06-08 (240-28500-8), DR-SB-217-02-04 (240-28500-9), DR-SB-217-06-08 (240-28500-10), DR-SB-218-02-04 (240-28500-11), DR-SB-218-06-08 (240-28500-12) and DR-SB-DUP02 (240-28500-14) were analyzed for polychlorinated biphenyls (PCBs) in accordance

with EPA SW-846 Method 8082A. The samples were prepared on 09/09/2013 and analyzed on 09/11/2013.

The following sample(s) required a tetrabutylammonium sulfite (TBA) clean-up to reduce matrix interferences caused by sulfur: DR-SB-213-10-12 (240-28500-2), DR-SB-214-10-12 (240-28500-4), DR-SB-217-06-08 (240-28500-10), DR-SB-218-06-08 (240-28500-12), DR-SB-DUP02 (240-28500-14). Lot # S65830

The following sample(s) required a tetrabutylammonium sulfite (TBA) clean-up to reduce matrix interferences caused by sulfur: (240-28528-3 MS), (240-28528-3 MSD), DR-SB-213-04-06 (240-28500-1), DR-SB-214-0-02 (240-28500-3), DR-SB-215-0-02 (240-28500-5), DR-SB-215-06-08 (240-28500-6), DR-SB-216-02-04 (240-28500-7), DR-SB-217-02-04 (240-28500-9), DR-SB-218-02-04 (240-28500-11), DR-SB-220-02-04 (240-28528-3). Lot # S65830

No other difficulties were encountered during the PCBs analysis. All other quality control parameters were within the acceptance limits.

TOTAL METALS (ICP)

Samples DR-SB-213-04-06 (240-28500-1), DR-SB-213-10-12 (240-28500-2), DR-SB-214-0-02 (240-28500-3), DR-SB-214-10-12 (240-28500-4), DR-SB-215-0-02 (240-28500-5), DR-SB-215-06-08 (240-28500-6), DR-SB-216-02-04 (240-28500-7), DR-SB-216-06-08 (240-28500-8), DR-SB-217-02-04 (240-28500-9), DR-SB-217-06-08 (240-28500-10), DR-SB-218-02-04 (240-28500-11), DR-SB-218-06-08 (240-28500-12) and DR-SB-DUP02 (240-28500-14) were analyzed for total metals (ICP) in accordance with EPA SW-846 Method 6010C. The samples were prepared on 08/30/2013 and analyzed on 09/04/2013 and 09/16/2013.

Barium and Zinc were detected in method blank MB 240-99736/1-A at levels that were above the method detection limit but below the reporting limit. The values should be considered estimates, and have been flagged. If the associated sample reported a result above the MDL and/or RL, the result has been flagged.

Sample DR-SB-218-06-08 (240-28500-12)[5X] required dilution prior to analysis. The reporting limits have been adjusted accordingly.

No other difficulties were encountered during the metals analysis. All other quality control parameters were within the acceptance limits.

MERCURY

Samples DR-SB-213-04-06 (240-28500-1), DR-SB-213-10-12 (240-28500-2), DR-SB-214-0-02 (240-28500-3), DR-SB-214-10-12 (240-28500-4), DR-SB-215-0-02 (240-28500-5), DR-SB-215-06-08 (240-28500-6), DR-SB-216-02-04 (240-28500-7), DR-SB-216-06-08 (240-28500-8), DR-SB-217-02-04 (240-28500-9), DR-SB-217-06-08 (240-28500-10), DR-SB-218-02-04 (240-28500-11), DR-SB-218-06-08 (240-28500-12) and DR-SB-DUP02 (240-28500-14) were analyzed for mercury in accordance with EPA SW-846 Method 7471B. The samples were prepared on 08/30/2013 and analyzed on 09/04/2013.

No difficulties were encountered during the mercury analysis. All quality control parameters were within the acceptance limits.

HEXAVALENT CHROMIUM

Samples DR-SB-213-04-06 (240-28500-1), DR-SB-213-10-12 (240-28500-2), DR-SB-214-0-02 (240-28500-3), DR-SB-214-10-12 (240-28500-4), DR-SB-215-0-02 (240-28500-5), DR-SB-215-06-08 (240-28500-6), DR-SB-216-02-04 (240-28500-7), DR-SB-216-06-08 (240-28500-8), DR-SB-217-02-04 (240-28500-9), DR-SB-217-06-08 (240-28500-10), DR-SB-218-02-04 (240-28500-11), DR-SB-218-06-08 (240-28500-12) and DR-SB-DUP02 (240-28500-14) were analyzed for hexavalent chromium in accordance with EPA SW-846 Method 3060A/7196A. The samples were prepared on 09/03/2013 and 09/12/2013 and analyzed on 09/04/2013 and 09/18/2013.

Cr (VI) was detected in method blank MB 240-99886/9-A at a level that was above the method detection limit but below the reporting limit. The value should be considered an estimate, and has been flagged. If the associated sample reported a result above the MDL and/or RL, the result has been flagged.

No other difficulties were encountered during the hexavalent chromium analysis. All other quality control parameters were within the acceptance limits.

PERCENT SOLIDS

Samples DR-SB-213-04-06 (240-28500-1), DR-SB-213-10-12 (240-28500-2), DR-SB-214-0-02 (240-28500-3), DR-SB-214-10-12 (240-28500-4), DR-SB-215-0-02 (240-28500-5), DR-SB-215-06-08 (240-28500-6), DR-SB-216-02-04 (240-28500-7), DR-SB-216-06-08 (240-28500-8), DR-SB-217-02-04 (240-28500-9), DR-SB-217-06-08 (240-28500-10), DR-SB-218-02-04 (240-28500-11), DR-SB-218-06-08 (240-28500-12) and DR-SB-DUP02 (240-28500-14) were analyzed for percent solids in accordance with EPA Method 160.3 MOD. The samples were analyzed on 08/30/2013.

No difficulties were encountered during the % solids analysis. All quality control parameters were within the acceptance limits.

			Field Duplicate						
	DR-SB-216-02-04		DR-SB-DUP02		units	RPD	%D	CRDL	MDL
ANTIMONY	0.45	U	0.34	U	MG/KG	27.85	0.11	2.3	0.45
ARSENIC	5.4		1.3		MG/KG	122.39	4.1	1.7	0.35
BARIUM	9.4	J	23		MG/KG	-83.95	-13.6	23	0.082
BERYLLIUM	0.92		0.18	J	MG/KG	134.55	0.74	0.58	0.05
CADMIUM	0.042	U	0.031	U	MG/KG	30.14	0.011	0.58	0.042
CHROMIUM	36		12		MG/KG	100.00	24	1.2	0.23
COBALT	5.5		1.5		MG/KG	114.29	4	1.2	0.19
COPPER	24		5.8		MG/KG	122.15	18.2	2.9	0.86
LEAD	3.4		4.7		MG/KG	-32.10	-1.3	1.2	0.22
MERCURY	0.018	U	0.029	J	MG/KG	-46.81	-0.011	0.12	0.018
MOLYBDENUM	0.31	U	0.23	U	MG/KG	29.63	0.08	4.6	0.31
NICKEL	13		2.8	J	MG/KG	129.11	10.2	4.6	0.31
SELENIUM	0.52	U	0.39	U	MG/KG	28.57	0.13	2.3	0.52
SILVER	0.12	U	0.086	U	MG/KG	33.01	0.034	1.2	0.12
THALLIUM	0.64	U	0.48	U	MG/KG	28.57	0.16	2.3	0.64
VANADIUM	77		13		MG/KG	142.22	64	1.2	0.14
ZINC	19		23		MG/KG	-19.05	-4	5.8	1.2
HEXAVALENT CHROMIUM	0.34	U	0.49	J	MG/KG	-36.14	-0.15	0.99	0.34

DR-SB-213-04-06

Sample Name: 240-28500-g-1-a Acquired: 9/4/2013 19:34:34 Type: Unk
Method: Standard Method + IEC Checks(v235) Mode: CONC Corr. Factor: 1.000000
User: Roger Method: 6010B/6010C Method: 200.7 :
Comment:

Elem	Ag3280	Al3082	As1890	B_1826	Ba4554	Be3130	Ca3179
IS Ref	(Y_3600)	(Y_3710)	(Y_2243)	(Y_2243)	(Y_3710)	(Y_3710)	(Y_3710)
Units	ppb	ppb	ppb	ppb	ppb	ppb	ppb
Avg	-.08289	35366.	37.621	7.6776	192.44	4.1546	2297.3
Stddev	.34515	47.	1.805	.2704	.39	.0415	2.4
%RSD	416.40	.13372	4.7985	3.5218	.20349	.99885	.10477
Check ?	Chk Pass	Chk Pass	Chk Pass	Chk Pass	Chk Pass	Chk Pass	Chk Pass
High Limit							
Low Limit							

Elem	Cd2288	Co2286	Cr2677	Cu3273	Fe2599	K_7664	Li6707
IS Ref	(Y_2243)	(In2306)	(Y_3600)	(Y_3600)	(Y_3710)	(Y_3710)	(Y_3710)
Units	ppb	ppb	ppb	ppb	ppb	ppb	ppb
Avg	7.032	84.031	290.52	218.04	151820.	5186.1	28.826
Stddev	.175	1.682	.09	.35	339.	42.8	.244
%RSD	2.489	2.0011	.03123	.16183	.22318	.82609	.84507
Check ?	Chk Pass	Chk Pass	Chk Pass	Chk Pass	Chk Pass	Chk Pass	Chk Pass
High Limit							
Low Limit							

Elem	Mg2790	Mn2576	Mo2020	Na5895	Ni2316	Pb2203	Sb2175
IS Ref	(Y_3710)	(Y_3600)	(Y_2243)	(Y_3710)	(In2306)	(Y_2243)	(Y_2243)
Units	ppb	ppb	ppb	ppb	ppb	ppb	ppb
Avg	4116.8	349.06	2.7740	282.76	92.325	2515.7	3.321
Stddev	16.8	1.28	.0981	5.73	2.425	34.7	1.314
%RSD	.40926	.36567	3.5363	2.0261	2.6266	1.3810	39.57
Check ?	Chk Pass	Chk Pass	Chk Pass	Chk Pass	Chk Pass	Chk Pass	Chk Pass
High Limit							
Low Limit							

$$2515.7\,\frac{\mu g}{L} \times \frac{0.1\,L}{1.03\,g} \times \frac{1000\,g}{1\,Kg} \times \frac{1\,mg}{1000\,\mu g} \times \frac{1}{0.853} = 286\,\frac{mg}{Kg}$$

Reported as $290\,\frac{mg}{Kg}$

TestAmerica Canton Sample Receipt Form/Narrative
Canton Facility

Login # : 28500

Client Tetra Tech Site Name

Cooler unpacked by:

Cooler Received on 8/28/13 Opened on 8/28/13

FedEx: 1st Grd Exp UPS FAS Stetson Client Drop Off TestAmerica Courier Other

TestAmerica Cooler # Foam Box Client Cooler Box Other

Packing material used: Bubble Wrap Foam Plastic Bag None Other

COOLANT: Wet Ice Blue Ice Dry Ice Water None

1. Cooler temperature upon receipt

IR GUN# A	(CF –1 °C) Observed Cooler Temp._____°C	Corrected Cooler Temp._____°C	
IR GUN# 4	(CF 0 °C) Observed Cooler Temp._____°C	Corrected Cooler Temp._____°C	☒ See Multiple Cooler Form
IR GUN# 5	(CF +1 °C) Observed Cooler Temp._____°C	Corrected Cooler Temp._____°C	
IR GUN# 8	(CF -0 °C) Observed Cooler Temp._____°C	Corrected Cooler Temp._____°C	

2. Were custody seals on the outside of the cooler(s)? If Yes Quantity 2	Yes	No
-Were custody seals on the outside of the cooler(s) signed & dated?	Yes	No NA
-Were custody seals on the bottle(s)?	Yes	No
3. Shippers' packing slip attached to the cooler(s)?	Yes	No
4. Did custody papers accompany the sample(s)?	Yes	No
5. Were the custody papers relinquished & signed in the appropriate place?	Yes	No
6. Did all bottles arrive in good condition (Unbroken)?	Yes	No
7. Could all bottle labels be reconciled with the COC?	Yes	No
8. Were correct bottle(s) used for the test(s) indicated?	Yes	No
9. Sufficient quantity received to perform indicated analyses?	Yes	No
10. Were sample(s) at the correct pH upon receipt?	Yes	No NA pH Strip Lot# HC376062
11. Were VOAs on the COC?	Yes	No
12. Were air bubbles >6 mm in any VOA vials?	Yes	No NA
13. Was a trip blank present in the cooler(s)?	Yes	No

Contacted PM _____ Date _____ by _____ via Verbal Voice Mail Other

Concerning

14. CHAIN OF CUSTODY & SAMPLE DISCREPANCIES

Samples processed by:

Received DR-SB-DUP02 8/28/13 full volume not on COC will log

15. SAMPLE CONDITION

Sample(s) _____ were received after the recommended holding time had expired.

Sample(s) _____ were received in a broken container.

Sample(s) _____ were received with bubble >6 mm in diameter. (Notify PM)

16. SAMPLE PRESERVATION

Sample(s) _____ were further preserved in the laboratory.

Time preserved: _____ Preservative(s) added/Lot number(s): _____

TestAmerica Multiple Cooler Receipt Form/Narrative
Canton Facility

Login # : 28500

Cooler #	IR Gun #	Observed Temp °C	Corrected Temp °C	Coolant
Client	.8	3.0	3.0	ICE
Client	1	4.4	4.4	1

HOLDTIME

SDG 240-28500-1

SORT	UNITS	NSAMPLE	LAB_ID	QC_TYPE	SAMP_DATE	EXTR_DATE	ANAL_DATE	SMP_EXTR	EXTR_ANL	SMP_ANL
HG	MG/KG	DR-SB-216-02-04	240-28500-7	NM	08/28/2013	08/30/2013	09/04/2013	2	5	7
HG	MG/KG	DR-SB-218-06-08	240-28500-12	NM	08/28/2013	08/30/2013	09/04/2013	2	5	7
HG	MG/KG	DR-SB-217-06-08	240-28500-10	NM	08/28/2013	08/30/2013	09/04/2013	2	5	7
HG	MG/KG	DR-SB-216-06-08	240-28500-8	NM	08/28/2013	08/30/2013	09/04/2013	2	5	7
HG	MG/KG	DR-SB-218-02-04	240-28500-11	NM	08/28/2013	08/30/2013	09/04/2013	2	5	7
HG	MG/KG	DR-SB-215-06-08	240-28500-6	NM	08/28/2013	08/30/2013	09/04/2013	2	5	7
HG	MG/KG	DR-SB-215-0-02	240-28500-5	NM	08/28/2013	08/30/2013	09/04/2013	2	5	7
HG	MG/KG	DR-SB-214-10-12	240-28500-4	NM	08/28/2013	08/30/2013	09/04/2013	2	5	7
HG	MG/KG	DR-SB-214-0-02	240-28500-3	NM	08/28/2013	08/30/2013	09/04/2013	2	5	7
HG	MG/KG	DR-SB-213-10-12	240-28500-2	NM	08/28/2013	08/30/2013	09/04/2013	2	5	7
HG	MG/KG	DR-SB-213-04-06	240-28500-1	NM	08/28/2013	08/30/2013	09/04/2013	2	5	7
HG	MG/KG	DR-SB-217-02-04	240-28500-9	NM	08/28/2013	08/30/2013	09/04/2013	2	5	7
M	MG/KG	DR-SB-216-06-08	240-28500-8	NM	08/28/2013	08/30/2013	09/04/2013	2	5	7
M	MG/KG	DR-SB-218-06-08	240-28500-12	NM	08/28/2013	08/30/2013	09/04/2013	2	5	7
M	MG/KG	DR-SB-218-02-04	240-28500-11	NM	08/28/2013	08/30/2013	09/04/2013	2	5	7

SORT	UNITS	NSAMPLE	LAB_ID	QC_TYPE	SAMP_DATE	EXTR_DATE	ANAL_DATE	SMP_EXTR	EXTR_ANL	SMP_ANL
M	MG/KG	DR-SB-217-06-08	240-28500-10	NM	08/28/2013	08/30/2013	09/04/2013	2	5	7
M	MG/KG	DR-SB-217-02-04	240-28500-9	NM	08/28/2013	08/30/2013	09/04/2013	2	5	7
M	MG/KG	DR-SB-216-02-04	240-28500-7	NM	08/28/2013	08/30/2013	09/04/2013	2	5	7
M	MG/KG	DR-SB-215-06-08	240-28500-6	NM	08/28/2013	08/30/2013	09/04/2013	2	5	7
M	MG/KG	DR-SB-215-0-02	240-28500-5	NM	08/28/2013	08/30/2013	09/04/2013	2	5	7
M	MG/KG	DR-SB-214-10-12	240-28500-4	NM	08/28/2013	08/30/2013	09/04/2013	2	5	7
M	MG/KG	DR-SB-218-06-08	240-28500-12	NM	08/28/2013	08/30/2013	09/16/2013	2	17	19
M	MG/KG	DR-SB-213-10-12	240-28500-2	NM	08/28/2013	08/30/2013	09/04/2013	2	5	7
M	MG/KG	DR-SB-214-0-02	240-28500-3	NM	08/28/2013	08/30/2013	09/04/2013	2	5	7
M	MG/KG	DR-SB-213-04-06	240-28500-1	NM	08/28/2013	08/30/2013	09/04/2013	2	5	7
CR6	MG/KG	DR-SB-218-02-04	240-28500-11	NM	08/28/2013	09/12/2013	09/18/2013	15	6	21
CR6	MG/KG	DR-SB-214-0-02	240-28500-3	NM	08/28/2013	09/12/2013	09/18/2013	15	6	21
CR6	MG/KG	DR-SB-213-04-06	240-28500-1	NM	08/28/2013	09/03/2013	09/04/2013	6	1	7
CR6	MG/KG	DR-SB-214-10-12	240-28500-4	NM	08/28/2013	09/12/2013	09/18/2013	15	6	21
CR6	MG/KG	DR-SB-215-0-02	240-28500-5	NM	08/28/2013	09/12/2013	09/18/2013	15	6	21
CR6	MG/KG	DR-SB-215-06-08	240-28500-6	NM	08/28/2013	09/12/2013	09/18/2013	15	6	21
CR6	MG/KG	DR-SB-216-02-04	240-28500-7	NM	08/28/2013	09/12/2013	09/18/2013	15	6	21
CR6	MG/KG	DR-SB-218-06-08	240-28500-12	NM	08/28/2013	09/12/2013	09/18/2013	15	6	21

SORT	UNITS	NSAMPLE	LAB_ID	QC_TYPE	SAMP_DATE	EXTR_DATE	ANAL_DATE	SMP_EXTR	EXTR_ANL	SMP_ANL
CR6	MG/KG	DR-SB-216-06-08	240-28500-8	NM	08/28/2013	09/12/2013	09/18/2013	15	6	21
CR6	MG/KG	DR-SB-217-02-04	240-28500-9	NM	08/28/2013	09/12/2013	09/18/2013	15	6	21
CR6	MG/KG	DR-SB-217-06-08	240-28500-10	NM	08/28/2013	09/12/2013	09/18/2013	15	6	21
CR6	MG/KG	DR-SB-213-10-12	240-28500-2	NM	08/28/2013	09/03/2013	09/04/2013	6	1	7
OS	UG/KG	DR-SB-213-04-06	240-28500-1	NM	08/28/2013	09/09/2013	09/12/2013	12	3	15
OS	UG/KG	DR-SB-213-10-12	240-28500-2	NM	08/28/2013	09/09/2013	09/12/2013	12	3	15
OS	UG/KG	DR-SB-214-0-02	240-28500-3	NM	08/28/2013	09/09/2013	09/12/2013	12	3	15
OS	UG/KG	DR-SB-214-10-12	240-28500-4	NM	08/28/2013	09/09/2013	09/12/2013	12	3	15
OS	UG/KG	DR-SB-215-0-02	240-28500-5	NM	08/28/2013	09/09/2013	09/11/2013	12	2	14
OS	UG/KG	DR-SB-215-06-08	240-28500-6	NM	08/28/2013	09/09/2013	09/11/2013	12	2	14
OS	UG/KG	DR-SB-216-02-04	240-28500-7	NM	08/28/2013	09/09/2013	09/12/2013	12	3	15
OS	UG/KG	DR-SB-216-06-08	240-28500-8	NM	08/28/2013	09/09/2013	09/11/2013	12	2	14
OS	UG/KG	DR-SB-217-02-04	240-28500-9	NM	08/28/2013	09/09/2013	09/12/2013	12	3	15
OS	UG/KG	DR-SB-217-06-08	240-28500-10	NM	08/28/2013	09/09/2013	09/12/2013	12	3	15
OS	UG/KG	DR-SB-218-02-04	240-28500-11	NM	08/28/2013	09/09/2013	09/12/2013	12	3	15
OS	UG/KG	DR-SB-218-06-08	240-28500-12	NM	08/28/2013	09/09/2013	09/12/2013	12	3	15
OV	UG/KG	DR-SB-216-02-04	240-28500-7	NM	08/28/2013	08/29/2013	09/06/2013	1	8	9
OV	UG/KG	DR-SB-213-04-06	240-28500-1	NM	08/28/2013	08/29/2013	09/06/2013	1	8	9

SORT	UNITS	NSAMPLE	LAB_ID	QC_TYPE	SAMP_DATE	EXTR_DATE	ANAL_DATE	SMP_EXTR	EXTR_ANL	SMP_ANL
OV	UG/KG	DR-SB-218-06-08	240-28500-12	NM	08/28/2013	08/29/2013	09/08/2013	1	10	11
OV	UG/KG	DR-SB-218-02-04	240-28500-11	NM	08/28/2013	08/29/2013	09/08/2013	1	10	11
OV	UG/KG	DR-SB-217-06-08	240-28500-10	NM	08/28/2013	08/29/2013	09/08/2013	1	10	11
OV	UG/KG	DR-SB-216-06-08	240-28500-8	NM	08/28/2013	08/29/2013	09/08/2013	1	10	11
OV	UG/KG	DR-SB-215-06-08	240-28500-6	NM	08/28/2013	08/29/2013	09/06/2013	1	8	9
OV	UG/KG	DR-SB-215-0-02	240-28500-5	NM	08/28/2013	08/29/2013	09/06/2013	1	8	9
OV	UG/KG	DR-SB-214-10-12	240-28500-4	NM	08/28/2013	08/29/2013	09/06/2013	1	8	9
OV	UG/KG	DR-SB-214-0-02	240-28500-3	NM	08/28/2013	08/29/2013	09/06/2013	1	8	9
OV	UG/KG	DR-SB-213-10-12	240-28500-2	NM	08/28/2013	08/29/2013	09/06/2013	1	8	9
OV	UG/KG	DR-SB-217-02-04	240-28500-9	NM	08/28/2013	08/29/2013	09/08/2013	1	10	11
OV	UG/L	TB-082813	240-28500-13	TB	08/28/2013	09/06/2013	09/06/2013	9	0	9
PCB	UG/KG	DR-SB-214-0-02	240-28500-3	NM	08/28/2013	09/09/2013	09/11/2013	12	2	14
PCB	UG/KG	DR-SB-218-02-04	240-28500-11	NM	08/28/2013	09/09/2013	09/11/2013	12	2	14
PCB	UG/KG	DR-SB-217-06-08	240-28500-10	NM	08/28/2013	09/09/2013	09/11/2013	12	2	14
PCB	UG/KG	DR-SB-213-10-12	240-28500-2	NM	08/28/2013	09/09/2013	09/11/2013	12	2	14
PCB	UG/KG	DR-SB-218-06-08	240-28500-12	NM	08/28/2013	09/09/2013	09/11/2013	12	2	14
PCB	UG/KG	DR-SB-214-10-12	240-28500-4	NM	08/28/2013	09/09/2013	09/11/2013	12	2	14
PCB	UG/KG	DR-SB-215-0-02	240-28500-5	NM	08/28/2013	09/09/2013	09/11/2013	12	2	14

SORT	UNITS	NSAMPLE	LAB_ID	QC_TYPE	SAMP_DATE	EXTR_DATE	ANAL_DATE	SMP_EXTR	EXTR_ANL	SMP_ANL
PCB	UG/KG	DR-SB-215-06-08	240-28500-6	NM	08/28/2013	09/09/2013	09/11/2013	12	2	14
PCB	UG/KG	DR-SB-216-02-04	240-28500-7	NM	08/28/2013	09/09/2013	09/11/2013	12	2	14
PCB	UG/KG	DR-SB-216-06-08	240-28500-8	NM	08/28/2013	09/09/2013	09/11/2013	12	2	14
PCB	UG/KG	DR-SB-217-02-04	240-28500-9	NM	08/28/2013	09/09/2013	09/11/2013	12	2	14
PCB	UG/KG	DR-SB-213-04-06	240-28500-1	NM	08/28/2013	09/09/2013	09/11/2013	12	2	14
	MG/KG	DR-SB-218-02-04	240-28500-11	NM	08/28/2013	09/05/2013	09/06/2013	8	1	9
	MG/KG	DR-SB-217-06-08	240-28500-10	NM	08/28/2013	09/05/2013	09/06/2013	8	1	9
	MG/KG	DR-SB-217-02-04	240-28500-9	NM	08/28/2013	09/05/2013	09/06/2013	8	1	9
	MG/KG	DR-SB-216-06-08	240-28500-8	NM	08/28/2013	09/05/2013	09/06/2013	8	1	9
	MG/KG	DR-SB-216-02-04	240-28500-7	NM	08/28/2013	09/05/2013	09/06/2013	8	1	9
	MG/KG	DR-SB-215-06-08	240-28500-6	NM	08/28/2013	09/05/2013	09/06/2013	8	1	9
	MG/KG	DR-SB-215-0-02	240-28500-5	NM	08/28/2013	09/05/2013	09/06/2013	8	1	9
	MG/KG	DR-SB-214-10-12	240-28500-4	NM	08/28/2013	09/05/2013	09/06/2013	8	1	9
	MG/KG	DR-SB-218-06-08	240-28500-12	NM	08/28/2013	09/05/2013	09/06/2013	8	1	9
	MG/KG	DR-SB-213-10-12	240-28500-2	NM	08/28/2013	09/04/2013	09/06/2013	7	2	9
	MG/KG	DR-SB-213-04-06	240-28500-1	NM	08/28/2013	09/04/2013	09/06/2013	7	2	9
	MG/KG	DR-SB-214-0-02	240-28500-3	NM	08/28/2013	09/05/2013	09/05/2013	8	0	8
	UG/KG	DR-SB-216-02-04	240-28500-7	NM	08/28/2013	09/03/2013	09/03/2013	6	0	6

SORT	UNITS	NSAMPLE	LAB_ID	QC_TYPE	SAMP_DATE	EXTR_DATE	ANAL_DATE	SMP_EXTR	EXTR_ANL	SMP_ANL
	UG/KG	DR-SB-213-04-06	240-28500-1	NM	08/28/2013	09/03/2013	09/03/2013	6	0	6
	UG/KG	DR-SB-213-10-12	240-28500-2	NM	08/28/2013	09/03/2013	09/03/2013	6	0	6
	UG/KG	DR-SB-214-0-02	240-28500-3	NM	08/28/2013	09/03/2013	09/03/2013	6	0	6
	UG/KG	DR-SB-214-10-12	240-28500-4	NM	08/28/2013	09/03/2013	09/03/2013	6	0	6
	UG/KG	DR-SB-215-06-08	240-28500-6	NM	08/28/2013	09/03/2013	09/03/2013	6	0	6
	UG/KG	DR-SB-216-06-08	240-28500-8	NM	08/28/2013	09/03/2013	09/03/2013	6	0	6
	UG/KG	DR-SB-217-02-04	240-28500-9	NM	08/28/2013	09/03/2013	09/03/2013	6	0	6
	UG/KG	DR-SB-217-06-08	240-28500-10	NM	08/28/2013	09/03/2013	09/04/2013	6	1	7
	UG/KG	DR-SB-218-02-04	240-28500-11	NM	08/28/2013	09/03/2013	09/04/2013	6	1	7
	UG/KG	DR-SB-218-06-08	240-28500-12	NM	08/28/2013	09/03/2013	09/04/2013	6	1	7
	UG/KG	DR-SB-215-0-02	240-28500-5	NM	08/28/2013	09/03/2013	09/03/2013	6	0	6

GENERAL CHEMISTRY BATCH WORKSHEET

Lab Name: TestAmerica Canton Job No.: 240-28500-1

SDG No.:

Batch Number: 99886 Batch Start Date: 09/03/13 08:36 Batch Analyst: Grant, Katie

Batch Method: 3060A Batch End Date: 09/04/13 07:51

Lab Sample ID	Client Sample ID	Method Chain	Basis	InitialAmount	FinalAmount	WCCHROME50PM2 00011	WCCHROME50PPM 00010	WCPBCHROMATE 00004	
ICV 240-99886/7		3060A, 7196A		2.5 g	100 mL	1 mL			
ICB 240-99886/8		3060A, 7196A		2.5 g	100 mL				
MB 240-99886/9		3060A, 7196A		2.5 g	100 mL				
LCSS 240-99886/10		3060A, 7196A		2.5 g	100 mL	1 mL			
LCSI 240-99886/11		3060A, 7196A		2.5 g	100 mL			0.01 g	
CCV 240-99886/12		3060A, 7196A		2.5 g	100 mL		1 mL		
CCB 240-99886/13		3060A, 7196A		2.5 g	100 mL				
240-28500-G-1	DR-SB-213-04-06	3060A, 7196A	T	2.5 g	100 mL				
240-28500-G-2	DR-SB-213-10-12	3060A, 7196A	T	2.5 g	100 mL				

Batch Notes	
Alkaline Digestion Solution Reagent ID	1139584, 1151206
First End time	8:50
Filter Lot #	FC005567
Hot Block ID number	c3, a1, a2
Potassium Chromate Lot #	1^- 990472, 2^ - 990610
Potassium Phosphate Buffer Reagent ID	1093989
Lead Chromate Lot #	358971
Lead Chromate Vendor ID	Fisher - L65-100
Magnesium Chloride Lot Number	117251
Magnesium Chloride Vendor	575383
Ottawa Sand Lot #	1016106
Pipette ID	927751, 380194
Snap Cap Lot #	130530
First Start time	7:50
Ending Temperature	95 Celsius
Starting Temperature	95 Celsius

The pound sign (#) in the amount added field denotes that the reagent was used undiluted. All calculations are performed using the stated concentration for this reagent.

GENERAL CHEMISTRY BATCH WORKSHEET

Lab Name: TestAmerica Canton Job No.: 240-28500-1

SDG No.:

Batch Number: 99886 Batch Start Date: 09/03/13 08:36 Batch Analyst: Grant, Katie

Batch Method: 3060A Batch End Date: 09/04/13 07:51

Basis	Basis Description
T	Total/NA

The pound sign (#) in the amount added field denotes that the reagent was used undiluted. All calculations are performed using the stated concentration for this reagent.

GENERAL CHEMISTRY BATCH WORKSHEET

Lab Name: TestAmerica Canton Job No.: 240-28500-1

SDG No.:

Batch Number: 100238 Batch Start Date: 09/04/13 00:00 Batch Analyst: Grant, Katie

Batch Method: 7196A Batch End Date: 09/05/13 10:50

Lab Sample ID	Client Sample ID	Method Chain	Basis	CalcMsg					
ICV 240-99886/7-A		7196A		Color Resp. is Blank					
ICB 240-99886/8-A		7196A		Color Resp. is Blank					
MB 240-99886/9-A		7196A		Color Resp. is Blank					
LCSS 240-99886/10-A		7196A		Color Resp. is Blank					
LCSI 240-99886/11-A		7196A		Color Resp. is Blank					
CCV 240-99886/12-A		7196A		Color Resp. is Blank					
CCB 240-99886/13-A		7196A		Color Resp. is Blank					
CCV 240-99886/12-A		7196A		Color Resp. is Blank					
CCB 240-99886/13-A		7196A		Color Resp. is Blank					
240-28500-G-2-C	DR-SB-213-10-12	7196A	T	Color Resp. is Blank					
CCV 240-99886/12-A		7196A		Color Resp. is Blank					
CCB 240-99886/13-A		7196A		Color Resp. is Blank					
240-28500-G-1-C	DR-SB-213-04-06	7196A	T	Color Resp. is Blank					
CCV 240-99886/12-A		7196A		Color Resp. is Blank					
CCB 240-99886/13-A		7196A		Color Resp. is Blank					

Batch Notes	
Spectrophotometer Cell Path Length	1 cm
Color Reagent ID Number	1134731
Filter Lot #	1134731
Pipette ID	927756, 927752
Sulfuric Acid Reagent ID Number	1073324

The pound sign (#) in the amount added field denotes that the reagent was used undiluted. All calculations are performed using the stated concentration for this reagent.

GENERAL CHEMISTRY BATCH WORKSHEET

Lab Name: TestAmerica Canton Job No.: 240-28500-1

SDG No.:

Batch Number: 100238 Batch Start Date: 09/04/13 00:00 Batch Analyst: Grant, Katie

Batch Method: 7196A Batch End Date: 09/05/13 10:50

Basis	Basis Description
T	Total/NA

The pound sign (#) in the amount added field denotes that the reagent was used undiluted. All calculations are performed using the stated concentration for this reagent.

GENERAL CHEMISTRY BATCH WORKSHEET

Lab Name: TestAmerica Canton Job No.: 240-28500-1

SDG No.:

Batch Number: 101138 Batch Start Date: 09/17/13 22:00 Batch Analyst: Paulick, Ron

Batch Method: 3060A Batch End Date: 09/18/13 03:00

Lab Sample ID	Client Sample ID	Method Chain	Basis	InitialAmount	FinalAmount	WCCHROME50PM2 00011	WCCHROME50PPM 00010	WCPBCHROMATE 00004	
ICV 240-101138/7		3060A, 7196A		2.5 g	100 mL	1 mL			
ICB 240-101138/8		3060A, 7196A		2.5 g	100 mL				
MB 240-101138/9		3060A, 7196A		2.5 g	100 mL				
LCSS 240-101138/10		3060A, 7196A		2.5 g	100 mL	1 mL			
LCSI 240-101138/11		3060A, 7196A		2.5 g	100 mL			0.01 g	
CCV 240-101138/12		3060A, 7196A		2.5 g	100 mL		1 mL		
CCB 240-101138/13		3060A, 7196A		2.5 g	100 mL				
240-28500-H-3	DR-SB-214-0-02	3060A, 7196A	T	2.5 g	100 mL				
240-28500-H-4	DR-SB-214-10-12	3060A, 7196A	T	2.5 g	100 mL				
240-28500-H-5	DR-SB-215-0-02	3060A, 7196A	T	2.5 g	100 mL				
240-28500-H-6	DR-SB-215-06-08	3060A, 7196A	T	2.5 g	100 mL				
240-28500-H-7	DR-SB-216-02-04	3060A, 7196A	T	2.5 g	100 mL				
240-28500-H-8	DR-SB-216-06-08	3060A, 7196A	T	2.5 g	100 mL				
240-28500-H-9	DR-SB-217-02-04	3060A, 7196A	T	2.5 g	100 mL				
240-28500-H-10	DR-SB-217-06-08	3060A, 7196A	T	2.5 g	100 mL				
240-28500-H-11	DR-SB-218-02-04	3060A, 7196A	T	2.5 g	100 mL				
240-28500-H-12	DR-SB-218-06-08	3060A, 7196A	T	2.5 g	100 mL				
240-28500-H-14	DR-SB-DUP02	3060A, 7196A	T	2.5 g	100 mL				

The pound sign (#) in the amount added field denotes that the reagent was used undiluted. All calculations are performed using the stated concentration for this reagent.

GENERAL CHEMISTRY BATCH WORKSHEET

Lab Name: TestAmerica Canton Job No.: 240-28500-1

SDG No.:

Batch Number: 101138 Batch Start Date: 09/17/13 22:00 Batch Analyst: Paulick, Ron

Batch Method: 3060A Batch End Date: 09/18/13 03:00

Batch Notes	
Alkaline Digestion Solution Reagent ID	1161089, 1164479
First End time	01:00
Filter Lot #	FC006144, FC004991
Hot Block ID number	Hot Block: A1, A2, A3
Potassium Chromate Lot #	1^- 990472, 2^ - 990610
Potassium Phosphate Buffer Reagent ID	1160818
Lead Chromate Lot #	358971
Lead Chromate Vendor ID	Fisher - L65-100
Magnesium Chloride Lot Number	117251
Magnesium Chloride Vendor	575383
Ottawa Sand Lot #	1016106
Pipette ID	927751, 927753
Snap Cap Lot #	130629
First Start time	23:45
Ending Temperature	95 Celsius
Starting Temperature	95 Celsius

Basis	Basis Description
T	Total/NA

The pound sign (#) in the amount added field denotes that the reagent was used undiluted. All calculations are performed using the stated concentration for this reagent.

GENERAL CHEMISTRY BATCH WORKSHEET

Lab Name: TestAmerica Canton Job No.: 240-28500-1

SDG No.:

Batch Number: 101946 Batch Start Date: 09/18/13 00:00 Batch Analyst: Paulick, Ron

Batch Method: 7196A Batch End Date: 09/18/13 13:00

Lab Sample ID	Client Sample ID	Method Chain	Basis	CalcMsg					
ICV 240-101138/7-A		7196A		Color Resp. is Blank					
ICB 240-101138/8-A		7196A		Color Resp. is Blank					
MB 240-101138/9-A		7196A		Color Resp. is Blank					
LCSS 240-101138/10-A		7196A		Color Resp. is Blank					
LCSI 240-101138/11-A		7196A		Color Resp. is Blank					
CCV 240-101138/12-A		7196A		Color Resp. is Blank					
CCB 240-101138/13-A		7196A		Color Resp. is Blank					
CCV 240-101138/12-A		7196A		Color Resp. is Blank					
CCB 240-101138/13-A		7196A		Color Resp. is Blank					
240-28500-H-3-C	DR-SB-214-0-02	7196A	T	Color Resp. is Blank					
CCV 240-101138/12-A		7196A		Color Resp. is Blank					
CCB 240-101138/13-A		7196A		Color Resp. is Blank					
240-28500-H-5-C	DR-SB-215-0-02	7196A	T	Color Resp. is Blank					
CCV 240-101138/12-A		7196A		Color Resp. is Blank					
CCB 240-101138/13-A		7196A		Color Resp. is Blank					
CCV 240-101138/12-A		7196A		Color Resp. is Blank					
CCB 240-101138/13-A		7196A		Color Resp. is Blank					
240-28500-H-9-C	DR-SB-217-02-04	7196A	T	Color Resp. is Blank					
CCV 240-101138/12-A		7196A		Color Resp. is Blank					
CCB 240-101138/13-A		7196A		Color Resp. is Blank					
CCV 240-101138/12-A		7196A		Color Resp. is Blank					

The pound sign (#) in the amount added field denotes that the reagent was used undiluted. All calculations are performed using the stated concentration for this reagent.

GENERAL CHEMISTRY BATCH WORKSHEET

Lab Name: TestAmerica Canton Job No.: 240-28500-1

SDG No.:

Batch Number: 101946 Batch Start Date: 09/18/13 00:00 Batch Analyst: Paulick, Ron

Batch Method: 7196A Batch End Date: 09/18/13 13:00

Lab Sample ID	Client Sample ID	Method Chain	Basis	CalcMsg					
CCB 240-101138/13-A		7196A		Color Resp. is Blank					
240-28500-H-14-C	DR-SB-DUP02	7196A	T	Color Resp. is Blank					
CCV 240-101138/12-A		7196A		Color Resp. is Blank					
CCB 240-101138/13-A		7196A		Color Resp. is Blank					
240-28500-H-4-C	DR-SB-214-10-12	7196A	T	Color Resp. is Blank					
240-28500-H-6-C	DR-SB-215-06-08	7196A	T	Color Resp. is Blank					
240-28500-H-7-C	DR-SB-216-02-04	7196A	T	Color Resp. is Blank					
240-28500-H-8-C	DR-SB-216-06-08	7196A	T	Color Resp. is Blank					
240-28500-H-10-C	DR-SB-217-06-08	7196A	T	Color Resp. is Blank					
240-28500-H-11-C	DR-SB-218-02-04	7196A	T	Color Resp. is Blank					
240-28500-H-12-C	DR-SB-218-06-08	7196A	T	Color Resp. is Blank					
CCV 240-101138/12-A		7196A		Color Resp. is Blank					
CCB 240-101138/13-A		7196A		Color Resp. is Blank					

Batch Notes	
Batch Comment	Syringe Lot 3024336
Spectrophotometer Cell Path Length	1 cm
Color Reagent ID Number	1173113
Filter Lot #	1152807
Pipette ID	927752, 927761
Sulfuric Acid Reagent ID Number	1148273

Basis	Basis Description
T	Total/NA

The pound sign (#) in the amount added field denotes that the reagent was used undiluted. All calculations are performed using the stated concentration for this reagent.

GENERAL CHEMISTRY BATCH WORKSHEET

Lab Name: TestAmerica Canton Job No.: 240-28500-1

SDG No.:

Batch Number: 99713 Batch Start Date: 08/30/13 10:21 Batch Analyst: Eikelberry, Nicholas

Batch Method: Moisture Batch End Date: 08/31/13 13:40

Lab Sample ID	Client Sample ID	Method Chain	Basis	DishWeight	SampleMassWet	SampleMassDry			
240-28500-D-1	DR-SB-213-04-06	Moisture	T	4.4640 g	8.7917 g	8.1548 g			
240-28500-D-2	DR-SB-213-10-12	Moisture	T	4.4640 g	9.6758 g	8.6439 g			
240-28500-D-3	DR-SB-214-0-02	Moisture	T	4.4640 g	13.4750 g	13.2156 g			
240-28500-D-5 DU	DR-SB-215-0-02	Moisture	T	4.4640 g	9.6674 g	9.3854 g			
240-28500-D-5	DR-SB-215-0-02	Moisture	T	4.4640 g	9.4733 g	9.0803 g			
240-28500-D-4	DR-SB-214-10-12	Moisture	T	4.4640 g	15.2156 g	12.5684 g			
240-28500-D-6	DR-SB-215-06-08	Moisture	T	4.4640 g	10.1101 g	8.7986 g			
240-28500-D-7	DR-SB-216-02-04	Moisture	T	4.4640 g	12.8212 g	11.1944 g			
240-28500-D-8	DR-SB-216-06-08	Moisture	T	4.4640 g	8.6908 g	8.4585 g			
240-28500-D-9	DR-SB-217-02-04	Moisture	T	4.4640 g	9.7754 g	9.1290 g			
240-28500-D-10	DR-SB-217-06-08	Moisture	T	4.4640 g	8.4565 g	8.0561 g			
240-28500-D-11	DR-SB-218-02-04	Moisture	T	4.4640 g	9.3118 g	8.4790 g			
240-28500-D-12	DR-SB-218-06-08	Moisture	T	4.4640 g	9.3947 g	8.7962 g			
240-28500-D-14	DR-SB-DUP02	Moisture	T	4.4640 g	20.9871 g	20.2729 g			

Batch Notes	
Balance ID	B047 No Unit
Date samples were placed in the oven	8/30/13
Oven Temp when samples are put in oven	103.0 Degrees C
Time samples were place in the oven	15:50
Date samples were removed from oven	8/31/13
Oven Temp when samples removed from oven	103.4 Degrees C
Time Samples were removed from oven	12:00
Oven ID	002
ID number of the thermometer	tempguard box c 6

Basis	Basis Description
T	Total/NA

The pound sign (#) in the amount added field denotes that the reagent was used undiluted. All calculations are performed using the stated concentration for this reagent.

9-IN
DETECTION LIMITS
METALS

Lab Name: TestAmerica Canton Job Number: 240-28500-1

SDG Number:

Matrix: Solid Instrument ID: I6

Method: 6010C MDL Date: 03/01/2011 14:59

Prep Method: 3050B

Analyte	Wavelength/ Mass	RL (mg/Kg)	MDL (mg/Kg)
Antimony	206.838	2	0.39
Arsenic	189.042	1.5	0.3
Barium	493.409	20	0.071
Beryllium	313.042	0.5	0.043
Cadmium	226.502	0.5	0.036
Chromium	267.716	1	0.2
Copper	324.753	2.5	0.74
Lead	220.353	1	0.19
Molybdenum	202.030	4	0.27
Selenium	196.026	2	0.45
Silver	328.068	1	0.1
Vanadium	292.402	1	0.12
Zinc	213.856	5	1

9-IN

CALIBRATION BLANK DETECTION LIMITS

METALS

Lab Name: TestAmerica Canton Job Number: 240-28500-1

SDG Number:

Matrix: Solid Instrument ID: I6

Method: 6010C XMDL Date: 03/01/2011 15:00

Analyte	Wavelength/ Mass	XRL (ug/L)	XMDL (ug/L)
Antimony	206.838	20	1.8
Arsenic	189.042	15	3.2
Barium	493.409	200	0.67
Beryllium	313.042	5	0.46
Cadmium	226.502	5	0.66
Chromium	267.716	10	2.2
Copper	324.753	25	4.5
Lead	220.353	10	1.9
Molybdenum	202.030	40	1.3
Selenium	196.026	20	4.1
Silver	328.068	10	2.2
Vanadium	292.402	10	0.64
Zinc	213.856	50	5

9-IN
DETECTION LIMITS
METALS

Lab Name: TestAmerica Canton Job Number: 240-28500-1

SDG Number:

Matrix: Solid Instrument ID: I9

Method: 6010C MDL Date: 03/01/2011 14:59

Prep Method: 3050B

Analyte	Wavelength/ Mass	RL (mg/Kg)	MDL (mg/Kg)
Antimony	206.838	2	0.39
Arsenic	189.042	1.5	0.3
Barium	493.409	20	0.071
Beryllium	313.042	0.5	0.043
Cadmium	226.502	0.5	0.036
Chromium	267.716	1	0.2
Cobalt	228.616	1	0.16
Copper	324.753	2.5	0.74
Lead	220.353	1	0.19
Molybdenum	202.030	4	0.27
Nickel	231.604	4	0.27
Selenium	196.026	2	0.45
Silver	328.068	1	0.1
Thallium	190.864	2	0.55
Vanadium	292.402	1	0.12
Zinc	213.856	5	1

9-IN
CALIBRATION BLANK DETECTION LIMITS
METALS

Lab Name: TestAmerica Canton Job Number: 240-28500-1

SDG Number:

Matrix: Solid Instrument ID: I9

Method: 6010C XMDL Date: 03/01/2011 15:00

Analyte	Wavelength/ Mass	XRL (ug/L)	XMDL (ug/L)
Antimony	206.838	20	1.8
Arsenic	189.042	15	3.2
Barium	493.409	200	0.67
Beryllium	313.042	5	0.46
Cadmium	226.502	5	0.66
Chromium	267.716	10	2.2
Cobalt	228.616	10	1.7
Copper	324.753	25	4.5
Lead	220.353	10	1.9
Molybdenum	202.030	40	1.3
Nickel	231.604	40	3.2
Selenium	196.026	20	4.1
Silver	328.068	10	2.2
Thallium	190.864	20	4.7
Vanadium	292.402	10	0.64
Zinc	213.856	50	5

9-IN
DETECTION LIMITS
METALS

Lab Name: TestAmerica Canton Job Number: 240-28500-1

SDG Number:

Matrix: Solid Instrument ID: H4

Method: 7471B MDL Date: 02/16/2010 09:48

Prep Method: 7471B

Analyte	Wavelength/ Mass	RL (mg/Kg)	MDL (mg/Kg)
Mercury	253.7	0.1	0.015

9-IN
CALIBRATION BLANK DETECTION LIMITS
METALS

Lab Name: TestAmerica Canton Job Number: 240-28500-1

SDG Number:

Matrix: Solid Instrument ID: H4

Method: 7471B XMDL Date: 02/16/2010 09:48

Analyte	Wavelength/ Mass	XRL (ug/L)	XMDL (ug/L)
Mercury	253.7	0.6	0.12

FORM IX - IN

11-IN
LINEAR RANGES
METALS

Lab Name: TestAmerica Canton Job No: 240-28500-1

SDG No.:

Instrument ID: I6 Date: 10/16/2012 10:27

Analyte	Integ. Time (Sec.)	Concentration (ppb)	Method
Antimony		10000	6010C
Arsenic		10000	6010C
Barium		25000	6010C
Beryllium		4000	6010C
Cadmium		2500	6010C
Chromium		50000	6010C
Copper		30000	6010C
Lead		15000	6010C
Molybdenum		10000	6010C
Selenium		10000	6010C
Silver		2000	6010C
Vanadium		50000	6010C
Zinc		10000	6010C

11-IN
LINEAR RANGES
METALS

Lab Name: TestAmerica Canton Job No: 240-28500-1

SDG No.:

Instrument ID: I9 Date: 10/16/2012 10:27

Analyte	Integ. Time (Sec.)	Concentration (ppb)	Method
Cobalt		10000	6010C
Nickel		50000	6010C
Thallium		20000	6010C

FORM XI - IN

11-IN
LINEAR RANGES
METALS

Lab Name: TestAmerica Canton Job No: 240-28500-1

SDG No.:

Instrument ID: I9 Date: 04/04/2013 11:44

Analyte	Integ. Time (Sec.)	Concentration (ug/L)	Method
Antimony		10000	6010C
Arsenic		5000	6010C
Barium		25000	6010C
Beryllium		4000	6010C
Cadmium		2000	6010C
Chromium		20000	6010C
Cobalt		10000	6010C
Copper		30000	6010C
Lead		15000	6010C
Molybdenum		10000	6010C
Nickel		30000	6010C
Selenium		10000	6010C
Silver		2000	6010C
Thallium		10000	6010C
Vanadium		5000	6010C
Zinc		10000	6010C

11-IN
LINEAR RANGES
METALS

Lab Name: TestAmerica Canton Job No: 240-28500-1

SDG No.:

Instrument ID: H4 Date: 04/01/2011 10:50

Analyte	Integ. Time (Sec.)	Concentration (ppb)	Method
Mercury		50	7471B

FORM XI - IN

12-IN
PREPARATION LOG
METALS

Lab Name: TestAmerica Canton Job No.: 240-28500-1

SDG No.:

Prep Method: 7471B

Lab Sample ID	Preparation Date	Prep Batch	Initial Weight (g)	Initial Volume	Final Volume (mL)
MB 240-99740/1-A	08/30/2013 14:55	99740	0.60		100
LCS 240-99740/2-A	08/30/2013 14:55	99740	0.60		100
240-28498-G-1-E DU	08/30/2013 14:55	99740	0.55		100
240-28498-G-1-F MS	08/30/2013 14:55	99740	0.55		100
240-28500-1	08/30/2013 14:55	99740	0.63		100
240-28500-2	08/30/2013 14:55	99740	0.56		100
240-28500-3	08/30/2013 14:55	99740	0.52		100
240-28500-4	08/30/2013 14:55	99740	0.56		100
240-28500-5	08/30/2013 14:55	99740	0.60		100
240-28500-6	08/30/2013 14:55	99740	0.56		100
240-28500-7	08/30/2013 14:55	99740	0.62		100
240-28500-8	08/30/2013 14:55	99740	0.63		100
240-28500-9	08/30/2013 14:55	99740	0.68		100
240-28500-10	08/30/2013 14:55	99740	0.52		100
240-28500-11	08/30/2013 14:55	99740	0.58		100
240-28500-12	08/30/2013 14:55	99740	0.57		100
240-28500-14	08/30/2013 14:55	99740	0.60		100

3-IN
METHOD BLANK
METALS

Lab Name: TestAmerica Canton Job No.: 240-28500-1

SDG No.:

Concentration Units: mg/Kg Lab Sample ID: MB 240-99740/1-A

Instrument Code: H4 Batch No.: 100138

CAS No.	Analyte	Concentration	C	Q	Method
7439-97-6	Mercury	0.10	U		7471B

FORM III-IN

5A-IN
MATRIX SPIKE SAMPLE RECOVERY
METALS

Client ID: _____ Lab ID: 240-28498-G-1-F MS

Lab Name: TestAmerica Canton Job No.: 240-28500-1

SDG No.: _____

Matrix: Solid Concentration Units: mg/Kg

% Solids: 85.5

Analyte	SSR	C	Sample Result (SR)	C	Spike Added (SA)	%R	Control Limit %R	Q	Method
Mercury	0.232		0.13	U	0.213	109	80-120		7471B

SSR = Spiked Sample Result

Calculations are performed before rounding to avoid round-off errors in calculated results.
Note - Results and Reporting Limits have been adjusted for dry weight.

FORM VA - IN

6-IN
DUPLICATES
METALS

Client ID: _____ Lab ID: 240-28498-G-1-E DU

Lab Name: TestAmerica Canton Job No.: 240-28500-1

SDG No.: _____

% Solids for Sample: 85.5 % Solids for Duplicate: 85.5

Matrix: Solid Concentration Units: mg/Kg

Analyte	Control Limit	Sample (S)	C	Duplicate (D)	C	RPD	Q	Method
Mercury	0.13	0.13	U	0.13	U	NC		7471B

Calculations are performed before rounding to avoid round-off errors in calculated results.

FORM VI-IN

7A-IN
LAB CONTROL SAMPLE
METALS

Lab ID: LCS 240-99740/2-A

Lab Name: TestAmerica Canton Job No.: 240-28500-1

Sample Matrix: Solid LCS Source: MTHGCALW_00453

Analyte	Solid(mg/Kg)							
	True	Found	C	%R	Limits		Q	Method
Mercury	0.833	0.932		112	80	120		7471B

Calculations are performed before rounding to avoid round-off errors in calculated results.

FORM VIIA - IN

12-IN
PREPARATION LOG
METALS

Lab Name: TestAmerica Canton Job No.: 240-28500-1

SDG No.:

Prep Method: 3050B

Lab Sample ID	Preparation Date	Prep Batch	Initial Weight (g)	Initial Volume	Final Volume (mL)
MB 240-99736/1-A	08/30/2013 11:52	99736	1.00		100
LCS 240-99736/2-A	08/30/2013 11:52	99736	1.00		100
240-28498-G-1-B DU	08/30/2013 11:52	99736	1.12		100
240-28498-G-1-C MS	08/30/2013 11:52	99736	1.12		100
240-28500-1	08/30/2013 11:52	99736	1.03		100
240-28500-2	08/30/2013 11:52	99736	1.08		100
240-28500-3	08/30/2013 11:52	99736	1.00		100
240-28500-4	08/30/2013 11:52	99736	1.13		100
240-28500-5	08/30/2013 11:52	99736	1.13		100
240-28500-6	08/30/2013 11:52	99736	1.12		100
240-28500-7	08/30/2013 11:52	99736	1.07		100
240-28500-8	08/30/2013 11:52	99736	1.13		100
240-28500-9	08/30/2013 11:52	99736	1.34		100
240-28500-10	08/30/2013 11:52	99736	1.20		100
240-28500-11	08/30/2013 11:52	99736	1.22	/	100
240-28500-12	08/30/2013 11:52	99736	1.18	/	100
240-28500-14	08/30/2013 11:52	99736	1.21		100

FORM XII-IN

3-IN
METHOD BLANK
METALS

Lab Name: TestAmerica Canton Job No.: 240-28500-1

SDG No.:

Concentration Units: mg/Kg Lab Sample ID: MB 240-99736/1-A

Instrument Code: I9 Batch No.: 100170

CAS No.	Analyte	Concentration	C	Q	Method
7440-36-0	Antimony	2.0	U		6010C
7440-38-2	Arsenic	1.5	U		6010C
7440-39-3	Barium	0.0843	J		6010C
7440-41-7	Beryllium	0.50	U		6010C
7440-43-9	Cadmium	0.50	U		6010C
7440-47-3	Chromium	1.0	U		6010C
7440-48-4	Cobalt	1.0	U		6010C
7440-50-8	Copper	2.5	U		6010C
7439-92-1	Lead	1.0	U		6010C
7439-98-7	Molybdenum	4.0	U		6010C
7440-02-0	Nickel	4.0	U		6010C
7782-49-2	Selenium	2.0	U		6010C
7440-22-4	Silver	1.0	U		6010C
7440-28-0	Thallium	2.0	U		6010C
7440-62-2	Vanadium	1.0	U		6010C
7440-66-6	Zinc	1.27	J		6010C

FORM III-IN

5A-IN
MATRIX SPIKE SAMPLE RECOVERY
METALS

Client ID: _____ Lab ID: 240-28498-G-1-C MS

Lab Name: TestAmerica Canton Job No.: 240-28500-1

SDG No.: _____

Matrix: Solid Concentration Units: mg/Kg

% Solids: 85.5

Analyte	SSR	C	Sample Result (SR)	C	Spike Added (SA)	%R	Control Limit %R	Q	Method
Antimony	49.4		0.55	J	52.2	94	75-125		6010C
Arsenic	207		2.1		209	98	75-125		6010C
Barium	189		0.45	J	209	90	75-125		6010C
Beryllium	4.72		0.52	U	5.22	90	75-125		6010C
Cadmium	5.01		0.52	U	5.22	96	75-125		6010C
Chromium	32.9		11		20.9	104	75-125		6010C
Cobalt	50.6		0.38	J	52.2	96	75-125		6010C
Copper	33.1		7.7		26.1	97	75-125		6010C
Lead	49.2		1.0	U	52.2	94	75-125		6010C
Molybdenum	102		0.34	J	104	97	75-125		6010C
Nickel	51.3		0.33	J	52.2	98	75-125		6010C
Selenium	197		2.1	U	209	94	75-125		6010C
Silver	4.83		1.0	U	5.22	93	75-125		6010C
Thallium	203		2.1	U	209	97	75-125		6010C
Vanadium	64.0		13		52.2	98	75-125		6010C
Zinc	53.4		2.1	J	52.2	98	75-125		6010C

SSR = Spiked Sample Result

Calculations are performed before rounding to avoid round-off errors in calculated results.
Note - Results and Reporting Limits have been adjusted for dry weight.

FORM VA - IN

6-IN
DUPLICATES
METALS

Client ID: _____ Lab ID: 240-28498-G-1-B DU

Lab Name: TestAmerica Canton Job No.: 240-28500-1

SDG No.: _____

% Solids for Sample: 85.5 % Solids for Duplicate: 85.5

Matrix: Solid Concentration Units: mg/Kg

Analyte	Control Limit	Sample (S)	C	Duplicate (D)	C	RPD	Q	Method
Antimony	2.1	0.55	J	0.483	J	13		6010C
Arsenic	1.6	2.1		2.80		27		6010C
Barium	21	0.45	J	0.468	J	4		6010C
Beryllium	0.52	0.52	U	0.52	U	NC		6010C
Cadmium	0.52	0.52	U	0.52	U	NC		6010C
Chromium	1.0	11		14.6		26		6010C
Cobalt	1.0	0.38	J	0.447	J	16		6010C
Copper	2.6	7.7		10.1		27		6010C
Lead	1.0	1.0	U	1.0	U	NC		6010C
Molybdenum	4.2	0.34	J	0.353	J	3		6010C
Nickel	4.2	0.33	J	0.419	J	23		6010C
Selenium	2.1	2.1	U	2.1	U	NC		6010C
Silver	1.0	1.0	U	1.0	U	NC		6010C
Thallium	2.1	2.1	U	2.1	U	NC		6010C
Vanadium	1.0	13		15.6		20		6010C
Zinc	5.2	2.1	J	2.09	J	2		6010C

Calculations are performed before rounding to avoid round-off errors in calculated results.

FORM VI-IN

7A-IN
LAB CONTROL SAMPLE
METALS

Lab ID: LCS 240-99736/2-A

Lab Name: TestAmerica Canton Job No.: 240-28500-1

Sample Matrix: Solid LCS Source: MTICP1_00023

Analyte	Solid(mg/Kg)							
	True	Found	C	%R	Limits		Q	Method
Antimony	50.0	49.6		99	80	120		6010C
Arsenic	200	202		101	80	120		6010C
Barium	200	185		93	80	120		6010C
Beryllium	5.00	4.62		92	80	120		6010C
Cadmium	5.00	4.95		99	80	120		6010C
Chromium	20.0	18.8		94	80	120		6010C
Cobalt	50.0	49.1		98	80	120		6010C
Copper	25.0	23.4		94	80	120		6010C
Lead	50.0	48.8		98	80	120		6010C
Molybdenum	100	101		101	80	120		6010C
Nickel	50.0	49.8		100	80	120		6010C
Selenium	200	194		97	80	120		6010C
Silver	5.00	4.76		95	80	120		6010C
Thallium	200	199		100	80	120		6010C
Vanadium	50.0	47.3		95	80	120		6010C
Zinc	50.0	51.2		102	80	120		6010C

Calculations are performed before rounding to avoid round-off errors in calculated results.

FORM VIIA - IN

8-IN
ICP-AES AND ICP-MS SERIAL DILUTIONS
METALS

Lab ID: 240-28498-G-1-A SD ^5

SDG No:

Lab Name: TestAmerica Canton Job No: 240-28500-1

Matrix: Solid Concentration Units: mg/Kg

Analyte	Initial Sample Result (I)	C	Serial Dilution Result (S)	C	% Difference	Q	Method
Antimony	0.55	J	10	U	NC		6010C
Arsenic	2.1		2.27	J	NC		6010C
Barium	0.45	J	0.437	J	NC		6010C
Beryllium	0.52	U	2.6	U	NC		6010C
Cadmium	0.52	U	2.6	U	NC		6010C
Chromium	11		11.3		1.1		6010C
Cobalt	0.38	J	5.2	U	NC		6010C
Copper	7.7		8.39	J	NC		6010C
Lead	1.0	U	5.2	U	NC		6010C
Molybdenum	0.34	J	21	U	NC		6010C
Nickel	0.33	J	21	U	NC		6010C
Selenium	2.1	U	10	U	NC		6010C
Silver	1.0	U	5.2	U	NC		6010C
Thallium	2.1	U	10	U	NC		6010C
Vanadium	13		13.1		2.4		6010C
Zinc	2.1	J	9.88	J	NC		6010C

Calculations are performed before rounding to avoid round-off errors in calculated results.

FORM VIII-IN

13-IN
ANALYSIS RUN LOG
METALS

Lab Name: TestAmerica Canton Job No.: 240-28500-1

SDG No.:

Instrument ID: H4 Method: 7471B

Start Date: 09/04/2013 08:40 End Date: 09/04/2013 14:57

Lab Sample ID	D / F	Type	Time	Analytes																				
				Hg																				
IC 240-99995/1-A			08:40	X																				
IC 240-99995/1-A			08:42	X																				
IC 240-99995/2-A			08:44	X																				
IC 240-99995/2-A			08:47	X																				
IC 240-99995/3-A			08:49	X																				
IC 240-99995/3-A			08:52	X																				
IC 240-99995/4-A			08:54	X																				
IC 240-99995/4-A			08:56	X																				
IC 240-99995/5-A			08:58	X																				
IC 240-99995/5-A			09:00	X																				
IC 240-99995/6-A			09:02	X																				
IC 240-99995/6-A			09:04	X																				
IC 240-99995/7-A			09:07	X																				
IC 240-99995/7-A			09:09	X																				
ICV 240-99995/8-A			09:14																					
ICB 240-99995/9-A			09:16																					
CRA 240-99995/10-A			09:18																					
IC 240-99995/1-A			09:27	X																				
IC 240-99995/1-A			09:29	X																				
IC 240-99995/2-A			09:30	X																				
IC 240-99995/2-A			09:33	X																				
IC 240-99995/3-A			09:35	X																				
IC 240-99995/3-A			09:37	X																				
IC 240-99995/4-A			09:40	X																				
IC 240-99995/4-A			09:42	X																				
IC 240-99995/5-A			09:44	X																				
IC 240-99995/5-A			09:46	X																				
IC 240-99995/6-A			09:50	X																				
IC 240-99995/6-A			09:52	X																				
IC 240-99995/7-A			09:54	X																				
IC 240-99995/7-A			09:56	X																				
ICV 240-99995/8-A	1		09:59	X																				
ICB 240-99995/9-A	1		10:01	X																				
CRA 240-99995/10-A	1		10:03	X																				
CCV 240-99995/11-A			10:11																					
CCB 240-99995/12-A			10:14																					
ZZZZZZ			10:16																					
ZZZZZZ			10:18																					
ZZZZZZ			10:20																					
ZZZZZZ			10:22																					
ZZZZZZ			10:24																					
ZZZZZZ			10:26																					

13-IN
ANALYSIS RUN LOG
METALS

Lab Name: TestAmerica Canton Job No.: 240-28500-1

SDG No.:

Instrument ID: H4 Method: 7471B

Start Date: 09/04/2013 08:40 End Date: 09/04/2013 14:57

Lab Sample ID	D / F	Type	Time	Analytes																				
				Hg																				
ZZZZZZ			10:28																					
ZZZZZZ			10:31																					
ZZZZZZ			10:33																					
ZZZZZZ			10:35																					
CCV 240-99995/11-A			10:37																					
CCB 240-99995/12-A			10:40																					
ZZZZZZ			10:42																					
ZZZZZZ			10:44																					
ZZZZZZ			10:46																					
ZZZZZZ			10:48																					
ZZZZZZ			10:50																					
ZZZZZZ			10:53																					
ZZZZZZ			10:55																					
ZZZZZZ			10:56																					
ZZZZZZ			10:59																					
ZZZZZZ			11:01																					
CCV 240-99995/11-A			11:04																					
CCB 240-99995/12-A			11:06																					
ZZZZZZ			11:09																					
ZZZZZZ			11:11																					
CCV 240-99995/11-A			11:14																					
CCB 240-99995/12-A			11:16																					
ZZZZZZ			11:18																					
ZZZZZZ			11:22																					
ZZZZZZ			11:24																					
ZZZZZZ			11:27																					
ZZZZZZ			11:29																					
ZZZZZZ			11:32																					
ZZZZZZ			11:34																					
ZZZZZZ			11:36																					
ZZZZZZ			11:38																					
ZZZZZZ			11:40																					
CCV 240-99995/11-A			11:42																					
CCB 240-99995/12-A			11:45																					
ZZZZZZ			11:48																					
ZZZZZZ			11:50																					
ZZZZZZ			11:53																					
ZZZZZZ			11:55																					
ZZZZZZ			11:58																					
ZZZZZZ			12:00																					
ZZZZZZ			12:02																					
ZZZZZZ			12:04																					

13-IN
ANALYSIS RUN LOG
METALS

Lab Name: TestAmerica Canton Job No.: 240-28500-1

SDG No.:

Instrument ID: H4 Method: 7471B

Start Date: 09/04/2013 08:40 End Date: 09/04/2013 14:57

Lab Sample ID	D / F	Type	Time	Analytes
				Hg
ZZZZZZ			12:06	
ZZZZZZ			12:08	
CCV 240-99995/11-A	1		12:10	X
CCB 240-99995/12-A	1		12:13	X
ZZZZZZ			12:15	
ZZZZZZ			12:17	
MB 240-99740/1-A	1	T	12:19	X
LCS 240-99740/2-A	1	T	12:21	X
ZZZZZZ			12:23	
240-28498-G-1-E DU	1	T	12:25	X
240-28498-G-1-F MS	1	T	12:27	X
ZZZZZZ			12:29	
240-28500-1	1	T	12:31	X
240-28500-2	1	T	12:33	X
CCV 240-99995/11-A	1		12:35	X
CCB 240-99995/12-A	1		12:37	X
240-28500-3	1	T	12:40	X
240-28500-4	1	T	12:42	X
240-28500-5	1	T	12:44	X
240-28500-6	1	T	12:46	X
240-28500-7	1	T	12:48	X
240-28500-8	1	T	12:50	X
240-28500-9	1	T	12:52	X
240-28500-10	1	T	12:55	X
240-28500-11	1	T	12:57	X
240-28500-12	1	T	12:59	X
CCV 240-99995/11-A	1		13:00	X
CCB 240-99995/12-A	1		13:02	X
240-28500-14	1	T	13:04	X
CCV 240-99995/11-A	1		13:06	X
CCB 240-99995/12-A	1		13:08	X
CCV 240-99995/11-A			14:04	
CCB 240-99995/12-A			14:07	
ZZZZZZ			14:09	
ZZZZZZ			14:11	
ZZZZZZ			14:12	
ZZZZZZ			14:14	
ZZZZZZ			14:17	
CCV 240-99995/11-A			14:19	
CCB 240-99995/12-A			14:21	
CCV 240-99995/11-A			14:40	
CCB 240-99995/12-A			14:42	

13-IN
ANALYSIS RUN LOG
METALS

Lab Name: TestAmerica Canton Job No.: 240-28500-1

SDG No.:

Instrument ID: H4 Method: 7471B

Start Date: 09/04/2013 08:40 End Date: 09/04/2013 14:57

Lab Sample ID	D / F	Type	Time	Analytes																				
				Hg																				
ZZZZZZ			14:44																					
ZZZZZZ			14:46																					
ZZZZZZ			14:49																					
ZZZZZZ			14:51																					
ZZZZZZ			14:53																					
CCV 240-99995/11-A			14:55																					
CCB 240-99995/12-A			14:57																					

Prep Types

T = Total/NA

2A-IN
CALIBRATION VERIFICATIONS
METALS

Lab Name: TestAmerica Canton Job No.: 240-28500-1

SDG No.:

ICV Source: MTHgStd_00009 Concentration Units: ug/L

CCV Source: MTHGCALW_00454

Analyte	ICV 240-99995/8-A 09/04/2013 09:59				CCV 240-99995/11-A 09/04/2013 12:10				CCV 240-99995/11-A 09/04/2013 12:35			
	Found	C	True	%R	Found	C	True	%R	Found	C	True	%R
Mercury	5.47		5.00	109	10.8		10.0	108	10.7		10.0	107

Note! Calculations are performed before rounding to avoid round-off errors in calculated results.
Italicized analytes were not requested for this sequence.

2A-IN
CALIBRATION VERIFICATIONS
METALS

Lab Name: TestAmerica Canton Job No.: 240-28500-1

SDG No.:

ICV Source: MTHgStd_00009 Concentration Units: ug/L

CCV Source: MTHGCALW_00454

Analyte	CCV 240-99995/11-A 09/04/2013 13:00				CCV 240-99995/11-A 09/04/2013 13:06							
	Found	C	True	%R	Found	C	True	%R	Found	C	True	%R
Mercury	10.7		10.0	107	10.6		10.0	106				

Note! Calculations are performed before rounding to avoid round-off errors in calculated results.
Italicized analytes were not requested for this sequence.

2B-IN
CRQL CHECK STANDARD
METALS

Lab Name: TestAmerica Canton Job No.: 240-28500-1

SDG No.:

Method: 7471B Instrument ID: H4

Lab Sample ID: CRA 240-99995/10-A Concentration Units: ug/L

CRQL Check Standard Source: MTHGCALW_00454

Analyte	CRQL Check Standard				
	True	Found	Qualifiers	%R(1)	Limits
Mercury	0.200	0.140	J	70	50-150

Note! Calculations are performed before rounding to avoid round-off errors in calculated results.

FORM IIB-IN

3-IN
INSTRUMENT BLANKS
METALS

Lab Name: TestAmerica Canton Job No.: 240-28500-1

SDG No.:

Concentration Units: ug/L

Analyte	RL	ICB 240-99995/9-A 09/04/2013 10:01		CCB 240-99995/12-A 09/04/2013 12:13		CCB 240-99995/12-A 09/04/2013 12:37		CCB 240-99995/12-A 09/04/2013 13:02	
		Found	C	Found	C	Found	C	Found	C
Mercury	0.60	0.60	U	0.60	U	0.60	U	0.60	U

Italicized analytes were not requested for this sequence.

3-IN
INSTRUMENT BLANKS
METALS

Lab Name: TestAmerica Canton Job No.: 240-28500-1

SDG No.:

Concentration Units: ug/L

Analyte	RL	CCB 240-99995/12-A 09/04/2013 13:08							
		Found	C	Found	C	Found	C	Found	C
Mercury	0.60	0.60	U						

Italicized analytes were not requested for this sequence.

13-IN
ANALYSIS RUN LOG
METALS

Lab Name: TestAmerica Canton Job No.: 240-28500-1

SDG No.:

Instrument ID: I6 Method: 6010C

Start Date: 09/16/2013 08:02 End Date: 09/17/2013 05:30

Lab Sample ID	D / F	Type	Time	Analytes																		
				Ag	As	Ba	Be	Cd	Cr	Cu	Mo	Pb	Sb	Se	V	Zn						
STD 240-101673/1 IC			08:02	X	X	X	X	X	X	X	X	X	X	X	X	X						
CALSTD 240-101673/2 IC			08:08	X	X	X	X	X	X	X	X	X	X	X	X	X						
CALSTD 240-101673/3 IC			08:14	X	X	X	X	X	X	X	X	X	X	X	X	X						
CALSTD 240-101673/4 IC			08:19	X	X	X	X	X	X	X	X	X	X	X	X	X						
ICV 240-101673/5	1		08:23	X	X	X	X	X	X	X	X	X	X	X	X	X						
ICBIS 240-101673/6	1		08:29	X	X	X	X	X	X	X	X	X	X	X	X	X						
CRI 240-101673/7			08:35																			
CRI 240-101673/8	1		08:41	X	X	X	X	X	X	X	X	X	X	X	X	X						
ZZZZZZ			08:47																			
ICSA 240-101673/10	1		08:58	X	X	X	X	X	X	X	X	X	X	X	X	X						
ICSAB 240-101673/11	1		09:10	X	X	X	X	X	X	X	X	X	X	X	X	X						
CCV 240-101673/12	1		09:16	X	X	X	X	X	X	X	X	X	X	X	X	X						
CCB 240-101673/13	1		09:22	X	X	X	X	X	X	X	X	X	X	X	X	X						
240-28500-12	5	T	09:28	X	X	X	X	X	X	X	X	X	X	X	X	X						
ZZZZZZ			09:34																			
ZZZZZZ			09:40																			
ZZZZZZ			09:46																			
ZZZZZZ			09:52																			
ZZZZZZ			09:58																			
ZZZZZZ			10:04																			
ZZZZZZ			10:10																			
ZZZZZZ			10:16																			
ZZZZZZ			10:22																			
CCV 240-101673/24	1		10:27	X	X	X	X	X	X	X	X	X	X	X	X	X						
CCB 240-101673/25	1		10:33	X	X	X	X	X	X	X	X	X	X	X	X	X						
ZZZZZZ			10:39																			
ZZZZZZ			10:45																			
ZZZZZZ			10:51																			
ZZZZZZ			10:57																			
ZZZZZZ			11:03																			
ZZZZZZ			11:09																			
ZZZZZZ			11:15																			
ZZZZZZ			11:21																			
ZZZZZZ			11:27																			
ZZZZZZ			11:33																			
CCV 240-101673/36			11:38																			
CCB 240-101673/37			11:44																			
CCV 240-101673/38			11:55																			
CCB 240-101673/39			12:01																			
ZZZZZZ			12:07																			

13-IN
ANALYSIS RUN LOG
METALS

Lab Name: TestAmerica Canton Job No.: 240-28500-1

SDG No.:

Instrument ID: I6 Method: 6010C

Start Date: 09/16/2013 08:02 End Date: 09/17/2013 05:30

Lab Sample ID	D / F	Type	Time	Analytes																				
				Ag	As	Ba	Be	Cd	Cr	Cu	Mo	Pb	Sb	Se	V	Zn								
ZZZZZZ			12:13																					
ZZZZZZ			12:19																					
ZZZZZZ			12:25																					
ZZZZZZ			12:31																					
ZZZZZZ			12:37																					
ZZZZZZ			12:43																					
ZZZZZZ			12:49																					
ZZZZZZ			12:55																					
ZZZZZZ			13:01																					
CCV 240-101673/50			13:07																					
CCB 240-101673/51			13:12																					
ZZZZZZ			13:18																					
ZZZZZZ			13:24																					
ZZZZZZ			13:30																					
ZZZZZZ			13:36																					
ZZZZZZ			13:42																					
ZZZZZZ			13:48																					
ZZZZZZ			13:54																					
ZZZZZZ			14:00																					
ZZZZZZ			14:06																					
ZZZZZZ			14:12																					
CCV 240-101673/62			14:18																					
CCB 240-101673/63			14:24																					
ZZZZZZ			14:30																					
ZZZZZZ			14:36																					
ZZZZZZ			14:42																					
ZZZZZZ			14:48																					
ZZZZZZ			14:54																					
ZZZZZZ			15:00																					
ZZZZZZ			15:06																					
ZZZZZZ			15:12																					
ZZZZZZ			15:18																					
ZZZZZZ			15:24																					
CCV 240-101673/74			15:30																					
CCB 240-101673/75			15:36																					
ZZZZZZ			15:42																					
ZZZZZZ			15:48																					
ZZZZZZ			15:54																					
ZZZZZZ			15:59																					
ZZZZZZ			16:05																					
ZZZZZZ			16:11																					
ZZZZZZ			16:17																					

13-IN
ANALYSIS RUN LOG
METALS

Lab Name: TestAmerica Canton Job No.: 240-28500-1

SDG No.:

Instrument ID: I6 Method: 6010C

Start Date: 09/16/2013 08:02 End Date: 09/17/2013 05:30

Lab Sample ID	D/F	Type	Time	Analytes																			
				Ag	As	Ba	Be	Cd	Cr	Cu	Mo	Pb	Sb	Se	V	Zn							
ZZZZZZ			16:23																				
ZZZZZZ			16:29																				
ZZZZZZ			16:35																				
CCV 240-101673/86			16:41																				
CCB 240-101673/87			16:47																				
ZZZZZZ			16:53																				
ZZZZZZ			16:59																				
ZZZZZZ			17:05																				
ZZZZZZ			17:11																				
ZZZZZZ			17:17																				
ZZZZZZ			17:23																				
ZZZZZZ			17:29																				
CRI 240-101673/95	1		17:35	X	X	X	X	X	X	X	X	X	X	X	X	X							
ZZZZZZ			17:41																				
ZZZZZZ			17:47																				
CCV 240-101673/98			17:53																				
CCB 240-101673/99			17:59																				
ZZZZZZ			18:05																				
ZZZZZZ			18:11																				
ZZZZZZ			18:17																				
ZZZZZZ			18:23																				
ZZZZZZ			18:29																				
ZZZZZZ			18:35																				
ZZZZZZ			18:41																				
ZZZZZZ			18:47																				
ZZZZZZ			18:53																				
ZZZZZZ			18:59																				
CCV 240-101673/110			19:05																				
CCB 240-101673/111			19:11																				
ZZZZZZ			19:17																				
ZZZZZZ			19:23																				
ZZZZZZ			19:29																				
ZZZZZZ			19:35																				
ZZZZZZ			19:41																				
ZZZZZZ			19:47																				
ZZZZZZ			19:53																				
ZZZZZZ			19:59																				
ZZZZZZ			20:04																				
ZZZZZZ			20:10																				
CCV 240-101673/122			20:16																				
CCB 240-101673/123			20:23																				
ZZZZZZ			20:29																				

13-IN
ANALYSIS RUN LOG
METALS

Lab Name: TestAmerica Canton Job No.: 240-28500-1

SDG No.:

Instrument ID: I6 Method: 6010C

Start Date: 09/16/2013 08:02 End Date: 09/17/2013 05:30

Lab Sample ID	D / F	Type	Time	Analytes																				
				Ag	As	Ba	Be	Cd	Cr	Cu	Mo	Pb	Sb	Se	V	Zn								
ZZZZZZ			20:34																					
ZZZZZZ			20:40																					
ZZZZZZ			20:46																					
ZZZZZZ			20:52																					
ZZZZZZ			20:58																					
ZZZZZZ			21:04																					
ZZZZZZ			21:10																					
ZZZZZZ			21:16																					
ZZZZZZ			21:22																					
CCV 240-101673/134			21:28																					
CCB 240-101673/135			21:34																					
ZZZZZZ			21:40																					
ZZZZZZ			21:46																					
ZZZZZZ			21:52																					
ZZZZZZ			21:58																					
ZZZZZZ			22:04																					
ZZZZZZ			22:10																					
ZZZZZZ			22:16																					
ZZZZZZ			22:22																					
ZZZZZZ			22:28																					
ZZZZZZ			22:34																					
CCV 240-101673/146			22:40																					
CCB 240-101673/147			22:46																					
ZZZZZZ			22:52																					
ZZZZZZ			22:58																					
ZZZZZZ			23:04																					
ZZZZZZ			23:10																					
ZZZZZZ			23:16																					
ZZZZZZ			23:22																					
ZZZZZZ			23:28																					
ZZZZZZ			23:34																					
ZZZZZZ			23:40																					
ZZZZZZ			23:46																					
CCV 240-101673/158			23:52																					
CCB 240-101673/159			23:58																					
ZZZZZZ			00:04																					
ZZZZZZ			00:10																					
ZZZZZZ			00:16																					
ZZZZZZ			00:22																					
ZZZZZZ			00:28																					
ZZZZZZ			00:34																					
ZZZZZZ			00:40																					

13-IN
ANALYSIS RUN LOG
METALS

Lab Name: TestAmerica Canton Job No.: 240-28500-1

SDG No.:

Instrument ID: I6 Method: 6010C

Start Date: 09/16/2013 08:02 End Date: 09/17/2013 05:30

Lab Sample ID	D / F	Type	Time	Analytes																				
				Ag	As	Ba	Be	Cd	Cr	Cu	Mo	Pb	Sb	Se	V	Zn								
ZZZZZZ			00:46																					
ZZZZZZ			00:52																					
ZZZZZZ			00:58																					
CCV 240-101673/170			01:04																					
CCB 240-101673/171			01:10																					
ZZZZZZ			01:16																					
ZZZZZZ			01:22																					
ZZZZZZ			01:28																					
ZZZZZZ			01:34																					
ZZZZZZ			01:40																					
ZZZZZZ			01:46																					
ZZZZZZ			01:52																					
ZZZZZZ			01:58																					
ZZZZZZ			02:04																					
ZZZZZZ			02:10																					
CCV 240-101673/182			02:16																					
CCB 240-101673/183			02:22																					
ZZZZZZ			02:28																					
CCV 240-101673/185			02:34																					
CCB 240-101673/186			02:40																					
CCV 240-101673/187			04:47																					
CCB 240-101673/188			04:54																					
ZZZZZZ			05:00																					
ZZZZZZ			05:06																					
ZZZZZZ			05:12																					
ZZZZZZ			05:18																					
CCV 240-101673/193			05:24																					
CCB 240-101673/194			05:30																					

Prep Types

T = Total/NA

2A-IN
CALIBRATION VERIFICATIONS
METALS

Lab Name: TestAmerica Canton Job No.: 240-28500-1

SDG No.:

ICV Source: MT6500ICV_00012 Concentration Units: ug/L

CCV Source: MTICPCCV_00007

Analyte	ICV 240-101673/5 09/16/2013 08:23				CCV 240-101673/12 09/16/2013 09:16				CCV 240-101673/24 09/16/2013 10:27			
	Found	C	True	%R	Found	C	True	%R	Found	C	True	%R
Antimony	380		375	101	524		500	105	527		500	105
Arsenic	385		375	103	514		500	103	520		500	104
Barium	1550		1500	104	2060		2000	103	2070		2000	103
Beryllium	1580		1500	105	2100		2000	105	2100		2000	105
Cadmium	373		375	99	502		500	100	497		500	99
Chromium	1520		1500	101	2050		2000	103	2040		2000	102
Copper	1530		1500	102	2060		2000	103	2060		2000	103
Lead	376		375	100	501		500	100	495		500	99
Molybdenum	1530		1500	102	2060		2000	103	1990		2000	100
Selenium	381		375	102	511		500	102	507		500	101
Silver	775		750	103	1020		1000	102	1020		1000	102
Vanadium	1540		1500	103	2080		2000	104	2070		2000	104
Zinc	1540		1500	102	2050		2000	102	2030		2000	102
Cobalt	1490		1500	99	2030		2000	102	2020		2000	101
Nickel	1510		1500	100	2000		2000	100	1980		2000	99
Thallium	749		750	100	1040		1000	104	1030		1000	103

Note! Calculations are performed before rounding to avoid round-off errors in calculated results.
Italicized analytes were not requested for this sequence.

2B-IN
CRQL CHECK STANDARD
METALS

Lab Name: TestAmerica Canton Job No.: 240-28500-1

SDG No.:

Method: 6010C Instrument ID: I6

Lab Sample ID: CRI 240-101673/8 Concentration Units: ug/L

CRQL Check Standard Source: MTTRCRIC_00016

Analyte	CRQL Check Standard				
	True	Found	Qualifiers	%R(1)	Limits
Antimony	20.0	20.4		102	70-130
Arsenic	15.0	16.0		106	70-130
Barium	200	206		103	70-130
Beryllium	5.00	4.34	J	87	70-130
Cadmium	5.00	5.06		101	70-130
Chromium	10.0	9.46	J	95	70-130
Cobalt	10.0	11.0		110	70-130
Copper	20.0	19.1	J	95	70-130
Lead	10.0	9.60	J	96	70-130
Molybdenum	40.0	43.2		108	70-130
Nickel	40.0	40.4		101	70-130
Selenium	20.0	21.6		108	70-130
Silver	10.0	10.5		105	70-130
Thallium	20.0	19.7	J	99	70-130
Vanadium	10.0	10.5		105	70-130
Zinc	50.0	53.6		107	70-130

Lab Sample ID: CRI 240-101673/95 Concentration Units: ug/L

CRQL Check Standard Source: MTTRCRIC_00016

Analyte	CRQL Check Standard				
	True	Found	Qualifiers	%R(1)	Limits
Antimony	20.0	20.7		104	70-130
Arsenic	15.0	15.7		105	70-130
Barium	200	208		104	70-130
Beryllium	5.00	4.57	J	91	70-130
Cadmium	5.00	5.21		104	70-130
Chromium	10.0	10.3		103	70-130
Cobalt	10.0	10.8		108	70-130
Copper	20.0	20.9	J	104	70-130
Lead	10.0	9.65	J	97	70-130
Molybdenum	40.0	44.8		112	70-130
Nickel	40.0	41.1		103	70-130
Selenium	20.0	21.9		110	70-130
Silver	10.0	10.1		101	70-130
Thallium	20.0	22.1		110	70-130

Note! Calculations are performed before rounding to avoid round-off errors in calculated results.

FORM IIB-IN

2B-IN
CRQL CHECK STANDARD
METALS

Lab Name: TestAmerica Canton Job No.: 240-28500-1

SDG No.:

Method: 6010C Instrument ID: I6

Lab Sample ID: CRI 240-101673/95 Concentration Units: ug/L

CRQL Check Standard Source: MTTRCRIC_00016

Analyte	CRQL Check Standard				
	True	Found	Qualifiers	%R(1)	Limits
Vanadium	10.0	10.8		108	70-130
Zinc	50.0	55.1		110	70-130

Note! Calculations are performed before rounding to avoid round-off errors in calculated results.

FORM IIB-IN

3-IN
INSTRUMENT BLANKS
METALS

Lab Name: TestAmerica Canton Job No.: 240-28500-1

SDG No.:

Concentration Units: ug/L

Analyte	RL	ICBIS 240-101673/6 09/16/2013 08:29		CCB 240-101673/13 09/16/2013 09:22		CCB 240-101673/25 09/16/2013 10:33			
		Found	C	Found	C	Found	C	Found	C
Antimony	20	20	U	20	U	20	U		
Arsenic	15	15	U	15	U	15	U		
Barium	200	200	U	200	U	200	U		
Beryllium	5.0	5.0	U	5.0	U	5.0	U		
Cadmium	5.0	5.0	U	5.0	U	5.0	U		
Chromium	10	10	U	10	U	10	U		
Copper	25	25	U	25	U	25	U		
Lead	10	10	U	~~10~~	U	10	U		
Molybdenum	40	6.08	J	7.60	J	6.94	J		
Selenium	20	20	U	20	U	20	U		
Silver	10	10	U	10	U	10	U		
Vanadium	10	10	U	10	U	10	U		
Zinc	50	50	U	50	U	50	U		
Cobalt	10	10	U	10	U	10	U		
Nickel	40	40	U	40	U	40	U		
Thallium	20	20	U	20	U	20	U		

Italicized analytes were not requested for this sequence.

4A-IN
INTERFERENCE CHECK STANDARD
METALS

Lab Name: TestAmerica Canton Job No.: 240-28500-1

SDG No.:

Lab Sample ID: ICSA 240-101673/10 Instrument ID: I6

Lab File ID: I60916A ICS Source: MTTRICSAW_00019

Concentration Units: ug/L

Analyte	True Solution A	Found Solution A	Percent Recovery
Antimony		**2.99**	
Arsenic		**0.966**	
Barium		**1.58**	
Beryllium		**0.0586**	
Cadmium		**0.754**	
Chromium		**-1.52**	
Copper		**2.77**	
Lead		**-3.35**	
Molybdenum		**-0.334**	
Selenium		**-3.78**	
Silver		**-0.472**	
Vanadium		**-0.203**	
Zinc		**3.39**	
Aluminum	*500000*	*486762*	*97*
Boron		*2.48*	
Calcium	*500000*	*502449*	*100*
Cobalt		*-0.335*	
Iron	*200000*	*196369*	*98*
Magnesium	*500000*	*496637*	*99*
Manganese		*3.74*	
Nickel		*-1.15*	
Potassium		*11.7*	
Sodium		*-1104*	
Thallium		*-1.18*	
Tin		*1.78*	

Calculations are performed before rounding to avoid round-off errors in calculated results.

FORM IVA-IN

4A-IN
INTERFERENCE CHECK STANDARD
METALS

Lab Name: TestAmerica Canton Job No.: 240-28500-1

SDG No.:

Lab Sample ID: ICSAB 240-101673/11 Instrument ID: I6

Lab File ID: I60916A ICS Source: MTICPICSABW_00001

Concentration Units: ug/L

Analyte	True Solution AB	Found Solution AB	Percent Recovery
Antimony	**1000**	**1030**	**103**
Arsenic	**1000**	**1060**	**106**
Barium	**500**	**548**	**110**
Beryllium	**500**	**536**	**107**
Cadmium	**1000**	**989**	**99**
Chromium	**500**	**509**	**102**
Copper	**500**	**545**	**109**
Lead	**1000**	**981**	**98**
Molybdenum	**1000**	**1029**	**103**
Selenium	**1000**	**1034**	**103**
Silver	**1000**	**1094**	**109**
Vanadium	**500**	**522**	**104**
Zinc	**1000**	**1053**	**105**
Aluminum	*500000*	*509044*	*102*
Boron	*500*	*540*	*108*
Calcium	*500000*	*515524*	*103*
Cobalt	*500*	*498*	*100*
Iron	*200000*	*204644*	*102*
Magnesium	*500000*	*515131*	*103*
Manganese	*500*	*526*	*105*
Nickel	*1000*	*965*	*96*
Potassium	*10000*	*11171*	*112*
Sodium	*10000*	*11019*	*110*
Thallium	*1000*	*1025*	*103*
Tin	*500*	*511*	*102*

Calculations are performed before rounding to avoid round-off errors in calculated results.

FORM IVA-IN

13-IN
ANALYSIS RUN LOG
METALS

Lab Name: TestAmerica Canton Job No.: 240-28500-1

SDG No.:

Instrument ID: I9 Method: 6010C

Start Date: 09/04/2013 14:07 End Date: 09/05/2013 10:57

Lab Sample ID	D / F	Type	Time	Analytes																			
				Ag	As	Ba	Be	Cd	Co	Cr	Cu	Mo	Ni	Pb	Sb	Se	Tl	V	Zn				
ICIS 240-100170/1	1		14:07	X	X	X	X	X	X	X	X	X	X	X	X	X	X	X	X				
CALSTD 240-100170/2 IC			14:11	X	X	X	X	X	X	X	X	X	X	X	X	X	X	X	X				
CALSTD 240-100170/3 IC			14:15	X	X	X	X	X	X	X	X	X	X	X	X	X	X	X	X				
ICV 240-100170/4	1		14:19	X	X	X	X	X	X	X	X	X	X	X	X	X	X	X	X				
ICB 240-100170/5	1		14:23	X	X	X	X	X	X	X	X	X	X	X	X	X	X	X	X				
CRI 240-100170/6			14:27																				
ZZZZZZ			14:31																				
ICSA 240-100170/8	1		14:35	X	X	X	X	X	X	X	X	X	X	X	X	X	X	X	X				
ICSAB 240-100170/9	1		14:39	X	X	X	X	X	X	X	X	X	X	X	X	X	X	X	X				
CCV 240-100170/10			14:43																				
CCB 240-100170/11			14:47																				
ZZZZZZ			14:51																				
ZZZZZZ			14:55																				
ZZZZZZ			15:00																				
ZZZZZZ			15:04																				
ZZZZZZ			15:08																				
ZZZZZZ			15:12																				
CCV 240-100170/18			15:16																				
CCB 240-100170/19			15:20																				
CRI 240-100170/20	1		15:28	X	X	X	X	X	X	X	X	X	X	X	X	X	X	X	X				
ZZZZZZ			15:32																				
ZZZZZZ			15:36																				
ZZZZZZ			15:40																				
ZZZZZZ			15:44																				
ZZZZZZ			15:48																				
ZZZZZZ			15:52																				
ZZZZZZ			15:56																				
ZZZZZZ			16:00																				
ZZZZZZ			16:04																				
CCV 240-100170/30			16:08																				
CCB 240-100170/31			16:11																				
ZZZZZZ			16:16																				
ZZZZZZ			16:20																				
ZZZZZZ			16:24																				
ZZZZZZ			16:28																				
ZZZZZZ			16:31																				
ZZZZZZ			16:35																				
ZZZZZZ			16:39																				
ZZZZZZ			16:43																				
ZZZZZZ			16:47																				
ZZZZZZ			16:51																				

13-IN
ANALYSIS RUN LOG
METALS

Lab Name: TestAmerica Canton Job No.: 240-28500-1

SDG No.:

Instrument ID: I9 Method: 6010C

Start Date: 09/04/2013 14:07 End Date: 09/05/2013 10:57

Lab Sample ID	D / F	Type	Time	Analytes																			
				Ag	As	Ba	Be	Cd	Co	Cr	Cu	Mo	Ni	Pb	Sb	Se	Tl	V	Zn				
CCV 240-100170/42			16:55																				
CCB 240-100170/43			16:59																				
ZZZZZZ			17:03																				
ZZZZZZ			17:07																				
ZZZZZZ			17:11																				
ZZZZZZ			17:15																				
ZZZZZZ			17:19																				
ZZZZZZ			17:23																				
ZZZZZZ			17:27																				
ZZZZZZ			17:31																				
ZZZZZZ			17:35																				
ZZZZZZ			17:39																				
CCV 240-100170/54			17:43																				
CCB 240-100170/55			17:47																				
ZZZZZZ			17:51																				
ZZZZZZ			17:55																				
ZZZZZZ			17:59																				
ZZZZZZ			18:03																				
ZZZZZZ			18:07																				
ZZZZZZ			18:11																				
ZZZZZZ			18:15																				
ZZZZZZ			18:19																				
ZZZZZZ			18:23																				
ZZZZZZ			18:27																				
CCV 240-100170/66	1		18:31	X	X	X	X	X	X	X	X	X	X	X	X	X	X	X	X				
CCB 240-100170/67	1		18:35	X	X	X	X	X	X	X	X	X	X	X	X	X	X	X	X				
ZZZZZZ			18:39																				
ZZZZZZ			18:43																				
ZZZZZZ			18:47																				
ZZZZZZ			18:51																				
ZZZZZZ			18:55																				
MB 240-99736/1-A	1	T	18:59	X	X	X	X	X	X	X	X	X	X	X	X	X	X	X	X				
LCS 240-99736/2-A	1	T	19:03	X	X	X	X	X	X	X	X	X	X	X	X	X	X	X	X				
ZZZZZZ			19:06																				
240-28498-G-1-A SD ^5	5	T	19:10	X	X	X	X	X	X	X	X	X	X	X	X	X	X	X	X				
240-28498-G-1-B DU	1	T	19:14	X	X	X	X	X	X	X	X	X	X	X	X	X	X	X	X				
CCV 240-100170/78	1		19:18	X	X	X	X	X	X	X	X	X	X	X	X	X	X	X	X				
CCB 240-100170/79	1		19:22	X	X	X	X	X	X	X	X	X	X	X	X	X	X	X	X				
240-28498-G-1-C MS	1	T	19:26	X	X	X	X	X	X	X	X	X	X	X	X	X	X	X	X				
ZZZZZZ			19:30																				
240-28500-1	1	T	19:34	X	X	X	X	X	X	X	X	X	X	X	X	X	X	X	X				
240-28500-2	1	T	19:38	X	X	X	X	X	X	X	X	X	X	X	X	X	X	X	X				

13-IN
ANALYSIS RUN LOG
METALS

Lab Name: TestAmerica Canton Job No.: 240-28500-1

SDG No.:

Instrument ID: I9 Method: 6010C

Start Date: 09/04/2013 14:07 End Date: 09/05/2013 10:57

Lab Sample ID	D / F	Type	Time	Analytes																			
				Ag	As	Ba	Be	Cd	Co	Cr	Cu	Mo	Ni	Pb	Sb	Se	Tl	V	Zn				
240-28500-3	1	T	19:42	x	x	x	x	x	x	x	x	x	x	x	x	x	x	x	x				
240-28500-4	1	T	19:46	x	x	x	x	x	x	x	x	x	x	x	x	x	x	x	x				
240-28500-5	1	T	19:50	x	x	x	x	x	x	x	x	x	x	x	x	x	x	x	x				
240-28500-6	1	T	19:54	x	x	x	x	x	x	x	x	x	x	x	x	x	x	x	x				
240-28500-7	1	T	19:58	x	x	x	x	x	x	x	x	x	x	x	x	x	x	x	x				
240-28500-8	1	T	20:02	x	x	x	x	x	x	x	x	x	x	x	x	x	x	x	x				
CCV 240-100170/90	1		20:06	x	x	x	x	x	x	x	x	x	x	x	x	x	x	x	x				
CCB 240-100170/91	1		20:10	x	x	x	x	x	x	x	x	x	x	x	x	x	x	x	x				
240-28500-9	1	T	20:14	x	x	x	x	x	x	x	x	x	x	x	x	x	x	x	x				
240-28500-10	1	T	20:18	x	x	x	x	x	x	x	x	x	x	x	x	x	x	x	x				
240-28500-11	1	T	20:22	x	x	x	x	x	x	x	x	x	x	x	x	x	x	x	x				
240-28500-12	1	T	20:26						x				x				x						
240-28500-14	1	T	20:30	x	x	x	x	x	x	x	x	x	x	x	x	x	x	x	x				
ZZZZZZ			20:34																				
ZZZZZZ			20:38																				
ZZZZZZ			20:42																				
ZZZZZZ			20:46																				
ZZZZZZ			20:50																				
CCV 240-100170/102	1		20:54	x	x	x	x	x	x	x	x	x	x	x	x	x	x	x	x				
CCB 240-100170/103	1		20:58	x	x	x	x	x	x	x	x	x	x	x	x	x	x	x	x				
ZZZZZZ			21:02																				
ZZZZZZ			21:06																				
ZZZZZZ			21:10																				
ZZZZZZ			21:15																				
ZZZZZZ			21:19																				
ZZZZZZ			21:24																				
ZZZZZZ			21:28																				
ZZZZZZ			21:32																				
ZZZZZZ			21:36																				
ZZZZZZ			21:41																				
CCV 240-100170/114			21:45																				
CCB 240-100170/115			21:49																				
ZZZZZZ			21:53																				
ZZZZZZ			21:57																				
ZZZZZZ			22:01																				
ZZZZZZ			22:06																				
ZZZZZZ			22:10																				
ZZZZZZ			22:14																				
ZZZZZZ			22:18																				
ZZZZZZ			22:22																				
CCV 240-100170/124			22:26																				
CCB 240-100170/125			22:30																				

13-IN
ANALYSIS RUN LOG
METALS

Lab Name: TestAmerica Canton Job No.: 240-28500-1

SDG No.:

Instrument ID: I9 Method: 6010C

Start Date: 09/04/2013 14:07 End Date: 09/05/2013 10:57

Lab Sample ID	D / F	Type	Time	Analytes																				
				Ag	As	Ba	Be	Cd	Co	Cr	Cu	Mo	Ni	Pb	Sb	Se	Tl	V	Zn				
CCV 240-100170/126			08:37																					
CCB 240-100170/127			08:41																					
CCV 240-100170/128			08:47																					
CCB 240-100170/129			08:51																					
ZZZZZZ			09:00																					
ZZZZZZ			09:04																					
CCV 240-100170/132			09:07																					
CCB 240-100170/133			09:11																					
CRI 240-100170/134	1		09:15	X	X	X	X	X	X	X	X	X	X	X	X	X	X	X	X	X				
CCV 240-100170/135			09:39																					
CCB 240-100170/136			09:43																					
ZZZZZZ			09:47																					
CCV 240-100170/138			09:51																					
CCB 240-100170/139			09:55																					
ZZZZZZ			09:59																					
ZZZZZZ			10:03																					
ZZZZZZ			10:07																					
ZZZZZZ			10:11																					
ZZZZZZ			10:15																					
ZZZZZZ			10:19																					
ZZZZZZ			10:23																					
ZZZZZZ			10:27																					
ZZZZZZ			10:31																					
ZZZZZZ			10:35																					
CCV 240-100170/150			10:39																					
CCB 240-100170/151			10:43																					
ZZZZZZ			10:47																					
CCV 240-100170/153			10:53																					
CCB 240-100170/154			10:57																					

Prep Types
T = Total/NA

2A-IN
CALIBRATION VERIFICATIONS
METALS

Lab Name: TestAmerica Canton Job No.: 240-28500-1

SDG No.:

ICV Source: MT6500ICV_00012 Concentration Units: ug/L

CCV Source: MTICPCCV_00006

Analyte	ICV 240-100170/4 09/04/2013 14:19				CCV 240-100170/66 09/04/2013 18:31				CCV 240-100170/78 09/04/2013 19:18			
	Found	C	True	%R	Found	C	True	%R	Found	C	True	%R
Antimony	396		375	105	524		500	105	515		500	103
Arsenic	396		375	106	532		500	106	526		500	105
Barium	1500		1500	100	1960		2000	98	1950		2000	98
Beryllium	1540		1500	102	2010		2000	101	2000		2000	100
Cadmium	391		375	104	524		500	105	517		500	103
Chromium	1500		1500	100	1980		2000	99	1980		2000	99
Cobalt	1540		1500	103	2130		2000	106	2100		2000	105
Copper	1490		1500	100	1960		2000	98	1960		2000	98
Lead	382		375	102	510		500	102	506		500	101
Molybdenum	1570		1500	104	2120		2000	106	2090		2000	105
Nickel	1570		1500	104	2120		2000	106	2090		2000	105
Selenium	388		375	104	520		500	104	511		500	102
Silver	763		750	102	989		1000	99	988		1000	99
Thallium	775		750	103	1060		1000	106	1040		1000	104
Vanadium	1530		1500	102	2030		2000	102	2020		2000	101
Zinc	1580		1500	105	2170		2000	108	2130		2000	107

Note! Calculations are performed before rounding to avoid round-off errors in calculated results.
Italicized analytes were not requested for this sequence.

2A-IN
CALIBRATION VERIFICATIONS
METALS

Lab Name: TestAmerica Canton Job No.: 240-28500-1

SDG No.:

ICV Source: MT6500ICV_00012 Concentration Units: ug/L

CCV Source: MTICPCCV_00006

Analyte	CCV 240-100170/90 09/04/2013 20:06				CCV 240-100170/102 09/04/2013 20:54							
	Found	C	True	%R	Found	C	True	%R	Found	C	True	%R
Antimony	514		500	103	520		500	104				
Arsenic	527		500	105	529		500	106				
Barium	1940		2000	97	1940		2000	97				
Beryllium	1970		2000	99	1980		2000	99				
Cadmium	516		500	103	520		500	104				
Chromium	1960		2000	98	1960		2000	98				
Cobalt	2100		2000	105	2110		2000	105				
Copper	1930		2000	97	1930		2000	97				
Lead	503		500	101	506		500	101				
Molybdenum	2090		2000	105	2100		2000	105				
Nickel	2100		2000	105	2100		2000	105				
Selenium	513		500	103	514		500	103				
Silver	978		1000	98	977		1000	98				
Thallium	1040		1000	104	1050		1000	105				
Vanadium	2000		2000	100	2000		2000	100				
Zinc	2140		2000	107	2150		2000	107				

Note! Calculations are performed before rounding to avoid round-off errors in calculated results.
Italicized analytes were not requested for this sequence.

2B-IN
CRQL CHECK STANDARD
METALS

Lab Name: TestAmerica Canton Job No.: 240-28500-1

SDG No.:

Method: 6010C Instrument ID: I9

Lab Sample ID: CRI 240-100170/20 Concentration Units: ug/L

CRQL Check Standard Source: MTTRCRIC_00016

Analyte	CRQL Check Standard				
	True	Found	Qualifiers	%R(1)	Limits
Antimony	20.0	22.5		113	70-130
Arsenic	15.0	14.5	J	97	70-130
Barium	200	195	J	98	70-130
Beryllium	5.00	4.85	J	97	70-130
Cadmium	5.00	5.21		104	70-130
Chromium	10.0	10.0		100	70-130
Cobalt	10.0	10.5		105	70-130
Copper	20.0	21.3	J	107	70-130
Lead	10.0	10.1		101	70-130
Molybdenum	40.0	41.0		102	70-130
Nickel	40.0	41.4		103	70-130
Selenium	20.0	20.3		101	70-130
Silver	10.0	10.1		101	70-130
Thallium	20.0	21.0		105	70-130
Vanadium	10.0	9.85	J	98	70-130
Zinc	50.0	51.0		102	70-130

Lab Sample ID: CRI 240-100170/134 Concentration Units: ug/L

CRQL Check Standard Source: MTTRCRIC_00016

Analyte	CRQL Check Standard				
	True	Found	Qualifiers	%R(1)	Limits
Antimony	20.0	22.8		114	70-130
Arsenic	15.0	15.1		101	70-130
Barium	200	189	J	95	70-130
Beryllium	5.00	4.75	J	95	70-130
Cadmium	5.00	4.85	J	97	70-130
Chromium	10.0	9.50	J	95	70-130
Cobalt	10.0	10.1		101	70-130
Copper	20.0	20.0	J	100	70-130
Lead	10.0	10.0		100	70-130
Molybdenum	40.0	40.0		100	70-130
Nickel	40.0	39.8	J	100	70-130
Selenium	20.0	21.1		105	70-130
Silver	10.0	9.79	J	98	70-130
Thallium	20.0	20.4		102	70-130

Note! Calculations are performed before rounding to avoid round-off errors in calculated results.

FORM IIB-IN

2B-IN
CRQL CHECK STANDARD
METALS

Lab Name: TestAmerica Canton Job No.: 240-28500-1

SDG No.:

Method: 6010C Instrument ID: I9

Lab Sample ID: CRI 240-100170/134 Concentration Units: ug/L

CRQL Check Standard Source: MTTRCRIC_00016

Analyte	CRQL Check Standard				
	True	Found	Qualifiers	%R(1)	Limits
Vanadium	10.0	10.6		106	70-130
Zinc	50.0	50.1		100	70-130

Note! Calculations are performed before rounding to avoid round-off errors in calculated results.

FORM IIB-IN

3-IN
INSTRUMENT BLANKS
METALS

Lab Name: TestAmerica Canton Job No.: 240-28500-1

SDG No.:

Concentration Units: ug/L

Analyte	RL	ICB 240-100170/5 09/04/2013 14:23		CCB 240-100170/67 09/04/2013 18:35		CCB 240-100170/79 09/04/2013 19:22		CCB 240-100170/91 09/04/2013 20:10	
		Found	C	Found	C	Found	C	Found	C
Antimony	20	4.24	J	2.17	J	2.82	J	2.18	J
Arsenic	15	15	U	15	U	15	U	15	U
Barium	200	200	U	200	U	200	U	200	U
Beryllium	5.0	5.0	U	5.0	U	5.0	U	5.0	U
Cadmium	5.0	5.0	U	5.0	U	5.0	U	5.0	U
Chromium	10	10	U	10	U	10	U	10	U
Cobalt	10	10	U	10	U	10	U	10	U
Copper	25	25	U	25	U	25	U	25	U
Lead	10	10	U	10	U	10	U	10	U
Molybdenum	40	1.36	J	40	U	40	U	40	U
Nickel	40	40	U	40	U	40	U	40	U
Selenium	20	20	U	20	U	20	U	20	U
Silver	10	10	U	10	U	10	U	10	U
Thallium	20	20	U	20	U	20	U	20	U
Vanadium	10	10	U	10	U	10	U	10	U
Zinc	50	50	U	50	U	50	U	50	U

Italicized analytes were not requested for this sequence.

3-IN
INSTRUMENT BLANKS
METALS

Lab Name: TestAmerica Canton Job No.: 240-28500-1

SDG No.:

Concentration Units: ug/L

Analyte	RL	CCB 240-100170/103 09/04/2013 20:58							
		Found	C	Found	C	Found	C	Found	C
Antimony	20	2.43	J						
Arsenic	15	15	U						
Barium	200	200	U						
Beryllium	5.0	5.0	U						
Cadmium	5.0	5.0	U						
Chromium	10	10	U						
Cobalt	10	10	U						
Copper	25	25	U						
Lead	10	10	U						
Molybdenum	40	40	U						
Nickel	40	40	U						
Selenium	20	20	U						
Silver	10	10	U						
Thallium	20	20	U						
Vanadium	10	10	U						
Zinc	50	50	U						

Italicized analytes were not requested for this sequence.

4A-IN
INTERFERENCE CHECK STANDARD
METALS

Lab Name: TestAmerica Canton Job No.: 240-28500-1

SDG No.:

Lab Sample ID: ICSA 240-100170/8 Instrument ID: I9

Lab File ID: I9090413A.asc ICS Source: MTTRICSAW_00019

Concentration Units: ug/L

Analyte	True Solution A	Found Solution A	Found Percent Recovery
Antimony		**0.909**	
Arsenic		**-1.79**	
Barium		**0.234**	
Beryllium		**-0.308**	
Cadmium		**0.320**	
Chromium		**3.15**	
Cobalt		**-0.687**	
Copper		**0.911**	
Lead		**-0.824**	
Molybdenum		**-3.49**	
Nickel		**3.24**	
Selenium		**-1.85**	
Silver		**0.0780**	
Thallium		**3.77**	
Vanadium		**0.306**	
Zinc		**10.0**	
Aluminum	*500000*	*508790*	*102*
Boron		*-0.564*	
Calcium	*500000*	*478490*	*96*
Iron	*200000*	*191120*	*96*
Lithium		*-29.4*	
Magnesium	*500000*	*509950*	*102*
Manganese		*2.60*	
Potassium		*182*	
Silicon		*0.862*	
Sodium		*214*	
Strontium		*10.9*	
Tin		*2.66*	
Titanium		*0.0260*	

Calculations are performed before rounding to avoid round-off errors in calculated results.

FORM IVA-IN

4A-IN
INTERFERENCE CHECK STANDARD
METALS

Lab Name: TestAmerica Canton Job No.: 240-28500-1

SDG No.:

Lab Sample ID: ICSAB 240-100170/9 Instrument ID: I9

Lab File ID: I9090413A.asc ICS Source: MTICPICSABW_00001

Concentration Units: ug/L

Analyte	True Solution AB	Found Solution AB	Percent Recovery
Antimony	**1000**	**1046**	**105**
Arsenic	**1000**	**1063**	**106**
Barium	**500**	**502**	**100**
Beryllium	**500**	**498**	**100**
Cadmium	**1000**	**1077**	**108**
Chromium	**500**	**492**	**98**
Cobalt	**500**	**522**	**104**
Copper	**500**	**528**	**106**
Lead	**1000**	**941**	**94**
Molybdenum	**1000**	**1008**	**101**
Nickel	**1000**	**1038**	**104**
Selenium	**1000**	**1041**	**104**
Silver	**1000**	**1089**	**109**
Thallium	**1000**	**1002**	**100**
Vanadium	**500**	**493**	**99**
Zinc	**1000**	**1054**	**105**
Aluminum	*500000*	*516570*	*103*
Boron	*500*	*521*	*104*
Calcium	*500000*	*486480*	*97*
Iron	*200000*	*193200*	*97*
Lithium	*500*	*492*	*98*
Magnesium	*500000*	*516320*	*103*
Manganese	*500*	*497*	*99*
Potassium	*10000*	*10736*	*107*
Silicon	*10000*	*9986*	*100*
Sodium	*10000*	*10833*	*108*
Strontium	*1500*	*1465*	*98*
Tin	*500*	*530*	*106*
Titanium	*500*	*506*	*101*

Calculations are performed before rounding to avoid round-off errors in calculated results.

FORM IVA-IN

9-IN
DETECTION LIMITS
GENERAL CHEMISTRY

Lab Name: TestAmerica Canton Job Number: 240-28500-1

SDG Number:

Matrix: Solid Instrument ID: ERNIE-CR

Method: 7196A MDL Date: 01/27/2010 16:56

Prep Method: 3060A

Analyte	Wavelength/ Mass	RL (mg/Kg)	MDL (mg/Kg)
Cr (VI)		0.8	0.27

9-IN

CALIBRATION BLANK DETECTION LIMITS

GENERAL CHEMISTRY

Lab Name: TestAmerica Canton Job Number: 240-28500-1

SDG Number:

Matrix: Solid Instrument ID: ERNIE-CR

Method: 7196A XMDL Date: 01/27/2010 16:56

Analyte	Wavelength/ Mass	XRL (mg/Kg)	XMDL (mg/Kg)
Cr (VI)		0.8	0.27

9-IN
DETECTION LIMITS
GENERAL CHEMISTRY

Lab Name: TestAmerica Canton Job Number: 240-28500-1

SDG Number:

Matrix: Solid Instrument ID: NOEQUIP

Method: Moisture RL Date: 01/28/2010 09:24

Analyte	Wavelength/ Mass	RL (%)	
Percent Solids		0.1	

9-IN
CALIBRATION BLANK DETECTION LIMITS
GENERAL CHEMISTRY

Lab Name: TestAmerica Canton Job Number: 240-28500-1

SDG Number:

Matrix: Solid Instrument ID: NOEQUIP

Method: Moisture XRL Date: 01/28/2010 09:24

Analyte	Wavelength/ Mass	XRL (mg/L)	
Percent Solids		10	

FORM IX - IN

12-IN
PREPARATION LOG
GENERAL CHEMISTRY

Lab Name: TestAmerica Canton Job No.: 240-28500-1

SDG No.:

Prep Method: 3060A

Lab Sample ID	Preparation Date	Prep Batch	Initial Weight (g)	Initial Volume	Final Volume (mL)
MB 240-99886/9-A	09/03/2013 08:36	99886	2.5		100
LCSS 240-99886/10-A	09/03/2013 08:36	99886	2.5		100
LCSI 240-99886/11-A	09/03/2013 08:36	99886	2.5		100
240-28500-1	09/03/2013 08:36	99886	2.5		100
240-28500-2	09/03/2013 08:36	99886	2.5		100

12-IN
PREPARATION LOG
GENERAL CHEMISTRY

Lab Name: TestAmerica Canton Job No.: 240-28500-1

SDG No.:

Prep Method: 3060A

Lab Sample ID	Preparation Date	Prep Batch	Initial Weight (g)	Initial Volume	Final Volume (mL)
MB 240-101138/9-A	09/12/2013 08:48	101138	2.5		100
LCSS 240-101138/10-A	09/12/2013 08:48	101138	2.5		100
LCSI 240-101138/11-A	09/12/2013 08:48	101138	2.5		100
240-28500-3	09/12/2013 08:48	101138	2.5		100
240-28500-4	09/12/2013 08:48	101138	2.5		100
240-28500-5	09/12/2013 08:48	101138	2.5		100
240-28500-6	09/12/2013 08:48	101138	2.5		100
240-28500-7	09/12/2013 08:48	101138	2.5		100
240-28500-8	09/12/2013 08:48	101138	2.5		100
240-28500-9	09/12/2013 08:48	101138	2.5		100
240-28500-10	09/12/2013 08:48	101138	2.5		100
240-28500-11	09/12/2013 08:48	101138	2.5		100
240-28500-12	09/12/2013 08:48	101138	2.5		100
240-28500-14	09/12/2013 08:48	101138	2.5		100

3-IN
METHOD BLANK
GENERAL CHEMISTRY

Lab Name: TestAmerica Canton Job No.: 240-28500-1

SDG No.:

Method	Lab Sample ID	Analyte	Result	Qual	Units	RL	Dil
Batch ID: 100238	Date: 09/04/2013 00:00		Prep Batch: 99886		Date: 09/03/2013 08:36		
7196A	MB 240-99886/9-A	Cr (VI)	0.270	J	mg/Kg	0.80	1
Batch ID: 101946	Date: 09/18/2013 00:00		Prep Batch: 101138		Date: 09/12/2013 08:48		
7196A	MB 240-101138/9-A	Cr (VI)	0.80	U	mg/Kg	0.80	1

FORM III-IN

7A-IN
LAB CONTROL SAMPLE SOLUBLE
GENERAL CHEMISTRY

Lab Name: TestAmerica Canton Job No.: 240-28500-1

SDG No.:

Matrix: Solid

Method	Lab Sample ID	Analyte	Result	C	Unit	Spike Amount	Pct. Rec.	Limits	RPD	RPD Limit	Q
Batch ID: 100238	Date: 09/04/2013 00:00		Prep Batch: 99886			Date: 09/03/2013 08:36					
						LCS Source: WCCHROME50PM2_00011					
7196A	LCSS 240-99886/10-A	Cr (VI)	20.2		mg/Kg	20.0	101	90-110			
Batch ID: 100238	Date: 09/04/2013 00:00		Prep Batch: 99886			Date: 09/03/2013 08:36					
						LCS Source: WCPBCHROMATE_00004					
7196A	LCSI 240-99886/11-A	Cr (VI)	540		mg/Kg	643	84	75-125			
Batch ID: 101946	Date: 09/18/2013 00:00		Prep Batch: 101138			Date: 09/12/2013 08:48					
						LCS Source: WCCHROME50PM2_00011					
7196A	LCSS 240-101138/10-A	Cr (VI)	21.1		mg/Kg	20.0	106	90-110			
Batch ID: 101946	Date: 09/18/2013 00:00		Prep Batch: 101138			Date: 09/12/2013 08:48					
						LCS Source: WCPBCHROMATE_00004					
7196A	LCSI 240-101138/11-A	Cr (VI)	540		mg/Kg	643	84	75-125			

Calculations are performed before rounding to avoid round-off errors in calculated results.

FORM VIIA-IN

13-IN
ANALYSIS RUN LOG
GENERAL CHEMISTRY

Lab Name: TestAmerica Canton Job No.: 240-28500-1

SDG No.:

Instrument ID: ERNIE-CR Method: 7196A

Start Date: 09/04/2013 00:00 End Date: 09/04/2013 16:57

Lab Sample ID	D / F	Type	Time	Analytes																				
				Cr6																				
ICV 240-99886/7-A	1		00:00	X																				
ICB 240-99886/8-A	1		00:00	X																				
MB 240-99886/9-A	1	T	00:00	X																				
LCSS 240-99886/10-A	1	T	00:00	X																				
LCSI 240-99886/11-A	1	T	00:00	X																				
CCB 240-99886/13-A	1		00:00	X																				
CCV 240-99886/12-A	1		15:02	X																				
ZZZZZZ			15:08																					
CCV 240-99886/12-A			15:11																					
CCB 240-99886/13-A			15:12																					
ZZZZZZ			15:16																					
CCV 240-99886/12-A			15:19																					
CCB 240-99886/13-A			15:19																					
ZZZZZZ			15:36																					
CCV 240-99886/12-A			15:37																					
CCB 240-99886/13-A			15:37																					
ZZZZZZ			15:41																					
CCV 240-99886/12-A			15:44																					
CCB 240-99886/13-A			15:44																					
ZZZZZZ			15:48																					
CCV 240-99886/12-A			15:51																					
CCB 240-99886/13-A			15:51																					
ZZZZZZ			16:14																					
CCV 240-99886/12-A			16:15																					
CCB 240-99886/13-A			16:15																					
ZZZZZZ			16:19																					
ZZZZZZ			16:20																					
CCV 240-99886/12-A			16:21																					
CCB 240-99886/13-A			16:22																					
ZZZZZZ			16:26																					
CCV 240-99886/12-A			16:27																					
CCB 240-99886/13-A			16:27																					
ZZZZZZ			16:38																					
ZZZZZZ			16:40																					
CCV 240-99886/12-A	1		16:41	X																				
CCB 240-99886/13-A	1		16:42	X																				
240-28500-2	1	T	16:46	X																				
CCV 240-99886/12-A	1		16:47	X																				
CCB 240-99886/13-A	1		16:48	X																				
ZZZZZZ			16:49																					
ZZZZZZ			16:50																					
ZZZZZZ			16:51																					

13-IN
ANALYSIS RUN LOG
GENERAL CHEMISTRY

Lab Name: TestAmerica Canton Job No.: 240-28500-1

SDG No.:

Instrument ID: ERNIE-CR Method: 7196A

Start Date: 09/04/2013 00:00 End Date: 09/04/2013 16:57

Lab Sample ID	D / F	Type	Time	Analytes																			
				Cr6																			
ZZZZZZ			16:52																				
ZZZZZZ			16:53																				
ZZZZZZ			16:54																				
ZZZZZZ			16:55																				
240-28500-1	1	T	16:56	X																			
CCV 240-99886/12-A	1		16:57	X																			
CCB 240-99886/13-A	1		16:57	X																			

Prep Types

T = Total/NA

2-IN
CALIBRATION QUALITY CONTROL
GENERAL CHEMISTRY

Lab Name: TestAmerica Canton Job No.: 240-28500-1

SDG No.:

Analyst: KMG Batch Start Date: 09/04/2013

Reporting Units: mg/Kg Analytical Batch No.: 100238

Sample Number	QC Type	Time	Analyte	Result	Spike Amount	(%) Recovery	Limits	Qual	Reagent
1	ICV	00:00	Cr (VI)	20.2	20.0	101	90-110		WCCHROME50PM2_0001 1
2	ICB	00:00	Cr (VI)	0.270				J	
7	CCB	00:00	Cr (VI)	0.270				J	
6	CCV	15:02	Cr (VI)	19.8	20.0	99	90-110		WCCHROME50PPM_0001 0
35	CCV	16:41	Cr (VI)	19.4	20.0	97	90-110		WCCHROME50PPM_0001 0
36	CCB	16:42	Cr (VI)	0.270				J	
38	CCV	16:47	Cr (VI)	19.3	20.0	96	90-110		WCCHROME50PPM_0001 0
39	CCB	16:48	Cr (VI)	0.270				J	
48	CCV	16:57	Cr (VI)	19.3	20.0	96	90-110		WCCHROME50PPM_0001 0
49	CCB	16:57	Cr (VI)	0.270				J	

Note! Calculations are performed before rounding to avoid round-off errors in calculated results.

FORM II-IN

13-IN
ANALYSIS RUN LOG
GENERAL CHEMISTRY

Lab Name: TestAmerica Canton Job No.: 240-28500-1

SDG No.:

Instrument ID: ERNIE-CR Method: 7196A

Start Date: 09/18/2013 00:00 End Date: 09/18/2013 12:54

Lab Sample ID	D / F	Type	Time	Analytes																					
				Cr6																					
ICV 240-101138/7-A	1		00:00	X																					
ICB 240-101138/8-A	1		00:00	X																					
MB 240-101138/9-A	1	T	00:00	X																					
LCSS 240-101138/10-A	1	T	00:00	X																					
LCSI 240-101138/11-A	1	T	00:00	X																					
CCV 240-101138/12-A	1		11:46	X																					
CCB 240-101138/13-A	1		11:47	X																					
ZZZZZZ			11:49																						
ZZZZZZ			11:50																						
CCV 240-101138/12-A			11:52																						
CCB 240-101138/13-A			11:52																						
ZZZZZZ			11:55																						
CCV 240-101138/12-A	1		11:56	X																					
CCB 240-101138/13-A	1		11:56	X																					
240-28500-3	1	T	12:07	X																					
CCV 240-101138/12-A	1		12:08	X																					
CCB 240-101138/13-A	1		12:08	X																					
240-28500-5	1	T	12:11	X																					
CCV 240-101138/12-A	1		12:13	X																					
CCB 240-101138/13-A	1		12:13	X																					
CCV 240-101138/12-A	1		12:17	X																					
CCB 240-101138/13-A	1		12:17	X																					
240-28500-9	1	T	12:27	X																					
CCV 240-101138/12-A	1		12:29	X																					
CCB 240-101138/13-A	1		12:29	X																					
CCV 240-101138/12-A	1		12:35	X																					
CCB 240-101138/13-A	1		12:36	X																					
240-28500-14	1	T	12:37	X																					
CCV 240-101138/12-A	1		12:38	X																					
CCB 240-101138/13-A	1		12:38	X																					
ZZZZZZ			12:50																						
240-28500-4	1	T	12:50	X																					
240-28500-6	1	T	12:50	X																					
240-28500-7	1	T	12:50	X																					
240-28500-8	1	T	12:50	X																					
240-28500-10	1	T	12:50	X																					
240-28500-11	1	T	12:50	X																					
240-28500-12	1	T	12:50	X																					
CCV 240-101138/12-A	1		12:54	X																					
CCB 240-101138/13-A	1		12:54	X																					

13-IN
ANALYSIS RUN LOG
GENERAL CHEMISTRY

Lab Name: TestAmerica Canton Job No.: 240-28500-1

SDG No.:

Instrument ID: ERNIE-CR Method: 7196A

Start Date: 09/18/2013 00:00 End Date: 09/18/2013 12:54

Prep Types
T = Total/NA

2-IN
CALIBRATION QUALITY CONTROL
GENERAL CHEMISTRY

Lab Name: TestAmerica Canton Job No.: 240-28500-1

SDG No.:

Analyst: RPP Batch Start Date: 09/18/2013

Reporting Units: mg/Kg Analytical Batch No.: 101946

Sample Number	QC Type	Time	Analyte	Result	Spike Amount	(%) Recovery	Limits	Qual	Reagent
1	ICV	00:00	Cr (VI)	21.1	20.0	106	90-110		WCCHROME50PM2_00011
2	ICB	00:00	Cr (VI)	0.80				U	
6	CCV	11:46	Cr (VI)	20.6	20.0	103	90-110		WCCHROME50PPM_00010
7	CCB	11:47	Cr (VI)	0.80				U	
13	CCV	11:56	Cr (VI)	20.5	20.0	102	90-110		WCCHROME50PPM_00010
14	CCB	11:56	Cr (VI)	0.80				U	
16	CCV	12:08	Cr (VI)	20.4	20.0	102	90-110		WCCHROME50PPM_00010
17	CCB	12:08	Cr (VI)	0.80				U	
19	CCV	12:13	Cr (VI)	20.3	20.0	101	90-110		WCCHROME50PPM_00010
20	CCB	12:13	Cr (VI)	0.80				U	
21	CCV	12:17	Cr (VI)	20.3	20.0	101	90-110		WCCHROME50PPM_00010
22	CCB	12:17	Cr (VI)	0.80				U	
24	CCV	12:29	Cr (VI)	20.1	20.0	101	90-110		WCCHROME50PPM_00010
25	CCB	12:29	Cr (VI)	0.80				U	
26	CCV	12:35	Cr (VI)	20.0	20.0	100	90-110		WCCHROME50PPM_00010
27	CCB	12:36	Cr (VI)	0.80				U	
29	CCV	12:38	Cr (VI)	20.0	20.0	100	90-110		WCCHROME50PPM_00010
30	CCB	12:38	Cr (VI)	0.80				U	
39	CCV	12:54	Cr (VI)	20.0	20.0	100	90-110		WCCHROME50PPM_00010
40	CCB	12:54	Cr (VI)	0.80				U	

Note! Calculations are performed before rounding to avoid round-off errors in calculated results.

FORM II-IN

TestAmerica, North Canton
3060A/7196A Cr+6 Solid Logsheet

Analysis	CR+6 - Soils	Prep Batch	99886		Spectrophotometer	
					SPEC 20	
Prep Date	09/03/13	Filters	1152807		Ernie	
		Color	1134731		Wavelength	
Anal Date	09/04/13	Acid	1073324		540	
					RL	
Analyst	kmg	Balance ID:	BO43		0.8 MG/KG	

Std No	Conc	ABS				
NA	0	0		Slope	0.6875	
IC 240-99886/1-A	0.01	0.006		Intercept	-0.0046	
IC 240-99886/2-A	0.02	0.012		r	0.9998	
IC 240-99886/3-A	0.10	0.058				
IC 240-99886/4-A	0.25	0.161				
IC 240-99886/5-A	0.50	0.337				
IC 240-99886/6-A	1.00	0.686				
						Curve units mg/L

Sample No	ABS	Sample Vol	Final Vol	Dil			% Rec	Final Conc		
		in g	in ml		Std No	Spike TV		Analyte	in mg/kg	Time
ICV 240-99886/7-A	0.342	2.5	100	1		20	101%	Cr (VI)	20.1680	
ICB 240-99886/8-A	0.000	2.5	100	1				Cr (VI)	0.2704	
MB 240-99886/9-A	0.000	2.5	100	1				Cr (VI)	0.2704	
LCSS 240-99886/10-A	0.342	2.5	100	1		20	101%	Cr (VI)	20.1680	
LCSI 240-99886/11-A	0.181	2.5	100	50		644	84%	Cr (VI)	540.0519	

Sample No	Sample	Sample Abs.	Bgk Abs	Corr Abs	Spk Conc	Curve Info			Conc.in	Time
CCV 240-99886/12-A	2.50	0.336	2.5	100	1	20	99%	Cr (VI)	19.8190	15:02
CCB 240-99886/13-A	2.50	0.000	2.5	100	1			Cr (VI)	0.2704	
480-44629-F-1-A	2.55	0.054	0.054	0.000	0.00	Slope	0.00684	Cr (VI)	0.0000	15:08
	2.51	0.051	0.046	0.005	0.80	Intercept	-0.00011			15:08
	2.55	0.063	0.036	0.027	3.92	r	0.99999			15:08
	2.55	0.163	0.029	0.134	19.61					15:09
480-44629-F-8-A	2.48	0.033	0.031	0.002	0.00	Slope	0.00614	Cr (VI)	0.0000	15:09
	2.54	0.068	0.062	0.006	0.79	Intercept	-0.00284			15:09
	2.49	0.042	0.031	0.011	4.02	r	0.99226			15:09
	2.46	0.144	0.020	0.124	20.33					15:09

CCV 240-99886/12-A	2.50	0.338	2.5	100	1	20	100%	Cr (VI)	19.9353	15:11
CCB 240-99886/13-A	2.50	0.000	2.5	100	1			Cr (VI)	0.2704	15:12
480-44629-F-9-A	2.49	0.032	0.029	0.003	0.00	Slope	0.00390	Cr (VI)	0.6321	15:16
	2.46	0.017	0.012	0.005	0.81	Intercept	0.00246			15:17
	2.52	0.060	0.042	0.018	3.97	r	0.99991			15:17
	2.48	0.120	0.039	0.081	20.16					15:17
480-44629-F-10-A	2.46	0.060	0.054	0.006	0.00	Slope	0.00607	Cr (VI)	0.0000	15:18
	2.46	0.048	0.043	0.005	0.81	Intercept	-0.00002			15:19
	2.46	0.058	0.041	0.017	4.07	r	0.99492			15:18
	2.52	0.145	0.023	0.122	19.84					15:19
CCV 240-99886/12-A	2.50	0.338	2.5	100	1	20	100%	Cr (VI)	19.9353	15:19
CCB 240-99886/13-A	2.50	0.000	2.5	100	1			Cr (VI)	0.2704	15:19
480-44629-F-11-A	2.46	0.072	0.066	0.006	0.00	Slope	0.00219	Cr (VI)	0.7199	15:33
	2.47	0.039	0.039	0.000	0.81	Intercept	0.00158			15:34
	2.45	0.060	0.051	0.009	4.08	r	0.98714			15:35
	2.49	0.064	0.018	0.046	20.08					15:36
480-44629-F-12-A	2.46	0.029	0.029	0.000	0.00	Slope	0.00467	Cr (VI)	0.0000	15:36
	2.54	0.025	0.023	0.002	0.79	Intercept	-0.00157			15:36
	2.54	0.037	0.022	0.015	3.94	r	0.99949			15:36
	2.48	0.106	0.013	0.093	20.16					15:36
CCV 240-99886/12-A	2.50	0.336	2.5	100.000	1	20	99%	Cr (VI)	19.8190	15:37
CCB 240-99886/13-A	2.50	0.001	2.5	100.000	1			Cr (VI)	0.3286	15:37
480-44629-F-13-A	2.50	0.042	0.039	0.003	0.00	Slope	0.00646	Cr (VI)	0.0000	15:41
	2.49	0.043	0.037	0.006	0.80	Intercept	-0.00008			15:42
	2.48	0.047	0.026	0.021	4.03	r	0.99831			15:42
	2.54	0.140	0.012	0.128	19.69					15:43
480-44629-F-14-A	2.53	0.025	0.023	0.002	0.00	Slope	0.00598	Cr (VI)	0.0000	15:43
	2.48	0.018	0.014	0.004	0.81	Intercept	-0.00411			15:43
	2.53	0.051	0.043	0.008	3.95	r	0.99053			15:43
	2.47	0.130	0.011	0.119	20.24					15:44
CCV 240-99886/12-A	2.50	0.336	2.5	100.000	1	20	99%	Cr (VI)	19.8190	15:44
CCB 240-99886/13-A	2.50	0.000	2.5	100.000	1			Cr (VI)	0.2704	15:44
480-44629-F-15-A	2.45	0.027	0.023	0.004	0.00	Slope	0.00634	Cr (VI)	0.0000	15:48
	2.46	0.034	0.034	0.000	0.81	Intercept	-0.00234			15:49
	2.55	0.037	0.019	0.018	3.92	r	0.99687			15:49
	2.45	0.138	0.010	0.128	20.41					15:49
480-44629-F-16-A	2.50	0.042	0.038	0.004	0.00	Slope	0.00633	Cr (VI)	0.0000	15:50
	2.48	0.049	0.048	0.001	0.81	Intercept	-0.00316			15:50
	2.54	0.033	0.019	0.014	3.94	r	0.99478			15:50
	2.46	0.143	0.016	0.127	20.33					15:50
CCV 240-99886/12-A	2.50	0.335	2.5	100.000	1	20	99%	Cr (VI)	19.7608	15:51

CCB 240-99886/13-A	2.50	0.001	2.5	100.000	1			Cr (VI)	0.3286	15:51
240-28372-F-1-G	2.48	0.024	0.023	0.001	0.00	Slope	0.00502	Cr (VI)	0.0000	16:13
	2.47	0.015	0.012	0.003	0.81	Intercept	-0.00631			16:13
	2.54	0.027	0.029	-0.002	3.94	r	0.97516			16:13
	2.55	0.120	0.025	0.095	19.61					16:13
240-28372-F-2-C	2.51	0.000	0.008	-0.008	0.00	Slope	0.01818	Cr (VI)	0.0000	16:14
	2.48	0.013	0.000	0.013	0.81	Intercept	-0.00427			16:14
	2.50	0.070	0.000	0.070	4.00	r	0.99987			16:14
	2.50	0.359	0.000	0.359	20.00					16:15
CCV 240-99886/12-A	2.50	0.332	2.5	100.000	1	20	98%	Cr (VI)	19.5862	16:15
CCB 240-99886/13-A	2.50	0.000	2.5	100.000	1			Cr (VI)	0.2704	16:15
240-28372-F-3-C	2.48	0.004	0.000	0.004	0.00	Slope	0.01536	Cr (VI)	0.0595	16:19
	2.45	0.012	0.000	0.012	0.82	Intercept	0.00091			16:19
	2.51	0.060	0.000	0.060	3.98	r	0.99986			16:19
	2.53	0.305	0.000	0.305	19.76					16:19
240-28372-F-4-C	2.49	0.000	0.000	0.000	0.00	Slope	0.01605	Cr (VI)	0.0000	16:20
	2.50	0.007	0.000	0.007	0.80	Intercept	-0.01139			16:21
	2.50	0.032	0.000	0.032	4.00	r	0.99572			16:21
	2.45	0.320	0.000	0.320	20.41					16:21
CCV 240-99886/12-A	2.50	0.332	2.5	100.000	1	20	98%	Cr (VI)	19.5862	16:21
CCB 240-99886/13-A	2.50	0.000	2.5	100.000	1			Cr (VI)	0.2704	16:22
240-28372-F-5-C	2.54	0.000	0.000	0.000	0.00	Slope	0.00588	Cr (VI)	0.0000	16:25
	2.48	0.005	0.000	0.005	0.81	Intercept	-0.00447			16:26
	2.47	0.008	0.000	0.008	4.05	r	0.99008			16:26
	2.55	0.113	0.000	0.113	19.61					16:26
240-28372-F-6-C	2.50	0.000	0.000	0.000	0.00	Slope	0.01594	Cr (VI)	0.0000	16:26
	2.51	0.000	0.000	0.000	0.80	Intercept	-0.00514			16:26
	2.55	0.060	0.000	0.060	3.92	r	0.99933			16:26
	2.48	0.316	0.000	0.316	20.16					16:27
CCV 240-99886/12-A	2.50	0.331	2.5	100.000	1	20	98%	Cr (VI)	19.5281	16:27
CCB 240-99886/13-A	2.50	0.000	2.5	100.000	1			Cr (VI)	0.2704	16:27
240-28373-F-2-C	2.53	0.000	0.000	0.000	0.00	Slope	0.00968	Cr (VI)	0.0000	16:38
	2.52	0.000	0.000	0.000	0.79	Intercept	-0.00495			16:39
	2.49	0.031	0.000	0.031	4.02	r	0.99915			16:39
	2.53	0.187	0.000	0.187	19.76					16:39
240-28373-F-3-C	2.48	0.014	0.007	0.007	0.00	Slope	0.01100	Cr (VI)	0.0000	16:40
	2.46	0.017	0.009	0.008	0.81	Intercept	-0.00194			16:40
	2.48	0.039	0.009	0.030	4.03	r	0.99613			16:41
	2.53	0.218	0.000	0.218	19.76					16:41
CCV 240-99886/12-A	2.50	0.329	2.5	100.000	1	20	97%	Cr (VI)	19.4117	16:41
CCB 240-99886/13-A	2.50	0.000	2.5	100.000	1			Cr (VI)	0.2704	16:42

240-28500-G-1-C	2.52	0.025	0.018	0.007	0.00	Slope	0.00080	Cr (VI)	13.0588	16:45
	2.53	0.009	0.007	0.002	0.79	Intercept	0.01045			16:45
	2.44	0.039	0.010	0.029	4.10	r	0.58476			16:45
	2.46	0.038	0.014	0.024	20.33					16:46
240-28500-G-2-C	2.55	0.000	0.000	0.000	0.00	Slope	0.01216	Cr (VI)	0.0000	16:46
	2.48	0.000	0.000	0.000	0.81	Intercept	-0.00758			16:47
	2.46	0.035	0.000	0.035	4.07	r	0.99858			16:47
	2.49	0.238	0.000	0.238	20.08					16:47
CCV 240-99886/12-A	2.50	0.327	2.5	100.000	1	20	96%	Cr (VI)	19.2953	16:47
CCB 240-99886/13-A	2.50	0.000	2.5	100.000	1			Cr (VI)	0.2704	16:48
480-44629-F-8-A	2.50	0.002	2.5	100.000	1			Cr (VI)	0.3868	16:49
480-44629-F-10-A	2.50	0.006	2.5	100.000	1			Cr (VI)	0.6195	16:50
480-44629-F-11-A	2.50	0.006	2.5	100.000	1			Cr (VI)	0.6195	16:51
480-44629-F-14-A	2.50	0.002	2.5	100.000	1			Cr (VI)	0.3868	16:52
480-44629-F-16-A	2.50	0.004	2.5	100.000	1			Cr (VI)	0.5031	16:53
240-28372-F-1-G	2.50	0.001	2.5	100.000	1			Cr (VI)	0.3286	16:54
240-28372-F-5-C	2.50	0.000	2.5	100.000	1			Cr (VI)	0.2704	16:55
240-28500-G-1-C	2.50	0.007	2.5	100.000	1			Cr (VI)	0.6777	16:56
	2.50		2.5	100.000	1			Cr (VI)	0.2704	
	2.50		2.5	100.000	1			Cr (VI)	0.2704	
CCV 240-99886/12-A	2.50	0.327	2.5	100.000	1	20	96%	Cr (VI)	19.2953	16:57
CCB 240-99886/13-A	2.50	0.000	2.5	100.000	1			Cr (VI)	0.2704	16:57

TestAmerica, North Canton

3060A/7196A Cr+6 Solid Logsheet

Analysis	CR+6 - Soils	Prep Batch	101138A		Spectrophotometer	
					SPEC 20	
Prep Date	09/17/13	Filters	1152807		Ernie	
		Color	1173113		Wavelength	
Anal Date	09/18/13	Acid	1148273		540	
					RL	
Analyst	RPP	Balance ID:	BO43		0.8 MG/KG	

Std No	Conc	ABS			
NA	0	0		Slope	0.6849
IC 240-101138/1-A	0.01	0.007		Intercept	0.0001
IC 240-101138/2-A	0.02	0.014		r	0.9998
IC 240-101138/3-A	0.10	0.066			
IC 240-101138/4-A	0.25	0.179			
IC 240-101138/5-A	0.50	0.335			
IC 240-101138/6-A	1.00	0.687			

Curve units mg/L

Sample No	ABS	Sample Vol	Final Vol	Dil			% Rec	Final Conc		
		in g	in ml		Std No	Spike TV		Analyte	in mg/kg	Time
ICV 240-101138/7-A	0.361	2.5	100	1		20	105%	Cr (VI)	21.0806	
ICB 240-101138/8-A	0.000	2.5	100	1				Cr (VI)	-0.0038	
MB 240-101138/9-A	0.000	2.5	100	1				Cr (VI)	-0.0038	
LCSS 240-101138/10-A	0.361	2.5	100	1		20	105%	Cr (VI)	21.0806	
LCSI 240-101138/11-A	0.185	2.5	100	50		644	84%	Cr (VI)	540.0631	

Sample No	Sample	Sample Abs.	Bgk Abs	Corr Abs	Spk Conc	Curve Info			Conc.in	Time
CCV 240-101138/12-A	2.50	0.352	2.5	100	1	20	103%	Cr (VI)	20.5550	11:46
CCB 240-101138/13-A	2.50	0.000	2.5	100	1			Cr (VI)	-0.0038	11:47
240-28436-H-18-D	2.48	0.007	0.003	0.004	0.00	Slope	0.01558	Cr (VI)	0.0000	11:49
	2.46	0.006	0.000	0.006	0.81	Intercept	-0.00587			11:49
	2.50	0.046	0.001	0.045	4.00	r	0.99809			11:50
	2.55	0.306	0.004	0.302	19.61					11:50
240-28436-H-19-D	2.48	0.006	0.004	0.002	0.00	Slope	0.01107	Cr (VI)	0.3759	11:50
	2.53	0.006	0.002	0.004	0.79	Intercept	0.00416			11:51
	2.49	0.063	0.001	0.062	4.02	r	0.99592			11:51
	2.48	0.226	0.001	0.225	20.16					11:51

CCV 240-101138/12-A	2.50	0.352	2.5	100	1	20	103%	Cr (VI)	20.5550	11:52
CCB 240-101138/13-A	2.50	0.000	2.5	100	1			Cr (VI)	-0.0038	11:52
240-28436-H-20-D	2.46	0.001	0.001	0.000	0.00	Slope	0.00012	Cr (VI)	0.0000	11:54
	2.55	0.000	0.000	0.000	0.78	Intercept	-0.00075			11:54
	2.48	0.000	0.002	-0.002	4.03	r	0.69408			11:55
	2.54	0.002	0.000	0.002	19.69					11:55
240-28436-H-22-F	2.50	0.001	0.002	-0.001	0.00	Slope	0.00819	Cr (VI)	0.0000	11:55
	2.48	0.003	0.000	0.003	0.81	Intercept	0.00015			11:56
	2.49	0.040	0.001	0.039	4.02	r	0.99857			11:56
	2.47	0.166	0.001	0.165	20.24					11:56
CCV 240-101138/12-A	2.50	0.351	2.5	100	1	20	102%	Cr (VI)	20.4966	11:56
CCB 240-101138/13-A	2.50	0.000	2.5	100	1			Cr (VI)	-0.0038	11:56
240-28500-H-3-C	2.51	0.000	0.000	0.000	0.00	Slope	0.01608	Cr (VI)	0.0000	12:07
	2.45	0.008	0.001	0.007	0.82	Intercept	-0.00215			12:07
	2.47	0.065	0.000	0.065	4.05	r	0.99982			12:07
	2.47	0.323	0.000	0.323	20.24					12:07
240-28500-H-4-C	2.53	0.000	0.000	0.000	0.00	Slope	0.00335	Cr (VI)	0.0000	12:08
	2.55	0.001	0.000	0.001	0.78	Intercept	-0.00420			12:08
	2.48	0.001	0.000	0.001	4.03	r	0.98441			12:08
	2.48	0.065	0.000	0.065	20.16					12:08
CCV 240-101138/12-A	2.50	0.349	2.5	100.000	1	20	102%	Cr (VI)	20.3798	12:08
CCB 240-101138/13-A	2.50	0.000	2.5	100.000	1			Cr (VI)	-0.0038	12:08
240-28500-H-5-C	2.49	0.005	0.002	0.003	0.00	Slope	0.01110	Cr (VI)	0.0000	12:11
	2.47	0.015	0.003	0.012	0.81	Intercept	-0.00157			12:11
	2.54	0.036	0.005	0.031	3.94	r	0.99748			12:11
	2.46	0.229	0.003	0.226	20.33					12:11
240-28500-H-6-C	2.47	0.003	0.002	0.001	0.00	Slope	0.00474	Cr (VI)	0.9213	12:12
	2.49	0.003	0.002	0.001	0.80	Intercept	0.00437			12:12
	2.52	0.038	0.002	0.036	3.97	r	0.98096			12:12
	2.50	0.098	0.001	0.097	20.00					12:12
CCV 240-101138/12-A	2.50	0.348	2.5	100.000	1	20	102%	Cr (VI)	20.3214	12:13
CCB 240-101138/13-A	2.50	0.000	2.5	100.000	1			Cr (VI)	-0.0038	12:13
240-28500-H-7-C	2.54	0.005	0.003	0.002	0.00	Slope	0.00710	Cr (VI)	0.0000	12:15
	2.49	0.008	0.003	0.005	0.80	Intercept	-0.00607			12:16
	2.48	0.006	0.000	0.006	4.03	r	0.98603			12:16
	2.50	0.141	0.002	0.139	20.00					12:16
240-28500-H-8-C	2.54	0.013	0.005	0.008	0.00	Slope	0.00626	Cr (VI)	3.0022	12:16
	2.51	0.016	0.001	0.015	0.80	Intercept	0.01880			12:17
	2.50	0.070	0.002	0.068	4.00	r	0.96193			12:17
	2.55	0.138	0.001	0.137	19.61					12:17
CCV 240-101138/12-A	2.50	0.348	2.5	100.000	1	20	102%	Cr (VI)	20.3214	12:17

CCB 240-101138/13-A	2.50	0.000	2.5	100.000	1			Cr (VI)	-0.0038	12:17
240-28500-H-9-C	2.54	0.005	0.004	0.001	0.00	Slope	0.00109	Cr (VI)	0.0184	12:27
	2.53	0.004	0.003	0.001	0.79	Intercept	0.00002			12:27
	2.52	0.006	0.003	0.003	3.97	r	0.99535			12:27
	2.52	0.024	0.002	0.022	19.84					12:28
240-28500-H-10-C	2.47	0.004	0.005	-0.001	0.00	Slope	0.00157	Cr (VI)	0.0000	12:28
	2.54	0.007	0.006	0.001	0.79	Intercept	0.00295			12:28
	2.49	0.022	0.004	0.018	4.02	r	0.92896			12:29
	2.48	0.036	0.003	0.033	20.16					12:29
CCV 240-101138/12-A	2.50	0.345	2.5	100.000	1	20	101%	Cr (VI)	20.1461	12:29
CCB 240-101138/13-A	2.50	0.000	2.5	100.000	1			Cr (VI)	-0.0038	12:29
240-28500-H-11-C	2.50	0.001	0.001	0.000	0.00	Slope	0.00594	Cr (VI)	0.0000	12:33
	2.45	0.004	0.000	0.004	0.82	Intercept	-0.00477			12:33
	2.54	0.008	0.000	0.008	3.94	r	0.99177			12:33
	2.50	0.118	0.002	0.116	20.00					12:35
240-28500-H-12-C	2.51	0.007	0.008	-0.001	0.00	Slope	0.00218	Cr (VI)	0.0000	12:34
	2.53	0.008	0.006	0.002	0.79	Intercept	-0.00160			12:34
	2.54	0.007	0.003	0.004	3.94	r	0.99496			12:35
	2.47	0.051	0.008	0.043	20.24					12:35
CCV 240-101138/12-A	2.50	0.343	2.5	100.000	1	20	100%	Cr (VI)	20.0293	12:35
CCB 240-101138/13-A	2.50	0.000	2.5	100.000	1			Cr (VI)	-0.0038	12:36
240-28500-H-14-C	2.50	0.002	0.000	0.002	0.00	Slope	0.00246	Cr (VI)	0.4688	12:37
	2.49	0.005	0.002	0.003	0.80	Intercept	0.00115			12:37
	2.53	0.011	0.001	0.010	3.95	r	0.99952			12:37
	2.48	0.054	0.003	0.051	20.16					12:37
				0.000	0.00	Slope	#DIV/0!	Cr (VI)	0.0000	
				0.000	.80	Intercept	#DIV/0!			
				0.000	4.00	r	#DIV/0!			
				0.000	20.00					
CCV 240-101138/12-A	2.50	0.343	2.5	100.000	1	20	100%	Cr (VI)	20.0293	12:38
CCB 240-101138/13-A	2.50	0.000	2.5	100.000	1			Cr (VI)	-0.0038	12:38
				0.000	0.00	Slope	#DIV/0!	Cr (VI)	0.0000	
				0.000	.80	Intercept	#DIV/0!			
				0.000	4.00	r	#DIV/0!			
				0.000	20.00					
				0.000	0.00	Slope	#DIV/0!	Cr (VI)	0.0000	
				0.000	.80	Intercept	#DIV/0!			
				0.000	4.00	r	#DIV/0!			
				0.000	20.00					
			2.5	100.000	1	20	0%	Cr (VI)	-0.0038	
			2.5	100.000	1			Cr (VI)	-0.0038	

				0.000	0.00	Slope	#DIV/0!	Cr (VI)	0.0000	
				0.000	.80	Intercept	#DIV/0!			
				0.000	4.00	r	#DIV/0!			
				0.000	20.00					
				0.000	0.00	Slope	#DIV/0!	Cr (VI)	0.0000	
				0.000	.80	Intercept	#DIV/0!			
				0.000	4.00	r	#DIV/0!			
				0.000	20.00					
			2.50	100.000	1	20	0%	Cr (VI)	-0.0038	
			2.50	100.000	1			Cr (VI)	-0.0038	
240-28436-H-20-D	2.46	0.000	2.46	100.000	1			Cr (VI)	-0.0038	12:50
240-28500-H-4-C	2.53	0.000	2.53	100.000	1			Cr (VI)	-0.0037	12:50
240-28500-H-6-C	2.47	0.001	2.47	100.000	1			Cr (VI)	0.0553	12:50
240-28500-H-7-C	2.54	0.002	2.54	100.000	1			Cr (VI)	0.1113	12:50
240-28500-H-8-C	2.54	0.008	2.54	100.000	1			Cr (VI)	0.4562	12:50
240-28500-H-10-C	2.47	0.000	2.47	100.000	1			Cr (VI)	-0.0038	12:50
240-28500-H-11-C	2.50	0.000	2.50	100.000	1			Cr (VI)	-0.0038	12:50
240-28500-H-12-C	2.51	0.000	2.51	100.000	1			Cr (VI)	-0.0037	12:50
				100.000	1			Cr (VI)	0.0000	
				100.000	1			Cr (VI)	0.0000	
CCV 240-101138/12-A	2.50	0.343	2.50	100.000	1	20	100%	Cr (VI)	20.0293	12:54
CCB 240-101138/13-A	2.50	0.000	2.50	100.000	1			Cr (VI)	-0.0038	12:54

Tetra Tech, Inc. **INTERNAL CORRESPONDENCE**

TO: **A. McGIVNEY** **DATE:** **OCTOBER 21, 2013**

FROM: **MICHELLE L. ALLEN** **COPIES:** **DV FILE**

SUBJECT: **ORGANIC DATA VALIDATION – VOC/SVOC/PCB/DRO/GRO**
LOCKHEED MARTIN CORPORATION (LMC) – TAXIWAY TANGO
SDG 240-28528-1

SAMPLES: 14/Soil/VOC/SVOC/PCB/DRO/GRO

DR-SB-219-02-04	DR-SB-219-08-10	DR-SB-220-02-04
DR-SB-220-04-06	DR-SB-221-04-06	DR-SB-221-08-10
DR-SB-222-02-04	DR-SB-222-08-10	DR-SB-223-04-06
DR-SB-223-06-08	DR-SB-224-02-04	DR-SB-224-06-08
DR-SB-225-02-04	DR-SB-225-04-06	

1/Aqueous/VOC

TB-082913

Overview

The sample set for LMC-Taxiway Tango, SDG 240-28528-1 consisted of fourteen (14) soil environmental samples and one (1) trip blank. All fourteen samples (14) soil samples were analyzed for volatile organic compounds (VOC), semi-volatile organic compounds (SVOC), polychlorinated biphenyls (PCB), diesel range organics (DRO), and gasoline range organics (GRO). The one (1) trip blank was analyzed for VOC only. No field duplicate sample pair was included in this SDG.

The samples were collected by Tetra Tech, Inc. on August 29, 2013 and analyzed by TestAmerica, Inc. All analyses were conducted in accordance with SW-846 Methods 8260C, 8270D, 8015B, and 8082A analytical and reporting protocols.

The data contained in this SDG were validated with regard to the following parameters: data completeness, holding times, GC/MS tuning, initial/continuing calibrations, laboratory method/calibration blanks, Interference Check Sample (ICS), surrogate spike recoveries, blank spike results, matrix spike/matrix spike duplicate results, laboratory duplicate results, internal standard areas and recoveries, ICP serial dilution results, chromatographic resolution, compound identification, tentatively identified compounds, compound quantitation, and detection limits. Areas of concern are listed below.

Major

- The initial and continuing calibrations performed on instruments A3UX8 and A3UX10 in the VOC fraction had Relative Response Factors (RRFs) for tert-butyl alcohol and vinyl acetate below the 0.050 minimum response criterion. All samples were affected. The non-detected results reported for these compounds in the affected samples were qualified as rejected, (UR).

Minor

- The following contaminants were detected in the laboratory method blanks at the following maximum concentrations:

Compound/Analyte	Maximum Concentration (µg/Kg)	Action Level (µg/Kg)
Acetone [1]	6.74	67.4
Methylene Chloride [1]	4.51	45.1
1,2,3-Trichlorobenzene [2]	0.945	4.725
1,2,4-Trichlorobenzene [2]	0.613	3.065
Naphthalene [2]	1.06	5.3
Acetone [3]	3.4	34
Di-n-butylphthalate [4]	18.4	184

[1] Maximum concentration detected in the laboratory method blank, MB240-100218/2-A, affecting all samples with the exception of samples DR-SB-225-02-04 and DR-SB-225-04-06.
[2] Maximum concentration detected in the laboratory method blank, MB240-100739/6, affecting samples DR-SB-225-02-04 and DR-SB-225-04-06.
[3] Maximum concentration detected in the laboratory method blank, MB240-100845/6, affecting the trip blank, TB-082913.
[4] Maximum concentration detected in the laboratory method blank, MB240-100978/4-A, affecting samples DR-SB-223-06-08, DR-SB-224-02-04, DR-SB-224-06-08, DR-SB-225-02-04, and DR-SB-225-04-06.

An action level of 10X the maximum concentration for the common laboratory contaminants, acetone, methylene chloride, and di-n-butylphthalate, and an action level of 5X the maximum concentration for the remaining contaminants were used to evaluate for blank contamination. Percent moisture, sample aliquot, and dilution factor, if applicable, were taken into consideration when evaluating for blank contamination. The detected results for the compounds below the established action levels were qualified as non-detected, (B). No action was taken for the trip blank because field quality control samples are not evaluated for blank contamination.

- A SVOC blank spike sample had a %R for benzaldehyde below the lower quality control limit. Samples associated with preparation batch #240-100218 were affected. The non-detected results reported for benzaldehyde in the affected samples were qualified as biased low, (UL).

- Detected results reported below the Reporting Limit (RL) limit but above the Method Detection Limit (MDL) were qualified as estimated, (J).

Notes

The VOC continuing calibration performed on 09/07/13 @ 23:33 on instrument A3UX8 had Percent Differences (%Ds) which exceeded the 20% quality control limit but were less than 50% for 1,1,1-trichloroethane, 1,1-dichloropropene, carbon tetrachloride, and sec-butylbenzene. All samples with the exception of samples DR-SB-225-02-04 and DR-SB-225-04-06 were affected. No validation action was necessary because no detected results were reported for these compounds in the affected samples.

The VOC continuing calibration performed on 09/10/13 @ 03:30 on instrument A3UX8 had a %D which exceeded the 20% quality control limit but was less than 50% for sec-butylbenzene. Samples DR-SB-225-02-04 and DR-SB-225-04-06 were affected. No validation action was necessary because no detected results were reported for these compounds in the affected samples.

The VOC continuing calibration performed on 09/10/13 @ 13:02 on instrument A3UX11 had a %D which exceeded the 20% quality control limit but was less than 50% for tert-butyl alcohol. No action was taken in the affected trip blank, TB-082913, because this compound was not detected.

The SVOC continuing calibration performed on 09/14/13 @ 10:08 on instrument A4AG2 had %Ds which exceeded the 20% quality control limit but was less than 50% for 2,4-dimethylphenol and hexachlorocyclopentadiene. No validation action was necessary because no detected results were reported for these compounds in the affected samples.

The PCB Continuing Calibration Verification (CCV) performed on GC column CLP-1 on 09/11/13 @19:47 had an average %D for Aroclor 1260 greater than the 20% quality control limit but less than 50%. No action was necessary because GC column CLP-2 was compliant and used to report the non-detected Aroclor 1260 results in the associated samples.

The VOC blank spike sample associated with analytical batch #240-100560 had a Percent Recovery (%R) for 1,1-dichoropropene above the upper quality control limit. No action was necessary because no detections were made for this compound in the associated samples.

The aqueous VOC Matrix Spike/Matrix Spike Duplicate (MS/MSD) analyses associated with analytical batch # 240-100845 had a Relative Percent Difference (RPD) greater than the 30% quality control criterion for 2-butanone. No action was taken because the parent sample was not a sample of interest.

Naphthalene was reported in the VOC and SVOC fractions.

Non-detected results were reported to the MDL.

Executive Summary

Laboratory Performance: Initial and continuing calibration RRFs for tert-butyl alcohol and vinyl acetate were below the quality control criterion resulting in the rejection of the non-detected results. VOC continuing calibration %Ds and one PCB CCV average %D exceeded 20% but were less than 50%. Contaminants were detected in the laboratory method blanks. Blank spike %Rs and/or RPDs were noncompliant in the VOC and SVOC fraction.

Other Factors Affecting Data Quality: Results below the RL were estimated.

The data for these analyses were reviewed with reference to Region III modifications to U.S. EPA National Functional Guidelines for Organic Data Validation (Sept. 1994) and SW-846 Methods 8260C, 8270D, 8082A, and 8015B analytical and reporting protocols. The text of this report has been formulated to address only those areas affecting data quality.

Tetra Tech, Inc.
Michelle L. Allen
Chemist/Data Validator

Tetra Tech, Inc.
Joseph A. Samchuck
Data Validation Manager

Attachments:
Appendix A – Qualified Analytical Results
Appendix B – Results as Reported by the Laboratory
Appendix C – Support Documentation

Appendix A

Qualified Analytical Results

Qualifier Codes:

A = Lab Blank Contamination
B = Field Blank Contamination
C = Calibration Noncompliance (i.e., % RSDs, %Ds, ICVs, CCVs, RRFs, etc.)
C01 = GC/MS Tuning Noncompliance
D = MS/MSD Recovery Noncompliance
E = LCS/LCSD Recovery Noncompliance
F = Lab Duplicate Imprecision
G = Field Duplicate Imprecision
H = Holding Time Exceedance
I = ICP Serial Dilution Noncompliance
J = ICP PDS Recovery Noncompliance; MSA's $r < 0.995$
K = ICP Interference - includes ICS % R Noncompliance
L = Instrument Calibration Range Exceedance
M = Sample Preservation Noncompliance
N = Internal Standard Noncompliance
N01 = Internal Standard Recovery Noncompliance Dioxins
N02 = Recovery Standard Noncompliance Dioxins
N03 = Clean-up Standard Noncompliance Dioxins
O = Poor Instrument Performance (i.e., base-time drifting)
P = Uncertainty near detection limit (< 2 x IDL for inorganics and <CRQL for organics)
Q = Other problems (can encompass a number of issues; i.e.chromatography,interferences, etc.)
R = Surrogates Recovery Noncompliance
S = Pesticide/PCB Resolution
T = % Breakdown Noncompliance for DDT and Endrin
U = RPD between columns/detectors >40% for positive results determined via GC/HPLC
V = Non-linear calibrations; correlation coefficient $r < 0.995$
W = EMPC result
X = Signal to noise response drop
Y = Percent solids <30%
Z = Uncertainty at 2 standard deviations is greater than sample activity
Z1 = Tentatively Identified Compound considered presumptively present
Z2 = Tentatively Identified Compound column bleed
Z3 = Tentatively Identified Compound aldol condensate

PROJ_NO: 05480	NSAMPLE	TB-082913
SDG: 240-28528-1	LAB_ID	240-28528-15
FRACTION: OV	SAMP_DATE	8/29/2013
MEDIA: WATER	QC_TYPE	TB
	UNITS	UG/L
	PCT_SOLIDS	0.0
	DUP_OF	

PARAMETER	RESULT	VQL	QLCD
1,1,1,2-TETRACHLOROETHANE	0.23	U	
1,1,1-TRICHLOROETHANE	0.22	U	
1,1,2,2-TETRACHLOROETHANE	0.18	U	
1,1,2-TRICHLOROTRIFLUOROETHANE	0.28	U	
1,1-DICHLOROETHANE	0.15	U	
1,1-DICHLOROETHENE	0.19	U	
1,1-DICHLOROPROPENE	0.13	U	
1,2,3-TRICHLOROBENZENE	0.17	U	
1,2,3-TRICHLOROPROPANE	0.43	U	
1,2,3-TRIMETHYLBENZENE	0.0059	U	
1,2,4-TRICHLOROBENZENE	0.15	U	
1,2,4-TRIMETHYLBENZENE	0.12	U	
1,2-DIBROMO-3-CHLOROPROPANE	0.67	U	
1,2-DIBROMOETHANE	0.24	U	
1,2-DICHLOROBENZENE	0.13	U	
1,2-DICHLOROETHANE	0.22	U	
1,2-DICHLOROPROPANE	0.18	U	
1,3-DICHLOROBENZENE	0.14	U	
1,3-DICHLOROPROPANE	0.16	U	
1,4-DICHLOROBENZENE	0.13	U	
2,2-DICHLOROPROPANE	0.13	U	
2-BUTANONE	0.57	U	
2-CHLOROETHYL VINYL ETHER	0.99	U	
2-CHLOROTOLUENE	0.11	U	
2-HEXANONE	0.41	U	
4-CHLOROTOLUENE	0.18	U	
4-ISOPROPYLTOLUENE	0.12	U	
4-METHYL-2-PENTANONE	0.32	U	
ACETONE	1.8	J	P
BENZENE	0.13	U	
BROMOBENZENE	0.13	U	
BROMOCHLOROMETHANE	0.29	U	
BROMODICHLOROMETHANE	0.15	U	
BROMOFORM	0.64	U	
BROMOMETHANE	0.41	U	

PROJ_NO: 05480	NSAMPLE	TB-082913
SDG: 240-28528-1	LAB_ID	240-28528-15
FRACTION: OV	SAMP_DATE	8/29/2013
MEDIA: WATER	QC_TYPE	TB
	UNITS	UG/L
	PCT_SOLIDS	0.0
	DUP_OF	

PARAMETER	RESULT	VQL	QLCD
CARBON DISULFIDE	0.13	U	
CARBON TETRACHLORIDE	0.13	U	
CHLOROBENZENE	0.15	U	
CHLORODIBROMOMETHANE	0.18	U	
CHLOROETHANE	0.29	U	
CHLOROFORM	0.16	U	
CHLOROMETHANE	0.3	U	
CIS-1,2-DICHLOROETHENE	0.17	U	
CIS-1,3-DICHLOROPROPENE	0.14	U	
DIBROMOMETHANE	0.28	U	
DICHLORODIFLUOROMETHANE	0.31	U	
DIISOPROPYL ETHER	1.5	U	
ETHYL TERT-BUTYL ETHER	0.11	U	
ETHYLBENZENE	0.17	U	
HEXACHLOROBUTADIENE	0.3	U	
ISOPROPYLBENZENE	0.13	U	
M+P-XYLENES	0.24	U	
METHYL TERT-BUTYL ETHER	0.17	U	
METHYLENE CHLORIDE	0.33	U	
NAPHTHALENE	0.24	U	
N-BUTYLBENZENE	0.12	U	
N-PROPYLBENZENE	0.14	U	
O-XYLENE	0.14	U	
SEC-BUTYLBENZENE	0.13	U	
STYRENE	0.11	U	
TERT-AMYL METHYL ETHER	0.067	U	
TERT-BUTYLBENZENE	0.13	U	
TERTIARY-BUTYL ALCOHOL	3.9	U	
TETRACHLOROETHENE	0.29	U	
TOLUENE	0.13	U	
TOTAL XYLENES	0.14	U	
TRANS-1,2-DICHLOROETHENE	0.19	U	
TRANS-1,3-DICHLOROPROPENE	0.19	U	
TRICHLOROETHENE	0.17	U	
TRICHLOROFLUOROMETHANE	0.21	U	

PROJ_NO: 05480	NSAMPLE	TB-082913		
SDG: 240-28528-1	LAB_ID	240-28528-15		
FRACTION: OV	SAMP_DATE	8/29/2013		
MEDIA: WATER	QC_TYPE	TB		
	UNITS	UG/L		
	PCT_SOLIDS	0.0		
	DUP_OF			
PARAMETER		RESULT	VQL	QLCD
VINYL ACETATE		0.19	U	
VINYL CHLORIDE		0.22	U	

PROJ_NO: 05480	NSAMPLE	DR-SB-219-02-04			DR-SB-219-08-10			DR-SB-220-02-04			DR-SB-220-04-06		
SDG: 240-28528-1	LAB_ID	240-28528-1			240-28528-2			240-28528-3			240-28528-4		
FRACTION: OV	SAMP_DATE	8/29/2013			8/29/2013			8/29/2013			8/29/2013		
MEDIA: SOIL	QC_TYPE	NM			NM			NM			NM		
	UNITS	UG/KG			UG/KG			UG/KG			UG/KG		
	PCT_SOLIDS	90.7			90.0			87.2			85.8		
	DUP_OF												
PARAMETER		RESULT	VQL	QLCD	RESULT	VQL	QLCD	RESULT	VQL	QLCD	RESULT	VQL	QLCD
1,1,1,2-TETRACHLOROETHANE		0.5	U		0.59	U		0.51	U		0.5	U	
1,1,1-TRICHLOROETHANE		0.45	U		0.53	U		0.46	U		0.45	U	
1,1,2,2-TETRACHLOROETHANE		0.27	U		0.32	U		0.28	U		0.28	U	
1,1,2-TRICHLOROTRIFLUOROETHANE		1	U		1.2	U		1.1	U		1.1	U	
1,1-DICHLOROETHANE		0.29	U		0.34	U		0.29	U		0.29	U	
1,1-DICHLOROETHENE		0.42	U		0.49	U		0.42	U		0.42	U	
1,1-DICHLOROPROPENE		0.24	U		0.28	U		0.25	U		0.24	U	
1,2,3-TRICHLOROBENZENE		0.3	U		0.36	U		0.31	U		0.31	U	
1,2,3-TRICHLOROPROPANE		0.72	U		0.85	U		0.74	U		0.73	U	
1,2,3-TRIMETHYLBENZENE		0.14	U		0.16	U		0.14	U		0.14	U	
1,2,4-TRICHLOROBENZENE		0.22	U		0.26	U		0.22	U		0.22	U	
1,2,4-TRIMETHYLBENZENE		0.52	U		0.61	U		0.53	U		0.53	U	
1,2-DIBROMO-3-CHLOROPROPANE		1	U		1.2	U		1.1	U		1.1	U	
1,2-DIBROMOETHANE		0.4	U		0.47	U		0.41	U		0.41	U	
1,2-DICHLOROBENZENE		0.29	U		0.34	U		0.29	U		0.29	U	
1,2-DICHLOROETHANE		0.27	U		0.32	U		0.28	U		0.28	U	
1,2-DICHLOROPROPANE		0.55	U		0.65	U		0.56	U		0.56	U	
1,3-DICHLOROBENZENE		0.28	U		0.33	U		0.29	U		0.28	U	
1,3-DICHLOROPROPANE		0.27	U		0.32	U		0.28	U		0.28	U	
1,4-DICHLOROBENZENE		0.53	U		0.62	U		0.54	U		0.54	U	
2,2-DICHLOROPROPANE		0.75	U		0.89	U		0.77	U		0.76	U	
2-BUTANONE		17			1.3	J	P	5.5	J	P	10	J	P
2-CHLOROETHYL VINYL ETHER		1.1	U		1.3	U		1.1	U		1.1	U	
2-CHLOROTOLUENE		0.32	U		0.38	U		0.33	U		0.32	U	
2-HEXANONE		0.5	U		0.6	U		0.51	U		0.51	U	
4-CHLOROTOLUENE		0.33	U		0.39	U		0.33	U		0.33	U	
4-ISOPROPYLTOLUENE		0.17	U		0.2	U		0.17	U		0.17	U	
4-METHYL-2-PENTANONE		0.43	U		0.51	U		0.44	U		0.44	U	
ACETONE		88			23	B	A	67	B	A	96		
BENZENE		0.18	U		0.22	U		0.19	U		0.19	U	
BROMOBENZENE		0.26	U		0.31	U		0.27	U		0.27	U	
BROMOCHLOROMETHANE		0.57	U		0.67	U		0.58	U		0.58	U	
BROMODICHLOROMETHANE		0.22	U		0.26	U		0.23	U		0.23	U	
BROMOFORM		0.26	U		0.31	U		0.27	U		0.27	U	
BROMOMETHANE		0.43	U		0.51	U		0.44	U		0.44	U	

PROJ_NO: 05480	NSAMPLE	DR-SB-221-04-06			DR-SB-221-08-10			DR-SB-222-02-04			DR-SB-222-08-10		
SDG: 240-28528-1	LAB_ID	240-28528-5			240-28528-6			240-28528-7			240-28528-8		
FRACTION: OV	SAMP_DATE	8/29/2013			8/29/2013			8/29/2013			8/29/2013		
MEDIA: SOIL	QC_TYPE	NM			NM			NM			NM		
	UNITS	UG/KG			UG/KG			UG/KG			UG/KG		
	PCT_SOLIDS	54.9			82.5			84.2			83.7		
	DUP_OF												
PARAMETER		RESULT	VQL	QLCD	RESULT	VQL	QLCD	RESULT	VQL	QLCD	RESULT	VQL	QLCD
1,1,1,2-TETRACHLOROETHANE		1.1	U		0.59	U		0.58	U		0.63	U	
1,1,1-TRICHLOROETHANE		0.96	U		0.53	U		0.52	U		0.57	U	
1,1,2,2-TETRACHLOROETHANE		0.58	U		0.32	U		0.32	U		0.34	U	
1,1,2-TRICHLOROTRIFLUOROETHANE		2.2	U		1.2	U		1.2	U		1.3	U	
1,1-DICHLOROETHANE		0.62	U		0.34	U		0.34	U		0.36	U	
1,1-DICHLOROETHENE		0.89	U		0.5	U		0.48	U		0.52	U	
1,1-DICHLOROPROPENE		0.51	U		0.29	U		0.28	U		0.3	U	
1,2,3-TRICHLOROBENZENE		0.65	U		0.36	U		0.35	U		0.38	U	
1,2,3-TRICHLOROPROPANE		1.5	U		0.86	U		0.84	U		0.91	U	
1,2,3-TRIMETHYLBENZENE		0.29	U		0.16	U		0.16	U		0.17	U	
1,2,4-TRICHLOROBENZENE		0.46	U		0.26	U		0.25	U		0.27	U	
1,2,4-TRIMETHYLBENZENE		1.1	U		0.62	U		0.61	U		0.66	U	
1,2-DIBROMO-3-CHLOROPROPANE		2.2	U		1.2	U		1.2	U		1.3	U	
1,2-DIBROMOETHANE		0.86	U		0.48	U		0.47	U		0.5	U	
1,2-DICHLOROBENZENE		0.62	U		0.34	U		0.34	U		0.36	U	
1,2-DICHLOROETHANE		0.58	U		0.32	U		0.32	U		0.34	U	
1,2-DICHLOROPROPANE		1.2	U		0.66	U		0.64	U		0.7	U	
1,3-DICHLOROBENZENE		0.6	U		0.33	U		0.33	U		0.35	U	
1,3-DICHLOROPROPANE		0.58	U		0.32	U		0.32	U		0.34	U	
1,4-DICHLOROBENZENE		1.1	U		0.63	U		0.61	U		0.67	U	
2,2-DICHLOROPROPANE		1.6	U		0.9	U		0.87	U		0.95	U	
2-BUTANONE		8.2	J	P	28			1.3	U		1.4	U	
2-CHLOROETHYL VINYL ETHER		2.4	U		1.3	U		1.3	U		1.4	U	
2-CHLOROTOLUENE		0.68	U		0.38	U		0.37	U		0.4	U	
2-HEXANONE		1.1	U		0.6	U		0.59	U		0.64	U	
4-CHLOROTOLUENE		0.7	U		0.39	U		0.38	U		0.41	U	
4-ISOPROPYLTOLUENE		0.36	U		0.2	U		0.2	U		0.21	U	
4-METHYL-2-PENTANONE		0.92	U		0.51	U		0.5	U		0.55	U	
ACETONE		120			130			13	B	A	32	B	A
BENZENE		0.39	U		0.22	U		0.21	U		0.23	U	
BROMOBENZENE		0.56	U		0.31	U		0.31	U		0.33	U	
BROMOCHLOROMETHANE		1.2	U		0.68	U		0.66	U		0.72	U	
BROMODICHLOROMETHANE		0.48	U		0.27	U		0.26	U		0.28	U	
BROMOFORM		0.56	U		0.31	U		0.31	U		0.33	U	
BROMOMETHANE		0.92	U		0.51	U		0.5	U		0.55	U	

PROJ_NO: 05480	NSAMPLE	DR-SB-223-04-06			DR-SB-223-06-08			DR-SB-224-02-04			DR-SB-224-06-08		
SDG: 240-28528-1	LAB_ID	240-28528-9			240-28528-10			240-28528-11			240-28528-12		
FRACTION: OV	SAMP_DATE	8/29/2013			8/29/2013			8/29/2013			8/29/2013		
MEDIA: SOIL	QC_TYPE	NM			NM			NM			NM		
	UNITS	UG/KG			UG/KG			UG/KG			UG/KG		
	PCT_SOLIDS	85.4			88.3			81.8			86.6		
	DUP_OF												
PARAMETER		RESULT	VQL	QLCD	RESULT	VQL	QLCD	RESULT	VQL	QLCD	RESULT	VQL	QLCD
1,1,1,2-TETRACHLOROETHANE		0.49	U		0.54	U		0.52	U		0.5	U	
1,1,1-TRICHLOROETHANE		0.44	U		0.49	U		0.47	U		0.45	U	
1,1,2,2-TETRACHLOROETHANE		0.27	U		0.3	U		0.29	U		0.28	U	
1,1,2-TRICHLOROTRIFLUOROETHANE		1	U		1.1	U		1.1	U		1.1	U	
1,1-DICHLOROETHANE		0.28	U		0.31	U		0.3	U		0.29	U	
1,1-DICHLOROETHENE		0.41	U		0.45	U		0.44	U		0.42	U	
1,1-DICHLOROPROPENE		0.24	U		0.26	U		0.25	U		0.24	U	
1,2,3-TRICHLOROBENZENE		0.3	U		0.33	U		0.32	U		0.31	U	
1,2,3-TRICHLOROPROPANE		0.71	U		0.79	U		0.76	U		0.73	U	
1,2,3-TRIMETHYLBENZENE		0.13	U		0.15	U		0.14	U		0.14	U	
1,2,4-TRICHLOROBENZENE		0.21	U		0.24	U		0.23	U		0.22	U	
1,2,4-TRIMETHYLBENZENE		0.51	U		0.57	U		0.55	U		0.53	U	
1,2-DIBROMO-3-CHLOROPROPANE		1	U		1.1	U		1.1	U		1.1	U	
1,2-DIBROMOETHANE		0.4	U		0.44	U		0.42	U		0.41	U	
1,2-DICHLOROBENZENE		0.28	U		0.31	U		0.3	U		0.29	U	
1,2-DICHLOROETHANE		0.27	U		0.3	U		0.29	U		0.28	U	
1,2-DICHLOROPROPANE		0.55	U		0.6	U		0.58	U		0.56	U	
1,3-DICHLOROBENZENE		0.28	U		0.31	U		0.3	U		0.28	U	
1,3-DICHLOROPROPANE		0.27	U		0.3	U		0.29	U		0.28	U	
1,4-DICHLOROBENZENE		0.52	U		0.58	U		0.56	U		0.53	U	
2,2-DICHLOROPROPANE		0.74	U		0.82	U		0.79	U		0.76	U	
2-BUTANONE		3.1	J	P	1.2	U		2.4	J	P	7.6	J	P
2-CHLOROETHYL VINYL ETHER		1.1	U		1.2	U		1.2	U		1.1	U	
2-CHLOROTOLUENE		0.32	U		0.35	U		0.34	U		0.32	U	
2-HEXANONE		0.5	U		0.55	U		0.53	U		0.51	U	
4-CHLOROTOLUENE		0.32	U		0.36	U		0.35	U		0.33	U	
4-ISOPROPYLTOLUENE		0.17	U		0.18	U		0.18	U		0.17	U	
4-METHYL-2-PENTANONE		0.43	U		0.47	U		0.46	U		0.44	U	
ACETONE		53	B	A	120			31	B	A	89		
BENZENE		0.18	U		0.2	U		0.19	U		0.19	U	
BROMOBENZENE		0.26	U		0.29	U		0.28	U		0.27	U	
BROMOCHLOROMETHANE		0.56	U		0.62	U		0.6	U		0.58	U	
BROMODICHLOROMETHANE		0.22	U		0.24	U		0.24	U		0.23	U	
BROMOFORM		0.26	U		0.29	U		0.28	U		0.27	U	
BROMOMETHANE		0.43	U		0.47	U		0.46	U		0.44	U	

PROJ_NO: 05480	NSAMPLE	DR-SB-225-02-04			DR-SB-225-04-06		
SDG: 240-28528-1	LAB_ID	240-28528-13			240-28528-14		
FRACTION: OV	SAMP_DATE	8/29/2013			8/29/2013		
MEDIA: SOIL	QC_TYPE	NM			NM		
	UNITS	UG/KG			UG/KG		
	PCT_SOLIDS	87.1			83.3		
	DUP_OF						
PARAMETER		RESULT	VQL	QLCD	RESULT	VQL	QLCD
1,1,1,2-TETRACHLOROETHANE		0.48	U		0.51	U	
1,1,1-TRICHLOROETHANE		0.43	U		0.46	U	
1,1,2,2-TETRACHLOROETHANE		0.26	U		0.28	U	
1,1,2-TRICHLOROTRIFLUOROETHANE		1	U		1.1	U	
1,1-DICHLOROETHANE		0.28	U		0.3	U	
1,1-DICHLOROETHENE		0.4	U		0.43	U	
1,1-DICHLOROPROPENE		0.23	U		0.25	U	
1,2,3-TRICHLOROBENZENE		0.29	U		0.31	U	
1,2,3-TRICHLOROPROPANE		0.69	U		0.74	U	
1,2,3-TRIMETHYLBENZENE		0.13	U		0.14	U	
1,2,4-TRICHLOROBENZENE		0.21	U		0.22	U	
1,2,4-TRIMETHYLBENZENE		0.5	U		0.53	U	
1,2-DIBROMO-3-CHLOROPROPANE		1	U		1.1	U	
1,2-DIBROMOETHANE		0.38	U		0.41	U	
1,2-DICHLOROBENZENE		0.28	U		0.3	U	
1,2-DICHLOROETHANE		0.92	J	P	0.28	U	
1,2-DICHLOROPROPANE		0.53	U		0.57	U	
1,3-DICHLOROBENZENE		0.27	U		0.29	U	
1,3-DICHLOROPROPANE		0.26	U		0.28	U	
1,4-DICHLOROBENZENE		0.51	U		0.54	U	
2,2-DICHLOROPROPANE		0.72	U		0.77	U	
2-BUTANONE		3.5	J	P	3.4	J	P
2-CHLOROETHYL VINYL ETHER		1.1	U		1.1	U	
2-CHLOROTOLUENE		0.31	U		0.33	U	
2-HEXANONE		0.48	U		0.52	U	
4-CHLOROTOLUENE		0.31	U		0.34	U	
4-ISOPROPYLTOLUENE		0.16	U		0.17	U	
4-METHYL-2-PENTANONE		0.41	U		0.44	U	
ACETONE		35			63		
BENZENE		0.18	U		0.19	U	
BROMOBENZENE		0.25	U		0.27	U	
BROMOCHLOROMETHANE		0.54	U		0.58	U	
BROMODICHLOROMETHANE		0.21	U		0.23	U	
BROMOFORM		0.25	U		0.27	U	
BROMOMETHANE		0.41	U		0.44	U	

PROJ_NO: 05480	NSAMPLE	DR-SB-219-02-04			DR-SB-219-08-10			DR-SB-220-02-04			DR-SB-220-04-06		
SDG: 240-28528-1	LAB_ID	240-28528-1			240-28528-2			240-28528-3			240-28528-4		
FRACTION: OV	SAMP_DATE	8/29/2013			8/29/2013			8/29/2013			8/29/2013		
MEDIA: SOIL	QC_TYPE	NM			NM			NM			NM		
	UNITS	UG/KG			UG/KG			UG/KG			UG/KG		
	PCT_SOLIDS	90.7			90.0			87.2			85.8		
	DUP_OF												

PARAMETER	RESULT	VQL	QLCD	RESULT	VQL	QLCD	RESULT	VQL	QLCD	RESULT	VQL	QLCD
CARBON DISULFIDE	0.51	J	P	0.42	U		0.37	J	P	0.53	J	P
CARBON TETRACHLORIDE	0.3	U		0.35	U		0.3	U		0.3	U	
CHLOROBENZENE	0.26	U		0.31	U		0.27	U		0.27	U	
CHLORODIBROMOMETHANE	0.44	U		0.52	U		0.45	U		0.45	U	
CHLOROETHANE	0.69	U		0.81	U		0.7	U		0.7	U	
CHLOROFORM	0.23	U		0.27	U		0.24	U		0.24	U	
CHLOROMETHANE	0.33	U		0.39	U		0.33	U		0.33	U	
CIS-1,2-DICHLOROETHENE	0.29	U		0.34	U		0.29	U		0.29	U	
CIS-1,3-DICHLOROPROPENE	0.27	U		0.32	U		0.28	U		0.28	U	
DIBROMOMETHANE	0.5	U		0.6	U		0.51	U		0.51	U	
DICHLORODIFLUOROMETHANE	0.4	U		0.47	U		0.41	U		0.41	U	
DIISOPROPYL ETHER	1.2	U		1.4	U		1.2	U		1.2	U	
ETHYL TERT-BUTYL ETHER	0.18	U		0.21	U		0.18	U		0.18	U	
ETHYLBENZENE	0.21	U		0.25	U		0.21	U		0.21	U	
HEXACHLOROBUTADIENE	0.96	U		1.1	U		0.98	U		0.97	U	
ISOPROPYLBENZENE	0.13	U		0.15	U		0.13	U		0.13	U	
M+P-XYLENES	0.96	U		1.1	U		0.98	U		0.97	U	
METHYL TERT-BUTYL ETHER	0.34	U		0.41	U		0.35	U		0.35	U	
METHYLENE CHLORIDE	0.54	U		0.63	U		0.55	U		0.54	U	
NAPHTHALENE	3.4	J	P	0.18	U		0.16	U		0.15	U	
N-BUTYLBENZENE	0.18	U		0.22	U		0.19	U		0.19	U	
N-PROPYLBENZENE	0.32	U		0.38	U		0.33	U		0.32	U	
O-XYLENE	0.28	U		0.33	U		0.29	U		0.28	U	
SEC-BUTYLBENZENE	0.14	U		0.17	U		0.15	U		0.15	U	
STYRENE	0.12	U		0.14	U		0.12	U		0.12	U	
TERT-AMYL METHYL ETHER	0.3	U		0.35	U		0.3	U		0.3	U	
TERT-BUTYLBENZENE	0.23	U		0.27	U		0.24	U		0.24	U	
TERTIARY-BUTYL ALCOHOL	6.1	UR	C	7.2	UR	C	6.2	UR	C	6.2	UR	C
TETRACHLOROETHENE	0.42	U		0.49	U		0.42	U		0.42	U	
TOLUENE	0.22	U		0.26	U		0.22	U		0.22	U	
TOTAL XYLENES	0.28	U		0.33	U		0.29	U		0.28	U	
TRANS-1,2-DICHLOROETHENE	0.33	U		0.39	U		0.33	U		0.33	U	
TRANS-1,3-DICHLOROPROPENE	0.43	U		0.51	U		0.44	U		0.44	U	
TRICHLOROETHENE	0.34	U		0.4	U		0.34	U		0.34	U	
TRICHLOROFLUOROMETHANE	0.27	U		0.32	U		0.28	U		0.28	U	

PROJ_NO: 05480	NSAMPLE	DR-SB-221-04-06			DR-SB-221-08-10			DR-SB-222-02-04			DR-SB-222-08-10		
SDG: 240-28528-1	LAB_ID	240-28528-5			240-28528-6			240-28528-7			240-28528-8		
FRACTION: OV	SAMP_DATE	8/29/2013			8/29/2013			8/29/2013			8/29/2013		
MEDIA: SOIL	QC_TYPE	NM			NM			NM			NM		
	UNITS	UG/KG			UG/KG			UG/KG			UG/KG		
	PCT_SOLIDS	54.9			82.5			84.2			83.7		
	DUP_OF												
PARAMETER		RESULT	VQL	QLCD	RESULT	VQL	QLCD	RESULT	VQL	QLCD	RESULT	VQL	QLCD
CARBON DISULFIDE		1.2	J	P	1	J	P	0.41	U		0.95	J	P
CARBON TETRACHLORIDE		0.63	U		0.35	U		0.34	U		0.37	U	
CHLOROBENZENE		0.56	U		0.31	U		0.31	U		0.33	U	
CHLORODIBROMOMETHANE		0.94	U		0.52	U		0.51	U		0.56	U	
CHLOROETHANE		1.5	U		0.82	U		0.8	U		0.87	U	
CHLOROFORM		0.5	U		0.28	U		0.27	U		0.29	U	
CHLOROMETHANE		0.7	U		0.39	U		0.38	U		0.41	U	
CIS-1,2-DICHLOROETHENE		0.62	U		0.34	U		0.34	U		8.1		
CIS-1,3-DICHLOROPROPENE		0.58	U		0.32	U		0.32	U		0.34	U	
DIBROMOMETHANE		1.1	U		0.6	U		0.59	U		0.64	U	
DICHLORODIFLUOROMETHANE		0.86	U		0.48	U		0.47	U		0.5	U	
DIISOPROPYL ETHER		2.6	U		1.4	U		1.4	U		1.5	U	
ETHYL TERT-BUTYL ETHER		0.38	U		0.21	U		0.2	U		0.22	U	
ETHYLBENZENE		0.44	U		0.25	U		0.24	U		0.26	U	
HEXACHLOROBUTADIENE		2.1	U		1.1	U		1.1	U		1.2	U	
ISOPROPYLBENZENE		0.27	U		0.15	U		0.15	U		0.16	U	
M+P-XYLENES		2.1	U		1.1	U		1.1	U		1.2	U	
METHYL TERT-BUTYL ETHER		0.74	U		0.41	U		0.4	U		0.43	U	
METHYLENE CHLORIDE		1.1	U		0.64	U		0.62	U		0.68	U	
NAPHTHALENE		0.33	U		0.18	U		0.18	U		0.19	U	
N-BUTYLBENZENE		0.39	U		0.22	U		0.21	U		0.23	U	
N-PROPYLBENZENE		0.68	U		0.38	U		0.37	U		0.4	U	
O-XYLENE		0.6	U		0.33	U		0.33	U		0.35	U	
SEC-BUTYLBENZENE		0.31	U		0.17	U		0.17	U		0.18	U	
STYRENE		0.26	U		0.14	U		0.14	U		0.15	U	
TERT-AMYL METHYL ETHER		0.63	U		0.35	U		0.34	U		0.37	U	
TERT-BUTYLBENZENE		0.5	U		0.28	U		0.27	U		0.29	U	
TERTIARY-BUTYL ALCOHOL		13	UR	C	7.2	UR	C	7.1	UR	C	7.7	UR	C
TETRACHLOROETHENE		0.89	U		0.5	U		0.48	U		0.52	U	
TOLUENE		0.46	U		1.9	J	P	0.25	U		0.27	U	
TOTAL XYLENES		0.6	U		0.33	U		0.33	U		0.35	U	
TRANS-1,2-DICHLOROETHENE		0.7	U		0.39	U		0.38	U		0.41	U	
TRANS-1,3-DICHLOROPROPENE		0.92	U		0.51	U		0.5	U		0.55	U	
TRICHLOROETHENE		0.72	U		0.4	U		0.39	U		0.59	J	P
TRICHLOROFLUOROMETHANE		0.58	U		0.32	U		0.32	U		0.34	U	

PROJ_NO: 05480	NSAMPLE	DR-SB-223-04-06			DR-SB-223-06-08			DR-SB-224-02-04			DR-SB-224-06-08		
SDG: 240-28528-1	LAB_ID	240-28528-9			240-28528-10			240-28528-11			240-28528-12		
FRACTION: OV	SAMP_DATE	8/29/2013			8/29/2013			8/29/2013			8/29/2013		
MEDIA: SOIL	QC_TYPE	NM			NM			NM			NM		
	UNITS	UG/KG			UG/KG			UG/KG			UG/KG		
	PCT_SOLIDS	85.4			88.3			81.8			86.6		
	DUP_OF												

PARAMETER	RESULT	VQL	QLCD	RESULT	VQL	QLCD	RESULT	VQL	QLCD	RESULT	VQL	QLCD
CARBON DISULFIDE	0.35	U		0.38	U		0.37	U		0.36	U	
CARBON TETRACHLORIDE	0.29	U		0.32	U		0.31	U		0.3	U	
CHLOROBENZENE	0.26	U		0.29	U		0.28	U		0.27	U	
CHLORODIBROMOMETHANE	0.43	U		0.48	U		0.46	U		0.45	U	
CHLOROETHANE	0.68	U		0.75	U		0.73	U		0.7	U	
CHLOROFORM	0.23	U		0.25	U		0.24	U		0.24	U	
CHLOROMETHANE	0.32	U		0.36	U		0.35	U		0.33	U	
CIS-1,2-DICHLOROETHENE	0.28	U		14			0.3	U		2.7	J	P
CIS-1,3-DICHLOROPROPENE	0.27	U		0.3	U		0.29	U		0.28	U	
DIBROMOMETHANE	0.5	U		0.55	U		0.53	U		0.51	U	
DICHLORODIFLUOROMETHANE	0.4	U		0.44	U		0.42	U		0.41	U	
DIISOPROPYL ETHER	1.2	U		1.3	U		1.3	U		1.2	U	
ETHYL TERT-BUTYL ETHER	0.17	U		0.19	U		0.19	U		0.18	U	
ETHYLBENZENE	0.21	U		0.23	U		0.22	U		0.21	U	
HEXACHLOROBUTADIENE	0.95	U		1	U		1	U		0.97	U	
ISOPROPYLBENZENE	0.13	U		0.14	U		0.13	U		0.13	U	
M+P-XYLENES	0.95	U		1	U		1	U		0.97	U	
METHYL TERT-BUTYL ETHER	0.34	U		0.38	U		0.36	U		0.35	U	
METHYLENE CHLORIDE	0.53	U		0.59	U		0.56	U		0.54	U	
NAPHTHALENE	0.15	U		0.24	J	P	0.16	U		0.15	U	
N-BUTYLBENZENE	0.18	U		0.2	U		0.19	U		0.19	U	
N-PROPYLBENZENE	0.32	U		0.35	U		0.34	U		0.32	U	
O-XYLENE	0.28	U		0.31	U		0.3	U		0.28	U	
SEC-BUTYLBENZENE	0.14	U		0.16	U		0.15	U		0.15	U	
STYRENE	0.12	U		0.13	U		0.13	U		0.12	U	
TERT-AMYL METHYL ETHER	0.29	U		0.32	U		0.31	U		0.3	U	
TERT-BUTYLBENZENE	0.23	U		0.25	U		0.24	U		0.24	U	
TERTIARY-BUTYL ALCOHOL	6	UR	C	6.6	UR	C	6.4	UR	C	6.2	UR	C
TETRACHLOROETHENE	0.41	U		0.45	U		0.44	U		0.42	U	
TOLUENE	0.21	U		0.24	U		0.23	U		0.22	U	
TOTAL XYLENES	0.28	U		0.31	U		0.3	U		0.28	U	
TRANS-1,2-DICHLOROETHENE	0.32	U		0.9	J	P	0.35	U		0.33	U	
TRANS-1,3-DICHLOROPROPENE	0.43	U		0.47	U		0.46	U		0.44	U	
TRICHLOROETHENE	0.33	U		0.41	J	P	0.35	U		0.34	U	
TRICHLOROFLUOROMETHANE	0.27	U		0.3	U		0.29	U		0.28	U	

PROJ_NO: 05480	NSAMPLE	DR-SB-225-02-04			DR-SB-225-04-06		
SDG: 240-28528-1	LAB_ID	240-28528-13			240-28528-14		
FRACTION: OV	SAMP_DATE	8/29/2013			8/29/2013		
MEDIA: SOIL	QC_TYPE	NM			NM		
	UNITS	UG/KG			UG/KG		
	PCT_SOLIDS	87.1			83.3		
	DUP_OF						
PARAMETER		RESULT	VQL	QLCD	RESULT	VQL	QLCD
CARBON DISULFIDE		0.34	U		0.36	U	
CARBON TETRACHLORIDE		0.28	U		0.3	U	
CHLOROBENZENE		0.25	U		0.27	U	
CHLORODIBROMOMETHANE		0.42	U		0.45	U	
CHLOROETHANE		0.66	U		0.71	U	
CHLOROFORM		0.22	U		0.24	U	
CHLOROMETHANE		0.31	U		0.34	U	
CIS-1,2-DICHLOROETHENE		1.9	J	P	0.3	U	
CIS-1,3-DICHLOROPROPENE		0.26	U		0.28	U	
DIBROMOMETHANE		0.48	U		0.52	U	
DICHLORODIFLUOROMETHANE		0.38	U		0.41	U	
DIISOPROPYL ETHER		1.2	U		1.2	U	
ETHYL TERT-BUTYL ETHER		0.17	U		0.18	U	
ETHYLBENZENE		0.2	U		0.21	U	
HEXACHLOROBUTADIENE		0.92	U		0.99	U	
ISOPROPYLBENZENE		0.12	U		0.13	U	
M+P-XYLENES		0.92	U		0.99	U	
METHYL TERT-BUTYL ETHER		0.33	U		0.35	U	
METHYLENE CHLORIDE		0.51	U		0.55	U	
NAPHTHALENE		0.15	U		0.16	U	
N-BUTYLBENZENE		0.18	U		0.19	U	
N-PROPYLBENZENE		0.31	U		0.33	U	
O-XYLENE		0.27	U		0.29	U	
SEC-BUTYLBENZENE		0.14	U		0.15	U	
STYRENE		0.12	U		0.12	U	
TERT-AMYL METHYL ETHER		0.28	U		0.3	U	
TERT-BUTYLBENZENE		0.22	U		0.24	U	
TERTIARY-BUTYL ALCOHOL		5.8	UR	C	6.2	UR	C
TETRACHLOROETHENE		0.4	U		0.43	U	
TOLUENE		0.21	U		0.22	U	
TOTAL XYLENES		0.27	U		0.29	U	
TRANS-1,2-DICHLOROETHENE		0.31	U		0.34	U	
TRANS-1,3-DICHLOROPROPENE		0.41	U		0.44	U	
TRICHLOROETHENE		8.5			0.34	U	
TRICHLOROFLUOROMETHANE		0.26	U		0.28	U	

PROJ_NO: 05480	NSAMPLE	DR-SB-219-02-04			DR-SB-219-08-10			DR-SB-220-02-04			DR-SB-220-04-06		
SDG: 240-28528-1	LAB_ID	240-28528-1			240-28528-2			240-28528-3			240-28528-4		
FRACTION: OV	SAMP_DATE	8/29/2013			8/29/2013			8/29/2013			8/29/2013		
MEDIA: SOIL	QC_TYPE	NM			NM			NM			NM		
	UNITS	UG/KG			UG/KG			UG/KG			UG/KG		
	PCT_SOLIDS	90.7			90.0			87.2			85.8		
	DUP_OF												
PARAMETER		RESULT	VQL	QLCD	RESULT	VQL	QLCD	RESULT	VQL	QLCD	RESULT	VQL	QLCD
VINYL ACETATE		0.2	UR	C	0.24	UR	C	0.2	UR	C	0.2	UR	C
VINYL CHLORIDE		0.31	U		0.37	U		0.32	U		0.32	U	

PROJ_NO: 05480	NSAMPLE	DR-SB-221-04-06			DR-SB-221-08-10			DR-SB-222-02-04			DR-SB-222-08-10		
SDG: 240-28528-1	LAB_ID	240-28528-5			240-28528-6			240-28528-7			240-28528-8		
FRACTION: OV	SAMP_DATE	8/29/2013			8/29/2013			8/29/2013			8/29/2013		
MEDIA: SOIL	QC_TYPE	NM			NM			NM			NM		
	UNITS	UG/KG			UG/KG			UG/KG			UG/KG		
	PCT_SOLIDS	54.9			82.5			84.2			83.7		
	DUP_OF												
PARAMETER		RESULT	VQL	QLCD	RESULT	VQL	QLCD	RESULT	VQL	QLCD	RESULT	VQL	QLCD
VINYL ACETATE		0.43	UR	C	0.24	UR	C	0.23	UR	C	0.25	UR	C
VINYL CHLORIDE		0.67	U		0.37	U		0.36	U		0.39	U	

PROJ_NO: 05480	NSAMPLE	DR-SB-223-04-06			DR-SB-223-06-08			DR-SB-224-02-04			DR-SB-224-06-08		
SDG: 240-28528-1	LAB_ID	240-28528-9			240-28528-10			240-28528-11			240-28528-12		
FRACTION: OV	SAMP_DATE	8/29/2013			8/29/2013			8/29/2013			8/29/2013		
MEDIA: SOIL	QC_TYPE	NM			NM			NM			NM		
	UNITS	UG/KG			UG/KG			UG/KG			UG/KG		
	PCT_SOLIDS	85.4			88.3			81.8			86.6		
	DUP_OF												
PARAMETER		RESULT	VQL	QLCD	RESULT	VQL	QLCD	RESULT	VQL	QLCD	RESULT	VQL	QLCD
VINYL ACETATE		0.2	UR	C	0.22	UR	C	0.21	UR	C	0.2	UR	C
VINYL CHLORIDE		0.31	U		8			0.33	U		1.1	J	P

PROJ_NO: 05480	NSAMPLE	DR-SB-225-02-04			DR-SB-225-04-06		
SDG: 240-28528-1	LAB_ID	240-28528-13			240-28528-14		
FRACTION: OV	SAMP_DATE	8/29/2013			8/29/2013		
MEDIA: SOIL	QC_TYPE	NM			NM		
	UNITS	UG/KG			UG/KG		
	PCT_SOLIDS	87.1			83.3		
	DUP_OF						
PARAMETER		RESULT	VQL	QLCD	RESULT	VQL	QLCD
VINYL ACETATE		0.19	UR	C	0.21	UR	C
VINYL CHLORIDE		0.38	J	P	0.32	U	

PROJ_NO: 05480	NSAMPLE	DR-SB-219-02-04			DR-SB-219-08-10			DR-SB-220-02-04			DR-SB-220-04-06		
SDG: 240-28528-1	LAB_ID	240-28528-1			240-28528-2			240-28528-3			240-28528-4		
FRACTION: OS	SAMP_DATE	8/29/2013			8/29/2013			8/29/2013			8/29/2013		
MEDIA: SOIL	QC_TYPE	NM			NM			NM			NM		
	UNITS	UG/KG			UG/KG			UG/KG			UG/KG		
	PCT_SOLIDS	90.7			90.0			87.2			85.8		
	DUP_OF												
PARAMETER		RESULT	VQL	QLCD	RESULT	VQL	QLCD	RESULT	VQL	QLCD	RESULT	VQL	QLCD
1,1-BIPHENYL		3.9	U		3.9	U		4	U		4.1	U	
2,2'-OXYBIS(1-CHLOROPROPANE)		11	U		11	U		11	U		11	U	
2,4,5-TRICHLOROPHENOL		28	U		28	U		29	U		29	U	
2,4,6-TRICHLOROPHENOL		9.9	U		9.8	U		10	U		10	U	
2,4-DICHLOROPHENOL		22	U		22	U		23	U		24	U	
2,4-DIMETHYLPHENOL		22	U		22	U		23	U		24	U	
2,4-DINITROPHENOL		23	U		23	U		24	U		25	U	
2,4-DINITROTOLUENE		19	U		19	U		20	U		20	U	
2,6-DINITROTOLUENE		23	U		23	U		24	U		25	U	
2-CHLORONAPHTHALENE		0.5	U		0.5	U		0.52	U		0.53	U	
2-CHLOROPHENOL		9.1	U		9.1	U		9.5	U		9.7	U	
2-METHYLNAPHTHALENE		0.55	U		0.55	U		0.58	U		0.59	U	
2-METHYLPHENOL		12	U		12	U		13	U		13	U	
2-NITROANILINE		10	U		10	U		10	U		11	U	
2-NITROPHENOL		9.2	U		9.2	U		9.6	U		9.8	U	
3&4-METHYLPHENOL		22	U		22	U		23	U		24	U	
3,3'-DICHLOROBENZIDINE		20	U		20	U		21	U		21	U	
3-NITROANILINE		18	U		18	U		18	U		19	U	
4,6-DINITRO-2-METHYLPHENOL		10	U		10	U		11	U		11	U	
4-BROMOPHENYL PHENYL ETHER		14	U		14	U		15	U		15	U	
4-CHLORO-3-METHYLPHENOL		23	U		23	U		24	U		25	U	
4-CHLOROANILINE		19	U		19	U		20	U		20	U	
4-CHLOROPHENYL PHENYL ETHER		14	U		14	U		15	U		15	U	
4-NITROANILINE		29	U		29	U		30	U		31	U	
4-NITROPHENOL		19	U		19	U		20	U		20	U	
ACENAPHTHENE		0.84	U		0.84	U		0.88	U		0.9	U	
ACENAPHTHYLENE		0.39	U		0.39	U		0.4	U		0.41	U	
ACETOPHENONE		10	U		10	U		11	U		11	U	
ANTHRACENE		6	J	P	0.86	U		6.2	J	P	5.8	J	P
ATRAZINE		10	U		10	U		10	U		11	U	
BENZALDEHYDE		13	UL	E	13	UL	E	14	UL	E	14	UL	E
BENZO(A)ANTHRACENE		31			0.7	U		12			18		
BENZO(A)PYRENE		29			0.71	U		12			20		
BENZO(B)FLUORANTHENE		44			0.65	U		17			28		
BENZO(G,H,I)PERYLENE		19			0.39	U		13			17		

PROJ_NO: 05480	NSAMPLE	DR-SB-221-04-06			DR-SB-221-08-10			DR-SB-222-02-04			DR-SB-222-08-10		
SDG: 240-28528-1	LAB_ID	240-28528-5			240-28528-6			240-28528-7			240-28528-8		
FRACTION: OS	SAMP_DATE	8/29/2013			8/29/2013			8/29/2013			8/29/2013		
MEDIA: SOIL	QC_TYPE	NM			NM			NM			NM		
	UNITS	UG/KG			UG/KG			UG/KG			UG/KG		
	PCT_SOLIDS	54.9			82.5			84.2			83.7		
	DUP_OF												
PARAMETER		RESULT	VQL	QLCD	RESULT	VQL	QLCD	RESULT	VQL	QLCD	RESULT	VQL	QLCD
1,1-BIPHENYL		6.4	U		4.2	U		4.2	U		4.2	U	
2,2'-OXYBIS(1-CHLOROPROPANE)		17	U		11	U		11	U		11	U	
2,4,5-TRICHLOROPHENOL		46	U		30	U		30	U		30	U	
2,4,6-TRICHLOROPHENOL		16	U		11	U		11	U		11	U	
2,4-DICHLOROPHENOL		37	U		24	U		24	U		24	U	
2,4-DIMETHYLPHENOL		37	U		24	U		24	U		24	U	
2,4-DINITROPHENOL		39	U		25	U		25	U		25	U	
2,4-DINITROTOLUENE		31	U		20	U		20	U		20	U	
2,6-DINITROTOLUENE		39	U		25	U		25	U		25	U	
2-CHLORONAPHTHALENE		0.83	U		0.54	U		0.54	U		0.53	U	
2-CHLOROPHENOL		15	U		9.8	U		9.9	U		9.7	U	
2-METHYLNAPHTHALENE		8.2	J	P	0.6	U		13			0.59	U	
2-METHYLPHENOL		20	U		13	U		13	U		13	U	
2-NITROANILINE		17	U		11	U		11	U		11	U	
2-NITROPHENOL		15	U		9.9	U		10	U		9.9	U	
3&4-METHYLPHENOL		37	U		24	U		24	U		24	U	
3,3'-DICHLOROBENZIDINE		33	U		22	U		22	U		21	U	
3-NITROANILINE		29	U		19	U		19	U		19	U	
4,6-DINITRO-2-METHYLPHENOL		17	U		11	U		11	U		11	U	
4-BROMOPHENYL PHENYL ETHER		24	U		16	U		16	U		15	U	
4-CHLORO-3-METHYLPHENOL		39	U		25	U		25	U		25	U	
4-CHLOROANILINE		31	U		20	U		20	U		20	U	
4-CHLOROPHENYL PHENYL ETHER		24	U		16	U		16	U		15	U	
4-NITROANILINE		48	U		31	U		31	U		31	U	
4-NITROPHENOL		31	U		20	U		20	U		20	U	
ACENAPHTHENE		1.4	U		0.91	U		0.92	U		0.9	U	
ACENAPHTHYLENE		0.64	U		0.42	U		0.42	U		0.42	U	
ACETOPHENONE		17	U		11	U		11	U		11	U	
ANTHRACENE		8.8	J	P	0.93	U		0.94	U		0.93	U	
ATRAZINE		17	U		11	U		11	U		11	U	
BENZALDEHYDE		22	UL	E	14	UL	E	14	UL	E	14	UL	E
BENZO(A)ANTHRACENE		19			0.75	U		0.76	U		16		
BENZO(A)PYRENE		13			0.77	U		0.77	U		18		
BENZO(B)FLUORANTHENE		22			0.71	U		5.3	J	P	33		
BENZO(G,H,I)PERYLENE		0.64	U		0.42	U		0.42	U		16		

PROJ_NO: 05480	NSAMPLE	DR-SB-223-04-06			DR-SB-223-06-08			DR-SB-224-02-04			DR-SB-224-06-08		
SDG: 240-28528-1	LAB_ID	240-28528-9			240-28528-10			240-28528-11			240-28528-12		
FRACTION: OS	SAMP_DATE	8/29/2013			8/29/2013			8/29/2013			8/29/2013		
MEDIA: SOIL	QC_TYPE	NM			NM			NM			NM		
	UNITS	UG/KG			UG/KG			UG/KG			UG/KG		
	PCT_SOLIDS	85.4			88.3			81.8			86.6		
	DUP_OF												
PARAMETER		RESULT	VQL	QLCD	RESULT	VQL	QLCD	RESULT	VQL	QLCD	RESULT	VQL	QLCD
1,1-BIPHENYL		4.1	U		3.9	U		4.3	U		4.1	U	
2,2'-OXYBIS(1-CHLOROPROPANE)		11	U		11	U		12	U		11	U	
2,4,5-TRICHLOROPHENOL		29	U		28	U		31	U		29	U	
2,4,6-TRICHLOROPHENOL		10	U		9.9	U		11	U		10	U	
2,4-DICHLOROPHENOL		24	U		22	U		25	U		23	U	
2,4-DIMETHYLPHENOL		24	U		22	U		25	U		23	U	
2,4-DINITROPHENOL		25	U		23	U		26	U		24	U	
2,4-DINITROTOLUENE		20	U		19	U		21	U		20	U	
2,6-DINITROTOLUENE		25	U		23	U		26	U		24	U	
2-CHLORONAPHTHALENE		0.53	U		0.5	U		0.56	U		0.52	U	
2-CHLOROPHENOL		9.7	U		9.1	U		10	U		9.5	U	
2-METHYLNAPHTHALENE		0.59	U		0.56	U		6.6	J	P	0.58	U	
2-METHYLPHENOL		13	U		12	U		14	U		13	U	
2-NITROANILINE		11	U		10	U		11	U		11	U	
2-NITROPHENOL		9.8	U		9.3	U		10	U		9.6	U	
3&4-METHYLPHENOL		24	U		22	U		25	U		23	U	
3,3'-DICHLOROBENZIDINE		21	U		20	U		22	U		21	U	
3-NITROANILINE		19	U		18	U		20	U		19	U	
4,6-DINITRO-2-METHYLPHENOL		11	U		10	U		11	U		11	U	
4-BROMOPHENYL PHENYL ETHER		15	U		15	U		16	U		15	U	
4-CHLORO-3-METHYLPHENOL		25	U		23	U		26	U		24	U	
4-CHLOROANILINE		20	U		19	U		21	U		20	U	
4-CHLOROPHENYL PHENYL ETHER		15	U		15	U		16	U		15	U	
4-NITROANILINE		31	U		29	U		32	U		30	U	
4-NITROPHENOL		20	U		19	U		21	U		20	U	
ACENAPHTHENE		0.9	U		0.85	U		0.94	U		0.88	U	
ACENAPHTHYLENE		0.41	U		0.39	U		0.43	U		0.41	U	
ACETOPHENONE		11	U		10	U		11	U		11	U	
ANTHRACENE		0.92	U		0.87	U		0.96	U		1.3	J	P
ATRAZINE		11	U		10	U		11	U		11	U	
BENZALDEHYDE		14	UL	E	13	U		15	U		14	U	
BENZO(A)ANTHRACENE		0.74	U		0.7	U		0.78	U		0.73	U	
BENZO(A)PYRENE		4.8	J	P	0.71	U		0.79	U		0.74	U	
BENZO(B)FLUORANTHENE		7.1	J	P	7.4			6.7	J	P	0.68	U	
BENZO(G,H,I)PERYLENE		0.41	U		0.39	U		0.43	U		0.41	U	

PROJ_NO: 05480	NSAMPLE	DR-SB-225-02-04			DR-SB-225-04-06		
SDG: 240-28528-1	LAB_ID	240-28528-13			240-28528-14		
FRACTION: OS	SAMP_DATE	8/29/2013			8/29/2013		
MEDIA: SOIL	QC_TYPE	NM			NM		
	UNITS	UG/KG			UG/KG		
	PCT_SOLIDS	87.1			83.3		
	DUP_OF						
PARAMETER		RESULT	VQL	QLCD	RESULT	VQL	QLCD
1,1-BIPHENYL		4	U		4.2	U	
2,2'-OXYBIS(1-CHLOROPROPANE)		11	U		11	U	
2,4,5-TRICHLOROPHENOL		29	U		30	U	
2,4,6-TRICHLOROPHENOL		10	U		11	U	
2,4-DICHLOROPHENOL		23	U		24	U	
2,4-DIMETHYLPHENOL		23	U		24	U	
2,4-DINITROPHENOL		24	U		25	U	
2,4-DINITROTOLUENE		20	U		20	U	
2,6-DINITROTOLUENE		24	U		25	U	
2-CHLORONAPHTHALENE		0.52	U		0.54	U	
2-CHLOROPHENOL		9.5	U		9.8	U	
2-METHYLNAPHTHALENE		0.58	U		0.6	U	
2-METHYLPHENOL		13	U		13	U	
2-NITROANILINE		11	U		11	U	
2-NITROPHENOL		9.6	U		9.9	U	
3&4-METHYLPHENOL		23	U		24	U	
3,3'-DICHLOROBENZIDINE		21	U		22	U	
3-NITROANILINE		18	U		19	U	
4,6-DINITRO-2-METHYLPHENOL		11	U		11	U	
4-BROMOPHENYL PHENYL ETHER		15	U		16	U	
4-CHLORO-3-METHYLPHENOL		24	U		25	U	
4-CHLOROANILINE		20	U		20	U	
4-CHLOROPHENYL PHENYL ETHER		15	U		16	U	
4-NITROANILINE		30	U		31	U	
4-NITROPHENOL		20	U		20	U	
ACENAPHTHENE		0.88	U		0.91	U	
ACENAPHTHYLENE		0.4	U		0.42	U	
ACETOPHENONE		11	U		11	U	
ANTHRACENE		0.9	U		0.93	U	
ATRAZINE		11	U		11	U	
BENZALDEHYDE		14	U		14	U	
BENZO(A)ANTHRACENE		0.73	U		0.75	U	
BENZO(A)PYRENE		0.74	U		0.77	U	
BENZO(B)FLUORANTHENE		0.68	U		0.71	U	
BENZO(G,H,I)PERYLENE		0.4	U		0.42	U	

PROJ_NO: 05480	NSAMPLE	DR-SB-219-02-04			DR-SB-219-08-10			DR-SB-220-02-04			DR-SB-220-04-06		
SDG: 240-28528-1	LAB_ID	240-28528-1			240-28528-2			240-28528-3			240-28528-4		
FRACTION: OS	SAMP_DATE	8/29/2013			8/29/2013			8/29/2013			8/29/2013		
MEDIA: SOIL	QC_TYPE	NM			NM			NM			NM		
	UNITS	UG/KG			UG/KG			UG/KG			UG/KG		
	PCT_SOLIDS	90.7			90.0			87.2			85.8		
	DUP_OF												
PARAMETER		RESULT	VQL	QLCD	RESULT	VQL	QLCD	RESULT	VQL	QLCD	RESULT	VQL	QLCD
BENZO(K)FLUORANTHENE		13			0.75	U		6.9	J	P	9.7		
BIS(2-CHLOROETHOXY)METHANE		24	U		24	U		25	U		26	U	
BIS(2-CHLOROETHYL)ETHER		2.2	U		2.2	U		2.3	U		2.4	U	
BIS(2-ETHYLHEXYL)PHTHALATE		21	U		60	J	P	27	J	P	36	J	P
BUTYL BENZYL PHTHALATE		11	U		11	U		12	U		12	U	
CAPROLACTAM		41	U		41	U		43	U		44	U	
CARBAZOLE		30	U		30	U		31	U		32	U	
CHRYSENE		34			1.2	U		11			26		
DIBENZO(A,H)ANTHRACENE		0.73	U		0.73	U		0.76	U		0.78	U	
DIBENZOFURAN		0.73	U		0.73	U		0.76	U		0.78	U	
DIETHYL PHTHALATE		18	U		18	U		18	U		19	U	
DIMETHYL PHTHALATE		19	U		19	U		20	U		20	U	
DI-N-BUTYL PHTHALATE		17	U		24	J	P	22	J	P	20	J	P
DI-N-OCTYL PHTHALATE		8.8	U		8.7	U		9.1	U		9.3	U	
FLUORANTHENE		66			4.1	J	P	29			47		
FLUORENE		0.59	U		0.59	U		5.1	J	P	0.62	U	
HEXACHLOROBENZENE		2.3	U		2.3	U		2.4	U		2.5	U	
HEXACHLOROBUTADIENE		6.2	U		6.2	U		6.5	U		6.6	U	
HEXACHLOROCYCLOPENTADIENE		9	U		9	U		9.3	U		9.5	U	
HEXACHLOROETHANE		10	U		10	U		10	U		11	U	
INDENO(1,2,3-CD)PYRENE		17			0.39	U		11			13		
ISOPHORONE		14	U		14	U		15	U		15	U	
NAPHTHALENE		0.91	U		0.91	U		0.95	U		4.5	J	P
NITROBENZENE		2.4	U		2.4	U		2.5	U		2.6	U	
N-NITROSODIMETHYLAMINE		18	U		18	U		18	U		19	U	
N-NITROSO-DI-N-PROPYLAMINE		7	U		7	U		7.3	U		7.4	U	
N-NITROSODIPHENYLAMINE		23	U		23	U		24	U		25	U	
PENTACHLOROPHENOL		10	U		10	U		10	U		11	U	
PHENANTHRENE		28			0.81	U		25			37		
PHENOL		8.1	U		8.1	U		8.4	U		8.6	U	
PYRENE		56			0.49	U		24			45		

PROJ_NO: 05480	NSAMPLE	DR-SB-221-04-06			DR-SB-221-08-10			DR-SB-222-02-04			DR-SB-222-08-10		
SDG: 240-28528-1	LAB_ID	240-28528-5			240-28528-6			240-28528-7			240-28528-8		
FRACTION: OS	SAMP_DATE	8/29/2013			8/29/2013			8/29/2013			8/29/2013		
MEDIA: SOIL	QC_TYPE	NM			NM			NM			NM		
	UNITS	UG/KG			UG/KG			UG/KG			UG/KG		
	PCT_SOLIDS	54.9			82.5			84.2			83.7		
	DUP_OF												
PARAMETER	RESULT	VQL	QLCD	RESULT	VQL	QLCD	RESULT	VQL	QLCD	RESULT	VQL	QLCD
BENZO(K)FLUORANTHENE	6.9	J	P	0.81	U		0.82	U		6.8	J	P
BIS(2-CHLOROETHOXY)METHANE	40	U		26	U		27	U		26	U	
BIS(2-CHLOROETHYL)ETHER	3.7	U		2.4	U		2.4	U		2.4	U	
BIS(2-ETHYLHEXYL)PHTHALATE	35	U		23	U		28	J	P	37	J	P
BUTYL BENZYL PHTHALATE	18	U		12	U		12	U		12	U	
CAPROLACTAM	68	U		44	U		45	U		44	U	
CARBAZOLE	50	U		32	U		33	U		32	U	
CHRYSENE	16			1.3	U		1.3	U		28		
DIBENZO(A,H)ANTHRACENE	1.2	U		0.79	U		0.8	U		0.78	U	
DIBENZOFURAN	1.2	U		0.79	U		0.8	U		0.78	U	
DIETHYL PHTHALATE	29	U		19	U		19	U		19	U	
DIMETHYL PHTHALATE	31	U		20	U		20	U		20	U	
DI-N-BUTYL PHTHALATE	30	J	P	31	J	P	43	J	P	18	U	
DI-N-OCTYL PHTHALATE	15	U		9.5	U		9.5	U		9.4	U	
FLUORANTHENE	35			5.1	J	P	6	J	P	69		
FLUORENE	0.97	U		0.63	U		0.64	U		0.63	U	
HEXACHLOROBENZENE	3.9	U		2.5	U		2.5	U		2.5	U	
HEXACHLOROBUTADIENE	10	U		6.7	U		6.7	U		6.6	U	
HEXACHLOROCYCLOPENTADIENE	15	U		9.7	U		9.8	U		9.6	U	
HEXACHLOROETHANE	17	U		11	U		11	U		11	U	
INDENO(1,2,3-CD)PYRENE	0.64	U		0.42	U		0.42	U		12		
ISOPHORONE	24	U		16	U		16	U		15	U	
NAPHTHALENE	8.3	J	P	0.98	U		0.99	U		0.97	U	
NITROBENZENE	4	U		2.6	U		2.7	U		2.6	U	
N-NITROSODIMETHYLAMINE	29	U		19	U		19	U		19	U	
N-NITROSO-DI-N-PROPYLAMINE	12	U		7.5	U		7.6	U		7.5	U	
N-NITROSODIPHENYLAMINE	39	U		25	U		25	U		25	U	
PENTACHLOROPHENOL	17	U		11	U		11	U		11	U	
PHENANTHRENE	27			0.87	U		17			51		
PHENOL	13	U		8.7	U		8.8	U		8.7	U	
PYRENE	27			3.4	J	P	4.1	J	P	51		

PROJ_NO: 05480	NSAMPLE	DR-SB-223-04-06			DR-SB-223-06-08			DR-SB-224-02-04			DR-SB-224-06-08		
SDG: 240-28528-1	LAB_ID	240-28528-9			240-28528-10			240-28528-11			240-28528-12		
FRACTION: OS	SAMP_DATE	8/29/2013			8/29/2013			8/29/2013			8/29/2013		
MEDIA: SOIL	QC_TYPE	NM			NM			NM			NM		
	UNITS	UG/KG			UG/KG			UG/KG			UG/KG		
	PCT_SOLIDS	85.4			88.3			81.8			86.6		
	DUP_OF												
PARAMETER		RESULT	VQL	QLCD	RESULT	VQL	QLCD	RESULT	VQL	QLCD	RESULT	VQL	QLCD
BENZO(K)FLUORANTHENE		0.8	U		0.76	U		0.84	U		0.79	U	
BIS(2-CHLOROETHOXY)METHANE		26	U		25	U		27	U		25	U	
BIS(2-CHLOROETHYL)ETHER		2.4	U		2.2	U		2.5	U		2.3	U	
BIS(2-ETHYLHEXYL)PHTHALATE		22	U		21	J	P	31	J	P	29	J	P
BUTYL BENZYL PHTHALATE		12	U		11	U		12	U		12	U	
CAPROLACTAM		44	U		41	U		46	U		43	U	
CARBAZOLE		32	U		30	U		33	U		31	U	
CHRYSENE		1.3	U		1.2	U		1.4	U		1.3	U	
DIBENZO(A,H)ANTHRACENE		0.78	U		0.74	U		0.82	U		0.76	U	
DIBENZOFURAN		0.78	U		0.74	U		0.82	U		0.76	U	
DIETHYL PHTHALATE		19	U		18	U		20	U		19	U	
DIMETHYL PHTHALATE		20	U		19	U		21	U		20	U	
DI-N-BUTYL PHTHALATE		18	U		23	B	A	37	B	A	37	B	A
DI-N-OCTYL PHTHALATE		9.3	U		8.8	U		9.8	U		9.1	U	
FLUORANTHENE		13			9.4			6.2	J	P	8.2		
FLUORENE		0.63	U		0.59	U		0.66	U		0.61	U	
HEXACHLOROBENZENE		2.5	U		2.3	U		2.6	U		2.4	U	
HEXACHLOROBUTADIENE		6.6	U		6.2	U		6.9	U		6.5	U	
HEXACHLOROCYCLOPENTADIENE		9.6	U		9	U		10	U		9.4	U	
HEXACHLOROETHANE		11	U		10	U		11	U		10	U	
INDENO(1,2,3-CD)PYRENE		0.41	U		0.39	U		0.43	U		0.41	U	
ISOPHORONE		15	U		15	U		16	U		15	U	
NAPHTHALENE		0.97	U		0.91	U		1	U		0.95	U	
NITROBENZENE		2.6	U		2.5	U		2.7	U		2.5	U	
N-NITROSODIMETHYLAMINE		19	U		18	U		20	U		19	U	
N-NITROSO-DI-N-PROPYLAMINE		7.4	U		7	U		7.8	U		7.3	U	
N-NITROSODIPHENYLAMINE		25	U		23	U		26	U		24	U	
PENTACHLOROPHENOL		11	U		10	U		11	U		11	U	
PHENANTHRENE		0.86	U		9.1			0.9	U		4.6	J	P
PHENOL		8.6	U		8.1	U		9	U		8.4	U	
PYRENE		14			8.3			5.2	J	P	6.2	J	P

PROJ_NO: 05480	NSAMPLE	DR-SB-225-02-04			DR-SB-225-04-06		
SDG: 240-28528-1	LAB_ID	240-28528-13			240-28528-14		
FRACTION: OS	SAMP_DATE	8/29/2013			8/29/2013		
MEDIA: SOIL	QC_TYPE	NM			NM		
	UNITS	UG/KG			UG/KG		
	PCT_SOLIDS	87.1			83.3		
	DUP_OF						
PARAMETER		RESULT	VQL	QLCD	RESULT	VQL	QLCD
BENZO(K)FLUORANTHENE		0.79	U		0.81	U	
BIS(2-CHLOROETHOXY)METHANE		25	U		26	U	
BIS(2-CHLOROETHYL)ETHER		2.3	U		2.4	U	
BIS(2-ETHYLHEXYL)PHTHALATE		22	U		26	J	P
BUTYL BENZYL PHTHALATE		12	U		12	U	
CAPROLACTAM		43	U		44	U	
CARBAZOLE		31	U		32	U	
CHRYSENE		1.3	U		1.3	U	
DIBENZO(A,H)ANTHRACENE		0.76	U		0.79	U	
DIBENZOFURAN		0.76	U		0.79	U	
DIETHYL PHTHALATE		18	U		19	U	
DIMETHYL PHTHALATE		20	U		20	U	
DI-N-BUTYL PHTHALATE		18	B	A	30	B	A
DI-N-OCTYL PHTHALATE		9.1	U		9.5	U	
FLUORANTHENE		0.63	U		0.66	U	
FLUORENE		0.61	U		0.64	U	
HEXACHLOROBENZENE		2.4	U		2.5	U	
HEXACHLOROBUTADIENE		6.5	U		6.7	U	
HEXACHLOROCYCLOPENTADIENE		9.4	U		9.7	U	
HEXACHLOROETHANE		10	U		11	U	
INDENO(1,2,3-CD)PYRENE		0.4	U		0.42	U	
ISOPHORONE		15	U		16	U	
NAPHTHALENE		0.95	U		0.98	U	
NITROBENZENE		2.5	U		2.6	U	
N-NITROSODIMETHYLAMINE		18	U		19	U	
N-NITROSO-DI-N-PROPYLAMINE		7.3	U		7.5	U	
N-NITROSODIPHENYLAMINE		24	U		25	U	
PENTACHLOROPHENOL		11	U		11	U	
PHENANTHRENE		0.84	U		0.87	U	
PHENOL		8.4	U		8.7	U	
PYRENE		0.51	U		0.53	U	

PROJ_NO: 05480	NSAMPLE	DR-SB-219-02-04			DR-SB-219-08-10			DR-SB-220-02-04			DR-SB-220-04-06		
SDG: 240-28528-1	LAB_ID	240-28528-1			240-28528-2			240-28528-3			240-28528-4		
FRACTION: PCB	SAMP_DATE	8/29/2013			8/29/2013			8/29/2013			8/29/2013		
MEDIA: SOIL	QC_TYPE	NM			NM			NM			NM		
	UNITS	UG/KG			UG/KG			UG/KG			UG/KG		
	PCT_SOLIDS	90.7			90.0			87.2			85.8		
	DUP_OF												
PARAMETER		RESULT	VQL	QLCD	RESULT	VQL	QLCD	RESULT	VQL	QLCD	RESULT	VQL	QLCD
AROCLOR-1016		24	U		23	U		24	U		25	U	
AROCLOR-1221		18	U		18	U		19	U		19	U	
AROCLOR-1232		16	U		15	U		16	U		16	U	
AROCLOR-1242		15	U		14	U		15	U		15	U	
AROCLOR-1248		19	U		19	U		20	U		20	U	
AROCLOR-1254		19	U		19	U		20	U		20	U	
AROCLOR-1260		19	U		19	U		20	U		20	U	

PROJ_NO: 05480	NSAMPLE	DR-SB-221-04-06			DR-SB-221-08-10			DR-SB-222-02-04			DR-SB-222-08-10		
SDG: 240-28528-1	LAB_ID	240-28528-5			240-28528-6			240-28528-7			240-28528-8		
FRACTION: PCB	SAMP_DATE	8/29/2013			8/29/2013			8/29/2013			8/29/2013		
MEDIA: SOIL	QC_TYPE	NM			NM			NM			NM		
	UNITS	UG/KG			UG/KG			UG/KG			UG/KG		
	PCT_SOLIDS	54.9			82.5			84.2			83.7		
	DUP_OF												
PARAMETER		RESULT	VQL	QLCD	RESULT	VQL	QLCD	RESULT	VQL	QLCD	RESULT	VQL	QLCD
AROCLOR-1016		38	U		26	U		25	U		25	U	
AROCLOR-1221		29	U		19	U		19	U		19	U	
AROCLOR-1232		26	U		17	U		16	U		17	U	
AROCLOR-1242		24	U		16	U		15	U		15	U	
AROCLOR-1248		31	U		21	U		20	U		20	U	
AROCLOR-1254		31	U		21	U		20	U		20	U	
AROCLOR-1260		31	U		21	U		20	U		20	U	

PROJ_NO: 05480	NSAMPLE	DR-SB-223-04-06			DR-SB-223-06-08			DR-SB-224-02-04			DR-SB-224-06-08		
SDG: 240-28528-1	LAB_ID	240-28528-9			240-28528-10			240-28528-11			240-28528-12		
FRACTION: PCB	SAMP_DATE	8/29/2013			8/29/2013			8/29/2013			8/29/2013		
MEDIA: SOIL	QC_TYPE	NM			NM			NM			NM		
	UNITS	UG/KG			UG/KG			UG/KG			UG/KG		
	PCT_SOLIDS	85.4			88.3			81.8			86.6		
	DUP_OF												
PARAMETER		RESULT	VQL	QLCD	RESULT	VQL	QLCD	RESULT	VQL	QLCD	RESULT	VQL	QLCD
AROCLOR-1016		25	U		24	U		25	U		24	U	
AROCLOR-1221		19	U		18	U		19	U		18	U	
AROCLOR-1232		16	U		16	U		17	U		16	U	
AROCLOR-1242		15	U		15	U		16	U		15	U	
AROCLOR-1248		20	U		19	U		20	U		20	U	
AROCLOR-1254		20	U		19	U		20	U		20	U	
AROCLOR-1260		20	U		19	U		20	U		20	U	

PROJ_NO: 05480	NSAMPLE	DR-SB-225-02-04			DR-SB-225-04-06		
SDG: 240-28528-1	LAB_ID	240-28528-13			240-28528-14		
FRACTION: PCB	SAMP_DATE	8/29/2013			8/29/2013		
MEDIA: SOIL	QC_TYPE	NM			NM		
	UNITS	UG/KG			UG/KG		
	PCT_SOLIDS	87.1			83.3		
	DUP_OF						
PARAMETER		RESULT	VQL	QLCD	RESULT	VQL	QLCD
AROCLOR-1016		24	U		25	U	
AROCLOR-1221		18	U		19	U	
AROCLOR-1232		16	U		17	U	
AROCLOR-1242		15	U		16	U	
AROCLOR-1248		19	U		20	U	
AROCLOR-1254		19	U		20	U	
AROCLOR-1260		19	U		20	U	

PROJ_NO: 05480	NSAMPLE	DR-SB-219-02-04						DR-SB-219-08-10					
SDG: 240-28528-1	LAB_ID	240-28528-1						240-28528-2					
FRACTION: PET	SAMP_DATE	8/29/2013						8/29/2013					
MEDIA: SOIL	QC_TYPE	NM						NM					
	UNITS	MG/KG			UG/KG			MG/KG			UG/KG		
	PCT_SOLIDS	90.7			90.7			90.0			90.0		
	DUP_OF												
PARAMETER		RESULT	VQL	QLCD	RESULT	VQL	QLCD	RESULT	VQL	QLCD	RESULT	VQL	QLCD
TPH (C06-C10)					48	U					51	U	
TPH (C10-C32)		10	U					10	U				

PROJ_NO: 05480	NSAMPLE	DR-SB-220-02-04						DR-SB-220-04-06					
SDG: 240-28528-1	LAB_ID	240-28528-3						240-28528-4					
FRACTION: PET	SAMP_DATE	8/29/2013						8/29/2013					
MEDIA: SOIL	QC_TYPE	NM						NM					
	UNITS	MG/KG			UG/KG			MG/KG			UG/KG		
	PCT_SOLIDS	87.2			87.2			85.8			85.8		
	DUP_OF												
PARAMETER		RESULT	VQL	QLCD	RESULT	VQL	QLCD	RESULT	VQL	QLCD	RESULT	VQL	QLCD
TPH (C06-C10)					53	U					52	U	
TPH (C10-C32)		11	U					11	U				

PROJ_NO: 05480	NSAMPLE	DR-SB-221-04-06						DR-SB-221-08-10					
SDG: 240-28528-1	LAB_ID	240-28528-5						240-28528-6					
FRACTION: PET	SAMP_DATE	8/29/2013						8/29/2013					
MEDIA: SOIL	QC_TYPE	NM						NM					
	UNITS	MG/KG			UG/KG			MG/KG			UG/KG		
	PCT_SOLIDS	54.9			54.9			82.5			82.5		
	DUP_OF												
PARAMETER		RESULT	VQL	QLCD	RESULT	VQL	QLCD	RESULT	VQL	QLCD	RESULT	VQL	QLCD
TPH (C06-C10)					84	U					53	U	
TPH (C10-C32)		17	U					11	U				

PROJ_NO: 05480	NSAMPLE	DR-SB-222-02-04						DR-SB-222-08-10					
SDG: 240-28528-1	LAB_ID	240-28528-7						240-28528-8					
FRACTION: PET	SAMP_DATE	8/29/2013						8/29/2013					
MEDIA: SOIL	QC_TYPE	NM						NM					
	UNITS	MG/KG			UG/KG			MG/KG			UG/KG		
	PCT_SOLIDS	84.2			84.2			83.7			83.7		
	DUP_OF												
PARAMETER		RESULT	VQL	QLCD	RESULT	VQL	QLCD	RESULT	VQL	QLCD	RESULT	VQL	QLCD
TPH (C06-C10)					54	U					54	U	
TPH (C10-C32)		11	U					11	U				

PROJ_NO: 05480	NSAMPLE	DR-SB-223-04-06						DR-SB-223-06-08					
SDG: 240-28528-1	LAB_ID	240-28528-9						240-28528-10					
FRACTION: PET	SAMP_DATE	8/29/2013						8/29/2013					
MEDIA: SOIL	QC_TYPE	NM						NM					
	UNITS	MG/KG			UG/KG			MG/KG			UG/KG		
	PCT_SOLIDS	85.4			85.4			88.3			88.3		
	DUP_OF												
PARAMETER		RESULT	VQL	QLCD	RESULT	VQL	QLCD	RESULT	VQL	QLCD	RESULT	VQL	QLCD
TPH (C06-C10)					51	U					52	U	
TPH (C10-C32)		11	U					11	U				

PROJ_NO: 05480	NSAMPLE	DR-SB-224-02-04						DR-SB-224-06-08					
SDG: 240-28528-1	LAB_ID	240-28528-11						240-28528-12					
FRACTION: PET	SAMP_DATE	8/29/2013						8/29/2013					
MEDIA: SOIL	QC_TYPE	NM						NM					
	UNITS	MG/KG			UG/KG			MG/KG			UG/KG		
	PCT_SOLIDS	81.8			81.8			86.6			86.6		
	DUP_OF												
PARAMETER		RESULT	VQL	QLCD	RESULT	VQL	QLCD	RESULT	VQL	QLCD	RESULT	VQL	QLCD
TPH (C06-C10)					55	U					770		
TPH (C10-C32)		36						11	U				

PROJ_NO: 05480	NSAMPLE	DR-SB-225-02-04						DR-SB-225-04-06					
SDG: 240-28528-1	LAB_ID	240-28528-13						240-28528-14					
FRACTION: PET	SAMP_DATE	8/29/2013						8/29/2013					
MEDIA: SOIL	QC_TYPE	NM						NM					
	UNITS	MG/KG			UG/KG			MG/KG			UG/KG		
	PCT_SOLIDS	87.1			87.1			83.3			83.3		
	DUP_OF												
PARAMETER		RESULT	VQL	QLCD	RESULT	VQL	QLCD	RESULT	VQL	QLCD	RESULT	VQL	QLCD
TPH (C06-C10)					50	U					55	U	
TPH (C10-C32)		11	U					11	U				

Appendix B

Results as Reported by the Laboratory

FORM I
GC/MS VOA ORGANICS ANALYSIS DATA SHEET

Lab Name: TestAmerica Canton | Job No.: 240-28528-1

SDG No.:

Client Sample ID: DR-SB-219-02-04 | Lab Sample ID: 240-28528-1

Matrix: Solid | Lab File ID: UX87273.D

Analysis Method: 8260B | Date Collected: 08/29/2013 08:55

Sample wt/vol: 6.89(g) | Date Analyzed: 09/08/2013 05:34

Soil Aliquot Vol: | Dilution Factor: 1

Soil Extract Vol.: | GC Column: DB-624 ID: 0.18(mm)

% Moisture: 9.3 | Level: (low/med) Low

Analysis Batch No.: 100560 | Units: ug/Kg

CAS NO.	COMPOUND NAME	RESULT	Q	RL	MDL
630-20-6	1,1,1,2-Tetrachloroethane	4.0	U	4.0	0.50
71-55-6	1,1,1-Trichloroethane	4.0	U	4.0	0.45
79-34-5	1,1,2,2-Tetrachloroethane	4.0	U	4.0	0.27
76-13-1	1,1,2-Trichloro-1,2,2-trichfluoroeth ane	4.0	U	4.0	1.0
75-34-3	1,1-Dichloroethane	4.0	U	4.0	0.29
75-35-4	1,1-Dichloroethene	4.0	U	4.0	0.42
563-58-6	1,1-Dichloropropene	4.0	U *	4.0	0.24
87-61-6	1,2,3-Trichlorobenzene	4.0	U	4.0	0.30
96-18-4	1,2,3-Trichloropropane	4.0	U	4.0	0.72
526-73-8	1,2,3-Trimethylbenzene	4.0	U	4.0	0.14
120-82-1	1,2,4-Trichlorobenzene	4.0	U	4.0	0.22
95-63-6	1,2,4-Trimethylbenzene	4.0	U	4.0	0.52
96-12-8	1,2-Dibromo-3-Chloropropane	8.0	U	8.0	1.0
106-93-4	1,2-Dibromoethane	4.0	U	4.0	0.40
95-50-1	1,2-Dichlorobenzene	4.0	U	4.0	0.29
107-06-2	1,2-Dichloroethane	4.0	U	4.0	0.27
78-87-5	1,2-Dichloropropane	4.0	U	4.0	0.55
541-73-1	1,3-Dichlorobenzene	4.0	U	4.0	0.28
142-28-9	1,3-Dichloropropane	4.0	U	4.0	0.27
106-46-7	1,4-Dichlorobenzene	4.0	U	4.0	0.53
594-20-7	2,2-Dichloropropane	4.0	U	4.0	0.75
78-93-3	2-Butanone	17		16	1.1
110-75-8	2-Chloroethyl vinyl ether	40	U	40	1.1
95-49-8	2-Chlorotoluene	4.0	U	4.0	0.32
591-78-6	2-Hexanone	16	U	16	0.50
106-43-4	4-Chlorotoluene	4.0	U	4.0	0.33
108-10-1	4-Methyl-2-pentanone	16	U	16	0.43
67-64-1	Acetone	88	B	16	5.0
71-43-2	Benzene	4.0	U	4.0	0.18
108-86-1	Bromobenzene	4.0	U	4.0	0.26
74-97-5	Bromochloromethane	4.0	U	4.0	0.57
75-27-4	Bromodichloromethane	4.0	U	4.0	0.22
75-25-2	Bromoform	4.0	U	4.0	0.26
74-83-9	Bromomethane	4.0	U	4.0	0.43
75-15-0	Carbon disulfide	0.51	J	4.0	0.35

FORM I
GC/MS VOA ORGANICS ANALYSIS DATA SHEET

Lab Name: TestAmerica Canton | Job No.: 240-28528-1

SDG No.:

Client Sample ID: DR-SB-219-02-04 | Lab Sample ID: 240-28528-1

Matrix: Solid | Lab File ID: UX87273.D

Analysis Method: 8260B | Date Collected: 08/29/2013 08:55

Sample wt/vol: 6.89(g) | Date Analyzed: 09/08/2013 05:34

Soil Aliquot Vol: | Dilution Factor: 1

Soil Extract Vol.: | GC Column: DB-624 ID: 0.18(mm)

% Moisture: 9.3 | Level: (low/med) Low

Analysis Batch No.: 100560 | Units: ug/Kg

CAS NO.	COMPOUND NAME	RESULT	Q	RL	MDL
56-23-5	Carbon tetrachloride	4.0	U	4.0	0.30
108-90-7	Chlorobenzene	4.0	U	4.0	0.26
75-00-3	Chloroethane	4.0	U	4.0	0.69
67-66-3	Chloroform	4.0	U	4.0	0.23
74-87-3	Chloromethane	4.0	U	4.0	0.33
156-59-2	cis-1,2-Dichloroethene	4.0	U	4.0	0.29
10061-01-5	cis-1,3-Dichloropropene	4.0	U	4.0	0.27
124-48-1	Dibromochloromethane	4.0	U	4.0	0.44
74-95-3	Dibromomethane	4.0	U	4.0	0.50
75-71-8	Dichlorodifluoromethane	4.0	U	4.0	0.40
108-20-3	Diisopropyl ether	8.0	U	8.0	1.2
100-41-4	Ethylbenzene	4.0	U	4.0	0.21
637-92-3	Ethyl-t-butyl ether (ETBE)	4.0	U	4.0	0.18
87-68-3	Hexachlorobutadiene	4.0	U	4.0	0.96
98-82-8	Isopropylbenzene	4.0	U	4.0	0.13
1634-04-4	Methyl tert-butyl ether	4.0	U	4.0	0.34
75-09-2	Methylene Chloride	4.0	U	4.0	0.54
179601-23-1	m-Xylene & p-Xylene	8.0	U	8.0	0.96
91-20-3	Naphthalene	3.4	J	4.0	0.15
104-51-8	n-Butylbenzene	4.0	U	4.0	0.18
103-65-1	n-Propylbenzene	4.0	U	4.0	0.32
95-47-6	o-Xylene	4.0	U	4.0	0.28
99-87-6	p-Isopropyltoluene	4.0	U	4.0	0.17
135-98-8	sec-Butylbenzene	4.0	U	4.0	0.14
100-42-5	Styrene	4.0	U	4.0	0.12
994-05-8	Tert-amyl-methyl ether (TAME)	4.0	U	4.0	0.30
75-65-0	tert-Butyl alcohol	160	U	160	6.1
98-06-6	tert-Butylbenzene	4.0	U	4.0	0.23
127-18-4	Tetrachloroethene	4.0	U	4.0	0.42
108-88-3	Toluene	4.0	U	4.0	0.22
156-60-5	trans-1,2-Dichloroethene	4.0	U	4.0	0.33
10061-02-6	trans-1,3-Dichloropropene	4.0	U	4.0	0.43
79-01-6	Trichloroethene	4.0	U	4.0	0.34
75-69-4	Trichlorofluoromethane	4.0	U	4.0	0.27
108-05-4	Vinyl acetate	8.0	U	8.0	0.20
75-01-4	Vinyl chloride	4.0	U	4.0	0.31

FORM I
GC/MS VOA ORGANICS ANALYSIS DATA SHEET

Lab Name: TestAmerica Canton | Job No.: 240-28528-1

SDG No.:

Client Sample ID: DR-SB-219-02-04 | Lab Sample ID: 240-28528-1

Matrix: Solid | Lab File ID: UX87273.D

Analysis Method: 8260B | Date Collected: 08/29/2013 08:55

Sample wt/vol: 6.89(g) | Date Analyzed: 09/08/2013 05:34

Soil Aliquot Vol: | Dilution Factor: 1

Soil Extract Vol.: | GC Column: DB-624 ID: 0.18(mm)

% Moisture: 9.3 | Level: (low/med) Low

Analysis Batch No.: 100560 | Units: ug/Kg

CAS NO.	COMPOUND NAME	RESULT	Q	RL	MDL
1330-20-7	Xylenes, Total	8.0	U	8.0	0.28

CAS NO.	SURROGATE	%REC	Q	LIMITS
17060-07-0	1,2-Dichloroethane-d4 (Surr)	92		58-123
460-00-4	4-Bromofluorobenzene (Surr)	79		52-136
1868-53-7	Dibromofluoromethane (Surr)	97		37-132
2037-26-5	Toluene-d8 (Surr)	104		67-125

FORM I
GC/MS VOA ORGANICS ANALYSIS DATA SHEET

Lab Name: TestAmerica Canton | Job No.: 240-28528-1

SDG No.:

Client Sample ID: DR-SB-219-08-10 | Lab Sample ID: 240-28528-2

Matrix: Solid | Lab File ID: UX87274.D

Analysis Method: 8260B | Date Collected: 08/29/2013 09:00

Sample wt/vol: 5.88(g) | Date Analyzed: 09/08/2013 05:56

Soil Aliquot Vol: | Dilution Factor: 1

Soil Extract Vol.: | GC Column: DB-624 ID: 0.18(mm)

% Moisture: 10.0 | Level: (low/med) Low

Analysis Batch No.: 100560 | Units: ug/Kg

CAS NO.	COMPOUND NAME	RESULT	Q	RL	MDL
630-20-6	1,1,1,2-Tetrachloroethane	4.7	U	4.7	0.59
71-55-6	1,1,1-Trichloroethane	4.7	U	4.7	0.53
79-34-5	1,1,2,2-Tetrachloroethane	4.7	U	4.7	0.32
76-13-1	1,1,2-Trichloro-1,2,2-trichfluoroeth ane	4.7	U	4.7	1.2
75-34-3	1,1-Dichloroethane	4.7	U	4.7	0.34
75-35-4	1,1-Dichloroethene	4.7	U	4.7	0.49
563-58-6	1,1-Dichloropropene	4.7	U *	4.7	0.28
87-61-6	1,2,3-Trichlorobenzene	4.7	U	4.7	0.36
96-18-4	1,2,3-Trichloropropane	4.7	U	4.7	0.85
526-73-8	1,2,3-Trimethylbenzene	4.7	U	4.7	0.16
120-82-1	1,2,4-Trichlorobenzene	4.7	U	4.7	0.26
95-63-6	1,2,4-Trimethylbenzene	4.7	U	4.7	0.61
96-12-8	1,2-Dibromo-3-Chloropropane	9.4	U	9.4	1.2
106-93-4	1,2-Dibromoethane	4.7	U	4.7	0.47
95-50-1	1,2-Dichlorobenzene	4.7	U	4.7	0.34
107-06-2	1,2-Dichloroethane	4.7	U	4.7	0.32
78-87-5	1,2-Dichloropropane	4.7	U	4.7	0.65
541-73-1	1,3-Dichlorobenzene	4.7	U	4.7	0.33
142-28-9	1,3-Dichloropropane	4.7	U	4.7	0.32
106-46-7	1,4-Dichlorobenzene	4.7	U	4.7	0.62
594-20-7	2,2-Dichloropropane	4.7	U	4.7	0.89
78-93-3	2-Butanone	1.3	J	19	1.3
110-75-8	2-Chloroethyl vinyl ether	47	U	47	1.3
95-49-8	2-Chlorotoluene	4.7	U	4.7	0.38
591-78-6	2-Hexanone	19	U	19	0.60
106-43-4	4-Chlorotoluene	4.7	U	4.7	0.39
108-10-1	4-Methyl-2-pentanone	19	U	19	0.51
67-64-1	Acetone	23	B	19	6.0
71-43-2	Benzene	4.7	U	4.7	0.22
108-86-1	Bromobenzene	4.7	U	4.7	0.31
74-97-5	Bromochloromethane	4.7	U	4.7	0.67
75-27-4	Bromodichloromethane	4.7	U	4.7	0.26
75-25-2	Bromoform	4.7	U	4.7	0.31
74-83-9	Bromomethane	4.7	U	4.7	0.51
75-15-0	Carbon disulfide	4.7	U	4.7	0.42

FORM I
GC/MS VOA ORGANICS ANALYSIS DATA SHEET

Lab Name: TestAmerica Canton | Job No.: 240-28528-1

SDG No.:

Client Sample ID: DR-SB-219-08-10 | Lab Sample ID: 240-28528-2

Matrix: Solid | Lab File ID: UX87274.D

Analysis Method: 8260B | Date Collected: 08/29/2013 09:00

Sample wt/vol: 5.88(g) | Date Analyzed: 09/08/2013 05:56

Soil Aliquot Vol: | Dilution Factor: 1

Soil Extract Vol.: | GC Column: DB-624 ID: 0.18(mm)

% Moisture: 10.0 | Level: (low/med) Low

Analysis Batch No.: 100560 | Units: ug/Kg

CAS NO.	COMPOUND NAME	RESULT	Q	RL	MDL
56-23-5	Carbon tetrachloride	4.7	U	4.7	0.35
108-90-7	Chlorobenzene	4.7	U	4.7	0.31
75-00-3	Chloroethane	4.7	U	4.7	0.81
67-66-3	Chloroform	4.7	U	4.7	0.27
74-87-3	Chloromethane	4.7	U	4.7	0.39
156-59-2	cis-1,2-Dichloroethene	4.7	U	4.7	0.34
10061-01-5	cis-1,3-Dichloropropene	4.7	U	4.7	0.32
124-48-1	Dibromochloromethane	4.7	U	4.7	0.52
74-95-3	Dibromomethane	4.7	U	4.7	0.60
75-71-8	Dichlorodifluoromethane	4.7	U	4.7	0.47
108-20-3	Diisopropyl ether	9.4	U	9.4	1.4
100-41-4	Ethylbenzene	4.7	U	4.7	0.25
637-92-3	Ethyl-t-butyl ether (ETBE)	4.7	U	4.7	0.21
87-68-3	Hexachlorobutadiene	4.7	U	4.7	1.1
98-82-8	Isopropylbenzene	4.7	U	4.7	0.15
1634-04-4	Methyl tert-butyl ether	4.7	U	4.7	0.41
75-09-2	Methylene Chloride	4.7	U	4.7	0.63
179601-23-1	m-Xylene & p-Xylene	9.4	U	9.4	1.1
91-20-3	Naphthalene	4.7	U	4.7	0.18
104-51-8	n-Butylbenzene	4.7	U	4.7	0.22
103-65-1	n-Propylbenzene	4.7	U	4.7	0.38
95-47-6	o-Xylene	4.7	U	4.7	0.33
99-87-6	p-Isopropyltoluene	4.7	U	4.7	0.20
135-98-8	sec-Butylbenzene	4.7	U	4.7	0.17
100-42-5	Styrene	4.7	U	4.7	0.14
994-05-8	Tert-amyl-methyl ether (TAME)	4.7	U	4.7	0.35
75-65-0	tert-Butyl alcohol	190	U	190	7.2
98-06-6	tert-Butylbenzene	4.7	U	4.7	0.27
127-18-4	Tetrachloroethene	4.7	U	4.7	0.49
108-88-3	Toluene	4.7	U	4.7	0.26
156-60-5	trans-1,2-Dichloroethene	4.7	U	4.7	0.39
10061-02-6	trans-1,3-Dichloropropene	4.7	U	4.7	0.51
79-01-6	Trichloroethene	4.7	U	4.7	0.40
75-69-4	Trichlorofluoromethane	4.7	U	4.7	0.32
108-05-4	Vinyl acetate	9.4	U	9.4	0.24
75-01-4	Vinyl chloride	4.7	U	4.7	0.37

FORM I
GC/MS VOA ORGANICS ANALYSIS DATA SHEET

Lab Name: TestAmerica Canton | Job No.: 240-28528-1

SDG No.:

Client Sample ID: DR-SB-219-08-10 | Lab Sample ID: 240-28528-2

Matrix: Solid | Lab File ID: UX87274.D

Analysis Method: 8260B | Date Collected: 08/29/2013 09:00

Sample wt/vol: 5.88(g) | Date Analyzed: 09/08/2013 05:56

Soil Aliquot Vol: | Dilution Factor: 1

Soil Extract Vol.: | GC Column: DB-624 ID: 0.18(mm)

% Moisture: 10.0 | Level: (low/med) Low

Analysis Batch No.: 100560 | Units: ug/Kg

CAS NO.	COMPOUND NAME	RESULT	Q	RL	MDL
1330-20-7	Xylenes, Total	9.4	U	9.4	0.33

CAS NO.	SURROGATE	%REC	Q	LIMITS
17060-07-0	1,2-Dichloroethane-d4 (Surr)	97		58-123
460-00-4	4-Bromofluorobenzene (Surr)	90		52-136
1868-53-7	Dibromofluoromethane (Surr)	105		37-132
2037-26-5	Toluene-d8 (Surr)	101		67-125

FORM I
GC/MS VOA ORGANICS ANALYSIS DATA SHEET

Lab Name: TestAmerica Canton | Job No.: 240-28528-1

SDG No.:

Client Sample ID: DR-SB-220-02-04 | Lab Sample ID: 240-28528-3

Matrix: Solid | Lab File ID: UX87275.D

Analysis Method: 8260B | Date Collected: 08/29/2013 09:15

Sample wt/vol: 7.02(g) | Date Analyzed: 09/08/2013 06:17

Soil Aliquot Vol: | Dilution Factor: 1

Soil Extract Vol.: | GC Column: DB-624 ID: 0.18(mm)

% Moisture: 12.8 | Level: (low/med) Low

Analysis Batch No.: 100560 | Units: ug/Kg

CAS NO.	COMPOUND NAME	RESULT	Q	RL	MDL
630-20-6	1,1,1,2-Tetrachloroethane	4.1	U	4.1	0.51
71-55-6	1,1,1-Trichloroethane	4.1	U	4.1	0.46
79-34-5	1,1,2,2-Tetrachloroethane	4.1	U	4.1	0.28
76-13-1	1,1,2-Trichloro-1,2,2-trichfluoroeth ane	4.1	U	4.1	1.1
75-34-3	1,1-Dichloroethane	4.1	U	4.1	0.29
75-35-4	1,1-Dichloroethene	4.1	U	4.1	0.42
563-58-6	1,1-Dichloropropene	4.1	U *	4.1	0.25
87-61-6	1,2,3-Trichlorobenzene	4.1	U	4.1	0.31
96-18-4	1,2,3-Trichloropropane	4.1	U	4.1	0.74
526-73-8	1,2,3-Trimethylbenzene	4.1	U	4.1	0.14
120-82-1	1,2,4-Trichlorobenzene	4.1	U	4.1	0.22
95-63-6	1,2,4-Trimethylbenzene	4.1	U	4.1	0.53
96-12-8	1,2-Dibromo-3-Chloropropane	8.2	U	8.2	1.1
106-93-4	1,2-Dibromoethane	4.1	U	4.1	0.41
95-50-1	1,2-Dichlorobenzene	4.1	U	4.1	0.29
107-06-2	1,2-Dichloroethane	4.1	U	4.1	0.28
78-87-5	1,2-Dichloropropane	4.1	U	4.1	0.56
541-73-1	1,3-Dichlorobenzene	4.1	U	4.1	0.29
142-28-9	1,3-Dichloropropane	4.1	U	4.1	0.28
106-46-7	1,4-Dichlorobenzene	4.1	U	4.1	0.54
594-20-7	2,2-Dichloropropane	4.1	U	4.1	0.77
78-93-3	2-Butanone	5.5	J	16	1.1
110-75-8	2-Chloroethyl vinyl ether	41	U	41	1.1
95-49-8	2-Chlorotoluene	4.1	U	4.1	0.33
591-78-6	2-Hexanone	16	U	16	0.51
106-43-4	4-Chlorotoluene	4.1	U	4.1	0.33
108-10-1	4-Methyl-2-pentanone	16	U	16	0.44
67-64-1	Acetone	67	B	16	5.1
71-43-2	Benzene	4.1	U	4.1	0.19
108-86-1	Bromobenzene	4.1	U	4.1	0.27
74-97-5	Bromochloromethane	4.1	U	4.1	0.58
75-27-4	Bromodichloromethane	4.1	U	4.1	0.23
75-25-2	Bromoform	4.1	U	4.1	0.27
74-83-9	Bromomethane	4.1	U	4.1	0.44
75-15-0	Carbon disulfide	0.37	J	4.1	0.36

FORM I
GC/MS VOA ORGANICS ANALYSIS DATA SHEET

Lab Name: TestAmerica Canton | Job No.: 240-28528-1

SDG No.:

Client Sample ID: DR-SB-220-02-04 | Lab Sample ID: 240-28528-3

Matrix: Solid | Lab File ID: UX87275.D

Analysis Method: 8260B | Date Collected: 08/29/2013 09:15

Sample wt/vol: 7.02(g) | Date Analyzed: 09/08/2013 06:17

Soil Aliquot Vol: | Dilution Factor: 1

Soil Extract Vol.: | GC Column: DB-624 ID: 0.18(mm)

% Moisture: 12.8 | Level: (low/med) Low

Analysis Batch No.: 100560 | Units: ug/Kg

CAS NO.	COMPOUND NAME	RESULT	Q	RL	MDL
56-23-5	Carbon tetrachloride	4.1	U	4.1	0.30
108-90-7	Chlorobenzene	4.1	U	4.1	0.27
75-00-3	Chloroethane	4.1	U	4.1	0.70
67-66-3	Chloroform	4.1	U	4.1	0.24
74-87-3	Chloromethane	4.1	U	4.1	0.33
156-59-2	cis-1,2-Dichloroethene	4.1	U	4.1	0.29
10061-01-5	cis-1,3-Dichloropropene	4.1	U	4.1	0.28
124-48-1	Dibromochloromethane	4.1	U	4.1	0.45
74-95-3	Dibromomethane	4.1	U	4.1	0.51
75-71-8	Dichlorodifluoromethane	4.1	U	4.1	0.41
108-20-3	Diisopropyl ether	8.2	U	8.2	1.2
100-41-4	Ethylbenzene	4.1	U	4.1	0.21
637-92-3	Ethyl-t-butyl ether (ETBE)	4.1	U	4.1	0.18
87-68-3	Hexachlorobutadiene	4.1	U	4.1	0.98
98-82-8	Isopropylbenzene	4.1	U	4.1	0.13
1634-04-4	Methyl tert-butyl ether	4.1	U	4.1	0.35
75-09-2	Methylene Chloride	4.1	U	4.1	0.55
179601-23-1	m-Xylene & p-Xylene	8.2	U	8.2	0.98
91-20-3	Naphthalene	4.1	U	4.1	0.16
104-51-8	n-Butylbenzene	4.1	U	4.1	0.19
103-65-1	n-Propylbenzene	4.1	U	4.1	0.33
95-47-6	o-Xylene	4.1	U	4.1	0.29
99-87-6	p-Isopropyltoluene	4.1	U	4.1	0.17
135-98-8	sec-Butylbenzene	4.1	U	4.1	0.15
100-42-5	Styrene	4.1	U	4.1	0.12
994-05-8	Tert-amyl-methyl ether (TAME)	4.1	U	4.1	0.30
75-65-0	tert-Butyl alcohol	160	U	160	6.2
98-06-6	tert-Butylbenzene	4.1	U	4.1	0.24
127-18-4	Tetrachloroethene	4.1	U	4.1	0.42
108-88-3	Toluene	4.1	U	4.1	0.22
156-60-5	trans-1,2-Dichloroethene	4.1	U	4.1	0.33
10061-02-6	trans-1,3-Dichloropropene	4.1	U	4.1	0.44
79-01-6	Trichloroethene	4.1	U	4.1	0.34
75-69-4	Trichlorofluoromethane	4.1	U	4.1	0.28
108-05-4	Vinyl acetate	8.2	U	8.2	0.20
75-01-4	Vinyl chloride	4.1	U	4.1	0.32

FORM I
GC/MS VOA ORGANICS ANALYSIS DATA SHEET

Lab Name: TestAmerica Canton Job No.: 240-28528-1

SDG No.:

Client Sample ID: DR-SB-220-02-04 Lab Sample ID: 240-28528-3

Matrix: Solid Lab File ID: UX87275.D

Analysis Method: 8260B Date Collected: 08/29/2013 09:15

Sample wt/vol: 7.02(g) Date Analyzed: 09/08/2013 06:17

Soil Aliquot Vol: Dilution Factor: 1

Soil Extract Vol.: GC Column: DB-624 ID: 0.18(mm)

% Moisture: 12.8 Level: (low/med) Low

Analysis Batch No.: 100560 Units: ug/Kg

CAS NO.	COMPOUND NAME	RESULT	Q	RL	MDL
1330-20-7	Xylenes, Total	8.2	U	8.2	0.29

CAS NO.	SURROGATE	%REC	Q	LIMITS
17060-07-0	1,2-Dichloroethane-d4 (Surr)	98		58-123
460-00-4	4-Bromofluorobenzene (Surr)	88		52-136
1868-53-7	Dibromofluoromethane (Surr)	101		37-132
2037-26-5	Toluene-d8 (Surr)	95		67-125

FORM I
GC/MS VOA ORGANICS ANALYSIS DATA SHEET

Lab Name: TestAmerica Canton Job No.: 240-28528-1

SDG No.:

Client Sample ID: DR-SB-220-04-06 Lab Sample ID: 240-28528-4

Matrix: Solid Lab File ID: UX87276.D

Analysis Method: 8260B Date Collected: 08/29/2013 09:25

Sample wt/vol: 7.18(g) Date Analyzed: 09/08/2013 06:38

Soil Aliquot Vol: Dilution Factor: 1

Soil Extract Vol.: GC Column: DB-624 ID: 0.18(mm)

% Moisture: 14.2 Level: (low/med) Low

Analysis Batch No.: 100560 Units: ug/Kg

CAS NO.	COMPOUND NAME	RESULT	Q	RL	MDL
630-20-6	1,1,1,2-Tetrachloroethane	4.1	U	4.1	0.50
71-55-6	1,1,1-Trichloroethane	4.1	U	4.1	0.45
79-34-5	1,1,2,2-Tetrachloroethane	4.1	U	4.1	0.28
76-13-1	1,1,2-Trichloro-1,2,2-trichfluoroeth ane	4.1	U	4.1	1.1
75-34-3	1,1-Dichloroethane	4.1	U	4.1	0.29
75-35-4	1,1-Dichloroethene	4.1	U	4.1	0.42
563-58-6	1,1-Dichloropropene	4.1	U *	4.1	0.24
87-61-6	1,2,3-Trichlorobenzene	4.1	U	4.1	0.31
96-18-4	1,2,3-Trichloropropane	4.1	U	4.1	0.73
526-73-8	1,2,3-Trimethylbenzene	4.1	U	4.1	0.14
120-82-1	1,2,4-Trichlorobenzene	4.1	U	4.1	0.22
95-63-6	1,2,4-Trimethylbenzene	4.1	U	4.1	0.53
96-12-8	1,2-Dibromo-3-Chloropropane	8.1	U	8.1	1.1
106-93-4	1,2-Dibromoethane	4.1	U	4.1	0.41
95-50-1	1,2-Dichlorobenzene	4.1	U	4.1	0.29
107-06-2	1,2-Dichloroethane	4.1	U	4.1	0.28
78-87-5	1,2-Dichloropropane	4.1	U	4.1	0.56
541-73-1	1,3-Dichlorobenzene	4.1	U	4.1	0.28
142-28-9	1,3-Dichloropropane	4.1	U	4.1	0.28
106-46-7	1,4-Dichlorobenzene	4.1	U	4.1	0.54
594-20-7	2,2-Dichloropropane	4.1	U	4.1	0.76
78-93-3	2-Butanone	10	J	16	1.1
110-75-8	2-Chloroethyl vinyl ether	41	U	41	1.1
95-49-8	2-Chlorotoluene	4.1	U	4.1	0.32
591-78-6	2-Hexanone	16	U	16	0.51
106-43-4	4-Chlorotoluene	4.1	U	4.1	0.33
108-10-1	4-Methyl-2-pentanone	16	U	16	0.44
67-64-1	Acetone	96	B	16	5.1
71-43-2	Benzene	4.1	U	4.1	0.19
108-86-1	Bromobenzene	4.1	U	4.1	0.27
74-97-5	Bromochloromethane	4.1	U	4.1	0.58
75-27-4	Bromodichloromethane	4.1	U	4.1	0.23
75-25-2	Bromoform	4.1	U	4.1	0.27
74-83-9	Bromomethane	4.1	U	4.1	0.44
75-15-0	Carbon disulfide	0.53	J	4.1	0.36

FORM I
GC/MS VOA ORGANICS ANALYSIS DATA SHEET

Lab Name: TestAmerica Canton Job No.: 240-28528-1

SDG No.:

Client Sample ID: DR-SB-220-04-06 Lab Sample ID: 240-28528-4

Matrix: Solid Lab File ID: UX87276.D

Analysis Method: 8260B Date Collected: 08/29/2013 09:25

Sample wt/vol: 7.18(g) Date Analyzed: 09/08/2013 06:38

Soil Aliquot Vol: Dilution Factor: 1

Soil Extract Vol.: GC Column: DB-624 ID: 0.18(mm)

% Moisture: 14.2 Level: (low/med) Low

Analysis Batch No.: 100560 Units: ug/Kg

CAS NO.	COMPOUND NAME	RESULT	Q	RL	MDL
56-23-5	Carbon tetrachloride	4.1	U	4.1	0.30
108-90-7	Chlorobenzene	4.1	U	4.1	0.27
75-00-3	Chloroethane	4.1	U	4.1	0.70
67-66-3	Chloroform	4.1	U	4.1	0.24
74-87-3	Chloromethane	4.1	U	4.1	0.33
156-59-2	cis-1,2-Dichloroethene	4.1	U	4.1	0.29
10061-01-5	cis-1,3-Dichloropropene	4.1	U	4.1	0.28
124-48-1	Dibromochloromethane	4.1	U	4.1	0.45
74-95-3	Dibromomethane	4.1	U	4.1	0.51
75-71-8	Dichlorodifluoromethane	4.1	U	4.1	0.41
108-20-3	Diisopropyl ether	8.1	U	8.1	1.2
100-41-4	Ethylbenzene	4.1	U	4.1	0.21
637-92-3	Ethyl-t-butyl ether (ETBE)	4.1	U	4.1	0.18
87-68-3	Hexachlorobutadiene	4.1	U	4.1	0.97
98-82-8	Isopropylbenzene	4.1	U	4.1	0.13
1634-04-4	Methyl tert-butyl ether	4.1	U	4.1	0.35
75-09-2	Methylene Chloride	4.1	U	4.1	0.54
179601-23-1	m-Xylene & p-Xylene	8.1	U	8.1	0.97
91-20-3	Naphthalene	4.1	U	4.1	0.15
104-51-8	n-Butylbenzene	4.1	U	4.1	0.19
103-65-1	n-Propylbenzene	4.1	U	4.1	0.32
95-47-6	o-Xylene	4.1	U	4.1	0.28
99-87-6	p-Isopropyltoluene	4.1	U	4.1	0.17
135-98-8	sec-Butylbenzene	4.1	U	4.1	0.15
100-42-5	Styrene	4.1	U	4.1	0.12
994-05-8	Tert-amyl-methyl ether (TAME)	4.1	U	4.1	0.30
75-65-0	tert-Butyl alcohol	160	U	160	6.2
98-06-6	tert-Butylbenzene	4.1	U	4.1	0.24
127-18-4	Tetrachloroethene	4.1	U	4.1	0.42
108-88-3	Toluene	4.1	U	4.1	0.22
156-60-5	trans-1,2-Dichloroethene	4.1	U	4.1	0.33
10061-02-6	trans-1,3-Dichloropropene	4.1	U	4.1	0.44
79-01-6	Trichloroethene	4.1	U	4.1	0.34
75-69-4	Trichlorofluoromethane	4.1	U	4.1	0.28
108-05-4	Vinyl acetate	8.1	U	8.1	0.20
75-01-4	Vinyl chloride	4.1	U	4.1	0.32

FORM I
GC/MS VOA ORGANICS ANALYSIS DATA SHEET

Lab Name: TestAmerica Canton Job No.: 240-28528-1

SDG No.:

Client Sample ID: DR-SB-220-04-06 Lab Sample ID: 240-28528-4

Matrix: Solid Lab File ID: UX87276.D

Analysis Method: 8260B Date Collected: 08/29/2013 09:25

Sample wt/vol: 7.18(g) Date Analyzed: 09/08/2013 06:38

Soil Aliquot Vol: Dilution Factor: 1

Soil Extract Vol.: GC Column: DB-624 ID: 0.18(mm)

% Moisture: 14.2 Level: (low/med) Low

Analysis Batch No.: 100560 Units: ug/Kg

CAS NO.	COMPOUND NAME	RESULT	Q	RL	MDL
1330-20-7	Xylenes, Total	8.1	U	8.1	0.28

CAS NO.	SURROGATE	%REC	Q	LIMITS
17060-07-0	1,2-Dichloroethane-d4 (Surr)	94		58-123
460-00-4	4-Bromofluorobenzene (Surr)	76		52-136
1868-53-7	Dibromofluoromethane (Surr)	98		37-132
2037-26-5	Toluene-d8 (Surr)	104		67-125

FORM I
GC/MS VOA ORGANICS ANALYSIS DATA SHEET

Lab Name: TestAmerica Canton Job No.: 240-28528-1

SDG No.:

Client Sample ID: DR-SB-221-04-06 Lab Sample ID: 240-28528-5

Matrix: Solid Lab File ID: UX87277.D

Analysis Method: 8260B Date Collected: 08/29/2013 10:30

Sample wt/vol: 5.32(g) Date Analyzed: 09/08/2013 06:59

Soil Aliquot Vol: Dilution Factor: 1

Soil Extract Vol.: GC Column: DB-624 ID: 0.18(mm)

% Moisture: 45.1 Level: (low/med) Low

Analysis Batch No.: 100560 Units: ug/Kg

CAS NO.	COMPOUND NAME	RESULT	Q	RL	MDL
630-20-6	1,1,1,2-Tetrachloroethane	8.6	U	8.6	1.1
71-55-6	1,1,1-Trichloroethane	8.6	U	8.6	0.96
79-34-5	1,1,2,2-Tetrachloroethane	8.6	U	8.6	0.58
76-13-1	1,1,2-Trichloro-1,2,2-trichfluoroeth ane	8.6	U	8.6	2.2
75-34-3	1,1-Dichloroethane	8.6	U	8.6	0.62
75-35-4	1,1-Dichloroethene	8.6	U	8.6	0.89
563-58-6	1,1-Dichloropropene	8.6	U *	8.6	0.51
87-61-6	1,2,3-Trichlorobenzene	8.6	U	8.6	0.65
96-18-4	1,2,3-Trichloropropane	8.6	U	8.6	1.5
526-73-8	1,2,3-Trimethylbenzene	8.6	U	8.6	0.29
120-82-1	1,2,4-Trichlorobenzene	8.6	U	8.6	0.46
95-63-6	1,2,4-Trimethylbenzene	8.6	U	8.6	1.1
96-12-8	1,2-Dibromo-3-Chloropropane	17	U	17	2.2
106-93-4	1,2-Dibromoethane	8.6	U	8.6	0.86
95-50-1	1,2-Dichlorobenzene	8.6	U	8.6	0.62
107-06-2	1,2-Dichloroethane	8.6	U	8.6	0.58
78-87-5	1,2-Dichloropropane	8.6	U	8.6	1.2
541-73-1	1,3-Dichlorobenzene	8.6	U	8.6	0.60
142-28-9	1,3-Dichloropropane	8.6	U	8.6	0.58
106-46-7	1,4-Dichlorobenzene	8.6	U	8.6	1.1
594-20-7	2,2-Dichloropropane	8.6	U	8.6	1.6
78-93-3	2-Butanone	8.2	J	34	2.4
110-75-8	2-Chloroethyl vinyl ether	86	U	86	2.4
95-49-8	2-Chlorotoluene	8.6	U	8.6	0.68
591-78-6	2-Hexanone	34	U	34	1.1
106-43-4	4-Chlorotoluene	8.6	U	8.6	0.70
108-10-1	4-Methyl-2-pentanone	34	U	34	0.92
67-64-1	Acetone	120	B	34	11
71-43-2	Benzene	8.6	U	8.6	0.39
108-86-1	Bromobenzene	8.6	U	8.6	0.56
74-97-5	Bromochloromethane	8.6	U	8.6	1.2
75-27-4	Bromodichloromethane	8.6	U	8.6	0.48
75-25-2	Bromoform	8.6	U	8.6	0.56
74-83-9	Bromomethane	8.6	U	8.6	0.92
75-15-0	Carbon disulfide	1.2	J	8.6	0.75

FORM I
GC/MS VOA ORGANICS ANALYSIS DATA SHEET

Lab Name: TestAmerica Canton | Job No.: 240-28528-1

SDG No.:

Client Sample ID: DR-SB-221-04-06 | Lab Sample ID: 240-28528-5

Matrix: Solid | Lab File ID: UX87277.D

Analysis Method: 8260B | Date Collected: 08/29/2013 10:30

Sample wt/vol: 5.32(g) | Date Analyzed: 09/08/2013 06:59

Soil Aliquot Vol: | Dilution Factor: 1

Soil Extract Vol.: | GC Column: DB-624 ID: 0.18(mm)

% Moisture: 45.1 | Level: (low/med) Low

Analysis Batch No.: 100560 | Units: ug/Kg

CAS NO.	COMPOUND NAME	RESULT	Q	RL	MDL
56-23-5	Carbon tetrachloride	8.6	U	8.6	0.63
108-90-7	Chlorobenzene	8.6	U	8.6	0.56
75-00-3	Chloroethane	8.6	U	8.6	1.5
67-66-3	Chloroform	8.6	U	8.6	0.50
74-87-3	Chloromethane	8.6	U	8.6	0.70
156-59-2	cis-1,2-Dichloroethene	8.6	U	8.6	0.62
10061-01-5	cis-1,3-Dichloropropene	8.6	U	8.6	0.58
124-48-1	Dibromochloromethane	8.6	U	8.6	0.94
74-95-3	Dibromomethane	8.6	U	8.6	1.1
75-71-8	Dichlorodifluoromethane	8.6	U	8.6	0.86
108-20-3	Diisopropyl ether	17	U	17	2.6
100-41-4	Ethylbenzene	8.6	U	8.6	0.44
637-92-3	Ethyl-t-butyl ether (ETBE)	8.6	U	8.6	0.38
87-68-3	Hexachlorobutadiene	8.6	U	8.6	2.1
98-82-8	Isopropylbenzene	8.6	U	8.6	0.27
1634-04-4	Methyl tert-butyl ether	8.6	U	8.6	0.74
75-09-2	Methylene Chloride	8.6	U	8.6	1.1
179601-23-1	m-Xylene & p-Xylene	17	U	17	2.1
91-20-3	Naphthalene	8.6	U	8.6	0.33
104-51-8	n-Butylbenzene	8.6	U	8.6	0.39
103-65-1	n-Propylbenzene	8.6	U	8.6	0.68
95-47-6	o-Xylene	8.6	U	8.6	0.60
99-87-6	p-Isopropyltoluene	8.6	U	8.6	0.36
135-98-8	sec-Butylbenzene	8.6	U	8.6	0.31
100-42-5	Styrene	8.6	U	8.6	0.26
994-05-8	Tert-amyl-methyl ether (TAME)	8.6	U	8.6	0.63
75-65-0	tert-Butyl alcohol	340	U	340	13
98-06-6	tert-Butylbenzene	8.6	U	8.6	0.50
127-18-4	Tetrachloroethene	8.6	U	8.6	0.89
108-88-3	Toluene	8.6	U	8.6	0.46
156-60-5	trans-1,2-Dichloroethene	8.6	U	8.6	0.70
10061-02-6	trans-1,3-Dichloropropene	8.6	U	8.6	0.92
79-01-6	Trichloroethene	8.6	U	8.6	0.72
75-69-4	Trichlorofluoromethane	8.6	U	8.6	0.58
108-05-4	Vinyl acetate	17	U	17	0.43
75-01-4	Vinyl chloride	8.6	U	8.6	0.67

FORM I
GC/MS VOA ORGANICS ANALYSIS DATA SHEET

Lab Name: TestAmerica Canton Job No.: 240-28528-1

SDG No.:

Client Sample ID: DR-SB-221-04-06 Lab Sample ID: 240-28528-5

Matrix: Solid Lab File ID: UX87277.D

Analysis Method: 8260B Date Collected: 08/29/2013 10:30

Sample wt/vol: 5.32(g) Date Analyzed: 09/08/2013 06:59

Soil Aliquot Vol: Dilution Factor: 1

Soil Extract Vol.: GC Column: DB-624 ID: 0.18(mm)

% Moisture: 45.1 Level: (low/med) Low

Analysis Batch No.: 100560 Units: ug/Kg

CAS NO.	COMPOUND NAME	RESULT	Q	RL	MDL
1330-20-7	Xylenes, Total	17	U	17	0.60

CAS NO.	SURROGATE	%REC	Q	LIMITS
17060-07-0	1,2-Dichloroethane-d4 (Surr)	94		58-123
460-00-4	4-Bromofluorobenzene (Surr)	76		52-136
1868-53-7	Dibromofluoromethane (Surr)	101		37-132
2037-26-5	Toluene-d8 (Surr)	104		67-125

FORM I
GC/MS VOA ORGANICS ANALYSIS DATA SHEET

Lab Name: TestAmerica Canton Job No.: 240-28528-1

SDG No.:

Client Sample ID: DR-SB-221-08-10 Lab Sample ID: 240-28528-6

Matrix: Solid Lab File ID: UX87278.D

Analysis Method: 8260B Date Collected: 08/29/2013 10:40

Sample wt/vol: 6.36(g) Date Analyzed: 09/08/2013 07:21

Soil Aliquot Vol: Dilution Factor: 1

Soil Extract Vol.: GC Column: DB-624 ID: 0.18(mm)

% Moisture: 17.5 Level: (low/med) Low

Analysis Batch No.: 100560 Units: ug/Kg

CAS NO.	COMPOUND NAME	RESULT	Q	RL	MDL
630-20-6	1,1,1,2-Tetrachloroethane	4.8	U	4.8	0.59
71-55-6	1,1,1-Trichloroethane	4.8	U	4.8	0.53
79-34-5	1,1,2,2-Tetrachloroethane	4.8	U	4.8	0.32
76-13-1	1,1,2-Trichloro-1,2,2-trichfluoroeth ane	4.8	U	4.8	1.2
75-34-3	1,1-Dichloroethane	4.8	U	4.8	0.34
75-35-4	1,1-Dichloroethene	4.8	U	4.8	0.50
563-58-6	1,1-Dichloropropene	4.8	U *	4.8	0.29
87-61-6	1,2,3-Trichlorobenzene	4.8	U	4.8	0.36
96-18-4	1,2,3-Trichloropropane	4.8	U	4.8	0.86
526-73-8	1,2,3-Trimethylbenzene	4.8	U	4.8	0.16
120-82-1	1,2,4-Trichlorobenzene	4.8	U	4.8	0.26
95-63-6	1,2,4-Trimethylbenzene	4.8	U	4.8	0.62
96-12-8	1,2-Dibromo-3-Chloropropane	9.5	U	9.5	1.2
106-93-4	1,2-Dibromoethane	4.8	U	4.8	0.48
95-50-1	1,2-Dichlorobenzene	4.8	U	4.8	0.34
107-06-2	1,2-Dichloroethane	4.8	U	4.8	0.32
78-87-5	1,2-Dichloropropane	4.8	U	4.8	0.66
541-73-1	1,3-Dichlorobenzene	4.8	U	4.8	0.33
142-28-9	1,3-Dichloropropane	4.8	U	4.8	0.32
106-46-7	1,4-Dichlorobenzene	4.8	U	4.8	0.63
594-20-7	2,2-Dichloropropane	4.8	U	4.8	0.90
78-93-3	2-Butanone	28		19	1.3
110-75-8	2-Chloroethyl vinyl ether	48	U	48	1.3
95-49-8	2-Chlorotoluene	4.8	U	4.8	0.38
591-78-6	2-Hexanone	19	U	19	0.60
106-43-4	4-Chlorotoluene	4.8	U	4.8	0.39
108-10-1	4-Methyl-2-pentanone	19	U	19	0.51
67-64-1	Acetone	130	B	19	6.0
71-43-2	Benzene	4.8	U	4.8	0.22
108-86-1	Bromobenzene	4.8	U	4.8	0.31
74-97-5	Bromochloromethane	4.8	U	4.8	0.68
75-27-4	Bromodichloromethane	4.8	U	4.8	0.27
75-25-2	Bromoform	4.8	U	4.8	0.31
74-83-9	Bromomethane	4.8	U	4.8	0.51
75-15-0	Carbon disulfide	1.0	J	4.8	0.42

FORM I
GC/MS VOA ORGANICS ANALYSIS DATA SHEET

Lab Name: TestAmerica Canton | Job No.: 240-28528-1

SDG No.:

Client Sample ID: DR-SB-221-08-10 | Lab Sample ID: 240-28528-6

Matrix: Solid | Lab File ID: UX87278.D

Analysis Method: 8260B | Date Collected: 08/29/2013 10:40

Sample wt/vol: 6.36(g) | Date Analyzed: 09/08/2013 07:21

Soil Aliquot Vol: | Dilution Factor: 1

Soil Extract Vol.: | GC Column: DB-624 ID: 0.18(mm)

% Moisture: 17.5 | Level: (low/med) Low

Analysis Batch No.: 100560 | Units: ug/Kg

CAS NO.	COMPOUND NAME	RESULT	Q	RL	MDL
56-23-5	Carbon tetrachloride	4.8	U	4.8	0.35
108-90-7	Chlorobenzene	4.8	U	4.8	0.31
75-00-3	Chloroethane	4.8	U	4.8	0.82
67-66-3	Chloroform	4.8	U	4.8	0.28
74-87-3	Chloromethane	4.8	U	4.8	0.39
156-59-2	cis-1,2-Dichloroethene	4.8	U	4.8	0.34
10061-01-5	cis-1,3-Dichloropropene	4.8	U	4.8	0.32
124-48-1	Dibromochloromethane	4.8	U	4.8	0.52
74-95-3	Dibromomethane	4.8	U	4.8	0.60
75-71-8	Dichlorodifluoromethane	4.8	U	4.8	0.48
108-20-3	Diisopropyl ether	9.5	U	9.5	1.4
100-41-4	Ethylbenzene	4.8	U	4.8	0.25
637-92-3	Ethyl-t-butyl ether (ETBE)	4.8	U	4.8	0.21
87-68-3	Hexachlorobutadiene	4.8	U	4.8	1.1
98-82-8	Isopropylbenzene	4.8	U	4.8	0.15
1634-04-4	Methyl tert-butyl ether	4.8	U	4.8	0.41
75-09-2	Methylene Chloride	4.8	U	4.8	0.64
179601-23-1	m-Xylene & p-Xylene	9.5	U	9.5	1.1
91-20-3	Naphthalene	4.8	U	4.8	0.18
104-51-8	n-Butylbenzene	4.8	U	4.8	0.22
103-65-1	n-Propylbenzene	4.8	U	4.8	0.38
95-47-6	o-Xylene	4.8	U	4.8	0.33
99-87-6	p-Isopropyltoluene	4.8	U	4.8	0.20
135-98-8	sec-Butylbenzene	4.8	U	4.8	0.17
100-42-5	Styrene	4.8	U	4.8	0.14
994-05-8	Tert-amyl-methyl ether (TAME)	4.8	U	4.8	0.35
75-65-0	tert-Butyl alcohol	190	U	190	7.2
98-06-6	tert-Butylbenzene	4.8	U	4.8	0.28
127-18-4	Tetrachloroethene	4.8	U	4.8	0.50
108-88-3	Toluene	1.9	J	4.8	0.26
156-60-5	trans-1,2-Dichloroethene	4.8	U	4.8	0.39
10061-02-6	trans-1,3-Dichloropropene	4.8	U	4.8	0.51
79-01-6	Trichloroethene	4.8	U	4.8	0.40
75-69-4	Trichlorofluoromethane	4.8	U	4.8	0.32
108-05-4	Vinyl acetate	9.5	U	9.5	0.24
75-01-4	Vinyl chloride	4.8	U	4.8	0.37

FORM I
GC/MS VOA ORGANICS ANALYSIS DATA SHEET

Lab Name: TestAmerica Canton Job No.: 240-28528-1

SDG No.:

Client Sample ID: DR-SB-221-08-10 Lab Sample ID: 240-28528-6

Matrix: Solid Lab File ID: UX87278.D

Analysis Method: 8260B Date Collected: 08/29/2013 10:40

Sample wt/vol: 6.36(g) Date Analyzed: 09/08/2013 07:21

Soil Aliquot Vol: Dilution Factor: 1

Soil Extract Vol.: GC Column: DB-624 ID: 0.18(mm)

% Moisture: 17.5 Level: (low/med) Low

Analysis Batch No.: 100560 Units: ug/Kg

CAS NO.	COMPOUND NAME	RESULT	Q	RL	MDL
1330-20-7	Xylenes, Total	9.5	U	9.5	0.33

CAS NO.	SURROGATE	%REC	Q	LIMITS
17060-07-0	1,2-Dichloroethane-d4 (Surr)	94		58-123
460-00-4	4-Bromofluorobenzene (Surr)	81		52-136
1868-53-7	Dibromofluoromethane (Surr)	98		37-132
2037-26-5	Toluene-d8 (Surr)	102		67-125

FORM I
GC/MS VOA ORGANICS ANALYSIS DATA SHEET

Lab Name: TestAmerica Canton Job No.: 240-28528-1

SDG No.:

Client Sample ID: DR-SB-222-02-04 Lab Sample ID: 240-28528-7

Matrix: Solid Lab File ID: UX87279.D

Analysis Method: 8260B Date Collected: 08/29/2013 09:35

Sample wt/vol: 6.38(g) Date Analyzed: 09/08/2013 07:42

Soil Aliquot Vol: Dilution Factor: 1

Soil Extract Vol.: GC Column: DB-624 ID: 0.18(mm)

% Moisture: 15.8 Level: (low/med) Low

Analysis Batch No.: 100560 Units: ug/Kg

CAS NO.	COMPOUND NAME	RESULT	Q	RL	MDL
630-20-6	1,1,1,2-Tetrachloroethane	4.7	U	4.7	0.58
71-55-6	1,1,1-Trichloroethane	4.7	U	4.7	0.52
79-34-5	1,1,2,2-Tetrachloroethane	4.7	U	4.7	0.32
76-13-1	1,1,2-Trichloro-1,2,2-trichfluoroeth ane	4.7	U	4.7	1.2
75-34-3	1,1-Dichloroethane	4.7	U	4.7	0.34
75-35-4	1,1-Dichloroethene	4.7	U	4.7	0.48
563-58-6	1,1-Dichloropropene	4.7	U *	4.7	0.28
87-61-6	1,2,3-Trichlorobenzene	4.7	U	4.7	0.35
96-18-4	1,2,3-Trichloropropane	4.7	U	4.7	0.84
526-73-8	1,2,3-Trimethylbenzene	4.7	U	4.7	0.16
120-82-1	1,2,4-Trichlorobenzene	4.7	U	4.7	0.25
95-63-6	1,2,4-Trimethylbenzene	4.7	U	4.7	0.61
96-12-8	1,2-Dibromo-3-Chloropropane	9.3	U	9.3	1.2
106-93-4	1,2-Dibromoethane	4.7	U	4.7	0.47
95-50-1	1,2-Dichlorobenzene	4.7	U	4.7	0.34
107-06-2	1,2-Dichloroethane	4.7	U	4.7	0.32
78-87-5	1,2-Dichloropropane	4.7	U	4.7	0.64
541-73-1	1,3-Dichlorobenzene	4.7	U	4.7	0.33
142-28-9	1,3-Dichloropropane	4.7	U	4.7	0.32
106-46-7	1,4-Dichlorobenzene	4.7	U	4.7	0.61
594-20-7	2,2-Dichloropropane	4.7	U	4.7	0.87
78-93-3	2-Butanone	19	U	19	1.3
110-75-8	2-Chloroethyl vinyl ether	47	U	47	1.3
95-49-8	2-Chlorotoluene	4.7	U	4.7	0.37
591-78-6	2-Hexanone	19	U	19	0.59
106-43-4	4-Chlorotoluene	4.7	U	4.7	0.38
108-10-1	4-Methyl-2-pentanone	19	U	19	0.50
67-64-1	Acetone	13	J B	19	5.9
71-43-2	Benzene	4.7	U	4.7	0.21
108-86-1	Bromobenzene	4.7	U	4.7	0.31
74-97-5	Bromochloromethane	4.7	U	4.7	0.66
75-27-4	Bromodichloromethane	4.7	U	4.7	0.26
75-25-2	Bromoform	4.7	U	4.7	0.31
74-83-9	Bromomethane	4.7	U	4.7	0.50
75-15-0	Carbon disulfide	4.7	U	4.7	0.41

FORM I
GC/MS VOA ORGANICS ANALYSIS DATA SHEET

Lab Name: TestAmerica Canton | Job No.: 240-28528-1

SDG No.:

Client Sample ID: DR-SB-222-02-04 | Lab Sample ID: 240-28528-7

Matrix: Solid | Lab File ID: UX87279.D

Analysis Method: 8260B | Date Collected: 08/29/2013 09:35

Sample wt/vol: 6.38(g) | Date Analyzed: 09/08/2013 07:42

Soil Aliquot Vol: | Dilution Factor: 1

Soil Extract Vol.: | GC Column: DB-624 ID: 0.18(mm)

% Moisture: 15.8 | Level: (low/med) Low

Analysis Batch No.: 100560 | Units: ug/Kg

CAS NO.	COMPOUND NAME	RESULT	Q	RL	MDL
56-23-5	Carbon tetrachloride	4.7	U	4.7	0.34
108-90-7	Chlorobenzene	4.7	U	4.7	0.31
75-00-3	Chloroethane	4.7	U	4.7	0.80
67-66-3	Chloroform	4.7	U	4.7	0.27
74-87-3	Chloromethane	4.7	U	4.7	0.38
156-59-2	cis-1,2-Dichloroethene	4.7	U	4.7	0.34
10061-01-5	cis-1,3-Dichloropropene	4.7	U	4.7	0.32
124-48-1	Dibromochloromethane	4.7	U	4.7	0.51
74-95-3	Dibromomethane	4.7	U	4.7	0.59
75-71-8	Dichlorodifluoromethane	4.7	U	4.7	0.47
108-20-3	Diisopropyl ether	9.3	U	9.3	1.4
100-41-4	Ethylbenzene	4.7	U	4.7	0.24
637-92-3	Ethyl-t-butyl ether (ETBE)	4.7	U	4.7	0.20
87-68-3	Hexachlorobutadiene	4.7	U	4.7	1.1
98-82-8	Isopropylbenzene	4.7	U	4.7	0.15
1634-04-4	Methyl tert-butyl ether	4.7	U	4.7	0.40
75-09-2	Methylene Chloride	4.7	U	4.7	0.62
179601-23-1	m-Xylene & p-Xylene	9.3	U	9.3	1.1
91-20-3	Naphthalene	4.7	U	4.7	0.18
104-51-8	n-Butylbenzene	4.7	U	4.7	0.21
103-65-1	n-Propylbenzene	4.7	U	4.7	0.37
95-47-6	o-Xylene	4.7	U	4.7	0.33
99-87-6	p-Isopropyltoluene	4.7	U	4.7	0.20
135-98-8	sec-Butylbenzene	4.7	U	4.7	0.17
100-42-5	Styrene	4.7	U	4.7	0.14
994-05-8	Tert-amyl-methyl ether (TAME)	4.7	U	4.7	0.34
75-65-0	tert-Butyl alcohol	190	U	190	7.1
98-06-6	tert-Butylbenzene	4.7	U	4.7	0.27
127-18-4	Tetrachloroethene	4.7	U	4.7	0.48
108-88-3	Toluene	4.7	U	4.7	0.25
156-60-5	trans-1,2-Dichloroethene	4.7	U	4.7	0.38
10061-02-6	trans-1,3-Dichloropropene	4.7	U	4.7	0.50
79-01-6	Trichloroethene	4.7	U	4.7	0.39
75-69-4	Trichlorofluoromethane	4.7	U	4.7	0.32
108-05-4	Vinyl acetate	9.3	U	9.3	0.23
75-01-4	Vinyl chloride	4.7	U	4.7	0.36

FORM I
GC/MS VOA ORGANICS ANALYSIS DATA SHEET

Lab Name: TestAmerica Canton | Job No.: 240-28528-1

SDG No.:

Client Sample ID: DR-SB-222-02-04 | Lab Sample ID: 240-28528-7

Matrix: Solid | Lab File ID: UX87279.D

Analysis Method: 8260B | Date Collected: 08/29/2013 09:35

Sample wt/vol: 6.38(g) | Date Analyzed: 09/08/2013 07:42

Soil Aliquot Vol: | Dilution Factor: 1

Soil Extract Vol.: | GC Column: DB-624 ID: 0.18(mm)

% Moisture: 15.8 | Level: (low/med) Low

Analysis Batch No.: 100560 | Units: ug/Kg

CAS NO.	COMPOUND NAME	RESULT	Q	RL	MDL
1330-20-7	Xylenes, Total	9.3	U	9.3	0.33

CAS NO.	SURROGATE	%REC	Q	LIMITS
17060-07-0	1,2-Dichloroethane-d4 (Surr)	93		58-123
460-00-4	4-Bromofluorobenzene (Surr)	87		52-136
1868-53-7	Dibromofluoromethane (Surr)	96		37-132
2037-26-5	Toluene-d8 (Surr)	95		67-125

FORM I
GC/MS VOA ORGANICS ANALYSIS DATA SHEET

Lab Name: TestAmerica Canton | Job No.: 240-28528-1

SDG No.:

Client Sample ID: DR-SB-222-08-10 | Lab Sample ID: 240-28528-8

Matrix: Solid | Lab File ID: UX87280.D

Analysis Method: 8260B | Date Collected: 08/29/2013 09:40

Sample wt/vol: 5.92(g) | Date Analyzed: 09/08/2013 08:03

Soil Aliquot Vol: | Dilution Factor: 1

Soil Extract Vol.: | GC Column: DB-624 ID: 0.18(mm)

% Moisture: 16.3 | Level: (low/med) Low

Analysis Batch No.: 100560 | Units: ug/Kg

CAS NO.	COMPOUND NAME	RESULT	Q	RL	MDL
630-20-6	1,1,1,2-Tetrachloroethane	5.0	U	5.0	0.63
71-55-6	1,1,1-Trichloroethane	5.0	U	5.0	0.57
79-34-5	1,1,2,2-Tetrachloroethane	5.0	U	5.0	0.34
76-13-1	1,1,2-Trichloro-1,2,2-trichfluoroeth ane	5.0	U	5.0	1.3
75-34-3	1,1-Dichloroethane	5.0	U	5.0	0.36
75-35-4	1,1-Dichloroethene	5.0	U	5.0	0.52
563-58-6	1,1-Dichloropropene	5.0	U *	5.0	0.30
87-61-6	1,2,3-Trichlorobenzene	5.0	U	5.0	0.38
96-18-4	1,2,3-Trichloropropane	5.0	U	5.0	0.91
526-73-8	1,2,3-Trimethylbenzene	5.0	U	5.0	0.17
120-82-1	1,2,4-Trichlorobenzene	5.0	U	5.0	0.27
95-63-6	1,2,4-Trimethylbenzene	5.0	U	5.0	0.66
96-12-8	1,2-Dibromo-3-Chloropropane	10	U	10	1.3
106-93-4	1,2-Dibromoethane	5.0	U	5.0	0.50
95-50-1	1,2-Dichlorobenzene	5.0	U	5.0	0.36
107-06-2	1,2-Dichloroethane	5.0	U	5.0	0.34
78-87-5	1,2-Dichloropropane	5.0	U	5.0	0.70
541-73-1	1,3-Dichlorobenzene	5.0	U	5.0	0.35
142-28-9	1,3-Dichloropropane	5.0	U	5.0	0.34
106-46-7	1,4-Dichlorobenzene	5.0	U	5.0	0.67
594-20-7	2,2-Dichloropropane	5.0	U	5.0	0.95
78-93-3	2-Butanone	20	U	20	1.4
110-75-8	2-Chloroethyl vinyl ether	50	U	50	1.4
95-49-8	2-Chlorotoluene	5.0	U	5.0	0.40
591-78-6	2-Hexanone	20	U	20	0.64
106-43-4	4-Chlorotoluene	5.0	U	5.0	0.41
108-10-1	4-Methyl-2-pentanone	20	U	20	0.55
67-64-1	Acetone	32	B	20	6.4
71-43-2	Benzene	5.0	U	5.0	0.23
108-86-1	Bromobenzene	5.0	U	5.0	0.33
74-97-5	Bromochloromethane	5.0	U	5.0	0.72
75-27-4	Bromodichloromethane	5.0	U	5.0	0.28
75-25-2	Bromoform	5.0	U	5.0	0.33
74-83-9	Bromomethane	5.0	U	5.0	0.55
75-15-0	Carbon disulfide	0.95	J	5.0	0.44

FORM I
GC/MS VOA ORGANICS ANALYSIS DATA SHEET

Lab Name: TestAmerica Canton Job No.: 240-28528-1

SDG No.:

Client Sample ID: DR-SB-222-08-10 Lab Sample ID: 240-28528-8

Matrix: Solid Lab File ID: UX87280.D

Analysis Method: 8260B Date Collected: 08/29/2013 09:40

Sample wt/vol: 5.92(g) Date Analyzed: 09/08/2013 08:03

Soil Aliquot Vol: Dilution Factor: 1

Soil Extract Vol.: GC Column: DB-624 ID: 0.18(mm)

% Moisture: 16.3 Level: (low/med) Low

Analysis Batch No.: 100560 Units: ug/Kg

CAS NO.	COMPOUND NAME	RESULT	Q	RL	MDL
56-23-5	Carbon tetrachloride	5.0	U	5.0	0.37
108-90-7	Chlorobenzene	5.0	U	5.0	0.33
75-00-3	Chloroethane	5.0	U	5.0	0.87
67-66-3	Chloroform	5.0	U	5.0	0.29
74-87-3	Chloromethane	5.0	U	5.0	0.41
156-59-2	cis-1,2-Dichloroethene	8.1		5.0	0.36
10061-01-5	cis-1,3-Dichloropropene	5.0	U	5.0	0.34
124-48-1	Dibromochloromethane	5.0	U	5.0	0.56
74-95-3	Dibromomethane	5.0	U	5.0	0.64
75-71-8	Dichlorodifluoromethane	5.0	U	5.0	0.50
108-20-3	Diisopropyl ether	10	U	10	1.5
100-41-4	Ethylbenzene	5.0	U	5.0	0.26
637-92-3	Ethyl-t-butyl ether (ETBE)	5.0	U	5.0	0.22
87-68-3	Hexachlorobutadiene	5.0	U	5.0	1.2
98-82-8	Isopropylbenzene	5.0	U	5.0	0.16
1634-04-4	Methyl tert-butyl ether	5.0	U	5.0	0.43
75-09-2	Methylene Chloride	5.0	U	5.0	0.68
179601-23-1	m-Xylene & p-Xylene	10	U	10	1.2
91-20-3	Naphthalene	5.0	U	5.0	0.19
104-51-8	n-Butylbenzene	5.0	U	5.0	0.23
103-65-1	n-Propylbenzene	5.0	U	5.0	0.40
95-47-6	o-Xylene	5.0	U	5.0	0.35
99-87-6	p-Isopropyltoluene	5.0	U	5.0	0.21
135-98-8	sec-Butylbenzene	5.0	U	5.0	0.18
100-42-5	Styrene	5.0	U	5.0	0.15
994-05-8	Tert-amyl-methyl ether (TAME)	5.0	U	5.0	0.37
75-65-0	tert-Butyl alcohol	200	U	200	7.7
98-06-6	tert-Butylbenzene	5.0	U	5.0	0.29
127-18-4	Tetrachloroethene	5.0	U	5.0	0.52
108-88-3	Toluene	5.0	U	5.0	0.27
156-60-5	trans-1,2-Dichloroethene	5.0	U	5.0	0.41
10061-02-6	trans-1,3-Dichloropropene	5.0	U	5.0	0.55
79-01-6	Trichloroethene	0.59	J	5.0	0.42
75-69-4	Trichlorofluoromethane	5.0	U	5.0	0.34
108-05-4	Vinyl acetate	10	U	10	0.25
75-01-4	Vinyl chloride	5.0	U	5.0	0.39

FORM I
GC/MS VOA ORGANICS ANALYSIS DATA SHEET

Lab Name: TestAmerica Canton Job No.: 240-28528-1

SDG No.:

Client Sample ID: DR-SB-222-08-10 Lab Sample ID: 240-28528-8

Matrix: Solid Lab File ID: UX87280.D

Analysis Method: 8260B Date Collected: 08/29/2013 09:40

Sample wt/vol: 5.92(g) Date Analyzed: 09/08/2013 08:03

Soil Aliquot Vol: Dilution Factor: 1

Soil Extract Vol.: GC Column: DB-624 ID: 0.18(mm)

% Moisture: 16.3 Level: (low/med) Low

Analysis Batch No.: 100560 Units: ug/Kg

CAS NO.	COMPOUND NAME	RESULT	Q	RL	MDL
1330-20-7	Xylenes, Total	10	U	10	0.35

CAS NO.	SURROGATE	%REC	Q	LIMITS
17060-07-0	1,2-Dichloroethane-d4 (Surr)	100		58-123
460-00-4	4-Bromofluorobenzene (Surr)	88		52-136
1868-53-7	Dibromofluoromethane (Surr)	102		37-132
2037-26-5	Toluene-d8 (Surr)	97		67-125

FORM I
GC/MS VOA ORGANICS ANALYSIS DATA SHEET

Lab Name: TestAmerica Canton Job No.: 240-28528-1

SDG No.:

Client Sample ID: DR-SB-223-04-06 Lab Sample ID: 240-28528-9

Matrix: Solid Lab File ID: UX87281.D

Analysis Method: 8260B Date Collected: 08/29/2013 11:40

Sample wt/vol: 7.41(g) Date Analyzed: 09/08/2013 08:24

Soil Aliquot Vol: Dilution Factor: 1

Soil Extract Vol.: GC Column: DB-624 ID: 0.18(mm)

% Moisture: 14.6 Level: (low/med) Low

Analysis Batch No.: 100560 Units: ug/Kg

CAS NO.	COMPOUND NAME	RESULT	Q	RL	MDL
630-20-6	1,1,1,2-Tetrachloroethane	4.0	U	4.0	0.49
71-55-6	1,1,1-Trichloroethane	4.0	U	4.0	0.44
79-34-5	1,1,2,2-Tetrachloroethane	4.0	U	4.0	0.27
76-13-1	1,1,2-Trichloro-1,2,2-trichfluoroeth ane	4.0	U	4.0	1.0
75-34-3	1,1-Dichloroethane	4.0	U	4.0	0.28
75-35-4	1,1-Dichloroethene	4.0	U	4.0	0.41
563-58-6	1,1-Dichloropropene	4.0	U *	4.0	0.24
87-61-6	1,2,3-Trichlorobenzene	4.0	U	4.0	0.30
96-18-4	1,2,3-Trichloropropane	4.0	U	4.0	0.71
526-73-8	1,2,3-Trimethylbenzene	4.0	U	4.0	0.13
120-82-1	1,2,4-Trichlorobenzene	4.0	U	4.0	0.21
95-63-6	1,2,4-Trimethylbenzene	4.0	U	4.0	0.51
96-12-8	1,2-Dibromo-3-Chloropropane	7.9	U	7.9	1.0
106-93-4	1,2-Dibromoethane	4.0	U	4.0	0.40
95-50-1	1,2-Dichlorobenzene	4.0	U	4.0	0.28
107-06-2	1,2-Dichloroethane	4.0	U	4.0	0.27
78-87-5	1,2-Dichloropropane	4.0	U	4.0	0.55
541-73-1	1,3-Dichlorobenzene	4.0	U	4.0	0.28
142-28-9	1,3-Dichloropropane	4.0	U	4.0	0.27
106-46-7	1,4-Dichlorobenzene	4.0	U	4.0	0.52
594-20-7	2,2-Dichloropropane	4.0	U	4.0	0.74
78-93-3	2-Butanone	3.1	J	16	1.1
110-75-8	2-Chloroethyl vinyl ether	40	U	40	1.1
95-49-8	2-Chlorotoluene	4.0	U	4.0	0.32
591-78-6	2-Hexanone	16	U	16	0.50
106-43-4	4-Chlorotoluene	4.0	U	4.0	0.32
108-10-1	4-Methyl-2-pentanone	16	U	16	0.43
67-64-1	Acetone	53	B	16	5.0
71-43-2	Benzene	4.0	U	4.0	0.18
108-86-1	Bromobenzene	4.0	U	4.0	0.26
74-97-5	Bromochloromethane	4.0	U	4.0	0.56
75-27-4	Bromodichloromethane	4.0	U	4.0	0.22
75-25-2	Bromoform	4.0	U	4.0	0.26
74-83-9	Bromomethane	4.0	U	4.0	0.43
75-15-0	Carbon disulfide	4.0	U	4.0	0.35

FORM I
GC/MS VOA ORGANICS ANALYSIS DATA SHEET

Lab Name: TestAmerica Canton | Job No.: 240-28528-1

SDG No.:

Client Sample ID: DR-SB-223-04-06 | Lab Sample ID: 240-28528-9

Matrix: Solid | Lab File ID: UX87281.D

Analysis Method: 8260B | Date Collected: 08/29/2013 11:40

Sample wt/vol: 7.41(g) | Date Analyzed: 09/08/2013 08:24

Soil Aliquot Vol: | Dilution Factor: 1

Soil Extract Vol.: | GC Column: DB-624 ID: 0.18(mm)

% Moisture: 14.6 | Level: (low/med) Low

Analysis Batch No.: 100560 | Units: ug/Kg

CAS NO.	COMPOUND NAME	RESULT	Q	RL	MDL
56-23-5	Carbon tetrachloride	4.0	U	4.0	0.29
108-90-7	Chlorobenzene	4.0	U	4.0	0.26
75-00-3	Chloroethane	4.0	U	4.0	0.68
67-66-3	Chloroform	4.0	U	4.0	0.23
74-87-3	Chloromethane	4.0	U	4.0	0.32
156-59-2	cis-1,2-Dichloroethene	4.0	U	4.0	0.28
10061-01-5	cis-1,3-Dichloropropene	4.0	U	4.0	0.27
124-48-1	Dibromochloromethane	4.0	U	4.0	0.43
74-95-3	Dibromomethane	4.0	U	4.0	0.50
75-71-8	Dichlorodifluoromethane	4.0	U	4.0	0.40
108-20-3	Diisopropyl ether	7.9	U	7.9	1.2
100-41-4	Ethylbenzene	4.0	U	4.0	0.21
637-92-3	Ethyl-t-butyl ether (ETBE)	4.0	U	4.0	0.17
87-68-3	Hexachlorobutadiene	4.0	U	4.0	0.95
98-82-8	Isopropylbenzene	4.0	U	4.0	0.13
1634-04-4	Methyl tert-butyl ether	4.0	U	4.0	0.34
75-09-2	Methylene Chloride	4.0	U	4.0	0.53
179601-23-1	m-Xylene & p-Xylene	7.9	U	7.9	0.95
91-20-3	Naphthalene	4.0	U	4.0	0.15
104-51-8	n-Butylbenzene	4.0	U	4.0	0.18
103-65-1	n-Propylbenzene	4.0	U	4.0	0.32
95-47-6	o-Xylene	4.0	U	4.0	0.28
99-87-6	p-Isopropyltoluene	4.0	U	4.0	0.17
135-98-8	sec-Butylbenzene	4.0	U	4.0	0.14
100-42-5	Styrene	4.0	U	4.0	0.12
994-05-8	Tert-amyl-methyl ether (TAME)	4.0	U	4.0	0.29
75-65-0	tert-Butyl alcohol	160	U	160	6.0
98-06-6	tert-Butylbenzene	4.0	U	4.0	0.23
127-18-4	Tetrachloroethene	4.0	U	4.0	0.41
108-88-3	Toluene	4.0	U	4.0	0.21
156-60-5	trans-1,2-Dichloroethene	4.0	U	4.0	0.32
10061-02-6	trans-1,3-Dichloropropene	4.0	U	4.0	0.43
79-01-6	Trichloroethene	4.0	U	4.0	0.33
75-69-4	Trichlorofluoromethane	4.0	U	4.0	0.27
108-05-4	Vinyl acetate	7.9	U	7.9	0.20
75-01-4	Vinyl chloride	4.0	U	4.0	0.31

FORM I
GC/MS VOA ORGANICS ANALYSIS DATA SHEET

Lab Name: TestAmerica Canton Job No.: 240-28528-1

SDG No.:

Client Sample ID: DR-SB-223-04-06 Lab Sample ID: 240-28528-9

Matrix: Solid Lab File ID: UX87281.D

Analysis Method: 8260B Date Collected: 08/29/2013 11:40

Sample wt/vol: 7.41(g) Date Analyzed: 09/08/2013 08:24

Soil Aliquot Vol: Dilution Factor: 1

Soil Extract Vol.: GC Column: DB-624 ID: 0.18(mm)

% Moisture: 14.6 Level: (low/med) Low

Analysis Batch No.: 100560 Units: ug/Kg

CAS NO.	COMPOUND NAME	RESULT	Q	RL	MDL
1330-20-7	Xylenes, Total	7.9	U	7.9	0.28

CAS NO.	SURROGATE	%REC	Q	LIMITS
17060-07-0	1,2-Dichloroethane-d4 (Surr)	107		58-123
460-00-4	4-Bromofluorobenzene (Surr)	91		52-136
1868-53-7	Dibromofluoromethane (Surr)	103		37-132
2037-26-5	Toluene-d8 (Surr)	98		67-125

FORM I
GC/MS VOA ORGANICS ANALYSIS DATA SHEET

Lab Name: TestAmerica Canton Job No.: 240-28528-1

SDG No.:

Client Sample ID: DR-SB-223-06-08 Lab Sample ID: 240-28528-10

Matrix: Solid Lab File ID: UX87282.D

Analysis Method: 8260B Date Collected: 08/29/2013 11:50

Sample wt/vol: 6.48(g) Date Analyzed: 09/08/2013 08:46

Soil Aliquot Vol: Dilution Factor: 1

Soil Extract Vol.: GC Column: DB-624 ID: 0.18(mm)

% Moisture: 11.7 Level: (low/med) Low

Analysis Batch No.: 100560 Units: ug/Kg

CAS NO.	COMPOUND NAME	RESULT	Q	RL	MDL
630-20-6	1,1,1,2-Tetrachloroethane	4.4	U	4.4	0.54
71-55-6	1,1,1-Trichloroethane	4.4	U	4.4	0.49
79-34-5	1,1,2,2-Tetrachloroethane	4.4	U	4.4	0.30
76-13-1	1,1,2-Trichloro-1,2,2-trichfluoroeth ane	4.4	U	4.4	1.1
75-34-3	1,1-Dichloroethane	4.4	U	4.4	0.31
75-35-4	1,1-Dichloroethene	4.4	U	4.4	0.45
563-58-6	1,1-Dichloropropene	4.4	U *	4.4	0.26
87-61-6	1,2,3-Trichlorobenzene	4.4	U	4.4	0.33
96-18-4	1,2,3-Trichloropropane	4.4	U	4.4	0.79
526-73-8	1,2,3-Trimethylbenzene	4.4	U	4.4	0.15
120-82-1	1,2,4-Trichlorobenzene	4.4	U	4.4	0.24
95-63-6	1,2,4-Trimethylbenzene	4.4	U	4.4	0.57
96-12-8	1,2-Dibromo-3-Chloropropane	8.7	U	8.7	1.1
106-93-4	1,2-Dibromoethane	4.4	U	4.4	0.44
95-50-1	1,2-Dichlorobenzene	4.4	U	4.4	0.31
107-06-2	1,2-Dichloroethane	4.4	U	4.4	0.30
78-87-5	1,2-Dichloropropane	4.4	U	4.4	0.60
541-73-1	1,3-Dichlorobenzene	4.4	U	4.4	0.31
142-28-9	1,3-Dichloropropane	4.4	U	4.4	0.30
106-46-7	1,4-Dichlorobenzene	4.4	U	4.4	0.58
594-20-7	2,2-Dichloropropane	4.4	U	4.4	0.82
78-93-3	2-Butanone	17	U	17	1.2
110-75-8	2-Chloroethyl vinyl ether	44	U	44	1.2
95-49-8	2-Chlorotoluene	4.4	U	4.4	0.35
591-78-6	2-Hexanone	17	U	17	0.55
106-43-4	4-Chlorotoluene	4.4	U	4.4	0.36
108-10-1	4-Methyl-2-pentanone	17	U	17	0.47
67-64-1	Acetone	120	B	17	5.5
71-43-2	Benzene	4.4	U	4.4	0.20
108-86-1	Bromobenzene	4.4	U	4.4	0.29
74-97-5	Bromochloromethane	4.4	U	4.4	0.62
75-27-4	Bromodichloromethane	4.4	U	4.4	0.24
75-25-2	Bromoform	4.4	U	4.4	0.29
74-83-9	Bromomethane	4.4	U	4.4	0.47
75-15-0	Carbon disulfide	4.4	U	4.4	0.38

FORM I
GC/MS VOA ORGANICS ANALYSIS DATA SHEET

Lab Name: TestAmerica Canton Job No.: 240-28528-1

SDG No.:

Client Sample ID: DR-SB-223-06-08 Lab Sample ID: 240-28528-10

Matrix: Solid Lab File ID: UX87282.D

Analysis Method: 8260B Date Collected: 08/29/2013 11:50

Sample wt/vol: 6.48(g) Date Analyzed: 09/08/2013 08:46

Soil Aliquot Vol: Dilution Factor: 1

Soil Extract Vol.: GC Column: DB-624 ID: 0.18(mm)

% Moisture: 11.7 Level: (low/med) Low

Analysis Batch No.: 100560 Units: ug/Kg

CAS NO.	COMPOUND NAME	RESULT	Q	RL	MDL
56-23-5	Carbon tetrachloride	4.4	U	4.4	0.32
108-90-7	Chlorobenzene	4.4	U	4.4	0.29
75-00-3	Chloroethane	4.4	U	4.4	0.75
67-66-3	Chloroform	4.4	U	4.4	0.25
74-87-3	Chloromethane	4.4	U	4.4	0.36
156-59-2	cis-1,2-Dichloroethene	14		4.4	0.31
10061-01-5	cis-1,3-Dichloropropene	4.4	U	4.4	0.30
124-48-1	Dibromochloromethane	4.4	U	4.4	0.48
74-95-3	Dibromomethane	4.4	U	4.4	0.55
75-71-8	Dichlorodifluoromethane	4.4	U	4.4	0.44
108-20-3	Diisopropyl ether	8.7	U	8.7	1.3
100-41-4	Ethylbenzene	4.4	U	4.4	0.23
637-92-3	Ethyl-t-butyl ether (ETBE)	4.4	U	4.4	0.19
87-68-3	Hexachlorobutadiene	4.4	U	4.4	1.0
98-82-8	Isopropylbenzene	4.4	U	4.4	0.14
1634-04-4	Methyl tert-butyl ether	4.4	U	4.4	0.38
75-09-2	Methylene Chloride	4.4	U	4.4	0.59
179601-23-1	m-Xylene & p-Xylene	8.7	U	8.7	1.0
91-20-3	Naphthalene	0.24	J	4.4	0.17
104-51-8	n-Butylbenzene	4.4	U	4.4	0.20
103-65-1	n-Propylbenzene	4.4	U	4.4	0.35
95-47-6	o-Xylene	4.4	U	4.4	0.31
99-87-6	p-Isopropyltoluene	4.4	U	4.4	0.18
135-98-8	sec-Butylbenzene	4.4	U	4.4	0.16
100-42-5	Styrene	4.4	U	4.4	0.13
994-05-8	Tert-amyl-methyl ether (TAME)	4.4	U	4.4	0.32
75-65-0	tert-Butyl alcohol	170	U	170	6.6
98-06-6	tert-Butylbenzene	4.4	U	4.4	0.25
127-18-4	Tetrachloroethene	4.4	U	4.4	0.45
108-88-3	Toluene	4.4	U	4.4	0.24
156-60-5	trans-1,2-Dichloroethene	0.90	J	4.4	0.36
10061-02-6	trans-1,3-Dichloropropene	4.4	U	4.4	0.47
79-01-6	Trichloroethene	0.41	J	4.4	0.37
75-69-4	Trichlorofluoromethane	4.4	U	4.4	0.30
108-05-4	Vinyl acetate	8.7	U	8.7	0.22
75-01-4	Vinyl chloride	8.0		4.4	0.34

FORM I
GC/MS VOA ORGANICS ANALYSIS DATA SHEET

Lab Name: TestAmerica Canton | Job No.: 240-28528-1

SDG No.:

Client Sample ID: DR-SB-223-06-08 | Lab Sample ID: 240-28528-10

Matrix: Solid | Lab File ID: UX87282.D

Analysis Method: 8260B | Date Collected: 08/29/2013 11:50

Sample wt/vol: 6.48(g) | Date Analyzed: 09/08/2013 08:46

Soil Aliquot Vol: | Dilution Factor: 1

Soil Extract Vol.: | GC Column: DB-624 ID: 0.18(mm)

% Moisture: 11.7 | Level: (low/med) Low

Analysis Batch No.: 100560 | Units: ug/Kg

CAS NO.	COMPOUND NAME	RESULT	Q	RL	MDL
1330-20-7	Xylenes, Total	8.7	U	8.7	0.31

CAS NO.	SURROGATE	%REC	Q	LIMITS
17060-07-0	1,2-Dichloroethane-d4 (Surr)	92		58-123
460-00-4	4-Bromofluorobenzene (Surr)	82		52-136
1868-53-7	Dibromofluoromethane (Surr)	96		37-132
2037-26-5	Toluene-d8 (Surr)	104		67-125

FORM I
GC/MS VOA ORGANICS ANALYSIS DATA SHEET

Lab Name: TestAmerica Canton | Job No.: 240-28528-1

SDG No.:

Client Sample ID: DR-SB-224-02-04 | Lab Sample ID: 240-28528-11

Matrix: Solid | Lab File ID: UX87283.D

Analysis Method: 8260B | Date Collected: 08/29/2013 10:25

Sample wt/vol: 7.25(g) | Date Analyzed: 09/08/2013 09:07

Soil Aliquot Vol: | Dilution Factor: 1

Soil Extract Vol.: | GC Column: DB-624 ID: 0.18(mm)

% Moisture: 18.2 | Level: (low/med) Low

Analysis Batch No.: 100560 | Units: ug/Kg

CAS NO.	COMPOUND NAME	RESULT	Q	RL	MDL
630-20-6	1,1,1,2-Tetrachloroethane	4.2	U	4.2	0.52
71-55-6	1,1,1-Trichloroethane	4.2	U	4.2	0.47
79-34-5	1,1,2,2-Tetrachloroethane	4.2	U	4.2	0.29
76-13-1	1,1,2-Trichloro-1,2,2-trichfluoroeth ane	4.2	U	4.2	1.1
75-34-3	1,1-Dichloroethane	4.2	U	4.2	0.30
75-35-4	1,1-Dichloroethene	4.2	U	4.2	0.44
563-58-6	1,1-Dichloropropene	4.2	U *	4.2	0.25
87-61-6	1,2,3-Trichlorobenzene	4.2	U	4.2	0.32
96-18-4	1,2,3-Trichloropropane	4.2	U	4.2	0.76
526-73-8	1,2,3-Trimethylbenzene	4.2	U	4.2	0.14
120-82-1	1,2,4-Trichlorobenzene	4.2	U	4.2	0.23
95-63-6	1,2,4-Trimethylbenzene	4.2	U	4.2	0.55
96-12-8	1,2-Dibromo-3-Chloropropane	8.4	U	8.4	1.1
106-93-4	1,2-Dibromoethane	4.2	U	4.2	0.42
95-50-1	1,2-Dichlorobenzene	4.2	U	4.2	0.30
107-06-2	1,2-Dichloroethane	4.2	U	4.2	0.29
78-87-5	1,2-Dichloropropane	4.2	U	4.2	0.58
541-73-1	1,3-Dichlorobenzene	4.2	U	4.2	0.30
142-28-9	1,3-Dichloropropane	4.2	U	4.2	0.29
106-46-7	1,4-Dichlorobenzene	4.2	U	4.2	0.56
594-20-7	2,2-Dichloropropane	4.2	U	4.2	0.79
78-93-3	2-Butanone	2.4	J	17	1.2
110-75-8	2-Chloroethyl vinyl ether	42	U	42	1.2
95-49-8	2-Chlorotoluene	4.2	U	4.2	0.34
591-78-6	2-Hexanone	17	U	17	0.53
106-43-4	4-Chlorotoluene	4.2	U	4.2	0.35
108-10-1	4-Methyl-2-pentanone	17	U	17	0.46
67-64-1	Acetone	31	B	17	5.3
71-43-2	Benzene	4.2	U	4.2	0.19
108-86-1	Bromobenzene	4.2	U	4.2	0.28
74-97-5	Bromochloromethane	4.2	U	4.2	0.60
75-27-4	Bromodichloromethane	4.2	U	4.2	0.24
75-25-2	Bromoform	4.2	U	4.2	0.28
74-83-9	Bromomethane	4.2	U	4.2	0.46
75-15-0	Carbon disulfide	4.2	U	4.2	0.37

FORM I
GC/MS VOA ORGANICS ANALYSIS DATA SHEET

Lab Name: TestAmerica Canton | Job No.: 240-28528-1

SDG No.:

Client Sample ID: DR-SB-224-02-04 | Lab Sample ID: 240-28528-11

Matrix: Solid | Lab File ID: UX87283.D

Analysis Method: 8260B | Date Collected: 08/29/2013 10:25

Sample wt/vol: 7.25(g) | Date Analyzed: 09/08/2013 09:07

Soil Aliquot Vol: | Dilution Factor: 1

Soil Extract Vol.: | GC Column: DB-624 ID: 0.18(mm)

% Moisture: 18.2 | Level: (low/med) Low

Analysis Batch No.: 100560 | Units: ug/Kg

CAS NO.	COMPOUND NAME	RESULT	Q	RL	MDL
56-23-5	Carbon tetrachloride	4.2	U	4.2	0.31
108-90-7	Chlorobenzene	4.2	U	4.2	0.28
75-00-3	Chloroethane	4.2	U	4.2	0.73
67-66-3	Chloroform	4.2	U	4.2	0.24
74-87-3	Chloromethane	4.2	U	4.2	0.35
156-59-2	cis-1,2-Dichloroethene	4.2	U	4.2	0.30
10061-01-5	cis-1,3-Dichloropropene	4.2	U	4.2	0.29
124-48-1	Dibromochloromethane	4.2	U	4.2	0.46
74-95-3	Dibromomethane	4.2	U	4.2	0.53
75-71-8	Dichlorodifluoromethane	4.2	U	4.2	0.42
108-20-3	Diisopropyl ether	8.4	U	8.4	1.3
100-41-4	Ethylbenzene	4.2	U	4.2	0.22
637-92-3	Ethyl-t-butyl ether (ETBE)	4.2	U	4.2	0.19
87-68-3	Hexachlorobutadiene	4.2	U	4.2	1.0
98-82-8	Isopropylbenzene	4.2	U	4.2	0.13
1634-04-4	Methyl tert-butyl ether	4.2	U	4.2	0.36
75-09-2	Methylene Chloride	4.2	U	4.2	0.56
179601-23-1	m-Xylene & p-Xylene	8.4	U	8.4	1.0
91-20-3	Naphthalene	4.2	U	4.2	0.16
104-51-8	n-Butylbenzene	4.2	U	4.2	0.19
103-65-1	n-Propylbenzene	4.2	U	4.2	0.34
95-47-6	o-Xylene	4.2	U	4.2	0.30
99-87-6	p-Isopropyltoluene	4.2	U	4.2	0.18
135-98-8	sec-Butylbenzene	4.2	U	4.2	0.15
100-42-5	Styrene	4.2	U	4.2	0.13
994-05-8	Tert-amyl-methyl ether (TAME)	4.2	U	4.2	0.31
75-65-0	tert-Butyl alcohol	170	U	170	6.4
98-06-6	tert-Butylbenzene	4.2	U	4.2	0.24
127-18-4	Tetrachloroethene	4.2	U	4.2	0.44
108-88-3	Toluene	4.2	U	4.2	0.23
156-60-5	trans-1,2-Dichloroethene	4.2	U	4.2	0.35
10061-02-6	trans-1,3-Dichloropropene	4.2	U	4.2	0.46
79-01-6	Trichloroethene	4.2	U	4.2	0.35
75-69-4	Trichlorofluoromethane	4.2	U	4.2	0.29
108-05-4	Vinyl acetate	8.4	U	8.4	0.21
75-01-4	Vinyl chloride	4.2	U	4.2	0.33

FORM I
GC/MS VOA ORGANICS ANALYSIS DATA SHEET

Lab Name: TestAmerica Canton Job No.: 240-28528-1

SDG No.:

Client Sample ID: DR-SB-224-02-04 Lab Sample ID: 240-28528-11

Matrix: Solid Lab File ID: UX87283.D

Analysis Method: 8260B Date Collected: 08/29/2013 10:25

Sample wt/vol: 7.25(g) Date Analyzed: 09/08/2013 09:07

Soil Aliquot Vol: Dilution Factor: 1

Soil Extract Vol.: GC Column: DB-624 ID: 0.18(mm)

% Moisture: 18.2 Level: (low/med) Low

Analysis Batch No.: 100560 Units: ug/Kg

CAS NO.	COMPOUND NAME	RESULT	Q	RL	MDL
1330-20-7	Xylenes, Total	8.4	U	8.4	0.30

CAS NO.	SURROGATE	%REC	Q	LIMITS
17060-07-0	1,2-Dichloroethane-d4 (Surr)	105		58-123
460-00-4	4-Bromofluorobenzene (Surr)	91		52-136
1868-53-7	Dibromofluoromethane (Surr)	103		37-132
2037-26-5	Toluene-d8 (Surr)	97		67-125

FORM I
GC/MS VOA ORGANICS ANALYSIS DATA SHEET

Lab Name: TestAmerica Canton | Job No.: 240-28528-1

SDG No.:

Client Sample ID: DR-SB-224-06-08 | Lab Sample ID: 240-28528-12

Matrix: Solid | Lab File ID: UX87284.D

Analysis Method: 8260B | Date Collected: 08/29/2013 10:30

Sample wt/vol: 7.12(g) | Date Analyzed: 09/08/2013 09:28

Soil Aliquot Vol: | Dilution Factor: 1

Soil Extract Vol.: | GC Column: DB-624 ID: 0.18(mm)

% Moisture: 13.4 | Level: (low/med) Low

Analysis Batch No.: 100560 | Units: ug/Kg

CAS NO.	COMPOUND NAME	RESULT	Q	RL	MDL
630-20-6	1,1,1,2-Tetrachloroethane	4.1	U	4.1	0.50
71-55-6	1,1,1-Trichloroethane	4.1	U	4.1	0.45
79-34-5	1,1,2,2-Tetrachloroethane	4.1	U	4.1	0.28
76-13-1	1,1,2-Trichloro-1,2,2-trichfluoroeth ane	4.1	U	4.1	1.1
75-34-3	1,1-Dichloroethane	4.1	U	4.1	0.29
75-35-4	1,1-Dichloroethene	4.1	U	4.1	0.42
563-58-6	1,1-Dichloropropene	4.1	U *	4.1	0.24
87-61-6	1,2,3-Trichlorobenzene	4.1	U	4.1	0.31
96-18-4	1,2,3-Trichloropropane	4.1	U	4.1	0.73
526-73-8	1,2,3-Trimethylbenzene	4.1	U	4.1	0.14
120-82-1	1,2,4-Trichlorobenzene	4.1	U	4.1	0.22
95-63-6	1,2,4-Trimethylbenzene	4.1	U	4.1	0.53
96-12-8	1,2-Dibromo-3-Chloropropane	8.1	U	8.1	1.1
106-93-4	1,2-Dibromoethane	4.1	U	4.1	0.41
95-50-1	1,2-Dichlorobenzene	4.1	U	4.1	0.29
107-06-2	1,2-Dichloroethane	4.1	U	4.1	0.28
78-87-5	1,2-Dichloropropane	4.1	U	4.1	0.56
541-73-1	1,3-Dichlorobenzene	4.1	U	4.1	0.28
142-28-9	1,3-Dichloropropane	4.1	U	4.1	0.28
106-46-7	1,4-Dichlorobenzene	4.1	U	4.1	0.53
594-20-7	2,2-Dichloropropane	4.1	U	4.1	0.76
78-93-3	2-Butanone	7.6	J	16	1.1
110-75-8	2-Chloroethyl vinyl ether	41	U	41	1.1
95-49-8	2-Chlorotoluene	4.1	U	4.1	0.32
591-78-6	2-Hexanone	16	U	16	0.51
106-43-4	4-Chlorotoluene	4.1	U	4.1	0.33
108-10-1	4-Methyl-2-pentanone	16	U	16	0.44
67-64-1	Acetone	89	B	16	5.1
71-43-2	Benzene	4.1	U	4.1	0.19
108-86-1	Bromobenzene	4.1	U	4.1	0.27
74-97-5	Bromochloromethane	4.1	U	4.1	0.58
75-27-4	Bromodichloromethane	4.1	U	4.1	0.23
75-25-2	Bromoform	4.1	U	4.1	0.27
74-83-9	Bromomethane	4.1	U	4.1	0.44
75-15-0	Carbon disulfide	4.1	U	4.1	0.36

FORM I
GC/MS VOA ORGANICS ANALYSIS DATA SHEET

Lab Name: TestAmerica Canton | Job No.: 240-28528-1

SDG No.:

Client Sample ID: DR-SB-224-06-08 | Lab Sample ID: 240-28528-12

Matrix: Solid | Lab File ID: UX87284.D

Analysis Method: 8260B | Date Collected: 08/29/2013 10:30

Sample wt/vol: 7.12(g) | Date Analyzed: 09/08/2013 09:28

Soil Aliquot Vol: | Dilution Factor: 1

Soil Extract Vol.: | GC Column: DB-624 ID: 0.18(mm)

% Moisture: 13.4 | Level: (low/med) Low

Analysis Batch No.: 100560 | Units: ug/Kg

CAS NO.	COMPOUND NAME	RESULT	Q	RL	MDL
56-23-5	Carbon tetrachloride	4.1	U	4.1	0.30
108-90-7	Chlorobenzene	4.1	U	4.1	0.27
75-00-3	Chloroethane	4.1	U	4.1	0.70
67-66-3	Chloroform	4.1	U	4.1	0.24
74-87-3	Chloromethane	4.1	U	4.1	0.33
156-59-2	cis-1,2-Dichloroethene	2.7	J	4.1	0.29
10061-01-5	cis-1,3-Dichloropropene	4.1	U	4.1	0.28
124-48-1	Dibromochloromethane	4.1	U	4.1	0.45
74-95-3	Dibromomethane	4.1	U	4.1	0.51
75-71-8	Dichlorodifluoromethane	4.1	U	4.1	0.41
108-20-3	Diisopropyl ether	8.1	U	8.1	1.2
100-41-4	Ethylbenzene	4.1	U	4.1	0.21
637-92-3	Ethyl-t-butyl ether (ETBE)	4.1	U	4.1	0.18
87-68-3	Hexachlorobutadiene	4.1	U	4.1	0.97
98-82-8	Isopropylbenzene	4.1	U	4.1	0.13
1634-04-4	Methyl tert-butyl ether	4.1	U	4.1	0.35
75-09-2	Methylene Chloride	4.1	U	4.1	0.54
179601-23-1	m-Xylene & p-Xylene	8.1	U	8.1	0.97
91-20-3	Naphthalene	4.1	U	4.1	0.15
104-51-8	n-Butylbenzene	4.1	U	4.1	0.19
103-65-1	n-Propylbenzene	4.1	U	4.1	0.32
95-47-6	o-Xylene	4.1	U	4.1	0.28
99-87-6	p-Isopropyltoluene	4.1	U	4.1	0.17
135-98-8	sec-Butylbenzene	4.1	U	4.1	0.15
100-42-5	Styrene	4.1	U	4.1	0.12
994-05-8	Tert-amyl-methyl ether (TAME)	4.1	U	4.1	0.30
75-65-0	tert-Butyl alcohol	160	U	160	6.2
98-06-6	tert-Butylbenzene	4.1	U	4.1	0.24
127-18-4	Tetrachloroethene	4.1	U	4.1	0.42
108-88-3	Toluene	4.1	U	4.1	0.22
156-60-5	trans-1,2-Dichloroethene	4.1	U	4.1	0.33
10061-02-6	trans-1,3-Dichloropropene	4.1	U	4.1	0.44
79-01-6	Trichloroethene	4.1	U	4.1	0.34
75-69-4	Trichlorofluoromethane	4.1	U	4.1	0.28
108-05-4	Vinyl acetate	8.1	U	8.1	0.20
75-01-4	Vinyl chloride	1.1	J	4.1	0.32

FORM I
GC/MS VOA ORGANICS ANALYSIS DATA SHEET

Lab Name: TestAmerica Canton Job No.: 240-28528-1

SDG No.:

Client Sample ID: DR-SB-224-06-08 Lab Sample ID: 240-28528-12

Matrix: Solid Lab File ID: UX87284.D

Analysis Method: 8260B Date Collected: 08/29/2013 10:30

Sample wt/vol: 7.12(g) Date Analyzed: 09/08/2013 09:28

Soil Aliquot Vol: Dilution Factor: 1

Soil Extract Vol.: GC Column: DB-624 ID: 0.18(mm)

% Moisture: 13.4 Level: (low/med) Low

Analysis Batch No.: 100560 Units: ug/Kg

CAS NO.	COMPOUND NAME	RESULT	Q	RL	MDL
1330-20-7	Xylenes, Total	8.1	U	8.1	0.28

CAS NO.	SURROGATE	%REC	Q	LIMITS
17060-07-0	1,2-Dichloroethane-d4 (Surr)	97		58-123
460-00-4	4-Bromofluorobenzene (Surr)	92		52-136
1868-53-7	Dibromofluoromethane (Surr)	103		37-132
2037-26-5	Toluene-d8 (Surr)	101		67-125

FORM I
GC/MS VOA ORGANICS ANALYSIS DATA SHEET

Lab Name: TestAmerica Canton | Job No.: 240-28528-1

SDG No.:

Client Sample ID: DR-SB-225-02-04 | Lab Sample ID: 240-28528-13

Matrix: Solid | Lab File ID: UX87296.D

Analysis Method: 8260B | Date Collected: 08/29/2013 11:05

Sample wt/vol: 7.48(g) | Date Analyzed: 09/10/2013 05:16

Soil Aliquot Vol: | Dilution Factor: 1

Soil Extract Vol.: | GC Column: DB-624 ID: 0.18(mm)

% Moisture: 12.9 | Level: (low/med) Low

Analysis Batch No.: 100739 | Units: ug/Kg

CAS NO.	COMPOUND NAME	RESULT	Q	RL	MDL
630-20-6	1,1,1,2-Tetrachloroethane	3.8	U	3.8	0.48
71-55-6	1,1,1-Trichloroethane	3.8	U	3.8	0.43
79-34-5	1,1,2,2-Tetrachloroethane	3.8	U	3.8	0.26
76-13-1	1,1,2-Trichloro-1,2,2-trichfluoroeth ane	3.8	U	3.8	1.0
75-34-3	1,1-Dichloroethane	3.8	U	3.8	0.28
75-35-4	1,1-Dichloroethene	3.8	U	3.8	0.40
563-58-6	1,1-Dichloropropene	3.8	U	3.8	0.23
87-61-6	1,2,3-Trichlorobenzene	3.8	U	3.8	0.29
96-18-4	1,2,3-Trichloropropane	3.8	U	3.8	0.69
526-73-8	1,2,3-Trimethylbenzene	3.8	U	3.8	0.13
120-82-1	1,2,4-Trichlorobenzene	3.8	U	3.8	0.21
95-63-6	1,2,4-Trimethylbenzene	3.8	U	3.8	0.50
96-12-8	1,2-Dibromo-3-Chloropropane	7.7	U	7.7	1.0
106-93-4	1,2-Dibromoethane	3.8	U	3.8	0.38
95-50-1	1,2-Dichlorobenzene	3.8	U	3.8	0.28
107-06-2	1,2-Dichloroethane	0.92	J	3.8	0.26
78-87-5	1,2-Dichloropropane	3.8	U	3.8	0.53
541-73-1	1,3-Dichlorobenzene	3.8	U	3.8	0.27
142-28-9	1,3-Dichloropropane	3.8	U	3.8	0.26
106-46-7	1,4-Dichlorobenzene	3.8	U	3.8	0.51
594-20-7	2,2-Dichloropropane	3.8	U	3.8	0.72
78-93-3	2-Butanone	3.5	J	15	1.1
110-75-8	2-Chloroethyl vinyl ether	38	U	38	1.1
95-49-8	2-Chlorotoluene	3.8	U	3.8	0.31
591-78-6	2-Hexanone	15	U	15	0.48
106-43-4	4-Chlorotoluene	3.8	U	3.8	0.31
108-10-1	4-Methyl-2-pentanone	15	U	15	0.41
67-64-1	Acetone	35		15	4.8
71-43-2	Benzene	3.8	U	3.8	0.18
108-86-1	Bromobenzene	3.8	U	3.8	0.25
74-97-5	Bromochloromethane	3.8	U	3.8	0.54
75-27-4	Bromodichloromethane	3.8	U	3.8	0.21
75-25-2	Bromoform	3.8	U	3.8	0.25
74-83-9	Bromomethane	3.8	U	3.8	0.41
75-15-0	Carbon disulfide	3.8	U	3.8	0.34

FORM I
GC/MS VOA ORGANICS ANALYSIS DATA SHEET

Lab Name: TestAmerica Canton Job No.: 240-28528-1

SDG No.:

Client Sample ID: DR-SB-225-02-04 Lab Sample ID: 240-28528-13

Matrix: Solid Lab File ID: UX87296.D

Analysis Method: 8260B Date Collected: 08/29/2013 11:05

Sample wt/vol: 7.48(g) Date Analyzed: 09/10/2013 05:16

Soil Aliquot Vol: Dilution Factor: 1

Soil Extract Vol.: GC Column: DB-624 ID: 0.18(mm)

% Moisture: 12.9 Level: (low/med) Low

Analysis Batch No.: 100739 Units: ug/Kg

CAS NO.	COMPOUND NAME	RESULT	Q	RL	MDL
56-23-5	Carbon tetrachloride	3.8	U	3.8	0.28
108-90-7	Chlorobenzene	3.8	U	3.8	0.25
75-00-3	Chloroethane	3.8	U	3.8	0.66
67-66-3	Chloroform	3.8	U	3.8	0.22
74-87-3	Chloromethane	3.8	U	3.8	0.31
156-59-2	cis-1,2-Dichloroethene	1.9	J	3.8	0.28
10061-01-5	cis-1,3-Dichloropropene	3.8	U	3.8	0.26
124-48-1	Dibromochloromethane	3.8	U	3.8	0.42
74-95-3	Dibromomethane	3.8	U	3.8	0.48
75-71-8	Dichlorodifluoromethane	3.8	U	3.8	0.38
108-20-3	Diisopropyl ether	7.7	U	7.7	1.2
100-41-4	Ethylbenzene	3.8	U	3.8	0.20
637-92-3	Ethyl-t-butyl ether (ETBE)	3.8	U	3.8	0.17
87-68-3	Hexachlorobutadiene	3.8	U	3.8	0.92
98-82-8	Isopropylbenzene	3.8	U	3.8	0.12
1634-04-4	Methyl tert-butyl ether	3.8	U	3.8	0.33
75-09-2	Methylene Chloride	3.8	U	3.8	0.51
179601-23-1	m-Xylene & p-Xylene	7.7	U	7.7	0.92
91-20-3	Naphthalene	3.8	U	3.8	0.15
104-51-8	n-Butylbenzene	3.8	U	3.8	0.18
103-65-1	n-Propylbenzene	3.8	U	3.8	0.31
95-47-6	o-Xylene	3.8	U	3.8	0.27
99-87-6	p-Isopropyltoluene	3.8	U	3.8	0.16
135-98-8	sec-Butylbenzene	3.8	U	3.8	0.14
100-42-5	Styrene	3.8	U	3.8	0.12
994-05-8	Tert-amyl-methyl ether (TAME)	3.8	U	3.8	0.28
75-65-0	tert-Butyl alcohol	150	U	150	5.8
98-06-6	tert-Butylbenzene	3.8	U	3.8	0.22
127-18-4	Tetrachloroethene	3.8	U	3.8	0.40
108-88-3	Toluene	3.8	U	3.8	0.21
156-60-5	trans-1,2-Dichloroethene	3.8	U	3.8	0.31
10061-02-6	trans-1,3-Dichloropropene	3.8	U	3.8	0.41
79-01-6	Trichloroethene	8.5		3.8	0.32
75-69-4	Trichlorofluoromethane	3.8	U	3.8	0.26
108-05-4	Vinyl acetate	7.7	U	7.7	0.19
75-01-4	Vinyl chloride	0.38	J	3.8	0.30

FORM I
GC/MS VOA ORGANICS ANALYSIS DATA SHEET

Lab Name: TestAmerica Canton | Job No.: 240-28528-1

SDG No.:

Client Sample ID: DR-SB-225-02-04 | Lab Sample ID: 240-28528-13

Matrix: Solid | Lab File ID: UX87296.D

Analysis Method: 8260B | Date Collected: 08/29/2013 11:05

Sample wt/vol: 7.48(g) | Date Analyzed: 09/10/2013 05:16

Soil Aliquot Vol: | Dilution Factor: 1

Soil Extract Vol.: | GC Column: DB-624 ID: 0.18(mm)

% Moisture: 12.9 | Level: (low/med) Low

Analysis Batch No.: 100739 | Units: ug/Kg

CAS NO.	COMPOUND NAME	RESULT	Q	RL	MDL
1330-20-7	Xylenes, Total	7.7	U	7.7	0.27

CAS NO.	SURROGATE	%REC	Q	LIMITS
17060-07-0	1,2-Dichloroethane-d4 (Surr)	104		58-123
460-00-4	4-Bromofluorobenzene (Surr)	96		52-136
1868-53-7	Dibromofluoromethane (Surr)	104		37-132
2037-26-5	Toluene-d8 (Surr)	105		67-125

FORM I
GC/MS VOA ORGANICS ANALYSIS DATA SHEET

Lab Name: TestAmerica Canton Job No.: 240-28528-1

SDG No.:

Client Sample ID: DR-SB-225-04-06 Lab Sample ID: 240-28528-14

Matrix: Solid Lab File ID: UX87297.D

Analysis Method: 8260B Date Collected: 08/29/2013 11:10

Sample wt/vol: 7.31(g) Date Analyzed: 09/10/2013 05:37

Soil Aliquot Vol: Dilution Factor: 1

Soil Extract Vol.: GC Column: DB-624 ID: 0.18(mm)

% Moisture: 16.7 Level: (low/med) Low

Analysis Batch No.: 100739 Units: ug/Kg

CAS NO.	COMPOUND NAME	RESULT	Q	RL	MDL
630-20-6	1,1,1,2-Tetrachloroethane	4.1	U	4.1	0.51
71-55-6	1,1,1-Trichloroethane	4.1	U	4.1	0.46
79-34-5	1,1,2,2-Tetrachloroethane	4.1	U	4.1	0.28
76-13-1	1,1,2-Trichloro-1,2,2-trichfluoroeth ane	4.1	U	4.1	1.1
75-34-3	1,1-Dichloroethane	4.1	U	4.1	0.30
75-35-4	1,1-Dichloroethene	4.1	U	4.1	0.43
563-58-6	1,1-Dichloropropene	4.1	U	4.1	0.25
87-61-6	1,2,3-Trichlorobenzene	4.1	U	4.1	0.31
96-18-4	1,2,3-Trichloropropane	4.1	U	4.1	0.74
526-73-8	1,2,3-Trimethylbenzene	4.1	U	4.1	0.14
120-82-1	1,2,4-Trichlorobenzene	4.1	U	4.1	0.22
95-63-6	1,2,4-Trimethylbenzene	4.1	U	4.1	0.53
96-12-8	1,2-Dibromo-3-Chloropropane	8.2	U	8.2	1.1
106-93-4	1,2-Dibromoethane	4.1	U	4.1	0.41
95-50-1	1,2-Dichlorobenzene	4.1	U	4.1	0.30
107-06-2	1,2-Dichloroethane	4.1	U	4.1	0.28
78-87-5	1,2-Dichloropropane	4.1	U	4.1	0.57
541-73-1	1,3-Dichlorobenzene	4.1	U	4.1	0.29
142-28-9	1,3-Dichloropropane	4.1	U	4.1	0.28
106-46-7	1,4-Dichlorobenzene	4.1	U	4.1	0.54
594-20-7	2,2-Dichloropropane	4.1	U	4.1	0.77
78-93-3	2-Butanone	3.4	J	16	1.1
110-75-8	2-Chloroethyl vinyl ether	41	U	41	1.1
95-49-8	2-Chlorotoluene	4.1	U	4.1	0.33
591-78-6	2-Hexanone	16	U	16	0.52
106-43-4	4-Chlorotoluene	4.1	U	4.1	0.34
108-10-1	4-Methyl-2-pentanone	16	U	16	0.44
67-64-1	Acetone	63		16	5.2
71-43-2	Benzene	4.1	U	4.1	0.19
108-86-1	Bromobenzene	4.1	U	4.1	0.27
74-97-5	Bromochloromethane	4.1	U	4.1	0.58
75-27-4	Bromodichloromethane	4.1	U	4.1	0.23
75-25-2	Bromoform	4.1	U	4.1	0.27
74-83-9	Bromomethane	4.1	U	4.1	0.44
75-15-0	Carbon disulfide	4.1	U	4.1	0.36

FORM I
GC/MS VOA ORGANICS ANALYSIS DATA SHEET

Lab Name: TestAmerica Canton | Job No.: 240-28528-1

SDG No.:

Client Sample ID: DR-SB-225-04-06 | Lab Sample ID: 240-28528-14

Matrix: Solid | Lab File ID: UX87297.D

Analysis Method: 8260B | Date Collected: 08/29/2013 11:10

Sample wt/vol: 7.31(g) | Date Analyzed: 09/10/2013 05:37

Soil Aliquot Vol: | Dilution Factor: 1

Soil Extract Vol.: | GC Column: DB-624 ID: 0.18(mm)

% Moisture: 16.7 | Level: (low/med) Low

Analysis Batch No.: 100739 | Units: ug/Kg

CAS NO.	COMPOUND NAME	RESULT	Q	RL	MDL
56-23-5	Carbon tetrachloride	4.1	U	4.1	0.30
108-90-7	Chlorobenzene	4.1	U	4.1	0.27
75-00-3	Chloroethane	4.1	U	4.1	0.71
67-66-3	Chloroform	4.1	U	4.1	0.24
74-87-3	Chloromethane	4.1	U	4.1	0.34
156-59-2	cis-1,2-Dichloroethene	4.1	U	4.1	0.30
10061-01-5	cis-1,3-Dichloropropene	4.1	U	4.1	0.28
124-48-1	Dibromochloromethane	4.1	U	4.1	0.45
74-95-3	Dibromomethane	4.1	U	4.1	0.52
75-71-8	Dichlorodifluoromethane	4.1	U	4.1	0.41
108-20-3	Diisopropyl ether	8.2	U	8.2	1.2
100-41-4	Ethylbenzene	4.1	U	4.1	0.21
637-92-3	Ethyl-t-butyl ether (ETBE)	4.1	U	4.1	0.18
87-68-3	Hexachlorobutadiene	4.1	U	4.1	0.99
98-82-8	Isopropylbenzene	4.1	U	4.1	0.13
1634-04-4	Methyl tert-butyl ether	4.1	U	4.1	0.35
75-09-2	Methylene Chloride	4.1	U	4.1	0.55
179601-23-1	m-Xylene & p-Xylene	8.2	U	8.2	0.99
91-20-3	Naphthalene	4.1	U	4.1	0.16
104-51-8	n-Butylbenzene	4.1	U	4.1	0.19
103-65-1	n-Propylbenzene	4.1	U	4.1	0.33
95-47-6	o-Xylene	4.1	U	4.1	0.29
99-87-6	p-Isopropyltoluene	4.1	U	4.1	0.17
135-98-8	sec-Butylbenzene	4.1	U	4.1	0.15
100-42-5	Styrene	4.1	U	4.1	0.12
994-05-8	Tert-amyl-methyl ether (TAME)	4.1	U	4.1	0.30
75-65-0	tert-Butyl alcohol	160	U	160	6.2
98-06-6	tert-Butylbenzene	4.1	U	4.1	0.24
127-18-4	Tetrachloroethene	4.1	U	4.1	0.43
108-88-3	Toluene	4.1	U	4.1	0.22
156-60-5	trans-1,2-Dichloroethene	4.1	U	4.1	0.34
10061-02-6	trans-1,3-Dichloropropene	4.1	U	4.1	0.44
79-01-6	Trichloroethene	4.1	U	4.1	0.34
75-69-4	Trichlorofluoromethane	4.1	U	4.1	0.28
108-05-4	Vinyl acetate	8.2	U	8.2	0.21
75-01-4	Vinyl chloride	4.1	U	4.1	0.32

FORM I
GC/MS VOA ORGANICS ANALYSIS DATA SHEET

Lab Name: TestAmerica Canton | Job No.: 240-28528-1

SDG No.:

Client Sample ID: DR-SB-225-04-06 | Lab Sample ID: 240-28528-14

Matrix: Solid | Lab File ID: UX87297.D

Analysis Method: 8260B | Date Collected: 08/29/2013 11:10

Sample wt/vol: 7.31(g) | Date Analyzed: 09/10/2013 05:37

Soil Aliquot Vol: | Dilution Factor: 1

Soil Extract Vol.: | GC Column: DB-624 ID: 0.18(mm)

% Moisture: 16.7 | Level: (low/med) Low

Analysis Batch No.: 100739 | Units: ug/Kg

CAS NO.	COMPOUND NAME	RESULT	Q	RL	MDL
1330-20-7	Xylenes, Total	8.2	U	8.2	0.29

CAS NO.	SURROGATE	%REC	Q	LIMITS
17060-07-0	1,2-Dichloroethane-d4 (Surr)	107		58-123
460-00-4	4-Bromofluorobenzene (Surr)	96		52-136
1868-53-7	Dibromofluoromethane (Surr)	105		37-132
2037-26-5	Toluene-d8 (Surr)	103		67-125

FORM I
GC/MS VOA ORGANICS ANALYSIS DATA SHEET

Lab Name: TestAmerica Canton | Job No.: 240-28528-1

SDG No.:

Client Sample ID: TB-082913 | Lab Sample ID: 240-28528-15

Matrix: Water | Lab File ID: UXX5764.D

Analysis Method: 8260B | Date Collected: 08/29/2013 00:00

Sample wt/vol: 5(mL) | Date Analyzed: 09/10/2013 17:32

Soil Aliquot Vol: | Dilution Factor: 1

Soil Extract Vol.: | GC Column: DB-624 ID: 0.18(mm)

% Moisture: | Level: (low/med) Low

Analysis Batch No.: 100845 | Units: ug/L

CAS NO.	COMPOUND NAME	RESULT	Q	RL	MDL
630-20-6	1,1,1,2-Tetrachloroethane	1.0	U	1.0	0.23
71-55-6	1,1,1-Trichloroethane	1.0	U	1.0	0.22
79-34-5	1,1,2,2-Tetrachloroethane	1.0	U	1.0	0.18
76-13-1	1,1,2-Trichloro-1,2,2-trichfluoroeth ane	1.0	U	1.0	0.28
75-34-3	1,1-Dichloroethane	1.0	U	1.0	0.15
75-35-4	1,1-Dichloroethene	1.0	U	1.0	0.19
563-58-6	1,1-Dichloropropene	1.0	U	1.0	0.13
87-61-6	1,2,3-Trichlorobenzene	1.0	U	1.0	0.17
96-18-4	1,2,3-Trichloropropane	1.0	U	1.0	0.43
526-73-8	1,2,3-Trimethylbenzene	5.0	U	5.0	0.0059
120-82-1	1,2,4-Trichlorobenzene	1.0	U	1.0	0.15
95-63-6	1,2,4-Trimethylbenzene	1.0	U	1.0	0.12
96-12-8	1,2-Dibromo-3-Chloropropane	2.0	U	2.0	0.67
95-50-1	1,2-Dichlorobenzene	1.0	U	1.0	0.13
107-06-2	1,2-Dichloroethane	1.0	U	1.0	0.22
78-87-5	1,2-Dichloropropane	1.0	U	1.0	0.18
541-73-1	1,3-Dichlorobenzene	1.0	U	1.0	0.14
142-28-9	1,3-Dichloropropane	1.0	U	1.0	0.16
106-46-7	1,4-Dichlorobenzene	1.0	U	1.0	0.13
594-20-7	2,2-Dichloropropane	1.0	U	1.0	0.13
110-75-8	2-Chloroethyl vinyl ether	10	U	10	0.99
95-49-8	2-Chlorotoluene	1.0	U	1.0	0.11
591-78-6	2-Hexanone	10	U	10	0.41
108-86-1	Bromobenzene	1.0	U	1.0	0.13
74-97-5	Bromochloromethane	1.0	U	1.0	0.29
106-43-4	4-Chlorotoluene	1.0	U	1.0	0.18
99-87-6	p-Isopropyltoluene	1.0	U	1.0	0.12
67-64-1	Acetone	1.8	J B	10	1.1
71-43-2	Benzene	1.0	U	1.0	0.13
75-25-2	Bromoform	1.0	U	1.0	0.64
74-83-9	Bromomethane	1.0	U	1.0	0.41
75-15-0	Carbon disulfide	1.0	U	1.0	0.13
56-23-5	Carbon tetrachloride	1.0	U	1.0	0.13
108-90-7	Chlorobenzene	1.0	U	1.0	0.15
75-00-3	Chloroethane	1.0	U	1.0	0.29

FORM I
GC/MS VOA ORGANICS ANALYSIS DATA SHEET

Lab Name: TestAmerica Canton | Job No.: 240-28528-1

SDG No.:

Client Sample ID: TB-082913 | Lab Sample ID: 240-28528-15

Matrix: Water | Lab File ID: UXX5764.D

Analysis Method: 8260B | Date Collected: 08/29/2013 00:00

Sample wt/vol: 5(mL) | Date Analyzed: 09/10/2013 17:32

Soil Aliquot Vol: | Dilution Factor: 1

Soil Extract Vol.: | GC Column: DB-624 ID: 0.18(mm)

% Moisture: | Level: (low/med) Low

Analysis Batch No.: 100845 | Units: ug/L

CAS NO.	COMPOUND NAME	RESULT	Q	RL	MDL
67-66-3	Chloroform	1.0	U	1.0	0.16
74-87-3	Chloromethane	1.0	U	1.0	0.30
156-59-2	cis-1,2-Dichloroethene	1.0	U	1.0	0.17
10061-01-5	cis-1,3-Dichloropropene	1.0	U	1.0	0.14
87-68-3	Hexachlorobutadiene	1.0	U	1.0	0.30
74-95-3	Dibromomethane	1.0	U	1.0	0.28
75-27-4	Bromodichloromethane	1.0	U	1.0	0.15
75-71-8	Dichlorodifluoromethane	1.0	U	1.0	0.31
100-41-4	Ethylbenzene	1.0	U	1.0	0.17
106-93-4	1,2-Dibromoethane	1.0	U	1.0	0.24
108-20-3	Diisopropyl ether	10	U	10	1.5
91-20-3	Naphthalene	1.0	U	1.0	0.24
179601-23-1	m-Xylene & p-Xylene	2.0	U	2.0	0.24
104-51-8	n-Butylbenzene	1.0	U	1.0	0.12
98-82-8	Isopropylbenzene	1.0	U	1.0	0.13
103-65-1	n-Propylbenzene	1.0	U	1.0	0.14
78-93-3	2-Butanone	10	U	10	0.57
108-10-1	4-Methyl-2-pentanone	10	U	10	0.32
135-98-8	sec-Butylbenzene	1.0	U	1.0	0.13
1634-04-4	Methyl tert-butyl ether	1.0	U	1.0	0.17
994-05-8	Tert-amyl-methyl ether (TAME)	5.0	U	5.0	0.067
75-09-2	Methylene Chloride	1.0	U	1.0	0.33
95-47-6	o-Xylene	1.0	U	1.0	0.14
100-42-5	Styrene	1.0	U	1.0	0.11
637-92-3	Ethyl-t-butyl ether (ETBE)	5.0	U	5.0	0.11
98-06-6	tert-Butylbenzene	1.0	U	1.0	0.13
127-18-4	Tetrachloroethene	1.0	U	1.0	0.29
108-88-3	Toluene	1.0	U	1.0	0.13
156-60-5	trans-1,2-Dichloroethene	1.0	U	1.0	0.19
10061-02-6	trans-1,3-Dichloropropene	1.0	U	1.0	0.19
79-01-6	Trichloroethene	1.0	U	1.0	0.17
75-69-4	Trichlorofluoromethane	1.0	U	1.0	0.21
108-05-4	Vinyl acetate	2.0	U	2.0	0.19
75-01-4	Vinyl chloride	1.0	U	1.0	0.22
75-65-0	tert-Butyl alcohol	50	U	50	3.9
1330-20-7	Xylenes, Total	2.0	U	2.0	0.14

FORM I
GC/MS VOA ORGANICS ANALYSIS DATA SHEET

Lab Name: TestAmerica Canton Job No.: 240-28528-1

SDG No.:

Client Sample ID: TB-082913 Lab Sample ID: 240-28528-15

Matrix: Water Lab File ID: UXX5764.D

Analysis Method: 8260B Date Collected: 08/29/2013 00:00

Sample wt/vol: 5(mL) Date Analyzed: 09/10/2013 17:32

Soil Aliquot Vol: Dilution Factor: 1

Soil Extract Vol.: GC Column: DB-624 ID: 0.18(mm)

% Moisture: Level: (low/med) Low

Analysis Batch No.: 100845 Units: ug/L

CAS NO.	COMPOUND NAME	RESULT	Q	RL	MDL
124-48-1	Dibromochloromethane	1.0	U	1.0	0.18

CAS NO.	SURROGATE	%REC	Q	LIMITS
17060-07-0	1,2-Dichloroethane-d4 (Surr)	81		63-129
460-00-4	4-Bromofluorobenzene (Surr)	83		66-117
2037-26-5	Toluene-d8 (Surr)	82		74-115
1868-53-7	Dibromofluoromethane (Surr)	81		75-121

FORM I

GC/MS SEMI VOA ORGANICS ANALYSIS DATA SHEET

Lab Name: TestAmerica Canton | Job No.: 240-28528-1

SDG No.:

Client Sample ID: DR-SB-219-02-04 | Lab Sample ID: 240-28528-1

Matrix: Solid | Lab File ID: 30916012.D

Analysis Method: 8270D | Date Collected: 08/29/2013 08:55

Extract. Method: 3540C | Date Extracted: 09/09/2013 10:32

Sample wt/vol: 29.81(g) | Date Analyzed: 09/16/2013 14:13

Con. Extract Vol.: 2.0(mL) | Dilution Factor: 1

Injection Volume: 1(uL) | Level: (low/med) Low

% Moisture: 9.3 | GPC Cleanup:(Y/N) N

Analysis Batch No.: 101546 | Units: ug/Kg

CAS NO.	COMPOUND NAME	RESULT	Q	RL	MDL
92-52-4	1,1'-Biphenyl	55	U	55	3.9
88-06-2	2,4,6-Trichlorophenol	170	U	170	9.9
95-95-4	2,4,5-Trichlorophenol	170	U	170	28
120-83-2	2,4-Dichlorophenol	170	U	170	22
105-67-9	2,4-Dimethylphenol	170	U	170	22
51-28-5	2,4-Dinitrophenol	370	U	370	23
121-14-2	2,4-Dinitrotoluene	220	U	220	19
91-58-7	2-Chloronaphthalene	55	U	55	0.50
95-57-8	2-Chlorophenol	55	U	55	9.1
91-57-6	2-Methylnaphthalene	7.4	U	7.4	0.55
95-48-7	2-Methylphenol	220	U	220	12
88-74-4	2-Nitroaniline	220	U	220	10
88-75-5	2-Nitrophenol	55	U	55	9.2
15831-10-4	3 & 4 Methylphenol	440	U	440	22
91-94-1	3,3'-Dichlorobenzidine	110	U	110	20
99-09-2	3-Nitroaniline	220	U	220	18
534-52-1	4,6-Dinitro-2-methylphenol	170	U	170	10
101-55-3	4-Bromophenyl phenyl ether	55	U	55	14
59-50-7	4-Chloro-3-methylphenol	170	U	170	23
106-47-8	4-Chloroaniline	170	U	170	19
7005-72-3	4-Chlorophenyl phenyl ether	55	U	55	14
100-01-6	4-Nitroaniline	220	U	220	29
83-32-9	Acenaphthene	7.4	U	7.4	0.84
208-96-8	Acenaphthylene	7.4	U	7.4	0.39
98-86-2	Acetophenone	110	U	110	10
120-12-7	Anthracene	6.0	J	7.4	0.87
1912-24-9	Atrazine	220	U	220	10
100-52-7	Benzaldehyde	110	U *	110	13
56-55-3	Benzo[a]anthracene	31		7.4	0.70
50-32-8	Benzo[a]pyrene	29		7.4	0.71
205-99-2	Benzo[b]fluoranthene	44		7.4	0.65
191-24-2	Benzo[g,h,i]perylene	19		7.4	0.39
207-08-9	Benzo[k]fluoranthene	13		7.4	0.75
111-91-1	Bis(2-chloroethoxy)methane	110	U	110	24

FORM I
GC/MS SEMI VOA ORGANICS ANALYSIS DATA SHEET

Lab Name: TestAmerica Canton | Job No.: 240-28528-1

SDG No.:

Client Sample ID: DR-SB-219-02-04 | Lab Sample ID: 240-28528-1

Matrix: Solid | Lab File ID: 30916012.D

Analysis Method: 8270D | Date Collected: 08/29/2013 08:55

Extract. Method: 3540C | Date Extracted: 09/09/2013 10:32

Sample wt/vol: 29.81(g) | Date Analyzed: 09/16/2013 14:13

Con. Extract Vol.: 2.0(mL) | Dilution Factor: 1

Injection Volume: 1(uL) | Level: (low/med) Low

% Moisture: 9.3 | GPC Cleanup:(Y/N) N

Analysis Batch No.: 101546 | Units: ug/Kg

CAS NO.	COMPOUND NAME	RESULT	Q	RL	MDL
111-44-4	Bis(2-chloroethyl)ether	110	U	110	2.2
117-81-7	Bis(2-ethylhexyl) phthalate	78	U	78	21
85-68-7	Butyl benzyl phthalate	78	U	78	11
105-60-2	Caprolactam	370	U	370	41
86-74-8	Carbazole	55	U	55	30
218-01-9	Chrysene	34		7.4	1.2
84-74-2	Di-n-butyl phthalate	78	U	78	17
117-84-0	Di-n-octyl phthalate	78	U	78	8.8
53-70-3	Dibenzo(a,h)anthracene	7.4	U	7.4	0.73
132-64-9	Dibenzofuran	55	U	55	0.73
84-66-2	Diethyl phthalate	78	U	78	18
131-11-3	Dimethyl phthalate	78	U	78	19
206-44-0	Fluoranthene	66		7.4	0.61
86-73-7	Fluorene	7.4	U	7.4	0.59
118-74-1	Hexachlorobenzene	7.4	U	7.4	2.3
87-68-3	Hexachlorobutadiene	55	U	55	6.2
77-47-4	Hexachlorocyclopentadiene	370	U	370	9.0
67-72-1	Hexachloroethane	55	U	55	10
193-39-5	Indeno[1,2,3-cd]pyrene	17		7.4	0.39
78-59-1	Isophorone	55	U	55	14
621-64-7	N-Nitrosodi-n-propylamine	55	U	55	7.0
62-75-9	N-Nitrosodimethylamine	110	U	110	18
86-30-6	N-Nitrosodiphenylamine	55	U	55	23
91-20-3	Naphthalene	7.4	U	7.4	0.91
98-95-3	Nitrobenzene	110	U	110	2.4
87-86-5	Pentachlorophenol	170	U	170	10
85-01-8	Phenanthrene	28		7.4	0.81
108-95-2	Phenol	55	U	55	8.1
129-00-0	Pyrene	56		7.4	0.49
108-60-1	2,2'-oxybis[1-chloropropane]	110	U	110	11
606-20-2	2,6-Dinitrotoluene	220	U	220	23
100-02-7	4-Nitrophenol	370	U	370	19

FORM I

GC/MS SEMI VOA ORGANICS ANALYSIS DATA SHEET

Lab Name: TestAmerica Canton Job No.: 240-28528-1

SDG No.:

Client Sample ID: DR-SB-219-02-04 Lab Sample ID: 240-28528-1

Matrix: Solid Lab File ID: 30916012.D

Analysis Method: 8270D Date Collected: 08/29/2013 08:55

Extract. Method: 3540C Date Extracted: 09/09/2013 10:32

Sample wt/vol: 29.81(g) Date Analyzed: 09/16/2013 14:13

Con. Extract Vol.: 2.0(mL) Dilution Factor: 1

Injection Volume: 1(uL) Level: (low/med) Low

% Moisture: 9.3 GPC Cleanup:(Y/N) N

Analysis Batch No.: 101546 Units: ug/Kg

CAS NO.	SURROGATE	%REC	Q	LIMITS
1718-51-0	Terphenyl-d14 (Surr)	97		36-110
4165-62-2	Phenol-d5 (Surr)	67		26-110
4165-60-0	Nitrobenzene-d5 (Surr)	58		20-110
367-12-4	2-Fluorophenol (Surr)	71		24-110
321-60-8	2-Fluorobiphenyl (Surr)	68		24-110
118-79-6	2,4,6-Tribromophenol (Surr)	66		10-110

FORM I

GC/MS SEMI VOA ORGANICS ANALYSIS DATA SHEET

Lab Name: TestAmerica Canton Job No.: 240-28528-1

SDG No.:

Client Sample ID: DR-SB-219-08-10 Lab Sample ID: 240-28528-2

Matrix: Solid Lab File ID: 30916011.D

Analysis Method: 8270D Date Collected: 08/29/2013 09:00

Extract. Method: 3540C Date Extracted: 09/09/2013 10:32

Sample wt/vol: 30.12(g) Date Analyzed: 09/16/2013 13:48

Con. Extract Vol.: 2.0(mL) Dilution Factor: 1

Injection Volume: 1(uL) Level: (low/med) Low

% Moisture: 10.0 GPC Cleanup:(Y/N) N

Analysis Batch No.: 101546 Units: ug/Kg

CAS NO.	COMPOUND NAME	RESULT	Q	RL	MDL
92-52-4	1,1'-Biphenyl	55	U	55	3.9
88-06-2	2,4,6-Trichlorophenol	170	U	170	9.8
95-95-4	2,4,5-Trichlorophenol	170	U	170	28
120-83-2	2,4-Dichlorophenol	170	U	170	22
105-67-9	2,4-Dimethylphenol	170	U	170	22
51-28-5	2,4-Dinitrophenol	370	U	370	23
121-14-2	2,4-Dinitrotoluene	220	U	220	19
91-58-7	2-Chloronaphthalene	55	U	55	0.50
95-57-8	2-Chlorophenol	55	U	55	9.1
91-57-6	2-Methylnaphthalene	7.4	U	7.4	0.55
95-48-7	2-Methylphenol	220	U	220	12
88-74-4	2-Nitroaniline	220	U	220	10
88-75-5	2-Nitrophenol	55	U	55	9.2
15831-10-4	3 & 4 Methylphenol	440	U	440	22
91-94-1	3,3'-Dichlorobenzidine	110	U	110	20
99-09-2	3-Nitroaniline	220	U	220	18
534-52-1	4,6-Dinitro-2-methylphenol	170	U	170	10
101-55-3	4-Bromophenyl phenyl ether	55	U	55	14
59-50-7	4-Chloro-3-methylphenol	170	U	170	23
106-47-8	4-Chloroaniline	170	U	170	19
7005-72-3	4-Chlorophenyl phenyl ether	55	U	55	14
100-01-6	4-Nitroaniline	220	U	220	29
83-32-9	Acenaphthene	7.4	U	7.4	0.84
208-96-8	Acenaphthylene	7.4	U	7.4	0.39
98-86-2	Acetophenone	110	U	110	10
120-12-7	Anthracene	7.4	U	7.4	0.86
1912-24-9	Atrazine	220	U	220	10
100-52-7	Benzaldehyde	110	U *	110	13
56-55-3	Benzo[a]anthracene	7.4	U	7.4	0.70
50-32-8	Benzo[a]pyrene	7.4	U	7.4	0.71
205-99-2	Benzo[b]fluoranthene	7.4	U	7.4	0.65
191-24-2	Benzo[g,h,i]perylene	7.4	U	7.4	0.39
207-08-9	Benzo[k]fluoranthene	7.4	U	7.4	0.75
111-91-1	Bis(2-chloroethoxy)methane	110	U	110	24

FORM I
GC/MS SEMI VOA ORGANICS ANALYSIS DATA SHEET

Lab Name: TestAmerica Canton | Job No.: 240-28528-1

SDG No.:

Client Sample ID: DR-SB-219-08-10 | Lab Sample ID: 240-28528-2

Matrix: Solid | Lab File ID: 30916011.D

Analysis Method: 8270D | Date Collected: 08/29/2013 09:00

Extract. Method: 3540C | Date Extracted: 09/09/2013 10:32

Sample wt/vol: 30.12(g) | Date Analyzed: 09/16/2013 13:48

Con. Extract Vol.: 2.0(mL) | Dilution Factor: 1

Injection Volume: 1(uL) | Level: (low/med) Low

% Moisture: 10.0 | GPC Cleanup:(Y/N) N

Analysis Batch No.: 101546 | Units: ug/Kg

CAS NO.	COMPOUND NAME	RESULT	Q	RL	MDL
111-44-4	Bis(2-chloroethyl)ether	110	U	110	2.2
117-81-7	Bis(2-ethylhexyl) phthalate	60	J	77	21
85-68-7	Butyl benzyl phthalate	77	U	77	11
105-60-2	Caprolactam	370	U	370	41
86-74-8	Carbazole	55	U	55	30
218-01-9	Chrysene	7.4	U	7.4	1.2
84-74-2	Di-n-butyl phthalate	24	J	77	17
117-84-0	Di-n-octyl phthalate	77	U	77	8.7
53-70-3	Dibenzo(a,h)anthracene	7.4	U	7.4	0.73
132-64-9	Dibenzofuran	55	U	55	0.73
84-66-2	Diethyl phthalate	77	U	77	18
131-11-3	Dimethyl phthalate	77	U	77	19
206-44-0	Fluoranthene	4.1	J	7.4	0.61
86-73-7	Fluorene	7.4	U	7.4	0.59
118-74-1	Hexachlorobenzene	7.4	U	7.4	2.3
87-68-3	Hexachlorobutadiene	55	U	55	6.2
77-47-4	Hexachlorocyclopentadiene	370	U	370	9.0
67-72-1	Hexachloroethane	55	U	55	10
193-39-5	Indeno[1,2,3-cd]pyrene	7.4	U	7.4	0.39
78-59-1	Isophorone	55	U	55	14
621-64-7	N-Nitrosodi-n-propylamine	55	U	55	7.0
62-75-9	N-Nitrosodimethylamine	110	U	110	18
86-30-6	N-Nitrosodiphenylamine	55	U	55	23
91-20-3	Naphthalene	7.4	U	7.4	0.91
98-95-3	Nitrobenzene	110	U	110	2.4
87-86-5	Pentachlorophenol	170	U	170	10
85-01-8	Phenanthrene	7.4	U	7.4	0.81
108-95-2	Phenol	55	U	55	8.1
129-00-0	Pyrene	7.4	U	7.4	0.49
108-60-1	2,2'-oxybis[1-chloropropane]	110	U	110	11
606-20-2	2,6-Dinitrotoluene	220	U	220	23
100-02-7	4-Nitrophenol	370	U	370	19

FORM I
GC/MS SEMI VOA ORGANICS ANALYSIS DATA SHEET

Lab Name: TestAmerica Canton | Job No.: 240-28528-1

SDG No.:

Client Sample ID: DR-SB-219-08-10 | Lab Sample ID: 240-28528-2

Matrix: Solid | Lab File ID: 30916011.D

Analysis Method: 8270D | Date Collected: 08/29/2013 09:00

Extract. Method: 3540C | Date Extracted: 09/09/2013 10:32

Sample wt/vol: 30.12(g) | Date Analyzed: 09/16/2013 13:48

Con. Extract Vol.: 2.0(mL) | Dilution Factor: 1

Injection Volume: 1(uL) | Level: (low/med) Low

% Moisture: 10.0 | GPC Cleanup:(Y/N) N

Analysis Batch No.: 101546 | Units: ug/Kg

CAS NO.	SURROGATE	%REC	Q	LIMITS
1718-51-0	Terphenyl-d14 (Surr)	102		36-110
4165-62-2	Phenol-d5 (Surr)	62		26-110
4165-60-0	Nitrobenzene-d5 (Surr)	56		20-110
367-12-4	2-Fluorophenol (Surr)	66		24-110
321-60-8	2-Fluorobiphenyl (Surr)	64		24-110
118-79-6	2,4,6-Tribromophenol (Surr)	58		10-110

FORM I
GC/MS SEMI VOA ORGANICS ANALYSIS DATA SHEET

Lab Name: TestAmerica Canton | Job No.: 240-28528-1

SDG No.:

Client Sample ID: DR-SB-220-02-04 | Lab Sample ID: 240-28528-3

Matrix: Solid | Lab File ID: 30916013.D

Analysis Method: 8270D | Date Collected: 08/29/2013 09:15

Extract. Method: 3540C | Date Extracted: 09/09/2013 10:32

Sample wt/vol: 29.84(g) | Date Analyzed: 09/16/2013 14:37

Con. Extract Vol.: 2.0(mL) | Dilution Factor: 1

Injection Volume: 1(uL) | Level: (low/med) Low

% Moisture: 12.8 | GPC Cleanup:(Y/N) N

Analysis Batch No.: 101546 | Units: ug/Kg

CAS NO.	COMPOUND NAME	RESULT	Q	RL	MDL
92-52-4	1,1'-Biphenyl	58	U	58	4.0
88-06-2	2,4,6-Trichlorophenol	170	U	170	10
95-95-4	2,4,5-Trichlorophenol	170	U	170	29
120-83-2	2,4-Dichlorophenol	170	U	170	23
105-67-9	2,4-Dimethylphenol	170	U	170	23
51-28-5	2,4-Dinitrophenol	380	U	380	24
121-14-2	2,4-Dinitrotoluene	230	U	230	20
91-58-7	2-Chloronaphthalene	58	U	58	0.52
95-57-8	2-Chlorophenol	58	U	58	9.5
91-57-6	2-Methylnaphthalene	7.7	U	7.7	0.58
95-48-7	2-Methylphenol	230	U	230	13
88-74-4	2-Nitroaniline	230	U	230	10
88-75-5	2-Nitrophenol	58	U	58	9.6
15831-10-4	3 & 4 Methylphenol	460	U	460	23
91-94-1	3,3'-Dichlorobenzidine	120	U	120	21
99-09-2	3-Nitroaniline	230	U	230	18
534-52-1	4,6-Dinitro-2-methylphenol	170	U	170	11
101-55-3	4-Bromophenyl phenyl ether	58	U	58	15
59-50-7	4-Chloro-3-methylphenol	170	U	170	24
106-47-8	4-Chloroaniline	170	U	170	20
7005-72-3	4-Chlorophenyl phenyl ether	58	U	58	15
100-01-6	4-Nitroaniline	230	U	230	30
83-32-9	Acenaphthene	7.7	U	7.7	0.88
208-96-8	Acenaphthylene	7.7	U	7.7	0.40
98-86-2	Acetophenone	120	U	120	11
120-12-7	Anthracene	6.2	J	7.7	0.90
1912-24-9	Atrazine	230	U	230	10
100-52-7	Benzaldehyde	120	U *	120	14
56-55-3	Benzo[a]anthracene	12		7.7	0.73
50-32-8	Benzo[a]pyrene	12		7.7	0.74
205-99-2	Benzo[b]fluoranthene	17		7.7	0.68
191-24-2	Benzo[g,h,i]perylene	13		7.7	0.40
207-08-9	Benzo[k]fluoranthene	6.9	J	7.7	0.78
111-91-1	Bis(2-chloroethoxy)methane	120	U	120	25

FORM I
GC/MS SEMI VOA ORGANICS ANALYSIS DATA SHEET

Lab Name: TestAmerica Canton | Job No.: 240-28528-1

SDG No.:

Client Sample ID: DR-SB-220-02-04 | Lab Sample ID: 240-28528-3

Matrix: Solid | Lab File ID: 30916013.D

Analysis Method: 8270D | Date Collected: 08/29/2013 09:15

Extract. Method: 3540C | Date Extracted: 09/09/2013 10:32

Sample wt/vol: 29.84(g) | Date Analyzed: 09/16/2013 14:37

Con. Extract Vol.: 2.0(mL) | Dilution Factor: 1

Injection Volume: 1(uL) | Level: (low/med) Low

% Moisture: 12.8 | GPC Cleanup:(Y/N) N

Analysis Batch No.: 101546 | Units: ug/Kg

CAS NO.	COMPOUND NAME	RESULT	Q	RL	MDL
111-44-4	Bis(2-chloroethyl)ether	120	U	120	2.3
117-81-7	Bis(2-ethylhexyl) phthalate	27	J	81	22
85-68-7	Butyl benzyl phthalate	81	U	81	12
105-60-2	Caprolactam	380	U	380	43
86-74-8	Carbazole	58	U	58	31
218-01-9	Chrysene	11		7.7	1.3
84-74-2	Di-n-butyl phthalate	22	J	81	17
117-84-0	Di-n-octyl phthalate	81	U	81	9.1
53-70-3	Dibenzo(a,h)anthracene	7.7	U	7.7	0.76
132-64-9	Dibenzofuran	58	U	58	0.76
84-66-2	Diethyl phthalate	81	U	81	18
131-11-3	Dimethyl phthalate	81	U	81	20
206-44-0	Fluoranthene	29		7.7	0.63
86-73-7	Fluorene	5.1	J	7.7	0.61
118-74-1	Hexachlorobenzene	7.7	U	7.7	2.4
87-68-3	Hexachlorobutadiene	58	U	58	6.5
77-47-4	Hexachlorocyclopentadiene	380	U	380	9.3
67-72-1	Hexachloroethane	58	U	58	10
193-39-5	Indeno[1,2,3-cd]pyrene	11		7.7	0.40
78-59-1	Isophorone	58	U	58	15
621-64-7	N-Nitrosodi-n-propylamine	58	U	58	7.3
62-75-9	N-Nitrosodimethylamine	120	U	120	18
86-30-6	N-Nitrosodiphenylamine	58	U	58	24
91-20-3	Naphthalene	7.7	U	7.7	0.95
98-95-3	Nitrobenzene	120	U	120	2.5
87-86-5	Pentachlorophenol	170	U	170	10
85-01-8	Phenanthrene	25		7.7	0.84
108-95-2	Phenol	58	U	58	8.4
129-00-0	Pyrene	24		7.7	0.51
108-60-1	2,2'-oxybis[1-chloropropane]	120	U	120	11
606-20-2	2,6-Dinitrotoluene	230	U	230	24
100-02-7	4-Nitrophenol	380	U	380	20

FORM I

GC/MS SEMI VOA ORGANICS ANALYSIS DATA SHEET

Lab Name: TestAmerica Canton | Job No.: 240-28528-1

SDG No.:

Client Sample ID: DR-SB-220-02-04 | Lab Sample ID: 240-28528-3

Matrix: Solid | Lab File ID: 30916013.D

Analysis Method: 8270D | Date Collected: 08/29/2013 09:15

Extract. Method: 3540C | Date Extracted: 09/09/2013 10:32

Sample wt/vol: 29.84(g) | Date Analyzed: 09/16/2013 14:37

Con. Extract Vol.: 2.0(mL) | Dilution Factor: 1

Injection Volume: 1(uL) | Level: (low/med) Low

% Moisture: 12.8 | GPC Cleanup:(Y/N) N

Analysis Batch No.: 101546 | Units: ug/Kg

CAS NO.	SURROGATE	%REC	Q	LIMITS
1718-51-0	Terphenyl-d14 (Surr)	84		36-110
4165-62-2	Phenol-d5 (Surr)	53		26-110
4165-60-0	Nitrobenzene-d5 (Surr)	44		20-110
367-12-4	2-Fluorophenol (Surr)	52		24-110
321-60-8	2-Fluorobiphenyl (Surr)	58		24-110
118-79-6	2,4,6-Tribromophenol (Surr)	60		10-110

FORM I

GC/MS SEMI VOA ORGANICS ANALYSIS DATA SHEET

Lab Name: TestAmerica Canton | Job No.: 240-28528-1

SDG No.:

Client Sample ID: DR-SB-220-04-06 | Lab Sample ID: 240-28528-4

Matrix: Solid | Lab File ID: 30916015.D

Analysis Method: 8270D | Date Collected: 08/29/2013 09:25

Extract. Method: 3540C | Date Extracted: 09/09/2013 10:32

Sample wt/vol: 29.67(g) | Date Analyzed: 09/16/2013 15:26

Con. Extract Vol.: 2.0(mL) | Dilution Factor: 1

Injection Volume: 1(uL) | Level: (low/med) Low

% Moisture: 14.2 | GPC Cleanup:(Y/N) N

Analysis Batch No.: 101546 | Units: ug/Kg

CAS NO.	COMPOUND NAME	RESULT	Q	RL	MDL
92-52-4	1,1'-Biphenyl	59	U	59	4.1
88-06-2	2,4,6-Trichlorophenol	180	U	180	10
95-95-4	2,4,5-Trichlorophenol	180	U	180	29
120-83-2	2,4-Dichlorophenol	180	U	180	24
105-67-9	2,4-Dimethylphenol	180	U	180	24
51-28-5	2,4-Dinitrophenol	390	U	390	25
121-14-2	2,4-Dinitrotoluene	240	U	240	20
91-58-7	2-Chloronaphthalene	59	U	59	0.53
95-57-8	2-Chlorophenol	59	U	59	9.7
91-57-6	2-Methylnaphthalene	7.9	U	7.9	0.59
95-48-7	2-Methylphenol	240	U	240	13
88-74-4	2-Nitroaniline	240	U	240	11
88-75-5	2-Nitrophenol	59	U	59	9.8
15831-10-4	3 & 4 Methylphenol	470	U	470	24
91-94-1	3,3'-Dichlorobenzidine	120	U	120	21
99-09-2	3-Nitroaniline	240	U	240	19
534-52-1	4,6-Dinitro-2-methylphenol	180	U	180	11
101-55-3	4-Bromophenyl phenyl ether	59	U	59	15
59-50-7	4-Chloro-3-methylphenol	180	U	180	25
106-47-8	4-Chloroaniline	180	U	180	20
7005-72-3	4-Chlorophenyl phenyl ether	59	U	59	15
100-01-6	4-Nitroaniline	240	U	240	31
83-32-9	Acenaphthene	7.9	U	7.9	0.90
208-96-8	Acenaphthylene	7.9	U	7.9	0.41
98-86-2	Acetophenone	120	U	120	11
120-12-7	Anthracene	5.8	J	7.9	0.92
1912-24-9	Atrazine	240	U	240	11
100-52-7	Benzaldehyde	120	U *	120	14
56-55-3	Benzo[a]anthracene	18		7.9	0.74
50-32-8	Benzo[a]pyrene	20		7.9	0.75
205-99-2	Benzo[b]fluoranthene	28		7.9	0.70
191-24-2	Benzo[g,h,i]perylene	17		7.9	0.41
207-08-9	Benzo[k]fluoranthene	9.7		7.9	0.80
111-91-1	Bis(2-chloroethoxy)methane	120	U	120	26

FORM I
GC/MS SEMI VOA ORGANICS ANALYSIS DATA SHEET

Lab Name: TestAmerica Canton | Job No.: 240-28528-1

SDG No.:

Client Sample ID: DR-SB-220-04-06 | Lab Sample ID: 240-28528-4

Matrix: Solid | Lab File ID: 30916015.D

Analysis Method: 8270D | Date Collected: 08/29/2013 09:25

Extract. Method: 3540C | Date Extracted: 09/09/2013 10:32

Sample wt/vol: 29.67(g) | Date Analyzed: 09/16/2013 15:26

Con. Extract Vol.: 2.0(mL) | Dilution Factor: 1

Injection Volume: 1(uL) | Level: (low/med) Low

% Moisture: 14.2 | GPC Cleanup:(Y/N) N

Analysis Batch No.: 101546 | Units: ug/Kg

CAS NO.	COMPOUND NAME	RESULT	Q	RL	MDL
111-44-4	Bis(2-chloroethyl)ether	120	U	120	2.4
117-81-7	Bis(2-ethylhexyl) phthalate	36	J	82	22
85-68-7	Butyl benzyl phthalate	82	U	82	12
105-60-2	Caprolactam	390	U	390	44
86-74-8	Carbazole	59	U	59	32
218-01-9	Chrysene	26		7.9	1.3
84-74-2	Di-n-butyl phthalate	20	J	82	18
117-84-0	Di-n-octyl phthalate	82	U	82	9.3
53-70-3	Dibenzo(a,h)anthracene	7.9	U	7.9	0.78
132-64-9	Dibenzofuran	59	U	59	0.78
84-66-2	Diethyl phthalate	82	U	82	19
131-11-3	Dimethyl phthalate	82	U	82	20
206-44-0	Fluoranthene	47		7.9	0.65
86-73-7	Fluorene	7.9	U	7.9	0.62
118-74-1	Hexachlorobenzene	7.9	U	7.9	2.5
87-68-3	Hexachlorobutadiene	59	U	59	6.6
77-47-4	Hexachlorocyclopentadiene	390	U	390	9.5
67-72-1	Hexachloroethane	59	U	59	11
193-39-5	Indeno[1,2,3-cd]pyrene	13		7.9	0.41
78-59-1	Isophorone	59	U	59	15
621-64-7	N-Nitrosodi-n-propylamine	59	U	59	7.4
62-75-9	N-Nitrosodimethylamine	120	U	120	19
86-30-6	N-Nitrosodiphenylamine	59	U	59	25
91-20-3	Naphthalene	4.5	J	7.9	0.97
98-95-3	Nitrobenzene	120	U	120	2.6
87-86-5	Pentachlorophenol	180	U	180	11
85-01-8	Phenanthrene	37		7.9	0.86
108-95-2	Phenol	59	U	59	8.6
129-00-0	Pyrene	45		7.9	0.52
108-60-1	2,2'-oxybis[1-chloropropane]	120	U	120	11
606-20-2	2,6-Dinitrotoluene	240	U	240	25
100-02-7	4-Nitrophenol	390	U	390	20

FORM I

GC/MS SEMI VOA ORGANICS ANALYSIS DATA SHEET

Lab Name: TestAmerica Canton | Job No.: 240-28528-1

SDG No.:

Client Sample ID: DR-SB-220-04-06 | Lab Sample ID: 240-28528-4

Matrix: Solid | Lab File ID: 30916015.D

Analysis Method: 8270D | Date Collected: 08/29/2013 09:25

Extract. Method: 3540C | Date Extracted: 09/09/2013 10:32

Sample wt/vol: 29.67(g) | Date Analyzed: 09/16/2013 15:26

Con. Extract Vol.: 2.0(mL) | Dilution Factor: 1

Injection Volume: 1(uL) | Level: (low/med) Low

% Moisture: 14.2 | GPC Cleanup:(Y/N) N

Analysis Batch No.: 101546 | Units: ug/Kg

CAS NO.	SURROGATE	%REC	Q	LIMITS
1718-51-0	Terphenyl-d14 (Surr)	101		36-110
4165-62-2	Phenol-d5 (Surr)	62		26-110
4165-60-0	Nitrobenzene-d5 (Surr)	54		20-110
367-12-4	2-Fluorophenol (Surr)	63		24-110
321-60-8	2-Fluorobiphenyl (Surr)	66		24-110
118-79-6	2,4,6-Tribromophenol (Surr)	71		10-110

FORM I
GC/MS SEMI VOA ORGANICS ANALYSIS DATA SHEET

Lab Name: TestAmerica Canton | Job No.: 240-28528-1

SDG No.:

Client Sample ID: DR-SB-221-04-06 | Lab Sample ID: 240-28528-5

Matrix: Solid | Lab File ID: 30916014.D

Analysis Method: 8270D | Date Collected: 08/29/2013 10:30

Extract. Method: 3540C | Date Extracted: 09/09/2013 10:32

Sample wt/vol: 29.71(g) | Date Analyzed: 09/16/2013 15:02

Con. Extract Vol.: 2.0(mL) | Dilution Factor: 1

Injection Volume: 1(uL) | Level: (low/med) Low

% Moisture: 45.1 | GPC Cleanup:(Y/N) N

Analysis Batch No.: 101546 | Units: ug/Kg

CAS NO.	COMPOUND NAME	RESULT	Q	RL	MDL
92-52-4	1,1'-Biphenyl	92	U	92	6.4
88-06-2	2,4,6-Trichlorophenol	280	U	280	16
95-95-4	2,4,5-Trichlorophenol	280	U	280	46
120-83-2	2,4-Dichlorophenol	280	U	280	37
105-67-9	2,4-Dimethylphenol	280	U	280	37
51-28-5	2,4-Dinitrophenol	610	U	610	39
121-14-2	2,4-Dinitrotoluene	370	U	370	31
91-58-7	2-Chloronaphthalene	92	U	92	0.83
95-57-8	2-Chlorophenol	92	U	92	15
91-57-6	2-Methylnaphthalene	8.2	J	12	0.92
95-48-7	2-Methylphenol	370	U	370	20
88-74-4	2-Nitroaniline	370	U	370	17
88-75-5	2-Nitrophenol	92	U	92	15
15831-10-4	3 & 4 Methylphenol	740	U	740	37
91-94-1	3,3'-Dichlorobenzidine	180	U	180	33
99-09-2	3-Nitroaniline	370	U	370	29
534-52-1	4,6-Dinitro-2-methylphenol	280	U	280	17
101-55-3	4-Bromophenyl phenyl ether	92	U	92	24
59-50-7	4-Chloro-3-methylphenol	280	U	280	39
106-47-8	4-Chloroaniline	280	U	280	31
7005-72-3	4-Chlorophenyl phenyl ether	92	U	92	24
100-01-6	4-Nitroaniline	370	U	370	48
83-32-9	Acenaphthene	12	U	12	1.4
208-96-8	Acenaphthylene	12	U	12	0.64
98-86-2	Acetophenone	180	U	180	17
120-12-7	Anthracene	8.8	J	12	1.4
1912-24-9	Atrazine	370	U	370	17
100-52-7	Benzaldehyde	180	U *	180	22
56-55-3	Benzo[a]anthracene	19		12	1.2
50-32-8	Benzo[a]pyrene	13		12	1.2
205-99-2	Benzo[b]fluoranthene	22		12	1.1
191-24-2	Benzo[g,h,i]perylene	12	U	12	0.64
207-08-9	Benzo[k]fluoranthene	6.9	J	12	1.3
111-91-1	Bis(2-chloroethoxy)methane	180	U	180	40

FORM I
GC/MS SEMI VOA ORGANICS ANALYSIS DATA SHEET

Lab Name: TestAmerica Canton | Job No.: 240-28528-1

SDG No.:

Client Sample ID: DR-SB-221-04-06 | Lab Sample ID: 240-28528-5

Matrix: Solid | Lab File ID: 30916014.D

Analysis Method: 8270D | Date Collected: 08/29/2013 10:30

Extract. Method: 3540C | Date Extracted: 09/09/2013 10:32

Sample wt/vol: 29.71(g) | Date Analyzed: 09/16/2013 15:02

Con. Extract Vol.: 2.0(mL) | Dilution Factor: 1

Injection Volume: 1(uL) | Level: (low/med) Low

% Moisture: 45.1 | GPC Cleanup:(Y/N) N

Analysis Batch No.: 101546 | Units: ug/Kg

CAS NO.	COMPOUND NAME	RESULT	Q	RL	MDL
111-44-4	Bis(2-chloroethyl)ether	180	U	180	3.7
117-81-7	Bis(2-ethylhexyl) phthalate	130	U	130	35
85-68-7	Butyl benzyl phthalate	130	U	130	18
105-60-2	Caprolactam	610	U	610	68
86-74-8	Carbazole	92	U	92	50
218-01-9	Chrysene	16		12	2.0
84-74-2	Di-n-butyl phthalate	30	J	130	28
117-84-0	Di-n-octyl phthalate	130	U	130	15
53-70-3	Dibenzo(a,h)anthracene	12	U	12	1.2
132-64-9	Dibenzofuran	92	U	92	1.2
84-66-2	Diethyl phthalate	130	U	130	29
131-11-3	Dimethyl phthalate	130	U	130	31
206-44-0	Fluoranthene	35		12	1.0
86-73-7	Fluorene	12	U	12	0.97
118-74-1	Hexachlorobenzene	12	U	12	3.9
87-68-3	Hexachlorobutadiene	92	U	92	10
77-47-4	Hexachlorocyclopentadiene	610	U	610	15
67-72-1	Hexachloroethane	92	U	92	17
193-39-5	Indeno[1,2,3-cd]pyrene	12	U	12	0.64
78-59-1	Isophorone	92	U	92	24
621-64-7	N-Nitrosodi-n-propylamine	92	U	92	12
62-75-9	N-Nitrosodimethylamine	180	U	180	29
86-30-6	N-Nitrosodiphenylamine	92	U	92	39
91-20-3	Naphthalene	8.3	J	12	1.5
98-95-3	Nitrobenzene	180	U	180	4.0
87-86-5	Pentachlorophenol	280	U	280	17
85-01-8	Phenanthrene	27		12	1.3
108-95-2	Phenol	92	U	92	13
129-00-0	Pyrene	27		12	0.81
108-60-1	2,2'-oxybis[1-chloropropane]	180	U	180	17
606-20-2	2,6-Dinitrotoluene	370	U	370	39
100-02-7	4-Nitrophenol	610	U	610	31

FORM I

GC/MS SEMI VOA ORGANICS ANALYSIS DATA SHEET

Lab Name: TestAmerica Canton Job No.: 240-28528-1

SDG No.:

Client Sample ID: DR-SB-221-04-06 Lab Sample ID: 240-28528-5

Matrix: Solid Lab File ID: 30916014.D

Analysis Method: 8270D Date Collected: 08/29/2013 10:30

Extract. Method: 3540C Date Extracted: 09/09/2013 10:32

Sample wt/vol: 29.71(g) Date Analyzed: 09/16/2013 15:02

Con. Extract Vol.: 2.0(mL) Dilution Factor: 1

Injection Volume: 1(uL) Level: (low/med) Low

% Moisture: 45.1 GPC Cleanup:(Y/N) N

Analysis Batch No.: 101546 Units: ug/Kg

CAS NO.	SURROGATE	%REC	Q	LIMITS
1718-51-0	Terphenyl-d14 (Surr)	83		36-110
4165-62-2	Phenol-d5 (Surr)	51		26-110
4165-60-0	Nitrobenzene-d5 (Surr)	38		20-110
367-12-4	2-Fluorophenol (Surr)	47		24-110
321-60-8	2-Fluorobiphenyl (Surr)	53		24-110
118-79-6	2,4,6-Tribromophenol (Surr)	69		10-110

FORM I
GC/MS SEMI VOA ORGANICS ANALYSIS DATA SHEET

Lab Name: TestAmerica Canton | Job No.: 240-28528-1

SDG No.:

Client Sample ID: DR-SB-221-08-10 | Lab Sample ID: 240-28528-6

Matrix: Solid | Lab File ID: 30916008.D

Analysis Method: 8270D | Date Collected: 08/29/2013 10:40

Extract. Method: 3540C | Date Extracted: 09/09/2013 10:32

Sample wt/vol: 30.35(g) | Date Analyzed: 09/16/2013 12:35

Con. Extract Vol.: 2.0(mL) | Dilution Factor: 1

Injection Volume: 1(uL) | Level: (low/med) Low

% Moisture: 17.5 | GPC Cleanup:(Y/N) N

Analysis Batch No.: 101546 | Units: ug/Kg

CAS NO.	COMPOUND NAME	RESULT	Q	RL	MDL
92-52-4	1,1'-Biphenyl	60	U	60	4.2
88-06-2	2,4,6-Trichlorophenol	180	U	180	11
95-95-4	2,4,5-Trichlorophenol	180	U	180	30
120-83-2	2,4-Dichlorophenol	180	U	180	24
105-67-9	2,4-Dimethylphenol	180	U	180	24
51-28-5	2,4-Dinitrophenol	400	U	400	25
121-14-2	2,4-Dinitrotoluene	240	U	240	20
91-58-7	2-Chloronaphthalene	60	U	60	0.54
95-57-8	2-Chlorophenol	60	U	60	9.8
91-57-6	2-Methylnaphthalene	8.0	U	8.0	0.60
95-48-7	2-Methylphenol	240	U	240	13
88-74-4	2-Nitroaniline	240	U	240	11
88-75-5	2-Nitrophenol	60	U	60	9.9
15831-10-4	3 & 4 Methylphenol	480	U	480	24
91-94-1	3,3'-Dichlorobenzidine	120	U	120	22
99-09-2	3-Nitroaniline	240	U	240	19
534-52-1	4,6-Dinitro-2-methylphenol	180	U	180	11
101-55-3	4-Bromophenyl phenyl ether	60	U	60	16
59-50-7	4-Chloro-3-methylphenol	180	U	180	25
106-47-8	4-Chloroaniline	180	U	180	20
7005-72-3	4-Chlorophenyl phenyl ether	60	U	60	16
100-01-6	4-Nitroaniline	240	U	240	31
83-32-9	Acenaphthene	8.0	U	8.0	0.91
208-96-8	Acenaphthylene	8.0	U	8.0	0.42
98-86-2	Acetophenone	120	U	120	11
120-12-7	Anthracene	8.0	U	8.0	0.93
1912-24-9	Atrazine	240	U	240	11
100-52-7	Benzaldehyde	120	U *	120	14
56-55-3	Benzo[a]anthracene	8.0	U	8.0	0.75
50-32-8	Benzo[a]pyrene	8.0	U	8.0	0.77
205-99-2	Benzo[b]fluoranthene	8.0	U	8.0	0.71
191-24-2	Benzo[g,h,i]perylene	8.0	U	8.0	0.42
207-08-9	Benzo[k]fluoranthene	8.0	U	8.0	0.81
111-91-1	Bis(2-chloroethoxy)methane	120	U	120	26

FORM I
GC/MS SEMI VOA ORGANICS ANALYSIS DATA SHEET

Lab Name: TestAmerica Canton | Job No.: 240-28528-1

SDG No.:

Client Sample ID: DR-SB-221-08-10 | Lab Sample ID: 240-28528-6

Matrix: Solid | Lab File ID: 30916008.D

Analysis Method: 8270D | Date Collected: 08/29/2013 10:40

Extract. Method: 3540C | Date Extracted: 09/09/2013 10:32

Sample wt/vol: 30.35(g) | Date Analyzed: 09/16/2013 12:35

Con. Extract Vol.: 2.0(mL) | Dilution Factor: 1

Injection Volume: 1(uL) | Level: (low/med) Low

% Moisture: 17.5 | GPC Cleanup:(Y/N) N

Analysis Batch No.: 101546 | Units: ug/Kg

CAS NO.	COMPOUND NAME	RESULT	Q	RL	MDL
111-44-4	Bis(2-chloroethyl)ether	120	U	120	2.4
117-81-7	Bis(2-ethylhexyl) phthalate	84	U	84	23
85-68-7	Butyl benzyl phthalate	84	U	84	12
105-60-2	Caprolactam	400	U	400	44
86-74-8	Carbazole	60	U	60	32
218-01-9	Chrysene	8.0	U	8.0	1.3
84-74-2	Di-n-butyl phthalate	31	J	84	18
117-84-0	Di-n-octyl phthalate	84	U	84	9.5
53-70-3	Dibenzo(a,h)anthracene	8.0	U	8.0	0.79
132-64-9	Dibenzofuran	60	U	60	0.79
84-66-2	Diethyl phthalate	84	U	84	19
131-11-3	Dimethyl phthalate	84	U	84	20
206-44-0	Fluoranthene	5.1	J	8.0	0.66
86-73-7	Fluorene	8.0	U	8.0	0.63
118-74-1	Hexachlorobenzene	8.0	U	8.0	2.5
87-68-3	Hexachlorobutadiene	60	U	60	6.7
77-47-4	Hexachlorocyclopentadiene	400	U	400	9.7
67-72-1	Hexachloroethane	60	U	60	11
193-39-5	Indeno[1,2,3-cd]pyrene	8.0	U	8.0	0.42
78-59-1	Isophorone	60	U	60	16
621-64-7	N-Nitrosodi-n-propylamine	60	U	60	7.5
62-75-9	N-Nitrosodimethylamine	120	U	120	19
86-30-6	N-Nitrosodiphenylamine	60	U	60	25
91-20-3	Naphthalene	8.0	U	8.0	0.98
98-95-3	Nitrobenzene	120	U	120	2.6
87-86-5	Pentachlorophenol	180	U	180	11
85-01-8	Phenanthrene	8.0	U	8.0	0.87
108-95-2	Phenol	60	U	60	8.7
129-00-0	Pyrene	3.4	J	8.0	0.53
108-60-1	2,2'-oxybis[1-chloropropane]	120	U	120	11
606-20-2	2,6-Dinitrotoluene	240	U	240	25
100-02-7	4-Nitrophenol	400	U	400	20

FORM I

GC/MS SEMI VOA ORGANICS ANALYSIS DATA SHEET

Lab Name: TestAmerica Canton Job No.: 240-28528-1

SDG No.:

Client Sample ID: DR-SB-221-08-10 Lab Sample ID: 240-28528-6

Matrix: Solid Lab File ID: 30916008.D

Analysis Method: 8270D Date Collected: 08/29/2013 10:40

Extract. Method: 3540C Date Extracted: 09/09/2013 10:32

Sample wt/vol: 30.35(g) Date Analyzed: 09/16/2013 12:35

Con. Extract Vol.: 2.0(mL) Dilution Factor: 1

Injection Volume: 1(uL) Level: (low/med) Low

% Moisture: 17.5 GPC Cleanup:(Y/N) N

Analysis Batch No.: 101546 Units: ug/Kg

CAS NO.	SURROGATE	%REC	Q	LIMITS
1718-51-0	Terphenyl-d14 (Surr)	91		36-110
4165-62-2	Phenol-d5 (Surr)	43		26-110
4165-60-0	Nitrobenzene-d5 (Surr)	47		20-110
367-12-4	2-Fluorophenol (Surr)	45		24-110
321-60-8	2-Fluorobiphenyl (Surr)	58		24-110
118-79-6	2,4,6-Tribromophenol (Surr)	71		10-110

FORM I
GC/MS SEMI VOA ORGANICS ANALYSIS DATA SHEET

Lab Name: TestAmerica Canton | Job No.: 240-28528-1

SDG No.:

Client Sample ID: DR-SB-222-02-04 | Lab Sample ID: 240-28528-7

Matrix: Solid | Lab File ID: 30916009.D

Analysis Method: 8270D | Date Collected: 08/29/2013 09:35

Extract. Method: 3540C | Date Extracted: 09/09/2013 10:32

Sample wt/vol: 29.57(g) | Date Analyzed: 09/16/2013 13:00

Con. Extract Vol.: 2.0(mL) | Dilution Factor: 1

Injection Volume: 1(uL) | Level: (low/med) Low

% Moisture: 15.8 | GPC Cleanup:(Y/N) N

Analysis Batch No.: 101546 | Units: ug/Kg

CAS NO.	COMPOUND NAME	RESULT	Q	RL	MDL
92-52-4	1,1'-Biphenyl	60	U	60	4.2
88-06-2	2,4,6-Trichlorophenol	180	U	180	11
95-95-4	2,4,5-Trichlorophenol	180	U	180	30
120-83-2	2,4-Dichlorophenol	180	U	180	24
105-67-9	2,4-Dimethylphenol	180	U	180	24
51-28-5	2,4-Dinitrophenol	400	U	400	25
121-14-2	2,4-Dinitrotoluene	240	U	240	20
91-58-7	2-Chloronaphthalene	60	U	60	0.54
95-57-8	2-Chlorophenol	60	U	60	9.9
91-57-6	2-Methylnaphthalene	13		8.0	0.60
95-48-7	2-Methylphenol	240	U	240	13
88-74-4	2-Nitroaniline	240	U	240	11
88-75-5	2-Nitrophenol	60	U	60	10
15831-10-4	3 & 4 Methylphenol	480	U	480	24
91-94-1	3,3'-Dichlorobenzidine	120	U	120	22
99-09-2	3-Nitroaniline	240	U	240	19
534-52-1	4,6-Dinitro-2-methylphenol	180	U	180	11
101-55-3	4-Bromophenyl phenyl ether	60	U	60	16
59-50-7	4-Chloro-3-methylphenol	180	U	180	25
106-47-8	4-Chloroaniline	180	U	180	20
7005-72-3	4-Chlorophenyl phenyl ether	60	U	60	16
100-01-6	4-Nitroaniline	240	U	240	31
83-32-9	Acenaphthene	8.0	U	8.0	0.92
208-96-8	Acenaphthylene	8.0	U	8.0	0.42
98-86-2	Acetophenone	120	U	120	11
120-12-7	Anthracene	8.0	U	8.0	0.94
1912-24-9	Atrazine	240	U	240	11
100-52-7	Benzaldehyde	120	U *	120	14
56-55-3	Benzo[a]anthracene	8.0	U	8.0	0.76
50-32-8	Benzo[a]pyrene	8.0	U	8.0	0.77
205-99-2	Benzo[b]fluoranthene	5.3	J	8.0	0.71
191-24-2	Benzo[g,h,i]perylene	8.0	U	8.0	0.42
207-08-9	Benzo[k]fluoranthene	8.0	U	8.0	0.82
111-91-1	Bis(2-chloroethoxy)methane	120	U	120	27

FORM I
GC/MS SEMI VOA ORGANICS ANALYSIS DATA SHEET

Lab Name: TestAmerica Canton | Job No.: 240-28528-1

SDG No.:

Client Sample ID: DR-SB-222-02-04 | Lab Sample ID: 240-28528-7

Matrix: Solid | Lab File ID: 30916009.D

Analysis Method: 8270D | Date Collected: 08/29/2013 09:35

Extract. Method: 3540C | Date Extracted: 09/09/2013 10:32

Sample wt/vol: 29.57(g) | Date Analyzed: 09/16/2013 13:00

Con. Extract Vol.: 2.0(mL) | Dilution Factor: 1

Injection Volume: 1(uL) | Level: (low/med) Low

% Moisture: 15.8 | GPC Cleanup:(Y/N) N

Analysis Batch No.: 101546 | Units: ug/Kg

CAS NO.	COMPOUND NAME	RESULT	Q	RL	MDL
111-44-4	Bis(2-chloroethyl)ether	120	U	120	2.4
117-81-7	Bis(2-ethylhexyl) phthalate	28	J	84	23
85-68-7	Butyl benzyl phthalate	84	U	84	12
105-60-2	Caprolactam	400	U	400	45
86-74-8	Carbazole	60	U	60	33
218-01-9	Chrysene	8.0	U	8.0	1.3
84-74-2	Di-n-butyl phthalate	43	J	84	18
117-84-0	Di-n-octyl phthalate	84	U	84	9.5
53-70-3	Dibenzo(a,h)anthracene	8.0	U	8.0	0.80
132-64-9	Dibenzofuran	60	U	60	0.80
84-66-2	Diethyl phthalate	84	U	84	19
131-11-3	Dimethyl phthalate	84	U	84	20
206-44-0	Fluoranthene	6.0	J	8.0	0.66
86-73-7	Fluorene	8.0	U	8.0	0.64
118-74-1	Hexachlorobenzene	8.0	U	8.0	2.5
87-68-3	Hexachlorobutadiene	60	U	60	6.7
77-47-4	Hexachlorocyclopentadiene	400	U	400	9.8
67-72-1	Hexachloroethane	60	U	60	11
193-39-5	Indeno[1,2,3-cd]pyrene	8.0	U	8.0	0.42
78-59-1	Isophorone	60	U	60	16
621-64-7	N-Nitrosodi-n-propylamine	60	U	60	7.6
62-75-9	N-Nitrosodimethylamine	120	U	120	19
86-30-6	N-Nitrosodiphenylamine	60	U	60	25
91-20-3	Naphthalene	8.0	U	8.0	0.99
98-95-3	Nitrobenzene	120	U	120	2.7
87-86-5	Pentachlorophenol	180	U	180	11
85-01-8	Phenanthrene	17		8.0	0.88
108-95-2	Phenol	60	U	60	8.8
129-00-0	Pyrene	4.1	J	8.0	0.53
108-60-1	2,2'-oxybis[1-chloropropane]	120	U	120	11
606-20-2	2,6-Dinitrotoluene	240	U	240	25
100-02-7	4-Nitrophenol	400	U	400	20

FORM I

GC/MS SEMI VOA ORGANICS ANALYSIS DATA SHEET

Lab Name: TestAmerica Canton Job No.: 240-28528-1

SDG No.:

Client Sample ID: DR-SB-222-02-04 Lab Sample ID: 240-28528-7

Matrix: Solid Lab File ID: 30916009.D

Analysis Method: 8270D Date Collected: 08/29/2013 09:35

Extract. Method: 3540C Date Extracted: 09/09/2013 10:32

Sample wt/vol: 29.57(g) Date Analyzed: 09/16/2013 13:00

Con. Extract Vol.: 2.0(mL) Dilution Factor: 1

Injection Volume: 1(uL) Level: (low/med) Low

% Moisture: 15.8 GPC Cleanup:(Y/N) N

Analysis Batch No.: 101546 Units: ug/Kg

CAS NO.	SURROGATE	%REC	Q	LIMITS
1718-51-0	Terphenyl-d14 (Surr)	98		36-110
4165-62-2	Phenol-d5 (Surr)	52		26-110
4165-60-0	Nitrobenzene-d5 (Surr)	45		20-110
367-12-4	2-Fluorophenol (Surr)	53		24-110
321-60-8	2-Fluorobiphenyl (Surr)	55		24-110
118-79-6	2,4,6-Tribromophenol (Surr)	75		10-110

FORM I
GC/MS SEMI VOA ORGANICS ANALYSIS DATA SHEET

Lab Name: TestAmerica Canton | Job No.: 240-28528-1

SDG No.:

Client Sample ID: DR-SB-222-08-10 | Lab Sample ID: 240-28528-8

Matrix: Solid | Lab File ID: 30916010.D

Analysis Method: 8270D | Date Collected: 08/29/2013 09:40

Extract. Method: 3540C | Date Extracted: 09/09/2013 10:32

Sample wt/vol: 30.20(g) | Date Analyzed: 09/16/2013 13:24

Con. Extract Vol.: 2.0(mL) | Dilution Factor: 1

Injection Volume: 1(uL) | Level: (low/med) Low

% Moisture: 16.3 | GPC Cleanup:(Y/N) N

Analysis Batch No.: 101546 | Units: ug/Kg

CAS NO.	COMPOUND NAME	RESULT	Q	RL	MDL
92-52-4	1,1'-Biphenyl	59	U	59	4.2
88-06-2	2,4,6-Trichlorophenol	180	U	180	11
95-95-4	2,4,5-Trichlorophenol	180	U	180	30
120-83-2	2,4-Dichlorophenol	180	U	180	24
105-67-9	2,4-Dimethylphenol	180	U	180	24
51-28-5	2,4-Dinitrophenol	390	U	390	25
121-14-2	2,4-Dinitrotoluene	240	U	240	20
91-58-7	2-Chloronaphthalene	59	U	59	0.53
95-57-8	2-Chlorophenol	59	U	59	9.7
91-57-6	2-Methylnaphthalene	7.9	U	7.9	0.59
95-48-7	2-Methylphenol	240	U	240	13
88-74-4	2-Nitroaniline	240	U	240	11
88-75-5	2-Nitrophenol	59	U	59	9.9
15831-10-4	3 & 4 Methylphenol	470	U	470	24
91-94-1	3,3'-Dichlorobenzidine	120	U	120	21
99-09-2	3-Nitroaniline	240	U	240	19
534-52-1	4,6-Dinitro-2-methylphenol	180	U	180	11
101-55-3	4-Bromophenyl phenyl ether	59	U	59	15
59-50-7	4-Chloro-3-methylphenol	180	U	180	25
106-47-8	4-Chloroaniline	180	U	180	20
7005-72-3	4-Chlorophenyl phenyl ether	59	U	59	15
100-01-6	4-Nitroaniline	240	U	240	31
83-32-9	Acenaphthene	7.9	U	7.9	0.90
208-96-8	Acenaphthylene	7.9	U	7.9	0.42
98-86-2	Acetophenone	120	U	120	11
120-12-7	Anthracene	7.9	U	7.9	0.93
1912-24-9	Atrazine	240	U	240	11
100-52-7	Benzaldehyde	120	U *	120	14
56-55-3	Benzo[a]anthracene	16		7.9	0.75
50-32-8	Benzo[a]pyrene	18		7.9	0.76
205-99-2	Benzo[b]fluoranthene	33		7.9	0.70
191-24-2	Benzo[g,h,i]perylene	16		7.9	0.42
207-08-9	Benzo[k]fluoranthene	6.8	J	7.9	0.81
111-91-1	Bis(2-chloroethoxy)methane	120	U	120	26

FORM I
GC/MS SEMI VOA ORGANICS ANALYSIS DATA SHEET

Lab Name: TestAmerica Canton | Job No.: 240-28528-1

SDG No.:

Client Sample ID: DR-SB-222-08-10 | Lab Sample ID: 240-28528-8

Matrix: Solid | Lab File ID: 30916010.D

Analysis Method: 8270D | Date Collected: 08/29/2013 09:40

Extract. Method: 3540C | Date Extracted: 09/09/2013 10:32

Sample wt/vol: 30.20(g) | Date Analyzed: 09/16/2013 13:24

Con. Extract Vol.: 2.0(mL) | Dilution Factor: 1

Injection Volume: 1(uL) | Level: (low/med) Low

% Moisture: 16.3 | GPC Cleanup:(Y/N) N

Analysis Batch No.: 101546 | Units: ug/Kg

CAS NO.	COMPOUND NAME	RESULT	Q	RL	MDL
111-44-4	Bis(2-chloroethyl)ether	120	U	120	2.4
117-81-7	Bis(2-ethylhexyl) phthalate	37	J	83	23
85-68-7	Butyl benzyl phthalate	83	U	83	12
105-60-2	Caprolactam	390	U	390	44
86-74-8	Carbazole	59	U	59	32
218-01-9	Chrysene	28		7.9	1.3
84-74-2	Di-n-butyl phthalate	83	U	83	18
117-84-0	Di-n-octyl phthalate	83	U	83	9.4
53-70-3	Dibenzo(a,h)anthracene	7.9	U	7.9	0.78
132-64-9	Dibenzofuran	59	U	59	0.78
84-66-2	Diethyl phthalate	83	U	83	19
131-11-3	Dimethyl phthalate	83	U	83	20
206-44-0	Fluoranthene	69		7.9	0.65
86-73-7	Fluorene	7.9	U	7.9	0.63
118-74-1	Hexachlorobenzene	7.9	U	7.9	2.5
87-68-3	Hexachlorobutadiene	59	U	59	6.6
77-47-4	Hexachlorocyclopentadiene	390	U	390	9.6
67-72-1	Hexachloroethane	59	U	59	11
193-39-5	Indeno[1,2,3-cd]pyrene	12		7.9	0.42
78-59-1	Isophorone	59	U	59	15
621-64-7	N-Nitrosodi-n-propylamine	59	U	59	7.5
62-75-9	N-Nitrosodimethylamine	120	U	120	19
86-30-6	N-Nitrosodiphenylamine	59	U	59	25
91-20-3	Naphthalene	7.9	U	7.9	0.97
98-95-3	Nitrobenzene	120	U	120	2.6
87-86-5	Pentachlorophenol	180	U	180	11
85-01-8	Phenanthrene	51		7.9	0.87
108-95-2	Phenol	59	U	59	8.7
129-00-0	Pyrene	51		7.9	0.52
108-60-1	2,2'-oxybis[1-chloropropane]	120	U	120	11
606-20-2	2,6-Dinitrotoluene	240	U	240	25
100-02-7	4-Nitrophenol	390	U	390	20

FORM I
GC/MS SEMI VOA ORGANICS ANALYSIS DATA SHEET

Lab Name: TestAmerica Canton | Job No.: 240-28528-1

SDG No.:

Client Sample ID: DR-SB-222-08-10 | Lab Sample ID: 240-28528-8

Matrix: Solid | Lab File ID: 30916010.D

Analysis Method: 8270D | Date Collected: 08/29/2013 09:40

Extract. Method: 3540C | Date Extracted: 09/09/2013 10:32

Sample wt/vol: 30.20(g) | Date Analyzed: 09/16/2013 13:24

Con. Extract Vol.: 2.0(mL) | Dilution Factor: 1

Injection Volume: 1(uL) | Level: (low/med) Low

% Moisture: 16.3 | GPC Cleanup:(Y/N) N

Analysis Batch No.: 101546 | Units: ug/Kg

CAS NO.	SURROGATE	%REC	Q	LIMITS
1718-51-0	Terphenyl-d14 (Surr)	98		36-110
4165-62-2	Phenol-d5 (Surr)	61		26-110
4165-60-0	Nitrobenzene-d5 (Surr)	57		20-110
367-12-4	2-Fluorophenol (Surr)	64		24-110
321-60-8	2-Fluorobiphenyl (Surr)	67		24-110
118-79-6	2,4,6-Tribromophenol (Surr)	65		10-110

FORM I
GC/MS SEMI VOA ORGANICS ANALYSIS DATA SHEET

Lab Name: TestAmerica Canton | Job No.: 240-28528-1

SDG No.:

Client Sample ID: DR-SB-223-04-06 | Lab Sample ID: 240-28528-9

Matrix: Solid | Lab File ID: 30916016.D

Analysis Method: 8270D | Date Collected: 08/29/2013 11:40

Extract. Method: 3540C | Date Extracted: 09/09/2013 10:32

Sample wt/vol: 29.80(g) | Date Analyzed: 09/16/2013 15:50

Con. Extract Vol.: 2.0(mL) | Dilution Factor: 1

Injection Volume: 1(uL) | Level: (low/med) Low

% Moisture: 14.6 | GPC Cleanup:(Y/N) N

Analysis Batch No.: 101546 | Units: ug/Kg

CAS NO.	COMPOUND NAME	RESULT	Q	RL	MDL
92-52-4	1,1'-Biphenyl	59	U	59	4.1
88-06-2	2,4,6-Trichlorophenol	180	U	180	10
95-95-4	2,4,5-Trichlorophenol	180	U	180	29
120-83-2	2,4-Dichlorophenol	180	U	180	24
105-67-9	2,4-Dimethylphenol	180	U	180	24
51-28-5	2,4-Dinitrophenol	390	U	390	25
121-14-2	2,4-Dinitrotoluene	240	U	240	20
91-58-7	2-Chloronaphthalene	59	U	59	0.53
95-57-8	2-Chlorophenol	59	U	59	9.7
91-57-6	2-Methylnaphthalene	7.9	U	7.9	0.59
95-48-7	2-Methylphenol	240	U	240	13
88-74-4	2-Nitroaniline	240	U	240	11
88-75-5	2-Nitrophenol	59	U	59	9.8
15831-10-4	3 & 4 Methylphenol	470	U	470	24
91-94-1	3,3'-Dichlorobenzidine	120	U	120	21
99-09-2	3-Nitroaniline	240	U	240	19
534-52-1	4,6-Dinitro-2-methylphenol	180	U	180	11
101-55-3	4-Bromophenyl phenyl ether	59	U	59	15
59-50-7	4-Chloro-3-methylphenol	180	U	180	25
106-47-8	4-Chloroaniline	180	U	180	20
7005-72-3	4-Chlorophenyl phenyl ether	59	U	59	15
100-01-6	4-Nitroaniline	240	U	240	31
83-32-9	Acenaphthene	7.9	U	7.9	0.90
208-96-8	Acenaphthylene	7.9	U	7.9	0.41
98-86-2	Acetophenone	120	U	120	11
120-12-7	Anthracene	7.9	U	7.9	0.92
1912-24-9	Atrazine	240	U	240	11
100-52-7	Benzaldehyde	120	U *	120	14
56-55-3	Benzo[a]anthracene	7.9	U	7.9	0.74
50-32-8	Benzo[a]pyrene	4.8	J	7.9	0.75
205-99-2	Benzo[b]fluoranthene	7.1	J	7.9	0.70
191-24-2	Benzo[g,h,i]perylene	7.9	U	7.9	0.41
207-08-9	Benzo[k]fluoranthene	7.9	U	7.9	0.80
111-91-1	Bis(2-chloroethoxy)methane	120	U	120	26

FORM I
GC/MS SEMI VOA ORGANICS ANALYSIS DATA SHEET

Lab Name: TestAmerica Canton | Job No.: 240-28528-1

SDG No.:

Client Sample ID: DR-SB-223-04-06 | Lab Sample ID: 240-28528-9

Matrix: Solid | Lab File ID: 30916016.D

Analysis Method: 8270D | Date Collected: 08/29/2013 11:40

Extract. Method: 3540C | Date Extracted: 09/09/2013 10:32

Sample wt/vol: 29.80(g) | Date Analyzed: 09/16/2013 15:50

Con. Extract Vol.: 2.0(mL) | Dilution Factor: 1

Injection Volume: 1(uL) | Level: (low/med) Low

% Moisture: 14.6 | GPC Cleanup:(Y/N) N

Analysis Batch No.: 101546 | Units: ug/Kg

CAS NO.	COMPOUND NAME	RESULT	Q	RL	MDL
111-44-4	Bis(2-chloroethyl)ether	120	U	120	2.4
117-81-7	Bis(2-ethylhexyl) phthalate	83	U	83	22
85-68-7	Butyl benzyl phthalate	83	U	83	12
105-60-2	Caprolactam	390	U	390	44
86-74-8	Carbazole	59	U	59	32
218-01-9	Chrysene	7.9	U	7.9	1.3
84-74-2	Di-n-butyl phthalate	83	U	83	18
117-84-0	Di-n-octyl phthalate	83	U	83	9.3
53-70-3	Dibenzo(a,h)anthracene	7.9	U	7.9	0.78
132-64-9	Dibenzofuran	59	U	59	0.78
84-66-2	Diethyl phthalate	83	U	83	19
131-11-3	Dimethyl phthalate	83	U	83	20
206-44-0	Fluoranthene	13		7.9	0.65
86-73-7	Fluorene	7.9	U	7.9	0.63
118-74-1	Hexachlorobenzene	7.9	U	7.9	2.5
87-68-3	Hexachlorobutadiene	59	U	59	6.6
77-47-4	Hexachlorocyclopentadiene	390	U	390	9.6
67-72-1	Hexachloroethane	59	U	59	11
193-39-5	Indeno[1,2,3-cd]pyrene	7.9	U	7.9	0.41
78-59-1	Isophorone	59	U	59	15
621-64-7	N-Nitrosodi-n-propylamine	59	U	59	7.4
62-75-9	N-Nitrosodimethylamine	120	U	120	19
86-30-6	N-Nitrosodiphenylamine	59	U	59	25
91-20-3	Naphthalene	7.9	U	7.9	0.97
98-95-3	Nitrobenzene	120	U	120	2.6
87-86-5	Pentachlorophenol	180	U	180	11
85-01-8	Phenanthrene	7.9	U	7.9	0.86
108-95-2	Phenol	59	U	59	8.6
129-00-0	Pyrene	14		7.9	0.52
108-60-1	2,2'-oxybis[1-chloropropane]	120	U	120	11
606-20-2	2,6-Dinitrotoluene	240	U	240	25
100-02-7	4-Nitrophenol	390	U	390	20

FORM I

GC/MS SEMI VOA ORGANICS ANALYSIS DATA SHEET

Lab Name: TestAmerica Canton Job No.: 240-28528-1

SDG No.:

Client Sample ID: DR-SB-223-04-06 Lab Sample ID: 240-28528-9

Matrix: Solid Lab File ID: 30916016.D

Analysis Method: 8270D Date Collected: 08/29/2013 11:40

Extract. Method: 3540C Date Extracted: 09/09/2013 10:32

Sample wt/vol: 29.80(g) Date Analyzed: 09/16/2013 15:50

Con. Extract Vol.: 2.0(mL) Dilution Factor: 1

Injection Volume: 1(uL) Level: (low/med) Low

% Moisture: 14.6 GPC Cleanup:(Y/N) N

Analysis Batch No.: 101546 Units: ug/Kg

CAS NO.	SURROGATE	%REC	Q	LIMITS
1718-51-0	Terphenyl-d14 (Surr)	92		36-110
4165-62-2	Phenol-d5 (Surr)	59		26-110
4165-60-0	Nitrobenzene-d5 (Surr)	50		20-110
367-12-4	2-Fluorophenol (Surr)	60		24-110
321-60-8	2-Fluorobiphenyl (Surr)	60		24-110
118-79-6	2,4,6-Tribromophenol (Surr)	68		10-110

FORM I
GC/MS SEMI VOA ORGANICS ANALYSIS DATA SHEET

Lab Name: TestAmerica Canton | Job No.: 240-28528-1

SDG No.:

Client Sample ID: DR-SB-223-06-08 | Lab Sample ID: 240-28528-10

Matrix: Solid | Lab File ID: 0914013.D

Analysis Method: 8270D | Date Collected: 08/29/2013 11:50

Extract. Method: 3540C | Date Extracted: 09/11/2013 09:09

Sample wt/vol: 30.46(g) | Date Analyzed: 09/14/2013 14:26

Con. Extract Vol.: 2(mL) | Dilution Factor: 1

Injection Volume: 1(uL) | Level: (low/med) Low

% Moisture: 11.7 | GPC Cleanup:(Y/N) N

Analysis Batch No.: 101456 | Units: ug/Kg

CAS NO.	COMPOUND NAME	RESULT	Q	RL	MDL
92-52-4	1,1'-Biphenyl	56	U	56	3.9
88-06-2	2,4,6-Trichlorophenol	170	U	170	9.9
95-95-4	2,4,5-Trichlorophenol	170	U	170	28
120-83-2	2,4-Dichlorophenol	170	U	170	22
105-67-9	2,4-Dimethylphenol	170	U	170	22
51-28-5	2,4-Dinitrophenol	370	U	370	23
121-14-2	2,4-Dinitrotoluene	220	U	220	19
91-58-7	2-Chloronaphthalene	56	U	56	0.50
95-57-8	2-Chlorophenol	56	U	56	9.1
91-57-6	2-Methylnaphthalene	7.4	U	7.4	0.56
95-48-7	2-Methylphenol	220	U	220	12
88-74-4	2-Nitroaniline	220	U	220	10
88-75-5	2-Nitrophenol	56	U	56	9.3
15831-10-4	3 & 4 Methylphenol	450	U	450	22
91-94-1	3,3'-Dichlorobenzidine	110	U	110	20
99-09-2	3-Nitroaniline	220	U	220	18
534-52-1	4,6-Dinitro-2-methylphenol	170	U	170	10
101-55-3	4-Bromophenyl phenyl ether	56	U	56	15
59-50-7	4-Chloro-3-methylphenol	170	U	170	23
106-47-8	4-Chloroaniline	170	U	170	19
7005-72-3	4-Chlorophenyl phenyl ether	56	U	56	15
100-01-6	4-Nitroaniline	220	U	220	29
83-32-9	Acenaphthene	7.4	U	7.4	0.85
208-96-8	Acenaphthylene	7.4	U	7.4	0.39
98-86-2	Acetophenone	110	U	110	10
120-12-7	Anthracene	7.4	U	7.4	0.87
1912-24-9	Atrazine	220	U	220	10
100-52-7	Benzaldehyde	110	U	110	13
56-55-3	Benzo[a]anthracene	7.4	U	7.4	0.70
50-32-8	Benzo[a]pyrene	7.4	U	7.4	0.71
205-99-2	Benzo[b]fluoranthene	7.4		7.4	0.66
191-24-2	Benzo[g,h,i]perylene	7.4	U	7.4	0.39
207-08-9	Benzo[k]fluoranthene	7.4	U	7.4	0.76
111-91-1	Bis(2-chloroethoxy)methane	110	U	110	25

FORM I
GC/MS SEMI VOA ORGANICS ANALYSIS DATA SHEET

Lab Name: TestAmerica Canton | Job No.: 240-28528-1

SDG No.:

Client Sample ID: DR-SB-223-06-08 | Lab Sample ID: 240-28528-10

Matrix: Solid | Lab File ID: 0914013.D

Analysis Method: 8270D | Date Collected: 08/29/2013 11:50

Extract. Method: 3540C | Date Extracted: 09/11/2013 09:09

Sample wt/vol: 30.46(g) | Date Analyzed: 09/14/2013 14:26

Con. Extract Vol.: 2(mL) | Dilution Factor: 1

Injection Volume: 1(uL) | Level: (low/med) Low

% Moisture: 11.7 | GPC Cleanup:(Y/N) N

Analysis Batch No.: 101456 | Units: ug/Kg

CAS NO.	COMPOUND NAME	RESULT	Q	RL	MDL
111-44-4	Bis(2-chloroethyl)ether	110	U	110	2.2
117-81-7	Bis(2-ethylhexyl) phthalate	21	J	78	21
85-68-7	Butyl benzyl phthalate	78	U	78	11
105-60-2	Caprolactam	370	U	370	41
86-74-8	Carbazole	56	U	56	30
218-01-9	Chrysene	7.4	U	7.4	1.2
84-74-2	Di-n-butyl phthalate	23	J B	78	17
117-84-0	Di-n-octyl phthalate	78	U	78	8.8
53-70-3	Dibenzo(a,h)anthracene	7.4	U	7.4	0.74
132-64-9	Dibenzofuran	56	U	56	0.74
84-66-2	Diethyl phthalate	78	U	78	18
131-11-3	Dimethyl phthalate	78	U	78	19
206-44-0	Fluoranthene	9.4		7.4	0.61
86-73-7	Fluorene	7.4	U	7.4	0.59
118-74-1	Hexachlorobenzene	7.4	U	7.4	2.3
87-68-3	Hexachlorobutadiene	56	U	56	6.2
77-47-4	Hexachlorocyclopentadiene	370	U	370	9.0
67-72-1	Hexachloroethane	56	U	56	10
193-39-5	Indeno[1,2,3-cd]pyrene	7.4	U	7.4	0.39
78-59-1	Isophorone	56	U	56	15
621-64-7	N-Nitrosodi-n-propylamine	56	U	56	7.0
62-75-9	N-Nitrosodimethylamine	110	U	110	18
86-30-6	N-Nitrosodiphenylamine	56	U	56	23
91-20-3	Naphthalene	7.4	U	7.4	0.91
98-95-3	Nitrobenzene	110	U	110	2.5
87-86-5	Pentachlorophenol	170	U	170	10
85-01-8	Phenanthrene	9.1		7.4	0.81
108-95-2	Phenol	56	U	56	8.1
129-00-0	Pyrene	8.3		7.4	0.49
108-60-1	2,2'-oxybis[1-chloropropane]	110	U	110	11
606-20-2	2,6-Dinitrotoluene	220	U	220	23
100-02-7	4-Nitrophenol	370	U	370	19

FORM I

GC/MS SEMI VOA ORGANICS ANALYSIS DATA SHEET

Lab Name: TestAmerica Canton Job No.: 240-28528-1

SDG No.:

Client Sample ID: DR-SB-223-06-08 Lab Sample ID: 240-28528-10

Matrix: Solid Lab File ID: 0914013.D

Analysis Method: 8270D Date Collected: 08/29/2013 11:50

Extract. Method: 3540C Date Extracted: 09/11/2013 09:09

Sample wt/vol: 30.46(g) Date Analyzed: 09/14/2013 14:26

Con. Extract Vol.: 2(mL) Dilution Factor: 1

Injection Volume: 1(uL) Level: (low/med) Low

% Moisture: 11.7 GPC Cleanup:(Y/N) N

Analysis Batch No.: 101456 Units: ug/Kg

CAS NO.	SURROGATE	%REC	Q	LIMITS
1718-51-0	Terphenyl-d14 (Surr)	77		36-110
4165-62-2	Phenol-d5 (Surr)	62		26-110
4165-60-0	Nitrobenzene-d5 (Surr)	59		20-110
367-12-4	2-Fluorophenol (Surr)	63		24-110
321-60-8	2-Fluorobiphenyl (Surr)	57		24-110
118-79-6	2,4,6-Tribromophenol (Surr)	55		10-110

FORM I
GC/MS SEMI VOA ORGANICS ANALYSIS DATA SHEET

Lab Name: TestAmerica Canton | Job No.: 240-28528-1

SDG No.:

Client Sample ID: DR-SB-224-02-04 | Lab Sample ID: 240-28528-11

Matrix: Solid | Lab File ID: 0916029.D

Analysis Method: 8270D | Date Collected: 08/29/2013 10:25

Extract. Method: 3540C | Date Extracted: 09/11/2013 09:09

Sample wt/vol: 29.67(g) | Date Analyzed: 09/16/2013 17:50

Con. Extract Vol.: 2(mL) | Dilution Factor: 1

Injection Volume: 1(uL) | Level: (low/med) Low

% Moisture: 18.2 | GPC Cleanup:(Y/N) N

Analysis Batch No.: 101508 | Units: ug/Kg

CAS NO.	COMPOUND NAME	RESULT	Q	RL	MDL
92-52-4	1,1'-Biphenyl	62	U	62	4.3
88-06-2	2,4,6-Trichlorophenol	190	U	190	11
95-95-4	2,4,5-Trichlorophenol	190	U	190	31
120-83-2	2,4-Dichlorophenol	190	U	190	25
105-67-9	2,4-Dimethylphenol	190	U	190	25
51-28-5	2,4-Dinitrophenol	410	U	410	26
121-14-2	2,4-Dinitrotoluene	250	U	250	21
91-58-7	2-Chloronaphthalene	62	U	62	0.56
95-57-8	2-Chlorophenol	62	U	62	10
91-57-6	2-Methylnaphthalene	6.6	J	8.2	0.62
95-48-7	2-Methylphenol	250	U	250	14
88-74-4	2-Nitroaniline	250	U	250	11
88-75-5	2-Nitrophenol	62	U	62	10
15831-10-4	3 & 4 Methylphenol	490	U	490	25
91-94-1	3,3'-Dichlorobenzidine	120	U	120	22
99-09-2	3-Nitroaniline	250	U	250	20
534-52-1	4,6-Dinitro-2-methylphenol	190	U	190	11
101-55-3	4-Bromophenyl phenyl ether	62	U	62	16
59-50-7	4-Chloro-3-methylphenol	190	U	190	26
106-47-8	4-Chloroaniline	190	U	190	21
7005-72-3	4-Chlorophenyl phenyl ether	62	U	62	16
100-01-6	4-Nitroaniline	250	U	250	32
83-32-9	Acenaphthene	8.2	U	8.2	0.94
208-96-8	Acenaphthylene	8.2	U	8.2	0.43
98-86-2	Acetophenone	120	U	120	11
120-12-7	Anthracene	8.2	U	8.2	0.96
1912-24-9	Atrazine	250	U	250	11
100-52-7	Benzaldehyde	120	U	120	15
56-55-3	Benzo[a]anthracene	8.2	U	8.2	0.78
50-32-8	Benzo[a]pyrene	8.2	U	8.2	0.79
205-99-2	Benzo[b]fluoranthene	6.7	J	8.2	0.73
191-24-2	Benzo[g,h,i]perylene	8.2	U	8.2	0.43
207-08-9	Benzo[k]fluoranthene	8.2	U	8.2	0.84
111-91-1	Bis(2-chloroethoxy)methane	120	U	120	27

FORM I
GC/MS SEMI VOA ORGANICS ANALYSIS DATA SHEET

Lab Name: TestAmerica Canton | Job No.: 240-28528-1

SDG No.:

Client Sample ID: DR-SB-224-02-04 | Lab Sample ID: 240-28528-11

Matrix: Solid | Lab File ID: 0916029.D

Analysis Method: 8270D | Date Collected: 08/29/2013 10:25

Extract. Method: 3540C | Date Extracted: 09/11/2013 09:09

Sample wt/vol: 29.67(g) | Date Analyzed: 09/16/2013 17:50

Con. Extract Vol.: 2(mL) | Dilution Factor: 1

Injection Volume: 1(uL) | Level: (low/med) Low

% Moisture: 18.2 | GPC Cleanup:(Y/N) N

Analysis Batch No.: 101508 | Units: ug/Kg

CAS NO.	COMPOUND NAME	RESULT	Q	RL	MDL
111-44-4	Bis(2-chloroethyl)ether	120	U	120	2.5
117-81-7	Bis(2-ethylhexyl) phthalate	31	J	87	23
85-68-7	Butyl benzyl phthalate	87	U	87	12
105-60-2	Caprolactam	410	U	410	46
86-74-8	Carbazole	62	U	62	33
218-01-9	Chrysene	8.2	U	8.2	1.4
84-74-2	Di-n-butyl phthalate	37	J B	87	19
117-84-0	Di-n-octyl phthalate	87	U	87	9.8
53-70-3	Dibenzo(a,h)anthracene	8.2	U	8.2	0.82
132-64-9	Dibenzofuran	62	U	62	0.82
84-66-2	Diethyl phthalate	87	U	87	20
131-11-3	Dimethyl phthalate	87	U	87	21
206-44-0	Fluoranthene	6.2	J	8.2	0.68
86-73-7	Fluorene	8.2	U	8.2	0.66
118-74-1	Hexachlorobenzene	8.2	U	8.2	2.6
87-68-3	Hexachlorobutadiene	62	U	62	6.9
77-47-4	Hexachlorocyclopentadiene	410	U	410	10
67-72-1	Hexachloroethane	62	U	62	11
193-39-5	Indeno[1,2,3-cd]pyrene	8.2	U	8.2	0.43
78-59-1	Isophorone	62	U	62	16
621-64-7	N-Nitrosodi-n-propylamine	62	U	62	7.8
62-75-9	N-Nitrosodimethylamine	120	U	120	20
86-30-6	N-Nitrosodiphenylamine	62	U	62	26
91-20-3	Naphthalene	8.2	U	8.2	1.0
98-95-3	Nitrobenzene	120	U	120	2.7
87-86-5	Pentachlorophenol	190	U	190	11
85-01-8	Phenanthrene	8.2	U	8.2	0.90
108-95-2	Phenol	62	U	62	9.0
129-00-0	Pyrene	5.2	J	8.2	0.54
108-60-1	2,2'-oxybis[1-chloropropane]	120	U	120	12
606-20-2	2,6-Dinitrotoluene	250	U	250	26
100-02-7	4-Nitrophenol	410	U	410	21

FORM I

GC/MS SEMI VOA ORGANICS ANALYSIS DATA SHEET

Lab Name: TestAmerica Canton Job No.: 240-28528-1

SDG No.:

Client Sample ID: DR-SB-224-02-04 Lab Sample ID: 240-28528-11

Matrix: Solid Lab File ID: 0916029.D

Analysis Method: 8270D Date Collected: 08/29/2013 10:25

Extract. Method: 3540C Date Extracted: 09/11/2013 09:09

Sample wt/vol: 29.67(g) Date Analyzed: 09/16/2013 17:50

Con. Extract Vol.: 2(mL) Dilution Factor: 1

Injection Volume: 1(uL) Level: (low/med) Low

% Moisture: 18.2 GPC Cleanup:(Y/N) N

Analysis Batch No.: 101508 Units: ug/Kg

CAS NO.	SURROGATE	%REC	Q	LIMITS
1718-51-0	Terphenyl-d14 (Surr)	82		36-110
4165-62-2	Phenol-d5 (Surr)	60		26-110
4165-60-0	Nitrobenzene-d5 (Surr)	58		20-110
367-12-4	2-Fluorophenol (Surr)	60		24-110
321-60-8	2-Fluorobiphenyl (Surr)	58		24-110
118-79-6	2,4,6-Tribromophenol (Surr)	64		10-110

FORM I
GC/MS SEMI VOA ORGANICS ANALYSIS DATA SHEET

Lab Name: TestAmerica Canton | Job No.: 240-28528-1

SDG No.:

Client Sample ID: DR-SB-224-06-08 | Lab Sample ID: 240-28528-12

Matrix: Solid | Lab File ID: 0914014.D

Analysis Method: 8270D | Date Collected: 08/29/2013 10:30

Extract. Method: 3540C | Date Extracted: 09/11/2013 09:09

Sample wt/vol: 29.92(g) | Date Analyzed: 09/14/2013 14:48

Con. Extract Vol.: 2(mL) | Dilution Factor: 1

Injection Volume: 1(uL) | Level: (low/med) Low

% Moisture: 13.4 | GPC Cleanup:(Y/N) N

Analysis Batch No.: 101456 | Units: ug/Kg

CAS NO.	COMPOUND NAME	RESULT	Q	RL	MDL
92-52-4	1,1'-Biphenyl	58	U	58	4.1
88-06-2	2,4,6-Trichlorophenol	170	U	170	10
95-95-4	2,4,5-Trichlorophenol	170	U	170	29
120-83-2	2,4-Dichlorophenol	170	U	170	23
105-67-9	2,4-Dimethylphenol	170	U	170	23
51-28-5	2,4-Dinitrophenol	380	U	380	24
121-14-2	2,4-Dinitrotoluene	230	U	230	20
91-58-7	2-Chloronaphthalene	58	U	58	0.52
95-57-8	2-Chlorophenol	58	U	58	9.5
91-57-6	2-Methylnaphthalene	7.7	U	7.7	0.58
95-48-7	2-Methylphenol	230	U	230	13
88-74-4	2-Nitroaniline	230	U	230	11
88-75-5	2-Nitrophenol	58	U	58	9.6
15831-10-4	3 & 4 Methylphenol	460	U	460	23
91-94-1	3,3'-Dichlorobenzidine	120	U	120	21
99-09-2	3-Nitroaniline	230	U	230	19
534-52-1	4,6-Dinitro-2-methylphenol	170	U	170	11
101-55-3	4-Bromophenyl phenyl ether	58	U	58	15
59-50-7	4-Chloro-3-methylphenol	170	U	170	24
106-47-8	4-Chloroaniline	170	U	170	20
7005-72-3	4-Chlorophenyl phenyl ether	58	U	58	15
100-01-6	4-Nitroaniline	230	U	230	30
83-32-9	Acenaphthene	7.7	U	7.7	0.88
208-96-8	Acenaphthylene	7.7	U	7.7	0.41
98-86-2	Acetophenone	120	U	120	11
120-12-7	Anthracene	1.3	J	7.7	0.90
1912-24-9	Atrazine	230	U	230	11
100-52-7	Benzaldehyde	120	U	120	14
56-55-3	Benzo[a]anthracene	7.7	U	7.7	0.73
50-32-8	Benzo[a]pyrene	7.7	U	7.7	0.74
205-99-2	Benzo[b]fluoranthene	7.7	U	7.7	0.68
191-24-2	Benzo[g,h,i]perylene	7.7	U	7.7	0.41
207-08-9	Benzo[k]fluoranthene	7.7	U	7.7	0.79
111-91-1	Bis(2-chloroethoxy)methane	120	U	120	25

FORM I
GC/MS SEMI VOA ORGANICS ANALYSIS DATA SHEET

Lab Name: TestAmerica Canton | Job No.: 240-28528-1

SDG No.:

Client Sample ID: DR-SB-224-06-08 | Lab Sample ID: 240-28528-12

Matrix: Solid | Lab File ID: 0914014.D

Analysis Method: 8270D | Date Collected: 08/29/2013 10:30

Extract. Method: 3540C | Date Extracted: 09/11/2013 09:09

Sample wt/vol: 29.92(g) | Date Analyzed: 09/14/2013 14:48

Con. Extract Vol.: 2(mL) | Dilution Factor: 1

Injection Volume: 1(uL) | Level: (low/med) Low

% Moisture: 13.4 | GPC Cleanup:(Y/N) N

Analysis Batch No.: 101456 | Units: ug/Kg

CAS NO.	COMPOUND NAME	RESULT	Q	RL	MDL
111-44-4	Bis(2-chloroethyl)ether	120	U	120	2.3
117-81-7	Bis(2-ethylhexyl) phthalate	29	J	81	22
85-68-7	Butyl benzyl phthalate	81	U	81	12
105-60-2	Caprolactam	380	U	380	43
86-74-8	Carbazole	58	U	58	31
218-01-9	Chrysene	7.7	U	7.7	1.3
84-74-2	Di-n-butyl phthalate	37	J B	81	17
117-84-0	Di-n-octyl phthalate	81	U	81	9.1
53-70-3	Dibenzo(a,h)anthracene	7.7	U	7.7	0.76
132-64-9	Dibenzofuran	58	U	58	0.76
84-66-2	Diethyl phthalate	81	U	81	19
131-11-3	Dimethyl phthalate	81	U	81	20
206-44-0	Fluoranthene	8.2		7.7	0.64
86-73-7	Fluorene	7.7	U	7.7	0.61
118-74-1	Hexachlorobenzene	7.7	U	7.7	2.4
87-68-3	Hexachlorobutadiene	58	U	58	6.5
77-47-4	Hexachlorocyclopentadiene	380	U	380	9.4
67-72-1	Hexachloroethane	58	U	58	10
193-39-5	Indeno[1,2,3-cd]pyrene	7.7	U	7.7	0.41
78-59-1	Isophorone	58	U	58	15
621-64-7	N-Nitrosodi-n-propylamine	58	U	58	7.3
62-75-9	N-Nitrosodimethylamine	120	U	120	19
86-30-6	N-Nitrosodiphenylamine	58	U	58	24
91-20-3	Naphthalene	7.7	U	7.7	0.95
98-95-3	Nitrobenzene	120	U	120	2.5
87-86-5	Pentachlorophenol	170	U	170	11
85-01-8	Phenanthrene	4.6	J	7.7	0.84
108-95-2	Phenol	58	U	58	8.4
129-00-0	Pyrene	6.2	J	7.7	0.51
108-60-1	2,2'-oxybis[1-chloropropane]	120	U	120	11
606-20-2	2,6-Dinitrotoluene	230	U	230	24
100-02-7	4-Nitrophenol	380	U	380	20

FORM I
GC/MS SEMI VOA ORGANICS ANALYSIS DATA SHEET

Lab Name: TestAmerica Canton | Job No.: 240-28528-1

SDG No.:

Client Sample ID: DR-SB-224-06-08 | Lab Sample ID: 240-28528-12

Matrix: Solid | Lab File ID: 0914014.D

Analysis Method: 8270D | Date Collected: 08/29/2013 10:30

Extract. Method: 3540C | Date Extracted: 09/11/2013 09:09

Sample wt/vol: 29.92(g) | Date Analyzed: 09/14/2013 14:48

Con. Extract Vol.: 2(mL) | Dilution Factor: 1

Injection Volume: 1(uL) | Level: (low/med) Low

% Moisture: 13.4 | GPC Cleanup:(Y/N) N

Analysis Batch No.: 101456 | Units: ug/Kg

CAS NO.	SURROGATE	%REC	Q	LIMITS
1718-51-0	Terphenyl-d14 (Surr)	98		36-110
4165-62-2	Phenol-d5 (Surr)	79		26-110
4165-60-0	Nitrobenzene-d5 (Surr)	73		20-110
367-12-4	2-Fluorophenol (Surr)	79		24-110
321-60-8	2-Fluorobiphenyl (Surr)	74		24-110
118-79-6	2,4,6-Tribromophenol (Surr)	66		10-110

FORM I

GC/MS SEMI VOA ORGANICS ANALYSIS DATA SHEET

Lab Name: TestAmerica Canton Job No.: 240-28528-1

SDG No.:

Client Sample ID: DR-SB-225-02-04 Lab Sample ID: 240-28528-13

Matrix: Solid Lab File ID: 0914015.D

Analysis Method: 8270D Date Collected: 08/29/2013 11:05

Extract. Method: 3540C Date Extracted: 09/11/2013 09:09

Sample wt/vol: 29.83(g) Date Analyzed: 09/14/2013 15:10

Con. Extract Vol.: 2(mL) Dilution Factor: 1

Injection Volume: 1(uL) Level: (low/med) Low

% Moisture: 12.9 GPC Cleanup:(Y/N) N

Analysis Batch No.: 101456 Units: ug/Kg

CAS NO.	COMPOUND NAME	RESULT	Q	RL	MDL
92-52-4	1,1'-Biphenyl	58	U	58	4.0
88-06-2	2,4,6-Trichlorophenol	170	U	170	10
95-95-4	2,4,5-Trichlorophenol	170	U	170	29
120-83-2	2,4-Dichlorophenol	170	U	170	23
105-67-9	2,4-Dimethylphenol	170	U	170	23
51-28-5	2,4-Dinitrophenol	380	U	380	24
121-14-2	2,4-Dinitrotoluene	230	U	230	20
91-58-7	2-Chloronaphthalene	58	U	58	0.52
95-57-8	2-Chlorophenol	58	U	58	9.5
91-57-6	2-Methylnaphthalene	7.7	U	7.7	0.58
95-48-7	2-Methylphenol	230	U	230	13
88-74-4	2-Nitroaniline	230	U	230	11
88-75-5	2-Nitrophenol	58	U	58	9.6
15831-10-4	3 & 4 Methylphenol	460	U	460	23
91-94-1	3,3'-Dichlorobenzidine	120	U	120	21
99-09-2	3-Nitroaniline	230	U	230	18
534-52-1	4,6-Dinitro-2-methylphenol	170	U	170	11
101-55-3	4-Bromophenyl phenyl ether	58	U	58	15
59-50-7	4-Chloro-3-methylphenol	170	U	170	24
106-47-8	4-Chloroaniline	170	U	170	20
7005-72-3	4-Chlorophenyl phenyl ether	58	U	58	15
100-01-6	4-Nitroaniline	230	U	230	30
83-32-9	Acenaphthene	7.7	U	7.7	0.88
208-96-8	Acenaphthylene	7.7	U	7.7	0.40
98-86-2	Acetophenone	120	U	120	11
120-12-7	Anthracene	7.7	U	7.7	0.90
1912-24-9	Atrazine	230	U	230	11
100-52-7	Benzaldehyde	120	U	120	14
56-55-3	Benzo[a]anthracene	7.7	U	7.7	0.73
50-32-8	Benzo[a]pyrene	7.7	U	7.7	0.74
205-99-2	Benzo[b]fluoranthene	7.7	U	7.7	0.68
191-24-2	Benzo[g,h,i]perylene	7.7	U	7.7	0.40
207-08-9	Benzo[k]fluoranthene	7.7	U	7.7	0.79
111-91-1	Bis(2-chloroethoxy)methane	120	U	120	25

FORM I
GC/MS SEMI VOA ORGANICS ANALYSIS DATA SHEET

Lab Name: TestAmerica Canton | Job No.: 240-28528-1

SDG No.:

Client Sample ID: DR-SB-225-02-04 | Lab Sample ID: 240-28528-13

Matrix: Solid | Lab File ID: 0914015.D

Analysis Method: 8270D | Date Collected: 08/29/2013 11:05

Extract. Method: 3540C | Date Extracted: 09/11/2013 09:09

Sample wt/vol: 29.83(g) | Date Analyzed: 09/14/2013 15:10

Con. Extract Vol.: 2(mL) | Dilution Factor: 1

Injection Volume: 1(uL) | Level: (low/med) Low

% Moisture: 12.9 | GPC Cleanup:(Y/N) N

Analysis Batch No.: 101456 | Units: ug/Kg

CAS NO.	COMPOUND NAME	RESULT	Q	RL	MDL
111-44-4	Bis(2-chloroethyl)ether	120	U	120	2.3
117-81-7	Bis(2-ethylhexyl) phthalate	81	U	81	22
85-68-7	Butyl benzyl phthalate	81	U	81	12
105-60-2	Caprolactam	380	U	380	43
86-74-8	Carbazole	58	U	58	31
218-01-9	Chrysene	7.7	U	7.7	1.3
84-74-2	Di-n-butyl phthalate	18	J B	81	17
117-84-0	Di-n-octyl phthalate	81	U	81	9.1
53-70-3	Dibenzo(a,h)anthracene	7.7	U	7.7	0.76
132-64-9	Dibenzofuran	58	U	58	0.76
84-66-2	Diethyl phthalate	81	U	81	18
131-11-3	Dimethyl phthalate	81	U	81	20
206-44-0	Fluoranthene	7.7	U	7.7	0.63
86-73-7	Fluorene	7.7	U	7.7	0.61
118-74-1	Hexachlorobenzene	7.7	U	7.7	2.4
87-68-3	Hexachlorobutadiene	58	U	58	6.5
77-47-4	Hexachlorocyclopentadiene	380	U	380	9.4
67-72-1	Hexachloroethane	58	U	58	10
193-39-5	Indeno[1,2,3-cd]pyrene	7.7	U	7.7	0.40
78-59-1	Isophorone	58	U	58	15
621-64-7	N-Nitrosodi-n-propylamine	58	U	58	7.3
62-75-9	N-Nitrosodimethylamine	120	U	120	18
86-30-6	N-Nitrosodiphenylamine	58	U	58	24
91-20-3	Naphthalene	7.7	U	7.7	0.95
98-95-3	Nitrobenzene	120	U	120	2.5
87-86-5	Pentachlorophenol	170	U	170	11
85-01-8	Phenanthrene	7.7	U	7.7	0.84
108-95-2	Phenol	58	U	58	8.4
129-00-0	Pyrene	7.7	U	7.7	0.51
108-60-1	2,2'-oxybis[1-chloropropane]	120	U	120	11
606-20-2	2,6-Dinitrotoluene	230	U	230	24
100-02-7	4-Nitrophenol	380	U	380	20

FORM I

GC/MS SEMI VOA ORGANICS ANALYSIS DATA SHEET

Lab Name: TestAmerica Canton | Job No.: 240-28528-1

SDG No.:

Client Sample ID: DR-SB-225-02-04 | Lab Sample ID: 240-28528-13

Matrix: Solid | Lab File ID: 0914015.D

Analysis Method: 8270D | Date Collected: 08/29/2013 11:05

Extract. Method: 3540C | Date Extracted: 09/11/2013 09:09

Sample wt/vol: 29.83(g) | Date Analyzed: 09/14/2013 15:10

Con. Extract Vol.: 2(mL) | Dilution Factor: 1

Injection Volume: 1(uL) | Level: (low/med) Low

% Moisture: 12.9 | GPC Cleanup:(Y/N) N

Analysis Batch No.: 101456 | Units: ug/Kg

CAS NO.	SURROGATE	%REC	Q	LIMITS
1718-51-0	Terphenyl-d14 (Surr)	78		36-110
4165-62-2	Phenol-d5 (Surr)	56		26-110
4165-60-0	Nitrobenzene-d5 (Surr)	54		20-110
367-12-4	2-Fluorophenol (Surr)	54		24-110
321-60-8	2-Fluorobiphenyl (Surr)	54		24-110
118-79-6	2,4,6-Tribromophenol (Surr)	39		10-110

FORM I

GC/MS SEMI VOA ORGANICS ANALYSIS DATA SHEET

Lab Name: TestAmerica Canton | Job No.: 240-28528-1

SDG No.:

Client Sample ID: DR-SB-225-04-06 | Lab Sample ID: 240-28528-14

Matrix: Solid | Lab File ID: 0914016.D

Analysis Method: 8270D | Date Collected: 08/29/2013 11:10

Extract. Method: 3540C | Date Extracted: 09/11/2013 09:09

Sample wt/vol: 30.05(g) | Date Analyzed: 09/14/2013 15:31

Con. Extract Vol.: 2(mL) | Dilution Factor: 1

Injection Volume: 1(uL) | Level: (low/med) Low

% Moisture: 16.7 | GPC Cleanup:(Y/N) N

Analysis Batch No.: 101456 | Units: ug/Kg

CAS NO.	COMPOUND NAME	RESULT	Q	RL	MDL
92-52-4	1,1'-Biphenyl	60	U	60	4.2
88-06-2	2,4,6-Trichlorophenol	180	U	180	11
95-95-4	2,4,5-Trichlorophenol	180	U	180	30
120-83-2	2,4-Dichlorophenol	180	U	180	24
105-67-9	2,4-Dimethylphenol	180	U	180	24
51-28-5	2,4-Dinitrophenol	400	U	400	25
121-14-2	2,4-Dinitrotoluene	240	U	240	20
91-58-7	2-Chloronaphthalene	60	U	60	0.54
95-57-8	2-Chlorophenol	60	U	60	9.8
91-57-6	2-Methylnaphthalene	8.0	U	8.0	0.60
95-48-7	2-Methylphenol	240	U	240	13
88-74-4	2-Nitroaniline	240	U	240	11
88-75-5	2-Nitrophenol	60	U	60	9.9
15831-10-4	3 & 4 Methylphenol	480	U	480	24
91-94-1	3,3'-Dichlorobenzidine	120	U	120	22
99-09-2	3-Nitroaniline	240	U	240	19
534-52-1	4,6-Dinitro-2-methylphenol	180	U	180	11
101-55-3	4-Bromophenyl phenyl ether	60	U	60	16
59-50-7	4-Chloro-3-methylphenol	180	U	180	25
106-47-8	4-Chloroaniline	180	U	180	20
7005-72-3	4-Chlorophenyl phenyl ether	60	U	60	16
100-01-6	4-Nitroaniline	240	U	240	31
83-32-9	Acenaphthene	8.0	U	8.0	0.91
208-96-8	Acenaphthylene	8.0	U	8.0	0.42
98-86-2	Acetophenone	120	U	120	11
120-12-7	Anthracene	8.0	U	8.0	0.93
1912-24-9	Atrazine	240	U	240	11
100-52-7	Benzaldehyde	120	U	120	14
56-55-3	Benzo[a]anthracene	8.0	U	8.0	0.75
50-32-8	Benzo[a]pyrene	8.0	U	8.0	0.77
205-99-2	Benzo[b]fluoranthene	8.0	U	8.0	0.71
191-24-2	Benzo[g,h,i]perylene	8.0	U	8.0	0.42
207-08-9	Benzo[k]fluoranthene	8.0	U	8.0	0.81
111-91-1	Bis(2-chloroethoxy)methane	120	U	120	26

FORM I
GC/MS SEMI VOA ORGANICS ANALYSIS DATA SHEET

Lab Name: TestAmerica Canton | Job No.: 240-28528-1

SDG No.:

Client Sample ID: DR-SB-225-04-06 | Lab Sample ID: 240-28528-14

Matrix: Solid | Lab File ID: 0914016.D

Analysis Method: 8270D | Date Collected: 08/29/2013 11:10

Extract. Method: 3540C | Date Extracted: 09/11/2013 09:09

Sample wt/vol: 30.05(g) | Date Analyzed: 09/14/2013 15:31

Con. Extract Vol.: 2(mL) | Dilution Factor: 1

Injection Volume: 1(uL) | Level: (low/med) Low

% Moisture: 16.7 | GPC Cleanup:(Y/N) N

Analysis Batch No.: 101456 | Units: ug/Kg

CAS NO.	COMPOUND NAME	RESULT	Q	RL	MDL
111-44-4	Bis(2-chloroethyl)ether	120	U	120	2.4
117-81-7	Bis(2-ethylhexyl) phthalate	26	J	84	23
85-68-7	Butyl benzyl phthalate	84	U	84	12
105-60-2	Caprolactam	400	U	400	44
86-74-8	Carbazole	60	U	60	32
218-01-9	Chrysene	8.0	U	8.0	1.3
84-74-2	Di-n-butyl phthalate	30	J B	84	18
117-84-0	Di-n-octyl phthalate	84	U	84	9.5
53-70-3	Dibenzo(a,h)anthracene	8.0	U	8.0	0.79
132-64-9	Dibenzofuran	60	U	60	0.79
84-66-2	Diethyl phthalate	84	U	84	19
131-11-3	Dimethyl phthalate	84	U	84	20
206-44-0	Fluoranthene	8.0	U	8.0	0.66
86-73-7	Fluorene	8.0	U	8.0	0.64
118-74-1	Hexachlorobenzene	8.0	U	8.0	2.5
87-68-3	Hexachlorobutadiene	60	U	60	6.7
77-47-4	Hexachlorocyclopentadiene	400	U	400	9.7
67-72-1	Hexachloroethane	60	U	60	11
193-39-5	Indeno[1,2,3-cd]pyrene	8.0	U	8.0	0.42
78-59-1	Isophorone	60	U	60	16
621-64-7	N-Nitrosodi-n-propylamine	60	U	60	7.5
62-75-9	N-Nitrosodimethylamine	120	U	120	19
86-30-6	N-Nitrosodiphenylamine	60	U	60	25
91-20-3	Naphthalene	8.0	U	8.0	0.98
98-95-3	Nitrobenzene	120	U	120	2.6
87-86-5	Pentachlorophenol	180	U	180	11
85-01-8	Phenanthrene	8.0	U	8.0	0.87
108-95-2	Phenol	60	U	60	8.7
129-00-0	Pyrene	8.0	U	8.0	0.53
108-60-1	2,2'-oxybis[1-chloropropane]	120	U	120	11
606-20-2	2,6-Dinitrotoluene	240	U	240	25
100-02-7	4-Nitrophenol	400	U	400	20

FORM I

GC/MS SEMI VOA ORGANICS ANALYSIS DATA SHEET

Lab Name: TestAmerica Canton | Job No.: 240-28528-1

SDG No.:

Client Sample ID: DR-SB-225-04-06 | Lab Sample ID: 240-28528-14

Matrix: Solid | Lab File ID: 0914016.D

Analysis Method: 8270D | Date Collected: 08/29/2013 11:10

Extract. Method: 3540C | Date Extracted: 09/11/2013 09:09

Sample wt/vol: 30.05(g) | Date Analyzed: 09/14/2013 15:31

Con. Extract Vol.: 2(mL) | Dilution Factor: 1

Injection Volume: 1(uL) | Level: (low/med) Low

% Moisture: 16.7 | GPC Cleanup:(Y/N) N

Analysis Batch No.: 101456 | Units: ug/Kg

CAS NO.	SURROGATE	%REC	Q	LIMITS
1718-51-0	Terphenyl-d14 (Surr)	88		36-110
4165-62-2	Phenol-d5 (Surr)	58		26-110
4165-60-0	Nitrobenzene-d5 (Surr)	55		20-110
367-12-4	2-Fluorophenol (Surr)	59		24-110
321-60-8	2-Fluorobiphenyl (Surr)	52		24-110
118-79-6	2,4,6-Tribromophenol (Surr)	63		10-110

FORM I
PCBS ORGANICS ANALYSIS DATA SHEET

Lab Name: TestAmerica Canton Job No.: 240-28528-1

SDG No.:

Client Sample ID: DR-SB-219-02-04 Lab Sample ID: 240-28528-1

Matrix: Solid Lab File ID: P1000029.D

Analysis Method: 8082A Date Collected: 08/29/2013 08:55

Extraction Method: 3540C Date Extracted: 09/09/2013 09:32

Sample wt/vol: 29.54(g) Date Analyzed: 09/11/2013 08:10

Con. Extract Vol.: 10(mL) Dilution Factor: 1

Injection Volume: 1(uL) GC Column: CLP-1 ID: 0.53(mm)

% Moisture: 9.3 GPC Cleanup:(Y/N) N

Analysis Batch No.: 100924 Units: ug/Kg

CAS NO.	SURROGATE	%REC	Q	LIMITS
877-09-8	Tetrachloro-m-xylene	76		29-151
2051-24-3	Decachlorobiphenyl	92		14-163

FORM I
PCBS ORGANICS ANALYSIS DATA SHEET

Lab Name: TestAmerica Canton | Job No.: 240-28528-1

SDG No.:

Client Sample ID: DR-SB-219-02-04 | Lab Sample ID: 240-28528-1

Matrix: Solid | Lab File ID: P1000029.D

Analysis Method: 8082A | Date Collected: 08/29/2013 08:55

Extraction Method: 3540C | Date Extracted: 09/09/2013 09:32

Sample wt/vol: 29.54(g) | Date Analyzed: 09/11/2013 08:10

Con. Extract Vol.: 10(mL) | Dilution Factor: 1

Injection Volume: 1(uL) | GC Column: CLP-2 ID: 0.53(mm)

% Moisture: 9.3 | GPC Cleanup:(Y/N) N

Analysis Batch No.: 100924 | Units: ug/Kg

CAS NO.	COMPOUND NAME	RESULT	Q	RL	MDL
12674-11-2	Aroclor-1016	37	U	37	24
11104-28-2	Aroclor-1221	37	U	37	18
11141-16-5	Aroclor-1232	37	U	37	16
53469-21-9	Aroclor-1242	37	U	37	15
12672-29-6	Aroclor-1248	37	U	37	19
11097-69-1	Aroclor-1254	37	U	37	19
11096-82-5	Aroclor-1260	37	U	37	19

CAS NO.	SURROGATE	%REC	Q	LIMITS
877-09-8	Tetrachloro-m-xylene	81		29-151
2051-24-3	Decachlorobiphenyl	83		14-163

FORM I
PCBS ORGANICS ANALYSIS DATA SHEET

Lab Name: TestAmerica Canton Job No.: 240-28528-1

SDG No.:

Client Sample ID: DR-SB-219-08-10 Lab Sample ID: 240-28528-2

Matrix: Solid Lab File ID: P1100011.D

Analysis Method: 8082A Date Collected: 08/29/2013 09:00

Extraction Method: 3540C Date Extracted: 09/09/2013 09:32

Sample wt/vol: 30.30(g) Date Analyzed: 09/11/2013 18:49

Con. Extract Vol.: 10(mL) Dilution Factor: 1

Injection Volume: 1(uL) GC Column: CLP-1 ID: 0.53(mm)

% Moisture: 10.0 GPC Cleanup:(Y/N) N

Analysis Batch No.: 101041 Units: ug/Kg

CAS NO.	SURROGATE	%REC	Q	LIMITS
877-09-8	Tetrachloro-m-xylene	89		29-151
2051-24-3	Decachlorobiphenyl	88		14-163

FORM I
PCBS ORGANICS ANALYSIS DATA SHEET

Lab Name: TestAmerica Canton | Job No.: 240-28528-1

SDG No.:

Client Sample ID: DR-SB-219-08-10 | Lab Sample ID: 240-28528-2

Matrix: Solid | Lab File ID: P1100011.D

Analysis Method: 8082A | Date Collected: 08/29/2013 09:00

Extraction Method: 3540C | Date Extracted: 09/09/2013 09:32

Sample wt/vol: 30.30(g) | Date Analyzed: 09/11/2013 18:49

Con. Extract Vol.: 10(mL) | Dilution Factor: 1

Injection Volume: 1(uL) | GC Column: CLP-2 ID: 0.53(mm)

% Moisture: 10.0 | GPC Cleanup:(Y/N) N

Analysis Batch No.: 101041 | Units: ug/Kg

CAS NO.	COMPOUND NAME	RESULT	Q	RL	MDL
12674-11-2	Aroclor-1016	36	U	36	23
11104-28-2	Aroclor-1221	36	U	36	18
11141-16-5	Aroclor-1232	36	U	36	15
53469-21-9	Aroclor-1242	36	U	36	14
12672-29-6	Aroclor-1248	36	U	36	19
11097-69-1	Aroclor-1254	36	U	36	19
11096-82-5	Aroclor-1260	36	U	36	19

CAS NO.	SURROGATE	%REC	Q	LIMITS
877-09-8	Tetrachloro-m-xylene	70		29-151
2051-24-3	Decachlorobiphenyl	98		14-163

FORM I
PCBS ORGANICS ANALYSIS DATA SHEET

Lab Name: TestAmerica Canton | Job No.: 240-28528-1

SDG No.:

Client Sample ID: DR-SB-220-02-04 | Lab Sample ID: 240-28528-3

Matrix: Solid | Lab File ID: P1100012.D

Analysis Method: 8082A | Date Collected: 08/29/2013 09:15

Extraction Method: 3540C | Date Extracted: 09/09/2013 09:32

Sample wt/vol: 29.73(g) | Date Analyzed: 09/11/2013 19:03

Con. Extract Vol.: 10(mL) | Dilution Factor: 1

Injection Volume: 1(uL) | GC Column: CLP-1 ID: 0.53(mm)

% Moisture: 12.8 | GPC Cleanup:(Y/N) N

Analysis Batch No.: 101041 | Units: ug/Kg

CAS NO.	SURROGATE	%REC	Q	LIMITS
877-09-8	Tetrachloro-m-xylene	115		29-151
2051-24-3	Decachlorobiphenyl	105		14-163

FORM I
PCBS ORGANICS ANALYSIS DATA SHEET

Lab Name: TestAmerica Canton Job No.: 240-28528-1

SDG No.:

Client Sample ID: DR-SB-220-02-04 Lab Sample ID: 240-28528-3

Matrix: Solid Lab File ID: P1100012.D

Analysis Method: 8082A Date Collected: 08/29/2013 09:15

Extraction Method: 3540C Date Extracted: 09/09/2013 09:32

Sample wt/vol: 29.73(g) Date Analyzed: 09/11/2013 19:03

Con. Extract Vol.: 10(mL) Dilution Factor: 1

Injection Volume: 1(uL) GC Column: CLP-2 ID: 0.53(mm)

% Moisture: 12.8 GPC Cleanup:(Y/N) N

Analysis Batch No.: 101041 Units: ug/Kg

CAS NO.	COMPOUND NAME	RESULT	Q	RL	MDL
12674-11-2	Aroclor-1016	38	U	38	24
11104-28-2	Aroclor-1221	38	U	38	19
11141-16-5	Aroclor-1232	38	U	38	16
53469-21-9	Aroclor-1242	38	U	38	15
12672-29-6	Aroclor-1248	38	U	38	20
11097-69-1	Aroclor-1254	38	U	38	20
11096-82-5	Aroclor-1260	38	U	38	20

CAS NO.	SURROGATE	%REC	Q	LIMITS
877-09-8	Tetrachloro-m-xylene	90		29-151
2051-24-3	Decachlorobiphenyl	111		14-163

FORM I
PCBS ORGANICS ANALYSIS DATA SHEET

Lab Name: TestAmerica Canton Job No.: 240-28528-1

SDG No.:

Client Sample ID: DR-SB-220-04-06 Lab Sample ID: 240-28528-4

Matrix: Solid Lab File ID: P1000018.D

Analysis Method: 8082A Date Collected: 08/29/2013 09:25

Extraction Method: 3540C Date Extracted: 09/11/2013 09:45

Sample wt/vol: 29.88(g) Date Analyzed: 09/13/2013 06:26

Con. Extract Vol.: 10.0(mL) Dilution Factor: 1

Injection Volume: 1(uL) GC Column: CLP-1 ID: 0.53(mm)

% Moisture: 14.2 GPC Cleanup:(Y/N) N

Analysis Batch No.: 101275 Units: ug/Kg

CAS NO.	SURROGATE	%REC	Q	LIMITS
877-09-8	Tetrachloro-m-xylene	69		29-151
2051-24-3	Decachlorobiphenyl	84		14-163

FORM I
PCBS ORGANICS ANALYSIS DATA SHEET

Lab Name: TestAmerica Canton Job No.: 240-28528-1

SDG No.:

Client Sample ID: DR-SB-220-04-06 Lab Sample ID: 240-28528-4

Matrix: Solid Lab File ID: P1000018.D

Analysis Method: 8082A Date Collected: 08/29/2013 09:25

Extraction Method: 3540C Date Extracted: 09/11/2013 09:45

Sample wt/vol: 29.88(g) Date Analyzed: 09/13/2013 06:26

Con. Extract Vol.: 10.0(mL) Dilution Factor: 1

Injection Volume: 1(uL) GC Column: CLP-2 ID: 0.53(mm)

% Moisture: 14.2 GPC Cleanup:(Y/N) N

Analysis Batch No.: 101275 Units: ug/Kg

CAS NO.	COMPOUND NAME	RESULT	Q	RL	MDL
12674-11-2	Aroclor-1016	39	U	39	25
11104-28-2	Aroclor-1221	39	U	39	19
11141-16-5	Aroclor-1232	39	U	39	16
53469-21-9	Aroclor-1242	39	U	39	15
12672-29-6	Aroclor-1248	39	U	39	20
11097-69-1	Aroclor-1254	39	U	39	20
11096-82-5	Aroclor-1260	39	U	39	20

CAS NO.	SURROGATE	%REC	Q	LIMITS
877-09-8	Tetrachloro-m-xylene	72		29-151
2051-24-3	Decachlorobiphenyl	83		14-163

FORM I
PCBS ORGANICS ANALYSIS DATA SHEET

Lab Name: TestAmerica Canton Job No.: 240-28528-1

SDG No.:

Client Sample ID: DR-SB-221-04-06 Lab Sample ID: 240-28528-5

Matrix: Solid Lab File ID: P1000019.D

Analysis Method: 8082A Date Collected: 08/29/2013 10:30

Extraction Method: 3540C Date Extracted: 09/11/2013 09:45

Sample wt/vol: 29.90(g) Date Analyzed: 09/13/2013 06:41

Con. Extract Vol.: 10.0(mL) Dilution Factor: 1

Injection Volume: 1(uL) GC Column: CLP-1 ID: 0.53(mm)

% Moisture: 45.1 GPC Cleanup:(Y/N) N

Analysis Batch No.: 101275 Units: ug/Kg

CAS NO.	SURROGATE	%REC	Q	LIMITS
877-09-8	Tetrachloro-m-xylene	64		29-151
2051-24-3	Decachlorobiphenyl	67		14-163

FORM I
PCBS ORGANICS ANALYSIS DATA SHEET

Lab Name: TestAmerica Canton Job No.: 240-28528-1

SDG No.:

Client Sample ID: DR-SB-221-04-06 Lab Sample ID: 240-28528-5

Matrix: Solid Lab File ID: P1000019.D

Analysis Method: 8082A Date Collected: 08/29/2013 10:30

Extraction Method: 3540C Date Extracted: 09/11/2013 09:45

Sample wt/vol: 29.90(g) Date Analyzed: 09/13/2013 06:41

Con. Extract Vol.: 10.0(mL) Dilution Factor: 1

Injection Volume: 1(uL) GC Column: CLP-2 ID: 0.53(mm)

% Moisture: 45.1 GPC Cleanup:(Y/N) N

Analysis Batch No.: 101275 Units: ug/Kg

CAS NO.	COMPOUND NAME	RESULT	Q	RL	MDL
12674-11-2	Aroclor-1016	60	U	60	38
11104-28-2	Aroclor-1221	60	U	60	29
11141-16-5	Aroclor-1232	60	U	60	26
53469-21-9	Aroclor-1242	60	U	60	24
12672-29-6	Aroclor-1248	60	U	60	31
11097-69-1	Aroclor-1254	60	U	60	31
11096-82-5	Aroclor-1260	60	U	60	31

CAS NO.	SURROGATE	%REC	Q	LIMITS
877-09-8	Tetrachloro-m-xylene	67		29-151
2051-24-3	Decachlorobiphenyl	69		14-163

FORM I
PCBS ORGANICS ANALYSIS DATA SHEET

Lab Name: TestAmerica Canton | Job No.: 240-28528-1

SDG No.:

Client Sample ID: DR-SB-221-08-10 | Lab Sample ID: 240-28528-6

Matrix: Solid | Lab File ID: P1000020.D

Analysis Method: 8082A | Date Collected: 08/29/2013 10:40

Extraction Method: 3540C | Date Extracted: 09/11/2013 09:45

Sample wt/vol: 29.88(g) | Date Analyzed: 09/13/2013 06:56

Con. Extract Vol.: 10.0(mL) | Dilution Factor: 1

Injection Volume: 1(uL) | GC Column: CLP-1 ID: 0.53(mm)

% Moisture: 17.5 | GPC Cleanup:(Y/N) N

Analysis Batch No.: 101275 | Units: ug/Kg

CAS NO.	SURROGATE	%REC	Q	LIMITS
877-09-8	Tetrachloro-m-xylene	68		29-151
2051-24-3	Decachlorobiphenyl	72		14-163

FORM I
PCBS ORGANICS ANALYSIS DATA SHEET

Lab Name: TestAmerica Canton | Job No.: 240-28528-1

SDG No.:

Client Sample ID: DR-SB-221-08-10 | Lab Sample ID: 240-28528-6

Matrix: Solid | Lab File ID: P1000020.D

Analysis Method: 8082A | Date Collected: 08/29/2013 10:40

Extraction Method: 3540C | Date Extracted: 09/11/2013 09:45

Sample wt/vol: 29.88(g) | Date Analyzed: 09/13/2013 06:56

Con. Extract Vol.: 10.0(mL) | Dilution Factor: 1

Injection Volume: 1(uL) | GC Column: CLP-2 ID: 0.53(mm)

% Moisture: 17.5 | GPC Cleanup:(Y/N) N

Analysis Batch No.: 101275 | Units: ug/Kg

CAS NO.	COMPOUND NAME	RESULT	Q	RL	MDL
12674-11-2	Aroclor-1016	40	U	40	26
11104-28-2	Aroclor-1221	40	U	40	19
11141-16-5	Aroclor-1232	40	U	40	17
53469-21-9	Aroclor-1242	40	U	40	16
12672-29-6	Aroclor-1248	40	U	40	21
11097-69-1	Aroclor-1254	40	U	40	21
11096-82-5	Aroclor-1260	40	U	40	21

CAS NO.	SURROGATE	%REC	Q	LIMITS
877-09-8	Tetrachloro-m-xylene	70		29-151
2051-24-3	Decachlorobiphenyl	74		14-163

FORM I

PCBS ORGANICS ANALYSIS DATA SHEET

Lab Name: TestAmerica Canton Job No.: 240-28528-1

SDG No.:

Client Sample ID: DR-SB-222-02-04 Lab Sample ID: 240-28528-7

Matrix: Solid Lab File ID: P1000021.D

Analysis Method: 8082A Date Collected: 08/29/2013 09:35

Extraction Method: 3540C Date Extracted: 09/11/2013 09:45

Sample wt/vol: 30.48(g) Date Analyzed: 09/13/2013 07:12

Con. Extract Vol.: 10.0(mL) Dilution Factor: 1

Injection Volume: 1(uL) GC Column: CLP-1 ID: 0.53(mm)

% Moisture: 15.8 GPC Cleanup:(Y/N) N

Analysis Batch No.: 101275 Units: ug/Kg

CAS NO.	SURROGATE	%REC	Q	LIMITS
877-09-8	Tetrachloro-m-xylene	57		29-151
2051-24-3	Decachlorobiphenyl	67		14-163

FORM I
PCBS ORGANICS ANALYSIS DATA SHEET

Lab Name: TestAmerica Canton | Job No.: 240-28528-1

SDG No.:

Client Sample ID: DR-SB-222-02-04 | Lab Sample ID: 240-28528-7

Matrix: Solid | Lab File ID: P1000021.D

Analysis Method: 8082A | Date Collected: 08/29/2013 09:35

Extraction Method: 3540C | Date Extracted: 09/11/2013 09:45

Sample wt/vol: 30.48(g) | Date Analyzed: 09/13/2013 07:12

Con. Extract Vol.: 10.0(mL) | Dilution Factor: 1

Injection Volume: 1(uL) | GC Column: CLP-2 ID: 0.53(mm)

% Moisture: 15.8 | GPC Cleanup:(Y/N) N

Analysis Batch No.: 101275 | Units: ug/Kg

CAS NO.	COMPOUND NAME	RESULT	Q	RL	MDL
12674-11-2	Aroclor-1016	39	U	39	25
11104-28-2	Aroclor-1221	39	U	39	19
11141-16-5	Aroclor-1232	39	U	39	16
53469-21-9	Aroclor-1242	39	U	39	15
12672-29-6	Aroclor-1248	39	U	39	20
11097-69-1	Aroclor-1254	39	U	39	20
11096-82-5	Aroclor-1260	39	U	39	20

CAS NO.	SURROGATE	%REC	Q	LIMITS
877-09-8	Tetrachloro-m-xylene	60		29-151
2051-24-3	Decachlorobiphenyl	74		14-163

FORM I
PCBS ORGANICS ANALYSIS DATA SHEET

Lab Name: TestAmerica Canton Job No.: 240-28528-1

SDG No.:

Client Sample ID: DR-SB-222-08-10 Lab Sample ID: 240-28528-8

Matrix: Solid Lab File ID: P1000034.D

Analysis Method: 8082A Date Collected: 08/29/2013 09:40

Extraction Method: 3540C Date Extracted: 09/11/2013 09:45

Sample wt/vol: 30.39(g) Date Analyzed: 09/13/2013 10:30

Con. Extract Vol.: 10.0(mL) Dilution Factor: 1

Injection Volume: 1(uL) GC Column: CLP-1 ID: 0.53(mm)

% Moisture: 16.3 GPC Cleanup:(Y/N) N

Analysis Batch No.: 101275 Units: ug/Kg

CAS NO.	SURROGATE	%REC	Q	LIMITS
877-09-8	Tetrachloro-m-xylene	71		29-151
2051-24-3	Decachlorobiphenyl	83		14-163

FORM I
PCBS ORGANICS ANALYSIS DATA SHEET

Lab Name: TestAmerica Canton Job No.: 240-28528-1

SDG No.:

Client Sample ID: DR-SB-222-08-10 Lab Sample ID: 240-28528-8

Matrix: Solid Lab File ID: P1000034.D

Analysis Method: 8082A Date Collected: 08/29/2013 09:40

Extraction Method: 3540C Date Extracted: 09/11/2013 09:45

Sample wt/vol: 30.39(g) Date Analyzed: 09/13/2013 10:30

Con. Extract Vol.: 10.0(mL) Dilution Factor: 1

Injection Volume: 1(uL) GC Column: CLP-2 ID: 0.53(mm)

% Moisture: 16.3 GPC Cleanup:(Y/N) N

Analysis Batch No.: 101275 Units: ug/Kg

CAS NO.	COMPOUND NAME	RESULT	Q	RL	MDL
12674-11-2	Aroclor-1016	39	U	39	25
11104-28-2	Aroclor-1221	39	U	39	19
11141-16-5	Aroclor-1232	39	U	39	17
53469-21-9	Aroclor-1242	39	U	39	15
12672-29-6	Aroclor-1248	39	U	39	20
11097-69-1	Aroclor-1254	39	U	39	20
11096-82-5	Aroclor-1260	39	U	39	20

CAS NO.	SURROGATE	%REC	Q	LIMITS
877-09-8	Tetrachloro-m-xylene	72		29-151
2051-24-3	Decachlorobiphenyl	81		14-163

FORM I
PCBS ORGANICS ANALYSIS DATA SHEET

Lab Name: TestAmerica Canton Job No.: 240-28528-1

SDG No.:

Client Sample ID: DR-SB-223-04-06 Lab Sample ID: 240-28528-9

Matrix: Solid Lab File ID: P1000025.D

Analysis Method: 8082A Date Collected: 08/29/2013 11:40

Extraction Method: 3540C Date Extracted: 09/11/2013 09:45

Sample wt/vol: 29.83(g) Date Analyzed: 09/13/2013 08:13

Con. Extract Vol.: 10.0(mL) Dilution Factor: 1

Injection Volume: 1(uL) GC Column: CLP-1 ID: 0.53(mm)

% Moisture: 14.6 GPC Cleanup:(Y/N) N

Analysis Batch No.: 101275 Units: ug/Kg

CAS NO.	SURROGATE	%REC	Q	LIMITS
877-09-8	Tetrachloro-m-xylene	71		29-151
2051-24-3	Decachlorobiphenyl	83		14-163

FORM I
PCBS ORGANICS ANALYSIS DATA SHEET

Lab Name: TestAmerica Canton Job No.: 240-28528-1

SDG No.:

Client Sample ID: DR-SB-223-04-06 Lab Sample ID: 240-28528-9

Matrix: Solid Lab File ID: P1000025.D

Analysis Method: 8082A Date Collected: 08/29/2013 11:40

Extraction Method: 3540C Date Extracted: 09/11/2013 09:45

Sample wt/vol: 29.83(g) Date Analyzed: 09/13/2013 08:13

Con. Extract Vol.: 10.0(mL) Dilution Factor: 1

Injection Volume: 1(uL) GC Column: CLP-2 ID: 0.53(mm)

% Moisture: 14.6 GPC Cleanup:(Y/N) N

Analysis Batch No.: 101275 Units: ug/Kg

CAS NO.	COMPOUND NAME	RESULT	Q	RL	MDL
12674-11-2	Aroclor-1016	39	U	39	25
11104-28-2	Aroclor-1221	39	U	39	19
11141-16-5	Aroclor-1232	39	U	39	16
53469-21-9	Aroclor-1242	39	U	39	15
12672-29-6	Aroclor-1248	39	U	39	20
11097-69-1	Aroclor-1254	39	U	39	20
11096-82-5	Aroclor-1260	39	U	39	20

CAS NO.	SURROGATE	%REC	Q	LIMITS
877-09-8	Tetrachloro-m-xylene	72		29-151
2051-24-3	Decachlorobiphenyl	90		14-163

FORM I
PCBS ORGANICS ANALYSIS DATA SHEET

Lab Name: TestAmerica Canton Job No.: 240-28528-1

SDG No.:

Client Sample ID: DR-SB-223-06-08 Lab Sample ID: 240-28528-10

Matrix: Solid Lab File ID: P1000026.D

Analysis Method: 8082A Date Collected: 08/29/2013 11:50

Extraction Method: 3540C Date Extracted: 09/11/2013 09:45

Sample wt/vol: 29.81(g) Date Analyzed: 09/13/2013 08:28

Con. Extract Vol.: 10.0(mL) Dilution Factor: 1

Injection Volume: 1(uL) GC Column: CLP-1 ID: 0.53(mm)

% Moisture: 11.7 GPC Cleanup:(Y/N) N

Analysis Batch No.: 101275 Units: ug/Kg

CAS NO.	SURROGATE	%REC	Q	LIMITS
877-09-8	Tetrachloro-m-xylene	68		29-151
2051-24-3	Decachlorobiphenyl	78		14-163

FORM I
PCBS ORGANICS ANALYSIS DATA SHEET

Lab Name: TestAmerica Canton Job No.: 240-28528-1

SDG No.:

Client Sample ID: DR-SB-223-06-08 Lab Sample ID: 240-28528-10

Matrix: Solid Lab File ID: P1000026.D

Analysis Method: 8082A Date Collected: 08/29/2013 11:50

Extraction Method: 3540C Date Extracted: 09/11/2013 09:45

Sample wt/vol: 29.81(g) Date Analyzed: 09/13/2013 08:28

Con. Extract Vol.: 10.0(mL) Dilution Factor: 1

Injection Volume: 1(uL) GC Column: CLP-2 ID: 0.53(mm)

% Moisture: 11.7 GPC Cleanup:(Y/N) N

Analysis Batch No.: 101275 Units: ug/Kg

CAS NO.	COMPOUND NAME	RESULT	Q	RL	MDL
12674-11-2	Aroclor-1016	38	U	38	24
11104-28-2	Aroclor-1221	38	U	38	18
11141-16-5	Aroclor-1232	38	U	38	16
53469-21-9	Aroclor-1242	38	U	38	15
12672-29-6	Aroclor-1248	38	U	38	19
11097-69-1	Aroclor-1254	38	U	38	19
11096-82-5	Aroclor-1260	38	U	38	19

CAS NO.	SURROGATE	%REC	Q	LIMITS
877-09-8	Tetrachloro-m-xylene	71		29-151
2051-24-3	Decachlorobiphenyl	85		14-163

FORM I
PCBS ORGANICS ANALYSIS DATA SHEET

Lab Name: TestAmerica Canton Job No.: 240-28528-1

SDG No.:

Client Sample ID: DR-SB-224-02-04 Lab Sample ID: 240-28528-11

Matrix: Solid Lab File ID: P1000027.D

Analysis Method: 8082A Date Collected: 08/29/2013 10:25

Extraction Method: 3540C Date Extracted: 09/11/2013 09:45

Sample wt/vol: 30.46(g) Date Analyzed: 09/13/2013 08:43

Con. Extract Vol.: 10.0(mL) Dilution Factor: 1

Injection Volume: 1(uL) GC Column: CLP-1 ID: 0.53(mm)

% Moisture: 18.2 GPC Cleanup:(Y/N) N

Analysis Batch No.: 101275 Units: ug/Kg

CAS NO.	SURROGATE	%REC	Q	LIMITS
877-09-8	Tetrachloro-m-xylene	65		29-151
2051-24-3	Decachlorobiphenyl	76		14-163

FORM I
PCBS ORGANICS ANALYSIS DATA SHEET

Lab Name: TestAmerica Canton Job No.: 240-28528-1

SDG No.:

Client Sample ID: DR-SB-224-02-04 Lab Sample ID: 240-28528-11

Matrix: Solid Lab File ID: P1000027.D

Analysis Method: 8082A Date Collected: 08/29/2013 10:25

Extraction Method: 3540C Date Extracted: 09/11/2013 09:45

Sample wt/vol: 30.46(g) Date Analyzed: 09/13/2013 08:43

Con. Extract Vol.: 10.0(mL) Dilution Factor: 1

Injection Volume: 1(uL) GC Column: CLP-2 ID: 0.53(mm)

% Moisture: 18.2 GPC Cleanup:(Y/N) N

Analysis Batch No.: 101275 Units: ug/Kg

CAS NO.	COMPOUND NAME	RESULT	Q	RL	MDL
12674-11-2	Aroclor-1016	40	U	40	25
11104-28-2	Aroclor-1221	40	U	40	19
11141-16-5	Aroclor-1232	40	U	40	17
53469-21-9	Aroclor-1242	40	U	40	16
12672-29-6	Aroclor-1248	40	U	40	20
11097-69-1	Aroclor-1254	40	U	40	20
11096-82-5	Aroclor-1260	40	U	40	20

CAS NO.	SURROGATE	%REC	Q	LIMITS
877-09-8	Tetrachloro-m-xylene	67		29-151
2051-24-3	Decachlorobiphenyl	75		14-163

FORM I
PCBS ORGANICS ANALYSIS DATA SHEET

Lab Name: TestAmerica Canton Job No.: 240-28528-1

SDG No.:

Client Sample ID: DR-SB-224-06-08 Lab Sample ID: 240-28528-12

Matrix: Solid Lab File ID: P1000028.D

Analysis Method: 8082A Date Collected: 08/29/2013 10:30

Extraction Method: 3540C Date Extracted: 09/11/2013 09:45

Sample wt/vol: 30.02(g) Date Analyzed: 09/13/2013 08:58

Con. Extract Vol.: 10.0(mL) Dilution Factor: 1

Injection Volume: 1(uL) GC Column: CLP-1 ID: 0.53(mm)

% Moisture: 13.4 GPC Cleanup:(Y/N) N

Analysis Batch No.: 101275 Units: ug/Kg

CAS NO.	SURROGATE	%REC	Q	LIMITS
877-09-8	Tetrachloro-m-xylene	63		29-151
2051-24-3	Decachlorobiphenyl	77		14-163

FORM I
PCBS ORGANICS ANALYSIS DATA SHEET

Lab Name: TestAmerica Canton Job No.: 240-28528-1

SDG No.:

Client Sample ID: DR-SB-224-06-08 Lab Sample ID: 240-28528-12

Matrix: Solid Lab File ID: P1000028.D

Analysis Method: 8082A Date Collected: 08/29/2013 10:30

Extraction Method: 3540C Date Extracted: 09/11/2013 09:45

Sample wt/vol: 30.02(g) Date Analyzed: 09/13/2013 08:58

Con. Extract Vol.: 10.0(mL) Dilution Factor: 1

Injection Volume: 1(uL) GC Column: CLP-2 ID: 0.53(mm)

% Moisture: 13.4 GPC Cleanup:(Y/N) N

Analysis Batch No.: 101275 Units: ug/Kg

CAS NO.	COMPOUND NAME	RESULT	Q	RL	MDL
12674-11-2	Aroclor-1016	38	U	38	24
11104-28-2	Aroclor-1221	38	U	38	18
11141-16-5	Aroclor-1232	38	U	38	16
53469-21-9	Aroclor-1242	38	U	38	15
12672-29-6	Aroclor-1248	38	U	38	20
11097-69-1	Aroclor-1254	38	U	38	20
11096-82-5	Aroclor-1260	38	U	38	20

CAS NO.	SURROGATE	%REC	Q	LIMITS
877-09-8	Tetrachloro-m-xylene	62		29-151
2051-24-3	Decachlorobiphenyl	79		14-163

FORM I

PCBS ORGANICS ANALYSIS DATA SHEET

Lab Name: TestAmerica Canton Job No.: 240-28528-1

SDG No.:

Client Sample ID: DR-SB-225-02-04 Lab Sample ID: 240-28528-13

Matrix: Solid Lab File ID: P1000035.D

Analysis Method: 8082A Date Collected: 08/29/2013 11:05

Extraction Method: 3540C Date Extracted: 09/11/2013 09:45

Sample wt/vol: 30.28(g) Date Analyzed: 09/13/2013 10:45

Con. Extract Vol.: 10.0(mL) Dilution Factor: 1

Injection Volume: 1(uL) GC Column: CLP-1 ID: 0.53(mm)

% Moisture: 12.9 GPC Cleanup:(Y/N) N

Analysis Batch No.: 101275 Units: ug/Kg

CAS NO.	SURROGATE	%REC	Q	LIMITS
877-09-8	Tetrachloro-m-xylene	48		29-151
2051-24-3	Decachlorobiphenyl	83		14-163

FORM I
PCBS ORGANICS ANALYSIS DATA SHEET

Lab Name: TestAmerica Canton | Job No.: 240-28528-1

SDG No.:

Client Sample ID: DR-SB-225-02-04 | Lab Sample ID: 240-28528-13

Matrix: Solid | Lab File ID: P1000035.D

Analysis Method: 8082A | Date Collected: 08/29/2013 11:05

Extraction Method: 3540C | Date Extracted: 09/11/2013 09:45

Sample wt/vol: 30.28(g) | Date Analyzed: 09/13/2013 10:45

Con. Extract Vol.: 10.0(mL) | Dilution Factor: 1

Injection Volume: 1(uL) | GC Column: CLP-2 ID: 0.53(mm)

% Moisture: 12.9 | GPC Cleanup:(Y/N) N

Analysis Batch No.: 101275 | Units: ug/Kg

CAS NO.	COMPOUND NAME	RESULT	Q	RL	MDL
12674-11-2	Aroclor-1016	38	U	38	24
11104-28-2	Aroclor-1221	38	U	38	18
11141-16-5	Aroclor-1232	38	U	38	16
53469-21-9	Aroclor-1242	38	U	38	15
12672-29-6	Aroclor-1248	38	U	38	19
11097-69-1	Aroclor-1254	38	U	38	19
11096-82-5	Aroclor-1260	38	U	38	19

CAS NO.	SURROGATE	%REC	Q	LIMITS
877-09-8	Tetrachloro-m-xylene	50		29-151
2051-24-3	Decachlorobiphenyl	79		14-163

FORM I
PCBS ORGANICS ANALYSIS DATA SHEET

Lab Name: TestAmerica Canton | Job No.: 240-28528-1

SDG No.:

Client Sample ID: DR-SB-225-04-06 | Lab Sample ID: 240-28528-14

Matrix: Solid | Lab File ID: P1000036.D

Analysis Method: 8082A | Date Collected: 08/29/2013 11:10

Extraction Method: 3540C | Date Extracted: 09/11/2013 09:45

Sample wt/vol: 29.86(g) | Date Analyzed: 09/13/2013 11:01

Con. Extract Vol.: 10.0(mL) | Dilution Factor: 1

Injection Volume: 1(uL) | GC Column: CLP-1 ID: 0.53(mm)

% Moisture: 16.7 | GPC Cleanup:(Y/N) N

Analysis Batch No.: 101275 | Units: ug/Kg

CAS NO.	SURROGATE	%REC	Q	LIMITS
877-09-8	Tetrachloro-m-xylene	65		29-151
2051-24-3	Decachlorobiphenyl	87		14-163

FORM I

PCBS ORGANICS ANALYSIS DATA SHEET

Lab Name: TestAmerica Canton Job No.: 240-28528-1

SDG No.:

Client Sample ID: DR-SB-225-04-06 Lab Sample ID: 240-28528-14

Matrix: Solid Lab File ID: P1000036.D

Analysis Method: 8082A Date Collected: 08/29/2013 11:10

Extraction Method: 3540C Date Extracted: 09/11/2013 09:45

Sample wt/vol: 29.86(g) Date Analyzed: 09/13/2013 11:01

Con. Extract Vol.: 10.0(mL) Dilution Factor: 1

Injection Volume: 1(uL) GC Column: CLP-2 ID: 0.53(mm)

% Moisture: 16.7 GPC Cleanup:(Y/N) N

Analysis Batch No.: 101275 Units: ug/Kg

CAS NO.	COMPOUND NAME	RESULT	Q	RL	MDL
12674-11-2	Aroclor-1016	40	U	40	25
11104-28-2	Aroclor-1221	40	U	40	19
11141-16-5	Aroclor-1232	40	U	40	17
53469-21-9	Aroclor-1242	40	U	40	16
12672-29-6	Aroclor-1248	40	U	40	20
11097-69-1	Aroclor-1254	40	U	40	20
11096-82-5	Aroclor-1260	40	U	40	20

CAS NO.	SURROGATE	%REC	Q	LIMITS
877-09-8	Tetrachloro-m-xylene	66		29-151
2051-24-3	Decachlorobiphenyl	80		14-163

FORM I
GC VOA ORGANICS ANALYSIS DATA SHEET

Lab Name: TestAmerica Canton Job No.: 240-28528-1

SDG No.:

Client Sample ID: DR-SB-219-02-04 Lab Sample ID: 240-28528-1

Matrix: Solid Lab File ID: YF090408.D

Analysis Method: 8015C Date Collected: 08/29/2013 08:55

Sample wt/vol: 5.28(g) Date Analyzed: 09/04/2013 18:33

Soil Aliquot Vol: Dilution Factor: 1

Soil Extract Vol.: GC Column: RTX-VRX ID: 0.45(mm)

% Moisture: 9.3 Level: (low/med) Low

Analysis Batch No.: 100117 Units: ug/Kg

CAS NO.	COMPOUND NAME	RESULT	Q	RL	MDL
8006-61-9	Total Petroleum Hydrocarbons (C6-C10)	100	U	100	48

CAS NO.	SURROGATE	%REC	Q	LIMITS
98-08-8	Trifluorotoluene (Surr)	88		10-150

FORM I
GC VOA ORGANICS ANALYSIS DATA SHEET

Lab Name: TestAmerica Canton Job No.: 240-28528-1

SDG No.:

Client Sample ID: DR-SB-219-08-10 Lab Sample ID: 240-28528-2

Matrix: Solid Lab File ID: YF090409.D

Analysis Method: 8015C Date Collected: 08/29/2013 09:00

Sample wt/vol: 4.99(g) Date Analyzed: 09/04/2013 19:11

Soil Aliquot Vol: Dilution Factor: 1

Soil Extract Vol.: GC Column: RTX-VRX ID: 0.45(mm)

% Moisture: 10.0 Level: (low/med) Low

Analysis Batch No.: 100117 Units: ug/Kg

CAS NO.	COMPOUND NAME	RESULT	Q	RL	MDL
8006-61-9	Total Petroleum Hydrocarbons (C6-C10)	110	U	110	51

CAS NO.	SURROGATE	%REC	Q	LIMITS
98-08-8	Trifluorotoluene (Surr)	105		10-150

FORM I
GC VOA ORGANICS ANALYSIS DATA SHEET

Lab Name: TestAmerica Canton Job No.: 240-28528-1

SDG No.:

Client Sample ID: DR-SB-220-02-04 Lab Sample ID: 240-28528-3

Matrix: Solid Lab File ID: YF090412.D

Analysis Method: 8015C Date Collected: 08/29/2013 09:15

Sample wt/vol: 4.97(g) Date Analyzed: 09/04/2013 21:07

Soil Aliquot Vol: Dilution Factor: 1

Soil Extract Vol.: GC Column: RTX-VRX ID: 0.45(mm)

% Moisture: 12.8 Level: (low/med) Low

Analysis Batch No.: 100117 Units: ug/Kg

CAS NO.	COMPOUND NAME	RESULT	Q	RL	MDL
8006-61-9	Total Petroleum Hydrocarbons (C6-C10)	120	U	120	53

CAS NO.	SURROGATE	%REC	Q	LIMITS
98-08-8	Trifluorotoluene (Surr)	62		10-150

FORM I
GC VOA ORGANICS ANALYSIS DATA SHEET

Lab Name: TestAmerica Canton Job No.: 240-28528-1

SDG No.:

Client Sample ID: DR-SB-220-04-06 Lab Sample ID: 240-28528-4

Matrix: Solid Lab File ID: YF090414.D

Analysis Method: 8015C Date Collected: 08/29/2013 09:25

Sample wt/vol: 5.20(g) Date Analyzed: 09/04/2013 22:25

Soil Aliquot Vol: Dilution Factor: 1

Soil Extract Vol.: GC Column: RTX-VRX ID: 0.45(mm)

% Moisture: 14.2 Level: (low/med) Low

Analysis Batch No.: 100117 Units: ug/Kg

CAS NO.	COMPOUND NAME	RESULT	Q	RL	MDL
8006-61-9	Total Petroleum Hydrocarbons (C6-C10)	110	U	110	52

CAS NO.	SURROGATE	%REC	Q	LIMITS
98-08-8	Trifluorotoluene (Surr)	97		10-150

FORM I
GC VOA ORGANICS ANALYSIS DATA SHEET

Lab Name: TestAmerica Canton | Job No.: 240-28528-1

SDG No.:

Client Sample ID: DR-SB-221-04-06 | Lab Sample ID: 240-28528-5

Matrix: Solid | Lab File ID: YF090415.D

Analysis Method: 8015C | Date Collected: 08/29/2013 10:30

Sample wt/vol: 4.97(g) | Date Analyzed: 09/04/2013 23:04

Soil Aliquot Vol: | Dilution Factor: 1

Soil Extract Vol.: | GC Column: RTX-VRX ID: 0.45(mm)

% Moisture: 45.1 | Level: (low/med) Low

Analysis Batch No.: 100117 | Units: ug/Kg

CAS NO.	COMPOUND NAME	RESULT	Q	RL	MDL
8006-61-9	Total Petroleum Hydrocarbons (C6-C10)	180	U	180	84

CAS NO.	SURROGATE	%REC	Q	LIMITS
98-08-8	Trifluorotoluene (Surr)	99		10-150

FORM I
GC VOA ORGANICS ANALYSIS DATA SHEET

Lab Name: TestAmerica Canton Job No.: 240-28528-1

SDG No.:

Client Sample ID: DR-SB-221-08-10 Lab Sample ID: 240-28528-6

Matrix: Solid Lab File ID: YF090416.D

Analysis Method: 8015C Date Collected: 08/29/2013 10:40

Sample wt/vol: 5.21(g) Date Analyzed: 09/04/2013 23:43

Soil Aliquot Vol: Dilution Factor: 1

Soil Extract Vol.: GC Column: RTX-VRX ID: 0.45(mm)

% Moisture: 17.5 Level: (low/med) Low

Analysis Batch No.: 100117 Units: ug/Kg

CAS NO.	COMPOUND NAME	RESULT	Q	RL	MDL
8006-61-9	Total Petroleum Hydrocarbons (C6-C10)	120	U	120	53

CAS NO.	SURROGATE	%REC	Q	LIMITS
98-08-8	Trifluorotoluene (Surr)	99		10-150

FORM I
GC VOA ORGANICS ANALYSIS DATA SHEET

Lab Name: TestAmerica Canton Job No.: 240-28528-1

SDG No.:

Client Sample ID: DR-SB-222-02-04 Lab Sample ID: 240-28528-7

Matrix: Solid Lab File ID: YF090417.D

Analysis Method: 8015C Date Collected: 08/29/2013 09:35

Sample wt/vol: 5.10(g) Date Analyzed: 09/05/2013 00:23

Soil Aliquot Vol: Dilution Factor: 1

Soil Extract Vol.: GC Column: RTX-VRX ID: 0.45(mm)

% Moisture: 15.8 Level: (low/med) Low

Analysis Batch No.: 100117 Units: ug/Kg

CAS NO.	COMPOUND NAME	RESULT	Q	RL	MDL
8006-61-9	Total Petroleum Hydrocarbons (C6-C10)	120	U	120	54

CAS NO.	SURROGATE	%REC	Q	LIMITS
98-08-8	Trifluorotoluene (Surr)	98		10-150

FORM I
GC VOA ORGANICS ANALYSIS DATA SHEET

Lab Name: TestAmerica Canton Job No.: 240-28528-1

SDG No.:

Client Sample ID: DR-SB-222-08-10 Lab Sample ID: 240-28528-8

Matrix: Solid Lab File ID: YF090418.D

Analysis Method: 8015C Date Collected: 08/29/2013 09:40

Sample wt/vol: 5.13(g) Date Analyzed: 09/05/2013 01:03

Soil Aliquot Vol: Dilution Factor: 1

Soil Extract Vol.: GC Column: RTX-VRX ID: 0.45(mm)

% Moisture: 16.3 Level: (low/med) Low

Analysis Batch No.: 100117 Units: ug/Kg

CAS NO.	COMPOUND NAME	RESULT	Q	RL	MDL
8006-61-9	Total Petroleum Hydrocarbons (C6-C10)	120	U	120	54

CAS NO.	SURROGATE	%REC	Q	LIMITS
98-08-8	Trifluorotoluene (Surr)	91		10-150

FORM I
GC VOA ORGANICS ANALYSIS DATA SHEET

Lab Name: TestAmerica Canton Job No.: 240-28528-1

SDG No.:

Client Sample ID: DR-SB-223-04-06 Lab Sample ID: 240-28528-9

Matrix: Solid Lab File ID: YF090419.D

Analysis Method: 8015C Date Collected: 08/29/2013 11:40

Sample wt/vol: 5.31(g) Date Analyzed: 09/05/2013 01:42

Soil Aliquot Vol: Dilution Factor: 1

Soil Extract Vol.: GC Column: RTX-VRX ID: 0.45(mm)

% Moisture: 14.6 Level: (low/med) Low

Analysis Batch No.: 100117 Units: ug/Kg

CAS NO.	COMPOUND NAME	RESULT	Q	RL	MDL
8006-61-9	Total Petroleum Hydrocarbons (C6-C10)	110	U	110	51

CAS NO.	SURROGATE	%REC	Q	LIMITS
98-08-8	Trifluorotoluene (Surr)	99		10-150

FORM I
GC VOA ORGANICS ANALYSIS DATA SHEET

Lab Name: TestAmerica Canton Job No.: 240-28528-1

SDG No.:

Client Sample ID: DR-SB-223-06-08 Lab Sample ID: 240-28528-10

Matrix: Solid Lab File ID: YF090420.D

Analysis Method: 8015C Date Collected: 08/29/2013 11:50

Sample wt/vol: 5.04(g) Date Analyzed: 09/05/2013 02:22

Soil Aliquot Vol: Dilution Factor: 1

Soil Extract Vol.: GC Column: RTX-VRX ID: 0.45(mm)

% Moisture: 11.7 Level: (low/med) Low

Analysis Batch No.: 100117 Units: ug/Kg

CAS NO.	COMPOUND NAME	RESULT	Q	RL	MDL
8006-61-9	Total Petroleum Hydrocarbons (C6-C10)	110	U	110	52

CAS NO.	SURROGATE	%REC	Q	LIMITS
98-08-8	Trifluorotoluene (Surr)	97		10-150

FORM I
GC VOA ORGANICS ANALYSIS DATA SHEET

Lab Name: TestAmerica Canton Job No.: 240-28528-1

SDG No.:

Client Sample ID: DR-SB-224-02-04 Lab Sample ID: 240-28528-11

Matrix: Solid Lab File ID: YF090421.D

Analysis Method: 8015C Date Collected: 08/29/2013 10:25

Sample wt/vol: 5.08(g) Date Analyzed: 09/05/2013 03:01

Soil Aliquot Vol: Dilution Factor: 1

Soil Extract Vol.: GC Column: RTX-VRX ID: 0.45(mm)

% Moisture: 18.2 Level: (low/med) Low

Analysis Batch No.: 100117 Units: ug/Kg

CAS NO.	COMPOUND NAME	RESULT	Q	RL	MDL
8006-61-9	Total Petroleum Hydrocarbons (C6-C10)	120	U	120	55

CAS NO.	SURROGATE	%REC	Q	LIMITS
98-08-8	Trifluorotoluene (Surr)	101		10-150

FORM I

GC VOA ORGANICS ANALYSIS DATA SHEET

Lab Name: TestAmerica Canton Job No.: 240-28528-1

SDG No.:

Client Sample ID: DR-SB-224-06-08 Lab Sample ID: 240-28528-12

Matrix: Solid Lab File ID: YF090423.D

Analysis Method: 8015C Date Collected: 08/29/2013 10:30

Sample wt/vol: 1.06(g) Date Analyzed: 09/05/2013 04:18

Soil Aliquot Vol: Dilution Factor: 1

Soil Extract Vol.: GC Column: RTX-VRX ID: 0.45(mm)

% Moisture: 13.4 Level: (low/med) Low

Analysis Batch No.: 100117 Units: ug/Kg

CAS NO.	COMPOUND NAME	RESULT	Q	RL	MDL
8006-61-9	Total Petroleum Hydrocarbons (C6-C10)	770		540	250

CAS NO.	SURROGATE	%REC	Q	LIMITS
98-08-8	Trifluorotoluene (Surr)	94		10-150

FORM I
GC VOA ORGANICS ANALYSIS DATA SHEET

Lab Name: TestAmerica Canton Job No.: 240-28528-1

SDG No.:

Client Sample ID: DR-SB-225-02-04 Lab Sample ID: 240-28528-13

Matrix: Solid Lab File ID: YF090424.D

Analysis Method: 8015C Date Collected: 08/29/2013 11:05

Sample wt/vol: 5.30(g) Date Analyzed: 09/05/2013 04:56

Soil Aliquot Vol: Dilution Factor: 1

Soil Extract Vol.: GC Column: RTX-VRX ID: 0.45(mm)

% Moisture: 12.9 Level: (low/med) Low

Analysis Batch No.: 100117 Units: ug/Kg

CAS NO.	COMPOUND NAME	RESULT	Q	RL	MDL
8006-61-9	Total Petroleum Hydrocarbons (C6-C10)	110	U	110	50

CAS NO.	SURROGATE	%REC	Q	LIMITS
98-08-8	Trifluorotoluene (Surr)	105		10-150

FORM I

GC VOA ORGANICS ANALYSIS DATA SHEET

Lab Name: TestAmerica Canton Job No.: 240-28528-1

SDG No.:

Client Sample ID: DR-SB-225-04-06 Lab Sample ID: 240-28528-14

Matrix: Solid Lab File ID: YF090425.D

Analysis Method: 8015C Date Collected: 08/29/2013 11:10

Sample wt/vol: 5.05(g) Date Analyzed: 09/05/2013 05:35

Soil Aliquot Vol: Dilution Factor: 1

Soil Extract Vol.: GC Column: RTX-VRX ID: 0.45(mm)

% Moisture: 16.7 Level: (low/med) Low

Analysis Batch No.: 100117 Units: ug/Kg

CAS NO.	COMPOUND NAME	RESULT	Q	RL	MDL
8006-61-9	Total Petroleum Hydrocarbons (C6-C10)	120	U	120	55

CAS NO.	SURROGATE	%REC	Q	LIMITS
98-08-8	Trifluorotoluene (Surr)	100		10-150

FORM I

DIESEL RANGE ORGANICS ANALYSIS DATA SHEET

Lab Name: TestAmerica Canton Job No.: 240-28528-1

SDG No.:

Client Sample ID: DR-SB-219-02-04 Lab Sample ID: 240-28528-1

Matrix: Solid Lab File ID: P5F90535.D

Analysis Method: 8015C Date Collected: 08/29/2013 08:55

Extraction Method: 3550C Date Extracted: 09/05/2013 06:52

Sample wt/vol: 30.34(g) Date Analyzed: 09/06/2013 05:40

Con. Extract Vol.: 5(mL) Dilution Factor: 1

Injection Volume: 1(uL) GC Column: ID:

% Moisture: 9.3 GPC Cleanup:(Y/N) N

Analysis Batch No.: 100235 Units: mg/Kg

CAS NO.	COMPOUND NAME	RESULT	Q	RL	MDL
STL00141	Total Petroleum Hydrocarbons (C10-C32)	18	U	18	10

CAS NO.	SURROGATE	%REC	Q	LIMITS
111-84-2	n-Nonane	24		10-110

FORM I

DIESEL RANGE ORGANICS ANALYSIS DATA SHEET

Lab Name: TestAmerica Canton | Job No.: 240-28528-1

SDG No.:

Client Sample ID: DR-SB-219-08-10 | Lab Sample ID: 240-28528-2

Matrix: Solid | Lab File ID: P5F90536.D

Analysis Method: 8015C | Date Collected: 08/29/2013 09:00

Extraction Method: 3550C | Date Extracted: 09/05/2013 06:52

Sample wt/vol: 29.52(g) | Date Analyzed: 09/06/2013 06:10

Con. Extract Vol.: 5(mL) | Dilution Factor: 1

Injection Volume: 1(uL) | GC Column: | ID:

% Moisture: 10.0 | GPC Cleanup:(Y/N) N

Analysis Batch No.: 100235 | Units: mg/Kg

CAS NO.	COMPOUND NAME	RESULT	Q	RL	MDL
STL00141	Total Petroleum Hydrocarbons (C10-C32)	19	U	19	10

CAS NO.	SURROGATE	%REC	Q	LIMITS
111-84-2	n-Nonane	33		10-110

FORM I

DIESEL RANGE ORGANICS ANALYSIS DATA SHEET

Lab Name: TestAmerica Canton Job No.: 240-28528-1

SDG No.:

Client Sample ID: DR-SB-220-02-04 Lab Sample ID: 240-28528-3

Matrix: Solid Lab File ID: P5F90537.D

Analysis Method: 8015C Date Collected: 08/29/2013 09:15

Extraction Method: 3550C Date Extracted: 09/05/2013 06:52

Sample wt/vol: 29.83(g) Date Analyzed: 09/06/2013 06:40

Con. Extract Vol.: 5(mL) Dilution Factor: 1

Injection Volume: 1(uL) GC Column: ID:

% Moisture: 12.8 GPC Cleanup:(Y/N) N

Analysis Batch No.: 100235 Units: mg/Kg

CAS NO.	COMPOUND NAME	RESULT	Q	RL	MDL
STL00141	Total Petroleum Hydrocarbons (C10-C32)	19	U	19	11

CAS NO.	SURROGATE	%REC	Q	LIMITS
111-84-2	n-Nonane	26		10-110

FORM I

DIESEL RANGE ORGANICS ANALYSIS DATA SHEET

Lab Name: TestAmerica Canton | Job No.: 240-28528-1

SDG No.:

Client Sample ID: DR-SB-220-04-06 | Lab Sample ID: 240-28528-4

Matrix: Solid | Lab File ID: P5F90538.D

Analysis Method: 8015C | Date Collected: 08/29/2013 09:25

Extraction Method: 3550C | Date Extracted: 09/05/2013 06:52

Sample wt/vol: 30.21(g) | Date Analyzed: 09/06/2013 07:09

Con. Extract Vol.: 5(mL) | Dilution Factor: 1

Injection Volume: 1(uL) | GC Column: ID:

% Moisture: 14.2 | GPC Cleanup:(Y/N) N

Analysis Batch No.: 100235 | Units: mg/Kg

CAS NO.	COMPOUND NAME	RESULT	Q	RL	MDL
STL00141	Total Petroleum Hydrocarbons (C10-C32)	19	U	19	11

CAS NO.	SURROGATE	%REC	Q	LIMITS
111-84-2	n-Nonane	25		10-110

FORM I
DIESEL RANGE ORGANICS ANALYSIS DATA SHEET

Lab Name: TestAmerica Canton Job No.: 240-28528-1

SDG No.:

Client Sample ID: DR-SB-221-04-06 Lab Sample ID: 240-28528-5

Matrix: Solid Lab File ID: P5F90539.D

Analysis Method: 8015C Date Collected: 08/29/2013 10:30

Extraction Method: 3550C Date Extracted: 09/05/2013 06:52

Sample wt/vol: 30.28(g) Date Analyzed: 09/06/2013 07:39

Con. Extract Vol.: 5(mL) Dilution Factor: 1

Injection Volume: 1(uL) GC Column: ID:

% Moisture: 45.1 GPC Cleanup:(Y/N) N

Analysis Batch No.: 100235 Units: mg/Kg

CAS NO.	COMPOUND NAME	RESULT	Q	RL	MDL
STL00141	Total Petroleum Hydrocarbons (C10-C32)	30	U	30	17

CAS NO.	SURROGATE	%REC	Q	LIMITS
111-84-2	n-Nonane	35		10-110

FORM I
DIESEL RANGE ORGANICS ANALYSIS DATA SHEET

Lab Name: TestAmerica Canton | Job No.: 240-28528-1

SDG No.:

Client Sample ID: DR-SB-221-08-10 | Lab Sample ID: 240-28528-6

Matrix: Solid | Lab File ID: P5F90540.D

Analysis Method: 8015C | Date Collected: 08/29/2013 10:40

Extraction Method: 3550C | Date Extracted: 09/05/2013 06:52

Sample wt/vol: 30.07(g) | Date Analyzed: 09/06/2013 08:09

Con. Extract Vol.: 5(mL) | Dilution Factor: 1

Injection Volume: 1(uL) | GC Column: | ID:

% Moisture: 17.5 | GPC Cleanup:(Y/N) N

Analysis Batch No.: 100235 | Units: mg/Kg

CAS NO.	COMPOUND NAME	RESULT	Q	RL	MDL
STL00141	Total Petroleum Hydrocarbons (C10-C32)	20	U	20	11

CAS NO.	SURROGATE	%REC	Q	LIMITS
111-84-2	n-Nonane	34		10-110

FORM I
DIESEL RANGE ORGANICS ANALYSIS DATA SHEET

Lab Name: TestAmerica Canton | Job No.: 240-28528-1

SDG No.:

Client Sample ID: DR-SB-222-02-04 | Lab Sample ID: 240-28528-7

Matrix: Solid | Lab File ID: P5F90541.D

Analysis Method: 8015C | Date Collected: 08/29/2013 09:35

Extraction Method: 3550C | Date Extracted: 09/05/2013 06:52

Sample wt/vol: 30.39(g) | Date Analyzed: 09/06/2013 08:39

Con. Extract Vol.: 5(mL) | Dilution Factor: 1

Injection Volume: 1(uL) | GC Column: | ID:

% Moisture: 15.8 | GPC Cleanup:(Y/N) N

Analysis Batch No.: 100235 | Units: mg/Kg

CAS NO.	COMPOUND NAME	RESULT	Q	RL	MDL
STL00141	Total Petroleum Hydrocarbons (C10-C32)	20	U	20	11

CAS NO.	SURROGATE	%REC	Q	LIMITS
111-84-2	n-Nonane	26		10-110

FORM I

DIESEL RANGE ORGANICS ANALYSIS DATA SHEET

Lab Name: TestAmerica Canton Job No.: 240-28528-1

SDG No.:

Client Sample ID: DR-SB-222-08-10 Lab Sample ID: 240-28528-8

Matrix: Solid Lab File ID: P5F90543.D

Analysis Method: 8015C Date Collected: 08/29/2013 09:40

Extraction Method: 3550C Date Extracted: 09/05/2013 06:52

Sample wt/vol: 29.85(g) Date Analyzed: 09/06/2013 09:39

Con. Extract Vol.: 5(mL) Dilution Factor: 1

Injection Volume: 1(uL) GC Column: ID:

% Moisture: 16.3 GPC Cleanup:(Y/N) N

Analysis Batch No.: 100235 Units: mg/Kg

CAS NO.	COMPOUND NAME	RESULT	Q	RL	MDL
STL00141	Total Petroleum Hydrocarbons (C10-C32)	20	U	20	11

CAS NO.	SURROGATE	%REC	Q	LIMITS
111-84-2	n-Nonane	31		10-110

FORM I
DIESEL RANGE ORGANICS ANALYSIS DATA SHEET

Lab Name: TestAmerica Canton Job No.: 240-28528-1

SDG No.:

Client Sample ID: DR-SB-223-04-06 Lab Sample ID: 240-28528-9

Matrix: Solid Lab File ID: P5F90544.D

Analysis Method: 8015C Date Collected: 08/29/2013 11:40

Extraction Method: 3550C Date Extracted: 09/05/2013 06:52

Sample wt/vol: 29.68(g) Date Analyzed: 09/06/2013 10:09

Con. Extract Vol.: 5(mL) Dilution Factor: 1

Injection Volume: 1(uL) GC Column: ID:

% Moisture: 14.6 GPC Cleanup:(Y/N) N

Analysis Batch No.: 100235 Units: mg/Kg

CAS NO.	COMPOUND NAME	RESULT	Q	RL	MDL
STL00141	Total Petroleum Hydrocarbons (C10-C32)	20	U	20	11

CAS NO.	SURROGATE	%REC	Q	LIMITS
111-84-2	n-Nonane	27		10-110

FORM I

DIESEL RANGE ORGANICS ANALYSIS DATA SHEET

Lab Name: TestAmerica Canton Job No.: 240-28528-1

SDG No.:

Client Sample ID: DR-SB-223-06-08 Lab Sample ID: 240-28528-10

Matrix: Solid Lab File ID: P6F90908.D

Analysis Method: 8015C Date Collected: 08/29/2013 11:50

Extraction Method: 3550C Date Extracted: 09/09/2013 07:04

Sample wt/vol: 29.81(g) Date Analyzed: 09/09/2013 18:38

Con. Extract Vol.: 5(mL) Dilution Factor: 1

Injection Volume: 1(uL) GC Column: RTX-5 ID: 0.53(mm)

% Moisture: 11.7 GPC Cleanup:(Y/N) N

Analysis Batch No.: 100711 Units: mg/Kg

CAS NO.	COMPOUND NAME	RESULT	Q	RL	MDL
STL00141	Total Petroleum Hydrocarbons (C10-C32)	19	U	19	11

CAS NO.	SURROGATE	%REC	Q	LIMITS
111-84-2	n-Nonane	35		10-110

FORM I
DIESEL RANGE ORGANICS ANALYSIS DATA SHEET

Lab Name: TestAmerica Canton Job No.: 240-28528-1

SDG No.:

Client Sample ID: DR-SB-224-02-04 Lab Sample ID: 240-28528-11

Matrix: Solid Lab File ID: P6F90909.D

Analysis Method: 8015C Date Collected: 08/29/2013 10:25

Extraction Method: 3550C Date Extracted: 09/09/2013 07:04

Sample wt/vol: 29.90(g) Date Analyzed: 09/09/2013 19:09

Con. Extract Vol.: 5(mL) Dilution Factor: 1

Injection Volume: 1(uL) GC Column: RTX-5 ID: 0.53(mm)

% Moisture: 18.2 GPC Cleanup:(Y/N) N

Analysis Batch No.: 100711 Units: mg/Kg

CAS NO.	COMPOUND NAME	RESULT	Q	RL	MDL
STL00141	Total Petroleum Hydrocarbons (C10-C32)	36		20	11

CAS NO.	SURROGATE	%REC	Q	LIMITS
111-84-2	n-Nonane	40		10-110

FORM I
DIESEL RANGE ORGANICS ANALYSIS DATA SHEET

Lab Name: TestAmerica Canton Job No.: 240-28528-1

SDG No.:

Client Sample ID: DR-SB-224-06-08 Lab Sample ID: 240-28528-12

Matrix: Solid Lab File ID: P6F90910.D

Analysis Method: 8015C Date Collected: 08/29/2013 10:30

Extraction Method: 3550C Date Extracted: 09/09/2013 07:04

Sample wt/vol: 29.75(g) Date Analyzed: 09/09/2013 19:40

Con. Extract Vol.: 5(mL) Dilution Factor: 1

Injection Volume: 1(uL) GC Column: RTX-5 ID: 0.53(mm)

% Moisture: 13.4 GPC Cleanup:(Y/N) N

Analysis Batch No.: 100711 Units: mg/Kg

CAS NO.	COMPOUND NAME	RESULT	Q	RL	MDL
STL00141	Total Petroleum Hydrocarbons (C10-C32)	19	U	19	11

CAS NO.	SURROGATE	%REC	Q	LIMITS
111-84-2	n-Nonane	35		10-110

FORM I
DIESEL RANGE ORGANICS ANALYSIS DATA SHEET

Lab Name: TestAmerica Canton | Job No.: 240-28528-1

SDG No.:

Client Sample ID: DR-SB-225-02-04 | Lab Sample ID: 240-28528-13

Matrix: Solid | Lab File ID: P6F90911.D

Analysis Method: 8015C | Date Collected: 08/29/2013 11:05

Extraction Method: 3550C | Date Extracted: 09/09/2013 07:04

Sample wt/vol: 30.11(g) | Date Analyzed: 09/09/2013 20:11

Con. Extract Vol.: 5(mL) | Dilution Factor: 1

Injection Volume: 1(uL) | GC Column: RTX-5 ID: 0.53(mm)

% Moisture: 12.9 | GPC Cleanup:(Y/N) N

Analysis Batch No.: 100711 | Units: mg/Kg

CAS NO.	COMPOUND NAME	RESULT	Q	RL	MDL
STL00141	Total Petroleum Hydrocarbons (C10-C32)	19	U	19	11

CAS NO.	SURROGATE	%REC	Q	LIMITS
111-84-2	n-Nonane	34		10-110

FORM I

DIESEL RANGE ORGANICS ANALYSIS DATA SHEET

Lab Name: TestAmerica Canton Job No.: 240-28528-1

SDG No.:

Client Sample ID: DR-SB-225-04-06 Lab Sample ID: 240-28528-14

Matrix: Solid Lab File ID: P6F90912.D

Analysis Method: 8015C Date Collected: 08/29/2013 11:10

Extraction Method: 3550C Date Extracted: 09/09/2013 07:04

Sample wt/vol: 29.56(g) Date Analyzed: 09/09/2013 20:42

Con. Extract Vol.: 5(mL) Dilution Factor: 1

Injection Volume: 1(uL) GC Column: RTX-5 ID: 0.53(mm)

% Moisture: 16.7 GPC Cleanup:(Y/N) N

Analysis Batch No.: 100711 Units: mg/Kg

CAS NO.	COMPOUND NAME	RESULT	Q	RL	MDL
STL00141	Total Petroleum Hydrocarbons (C10-C32)	20	U	20	11

CAS NO.	SURROGATE	%REC	Q	LIMITS
111-84-2	n-Nonane	44		10-110

Appendix C

Support Documentation

LMC - TAXIWAY TANGO
SDG 240-28528-1

SAMPLE IDENTIFICATION	DR-SB-221-08-10
COMPOUND	2-BUTANONE
COMPOUND AREA	90787
INTERNAL STANDARD AMOUNT (ng)	250
DILUTION FACTOR	1
INTERNAL STANDARD AREA	1652257
AVERAGE RRF	0.0938
% SOLIDS	0.825
WEIGHT OF SAMPLE (g)	6.36
ng to µg	1000
g to Kg	1000
CONCENTRATION =	27.91 ng/g OR µg/Kg

90787 x 250ng x 1µg x 1000g/(1652257 x 0.0938 x 6.36g x 0.825 x 1000ng)

Report Date: 11-Sep-2013 00:29:38 Chrom Revision: 2.1 01-Aug-2013 12:45:24

TestAmerica Canton
Target Compound Quantitation Report

Data File:	\\Ncchrom\ChromData\A3UX8\20130907-23255.b\UX87278.D		
Lims ID:	240-28528-B-6-A	Client ID:	DR-SB-221-08-10
Inject. Date:	08-Sep-2013 07:21:30	Dil. Factor:	1.0000
Sample Type:	Client		
Sample ID:	240-0023255-022		
Misc. Info.:	M30907A,8260SUX8,,402279 =M30907A,8260SUX8,,402279		
Operator:	402279	Instrument ID:	A3UX8
Purge Vol:	5.000 mL	ALS Bottle#:	21
Lims Batch ID:	100560	Lims Sample ID:	22
Detector:	MS SCAN		

6.36g / 5ml
% solids = 82.5
RRF = 0.0938

Method:	\\Ncchrom\ChromData\A3UX8\20130907-23255.b\8260_8.m		
Last Update:	11-Sep-2013 00:29:25	Calib Date:	04-Sep-2013 06:05:30
Quant Method:	Internal Standard	Quant By:	Initial Calibration
Last ICal File:	\\Ncchrom\ChromData\A3UX8\20130904-23120.b\UX87170.D		
Limit Group:	MSV 8260B ICAL		
Integrator:	RTE	ID Type:	Deconvolution ID
Column Type:	DB-624	Column Dia:	0.18 mm
Process Host:	XAWRK048		

First Level Reviewer: latat Date: 10-Sep-2013 00:57:26

Compound	Sig	RT	EXP RT	DLT RT	Q	Response	On-Col Amt ug/l	Flags
* 1 Fluorobenzene	96	5.158	5.157	0.001	99	1652257	50.0	
* 2 Chlorobenzene-d5	117	7.679	7.677	0.002	88	957610	50.0	
* 3 1,4-Dichlorobenzene-d4	152	9.879	9.878	0.001	98	378747	50.0	
$ 5 Dibromofluoromethane (Surr)	113	4.626	4.624	0.002	58	324938	49.2	
$ 6 1,2-Dichloroethane-d4 (Surr)	65	4.886	4.885	0.001	93	395638	47.2	
$ 7 Toluene-d8 (Surr)	98	6.424	6.423	0.001	93	1302662	51.1	
$ 8 4-Bromofluorobenzene (Surr)	95	8.755	8.754	0.001	88	361554	40.5	
19 Dichlorodifluoromethane	85		1.583					
20 Chloromethane	50		1.749					
21 Vinyl chloride	62		1.867					
22 Bromomethane	94		2.187					
23 Chloroethane	64		2.281					
25 Trichlorofluoromethane	101		2.506					
28 1,1-Dichloroethene	96		2.932					
29 1,1,2-Trichloro-1,2,2-trifluoroe	151		2.944					
30 Acetone	43	2.957	2.956	0.001	100	292674	135.4	
33 Carbon disulfide	76	3.111	3.110	0.001	79	17307	1.08	
37 Methylene Chloride	84		3.299					
38 2-Methyl-2-propanol	59		3.382					
41 Methyl tert-butyl ether	73		3.524					
40 trans-1,2-Dichloroethene	96		3.524					
43 1,1-Dichloroethane	63		3.832					
44 Vinyl acetate	86		3.855					
45 Isopropyl ether	87		3.879					
47 Tert-butyl ethyl ether	59		4.151					
48 cis-1,2-Dichloroethene	96		4.269					
→ 49 2-Butanone (MEK)	43	4.271	4.269	0.002	98	90787	29.3	
50 2,2-Dichloropropane	77		4.281					
54 Chlorobromomethane	128		4.459					
56 Chloroform	83		4.506					

LMC - TAXIWAY TANGO
SDG 240-28528-1

SAMPLE IDENTIFICATION	DR-SB-222-08-10
COMPOUND	FLUORANTHENE
COMPOUND AREA	187166
INTERNAL STANDARD AMOUNT (ng)	4
DILUTION FACTOR	1
INTERNAL STANDARD AREA	738600
AVERAGE RRF	1.1689
% SOLIDS	0.837
WEIGHT OF SAMPLE (g)	30.2
VOLUME EXTRACT (µl)	2000
VOLUME INJECTED (µl)	1
ng to µg	1000
g to Kg	1000
CONCENTRATION =	68.61 ng/g OR µg/Kg

187166*4ng*2000µl*1µg*1000g/(738600*1.1689*30.2g*1µl*0.837*1000ng*1Kg)

Report Date: 17-Sep-2013 09:08:24 Chrom Revision: 2.1 01-Aug-2013 12:45:24

TestAmerica Canton
Target Compound Quantitation Report

Data File:	\\Ncchrom\ChromData\A4HP7\20130916-23501.b\30916010.D		
Lims ID:	240-28528-G-8-B	Client ID:	DR-SB-222-08-10
Inject. Date:	16-Sep-2013 13:24:30	Dil. Factor:	1.0000
Sample Type:	Client		
Sample ID:	240-0023501-010		
Misc. Info.:	240-28528-G-8-B		
Operator:	001710	Instrument ID:	A4HP7
Injection Vol:	1.0 ul	ALS Bottle#:	10
Lims Batch ID:	101546	Lims Sample ID:	10
Detector:	MS SCAN		
Method:	\\Ncchrom\ChromData\A4HP7\20130916-23501.b\8270_hp7.m		
Last Update:	17-Sep-2013 09:07:15	Calib Date:	06-Sep-2013 02:38:30
Quant Method:	Internal Standard	Quant By:	Initial Calibration
Last ICal File:	\\Ncchrom\ChromData\A4HP7\20130905-23193.b\30905028.D		
Limit Group:	MSS 8270D ICAL		
Integrator:	RTE	ID Type:	Deconvolution ID
Column Type:	5% phenyl	Column Dia:	0.18 mm
Process Host:	XAWRK003		

30.2g/2ml

% solid = 83.7

RRF = 1.1689

First Level Reviewer: gruberj Date: 16-Sep-2013 15:14:03

Compound	Sig	RT	ADJ RT	DLT RT	Q	Response	On-Col Amt ng/ul	Flags
* 1 1,4-Dichlorobenzene-d4	152	6.128	6.128	0.0	97	178083	4.00	
* 2 Naphthalene-d8	136	7.262	7.268	-0.006	100	688609	4.00	
* 3 Acenaphthene-d10	164	8.776	8.781	-0.005	94	429247	4.00	
* 4 Phenanthrene-d10	188	10.049	10.049	0.0	98	738600	4.00	
* 5 Chrysene-d12	240	12.728	12.728	0.0	98	840219	4.00	
* 6 Perylene-d12	264	14.900	14.900	0.0	98	772638	4.00	
$ 7 2-Fluorophenol	112	4.866	4.850	0.016	92	375248	6.44	
$ 8 Phenol-d5	99	5.770	5.765	0.005	94	481776	6.14	
$ 9 Nitrobenzene-d5	82	6.620	6.620	0.0	89	425468	5.70	
$ 10 2-Fluorobiphenyl (Surr)	172	8.182	8.182	0.0	100	891314	6.67	
$ 11 2,4,6-Tribromophenol	330	9.450	9.450	0.0	93	101782	6.46	
$ 12 Terphenyl-d14	244	11.445	11.445	0.0	98	1347209	9.78	
24 1,4-Dioxane	88		2.470					
25 N-Nitrosodimethylamine	74		3.005					
40 Benzaldehyde	77		5.722					
41 Phenol	94		5.775					
44 Bis(2-chloroethyl)ether	93		5.866					
46 2-Chlorophenol	128		5.936					
51 2-Methylphenol	108		6.331					
52 2,2'-oxybis[1-chloropropane]	45		6.358					
191 3 & 4 Methylphenol	108		6.465					
56 N-Nitrosodi-n-propylamine	70		6.476					
57 Acetophenone	105		6.481					
60 Hexachloroethane	117		6.594					
61 Nitrobenzene	77		6.636					
63 Isophorone	82		6.845					
65 2-Nitrophenol	139		6.920					
64 2,4-Dimethylphenol	107		6.936					
68 Bis(2-chloroethoxy)methane	93		7.021					
71 2,4-Dichlorophenol	162		7.128					

Compound	Sig	RT	ADJ RT	DLT RT	Q	Response	On-Col Amt ng/ul	Flags
73 Naphthalene	128		7.284					
74 4-Chloroaniline	127		7.310					
77 Hexachlorobutadiene	225		7.385					
83 Caprolactam	113		7.604					
84 4-Chloro-3-methylphenol	107		7.717					
85 2-Methylnaphthalene	142		7.877					
88 Hexachlorocyclopentadiene	237		8.016					
90 2,4,6-Trichlorophenol	196		8.113					
91 2,4,5-Trichlorophenol	196		8.145					
95 1,1'-Biphenyl	154		8.273					
98 2-Chloronaphthalene	162		8.300					
100 2-Nitroaniline	65		8.369					
103 Dimethyl phthalate	163		8.508					
105 2,6-Dinitrotoluene	165		8.567					
107 Acenaphthylene	152		8.664					
108 3-Nitroaniline	138		8.717					
109 2,4-Dinitrophenol	184		8.803					
110 Acenaphthene	153		8.808					
111 4-Nitrophenol	109		8.835					
112 2,4-Dinitrotoluene	165		8.915					
114 Dibenzofuran	168		8.952					
119 Diethyl phthalate	149		9.107					
121 4-Chlorophenyl phenyl ether	204		9.225					
123 4-Nitroaniline	138		9.236					
124 Fluorene	166		9.247					
126 4,6-Dinitro-2-methylphenol	198		9.263					
130 N-Nitrosodiphenylamine	169		9.321					
137 4-Bromophenyl phenyl ether	248		9.648					
139 Hexachlorobenzene	284		9.723					
140 Atrazine	200		9.755					
141 Pentachlorophenol	266		9.878					
146 Phenanthrene	178	10.070	10.070	0.0	95	124909	0.6504	
147 Anthracene	178		10.113					
149 Carbazole	167	10.236	10.236	0.0	63	14374	0.0845	
151 Di-n-butyl phthalate	149	10.487	10.487	0.0	93	37950	0.1890	
→ 157 Fluoranthene	202	11.102	11.102	0.0	96	187166	0.8672	
160 Pyrene	202	11.327	11.332	-0.005	97	144556	0.6401	
166 Butyl benzyl phthalate	149		11.953					
173 3,3'-Dichlorobenzidine	252		12.648					
171 Bis(2-ethylhexyl) phthalate	149	12.670	12.670	0.0	94	59912	0.4658	
175 Benzo[a]anthracene	228	12.712	12.712	0.0	77	43665	0.1987	
176 Chrysene	228	12.761	12.766	-0.006	83	73747	0.3578	
178 Di-n-octyl phthalate	149		13.622					
180 Benzo[b]fluoranthene	252	14.296	14.296	0.0	93	84497	0.4185	
181 Benzo[k]fluoranthene	252	14.338	14.338	0.0	96	18792	0.0854	M
182 Benzo[a]pyrene	252	14.814	14.814	0.0	63	44862	0.2272	
186 Indeno[1,2,3-cd]pyrene	276	16.660	16.676	-0.016	83	34241	0.1546	
187 Dibenz(a,h)anthracene	278		16.697					
188 Benzo[g,h,i]perylene	276	17.162	17.173	-0.011	71	37789	0.2024	

Report Date: 05-Sep-2013 09:26:13 Chrom Revision: 2.0 01-Apr-2013 21:16:10

TestAmerica Canton
Target Compound Quantitation Report

Data File:	\\Ncchrom\ChromData\YPID\20130904-23149.b\YF090423.D		
Lims ID:	240-28528-E-12-A	Client ID:	DR-SB-224-06-08
Inject. Date:	05-Sep-2013 04:18:33	Dil. Factor:	1.0000
Sample Type:	Client		
Sample ID:	240-0023149-023		
Misc. Info.:			
Operator:	402582	Instrument ID:	YPID
Purge Vol:	5.000 mL	ALS Bottle#:	1
Lims Batch ID:	100117	Lims Sample ID:	23
Detector 1 :	GC ELC2B		
Detector 2 :	GC FID1A		
Method:	\\Ncchrom\ChromData\YPID\20130904-23149.b\Y80158021.m		
Last Update:	05-Sep-2013 09:26:11	Calib Date:	21-Aug-2013 15:19:55
Quant Method:	External Standard	Quant By:	Initial Calibration
Last ICal File:	\\Ncchrom\ChromData\YPID\20130821-22702.b\YF082110.D		
Limit Group:	GCV 8015C GRO ICAL		
Integrator:	Falcon		
Column Type:		Column Dia:	
Process Host:	XAWRK026		

1.06g / 5ml

% solid = 86.6%

CF = 188484.161

First Level Reviewer: shockr Date: 05-Sep-2013 09:07:03

Compound	Det	RT	EXP RT	DLT RT	Response	On-Col Amt ug/l	Flags
$ 16 Trifluorotoluene (Surr)	2	9.829	9.830	-0.001	1608896	9.41	
A 5 C6-C10	2	12.041	5.092 - 18.991		26750059	141.9	M

QC Flag Legend

Review Flags
M - Manually Integrated

$$\frac{26750059\ \mu g/L}{188484.161} \times \frac{0.005\ L}{1.06\ g} \times \frac{1}{.866} \times \frac{1000\ g}{1\ kg}$$

$$= 773\ \mu g/kg$$

TestAmerica Canton
Target Compound Quantitation Report

Data File:	\\Ncchrom\ChromData\A2HP6F\20130909-23298.b\P6F90909.D		
Lims ID:	240-28528-G-11-C	Client ID:	DR-SB-224-02-04
Inject. Date:	09-Sep-2013 19:09:41	Dil. Factor:	1.0000
Sample Type:	Client		
Sample ID:	240-0023298-009		
Misc. Info.:			
Operator:	400725	Instrument ID:	A2HP6F
Injection Vol:	1.0 ul	ALS Bottle#:	9
Lims Batch ID:	100711	Lims Sample ID:	9
Detector:	GC FID1A		
Method:	\\Ncchrom\ChromData\A2HP6F\20130909-23298.b\TPH6F.m		
Last Update:	10-Sep-2013 11:00:15	Calib Date:	05-Sep-2013 17:21:23
Quant Method:	External Standard	Quant By:	Initial Calibration
Last ICal File:	\\Ncchrom\ChromData\A2HP6F\20130905-23179.b\P6F90510.D		
Limit Group:	GC 8015C TPH ICAL		
Integrator:	Falcon		
Column Type:		Column Dia:	
Process Host:	XAWRK008		

29.9g / 5ml

% solid = 81.8 %

CF = 208871.966

RT	EXP RT	DLT RT	Response	On-Col Amt ng/ul	Flags
$ 8 n-Nonane					
4.103	4.113	-0.010	8438429	40.3	
A 15 Diesel					
9.328	5.130 -	13.526	24739988	118.4	
A 17 C10-C32					
9.905	5.130 -	14.681	36471929	174.6	

$$\frac{36471929\ ng/\mu l}{208871.966} \times \frac{5000\ \mu l}{29.9\ g} \times \frac{1}{.818} \times \frac{1000\ g}{1\ kg} \times \frac{1\ mg}{1000000\ ng}$$

$$= 35.7\ mg/kg$$

4.6, 4.0

North Canton
4101 Shuffel Street, N. W.
North Canton, OH 44720
phone 330.497.9396 fax 330.497.0772

240-28528 Chain of Custody

Chain of Custody Record

TestAmerica
THE LEADER IN ENVIRONMENTAL TESTING

TestAmerica Laboratories, Inc.

Client Contact	Project Manager: Tony Apanavage	Site Contact: Tony Apanavage	Date: 8/29/13	COC No:
Tetra Tech	Tel/Fax: 301-233-8230 (cell)	Lab Contact: Pat Omeara	Carrier: Fedex	1 of 2 COCs
20251 Century Blvd, Suite 200	Analysis Turnaround Time			Job No. 180-65480-03 ~~180-64892~~
Germantown, MD 20874	Calendar (C) or Work Days (W) _____			SDG No.
(301) 528-3021 Phone	TAT if different from Below: Standard			
(301) 528-3000 FAX	☐ 2 weeks			Sampler: S. Cameron
Project Name: Taxiway Tango	☐ 1 week			
Site: MSA	☐ 2 days			
PO #	☐ 1 day			

Sample Identification	Sample Date	Sample Time	Sample Type	Matrix	# of Cont.	Filtered Sample	VOCs	SVOCs, PCBs, TPH-GRO	TPH-DRO	Priority Pollutant Metals	Sample Specific Notes:
DR-SB-219- 02-04	8/29/2013	0955	Soil		6		x	x	x	x	
DR-SB-219- 08-10	8/29/2013	0900	Soil		6		x	x	x	x	
DR-SB-220- 02-04	8/29/2013	0915	Soil		6		x	x	x	x	
DR-SB-220- 04-06	8/29/2013	0925	Soil		6		x	x	x	x	
DR-SB-221- 04-06	8/29/2013	1030	Soil		6		x	x	x	x	
DR-SB-221- 08-10	8/29/2013	1040	Soil		6		x	x	x	x	
DR-SB-222- 02-04	8/29/2013	0935	Soil		6		x	x	x	x	
DR-SB-222- 08-10	8/29/2013	0940	Soil		6		x	x	x	x	
DR-SB-223- 04-06	8/29/2013	1140	Soil		6		x	x	x	x	
DR-SB-223- 06-08	8/29/2013	1150	Soil		6		x	x	x	x	
DR-SB-224- 02-04	8/29/2013	1025	Soil		6		x	x	x	x	
DR-SB-224- 06-08	8/29/2013	1030	Soil		6		x	x	x	x	

Page 2904 of 2907

Preservation Used: 1= Ice, 2= HCl; 3= H2SO4; 4=HNO3; 5=NaOH; 6= Other _____

Possible Hazard Identification
☒ Non-Hazard ☐ Flammable ☐ Skin Irritant Poison B ☐ Unknown ☐

Sample Disposal (A fee may be assessed if samples are retained longer than 1 month)
☐ Return To Client ☒ Disposal By Lab ☐ Archive For _____ Months

Special Instructions/QC Requirements & Comments:

Relinquished by:	Company:	Date/Time:	Received by:	Company:	Date/Time:
	Tetra Tech	8-29-13 1530		Test America	8/29/13 1550
Relinquished by:	Company:	Date/Time:	Received by:	Company:	Date/Time:
	Test America	8/29/13 1600		Ta	8-30-13 930
Relinquished by:	Company:	Date/Time:	Received by:	Company:	Date/Time:

Form No. CA-C-WI-002, Rev. 2, dated 03/06/2012

North Canton
4101 Shuffel Street, N. W.

North Canton, OH 44720
phone 330.497.9396 fax 330.497.0772

Chain of Custody Record

TestAmerica

TestAmerica Laboratories, Inc.

Client Contact	Project Manager: Tony Apanavage	Site Contact: Tony Apanavage	Date: 8/29/13	COC No:
Tetra Tech	Tel/Fax: 301-233-8230 (cell)	Lab Contact: Pat Omeara	Carrier: Fedex	2 of 2 COCs
20251 Century Blvd, Suite 200	Analysis Turnaround Time			Job No. 112L05480-03 ~~112IC04862~~
Germantown, MD 20874	Calendar (C) or Work Days (W) _____			SDG No.
(301) 528-3021 Phone	TAT if different from Below: Standard			
(301) 528-3000 FAX	☐ 2 weeks			Sampler: S. Cameron
Project Name: Taxiway Tango	☐ 1 week			
Site: MSA	☐ 2 days			
PO #	☐ 1 day			

Sample Identification	Sample Date	Sample Time	Sample Type	Matrix	# of Cont.	Filtered Sample	VOCs	SVOCs, PCBs, TPH-GRO	TPH-DRO	Priority Pollutant Metals	Soil chemical properties										Sample Specific Notes:
DR-SB-225- 02-04	8/29/2013	1105	Soil		6		x	x	x	x											
DR-SB-225- 04-06	8/29/2013	1110	Soil		6		x	x	x	x											
TB-082913	8/29/2013	-	AQ	Water	2		x														
DR-SB-47D-29-31	8/29/13	0845	Soil				X	X	X	X											
DR-SB-47D-49-51	8/29/13	0945	Soil				X	X	X	X											
DR-SB-47S/I-24-26	8/29/13	14:00	Soil				X	X	X	X											
DR-SB-47S/I-30-32	8/29/13	14:30	Soil				X	X	X	X	X										

Preservation Used: 1= Ice, 2= HCl; 3= H2SO4; 4=HNO3; 5=NaOH; 6= Other _____

Possible Hazard Identification
☑ *Non-Hazard* ☐ *Flammable* ☐ *Skin Irritant* *Poison B* ☐ *Unknown* ☐

Sample Disposal (A fee may be assessed if samples are retained longer than 1 month)
☐ *Return To Client* ☑ *Disposal By Lab* ☐ *Archive For* _____ *Months*

Special Instructions/QC Requirements & Comments:

Relinquished by:	Company: Tetra Tech	Date/Time: 8-29-13/1530	Received by:	Company: TestAmerica	Date/Time: 8/29/13 / 1530
Relinquished by:	Company: TestAmerica	Date/Time: 8/29/13/1600	Received by:	Company: TA	Date/Time: 8-30-13 930
Relinquished by:	Company:	Date/Time:	Received by:	Company:	Date/Time:

Form No. CA-C-WI-002, Rev. 2, dated 03/06/2012

TestAmerica Canton Sample Receipt Form/Narrative **Login # :** 28528
Canton Facility

Client Tetra Tech Site Name _____ Cooler unpacked by: [signature]

Cooler Received on 8-30-13 Opened on 8-30-13

FedEx: 1st Grd Exp UPS FAS Stetson Client Drop Off TestAmerica Courier Other _____

TestAmerica Cooler # _____ Foam Box Client Cooler Box Other _____

Packing material used: Bubble Wrap Foam Plastic Bag None Other _____

COOLANT: Wet Ice Blue Ice Dry Ice Water None

1. Cooler temperature upon receipt
   - IR GUN# A (CF –1 °C) Observed Cooler Temp._____°C Corrected Cooler Temp._____°C
   - IR GUN# 4 (CF 0 °C) Observed Cooler Temp._____°C Corrected Cooler Temp._____°C ☑ See Multiple Cooler Form
   - IR GUN# 5 (CF +1 °C) Observed Cooler Temp._____°C Corrected Cooler Temp._____°C
   - IR GUN# 8 (CF -0 °C) Observed Cooler Temp._____°C Corrected Cooler Temp._____°C
2. Were custody seals on the outside of the cooler(s)? If Yes Quantity 2 Yes No
   - -Were custody seals on the outside of the cooler(s) signed & dated? Yes No NA
   - -Were custody seals on the bottle(s)? Yes No
3. Shippers' packing slip attached to the cooler(s)? Yes No
4. Did custody papers accompany the sample(s)? Yes No
5. Were the custody papers relinquished & signed in the appropriate place? Yes No
6. Did all bottles arrive in good condition (Unbroken)? Yes No
7. Could all bottle labels be reconciled with the COC? Yes No
8. Were correct bottle(s) used for the test(s) indicated? Yes No
9. Sufficient quantity received to perform indicated analyses? Yes No
10. Were sample(s) at the correct pH upon receipt? Yes No NA pH Strip Lot# HC376062
11. Were VOAs on the COC? Yes No
12. Were air bubbles >6 mm in any VOA vials? Yes No NA
13. Was a trip blank present in the cooler(s)? Yes No

Contacted PM _____ Date _____ by _____ via Verbal Voice Mail Other

Concerning _____

14. CHAIN OF CUSTODY & SAMPLE DISCREPANCIES Samples processed by: [signature]

15. SAMPLE CONDITION

Sample(s) _____ were received after the recommended holding time had expired.

Sample(s) _____ were received in a broken container.

Sample(s) _____ were received with bubble >6 mm in diameter. (Notify PM)

16. SAMPLE PRESERVATION

Sample(s) _____ were further preserved in the laboratory.

Time preserved: _____ Preservative(s) added/Lot number(s): _____.

TestAmerica Multiple Cooler Receipt Form/Narrative Login # : _____
Canton Facility

Cooler #	IR Gun #	Observed Temp °C	Corrected Temp °C	Coolant
client	8	4.6	4.6	ice
client	1	4.0	4.0	1

C:\Users\llvengoodc\AppData\Local\Microsoft\Windows\Temporary Internet Files\OLKD16\WI-NC-099-031813 Cooler Receipt Form_page 2 - Multiple Coolers.doc
Revision 3, 3/18/13 rls

CASE NARRATIVE

Client: Tetra Tech, Inc

Project: Taxiway Tango

Report Number: 240-28528-1

With the exceptions noted as flags or footnotes, standard analytical protocols were followed in the analysis of the samples and no problems were encountered or anomalies observed. In addition all laboratory quality control samples were within established control limits, with any exceptions noted below. Each sample was analyzed to achieve the lowest possible reporting limit within the constraints of the method. In some cases, due to interference or analytes present at high concentrations, samples were diluted. For diluted samples, the reporting limits are adjusted relative to the dilution required.

TestAmerica Canton attests to the validity of the laboratory data generated by TestAmerica facilities reported herein. All analyses performed by TestAmerica facilities were done using established laboratory SOPs that incorporate QA/QC procedures described in the application methods. TestAmerica's operations groups have reviewed the data for compliance with the laboratory QA/QC plan, and data have been found to be compliant with laboratory protocols unless otherwise noted below.

The test results in this report meet all NELAP requirements for parameters for which accreditation is required or available. Any exceptions to NELAP requirements are noted in this report. Pursuant to NELAP, this report may not be reproduced, except in full, without the written approval of the laboratory.

Calculations are performed before rounding to avoid round-off errors in calculated results.

All holding times were met and proper preservation noted for the methods performed on these samples, unless otherwise detailed in the individual sections below.

All solid sample results are reported on an "as received" basis unless otherwise indicated by the presence of a % solids value in the method header.

This laboratory report is confidential and is intended for the sole use of TestAmerica and its client.

RECEIPT

The samples were received on 08/30/2013; the samples arrived in good condition, properly preserved and on ice. The temperatures of the coolers at receipt were 4.0 and 4.6 C.

Hexavalent Chromium was run on all the samples per the client's SOW. Hexavalent Chromium was not listed on the chain of custody.

The following samples will be reported in a separate report per the client's request: DR-SB-47D-29-31, DR-SB-47D-49-51, DR-SB-47S/I-24-26, DR-SB-47S/I-30-32.

VOLATILE ORGANIC COMPOUNDS (GCMS)

Samples DR-SB-219-02-04 (240-28528-1), DR-SB-219-08-10 (240-28528-2), DR-SB-220-02-04 (240-28528-3), DR-SB-220-04-06 (240-28528-4), DR-SB-221-04-06 (240-28528-5), DR-SB-221-08-10 (240-28528-6), DR-SB-222-02-04 (240-28528-7), DR-SB-222-08-10 (240-28528-8), DR-SB-223-04-06 (240-28528-9), DR-SB-223-06-08 (240-28528-10), DR-SB-224-02-04 (240-28528-11), DR-SB-224-06-08 (240-28528-12), DR-SB-225-02-04 (240-28528-13) and DR-SB-225-04-06 (240-28528-14) were analyzed for volatile organic compounds (GCMS) in accordance with EPA SW-846 Method 8260B. The samples were prepared on 08/30/2013 and analyzed on 09/08/2013 and 09/10/2013.

Acetone was detected in method blank MB 240-100218/2-A at a level exceeding the reporting limit. If the associated sample reported a result above the MDL and/or RL, the result has been flagged.

Methylene Chloride was detected in method blank MB 240-100218/2-A at a level that was above the method detection limit but below the reporting limit. The value should be considered an estimate, and has been flagged. If the associated sample reported a result above the MDL and/or RL, the result has been flagged.

1,2,3-Trichlorobenzene, 1,2,4-Trichlorobenzene and Naphthalene were detected in method blank MB 240-100739/6 at levels that were above the method detection limit but below the reporting limit. The values should be considered estimates, and have been flagged. If the associated sample reported a result above the MDL and/or RL, the result has been flagged.

Insufficient sample volume was available to meet method-mandated requirements for matrix spike/matrix spike duplicate (MS/MSD) analyses for batch 100560.

The laboratory control sample (LCS) for batch 100560 recovered outside control limits for the following analyte: 1,1-Dichloropropene.

This analyte was biased high in the LCS and was not detected in the associated samples; therefore, the data have been reported.

Insufficient sample volume was available to meet method-mandated requirements for matrix spike/matrix spike duplicate (MS/MSD) analyses for batch 100739.

No other difficulties were encountered during the VOCs analysis. All other quality control parameters were within the acceptance limits.

VOLATILE ORGANIC COMPOUNDS (GCMS)

Sample TB-082913 (240-28528-15) was analyzed for volatile organic compounds (GCMS) in accordance with EPA SW-846 Method 8260B. The samples were analyzed on 09/10/2013.

Acetone was detected in method blank MB 240-100845/6 at a level exceeding the reporting limit. If the associated sample reported a result above the MDL and/or RL, the result has been flagged.

No other difficulties were encountered during the VOCs analysis. All other quality control parameters were within the acceptance limits.

SEMIVOLATILE ORGANIC COMPOUNDS (GCMS)

Samples DR-SB-219-02-04 (240-28528-1), DR-SB-219-08-10 (240-28528-2), DR-SB-220-02-04 (240-28528-3), DR-SB-220-04-06 (240-28528-4), DR-SB-221-04-06 (240-28528-5), DR-SB-221-08-10 (240-28528-6), DR-SB-222-02-04 (240-28528-7), DR-SB-222-08-10 (240-28528-8), DR-SB-223-04-06 (240-28528-9), DR-SB-223-06-08 (240-28528-10), DR-SB-224-02-04 (240-28528-11), DR-SB-224-06-08 (240-28528-12), DR-SB-225-02-04 (240-28528-13) and DR-SB-225-04-06 (240-28528-14) were analyzed for semivolatile organic compounds (GCMS) in accordance with EPA SW-846 Method 8270D. The samples were prepared on 09/09/2013 and 09/11/2013 and analyzed on 09/14/2013 and 09/16/2013.

Di-n-butyl phthalate was detected in method blank MB 240-100978/4-A at a level that was above the method detection limit but below the reporting limit. The value should be considered an estimate, and has been flagged. If the associated sample reported a result above the MDL and/or RL, the result has been flagged.

The laboratory control sample (LCS) for batch 100647 recovered outside control limits for the following analyte: Benzaldehyde. Since Benzaldehyde is a non-controlling compound no corrective action was required.

No other difficulties were encountered during the SVOCs analysis. All other quality control parameters were within the acceptance limits.

GASOLINE RANGE ORGANICS (GRO)

Samples DR-SB-219-02-04 (240-28528-1), DR-SB-219-08-10 (240-28528-2), DR-SB-220-02-04 (240-28528-3), DR-SB-220-04-06 (240-28528-4), DR-SB-221-04-06 (240-28528-5), DR-SB-221-08-10 (240-28528-6), DR-SB-222-02-04 (240-28528-7), DR-SB-222-08-10 (240-28528-8), DR-SB-223-04-06 (240-28528-9), DR-SB-223-06-08 (240-28528-10), DR-SB-224-02-04 (240-28528-11), DR-SB-224-06-08 (240-28528-12), DR-SB-225-02-04 (240-28528-13) and DR-SB-225-04-06 (240-28528-14) were analyzed for gasoline range organics (GRO) in accordance with EPA-SW-846 Method 8015C - GRO. The samples were analyzed on 09/04/2013 and 09/05/2013.

No difficulties were encountered during the GRO analysis. All quality control parameters were within the acceptance limits.

DIESEL RANGE ORGANICS (DRO)

Samples DR-SB-219-02-04 (240-28528-1), DR-SB-219-08-10 (240-28528-2), DR-SB-220-02-04 (240-28528-3), DR-SB-220-04-06 (240-28528-4), DR-SB-221-04-06 (240-28528-5), DR-SB-221-08-10 (240-28528-6), DR-SB-222-02-04 (240-28528-7), DR-SB-222-08-10 (240-28528-8), DR-SB-223-04-06 (240-28528-9), DR-SB-223-06-08 (240-28528-10), DR-SB-224-02-04 (240-28528-11), DR-SB-224-06-08 (240-28528-12), DR-SB-225-02-04 (240-28528-13) and DR-SB-225-04-06 (240-28528-14) were analyzed for diesel range organics (DRO) in accordance with EPA SW-846 Method 8015C - DRO. The samples were prepared on 09/05/2013 and 09/09/2013 and analyzed on 09/06/2013 and 09/09/2013.

Surrogates are added during the extraction process prior to dilution. When the sample dilution is 5X or greater, surrogate recoveries are diluted out and no corrective action is required.

No difficulties were encountered during the DRO analysis. All quality control parameters were within the acceptance limits.

POLYCHLORINATED BIPHENYLS (PCBS)

Samples DR-SB-219-02-04 (240-28528-1), DR-SB-219-08-10 (240-28528-2), DR-SB-220-02-04 (240-28528-3), DR-SB-220-04-06 (240-28528-4), DR-SB-221-04-06 (240-28528-5), DR-SB-221-08-10 (240-28528-6), DR-SB-222-02-04 (240-28528-7), DR-SB-222-08-10 (240-28528-8), DR-SB-223-04-06 (240-28528-9), DR-SB-223-06-08 (240-28528-10), DR-SB-224-02-04 (240-28528-11), DR-SB-224-06-08 (240-28528-12), DR-SB-225-02-04 (240-28528-13) and DR-SB-225-04-06 (240-28528-14) were analyzed for polychlorinated biphenyls (PCBs) in accordance with EPA SW-846 Method 8082A. The samples were prepared on 09/09/2013 and 09/11/2013 and analyzed on 09/11/2013 and 09/13/2013.

The following samples required a tetrabutylammonium sulfite (TBA) clean-up to reduce matrix interferences caused by sulfur: DR-SB-219-02-04 (240-28528-1), DR-SB-220-04-06 (240-28528-4), DR-SB-221-04-06 (240-28528-5), DR-SB-221-08-10 (240-28528-6), DR-SB-222-02-04 (240-28528-7), DR-SB-222-08-10 (240-28528-8), DR-SB-223-04-06 (240-28528-9), DR-SB-223-06-08 (240-28528-10), DR-SB-224-02-04 (240-28528-11), DR-SB-224-06-08 (240-28528-12), DR-SB-225-02-04 (240-28528-13), DR-SB-225-04-06 (240-28528-14). Lot # S65830.

No other difficulties were encountered during the PCBs analysis. All quality control parameters were within the acceptance limits.

TOTAL METALS (ICP)

Samples DR-SB-219-02-04 (240-28528-1), DR-SB-219-08-10 (240-28528-2), DR-SB-220-02-04 (240-28528-3), DR-SB-220-04-06 (240-28528-4), DR-SB-221-04-06 (240-28528-5), DR-SB-221-08-10 (240-28528-6), DR-SB-222-02-04 (240-28528-7), DR-SB-222-08-10 (240-28528-8), DR-SB-223-04-06 (240-28528-9), DR-SB-223-06-08 (240-28528-10), DR-SB-224-02-04 (240-28528-11), DR-SB-224-06-08 (240-28528-12), DR-SB-225-02-04 (240-28528-13) and DR-SB-225-04-06 (240-28528-14) were analyzed for total metals (ICP) in accordance with EPA SW-846 Method 6010C. The samples were prepared on 09/06/2013 and analyzed on 09/16/2013.

Barium was detected in method blank MB 240-100393/1-A at a level that was above the method detection limit but below the reporting limit. The value should be considered an estimate, and has been flagged. If the associated sample reported a result above the MDL and/or RL, the result has been flagged.

No other difficulties were encountered during the metals analysis. All other quality control parameters were within the acceptance limits.

MERCURY

Samples DR-SB-219-02-04 (240-28528-1), DR-SB-219-08-10 (240-28528-2), DR-SB-220-02-04 (240-28528-3), DR-SB-220-04-06 (240-28528-4), DR-SB-221-04-06 (240-28528-5), DR-SB-221-08-10 (240-28528-6), DR-SB-222-02-04 (240-28528-7), DR-SB-222-08-10 (240-28528-8), DR-SB-223-04-06 (240-28528-9), DR-SB-223-06-08 (240-28528-10), DR-SB-224-02-04 (240-28528-11), DR-SB-224-06-08 (240-28528-12), DR-SB-225-02-04 (240-28528-13) and DR-SB-225-04-06 (240-28528-14) were analyzed for mercury in accordance with EPA SW-846 Method 7471B. The samples were prepared and analyzed on 09/06/2013.

No other difficulties were encountered during the mercury analysis. All other quality control parameters were within the acceptance limits.

HEXAVALENT CHROMIUM

Samples DR-SB-219-02-04 (240-28528-1), DR-SB-219-08-10 (240-28528-2), DR-SB-220-02-04 (240-28528-3), DR-SB-220-04-06 (240-28528-4), DR-SB-221-04-06 (240-28528-5), DR-SB-221-08-10 (240-28528-6), DR-SB-222-02-04 (240-28528-7), DR-SB-222-08-10 (240-28528-8), DR-SB-223-04-06 (240-28528-9), DR-SB-223-06-08 (240-28528-10), DR-SB-224-02-04 (240-28528-11), DR-SB-224-06-08 (240-28528-12), DR-SB-225-02-04 (240-28528-13) and DR-SB-225-04-06 (240-28528-14) were analyzed for hexavalent chromium in accordance with EPA SW-846 Method 3060A/7196A. The samples were prepared on 09/17/2013 and analyzed on 09/18/2013.

No difficulties were encountered during the hexavalent chromium analysis. All quality control parameters were within the acceptance limits.

PERCENT SOLIDS

Samples DR-SB-219-02-04 (240-28528-1), DR-SB-219-08-10 (240-28528-2), DR-SB-220-02-04 (240-28528-3), DR-SB-220-04-06 (240-28528-4), DR-SB-221-04-06 (240-28528-5), DR-SB-221-08-10 (240-28528-6), DR-SB-222-02-04 (240-28528-7), DR-SB-222-08-10 (240-28528-8), DR-SB-223-04-06 (240-28528-9), DR-SB-223-06-08 (240-28528-10), DR-SB-224-02-04 (240-28528-11), DR-SB-224-06-08 (240-28528-12), DR-SB-225-02-04 (240-28528-13) and DR-SB-225-04-06 (240-28528-14) were analyzed for percent solids in accordance with EPA Method 160.3 MOD. The samples were analyzed on 08/30/2013.

No difficulties were encountered during the % solids analysis. All quality control parameters were within the acceptance limits.

SAMPLE SUMMARY

Client: Tetra Tech, Inc

Job Number: 240-28528-1

Lab Sample ID	Client Sample ID	Client Matrix	Date/Time Sampled	Date/Time Received
240-28528-1	DR-SB-219-02-04	Solid	08/29/2013 0855	08/30/2013 0930
240-28528-2	DR-SB-219-08-10	Solid	08/29/2013 0900	08/30/2013 0930
240-28528-3	DR-SB-220-02-04	Solid	08/29/2013 0915	08/30/2013 0930
240-28528-4	DR-SB-220-04-06	Solid	08/29/2013 0925	08/30/2013 0930
240-28528-5	DR-SB-221-04-06	Solid	08/29/2013 1030	08/30/2013 0930
240-28528-6	DR-SB-221-08-10	Solid	08/29/2013 1040	08/30/2013 0930
240-28528-7	DR-SB-222-02-04	Solid	08/29/2013 0935	08/30/2013 0930
240-28528-8	DR-SB-222-08-10	Solid	08/29/2013 0940	08/30/2013 0930
240-28528-9	DR-SB-223-04-06	Solid	08/29/2013 1140	08/30/2013 0930
240-28528-10	DR-SB-223-06-08	Solid	08/29/2013 1150	08/30/2013 0930
240-28528-11	DR-SB-224-02-04	Solid	08/29/2013 1025	08/30/2013 0930
240-28528-12	DR-SB-224-06-08	Solid	08/29/2013 1030	08/30/2013 0930
240-28528-13	DR-SB-225-02-04	Solid	08/29/2013 1105	08/30/2013 0930
240-28528-14	DR-SB-225-04-06	Solid	08/29/2013 1110	08/30/2013 0930
240-28528-15TB	TB-082913	Water	08/29/2013 0000	08/30/2013 0930

FORM II
GC/MS VOA SURROGATE RECOVERY

Lab Name: TestAmerica Canton Job No.: 240-28528-1

SDG No.:

Matrix: Solid Level: Low

GC Column (1): DB-624 ID: 0.18 (mm)

Client Sample ID	Lab Sample ID	DBFM #	DCA #	TOL #	BFB #
DR-SB-219-02-04	240-28528-1	97	92	104	79
DR-SB-219-08-10	240-28528-2	105	97	101	90
DR-SB-220-02-04	240-28528-3	101	98	95	88
DR-SB-220-04-06	240-28528-4	98	94	104	76
DR-SB-221-04-06	240-28528-5	101	94	104	76
DR-SB-221-08-10	240-28528-6	98	94	102	81
DR-SB-222-02-04	240-28528-7	96	93	95	87
DR-SB-222-08-10	240-28528-8	102	100	97	88
DR-SB-223-04-06	240-28528-9	103	107	98	91
DR-SB-223-06-08	240-28528-10	96	92	104	82
DR-SB-224-02-04	240-28528-11	103	105	97	91
DR-SB-224-06-08	240-28528-12	103	97	101	92
DR-SB-225-02-04	240-28528-13	104	104	105	96
DR-SB-225-04-06	240-28528-14	105	107	103	96
	MB 240-100218/2-A	103	98	100	89
	MB 240-100739/6	105	103	104	97
	LCS 240-100560/5	98	96	99	98
	LCS 240-100739/5	106	102	105	99

	QC LIMITS
DBFM = Dibromofluoromethane (Surr)	37-132
DCA = 1,2-Dichloroethane-d4 (Surr)	58-123
TOL = Toluene-d8 (Surr)	67-125
BFB = 4-Bromofluorobenzene (Surr)	52-136

Column to be used to flag recovery values

FORM II 8260B

FORM II
GC/MS VOA SURROGATE RECOVERY

Lab Name: TestAmerica Canton Job No.: 240-28528-1

SDG No.:

Matrix: Water Level: Low

GC Column (1): DB-624 ID: 0.18 (mm)

Client Sample ID	Lab Sample ID	DBFM #	DCA #	TOL #	BFB #
TB-082913	240-28528-15	81	81	82	83
	MB 240-100845/6	82	79	81	84
	LCS 240-100845/4	81	82	82	95
	240-28524-A-5 MS	84	89	85	99
	240-28524-C-5 MSD	82	83	83	96

	QC LIMITS
DBFM = Dibromofluoromethane (Surr)	75-121
DCA = 1,2-Dichloroethane-d4 (Surr)	63-129
TOL = Toluene-d8 (Surr)	74-115
BFB = 4-Bromofluorobenzene (Surr)	66-117

Column to be used to flag recovery values

FORM II 8260B

FORM VIII
GC/MS VOA INTERNAL STANDARD AREA AND RETENTION TIME SUMMARY

Lab Name: TestAmerica Canton Job No.: 240-28528-1

SDG No.:

Sample No.: STD8260 240-100634/4 Date Analyzed: 09/09/2013 10:39

Instrument ID: A3UX10 GC Column: DB-624 ID: 0.18(mm)

Lab File ID (Standard): UXX5724.D Heated Purge: (Y/N) N

Calibration ID: 17369

		FB		CBZ		DCB	
		AREA #	RT #	AREA #	RT #	AREA #	RT #
INITIAL CALIBRATION MID-POINT		1489887	5.20	1025223	7.87	526548	10.11
UPPER LIMIT		2979774	5.70	2050446	8.37	1053096	10.61
LOWER LIMIT		744944	4.70	512612	7.37	263274	9.61
LAB SAMPLE ID	CLIENT SAMPLE ID						
ICV 240-100634/8		1446095	5.20	966857	7.88	516421	10.11
CCVIS 240-100845/2		1370839	5.20	939446	7.87	561584	10.12

FB = Fluorobenzene
CBZ = Chlorobenzene-d5
DCB = 1,4-Dichlorobenzene-d4

Area Limit = 50%-200% of internal standard area
RT Limit = ± 0.5 minutes of internal standard RT

Column used to flag values outside QC limits

FORM VIII 8260B

FORM VIII
GC/MS VOA INTERNAL STANDARD AREA AND RETENTION TIME SUMMARY

Lab Name: TestAmerica Canton Job No.: 240-28528-1

SDG No.:

Sample No.: CCVIS 240-100845/2 Date Analyzed: 09/10/2013 13:02

Instrument ID: A3UX10 GC Column: DB-624 ID: 0.18(mm)

Lab File ID (Standard): UXX5755.D Heated Purge: (Y/N) N

Calibration ID: 17369

		FB		CBZ		DCB	
		AREA #	RT #	AREA #	RT #	AREA #	RT #
12/24 HOUR STD		1370839	5.20	939446	7.87	561584	10.12
UPPER LIMIT		2741678	5.70	1878892	8.37	1123168	10.62
LOWER LIMIT		685420	4.70	469723	7.37	280792	9.62
LAB SAMPLE ID	CLIENT SAMPLE ID						
CCV 240-100845/3		1387572	5.20	930596	7.88	466519	10.11
LCS 240-100845/4		1406466	5.20	965560	7.87	546793	10.12
MB 240-100845/6		1344707	5.20	910008	7.87	436107	10.12
240-28528-15	TB-082913	1308163	5.20	869054	7.87	446161	10.11
240-28524-A-5 MS		1332263	5.20	910082	7.87	554656	10.12
240-28524-C-5 MSD		1357390	5.20	948895	7.87	560809	10.12

FB = Fluorobenzene
CBZ = Chlorobenzene-d5
DCB = 1,4-Dichlorobenzene-d4

Area Limit = 50%-200% of internal standard area
RT Limit = ± 0.5 minutes of internal standard RT

Column used to flag values outside QC limits

FORM VIII 8260B

FORM VIII
GC/MS VOA INTERNAL STANDARD AREA AND RETENTION TIME SUMMARY

Lab Name: TestAmerica Canton Job No.: 240-28528-1

SDG No.:

Sample No.: ICIS 240-100002/6 Date Analyzed: 09/04/2013 02:33

Instrument ID: A3UX8 GC Column: DB-624 ID: 0.18(mm)

Lab File ID (Standard): UX87160.D Heated Purge: (Y/N) Y

Calibration ID: 17222

		FB		CBZ		DCB	
		AREA #	RT #	AREA #	RT #	AREA #	RT #
INITIAL CALIBRATION MID-POINT		1583670	5.16	963618	7.68	465238	9.88
UPPER LIMIT		3167340	5.66	1927236	8.18	930476	10.38
LOWER LIMIT		791835	4.66	481809	7.18	232619	9.38
LAB SAMPLE ID	CLIENT SAMPLE ID						
ICV 240-100002/17		1556113	5.16	980722	7.68	475753	9.88
CCVIS 240-100560/3		1779336	5.16	1074817	7.68	538701	9.88
CCVIS 240-100739/3		1810187	5.16	1115281	7.68	529388	9.88

FB = Fluorobenzene
CBZ = Chlorobenzene-d5
DCB = 1,4-Dichlorobenzene-d4

Area Limit = 50%-200% of internal standard area
RT Limit = ± 0.5 minutes of internal standard RT

Column used to flag values outside QC limits

FORM VIII 8260B

FORM VIII

GC/MS VOA INTERNAL STANDARD AREA AND RETENTION TIME SUMMARY

Lab Name: TestAmerica Canton Job No.: 240-28528-1

SDG No.:

Sample No.: CCVIS 240-100560/3 Date Analyzed: 09/08/2013 00:10

Instrument ID: A3UX8 GC Column: DB-624 ID: 0.18(mm)

Lab File ID (Standard): UX87259.D Heated Purge: (Y/N) Y

Calibration ID: 17224

		FB		CBZ		DCB	
		AREA #	RT #	AREA #	RT #	AREA #	RT #
12/24 HOUR STD		1779336	5.16	1074817	7.68	538701	9.88
UPPER LIMIT		3558672	5.66	2149634	8.18	1077402	10.38
LOWER LIMIT		889668	4.66	537409	7.18	269351	9.38
LAB SAMPLE ID	CLIENT SAMPLE ID						
CCV 240-100560/4		1799392	5.16	1095512	7.68	518260	9.88
LCS 240-100560/5		1764679	5.16	1111729	7.68	539042	9.88
MB 240-100218/2-A		1709096	5.16	1057088	7.68	471404	9.88
240-28528-1	DR-SB-219-02-04	1600767	5.16	937540	7.68	318145	9.88
240-28528-2	DR-SB-219-08-10	1671589	5.16	1035129	7.68	458368	9.88
240-28528-3	DR-SB-220-02-04	1603633	5.15	991763	7.68	441905	9.88
240-28528-4	DR-SB-220-04-06	1690513	5.16	980689	7.68	323448	9.88
240-28528-5	DR-SB-221-04-06	1515329	5.16	865153	7.68	293441	9.88
240-28528-6	DR-SB-221-08-10	1652257	5.16	957610	7.68	378747	9.88
240-28528-7	DR-SB-222-02-04	1588215	5.16	1015154	7.68	463846	9.88
240-28528-8	DR-SB-222-08-10	1718995	5.16	1069184	7.68	489811	9.88
240-28528-9	DR-SB-223-04-06	1656930	5.16	1061324	7.68	487722	9.88
240-28528-10	DR-SB-223-06-08	1669744	5.16	966414	7.68	347855	9.88
240-28528-11	DR-SB-224-02-04	1682983	5.16	1067271	7.68	498810	9.88
240-28528-12	DR-SB-224-06-08	1587377	5.16	996298	7.69	439721	9.88

FB = Fluorobenzene
CBZ = Chlorobenzene-d5
DCB = 1,4-Dichlorobenzene-d4

Area Limit = 50%-200% of internal standard area
RT Limit = ± 0.5 minutes of internal standard RT

Column used to flag values outside QC limits

FORM VIII 8260B

FORM VIII
GC/MS VOA INTERNAL STANDARD AREA AND RETENTION TIME SUMMARY

Lab Name: TestAmerica Canton Job No.: 240-28528-1

SDG No.:

Sample No.: CCVIS 240-100739/3 Date Analyzed: 09/10/2013 03:30

Instrument ID: A3UX8 GC Column: DB-624 ID: 0.18(mm)

Lab File ID (Standard): UX87292.D Heated Purge: (Y/N) Y

Calibration ID: 17224

		FB		CBZ		DCB	
		AREA #	RT #	AREA #	RT #	AREA #	RT #
12/24 HOUR STD		1810187	5.16	1115281	7.68	529388	9.88
UPPER LIMIT		3620374	5.66	2230562	8.18	1058776	10.38
LOWER LIMIT		905094	4.66	557641	7.18	264694	9.38
LAB SAMPLE ID	CLIENT SAMPLE ID						
CCV 240-100739/4		1760436	5.16	1100826	7.68	515483	9.87
LCS 240-100739/5		1846493	5.16	1123634	7.68	536987	9.88
MB 240-100739/6		1748393	5.16	1080242	7.68	501403	9.88
240-28528-13	DR-SB-225-02-04	1855943	5.16	1144837	7.68	533052	9.88
240-28528-14	DR-SB-225-04-06	1790413	5.16	1108441	7.68	504815	9.88

FB = Fluorobenzene
CBZ = Chlorobenzene-d5
DCB = 1,4-Dichlorobenzene-d4

Area Limit = 50%-200% of internal standard area
RT Limit = ± 0.5 minutes of internal standard RT

Column used to flag values outside QC limits

FORM VIII 8260B

FORM V
GC/MS VOA INSTRUMENT PERFORMANCE CHECK
BROMOFLUOROBENZENE (BFB)

Lab Name: TestAmerica Canton Job No.: 240-28528-1

SDG No.:

Lab File ID: BFB8353.D BFB Injection Date: 09/04/2013

Instrument ID: A3UX8 BFB Injection Time: 00:28

Analysis Batch No.: 100002

M/E	ION ABUNDANCE CRITERIA	% RELATIVE ABUNDANCE	
50	15.0 - 40.0 % of mass 95	18.2	
75	30.0 - 60.0 % of mass 95	46.6	
95	Base Peak, 100% relative abundance	100.0	
96	5.0 - 9.0 % of mass 95	6.9	
173	Less than 2.0 % of mass 174	0.0	(0.0)1
174	50.0 - 120.00 % of mass 95	71.5	
175	5.0 - 9.0 % of mass 174	5.3	(7.4)1
176	95.0 - 101.0 % of mass 174	68.7	(96.1)1
177	5.0 - 9.0 % of mass 176	4.7	(6.8)2

1-Value is % mass 174 2-Value is % mass 176

THIS CHECK APPLIES TO THE FOLLOWING SAMPLES, MS, MSD, BLANKS AND STANDARDS:

CLIENT SAMPLE ID	LAB SAMPLE ID	LAB FILE ID	DATE ANALYZED	TIME ANALYZED
	STD8260 240-100002/3	UX87157.D	09/04/2013	01:29
	STD8260 240-100002/4	UX87158.D	09/04/2013	01:50
	STD8260 240-100002/5	UX87159.D	09/04/2013	02:12
	ICIS 240-100002/6	UX87160.D	09/04/2013	02:33
	STD8260 240-100002/7	UX87161.D	09/04/2013	02:54
	STD8260 240-100002/8	UX87162.D	09/04/2013	03:15
	STD8260 240-100002/9	UX87163.D	09/04/2013	03:36
	STD8260 240-100002/10	UX87164.D	09/04/2013	03:58
	STDA9 240-100002/11	UX87165.D	09/04/2013	04:19
	STDA9 240-100002/12	UX87166.D	09/04/2013	04:40
	STDA9 240-100002/13	UX87167.D	09/04/2013	05:01
	STDA9 240-100002/14	UX87168.D	09/04/2013	05:23
	STDA9 240-100002/15	UX87169.D	09/04/2013	05:44
	STDA9 240-100002/16	UX87170.D	09/04/2013	06:05
	ICV 240-100002/17	UX87171.D	09/04/2013	06:26

FORM VI
GC/MS VOA INITIAL CALIBRATION DATA
INTERNAL STANDARD CURVE EVALUATION

Lab Name: TestAmerica Canton Job No.: 240-28528-1 Analy Batch No.: 100002

SDG No.:

Instrument ID: A3UX8 GC Column: DB-624 ID: 0.18(mm) Heated Purge: (Y/N) Y

Calibration Start Date: 09/04/2013 01:29 Calibration End Date: 09/04/2013 03:58 Calibration ID: 17222

Calibration Files:

LEVEL:	LAB SAMPLE ID:	LAB FILE ID:
Level 1	STD8260 240-100002/10	UX87164.D
Level 2	STD8260 240-100002/9	UX87163.D
Level 3	STD8260 240-100002/8	UX87162.D
Level 4	STD8260 240-100002/7	UX87161.D
Level 5	ICIS 240-100002/6	UX87160.D
Level 6	STD8260 240-100002/5	UX87159.D
Level 7	STD8260 240-100002/4	UX87158.D
Level 8	STD8260 240-100002/3	UX87157.D

ANALYTE	RRF					CURVE TYPE	COEFFICIENT			#	MIN RRF	%RSD	#	MAX %RSD	R^2 OR COD	#	MIN R^2 OR COD
	LVL 1 LVL 6	LVL 2 LVL 7	LVL 3 LVL 8	LVL 4	LVL 5		B	M1	M2								
Dichlorodifluoromethane	0.1947 0.1935	0.2057 0.1971	0.1819 0.1973	0.1887	0.1898	Ave		0.1936				3.6		15.0			
Chloromethane	0.1767 0.1969	0.2189 0.1933	0.1861 0.1927	0.2007	0.1992	Ave		0.1956			0.1000	6.3		15.0			
Vinyl chloride	0.1601 0.1684	0.1809 0.1627	0.1627 0.1649	0.1668	0.1676	Ave		0.1668				3.8		15.0			
Bromomethane	0.1199 0.1021	0.1109 0.0711	0.1111	0.1105	0.1099	Ave		0.1051				15.0		15.0			
Chloroethane	0.1067 0.0993	0.1136 0.0933	0.1072 0.0761	0.1027	0.1033	Ave		0.1003				11.0		15.0			
Dichlorofluoromethane	+++++ 0.2608	0.2935 0.2530	0.2517 0.2417	0.2670	0.2645	Ave		0.2617				6.3		15.0			
Trichlorofluoromethane	0.2407 0.2331	0.2433 0.2395	0.2146 0.2385	0.2281	0.2336	Ave		0.2339				3.9		15.0			
Ethyl ether	0.2470 0.2106	0.2186 0.1865	0.1817 0.1981	0.1850	0.1802	Ave		0.2010				12.0		15.0			
Acrolein	+++++ 0.0201	0.0207 0.0184	0.0202 0.0206	0.0185	0.0201	Ave		0.0198				4.8		15.0			
1,1-Dichloroethene	0.1911 0.1791	0.1747 0.1730	0.1684 0.1804	0.1615	0.1721	Ave		0.1750				5.0		15.0			
1,1,2-Trichloro-1,2,2-trichfluoroethane	0.0946 0.1302	0.1344 0.1279	0.1209 0.1280	0.1241	0.1255	Ave		0.1232				9.9		15.0			
Acetone	+++++ 0.0744	+++++ 0.0582	0.1306 0.0631	0.0934	0.0776	Lin1	0.7069	0.0602							0.9940		0.9900
Iodomethane	0.3151 0.3257	0.3288 0.2958	0.2910 0.3128	0.2856	0.3054	Ave		0.3075				5.2		15.0			
Carbon disulfide	0.4417 0.5378	0.4608 0.5058	0.4671 0.5456	0.4508	0.4849	Ave		0.4868				8.1		15.0			

Note: The m1 coefficient is the same as Ave RRF for an Ave curve type.

FORM VI
GC/MS VOA INITIAL CALIBRATION DATA
INTERNAL STANDARD CURVE EVALUATION

Lab Name: TestAmerica Canton Job No.: 240-28528-1 Analy Batch No.: 100002

SDG No.:

Instrument ID: A3UX8 GC Column: DB-624 ID: 0.18(mm) Heated Purge: (Y/N) Y

Calibration Start Date: 09/04/2013 01:29 Calibration End Date: 09/04/2013 03:58 Calibration ID: 17222

ANALYTE	RRF					CURVE TYPE	COEFFICIENT			#	MIN RRF	%RSD	#	MAX %RSD	R^2 OR COD	#	MIN R^2 OR COD
	LVL 1 LVL 6	LVL 2 LVL 7	LVL 3 LVL 8	LVL 4	LVL 5		B	M1	M2								
3-Chloro-1-propene	+++++ 0.1114	0.0854 0.1081	0.0873 0.1130	0.0868	0.1027	Ave		0.0993				12.0		15.0			
Methyl acetate	0.1684 0.1886	0.1843 0.1550	0.1527 0.1706	0.1639	0.1643	Ave		0.1685				7.5		15.0			
Methylene Chloride	+++++ 0.2705	+++++ 0.2277	0.6300 0.2341	0.3300	0.2792	Lin1	1.6761	0.2210							0.9930		0.9900
tert-Butyl alcohol	0.0172 0.0213	0.0190 0.0163	0.0149 0.0173	0.0159	0.0162	Ave		0.0173				12.0		15.0			
Acrylonitrile	0.0839 0.0941	0.0930 0.0770	0.0764 0.0831	0.0818	0.0826	Ave		0.0840				7.7		15.0			
Methyl tert-butyl ether	0.5484 0.6550	0.5614 0.5772	0.5072 0.6186	0.5377	0.5461	Ave		0.5690				8.3		15.0			
trans-1,2-Dichloroethene	0.2089 0.2132	0.2141 0.1999	0.1931 0.2048	0.1881	0.2057	Ave		0.2035				4.5		15.0			
Hexane	0.0673 0.0561	0.0746 0.0570	0.0607 0.0574	0.0553	0.0563	Ave		0.0606				11.0		15.0			
1,1-Dichloroethane	0.3578 0.3589	0.3709 0.3293	0.3308 0.3507	0.3228	0.3371	Ave		0.3448			0.1000	5.0		15.0			
Vinyl acetate	+++++ 0.0396	0.0163 0.0352	0.0305 0.0396	0.0293	0.0321	Lin1	-0.051	0.0385							0.9960		0.9900
2-Butanone	+++++ 0.1036	0.1076 0.0859	0.0827 0.0932	0.0945	0.0894	Ave		0.0938				9.7		15.0			
cis-1,2-Dichloroethene	0.2119 0.2467	0.2309 0.2251	0.2169 0.2334	0.2208	0.2231	Ave		0.2261				4.8		15.0			
2,2-Dichloropropane	0.1613 0.1867	0.1609 0.1714	0.1543 0.1650	0.1633	0.1776	Ave		0.1676				6.2		15.0			
Bromochloromethane	0.1181 0.1217	0.1133 0.1094	0.1023 0.1170	0.1084	0.1078	Ave		0.1122				5.7		15.0			
Tetrahydrofuran	0.0618 0.0740	0.0633 0.0598	0.0542 0.0655	0.0598	0.0614	Ave		0.0625				9.1		15.0			
Chloroform	+++++ 0.3669	0.3614 0.3357	0.3366 0.3515	0.3219	0.3346	Ave		0.3441				4.7		15.0			
1,1,1-Trichloroethane	0.2360 0.2804	0.2660 0.2679	0.2275 0.2783	0.2356	0.2565	Ave		0.2560				8.0		15.0			
Cyclohexane	0.3748 0.3172	0.3800 0.3126	0.2773 0.3184	0.2854	0.3072	Ave		0.3216				12.0		15.0			
1,1-Dichloropropene	0.2126 0.2370	0.2124 0.2277	0.2048 0.2383	0.2141	0.2194	Ave		0.2208				5.6		15.0			
Carbon tetrachloride	0.1751 0.2217	0.2029 0.2173	0.1833 0.2325	0.1865	0.2011	Ave		0.2025				10.0		15.0			

Note: The m1 coefficient is the same as Ave RRF for an Ave curve type.

FORM VI
GC/MS VOA INITIAL CALIBRATION DATA
INTERNAL STANDARD CURVE EVALUATION

Lab Name: TestAmerica Canton Job No.: 240-28528-1 Analy Batch No.: 100002

SDG No.:

Instrument ID: A3UX8 GC Column: DB-624 ID: 0.18(mm) Heated Purge: (Y/N) Y

Calibration Start Date: 09/04/2013 01:29 Calibration End Date: 09/04/2013 03:58 Calibration ID: 17222

ANALYTE	RRF					CURVE TYPE	COEFFICIENT			#	MIN RRF	%RSD	#	MAX %RSD	R^2 OR COD	#	MIN R^2 OR COD
	LVL 1 LVL 6	LVL 2 LVL 7	LVL 3 LVL 8	LVL 4	LVL 5		B	M1	M2								
Isobutyl alcohol	+++++ 0.0077	+++++ 0.0061	0.0051 0.0065	0.0061	0.0062	Ave		0.0063				14.0		15.0			
1,2-Dichloroethane	0.2798 0.3118	0.2957 0.2771	0.2676 0.2937	0.2779	0.2697	Ave		0.2842				5.3		15.0			
Benzene	0.7818 0.7983	0.8208 0.7450	0.7346 0.7757	0.7371	0.7383	Ave		0.7665				4.2		15.0			
n-Heptane	+++++ 0.0641	+++++ 0.0647	0.0519 0.0669	0.0605	0.0581	Ave		0.0610				8.9		15.0			
Trichloroethene	0.2379 0.2084	0.2218 0.1996	0.1934 0.2090	0.1924	0.1972	Ave		0.2075				7.6		15.0			
Methylcyclohexane	0.3031 0.3282	0.3648 0.3296	0.2833 0.3405	0.2860	0.3102	Ave		0.3182				8.8		15.0			
1,2-Dichloropropane	0.1689 0.2039	0.1942 0.1858	0.1777 0.1934	0.1820	0.1815	Ave		0.1859				5.9		15.0			
1,4-Dioxane	+++++ 0.0024	0.0019 0.0020	0.0019 0.0024	0.0020	0.0018	Ave		0.0021				12.0		15.0			
Dibromomethane	0.1218 0.1312	0.1222 0.1182	0.1060 0.1265	0.1137	0.1084	Ave		0.1185				7.4		15.0			
Bromodichloromethane	+++++ 0.2620	0.1858 0.2453	0.1928 0.2689	0.2146	0.2148	Ave		0.2263				15.0		15.0			
2-Chloroethyl vinyl ether	+++++ 0.1290	0.0959 0.1166	0.0934 0.1268	0.1060	0.1024	Ave		0.1100				13.0		15.0			
cis-1,3-Dichloropropene	0.1893 0.2985	0.2165 0.2840	0.1974 0.3057	0.2288	0.2394	Lin1	-0.217	0.2961							0.9960		0.9900
4-Methyl-2-pentanone	+++++ 0.2069	0.1585 0.1692	0.1440 0.1823	0.1707	0.1721	Ave		0.1720				11.0		15.0			
Toluene	+++++ 1.4340	+++++ 1.3243	1.3730 1.4148	1.3093	1.3143	Ave		1.3616				4.0		15.0			
trans-1,3-Dichloropropene	0.2151 0.4110	0.2556 0.3827	0.2546 0.4363	0.2993	0.3074	Lin1	-0.395	0.4134							0.9920		0.9900
Ethyl methacrylate	0.2026 0.4476	0.2580 0.3890	0.2613 0.4359	0.3335	0.3320	Lin1	-0.377	0.4213							0.9940		0.9900
1,1,2-Trichloroethane	0.3113 0.3130	0.2960 0.2756	0.2686 0.3038	0.2846	0.2698	Ave		0.2904				6.3		15.0			
1,3-Dichloropropane	+++++ 0.5209	0.4738 0.4507	0.4283 0.4927	0.4713	0.4394	Ave		0.4682				6.8		15.0			
Tetrachloroethene	0.2287 0.2474	0.2560 0.2405	0.2065 0.2515	0.2240	0.2330	Ave		0.2359				6.9		15.0			
2-Hexanone	+++++ 0.2344	0.1701 0.1879	0.1505 0.2125	0.1861	0.1906	Ave		0.1903				14.0		15.0			

Note: The m1 coefficient is the same as Ave RRF for an Ave curve type.

FORM VI
GC/MS VOA INITIAL CALIBRATION DATA
INTERNAL STANDARD CURVE EVALUATION

Lab Name: TestAmerica Canton Job No.: 240-28528-1 Analy Batch No.: 100002

SDG No.:

Instrument ID: A3UX8 GC Column: DB-624 ID: 0.18(mm) Heated Purge: (Y/N) Y

Calibration Start Date: 09/04/2013 01:29 Calibration End Date: 09/04/2013 03:58 Calibration ID: 17222

ANALYTE	RRF					CURVE TYPE	COEFFICIENT			#	MIN RRF	%RSD	#	MAX %RSD	R^2 OR COD	#	MIN R^2 OR COD
	LVL 1 LVL 6	LVL 2 LVL 7	LVL 3 LVL 8	LVL 4	LVL 5		B	M1	M2								
Dibromochloromethane	0.1741 0.3102	0.2157 0.2874	0.2080 0.3226	0.2288	0.2415	Lin1	-0.253	0.3081							0.9940		0.9900
1,2-Dibromoethane	+++++ 0.3054	0.2494 0.2612	0.2223 0.2881	0.2576	0.2478	Ave		0.2617				10.0		15.0			
Chlorobenzene	0.9165 0.9036	0.8916 0.8142	0.8029 0.8599	0.8245	0.8167	Ave		0.8537			0.3000	5.3		15.0			
1,1,1,2-Tetrachloroethane	0.2209 0.3018	0.2375 0.2776	0.2275 0.2994	0.2551	0.2576	Ave		0.2597				12.0		15.0			
Ethylbenzene	0.4124 0.4644	0.4344 0.4364	0.4085 0.4608	0.4229	0.4321	Ave		0.4340				4.7		15.0			
m-Xylene & p-Xylene	0.5021 0.5770	0.5152 0.5357	0.5230 0.5666	0.5177	0.5272	Ave		0.5331				4.9		15.0			
o-Xylene	0.3786 0.5630	0.4676 0.5099	0.4393 0.5316	0.4873	0.5124	Ave		0.4862				12.0		15.0			
Styrene	+++++ 0.9938	0.6709 0.8901	0.7227 0.9488	0.8001	0.8423	Ave		0.8384				14.0		15.0			
Bromoform	+++++ 0.1754	0.0940 0.1611	0.1059 0.1877	0.1202	0.1265	Lin1	-0.315	0.1785			0.1000				0.9920		0.9900
Isopropylbenzene	+++++ 1.3709	1.0947 1.2956	1.0056 1.3686	1.1812	1.2569	Ave		1.2248				11.0		15.0			
1,1,2,2-Tetrachloroethane	0.5160 0.7068	0.6134 0.6137	0.5657 0.6665	0.6250	0.6200	Ave		0.6159			0.3000	9.4		15.0			
Bromobenzene	0.6417 0.7992	0.6505 0.7226	0.6531 0.7294	0.6812	0.7164	Ave		0.6992				7.6		15.0			
1,2,3-Trichloropropane	0.1599 0.2531	0.2329 0.2116	0.2111 0.2239	0.2195	0.2281	Ave		0.2175				12.0		15.0			
trans-1,4-Dichloro-2-butene	+++++ 0.2250	0.1328 0.2020	0.1463 0.2241	0.1693	0.1769	Lin1	-0.285	0.2183							0.9960		0.9900
n-Propylbenzene	+++++ 0.7860	0.5814 0.7555	0.5911 0.7618	0.6802	0.7453	Ave		0.7002				12.0		15.0			
2-Chlorotoluene	+++++ 0.6868	0.5633 0.6354	0.5580 0.6536	0.6273	0.6409	Ave		0.6236				7.5		15.0			
1,3,5-Trimethylbenzene	1.5860 2.2993	1.7173 2.2007	1.6904 2.2966	1.9708	2.1383	Ave		1.9874				15.0		15.0			
4-Chlorotoluene	+++++ 0.7423	0.5953 0.6806	0.5756 0.6981	0.6423	0.6877	Ave		0.6603				9.0		15.0			
tert-Butylbenzene	1.4292 1.9370	1.6262 1.8506	1.4175 2.0050	1.6663	1.9125	Ave		1.7306				13.0		15.0			
1,2,4-Trimethylbenzene	+++++ 2.4322	1.7629 2.2397	1.7390 2.4194	2.0548	2.2618	Ave		2.1300				14.0		15.0			

Note: The m1 coefficient is the same as Ave RRF for an Ave curve type.

FORM VI
GC/MS VOA INITIAL CALIBRATION DATA
INTERNAL STANDARD CURVE EVALUATION

Lab Name: TestAmerica Canton Job No.: 240-28528-1 Analy Batch No.: 100002

SDG No.:

Instrument ID: A3UX8 GC Column: DB-624 ID: 0.18(mm) Heated Purge: (Y/N) Y

Calibration Start Date: 09/04/2013 01:29 Calibration End Date: 09/04/2013 03:58 Calibration ID: 17222

ANALYTE	RRF					CURVE TYPE	COEFFICIENT			#	MIN RRF	%RSD	#	MAX %RSD	R^2 OR COD	#	MIN R^2 OR COD
	LVL 1 LVL 6	LVL 2 LVL 7	LVL 3 LVL 8	LVL 4	LVL 5		B	M1	M2								
sec-Butylbenzene	1.8739 2.6937	1.9971 2.6212	2.0289 2.8147	2.4056	2.6625	Ave		2.3872				15.0		15.0			
1,3-Dichlorobenzene	+++++ 1.4222	1.3162 1.3146	1.1700 1.3982	1.2848	1.3453	Ave		1.3216				6.3		15.0			
p-Isopropyltoluene	+++++ 2.3364	1.7454 2.2388	1.6834 2.4443	2.0098	2.2805	Ave		2.1055				14.0		15.0			
1,4-Dichlorobenzene	+++++ 1.4539	1.4366 1.3351	1.2577 1.4336	1.3155	1.3536	Ave		1.3694				5.4		15.0			
n-Butylbenzene	1.4948 2.1213	1.5329 2.0571	1.4278 2.3180	1.7481	2.0106	Lin1	-1.574	2.2097							0.9960		0.9900
1,2-Dichlorobenzene	1.2722 1.3163	1.2608 1.1727	1.1591 1.3160	1.2217	1.2423	Ave		1.2451				4.7		15.0			
1,2-Dibromo-3-Chloropropane	+++++ 0.0927	+++++ 0.0836	0.0771 0.1057	0.0793	0.0821	Ave		0.0868				12.0		15.0			
1,2,4-Trichlorobenzene	0.6023 0.6326	0.6608 0.5787	0.5956 0.6854	0.6489	0.6508	Ave		0.6319				5.8		15.0			
Hexachlorobutadiene	0.3383 0.2632	0.3978 0.2452	0.3004 0.3277	0.3463	0.3272	Ave		0.3183				15.0		15.0			
Naphthalene	1.2373 1.5340	1.3327 1.3772	1.2677 1.5443	1.4739	1.4835	Ave		1.4063				8.5		15.0			
1,2,3-Trichlorobenzene	0.5631 0.4975	0.6333 0.4418	0.6069 0.4956	0.6251	0.5760	Ave		0.5549				13.0		15.0			
Dibromofluoromethane (Surr)	+++++ 0.2019	0.4318 0.1867	0.2758 0.1974	0.2172	0.2116	Lin1	0.4371	0.1908							0.9990		0.9900
1,2-Dichloroethane-d4 (Surr)	+++++ 0.2429	+++++ 0.2325	0.3653 0.2542	0.3002	0.2710	Lin1	0.5576	0.2419							0.9970		0.9900
Toluene-d8 (Surr)	+++++ 1.3934	2.9620 1.2373	1.8546 1.3044	1.5030	1.4181	Lin1	3.1595	1.2681							0.9990		0.9900
4-Bromofluorobenzene (Surr)	+++++ 0.4619	+++++ 0.4280	0.6693 0.4496	0.5446	0.5290	Lin1	1.2080	0.4362							0.9990		0.9900

Note: The m1 coefficient is the same as Ave RRF for an Ave curve type.

FORM VI
GC/MS VOA INITIAL CALIBRATION DATA
INTERNAL STANDARD CURVE EVALUATION

Lab Name: TestAmerica Canton Job No.: 240-28528-1 Analy Batch No.: 100002

SDG No.:

Instrument ID: A3UX8 GC Column: DB-624 ID: 0.18(mm) Heated Purge: (Y/N) Y

Calibration Start Date: 09/04/2013 04:19 Calibration End Date: 09/04/2013 06:05 Calibration ID: 17224

Calibration Files:

LEVEL:	LAB SAMPLE ID:	LAB FILE ID:
Level 1	STDA9 240-100002/16	UX87170.D
Level 2	STDA9 240-100002/15	UX87169.D
Level 3	STDA9 240-100002/14	UX87168.D
Level 4	STDA9 240-100002/13	UX87167.D
Level 5	STDA9 240-100002/12	UX87166.D
Level 6	STDA9 240-100002/11	UX87165.D

ANALYTE	RRF					CURVE TYPE	COEFFICIENT			#	MIN RRF	%RSD	#	MAX %RSD	R^2 OR COD	#	MIN R^2 OR COD
	LVL 1 LVL 6	LVL 2	LVL 3	LVL 4	LVL 5		B	M1	M2								
Methylal	0.2087 0.2341	0.2096	0.2063	0.2274	0.2177	Ave		0.2173				5.2		15.0			
Acetonitrile	0.0319 0.0273	0.0303	0.0276	0.0309	0.0278	Ave		0.0293				6.7		15.0			
Diisopropyl ether	0.1895 0.2083	0.1975	0.1850	0.2141	0.2103	Ave		0.2008				5.9		15.0			
2-Chloro-1,3-butadiene	0.2818 0.3122	0.2888	0.2616	0.3103	0.3190	Ave		0.2956				7.5		15.0			
Ethyl-t-butyl ether (ETBE)	0.5645 0.6424	0.6111	0.5611	0.6583	0.6531	Ave		0.6151				7.1		15.0			
Ethyl acetate	0.1645 0.1754	0.1596	0.1562	0.1722	0.1623	Ave		0.1650				4.5		15.0			
Propionitrile	0.0349 0.0315	0.0323	0.0326	0.0348	0.0315	Ave		0.0330				4.7		15.0			
Methacrylonitrile	0.1411 0.1302	0.1377	0.1343	0.1401	0.1292	Ave		0.1354				3.7		15.0			
Tert-amyl-methyl ether (TAME)	0.4564 0.5158	0.4723	0.4489	0.5307	0.5222	Ave		0.4911				7.3		15.0			
n-Butanol	0.0047 0.0045	0.0037	0.0047	0.0048	0.0044	Ave		0.0045				8.7		15.0			
Ethyl acrylate	0.2130 0.2534	0.2087	0.2155	0.2319	0.2325	Ave		0.2258				7.4		15.0			
Methyl methacrylate	0.1615 0.1793	0.1594	0.1656	0.1766	0.1724	Ave		0.1691				4.8		15.0			
2-Nitropropane	0.0261 0.0421	0.0254	0.0261	0.0324	0.0351	Qua	-0.075	0.0289	0						1.0000		0.9900
Tetrahydrothiophene	0.1918 0.3519	0.2625	0.2920	0.3308	0.3265	Lin1	-0.874	0.3486							0.9990		0.9900
1-Chlorohexane	0.3094 0.3873	0.3599	0.3284	0.3652	0.3672	Ave		0.3529				8.1		15.0			

Note: The m1 coefficient is the same as Ave RRF for an Ave curve type.

FORM VI
GC/MS VOA INITIAL CALIBRATION DATA
INTERNAL STANDARD CURVE EVALUATION

Lab Name: TestAmerica Canton Job No.: 240-28528-1 Analy Batch No.: 100002

SDG No.:

Instrument ID: A3UX8 GC Column: DB-624 ID: 0.18(mm) Heated Purge: (Y/N) Y

Calibration Start Date: 09/04/2013 04:19 Calibration End Date: 09/04/2013 06:05 Calibration ID: 17224

ANALYTE	RRF					CURVE TYPE	COEFFICIENT			#	MIN RRF	%RSD	#	MAX %RSD	R^2 OR COD	#	MIN R^2 OR COD
	LVL 1 LVL 6	LVL 2	LVL 3	LVL 4	LVL 5		B	M1	M2								
1,4-Dichlorobutane	0.0949 0.1182	0.1035	0.1093	0.1177	0.1189	Ave		0.1104				8.8		15.0			
Cyclohexanone	0.0514 0.0598	0.0541	0.0550	0.0604	0.0590	Ave		0.0566				6.4		15.0			
Pentachloroethane	0.1334 0.2563	0.1085	0.1171	0.2413	0.2547	Qua	-3.360	0.2728	0						0.9980		0.9900
1,2,3-Trimethylbenzene	2.2948 2.4224	2.3162	2.2109	2.4465	2.4311	Ave		2.3536				4.0		15.0			
Benzyl chloride	0.0639 0.1909	0.0692	0.0942	0.1296	0.1484	Qua	-0.387	0.1135	0.0004						1.0000		0.9900
1,3,5-Trichlorobenzene	0.8460 0.8165	0.8203	0.7434	0.7927	0.7677	Ave		0.7978				4.7		15.0			
2-Methylnaphthalene	0.6379 0.6192	0.6505	0.8577	0.6922	0.6493	Ave		0.6845				13.0		15.0			
n-Butyl acetate	0.1851 0.2526	0.1886	0.2105	0.2496	0.2433	Ave		0.2216				14.0		15.0			

Note: The m1 coefficient is the same as Ave RRF for an Ave curve type.

FORM VII
GC/MS VOA CONTINUING CALIBRATION DATA

Lab Name: TestAmerica Canton Job No.: 240-28528-1 no samples

SDG No.:

Lab Sample ID: ICV 240-100002/17 Calibration Date: 09/04/2013 06:26

Instrument ID: A3UX8 Calib Start Date: 09/04/2013 01:29

GC Column: DB-624 ID: 0.18(mm) Calib End Date: 09/04/2013 03:58

Lab File ID: UX87171.D Conc. Units: ng/uL Heated Purge: (Y/N) Y

ANALYTE	CURVE TYPE	AVE RRF	RRF	MIN RRF	CALC AMOUNT	SPIKE AMOUNT	%D	MAX %D
Dichlorodifluoromethane	Ave	0.1936	0.1440		1.00	0.0500	-25.6	50.0
Chloromethane	Ave	0.1956	0.1839	0.1000	1.00	0.0500	-6.0	50.0
Vinyl chloride	Ave	0.1668	0.1558		1.00	0.0500	-6.6	20.0
Bromomethane	Ave	0.1051	0.1110		1.00	0.0500	5.6	50.0
Chloroethane	Ave	0.1003	0.0991		1.00	0.0500	-1.1	50.0
Dichlorofluoromethane	Ave	0.2617	0.2643		2.00	0.0500	1.0	50.0
Trichlorofluoromethane	Ave	0.2339	0.2222		1.00	0.0500	-5.0	50.0
Ethyl ether	Ave	0.2010	0.2059		2.00	0.0500	2.4	50.0
Acrolein	Ave	0.0198	0.0220		20.0	0.300	11.3	50.0
1,1-Dichloroethene	Ave	0.1750	0.1691		1.00	0.0500	-3.4	20.0
1,1,2-Trichloro-1,2,2-trichfluoroethane	Ave	0.1232	0.1252		1.00	0.0500	1.6	50.0
Acetone	Lin1		0.0747		10.0	0.100	12.4	50.0
Iodomethane	Ave	0.3075	0.3267		1.00	0.0500	6.2	50.0
Carbon disulfide	Ave	0.4868	0.5039		1.00	0.0500	3.5	50.0
3-Chloro-1-propene	Ave	0.0993	0.1023		2.00	0.0500	3.1	50.0
Methyl acetate	Ave	0.1685	0.1789		10.0	0.250	6.2	50.0
Methylene Chloride	Lin1		0.2710		1.00	0.0500	7.4	50.0
tert-Butyl alcohol	Ave	0.0173	0.0188		50.0	0.500	9.1	50.0
Acrylonitrile	Ave	0.0840	0.0891		20.0	0.500	6.0	50.0
Methyl tert-butyl ether	Ave	0.5690	0.6106		1.00	0.0500	7.3	50.0
trans-1,2-Dichloroethene	Ave	0.2035	0.2148		1.00	0.0500	5.6	50.0
Hexane	Ave	0.0606	0.0535		1.00	0.0500	-11.7	20.0
1,1-Dichloroethane	Ave	0.3448	0.3649	0.1000	1.00	0.0500	5.8	50.0
Vinyl acetate	Lin1		0.0444		2.00	0.0800	16.7	50.0
2-Butanone	Ave	0.0938	0.1028		10.0	0.100	9.5	50.0
cis-1,2-Dichloroethene	Ave	0.2261	0.2505		1.00	0.0500	10.8	50.0
2,2-Dichloropropane	Ave	0.1676	0.1754		1.00	0.0500	4.7	50.0
Bromochloromethane	Ave	0.1122	0.1214		1.00	0.0500	8.2	50.0
Tetrahydrofuran	Ave	0.0625	0.0678		5.00	0.100	8.4	50.0
Chloroform	Ave	0.3441	0.3706		1.00	0.0500	7.7	20.0
1,1,1-Trichloroethane	Ave	0.2560	0.2710		1.00	0.0500	5.8	50.0
Cyclohexane	Ave	0.3216	0.3088		1.00	0.0500	-4.0	50.0
1,1-Dichloropropene	Ave	0.2208	0.2520		1.00	0.0500	14.2	50.0
Carbon tetrachloride	Ave	0.2025	0.2131		1.00	0.0500	5.2	50.0
Isobutyl alcohol	Ave	0.0063	0.0072		50.0	1.25	14.2	50.0
1,2-Dichloroethane	Ave	0.2842	0.3076		1.00	0.0500	8.2	50.0
Benzene	Ave	0.7665	0.8106		1.00	0.0500	5.8	50.0
n-Heptane	Ave	0.0610	0.0627		1.00	0.0500	2.7	50.0
Trichloroethene	Ave	0.2075	0.2180		1.00	0.0500	5.1	50.0
Methylcyclohexane	Ave	0.3182	0.3167		1.00	0.0500	-0.5	50.0

FORM VII
GC/MS VOA CONTINUING CALIBRATION DATA

Lab Name: TestAmerica Canton Job No.: 240-28528-1

SDG No.:

Lab Sample ID: ICV 240-100002/17 Calibration Date: 09/04/2013 06:26

Instrument ID: A3UX8 Calib Start Date: 09/04/2013 01:29

GC Column: DB-624 ID: 0.18(mm) Calib End Date: 09/04/2013 03:58

Lab File ID: UX87171.D Conc. Units: ng/uL Heated Purge: (Y/N) Y

ANALYTE	CURVE TYPE	AVE RRF	RRF	MIN RRF	CALC AMOUNT	SPIKE AMOUNT	%D	MAX %D
1,2-Dichloropropane	Ave	0.1859	0.2043		1.00	0.0500	9.9	20.0
1,4-Dioxane	Ave	0.0021	0.0024		50.0	1.00	16.1	50.0
Dibromomethane	Ave	0.1185	0.1329		1.00	0.0500	12.1	50.0
Bromodichloromethane	Ave	0.2263	0.2584		1.00	0.0500	14.2	50.0
2-Chloroethyl vinyl ether	Ave	0.1100	0.1280		10.0	0.100	16.4	50.0
cis-1,3-Dichloropropene	Lin1		0.3019		1.00	0.0500	3.4	50.0
4-Methyl-2-pentanone	Ave	0.1720	0.2014		10.0	0.100	17.1	50.0
Toluene	Ave	1.362	1.422		1.00	0.0500	4.4	20.0
trans-1,3-Dichloropropene	Lin1		0.4130		1.00	0.0500	1.8	50.0
Ethyl methacrylate	Lin1		0.4266		1.00	0.0500	3.0	50.0
1,1,2-Trichloroethane	Ave	0.2904	0.3087		1.00	0.0500	6.3	50.0
1,3-Dichloropropane	Ave	0.4682	0.5011		1.00	0.0500	7.0	50.0
Tetrachloroethene	Ave	0.2359	0.2410		1.00	0.0500	2.1	50.0
2-Hexanone	Ave	0.1903	0.2234		10.0	0.100	17.4	50.0
Dibromochloromethane	Lin1		0.2986		1.00	0.0500	-1.5	50.0
1,2-Dibromoethane	Ave	0.2617	0.2882		1.00	0.0500	10.1	50.0
Chlorobenzene	Ave	0.8537	0.8927	0.3000	1.00	0.0500	4.6	50.0
1,1,1,2-Tetrachloroethane	Ave	0.2597	0.2921		1.00	0.0500	12.5	50.0
Ethylbenzene	Ave	0.4340	0.4674		1.00	0.0500	7.7	20.0
m-Xylene & p-Xylene	Ave	0.5331	0.5717		2.00	0.0500	7.2	50.0
o-Xylene	Ave	0.4862	0.5660		1.00	0.0500	16.4	50.0
Styrene	Ave	0.8384	0.9777		1.00	0.0500	16.6	50.0
Bromoform	Lin1		0.1635	0.1000	1.00	0.0500	-4.9	50.0
Isopropylbenzene	Ave	1.225	1.358		1.00	0.0500	10.9	50.0
1,1,2,2-Tetrachloroethane	Ave	0.6159	0.6909	0.3000	1.00	0.0500	12.2	50.0
Bromobenzene	Ave	0.6992	0.7980		1.00	0.0500	14.1	50.0
1,2,3-Trichloropropane	Ave	0.2175	0.2519		1.00	0.0500	15.8	50.0
trans-1,4-Dichloro-2-butene	Lin1		0.2109		1.00	0.0500	-0.8	50.0
n-Propylbenzene	Ave	0.7002	0.7857		1.00	0.0500	12.2	50.0
2-Chlorotoluene	Ave	0.6236	0.6967		1.00	0.0500	11.7	50.0
1,3,5-Trimethylbenzene	Ave	1.987	2.290		1.00	0.0500	15.2	50.0
4-Chlorotoluene	Ave	0.6603	0.7310		1.00	0.0500	10.7	50.0
tert-Butylbenzene	Ave	1.731	1.987		1.00	0.0500	14.8	50.0
1,2,4-Trimethylbenzene	Ave	2.130	2.396		1.00	0.0500	12.5	50.0
sec-Butylbenzene	Ave	2.387	2.713		1.00	0.0500	13.7	50.0
1,3-Dichlorobenzene	Ave	1.322	1.413		1.00	0.0500	6.9	50.0
p-Isopropyltoluene	Ave	2.106	2.322		0.0551	0.0500	10.3	50.0
1,4-Dichlorobenzene	Ave	1.369	1.434		1.00	0.0500	4.7	50.0
n-Butylbenzene	Lin1		2.070		1.00	0.0500	-4.9	50.0
1,2-Dichlorobenzene	Ave	1.245	1.309		1.00	0.0500	5.1	50.0
1,2-Dibromo-3-Chloropropane	Ave	0.0868	0.0903		2.00	0.0500	4.0	50.0

FORM VII
GC/MS VOA CONTINUING CALIBRATION DATA

Lab Name: TestAmerica Canton Job No.: 240-28528-1

SDG No.:

Lab Sample ID: ICV 240-100002/17 Calibration Date: 09/04/2013 06:26

Instrument ID: A3UX8 Calib Start Date: 09/04/2013 01:29

GC Column: DB-624 ID: 0.18(mm) Calib End Date: 09/04/2013 03:58

Lab File ID: UX87171.D Conc. Units: ng/uL Heated Purge: (Y/N) Y

ANALYTE	CURVE TYPE	AVE RRF	RRF	MIN RRF	CALC AMOUNT	SPIKE AMOUNT	%D	MAX %D
1,2,4-Trichlorobenzene	Ave	0.6319	0.6008		1.00	0.0500	-4.9	50.0
Hexachlorobutadiene	Ave	0.3183	0.2664		1.00	0.0500	-16.3	50.0
Naphthalene	Ave	1.406	1.418		1.00	0.0500	0.9	50.0
1,2,3-Trichlorobenzene	Ave	0.5549	0.4734		1.00	0.0500	-14.7	50.0
Dibromofluoromethane (Surr)	Lin1		0.1975		0.0495	0.0500	-1.1	50.0
1,2-Dichloroethane-d4 (Surr)	Lin1		0.2380		0.0469	0.0500	-6.2	50.0
Toluene-d8 (Surr)	Lin1		1.340		0.0503	0.0500	0.7	50.0
4-Bromofluorobenzene (Surr)	Lin1		0.4521		0.0490	0.0500	-1.9	50.0

FORM V
GC/MS VOA INSTRUMENT PERFORMANCE CHECK
BROMOFLUOROBENZENE (BFB)

Lab Name: TestAmerica Canton Job No.: 240-28528-1

SDG No.:

Lab File ID: BFB8357.D BFB Injection Date: 09/07/2013

Instrument ID: A3UX8 BFB Injection Time: 23:33

Analysis Batch No.: 100560

M/E	ION ABUNDANCE CRITERIA	% RELATIVE ABUNDANCE	
50	15.0 - 40.0 % of mass 95	18.1	
75	30.0 - 60.0 % of mass 95	46.0	
95	Base Peak, 100% relative abundance	100.0	
96	5.0 - 9.0 % of mass 95	6.7	
173	Less than 2.0 % of mass 174	0.3	(0.3)1
174	50.0 - 120.00 % of mass 95	75.7	
175	5.0 - 9.0 % of mass 174	5.6	(7.5)1
176	95.0 - 101.0 % of mass 174	72.8	(96.1)1
177	5.0 - 9.0 % of mass 176	4.8	(6.7)2

1-Value is % mass 174 2-Value is % mass 176

THIS CHECK APPLIES TO THE FOLLOWING SAMPLES, MS, MSD, BLANKS AND STANDARDS:

CLIENT SAMPLE ID	LAB SAMPLE ID	LAB FILE ID	DATE ANALYZED	TIME ANALYZED
	CCVIS 240-100560/3	UX87259.D	09/08/2013	00:10
	CCV 240-100560/4	UX87260.D	09/08/2013	00:31
	LCS 240-100560/5	UX87261.D	09/08/2013	00:52
	MB 240-100218/2-A	UX87270.D	09/08/2013	04:31
DR-SB-219-02-04	240-28528-1	UX87273.D	09/08/2013	05:34
DR-SB-219-08-10	240-28528-2	UX87274.D	09/08/2013	05:56
DR-SB-220-02-04	240-28528-3	UX87275.D	09/08/2013	06:17
DR-SB-220-04-06	240-28528-4	UX87276.D	09/08/2013	06:38
DR-SB-221-04-06	240-28528-5	UX87277.D	09/08/2013	06:59
DR-SB-221-08-10	240-28528-6	UX87278.D	09/08/2013	07:21
DR-SB-222-02-04	240-28528-7	UX87279.D	09/08/2013	07:42
DR-SB-222-08-10	240-28528-8	UX87280.D	09/08/2013	08:03
DR-SB-223-04-06	240-28528-9	UX87281.D	09/08/2013	08:24
DR-SB-223-06-08	240-28528-10	UX87282.D	09/08/2013	08:46
DR-SB-224-02-04	240-28528-11	UX87283.D	09/08/2013	09:07
DR-SB-224-06-08	240-28528-12	UX87284.D	09/08/2013	09:28

FORM VII
GC/MS VOA CONTINUING CALIBRATION DATA

Lab Name: TestAmerica Canton Job No.: 240-28528-1

SDG No.:

Lab Sample ID: CCVIS 240-100560/3 Calibration Date: 09/08/2013 00:10

Instrument ID: A3UX8 Calib Start Date: 09/04/2013 01:29

GC Column: DB-624 ID: 0.18(mm) Calib End Date: 09/04/2013 03:58

Lab File ID: UX87259.D Conc. Units: ng/uL Heated Purge: (Y/N) Y

ANALYTE	CURVE TYPE	AVE RRF	RRF	MIN RRF	CALC AMOUNT	SPIKE AMOUNT	%D	MAX %D
Dichlorodifluoromethane	Ave	0.1936	0.2301		1.00	0.0200	18.8	50.0
Chloromethane	Ave	0.1956	0.2129	0.1000	1.00	0.0200	8.9	50.0
Vinyl chloride	Ave	0.1668	0.1885		1.00	0.0200	13.0	20.0
Bromomethane	Ave	0.1051	0.1241		1.00	0.0200	18.1	50.0
Chloroethane	Ave	0.1003	0.1124		1.00	0.0200	12.1	50.0
Dichlorofluoromethane	Ave	0.2617	0.2902		2.00	0.0200	10.9	50.0
Trichlorofluoromethane	Ave	0.2339	0.2774		1.00	0.0200	18.6	50.0
Ethyl ether	Ave	0.2010	0.1952		2.00	0.0200	-2.9	50.0
Acrolein	Ave	0.0198	0.0269		20.0	0.100	35.7	50.0
1,1-Dichloroethene	Ave	0.1750	0.2039		1.00	0.0200	16.5	20.0
1,1,2-Trichloro-1,2,2-trichf luoroethane	Ave	0.1232	0.1447		1.00	0.0200	17.4	50.0
Acetone	Lin1		0.0789		10.0	0.0400	1.7	50.0
Iodomethane	Ave	0.3075	0.3328		1.00	0.0200	8.2	50.0
Carbon disulfide	Ave	0.4868	0.5780		1.00	0.0200	18.7	50.0
3-Chloro-1-propene	Ave	0.0993	0.1111		2.00	0.0200	11.9	50.0
Methyl acetate	Ave	0.1685	0.1781		10.0	0.100	5.7	50.0
Methylene Chloride	Lin1		0.3490		1.00	0.0200	20.0	50.0
tert-Butyl alcohol	Ave	0.0173	0.0173		50.0	0.200	0.2	50.0
Acrylonitrile	Ave	0.0840	0.0888		20.0	0.200	5.7	50.0
Methyl tert-butyl ether	Ave	0.5690	0.5813		1.00	0.0200	2.2	50.0
trans-1,2-Dichloroethene	Ave	0.2035	0.2343		1.00	0.0200	15.1	50.0
Hexane	Ave	0.0606	0.0611		1.00	0.0200	0.8	20.0
1,1-Dichloroethane	Ave	0.3448	0.3706	0.1000	1.00	0.0200	7.5	50.0
Vinyl acetate	Lin1		0.0362		2.00	0.0192	0.8	50.0
2-Butanone	Ave	0.0938	0.0970		10.0	0.0400	3.4	50.0
cis-1,2-Dichloroethene	Ave	0.2261	0.2440		1.00	0.0200	7.9	50.0
2,2-Dichloropropane	Ave	0.1676	0.2048		1.00	0.0200	22.2	50.0
Bromochloromethane	Ave	0.1122	0.1185		1.00	0.0200	5.6	50.0
Tetrahydrofuran	Ave	0.0625	0.0669		5.00	0.0400	7.1	50.0
Chloroform	Ave	0.3441	0.3797		1.00	0.0200	10.4	20.0
1,1,1-Trichloroethane	Ave	0.2560	0.3118		1.00	0.0200	21.8	50.0
Cyclohexane	Ave	0.3216	0.3640		1.00	0.0200	13.2	50.0
1,1-Dichloropropene	Ave	0.2208	0.2664		1.00	0.0200	20.7	50.0
Carbon tetrachloride	Ave	0.2025	0.2530		1.00	0.0200	24.9	50.0
Isobutyl alcohol	Ave	0.0063	0.0071		50.0	0.500	12.8	50.0
1,2-Dichloroethane	Ave	0.2842	0.2949		1.00	0.0200	3.8	50.0
Benzene	Ave	0.7665	0.8471		1.00	0.0200	10.5	50.0
n-Heptane	Ave	0.0610	0.0700		1.00	0.0200	14.6	50.0
Trichloroethene	Ave	0.2075	0.2312		1.00	0.0200	11.4	50.0
Methylcyclohexane	Ave	0.3182	0.3634		1.00	0.0200	14.2	50.0

FORM VII
GC/MS VOA CONTINUING CALIBRATION DATA

Lab Name: TestAmerica Canton Job No.: 240-28528-1

SDG No.:

Lab Sample ID: CCVIS 240-100560/3 Calibration Date: 09/08/2013 00:10

Instrument ID: A3UX8 Calib Start Date: 09/04/2013 01:29

GC Column: DB-624 ID: 0.18(mm) Calib End Date: 09/04/2013 03:58

Lab File ID: UX87259.D Conc. Units: ng/uL Heated Purge: (Y/N) Y

ANALYTE	CURVE TYPE	AVE RRF	RRF	MIN RRF	CALC AMOUNT	SPIKE AMOUNT	%D	MAX %D
1,2-Dichloropropane	Ave	0.1859	0.1947		1.00	0.0200	4.7	20.0
1,4-Dioxane	Ave	0.0021	0.0022		50.0	0.400	4.1	50.0
Dibromomethane	Ave	0.1185	0.1269		1.00	0.0200	7.1	50.0
Bromodichloromethane	Ave	0.2263	0.2476		1.00	0.0200	9.4	50.0
2-Chloroethyl vinyl ether	Ave	0.1100	0.1093		10.0	0.0400	-0.7	50.0
cis-1,3-Dichloropropene	Lin1		0.2594		1.00	0.0200	-8.7	50.0
4-Methyl-2-pentanone	Ave	0.1720	0.1837		10.0	0.0400	6.8	50.0
Toluene	Ave	1.362	1.546		1.00	0.0200	13.5	20.0
trans-1,3-Dichloropropene	Lin1		0.3419		1.00	0.0200	-12.5	50.0
Ethyl methacrylate	Lin1		0.3690		1.00	0.0200	-7.9	50.0
1,1,2-Trichloroethane	Ave	0.2904	0.2917		1.00	0.0200	0.5	50.0
1,3-Dichloropropane	Ave	0.4682	0.4757		1.00	0.0200	1.6	50.0
Tetrachloroethene	Ave	0.2359	0.2824		1.00	0.0200	19.7	50.0
2-Hexanone	Ave	0.1903	0.2089		10.0	0.0400	9.8	50.0
Dibromochloromethane	Lin1		0.2736		1.00	0.0200	-7.1	50.0
1,2-Dibromoethane	Ave	0.2617	0.2749		1.00	0.0200	5.0	50.0
Chlorobenzene	Ave	0.8537	0.8892	0.3000	1.00	0.0200	4.2	50.0
1,1,1,2-Tetrachloroethane	Ave	0.2597	0.2914		1.00	0.0200	12.2	50.0
Ethylbenzene	Ave	0.4340	0.4763		1.00	0.0200	9.8	20.0
m-Xylene & p-Xylene	Ave	0.5331	0.5882		2.00	0.0200	10.4	50.0
o-Xylene	Ave	0.4862	0.5526		1.00	0.0200	13.7	50.0
Styrene	Ave	0.8384	0.9117		1.00	0.0200	8.7	50.0
Bromoform	Lin1		0.1492	0.1000	1.00	0.0200	-7.6	50.0
Isopropylbenzene	Ave	1.225	1.406		1.00	0.0200	14.8	50.0
1,1,2,2-Tetrachloroethane	Ave	0.6159	0.6741	0.3000	1.00	0.0200	9.4	50.0
Bromobenzene	Ave	0.6992	0.7437		1.00	0.0200	6.3	50.0
1,2,3-Trichloropropane	Ave	0.2175	0.2302		1.00	0.0200	5.8	50.0
trans-1,4-Dichloro-2-butene	Lin1		0.1911		1.00	0.0200	-5.9	50.0
n-Propylbenzene	Ave	0.7002	0.8268		1.00	0.0200	18.1	50.0
2-Chlorotoluene	Ave	0.6236	0.6896		1.00	0.0200	10.6	50.0
1,3,5-Trimethylbenzene	Ave	1.987	2.295		1.00	0.0200	15.5	50.0
4-Chlorotoluene	Ave	0.6603	0.7431		1.00	0.0200	12.5	50.0
tert-Butylbenzene	Ave	1.731	2.048		1.00	0.0200	18.3	50.0
1,2,4-Trimethylbenzene	Ave	2.130	2.424		1.00	0.0200	13.8	50.0
sec-Butylbenzene	Ave	2.387	2.895		1.00	0.0200	21.3	50.0
1,3-Dichlorobenzene	Ave	1.322	1.374		1.00	0.0200	4.0	50.0
p-Isopropyltoluene	Ave	2.106	2.507		0.0238	0.0200	19.1	50.0
1,4-Dichlorobenzene	Ave	1.369	1.412		1.00	0.0200	3.1	50.0
n-Butylbenzene	Lin1		2.219		1.00	0.0200	4.0	50.0
1,2-Dichlorobenzene	Ave	1.245	1.279		1.00	0.0200	2.7	50.0
1,2-Dibromo-3-Chloropropane	Ave	0.0868	0.0846		2.00	0.0200	-2.5	50.0

FORM VII
GC/MS VOA CONTINUING CALIBRATION DATA

Lab Name: TestAmerica Canton Job No.: 240-28528-1

SDG No.:

Lab Sample ID: CCVIS 240-100560/3 Calibration Date: 09/08/2013 00:10

Instrument ID: A3UX8 Calib Start Date: 09/04/2013 01:29

GC Column: DB-624 ID: 0.18(mm) Calib End Date: 09/04/2013 03:58

Lab File ID: UX87259.D Conc. Units: ng/uL Heated Purge: (Y/N) Y

ANALYTE	CURVE TYPE	AVE RRF	RRF	MIN RRF	CALC AMOUNT	SPIKE AMOUNT	%D	MAX %D
1,2,4-Trichlorobenzene	Ave	0.6319	0.6498		1.00	0.0200	2.8	50.0
Hexachlorobutadiene	Ave	0.3183	0.3589		1.00	0.0200	12.8	50.0
Naphthalene	Ave	1.406	1.410		1.00	0.0200	0.2	50.0
1,2,3-Trichlorobenzene	Ave	0.5549	0.5636		1.00	0.0200	1.6	50.0
Dibromofluoromethane (Surr)	Lin1		0.2125		0.0534	0.0500	6.8	50.0
1,2-Dichloroethane-d4 (Surr)	Lin1		0.2586		0.0511	0.0500	2.3	50.0
Toluene-d8 (Surr)	Lin1		1.390		0.0523	0.0500	4.6	50.0
4-Bromofluorobenzene (Surr)	Lin1		0.4798		0.0522	0.0500	4.5	50.0

FORM VII
GC/MS VOA CONTINUING CALIBRATION DATA

Lab Name: TestAmerica Canton Job No.: 240-28528-1

SDG No.:

Lab Sample ID: CCV 240-100560/4 Calibration Date: 09/08/2013 00:31

Instrument ID: A3UX8 Calib Start Date: 09/04/2013 04:19

GC Column: DB-624 ID: 0.18(mm) Calib End Date: 09/04/2013 06:05

Lab File ID: UX87260.D Conc. Units: ng/uL Heated Purge: (Y/N) Y

ANALYTE	CURVE TYPE	AVE RRF	RRF	MIN RRF	CALC AMOUNT	SPIKE AMOUNT	%D	MAX %D
Acetonitrile	Ave	0.0293	0.0309		20.0	0.200	5.3	50.0
Diisopropyl ether	Ave	0.2008	0.1917		10.0	0.0200	-4.5	50.0
2-Chloro-1,3-butadiene	Ave	0.2956	0.3056		2.00	0.0200	3.4	50.0
Ethyl-t-butyl ether (ETBE)	Ave	0.6151	0.5783		5.00	0.0200	✓ -6.0	50.0
Ethyl acetate	Ave	0.1650	0.1802		4.00	0.0400	9.2	50.0
Propionitrile	Ave	0.0330	0.0355		4.00	0.200	7.7	50.0
Methacrylonitrile	Ave	0.1354	0.1450		2.00	0.200	7.1	50.0
Tert-amyl-methyl ether (TAME)	Ave	0.4911	0.4681		5.00	0.0200	✓ -4.7	50.0
n-Butanol	Ave	0.0045	0.0045		50.0	0.500	0.7	50.0
Ethyl acrylate	Ave	0.2258	0.2318		1.00	0.0200	2.7	50.0
Methyl methacrylate	Ave	0.1691	0.1712		2.00	0.0400	1.2	50.0
2-Nitropropane	Qua		0.0368		2.00	0.0400	26.4	50.0
Cyclohexanone	Ave	0.0566	0.0070		20.0	0.200	-87.7*	50.0
Pentachloroethane	Qua		0.2506		1.00	0.0400	23.1	50.0
1,2,3-Trimethylbenzene	Ave	2.354	2.383		0.0203	0.0200	✓ 1.3	50.0
Benzyl chloride	Qua		0.1387		1.00	0.0200	27.9	50.0
1,3,5-Trichlorobenzene	Ave	0.7978	0.9626		1.00	0.0200	20.7	50.0
2-Methylnaphthalene	Ave	0.6845	0.6526		5.00	0.0400	-4.7	50.0

FORM III
GC/MS VOA LAB CONTROL SAMPLE RECOVERY

Lab Name: TestAmerica Canton Job No.: 240-28528-1

SDG No.:

Matrix: Solid Level: Low Lab File ID: UX87261.D

Lab ID: LCS 240-100560/5 Client ID:

COMPOUND	SPIKE ADDED (ug/Kg)	LCS CONCENTRATION (ug/Kg)	LCS % REC	QC LIMITS REC	#
1,1,1,2-Tetrachloroethane	50.0	56.7	113	81-119	
1,1,1-Trichloroethane	50.0	57.3	115	77-126	
1,1,2,2-Tetrachloroethane	50.0	57.2	114	77-123	
1,1,2-Trichloro-1,2,2-trichfluoroethane	50.0	56.7	113	82-138	
1,1-Dichloroethane	50.0	52.2	104	76-115	
1,1-Dichloroethene	50.0	52.6	105	75-135	
1,1-Dichloropropene	50.0	61.6	123	80-120	*
1,2,3-Trichlorobenzene	50.0	43.1	86	61-121	
1,2,3-Trichloropropane	50.0	58.5	117	84-126	
1,2,4-Trichlorobenzene	50.0	46.8	94	64-124	
1,2,4-Trimethylbenzene	50.0	53.5	107	80-129	
1,2-Dibromo-3-Chloropropane	50.0	56.5	113	61-132	
1,2-Dichlorobenzene	50.0	49.0	98	76-110	
1,2-Dichloroethane	50.0	52.6	105	72-120	
1,2-Dichloropropane	50.0	54.7	109	87-113	
1,3-Dichlorobenzene	50.0	50.5	101	78-111	
1,3-Dichloropropane	50.0	52.8	106	82-118	
1,4-Dichlorobenzene	50.0	49.2	98	75-110	
2,2-Dichloropropane	50.0	55.2	110	69-135	
2-Chloroethyl vinyl ether	100	121	121	28-173	
2-Chlorotoluene	50.0	53.8	108	78-119	
2-Hexanone	100	127	127	64-136	
4-Chlorotoluene	50.0	53.2	106	79-118	
Acetone	100	114	114	41-137	
Benzene	50.0	53.1	106	79-112	
Bromobenzene	50.0	54.1	108	81-115	
Bromochloromethane	50.0	52.3	105	79-111	
Bromoform	50.0	50.1	100	62-133	
Bromomethane	50.0	50.1	100	42-136	
Carbon disulfide	50.0	54.7	109	62-146	
Carbon tetrachloride	50.0	62.6	125	71-129	
Chlorobenzene	50.0	49.9	100	78-110	
Chloroethane	50.0	49.8	100	58-117	
Chloroform	50.0	52.9	106	77-114	
Chloromethane	50.0	43.0	86	50-110	
cis-1,2-Dichloroethene	50.0	52.8	106	76-113	
Bromodichloromethane	50.0	58.6	117	84-122	
cis-1,3-Dichloropropene	50.0	52.0	104	74-128	
1,2-Dibromoethane	50.0	54.6	109	83-117	
Dibromomethane	50.0	56.3	113	85-120	
Dichlorodifluoromethane	50.0	35.8	72	26-113	

Column to be used to flag recovery and RPD values

FORM III 8260B

FORM III
GC/MS VOA LAB CONTROL SAMPLE RECOVERY

Lab Name: TestAmerica Canton Job No.: 240-28528-1

SDG No.:

Matrix: Solid Level: Low Lab File ID: UX87261.D

Lab ID: LCS 240-100560/5 Client ID:

COMPOUND	SPIKE ADDED (ug/Kg)	LCS CONCENTRATION (ug/Kg)	LCS % REC	QC LIMITS REC	#
Ethylbenzene	50.0	53.3	107	79-117	
Hexachlorobutadiene	50.0	40.4	81	54-131	
Isopropylbenzene	50.0	56.1	112	76-122	
2-Butanone	100	112	112	52-131	
4-Methyl-2-pentanone	100	125	125	67-135	
m-Xylene & p-Xylene	50.0	53.1	106	80-117	
Methyl tert-butyl ether	50.0	53.3	107	49-165	
Naphthalene	50.0	54.3	109	65-123	
n-Butylbenzene	50.0	47.0	94	68-135	
Methylene Chloride	50.0	48.7	97	75-118	
n-Propylbenzene	50.0	56.2	112	81-129	
o-Xylene	50.0	56.0	112	80-120	
p-Isopropyltoluene	50.0	54.6	109	77-131	
sec-Butylbenzene	50.0	57.6	115	74-129	
Styrene	50.0	54.2	108	87-117	
tert-Butylbenzene	50.0	57.1	114	76-126	
Tetrachloroethene	50.0	54.9	110	79-114	
Toluene	50.0	51.9	104	75-111	
trans-1,2-Dichloroethene	50.0	53.8	108	78-117	
trans-1,3-Dichloropropene	50.0	53.5	107	73-131	
Trichloroethene	50.0	55.5	111	79-113	
Trichlorofluoromethane	50.0	53.0	106	57-146	
tert-Butyl alcohol	500	473	95	60-125	
Vinyl acetate	80.0	93.7	117	70-130	
Vinyl chloride	50.0	46.2	92	57-114	
Dibromochloromethane	50.0	51.1	102	72-127	
Xylenes, Total	100	109	109	80-118	

Column to be used to flag recovery and RPD values

FORM III 8260B

FORM IV
GC/MS VOA METHOD BLANK SUMMARY

Lab Name: TestAmerica Canton Job No.: 240-28528-1

SDG No.:

Lab File ID: UX87270.D Lab Sample ID: MB 240-100218/2-A

Matrix: Solid Heated Purge:(Y/N) Y

Instrument ID: A3UX8 Date Analyzed: 09/08/2013 04:31

GC Column: DB-624 ID: 0.18(mm)

THIS METHOD BLANK APPLIES TO THE FOLLOWING SAMPLES:

CLIENT SAMPLE ID	LAB SAMPLE ID	LAB FILE ID	DATE ANALYZED
DR-SB-219-02-04	240-28528-1	UX87273.D	09/08/2013 05:34
DR-SB-219-08-10	240-28528-2	UX87274.D	09/08/2013 05:56
DR-SB-220-02-04	240-28528-3	UX87275.D	09/08/2013 06:17
DR-SB-220-04-06	240-28528-4	UX87276.D	09/08/2013 06:38
DR-SB-221-04-06	240-28528-5	UX87277.D	09/08/2013 06:59
DR-SB-221-08-10	240-28528-6	UX87278.D	09/08/2013 07:21
DR-SB-222-02-04	240-28528-7	UX87279.D	09/08/2013 07:42
DR-SB-222-08-10	240-28528-8	UX87280.D	09/08/2013 08:03
DR-SB-223-04-06	240-28528-9	UX87281.D	09/08/2013 08:24
DR-SB-223-06-08	240-28528-10	UX87282.D	09/08/2013 08:46
DR-SB-224-02-04	240-28528-11	UX87283.D	09/08/2013 09:07
DR-SB-224-06-08	240-28528-12	UX87284.D	09/08/2013 09:28

FORM I
GC/MS VOA ORGANICS ANALYSIS DATA SHEET

Lab Name: TestAmerica Canton | Job No.: 240-28528-1

SDG No.:

Client Sample ID: | Lab Sample ID: MB 240-100218/2-A

Matrix: Solid | Lab File ID: UX87270.D

Analysis Method: 8260B | Date Collected:

Sample wt/vol: 5.00(g) | Date Analyzed: 09/08/2013 04:31

Soil Aliquot Vol: | Dilution Factor: 1

Soil Extract Vol.: | GC Column: DB-624 ID: 0.18(mm)

% Moisture: | Level: (low/med) Low

Analysis Batch No.: 100560 | Units: ug/Kg

CAS NO.	COMPOUND NAME	RESULT	Q	RL	MDL
630-20-6	1,1,1,2-Tetrachloroethane	5.0	U	5.0	0.62
71-55-6	1,1,1-Trichloroethane	5.0	U	5.0	0.56
79-34-5	1,1,2,2-Tetrachloroethane	5.0	U	5.0	0.34
76-13-1	1,1,2-Trichloro-1,2,2-trichfluoroeth ane	5.0	U	5.0	1.3
75-34-3	1,1-Dichloroethane	5.0	U	5.0	0.36
75-35-4	1,1-Dichloroethene	5.0	U	5.0	0.52
563-58-6	1,1-Dichloropropene	5.0	U	5.0	0.30
87-61-6	1,2,3-Trichlorobenzene	5.0	U	5.0	0.38
96-18-4	1,2,3-Trichloropropane	5.0	U	5.0	0.90
526-73-8	1,2,3-Trimethylbenzene	5.0	U	5.0	0.17
120-82-1	1,2,4-Trichlorobenzene	5.0	U	5.0	0.27
95-63-6	1,2,4-Trimethylbenzene	5.0	U	5.0	0.65
96-12-8	1,2-Dibromo-3-Chloropropane	10	U	10	1.3
95-50-1	1,2-Dichlorobenzene	5.0	U	5.0	0.36
107-06-2	1,2-Dichloroethane	5.0	U	5.0	0.34
78-87-5	1,2-Dichloropropane	5.0	U	5.0	0.69
541-73-1	1,3-Dichlorobenzene	5.0	U	5.0	0.35
142-28-9	1,3-Dichloropropane	5.0	U	5.0	0.34
106-46-7	1,4-Dichlorobenzene	5.0	U	5.0	0.66
594-20-7	2,2-Dichloropropane	5.0	U	5.0	0.94
110-75-8	2-Chloroethyl vinyl ether	50	U	50	1.4
95-49-8	2-Chlorotoluene	5.0	U	5.0	0.40
591-78-6	2-Hexanone	20	U	20	0.63
106-43-4	4-Chlorotoluene	5.0	U	5.0	0.41
67-64-1	Acetone	6.74	J	20	6.3
71-43-2	Benzene	5.0	U	5.0	0.23
108-86-1	Bromobenzene	5.0	U	5.0	0.33
74-97-5	Bromochloromethane	5.0	U	5.0	0.71
75-25-2	Bromoform	5.0	U	5.0	0.33
74-83-9	Bromomethane	5.0	U	5.0	0.54
75-15-0	Carbon disulfide	5.0	U	5.0	0.44
56-23-5	Carbon tetrachloride	5.0	U	5.0	0.37
108-90-7	Chlorobenzene	5.0	U	5.0	0.33
75-00-3	Chloroethane	5.0	U	5.0	0.86
67-66-3	Chloroform	5.0	U	5.0	0.29

FORM I
GC/MS VOA ORGANICS ANALYSIS DATA SHEET

Lab Name: TestAmerica Canton | Job No.: 240-28528-1

SDG No.:

Client Sample ID: | Lab Sample ID: MB 240-100218/2-A

Matrix: Solid | Lab File ID: UX87270.D

Analysis Method: 8260B | Date Collected:

Sample wt/vol: 5.00(g) | Date Analyzed: 09/08/2013 04:31

Soil Aliquot Vol: | Dilution Factor: 1

Soil Extract Vol.: | GC Column: DB-624 ID: 0.18(mm)

% Moisture: | Level: (low/med) Low

Analysis Batch No.: 100560 | Units: ug/Kg

CAS NO.	COMPOUND NAME	RESULT	Q	RL	MDL
74-87-3	Chloromethane	5.0	U	5.0	0.41
156-59-2	cis-1,2-Dichloroethene	5.0	U	5.0	0.36
75-27-4	Bromodichloromethane	5.0	U	5.0	0.28
10061-01-5	cis-1,3-Dichloropropene	5.0	U	5.0	0.34
106-93-4	1,2-Dibromoethane	5.0	U	5.0	0.50
74-95-3	Dibromomethane	5.0	U	5.0	0.63
75-71-8	Dichlorodifluoromethane	5.0	U	5.0	0.50
108-20-3	Diisopropyl ether	10	U	10	1.5
100-41-4	Ethylbenzene	5.0	U	5.0	0.26
87-68-3	Hexachlorobutadiene	5.0	U	5.0	1.2
98-82-8	Isopropylbenzene	5.0	U	5.0	0.16
78-93-3	2-Butanone	20	U	20	1.4
108-10-1	4-Methyl-2-pentanone	20	U	20	0.54
179601-23-1	m-Xylene & p-Xylene	10	U	10	1.2
1634-04-4	Methyl tert-butyl ether	5.0	U	5.0	0.43
91-20-3	Naphthalene	5.0	U	5.0	0.19
104-51-8	n-Butylbenzene	5.0	U	5.0	0.23
75-09-2	Methylene Chloride	4.51	J	5.0	0.67
103-65-1	n-Propylbenzene	5.0	U	5.0	0.40
95-47-6	o-Xylene	5.0	U	5.0	0.35
99-87-6	p-Isopropyltoluene	5.0	U	5.0	0.21
637-92-3	Ethyl-t-butyl ether (ETBE)	5.0	U	5.0	0.22
135-98-8	sec-Butylbenzene	5.0	U	5.0	0.18
100-42-5	Styrene	5.0	U	5.0	0.15
994-05-8	Tert-amyl-methyl ether (TAME)	5.0	U	5.0	0.37
98-06-6	tert-Butylbenzene	5.0	U	5.0	0.29
127-18-4	Tetrachloroethene	5.0	U	5.0	0.52
108-88-3	Toluene	5.0	U	5.0	0.27
156-60-5	trans-1,2-Dichloroethene	5.0	U	5.0	0.41
10061-02-6	trans-1,3-Dichloropropene	5.0	U	5.0	0.54
79-01-6	Trichloroethene	5.0	U	5.0	0.42
75-69-4	Trichlorofluoromethane	5.0	U	5.0	0.34
75-65-0	tert-Butyl alcohol	200	U	200	7.6
108-05-4	Vinyl acetate	10	U	10	0.25
75-01-4	Vinyl chloride	5.0	U	5.0	0.39
124-48-1	Dibromochloromethane	5.0	U	5.0	0.55

FORM I
GC/MS VOA ORGANICS ANALYSIS DATA SHEET

Lab Name: TestAmerica Canton | Job No.: 240-28528-1

SDG No.:

Client Sample ID: | Lab Sample ID: MB 240-100218/2-A

Matrix: Solid | Lab File ID: UX87270.D

Analysis Method: 8260B | Date Collected:

Sample wt/vol: 5.00(g) | Date Analyzed: 09/08/2013 04:31

Soil Aliquot Vol: | Dilution Factor: 1

Soil Extract Vol.: | GC Column: DB-624 ID: 0.18(mm)

% Moisture: | Level: (low/med) Low

Analysis Batch No.: 100560 | Units: ug/Kg

CAS NO.	COMPOUND NAME	RESULT	Q	RL	MDL
1330-20-7	Xylenes, Total	10	U	10	0.35

CAS NO.	SURROGATE	%REC	Q	LIMITS
17060-07-0	1,2-Dichloroethane-d4 (Surr)	98		58-123
460-00-4	4-Bromofluorobenzene (Surr)	89		52-136
2037-26-5	Toluene-d8 (Surr)	100		67-125
1868-53-7	Dibromofluoromethane (Surr)	103		37-132

FORM V
GC/MS VOA INSTRUMENT PERFORMANCE CHECK
BROMOFLUOROBENZENE (BFB)

Lab Name: TestAmerica Canton Job No.: 240-28528-1

SDG No.:

Lab File ID: BFB8358.D BFB Injection Date: 09/10/2013

Instrument ID: A3UX8 BFB Injection Time: 02:53

Analysis Batch No.: 100739

M/E	ION ABUNDANCE CRITERIA	% RELATIVE ABUNDANCE	
50	15.0 - 40.0 % of mass 95	16.6	
75	30.0 - 60.0 % of mass 95	44.5	
95	Base Peak, 100% relative abundance	100.0	
96	5.0 - 9.0 % of mass 95	6.8	
173	Less than 2.0 % of mass 174	0.3	(0.3)1
174	50.0 - 120.00 % of mass 95	80.7	
175	5.0 - 9.0 % of mass 174	6.2	(7.6)1
176	95.0 - 101.0 % of mass 174	79.1	(98.0)1
177	5.0 - 9.0 % of mass 176	5.1	(6.5)2

1-Value is % mass 174 2-Value is % mass 176

THIS CHECK APPLIES TO THE FOLLOWING SAMPLES, MS, MSD, BLANKS AND STANDARDS:

CLIENT SAMPLE ID	LAB SAMPLE ID	LAB FILE ID	DATE ANALYZED	TIME ANALYZED
	CCVIS 240-100739/3	UX87292.D	09/10/2013	03:30
	CCV 240-100739/4	UX87293.D	09/10/2013	03:51
	LCS 240-100739/5	UX87294.D	09/10/2013	04:12
	MB 240-100739/6	UX87295.D	09/10/2013	04:34
DR-SB-225-02-04	240-28528-13	UX87296.D	09/10/2013	05:16
DR-SB-225-04-06	240-28528-14	UX87297.D	09/10/2013	05:37

FORM VII
GC/MS VOA CONTINUING CALIBRATION DATA

Lab Name: TestAmerica Canton Job No.: 240-28528-1

SDG No.:

Lab Sample ID: CCVIS 240-100739/3 Calibration Date: 09/10/2013 03:30

Instrument ID: A3UX8 Calib Start Date: 09/04/2013 01:29

GC Column: DB-624 ID: 0.18(mm) Calib End Date: 09/04/2013 03:58

Lab File ID: UX87292.D Conc. Units: ng/uL Heated Purge: (Y/N) Y

ANALYTE	CURVE TYPE	AVE RRF	RRF	MIN RRF	CALC AMOUNT	SPIKE AMOUNT	%D	MAX %D
Dichlorodifluoromethane	Ave	0.1936	0.2250		1.00	0.0200	16.2	50.0
Chloromethane	Ave	0.1956	0.2066	0.1000	1.00	0.0200	5.6	50.0
Vinyl chloride	Ave	0.1668	0.1843		1.00	0.0200	10.5	20.0
Bromomethane	Ave	0.1051	0.1175		1.00	0.0200	11.8	50.0
Chloroethane	Ave	0.1003	0.1091		1.00	0.0200	8.8	50.0
Dichlorofluoromethane	Ave	0.2617	0.2735		2.00	0.0200	4.5	50.0
Trichlorofluoromethane	Ave	0.2339	0.2645		1.00	0.0200	13.1	50.0
Ethyl ether	Ave	0.2010	0.1938		2.00	0.0200	-3.5	50.0
Acrolein	Ave	0.0198	0.0230		20.0	0.100	15.9	50.0
1,1-Dichloroethene	Ave	0.1750	0.1877		1.00	0.0200	7.2	20.0
1,1,2-Trichloro-1,2,2-trichfluoroethane	Ave	0.1232	0.1374		1.00	0.0200	11.5	50.0
Acetone	Lin1		0.0833		10.0	0.0400	9.0	50.0
Iodomethane	Ave	0.3075	0.3135		1.00	0.0200	1.9	50.0
Carbon disulfide	Ave	0.4868	0.5308		1.00	0.0200	9.0	50.0
3-Chloro-1-propene	Ave	0.0993	0.0989		2.00	0.0200	-0.4	50.0
Methyl acetate	Ave	0.1685	0.1763		10.0	0.100	4.6	50.0
Methylene Chloride	Lin1		0.2787		1.00	0.0200	-11.8	50.0
tert-Butyl alcohol	Ave	0.0173	0.0159		50.0	0.200	-8.0	50.0
Acrylonitrile	Ave	0.0840	0.0879		20.0	0.200	4.6	50.0
Methyl tert-butyl ether	Ave	0.5690	0.5854		1.00	0.0200	2.9	50.0
trans-1,2-Dichloroethene	Ave	0.2035	0.2175		1.00	0.0200	6.9	50.0
Hexane	Ave	0.0606	0.0617		1.00	0.0200	1.8	20.0
1,1-Dichloroethane	Ave	0.3448	0.3560	0.1000	1.00	0.0200	3.2	50.0
Vinyl acetate	Lin1		0.0331		2.00	0.0192	-7.3	50.0
2-Butanone	Ave	0.0938	0.1038		10.0	0.0400	10.6	50.0
cis-1,2-Dichloroethene	Ave	0.2261	0.2339		1.00	0.0200	3.4	50.0
2,2-Dichloropropane	Ave	0.1676	0.1795		1.00	0.0200	7.1	50.0
Bromochloromethane	Ave	0.1122	0.1127		1.00	0.0200	0.4	50.0
Tetrahydrofuran	Ave	0.0625	0.0663		5.00	0.0400	6.2	50.0
Chloroform	Ave	0.3441	0.3604		1.00	0.0200	4.7	20.0
1,1,1-Trichloroethane	Ave	0.2560	0.2888		1.00	0.0200	12.8	50.0
Cyclohexane	Ave	0.3216	0.3335		1.00	0.0200	3.7	50.0
1,1-Dichloropropene	Ave	0.2208	0.2546		1.00	0.0200	15.3	50.0
Carbon tetrachloride	Ave	0.2025	0.2393		1.00	0.0200	18.1	50.0
Isobutyl alcohol	Ave	0.0063	0.0061		50.0	0.500	-3.4	50.0
1,2-Dichloroethane	Ave	0.2842	0.2951		1.00	0.0200	3.8	50.0
Benzene	Ave	0.7665	0.8265		1.00	0.0200	7.8	50.0
n-Heptane	Ave	0.0610	0.0656		1.00	0.0200	7.4	50.0
Trichloroethene	Ave	0.2075	0.2238		1.00	0.0200	7.9	50.0
Methylcyclohexane	Ave	0.3182	0.3513		1.00	0.0200	10.4	50.0

FORM VII
GC/MS VOA CONTINUING CALIBRATION DATA

Lab Name: TestAmerica Canton Job No.: 240-28528-1

SDG No.:

Lab Sample ID: CCVIS 240-100739/3 Calibration Date: 09/10/2013 03:30

Instrument ID: A3UX8 Calib Start Date: 09/04/2013 01:29

GC Column: DB-624 ID: 0.18(mm) Calib End Date: 09/04/2013 03:58

Lab File ID: UX87292.D Conc. Units: ng/uL Heated Purge: (Y/N) Y

ANALYTE	CURVE TYPE	AVE RRF	RRF	MIN RRF	CALC AMOUNT	SPIKE AMOUNT	%D	MAX %D
1,2-Dichloropropane	Ave	0.1859	0.1947		1.00	0.0200	4.7	20.0
1,4-Dioxane	Ave	0.0021	0.0021		50.0	0.400	-1.6	50.0
Dibromomethane	Ave	0.1185	0.1241		1.00	0.0200	4.7	50.0
Bromodichloromethane	Ave	0.2263	0.2534		1.00	0.0200	12.0	50.0
2-Chloroethyl vinyl ether	Ave	0.1100	0.1188		10.0	0.0400	8.0	50.0
cis-1,3-Dichloropropene	Lin1		0.2811		1.00	0.0200	-1.4	50.0
4-Methyl-2-pentanone	Ave	0.1720	0.1991		10.0	0.0400	15.8	50.0
Toluene	Ave	1.362	1.444		1.00	0.0200	6.1	20.0
trans-1,3-Dichloropropene	Lin1		0.3657		1.00	0.0200	-6.7	50.0
Ethyl methacrylate	Lin1		0.3883		1.00	0.0200	-3.4	50.0
1,1,2-Trichloroethane	Ave	0.2904	0.3067		1.00	0.0200	5.6	50.0
1,3-Dichloropropane	Ave	0.4682	0.5011		1.00	0.0200	7.0	50.0
Tetrachloroethene	Ave	0.2359	0.2775		1.00	0.0200	17.6	50.0
2-Hexanone	Ave	0.1903	0.2194		10.0	0.0400	15.3	50.0
Dibromochloromethane	Lin1		0.2848		1.00	0.0200	-3.5	50.0
1,2-Dibromoethane	Ave	0.2617	0.2738		1.00	0.0200	4.6	50.0
Chlorobenzene	Ave	0.8537	0.8838	0.3000	1.00	0.0200	3.5	50.0
1,1,1,2-Tetrachloroethane	Ave	0.2597	0.2912		1.00	0.0200	12.1	50.0
Ethylbenzene	Ave	0.4340	0.4651		1.00	0.0200	7.2	20.0
m-Xylene & p-Xylene	Ave	0.5331	0.5782		2.00	0.0200	8.5	50.0
o-Xylene	Ave	0.4862	0.5459		1.00	0.0200	12.3	50.0
Styrene	Ave	0.8384	0.9120		1.00	0.0200	8.8	50.0
Bromoform	Lin1		0.1566	0.1000	1.00	0.0200	-3.4	50.0
Isopropylbenzene	Ave	1.225	1.413		1.00	0.0200	15.4	50.0
1,1,2,2-Tetrachloroethane	Ave	0.6159	0.7056	0.3000	1.00	0.0200	14.6	50.0
Bromobenzene	Ave	0.6992	0.7691		1.00	0.0200	10.0	50.0
1,2,3-Trichloropropane	Ave	0.2175	0.2444		1.00	0.0200	12.4	50.0
trans-1,4-Dichloro-2-butene	Lin1		0.1938		1.00	0.0200	-4.7	50.0
n-Propylbenzene	Ave	0.7002	0.8404		1.00	0.0200	20.0	50.0
2-Chlorotoluene	Ave	0.6236	0.7086		1.00	0.0200	13.6	50.0
1,3,5-Trimethylbenzene	Ave	1.987	2.390		1.00	0.0200	20.3	50.0
4-Chlorotoluene	Ave	0.6603	0.7684		1.00	0.0200	16.4	50.0
tert-Butylbenzene	Ave	1.731	2.013		1.00	0.0200	16.3	50.0
1,2,4-Trimethylbenzene	Ave	2.130	2.473		1.00	0.0200	16.1	50.0
sec-Butylbenzene	Ave	2.387	2.894		1.00	0.0200	21.2	50.0
1,3-Dichlorobenzene	Ave	1.322	1.424		1.00	0.0200	7.7	50.0
p-Isopropyltoluene	Ave	2.106	2.509		0.0238	0.0200	19.1	50.0
1,4-Dichlorobenzene	Ave	1.369	1.415		1.00	0.0200	3.3	50.0
n-Butylbenzene	Lin1		2.200		1.00	0.0200	3.1	50.0
1,2-Dichlorobenzene	Ave	1.245	1.320		1.00	0.0200	6.0	50.0
1,2-Dibromo-3-Chloropropane	Ave	0.0868	0.0982		2.00	0.0200	13.2	50.0

FORM VII
GC/MS VOA CONTINUING CALIBRATION DATA

Lab Name: TestAmerica Canton Job No.: 240-28528-1

SDG No.:

Lab Sample ID: CCVIS 240-100739/3 Calibration Date: 09/10/2013 03:30

Instrument ID: A3UX8 Calib Start Date: 09/04/2013 01:29

GC Column: DB-624 ID: 0.18(mm) Calib End Date: 09/04/2013 03:58

Lab File ID: UX87292.D Conc. Units: ng/uL Heated Purge: (Y/N) Y

ANALYTE	CURVE TYPE	AVE RRF	RRF	MIN RRF	CALC AMOUNT	SPIKE AMOUNT	%D	MAX %D
1,2,4-Trichlorobenzene	Ave	0.6319	0.6939		1.00	0.0200	9.8	50.0
Hexachlorobutadiene	Ave	0.3183	0.3486		1.00	0.0200	9.5	50.0
Naphthalene	Ave	1.406	1.604		1.00	0.0200	14.0	50.0
1,2,3-Trichlorobenzene	Ave	0.5549	0.6171		1.00	0.0200	11.2	50.0
Dibromofluoromethane (Surr)	Lin1		0.2220		0.0559	0.0500	11.8	50.0
1,2-Dichloroethane-d4 (Surr)	Lin1		0.2806		0.0557	0.0500	11.4	50.0
Toluene-d8 (Surr)	Lin1		1.442		0.0544	0.0500	8.7	50.0
4-Bromofluorobenzene (Surr)	Lin1		0.4770		0.0519	0.0500	3.8	50.0

FORM VII
GC/MS VOA CONTINUING CALIBRATION DATA

Lab Name: TestAmerica Canton Job No.: 240-28528-1

SDG No.:

Lab Sample ID: CCV 240-100739/4 Calibration Date: 09/10/2013 03:51

Instrument ID: A3UX8 Calib Start Date: 09/04/2013 04:19

GC Column: DB-624 ID: 0.18(mm) Calib End Date: 09/04/2013 06:05

Lab File ID: UX87293.D Conc. Units: ng/uL Heated Purge: (Y/N) Y

ANALYTE	CURVE TYPE	AVE RRF	RRF	MIN RRF	CALC AMOUNT	SPIKE AMOUNT	%D	MAX %D
Acetonitrile	Ave	0.0293	0.0285		20.0	0.200	-2.7	50.0
Diisopropyl ether	Ave	0.2008	0.1943		10.0	0.0200	-3.2	50.0
2-Chloro-1,3-butadiene	Ave	0.2956	0.3030		2.00	0.0200	2.5	50.0
Ethyl-t-butyl ether (ETBE)	Ave	0.6151	0.5899		5.00	0.0200	-4.1	50.0
Ethyl acetate	Ave	0.1650	0.1763		4.00	0.0400	6.8	50.0
Propionitrile	Ave	0.0330	0.0330		4.00	0.200	0.1	50.0
Methacrylonitrile	Ave	0.1354	0.1442		2.00	0.200	6.5	50.0
Tert-amyl-methyl ether (TAME)	Ave	0.4911	0.4744		5.00	0.0200	-3.4	50.0
n-Butanol	Ave	0.0045	0.0039		50.0	0.500	-13.2	50.0
Ethyl acrylate	Ave	0.2258	0.2408		1.00	0.0200	6.6	50.0
Methyl methacrylate	Ave	0.1691	0.1788		2.00	0.0400	5.7	50.0
2-Nitropropane	Qua		0.0373		2.00	0.0400	28.0	50.0
Cyclohexanone	Ave	0.0566	0.0062		20.0	0.200	-89.1*	50.0
Pentachloroethane	Qua		0.2562		1.00	0.0400	25.1	50.0
1,2,3-Trimethylbenzene	Ave	2.354	2.373		0.0202	0.0200	0.8	50.0
Benzyl chloride	Qua		0.1293		1.00	0.0200	20.7	50.0
1,3,5-Trichlorobenzene	Ave	0.7978	0.9240		1.00	0.0200	15.8	50.0
2-Methylnaphthalene	Ave	0.6845	0.6716		5.00	0.0400	-1.9	50.0

FORM IV
GC/MS VOA METHOD BLANK SUMMARY

Lab Name: TestAmerica Canton Job No.: 240-28528-1

SDG No.:

Lab File ID: UX87295.D Lab Sample ID: MB 240-100739/6

Matrix: Solid Heated Purge:(Y/N) Y

Instrument ID: A3UX8 Date Analyzed: 09/10/2013 04:34

GC Column: DB-624 ID: 0.18(mm)

THIS METHOD BLANK APPLIES TO THE FOLLOWING SAMPLES:

CLIENT SAMPLE ID	LAB SAMPLE ID	LAB FILE ID	DATE ANALYZED
	LCS 240-100739/5	UX87294.D	09/10/2013 04:12
DR-SB-225-02-04	240-28528-13	UX87296.D	09/10/2013 05:16
DR-SB-225-04-06	240-28528-14	UX87297.D	09/10/2013 05:37

FORM I
GC/MS VOA ORGANICS ANALYSIS DATA SHEET

Lab Name: TestAmerica Canton | Job No.: 240-28528-1

SDG No.:

Client Sample ID: | Lab Sample ID: MB 240-100739/6

Matrix: Solid | Lab File ID: UX87295.D

Analysis Method: 8260B | Date Collected:

Sample wt/vol: 5(g) | Date Analyzed: 09/10/2013 04:34

Soil Aliquot Vol: | Dilution Factor: 1

Soil Extract Vol.: | GC Column: DB-624 ID: 0.18(mm)

% Moisture: | Level: (low/med) Low

Analysis Batch No.: 100739 | Units: ug/Kg

CAS NO.	COMPOUND NAME	RESULT	Q	RL	MDL
630-20-6	1,1,1,2-Tetrachloroethane	5.0	U	5.0	0.62
71-55-6	1,1,1-Trichloroethane	5.0	U	5.0	0.56
79-34-5	1,1,2,2-Tetrachloroethane	5.0	U	5.0	0.34
76-13-1	1,1,2-Trichloro-1,2,2-trichfluoroeth ane	5.0	U	5.0	1.3
75-34-3	1,1-Dichloroethane	5.0	U	5.0	0.36
75-35-4	1,1-Dichloroethene	5.0	U	5.0	0.52
563-58-6	1,1-Dichloropropene	5.0	U	5.0	0.30
87-61-6	1,2,3-Trichlorobenzene	0.945	J	5.0	0.38
96-18-4	1,2,3-Trichloropropane	5.0	U	5.0	0.90
526-73-8	1,2,3-Trimethylbenzene	5.0	U	5.0	0.17
120-82-1	1,2,4-Trichlorobenzene	0.613	J	5.0	0.27
95-63-6	1,2,4-Trimethylbenzene	5.0	U	5.0	0.65
96-12-8	1,2-Dibromo-3-Chloropropane	10	U	10	1.3
95-50-1	1,2-Dichlorobenzene	5.0	U	5.0	0.36
107-06-2	1,2-Dichloroethane	5.0	U	5.0	0.34
78-87-5	1,2-Dichloropropane	5.0	U	5.0	0.69
541-73-1	1,3-Dichlorobenzene	5.0	U	5.0	0.35
142-28-9	1,3-Dichloropropane	5.0	U	5.0	0.34
106-46-7	1,4-Dichlorobenzene	5.0	U	5.0	0.66
594-20-7	2,2-Dichloropropane	5.0	U	5.0	0.94
110-75-8	2-Chloroethyl vinyl ether	50	U	50	1.4
95-49-8	2-Chlorotoluene	5.0	U	5.0	0.40
591-78-6	2-Hexanone	20	U	20	0.63
106-43-4	4-Chlorotoluene	5.0	U	5.0	0.41
67-64-1	Acetone	20	U	20	6.3
71-43-2	Benzene	5.0	U	5.0	0.23
108-86-1	Bromobenzene	5.0	U	5.0	0.33
74-97-5	Bromochloromethane	5.0	U	5.0	0.71
75-25-2	Bromoform	5.0	U	5.0	0.33
74-83-9	Bromomethane	5.0	U	5.0	0.54
75-15-0	Carbon disulfide	5.0	U	5.0	0.44
56-23-5	Carbon tetrachloride	5.0	U	5.0	0.37
108-90-7	Chlorobenzene	5.0	U	5.0	0.33
75-00-3	Chloroethane	5.0	U	5.0	0.86
67-66-3	Chloroform	5.0	U	5.0	0.29

FORM I
GC/MS VOA ORGANICS ANALYSIS DATA SHEET

Lab Name: TestAmerica Canton | Job No.: 240-28528-1

SDG No.:

Client Sample ID: | Lab Sample ID: MB 240-100739/6

Matrix: Solid | Lab File ID: UX87295.D

Analysis Method: 8260B | Date Collected:

Sample wt/vol: 5(g) | Date Analyzed: 09/10/2013 04:34

Soil Aliquot Vol: | Dilution Factor: 1

Soil Extract Vol.: | GC Column: DB-624 ID: 0.18(mm)

% Moisture: | Level: (low/med) Low

Analysis Batch No.: 100739 | Units: ug/Kg

CAS NO.	COMPOUND NAME	RESULT	Q	RL	MDL
74-87-3	Chloromethane	5.0	U	5.0	0.41
156-59-2	cis-1,2-Dichloroethene	5.0	U	5.0	0.36
75-27-4	Bromodichloromethane	5.0	U	5.0	0.28
10061-01-5	cis-1,3-Dichloropropene	5.0	U	5.0	0.34
106-93-4	1,2-Dibromoethane	5.0	U	5.0	0.50
74-95-3	Dibromomethane	5.0	U	5.0	0.63
75-71-8	Dichlorodifluoromethane	5.0	U	5.0	0.50
108-20-3	Diisopropyl ether	10	U	10	1.5
100-41-4	Ethylbenzene	5.0	U	5.0	0.26
87-68-3	Hexachlorobutadiene	5.0	U	5.0	1.2
98-82-8	Isopropylbenzene	5.0	U	5.0	0.16
78-93-3	2-Butanone	20	U	20	1.4
108-10-1	4-Methyl-2-pentanone	20	U	20	0.54
179601-23-1	m-Xylene & p-Xylene	10	U	10	1.2
1634-04-4	Methyl tert-butyl ether	5.0	U	5.0	0.43
91-20-3	Naphthalene	1.06	J	5.0	0.19
104-51-8	n-Butylbenzene	5.0	U	5.0	0.23
75-09-2	Methylene Chloride	5.0	U	5.0	0.67
103-65-1	n-Propylbenzene	5.0	U	5.0	0.40
95-47-6	o-Xylene	5.0	U	5.0	0.35
99-87-6	p-Isopropyltoluene	5.0	U	5.0	0.21
637-92-3	Ethyl-t-butyl ether (ETBE)	5.0	U	5.0	0.22
135-98-8	sec-Butylbenzene	5.0	U	5.0	0.18
100-42-5	Styrene	5.0	U	5.0	0.15
994-05-8	Tert-amyl-methyl ether (TAME)	5.0	U	5.0	0.37
98-06-6	tert-Butylbenzene	5.0	U	5.0	0.29
127-18-4	Tetrachloroethene	5.0	U	5.0	0.52
108-88-3	Toluene	5.0	U	5.0	0.27
156-60-5	trans-1,2-Dichloroethene	5.0	U	5.0	0.41
10061-02-6	trans-1,3-Dichloropropene	5.0	U	5.0	0.54
79-01-6	Trichloroethene	5.0	U	5.0	0.42
75-69-4	Trichlorofluoromethane	5.0	U	5.0	0.34
75-65-0	tert-Butyl alcohol	200	U	200	7.6
108-05-4	Vinyl acetate	10	U	10	0.25
75-01-4	Vinyl chloride	5.0	U	5.0	0.39
124-48-1	Dibromochloromethane	5.0	U	5.0	0.55

FORM I
GC/MS VOA ORGANICS ANALYSIS DATA SHEET

Lab Name: TestAmerica Canton Job No.: 240-28528-1

SDG No.:

Client Sample ID: Lab Sample ID: MB 240-100739/6

Matrix: Solid Lab File ID: UX87295.D

Analysis Method: 8260B Date Collected:

Sample wt/vol: 5(g) Date Analyzed: 09/10/2013 04:34

Soil Aliquot Vol: Dilution Factor: 1

Soil Extract Vol.: GC Column: DB-624 ID: 0.18(mm)

% Moisture: Level: (low/med) Low

Analysis Batch No.: 100739 Units: ug/Kg

CAS NO.	COMPOUND NAME	RESULT	Q	RL	MDL
1330-20-7	Xylenes, Total	10	U	10	0.35

CAS NO.	SURROGATE	%REC	Q	LIMITS
17060-07-0	1,2-Dichloroethane-d4 (Surr)	103		58-123
460-00-4	4-Bromofluorobenzene (Surr)	97		52-136
2037-26-5	Toluene-d8 (Surr)	104		67-125
1868-53-7	Dibromofluoromethane (Surr)	105		37-132

FORM III
GC/MS VOA LAB CONTROL SAMPLE RECOVERY

Lab Name: TestAmerica Canton Job No.: 240-28528-1

SDG No.:

Matrix: Solid Level: Low Lab File ID: UX87294.D

Lab ID: LCS 240-100739/5 Client ID:

COMPOUND	SPIKE ADDED (ug/Kg)	LCS CONCENTRATION (ug/Kg)	LCS % REC	QC LIMITS REC	#
1,1,1,2-Tetrachloroethane	50.0	53.7	107	81-119	
1,1,1-Trichloroethane	50.0	54.2	108	77-126	
1,1,2,2-Tetrachloroethane	50.0	55.7	111	77-123	
1,1,2-Trichloro-1,2,2-trichfluoroethane	50.0	51.3	103	82-138	
1,1-Dichloroethane	50.0	51.1	102	76-115	
1,1-Dichloroethene	50.0	51.3	103	75-135	
1,1-Dichloropropene	50.0	57.7	115	80-120	
1,2,3-Trichlorobenzene	50.0	40.2	80	61-121	
1,2,3-Trichloropropane	50.0	56.4	113	84-126	
1,2,4-Trichlorobenzene	50.0	44.9	90	64-124	
1,2,4-Trimethylbenzene	50.0	50.3	101	80-129	
1,2-Dibromo-3-Chloropropane	50.0	57.3	115	61-132	
1,2-Dichlorobenzene	50.0	47.9	96	76-110	
1,2-Dichloroethane	50.0	50.6	101	72-120	
1,2-Dichloropropane	50.0	50.7	101	87-113	
1,3-Dichlorobenzene	50.0	47.9	96	78-111	
1,3-Dichloropropane	50.0	50.8	102	82-118	
1,4-Dichlorobenzene	50.0	47.6	95	75-110	
2,2-Dichloropropane	50.0	52.4	105	69-135	
2-Chloroethyl vinyl ether	120	136	113	28-173	
2-Chlorotoluene	50.0	50.2	100	78-119	
2-Hexanone	100	121	121	64-136	
4-Chlorotoluene	50.0	50.3	101	79-118	
Acetone	100	114	114	41-137	
Benzene	50.0	50.7	101	79-112	
Bromobenzene	50.0	50.6	101	81-115	
Bromochloromethane	50.0	51.4	103	79-111	
Bromoform	50.0	48.3	97	62-133	
Bromomethane	50.0	50.2	100	42-136	
Carbon disulfide	50.0	55.2	110	62-146	
Carbon tetrachloride	50.0	57.8	116	71-129	
Chlorobenzene	50.0	48.3	97	78-110	
Chloroethane	50.0	47.3	95	58-117	
Chloroform	50.0	51.8	104	77-114	
Chloromethane	50.0	45.7	91	50-110	
cis-1,2-Dichloroethene	50.0	52.0	104	76-113	
Bromodichloromethane	50.0	54.5	109	84-122	
cis-1,3-Dichloropropene	50.0	49.0	98	74-128	
1,2-Dibromoethane	50.0	53.2	106	83-117	
Dibromomethane	50.0	53.7	107	85-120	
Dichlorodifluoromethane	50.0	45.8	92	26-113	

Column to be used to flag recovery and RPD values

FORM III 8260B

FORM III
GC/MS VOA LAB CONTROL SAMPLE RECOVERY

Lab Name: TestAmerica Canton Job No.: 240-28528-1

SDG No.:

Matrix: Solid Level: Low Lab File ID: UX87294.D

Lab ID: LCS 240-100739/5 Client ID:

COMPOUND	SPIKE ADDED (ug/Kg)	LCS CONCENTRATION (ug/Kg)	LCS % REC	QC LIMITS REC	#
Ethylbenzene	50.0	50.1	100	79-117	
Hexachlorobutadiene	50.0	37.8	76	54-131	
Isopropylbenzene	50.0	51.8	104	76-122	
2-Butanone	100	111	111	52-131	
4-Methyl-2-pentanone	100	121	121	67-135	
m-Xylene & p-Xylene	50.0	48.8	98	80-117	
Methyl tert-butyl ether	50.0	53.4	107	49-165	
Naphthalene	50.0	51.4	103	65-123	
n-Butylbenzene	50.0	44.2	88	68-135	
Methylene Chloride	50.0	49.4	99	75-118	
n-Propylbenzene	50.0	52.0	104	81-129	
o-Xylene	50.0	51.2	102	80-120	
p-Isopropyltoluene	50.0	51.4	103	77-131	
sec-Butylbenzene	50.0	53.4	107	74-129	
Styrene	50.0	50.5	101	87-117	
tert-Butylbenzene	50.0	51.1	102	76-126	
Tetrachloroethene	50.0	52.7	105	79-114	
Toluene	50.0	49.3	99	75-111	
trans-1,2-Dichloroethene	50.0	51.8	104	78-117	
trans-1,3-Dichloropropene	50.0	50.9	102	73-131	
Trichloroethene	50.0	51.7	103	79-113	
Trichlorofluoromethane	50.0	50.4	101	57-146	
tert-Butyl alcohol	500	467	93	60-125	
Vinyl acetate	80.0	72.2	90	70-130	
Vinyl chloride	50.0	47.9	96	57-114	
Dibromochloromethane	50.0	49.1	98	72-127	
Xylenes, Total	100	100	100	80-118	

Column to be used to flag recovery and RPD values

FORM III 8260B

FORM V
GC/MS VOA INSTRUMENT PERFORMANCE CHECK
BROMOFLUOROBENZENE (BFB)

Lab Name: TestAmerica Canton Job No.: 240-28528-1

SDG No.:

Lab File ID: BFB5262.D BFB Injection Date: 05/28/2013

Instrument ID: A3UX10 BFB Injection Time: 13:16

Analysis Batch No.: 87495

M/E	ION ABUNDANCE CRITERIA	% RELATIVE ABUNDANCE	
50	15.0 - 40.0 % of mass 95	23.2	
75	30.0 - 60.0 % of mass 95	52.9	
95	Base Peak, 100% relative abundance	100.0	
96	5.0 - 9.0 % of mass 95	6.5	
173	Less than 2.0 % of mass 174	0.1	(0.1)1
174	50.0 - 120.00 % of mass 95	98.2	
175	5.0 - 9.0 % of mass 174	6.7	(6.9)1
176	95.0 - 101.0 % of mass 174	93.5	(95.2)1
177	5.0 - 9.0 % of mass 176	6.1	(6.6)2

1-Value is % mass 174 2-Value is % mass 176

THIS CHECK APPLIES TO THE FOLLOWING SAMPLES, MS, MSD, BLANKS AND STANDARDS:

CLIENT SAMPLE ID	LAB SAMPLE ID	LAB FILE ID	DATE ANALYZED	TIME ANALYZED
	STDA9 240-87495/8	UXX4658.D	05/28/2013	15:50
	STDA9 240-87495/9	UXX4659.D	05/28/2013	16:11
	STDA9 240-87495/10	UXX4660.D	05/28/2013	16:32
	STDA9 240-87495/11	UXX4661.D	05/28/2013	16:53
	STDA9 240-87495/12	UXX4662.D	05/28/2013	17:15
	STDA9 240-87495/13	UXX4663.D	05/28/2013	17:36

FORM VI
GC/MS VOA INITIAL CALIBRATION DATA
INTERNAL STANDARD CURVE EVALUATION

Lab Name: TestAmerica Canton Job No.: 240-28528-1 Analy Batch No.: 87495

SDG No.:

Instrument ID: A3UX10 GC Column: DB-624 ID: 0.18(mm) Heated Purge: (Y/N) N

Calibration Start Date: 05/28/2013 15:50 Calibration End Date: 05/28/2013 17:36 Calibration ID: 15348

Calibration Files:

LEVEL:	LAB SAMPLE ID:	LAB FILE ID:
Level 1	STDA9 240-87495/13	UXX4663.D
Level 2	STDA9 240-87495/12	UXX4662.D
Level 3	STDA9 240-87495/11	UXX4661.D
Level 4	STDA9 240-87495/10	UXX4660.D
Level 5	STDA9 240-87495/9	UXX4659.D
Level 6	STDA9 240-87495/8	UXX4658.D

ANALYTE	RRF					CURVE TYPE	COEFFICIENT			#	MIN RRF	%RSD	#	MAX %RSD	R^2 OR COD	#	MIN R^2 OR COD
	LVL 1 LVL 6	LVL 2	LVL 3	LVL 4	LVL 5		B	M1	M2								
Dichlorofluoromethane	0.9351 0.7200	0.8183	0.9669	0.7435	0.8522	Ave		0.8393				12.0		15.0			
Ethyl ether	0.3526 0.2524	0.2870	0.3279	0.2696	0.3339	Ave		0.3039				13.0		15.0			
3-Chloro-1-propene	0.1632 0.1612	0.1539	0.1609	0.1639	0.1752	Ave		0.1630				4.2		15.0			
Diisopropyl ether	0.2436 0.2941	0.2470	0.2427	0.2569	0.2816	Ave		0.2610				8.3		15.0			
2-Chloro-1,3-butadiene	0.4470 0.5692	0.4651	0.4677	0.4894	0.5665	Ave		0.5008				11.0		15.0			
Ethyl-t-butyl ether (ETBE)	0.7474 0.9445	0.7998	0.8028	0.8547	0.9344	Ave		0.8473				9.3	✓	15.0			
Propionitrile	0.0183 0.0231	0.0204	0.0273	0.0252	0.0240	Ave		0.0230				14.0		15.0			
Ethyl acetate	0.1590 0.1647	0.1524	0.2142	0.1705	0.1575	Ave		0.1697				13.0		15.0			
Methacrylonitrile	0.1102 0.1289	0.1319	0.1213	0.1325	0.1332	Ave		0.1263				7.1		15.0			
Isobutyl alcohol	0.0076 0.0057	0.0068	0.0075	0.0083	0.0073	Ave		0.0072				12.0		15.0			
Tert-amyl-methyl ether (TAME)	0.6746 0.8156	0.6951	0.7166	0.7363	0.8000	Ave		0.7397				7.7	✓	15.0			
n-Heptane	0.0683 0.0638	0.0609	0.0626	0.0604	0.0641	Ave		0.0634				4.5		15.0			
n-Butanol	0.0050	0.0051	0.0047	0.0072	0.0067	Lin	-0.083	0.0070							0.9920		0.9900
Methyl methacrylate	0.1815 0.1582	0.1559	0.1663	0.1628	0.1584	Ave		0.1639				5.8		15.0			
2-Nitropropane	0.0181 0.0163	0.0192	0.0150	0.0189	0.0149	Ave		0.0170				11.0		15.0			

Note: The m1 coefficient is the same as Ave RRF for an Ave curve type.

FORM VI
GC/MS VOA INITIAL CALIBRATION DATA
INTERNAL STANDARD CURVE EVALUATION

Lab Name: TestAmerica Canton Job No.: 240-28528-1 Analy Batch No.: 87495

SDG No.:

Instrument ID: A3UX10 GC Column: DB-624 ID: 0.18(mm) Heated Purge: (Y/N) N

Calibration Start Date: 05/28/2013 15:50 Calibration End Date: 05/28/2013 17:36 Calibration ID: 15348

ANALYTE	RRF					CURVE TYPE	COEFFICIENT			#	MIN RRF	%RSD	#	MAX %RSD	R^2 OR COD	#	MIN R^2 OR COD
	LVL 1 LVL 6	LVL 2	LVL 3	LVL 4	LVL 5		B	M1	M2								
Cyclohexanone	0.0764 0.0641	0.0838	0.0840	0.0919	0.0886	Ave		0.0815				12.0		15.0			
1,2,3-Trimethylbenzene	2.1912 2.8021	2.2708	2.3128	2.4773	2.5677	Ave		2.4370				9.3	✓	15.0			
2-Methylnaphthalene	1.0000 0.8868	0.9617	1.0575	1.0106	1.0960	Ave		1.0021				7.3		15.0			
n-Butyl acetate	0.1536 0.1805	0.1506	0.1861	0.1673	0.1756	Ave		0.1690				8.6		15.0			

Note: The m1 coefficient is the same as Ave RRF for an Ave curve type.

FORM V
GC/MS VOA INSTRUMENT PERFORMANCE CHECK
BROMOFLUOROBENZENE (BFB)

Lab Name: TestAmerica Canton Job No.: 240-28528-1

SDG No.:

Lab File ID: BFB5379.D BFB Injection Date: 09/09/2013

Instrument ID: A3UX10 BFB Injection Time: 09:33

Analysis Batch No.: 100634

M/E	ION ABUNDANCE CRITERIA	% RELATIVE ABUNDANCE	
50	15.0 - 40.0 % of mass 95	19.1	
75	30.0 - 60.0 % of mass 95	48.5	
95	Base Peak, 100% relative abundance	100.0	
96	5.0 - 9.0 % of mass 95	6.5	
173	Less than 2.0 % of mass 174	0.3	(0.3)1
174	50.0 - 120.00 % of mass 95	84.5	
175	5.0 - 9.0 % of mass 174	5.6	(6.7)1
176	95.0 - 101.0 % of mass 174	81.7	(96.7)1
177	5.0 - 9.0 % of mass 176	5.5	(6.7)2

1-Value is % mass 174 2-Value is % mass 176

THIS CHECK APPLIES TO THE FOLLOWING SAMPLES, MS, MSD, BLANKS AND STANDARDS:

CLIENT SAMPLE ID	LAB SAMPLE ID	LAB FILE ID	DATE ANALYZED	TIME ANALYZED
	STD8260 240-100634/2	UXX5722.D	09/09/2013	09:55
	STD8260 240-100634/3	UXX5723.D	09/09/2013	10:17
	STD8260 240-100634/4	UXX5724.D	09/09/2013	10:39
	STD8260 240-100634/5	UXX5725.D	09/09/2013	11:01
	STD8260 240-100634/6	UXX5726.D	09/09/2013	11:23
	STD8260 240-100634/7	UXX5727.D	09/09/2013	11:44
	ICV 240-100634/8	UXX5728.D	09/09/2013	12:06

FORM VI
GC/MS VOA INITIAL CALIBRATION DATA
INTERNAL STANDARD CURVE EVALUATION

Lab Name: TestAmerica Canton Job No.: 240-28528-1 Analy Batch No.: 100634

SDG No.:

Instrument ID: A3UX10 GC Column: DB-624 ID: 0.18(mm) Heated Purge: (Y/N) N

Calibration Start Date: 09/09/2013 09:55 Calibration End Date: 09/09/2013 11:44 Calibration ID: 17369

Calibration Files:

LEVEL:	LAB SAMPLE ID:	LAB FILE ID:
Level 1	STD8260 240-100634/7	UXX5727.D
Level 2	STD8260 240-100634/6	UXX5726.D
Level 3	STD8260 240-100634/5	UXX5725.D
Level 4	STD8260 240-100634/4	UXX5724.D
Level 5	STD8260 240-100634/3	UXX5723.D
Level 6	STD8260 240-100634/2	UXX5722.D

ANALYTE	RRF					CURVE TYPE	COEFFICIENT			#	MIN RRF	%RSD	#	MAX %RSD	R^2 OR COD	#	MIN R^2 OR COD
	LVL 1 LVL 6	LVL 2	LVL 3	LVL 4	LVL 5		B	M1	M2								
Dichlorodifluoromethane	0.2677 0.2901	0.2890	0.2504	0.2895	0.3022	Ave		0.2815				6.7		15.0			
Chloromethane	0.3760 0.3529	0.3886	0.3728	0.3785	0.3730	Ave		0.3737			0.1000	3.1		15.0			
Vinyl chloride	0.3704 0.3598	0.3682	0.3576	0.3762	0.3752	Ave		0.3679				2.1		15.0			
Bromomethane	0.1721 0.1419	0.1867	0.1568	0.1553	0.1582	Ave		0.1618				9.6		15.0			
Chloroethane	0.2039 0.2021	0.2351	0.2156	0.2138	0.2075	Ave		0.2130				5.7		15.0			
Trichlorofluoromethane	0.2904 0.3066	0.3115	0.2576	0.2984	0.3107	Ave		0.2959				6.9		15.0			
Acrolein	0.0317 0.0374	0.0357	0.0323	0.0389	0.0358	Ave		0.0353				8.1		15.0			
1,1-Dichloroethene	0.2989 0.3021	0.2946	0.2611	0.3035	0.2742	Ave		0.2891				6.0		15.0			
Acetone	0.0655 0.0593	0.0789	0.0520	0.0685	0.0556	Ave		0.0633				15.0		15.0			
1,1,2-Trichloro-1,2,2-trichfluoroethane	0.2197 0.2282	0.2096	0.2110	0.2299	0.2265	Ave		0.2208				4.0		15.0			
Iodomethane	0.4138 0.4350	0.4298	0.4299	0.4362	0.4462	Ave		0.4318				2.5		15.0			
Carbon disulfide	0.8218 0.9244	0.8265	0.8539	0.8903	0.9018	Ave		0.8698				4.8		15.0			
Acetonitrile	0.0156 0.0137	0.0161	0.0128	0.0154	0.0115	Ave		0.0142				13.0		15.0			
Methyl acetate	0.1893 0.1902	0.2009	0.1759	0.1937	0.1832	Ave		0.1889				4.6		15.0			
Methylene Chloride	0.7026 0.3241	0.4956	0.3860	0.3573	0.3323	Lin1	0.3791	0.3145							1.0000		0.9900

Note: The m1 coefficient is the same as Ave RRF for an Ave curve type.

FORM VI
GC/MS VOA INITIAL CALIBRATION DATA
INTERNAL STANDARD CURVE EVALUATION

Lab Name: TestAmerica Canton Job No.: 240-28528-1 Analy Batch No.: 100634

SDG No.:

Instrument ID: A3UX10 GC Column: DB-624 ID: 0.18(mm) Heated Purge: (Y/N) N

Calibration Start Date: 09/09/2013 09:55 Calibration End Date: 09/09/2013 11:44 Calibration ID: 17369

ANALYTE	RRF					CURVE TYPE	COEFFICIENT			#	MIN RRF	%RSD	#	MAX %RSD	R^2 OR COD	#	MIN R^2 OR COD
	LVL 1 LVL 6	LVL 2	LVL 3	LVL 4	LVL 5		B	M1	M2								
tert-Butyl alcohol	0.0096 0.0100	0.0108	0.0082	0.0118	0.0084	Ave		0.0098				14.0		15.0			
Acrylonitrile	0.0783 0.0916	0.0914	0.0870	0.0962	0.0904	Ave		0.0891				6.8		15.0			
Methyl tert-butyl ether	0.7013 0.8391	0.7291	0.7559	0.7956	0.8156	Ave		0.7728				6.9		15.0			
trans-1,2-Dichloroethene	0.3298 0.3293	0.3123	0.3191	0.3233	0.3250	Ave		0.3231				2.1		15.0			
Hexane	0.0678 0.0742	0.0620	0.0615	0.0722	0.0650	Ave		0.0671				7.8		15.0			
1,1-Dichloroethane	0.5261 0.5328	0.5158	0.5297	0.5354	0.5348	Ave		0.5291			0.1000	1.4		15.0			
Vinyl acetate	0.0345 0.0516	0.0455	0.0528	0.0537	0.0563	Lin1	-0.016	0.0540							0.9980		0.9900
2-Butanone	0.1059 0.0911	0.0984	0.0889	0.0989	0.0877	Ave		0.0952				7.4		15.0			
cis-1,2-Dichloroethene	0.3128 0.3307	0.3284	0.3204	0.3336	0.3342	Ave		0.3267				2.6		15.0			
2,2-Dichloropropane	0.2688 0.3276	0.2910	0.3073	0.3254	0.3252	Ave		0.3076				7.7		15.0			
Bromochloromethane	0.1531 0.1558	0.1566	0.1497	0.1583	0.1536	Ave		0.1545				2.0		15.0			
Tetrahydrofuran	0.0615 0.0647	0.0690	0.0599	0.0640	0.0632	Ave		0.0637				4.9		15.0			
Chloroform	0.5075 0.5024	0.4917	0.4893	0.5021	0.4984	Ave		0.4986				1.4		15.0			
1,1,1-Trichloroethane	0.3833 0.4135	0.3910	0.3950	0.4096	0.4125	Ave		0.4008				3.2		15.0			
Cyclohexane	0.4453 0.5411	0.4656	0.4728	0.5209	0.5190	Ave		0.4941				7.7		15.0			
1,1-Dichloropropene	0.3617 0.3957	0.3587	0.3809	0.3900	0.3823	Ave		0.3782				4.0		15.0			
Carbon tetrachloride	0.3050 0.3591	0.3188	0.3349	0.3468	0.3524	Ave		0.3362				6.2		15.0			
1,2-Dichloroethane	0.3478 0.3638	0.3522	0.3505	0.3608	0.3638	Ave		0.3565				2.0		15.0			
Benzene	1.1452 1.1953	1.1518	1.1550	1.1543	1.1757	Ave		1.1629				1.6		15.0			
Trichloroethene	0.3003 0.3098	0.2929	0.3064	0.3010	0.3049	Ave		0.3026				1.9		15.0			

Note: The m1 coefficient is the same as Ave RRF for an Ave curve type.

FORM VI
GC/MS VOA INITIAL CALIBRATION DATA
INTERNAL STANDARD CURVE EVALUATION

Lab Name: TestAmerica Canton Job No.: 240-28528-1 Analy Batch No.: 100634

SDG No.:

Instrument ID: A3UX10 GC Column: DB-624 ID: 0.18(mm) Heated Purge: (Y/N) N

Calibration Start Date: 09/09/2013 09:55 Calibration End Date: 09/09/2013 11:44 Calibration ID: 17369

ANALYTE	RRF					CURVE TYPE	COEFFICIENT			#	MIN RRF	%RSD	#	MAX %RSD	R^2 OR COD	#	MIN R^2 OR COD
	LVL 1 LVL 6	LVL 2	LVL 3	LVL 4	LVL 5		B	M1	M2								
1,2-Dichloropropane	0.2515 0.2784	0.2598	0.2730	0.2717	0.2708	Ave		0.2675				3.7		15.0			
Methylcyclohexane	0.4146 0.5164	0.4319	0.4542	0.4887	0.4900	Ave		0.4660				8.4		15.0			
Dibromomethane	0.1494 0.1539	0.1466	0.1534	0.1553	0.1565	Ave		0.1525				2.5		15.0			
1,4-Dioxane	0.0009 0.0009	0.0016	0.0011	0.0014	0.0010	Qua	0.0185	0.0012	0						0.9940		0.9900
Bromodichloromethane	0.2975 0.3570	0.3175	0.3232	0.3389	0.3520	Ave		0.3310				6.8		15.0			
2-Chloroethyl vinyl ether	0.1121 0.1498	0.1227	0.1310	0.1455	0.1525	Ave		0.1356				12.0		15.0			
cis-1,3-Dichloropropene	0.3128 0.4253	0.3314	0.3737	0.3870	0.4153	Ave		0.3743				12.0		15.0			
4-Methyl-2-pentanone	0.1656 0.1986	0.1779	0.1863	0.1993	0.2124	Ave		0.1900				8.9		15.0			
Toluene	1.7346 1.8824	1.6736	1.7709	1.7329	1.8167	Ave		1.7685				4.1		15.0			
trans-1,3-Dichloropropene	0.4180 0.5446	0.4266	0.4596	0.4719	0.5224	Ave		0.4739				11.0		15.0			
Ethyl methacrylate	0.3296 0.4873	0.3530	0.4174	0.4443	0.4747	Ave		0.4177				15.0		15.0			
1,1,2-Trichloroethane	0.3089 0.3279	0.3043	0.3285	0.3153	0.3308	Ave		0.3193				3.5		15.0			
1,3-Dichloropropane	0.5362 0.5762	0.5382	0.5683	0.5623	0.5814	Ave		0.5604				3.4		15.0			
Tetrachloroethene	0.3576 0.3549	0.3403	0.3435	0.3482	0.3486	Ave		0.3488				1.9		15.0			
2-Hexanone	0.1698 0.1901	0.1726	0.1770	0.1903	0.1914	Ave		0.1819				5.4		15.0			
Dibromochloromethane	0.2821 0.3757	0.3049	0.3283	0.3371	0.3652	Ave		0.3322				11.0		15.0			
1,2-Dibromoethane	0.3002 0.3184	0.2879	0.3070	0.3091	0.3192	Ave		0.3070				3.8		15.0			
Chlorobenzene	1.0452 1.1153	1.0508	1.0665	1.0640	1.1192	Ave		1.0768			0.3000	3.0		15.0			
1,1,1,2-Tetrachloroethane	0.3292 0.3951	0.3331	0.3796	0.3694	0.3916	Ave		0.3663				7.8		15.0			
Ethylbenzene	0.5542 0.6159	0.5192	0.5860	0.5848	0.6093	Ave		0.5782				6.3		15.0			

Note: The m1 coefficient is the same as Ave RRF for an Ave curve type.

FORM VI
GC/MS VOA INITIAL CALIBRATION DATA
INTERNAL STANDARD CURVE EVALUATION

Lab Name: TestAmerica Canton Job No.: 240-28528-1 Analy Batch No.: 100634

SDG No.:

Instrument ID: A3UX10 GC Column: DB-624 ID: 0.18(mm) Heated Purge: (Y/N) N

Calibration Start Date: 09/09/2013 09:55 Calibration End Date: 09/09/2013 11:44 Calibration ID: 17369

ANALYTE	RRF					CURVE TYPE	COEFFICIENT			#	MIN RRF	%RSD	#	MAX %RSD	R^2 OR COD	#	MIN R^2 OR COD
	LVL 1 LVL 6	LVL 2	LVL 3	LVL 4	LVL 5		B	M1	M2								
m-Xylene & p-Xylene	0.6420 0.7689	0.6681	0.7226	0.7184	0.7644	Ave		0.7141				7.1		15.0			
o-Xylene	0.6324 0.7327	0.6418	0.7092	0.7007	0.7363	Ave		0.6922				6.5		15.0			
Styrene	0.8725 1.1557	0.9308	1.0518	1.0466	1.1564	Ave		1.0356				11.0		15.0			
Bromoform	0.1803 0.2306	0.1908	0.1928	0.2001	0.2250	Ave		0.2033			0.1000	9.9		15.0			
Isopropylbenzene	1.5680 1.8936	1.5655	1.7525	1.7509	1.8935	Ave		1.7373				8.4		15.0			
1,1,2,2-Tetrachloroethane	0.7283 0.7235	0.6840	0.6991	0.7481	0.6947	Ave		0.7129			0.3000	3.4		15.0			
Bromobenzene	0.7441 0.8530	0.7593	0.8043	0.8400	0.8076	Ave		0.8014				5.4		15.0			
1,2,3-Trichloropropane	0.2190 0.2247	0.2129	0.2197	0.2379	0.2251	Ave		0.2232				3.8		15.0			
trans-1,4-Dichloro-2-butene	0.1255 0.1853	0.1308	0.1479	0.1631	0.1672	Ave		0.1533				15.0		15.0			
n-Propylbenzene	0.7511 0.9650	0.7982	0.8474	0.9218	0.9115	Ave		0.8658				9.4		15.0			
2-Chlorotoluene	0.7486 0.8261	0.7287	0.7798	0.8240	0.7789	Ave		0.7810				5.0		15.0			
1,3,5-Trimethylbenzene	2.1074 2.7201	2.2091	2.4637	2.6246	2.6295	Ave		2.4590				10.0		15.0			
4-Chlorotoluene	0.7537 0.8699	0.7933	0.8147	0.8638	0.8353	Ave		0.8218				5.4		15.0			
tert-Butylbenzene	1.8588 2.3133	1.9224	2.1578	2.2317	2.3624	Ave		2.1410				9.7		15.0			
1,2,4-Trimethylbenzene	2.1464 2.7080	2.2568	2.5475	2.6037	2.6805	Ave		2.4905				9.4		15.0			
sec-Butylbenzene	2.5254 3.2031	2.6621	2.9729	3.0873	3.1489	Ave		2.9333				9.5		15.0			
1,3-Dichlorobenzene	1.5052 1.5494	1.5066	1.5134	1.5417	1.5347	Ave		1.5252				1.3		15.0			
p-Isopropyltoluene	2.1025 2.6609	2.2085	2.4831	2.5560	2.6908	Ave		2.4503				9.9		15.0			
1,4-Dichlorobenzene	1.6056 1.6169	1.6269	1.5973	1.5883	1.6166	Ave		1.6086				0.9		15.0			
n-Butylbenzene	1.7516 2.2445	1.8710	2.0298	2.1199	2.2544	Ave		2.0452				9.9		15.0			

Note: The ml coefficient is the same as Ave RRF for an Ave curve type.

FORM VI
GC/MS VOA INITIAL CALIBRATION DATA
INTERNAL STANDARD CURVE EVALUATION

Lab Name: TestAmerica Canton Job No.: 240-28528-1 Analy Batch No.: 100634

SDG No.:

Instrument ID: A3UX10 GC Column: DB-624 ID: 0.18(mm) Heated Purge: (Y/N) N

Calibration Start Date: 09/09/2013 09:55 Calibration End Date: 09/09/2013 11:44 Calibration ID: 17369

ANALYTE	RRF					CURVE TYPE	COEFFICIENT			#	MIN RRF	%RSD	#	MAX %RSD	R^2 OR COD	#	MIN R^2 OR COD
	LVL 1 LVL 6	LVL 2	LVL 3	LVL 4	LVL 5		B	M1	M2								
1,2-Dichlorobenzene	1.3893 1.3927	1.3931	1.4512	1.3977	1.4544	Ave		1.4131				2.2		15.0			
1,2-Dibromo-3-Chloropropane	0.1041 0.1158	0.1071	0.1101	0.1106	0.1156	Ave		0.1106				4.2		15.0			
1,3,5-Trichlorobenzene	0.8794 0.9219	0.8437	0.9604	0.8561	0.9866	Ave		0.9080				6.4		15.0			
1,2,4-Trichlorobenzene	0.7203 0.8211	0.7954	0.8361	0.7553	0.8807	Ave		0.8015				7.2		15.0			
Hexachlorobutadiene	0.2668 0.2541	0.2865	0.2970	0.2568	0.2908	Ave		0.2753				6.7		15.0			
Naphthalene	1.4874 1.9471	1.5501	1.8372	1.7873	2.1355	Ave		1.7908				14.0		15.0			
1,2,3-Trichlorobenzene	0.6717 0.7107	0.6940	0.7727	0.6932	0.7958	Ave		0.7230				6.9		15.0			
Dibromofluoromethane (Surr)	0.2574 0.2530	0.2415	0.2463	0.2535	0.2559	Ave		0.2513				2.4		15.0			
1,2-Dichloroethane-d4 (Surr)	0.2992 0.3019	0.2803	0.3117	0.3009	0.3106	Ave		0.3008				3.8		15.0			
Toluene-d8 (Surr)	1.4136 1.5016	1.3763	1.4253	1.4230	1.4647	Ave		1.4341				3.0		15.0			
4-Bromofluorobenzene (Surr)	0.4676 0.4891	0.4685	0.4838	0.4718	0.5195	Ave		0.4834				4.1		15.0			

Note: The m1 coefficient is the same as Ave RRF for an Ave curve type.

FORM VII
GC/MS VOA CONTINUING CALIBRATION DATA

No samples

Lab Name: TestAmerica Canton Job No.: 240-28528-1

SDG No.:

Lab Sample ID: ICV 240-100634/8 Calibration Date: 09/09/2013 12:06

Instrument ID: A3UX10 Calib Start Date: 05/28/2013 15:50

GC Column: DB-624 ID: 0.18(mm) Calib End Date: 05/28/2013 17:36

Lab File ID: UXX5728.D Conc. Units: ng/uL Heated Purge: (Y/N) N

ANALYTE	CURVE TYPE	AVE RRF	RRF	MIN RRF	CALC AMOUNT	SPIKE AMOUNT	%D	MAX %D
Ethyl ether	Ave	0.3039	0.2432		2.00	0.0100	-20.0	50.0
Diisopropyl ether	Ave	0.2610	0.2694		10.0	0.0100	3.2	50.0
Isobutyl alcohol	Ave	0.0072	0.0068		50.0	0.500	-6.1	50.0
Cyclohexanone	Ave	0.0815	0.0094		20.0	0.200	-88.4*	50.0
1,2,3-Trimethylbenzene	Ave	2.437	2.513		0.0103	0.0100	3.1	50.0

FORM VII
GC/MS VOA CONTINUING CALIBRATION DATA

Lab Name: TestAmerica Canton Job No.: 240-28528-1

SDG No.:

Lab Sample ID: ICV 240-100634/8 Calibration Date: 09/09/2013 12:06

Instrument ID: A3UX10 Calib Start Date: 09/09/2013 09:55

GC Column: DB-624 ID: 0.18(mm) Calib End Date: 09/09/2013 11:44

Lab File ID: UXX5728.D Conc. Units: ng/uL Heated Purge: (Y/N) N

ANALYTE	CURVE TYPE	AVE RRF	RRF	MIN RRF	CALC AMOUNT	SPIKE AMOUNT	%D	MAX %D
Dichlorodifluoromethane	Ave	0.2815	0.2849		1.00	0.0100	1.2	50.0
Chloromethane	Ave	0.3737	0.3561	0.1000	1.00	0.0100	-4.7	50.0
Vinyl chloride	Ave	0.3679	0.3453		1.00	0.0100	-6.1	20.0
Bromomethane	Ave	0.1618	0.1360		1.00	0.0100	-16.0	50.0
Chloroethane	Ave	0.2130	0.1994		1.00	0.0100	-6.4	50.0
Trichlorofluoromethane	Ave	0.2959	0.2910		1.00	0.0100	-1.6	50.0
Acrolein	Ave	0.0353	0.0354		20.0	0.0300	0.2	50.0
1,1-Dichloroethene	Ave	0.2891	0.3082		1.00	0.0100	6.6	20.0
Acetone	Ave	0.0633	0.0547		10.0	0.0200	-13.5	50.0
1,1,2-Trichloro-1,2,2-trichfluoroethane	Ave	0.2208	0.2596		1.00	0.0100	17.6	50.0
Iodomethane	Ave	0.4318	0.4445		1.00	0.0100	2.9	50.0
Carbon disulfide	Ave	0.8698	0.9561		1.00	0.0100	9.9	50.0
Acetonitrile	Ave	0.0142	0.0153		20.0	0.0300	7.7	50.0
Methyl acetate	Ave	0.1889	0.2263		10.0	0.0100	19.8	50.0
Methylene Chloride	Lin1		0.3480		1.00	0.0100	-1.4	50.0
tert-Butyl alcohol	Ave	0.0098	0.0101		50.0	0.200	3.4	50.0
Acrylonitrile	Ave	0.0891	0.0865		20.0	0.0300	-2.9	50.0
Methyl tert-butyl ether	Ave	0.7728	0.7499		1.00	0.0100	-3.0	50.0
trans-1,2-Dichloroethene	Ave	0.3231	0.3218		1.00	0.0100	-0.4	50.0
Hexane	Ave	0.0671	0.0826		1.00	0.0100	23.0*	20.0
1,1-Dichloroethane	Ave	0.5291	0.5373	0.1000	1.00	0.0100	1.6	50.0
Vinyl acetate	Lin1		0.0466		2.00	0.0100	-10.8	50.0
2-Butanone	Ave	0.0952	0.0846		10.0	0.0200	-11.1	50.0
cis-1,2-Dichloroethene	Ave	0.3267	0.3276		1.00	0.0100	0.3	50.0
2,2-Dichloropropane	Ave	0.3076	0.3136		1.00	0.0100	2.0	50.0
Bromochloromethane	Ave	0.1545	0.1536		1.00	0.0100	-0.6	50.0
Chloroform	Ave	0.4986	0.4877		1.00	0.0100	-2.2	20.0
Tetrahydrofuran	Ave	0.0637	0.0659		5.00	0.0100	3.4	50.0
1,1,1-Trichloroethane	Ave	0.4008	0.3987		1.00	0.0100	-0.5	50.0
Cyclohexane	Ave	0.4941	0.5391		1.00	0.0100	9.1	50.0
1,1-Dichloropropene	Ave	0.3782	0.3684		1.00	0.0100	-2.6	50.0
Carbon tetrachloride	Ave	0.3362	0.3415		1.00	0.0100	1.6	50.0
1,2-Dichloroethane	Ave	0.3565	0.3558		1.00	0.0100	-0.2	50.0
Benzene	Ave	1.163	1.182		1.00	0.0100	1.7	50.0
Trichloroethene	Ave	0.3026	0.3024		1.00	0.0100	-0.0	50.0
1,2-Dichloropropane	Ave	0.2675	0.2681		1.00	0.0100	0.2	20.0
Methylcyclohexane	Ave	0.4660	0.5128		1.00	0.0100	10.0	50.0
Dibromomethane	Ave	0.1525	0.1486		1.00	0.0100	-2.5	50.0
Bromodichloromethane	Ave	0.3310	0.3309		1.00	0.0100	-0.0	50.0
2-Chloroethyl vinyl ether	Ave	0.1356	0.1292		10.0	0.0100	-4.8	50.0

FORM VII
GC/MS VOA CONTINUING CALIBRATION DATA

Lab Name: TestAmerica Canton Job No.: 240-28528-1

SDG No.:

Lab Sample ID: ICV 240-100634/8 Calibration Date: 09/09/2013 12:06

Instrument ID: A3UX10 Calib Start Date: 09/09/2013 09:55

GC Column: DB-624 ID: 0.18(mm) Calib End Date: 09/09/2013 11:44

Lab File ID: UXX5728.D Conc. Units: ng/uL Heated Purge: (Y/N) N

ANALYTE	CURVE TYPE	AVE RRF	RRF	MIN RRF	CALC AMOUNT	SPIKE AMOUNT	%D	MAX %D
cis-1,3-Dichloropropene	Ave	0.3743	0.3886		1.00	0.0100	3.8	50.0
4-Methyl-2-pentanone	Ave	0.1900	0.1915		10.0	0.0200	0.8	50.0
Toluene	Ave	1.769	1.760		1.00	0.0100	-0.5	20.0
trans-1,3-Dichloropropene	Ave	0.4739	0.4689		1.00	0.0100	-1.1	50.0
1,1,2-Trichloroethane	Ave	0.3193	0.3150		1.00	0.0100	-1.4	50.0
1,3-Dichloropropane	Ave	0.5604	0.5633		1.00	0.0100	0.5	50.0
Tetrachloroethene	Ave	0.3488	0.3559		1.00	0.0100	2.0	50.0
2-Hexanone	Ave	0.1819	0.1716		10.0	0.0200	-5.6	50.0
Dibromochloromethane	Ave	0.3322	0.3208		1.00	0.0100	-3.4	50.0
1,2-Dibromoethane	Ave	0.3070	0.2912		1.00	0.0100	-5.1	50.0
Chlorobenzene	Ave	1.077	1.064	0.3000	1.00	0.0100	-1.2	50.0
1,1,1,2-Tetrachloroethane	Ave	0.3663	0.3607		1.00	0.0100	-1.5	50.0
Ethylbenzene	Ave	0.5782	0.5809		1.00	0.0100	0.5	20.0
m-Xylene & p-Xylene	Ave	0.7141	0.7308		2.00	0.0200	2.3	50.0
o-Xylene	Ave	0.6922	0.6917		1.00	0.0100	-0.0	50.0
Styrene	Ave	1.036	1.126		1.00	0.0100	8.7	50.0
Bromoform	Ave	0.2033	0.1895	0.1000	1.00	0.0100	-6.8	50.0
Isopropylbenzene	Ave	1.737	1.748		1.00	0.0100	0.6	50.0
1,1,2,2-Tetrachloroethane	Ave	0.7129	0.6971	0.3000	1.00	0.0100	-2.2	50.0
Bromobenzene	Ave	0.8014	0.8189		1.00	0.0100	2.2	50.0
1,2,3-Trichloropropane	Ave	0.2232	0.2180		1.00	0.0100	-2.3	50.0
trans-1,4-Dichloro-2-butene	Ave	0.1533	0.1589		1.00	0.0200	3.6	50.0
n-Propylbenzene	Ave	0.8658	0.9279		1.00	0.0100	7.2	50.0
2-Chlorotoluene	Ave	0.7810	0.7883		1.00	0.0100	0.9	50.0
1,3,5-Trimethylbenzene	Ave	2.459	2.517		1.00	0.0100	2.4	50.0
4-Chlorotoluene	Ave	0.8218	0.8184		1.00	0.0100	-0.4	50.0
tert-Butylbenzene	Ave	2.141	2.212		1.00	0.0100	3.3	50.0
1,2,4-Trimethylbenzene	Ave	2.490	2.567		1.00	0.0100	3.1	50.0
sec-Butylbenzene	Ave	2.933	3.010		1.00	0.0100	2.6	50.0
1,3-Dichlorobenzene	Ave	1.525	1.513		1.00	0.0100	-0.8	50.0
p-Isopropyltoluene	Ave	2.450	2.631		1.00	0.0100	7.4	50.0
1,4-Dichlorobenzene	Ave	1.609	1.559		1.00	0.0100	-3.1	50.0
n-Butylbenzene	Ave	2.045	2.093		1.00	0.0100	2.3	50.0
1,2-Dichlorobenzene	Ave	1.413	1.372		1.00	0.0100	-2.9	50.0
1,2-Dibromo-3-Chloropropane	Ave	0.1106	0.1045		2.00	0.0100	-5.5	50.0
1,2,4-Trichlorobenzene	Ave	0.8015	0.6838		1.00	0.0100	-14.7	50.0
Hexachlorobutadiene	Ave	0.2753	0.2350		1.00	0.0100	-14.7	50.0
Naphthalene	Ave	1.791	1.517		1.00	0.0100	-15.3	50.0
1,2,3-Trichlorobenzene	Ave	0.7230	0.6239		1.00	0.0100	-13.7	50.0
Dibromofluoromethane (Surr)	Ave	0.2513	0.2051		0.00816	0.0100	-18.4	50.0
1,2-Dichloroethane-d4 (Surr)	Ave	0.3008	0.2410		0.00801	0.0100	-19.9	50.0

FORM VII
GC/MS VOA CONTINUING CALIBRATION DATA

Lab Name: TestAmerica Canton Job No.: 240-28528-1

SDG No.:

Lab Sample ID: ICV 240-100634/8 Calibration Date: 09/09/2013 12:06

Instrument ID: A3UX10 Calib Start Date: 09/09/2013 09:55

GC Column: DB-624 ID: 0.18(mm) Calib End Date: 09/09/2013 11:44

Lab File ID: UXX5728.D Conc. Units: ng/uL Heated Purge: (Y/N) N

ANALYTE	CURVE TYPE	AVE RRF	RRF	MIN RRF	CALC AMOUNT	SPIKE AMOUNT	%D	MAX %D
Toluene-d8 (Surr)	Ave	1.434	1.200		0.00837	0.0100	-16.3	50.0
4-Bromofluorobenzene (Surr)	Ave	0.4834	0.4365		0.00903	0.0100	-9.7	50.0

FORM V
GC/MS VOA INSTRUMENT PERFORMANCE CHECK
BROMOFLUOROBENZENE (BFB)

Lab Name: TestAmerica Canton Job No.: 240-28528-1

SDG No.:

Lab File ID: BFB5380.D BFB Injection Date: 09/10/2013

Instrument ID: A3UX10 BFB Injection Time: 12:34

Analysis Batch No.: 100845

M/E	ION ABUNDANCE CRITERIA	% RELATIVE ABUNDANCE	
50	15.0 - 40.0 % of mass 95	18.2	
75	30.0 - 60.0 % of mass 95	49.3	
95	Base Peak, 100% relative abundance	100.0	
96	5.0 - 9.0 % of mass 95	6.9	
173	Less than 2.0 % of mass 174	0.0	(0.0)1
174	50.0 - 120.00 % of mass 95	83.9	
175	5.0 - 9.0 % of mass 174	5.9	(7.0)1
176	95.0 - 101.0 % of mass 174	80.6	(96.0)1
177	5.0 - 9.0 % of mass 176	5.3	(6.6)2

1-Value is % mass 174 2-Value is % mass 176

THIS CHECK APPLIES TO THE FOLLOWING SAMPLES, MS, MSD, BLANKS AND STANDARDS:

CLIENT SAMPLE ID	LAB SAMPLE ID	LAB FILE ID	DATE ANALYZED	TIME ANALYZED
	CCVIS 240-100845/2	UXX5755.D	09/10/2013	13:02
	CCV 240-100845/3	UXX5756.D	09/10/2013	13:24
	LCS 240-100845/4	UXX5757.D	09/10/2013	13:46
	MB 240-100845/6	UXX5759.D	09/10/2013	14:29
TB-082913	240-28528-15	UXX5764.D	09/10/2013	17:32
	240-28524-A-5 MS	UXX5780.D	09/10/2013	23:17
	240-28524-C-5 MSD	UXX5781.D	09/10/2013	23:38

FORM VII
GC/MS VOA CONTINUING CALIBRATION DATA

Lab Name: TestAmerica Canton Job No.: 240-28528-1

SDG No.:

Lab Sample ID: CCVIS 240-100845/2 Calibration Date: 09/10/2013 13:02

Instrument ID: A3UX10 Calib Start Date: 09/09/2013 09:55

GC Column: DB-624 ID: 0.18(mm) Calib End Date: 09/09/2013 11:44

Lab File ID: UXX5755.D Conc. Units: ng/uL Heated Purge: (Y/N) N

ANALYTE	CURVE TYPE	AVE RRF	RRF	MIN RRF	CALC AMOUNT	SPIKE AMOUNT	%D	MAX %D
Dichlorodifluoromethane	Ave	0.2815	0.3228		1.00	0.0100	14.7	50.0
Chloromethane	Ave	0.3737	0.3793	0.1000	1.00	0.0100	1.5	50.0
Vinyl chloride	Ave	0.3679	0.3759		1.00	0.0100	2.2	20.0
Bromomethane	Ave	0.1618	0.1722		1.00	0.0100	6.4	50.0
Chloroethane	Ave	0.2130	0.2200		1.00	0.0100	3.3	50.0
Trichlorofluoromethane	Ave	0.2959	0.2897		1.00	0.0100	-2.1	50.0
Acrolein	Ave	0.0353	0.0283		20.0	0.100	-19.7	50.0
1,1-Dichloroethene	Ave	0.2891	0.2940		1.00	0.0100	1.7	20.0
Acetone	Ave	0.0633	0.0662		10.0	0.0200	4.6	50.0
1,1,2-Trichloro-1,2,2-trichfluoroethane	Ave	0.2208	0.2547		1.00	0.0100	15.4	50.0
Iodomethane	Ave	0.4318	0.4212		1.00	0.0100	-2.5	50.0
Carbon disulfide	Ave	0.8698	0.8782		1.00	0.0100	1.0	50.0
Acetonitrile	Ave	0.0142	0.0114		20.0	0.100	-19.3	50.0
Methyl acetate	Ave	0.1889	0.1977		10.0	0.0200	4.7	50.0
Methylene Chloride	Lin1		0.3619		1.00	0.0100	3.0	50.0
tert-Butyl alcohol	Ave	0.0098	0.0078		50.0	0.200	-20.1	50.0
Acrylonitrile	Ave	0.0891	0.0857		20.0	0.0200	-3.8	50.0
Methyl tert-butyl ether	Ave	0.7728	0.7692		1.00	0.0100	-0.5	50.0
trans-1,2-Dichloroethene	Ave	0.3231	0.3369		1.00	0.0100	4.3	50.0
Hexane	Ave	0.0671	0.0662		1.00	0.0100	-1.3	20.0
1,1-Dichloroethane	Ave	0.5291	0.5490	0.1000	1.00	0.0100	3.8	50.0
Vinyl acetate	Lin1		0.0549		2.00	0.0100	4.7	50.0
2-Butanone	Ave	0.0952	0.0904		10.0	0.0200	-5.0	50.0
cis-1,2-Dichloroethene	Ave	0.3267	0.3383		1.00	0.0100	3.6	50.0
2,2-Dichloropropane	Ave	0.3076	0.2808		1.00	0.0100	-8.7	50.0
Bromochloromethane	Ave	0.1545	0.1586		1.00	0.0100	2.6	50.0
Tetrahydrofuran	Ave	0.0637	0.0649		5.00	0.0100	1.8	50.0
Chloroform	Ave	0.4986	0.5111		1.00	0.0100	2.5	20.0
1,1,1-Trichloroethane	Ave	0.4008	0.3978		1.00	0.0100	-0.8	50.0
Cyclohexane	Ave	0.4941	0.5245		1.00	0.0100	6.1	50.0
1,1-Dichloropropene	Ave	0.3782	0.3926		1.00	0.0100	3.8	50.0
Carbon tetrachloride	Ave	0.3362	0.3541		1.00	0.0100	5.3	50.0
1,2-Dichloroethane	Ave	0.3565	0.3659		1.00	0.0100	2.6	50.0
Benzene	Ave	1.163	1.181		1.00	0.0100	1.5	50.0
Trichloroethene	Ave	0.3026	0.3023		1.00	0.0100	-0.0	50.0
1,2-Dichloropropane	Ave	0.2675	0.2690		1.00	0.0100	0.6	20.0
Methylcyclohexane	Ave	0.4660	0.4913		1.00	0.0100	5.4	50.0
1,4-Dioxane	Qua		0.0010		50.0	0.500	-20.0	50.0
Dibromomethane	Ave	0.1525	0.1541		1.00	0.0100	1.0	50.0
Bromodichloromethane	Ave	0.3310	0.3305		1.00	0.0100	-0.2	50.0

FORM VII
GC/MS VOA CONTINUING CALIBRATION DATA

Lab Name: TestAmerica Canton Job No.: 240-28528-1

SDG No.:

Lab Sample ID: CCVIS 240-100845/2 Calibration Date: 09/10/2013 13:02

Instrument ID: A3UX10 Calib Start Date: 09/09/2013 09:55

GC Column: DB-624 ID: 0.18(mm) Calib End Date: 09/09/2013 11:44

Lab File ID: UXX5755.D Conc. Units: ng/uL Heated Purge: (Y/N) N

ANALYTE	CURVE TYPE	AVE RRF	RRF	MIN RRF	CALC AMOUNT	SPIKE AMOUNT	%D	MAX %D
2-Chloroethyl vinyl ether	Ave	0.1356	0.1436		10.0	0.0200	5.9	50.0
cis-1,3-Dichloropropene	Ave	0.3743	0.3741		1.00	0.0100	-0.0	50.0
4-Methyl-2-pentanone	Ave	0.1900	0.2019		10.0	0.0200	6.2	50.0
Toluene	Ave	1.769	1.753		1.00	0.0100	-0.9	20.0
trans-1,3-Dichloropropene	Ave	0.4739	0.4582		1.00	0.0100	-3.3	50.0
Ethyl methacrylate	Ave	0.4177	0.4313		1.00	0.0100	3.2	50.0
1,1,2-Trichloroethane	Ave	0.3193	0.3270		1.00	0.0100	2.4	50.0
1,3-Dichloropropane	Ave	0.5604	0.5689		1.00	0.0100	1.5	50.0
Tetrachloroethene	Ave	0.3488	0.3440		1.00	0.0100	-1.4	50.0
2-Hexanone	Ave	0.1819	0.1901		10.0	0.0200	4.5	50.0
Dibromochloromethane	Ave	0.3322	0.3425		1.00	0.0100	3.1	50.0
1,2-Dibromoethane	Ave	0.3070	0.3136		1.00	0.0100	2.2	50.0
Chlorobenzene	Ave	1.077	1.094	0.3000	1.00	0.0100	1.6	50.0
1,1,1,2-Tetrachloroethane	Ave	0.3663	0.3692		1.00	0.0100	0.8	50.0
Ethylbenzene	Ave	0.5782	0.5809		1.00	0.0100	0.5	20.0
m-Xylene & p-Xylene	Ave	0.7141	0.7439		2.00	0.0200	4.2	50.0
o-Xylene	Ave	0.6922	0.7106		1.00	0.0100	2.7	50.0
Styrene	Ave	1.036	1.077		1.00	0.0100	4.0	50.0
Bromoform	Ave	0.2033	0.2078	0.1000	1.00	0.0100	2.2	50.0
Isopropylbenzene	Ave	1.737	1.795		1.00	0.0100	3.3	50.0
1,1,2,2-Tetrachloroethane	Ave	0.7129	0.6911	0.3000	1.00	0.0100	-3.1	50.0
Bromobenzene	Ave	0.8014	0.7506		1.00	0.0100	-6.3	50.0
1,2,3-Trichloropropane	Ave	0.2232	0.2147		1.00	0.0100	-3.8	50.0
trans-1,4-Dichloro-2-butene	Ave	0.1533	0.1357		1.00	0.0100	-11.5	50.0
n-Propylbenzene	Ave	0.8658	0.8395		1.00	0.0100	-3.0	50.0
2-Chlorotoluene	Ave	0.7810	0.7339		1.00	0.0100	-6.0	50.0
1,3,5-Trimethylbenzene	Ave	2.459	2.453		1.00	0.0100	-0.2	50.0
4-Chlorotoluene	Ave	0.8218	0.7665		1.00	0.0100	-6.7	50.0
tert-Butylbenzene	Ave	2.141	2.339		1.00	0.0100	9.2	50.0
1,2,4-Trimethylbenzene	Ave	2.490	2.440		1.00	0.0100	-2.0	50.0
sec-Butylbenzene	Ave	2.933	2.928		1.00	0.0100	-0.2	50.0
1,3-Dichlorobenzene	Ave	1.525	1.463		1.00	0.0100	-4.1	50.0
p-Isopropyltoluene	Ave	2.450	2.476		1.00	0.0100	1.0	50.0
1,4-Dichlorobenzene	Ave	1.609	1.534		1.00	0.0100	-4.6	50.0
n-Butylbenzene	Ave	2.045	2.103		1.00	0.0100	2.8	50.0
1,2-Dichlorobenzene	Ave	1.413	1.398		1.00	0.0100	-1.1	50.0
1,2-Dibromo-3-Chloropropane	Ave	0.1106	0.1108		2.00	0.0100	0.3	50.0
1,3,5-Trichlorobenzene	Ave	0.9080	0.8910		1.00	0.0100	-1.9	50.0
1,2,4-Trichlorobenzene	Ave	0.8015	0.7521		1.00	0.0100	-6.2	50.0
Hexachlorobutadiene	Ave	0.2753	0.2510		1.00	0.0100	-8.8	50.0
Naphthalene	Ave	1.791	1.806		1.00	0.0100	0.8	50.0

FORM VII
GC/MS VOA CONTINUING CALIBRATION DATA

Lab Name: TestAmerica Canton Job No.: 240-28528-1

SDG No.:

Lab Sample ID: CCVIS 240-100845/2 Calibration Date: 09/10/2013 13:02

Instrument ID: A3UX10 Calib Start Date: 09/09/2013 09:55

GC Column: DB-624 ID: 0.18(mm) Calib End Date: 09/09/2013 11:44

Lab File ID: UXX5755.D Conc. Units: ng/uL Heated Purge: (Y/N) N

ANALYTE	CURVE TYPE	AVE RRF	RRF	MIN RRF	CALC AMOUNT	SPIKE AMOUNT	%D	MAX %D
1,2,3-Trichlorobenzene	Ave	0.7230	0.6999		1.00	0.0100	-3.2	50.0
Dibromofluoromethane (Surr)	Ave	0.2513	0.2085		0.00830	0.0100	-17.0	50.0
1,2-Dichloroethane-d4 (Surr)	Ave	0.3008	0.2419		0.00804	0.0100	-19.6	50.0
Toluene-d8 (Surr)	Ave	1.434	1.188		0.00829	0.0100	-17.1	50.0
4-Bromofluorobenzene (Surr)	Ave	0.4834	0.4461		0.00923	0.0100	-7.7	50.0

FORM VII
GC/MS VOA CONTINUING CALIBRATION DATA

Lab Name: TestAmerica Canton Job No.: 240-28528-1

SDG No.:

Lab Sample ID: CCV 240-100845/3 Calibration Date: 09/10/2013 13:24

Instrument ID: A3UX10 Calib Start Date: 05/28/2013 15:50

GC Column: DB-624 ID: 0.18(mm) Calib End Date: 05/28/2013 17:36

Lab File ID: UXX5756.D Conc. Units: ng/uL Heated Purge: (Y/N) N

ANALYTE	CURVE TYPE	AVE RRF	RRF	MIN RRF	CALC AMOUNT	SPIKE AMOUNT	%D	MAX %D
Dichlorofluoromethane	Ave	0.8393	0.4797		2.00	0.0100	-42.8	50.0
Ethyl ether	Ave	0.3039	0.2449		2.00	0.0100	-19.4	50.0
3-Chloro-1-propene	Ave	0.1630	0.1609		2.00	0.0100	-1.3	50.0
Diisopropyl ether	Ave	0.2610	0.2599		10.0	0.0500	-0.4	50.0
2-Chloro-1,3-butadiene	Ave	0.5008	0.4575		2.00	0.0100	-8.7	50.0
Ethyl-t-butyl ether (ETBE)	Ave	0.8473	0.7654		5.00	0.0100	-9.7 ✓	50.0
Ethyl acetate	Ave	0.1697	0.2020		4.00	0.0200	19.0	50.0
Propionitrile	Ave	0.0230	0.0247		4.00	0.0200	7.1	50.0
Methacrylonitrile	Ave	0.1263	0.1402		2.00	0.0100	11.0	50.0
Isobutyl alcohol	Ave	0.0072	0.0071		50.0	0.200	-1.0	50.0
Tert-amyl-methyl ether (TAME)	Ave	0.7397	0.6476		5.00	0.0100	-12.5 ✓	50.0
n-Heptane	Ave	0.0634	0.0666		1.00	0.0100	5.1	50.0
n-Butanol	Lin		0.0062		50.0	0.200	-6.0	50.0
Methyl methacrylate	Ave	0.1639	0.1808		2.00	0.0100	10.4	50.0
2-Nitropropane	Ave	0.0170	0.0440		2.00	0.0200	158.3*	50.0
Cyclohexanone	Ave	0.0815	0.0637		20.0	0.100	-21.9	50.0
1,2,3-Trimethylbenzene	Ave	2.437	2.372		0.00973	0.0100	-2.7 ✓	50.0
2-Methylnaphthalene	Ave	1.002	0.6359		5.00	0.0200	-36.5	50.0

FORM IV
GC/MS VOA METHOD BLANK SUMMARY

Lab Name: TestAmerica Canton Job No.: 240-28528-1

SDG No.:

Lab File ID: UXX5759.D Lab Sample ID: MB 240-100845/6

Matrix: Water Heated Purge:(Y/N) N

Instrument ID: A3UX10 Date Analyzed: 09/10/2013 14:29

GC Column: DB-624 ID: 0.18(mm)

THIS METHOD BLANK APPLIES TO THE FOLLOWING SAMPLES:

CLIENT SAMPLE ID	LAB SAMPLE ID	LAB FILE ID	DATE ANALYZED
	LCS 240-100845/4	UXX5757.D	09/10/2013 13:46
TB-082913	240-28528-15	UXX5764.D	09/10/2013 17:32
	240-28524-A-5 MS	UXX5780.D	09/10/2013 23:17
	240-28524-C-5 MSD	UXX5781.D	09/10/2013 23:38

FORM I
GC/MS VOA ORGANICS ANALYSIS DATA SHEET

Lab Name: TestAmerica Canton Job No.: 240-28528-1

SDG No.:

Client Sample ID: Lab Sample ID: MB 240-100845/6

Matrix: Water Lab File ID: UXX5759.D

Analysis Method: 8260B Date Collected:

Sample wt/vol: 5(mL) Date Analyzed: 09/10/2013 14:29

Soil Aliquot Vol: Dilution Factor: 1

Soil Extract Vol.: GC Column: DB-624 ID: 0.18(mm)

% Moisture: Level: (low/med) Low

Analysis Batch No.: 100845 Units: ug/L

CAS NO.	COMPOUND NAME	RESULT	Q	RL	MDL
630-20-6	1,1,1,2-Tetrachloroethane	1.0	U	1.0	0.23
71-55-6	1,1,1-Trichloroethane	1.0	U	1.0	0.22
79-34-5	1,1,2,2-Tetrachloroethane	1.0	U	1.0	0.18
76-13-1	1,1,2-Trichloro-1,2,2-trichfluoroeth ane	1.0	U	1.0	0.28
75-34-3	1,1-Dichloroethane	1.0	U	1.0	0.15
75-35-4	1,1-Dichloroethene	1.0	U	1.0	0.19
563-58-6	1,1-Dichloropropene	1.0	U	1.0	0.13
87-61-6	1,2,3-Trichlorobenzene	1.0	U	1.0	0.17
96-18-4	1,2,3-Trichloropropane	1.0	U	1.0	0.43
526-73-8	1,2,3-Trimethylbenzene	5.0	U	5.0	0.0059
120-82-1	1,2,4-Trichlorobenzene	1.0	U	1.0	0.15
95-63-6	1,2,4-Trimethylbenzene	1.0	U	1.0	0.12
96-12-8	1,2-Dibromo-3-Chloropropane	2.0	U	2.0	0.67
95-50-1	1,2-Dichlorobenzene	1.0	U	1.0	0.13
107-06-2	1,2-Dichloroethane	1.0	U	1.0	0.22
78-87-5	1,2-Dichloropropane	1.0	U	1.0	0.18
541-73-1	1,3-Dichlorobenzene	1.0	U	1.0	0.14
142-28-9	1,3-Dichloropropane	1.0	U	1.0	0.16
106-46-7	1,4-Dichlorobenzene	1.0	U	1.0	0.13
594-20-7	2,2-Dichloropropane	1.0	U	1.0	0.13
110-75-8	2-Chloroethyl vinyl ether	10	U	10	0.99
95-49-8	2-Chlorotoluene	1.0	U	1.0	0.11
591-78-6	2-Hexanone	10	U	10	0.41
106-43-4	4-Chlorotoluene	1.0	U	1.0	0.18
67-64-1	Acetone	3.40	J	10	1.1
71-43-2	Benzene	1.0	U	1.0	0.13
108-86-1	Bromobenzene	1.0	U	1.0	0.13
74-97-5	Bromochloromethane	1.0	U	1.0	0.29
75-25-2	Bromoform	1.0	U	1.0	0.64
74-83-9	Bromomethane	1.0	U	1.0	0.41
75-15-0	Carbon disulfide	1.0	U	1.0	0.13
56-23-5	Carbon tetrachloride	1.0	U	1.0	0.13
108-90-7	Chlorobenzene	1.0	U	1.0	0.15
75-00-3	Chloroethane	1.0	U	1.0	0.29
67-66-3	Chloroform	1.0	U	1.0	0.16

FORM I

GC/MS VOA ORGANICS ANALYSIS DATA SHEET

Lab Name: TestAmerica Canton Job No.: 240-28528-1

SDG No.:

Client Sample ID: Lab Sample ID: MB 240-100845/6

Matrix: Water Lab File ID: UXX5759.D

Analysis Method: 8260B Date Collected:

Sample wt/vol: 5(mL) Date Analyzed: 09/10/2013 14:29

Soil Aliquot Vol: Dilution Factor: 1

Soil Extract Vol.: GC Column: DB-624 ID: 0.18(mm)

% Moisture: Level: (low/med) Low

Analysis Batch No.: 100845 Units: ug/L

CAS NO.	COMPOUND NAME	RESULT	Q	RL	MDL
74-87-3	Chloromethane	1.0	U	1.0	0.30
156-59-2	cis-1,2-Dichloroethene	1.0	U	1.0	0.17
75-27-4	Bromodichloromethane	1.0	U	1.0	0.15
10061-01-5	cis-1,3-Dichloropropene	1.0	U	1.0	0.14
106-93-4	1,2-Dibromoethane	1.0	U	1.0	0.24
74-95-3	Dibromomethane	1.0	U	1.0	0.28
75-71-8	Dichlorodifluoromethane	1.0	U	1.0	0.31
108-20-3	Diisopropyl ether	10	U	10	1.5
100-41-4	Ethylbenzene	1.0	U	1.0	0.17
87-68-3	Hexachlorobutadiene	1.0	U	1.0	0.30
98-82-8	Isopropylbenzene	1.0	U	1.0	0.13
78-93-3	2-Butanone	10	U	10	0.57
108-10-1	4-Methyl-2-pentanone	10	U	10	0.32
179601-23-1	m-Xylene & p-Xylene	2.0	U	2.0	0.24
1634-04-4	Methyl tert-butyl ether	1.0	U	1.0	0.17
91-20-3	Naphthalene	1.0	U	1.0	0.24
104-51-8	n-Butylbenzene	1.0	U	1.0	0.12
75-09-2	Methylene Chloride	1.0	U	1.0	0.33
103-65-1	n-Propylbenzene	1.0	U	1.0	0.14
95-47-6	o-Xylene	1.0	U	1.0	0.14
99-87-6	p-Isopropyltoluene	1.0	U	1.0	0.12
637-92-3	Ethyl-t-butyl ether (ETBE)	5.0	U	5.0	0.11
135-98-8	sec-Butylbenzene	1.0	U	1.0	0.13
100-42-5	Styrene	1.0	U	1.0	0.11
994-05-8	Tert-amyl-methyl ether (TAME)	5.0	U	5.0	0.067
98-06-6	tert-Butylbenzene	1.0	U	1.0	0.13
127-18-4	Tetrachloroethene	1.0	U	1.0	0.29
108-88-3	Toluene	1.0	U	1.0	0.13
156-60-5	trans-1,2-Dichloroethene	1.0	U	1.0	0.19
10061-02-6	trans-1,3-Dichloropropene	1.0	U	1.0	0.19
79-01-6	Trichloroethene	1.0	U	1.0	0.17
75-69-4	Trichlorofluoromethane	1.0	U	1.0	0.21
75-65-0	tert-Butyl alcohol	50	U	50	3.9
108-05-4	Vinyl acetate	2.0	U	2.0	0.19
75-01-4	Vinyl chloride	1.0	U	1.0	0.22
124-48-1	Dibromochloromethane	1.0	U	1.0	0.18

FORM I
GC/MS VOA ORGANICS ANALYSIS DATA SHEET

Lab Name: TestAmerica Canton Job No.: 240-28528-1

SDG No.:

Client Sample ID: Lab Sample ID: MB 240-100845/6

Matrix: Water Lab File ID: UXX5759.D

Analysis Method: 8260B Date Collected:

Sample wt/vol: 5(mL) Date Analyzed: 09/10/2013 14:29

Soil Aliquot Vol: Dilution Factor: 1

Soil Extract Vol.: GC Column: DB-624 ID: 0.18(mm)

% Moisture: Level: (low/med) Low

Analysis Batch No.: 100845 Units: ug/L

CAS NO.	COMPOUND NAME	RESULT	Q	RL	MDL
1330-20-7	Xylenes, Total	2.0	U	2.0	0.14

CAS NO.	SURROGATE	%REC	Q	LIMITS
17060-07-0	1,2-Dichloroethane-d4 (Surr)	79		63-129
460-00-4	4-Bromofluorobenzene (Surr)	84		66-117
2037-26-5	Toluene-d8 (Surr)	81		74-115
1868-53-7	Dibromofluoromethane (Surr)	82		75-121

FORM III
GC/MS VOA LAB CONTROL SAMPLE RECOVERY

Lab Name: TestAmerica Canton Job No.: 240-28528-1

SDG No.:

Matrix: Water Level: Low Lab File ID: UXX5757.D

Lab ID: LCS 240-100845/4 Client ID:

COMPOUND	SPIKE ADDED (ug/L)	LCS CONCENTRATION (ug/L)	LCS % REC	QC LIMITS REC	#
1,1,1,2-Tetrachloroethane	10.0	9.46	95	72-116	
1,1,1-Trichloroethane	10.0	9.41	94	74-118	
1,1,2,2-Tetrachloroethane	10.0	9.42	94	68-118	
1,1,2-Trichloro-1,2,2-trichfluoroethane	10.0	11.3	113	74-151	
1,1-Dichloroethane	10.0	9.87	99	82-115	
1,1-Dichloroethene	10.0	10.2	102	78-131	
1,1-Dichloropropene	10.0	9.45	95	83-114	
1,2,3-Trichlorobenzene	10.0	9.36	94	54-126	
1,2,3-Trichloropropane	10.0	9.98	100	73-129	
1,2,3-Trimethylbenzene	10.0	10.3	103	70-130	
1,2,4-Trichlorobenzene	10.0	9.32	93	48-135	
1,2,4-Trimethylbenzene	10.0	9.96	100	76-120	
1,2-Dibromo-3-Chloropropane	10.0	9.47	95	42-136	
1,2-Dichlorobenzene	10.0	9.83	98	81-110	
1,2-Dichloroethane	10.0	9.87	99	71-127	
1,2-Dichloropropane	10.0	9.66	97	81-115	
1,3-Dichlorobenzene	10.0	9.57	96	80-110	
1,3-Dichloropropane	10.0	10.1	101	79-116	
1,4-Dichlorobenzene	10.0	9.50	95	82-110	
2,2-Dichloropropane	10.0	8.71	87	50-129	
2-Chloroethyl vinyl ether	10.0	9.83 J	98	52-131	
2-Chlorotoluene	10.0	9.60	96	76-116	
2-Hexanone	20.0	20.0	100	55-133	
4-Chlorotoluene	10.0	9.45	95	77-115	
Acetone	20.0	16.4	82	43-136	
Benzene	10.0	9.88	99	83-112	
Bromobenzene	10.0	9.64	96	76-115	
Bromochloromethane	10.0	9.64	96	77-120	
Bromoform	10.0	9.04	90	40-131	
Bromomethane	10.0	8.02	80	11-185	
Carbon disulfide	10.0	9.55	95	62-142	
Carbon tetrachloride	10.0	9.82	98	66-128	
Chlorobenzene	10.0	9.74	97	85-110	
Chloroethane	10.0	8.74	87	25-153	
Chloroform	10.0	9.81	98	79-117	
Chloromethane	10.0	8.24	82	44-126	
cis-1,2-Dichloroethene	10.0	9.81	98	80-113	
Bromodichloromethane	10.0	10.0	100	72-121	
cis-1,3-Dichloropropene	10.0	9.60	96	61-115	
1,2-Dibromoethane	10.0	9.72	97	79-113	
Dibromomethane	10.0	9.85	99	81-120	

Column to be used to flag recovery and RPD values

FORM III 8260B

FORM III
GC/MS VOA LAB CONTROL SAMPLE RECOVERY

Lab Name: TestAmerica Canton Job No.: 240-28528-1

SDG No.:

Matrix: Water Level: Low Lab File ID: UXX5757.D

Lab ID: LCS 240-100845/4 Client ID:

COMPOUND	SPIKE ADDED (ug/L)	LCS CONCENTRATION (ug/L)	LCS % REC	QC LIMITS REC	#
Dichlorodifluoromethane	10.0	7.82	78	19-129	
Diisopropyl ether	10.0	9.72 J	97	77-118	
Ethylbenzene	10.0	9.81	98	83-112	
Hexachlorobutadiene	10.0	8.70	87	36-134	
Isopropylbenzene	10.0	9.94	99	75-114	
2-Butanone	20.0	17.1	85	60-126	
4-Methyl-2-pentanone	20.0	21.3	106	63-128	
m-Xylene & p-Xylene	20.0	20.1	100	83-113	
Methyl tert-butyl ether	10.0	9.25	92	52-144	
Naphthalene	10.0	9.67	97	32-141	
n-Butylbenzene	10.0	10.4	104	66-125	
Methylene Chloride	10.0	9.28	93	66-131	
n-Propylbenzene	10.0	10.1	101	74-121	
o-Xylene	10.0	9.75	97	83-113	
p-Isopropyltoluene	10.0	10.4	104	74-120	
sec-Butylbenzene	10.0	9.87	99	70-117	
Styrene	10.0	10.8	108	79-114	
tert-Butylbenzene	10.0	9.68	97	71-115	
Tetrachloroethene	10.0	9.67	97	79-114	
Toluene	10.0	9.66	97	84-111	
trans-1,2-Dichloroethene	10.0	9.51	95	83-117	
trans-1,3-Dichloropropene	10.0	8.85	88	58-117	
Trichloroethene	10.0	10.0	100	76-117	
Trichlorofluoromethane	10.0	7.88	79	49-157	
tert-Butyl alcohol	200	163	81	70-130	
Vinyl acetate	10.0	8.01	80	46-161	
Vinyl chloride	10.0	8.72	87	53-127	
Dibromochloromethane	10.0	9.51	95	64-119	
Xylenes, Total	30.0	29.9	100	83-112	

Column to be used to flag recovery and RPD values

FORM III 8260B

FORM III
GC/MS VOA MATRIX SPIKE RECOVERY

Lab Name: TestAmerica Canton Job No.: 240-28528-1

SDG No.:

Matrix: Water Level: Low Lab File ID: UXX5780.D

Lab ID: 240-28524-A-5 MS not sample in SDG Client ID:

COMPOUND	SPIKE ADDED (ug/L)	SAMPLE CONCENTRATION (ug/L)	MS CONCENTRATION (ug/L)	MS % REC	QC LIMITS REC	#
1,1,1-Trichloroethane	10.0	1.0 U	9.69	97	68-121	
1,1,2,2-Tetrachloroethane	10.0	1.0 U	9.50	95	63-122	
1,1,2-Trichloro-1,2,2-trichfluoroethane	10.0	1.0 U	10.6	106	70-152	
1,1-Dichloroethane	10.0	1.0 U	10.2	102	79-116	
1,1-Dichloroethene	10.0	1.0 U	10.3	103	74-135	
1,2,4-Trichlorobenzene	10.0	1.0 U	8.94	89	38-138	
1,2-Dibromo-3-Chloropropane	10.0	2.0 U	9.25	92	32-139	
1,2-Dichlorobenzene	10.0	1.0 U	9.86	99	75-111	
1,2-Dichloroethane	10.0	1.0 U	10.9	109	68-129	
1,2-Dichloropropane	10.0	1.0 U	10.0	100	78-115	
1,3-Dichlorobenzene	10.0	1.0 U	9.48	95	73-110	
1,4-Dichlorobenzene	10.0	1.0 U	9.39	94	75-110	
2-Hexanone	20.0	10 U	20.8	104	47-139	
Acetone	20.0	4.0 J	18.2	71	33-145	
Benzene	10.0	1.0 U	10.5	105	72-121	
Bromoform	10.0	1.0 U	9.17	92	32-128	
Bromomethane	10.0	1.0 U	9.17	92	10-186	
Carbon disulfide	10.0	1.0 U	10.1	101	57-147	
Carbon tetrachloride	10.0	1.0 U	9.77	98	59-129	
Chlorobenzene	10.0	1.0 U	10.1	101	80-110	
Chloroethane	10.0	1.0 U	9.35	94	21-165	
Chloroform	10.0	1.0 U	10.4	104	76-118	
Chloromethane	10.0	1.0 U	9.25	92	33-132	
cis-1,2-Dichloroethene	10.0	1.0 U	10.3	103	70-120	
Bromodichloromethane	10.0	1.0 U	10.5	105	67-120	
cis-1,3-Dichloropropene	10.0	1.0 U	9.30	93	51-110	
1,2-Dibromoethane	10.0	1.0 U	10.3	103	74-113	
Dichlorodifluoromethane	10.0	1.0 U	7.10	71	17-128	
Ethylbenzene	10.0	1.0 U	10.3	103	75-116	
Isopropylbenzene	10.0	1.0 U	10.4	104	68-116	
2-Butanone	20.0	10 U	18.5	92	54-129	
4-Methyl-2-pentanone	20.0	10 U	22.0	110	56-131	
m-Xylene & p-Xylene	20.0	2.0 U	21.1	105	75-117	
Methyl tert-butyl ether	10.0	1.0 U	9.20	92	46-144	
Methylene Chloride	10.0	1.0 U	8.78	88	63-128	
o-Xylene	10.0	1.0 U	10.4	104	76-116	
Styrene	10.0	1.0 U	11.4	114	71-117	
Tetrachloroethene	10.0	1.0 U	9.69	97	70-117	
Toluene	10.0	1.0 U	10.0	100	78-114	
trans-1,2-Dichloroethene	10.0	1.0 U	9.88	99	80-119	
trans-1,3-Dichloropropene	10.0	1.0 U	9.24	92	46-116	

Column to be used to flag recovery and RPD values

FORM III 8260B

FORM III
GC/MS VOA MATRIX SPIKE RECOVERY

Lab Name: TestAmerica Canton Job No.: 240-28528-1

SDG No.:

Matrix: Water Level: Low Lab File ID: UXX5780.D

Lab ID: 240-28524-A-5 MS Client ID:

COMPOUND	SPIKE ADDED (ug/L)	SAMPLE CONCENTRATION (ug/L)	MS CONCENTRATION (ug/L)	MS % REC	QC LIMITS REC	#
Trichloroethene	10.0	1.0 U	10.1	101	66-120	
Trichlorofluoromethane	10.0	1.0 U	8.19	82	46-157	
Vinyl chloride	10.0	1.0 U	8.96	90	49-130	
Dibromochloromethane	10.0	1.0 U	9.86	99	56-118	
Xylenes, Total	30.0	2.0 U	31.5	105	76-116	

Column to be used to flag recovery and RPD values

FORM III 8260B

FORM III
GC/MS VOA MATRIX SPIKE DUPLICATE RECOVERY

Lab Name: TestAmerica Canton Job No.: 240-28528-1

SDG No.:

Matrix: Water Level: Low Lab File ID: UXX5781.D

Lab ID: 240-28524-C-5 MSD not Sample in SDG Client ID:

COMPOUND	SPIKE ADDED (ug/L)	MSD CONCENTRATION (ug/L)	MSD % REC	% RPD	QC LIMITS RPD	QC LIMITS REC	#
1,1,1-Trichloroethane	10.0	9.54	95	2	30	68-121	
1,1,2,2-Tetrachloroethane	10.0	7.72	77	21	30	63-122	
1,1,2-Trichloro-1,2,2-trichfluoroethane	10.0	9.89	99	7	30	70-152	
1,1-Dichloroethane	10.0	9.89	99	3	30	79-116	
1,1-Dichloroethene	10.0	9.79	98	5	30	74-135	
1,2,4-Trichlorobenzene	10.0	8.72	87	3	30	38-138	
1,2-Dibromo-3-Chloropropane	10.0	7.12	71	26	30	32-139	
1,2-Dichlorobenzene	10.0	9.15	92	7	30	75-111	
1,2-Dichloroethane	10.0	9.85	99	10	30	68-129	
1,2-Dichloropropane	10.0	9.65	96	4	30	78-115	
1,3-Dichlorobenzene	10.0	8.78	88	8	30	73-110	
1,4-Dichlorobenzene	10.0	8.64	86	8	30	75-110	
2-Hexanone	20.0	15.4	77	30	30	47-139	
Acetone	20.0	14.4	52	24	30	33-145	
Benzene	10.0	9.95	100	5	30	72-121	
Bromoform	10.0	7.51	75	20	30	32-128	
Bromomethane	10.0	8.37	84	9	30	10-186	
Carbon disulfide	10.0	10.0	100	1	30	57-147	
Carbon tetrachloride	10.0	9.42	94	4	30	59-129	
Chlorobenzene	10.0	9.30	93	8	30	80-110	
Chloroethane	10.0	9.29	93	1	30	21-165	
Chloroform	10.0	9.77	98	6	30	76-118	
Chloromethane	10.0	8.29	83	11	30	33-132	
cis-1,2-Dichloroethene	10.0	9.87	99	5	30	70-120	
Bromodichloromethane	10.0	9.83	98	6	30	67-120	
cis-1,3-Dichloropropene	10.0	8.63	86	7	30	51-110	
1,2-Dibromoethane	10.0	8.66	87	17	30	74-113	
Dichlorodifluoromethane	10.0	7.09	71	0	30	17-128	
Ethylbenzene	10.0	9.08	91	13	30	75-116	
Isopropylbenzene	10.0	9.02	90	14	30	68-116	
2-Butanone	20.0	13.1	65	34	30	54-129	F
4-Methyl-2-pentanone	20.0	16.6	83	28	30	56-131	
m-Xylene & p-Xylene	20.0	18.6	93	13	30	75-117	
Methyl tert-butyl ether	10.0	8.46	85	8	30	46-144	
Methylene Chloride	10.0	8.57	86	2	30	63-128	
o-Xylene	10.0	9.39	94	10	30	76-116	
Styrene	10.0	10.3	103	10	30	71-117	
Tetrachloroethene	10.0	8.83	88	9	30	70-117	
Toluene	10.0	9.13	91	9	30	78-114	
trans-1,2-Dichloroethene	10.0	9.47	95	4	30	80-119	
trans-1,3-Dichloropropene	10.0	8.02	80	14	30	46-116	

Column to be used to flag recovery and RPD values

FORM III 8260B

FORM III
GC/MS VOA MATRIX SPIKE DUPLICATE RECOVERY

Lab Name: TestAmerica Canton Job No.: 240-28528-1

SDG No.:

Matrix: Water Level: Low Lab File ID: UXX5781.D

Lab ID: 240-28524-C-5 MSD Client ID:

COMPOUND	SPIKE ADDED (ug/L)	MSD CONCENTRATION (ug/L)	MSD % REC	% RPD	QC LIMITS RPD	QC LIMITS REC	#
Trichloroethene	10.0	9.53	95	5	30	66-120	
Trichlorofluoromethane	10.0	8.54	85	4	30	46-157	
Vinyl chloride	10.0	8.76	88	2	30	49-130	
Dibromochloromethane	10.0	8.65	87	13	30	56-118	
Xylenes, Total	30.0	28.0	93	12	30	76-116	

Column to be used to flag recovery and RPD values

FORM III 8260B

FORM II
GC/MS SEMI VOA SURROGATE RECOVERY

Lab Name: TestAmerica Canton Job No.: 240-28528-1

SDG No.:

Matrix: Solid Level: Low

GC Column (1): RXI-5SILMS ID: 0.45 (mm)

Client Sample ID	Lab Sample ID	2FP #	PHL #	NBZ #	FBP #	TBP #	TPH #
DR-SB-219-02-04	240-28528-1	71	67	58	68	66	97
DR-SB-219-08-10	240-28528-2	66	62	56	64	58	102
DR-SB-220-02-04	240-28528-3	52	53	44	58	60	84
DR-SB-220-04-06	240-28528-4	63	62	54	66	71	101
DR-SB-221-04-06	240-28528-5	47	51	38	53	69	83
DR-SB-221-08-10	240-28528-6	45	43	47	58	71	91
DR-SB-222-02-04	240-28528-7	53	52	45	55	75	98
DR-SB-222-08-10	240-28528-8	64	61	57	67	65	98
DR-SB-223-04-06	240-28528-9	60	59	50	60	68	92
DR-SB-223-06-08	240-28528-10	63	62	59	57	55	77
DR-SB-224-02-04	240-28528-11	60	60	58	58	64	82
DR-SB-224-06-08	240-28528-12	79	79	73	74	66	98
DR-SB-225-02-04	240-28528-13	54	56	54	54	39	78
DR-SB-225-04-06	240-28528-14	59	58	55	52	63	88
	MB 240-100647/23-A	56	54	52	54	30	87
	MB 240-100978/4-A	59	57	56	56	40	77
	LCS 240-100647/24-A	73	69	65	68	68	96
	LCS 240-100978/5-A	67	67	64	63	54	83
	240-28176-H-10-J MS RE	70	67	63	66	57	92
	240-28679-H-2-E MS	57	55	57	54	55	74
	240-28176-H-10-K MSD RE	71	72	64	72	62	98
	240-28679-H-2-F MSD	57	62	55	58	62	89

	QC LIMITS
2FP = 2-Fluorophenol (Surr)	24-110
PHL = Phenol-d5 (Surr)	26-110
NBZ = Nitrobenzene-d5 (Surr)	20-110
FBP = 2-Fluorobiphenyl (Surr)	24-110
TBP = 2,4,6-Tribromophenol (Surr)	10-110
TPH = Terphenyl-d14 (Surr)	36-110

Column to be used to flag recovery values

FORM II 8270D

FORM VIII

GC/MS SEMI VOA INTERNAL STANDARD AREA AND RETENTION TIME SUMMARY

Lab Name: TestAmerica Canton Job No.: 240-28528-1

SDG No.:

Sample No.: STD6 240-101294/5 Date Analyzed: 09/13/2013 09:07

Instrument ID: A4AG2 GC Column: RXI-5SILMS ID: 0.45(mm)

Lab File ID (Standard): 0913005.D Heated Purge: (Y/N) N

Calibration ID: 17426

		DCB		NPT		ANT	
		AREA #	RT #	AREA #	RT #	AREA #	RT #
INITIAL CALIBRATION MID-POINT		212011	5.89	859611	7.00	513945	8.50
UPPER LIMIT		424022	6.39	1719222	7.50	1027890	9.00
LOWER LIMIT		106006	5.39	429806	6.50	256973	8.00
LAB SAMPLE ID	CLIENT SAMPLE ID						
ICV 240-101294/11		223099	5.89	897575	7.00	530517	8.50
STD6 240-101456/2 CCVIS		167469	5.89	656683	7.00	382564	8.50
STD6 240-101508/2 CCVIS		175027	5.88	710988	6.99	425994	8.48

DCB = 1,4-Dichlorobenzene-d4
NPT = Naphthalene-d8
ANT = Acenaphthene-d10

Area Limit = 50%-200% of internal standard area
RT Limit = ± 0.5 minutes of internal standard RT

Column used to flag values outside QC limits

FORM VIII 8270D

FORM VIII

GC/MS SEMI VOA INTERNAL STANDARD AREA AND RETENTION TIME SUMMARY

Lab Name: TestAmerica Canton Job No.: 240-28528-1

SDG No.:

Sample No.: STD6 240-101294/5 Date Analyzed: 09/13/2013 09:07

Instrument ID: A4AG2 GC Column: RXI-5SILMS ID: 0.45(mm)

Lab File ID (Standard): 0913005.D Heated Purge: (Y/N) N

Calibration ID: 17426

		PHN		CRY		PRY	
		AREA #	RT #	AREA #	RT #	AREA #	RT #
INITIAL CALIBRATION MID-POINT		826632	9.76	870971	12.29	770901	14.34
UPPER LIMIT		1653264	10.26	1741942	12.79	1541802	14.84
LOWER LIMIT		413316	9.26	435486	11.79	385451	13.84
LAB SAMPLE ID	CLIENT SAMPLE ID						
ICV 240-101294/11		864894	9.76	908749	12.29	787622	14.34
STD6 240-101456/2 CCVIS		616278	9.76	625647	12.29	561426	14.33
STD6 240-101508/2 CCVIS		693395	9.75	704756	12.27	608379	14.30

PHN = Phenanthrene-d10
CRY = Chrysene-d12
PRY = Perylene-d12

Area Limit = 50%-200% of internal standard area
RT Limit = ± 0.5 minutes of internal standard RT

Column used to flag values outside QC limits

FORM VIII 8270D

FORM VIII

GC/MS SEMI VOA INTERNAL STANDARD AREA AND RETENTION TIME SUMMARY

Lab Name: TestAmerica Canton Job No.: 240-28528-1

SDG No.:

Sample No.: STD6 240-101456/2 Date Analyzed: 09/14/2013 10:08

Instrument ID: A4AG2 GC Column: RXI-5SILMS ID: 0.45(mm)

Lab File ID (Standard): 0914002.D Heated Purge: (Y/N) N

Calibration ID: 17430

		DCB		NPT		ANT	
		AREA #	RT #	AREA #	RT #	AREA #	RT #
12/24 HOUR STD		167469	5.89	656683	7.00	382564	8.50
UPPER LIMIT		334938	6.39	1313366	7.50	765128	9.00
LOWER LIMIT		83735	5.39	328342	6.50	191282	8.00
LAB SAMPLE ID	CLIENT SAMPLE ID						
STD6 240-101456/3 CCV		177510	5.89	686357	7.00	400289	8.49
240-28528-10	DR-SB-223-06-08	184541	5.88	731701	7.00	441655	8.49
240-28528-12	DR-SB-224-06-08	170198	5.89	698408	7.00	403011	8.49
240-28528-13	DR-SB-225-02-04	188884	5.89	746640	7.00	435997	8.49
240-28528-14	DR-SB-225-04-06	194212	5.89	770982	7.00	459866	8.49
240-28679-H-2-E MS		194826	5.88	773975	7.00	456926	8.49
240-28679-H-2-F MSD		189094	5.88	747026	7.00	444322	8.49

DCB = 1,4-Dichlorobenzene-d4
NPT = Naphthalene-d8
ANT = Acenaphthene-d10

Area Limit = 50%-200% of internal standard area
RT Limit = ± 0.5 minutes of internal standard RT

Column used to flag values outside QC limits

FORM VIII 8270D

FORM VIII

GC/MS SEMI VOA INTERNAL STANDARD AREA AND RETENTION TIME SUMMARY

Lab Name: TestAmerica Canton Job No.: 240-28528-1

SDG No.:

Sample No.: STD6 240-101456/2 Date Analyzed: 09/14/2013 10:08

Instrument ID: A4AG2 GC Column: RXI-5SILMS ID: 0.45(mm)

Lab File ID (Standard): 0914002.D Heated Purge: (Y/N) N

Calibration ID: 17430

		PHN		CRY		PRY	
		AREA #	RT #	AREA #	RT #	AREA #	RT #
12/24 HOUR STD		616278	9.76	625647	12.29	561426	14.33
UPPER LIMIT		1232556	10.26	1251294	12.79	1122852	14.83
LOWER LIMIT		308139	9.26	312824	11.79	280713	13.83
LAB SAMPLE ID	CLIENT SAMPLE ID						
STD6 240-101456/3 CCV		636722	9.76	629934	12.28	565075	14.32
240-28528-10	DR-SB-223-06-08	708691	9.75	712872	12.28	606853	14.32
240-28528-12	DR-SB-224-06-08	657949	9.75	659459	12.28	555531	14.32
240-28528-13	DR-SB-225-02-04	709074	9.75	708011	12.28	616072	14.32
240-28528-14	DR-SB-225-04-06	731626	9.75	732611	12.28	641342	14.32
240-28679-H-2-E MS		744372	9.75	730380	12.28	619351	14.32
240-28679-H-2-F MSD		706738	9.75	721352	12.28	586629	14.32

PHN = Phenanthrene-d10
CRY = Chrysene-d12
PRY = Perylene-d12

Area Limit = 50%-200% of internal standard area
RT Limit = ± 0.5 minutes of internal standard RT

Column used to flag values outside QC limits

FORM VIII 8270D

FORM VIII

GC/MS SEMI VOA INTERNAL STANDARD AREA AND RETENTION TIME SUMMARY

Lab Name: TestAmerica Canton Job No.: 240-28528-1

SDG No.:

Sample No.: STD6 240-101508/2 Date Analyzed: 09/16/2013 08:07

Instrument ID: A4AG2 GC Column: RXI-5SILMS ID: 0.45(mm)

Lab File ID (Standard): 0916002.D Heated Purge: (Y/N) N

Calibration ID: 17430

		DCB		NPT		ANT	
		AREA #	RT #	AREA #	RT #	AREA #	RT #
12/24 HOUR STD		175027	5.88	710988	6.99	425994	8.48
UPPER LIMIT		350054	6.38	1421976	7.49	851988	8.98
LOWER LIMIT		87514	5.38	355494	6.49	212997	7.98
LAB SAMPLE ID	CLIENT SAMPLE ID						
STD6 240-101508/3 CCV		175228	5.87	713709	6.99	410700	8.48
MB 240-100978/4-A		172575	5.87	720787	6.99	425975	8.48
LCS 240-100978/5-A		166608	5.87	691241	6.99	418067	8.48
240-28528-11	DR-SB-224-02-04	192860	5.87	772392	6.99	460176	8.48

DCB = 1,4-Dichlorobenzene-d4
NPT = Naphthalene-d8
ANT = Acenaphthene-d10

Area Limit = 50%-200% of internal standard area
RT Limit = ± 0.5 minutes of internal standard RT

Column used to flag values outside QC limits

FORM VIII 8270D

FORM VIII

GC/MS SEMI VOA INTERNAL STANDARD AREA AND RETENTION TIME SUMMARY

Lab Name: TestAmerica Canton Job No.: 240-28528-1

SDG No.:

Sample No.: STD6 240-101508/2 Date Analyzed: 09/16/2013 08:07

Instrument ID: A4AG2 GC Column: RXI-5SILMS ID: 0.45(mm)

Lab File ID (Standard): 0916002.D Heated Purge: (Y/N) N

Calibration ID: 17430

		PHN		CRY		PRY	
		AREA #	RT #	AREA #	RT #	AREA #	RT #
12/24 HOUR STD		693395	9.75	704756	12.27	608379	14.30
UPPER LIMIT		1386790	10.25	1409512	12.77	1216758	14.80
LOWER LIMIT		346698	9.25	352378	11.77	304190	13.80
LAB SAMPLE ID	CLIENT SAMPLE ID						
STD6 240-101508/3 CCV		669282	9.75	663996	12.27	573640	14.30
MB 240-100978/4-A		694206	9.75	676334	12.27	551497	14.30
LCS 240-100978/5-A		679642	9.75	688439	12.27	591282	14.30
240-28528-11	DR-SB-224-02-04	762020	9.75	771662	12.27	622678	14.30

PHN = Phenanthrene-d10
CRY = Chrysene-d12
PRY = Perylene-d12

Area Limit = 50%-200% of internal standard area
RT Limit = ± 0.5 minutes of internal standard RT

Column used to flag values outside QC limits

FORM VIII 8270D

FORM VIII

GC/MS SEMI VOA INTERNAL STANDARD AREA AND RETENTION TIME SUMMARY

Lab Name: TestAmerica Canton Job No.: 240-28528-1

SDG No.:

Sample No.: STD6 240-100302/10 Date Analyzed: 09/05/2013 19:11

Instrument ID: A4HP7 GC Column: RXI-5SILMS ID: 0.45(mm)

Lab File ID (Standard): 30905010.D Heated Purge: (Y/N) N

Calibration ID: 17254

		DCB		NPT		ANT	
		AREA #	RT #	AREA #	RT #	AREA #	RT #
INITIAL CALIBRATION MID-POINT		292234	6.22	1223720	7.33	745016	8.83
UPPER LIMIT		584468	6.72	2447440	7.83	1490032	9.33
LOWER LIMIT		146117	5.72	611860	6.83	372508	8.33
LAB SAMPLE ID	CLIENT SAMPLE ID						
ICV 240-100302/11		249818	6.22	1038836	7.33	612033	8.84
CCV 240-100975/2 CCVIS		229172	6.18	926376	7.32	552272	8.83
CCV 240-101546/2 CCVIS		198813	6.13	807548	7.27	485205	8.78

DCB = 1,4-Dichlorobenzene-d4
NPT = Naphthalene-d8
ANT = Acenaphthene-d10

Area Limit = 50%-200% of internal standard area
RT Limit = ± 0.5 minutes of internal standard RT

Column used to flag values outside QC limits

FORM VIII 8270D

FORM VIII

GC/MS SEMI VOA INTERNAL STANDARD AREA AND RETENTION TIME SUMMARY

Lab Name: TestAmerica Canton Job No.: 240-28528-1

SDG No.:

Sample No.: STD6 240-100302/10 Date Analyzed: 09/05/2013 19:11

Instrument ID: A4HP7 GC Column: RXI-5SILMS ID: 0.45(mm)

Lab File ID (Standard): 30905010.D Heated Purge: (Y/N) N

Calibration ID: 17254

		PHN		CRY		PRY	
		AREA #	RT #	AREA #	RT #	AREA #	RT #
INITIAL CALIBRATION MID-POINT		1260524	10.10	1443215	12.82	1266035	15.02
UPPER LIMIT		2521048	10.60	2886430	13.32	2532070	15.52
LOWER LIMIT		630262	9.60	721608	12.32	633018	14.52
LAB SAMPLE ID	CLIENT SAMPLE ID						
ICV 240-100302/11		1017520	10.10	1185617	12.82	1033040	15.01
CCV 240-100975/2 CCVIS		956889	10.08	1089600	12.77	959275	14.95
CCV 240-101546/2 CCVIS		829505	10.05	967504	12.73	863013	14.90

PHN = Phenanthrene-d10
CRY = Chrysene-d12
PRY = Perylene-d12

Area Limit = 50%-200% of internal standard area
RT Limit = ± 0.5 minutes of internal standard RT

Column used to flag values outside QC limits

FORM VIII 8270D

FORM VIII

GC/MS SEMI VOA INTERNAL STANDARD AREA AND RETENTION TIME SUMMARY

Lab Name: TestAmerica Canton Job No.: 240-28528-1

SDG No.:

Sample No.: CCV 240-100975/2 Date Analyzed: 09/11/2013 09:24

Instrument ID: A4HP7 GC Column: RXI-5SILMS ID: 0.45(mm)

Lab File ID (Standard): 30911002.D Heated Purge: (Y/N) N

Calibration ID: 17262

		DCB		NPT		ANT	
		AREA #	RT #	AREA #	RT #	AREA #	RT #
12/24 HOUR STD		229172	6.18	926376	7.32	552272	8.83
UPPER LIMIT		458344	6.68	1852752	7.82	1104544	9.33
LOWER LIMIT		114586	5.68	463188	6.82	276136	8.33
LAB SAMPLE ID	CLIENT SAMPLE ID						
MB 240-100647/23-A		186636	6.19	751234	7.32	466648	8.82
LCS 240-100647/24-A		191190	6.18	778025	7.32	482799	8.82
240-28176-H-10-J MS RE		181353	6.18	746316	7.31	463325	8.82
240-28176-H-10-K MSD RE		193866	6.18	806245	7.31	508212	8.82

DCB = 1,4-Dichlorobenzene-d4
NPT = Naphthalene-d8
ANT = Acenaphthene-d10

Area Limit = 50%-200% of internal standard area
RT Limit = ± 0.5 minutes of internal standard RT

Column used to flag values outside QC limits

FORM VIII 8270D

FORM VIII

GC/MS SEMI VOA INTERNAL STANDARD AREA AND RETENTION TIME SUMMARY

Lab Name: TestAmerica Canton Job No.: 240-28528-1

SDG No.:

Sample No.: CCV 240-100975/2 Date Analyzed: 09/11/2013 09:24

Instrument ID: A4HP7 GC Column: RXI-5SILMS ID: 0.45(mm)

Lab File ID (Standard): 30911002.D Heated Purge: (Y/N) N

Calibration ID: 17262

		PHN		CRY		PRY	
		AREA #	RT #	AREA #	RT #	AREA #	RT #
12/24 HOUR STD		956889	10.08	1089600	12.77	959275	14.95
UPPER LIMIT		1913778	10.58	2179200	13.27	1918550	15.45
LOWER LIMIT		478445	9.58	544800	12.27	479638	14.45
LAB SAMPLE ID	CLIENT SAMPLE ID						
MB 240-100647/23-A		811444	10.08	866070	12.76	773759	14.95
LCS 240-100647/24-A		843327	10.08	917701	12.77	816750	14.95
240-28176-H-10-J MS RE		794991	10.08	922416	12.76	883713	14.95
240-28176-H-10-K MSD RE		868374	10.08	1019304	12.77	1005599	14.95

PHN = Phenanthrene-d10
CRY = Chrysene-d12
PRY = Perylene-d12

Area Limit = 50%-200% of internal standard area
RT Limit = ± 0.5 minutes of internal standard RT

Column used to flag values outside QC limits

FORM VIII 8270D

FORM VIII

GC/MS SEMI VOA INTERNAL STANDARD AREA AND RETENTION TIME SUMMARY

Lab Name: TestAmerica Canton Job No.: 240-28528-1

SDG No.:

Sample No.: CCV 240-101546/2 Date Analyzed: 09/16/2013 09:45

Instrument ID: A4HP7 GC Column: RXI-5SILMS ID: 0.45(mm)

Lab File ID (Standard): 30916002.D Heated Purge: (Y/N) N

Calibration ID: 17262

		DCB		NPT		ANT	
		AREA #	RT #	AREA #	RT #	AREA #	RT #
12/24 HOUR STD		198813	6.13	807548	7.27	485205	8.78
UPPER LIMIT		397626	6.63	1615096	7.77	970410	9.28
LOWER LIMIT		99407	5.63	403774	6.77	242603	8.28
LAB SAMPLE ID	CLIENT SAMPLE ID						
240-28528-6	DR-SB-221-08-10	209574	6.13	709066	7.26	410098	8.78
240-28528-7	DR-SB-222-02-04	171311	6.13	697111	7.26	441395	8.78
240-28528-8	DR-SB-222-08-10	178083	6.13	688609	7.26	429247	8.78
240-28528-2	DR-SB-219-08-10	165287	6.13	658847	7.26	412972	8.78
240-28528-1	DR-SB-219-02-04	168260	6.13	689037	7.26	429504	8.78
240-28528-3	DR-SB-220-02-04	169033	6.13	684921	7.26	416097	8.78
240-28528-5	DR-SB-221-04-06	173182	6.13	688208	7.26	450347	8.78
240-28528-4	DR-SB-220-04-06	184570	6.13	725328	7.26	451623	8.78
240-28528-9	DR-SB-223-04-06	179339	6.13	728114	7.26	459183	8.78

DCB = 1,4-Dichlorobenzene-d4
NPT = Naphthalene-d8
ANT = Acenaphthene-d10

Area Limit = 50%-200% of internal standard area
RT Limit = ± 0.5 minutes of internal standard RT

Column used to flag values outside QC limits

FORM VIII 8270D

FORM VIII

GC/MS SEMI VOA INTERNAL STANDARD AREA AND RETENTION TIME SUMMARY

Lab Name: TestAmerica Canton Job No.: 240-28528-1

SDG No.:

Sample No.: CCV 240-101546/2 Date Analyzed: 09/16/2013 09:45

Instrument ID: A4HP7 GC Column: RXI-5SILMS ID: 0.45(mm)

Lab File ID (Standard): 30916002.D Heated Purge: (Y/N) N

Calibration ID: 17262

		PHN		CRY		PRY	
		AREA #	RT #	AREA #	RT #	AREA #	RT #
12/24 HOUR STD		829505	10.05	967504	12.73	863013	14.90
UPPER LIMIT		1659010	10.55	1935008	13.23	1726026	15.40
LOWER LIMIT		414753	9.55	483752	12.23	431507	14.40
LAB SAMPLE ID	CLIENT SAMPLE ID						
240-28528-6	DR-SB-221-08-10	697088	10.05	789141	12.73	696861	14.90
240-28528-7	DR-SB-222-02-04	762518	10.05	858076	12.73	751297	14.90
240-28528-8	DR-SB-222-08-10	738600	10.05	840219	12.73	772638	14.90
240-28528-2	DR-SB-219-08-10	721781	10.05	812133	12.72	731745	14.90
240-28528-1	DR-SB-219-02-04	734242	10.05	836114	12.72	762207	14.90
240-28528-3	DR-SB-220-02-04	724977	10.05	844584	12.73	820016	14.91
240-28528-5	DR-SB-221-04-06	750366	10.05	870654	12.73	836906	14.91
240-28528-4	DR-SB-220-04-06	790704	10.05	892207	12.73	837347	14.91
240-28528-9	DR-SB-223-04-06	776041	10.05	875979	12.73	852472	14.92

PHN = Phenanthrene-d10
CRY = Chrysene-d12
PRY = Perylene-d12

Area Limit = 50%-200% of internal standard area
RT Limit = ± 0.5 minutes of internal standard RT

Column used to flag values outside QC limits

FORM VIII 8270D

FORM IV
GC/MS SEMI VOA METHOD BLANK SUMMARY

Lab Name: TestAmerica Canton Job No.: 240-28528-1

SDG No.:

Lab File ID: 30911003.D Lab Sample ID: MB 240-100647/23-A

Matrix: Solid Date Extracted: 09/09/2013 10:32

Instrument ID: A4HP7 Date Analyzed: 09/11/2013 09:51

Level:(Low/Med) Low

THIS METHOD BLANK APPLIES TO THE FOLLOWING SAMPLES:

CLIENT SAMPLE ID	LAB SAMPLE ID	LAB FILE ID	DATE ANALYZED
	LCS 240-100647/24-A	30911004.D	09/11/2013 10:16
	240-28176-H-10-J MS RE	30911006.D	09/11/2013 11:05
	240-28176-H-10-K MSD RE	30911007.D	09/11/2013 11:30
DR-SB-221-08-10	240-28528-6	30916008.D	09/16/2013 12:35
DR-SB-222-02-04	240-28528-7	30916009.D	09/16/2013 13:00
DR-SB-222-08-10	240-28528-8	30916010.D	09/16/2013 13:24
DR-SB-219-08-10	240-28528-2	30916011.D	09/16/2013 13:48
DR-SB-219-02-04	240-28528-1	30916012.D	09/16/2013 14:13
DR-SB-220-02-04	240-28528-3	30916013.D	09/16/2013 14:37
DR-SB-221-04-06	240-28528-5	30916014.D	09/16/2013 15:02
DR-SB-220-04-06	240-28528-4	30916015.D	09/16/2013 15:26
DR-SB-223-04-06	240-28528-9	30916016.D	09/16/2013 15:50

FORM I
GC/MS SEMI VOA ORGANICS ANALYSIS DATA SHEET

Lab Name: TestAmerica Canton | Job No.: 240-28528-1

SDG No.:

Client Sample ID: | Lab Sample ID: MB 240-100647/23-A

Matrix: Solid | Lab File ID: 30911003.D

Analysis Method: 8270D | Date Collected:

Extract. Method: 3540C | Date Extracted: 09/09/2013 10:32

Sample wt/vol: 30.0(g) | Date Analyzed: 09/11/2013 09:51

Con. Extract Vol.: 2.0(mL) | Dilution Factor: 1

Injection Volume: 1(uL) | Level: (low/med) Low

% Moisture: | GPC Cleanup:(Y/N) N

Analysis Batch No.: 100975 | Units: ug/Kg

CAS NO.	COMPOUND NAME	RESULT	Q	RL	MDL
92-52-4	1,1'-Biphenyl	50	U	50	3.5
88-06-2	2,4,6-Trichlorophenol	150	U	150	8.9
95-95-4	2,4,5-Trichlorophenol	150	U	150	25
120-83-2	2,4-Dichlorophenol	150	U	150	20
105-67-9	2,4-Dimethylphenol	150	U	150	20
51-28-5	2,4-Dinitrophenol	330	U	330	21
121-14-2	2,4-Dinitrotoluene	200	U	200	17
91-58-7	2-Chloronaphthalene	50	U	50	0.45
95-57-8	2-Chlorophenol	50	U	50	8.2
91-57-6	2-Methylnaphthalene	6.7	U	6.7	0.50
95-48-7	2-Methylphenol	200	U	200	11
88-74-4	2-Nitroaniline	200	U	200	9.1
88-75-5	2-Nitrophenol	50	U	50	8.3
15831-10-4	3 & 4 Methylphenol	400	U	400	20
91-94-1	3,3'-Dichlorobenzidine	100	U	100	18
99-09-2	3-Nitroaniline	200	U	200	16
534-52-1	4,6-Dinitro-2-methylphenol	150	U	150	9.2
101-55-3	4-Bromophenyl phenyl ether	50	U	50	13
59-50-7	4-Chloro-3-methylphenol	150	U	150	21
106-47-8	4-Chloroaniline	150	U	150	17
7005-72-3	4-Chlorophenyl phenyl ether	50	U	50	13
100-01-6	4-Nitroaniline	200	U	200	26
83-32-9	Acenaphthene	6.7	U	6.7	0.76
208-96-8	Acenaphthylene	6.7	U	6.7	0.35
98-86-2	Acetophenone	100	U	100	9.2
120-12-7	Anthracene	6.7	U	6.7	0.78
1912-24-9	Atrazine	200	U	200	9.1
100-52-7	Benzaldehyde	100	U	100	12
56-55-3	Benzo[a]anthracene	6.7	U	6.7	0.63
50-32-8	Benzo[a]pyrene	6.7	U	6.7	0.64
205-99-2	Benzo[b]fluoranthene	6.7	U	6.7	0.59
191-24-2	Benzo[g,h,i]perylene	6.7	U	6.7	0.35
207-08-9	Benzo[k]fluoranthene	6.7	U	6.7	0.68
111-91-1	Bis(2-chloroethoxy)methane	100	U	100	22

FORM I
GC/MS SEMI VOA ORGANICS ANALYSIS DATA SHEET

Lab Name: TestAmerica Canton | Job No.: 240-28528-1

SDG No.:

Client Sample ID: | Lab Sample ID: MB 240-100647/23-A

Matrix: Solid | Lab File ID: 30911003.D

Analysis Method: 8270D | Date Collected:

Extract. Method: 3540C | Date Extracted: 09/09/2013 10:32

Sample wt/vol: 30.0(g) | Date Analyzed: 09/11/2013 09:51

Con. Extract Vol.: 2.0(mL) | Dilution Factor: 1

Injection Volume: 1(uL) | Level: (low/med) Low

% Moisture: | GPC Cleanup:(Y/N) N

Analysis Batch No.: 100975 | Units: ug/Kg

CAS NO.	COMPOUND NAME	RESULT	Q	RL	MDL
111-44-4	Bis(2-chloroethyl)ether	100	U	100	2.0
117-81-7	Bis(2-ethylhexyl) phthalate	70	U	70	19
85-68-7	Butyl benzyl phthalate	70	U	70	10
105-60-2	Caprolactam	330	U	330	37
86-74-8	Carbazole	50	U	50	27
218-01-9	Chrysene	6.7	U	6.7	1.1
84-74-2	Di-n-butyl phthalate	70	U	70	15
117-84-0	Di-n-octyl phthalate	70	U	70	7.9
53-70-3	Dibenzo(a,h)anthracene	6.7	U	6.7	0.66
132-64-9	Dibenzofuran	50	U	50	0.66
84-66-2	Diethyl phthalate	70	U	70	16
131-11-3	Dimethyl phthalate	70	U	70	17
206-44-0	Fluoranthene	6.7	U	6.7	0.55
86-73-7	Fluorene	6.7	U	6.7	0.53
118-74-1	Hexachlorobenzene	6.7	U	6.7	2.1
87-68-3	Hexachlorobutadiene	50	U	50	5.6
77-47-4	Hexachlorocyclopentadiene	330	U	330	8.1
67-72-1	Hexachloroethane	50	U	50	9.0
193-39-5	Indeno[1,2,3-cd]pyrene	6.7	U	6.7	0.35
78-59-1	Isophorone	50	U	50	13
621-64-7	N-Nitrosodi-n-propylamine	50	U	50	6.3
62-75-9	N-Nitrosodimethylamine	100	U	100	16
86-30-6	N-Nitrosodiphenylamine	50	U	50	21
91-20-3	Naphthalene	6.7	U	6.7	0.82
98-95-3	Nitrobenzene	100	U	100	2.2
87-86-5	Pentachlorophenol	150	U	150	9.1
85-01-8	Phenanthrene	6.7	U	6.7	0.73
108-95-2	Phenol	50	U	50	7.3
129-00-0	Pyrene	6.7	U	6.7	0.44
108-60-1	2,2'-oxybis[1-chloropropane]	100	U	100	9.5
606-20-2	2,6-Dinitrotoluene	200	U	200	21
100-02-7	4-Nitrophenol	330	U	330	17

FORM I
GC/MS SEMI VOA ORGANICS ANALYSIS DATA SHEET

Lab Name: TestAmerica Canton | Job No.: 240-28528-1

SDG No.:

Client Sample ID: | Lab Sample ID: MB 240-100647/23-A

Matrix: Solid | Lab File ID: 30911003.D

Analysis Method: 8270D | Date Collected:

Extract. Method: 3540C | Date Extracted: 09/09/2013 10:32

Sample wt/vol: 30.0(g) | Date Analyzed: 09/11/2013 09:51

Con. Extract Vol.: 2.0(mL) | Dilution Factor: 1

Injection Volume: 1(uL) | Level: (low/med) Low

% Moisture: | GPC Cleanup:(Y/N) N

Analysis Batch No.: 100975 | Units: ug/Kg

CAS NO.	SURROGATE	%REC	Q	LIMITS
1718-51-0	Terphenyl-d14 (Surr)	87		36-110
4165-62-2	Phenol-d5 (Surr)	54		26-110
4165-60-0	Nitrobenzene-d5 (Surr)	52		20-110
367-12-4	2-Fluorophenol (Surr)	56		24-110
321-60-8	2-Fluorobiphenyl (Surr)	54		24-110
118-79-6	2,4,6-Tribromophenol (Surr)	30		10-110

GC/MS SEMI VOA BATCH WORKSHEET

Lab Name: TestAmerica Canton Job No.: 240-28528-1

SDG No.:

Batch Number: 100647 Batch Start Date: 09/09/13 12:40 Batch Analyst: Coast, Chris

Batch Method: 3540C Batch End Date: 09/10/13 04:40

Lab Sample ID	Client Sample ID	Method Chain	Basis	InitialAmount	FinalAmount	EXBNASPIKE 00004	EXBNASURR W 00004		
240-28528-F-1	DR-SB-219-02-04	3540C, 8270D	T	29.81 g	2.0 mL		1 mL		
240-28528-G-2	DR-SB-219-08-10	3540C, 8270D	T	30.12 g	2.0 mL		1 mL		
240-28528-G-3	DR-SB-220-02-04	3540C, 8270D	T	29.84 g	2.0 mL		1 mL		
240-28528-F-4	DR-SB-220-04-06	3540C, 8270D	T	29.67 g	2.0 mL		1 mL		
240-28528-F-5	DR-SB-221-04-06	3540C, 8270D	T	29.71 g	2.0 mL		1 mL		
240-28528-G-6	DR-SB-221-08-10	3540C, 8270D	T	30.35 g	2.0 mL		1 mL		
240-28528-G-7	DR-SB-222-02-04	3540C, 8270D	T	29.57 g	2.0 mL		1 mL		
240-28528-G-8	DR-SB-222-08-10	3540C, 8270D	T	30.20 g	2.0 mL		1 mL		
240-28528-G-9	DR-SB-223-04-06	3540C, 8270D	T	29.80 g	2.0 mL		1 mL		
240-28176-H-10 MS		3540C, 8270D	T	29.98 g	2.0 mL	1 mL	1 mL		
240-28176-H-10 MSD		3540C, 8270D	T	29.69 g	2.0 mL	1 mL	1 mL		
MB 240-100647/23		3540C, 8270D		30.0 g	2.0 mL		1 mL		
LCS 240-100647/24		3540C, 8270D		30.0 g	2.0 mL	1 mL	1 mL		

Batch Notes	
Balance ID	b037
Na2SO4 Lot Number	963863
Prep Solvent Lot #	1141946

Basis	Basis Description
T	Total/NA

The pound sign (#) in the amount added field denotes that the reagent was used undiluted. All calculations are performed using the stated concentration for this reagent.

FORM III
GC/MS SEMI VOA LAB CONTROL SAMPLE RECOVERY

Lab Name: TestAmerica Canton Job No.: 240-28528-1

SDG No.:

Matrix: Solid Level: Low Lab File ID: 30911004.D

Lab ID: LCS 240-100647/24-A Client ID:

COMPOUND	SPIKE ADDED (ug/Kg)	LCS CONCENTRATION (ug/Kg)	LCS % REC	QC LIMITS REC	#
1,1'-Biphenyl	667	436	65	35-110	
1,4-Dioxane	667	181	27	10-110	
2,4,6-Trichlorophenol	667	432	65	12-110	
2,4,5-Trichlorophenol	667	460	69	25-110	
2,4-Dichlorophenol	667	470	71	39-110	
2,4-Dimethylphenol	667	473	71	29-110	
2,4-Dinitrophenol	1330	464	35	10-110	
2,4-Dinitrotoluene	667	514	77	48-110	
2-Chloronaphthalene	667	445	67	32-110	
2-Chlorophenol	667	452	68	37-110	
2-Methylnaphthalene	667	450	67	36-110	
2-Methylphenol	667	427	64	41-110	
2-Nitroaniline	667	461	69	45-110	
2-Nitrophenol	667	471	71	34-110	
3 & 4 Methylphenol	667	452	68	40-110	
3,3'-Dichlorobenzidine	1330	986	74	28-110	
3-Nitroaniline	667	483	73	44-110	
4,6-Dinitro-2-methylphenol	1330	709	53	10-110	
4-Bromophenyl phenyl ether	667	497	75	39-110	
4-Chloro-3-methylphenol	667	448	67	48-110	
4-Chloroaniline	667	408	61	30-110	
4-Chlorophenyl phenyl ether	667	460	69	40-110	
4-Nitroaniline	667	520	78	48-110	
Acenaphthene	667	435	65	38-110	
Acenaphthylene	667	418	63	40-110	
Acetophenone	667	422	63	40-110	
Anthracene	667	484	73	48-110	
Atrazine	1330	1110	83	66-127	
Benzaldehyde	1330	320	24	32-110	*
Benzo[a]anthracene	667	526	79	50-110	
Benzo[a]pyrene	667	536	80	44-110	
Benzo[b]fluoranthene	667	538	81	43-110	
Benzo[g,h,i]perylene	667	545	82	51-110	
Benzo[k]fluoranthene	667	544	82	38-105	
Bis(2-chloroethoxy)methane	667	446	67	32-110	
Bis(2-chloroethyl)ether	667	428	64	34-110	
Bis(2-ethylhexyl) phthalate	667	565	85	50-110	
Butyl benzyl phthalate	667	544	82	51-110	
Caprolactam	1330	1200	90	44-114	
Carbazole	667	521	78	50-110	
Chrysene	667	531	80	50-110	
Di-n-butyl phthalate	667	565	85	51-110	

Column to be used to flag recovery and RPD values

FORM III 8270D

FORM III
GC/MS SEMI VOA LAB CONTROL SAMPLE RECOVERY

Lab Name: TestAmerica Canton Job No.: 240-28528-1

SDG No.:

Matrix: Solid Level: Low Lab File ID: 30911004.D

Lab ID: LCS 240-100647/24-A Client ID:

COMPOUND	SPIKE ADDED (ug/Kg)	LCS CONCENTRATION (ug/Kg)	LCS % REC	QC LIMITS REC	#
Di-n-octyl phthalate	667	537	81	48-110	
Dibenzo(a,h)anthracene	667	528	79	51-110	
Dibenzofuran	667	453	68	43-110	
Diethyl phthalate	667	487	73	52-110	
Dimethyl phthalate	667	476	71	50-110	
Fluoranthene	667	506	76	51-110	
Fluorene	667	459	69	46-110	
Hexachlorobenzene	667	475	71	43-110	
Hexachlorobutadiene	667	453	68	29-110	
Hexachlorocyclopentadiene	667	340	51	12-110	
Hexachloroethane	667	393	59	30-110	
Indeno[1,2,3-cd]pyrene	667	539	81	50-110	
Isophorone	667	417	63	36-110	
N-Nitrosodi-n-propylamine	667	433	65	38-110	
N-Nitrosodimethylamine	667	402	60	31-110	
N-Nitrosodiphenylamine	1330	942	71	46-110	
Naphthalene	667	432	65	36-110	
Nitrobenzene	667	425	64	32-110	
Pentachlorophenol	1330	739	55	10-110	
Phenanthrene	667	481	72	49-110	
Phenol	667	481	72	38-110	
Pyrene	667	522	78	49-110	
2,2'-oxybis[1-chloropropane]	667	429	64	29-110	
2,6-Dinitrotoluene	667	483	72	45-110	
4-Nitrophenol	1330	974	73	28-110	

Column to be used to flag recovery and RPD values

FORM III 8270D

FORM III
GC/MS SEMI VOA MATRIX SPIKE RECOVERY

Lab Name: TestAmerica Canton Job No.: 240-28528-1

SDG No.:

Matrix: Solid Level: Low Lab File ID: 30911006.D

Lab ID: 240-28176-H-10-J MS RE not in SDG Client ID:

COMPOUND	SPIKE ADDED (ug/Kg)	SAMPLE CONCENTRATION (ug/Kg)	MS CONCENTRATION (ug/Kg)	MS % REC	QC LIMITS REC	#
2,4,6-Trichlorophenol	741	170 U	423	57	10-110	
2,4,5-Trichlorophenol	741	170 U	479	65	10-117	
2,4-Dichlorophenol	741	170 U	514	69	10-110	
2,4-Dimethylphenol	741	170 U	603	81	10-110	
2,4-Dinitrophenol	1480	370 U	879	59	10-110	
2,4-Dinitrotoluene	741	220 U	561	76	32-110	
2-Chloronaphthalene	741	56 U	483	65	28-110	
2-Chlorophenol	741	56 U	490	66	10-110	
2-Methylnaphthalene	741	27	517	66	10-133	
2-Methylphenol	741	220 U	486	66	24-110	
2-Nitroaniline	741	220 U	522	70	39-110	
2-Nitrophenol	741	56 U	506	68	10-110	
3 & 4 Methylphenol	741	450 U	501	68	25-110	
3,3'-Dichlorobenzidine	1480	110 U	610	41	10-110	
3-Nitroaniline	741	220 U	406	55	10-110	
4,6-Dinitro-2-methylphenol	1480	170 U	932	63	10-110	
4-Bromophenyl phenyl ether	741	56 U	568	77	33-110	
4-Chloro-3-methylphenol	741	170 U	541	73	25-110	
4-Chloroaniline	741	170 U	369	50	10-110	
4-Chlorophenyl phenyl ether	741	56 U	524	71	32-110	
4-Nitroaniline	741	220 U	420	57	10-110	
Acenaphthene	741	7.4 U	479	65	22-110	
Acenaphthylene	741	7.4 U	469	63	24-110	
Anthracene	741	6.5 J	551	73	20-110	
Benzo[a]anthracene	741	19	573	75	10-122	
Benzo[a]pyrene	741	17	575	75	10-110	
Benzo[b]fluoranthene	741	33	585	75	12-118	
Benzo[g,h,i]perylene	741	23	640	83	10-117	
Benzo[k]fluoranthene	741	9.1	577	77	10-121	
Bis(2-chloroethoxy)methane	741	110 U	482	65	26-110	
Bis(2-chloroethyl)ether	741	110 U	460	62	21-110	
Bis(2-ethylhexyl) phthalate	741	24 J	625	81	40-110	
Butyl benzyl phthalate	741	78 U	609	82	44-110	
Carbazole	741	56 U	591	80	34-110	
Chrysene	741	42	595	75	10-125	
Di-n-butyl phthalate	741	32 J	634	81	43-110	
Di-n-octyl phthalate	741	78 U	586	79	24-119	
Dibenzo(a,h)anthracene	741	7.4 U	612	83	14-113	
Dibenzofuran	741	6.2 J	512	68	29-110	
Diethyl phthalate	741	78 U	538	73	42-110	
Dimethyl phthalate	741	78 U	522	70	41-110	
Fluoranthene	741	41	588	74	10-110	

Column to be used to flag recovery and RPD values

FORM III 8270D

FORM III
GC/MS SEMI VOA MATRIX SPIKE RECOVERY

Lab Name: TestAmerica Canton Job No.: 240-28528-1

SDG No.:

Matrix: Solid Level: Low Lab File ID: 30911006.D

Lab ID: 240-28176-H-10-J MS RE Client ID:

COMPOUND	SPIKE ADDED (ug/Kg)	SAMPLE CONCENTRATION (ug/Kg)	MS CONCENTRATION (ug/Kg)	MS % REC	QC LIMITS REC	#
Fluorene	741	7.4 U	515	70	23-110	
Hexachlorobenzene	741	7.4 U	555	75	34-110	
Hexachlorobutadiene	741	56 U	468	63	25-110	
Hexachlorocyclopentadiene	741	370 U	370 U	0	10-110	F
Hexachloroethane	741	56 U	429	58	12-110	
Indeno[1,2,3-cd]pyrene	741	12	614	81	10-114	
Isophorone	741	56 U	460	62	29-110	
N-Nitrosodi-n-propylamine	741	56 U	473	64	26-110	
N-Nitrosodiphenylamine	1480	56 U	1100	74	22-110	
Naphthalene	741	7.4 U	472	64	10-111	
Nitrobenzene	741	110 U	457	62	23-110	
Pentachlorophenol	1480	170 U	508	34	10-110	
Phenanthrene	741	55	593	73	10-166	
Phenol	741	56 U	496	67	17-110	
Pyrene	741	37	572	72	10-147	
2,2'-oxybis[1-chloropropane]	741	110 U	458	62	11-110	
2,6-Dinitrotoluene	741	220 U	537	72	35-110	
4-Nitrophenol	1480	370 U	1010	68	10-113	

Column to be used to flag recovery and RPD values

FORM III 8270D

FORM III
GC/MS SEMI VOA MATRIX SPIKE DUPLICATE RECOVERY

Lab Name: TestAmerica Canton Job No.: 240-28528-1

SDG No.:

Matrix: Solid Level: Low Lab File ID: 30911007.D

Lab ID: 240-28176-H-10-K MSD RE not in SDG Client ID:

COMPOUND	SPIKE ADDED (ug/Kg)	MSD CONCENTRATION (ug/Kg)	MSD % REC	% RPD	QC LIMITS RPD	QC LIMITS REC	#
2,4,6-Trichlorophenol	749	482	64	13	38	10-110	
2,4,5-Trichlorophenol	749	537	72	11	99	10-117	
2,4-Dichlorophenol	749	554	74	8	34	10-110	
2,4-Dimethylphenol	749	633	85	5	31	10-110	
2,4-Dinitrophenol	1500	865	58	2	99	10-110	
2,4-Dinitrotoluene	749	616	82	9	30	32-110	
2-Chloronaphthalene	749	525	70	8	30	28-110	
2-Chlorophenol	749	527	70	7	47	10-110	
2-Methylnaphthalene	749	569	72	10	42	10-133	
2-Methylphenol	749	522	70	7	51	24-110	
2-Nitroaniline	749	569	76	8	31	39-110	
2-Nitrophenol	749	545	73	8	49	10-110	
3 & 4 Methylphenol	749	555	74	10	50	25-110	
3,3'-Dichlorobenzidine	1500	682	46	11	56	10-110	
3-Nitroaniline	749	457	61	12	30	10-110	
4,6-Dinitro-2-methylphenol	1500	959	64	3	55	10-110	
4-Bromophenyl phenyl ether	749	602	80	6	30	33-110	
4-Chloro-3-methylphenol	749	594	79	9	54	25-110	
4-Chloroaniline	749	374	50	1	36	10-110	
4-Chlorophenyl phenyl ether	749	568	76	8	30	32-110	
4-Nitroaniline	749	502	67	18	48	10-110	
Acenaphthene	749	527	70	9	99	22-110	
Acenaphthylene	749	509	68	8	99	24-110	
Anthracene	749	605	80	9	99	20-110	
Benzo[a]anthracene	749	626	81	9	99	10-122	
Benzo[a]pyrene	749	624	81	8	99	10-110	
Benzo[b]fluoranthene	749	643	82	9	99	12-118	
Benzo[g,h,i]perylene	749	663	85	4	99	10-117	
Benzo[k]fluoranthene	749	599	79	4	99	10-121	
Bis(2-chloroethoxy)methane	749	508	68	5	37	26-110	
Bis(2-chloroethyl)ether	749	488	65	6	55	21-110	
Bis(2-ethylhexyl) phthalate	749	678	87	8	30	40-110	
Butyl benzyl phthalate	749	648	87	6	30	44-110	
Carbazole	749	631	84	7	30	34-110	
Chrysene	749	662	83	11	99	10-125	
Di-n-butyl phthalate	749	676	86	6	30	43-110	
Di-n-octyl phthalate	749	621	83	6	30	24-119	
Dibenzo(a,h)anthracene	749	639	85	4	99	14-113	
Dibenzofuran	749	553	73	8	30	29-110	
Diethyl phthalate	749	567	76	5	30	42-110	
Dimethyl phthalate	749	563	75	8	30	41-110	
Fluoranthene	749	656	82	11	99	10-110	

Column to be used to flag recovery and RPD values

FORM III 8270D

FORM III
GC/MS SEMI VOA MATRIX SPIKE DUPLICATE RECOVERY

Lab Name: TestAmerica Canton Job No.: 240-28528-1

SDG No.:

Matrix: Solid Level: Low Lab File ID: 30911007.D

Lab ID: 240-28176-H-10-K MSD RE Client ID:

COMPOUND	SPIKE ADDED (ug/Kg)	MSD CONCENTRATION (ug/Kg)	MSD % REC	% RPD	QC LIMITS RPD	QC LIMITS REC	#
Fluorene	749	566	76	9	99	23-110	
Hexachlorobenzene	749	604	81	8	30	34-110	
Hexachlorobutadiene	749	490	66	5	34	25-110	
Hexachlorocyclopentadiene	749	370 U	0	NC	79	10-110	F
Hexachloroethane	749	398	53	7	50	12-110	
Indeno[1,2,3-cd]pyrene	749	647	85	5	99	10-114	
Isophorone	749	484	65	5	38	29-110	
N-Nitrosodi-n-propylamine	749	501	67	6	42	26-110	
N-Nitrosodiphenylamine	1500	1210	81	9	30	22-110	
Naphthalene	749	502	67	6	99	10-111	
Nitrobenzene	749	480	64	5	41	23-110	
Pentachlorophenol	1500	557	37	9	50	10-110	
Phenanthrene	749	669	82	12	99	10-166	
Phenol	749	532	71	7	53	17-110	
Pyrene	749	629	79	9	99	10-147	
2,2'-oxybis[1-chloropropane]	749	471	63	3	42	11-110	
2,6-Dinitrotoluene	749	590	79	10	30	35-110	
4-Nitrophenol	1500	1130	76	12	49	10-113	

Column to be used to flag recovery and RPD values

FORM III 8270D

FORM IV
GC/MS SEMI VOA METHOD BLANK SUMMARY

Lab Name: TestAmerica Canton Job No.: 240-28528-1

SDG No.:

Lab File ID: 0916008.D Lab Sample ID: MB 240-100978/4-A

Matrix: Solid Date Extracted: 09/11/2013 08:57

Instrument ID: A4AG2 Date Analyzed: 09/16/2013 10:17

Level:(Low/Med) Low

THIS METHOD BLANK APPLIES TO THE FOLLOWING SAMPLES:

CLIENT SAMPLE ID	LAB SAMPLE ID	LAB FILE ID	DATE ANALYZED
DR-SB-223-06-08	240-28528-10	0914013.D	09/14/2013 14:26
DR-SB-224-06-08	240-28528-12	0914014.D	09/14/2013 14:48
DR-SB-225-02-04	240-28528-13	0914015.D	09/14/2013 15:10
DR-SB-225-04-06	240-28528-14	0914016.D	09/14/2013 15:31
	240-28679-H-2-E MS	0914029.D	09/14/2013 20:12
	240-28679-H-2-F MSD	0914030.D	09/14/2013 20:34
	LCS 240-100978/5-A	0916009.D	09/16/2013 10:38
DR-SB-224-02-04	240-28528-11	0916029.D	09/16/2013 17:50

FORM I
GC/MS SEMI VOA ORGANICS ANALYSIS DATA SHEET

Lab Name: TestAmerica Canton | Job No.: 240-28528-1

SDG No.:

Client Sample ID: | Lab Sample ID: MB 240-100978/4-A

Matrix: Solid | Lab File ID: 0916008.D

Analysis Method: 8270D | Date Collected:

Extract. Method: 3540C | Date Extracted: 09/11/2013 08:57

Sample wt/vol: 30(g) | Date Analyzed: 09/16/2013 10:17

Con. Extract Vol.: 2(mL) | Dilution Factor: 1

Injection Volume: 1(uL) | Level: (low/med) Low

% Moisture: | GPC Cleanup:(Y/N) N

Analysis Batch No.: 101508 | Units: ug/Kg

CAS NO.	COMPOUND NAME	RESULT	Q	RL	MDL
92-52-4	1,1'-Biphenyl	50	U	50	3.5
88-06-2	2,4,6-Trichlorophenol	150	U	150	8.9
95-95-4	2,4,5-Trichlorophenol	150	U	150	25
120-83-2	2,4-Dichlorophenol	150	U	150	20
105-67-9	2,4-Dimethylphenol	150	U	150	20
51-28-5	2,4-Dinitrophenol	330	U	330	21
121-14-2	2,4-Dinitrotoluene	200	U	200	17
91-58-7	2-Chloronaphthalene	50	U	50	0.45
95-57-8	2-Chlorophenol	50	U	50	8.2
91-57-6	2-Methylnaphthalene	6.7	U	6.7	0.50
95-48-7	2-Methylphenol	200	U	200	11
88-74-4	2-Nitroaniline	200	U	200	9.1
88-75-5	2-Nitrophenol	50	U	50	8.3
15831-10-4	3 & 4 Methylphenol	400	U	400	20
91-94-1	3,3'-Dichlorobenzidine	100	U	100	18
99-09-2	3-Nitroaniline	200	U	200	16
534-52-1	4,6-Dinitro-2-methylphenol	150	U	150	9.2
101-55-3	4-Bromophenyl phenyl ether	50	U	50	13
59-50-7	4-Chloro-3-methylphenol	150	U	150	21
106-47-8	4-Chloroaniline	150	U	150	17
7005-72-3	4-Chlorophenyl phenyl ether	50	U	50	13
100-01-6	4-Nitroaniline	200	U	200	26
83-32-9	Acenaphthene	6.7	U	6.7	0.76
208-96-8	Acenaphthylene	6.7	U	6.7	0.35
98-86-2	Acetophenone	100	U	100	9.2
120-12-7	Anthracene	6.7	U	6.7	0.78
1912-24-9	Atrazine	200	U	200	9.1
100-52-7	Benzaldehyde	100	U	100	12
56-55-3	Benzo[a]anthracene	6.7	U	6.7	0.63
50-32-8	Benzo[a]pyrene	6.7	U	6.7	0.64
205-99-2	Benzo[b]fluoranthene	6.7	U	6.7	0.59
191-24-2	Benzo[g,h,i]perylene	6.7	U	6.7	0.35
207-08-9	Benzo[k]fluoranthene	6.7	U	6.7	0.68
111-91-1	Bis(2-chloroethoxy)methane	100	U	100	22

FORM I
GC/MS SEMI VOA ORGANICS ANALYSIS DATA SHEET

Lab Name: TestAmerica Canton | Job No.: 240-28528-1
SDG No.:
Client Sample ID: | Lab Sample ID: MB 240-100978/4-A
Matrix: Solid | Lab File ID: 0916008.D
Analysis Method: 8270D | Date Collected:
Extract. Method: 3540C | Date Extracted: 09/11/2013 08:57
Sample wt/vol: 30(g) | Date Analyzed: 09/16/2013 10:17
Con. Extract Vol.: 2(mL) | Dilution Factor: 1
Injection Volume: 1(uL) | Level: (low/med) Low
% Moisture: | GPC Cleanup:(Y/N) N
Analysis Batch No.: 101508 | Units: ug/Kg

CAS NO.	COMPOUND NAME	RESULT	Q	RL	MDL
111-44-4	Bis(2-chloroethyl)ether	100	U	100	2.0
117-81-7	Bis(2-ethylhexyl) phthalate	70	U	70	19
85-68-7	Butyl benzyl phthalate	70	U	70	10
105-60-2	Caprolactam	330	U	330	37
86-74-8	Carbazole	50	U	50	27
218-01-9	Chrysene	6.7	U	6.7	1.1
84-74-2	Di-n-butyl phthalate	18.5	J	70	15
117-84-0	Di-n-octyl phthalate	70	U	70	7.9
53-70-3	Dibenzo(a,h)anthracene	6.7	U	6.7	0.66
132-64-9	Dibenzofuran	50	U	50	0.66
84-66-2	Diethyl phthalate	70	U	70	16
131-11-3	Dimethyl phthalate	70	U	70	17
206-44-0	Fluoranthene	6.7	U	6.7	0.55
86-73-7	Fluorene	6.7	U	6.7	0.53
118-74-1	Hexachlorobenzene	6.7	U	6.7	2.1
87-68-3	Hexachlorobutadiene	50	U	50	5.6
77-47-4	Hexachlorocyclopentadiene	330	U	330	8.1
67-72-1	Hexachloroethane	50	U	50	9.0
193-39-5	Indeno[1,2,3-cd]pyrene	6.7	U	6.7	0.35
78-59-1	Isophorone	50	U	50	13
621-64-7	N-Nitrosodi-n-propylamine	50	U	50	6.3
62-75-9	N-Nitrosodimethylamine	100	U	100	16
86-30-6	N-Nitrosodiphenylamine	50	U	50	21
91-20-3	Naphthalene	6.7	U	6.7	0.82
98-95-3	Nitrobenzene	100	U	100	2.2
87-86-5	Pentachlorophenol	150	U	150	9.1
85-01-8	Phenanthrene	6.7	U	6.7	0.73
108-95-2	Phenol	50	U	50	7.3
129-00-0	Pyrene	6.7	U	6.7	0.44
108-60-1	2,2'-oxybis[1-chloropropane]	100	U	100	9.5
606-20-2	2,6-Dinitrotoluene	200	U	200	21
100-02-7	4-Nitrophenol	330	U	330	17

FORM I
GC/MS SEMI VOA ORGANICS ANALYSIS DATA SHEET

Lab Name: TestAmerica Canton | Job No.: 240-28528-1

SDG No.:

Client Sample ID: | Lab Sample ID: MB 240-100978/4-A

Matrix: Solid | Lab File ID: 0916008.D

Analysis Method: 8270D | Date Collected:

Extract. Method: 3540C | Date Extracted: 09/11/2013 08:57

Sample wt/vol: 30(g) | Date Analyzed: 09/16/2013 10:17

Con. Extract Vol.: 2(mL) | Dilution Factor: 1

Injection Volume: 1(uL) | Level: (low/med) Low

% Moisture: | GPC Cleanup:(Y/N) N

Analysis Batch No.: 101508 | Units: ug/Kg

CAS NO.	SURROGATE	%REC	Q	LIMITS
1718-51-0	Terphenyl-d14 (Surr)	77		36-110
4165-62-2	Phenol-d5 (Surr)	57		26-110
4165-60-0	Nitrobenzene-d5 (Surr)	56		20-110
367-12-4	2-Fluorophenol (Surr)	59		24-110
321-60-8	2-Fluorobiphenyl (Surr)	56		24-110
118-79-6	2,4,6-Tribromophenol (Surr)	40		10-110

GC/MS SEMI VOA BATCH WORKSHEET

Lab Name: TestAmerica Canton Job No.: 240-28528-1

SDG No.:

Batch Number: 100978 Batch Start Date: 09/11/13 13:30 Batch Analyst: Click, Kieth

Batch Method: 3540C Batch End Date: 09/12/13 05:30

Lab Sample ID	Client Sample ID	Method Chain	Basis	InitialAmount	FinalAmount	EXBNASPIKE 00004	EXBNASURR W 00004		
MB 240-100978/4		3540C, 8270D		30 g	2 mL		1 mL		
LCS 240-100978/5		3540C, 8270D		30 g	2 mL	1 mL	1 mL		
240-28528-G-10	DR-SB-223-06-08	3540C, 8270D	T	30.46 g	2 mL		1 mL		
240-28528-G-11	DR-SB-224-02-04	3540C, 8270D	T	29.67 g	2 mL		1 mL		
240-28528-F-12	DR-SB-224-06-08	3540C, 8270D	T	29.92 g	2 mL		1 mL		
240-28528-G-13	DR-SB-225-02-04	3540C, 8270D	T	29.83 g	2 mL		1 mL		
240-28528-F-14	DR-SB-225-04-06	3540C, 8270D	T	30.05 g	2 mL		1 mL		
240-28679-H-2 MS		3540C, 8270D	T	30.20 g	2 mL	1 mL	1 mL		
240-28679-H-2 MSD		3540C, 8270D	T	29.57 g	2 mL	1 mL	1 mL		

Batch Notes	
Balance ID	b036
Na2SO4 Lot Number	963863
Prep Solvent Lot #	1160498

Basis	Basis Description
T	Total/NA

The pound sign (#) in the amount added field denotes that the reagent was used undiluted. All calculations are performed using the stated concentration for this reagent.

FORM III
GC/MS SEMI VOA LAB CONTROL SAMPLE RECOVERY

Lab Name: TestAmerica Canton Job No.: 240-28528-1

SDG No.:

Matrix: Solid Level: Low Lab File ID: 0916009.D

Lab ID: LCS 240-100978/5-A Client ID:

COMPOUND	SPIKE ADDED (ug/Kg)	LCS CONCENTRATION (ug/Kg)	LCS % REC	QC LIMITS REC	#
1,1'-Biphenyl	667	400	60	35-110	
1,4-Dioxane	667	243	36	10-110	
2,4,6-Trichlorophenol	667	364	55	12-110	
2,4,5-Trichlorophenol	667	382	57	25-110	
2,4-Dichlorophenol	667	411	62	39-110	
2,4-Dimethylphenol	667	441	66	29-110	
2,4-Dinitrophenol	1330	481	36	10-110	
2,4-Dinitrotoluene	667	444	67	48-110	
2-Chloronaphthalene	667	389	58	32-110	
2-Chlorophenol	667	406	61	37-110	
2-Methylnaphthalene	667	403	60	36-110	
2-Methylphenol	667	422	63	41-110	
2-Nitroaniline	667	437	66	45-110	
2-Nitrophenol	667	424	64	34-110	
3 & 4 Methylphenol	667	424	64	40-110	
3,3'-Dichlorobenzidine	1330	795	60	28-110	
3-Nitroaniline	667	410	61	44-110	
4,6-Dinitro-2-methylphenol	1330	588	44	10-110	
4-Bromophenyl phenyl ether	667	427	64	39-110	
4-Chloro-3-methylphenol	667	432	65	48-110	
4-Chloroaniline	667	369	55	30-110	
4-Chlorophenyl phenyl ether	667	416	62	40-110	
4-Nitroaniline	667	425	64	48-110	
Acenaphthene	667	399	60	38-110	
Acenaphthylene	667	385	58	40-110	
Acetophenone	667	397	59	40-110	
Anthracene	667	429	64	48-110	
Atrazine	1330	903	68	66-127	
Benzaldehyde	1330	516	39	32-110	
Benzo[a]anthracene	667	430	65	50-110	
Benzo[a]pyrene	667	438	66	44-110	
Benzo[b]fluoranthene	667	468	70	43-110	
Benzo[g,h,i]perylene	667	417	63	51-110	
Benzo[k]fluoranthene	667	439	66	38-105	
Bis(2-chloroethoxy)methane	667	403	60	32-110	
Bis(2-chloroethyl)ether	667	415	62	34-110	
Bis(2-ethylhexyl) phthalate	667	473	71	50-110	
Butyl benzyl phthalate	667	477	72	51-110	
Caprolactam	1330	1000	75	44-114	
Carbazole	667	431	65	50-110	
Chrysene	667	443	66	50-110	
Di-n-butyl phthalate	667	468	70	51-110	

Column to be used to flag recovery and RPD values

FORM III 8270D

FORM III
GC/MS SEMI VOA LAB CONTROL SAMPLE RECOVERY

Lab Name: TestAmerica Canton Job No.: 240-28528-1

SDG No.:

Matrix: Solid Level: Low Lab File ID: 0916009.D

Lab ID: LCS 240-100978/5-A Client ID:

COMPOUND	SPIKE ADDED (ug/Kg)	LCS CONCENTRATION (ug/Kg)	LCS % REC	QC LIMITS REC	#
Di-n-octyl phthalate	667	415	62	48-110	
Dibenzo(a,h)anthracene	667	437	65	51-110	
Dibenzofuran	667	399	60	43-110	
Diethyl phthalate	667	427	64	52-110	
Dimethyl phthalate	667	420	63	50-110	
Fluoranthene	667	426	64	51-110	
Fluorene	667	411	62	46-110	
Hexachlorobenzene	667	421	63	43-110	
Hexachlorobutadiene	667	385	58	29-110	
Hexachlorocyclopentadiene	667	267 J	40	12-110	
Hexachloroethane	667	390	58	30-110	
Indeno[1,2,3-cd]pyrene	667	432	65	50-110	
Isophorone	667	388	58	36-110	
N-Nitrosodi-n-propylamine	667	408	61	38-110	
N-Nitrosodimethylamine	667	423	64	31-110	
N-Nitrosodiphenylamine	1330	843	63	46-110	
Naphthalene	667	387	58	36-110	
Nitrobenzene	667	409	61	32-110	
Pentachlorophenol	1330	643	48	10-110	
Phenanthrene	667	422	63	49-110	
Phenol	667	425	64	38-110	
Pyrene	667	450	68	49-110	
2,2'-oxybis[1-chloropropane]	667	404	61	29-110	
2,6-Dinitrotoluene	667	429	64	45-110	
4-Nitrophenol	1330	877	66	28-110	

Column to be used to flag recovery and RPD values

FORM III 8270D

FORM III
GC/MS SEMI VOA MATRIX SPIKE RECOVERY

Lab Name: TestAmerica Canton Job No.: 240-28528-1

SDG No.:

Matrix: Solid Level: Low Lab File ID: 0914029.D

Lab ID: 240-28679-H-2-E MS Not in SDG Client ID:

COMPOUND	SPIKE ADDED (ug/Kg)	SAMPLE CONCENTRATION (ug/Kg)	MS CONCENTRATION (ug/Kg)	MS % REC	QC LIMITS REC	#
1,1'-Biphenyl	811	62 U	429	53	32-110	
1,4-Dioxane	811	120 U	149	18	10-110	
2,4,6-Trichlorophenol	811	190 U	445	55	10-110	
2,4,5-Trichlorophenol	811	190 U	433	53	10-117	
2,4-Dichlorophenol	811	190 U	444	55	10-110	
2,4-Dimethylphenol	811	190 U	478	59	10-110	
2,4-Dinitrophenol	1620	410 U	445	27	10-110	
2,4-Dinitrotoluene	811	250 U	473	58	32-110	
2-Chloronaphthalene	811	62 U	426	53	28-110	
2-Chlorophenol	811	62 U	425	52	10-110	
2-Methylnaphthalene	811	8.3 U	424	52	10-133	
2-Methylphenol	811	250 U	434	53	24-110	
2-Nitroaniline	811	250 U	476	59	39-110	
2-Nitrophenol	811	62 U	459	57	10-110	
3 & 4 Methylphenol	811	500 U	452 J	56	25-110	
3,3'-Dichlorobenzidine	1620	120 U	847	52	10-110	
3-Nitroaniline	811	250 U	435	54	10-110	
4,6-Dinitro-2-methylphenol	1620	190 U	475	29	10-110	
4-Bromophenyl phenyl ether	811	62 U	451	56	33-110	
4-Chloro-3-methylphenol	811	190 U	465	57	25-110	
4-Chloroaniline	811	190 U	382	47	10-110	
4-Chlorophenyl phenyl ether	811	62 U	437	54	32-110	
4-Nitroaniline	811	250 U	449	55	10-110	
Acenaphthene	811	8.3 U	436	54	22-110	
Acenaphthylene	811	8.3 U	421	52	24-110	
Acetophenone	811	120 U	417	51	31-110	
Anthracene	811	8.3 U	463	57	20-110	
Atrazine	1620	250 U	982	61	45-118	
Benzaldehyde	1620	120 U	847	52	23-110	
Benzo[a]anthracene	811	8.3 U	486	60	10-122	
Benzo[a]pyrene	811	8.3 U	494	61	10-110	
Benzo[b]fluoranthene	811	8.3 U	501	62	12-118	
Benzo[g,h,i]perylene	811	8.3 U	382	47	10-117	
Benzo[k]fluoranthene	811	8.3 U	516	64	10-121	
Bis(2-chloroethoxy)methane	811	120 U	428	53	26-110	
Bis(2-chloroethyl)ether	811	120 U	431	53	21-110	
Bis(2-ethylhexyl) phthalate	811	32 J	550	64	40-110	
Butyl benzyl phthalate	811	87 U	538	66	44-110	
Caprolactam	1620	410 U	1080	66	10-134	
Carbazole	811	62 U	464	57	34-110	
Chrysene	811	8.3 U	479	59	10-125	
Di-n-butyl phthalate	811	34 J	507	58	43-110	

Column to be used to flag recovery and RPD values

FORM III 8270D

FORM III
GC/MS SEMI VOA MATRIX SPIKE RECOVERY

Lab Name: TestAmerica Canton Job No.: 240-28528-1

SDG No.:

Matrix: Solid Level: Low Lab File ID: 0914029.D

Lab ID: 240-28679-H-2-E MS Client ID:

COMPOUND	SPIKE ADDED (ug/Kg)	SAMPLE CONCENTRATION (ug/Kg)	MS CONCENTRATION (ug/Kg)	MS % REC	QC LIMITS REC	#
Di-n-octyl phthalate	811	87 U	499	62	24-119	
Dibenzo(a,h)anthracene	811	8.3 U	387	48	14-113	
Dibenzofuran	811	62 U	429	53	29-110	
Diethyl phthalate	811	87 U	470	58	42-110	
Dimethyl phthalate	811	87 U	455	56	41-110	
Fluoranthene	811	5.5 J	471	57	10-110	
Fluorene	811	8.3 U	443	55	23-110	
Hexachlorobenzene	811	8.3 U	439	54	34-110	
Hexachlorobutadiene	811	62 U	406	50	25-110	
Hexachlorocyclopentadiene	811	410 U	113 J	14	10-110	
Hexachloroethane	811	62 U	385	47	12-110	
Indeno[1,2,3-cd]pyrene	811	8.3 U	407	50	10-114	
Isophorone	811	62 U	428	53	29-110	
N-Nitrosodi-n-propylamine	811	62 U	434	53	26-110	
N-Nitrosodimethylamine	811	120 U	431	53	20-110	
N-Nitrosodiphenylamine	1620	62 U	911	56	22-110	
Naphthalene	811	8.3 U	419	52	10-111	
Nitrobenzene	811	120 U	440	54	23-110	
Pentachlorophenol	1620	190 U	734	45	10-110	
Phenanthrene	811	8.3 U	456	56	10-166	
Phenol	811	11 J	445	54	17-110	
Pyrene	811	4.9 J	502	61	10-147	
2,2'-oxybis[1-chloropropane]	811	120 U	415	51	11-110	
2,6-Dinitrotoluene	811	250 U	465	57	35-110	
4-Nitrophenol	1620	410 U	950	59	10-113	

Column to be used to flag recovery and RPD values

FORM III 8270D

FORM III
GC/MS SEMI VOA MATRIX SPIKE DUPLICATE RECOVERY

Lab Name: TestAmerica Canton Job No.: 240-28528-1

SDG No.:

Matrix: Solid Level: Low Lab File ID: 0914030.D

Lab ID: 240-28679-H-2-F MSD not in SDG Client ID:

COMPOUND	SPIKE ADDED (ug/Kg)	MSD CONCENTRATION (ug/Kg)	MSD % REC	% RPD	QC LIMITS RPD	QC LIMITS REC	#
1,1'-Biphenyl	829	477	58	11	32	32-110	
1,4-Dioxane	829	132	16	12	50	10-110	
2,4,6-Trichlorophenol	829	522	63	16	38	10-110	
2,4,5-Trichlorophenol	829	558	67	25	99	10-117	
2,4-Dichlorophenol	829	506	61	13	34	10-110	
2,4-Dimethylphenol	829	564	68	16	31	10-110	
2,4-Dinitrophenol	1660	513	31	14	99	10-110	
2,4-Dinitrotoluene	829	616	74	26	30	32-110	
2-Chloronaphthalene	829	478	58	11	30	28-110	
2-Chlorophenol	829	458	55	7	47	10-110	
2-Methylnaphthalene	829	459	55	8	42	10-133	
2-Methylphenol	829	502	61	14	51	24-110	
2-Nitroaniline	829	583	70	20	31	39-110	
2-Nitrophenol	829	485	59	5	49	10-110	
3 & 4 Methylphenol	829	464 J	56	3	50	25-110	
3,3'-Dichlorobenzidine	1660	1150	70	31	56	10-110	
3-Nitroaniline	829	561	68	25	30	10-110	
4,6-Dinitro-2-methylphenol	1660	671	40	34	55	10-110	
4-Bromophenyl phenyl ether	829	574	69	24	30	33-110	
4-Chloro-3-methylphenol	829	558	67	18	54	25-110	
4-Chloroaniline	829	449	54	16	36	10-110	
4-Chlorophenyl phenyl ether	829	528	64	19	30	32-110	
4-Nitroaniline	829	600	72	29	48	10-110	
Acenaphthene	829	499	60	14	99	22-110	
Acenaphthylene	829	481	58	13	99	24-110	
Acetophenone	829	438	53	5	43	31-110	
Anthracene	829	601	73	26	99	20-110	
Atrazine	1660	1300	79	28	30	45-118	
Benzaldehyde	1660	806	49	5	42	23-110	
Benzo[a]anthracene	829	630	76	26	99	10-122	
Benzo[a]pyrene	829	673	81	31	99	10-110	
Benzo[b]fluoranthene	829	716	86	35	99	12-118	
Benzo[g,h,i]perylene	829	520	63	31	99	10-117	
Benzo[k]fluoranthene	829	661	80	25	99	10-121	
Bis(2-chloroethoxy)methane	829	482	58	12	37	26-110	
Bis(2-chloroethyl)ether	829	417	50	3	55	21-110	
Bis(2-ethylhexyl) phthalate	829	693	80	23	30	40-110	
Butyl benzyl phthalate	829	697	84	26	30	44-110	
Caprolactam	1660	1310	79	20	32	10-134	
Carbazole	829	625	75	29	30	34-110	
Chrysene	829	630	76	27	99	10-125	
Di-n-butyl phthalate	829	666	76	27	30	43-110	

Column to be used to flag recovery and RPD values

FORM III 8270D

FORM III
GC/MS SEMI VOA MATRIX SPIKE DUPLICATE RECOVERY

Lab Name: TestAmerica Canton Job No.: 240-28528-1

SDG No.:

Matrix: Solid Level: Low Lab File ID: 0914030.D

Lab ID: 240-28679-H-2-F MSD Client ID:

COMPOUND	SPIKE ADDED (ug/Kg)	MSD CONCENTRATION (ug/Kg)	MSD % REC	% RPD	QC LIMITS RPD	QC LIMITS REC	#
Di-n-octyl phthalate	829	662	80	28	30	24-119	
Dibenzo(a,h)anthracene	829	565	68	38	99	14-113	
Dibenzofuran	829	508	61	17	30	29-110	
Diethyl phthalate	829	590	71	23	30	42-110	
Dimethyl phthalate	829	564	68	21	30	41-110	
Fluoranthene	829	625	75	28	99	10-110	
Fluorene	829	527	64	17	99	23-110	
Hexachlorobenzene	829	542	65	21	30	34-110	
Hexachlorobutadiene	829	386	47	5	34	25-110	
Hexachlorocyclopentadiene	829	106 J	13	6	79	10-110	
Hexachloroethane	829	353	43	9	50	12-110	
Indeno[1,2,3-cd]pyrene	829	559	67	31	99	10-114	
Isophorone	829	463	56	8	38	29-110	
N-Nitrosodi-n-propylamine	829	469	57	8	42	26-110	
N-Nitrosodimethylamine	829	465	56	8	46	20-110	
N-Nitrosodiphenylamine	1660	1190	72	26	30	22-110	
Naphthalene	829	418	50	0	99	10-111	
Nitrobenzene	829	454	55	3	41	23-110	
Pentachlorophenol	1660	960	58	27	50	10-110	
Phenanthrene	829	596	72	27	99	10-166	
Phenol	829	493	58	10	53	17-110	
Pyrene	829	648	78	25	99	10-147	
2,2'-oxybis[1-chloropropane]	829	406	49	2	42	11-110	
2,6-Dinitrotoluene	829	578	70	22	30	35-110	
4-Nitrophenol	1660	1150	69	19	49	10-113	

Column to be used to flag recovery and RPD values

FORM III 8270D

FORM V
GC/MS SEMI VOA INSTRUMENT PERFORMANCE CHECK
DECAFLUOROTRIPHENYLPHOSPHINE (DFTPP)

Lab Name: TestAmerica Canton Job No.: 240-28528-1

SDG No.:

Lab File ID: 0913001.D DFTPP Injection Date: 09/13/2013

Instrument ID: A4AG2 DFTPP Injection Time: 07:46

Analysis Batch No.: 101294

M/E	ION ABUNDANCE CRITERIA	% RELATIVE ABUNDANCE	
51	30.0- 80.0% of mass 198	42.9	
68	Less than 2.0% of mass 69	0.0	(0.0)1
69	Mass 69 relative abundance	48.8	
70	Less than 2.0% of mass 69	0.3	(0.6)1
127	25.0 - 75.0% of mass 198	55.6	
197	Less than 1.0% of mass 198	0.0	
198	Base Peak, 100% relative abundance	100.0	
199	5.0 to 9.0% of mass 198	7.0	
275	10.0- 30.0% of mass 198	24.9	
365	Greater than 0.75% of mass 198	3.1	
441	Present, but less than mass 443	10.5	
442	40.0 - 110.0% of mass 198	70.2	
443	15.0 - 24.0% of mass 442	13.7	(19.6)2

1-Value is % mass 69 2-Value is % mass 442

THIS CHECK APPLIES TO THE FOLLOWING SAMPLES, MS, MSD, BLANKS AND STANDARDS:

CLIENT SAMPLE ID	LAB SAMPLE ID	LAB FILE ID	DATE ANALYZED	TIME ANALYZED
	STD9 240-101294/2	0913002.D	09/13/2013	08:02
	STD8 240-101294/3	0913003.D	09/13/2013	08:24
	STD7 240-101294/4	0913004.D	09/13/2013	08:46
	STD6 240-101294/5	0913005.D	09/13/2013	09:07
	STD5 240-101294/6	0913006.D	09/13/2013	09:29
	STD4 240-101294/7	0913007.D	09/13/2013	09:50
	STD3 240-101294/8	0913008.D	09/13/2013	10:12
	STD2 240-101294/9	0913009.D	09/13/2013	10:34
	STD1 240-101294/10	0913010.D	09/13/2013	10:55
	ICV 240-101294/11	0913011.D	09/13/2013	11:17

FORM VI
GC/MS SEMI VOA INITIAL CALIBRATION DATA
INTERNAL STANDARD CURVE EVALUATION

Lab Name: TestAmerica Canton Job No.: 240-28528-1 Analy Batch No.: 101294

SDG No.:

Instrument ID: A4AG2 GC Column: RXI-5SILMS ID: 0.45(mm) Heated Purge: (Y/N) N

Calibration Start Date: 09/13/2013 08:02 Calibration End Date: 09/13/2013 10:55 Calibration ID: 17426

Calibration Files:

LEVEL:	LAB SAMPLE ID:	LAB FILE ID:
Level 1	STD1 240-101294/10	0913010.D
Level 2	STD2 240-101294/9	0913009.D
Level 3	STD3 240-101294/8	0913008.D
Level 4	STD4 240-101294/7	0913007.D
Level 5	STD5 240-101294/6	0913006.D
Level 6	STD6 240-101294/5	0913005.D
Level 7	STD7 240-101294/4	0913004.D
Level 8	STD8 240-101294/3	0913003.D
Level 9	STD9 240-101294/2	0913002.D

ANALYTE	RRF					CURVE TYPE	COEFFICIENT			#	MIN RRF	%RSD	#	MAX %RSD	R^2 OR COD	#	MIN R^2 OR COD
	LVL 1 LVL 6	LVL 2 LVL 7	LVL 3 LVL 8	LVL 4 LVL 9	LVL 5		B	M1	M2								
1,4-Dioxane	0.5433	0.3679 0.5325	0.3907 0.5819	0.4873 0.6060	0.5709	Ave		0.5101				17.0		20.0			
N-Nitrosodimethylamine	0.7807	0.5316 0.7849	0.5503 0.8454	0.7727 0.8717	0.7829	Ave		0.7400				17.0		20.0			
Pyridine	1.3572	0.9087 1.2904	1.0076 1.4146	1.2964 1.4700	1.3162	Ave		1.2576				16.0		20.0			
Benzaldehyde	1.0559 1.0936	1.0283 1.0179	1.0022 1.0430	1.0514 1.0544	1.0903	Ave		1.0486			0.0100	2.9		20.0			
Phenol	1.6226	1.5969 1.6193	1.6192 1.7484	1.5957 1.7707	1.6630	Ave		1.6545			0.8000	4.1		20.0			
Aniline	2.0241	1.8927 1.8495	1.9392 1.9606	1.9623 1.9648	1.9396	Ave		1.9416				2.7		20.0			
Bis(2-chloroethyl)ether	1.2920	1.3448 1.2858	1.2730 1.3829	1.3436 1.3898	1.3152	Ave		1.3284			0.7000	3.3		20.0			
2-Chlorophenol	1.3162	1.2679 1.3012	1.3140 1.4325	1.3205 1.4321	1.3055	Ave		1.3362			0.8000	4.6		20.0			
1,3-Dichlorobenzene	1.3965	1.4381 1.4051	1.3829 1.5255	1.4470 1.5376	1.4453	Ave		1.4472				3.9		20.0			
1,4-Dichlorobenzene	1.4260	1.4300 1.4352	1.4655 1.5316	1.4617 1.5274	1.4458	Ave		1.4654				2.9		20.0			
Benzyl alcohol	0.8705	0.7895 0.8790	0.8326 0.9420	0.8714 0.9650	0.8682	Ave		0.8773				6.4		20.0			
1,2-Dichlorobenzene	1.3534	1.4202 1.3579	1.3936 1.4595	1.3935 1.4777	1.3870	Ave		1.4054				3.2		20.0			
2-Methylphenol	1.2142	1.1421 1.1982	1.1477 1.2777	1.2160 1.2681	1.2395	Ave		1.2129			0.7000	4.1		20.0			

Note: The m1 coefficient is the same as Ave RRF for an Ave curve type.

FORM VI
GC/MS SEMI VOA INITIAL CALIBRATION DATA
INTERNAL STANDARD CURVE EVALUATION

Lab Name: TestAmerica Canton Job No.: 240-28528-1 Analy Batch No.: 101294

SDG No.:

Instrument ID: A4AG2 GC Column: RXI-5SILMS ID: 0.45(mm) Heated Purge: (Y/N) N

Calibration Start Date: 09/13/2013 08:02 Calibration End Date: 09/13/2013 10:55 Calibration ID: 17426

ANALYTE	RRF					CURVE TYPE	COEFFICIENT			#	MIN RRF	%RSD	#	MAX %RSD	R^2 OR COD	#	MIN R^2 OR COD
	LVL 1 LVL 6	LVL 2 LVL 7	LVL 3 LVL 8	LVL 4 LVL 9	LVL 5		B	M1	M2								
Indene	2.3527	2.3443 2.2881	2.3351 2.4149	2.3744 2.4173	2.3712	Ave		2.3623				1.8		20.0			
2,2'-oxybis[1-chloropropane]	1.5456	1.5890 1.5239	1.5475 1.6297	1.5975 1.6615	1.5804	Ave		1.5844				2.9		20.0			
3 & 4 Methylphenol	1.2728	1.2829 1.2525	1.2006 1.3502	1.2382 1.3666	1.2853	Ave		1.2811				4.3		20.0			
N-Nitrosodi-n-propylamine	1.0051	1.0021 0.9843	1.0079 1.0531	1.0201 1.0681	0.9963	Ave		1.0171			0.5000	2.8		20.0			
Acetophenone	1.8181	1.8916 1.8359	1.9403 1.9215	1.9037 1.9673	1.8616	Ave		1.8925			0.0100	2.7		20.0			
Hexachloroethane	0.5509	0.5179 0.5701	0.5556 0.6079	0.5817 0.6204	0.5934	Ave		0.5747			0.3000	5.8		20.0			
Nitrobenzene	0.3547	0.3311 0.3561	0.3640 0.3921	0.3482 0.3999	0.3658	Ave		0.3640			0.2000	6.2		20.0			
Isophorone	0.6541	0.6382 0.6413	0.6471 0.7060	0.6406 0.7113	0.6470	Ave		0.6607			0.4000	4.5		20.0			
2-Nitrophenol	0.1685	0.1250 0.1697	0.1359 0.1844	0.1509 0.1881	0.1672	Ave		0.1612			0.1000	14.0		20.0			
2,4-Dimethylphenol	0.3276	0.2846 0.2542	0.2997 0.2724	0.2568 0.2724	0.2708	Ave		0.2798			0.2000	8.6		20.0			
Benzoic acid	0.1917	0.0717 0.1946	0.0852 0.2244	0.1019 0.2318	0.1417	Lin	-0.567	0.2347							0.9920		0.9900
Bis(2-chloroethoxy)methane	0.3975	0.3949 0.3813	0.4021 0.4156	0.3877 0.4239	0.3976	Ave		0.4001			0.3000	3.5		20.0			
2,4-Dichlorophenol	0.2634	0.2286 0.2611	0.2474 0.2884	0.2567 0.2889	0.2647	Ave		0.2624			0.2000	7.6		20.0			
1,2,4-Trichlorobenzene	0.2759	0.2854 0.2723	0.2876 0.3011	0.2758 0.2996	0.2731	Ave		0.2839				4.1		20.0			
Naphthalene	1.1338 0.9612	0.9948 0.9591	0.9685 1.0372	0.9921 1.0415	0.9593	Ave		1.0053			0.7000	5.7		20.0			
4-Chloroaniline	0.4145	0.4009 0.3956	0.4099 0.4319	0.4008 0.4396	0.4039	Ave		0.4121			0.0100	3.8		20.0			
Hexachlorobutadiene	0.1545	0.1589 0.1563	0.1621 0.1693	0.1545 0.1682	0.1556	Ave		0.1599			0.0100	3.7		20.0			
Caprolactam	0.0966	0.0979 0.0863	0.0996 0.0947	0.1020 0.0928	0.1036	Ave		0.0967			0.0100	5.7		20.0			
4-Chloro-3-methylphenol	0.2893	0.2508 0.2851	0.2686 0.3080	0.2701 0.3137	0.2848	Ave		0.2838			0.2000	7.3		20.0			
2-Methylnaphthalene	0.6686 0.6433	0.6360 0.6270	0.6806 0.6866	0.6625 0.7009	0.6512	Ave		0.6618			0.4000	3.7		20.0			

Note: The ml coefficient is the same as Ave RRF for an Ave curve type.

FORM VI
GC/MS SEMI VOA INITIAL CALIBRATION DATA
INTERNAL STANDARD CURVE EVALUATION

Lab Name: TestAmerica Canton Job No.: 240-28528-1 Analy Batch No.: 101294

SDG No.:

Instrument ID: A4AG2 GC Column: RXI-5SILMS ID: 0.45(mm) Heated Purge: (Y/N) N

Calibration Start Date: 09/13/2013 08:02 Calibration End Date: 09/13/2013 10:55 Calibration ID: 17426

ANALYTE	RRF					CURVE TYPE	COEFFICIENT			#	MIN RRF	%RSD	#	MAX %RSD	R^2 OR COD	#	MIN R^2 OR COD
	LVL 1 LVL 6	LVL 2 LVL 7	LVL 3 LVL 8	LVL 4 LVL 9	LVL 5		B	M1	M2								
1-Methylnaphthalene	0.6516	0.5837	0.6129	0.6090	0.6149	Ave		0.6163				4.1		20.0			
	0.5952	0.5903	0.6403	0.6493													
Hexachlorocyclopentadiene		0.1113	0.1438	0.1590	0.2064	Lin1	-0.129	0.2730			0.0500				0.9930		0.9900
	0.2413	0.2496	0.2796	0.2841													
1,2,4,5-Tetrachlorobenzene		0.4462	0.4575	0.4584	0.4577	Ave		0.4573			0.0100	3.3		20.0			
	0.4390	0.4434	0.4851	0.4709													
2,4,6-Trichlorophenol		0.2253	0.2697	0.2805	0.3022	Ave		0.2968			0.2000	13.0		20.0			
	0.3061	0.3143	0.3402	0.3360													
2,4,5-Trichlorophenol		0.2481	0.3267	0.3060	0.3108	Ave		0.3214			0.2000	11.0		20.0			
	0.3204	0.3329	0.3647	0.3619													
1,1'-Biphenyl	1.4626	1.3153	1.3145	1.3024	1.3126	Ave		1.3360			0.0100	4.4		20.0			
	1.2736	1.2894	1.3819	1.3721													
2-Chloronaphthalene	1.1065	1.0170	1.0333	0.9887	0.9792	Ave		1.0262			0.8000	4.6		20.0			
	0.9737	0.9944	1.0742	1.0690													
2-Nitroaniline		0.2661	0.2864	0.3143	0.3238	Ave		0.3210			0.0100	10.0		20.0			
	0.3280	0.3310	0.3594	0.3590													
Dimethyl phthalate		1.1744	1.1834	1.1699	1.1590	Ave		1.1922			0.0100	3.7		20.0			
	1.1546	1.1740	1.2644	1.2580													
1,3-Dinitrobenzene		0.1114	0.1374	0.1482	0.1817	Lin1	-0.073	0.2103							0.9960		0.9900
	0.1855	0.1967	0.2180	0.2145													
2,6-Dinitrotoluene		0.2098	0.2381	0.2486	0.2648	Ave		0.2614				11.0		20.0			
	0.2660	0.2736	0.2938	0.2969													
Acenaphthylene	1.7120	1.5510	1.6252	1.6330	1.6241	Ave		1.6597			0.9000	4.4		20.0			
	1.6216	1.6424	1.7871	1.7407													
3-Nitroaniline		0.2733	0.2856	0.3040	0.3109	Ave		0.3101			0.0100	7.6		20.0			
	0.3096	0.3160	0.3390	0.3422													
Acenaphthene	1.2032	1.0578	1.0795	1.0069	1.0365	Ave		1.0572			0.9000	5.8		20.0			
	1.0038	1.0091	1.0673	1.0504													
2,4-Dinitrophenol		+++++	+++++	0.0573	0.1013	Lin1	-0.552	0.1717			0.0100				0.9950		0.9900
	0.1285	0.1493	0.1640	0.1655													
4-Nitrophenol		0.1227	0.1386	0.1567	0.1788	Ave		0.1683				16.0		20.0			
	0.1755	0.1810	0.1970	0.1961													
2,4-Dinitrotoluene		0.2439	0.2996	0.3273	0.3501	Ave		0.3412			0.2000	15.0		20.0			
	0.3553	0.3649	0.3951	0.3932													
Dibenzofuran	1.7921	1.4852	1.4740	1.4564	1.4637	Ave		1.5104			0.8000	7.5		20.0			
	1.4128	1.4392	1.5506	1.5194													
2,3,4,6-Tetrachlorophenol		0.1822	0.2101	0.2470	0.2653	Ave		0.2547			0.0100	16.0		20.0			
	0.2686	0.2774	0.2965	0.2906													
Diethyl phthalate		1.1052	1.1992	1.1884	1.2096	Ave		1.1920			0.0100	4.4		20.0			
	1.1547	1.1620	1.2652	1.2520													

Note: The m1 coefficient is the same as Ave RRF for an Ave curve type.

FORM VI
GC/MS SEMI VOA INITIAL CALIBRATION DATA
INTERNAL STANDARD CURVE EVALUATION

Lab Name: TestAmerica Canton Job No.: 240-28528-1 Analy Batch No.: 101294

SDG No.:

Instrument ID: A4AG2 GC Column: RXI-5SILMS ID: 0.45(mm) Heated Purge: (Y/N) N

Calibration Start Date: 09/13/2013 08:02 Calibration End Date: 09/13/2013 10:55 Calibration ID: 17426

ANALYTE	RRF					CURVE TYPE	COEFFICIENT			#	MIN RRF	%RSD	#	MAX %RSD	R^2 OR COD	#	MIN R^2 OR COD
	LVL 1 LVL 6	LVL 2 LVL 7	LVL 3 LVL 8	LVL 4 LVL 9	LVL 5		B	M1	M2								
4-Chlorophenyl phenyl ether	0.5292	0.5428 0.5341	0.5537 0.5762	0.5354 0.5756	0.5495	Ave		0.5496			0.4000	3.3		20.0			
4-Nitroaniline	0.3116	0.2678 0.3157	0.2714 0.3348	0.3070 0.3307	0.3178	Ave		0.3071			0.0100	8.1		20.0			
Fluorene	1.3792 1.1653	1.2602 1.1759	1.2246 1.2539	1.2348 1.2355	1.1991	Ave		1.2365			0.9000	5.1		20.0			
4,6-Dinitro-2-methylphenol	0.1203	+++++ 0.1241	0.0495 0.1390	0.0673 0.1454	0.1013	Lin1	-0.250	0.1416			0.0100				0.9940		0.9900
N-Nitrosodiphenylamine	0.5301	0.5384 0.5121	0.5417 0.5491	0.5450 0.5554	0.5309	Ave		0.5378			0.0100	2.5		20.0			
1,2-Diphenylhydrazine(as Azobenzene)	0.8341	0.7620 0.7952	0.8174 0.8637	0.8235 0.8802	0.8090	Ave		0.8231				4.5		20.0			
Azobenzene	0.8341	0.7620 0.7952	0.8174 0.8637	0.8235 0.8802	0.8090	Ave		0.8231				4.5		20.0			
4-Bromophenyl phenyl ether	0.1888	0.1694 0.1884	0.1738 0.2029	0.1844 0.2066	0.1914	Ave		0.1882			0.1000	6.8		20.0			
Hexachlorobenzene	0.2110 0.1994	0.1899 0.1929	0.1924 0.2147	0.2019 0.2158	0.1923	Ave		0.2012			0.1000	5.1		20.0			
Atrazine	0.1897	0.1763 0.1682	0.1887 0.1717	0.1934 0.1669	0.1834	Ave		0.1798			0.0100	5.8		20.0			
Pentachlorophenol	0.1323	0.0675 0.1315	0.0852 0.1445	0.1031 0.1458	0.1209	Lin1	-0.106	0.1425			0.0500				0.9970		0.9900
Phenanthrene	1.2479 1.0178	1.0413 0.9987	1.0237 1.0653	1.0163 1.0803	1.0168	Ave		1.0564			0.7000	7.2		20.0			
Anthracene	1.1326 1.0525	0.9828 1.0037	1.0282 1.0902	1.0275 1.0956	1.0219	Ave		1.0483			0.7000	4.6		20.0			
Carbazole	0.9911	0.9970 0.9623	0.9886 1.0362	1.0139 1.0579	0.9709	Ave		1.0022			0.0100	3.2		20.0			
Di-n-butyl phthalate	1.2702	1.1344 1.2420	1.1801 1.3412	1.2354 1.3560	1.2522	Ave		1.2514			0.0100	5.9		20.0			
Fluoranthene	1.2164 1.1160	1.1047 1.0726	1.0678 1.1714	1.0872 1.1838	1.0908	Ave		1.1234			0.6000	4.8		20.0			
Benzidine		0.2363	0.2650	0.2182 +++++	0.2536	Ave		0.2433				8.4		20.0			
Pyrene	1.2261 1.0806	1.0233 1.0644	1.0822 1.1397	1.0543 1.1221	1.0434	Ave		1.0929			0.6000	5.7		20.0			
Butyl benzyl phthalate	0.5282	0.4165 0.5310	0.4655 0.5701	0.4797 0.5683	0.5060	Ave		0.5082			0.0100	10.0		20.0			
3,3'-Dichlorobenzidine	0.3835	0.2829 0.3735	0.3118 0.3997	0.3075 0.3992	0.3524	Ave		0.3513			0.0100	13.0		20.0			

Note: The m1 coefficient is the same as Ave RRF for an Ave curve type.

FORM VI
GC/MS SEMI VOA INITIAL CALIBRATION DATA
INTERNAL STANDARD CURVE EVALUATION

Lab Name: TestAmerica Canton Job No.: 240-28528-1 Analy Batch No.: 101294

SDG No.:

Instrument ID: A4AG2 GC Column: RXI-5SILMS ID: 0.45(mm) Heated Purge: (Y/N) N

Calibration Start Date: 09/13/2013 08:02 Calibration End Date: 09/13/2013 10:55 Calibration ID: 17426

ANALYTE	RRF					CURVE TYPE	COEFFICIENT			#	MIN RRF	%RSD	#	MAX %RSD	R^2 OR COD	#	MIN R^2 OR COD
	LVL 1 LVL 6	LVL 2 LVL 7	LVL 3 LVL 8	LVL 4 LVL 9	LVL 5		B	M1	M2								
Bis(2-ethylhexyl) phthalate	0.7507	0.6378 0.7370	0.6669 0.7946	0.6911 0.7929	0.7246	Ave		0.7245			0.0100	7.8		20.0			
Benzo[a]anthracene	1.1803 1.0035	0.9331 0.9905	1.0067 1.0619	0.9737 1.0306	0.9721	Ave		1.0169			0.8000	7.0		20.0			
Chrysene	1.1114 0.9391	0.9147 0.9187	0.9713 1.0110	0.9259 0.9974	0.9035	Ave		0.9659			0.7000	6.9		20.0			
Di-n-octyl phthalate	1.4170	0.8438 1.4182	0.9956 1.5910	1.1593 1.5944	1.3153	Lin1	-0.520	1.5490			0.0100				0.9960		0.9900
Benzo[b]fluoranthene	0.8968 1.0994	0.8833 1.1364	0.9096 1.2255	1.0059 1.1692	1.0128	Ave		1.0376			0.7000	12.0		20.0			
Benzo[k]fluoranthene	1.1963 1.1768	1.1216 1.1411	1.0286 1.2771	1.1699 1.2924	1.1673	Ave		1.1746			0.7000	6.7		20.0			
Benzo[a]pyrene	0.9007 1.0744	0.8488 1.0438	0.9307 1.1492	0.9521 1.1422	0.9882	Ave		1.0034			0.7000	11.0		20.0			
Indeno[1,2,3-cd]pyrene	0.8608 1.1453	0.8644 1.1777	0.9179 1.2891	1.0414 1.2985	1.0586	Ave		1.0726			0.5000	16.0		20.0			
Dibenzo(a,h)anthracene	0.7123 0.8999	0.6465 0.9279	0.6784 1.0275	0.7935 1.0354	0.8325	Ave		0.8393			0.4000	17.0		20.0			
Benzo[g,h,i]perylene	0.9011 0.9733	0.7836 0.9785	0.8250 1.0809	0.8543 1.0860	0.8876	Ave		0.9300			0.5000	12.0		20.0			
2-Fluorophenol (Surr)	1.1462	1.2262 1.2156	1.1612 1.3097	1.2217 1.3386	1.2073	Ave		1.2283				5.4		20.0			
Phenol-d5 (Surr)	1.5321	1.5252 1.5983	1.5716 1.7084	1.5905 1.7530	1.6170	Ave		1.6120				5.0		20.0			
Nitrobenzene-d5 (Surr)	0.3331 0.3526	0.3517 0.3675	0.3596 0.4103	0.3700 0.4068	0.3699	Ave		0.3690				6.8		20.0			
2-Fluorobiphenyl (Surr)	1.2710 1.1109	1.1629 1.1681	1.2030 1.2737	1.1801 1.2761	1.1911	Ave		1.2041				4.8		20.0			
2,4,6-Tribromophenol (Surr)	0.1439	0.1140 0.1558	0.1261 0.1729	0.1308 0.1690	0.1433	Ave		0.1445				14.0		20.0			
Terphenyl-d14 (Surr)	0.7355 0.6088	0.5808 0.6406	0.6319 0.6955	0.6146 0.6752	0.6152	Ave		0.6442				7.6		20.0			

Note: The m1 coefficient is the same as Ave RRF for an Ave curve type.

FORM VII
GC/MS SEMI VOA CONTINUING CALIBRATION DATA

no Samples

Lab Name: TestAmerica Canton Job No.: 240-28528-1

SDG No.:

Lab Sample ID: ICV 240-101294/11 Calibration Date: 09/13/2013 11:17

Instrument ID: A4AG2 Calib Start Date: 09/13/2013 08:02

GC Column: RXI-5SILMS ID: 0.45(mm) Calib End Date: 09/13/2013 10:55

Lab File ID: 0913011.D Conc. Units: ng/uL

ANALYTE	CURVE TYPE	AVE RRF	RRF	MIN RRF	CALC AMOUNT	SPIKE AMOUNT	%D	MAX %D
1,4-Dioxane	Ave	0.5101	0.5724		11.2	10.0	12.2	30.0
N-Nitrosodimethylamine	Ave	0.7400	0.8063		10.9	10.0	9.0	30.0
Pyridine	Ave	1.258	1.458		11.6	10.0	15.9	30.0
Benzaldehyde	Ave	1.049	1.167	0.0100	22.3	20.0	11.3	30.0
Phenol	Ave	1.654	1.709	0.8000	10.3	10.0	3.3	30.0
Aniline	Ave	1.942	2.162		11.1	10.0	11.3	30.0
Bis(2-chloroethyl)ether	Ave	1.328	1.354	0.7000	10.2	10.0	1.9	30.0
2-Chlorophenol	Ave	1.336	1.374	0.8000	10.3	10.0	2.8	30.0
1,3-Dichlorobenzene	Ave	1.447	1.466		10.1	10.0	1.3	30.0
1,4-Dichlorobenzene	Ave	1.465	1.535		10.5	10.0	4.8	30.0
Benzyl alcohol	Ave	0.8773	0.9168		10.5	10.0	4.5	30.0
1,2-Dichlorobenzene	Ave	1.405	1.440		10.2	10.0	2.5	30.0
2-Methylphenol	Ave	1.213	1.303	0.7000	10.7	10.0	7.4	30.0
Indene	Ave	2.362	2.455		20.8	20.0	3.9	30.0
2,2'-oxybis[1-chloropropane]	Ave	1.584	1.611		7.32	7.20	1.6	30.0
3 & 4 Methylphenol	Ave	1.281	1.360		10.6	10.0	6.2	30.0
N-Nitrosodi-n-propylamine	Ave	1.017	1.050	0.5000	10.3	10.0	3.2	30.0
Acetophenone	Ave	1.893	1.921	0.0100	10.2	10.0	1.5	30.0
Hexachloroethane	Ave	0.5747	0.6065	0.3000	10.6	10.0	5.5	30.0
Nitrobenzene	Ave	0.3640	0.3844	0.2000	10.6	10.0	5.6	30.0
Isophorone	Ave	0.6607	0.7212	0.4000	10.9	10.0	9.2	30.0
2-Nitrophenol	Ave	0.1612	0.1762	0.1000	10.9	10.0	9.3	30.0
2,4-Dimethylphenol	Ave	0.2798	0.3272	0.2000	11.7	10.0	17.0	30.0
Benzoic acid	Lin		0.1897		18.6	20.0	-7.1	30.0
Bis(2-chloroethoxy)methane	Ave	0.4001	0.3929	0.3000	9.82	10.0	-1.8	30.0
2,4-Dichlorophenol	Ave	0.2624	0.2722	0.2000	10.4	10.0	3.8	30.0
1,2,4-Trichlorobenzene	Ave	0.2839	0.2949		10.4	10.0	3.9	30.0
Naphthalene	Ave	1.005	1.020	0.7000	10.1	10.0	1.4	30.0
4-Chloroaniline	Ave	0.4121	0.4234	0.0100	10.3	10.0	2.7	30.0
Hexachlorobutadiene	Ave	0.1599	0.1603	0.0100	10.0	10.0	0.2	30.0
Caprolactam	Ave	0.0967	0.1020	0.0100	21.1	20.0	5.5	30.0
4-Chloro-3-methylphenol	Ave	0.2838	0.3037	0.2000	10.7	10.0	7.0	30.0
2-Methylnaphthalene	Ave	0.6618	0.6656	0.4000	10.1	10.0	0.6	30.0
1-Methylnaphthalene	Ave	0.6163	0.6258		10.2	10.0	1.5	30.0
Hexachlorocyclopentadiene	Lin1		0.2478	0.0500	9.55	10.0	-4.5	30.0
1,2,4,5-Tetrachlorobenzene	Ave	0.4573	0.4679	0.0100	10.2	10.0	2.3	30.0
2,4,6-Trichlorophenol	Ave	0.2968	0.3398	0.2000	11.4	10.0	14.5	30.0
2,4,5-Trichlorophenol	Ave	0.3214	0.3474	0.2000	10.8	10.0	8.1	30.0
1,1'-Biphenyl	Ave	1.336	1.366	0.0100	10.2	10.0	2.2	30.0
2-Chloronaphthalene	Ave	1.026	1.054	0.8000	10.3	10.0	2.7	30.0
2-Nitroaniline	Ave	0.3210	0.3600	0.0100	11.2	10.0	12.1	30.0

FORM VII
GC/MS SEMI VOA CONTINUING CALIBRATION DATA

Lab Name: TestAmerica Canton Job No.: 240-28528-1

SDG No.:

Lab Sample ID: ICV 240-101294/11 Calibration Date: 09/13/2013 11:17

Instrument ID: A4AG2 Calib Start Date: 09/13/2013 08:02

GC Column: RXI-5SILMS ID: 0.45(mm) Calib End Date: 09/13/2013 10:55

Lab File ID: 0913011.D Conc. Units: ng/uL

ANALYTE	CURVE TYPE	AVE RRF	RRF	MIN RRF	CALC AMOUNT	SPIKE AMOUNT	%D	MAX %D
Dimethyl phthalate	Ave	1.192	1.258	0.0100	10.6	10.0	5.5	30.0
1,3-Dinitrobenzene	Lin1		0.1924		9.49	10.0	-5.1	30.0
2,6-Dinitrotoluene	Ave	0.2614	0.2954		11.3	10.0	13.0	30.0
Acenaphthylene	Ave	1.660	1.771	0.9000	10.7	10.0	6.7	30.0
3-Nitroaniline	Ave	0.3101	0.3302	0.0100	10.6	10.0	6.5	30.0
2,4-Dinitrophenol	Lin1		0.1233	0.0100	17.6	20.0	-12.1	30.0
Acenaphthene	Ave	1.057	1.106	0.9000	10.5	10.0	4.6	30.0
4-Nitrophenol	Ave	0.1683	0.1928		22.9	20.0	14.6	30.0
2,4-Dinitrotoluene	Ave	0.3412	0.3922	0.2000	11.5	10.0	15.0	30.0
Dibenzofuran	Ave	1.510	1.547	0.8000	10.2	10.0	2.5	30.0
2,3,4,6-Tetrachlorophenol	Ave	0.2547	0.2843	0.0100	11.2	10.0	11.6	30.0
Diethyl phthalate	Ave	1.192	1.283	0.0100	10.8	10.0	7.7	30.0
4-Chlorophenyl phenyl ether	Ave	0.5496	0.5831	0.4000	10.6	10.0	6.1	30.0
4-Nitroaniline	Ave	0.3071	0.3366	0.0100	11.0	10.0	9.6	30.0
Fluorene	Ave	1.237	1.300	0.9000	10.5	10.0	5.2	30.0
4,6-Dinitro-2-methylphenol	Lin1		0.1254	0.0100	19.5	20.0	-2.7	30.0
N-Nitrosodiphenylamine	Ave	0.5378	0.5853	0.0100	21.8	20.0	8.8	30.0
1,2-Diphenylhydrazine(as Azobenzene)	Ave	0.8231	0.8972		10.9	10.0	9.0	30.0
4-Bromophenyl phenyl ether	Ave	0.1882	0.2054	0.1000	10.9	10.0	9.1	30.0
Hexachlorobenzene	Ave	0.2012	0.2116	0.1000	10.5	10.0	5.2	30.0
Atrazine	Ave	0.1798	0.2111	0.0100	23.5	20.0	17.4	30.0
Pentachlorophenol	Lin1		0.1476	0.0500	21.5	20.0	7.3	30.0
Phenanthrene	Ave	1.056	1.107	0.7000	10.5	10.0	4.7	30.0
Anthracene	Ave	1.048	1.143	0.7000	10.9	10.0	9.0	30.0
Carbazole	Ave	1.002	1.058	0.0100	10.6	10.0	5.5	30.0
Di-n-butyl phthalate	Ave	1.251	1.383	0.0100	11.1	10.0	10.5	30.0
Fluoranthene	Ave	1.123	1.194	0.6000	10.6	10.0	6.3	30.0
Pyrene	Ave	1.093	1.170	0.6000	10.7	10.0	7.0	30.0
Butyl benzyl phthalate	Ave	0.5082	0.5880	0.0100	11.6	10.0	15.7	30.0
3,3'-Dichlorobenzidine	Ave	0.3513	0.4217	0.0100	24.0	20.0	20.0	30.0
Bis(2-ethylhexyl) phthalate	Ave	0.7245	0.8254	0.0100	11.4	10.0	13.9	30.0
Benzo[a]anthracene	Ave	1.017	1.094	0.8000	10.8	10.0	7.6	30.0
Chrysene	Ave	0.9659	1.081	0.7000	11.2	10.0	12.0	30.0
Di-n-octyl phthalate	Lin1		1.567	0.0100	10.5	10.0	4.5	30.0
Benzo[b]fluoranthene	Ave	1.038	1.185	0.7000	11.4	10.0	14.2	30.0
Benzo[k]fluoranthene	Ave	1.175	1.301	0.7000	11.1	10.0	10.8	30.0
Benzo[a]pyrene	Ave	1.003	1.156	0.7000	11.5	10.0	15.3	30.0
Indeno[1,2,3-cd]pyrene	Ave	1.073	1.204	0.5000	11.2	10.0	12.2	30.0
Dibenzo(a,h)anthracene	Ave	0.8393	0.9767	0.4000	11.6	10.0	16.4	30.0
Benzo[g,h,i]perylene	Ave	0.9300	1.048	0.5000	11.3	10.0	12.6	30.0

FORM VII
GC/MS SEMI VOA CONTINUING CALIBRATION DATA

Lab Name: TestAmerica Canton Job No.: 240-28528-1

SDG No.:

Lab Sample ID: ICV 240-101294/11 Calibration Date: 09/13/2013 11:17

Instrument ID: A4AG2 Calib Start Date: 09/13/2013 08:02

GC Column: RXI-5SILMS ID: 0.45(mm) Calib End Date: 09/13/2013 10:55

Lab File ID: 0913011.D Conc. Units: ng/uL

ANALYTE	CURVE TYPE	AVE RRF	RRF	MIN RRF	CALC AMOUNT	SPIKE AMOUNT	%D	MAX %D
Benzidine	Ave	0.2433			0.00500	20.0		30.0
2-Fluorophenol (Surr)	Ave	1.228	1.232		10.0	10.0	0.3	30.0
Phenol-d5 (Surr)	Ave	1.612	1.617		10.0	10.0	0.3	30.0
Nitrobenzene-d5 (Surr)	Ave	0.3690	0.3778		10.2	10.0	2.4	30.0
2-Fluorobiphenyl (Surr)	Ave	1.204	1.206		10.0	10.0	0.2	30.0
2,4,6-Tribromophenol (Surr)	Ave	0.1445	0.1532		10.6	10.0	6.0	30.0
Terphenyl-d14 (Surr)	Ave	0.6442	0.6955		10.8	10.0	8.0	30.0

FORM V
GC/MS SEMI VOA INSTRUMENT PERFORMANCE CHECK
DECAFLUOROTRIPHENYLPHOSPHINE (DFTPP)

Lab Name: TestAmerica Canton Job No.: 240-28528-1

SDG No.:

Lab File ID: 0914001.D DFTPP Injection Date: 09/14/2013

Instrument ID: A4AG2 DFTPP Injection Time: 09:23

Analysis Batch No.: 101456

M/E	ION ABUNDANCE CRITERIA	% RELATIVE ABUNDANCE	
51	30.0- 80.0% of mass 198	40.7	
68	Less than 2.0% of mass 69	0.0	(0.0)1
69	Mass 69 relative abundance	45.3	
70	Less than 2.0% of mass 69	0.3	(0.7)1
127	25.0 - 75.0% of mass 198	52.9	
197	Less than 1.0% of mass 198	0.1	
198	Base Peak, 100% relative abundance	100.0	
199	5.0 to 9.0% of mass 198	6.4	
275	10.0- 30.0% of mass 198	25.2	
365	Greater than 0.75% of mass 198	3.0	
441	Present, but less than mass 443	11.0	
442	40.0 - 110.0% of mass 198	76.6	
443	15.0 - 24.0% of mass 442	14.9	(19.4)2

1-Value is % mass 69 2-Value is % mass 442

THIS CHECK APPLIES TO THE FOLLOWING SAMPLES, MS, MSD, BLANKS AND STANDARDS:

CLIENT SAMPLE ID	LAB SAMPLE ID	LAB FILE ID	DATE ANALYZED	TIME ANALYZED
	STD6 240-101456/2	0914002.D	09/14/2013	10:08
	STD6 240-101456/3	0914003.D	09/14/2013	10:29
DR-SB-223-06-08	240-28528-10	0914013.D	09/14/2013	14:26
DR-SB-224-06-08	240-28528-12	0914014.D	09/14/2013	14:48
DR-SB-225-02-04	240-28528-13	0914015.D	09/14/2013	15:10
DR-SB-225-04-06	240-28528-14	0914016.D	09/14/2013	15:31
	240-28679-H-2-E MS	0914029.D	09/14/2013	20:12
	240-28679-H-2-F MSD	0914030.D	09/14/2013	20:34

FORM VII
GC/MS SEMI VOA CONTINUING CALIBRATION DATA

Lab Name: TestAmerica Canton Job No.: 240-28528-1

SDG No.:

Lab Sample ID: STD6 240-101456/2 Calibration Date: 09/14/2013 10:08

Instrument ID: A4AG2 Calib Start Date: 09/13/2013 08:02

GC Column: RXI-5SILMS ID: 0.45(mm) Calib End Date: 09/13/2013 10:55

Lab File ID: 0914002.D Conc. Units: ng/uL

ANALYTE	CURVE TYPE	AVE RRF	RRF	MIN RRF	CALC AMOUNT	SPIKE AMOUNT	%D	MAX %D
1,4-Dioxane	Ave	0.5101	0.5228		10.3	10.0	2.5	20.0
N-Nitrosodimethylamine	Ave	0.7400	0.7538		10.2	10.0	1.9	20.0
Pyridine	Ave	1.258	1.339		10.6	10.0	6.5	20.0
Benzaldehyde	Ave	1.049	1.135	0.0100	21.6	20.0	8.2	20.0
Phenol	Ave	1.654	1.688	0.8000	10.2	10.0	2.0	20.0
Aniline	Ave	1.942	2.092		10.8	10.0	7.7	20.0
Bis(2-chloroethyl)ether	Ave	1.328	1.315	0.7000	9.90	10.0	-1.0	20.0
2-Chlorophenol	Ave	1.336	1.356	0.8000	10.1	10.0	1.5	20.0
1,3-Dichlorobenzene	Ave	1.447	1.445		9.99	10.0	-0.1	20.0
1,4-Dichlorobenzene	Ave	1.465	1.462		9.98	10.0	-0.2	20.0
Benzyl alcohol	Ave	0.8773	0.8643		9.85	10.0	-1.5	20.0
1,2-Dichlorobenzene	Ave	1.405	1.388		9.88	10.0	-1.2	20.0
2-Methylphenol	Ave	1.213	1.246	0.7000	10.3	10.0	2.7	20.0
Indene	Ave	2.362	2.380		20.2	20.0	0.8	20.0
2,2'-oxybis[1-chloropropane]	Ave	1.584	1.541		9.73	10.0	-2.7	20.0
3 & 4 Methylphenol	Ave	1.281	1.296		10.1	10.0	1.2	20.0
N-Nitrosodi-n-propylamine	Ave	1.017	1.023	0.5000	10.1	10.0	0.6	20.0
Acetophenone	Ave	1.893	1.827	0.0100	9.65	10.0	-3.5	20.0
Hexachloroethane	Ave	0.5747	0.5810	0.3000	10.1	10.0	1.1	20.0
Nitrobenzene	Ave	0.3640	0.3696	0.2000	10.2	10.0	1.5	20.0
Isophorone	Ave	0.6607	0.6586	0.4000	9.97	10.0	-0.3	20.0
2-Nitrophenol	Ave	0.1612	0.1752	0.1000	10.9	10.0	8.7	20.0
2,4-Dimethylphenol	Ave	0.2798	0.3377	0.2000	12.1	10.0	20.7*	20.0
Benzoic acid	Lin		0.2237		21.5	20.0	7.4	20.0
Bis(2-chloroethoxy)methane	Ave	0.4001	0.3996	0.3000	9.99	10.0	-0.1	20.0
2,4-Dichlorophenol	Ave	0.2624	0.2670	0.2000	10.2	10.0	1.8	20.0
1,2,4-Trichlorobenzene	Ave	0.2839	0.2834		9.98	10.0	-0.2	20.0
Naphthalene	Ave	1.005	0.9903	0.7000	9.85	10.0	-1.5	20.0
4-Chloroaniline	Ave	0.4121	0.4223	0.0100	10.2	10.0	2.5	20.0
Hexachlorobutadiene	Ave	0.1599	0.1587	0.0100	9.92	10.0	-0.8	20.0
Caprolactam	Ave	0.0967	0.1064	0.0100	22.0	20.0	10.1	20.0
4-Chloro-3-methylphenol	Ave	0.2838	0.2889	0.2000	10.2	10.0	1.8	20.0
2-Methylnaphthalene	Ave	0.6618	0.6497	0.4000	9.82	10.0	-1.8	20.0
1-Methylnaphthalene	Ave	0.6163	0.6098		9.89	10.0	-1.1	20.0
1,2,4,5-Tetrachlorobenzene	Ave	0.4573	0.4548	0.0100	9.95	10.0	-0.5	20.0
Hexachlorocyclopentadiene	Lin1		0.1865	0.0500	7.30	10.0	-27.0*	20.0
2,4,6-Trichlorophenol	Ave	0.2968	0.3182	0.2000	10.7	10.0	7.2	20.0
2,4,5-Trichlorophenol	Ave	0.3214	0.3338	0.2000	10.4	10.0	3.9	20.0
1,1'-Biphenyl	Ave	1.336	1.323	0.0100	9.90	10.0	-1.0	20.0
2-Chloronaphthalene	Ave	1.026	1.020	0.8000	9.94	10.0	-0.6	20.0
2-Nitroaniline	Ave	0.3210	0.3397	0.0100	10.6	10.0	5.8	20.0

FORM VII
GC/MS SEMI VOA CONTINUING CALIBRATION DATA

Lab Name: TestAmerica Canton Job No.: 240-28528-1

SDG No.:

Lab Sample ID: STD6 240-101456/2 Calibration Date: 09/14/2013 10:08

Instrument ID: A4AG2 Calib Start Date: 09/13/2013 08:02

GC Column: RXI-5SILMS ID: 0.45(mm) Calib End Date: 09/13/2013 10:55

Lab File ID: 0914002.D Conc. Units: ng/uL

ANALYTE	CURVE TYPE	AVE RRF	RRF	MIN RRF	CALC AMOUNT	SPIKE AMOUNT	%D	MAX %D
Dimethyl phthalate	Ave	1.192	1.182	0.0100	9.91	10.0	-0.9	20.0
1,3-Dinitrobenzene	Lin1		0.1898		9.37	10.0	-6.3	20.0
2,6-Dinitrotoluene	Ave	0.2614	0.2828		10.8	10.0	8.2	20.0
Acenaphthylene	Ave	1.660	1.712	0.9000	10.3	10.0	3.1	20.0
3-Nitroaniline	Ave	0.3101	0.3265	0.0100	10.5	10.0	5.3	20.0
2,4-Dinitrophenol	Lin1		0.1339	0.0100	18.8	20.0	-5.9	20.0
Acenaphthene	Ave	1.057	1.047	0.9000	9.90	10.0	-1.0	20.0
4-Nitrophenol	Ave	0.1683	0.1715		20.4	20.0	1.9	20.0
2,4-Dinitrotoluene	Ave	0.3412	0.3654	0.2000	10.7	10.0	7.1	20.0
Dibenzofuran	Ave	1.510	1.473	0.8000	9.75	10.0	-2.5	20.0
2,3,4,6-Tetrachlorophenol	Ave	0.2547	0.2734	0.0100	10.7	10.0	7.3	20.0
Diethyl phthalate	Ave	1.192	1.170	0.0100	9.81	10.0	-1.9	20.0
4-Chlorophenyl phenyl ether	Ave	0.5496	0.5407	0.4000	9.84	10.0	-1.6	20.0
4-Nitroaniline	Ave	0.3071	0.3210	0.0100	10.5	10.0	4.5	20.0
Fluorene	Ave	1.237	1.226	0.9000	9.92	10.0	-0.8	20.0
4,6-Dinitro-2-methylphenol	Lin1		0.1086	0.0100	17.1	20.0	-14.5	20.0
N-Nitrosodiphenylamine	Ave	0.5378	0.5507	0.0100	20.5	20.0	2.4	20.0
1,2-Diphenylhydrazine(as Azobenzene)	Ave	0.8231	0.8452		10.3	10.0	2.7	20.0
4-Bromophenyl phenyl ether	Ave	0.1882	0.1953	0.1000	10.4	10.0	3.8	20.0
Hexachlorobenzene	Ave	0.2012	0.2012	0.1000	10.0	10.0	0.0	20.0
Atrazine	Ave	0.1798	0.2020	0.0100	22.5	20.0	12.4	20.0
Pentachlorophenol	Lin1		0.1583	0.0500	23.0	20.0	14.8	20.0
Phenanthrene	Ave	1.056	1.042	0.7000	9.87	10.0	-1.3	20.0
Anthracene	Ave	1.048	1.078	0.7000	10.3	10.0	2.8	20.0
Carbazole	Ave	1.002	1.034	0.0100	10.3	10.0	3.1	20.0
Di-n-butyl phthalate	Ave	1.251	1.288	0.0100	10.3	10.0	2.9	20.0
Fluoranthene	Ave	1.123	1.127	0.6000	10.0	10.0	0.3	20.0
Benzidine	Ave	0.2433	0.4584		37.7	20.0	88.4*	20.0
Pyrene	Ave	1.093	1.137	0.6000	10.4	10.0	4.1	20.0
Butyl benzyl phthalate	Ave	0.5082	0.5635	0.0100	11.1	10.0	10.9	20.0
3,3'-Dichlorobenzidine	Ave	0.3513	0.3923	0.0100	22.3	20.0	11.7	20.0
Bis(2-ethylhexyl) phthalate	Ave	0.7245	0.7999	0.0100	11.0	10.0	10.4	20.0
Benzo[a]anthracene	Ave	1.017	1.041	0.8000	10.2	10.0	2.3	20.0
Chrysene	Ave	0.9659	0.9905	0.7000	10.3	10.0	2.5	20.0
Di-n-octyl phthalate	Lin1		1.497	0.0100	10.0	10.0	0.0	20.0
Benzo[b]fluoranthene	Ave	1.038	1.114	0.7000	10.7	10.0	7.4	20.0
Benzo[k]fluoranthene	Ave	1.175	1.258	0.7000	10.7	10.0	7.1	20.0
Benzo[a]pyrene	Ave	1.003	1.095	0.7000	10.9	10.0	9.1	20.0
Indeno[1,2,3-cd]pyrene	Ave	1.073	1.210	0.5000	11.3	10.0	12.8	20.0
Dibenzo(a,h)anthracene	Ave	0.8393	0.9364	0.4000	11.2	10.0	11.6	20.0

FORM VII
GC/MS SEMI VOA CONTINUING CALIBRATION DATA

Lab Name: TestAmerica Canton Job No.: 240-28528-1

SDG No.:

Lab Sample ID: STD6 240-101456/2 Calibration Date: 09/14/2013 10:08

Instrument ID: A4AG2 Calib Start Date: 09/13/2013 08:02

GC Column: RXI-5SILMS ID: 0.45(mm) Calib End Date: 09/13/2013 10:55

Lab File ID: 0914002.D Conc. Units: ng/uL

ANALYTE	CURVE TYPE	AVE RRF	RRF	MIN RRF	CALC AMOUNT	SPIKE AMOUNT	%D	MAX %D
Benzo[g,h,i]perylene	Ave	0.9300	1.011	0.5000	10.9	10.0	8.7	20.0
2-Fluorophenol (Surr)	Ave	1.228	1.232		10.0	10.0	0.3	20.0
Phenol-d5 (Surr)	Ave	1.612	1.585		9.83	10.0	-1.7	20.0
Nitrobenzene-d5 (Surr)	Ave	0.3690	0.3745		10.1	10.0	1.5	20.0
2-Fluorobiphenyl (Surr)	Ave	1.204	1.156		9.60	10.0	-4.0	20.0
2,4,6-Tribromophenol (Surr)	Ave	0.1445	0.1450		10.0	10.0	0.4	20.0
Terphenyl-d14 (Surr)	Ave	0.6442	0.6343		9.85	10.0	-1.5	20.0

FORM V
GC/MS SEMI VOA INSTRUMENT PERFORMANCE CHECK
DECAFLUOROTRIPHENYLPHOSPHINE (DFTPP)

Lab Name: TestAmerica Canton Job No.: 240-28528-1

SDG No.:

Lab File ID: 0916001.D DFTPP Injection Date: 09/16/2013

Instrument ID: A4AG2 DFTPP Injection Time: 07:51

Analysis Batch No.: 101508

M/E	ION ABUNDANCE CRITERIA	% RELATIVE ABUNDANCE	
51	30.0- 80.0% of mass 198	43.8	
68	Less than 2.0% of mass 69	0.0	(0.0)1
69	Mass 69 relative abundance	48.7	
70	Less than 2.0% of mass 69	0.3	(0.6)1
127	25.0 - 75.0% of mass 198	56.1	
197	Less than 1.0% of mass 198	0.0	
198	Base Peak, 100% relative abundance	100.0	
199	5.0 to 9.0% of mass 198	6.6	
275	10.0- 30.0% of mass 198	24.6	
365	Greater than 0.75% of mass 198	2.7	
441	Present, but less than mass 443	10.5	
442	40.0 - 110.0% of mass 198	67.2	
443	15.0 - 24.0% of mass 442	12.7	(18.9)2

1-Value is % mass 69 2-Value is % mass 442

THIS CHECK APPLIES TO THE FOLLOWING SAMPLES, MS, MSD, BLANKS AND STANDARDS:

CLIENT SAMPLE ID	LAB SAMPLE ID	LAB FILE ID	DATE ANALYZED	TIME ANALYZED
	STD6 240-101508/2	0916002.D	09/16/2013	08:07
	STD6 240-101508/3	0916003.D	09/16/2013	08:29
	MB 240-100978/4-A	0916008.D	09/16/2013	10:17
	LCS 240-100978/5-A	0916009.D	09/16/2013	10:38
DR-SB-224-02-04	240-28528-11	0916029.D	09/16/2013	17:50

FORM VII
GC/MS SEMI VOA CONTINUING CALIBRATION DATA

Lab Name: TestAmerica Canton Job No.: 240-28528-1

SDG No.:

Lab Sample ID: STD6 240-101508/2 Calibration Date: 09/16/2013 08:07

Instrument ID: A4AG2 Calib Start Date: 09/13/2013 08:02

GC Column: RXI-5SILMS ID: 0.45(mm) Calib End Date: 09/13/2013 10:55

Lab File ID: 0916002.D Conc. Units: ng/uL

ANALYTE	CURVE TYPE	AVE RRF	RRF	MIN RRF	CALC AMOUNT	SPIKE AMOUNT	%D	MAX %D
1,4-Dioxane	Ave	0.5101	0.5871		11.5	10.0	15.1	20.0
N-Nitrosodimethylamine	Ave	0.7400	0.7985		10.8	10.0	7.9	20.0
Pyridine	Ave	1.258	1.381		11.0	10.0	9.8	20.0
Benzaldehyde	Ave	1.049	1.122	0.0100	21.4	20.0	7.0	20.0
Phenol	Ave	1.654	1.622	0.8000	9.81	10.0	-1.9	20.0
Aniline	Ave	1.942	2.110		10.9	10.0	8.7	20.0
Bis(2-chloroethyl)ether	Ave	1.328	1.314	0.7000	9.89	10.0	-1.1	20.0
2-Chlorophenol	Ave	1.336	1.340	0.8000	10.0	10.0	0.3	20.0
1,3-Dichlorobenzene	Ave	1.447	1.460		10.1	10.0	0.9	20.0
1,4-Dichlorobenzene	Ave	1.465	1.473		10.1	10.0	0.5	20.0
Benzyl alcohol	Ave	0.8773	0.8217		9.37	10.0	-6.3	20.0
1,2-Dichlorobenzene	Ave	1.405	1.404		9.99	10.0	-0.1	20.0
2-Methylphenol	Ave	1.213	1.230	0.7000	10.1	10.0	1.4	20.0
Indene	Ave	2.362	2.428		20.6	20.0	2.8	20.0
2,2'-oxybis[1-chloropropane]	Ave	1.584	1.584		10.0	10.0	0.0	20.0
3 & 4 Methylphenol	Ave	1.281	1.270		9.91	10.0	-0.9	20.0
N-Nitrosodi-n-propylamine	Ave	1.017	1.011	0.5000	9.94	10.0	-0.6	20.0
Acetophenone	Ave	1.893	1.880	0.0100	9.93	10.0	-0.7	20.0
Hexachloroethane	Ave	0.5747	0.5853	0.3000	10.2	10.0	1.8	20.0
Nitrobenzene	Ave	0.3640	0.3659	0.2000	10.1	10.0	0.5	20.0
Isophorone	Ave	0.6607	0.6499	0.4000	9.84	10.0	-1.6	20.0
2-Nitrophenol	Ave	0.1612	0.1704	0.1000	10.6	10.0	5.7	20.0
2,4-Dimethylphenol	Ave	0.2798	0.3200	0.2000	11.4	10.0	14.4	20.0
Benzoic acid	Lin		0.1845		18.1	20.0	-9.3	20.0
Bis(2-chloroethoxy)methane	Ave	0.4001	0.4002	0.3000	10.0	10.0	0.0	20.0
2,4-Dichlorophenol	Ave	0.2624	0.2599	0.2000	9.90	10.0	-1.0	20.0
1,2,4-Trichlorobenzene	Ave	0.2839	0.2835		9.99	10.0	-0.1	20.0
Naphthalene	Ave	1.005	0.9701	0.7000	9.65	10.0	-3.5	20.0
4-Chloroaniline	Ave	0.4121	0.4180	0.0100	10.1	10.0	1.4	20.0
Hexachlorobutadiene	Ave	0.1599	0.1546	0.0100	9.67	10.0	-3.3	20.0
Caprolactam	Ave	0.0967	0.0944	0.0100	19.5	20.0	-2.4	20.0
4-Chloro-3-methylphenol	Ave	0.2838	0.2743	0.2000	9.67	10.0	-3.3	20.0
2-Methylnaphthalene	Ave	0.6618	0.6501	0.4000	9.82	10.0	-1.8	20.0
1-Methylnaphthalene	Ave	0.6163	0.6128		9.94	10.0	-0.6	20.0
Hexachlorocyclopentadiene	Lin1		0.2389	0.0500	9.22	10.0	-7.8	20.0
1,2,4,5-Tetrachlorobenzene	Ave	0.4573	0.4434	0.0100	9.70	10.0	-3.0	20.0
2,4,6-Trichlorophenol	Ave	0.2968	0.3041	0.2000	10.2	10.0	2.5	20.0
2,4,5-Trichlorophenol	Ave	0.3214	0.3056	0.2000	9.51	10.0	-4.9	20.0
1,1'-Biphenyl	Ave	1.336	1.276	0.0100	9.55	10.0	-4.5	20.0
2-Chloronaphthalene	Ave	1.026	0.9940	0.8000	9.69	10.0	-3.1	20.0
2-Nitroaniline	Ave	0.3210	0.3187	0.0100	9.93	10.0	-0.7	20.0

FORM VII
GC/MS SEMI VOA CONTINUING CALIBRATION DATA

Lab Name: TestAmerica Canton Job No.: 240-28528-1

SDG No.:

Lab Sample ID: STD6 240-101508/2 Calibration Date: 09/16/2013 08:07

Instrument ID: A4AG2 Calib Start Date: 09/13/2013 08:02

GC Column: RXI-5SILMS ID: 0.45(mm) Calib End Date: 09/13/2013 10:55

Lab File ID: 0916002.D Conc. Units: ng/uL

ANALYTE	CURVE TYPE	AVE RRF	RRF	MIN RRF	CALC AMOUNT	SPIKE AMOUNT	%D	MAX %D
Dimethyl phthalate	Ave	1.192	1.154	0.0100	9.68	10.0	-3.2	20.0
1,3-Dinitrobenzene	Lin1		0.1843		9.11	10.0	-8.9	20.0
2,6-Dinitrotoluene	Ave	0.2614	0.2657		10.2	10.0	1.6	20.0
Acenaphthylene	Ave	1.660	1.626	0.9000	9.79	10.0	-2.1	20.0
3-Nitroaniline	Ave	0.3101	0.3089	0.0100	9.96	10.0	-0.4	20.0
2,4-Dinitrophenol	Lin1		0.1188	0.0100	17.1	20.0	-14.7	20.0
Acenaphthene	Ave	1.057	1.017	0.9000	9.62	10.0	-3.8	20.0
4-Nitrophenol	Ave	0.1683	0.1722		20.5	20.0	2.3	20.0
2,4-Dinitrotoluene	Ave	0.3412	0.3623	0.2000	10.6	10.0	6.2	20.0
Dibenzofuran	Ave	1.510	1.437	0.8000	9.51	10.0	-4.9	20.0
2,3,4,6-Tetrachlorophenol	Ave	0.2547	0.2578	0.0100	10.1	10.0	1.2	20.0
Diethyl phthalate	Ave	1.192	1.176	0.0100	9.87	10.0	-1.3	20.0
4-Chlorophenyl phenyl ether	Ave	0.5496	0.5391	0.4000	9.81	10.0	-1.9	20.0
4-Nitroaniline	Ave	0.3071	0.3016	0.0100	9.82	10.0	-1.8	20.0
Fluorene	Ave	1.237	1.187	0.9000	9.60	10.0	-4.0	20.0
4,6-Dinitro-2-methylphenol	Lin1		0.1150	0.0100	18.0	20.0	-10.0	20.0
N-Nitrosodiphenylamine	Ave	0.5378	0.5256	0.0100	19.5	20.0	-2.3	20.0
1,2-Diphenylhydrazine(as Azobenzene)	Ave	0.8231	0.8276		10.1	10.0	0.5	20.0
4-Bromophenyl phenyl ether	Ave	0.1882	0.1890	0.1000	10.0	10.0	0.4	20.0
Hexachlorobenzene	Ave	0.2012	0.1909	0.1000	9.49	10.0	-5.1	20.0
Atrazine	Ave	0.1798	0.1927	0.0100	21.4	20.0	7.2	20.0
Pentachlorophenol	Lin1		0.1204	0.0500	17.6	20.0	-11.8	20.0
Phenanthrene	Ave	1.056	1.017	0.7000	9.63	10.0	-3.7	20.0
Anthracene	Ave	1.048	1.045	0.7000	9.96	10.0	-0.4	20.0
Carbazole	Ave	1.002	0.9749	0.0100	9.73	10.0	-2.7	20.0
Di-n-butyl phthalate	Ave	1.251	1.267	0.0100	10.1	10.0	1.3	20.0
Fluoranthene	Ave	1.123	1.105	0.6000	9.84	10.0	-1.6	20.0
Benzidine	Ave	0.2433	0.4644		38.2	20.0	90.9*	20.0
Pyrene	Ave	1.093	1.110	0.6000	10.2	10.0	1.6	20.0
Butyl benzyl phthalate	Ave	0.5082	0.5481	0.0100	10.8	10.0	7.9	20.0
3,3'-Dichlorobenzidine	Ave	0.3513	0.3789	0.0100	21.6	20.0	7.9	20.0
Bis(2-ethylhexyl) phthalate	Ave	0.7245	0.7808	0.0100	10.8	10.0	7.8	20.0
Benzo[a]anthracene	Ave	1.017	1.020	0.8000	10.0	10.0	0.3	20.0
Chrysene	Ave	0.9659	0.9640	0.7000	9.98	10.0	-0.2	20.0
Di-n-octyl phthalate	Lin1		1.489	0.0100	9.95	10.0	-0.5	20.0
Benzo[b]fluoranthene	Ave	1.038	1.087	0.7000	10.5	10.0	4.8	20.0
Benzo[k]fluoranthene	Ave	1.175	1.258	0.7000	10.7	10.0	7.1	20.0
Benzo[a]pyrene	Ave	1.003	1.076	0.7000	10.7	10.0	7.2	20.0
Indeno[1,2,3-cd]pyrene	Ave	1.073	1.189	0.5000	11.1	10.0	10.9	20.0
Dibenzo(a,h)anthracene	Ave	0.8393	0.9209	0.4000	11.0	10.0	9.7	20.0

FORM VII
GC/MS SEMI VOA CONTINUING CALIBRATION DATA

Lab Name: TestAmerica Canton Job No.: 240-28528-1

SDG No.:

Lab Sample ID: STD6 240-101508/2 Calibration Date: 09/16/2013 08:07

Instrument ID: A4AG2 Calib Start Date: 09/13/2013 08:02

GC Column: RXI-5SILMS ID: 0.45(mm) Calib End Date: 09/13/2013 10:55

Lab File ID: 0916002.D Conc. Units: ng/uL

ANALYTE	CURVE TYPE	AVE RRF	RRF	MIN RRF	CALC AMOUNT	SPIKE AMOUNT	%D	MAX %D
Benzo[g,h,i]perylene	Ave	0.9300	1.001	0.5000	10.8	10.0	7.6	20.0
2-Fluorophenol (Surr)	Ave	1.228	1.191		9.70	10.0	-3.0	20.0
Phenol-d5 (Surr)	Ave	1.612	1.536		9.53	10.0	-4.7	20.0
Nitrobenzene-d5 (Surr)	Ave	0.3690	0.3605		9.77	10.0	-2.3	20.0
2-Fluorobiphenyl (Surr)	Ave	1.204	1.127		9.36	10.0	-6.4	20.0
2,4,6-Tribromophenol (Surr)	Ave	0.1445	0.1338		9.26	10.0	-7.4	20.0
Terphenyl-d14 (Surr)	Ave	0.6442	0.6127		9.51	10.0	-4.9	20.0

FORM V
GC/MS SEMI VOA INSTRUMENT PERFORMANCE CHECK
DECAFLUOROTRIPHENYLPHOSPHINE (DFTPP)

Lab Name: TestAmerica Canton Job No.: 240-28528-1

SDG No.:

Lab File ID: 30905001.D DFTPP Injection Date: 09/05/2013

Instrument ID: A4HP7 DFTPP Injection Time: 15:25

Analysis Batch No.: 100302

M/E	ION ABUNDANCE CRITERIA	% RELATIVE ABUNDANCE	
51	30.0- 80.0% of mass 198	36.8	
68	Less than 2.0% of mass 69	0.0	(0.0)1
69	Mass 69 relative abundance	43.4	
70	Less than 2.0% of mass 69	0.2	(0.6)1
127	25.0 - 75.0% of mass 198	47.5	
197	Less than 1.0% of mass 198	0.3	
198	Base Peak, 100% relative abundance	100.0	
199	5.0 to 9.0% of mass 198	6.7	
275	10.0- 30.0% of mass 198	25.3	
365	Greater than 0.75% of mass 198	2.7	
441	Present, but less than mass 443	9.2	
442	40.0 - 110.0% of mass 198	62.8	
443	15.0 - 24.0% of mass 442	11.6	(18.5)2

1-Value is % mass 69 2-Value is % mass 442

THIS CHECK APPLIES TO THE FOLLOWING SAMPLES, MS, MSD, BLANKS AND STANDARDS:

CLIENT SAMPLE ID	LAB SAMPLE ID	LAB FILE ID	DATE ANALYZED	TIME ANALYZED
	STD5 240-100302/2	30905002.D	09/05/2013	15:47
	STD4 240-100302/3	30905003.D	09/05/2013	16:17
	STD3 240-100302/4	30905004.D	09/05/2013	16:42
	STD2 240-100302/5	30905005.D	09/05/2013	17:07
	STD1 240-100302/6	30905006.D	09/05/2013	17:32
	STD9 240-100302/7	30905007.D	09/05/2013	17:56
	STD8 240-100302/8	30905008.D	09/05/2013	18:21
	STD7 240-100302/9	30905009.D	09/05/2013	18:46
	STD6 240-100302/10	30905010.D	09/05/2013	19:11
	ICV 240-100302/11	30905011.D	09/05/2013	19:36

FORM VI
GC/MS SEMI VOA INITIAL CALIBRATION DATA
INTERNAL STANDARD CURVE EVALUATION

Lab Name: TestAmerica Canton Job No.: 240-28528-1 Analy Batch No.: 100302

SDG No.:

Instrument ID: A4HP7 GC Column: RXI-5SILMS ID: 0.45(mm) Heated Purge: (Y/N) N

Calibration Start Date: 09/05/2013 15:47 Calibration End Date: 09/05/2013 19:11 Calibration ID: 17254

Calibration Files:

LEVEL:	LAB SAMPLE ID:	LAB FILE ID:
Level 1	STD1 240-100302/6	30905006.D
Level 2	STD2 240-100302/5	30905005.D
Level 3	STD3 240-100302/4	30905004.D
Level 4	STD4 240-100302/3	30905003.D
Level 5	STD5 240-100302/2	30905002.D
Level 6	STD6 240-100302/10	30905010.D
Level 7	STD7 240-100302/9	30905009.D
Level 8	STD8 240-100302/8	30905008.D
Level 9	STD9 240-100302/7	30905007.D

ANALYTE	RRF					CURVE TYPE	COEFFICIENT			#	MIN RRF	%RSD	#	MAX %RSD	R^2 OR COD	#	MIN R^2 OR COD
	LVL 1 LVL 6	LVL 2 LVL 7	LVL 3 LVL 8	LVL 4 LVL 9	LVL 5		B	M1	M2								
1,4-Dioxane	0.5712	0.5686 0.5151	0.5563 0.5895	0.5026 0.5817	0.5238	Ave		0.5511				6.0		20.0			
N-Nitrosodimethylamine	0.8050	0.6484 0.8110	0.5761 0.8324	0.6865 0.8465	0.7278	Ave		0.7417				13.0		20.0			
Pyridine	1.3442	1.0642 1.2172	1.1215 1.4796	1.2156 1.4257	1.3409	Ave		1.2761				11.0		20.0			
Benzaldehyde	1.3064 1.2477	1.1483 1.1909	1.1951 1.2581	1.2038 1.2206	1.2396	Ave		1.2234			0.0100	3.7		20.0			
Phenol	1.8189	1.6269 1.7544	1.7417 1.8976	1.7447 1.8785	1.7628	Ave		1.7782			0.8000	4.9		20.0			
Aniline	2.1016	2.0153 2.0340	2.0328 2.1870	2.0892 2.1722	2.0594	Ave		2.0864				3.1		20.0			
Bis(2-chloroethyl)ether	1.4132	1.2528 1.3751	1.2571 1.4983	1.4050 1.4705	1.3829	Ave		1.3819			0.7000	6.4		20.0			
2-Chlorophenol	1.3700	1.2224 1.3134	1.2742 1.4157	1.2917 1.4276	1.2661	Ave		1.3227			0.8000	5.6		20.0			
1,3-Dichlorobenzene	1.4696	1.3499 1.4209	1.4323 1.5519	1.4055 1.5468	1.3668	Ave		1.4430				5.2		20.0			
1,4-Dichlorobenzene	1.4605	1.4126 1.4468	1.4185 1.5895	1.4339 1.5926	1.4380	Ave		1.4741				5.0		20.0			
Benzyl alcohol	0.9188	0.8913 0.8958	0.8598 0.9820	0.8924 0.9866	0.8825	Ave		0.9137				5.1		20.0			
1,2-Dichlorobenzene	1.4162	1.2775 1.3775	1.3253 1.5068	1.3286 1.4932	1.3578	Ave		1.3854				5.9		20.0			
2-Methylphenol	1.2798	1.2746 1.2365	1.2087 1.3388	1.2331 1.3212	1.2419	Ave		1.2668			0.7000	3.6		20.0			

Note: The m1 coefficient is the same as Ave RRF for an Ave curve type.

FORM VI
GC/MS SEMI VOA INITIAL CALIBRATION DATA
INTERNAL STANDARD CURVE EVALUATION

Lab Name: TestAmerica Canton Job No.: 240-28528-1 Analy Batch No.: 100302

SDG No.:

Instrument ID: A4HP7 GC Column: RXI-5SILMS ID: 0.45(mm) Heated Purge: (Y/N) N

Calibration Start Date: 09/05/2013 15:47 Calibration End Date: 09/05/2013 19:11 Calibration ID: 17254

ANALYTE	RRF					CURVE TYPE	COEFFICIENT			#	MIN RRF	%RSD	#	MAX %RSD	R^2 OR COD	#	MIN R^2 OR COD
	LVL 1 LVL 6	LVL 2 LVL 7	LVL 3 LVL 8	LVL 4 LVL 9	LVL 5		B	M1	M2								
2,2'-oxybis[1-chloropropane]		1.4467	1.4403	1.4104	1.3743	Ave		1.4202				2.9		20.0			
	1.4209	1.3490	1.4732	1.4467													
Indene		2.4346	2.3906	2.4238	2.4529	Ave		2.5114				4.6		20.0			
	2.5742	2.5225	2.7468	2.5461													
3 & 4 Methylphenol		1.2753	1.2899	1.3132	1.3082	Ave		1.3464				4.9		20.0			
	1.3879	1.3244	1.4567	1.4158													
N-Nitrosodi-n-propylamine		0.9822	1.0318	1.0746	1.0236	Ave		1.0497			0.5000	4.2		20.0			
	1.0723	1.0121	1.1058	1.0951													
Acetophenone		2.0780	2.0072	2.0310	1.9786	Ave		2.0760			0.0100	3.7		20.0			
	2.1078	2.0389	2.1691	2.1975													
Hexachloroethane		0.6045	0.6300	0.5989	0.5932	Ave		0.6250			0.3000	4.3		20.0			
	0.6255	0.6205	0.6605	0.6668													
Nitrobenzene		0.4028	0.3975	0.3945	0.4102	Ave		0.4129			0.2000	4.4		20.0			
	0.4098	0.4067	0.4451	0.4365													
Isophorone		0.6629	0.6728	0.6916	0.6711	Ave		0.7042			0.4000	5.8		20.0			
	0.7061	0.6987	0.7728	0.7575													
2-Nitrophenol		0.1327	0.1438	0.1572	0.1647	Ave		0.1667			0.1000	13.0		20.0			
	0.1737	0.1794	0.1929	0.1890													
2,4-Dimethylphenol		0.3335	0.3273	0.2790	0.3039	Ave		0.3045			0.2000	6.1		20.0			
	0.3010	0.2854	0.3047	0.3015													
Benzoic acid		+++++	0.1165	0.1398	0.1656	Ave		0.1655				20.0		20.0			
	0.1903	0.2061	0.1744	+++++													
Bis(2-chloroethoxy)methane		0.3919	0.3987	0.3985	0.3906	Ave		0.4055			0.3000	4.2		20.0			
	0.4030	0.3980	0.4362	0.4275													
2,4-Dichlorophenol		0.2395	0.2508	0.2515	0.2647	Ave		0.2680			0.2000	8.0		20.0			
	0.2677	0.2746	0.2980	0.2972													
1,2,4-Trichlorobenzene		0.3042	0.2921	0.2999	0.2928	Ave		0.3098				5.9		20.0			
	0.3052	0.3078	0.3394	0.3368													
Naphthalene	1.0085	0.9225	0.9326	0.9319	0.9584	Ave		0.9829			0.7000	5.9		20.0			
	0.9653	0.9831	1.0949	1.0493													
4-Chloroaniline		0.3745	0.3923	0.3940	0.3878	Ave		0.4056			0.0100	6.6		20.0			
	0.3979	0.4048	0.4484	0.4453													
Hexachlorobutadiene		0.1758	0.1761	0.1899	0.1821	Ave		0.1883			0.0100	6.4		20.0			
	0.1816	0.1891	0.2063	0.2056													
Caprolactam		0.0924	0.0933	0.0990	0.0974	Ave		0.0926			0.0100	4.8		20.0			
	0.0898	0.0847	0.0930	0.0911													
4-Chloro-3-methylphenol		0.3157	0.3153	0.3239	0.3207	Ave		0.3335			0.2000	5.9		20.0			
	0.3327	0.3327	0.3634	0.3632													
2-Methylnaphthalene	0.6877	0.6235	0.6208	0.6233	0.6207	Ave		0.6611			0.4000	7.0		20.0			
	0.6502	0.6601	0.7330	0.7306													

Note: The m1 coefficient is the same as Ave RRF for an Ave curve type.

FORM VI
GC/MS SEMI VOA INITIAL CALIBRATION DATA
INTERNAL STANDARD CURVE EVALUATION

Lab Name: TestAmerica Canton Job No.: 240-28528-1 Analy Batch No.: 100302

SDG No.:

Instrument ID: A4HP7 GC Column: RXI-5SILMS ID: 0.45(mm) Heated Purge: (Y/N) N

Calibration Start Date: 09/05/2013 15:47 Calibration End Date: 09/05/2013 19:11 Calibration ID: 17254

ANALYTE	RRF					CURVE TYPE	COEFFICIENT			#	MIN RRF	%RSD	#	MAX %RSD	R^2 OR COD	#	MIN R^2 OR COD
	LVL 1	LVL 2	LVL 3	LVL 4	LVL 5		B	M1	M2								
	LVL 6	LVL 7	LVL 8	LVL 9													
1-Methylnaphthalene	0.6584	0.5732	0.5922	0.5628	0.5852	Ave		0.6172				7.4		20.0			
	0.6041	0.6145	0.6850	0.6788													
Hexachlorocyclopentadiene		0.2561	0.2806	0.3093	0.3112	Ave		0.3204			0.0500	15.0		20.0			
	0.2934	0.3434	0.3835	0.3854													
1,2,4,5-Tetrachlorobenzene		0.5038	0.5183	0.5315	0.5214	Ave		0.5381			0.0100	5.9		20.0			
	0.5196	0.5357	0.5836	0.5907													
2,4,6-Trichlorophenol		0.2892	0.3191	0.3241	0.3176	Ave		0.3332			0.2000	8.3		20.0			
	0.3370	0.3365	0.3716	0.3704													
2,4,5-Trichlorophenol		0.3172	0.3316	0.3402	0.3337	Ave		0.3503			0.2000	7.6		20.0			
	0.3478	0.3530	0.3890	0.3900													
1,1'-Biphenyl	1.5149	1.2733	1.3411	1.3259	1.2985	Ave		1.3946			0.0100	7.5		20.0			
	1.3393	1.3894	1.5194	1.5495													
2-Chloronaphthalene	1.1504	0.9770	1.0099	1.0169	1.0055	Ave		1.0576			0.8000	6.8		20.0			
	1.0135	1.0473	1.1366	1.1616													
2-Nitroaniline		0.2958	0.3527	0.3491	0.3539	Ave		0.3638			0.0100	9.5		20.0			
	0.3773	0.3766	0.4042	0.4003													
Dimethyl phthalate		1.1474	1.1662	1.1447	1.1362	Ave		1.1953			0.0100	5.4		20.0			
	1.1853	1.1918	1.2895	1.3011													
1,3-Dinitrobenzene		0.1233	0.1507	0.1609	0.1717	Ave		0.1777				18.0		20.0			
	0.1894	0.1956	0.2143	0.2157													
2,6-Dinitrotoluene		0.2221	0.2199	0.2537	0.2607	Ave		0.2594				10.0		20.0			
	0.2697	0.2680	0.2922	0.2887													
Acenaphthylene	1.8628	1.5711	1.5857	1.5949	1.5732	Ave		1.6729			0.9000	6.9		20.0			
	1.6277	1.6844	1.8582	1.6980													
3-Nitroaniline		0.2140	0.2491	0.2780	0.2724	Ave		0.2781			0.0100	12.0		20.0			
	0.2895	0.2933	0.3158	0.3126													
2,4-Dinitrophenol		0.0641	0.0900	0.1210	0.1442	Lin1	-0.228	0.2098			0.0100				0.9910		0.9900
	0.1784	0.1983	0.2165	0.2155													
Acenaphthene	1.3244	1.0343	1.0738	1.0596	1.0330	Ave		1.1188			0.9000	8.8		20.0			
	1.0593	1.0932	1.1954	1.1960													
4-Nitrophenol		0.1777	0.1926	0.2029	0.2149	Ave		0.2155				11.0		20.0			
	0.2186	0.2237	0.2486	0.2445													
2,4-Dinitrotoluene		0.2770	0.3015	0.3056	0.3386	Ave		0.3435			0.2000	13.0		20.0			
	0.3619	0.3649	0.4023	0.3960													
Dibenzofuran	1.5503	1.4218	1.4201	1.4350	1.3984	Ave		1.5001			0.8000	6.3		20.0			
	1.4763	1.5132	1.6553	1.6302													
2,3,4,6-Tetrachlorophenol		0.2624	0.2777	0.2804	0.2951	Ave		0.3027			0.0100	9.7		20.0			
	0.3108	0.3113	0.3388	0.3450													
Diethyl phthalate		1.1608	1.1386	1.1621	1.1318	Ave		1.1847			0.0100	5.7		20.0			
	1.1412	1.1591	1.2968	1.2876													

Note: The m1 coefficient is the same as Ave RRF for an Ave curve type.

FORM VI
GC/MS SEMI VOA INITIAL CALIBRATION DATA
INTERNAL STANDARD CURVE EVALUATION

Lab Name: TestAmerica Canton Job No.: 240-28528-1 Analy Batch No.: 100302

SDG No.:

Instrument ID: A4HP7 GC Column: RXI-5SILMS ID: 0.45(mm) Heated Purge: (Y/N) N

Calibration Start Date: 09/05/2013 15:47 Calibration End Date: 09/05/2013 19:11 Calibration ID: 17254

ANALYTE	RRF					CURVE TYPE	COEFFICIENT			#	MIN RRF	%RSD	#	MAX %RSD	R^2 OR COD	#	MIN R^2 OR COD
	LVL 1 LVL 6	LVL 2 LVL 7	LVL 3 LVL 8	LVL 4 LVL 9	LVL 5		B	M1	M2								
4-Chlorophenyl phenyl ether		0.6016	0.5734	0.6178	0.5840	Ave		0.6238			0.4000	6.9		20.0			
	0.6105	0.6296	0.6909	0.6824													
4-Nitroaniline		0.2132	0.2554	0.2835	0.2626	Ave		0.2811			0.0100	13.0		20.0			
	0.2911	0.2955	0.3217	0.3259													
Fluorene	1.2141	1.1793	1.2016	1.2013	1.1674	Ave		1.2474			0.9000	6.6		20.0			
	1.2233	1.2772	1.3806	1.3824													
4,6-Dinitro-2-methylphenol		0.0662	0.0782	0.1010	0.1128	Lin1	-0.148	0.1584			0.0100				0.9930		0.9900
	0.1402	0.1493	0.1654	0.1605													
N-Nitrosodiphenylamine		0.5026	0.4891	0.4987	0.4985	Ave		0.5221			0.0100	5.8		20.0			
	0.5363	0.5484	0.5752	0.5276													
1,2-Diphenylhydrazine(as Azobenzene)		0.7969	0.7876	0.7928	0.8013	Ave		0.8368				6.0		20.0			
	0.8514	0.8578	0.9249	0.8827													
Azobenzene		0.7969	0.7876	0.7917	0.8013	Ave		0.8368				6.0		20.0			
	0.8514	0.8578	0.9249	0.8827													
4-Bromophenyl phenyl ether		0.1797	0.1819	0.1836	0.1866	Ave		0.1966			0.1000	8.3		20.0			
	0.2003	0.2021	0.2210	0.2179													
Hexachlorobenzene	0.2053	0.1782	0.1899	0.1861	0.1826	Ave		0.1978			0.1000	7.9		20.0			
	0.1964	0.1992	0.2216	0.2207													
Atrazine		0.1889	0.1887	0.1750	0.1813	Ave		0.1820			0.0100	3.1		20.0			
	0.1815	0.1760	0.1867	0.1777													
Pentachlorophenol		0.1096	0.1117	0.1168	0.1300	Ave		0.1350			0.0500	16.0		20.0			
	0.1429	0.1472	0.1632	0.1585													
Phenanthrene	1.1771	0.9608	0.9787	0.9858	0.9888	Ave		1.0401			0.7000	7.3		20.0			
	1.0427	1.0515	1.1474	1.0282													
Anthracene	1.1796	0.9709	0.9808	0.9829	0.9977	Ave		1.0563			0.7000	7.5		20.0			
	1.0505	1.0960	1.1568	1.0915													
Carbazole		0.8860	0.9023	0.8930	0.8462	Ave		0.9213			0.0100	6.2		20.0			
	0.9137	0.9376	1.0350	0.9563													
Di-n-butyl phthalate		0.9854	0.9905	0.9710	1.0389	Ave		1.0876			0.0100	9.5		20.0			
	1.1504	1.1933	1.2364	1.1351													
Fluoranthene	1.2708	1.0474	1.0853	1.0597	1.0753	Ave		1.1689			0.6000	9.3		20.0			
	1.1643	1.2243	1.3485	1.2446													
Benzidine		0.1790	0.1860	0.2178	0.1785	Ave		0.1911				8.5		20.0			
	0.1944	+++++	+++++	+++++													
Pyrene	1.1930	1.0028	1.0547	1.0140	1.0157	Ave		1.0751			0.6000	6.4		20.0			
	1.0520	1.0643	1.1753	1.1037													
Butyl benzyl phthalate		0.3765	0.4022	0.4262	0.4320	Ave		0.4399			0.0100	9.1		20.0			
	0.4499	0.4499	0.4944	0.4882													
3,3'-Dichlorobenzidine		0.2636	0.2985	0.3161	0.3223	Ave		0.3389			0.0100	14.0		20.0			
	0.3517	0.3624	0.3971	0.3997													

Note: The m1 coefficient is the same as Ave RRF for an Ave curve type.

FORM VI
GC/MS SEMI VOA INITIAL CALIBRATION DATA
INTERNAL STANDARD CURVE EVALUATION

Lab Name: TestAmerica Canton Job No.: 240-28528-1 Analy Batch No.: 100302

SDG No.:

Instrument ID: A4HP7 GC Column: RXI-5SILMS ID: 0.45(mm) Heated Purge: (Y/N) N

Calibration Start Date: 09/05/2013 15:47 Calibration End Date: 09/05/2013 19:11 Calibration ID: 17254

ANALYTE	RRF					CURVE TYPE	COEFFICIENT			#	MIN RRF	%RSD	#	MAX %RSD	R^2 OR COD	#	MIN R^2 OR COD
	LVL 1	LVL 2	LVL 3	LVL 4	LVL 5		B	M1	M2								
	LVL 6	LVL 7	LVL 8	LVL 9													
Bis(2-ethylhexyl) phthalate		0.4990	0.5549	0.5993	0.5923	Ave		0.6123			0.0100	11.0		20.0			
	0.6305	0.6387	0.7008	0.6827													
Benzo[a]anthracene	1.1595	0.9190	1.0010	0.9967	0.9882	Ave		1.0463			0.8000	8.0		20.0			
	1.0291	1.0393	1.1441	1.1398													
Chrysene	1.0322	0.9078	0.9294	0.9332	0.9289	Ave		0.9811			0.7000	6.6		20.0			
	0.9732	0.9750	1.0698	1.0807													
Di-n-octyl phthalate		0.8186	0.9596	1.0323	1.1930	Ave		1.1673			0.0100	19.0		20.0			
	1.2090	1.2747	1.4160	1.4351													
Benzo[b]fluoranthene	0.9564	0.8962	0.9510	0.9762	1.0377	Ave		1.0452			0.7000	11.0		20.0			
	1.0435	1.1110	1.2152	1.2198													
Benzo[k]fluoranthene	1.2159	0.9920	1.0093	1.0436	1.0494	Ave		1.1394			0.7000	11.0		20.0			
	1.1259	1.1613	1.3230	1.3339													
Benzo[a]pyrene	1.0798	0.8832	0.9154	0.9375	0.9839	Ave		1.0222			0.7000	10.0		20.0			
	1.0075	1.0492	1.1671	1.1762													
Indeno[1,2,3-cd]pyrene	1.1882	0.9779	1.0537	1.1165	1.1195	Ave		1.1465			0.5000	8.8		20.0			
	1.1297	1.1565	1.2838	1.2928													
Dibenzo(a,h)anthracene	1.0331	0.8453	0.8734	0.9190	0.9506	Ave		0.9777			0.4000	9.9		20.0			
	0.9525	0.9915	1.1103	1.1240													
Benzo[g,h,i]perylene	1.0207	0.9051	0.8934	0.9461	0.9496	Ave		0.9666			0.5000	6.3		20.0			
	0.9283	0.9504	1.0518	1.0538													
2-Fluorophenol (Surr)		1.1342	1.2592	1.3403	1.2992	Ave		1.3078				6.7		20.0			
	1.3313	1.2852	1.4077	1.4053													
Phenol-d5 (Surr)		1.7109	1.7202	1.7163	1.7185	Ave		1.7638				3.6		20.0			
	1.7946	1.7351	1.8677	1.8473													
Nitrobenzene-d5 (Surr)	0.4619	0.4147	0.4122	0.4250	0.4358	Ave		0.4333				4.6		20.0			
	0.4166	0.4201	0.4600	0.4530													
2-Fluorobiphenyl (Surr)	1.3100	1.1515	1.2142	1.2026	1.1649	Ave		1.2456				6.7		20.0			
	1.1932	1.2364	1.3557	1.3816													
2,4,6-Tribromophenol (Surr)		0.1111	0.1343	0.1378	0.1471	Ave		0.1467				13.0		20.0			
	0.1467	0.1558	0.1700	0.1710													
Terphenyl-d14 (Surr)	0.7506	0.5864	0.6180	0.6153	0.6117	Ave		0.6557				8.9		20.0			
	0.6317	0.6506	0.7230	0.7144													

Note: The m1 coefficient is the same as Ave RRF for an Ave curve type.

FORM VII
GC/MS SEMI VOA CONTINUING CALIBRATION DATA

no samples

Lab Name: TestAmerica Canton Job No.: 240-28528-1

SDG No.:

Lab Sample ID: ICV 240-100302/11 Calibration Date: 09/05/2013 19:36

Instrument ID: A4HP7 Calib Start Date: 09/05/2013 15:47

GC Column: RXI-5SILMS ID: 0.45(mm) Calib End Date: 09/05/2013 19:11

Lab File ID: 30905011.D Conc. Units: ng/uL

ANALYTE	CURVE TYPE	AVE RRF	RRF	MIN RRF	CALC AMOUNT	SPIKE AMOUNT	%D	MAX %D
1,4-Dioxane	Ave	0.5511	0.5456		9.90	10.0	-1.0	30.0
N-Nitrosodimethylamine	Ave	0.7417	0.8272		11.2	10.0	11.5	30.0
Pyridine	Ave	1.276	1.541		12.1	10.0	20.7	30.0
Benzaldehyde	Ave	1.223	1.411	0.0100	23.1	20.0	15.4	30.0
Phenol	Ave	1.778	1.914	0.8000	10.8	10.0	7.7	30.0
Aniline	Ave	2.086	2.443		11.7	10.0	17.1	30.0
Bis(2-chloroethyl)ether	Ave	1.382	1.498	0.7000	10.8	10.0	8.4	30.0
2-Chlorophenol	Ave	1.323	1.425	0.8000	10.8	10.0	7.7	30.0
1,3-Dichlorobenzene	Ave	1.443	1.544		10.7	10.0	7.0	30.0
1,4-Dichlorobenzene	Ave	1.474	1.576		10.7	10.0	6.9	30.0
Benzyl alcohol	Ave	0.9137	0.9831		10.8	10.0	7.6	30.0
1,2-Dichlorobenzene	Ave	1.385	1.483		10.7	10.0	7.1	30.0
2-Methylphenol	Ave	1.267	1.415	0.7000	11.2	10.0	11.7	30.0
2,2'-oxybis[1-chloropropane]	Ave	1.420	1.518		7.70	7.20	6.9	30.0
Indene	Ave	2.511	2.797		22.3	20.0	11.4	30.0
3 & 4 Methylphenol	Ave	1.346	1.466		10.9	10.0	8.9	30.0
N-Nitrosodi-n-propylamine	Ave	1.050	1.139	0.5000	10.8	10.0	8.5	30.0
Acetophenone	Ave	2.076	2.207	0.0100	10.6	10.0	6.3	30.0
Hexachloroethane	Ave	0.6250	0.6844	0.3000	11.0	10.0	9.5	30.0
Nitrobenzene	Ave	0.4129	0.4433	0.2000	10.7	10.0	7.4	30.0
Isophorone	Ave	0.7042	0.7740	0.4000	11.0	10.0	9.9	30.0
2-Nitrophenol	Ave	0.1667	0.1826	0.1000	11.0	10.0	9.5	30.0
2,4-Dimethylphenol	Ave	0.3045	0.3819	0.2000	12.5	10.0	25.4	30.0
Benzoic acid	Ave	0.1655	0.2160		26.1	20.0	30.6*	30.0
Bis(2-chloroethoxy)methane	Ave	0.4055	0.4147	0.3000	10.2	10.0	2.3	30.0
2,4-Dichlorophenol	Ave	0.2680	0.2834	0.2000	10.6	10.0	5.7	30.0
1,2,4-Trichlorobenzene	Ave	0.3098	0.3265		10.5	10.0	5.4	30.0
Naphthalene	Ave	0.9829	1.033	0.7000	10.5	10.0	5.0	30.0
4-Chloroaniline	Ave	0.4056	0.4283	0.0100	10.6	10.0	5.6	30.0
Hexachlorobutadiene	Ave	0.1883	0.1981	0.0100	10.5	10.0	5.2	30.0
Caprolactam	Ave	0.0926	0.1028	0.0100	22.2	20.0	11.1	30.0
4-Chloro-3-methylphenol	Ave	0.3335	0.3526	0.2000	10.6	10.0	5.8	30.0
2-Methylnaphthalene	Ave	0.6611	0.6772	0.4000	10.2	10.0	2.4	30.0
1-Methylnaphthalene	Ave	0.6172	0.6228		10.1	10.0	0.9	30.0
Hexachlorocyclopentadiene	Ave	0.3204	0.3752	0.0500	11.7	10.0	17.1	30.0
1,2,4,5-Tetrachlorobenzene	Ave	0.5381	0.5661	0.0100	10.5	10.0	5.2	30.0
2,4,6-Trichlorophenol	Ave	0.3332	0.3678	0.2000	11.0	10.0	10.4	30.0
2,4,5-Trichlorophenol	Ave	0.3503	0.3842	0.2000	11.0	10.0	9.7	30.0
1,1'-Biphenyl	Ave	1.395	1.459	0.0100	10.5	10.0	4.6	30.0
2-Chloronaphthalene	Ave	1.058	1.107	0.8000	10.5	10.0	4.6	30.0
2-Nitroaniline	Ave	0.3638	0.4154	0.0100	11.4	10.0	14.2	30.0

FORM VII
GC/MS SEMI VOA CONTINUING CALIBRATION DATA

Lab Name: TestAmerica Canton Job No.: 240-28528-1

SDG No.:

Lab Sample ID: ICV 240-100302/11 Calibration Date: 09/05/2013 19:36

Instrument ID: A4HP7 Calib Start Date: 09/05/2013 15:47

GC Column: RXI-5SILMS ID: 0.45(mm) Calib End Date: 09/05/2013 19:11

Lab File ID: 30905011.D Conc. Units: ng/uL

ANALYTE	CURVE TYPE	AVE RRF	RRF	MIN RRF	CALC AMOUNT	SPIKE AMOUNT	%D	MAX %D
Dimethyl phthalate	Ave	1.195	1.288	0.0100	10.8	10.0	7.8	30.0
1,3-Dinitrobenzene	Ave	0.1777	0.2045		11.5	10.0	15.1	30.0
2,6-Dinitrotoluene	Ave	0.2594	0.2929		11.3	10.0	12.9	30.0
Acenaphthylene	Ave	1.673	1.794	0.9000	10.7	10.0	7.2	30.0
3-Nitroaniline	Ave	0.2781	0.3056	0.0100	11.0	10.0	9.9	30.0
2,4-Dinitrophenol	Lin1		0.1908	0.0100	19.3	20.0	-3.7	30.0
Acenaphthene	Ave	1.119	1.185	0.9000	10.6	10.0	6.0	30.0
4-Nitrophenol	Ave	0.2155	0.2473		23.0	20.0	14.8	30.0
2,4-Dinitrotoluene	Ave	0.3435	0.3824	0.2000	11.1	10.0	11.3	30.0
Dibenzofuran	Ave	1.500	1.612	0.8000	10.7	10.0	7.5	30.0
2,3,4,6-Tetrachlorophenol	Ave	0.3027	0.3371	0.0100	11.1	10.0	11.4	30.0
Diethyl phthalate	Ave	1.185	1.266	0.0100	10.7	10.0	6.8	30.0
4-Chlorophenyl phenyl ether	Ave	0.6238	0.6718	0.4000	10.8	10.0	7.7	30.0
4-Nitroaniline	Ave	0.2811	0.3258	0.0100	11.6	10.0	15.9	30.0
Fluorene	Ave	1.247	1.371	0.9000	11.0	10.0	9.9	30.0
4,6-Dinitro-2-methylphenol	Lin1		0.1625	0.0100	21.5	20.0	7.3	30.0
N-Nitrosodiphenylamine	Ave	0.5221	0.6101	0.0100	23.4	20.0	16.9	30.0
1,2-Diphenylhydrazine(as Azobenzene)	Ave	0.8368	0.9646		11.5	10.0	15.3	30.0
4-Bromophenyl phenyl ether	Ave	0.1966	0.2261	0.1000	11.5	10.0	15.0	30.0
Hexachlorobenzene	Ave	0.1978	0.2215	0.1000	11.2	10.0	12.0	30.0
Atrazine	Ave	0.1820	0.2258	0.0100	24.8	20.0	24.1	30.0
Pentachlorophenol	Ave	0.1350	0.1639	0.0500	24.3	20.0	21.4	30.0
Phenanthrene	Ave	1.040	1.146	0.7000	11.0	10.0	10.2	30.0
Anthracene	Ave	1.056	1.204	0.7000	11.4	10.0	14.0	30.0
Carbazole	Ave	0.9213	1.016	0.0100	11.0	10.0	10.3	30.0
Di-n-butyl phthalate	Ave	1.088	1.285	0.0100	11.8	10.0	18.2	30.0
Fluoranthene	Ave	1.169	1.309	0.6000	11.2	10.0	12.0	30.0
Benzidine	Ave	0.1911	0.5104		53.4	20.0	167.0*	30.0
Pyrene	Ave	1.075	1.150	0.6000	10.7	10.0	7.0	30.0
Butyl benzyl phthalate	Ave	0.4399	0.5020	0.0100	11.4	10.0	14.1	30.0
3,3'-Dichlorobenzidine	Ave	0.3389	0.4056	0.0100	23.9	20.0	19.7	30.0
Bis(2-ethylhexyl) phthalate	Ave	0.6123	0.6899	0.0100	11.3	10.0	12.7	30.0
Benzo[a]anthracene	Ave	1.046	1.145	0.8000	10.9	10.0	9.4	30.0
Chrysene	Ave	0.9811	1.114	0.7000	11.4	10.0	13.6	30.0
Di-n-octyl phthalate	Ave	1.167	1.350	0.0100	11.6	10.0	15.7	30.0
Benzo[b]fluoranthene	Ave	1.045	1.154	0.7000	11.0	10.0	10.4	30.0
Benzo[k]fluoranthene	Ave	1.139	1.238	0.7000	10.9	10.0	8.7	30.0
Benzo[a]pyrene	Ave	1.022	1.125	0.7000	11.0	10.0	10.1	30.0
Indeno[1,2,3-cd]pyrene	Ave	1.147	1.194	0.5000	10.4	10.0	4.1	30.0
Dibenzo(a,h)anthracene	Ave	0.9777	1.049	0.4000	10.7	10.0	7.3	30.0

FORM VII
GC/MS SEMI VOA CONTINUING CALIBRATION DATA

Lab Name: TestAmerica Canton Job No.: 240-28528-1

SDG No.:

Lab Sample ID: ICV 240-100302/11 Calibration Date: 09/05/2013 19:36

Instrument ID: A4HP7 Calib Start Date: 09/05/2013 15:47

GC Column: RXI-5SILMS ID: 0.45(mm) Calib End Date: 09/05/2013 19:11

Lab File ID: 30905011.D Conc. Units: ng/uL

ANALYTE	CURVE TYPE	AVE RRF	RRF	MIN RRF	CALC AMOUNT	SPIKE AMOUNT	%D	MAX %D
Benzo[g,h,i]perylene	Ave	0.9666	1.029	0.5000	10.6	10.0	6.4	30.0
2-Fluorophenol (Surr)	Ave	1.308	1.375		10.5	10.0	5.1	30.0
Phenol-d5 (Surr)	Ave	1.764	1.832		10.4	10.0	3.9	30.0
Nitrobenzene-d5 (Surr)	Ave	0.4333	0.4361		10.1	10.0	0.6	30.0
2-Fluorobiphenyl (Surr)	Ave	1.246	1.260		10.1	10.0	1.2	30.0
2,4,6-Tribromophenol (Surr)	Ave	0.1467	0.1619		11.0	10.0	10.3	30.0
Terphenyl-d14 (Surr)	Ave	0.6557	0.7023		10.7	10.0	7.1	30.0

FORM V
GC/MS SEMI VOA INSTRUMENT PERFORMANCE CHECK
DECAFLUOROTRIPHENYLPHOSPHINE (DFTPP)

Lab Name: TestAmerica Canton Job No.: 240-28528-1

SDG No.:

Lab File ID: 30911001.D DFTPP Injection Date: 09/11/2013

Instrument ID: A4HP7 DFTPP Injection Time: 08:59

Analysis Batch No.: 100975

M/E	ION ABUNDANCE CRITERIA	% RELATIVE ABUNDANCE	
51	30.0- 80.0% of mass 198	37.6	
68	Less than 2.0% of mass 69	0.0	(0.0)1
69	Mass 69 relative abundance	44.1	
70	Less than 2.0% of mass 69	0.2	(0.5)1
127	25.0 - 75.0% of mass 198	49.2	
197	Less than 1.0% of mass 198	0.0	
198	Base Peak, 100% relative abundance	100.0	
199	5.0 to 9.0% of mass 198	6.8	
275	10.0- 30.0% of mass 198	25.9	
365	Greater than 0.75% of mass 198	2.6	
441	Present, but less than mass 443	9.6	
442	40.0 - 110.0% of mass 198	64.1	
443	15.0 - 24.0% of mass 442	12.5	(19.5)2

1-Value is % mass 69 2-Value is % mass 442

THIS CHECK APPLIES TO THE FOLLOWING SAMPLES, MS, MSD, BLANKS AND STANDARDS:

CLIENT SAMPLE ID	LAB SAMPLE ID	LAB FILE ID	DATE ANALYZED	TIME ANALYZED
	CCV 240-100975/2	30911002.D	09/11/2013	09:24
	MB 240-100647/23-A	30911003.D	09/11/2013	09:51
	LCS 240-100647/24-A	30911004.D	09/11/2013	10:16
	240-28176-H-10-J MS RE	30911006.D	09/11/2013	11:05
	240-28176-H-10-K MSD RE	30911007.D	09/11/2013	11:30

no Samples

FORM VII
GC/MS SEMI VOA CONTINUING CALIBRATION DATA

no Surrs

Lab Name: TestAmerica Canton Job No.: 240-28528-1

SDG No.:

Lab Sample ID: CCV 240-100975/2 Calibration Date: 09/11/2013 09:24

Instrument ID: A4HP7 Calib Start Date: 09/05/2013 15:47

GC Column: RXI-5SILMS ID: 0.45(mm) Calib End Date: 09/05/2013 19:11

Lab File ID: 30911002.D Conc. Units: ng/uL

ANALYTE	CURVE TYPE	AVE RRF	RRF	MIN RRF	CALC AMOUNT	SPIKE AMOUNT	%D	MAX %D
1,4-Dioxane	Ave	0.5511	0.5640		10.2	10.0	2.3	20.0
N-Nitrosodimethylamine	Ave	0.7417	0.7915		10.7	10.0	6.7	20.0
Pyridine	Ave	1.276	1.356		10.6	10.0	6.2	20.0
Benzaldehyde	Ave	1.223	1.158	0.0100	18.9	20.0	-5.4	20.0
Phenol	Ave	1.778	1.764	0.8000	9.92	10.0	-0.8	20.0
Aniline	Ave	2.086	2.064		9.89	10.0	-1.1	20.0
Bis(2-chloroethyl)ether	Ave	1.382	1.336	0.7000	9.67	10.0	-3.3	20.0
2-Chlorophenol	Ave	1.323	1.326	0.8000	10.0	10.0	0.2	20.0
1,3-Dichlorobenzene	Ave	1.443	1.438		9.96	10.0	-0.4	20.0
1,4-Dichlorobenzene	Ave	1.474	1.462		9.92	10.0	-0.8	20.0
Benzyl alcohol	Ave	0.9137	0.8076		8.84	10.0	-11.6	20.0
1,2-Dichlorobenzene	Ave	1.385	1.390		10.0	10.0	0.4	20.0
2-Methylphenol	Ave	1.267	1.254	0.7000	9.90	10.0	-1.0	20.0
2,2'-oxybis[1-chloropropane]	Ave	1.420	1.361		9.58	10.0	-4.2	20.0
Indene	Ave	2.511	2.501		19.9	20.0	-0.4	20.0
3 & 4 Methylphenol	Ave	1.346	1.314		9.76	10.0	-2.4	20.0
N-Nitrosodi-n-propylamine	Ave	1.050	0.9782	0.5000	9.32	10.0	-6.8	20.0
Acetophenone	Ave	2.076	2.039	0.0100	9.82	10.0	-1.8	20.0
Hexachloroethane	Ave	0.6250	0.5964	0.3000	9.54	10.0	-4.6	20.0
Nitrobenzene	Ave	0.4129	0.3916	0.2000	9.48	10.0	-5.2	20.0
Isophorone	Ave	0.7042	0.6625	0.4000	9.41	10.0	-5.9	20.0
2-Nitrophenol	Ave	0.1667	0.1765	0.1000	10.6	10.0	5.9	20.0
2,4-Dimethylphenol	Ave	0.3045	0.2911	0.2000	9.56	10.0	-4.4	20.0
Benzoic acid	Ave	0.1655	0.1880		22.7	20.0	13.6	20.0
Bis(2-chloroethoxy)methane	Ave	0.4055	0.3960	0.3000	9.77	10.0	-2.3	20.0
2,4-Dichlorophenol	Ave	0.2680	0.2731	0.2000	10.2	10.0	1.9	20.0
1,2,4-Trichlorobenzene	Ave	0.3098	0.3175		10.2	10.0	2.5	20.0
Naphthalene	Ave	0.9829	0.9737	0.7000	9.91	10.0	-0.9	20.0
4-Chloroaniline	Ave	0.4056	0.4088	0.0100	10.1	10.0	0.8	20.0
Hexachlorobutadiene	Ave	0.1883	0.1901	0.0100	10.1	10.0	0.9	20.0
Caprolactam	Ave	0.0926	0.0987	0.0100	21.3	20.0	6.6	20.0
4-Chloro-3-methylphenol	Ave	0.3335	0.3252	0.2000	9.75	10.0	-2.5	20.0
2-Methylnaphthalene	Ave	0.6611	0.6465	0.4000	9.78	10.0	-2.2	20.0
1-Methylnaphthalene	Ave	0.6172	0.6053		9.81	10.0	-1.9	20.0
Hexachlorocyclopentadiene	Ave	0.3204	0.3121	0.0500	9.74	10.0	-2.6	20.0
1,2,4,5-Tetrachlorobenzene	Ave	0.5381	0.5324	0.0100	9.89	10.0	-1.1	20.0
2,4,6-Trichlorophenol	Ave	0.3332	0.3389	0.2000	10.2	10.0	1.7	20.0
2,4,5-Trichlorophenol	Ave	0.3503	0.3497	0.2000	9.98	10.0	-0.2	20.0
1,1'-Biphenyl	Ave	1.395	1.351	0.0100	9.69	10.0	-3.1	20.0
2-Chloronaphthalene	Ave	1.058	1.037	0.8000	9.81	10.0	-1.9	20.0
2-Nitroaniline	Ave	0.3638	0.3631	0.0100	9.98	10.0	-0.2	20.0

FORM VII
GC/MS SEMI VOA CONTINUING CALIBRATION DATA

Lab Name: TestAmerica Canton Job No.: 240-28528-1

SDG No.:

Lab Sample ID: CCV 240-100975/2 Calibration Date: 09/11/2013 09:24

Instrument ID: A4HP7 Calib Start Date: 09/05/2013 15:47

GC Column: RXI-5SILMS ID: 0.45(mm) Calib End Date: 09/05/2013 19:11

Lab File ID: 30911002.D Conc. Units: ng/uL

ANALYTE	CURVE TYPE	AVE RRF	RRF	MIN RRF	CALC AMOUNT	SPIKE AMOUNT	%D	MAX %D
Dimethyl phthalate	Ave	1.195	1.175	0.0100	9.83	10.0	-1.7	20.0
1,3-Dinitrobenzene	Ave	0.1777	0.1941		10.9	10.0	9.2	20.0
2,6-Dinitrotoluene	Ave	0.2594	0.2745		10.6	10.0	5.8	20.0
Acenaphthylene	Ave	1.673	1.640	0.9000	9.80	10.0	-2.0	20.0
3-Nitroaniline	Ave	0.2781	0.2933	0.0100	10.5	10.0	5.5	20.0
2,4-Dinitrophenol	Lin1		0.1805	0.0100	18.3	20.0	-8.5	20.0
Acenaphthene	Ave	1.119	1.068	0.9000	9.55	10.0	-4.5	20.0
4-Nitrophenol	Ave	0.2155	0.2034		18.9	20.0	-5.6	20.0
2,4-Dinitrotoluene	Ave	0.3435	0.3662	0.2000	10.7	10.0	6.6	20.0
Dibenzofuran	Ave	1.500	1.496	0.8000	9.97	10.0	-0.3	20.0
2,3,4,6-Tetrachlorophenol	Ave	0.3027	0.3057	0.0100	10.1	10.0	1.0	20.0
Diethyl phthalate	Ave	1.185	1.142	0.0100	9.64	10.0	-3.6	20.0
4-Chlorophenyl phenyl ether	Ave	0.6238	0.6231	0.4000	9.99	10.0	-0.1	20.0
4-Nitroaniline	Ave	0.2811	0.3015	0.0100	10.7	10.0	7.2	20.0
Fluorene	Ave	1.247	1.223	0.9000	9.80	10.0	-2.0	20.0
4,6-Dinitro-2-methylphenol	Lin1		0.1388	0.0100	18.5	20.0	-7.7	20.0
N-Nitrosodiphenylamine	Ave	0.5221	0.5297	0.0100	20.3	20.0	1.5	20.0
1,2-Diphenylhydrazine(as Azobenzene)	Ave	0.8368	0.7937		9.48	10.0	-5.2	20.0
4-Bromophenyl phenyl ether	Ave	0.1966	0.2039	0.1000	10.4	10.0	3.7	20.0
Hexachlorobenzene	Ave	0.1978	0.1983	0.1000	10.0	10.0	0.3	20.0
Atrazine	Ave	0.1820	0.1795	0.0100	19.7	20.0	-1.4	20.0
Pentachlorophenol	Ave	0.1350	0.1344	0.0500	19.9	20.0	-0.4	20.0
Phenanthrene	Ave	1.040	1.008	0.7000	9.69	10.0	-3.1	20.0
Anthracene	Ave	1.056	1.025	0.7000	9.70	10.0	-3.0	20.0
Carbazole	Ave	0.9213	0.9376	0.0100	10.2	10.0	1.8	20.0
Di-n-butyl phthalate	Ave	1.088	1.140	0.0100	10.5	10.0	4.8	20.0
Fluoranthene	Ave	1.169	1.197	0.6000	10.2	10.0	2.4	20.0
Benzidine	Ave	0.1911	0.1903		19.9	20.0	-0.5	20.0
Pyrene	Ave	1.075	1.065	0.6000	9.91	10.0	-0.9	20.0
Butyl benzyl phthalate	Ave	0.4399	0.4488	0.0100	10.2	10.0	2.0	20.0
3,3'-Dichlorobenzidine	Ave	0.3389	0.3623	0.0100	21.4	20.0	6.9	20.0
Bis(2-ethylhexyl) phthalate	Ave	0.6123	0.6347	0.0100	10.4	10.0	3.7	20.0
Benzo[a]anthracene	Ave	1.046	1.066	0.8000	10.2	10.0	1.8	20.0
Chrysene	Ave	0.9811	0.9867	0.7000	10.1	10.0	0.6	20.0
Di-n-octyl phthalate	Ave	1.167	1.225	0.0100	10.5	10.0	4.9	20.0
Benzo[b]fluoranthene	Ave	1.045	1.106	0.7000	10.6	10.0	5.8	20.0
Benzo[k]fluoranthene	Ave	1.139	1.109	0.7000	9.74	10.0	-2.6	20.0
Benzo[a]pyrene	Ave	1.022	1.038	0.7000	10.2	10.0	1.5	20.0
Indeno[1,2,3-cd]pyrene	Ave	1.147	1.190	0.5000	10.4	10.0	3.8	20.0
Dibenzo(a,h)anthracene	Ave	0.9777	1.009	0.4000	10.3	10.0	3.2	20.0

FORM VII
GC/MS SEMI VOA CONTINUING CALIBRATION DATA

Lab Name: TestAmerica Canton Job No.: 240-28528-1

SDG No.:

Lab Sample ID: CCV 240-100975/2 Calibration Date: 09/11/2013 09:24

Instrument ID: A4HP7 Calib Start Date: 09/05/2013 15:47

GC Column: RXI-5SILMS ID: 0.45(mm) Calib End Date: 09/05/2013 19:11

Lab File ID: 30911002.D Conc. Units: ng/uL

ANALYTE	CURVE TYPE	AVE RRF	RRF	MIN RRF	CALC AMOUNT	SPIKE AMOUNT	%D	MAX %D
Benzo[g,h,i]perylene	Ave	0.9666	1.002	0.5000	10.4	10.0	3.7	20.0
2-Fluorophenol (Surr)	Ave	1.308	1.322		10.1	10.0	1.1	20.0
Phenol-d5 (Surr)	Ave	1.764	1.706		9.67	10.0	-3.3	20.0
Nitrobenzene-d5 (Surr)	Ave	0.4333	0.4081		9.42	10.0	-5.8	20.0
2-Fluorobiphenyl (Surr)	Ave	1.246	1.213		9.74	10.0	-2.6	20.0
2,4,6-Tribromophenol (Surr)	Ave	0.1467	0.1558		10.6	10.0	6.2	20.0
Terphenyl-d14 (Surr)	Ave	0.6557	0.6523		9.95	10.0	-0.5	20.0

FORM V
GC/MS SEMI VOA INSTRUMENT PERFORMANCE CHECK
DECAFLUOROTRIPHENYLPHOSPHINE (DFTPP)

Lab Name: TestAmerica Canton Job No.: 240-28528-1

SDG No.:

Lab File ID: 30916001.D DFTPP Injection Date: 09/16/2013

Instrument ID: A4HP7 DFTPP Injection Time: 09:20

Analysis Batch No.: 101546

M/E	ION ABUNDANCE CRITERIA	% RELATIVE ABUNDANCE	
51	30.0- 80.0% of mass 198	38.0	
68	Less than 2.0% of mass 69	0.0	(0.0)1
69	Mass 69 relative abundance	44.6	
70	Less than 2.0% of mass 69	0.2	(0.5)1
127	25.0 - 75.0% of mass 198	49.6	
197	Less than 1.0% of mass 198	0.0	
198	Base Peak, 100% relative abundance	100.0	
199	5.0 to 9.0% of mass 198	6.7	
275	10.0- 30.0% of mass 198	26.3	
365	Greater than 0.75% of mass 198	2.5	
441	Present, but less than mass 443	9.8	
442	40.0 - 110.0% of mass 198	62.8	
443	15.0 - 24.0% of mass 442	11.8	(18.8)2

1-Value is % mass 69 2-Value is % mass 442

THIS CHECK APPLIES TO THE FOLLOWING SAMPLES, MS, MSD, BLANKS AND STANDARDS:

CLIENT SAMPLE ID	LAB SAMPLE ID	LAB FILE ID	DATE ANALYZED	TIME ANALYZED
	CCV 240-101546/2	30916002.D	09/16/2013	09:45
DR-SB-221-08-10	240-28528-6	30916008.D	09/16/2013	12:35
DR-SB-222-02-04	240-28528-7	30916009.D	09/16/2013	13:00
DR-SB-222-08-10	240-28528-8	30916010.D	09/16/2013	13:24
DR-SB-219-08-10	240-28528-2	30916011.D	09/16/2013	13:48
DR-SB-219-02-04	240-28528-1	30916012.D	09/16/2013	14:13
DR-SB-220-02-04	240-28528-3	30916013.D	09/16/2013	14:37
DR-SB-221-04-06	240-28528-5	30916014.D	09/16/2013	15:02
DR-SB-220-04-06	240-28528-4	30916015.D	09/16/2013	15:26
DR-SB-223-04-06	240-28528-9	30916016.D	09/16/2013	15:50

FORM VII
GC/MS SEMI VOA CONTINUING CALIBRATION DATA

Lab Name: TestAmerica Canton Job No.: 240-28528-1

SDG No.:

Lab Sample ID: CCV 240-101546/2 Calibration Date: 09/16/2013 09:45

Instrument ID: A4HP7 Calib Start Date: 09/05/2013 15:47

GC Column: RXI-5SILMS ID: 0.45(mm) Calib End Date: 09/05/2013 19:11

Lab File ID: 30916002.D Conc. Units: ng/uL

ANALYTE	CURVE TYPE	AVE RRF	RRF	MIN RRF	CALC AMOUNT	SPIKE AMOUNT	%D	MAX %D
1,4-Dioxane	Ave	0.5511	0.5734		10.4	10.0	4.0	20.0
N-Nitrosodimethylamine	Ave	0.7417	0.7586		10.2	10.0	2.3	20.0
Pyridine	Ave	1.276	1.431		11.2	10.0	12.2	20.0
Benzaldehyde	Ave	1.223	1.210	0.0100	19.8	20.0	-1.1	20.0
Phenol	Ave	1.778	1.703	0.8000	9.58	10.0	-4.2	20.0
Aniline	Ave	2.086	2.232		10.7	10.0	7.0	20.0
Bis(2-chloroethyl)ether	Ave	1.382	1.350	0.7000	9.77	10.0	-2.3	20.0
2-Chlorophenol	Ave	1.323	1.353	0.8000	10.2	10.0	2.3	20.0
1,3-Dichlorobenzene	Ave	1.443	1.461		10.1	10.0	1.3	20.0
1,4-Dichlorobenzene	Ave	1.474	1.474		10.0	10.0	0.0	20.0
Benzyl alcohol	Ave	0.9137	0.0437		0.478	10.0	-95.2*	20.0
1,2-Dichlorobenzene	Ave	1.385	1.409		10.2	10.0	1.7	20.0
2-Methylphenol	Ave	1.267	1.436	0.7000	11.3	10.0	13.4	20.0
2,2'-oxybis[1-chloropropane]	Ave	1.420	1.375		9.68	10.0	-3.2	20.0
Indene	Ave	2.511	2.556		20.4	20.0	1.8	20.0
3 & 4 Methylphenol	Ave	1.346	1.349		10.0	10.0	0.2	20.0
N-Nitrosodi-n-propylamine	Ave	1.050	0.9515	0.5000	9.06	10.0	-9.4	20.0
Acetophenone	Ave	2.076	1.979	0.0100	9.53	10.0	-4.7	20.0
Hexachloroethane	Ave	0.6250	0.6062	0.3000	9.70	10.0	-3.0	20.0
Nitrobenzene	Ave	0.4129	0.3869	0.2000	9.37	10.0	-6.3	20.0
Isophorone	Ave	0.7042	0.6424	0.4000	9.12	10.0	-8.8	20.0
2-Nitrophenol	Ave	0.1667	0.1780	0.1000	10.7	10.0	6.8	20.0
2,4-Dimethylphenol	Ave	0.3045	0.3302	0.2000	10.8	10.0	8.4	20.0
Benzoic acid	Ave	0.1655	0.1872		22.6	20.0	13.1	20.0
Bis(2-chloroethoxy)methane	Ave	0.4055	0.3845	0.3000	9.48	10.0	-5.2	20.0
2,4-Dichlorophenol	Ave	0.2680	0.2730	0.2000	10.2	10.0	1.8	20.0
1,2,4-Trichlorobenzene	Ave	0.3098	0.3179		10.3	10.0	2.6	20.0
Naphthalene	Ave	0.9829	0.9791	0.7000	9.96	10.0	-0.4	20.0
4-Chloroaniline	Ave	0.4056	0.4021	0.0100	9.91	10.0	-0.9	20.0
Hexachlorobutadiene	Ave	0.1883	0.1908	0.0100	10.1	10.0	1.3	20.0
Caprolactam	Ave	0.0926	0.1001	0.0100	21.6	20.0	8.2	20.0
4-Chloro-3-methylphenol	Ave	0.3335	0.3122	0.2000	9.36	10.0	-6.4	20.0
2-Methylnaphthalene	Ave	0.6611	0.6523	0.4000	9.87	10.0	-1.3	20.0
1-Methylnaphthalene	Ave	0.6172	0.6031		9.77	10.0	-2.3	20.0
Hexachlorocyclopentadiene	Ave	0.3204	0.3027	0.0500	9.45	10.0	-5.5	20.0
1,2,4,5-Tetrachlorobenzene	Ave	0.5381	0.5328	0.0100	9.90	10.0	-1.0	20.0
2,4,6-Trichlorophenol	Ave	0.3332	0.3236	0.2000	9.71	10.0	-2.9	20.0
2,4,5-Trichlorophenol	Ave	0.3503	0.3372	0.2000	9.62	10.0	-3.8	20.0
1,1'-Biphenyl	Ave	1.395	1.344	0.0100	9.63	10.0	-3.7	20.0
2-Chloronaphthalene	Ave	1.058	1.043	0.8000	9.86	10.0	-1.4	20.0
2-Nitroaniline	Ave	0.3638	0.3442	0.0100	9.46	10.0	-5.4	20.0

FORM VII
GC/MS SEMI VOA CONTINUING CALIBRATION DATA

Lab Name: TestAmerica Canton Job No.: 240-28528-1

SDG No.:

Lab Sample ID: CCV 240-101546/2 Calibration Date: 09/16/2013 09:45

Instrument ID: A4HP7 Calib Start Date: 09/05/2013 15:47

GC Column: RXI-5SILMS ID: 0.45(mm) Calib End Date: 09/05/2013 19:11

Lab File ID: 30916002.D Conc. Units: ng/uL

ANALYTE	CURVE TYPE	AVE RRF	RRF	MIN RRF	CALC AMOUNT	SPIKE AMOUNT	%D	MAX %D
Dimethyl phthalate	Ave	1.195	1.177	0.0100	9.84	10.0	-1.6	20.0
1,3-Dinitrobenzene	Ave	0.1777	0.1930		10.9	10.0	8.6	20.0
2,6-Dinitrotoluene	Ave	0.2594	0.2655		10.2	10.0	2.4	20.0
Acenaphthylene	Ave	1.673	1.636	0.9000	9.78	10.0	-2.2	20.0
3-Nitroaniline	Ave	0.2781	0.2978	0.0100	10.7	10.0	7.1	20.0
2,4-Dinitrophenol	Lin1		0.1778	0.0100	18.0	20.0	-9.9	20.0
Acenaphthene	Ave	1.119	1.068	0.9000	9.54	10.0	-4.6	20.0
4-Nitrophenol	Ave	0.2155	0.1998		18.5	20.0	-7.3	20.0
2,4-Dinitrotoluene	Ave	0.3435	0.3677	0.2000	10.7	10.0	7.1	20.0
Dibenzofuran	Ave	1.500	1.478	0.8000	9.86	10.0	-1.4	20.0
2,3,4,6-Tetrachlorophenol	Ave	0.3027	0.3000	0.0100	9.91	10.0	-0.9	20.0
Diethyl phthalate	Ave	1.185	1.152	0.0100	9.72	10.0	-2.8	20.0
4-Chlorophenyl phenyl ether	Ave	0.6238	0.6263	0.4000	10.0	10.0	0.4	20.0
4-Nitroaniline	Ave	0.2811	0.3054	0.0100	10.9	10.0	8.6	20.0
Fluorene	Ave	1.247	1.236	0.9000	9.91	10.0	-0.9	20.0
4,6-Dinitro-2-methylphenol	Lin1		0.1380	0.0100	18.4	20.0	-8.2	20.0
N-Nitrosodiphenylamine	Ave	0.5221	0.5359	0.0100	20.5	20.0	2.7	20.0
1,2-Diphenylhydrazine(as Azobenzene)	Ave	0.8368	0.7794		9.31	10.0	-6.9	20.0
4-Bromophenyl phenyl ether	Ave	0.1966	0.2073	0.1000	10.5	10.0	5.4	20.0
Hexachlorobenzene	Ave	0.1978	0.2087	0.1000	10.6	10.0	5.5	20.0
Atrazine	Ave	0.1820	0.2043	0.0100	22.5	20.0	12.3	20.0
Pentachlorophenol	Ave	0.1350	0.1271	0.0500	18.8	20.0	-5.8	20.0
Phenanthrene	Ave	1.040	1.035	0.7000	9.95	10.0	-0.5	20.0
Anthracene	Ave	1.056	1.077	0.7000	10.2	10.0	1.9	20.0
Carbazole	Ave	0.9213	0.9617	0.0100	10.4	10.0	4.4	20.0
Di-n-butyl phthalate	Ave	1.088	1.169	0.0100	10.7	10.0	7.5	20.0
Fluoranthene	Ave	1.169	1.226	0.6000	10.5	10.0	4.9	20.0
Benzidine	Ave	0.1911	0.3942		41.2	20.0	106.2*	20.0
Pyrene	Ave	1.075	1.075	0.6000	10.0	10.0	0.0	20.0
Butyl benzyl phthalate	Ave	0.4399	0.4470	0.0100	10.2	10.0	1.6	20.0
3,3'-Dichlorobenzidine	Ave	0.3389	0.3753	0.0100	22.1	20.0	10.7	20.0
Bis(2-ethylhexyl) phthalate	Ave	0.6123	0.6186	0.0100	10.1	10.0	1.0	20.0
Benzo[a]anthracene	Ave	1.046	1.056	0.8000	10.1	10.0	0.9	20.0
Chrysene	Ave	0.9811	0.9795	0.7000	9.98	10.0	-0.2	20.0
Di-n-octyl phthalate	Ave	1.167	1.185	0.0100	10.2	10.0	1.5	20.0
Benzo[b]fluoranthene	Ave	1.045	1.078	0.7000	10.3	10.0	3.1	20.0
Benzo[k]fluoranthene	Ave	1.139	1.172	0.7000	10.3	10.0	2.8	20.0
Benzo[a]pyrene	Ave	1.022	1.066	0.7000	10.4	10.0	4.3	20.0
Indeno[1,2,3-cd]pyrene	Ave	1.147	1.204	0.5000	10.5	10.0	5.0	20.0
Dibenzo(a,h)anthracene	Ave	0.9777	1.007	0.4000	10.3	10.0	3.0	20.0

FORM VII
GC/MS SEMI VOA CONTINUING CALIBRATION DATA

Lab Name: TestAmerica Canton Job No.: 240-28528-1

SDG No.:

Lab Sample ID: CCV 240-101546/2 Calibration Date: 09/16/2013 09:45

Instrument ID: A4HP7 Calib Start Date: 09/05/2013 15:47

GC Column: RXI-5SILMS ID: 0.45(mm) Calib End Date: 09/05/2013 19:11

Lab File ID: 30916002.D Conc. Units: ng/uL

ANALYTE	CURVE TYPE	AVE RRF	RRF	MIN RRF	CALC AMOUNT	SPIKE AMOUNT	%D	MAX %D
Benzo[g,h,i]perylene	Ave	0.9666	1.018	0.5000	10.5	10.0	5.3	20.0
2-Fluorophenol (Surr)	Ave	1.308	1.299		9.93	10.0	-0.7	20.0
Phenol-d5 (Surr)	Ave	1.764	1.611		9.13	10.0	-8.7	20.0
Nitrobenzene-d5 (Surr)	Ave	0.4333	0.3763		8.69	10.0	-13.1	20.0
2-Fluorobiphenyl (Surr)	Ave	1.246	1.160		9.31	10.0	-6.9	20.0
2,4,6-Tribromophenol (Surr)	Ave	0.1467	0.1488		10.1	10.0	1.4	20.0
Terphenyl-d14 (Surr)	Ave	0.6557	0.6384		9.74	10.0	-2.6	20.0

FORM II
PCBS SURROGATE RECOVERY

Lab Name: TestAmerica Canton Job No.: 240-28528-1

SDG No.:

Matrix: Solid Level: Low

GC Column (1): CLP-2 ID: 0.53 (mm) GC Column (2): CLP-1 ID: 0.53 (mm)

Client Sample ID	Lab Sample ID	TCX1 #	TCX2 #	DCB1 #	DCB2 #
DR-SB-219-02-04	240-28528-1	81	76	83	92
DR-SB-219-08-10	240-28528-2	70	89	98	88
DR-SB-220-02-04	240-28528-3	90	115	111	105
DR-SB-220-04-06	240-28528-4	72	69	83	84
DR-SB-221-04-06	240-28528-5	67	64	69	67
DR-SB-221-08-10	240-28528-6	70	68	74	72
DR-SB-222-02-04	240-28528-7	60	57	74	67
DR-SB-222-08-10	240-28528-8	72	71	81	83
DR-SB-223-04-06	240-28528-9	72	71	90	83
DR-SB-223-06-08	240-28528-10	71	68	85	78
DR-SB-224-02-04	240-28528-11	67	65	75	76
DR-SB-224-06-08	240-28528-12	62	63	79	77
DR-SB-225-02-04	240-28528-13	50	48	79	83
DR-SB-225-04-06	240-28528-14	66	65	80	87
	MB 240-100629/23-A	147	78	96	91
	MB 240-100987/23-A	123	89	91	88
	LCS 240-100629/24-A	129	80	104	98
	LCS 240-100987/24-A	99	84	92	97
DR-SB-220-02-04 MS	240-28528-3 MS	95	131	112	109
	240-28528-G-16-D MS	84	67	76	80
DR-SB-220-02-04 MSD	240-28528-3 MSD	87	117	112	108
	240-28528-G-16-E MSD	95	87	101	102

	QC LIMITS
TCX = Tetrachloro-m-xylene	29-151
DCB = Decachlorobiphenyl	14-163

Column to be used to flag recovery values

FORM II 8082A

FORM IV
PCBS METHOD BLANK SUMMARY

Lab Name: TestAmerica Canton Job No.: 240-28528-1

SDG No.:

Lab Sample ID: MB 240-100629/23-A

Matrix: Solid Date Extracted: 09/09/2013 09:32

Lab File ID:(1) P1000025.D Lab File ID:(2) P1000025.D

Date Analyzed:(1) 09/11/2013 07:09 Date Analyzed:(2) 09/11/2013 07:09

Instrument ID:(1) A2HP10 Instrument ID:(2) A2HP10

GC Column:(1) CLP-2 ID: 0.53(mm) GC Column:(2) CLP-1 ID: 0.53(mm)

THIS METHOD BLANK APPLIES TO THE FOLLOWING SAMPLES:

CLIENT SAMPLE ID	LAB SAMPLE ID	DATE ANALYZED 1	DATE ANALYZED 2
DR-SB-219-02-04	240-28528-1	09/11/2013 08:10	09/11/2013 08:10
	LCS 240-100629/24-A	09/11/2013 09:38	09/11/2013 09:38
DR-SB-219-08-10	240-28528-2	09/11/2013 18:49	09/11/2013 18:49
DR-SB-220-02-04	240-28528-3	09/11/2013 19:03	09/11/2013 19:03
DR-SB-220-02-04 MS	240-28528-3 MS	09/11/2013 19:18	09/11/2013 19:18
DR-SB-220-02-04 MSD	240-28528-3 MSD	09/11/2013 19:32	09/11/2013 19:32

FORM I
PCBS ORGANICS ANALYSIS DATA SHEET

Lab Name: TestAmerica Canton Job No.: 240-28528-1

SDG No.:

Client Sample ID: Lab Sample ID: MB 240-100629/23-A

Matrix: Solid Lab File ID: P1000025.D

Analysis Method: 8082A Date Collected:

Extraction Method: 3540C Date Extracted: 09/09/2013 09:32

Sample wt/vol: 30.00(g) Date Analyzed: 09/11/2013 07:09

Con. Extract Vol.: 10(mL) Dilution Factor: 1

Injection Volume: 1(uL) GC Column: CLP-2 ID: 0.53(mm)

% Moisture: GPC Cleanup:(Y/N) N

Analysis Batch No.: 100924 Units: ug/Kg

CAS NO.	COMPOUND NAME	RESULT	Q	RL	MDL
12674-11-2	Aroclor-1016	33	U	33	21
11104-28-2	Aroclor-1221	33	U	33	16
11141-16-5	Aroclor-1232	33	U	33	14
53469-21-9	Aroclor-1242	33	U	33	13
12672-29-6	Aroclor-1248	33	U	33	17
11097-69-1	Aroclor-1254	33	U	33	17
11096-82-5	Aroclor-1260	33	U	33	17

CAS NO.	SURROGATE	%REC	Q	LIMITS
877-09-8	Tetrachloro-m-xylene	147		29-151
2051-24-3	Decachlorobiphenyl	96		14-163

FORM I
PCBS ORGANICS ANALYSIS DATA SHEET

Lab Name: TestAmerica Canton Job No.: 240-28528-1

SDG No.:

Client Sample ID: Lab Sample ID: MB 240-100629/23-A

Matrix: Solid Lab File ID: P1000025.D

Analysis Method: 8082A Date Collected:

Extraction Method: 3540C Date Extracted: 09/09/2013 09:32

Sample wt/vol: 30.00(g) Date Analyzed: 09/11/2013 07:09

Con. Extract Vol.: 10(mL) Dilution Factor: 1

Injection Volume: 1(uL) GC Column: CLP-1 ID: 0.53(mm)

% Moisture: GPC Cleanup:(Y/N) N

Analysis Batch No.: 100924 Units: ug/Kg

CAS NO.	SURROGATE	%REC	Q	LIMITS
877-09-8	Tetrachloro-m-xylene	78		29-151
2051-24-3	Decachlorobiphenyl	91		14-163

PCBS BATCH WORKSHEET

Lab Name: TestAmerica Canton Job No.: 240-28528-1

SDG No.:

Batch Number: 100629 Batch Start Date: 09/09/13 12:40 Batch Analyst: Coast, Chris

Batch Method: 3540C Batch End Date: 09/10/13 04:40

Lab Sample ID	Client Sample ID	Method Chain	Basis	InitialAmount	FinalAmount	EX10PPMSPK 00009	EX2/.2SURRW 00029	AnalysisComment	
240-28528-F-1	DR-SB-219-02-04	3540C, 8082A	T	29.54 g	10 mL		1 mL		
240-28528-G-2	DR-SB-219-08-10	3540C, 8082A	T	30.30 g	10 mL		1 mL		
240-28528-G-3	DR-SB-220-02-04	3540C, 8082A	T	29.73 g	10 mL		1 mL		
240-28528-G-3 MS	DR-SB-220-02-04	3540C, 8082A	T	30.30 g	10 mL	1 mL	1 mL		
240-28528-G-3 MSD	DR-SB-220-02-04	3540C, 8082A	T	29.96 g	10 mL	1 mL	1 mL		
MB 240-100629/23		3540C, 8082A		30.00 g	10 mL		1 mL	assoc. w/ 100624	
LCS 240-100629/24		3540C, 8082A		30.00 g	10 mL	1 mL	1 mL		

Batch Notes	
Acid used for Clean Up Reagent	1115285
Balance ID	b036
Exchange Solvent Lot #	1037686
Na2SO4 Lot Number	963860
Prep Solvent Lot #	1131846

Basis	Basis Description
T	Total/NA

The pound sign (#) in the amount added field denotes that the reagent was used undiluted. All calculations are performed using the stated concentration for this reagent.

FORM III
PCBS LAB CONTROL SAMPLE RECOVERY

Lab Name: TestAmerica Canton Job No.: 240-28528-1

SDG No.:

Matrix: Solid Level: Low Lab File ID: P1000034.D

Lab ID: LCS 240-100629/24-A Client ID:

COMPOUND	SPIKE ADDED (ug/Kg)	LCS CONCENTRATION (ug/Kg)	LCS % REC	QC LIMITS REC	#
Aroclor-1016	333	316	95	62-120	
Aroclor-1260	333	339	102	56-122	

Column to be used to flag recovery and RPD values

FORM III 8082A

FORM III
PCBS MATRIX SPIKE RECOVERY

Lab Name: TestAmerica Canton Job No.: 240-28528-1

SDG No.:

Matrix: Solid Level: Low Lab File ID: P1100013.D

Lab ID: 240-28528-3 MS Client ID: DR-SB-220-02-04 MS

COMPOUND	SPIKE ADDED (ug/Kg)	SAMPLE CONCENTRATION (ug/Kg)	MS CONCENTRATION (ug/Kg)	MS % REC	QC LIMITS REC	#
Aroclor-1016	378	38 U	368	97	22-157	
Aroclor-1260	378	38 U	373	98	13-161	

Column to be used to flag recovery and RPD values

FORM III 8082A

FORM III
PCBS MATRIX SPIKE DUPLICATE RECOVERY

Lab Name: TestAmerica Canton Job No.: 240-28528-1

SDG No.:

Matrix: Solid Level: Low Lab File ID: P1100014.D

Lab ID: 240-28528-3 MSD Client ID: DR-SB-220-02-04 MSD

COMPOUND	SPIKE ADDED (ug/Kg)	MSD CONCENTRATION (ug/Kg)	MSD % REC	% RPD	QC LIMITS RPD	QC LIMITS REC	#
Aroclor-1016	383	367	96	0	30	22-157	
Aroclor-1260	383	356	93	5	30	13-161	

Column to be used to flag recovery and RPD values

FORM III 8082A

FORM IV
PCBS METHOD BLANK SUMMARY

Lab Name: TestAmerica Canton Job No.: 240-28528-1

SDG No.:

Lab Sample ID: MB 240-100987/23-A

Matrix: Solid Date Extracted: 09/11/2013 09:45

Lab File ID:(1) P1000022.D Lab File ID:(2) P1000022.D

Date Analyzed:(1) 09/13/2013 07:27 Date Analyzed:(2) 09/13/2013 07:27

Instrument ID:(1) A2HP10 Instrument ID:(2) A2HP10

GC Column:(1) CLP-2 ID: 0.53(mm) GC Column:(2) CLP-1 ID: 0.53(mm)

THIS METHOD BLANK APPLIES TO THE FOLLOWING SAMPLES:

CLIENT SAMPLE ID	LAB SAMPLE ID	DATE ANALYZED 1	DATE ANALYZED 2
DR-SB-220-04-06	240-28528-4	09/13/2013 06:26	09/13/2013 06:26
DR-SB-221-04-06	240-28528-5	09/13/2013 06:41	09/13/2013 06:41
DR-SB-221-08-10	240-28528-6	09/13/2013 06:56	09/13/2013 06:56
DR-SB-222-02-04	240-28528-7	09/13/2013 07:12	09/13/2013 07:12
DR-SB-223-04-06	240-28528-9	09/13/2013 08:13	09/13/2013 08:13
DR-SB-223-06-08	240-28528-10	09/13/2013 08:28	09/13/2013 08:28
DR-SB-224-02-04	240-28528-11	09/13/2013 08:43	09/13/2013 08:43
DR-SB-224-06-08	240-28528-12	09/13/2013 08:58	09/13/2013 08:58
	240-28528-G-16-D MS	09/13/2013 09:59	09/13/2013 09:59
	240-28528-G-16-E MSD	09/13/2013 10:15	09/13/2013 10:15
DR-SB-222-08-10	240-28528-8	09/13/2013 10:30	09/13/2013 10:30
DR-SB-225-02-04	240-28528-13	09/13/2013 10:45	09/13/2013 10:45
DR-SB-225-04-06	240-28528-14	09/13/2013 11:01	09/13/2013 11:01
	LCS 240-100987/24-A	09/13/2013 11:16	09/13/2013 11:16

FORM I
PCBS ORGANICS ANALYSIS DATA SHEET

Lab Name: TestAmerica Canton | Job No.: 240-28528-1

SDG No.:

Client Sample ID: | Lab Sample ID: MB 240-100987/23-A

Matrix: Solid | Lab File ID: P1000022.D

Analysis Method: 8082A | Date Collected:

Extraction Method: 3540C | Date Extracted: 09/11/2013 09:45

Sample wt/vol: 30.0(g) | Date Analyzed: 09/13/2013 07:27

Con. Extract Vol.: 10.0(mL) | Dilution Factor: 1

Injection Volume: 1(uL) | GC Column: CLP-2 ID: 0.53(mm)

% Moisture: | GPC Cleanup:(Y/N) N

Analysis Batch No.: 101275 | Units: ug/Kg

CAS NO.	COMPOUND NAME	RESULT	Q	RL	MDL
12674-11-2	Aroclor-1016	33	U	33	21
11104-28-2	Aroclor-1221	33	U	33	16
11141-16-5	Aroclor-1232	33	U	33	14
53469-21-9	Aroclor-1242	33	U	33	13
12672-29-6	Aroclor-1248	33	U	33	17
11097-69-1	Aroclor-1254	33	U	33	17
11096-82-5	Aroclor-1260	33	U	33	17

CAS NO.	SURROGATE	%REC	Q	LIMITS
877-09-8	Tetrachloro-m-xylene	123		29-151
2051-24-3	Decachlorobiphenyl	91		14-163

FORM I
PCBS ORGANICS ANALYSIS DATA SHEET

Lab Name: TestAmerica Canton Job No.: 240-28528-1

SDG No.:

Client Sample ID: Lab Sample ID: MB 240-100987/23-A

Matrix: Solid Lab File ID: P1000022.D

Analysis Method: 8082A Date Collected:

Extraction Method: 3540C Date Extracted: 09/11/2013 09:45

Sample wt/vol: 30.0(g) Date Analyzed: 09/13/2013 07:27

Con. Extract Vol.: 10.0(mL) Dilution Factor: 1

Injection Volume: 1(uL) GC Column: CLP-1 ID: 0.53(mm)

% Moisture: GPC Cleanup:(Y/N) N

Analysis Batch No.: 101275 Units: ug/Kg

CAS NO.	SURROGATE	%REC	Q	LIMITS
877-09-8	Tetrachloro-m-xylene	89		29-151
2051-24-3	Decachlorobiphenyl	88		14-163

PCBS BATCH WORKSHEET

Lab Name: TestAmerica Canton Job No.: 240-28528-1

SDG No.:

Batch Number: 100987 Batch Start Date: 09/11/13 13:30 Batch Analyst: Click, Kieth

Batch Method: 3540C Batch End Date: 09/12/13 05:30

Lab Sample ID	Client Sample ID	Method Chain	Basis	InitialAmount	FinalAmount	EX10PPMSPK 00009	EX2/.2SURRW 00029		
240-28528-F-4	DR-SB-220-04-06	3540C, 8082A	T	29.88 g	10.0 mL		1 mL		
240-28528-G-5	DR-SB-221-04-06	3540C, 8082A	T	29.90 g	10.0 mL		1 mL		
240-28528-G-6	DR-SB-221-08-10	3540C, 8082A	T	29.88 g	10.0 mL		1 mL		
240-28528-G-7	DR-SB-222-02-04	3540C, 8082A	T	30.48 g	10.0 mL		1 mL		
240-28528-G-8	DR-SB-222-08-10	3540C, 8082A	T	30.39 g	10.0 mL		1 mL		
240-28528-G-9	DR-SB-223-04-06	3540C, 8082A	T	29.83 g	10.0 mL		1 mL		
240-28528-F-10	DR-SB-223-06-08	3540C, 8082A	T	29.81 g	10.0 mL		1 mL		
240-28528-F-11	DR-SB-224-02-04	3540C, 8082A	T	30.46 g	10.0 mL		1 mL		
240-28528-G-12	DR-SB-224-06-08	3540C, 8082A	T	30.02 g	10.0 mL		1 mL		
240-28528-F-13	DR-SB-225-02-04	3540C, 8082A	T	30.28 g	10.0 mL		1 mL		
240-28528-G-14	DR-SB-225-04-06	3540C, 8082A	T	29.86 g	10.0 mL		1 mL		
240-28528-G-16 MS		3540C, 8082A	T	29.67 g	10.0 mL	1 mL	1 mL		
240-28528-G-16 MSD		3540C, 8082A	T	30.26 g	10.0 mL	1 mL	1 mL		
MB 240-100987/23		3540C, 8082A		30.0 g	10.0 mL		1 mL		
LCS 240-100987/24		3540C, 8082A		30.0 g	10.0 mL	1 mL	1 mL		

Batch Notes	
Acid used for Clean Up Reagent	1115285
Balance ID	b037
Exchange Solvent Lot #	1037686
Na2SO4 Lot Number	963860
Prep Solvent Lot #	1160495

Basis	Basis Description
T	Total/NA

The pound sign (#) in the amount added field denotes that the reagent was used undiluted. All calculations are performed using the stated concentration for this reagent.

FORM III
PCBS LAB CONTROL SAMPLE RECOVERY

Lab Name: TestAmerica Canton Job No.: 240-28528-1

SDG No.:

Matrix: Solid Level: Low Lab File ID: P1000037.D

Lab ID: LCS 240-100987/24-A Client ID:

COMPOUND	SPIKE ADDED (ug/Kg)	LCS CONCENTRATION (ug/Kg)	LCS % REC	QC LIMITS REC	#
Aroclor-1016	333	275	82	62-120	
Aroclor-1260	333	290	87	56-122	

Column to be used to flag recovery and RPD values

FORM III 8082A

FORM III
PCBS MATRIX SPIKE RECOVERY

Lab Name: TestAmerica Canton Job No.: 240-28528-1

SDG No.:

Matrix: Solid Level: Low Lab File ID: P1000032.D

Lab ID: 240-28528-G-16-D MS Client ID:

COMPOUND	SPIKE ADDED (ug/Kg)	SAMPLE CONCENTRATION (ug/Kg)	MS CONCENTRATION (ug/Kg)	MS % REC	QC LIMITS REC	#
Aroclor-1016	418	41 U	293	70	22-157	
Aroclor-1260	418	41 U	316	76	13-161	

Column to be used to flag recovery and RPD values

FORM III 8082A

FORM III
PCBS MATRIX SPIKE DUPLICATE RECOVERY

Lab Name: TestAmerica Canton Job No.: 240-28528-1

SDG No.:

Matrix: Solid Level: Low Lab File ID: P1000033.D

Lab ID: 240-28528-G-16-E MSD Client ID:

COMPOUND	SPIKE ADDED (ug/Kg)	MSD CONCENTRATION (ug/Kg)	MSD % REC	% RPD	QC LIMITS RPD	QC LIMITS REC	#
Aroclor-1016	410	369	90	23	30	22-157	
Aroclor-1260	410	396	97	22	30	13-161	

Column to be used to flag recovery and RPD values

FORM III 8082A

PCBS ANALYSIS RUN LOG

Lab Name: TestAmerica Canton Job No.: 240-28528-1

SDG No.:

Instrument ID: A2HP11 Start Date: 08/16/2013 17:36

Analysis Batch Number: 97817 End Date: 08/17/2013 05:06

LAB SAMPLE ID	CLIENT SAMPLE ID	DATE ANALYZED	DILUTION FACTOR	LAB FILE ID	COLUMN ID
STD0025 240-97817/3 IC		08/16/2013 17:36	1	P1100003.D	CLP-1 0.53(mm)
STD0025 240-97817/3 IC		08/16/2013 17:36	1	P1100003.D	CLP-2 0.53(mm)
STD005 240-97817/4 IC		08/16/2013 17:50	1	P1100004.D	CLP-1 0.53(mm)
STD005 240-97817/4 IC		08/16/2013 17:50	1	P1100004.D	CLP-2 0.53(mm)
STD01 240-97817/5 IC		08/16/2013 18:05	1	P1100005.D	CLP-1 0.53(mm)
STD01 240-97817/5 IC		08/16/2013 18:05	1	P1100005.D	CLP-2 0.53(mm)
STD02 240-97817/6 IC		08/16/2013 18:19	1	P1100006.D	CLP-1 0.53(mm)
STD02 240-97817/6 IC		08/16/2013 18:19	1	P1100006.D	CLP-2 0.53(mm)
STD05 240-97817/7 IC		08/16/2013 18:33	1	P1100007.D	CLP-1 0.53(mm)
STD05 240-97817/7 IC		08/16/2013 18:33	1	P1100007.D	CLP-2 0.53(mm)
STD1 240-97817/8 IC		08/16/2013 18:47	1	P1100008.D	CLP-1 0.53(mm)
STD1 240-97817/8 IC		08/16/2013 18:47	1	P1100008.D	CLP-2 0.53(mm)
STD2 240-97817/9 IC		08/16/2013 19:02	1	P1100009.D	CLP-1 0.53(mm)
STD2 240-97817/9 IC		08/16/2013 19:02	1	P1100009.D	CLP-2 0.53(mm)
STD0025 240-97817/10 IC		08/16/2013 19:16	1	P1100010.D	CLP-1 0.53(mm)
STD0025 240-97817/10 IC		08/16/2013 19:16	1	P1100010.D	CLP-2 0.53(mm)
STD005 240-97817/11 IC		08/16/2013 19:30	1	P1100011.D	CLP-1 0.53(mm)
STD005 240-97817/11 IC		08/16/2013 19:30	1	P1100011.D	CLP-2 0.53(mm)
STD01 240-97817/12 IC		08/16/2013 19:44	1	P1100012.D	CLP-1 0.53(mm)
STD01 240-97817/12 IC		08/16/2013 19:44	1	P1100012.D	CLP-2 0.53(mm)
STD02 240-97817/13 IC		08/16/2013 19:58	1	P1100013.D	CLP-1 0.53(mm)
STD02 240-97817/13 IC		08/16/2013 19:58	1	P1100013.D	CLP-2 0.53(mm)
STD05 240-97817/14 IC		08/16/2013 20:12	1	P1100014.D	CLP-1 0.53(mm)
STD05 240-97817/14 IC		08/16/2013 20:12	1	P1100014.D	CLP-2 0.53(mm)
STD1 240-97817/15 IC		08/16/2013 20:26	1	P1100015.D	CLP-1 0.53(mm)
STD1 240-97817/15 IC		08/16/2013 20:26	1	P1100015.D	CLP-2 0.53(mm)
STD2 240-97817/16 IC		08/16/2013 20:41	1	P1100016.D	CLP-1 0.53(mm)
STD2 240-97817/16 IC		08/16/2013 20:41	1	P1100016.D	CLP-2 0.53(mm)
STD025 240-97817/17 IC		08/16/2013 20:55	1	P1100017.D	CLP-1 0.53(mm)
STD025 240-97817/17 IC		08/16/2013 20:55	1	P1100017.D	CLP-2 0.53(mm)
STD005 240-97817/18 IC		08/16/2013 21:09	1	P1100018.D	CLP-1 0.53(mm)
STD005 240-97817/18 IC		08/16/2013 21:09	1	P1100018.D	CLP-2 0.53(mm)
STD01 240-97817/19 IC		08/16/2013 21:23	1	P1100019.D	CLP-1 0.53(mm)
STD01 240-97817/19 IC		08/16/2013 21:23	1	P1100019.D	CLP-2 0.53(mm)
STD02 240-97817/20 IC		08/16/2013 21:37	1	P1100020.D	CLP-1 0.53(mm)
STD02 240-97817/20 IC		08/16/2013 21:37	1	P1100020.D	CLP-2 0.53(mm)

PCBS ANALYSIS RUN LOG

Lab Name: TestAmerica Canton Job No.: 240-28528-1

SDG No.:

Instrument ID: A2HP11 Start Date: 08/16/2013 17:36

Analysis Batch Number: 97817 End Date: 08/17/2013 05:06

LAB SAMPLE ID	CLIENT SAMPLE ID	DATE ANALYZED	DILUTION FACTOR	LAB FILE ID	COLUMN ID
STD05 240-97817/21 IC		08/16/2013 21:51	1	P1100021.D	CLP-1 0.53(mm)
STD05 240-97817/21 IC		08/16/2013 21:51	1	P1100021.D	CLP-2 0.53(mm)
STD1 240-97817/22 IC		08/16/2013 22:05	1	P1100022.D	CLP-1 0.53(mm)
STD1 240-97817/22 IC		08/16/2013 22:05	1	P1100022.D	CLP-2 0.53(mm)
STD2 240-97817/23 IC		08/16/2013 22:20	1	P1100023.D	CLP-1 0.53(mm)
STD2 240-97817/23 IC		08/16/2013 22:20	1	P1100023.D	CLP-2 0.53(mm)
STD0025 240-97817/24 IC		08/16/2013 22:33	1	P1100024.D	CLP-1 0.53(mm)
STD0025 240-97817/24 IC		08/16/2013 22:33	1	P1100024.D	CLP-2 0.53(mm)
STD005 240-97817/25 IC		08/16/2013 22:47	1	P1100025.D	CLP-1 0.53(mm)
STD005 240-97817/25 IC		08/16/2013 22:47	1	P1100025.D	CLP-2 0.53(mm)
STD01 240-97817/26 IC		08/16/2013 23:02	1	P1100026.D	CLP-1 0.53(mm)
STD01 240-97817/26 IC		08/16/2013 23:02	1	P1100026.D	CLP-2 0.53(mm)
STD02 240-97817/27 IC		08/16/2013 23:16	1	P1100027.D	CLP-1 0.53(mm)
STD02 240-97817/27 IC		08/16/2013 23:16	1	P1100027.D	CLP-2 0.53(mm)
STD05 240-97817/28 IC		08/16/2013 23:30	1	P1100028.D	CLP-1 0.53(mm)
STD05 240-97817/28 IC		08/16/2013 23:30	1	P1100028.D	CLP-2 0.53(mm)
STD1 240-97817/29 IC		08/16/2013 23:44	1	P1100029.D	CLP-1 0.53(mm)
STD1 240-97817/29 IC		08/16/2013 23:44	1	P1100029.D	CLP-2 0.53(mm)
STD2 240-97817/30 IC		08/16/2013 23:58	1	P1100030.D	CLP-1 0.53(mm)
STD2 240-97817/30 IC		08/16/2013 23:58	1	P1100030.D	CLP-2 0.53(mm)
STD0025 240-97817/31 IC		08/17/2013 00:12	1	P1100031.D	CLP-1 0.53(mm)
STD0025 240-97817/31 IC		08/17/2013 00:12	1	P1100031.D	CLP-2 0.53(mm)
STD005 240-97817/32 IC		08/17/2013 00:26	1	P1100032.D	CLP-1 0.53(mm)
STD005 240-97817/32 IC		08/17/2013 00:26	1	P1100032.D	CLP-2 0.53(mm)
STD01 240-97817/33 IC		08/17/2013 00:40	1	P1100033.D	CLP-1 0.53(mm)
STD01 240-97817/33 IC		08/17/2013 00:40	1	P1100033.D	CLP-2 0.53(mm)
STD02 240-97817/34 IC		08/17/2013 00:54	1	P1100034.D	CLP-1 0.53(mm)
STD02 240-97817/34 IC		08/17/2013 00:54	1	P1100034.D	CLP-2 0.53(mm)
STD05 240-97817/35 ICRT		08/17/2013 01:07	1	P1100035.D	CLP-1 0.53(mm)
STD05 240-97817/35 ICRT		08/17/2013 01:07	1	P1100035.D	CLP-2 0.53(mm)
STD1 240-97817/36 IC		08/17/2013 01:21	1	P1100036.D	CLP-1 0.53(mm)
STD1 240-97817/36 IC		08/17/2013 01:21	1	P1100036.D	CLP-2 0.53(mm)
STD2 240-97817/37 IC		08/17/2013 01:35	1	P1100037.D	CLP-1 0.53(mm)
STD2 240-97817/37 IC		08/17/2013 01:35	1	P1100037.D	CLP-2 0.53(mm)
STD0025 240-97817/38 IC		08/17/2013 01:49	1		CLP-1 0.53(mm)

PCBS ANALYSIS RUN LOG

Lab Name: TestAmerica Canton Job No.: 240-28528-1

SDG No.:

Instrument ID: A2HP11 Start Date: 08/16/2013 17:36

Analysis Batch Number: 97817 End Date: 08/17/2013 05:06

LAB SAMPLE ID	CLIENT SAMPLE ID	DATE ANALYZED	DILUTION FACTOR	LAB FILE ID	COLUMN ID
STD0025 240-97817/38 IC		08/17/2013 01:49	1		CLP-2 0.53(mm)
STD005 240-97817/39 IC		08/17/2013 02:03	1		CLP-1 0.53(mm)
STD005 240-97817/39 IC		08/17/2013 02:03	1		CLP-2 0.53(mm)
STD01 240-97817/40 IC		08/17/2013 02:17	1		CLP-1 0.53(mm)
STD01 240-97817/40 IC		08/17/2013 02:17	1		CLP-2 0.53(mm)
STD02 240-97817/41 IC		08/17/2013 02:32	1		CLP-1 0.53(mm)
STD02 240-97817/41 IC		08/17/2013 02:32	1		CLP-2 0.53(mm)
STD05 240-97817/42 IC		08/17/2013 02:45	1		CLP-1 0.53(mm)
STD05 240-97817/42 IC		08/17/2013 02:45	1		CLP-2 0.53(mm)
STD1 240-97817/43 IC		08/17/2013 03:00	1		CLP-1 0.53(mm)
STD1 240-97817/43 IC		08/17/2013 03:00	1		CLP-2 0.53(mm)
STD2 240-97817/44 IC		08/17/2013 03:14	1		CLP-1 0.53(mm)
STD2 240-97817/44 IC		08/17/2013 03:14	1		CLP-2 0.53(mm)
STD0025 240-97817/45 IC		08/17/2013 03:27	1		CLP-1 0.53(mm)
STD0025 240-97817/45 IC		08/17/2013 03:27	1		CLP-2 0.53(mm)
STD005 240-97817/46 IC		08/17/2013 03:41	1		CLP-1 0.53(mm)
STD005 240-97817/46 IC		08/17/2013 03:41	1		CLP-2 0.53(mm)
STD01 240-97817/47 IC		08/17/2013 03:55	1		CLP-1 0.53(mm)
STD01 240-97817/47 IC		08/17/2013 03:55	1		CLP-2 0.53(mm)
STD02 240-97817/48 IC		08/17/2013 04:09	1		CLP-1 0.53(mm)
STD02 240-97817/48 IC		08/17/2013 04:09	1		CLP-2 0.53(mm)
STD05 240-97817/49 IC		08/17/2013 04:24	1		CLP-1 0.53(mm)
STD05 240-97817/49 IC		08/17/2013 04:24	1		CLP-2 0.53(mm)
STD1 240-97817/50 IC		08/17/2013 04:38	1		CLP-1 0.53(mm)
STD1 240-97817/50 IC		08/17/2013 04:38	1		CLP-2 0.53(mm)
STD2 240-97817/51 IC		08/17/2013 04:52	1		CLP-1 0.53(mm)
STD2 240-97817/51 IC		08/17/2013 04:52	1		CLP-2 0.53(mm)
ICV 240-97817/52		08/17/2013 05:06	1	P1100052.D	CLP-1 0.53(mm)
ICV 240-97817/52		08/17/2013 05:06	1	P1100052.D	CLP-2 0.53(mm)

FORM VI
PCBS INITIAL CALIBRATION DATA
EXTERNAL STANDARD CURVE EVALUATION

Lab Name: TestAmerica Canton | Job No.: 240-28528-1 | Analy Batch No.: 97817

SDG No.:

Instrument ID: A2HP11 | GC Column: CLP-1 | ID: 0.53(mm) | Heated Purge: (Y/N) N

Calibration Start Date: 08/16/2013 17:36 | Calibration End Date: 08/16/2013 19:02 | Calibration ID: 16873

Calibration Files:

LEVEL:	LAB SAMPLE ID:	LAB FILE ID:
Level 1	STD0025 240-97817/3	P1100003.D
Level 2	STD005 240-97817/4	P1100004.D
Level 3	STD01 240-97817/5	P1100005.D
Level 4	STD02 240-97817/6	P1100006.D
Level 5	STD05 240-97817/7	P1100007.D
Level 6	STD1 240-97817/8	P1100008.D
Level 7	STD2 240-97817/9	P1100009.D

ANALYTE	CF				CURVE TYPE	COEFFICIENT			#	MIN CF	%RSD	#	MAX %RSD	R^2 OR COD	#	MIN R^2 OR COD
	LVL 1 LVL 5	LVL 2 LVL 6	LVL 3 LVL 7	LVL 4		B	M1	M2								
PCB-1232 Peak 1	19652960 17711196	19014980 17184177	19331980 16409346	18262205	Ave		18223834.9				6.5		20.0			
PCB-1232 Peak 2	15229120 12997136	14445580 12780316	13406230 11489063	13154085	Ave		13357361.4				9.0		20.0			
PCB-1232 Peak 3	32665720 27719356	27947860 25613267	27277290 24528181	26999995	Ave		27535952.7				9.3		20.0			
PCB-1232 Peak 4	9503000 10759892	10757120 10675375	10489560 9763715	10333415	Ave		10326011.0				4.9		20.0			
PCB-1232 Peak 5	6234120 7457728	6652100 7280188	6650010 6328922	6476520	Ave		6725655.43				7.0		20.0			

Note: The m1 coefficient is the same as Ave CF for an Ave curve type.

FORM VI
PCBS INITIAL CALIBRATION DATA
EXTERNAL STANDARD CURVE EVALUATION

Lab Name: TestAmerica Canton Job No.: 240-28528-1 Analy Batch No.: 97817

SDG No.:

Instrument ID: A2HP11 GC Column: CLP-2 ID: 0.53(mm) Heated Purge: (Y/N) N

Calibration Start Date: 08/16/2013 17:36 Calibration End Date: 08/16/2013 19:02 Calibration ID: 16874

Calibration Files:

LEVEL:	LAB SAMPLE ID:	LAB FILE ID:
Level 1	STD0025 240-97817/3	P1100003.D
Level 2	STD005 240-97817/4	P1100004.D
Level 3	STD01 240-97817/5	P1100005.D
Level 4	STD02 240-97817/6	P1100006.D
Level 5	STD05 240-97817/7	P1100007.D
Level 6	STD1 240-97817/8	P1100008.D
Level 7	STD2 240-97817/9	P1100009.D

ANALYTE	CF				CURVE TYPE	COEFFICIENT			#	MIN CF	%RSD	#	MAX %RSD	R^2 OR COD	#	MIN R^2 OR COD
	LVL 1 LVL 5	LVL 2 LVL 6	LVL 3 LVL 7	LVL 4		B	M1	M2								
PCB-1232 Peak 1	28254040 23947886	26448100 23441863	25815420 22018706	24589635	Ave		24930807.1				8.3		20.0			
PCB-1232 Peak 2	25621560 18497556	21973840 17962935	20610100 16885552	19645565	Ave		20171015.4				15.0		20.0			
PCB-1232 Peak 3	43140000 37421192	39023580 37095616	39945690 35971385	37831430	Ave		38632698.9				6.1		20.0			
PCB-1232 Peak 4	18805360 16205362	16810540 15922662	17102990 15252713	16537680	Ave		16662472.4				6.7		20.0			
PCB-1232 Peak 5	13232480 10652850	12087420 10546406	11145900 10074202	10921785	Ave		11237291.9				9.6		20.0			

Note: The m1 coefficient is the same as Ave CF for an Ave curve type.

FORM VI
PCBS INITIAL CALIBRATION DATA
EXTERNAL STANDARD CURVE EVALUATION

Lab Name: TestAmerica Canton Job No.: 240-28528-1 Analy Batch No.: 97817

SDG No.:

Instrument ID: A2HP11 GC Column: CLP-1 ID: 0.53(mm) Heated Purge: (Y/N) N

Calibration Start Date: 08/16/2013 19:16 Calibration End Date: 08/16/2013 20:41 Calibration ID: 16879

Calibration Files:

LEVEL:	LAB SAMPLE ID:	LAB FILE ID:
Level 1	STD0025 240-97817/10	P1100010.D
Level 2	STD005 240-97817/11	P1100011.D
Level 3	STD01 240-97817/12	P1100012.D
Level 4	STD02 240-97817/13	P1100013.D
Level 5	STD05 240-97817/14	P1100014.D
Level 6	STD1 240-97817/15	P1100015.D
Level 7	STD2 240-97817/16	P1100016.D

ANALYTE	CF				CURVE TYPE	COEFFICIENT			#	MIN CF	%RSD	#	MAX %RSD	R^2 OR COD	#	MIN R^2 OR COD
	LVL 1 LVL 5	LVL 2 LVL 6	LVL 3 LVL 7	LVL 4		B	M1	M2								
PCB-1242 Peak 1	15149600 11998144	13147480 12055840	13480720 11620629	12461955	Ave		12844909.6				9.4		20.0			
PCB-1242 Peak 2	27074600 22734824	25807380 22981704	25279680 21727636	23884765	Ave		24212941.2				7.9		20.0			
PCB-1242 Peak 3	53657480 47985786	51591880 48760014	54544810 47605344	48567190	Ave		50387500.6				5.7		20.0			
PCB-1242 Peak 4	19777960 20414496	19338360 19771213	21746540 19083738	20659180	Ave		20113069.6				4.5		20.0			
PCB-1242 Peak 5	12387480 13507738	11899860 12688915	13882970 12355250	13485900	Ave		12886873.3				5.7		20.0			

Note: The ml coefficient is the same as Ave CF for an Ave curve type.

FORM VI
PCBS INITIAL CALIBRATION DATA
EXTERNAL STANDARD CURVE EVALUATION

Lab Name: TestAmerica Canton | Job No.: 240-28528-1 | Analy Batch No.: 97817

SDG No.:

Instrument ID: A2HP11 | GC Column: CLP-2 | ID: 0.53(mm) | Heated Purge: (Y/N) N

Calibration Start Date: 08/16/2013 19:16 | Calibration End Date: 08/16/2013 20:41 | Calibration ID: 16880

Calibration Files:

LEVEL:	LAB SAMPLE ID:	LAB FILE ID:
Level 1	STD0025 240-97817/10	P1100010.D
Level 2	STD005 240-97817/11	P1100011.D
Level 3	STD01 240-97817/12	P1100012.D
Level 4	STD02 240-97817/13	P1100013.D
Level 5	STD05 240-97817/14	P1100014.D
Level 6	STD1 240-97817/15	P1100015.D
Level 7	STD2 240-97817/16	P1100016.D

ANALYTE	CF				CURVE TYPE	COEFFICIENT			#	MIN CF	%RSD	#	MAX %RSD	R^2 OR COD	#	MIN R^2 OR COD
	LVL 1 LVL 5	LVL 2 LVL 6	LVL 3 LVL 7	LVL 4		B	M1	M2								
PCB-1242 Peak 1	19898320 16796436	19616800 17090135	18688740 15615610	17390200	Ave		17870891.5				8.8		20.0			
PCB-1242 Peak 2	38896000 34106178	42266160 32506719	35204920 30104165	36559835	Ave		35663425.2				11.0		20.0			
PCB-1242 Peak 3	79198440 70908610	81249860 71625005	74463800 69110747	72286555	Ave		74120430.9				6.1		20.0			
PCB-1242 Peak 4	33095800 30811770	34314100 30444174	31517320 29221993	31542130	Ave		31563898.1				5.4		20.0			
PCB-1242 Peak 5	26012720 22662732	25871560 22448547	24179450 21932831	23481440	Ave		23798468.5				6.9		20.0			

Note: The m1 coefficient is the same as Ave CF for an Ave curve type.

FORM VI
PCBS INITIAL CALIBRATION DATA
EXTERNAL STANDARD CURVE EVALUATION

Lab Name: TestAmerica Canton | Job No.: 240-28528-1 | Analy Batch No.: 97817

SDG No.:

Instrument ID: A2HP11 | GC Column: CLP-1 | ID: 0.53(mm) | Heated Purge: (Y/N) N

Calibration Start Date: 08/16/2013 20:55 | Calibration End Date: 08/16/2013 22:20 | Calibration ID: 16885

Calibration Files:

LEVEL:	LAB SAMPLE ID:	LAB FILE ID:
Level 1	STD025 240-97817/17	P1100017.D
Level 2	STD005 240-97817/18	P1100018.D
Level 3	STD01 240-97817/19	P1100019.D
Level 4	STD02 240-97817/20	P1100020.D
Level 5	STD05 240-97817/21	P1100021.D
Level 6	STD1 240-97817/22	P1100022.D
Level 7	STD2 240-97817/23	P1100023.D

ANALYTE	CF				CURVE TYPE	COEFFICIENT			#	MIN CF	%RSD	#	MAX %RSD	R^2 OR COD	#	MIN R^2 OR COD
	LVL 1 LVL 5	LVL 2 LVL 6	LVL 3 LVL 7	LVL 4		B	M1	M2								
PCB-1248 Peak 1	31440920 31426558	32297580 30911806	31947400 29836581	31285320	Ave		31306595.0				2.5		20.0			
PCB-1248 Peak 2	36641640 35829284	37580100 34944866	37714040 33843045	36746585	Ave		36185651.4				3.9		20.0			
PCB-1248 Peak 3	43162640 35269124	37489820 34940184	37379230 33572245	36435960	Ave		36892743.3				8.4		20.0			
PCB-1248 Peak 4	14202760 15908896	14488280 17569202	13700290 17377616	14634275	Ave		15411617.0				10.0		20.0			
PCB-1248 Peak 5	17012720 16435814	16198260 17316603	16331090 17192644	16220875	Ave		16672572.3				2.9		20.0			

Note: The m1 coefficient is the same as Ave CF for an Ave curve type.

FORM VI
PCBS INITIAL CALIBRATION DATA
EXTERNAL STANDARD CURVE EVALUATION

Lab Name: TestAmerica Canton Job No.: 240-28528-1 Analy Batch No.: 97817

SDG No.:

Instrument ID: A2HP11 GC Column: CLP-2 ID: 0.53(mm) Heated Purge: (Y/N) N

Calibration Start Date: 08/16/2013 20:55 Calibration End Date: 08/16/2013 22:20 Calibration ID: 16886

Calibration Files:

LEVEL:	LAB SAMPLE ID:	LAB FILE ID:
Level 1	STD025 240-97817/17	P1100017.D
Level 2	STD005 240-97817/18	P1100018.D
Level 3	STD01 240-97817/19	P1100019.D
Level 4	STD02 240-97817/20	P1100020.D
Level 5	STD05 240-97817/21	P1100021.D
Level 6	STD1 240-97817/22	P1100022.D
Level 7	STD2 240-97817/23	P1100023.D

ANALYTE	CF				CURVE TYPE	COEFFICIENT			#	MIN CF	%RSD	#	MAX %RSD	R^2 OR COD	#	MIN R^2 OR COD
	LVL 1 LVL 5	LVL 2 LVL 6	LVL 3 LVL 7	LVL 4		B	M1	M2								
PCB-1248 Peak 1	49493680 46930464	50536320 45624611	52384090 43519368	47329120	Ave		47973950.4				6.3		20.0			
PCB-1248 Peak 2	33366400 28511828	32440560 27339410	32310280 26048027	30289600	Ave		30043729.3				9.4		20.0			
PCB-1248 Peak 3	43292480 39283832	41906780 37944968	42800810 36079245	40735970	Ave		40292012.1				6.6		20.0			
PCB-1248 Peak 4	55093840 53528812	56214900 52266325	56830840 49174259	54070940	Ave		53882845.1				4.8		20.0			
PCB-1248 Peak 5	24812680 26584388	25497640 26370272	28649670 25349104	26052630	Ave		26188054.9				4.8		20.0			

Note: The m1 coefficient is the same as Ave CF for an Ave curve type.

FORM VI
PCBS INITIAL CALIBRATION DATA
EXTERNAL STANDARD CURVE EVALUATION

Lab Name: TestAmerica Canton | Job No.: 240-28528-1 | Analy Batch No.: 97817

SDG No.:

Instrument ID: A2HP11 | GC Column: CLP-1 | ID: 0.53(mm) | Heated Purge: (Y/N) N

Calibration Start Date: 08/16/2013 22:33 | Calibration End Date: 08/16/2013 23:58 | Calibration ID: 16891

Calibration Files:

LEVEL:	LAB SAMPLE ID:	LAB FILE ID:
Level 1	STD0025 240-97817/24	P1100024.D
Level 2	STD005 240-97817/25	P1100025.D
Level 3	STD01 240-97817/26	P1100026.D
Level 4	STD02 240-97817/27	P1100027.D
Level 5	STD05 240-97817/28	P1100028.D
Level 6	STD1 240-97817/29	P1100029.D
Level 7	STD2 240-97817/30	P1100030.D

ANALYTE	CF				CURVE TYPE	COEFFICIENT			#	MIN CF	%RSD	#	MAX %RSD	R^2 OR COD	#	MIN R^2 OR COD
	LVL 1 LVL 5	LVL 2 LVL 6	LVL 3 LVL 7	LVL 4		B	M1	M2								
PCB-1221 Peak 1	9139240 8214660	8533320 7708156	8315830 7464794	8309875	Ave		8240839.29				6.6		20.0			
PCB-1221 Peak 2	4629080 3607626	4149860 3934235	3741360 3105944	4034055	Ave		3886022.86				12.0		20.0			
PCB-1221 Peak 3	23262600 22013900	22782260 20094632	23032730 19925015	22183075	Ave		21899173.1				6.2		20.0			
PCB-1254 Peak 1	32640920 26939544	30946660 27072310	29437540 26373294	28667975	Ave		28868320.4				8.0		20.0			
PCB-1254 Peak 2	47854760 38575908	44593940 41373499	43001290 41025829	42238200	Ave		42666203.6				6.9		20.0			
PCB-1254 Peak 3	60321960 53562274	57819960 54012849	56430580 53314795	59595505	Ave		56436846.2				5.2		20.0			
PCB-1254 Peak 4	38722720 38124064	38904400 50630720	37221430 50264435	46072175	Ave		42848563.5				14.0		20.0			
PCB-1254 Peak 5	53225040 57371026	53560540 62597532	53600510 61412032	58839660	Ave		57229477.1				6.8		20.0			

Note: The m1 coefficient is the same as Ave CF for an Ave curve type.

FORM VI
PCBS INITIAL CALIBRATION DATA
EXTERNAL STANDARD CURVE EVALUATION

Lab Name: TestAmerica Canton Job No.: 240-28528-1 Analy Batch No.: 97817

SDG No.:

Instrument ID: A2HP11 GC Column: CLP-2 ID: 0.53(mm) Heated Purge: (Y/N) N

Calibration Start Date: 08/16/2013 22:33 Calibration End Date: 08/16/2013 23:58 Calibration ID: 16892

Calibration Files:

LEVEL:	LAB SAMPLE ID:	LAB FILE ID:
Level 1	STD0025 240-97817/24	P1100024.D
Level 2	STD005 240-97817/25	P1100025.D
Level 3	STD01 240-97817/26	P1100026.D
Level 4	STD02 240-97817/27	P1100027.D
Level 5	STD05 240-97817/28	P1100028.D
Level 6	STD1 240-97817/29	P1100029.D
Level 7	STD2 240-97817/30	P1100030.D

ANALYTE	CF				CURVE TYPE	COEFFICIENT			#	MIN CF	%RSD	#	MAX %RSD	R^2 OR COD	#	MIN R^2 OR COD
	LVL 1 LVL 5	LVL 2 LVL 6	LVL 3 LVL 7	LVL 4		B	M1	M2								
PCB-1221 Peak 1	14152960 12185916	12617760 11397948	12607370 10820073	12634380	Ave		12345201.0				8.6		20.0			
PCB-1221 Peak 2	9411680 7962178	8793520 7354623	8383170 6693669	8063770	Ave		8094658.57				11.0		20.0			
PCB-1221 Peak 3	35623640 29978654	33410340 27651156	31796800 25622915	30609285	Ave		30670398.6				11.0		20.0			
PCB-1254 Peak 1	50176160 48637224	52217100 44179891	49983660 42611630	48481345	Ave		48041001.4				7.1		20.0			
PCB-1254 Peak 2	53820920 52019758	55343660 48353358	52822560 46603536	50655690	Ave		51374211.7				6.0		20.0			
PCB-1254 Peak 3	91224280 85948002	86574140 82957839	84112870 80201045	86086310	Ave		85300640.8				4.0		20.0			
PCB-1254 Peak 4	52966720 56445850	51997420 57457564	53660480 55599616	56754335	Ave		54983140.7				3.8		20.0			
PCB-1254 Peak 5	128240320 83767052	93662860 81822269	91498970 78463757	87125465	Ave		92082956.1				18.0		20.0			

Note: The m1 coefficient is the same as Ave CF for an Ave curve type.

. FORM VI
PCBS INITIAL CALIBRATION DATA
EXTERNAL STANDARD CURVE EVALUATION

Lab Name: TestAmerica Canton Job No.: 240-28528-1 Analy Batch No.: 97817

SDG No.:

Instrument ID: A2HP11 GC Column: CLP-1 ID: 0.53(mm) Heated Purge: (Y/N) N

Calibration Start Date: 08/17/2013 00:12 Calibration End Date: 08/17/2013 01:35 Calibration ID: 16897

Calibration Files:

LEVEL:	LAB SAMPLE ID:	LAB FILE ID:
Level 1	STD0025 240-97817/31	P1100031.D
Level 2	STD005 240-97817/32	P1100032.D
Level 3	STD01 240-97817/33	P1100033.D
Level 4	STD02 240-97817/34	P1100034.D
Level 5	STD05 240-97817/35	P1100035.D
Level 6	STD1 240-97817/36	P1100036.D
Level 7	STD2 240-97817/37	P1100037.D

ANALYTE	CF				CURVE TYPE	COEFFICIENT			#	MIN CF	%RSD	#	MAX %RSD	R^2 OR COD	#	MIN R^2 OR COD
	LVL 1 LVL 5	LVL 2 LVL 6	LVL 3 LVL 7	LVL 4		B	M1	M2								
PCB-1016 Peak 1	17073240 15146596	16800000 14874811	16024270 14710106	15625445	Ave		15750638.3				5.9		20.0			
PCB-1016 Peak 2	31646880 28116388	32235080 28014544	30396600 27148019	28956430	Ave		29501991.6				6.6		20.0			
PCB-1016 Peak 3	65421400 59647074	67857600 61481098	62361910 60741704	60034470	Ave		62506465.1				4.9		20.0			
PCB-1016 Peak 4	23637200 25139876	23578980 25587175	25755690 25359624	25667455	Ave		24960857.1				3.8		20.0			
PCB-1016 Peak 5	35752280 25741614	28434940 26290921	27412820 25954302	25960780	Ave		27935379.6				13.0		20.0			
PCB-1260 Peak 1	47291760 44587418	47408700 44979585	46661150 44411239	43753000	Ave		45584693.1				3.3		20.0			
PCB-1260 Peak 2	98773760 98408260	101151240 100357592	99617700 99632422	96851400	Ave		99256053.4				1.4		20.0			
PCB-1260 Peak 3	52164320 54299130	49062460 55711829	54098240 56059439	53376480	Ave		53538842.6				4.4		20.0			
PCB-1260 Peak 4	109500400 124041548	113908620 127091347	116115240 129683082	118106665	Ave		119778129				6.2		20.0			
PCB-1260 Peak 5	44718240 47619432	45916720 50237078	43239930 53154750	43303850	Ave		46884285.6				7.9		20.0			
Tetrachloro-m-xylene	689170400 895466520	1097654800 863021240	906346600 638779100	894662600	Ave		855014466				18.0		20.0			
Decachlorobiphenyl	1091779200 933248320	1133913600 960020220	904029600 963885670	918352300	Ave		986461273				9.1		20.0			

Note: The m1 coefficient is the same as Ave CF for an Ave curve type.

FORM VI
PCBS INITIAL CALIBRATION DATA
EXTERNAL STANDARD CURVE EVALUATION

Lab Name: TestAmerica Canton Job No.: 240-28528-1 Analy Batch No.: 97817

SDG No.:

Instrument ID: A2HP11 GC Column: CLP-2 ID: 0.53(mm) Heated Purge: (Y/N) N

Calibration Start Date: 08/17/2013 00:12 Calibration End Date: 08/17/2013 01:35 Calibration ID: 16898

Calibration Files:

LEVEL:	LAB SAMPLE ID:	LAB FILE ID:
Level 1	STD0025 240-97817/31	P1100031.D
Level 2	STD005 240-97817/32	P1100032.D
Level 3	STD01 240-97817/33	P1100033.D
Level 4	STD02 240-97817/34	P1100034.D
Level 5	STD05 240-97817/35	P1100035.D
Level 6	STD1 240-97817/36	P1100036.D
Level 7	STD2 240-97817/37	P1100037.D

ANALYTE	CF				CURVE TYPE	COEFFICIENT			#	MIN CF	%RSD	#	MAX %RSD	R^2 OR COD	#	MIN R^2 OR COD
	LVL 1 LVL 5	LVL 2 LVL 6	LVL 3 LVL 7	LVL 4		B	M1	M2								
PCB-1016 Peak 1	23860960 20368268	23858160 20414302	22859850 18745944	21018490	Ave		21589424.9				9.1		20.0			
PCB-1016 Peak 2	53502480 39870438	50986580 38089613	48085800 37816037	43854600	Ave		44600792.6				14.0		20.0			
PCB-1016 Peak 3	99615160 86051692	99586340 84729250	95654100 83883064	89708860	Ave		91318352.2				7.5		20.0			
PCB-1016 Peak 4	42893440 36154634	42755880 34319773	42444080 35086621	39381080	Ave		39005072.6				9.7		20.0			
PCB-1016 Peak 5	22971960 18152384	22642360 18582119	22217720 17388362	20173915	Ave		20304117.1				11.0		20.0			
PCB-1260 Peak 1	71383680 63844472	74779760 63188784	69190330 61187214	65761525	Ave		67047966.4				7.3		20.0			
PCB-1260 Peak 2	95357040 78860120	90283100 83346179	85360170 79214916	81331015	Ave		84821791.4				7.2		20.0			
PCB-1260 Peak 3	161255120 111903940	138611180 117113030	125765010 113508768	113960165	Ave		126016745				14.0		20.0			
PCB-1260 Peak 4	142853000 145124842	159527600 146345616	153235650 147292444	140039495	Ave		147774092				4.5		20.0			
PCB-1260 Peak 5	101815280 94323462	108177860 96872571	100653750 97436101	91297395	Ave		98653774.1				5.6		20.0			
Tetrachloro-m-xylene	1564636800 1256427960	1561681600 1306223900	1305361800 1237883420	1273589700	Ave		1357972169				10.0		20.0			
Decachlorobiphenyl	1670880000 1242131800	1620198400 1243629100	1273987000 1225529640	1263764500	Ave		1362874349				14.0		20.0			

Note: The m1 coefficient is the same as Ave CF for an Ave curve type.

FORM VII
PCBS CONTINUING CALIBRATION DATA

Lab Name: TestAmerica Canton Job No.: 240-28528-1

SDG No.:

Lab Sample ID: ICV 240-97817/52 Calibration Date: 08/17/2013 05:06

Instrument ID: A2HP11 Calib Start Date: 08/17/2013 00:12

GC Column: CLP-1 ID: 0.53(mm) Calib End Date: 08/17/2013 01:35

Lab File ID: P1100052.D Conc. Units: ng/uL

ANALYTE	CURVE TYPE	AVE CF	CF	MIN CF	CALC AMOUNT	SPIKE AMOUNT	%D	MAX %D
PCB-1016 Peak 1	Ave	15750638	15619209		0.992	1.00	-0.8	20.0
PCB-1016 Peak 2	Ave	29501992	29592482		1.00	1.00	0.3	20.0
PCB-1016 Peak 3	Ave	62506465	64407187		1.03	1.00	3.0	20.0
PCB-1016 Peak 4	Ave	24960857	27113031		1.09	1.00	8.6	20.0
PCB-1016 Peak 5	Ave	27935380	27667858		0.990	1.00	-1.0	20.0
PCB-1260 Peak 1	Ave	45584693	46129663		1.01	1.00	1.2	20.0
PCB-1260 Peak 2	Ave	99256053	103156314		1.04	1.00	3.9	20.0
PCB-1260 Peak 3	Ave	53538843	66705953		1.25	1.00	24.6*	20.0
PCB-1260 Peak 4	Ave	119778129	152034782		1.27	1.00	26.9*	20.0
PCB-1260 Peak 5	Ave	46884286	55873734		1.19	1.00	19.2	20.0

FORM VII
PCBS CONTINUING CALIBRATION DATA

Lab Name: TestAmerica Canton Job No.: 240-28528-1

SDG No.:

Lab Sample ID: ICV 240-97817/52 Calibration Date: 08/17/2013 05:06

Instrument ID: A2HP11 Calib Start Date: 08/17/2013 00:12

GC Column: CLP-2 ID: 0.53(mm) Calib End Date: 08/17/2013 01:35

Lab File ID: P1100052.D Conc. Units: ng/uL

ANALYTE	CURVE TYPE	AVE CF	CF	MIN CF	CALC AMOUNT	SPIKE AMOUNT	%D	MAX %D
PCB-1016 Peak 1	Ave	21589425	20854338		0.966	1.00	-3.4	20.0
PCB-1016 Peak 2	Ave	44600793	40303862		0.904	1.00	-9.6	20.0
PCB-1016 Peak 3	Ave	91318352	89397932		0.979	1.00	-2.1	20.0
PCB-1016 Peak 4	Ave	39005073	37261453		0.955	1.00	-4.5	20.0
PCB-1016 Peak 5	Ave	20304117	18222127		0.897	1.00	-10.3	20.0
PCB-1260 Peak 1	Ave	67047966	60218810		0.898	1.00	-10.2	20.0
PCB-1260 Peak 2	Ave	84821791	82058636		0.967	1.00	-3.3	20.0
PCB-1260 Peak 3	Ave	126016745	107426411		0.852	1.00	-14.8	20.0
PCB-1260 Peak 4	Ave	147774092	172387764		1.17	1.00	16.7	20.0
PCB-1260 Peak 5	Ave	98653774	107148770		1.09	1.00	8.6	20.0

PCBS ANALYSIS RUN LOG

Lab Name: TestAmerica Canton Job No.: 240-28528-1

SDG No.:

Instrument ID: A2HP11 Start Date: 09/11/2013 16:54

Analysis Batch Number: 101041 End Date: 09/11/2013 19:47

LAB SAMPLE ID	CLIENT SAMPLE ID	DATE ANALYZED	DILUTION FACTOR	LAB FILE ID	COLUMN ID
CCV 240-101041/3 CCVRT		09/11/2013 16:54	1	P1100003.D	CLP-1 0.53(mm)
CCV 240-101041/3 CCVRT		09/11/2013 16:54	1	P1100003.D	CLP-2 0.53(mm)
ZZZZZ		09/11/2013 17:09	1		CLP-1 0.53(mm)
ZZZZZ		09/11/2013 17:09	1		CLP-2 0.53(mm)
ZZZZZ		09/11/2013 17:23	1		CLP-1 0.53(mm)
ZZZZZ		09/11/2013 17:23	1		CLP-2 0.53(mm)
ZZZZZ		09/11/2013 17:38	1		CLP-1 0.53(mm)
ZZZZZ		09/11/2013 17:38	1		CLP-2 0.53(mm)
ZZZZZ		09/11/2013 17:52	1		CLP-1 0.53(mm)
ZZZZZ		09/11/2013 17:52	1		CLP-2 0.53(mm)
ZZZZZ		09/11/2013 18:06	1		CLP-1 0.53(mm)
ZZZZZ		09/11/2013 18:06	1		CLP-2 0.53(mm)
ZZZZZ		09/11/2013 18:20	1		CLP-1 0.53(mm)
ZZZZZ		09/11/2013 18:20	1		CLP-2 0.53(mm)
ZZZZZ		09/11/2013 18:35	1		CLP-1 0.53(mm)
ZZZZZ		09/11/2013 18:35	1		CLP-2 0.53(mm)
240-28528-2	DR-SB-219-08-10	09/11/2013 18:49	1	P1100011.D	CLP-1 0.53(mm)
240-28528-2	DR-SB-219-08-10	09/11/2013 18:49	1	P1100011.D	CLP-2 0.53(mm)
240-28528-3	DR-SB-220-02-04	09/11/2013 19:03	1	P1100012.D	CLP-1 0.53(mm)
240-28528-3	DR-SB-220-02-04	09/11/2013 19:03	1	P1100012.D	CLP-2 0.53(mm)
240-28528-3 MS	DR-SB-220-02-04 MS	09/11/2013 19:18	1	P1100013.D	CLP-1 0.53(mm)
240-28528-3 MS	DR-SB-220-02-04 MS	09/11/2013 19:18	1	P1100013.D	CLP-2 0.53(mm)
240-28528-3 MSD	DR-SB-220-02-04 MSD	09/11/2013 19:32	1	P1100014.D	CLP-1 0.53(mm)
240-28528-3 MSD	DR-SB-220-02-04 MSD	09/11/2013 19:32	1	P1100014.D	CLP-2 0.53(mm)
CCV 240-101041/15		09/11/2013 19:47	1	P1100015.D	CLP-1 0.53(mm)
CCV 240-101041/15		09/11/2013 19:47	1	P1100015.D	CLP-2 0.53(mm)

FORM VIII
PCBS ANALYTICAL SEQUENCE

Lab Name: TestAmerica Canton Job No.: 240-28528-1

SDG No.:

Sample No.: CCV 240-101041/3 Date Analyzed: 09/11/2013 16:54

Instrument ID: A2HP11 GC Column: CLP-1 ID: 0.53(mm)

Lab File ID (Standard): P1100003.D Heated Purge: (Y/N) N

Calibration ID: 16897

THE ANALYTICAL SEQUENCE OF BLANKS, SAMPLES, STANDARDS, MS/MSDs AND LCSs IS GIVEN BELOW:

				TCX	DCB	
				RT #	RT #	
CONTINUING CALIBRATION SURROGATE				1.90	7.16	
UPPER LIMIT				2.00	7.26	
LOWER LIMIT				1.80	7.06	
LAB SAMPLE ID	CLIENT SAMPLE ID	DATE ANALYZED	LAB FILE ID			
CCV 240-101041/3 CCVRT		09/11/2013 16:54	P1100003.D	1.90	7.16	
240-28528-2	DR-SB-219-08-10	09/11/2013 18:49	P1100011.D	1.90	7.16	
240-28528-3	DR-SB-220-02-04	09/11/2013 19:03	P1100012.D	1.90	7.16	
240-28528-3 MS	DR-SB-220-02-04 MS	09/11/2013 19:18	P1100013.D	1.90	7.16	
240-28528-3 MSD	DR-SB-220-02-04 MSD	09/11/2013 19:32	P1100014.D	1.90	7.16	
CCV 240-101041/15		09/11/2013 19:47	P1100015.D	1.90	7.16	

TCX = Tetrachloro-m-xylene
DCB = DCB Decachlorobiphenyl

TCX RT Limit = ± 0.1 minutes of surrogate RT
DCB RT Limit = ± 0.1 minutes of surrogate RT

Column used to flag values outside QC limits

FORM VIII 8082A

FORM VIII
PCBS ANALYTICAL SEQUENCE

Lab Name: TestAmerica Canton Job No.: 240-28528-1

SDG No.:

Sample No.: CCV 240-101041/3 Date Analyzed: 09/11/2013 16:54

Instrument ID: A2HP11 GC Column: CLP-2 ID: 0.53(mm)

Lab File ID (Standard): P1100003.D Heated Purge: (Y/N) N

Calibration ID: 16898

THE ANALYTICAL SEQUENCE OF BLANKS, SAMPLES, STANDARDS, MS/MSDs AND LCSs IS GIVEN BELOW:

				TCX	DCB	
				RT #	RT #	
CONTINUING CALIBRATION SURROGATE				2.46	8.25	
UPPER LIMIT				2.56	8.35	
LOWER LIMIT				2.36	8.15	
LAB SAMPLE ID	CLIENT SAMPLE ID	DATE ANALYZED	LAB FILE ID			
CCV 240-101041/3 CCVRT		09/11/2013 16:54	P1100003.D	2.46	8.25	
240-28528-2	DR-SB-219-08-10	09/11/2013 18:49	P1100011.D	2.46	8.25	
240-28528-3	DR-SB-220-02-04	09/11/2013 19:03	P1100012.D	2.46	8.25	
240-28528-3 MS	DR-SB-220-02-04 MS	09/11/2013 19:18	P1100013.D	2.46	8.25	
240-28528-3 MSD	DR-SB-220-02-04 MSD	09/11/2013 19:32	P1100014.D	2.46	8.25	
CCV 240-101041/15		09/11/2013 19:47	P1100015.D	2.46	8.25	

TCX = Tetrachloro-m-xylene
DCB = DCB Decachlorobiphenyl

TCX RT Limit = ± 0.1 minutes of surrogate RT
DCB RT Limit = ± 0.1 minutes of surrogate RT

Column used to flag values outside QC limits

FORM VIII 8082A

FORM VII
PCBS CONTINUING CALIBRATION DATA

Lab Name: TestAmerica Canton Job No.: 240-28528-1

SDG No.:

Lab Sample ID: CCV 240-101041/3 Calibration Date: 09/11/2013 16:54

Instrument ID: A2HP11 Calib Start Date: 08/17/2013 00:12

GC Column: CLP-1 ID: 0.53(mm) Calib End Date: 08/17/2013 01:35

Lab File ID: P1100003.D Conc. Units: ng/uL

ANALYTE	CURVE TYPE	AVE CF	CF	MIN CF	CALC AMOUNT	SPIKE AMOUNT	%D	MAX %D
PCB-1016 Peak 1	Ave	15750638	16488992		0.523	0.500	4.7	20.0
PCB-1016 Peak 2	Ave	29501992	31463686		0.533	0.500	6.6	20.0
PCB-1016 Peak 3	Ave	62506465	68667562		0.549	0.500	9.9	20.0
PCB-1016 Peak 4	Ave	24960857	28707428		0.575	0.500	15.0	20.0
PCB-1016 Peak 5	Ave	27935380	28945212		0.518	0.500	3.6	20.0
PCB-1260 Peak 1	Ave	45584693	48651356		0.534	0.500	6.7	20.0
PCB-1260 Peak 2	Ave	99256053	108896008		0.549	0.500	9.7	20.0
PCB-1260 Peak 3	Ave	53538843	67285960		0.628	0.500	25.7*	20.0
PCB-1260 Peak 4	Ave	119778129	152925264		0.638	0.500	27.7*	20.0
PCB-1260 Peak 5	Ave	46884286	56949168		0.607	0.500	21.5*	20.0
Tetrachloro-m-xylene	Ave	855014466	996468320		0.0291	0.0250	16.5	20.0
Decachlorobiphenyl	Ave	986461273	1015442920		0.0257	0.0250	2.9	20.0

$\bar{V} = 18.26$

FORM VII
PCBS CONTINUING CALIBRATION DATA

Lab Name: TestAmerica Canton Job No.: 240-28528-1

SDG No.:

Lab Sample ID: CCV 240-101041/3 Calibration Date: 09/11/2013 16:54

Instrument ID: A2HP11 Calib Start Date: 08/17/2013 00:12

GC Column: CLP-2 ID: 0.53(mm) Calib End Date: 08/17/2013 01:35

Lab File ID: P1100003.D Conc. Units: ng/uL

ANALYTE	CURVE TYPE	AVE CF	CF	MIN CF	CALC AMOUNT	SPIKE AMOUNT	%D	MAX %D
PCB-1016 Peak 1	Ave	21589425	21521744		0.498	0.500	-0.3	20.0
PCB-1016 Peak 2	Ave	44600793	41942472		0.470	0.500	-6.0	20.0
PCB-1016 Peak 3	Ave	91318352	94347562		0.517	0.500	3.3	20.0
PCB-1016 Peak 4	Ave	39005073	40078028		0.514	0.500	2.8	20.0
PCB-1016 Peak 5	Ave	20304117	19732320		0.486	0.500	-2.8	20.0
PCB-1260 Peak 1	Ave	67047966	62441480		0.466	0.500	-6.9	20.0
PCB-1260 Peak 2	Ave	84821791	79289152		0.467	0.500	-6.5	20.0
PCB-1260 Peak 3	Ave	126016745	100271296		0.398	0.500	-20.4*	20.0
PCB-1260 Peak 4	Ave	147774092	157436900		0.533	0.500	6.5	20.0
PCB-1260 Peak 5	Ave	98653774	100142510		0.508	0.500	1.5	20.0
Tetrachloro-m-xylene	Ave	1357972169	1322894520		0.0244	0.0250	-2.6	20.0
Decachlorobiphenyl	Ave	1362874349	1301286880		0.0239	0.0250	-4.5	20.0

FV

FORM VII
PCBS CONTINUING CALIBRATION DATA

Lab Name: TestAmerica Canton Job No.: 240-28528-1

SDG No.:

Lab Sample ID: CCV 240-101041/15 Calibration Date: 09/11/2013 19:47

Instrument ID: A2HP11 Calib Start Date: 08/17/2013 00:12

GC Column: CLP-1 ID: 0.53(mm) Calib End Date: 08/17/2013 01:35

Lab File ID: P1100015.D Conc. Units: ng/uL

ANALYTE	CURVE TYPE	AVE CF	CF	MIN CF	CALC AMOUNT	SPIKE AMOUNT	%D	MAX %D
PCB-1016 Peak 1	Ave	15750638	18017978		0.572	0.500	14.4	20.0
PCB-1016 Peak 2	Ave	29501992	34404594		0.583	0.500	16.6	20.0
PCB-1016 Peak 3	Ave	62506465	76326982		0.611	0.500	22.1*	20.0
PCB-1016 Peak 4	Ave	24960857	31734724		0.636	0.500	27.1	20.0
PCB-1016 Peak 5	Ave	27935380	31798560		0.569	0.500	13.8	20.0
PCB-1260 Peak 1	Ave	45584693	53112274		0.583	0.500	16.5	20.0
PCB-1260 Peak 2	Ave	99256053	119376084		0.601	0.500	20.3*	20.0
PCB-1260 Peak 3	Ave	53538843	73275460		0.684	0.500	36.9*	20.0
PCB-1260 Peak 4	Ave	119778129	164091142		0.685	0.500	37.0*	20.0
PCB-1260 Peak 5	Ave	46884286	54064864		0.577	0.500	15.3	20.0
Tetrachloro-m-xylene	Ave	855014466	1093176440		0.0320	0.0250	27.9*	20.0
Decachlorobiphenyl	Ave	986461273	1082720160		0.0274	0.0250	9.8	20.0

1016 $\bar{X}$ ✓

$\bar{X}$ = 25.2

no (+) reported from CLP-2

FORM VII 8082A

FORM VII
PCBS CONTINUING CALIBRATION DATA

Lab Name: TestAmerica Canton Job No.: 240-28528-1

SDG No.:

Lab Sample ID: CCV 240-101041/15 Calibration Date: 09/11/2013 19:47

Instrument ID: A2HP11 Calib Start Date: 08/17/2013 00:12

GC Column: CLP-2 ID: 0.53(mm) Calib End Date: 08/17/2013 01:35

Lab File ID: P1100015.D Conc. Units: ng/uL

ANALYTE	CURVE TYPE	AVE CF	CF	MIN CF	CALC AMOUNT	SPIKE AMOUNT	%D	MAX %D
PCB-1016 Peak 1	Ave	21589425	22619100		0.524	0.500	4.8	20.0
PCB-1016 Peak 2	Ave	44600793	43205888		0.484	0.500	-3.1	20.0
PCB-1016 Peak 3	Ave	91318352	95574224		0.523	0.500	4.7	20.0
PCB-1016 Peak 4	Ave	39005073	38415712		0.492	0.500	-1.5	20.0
PCB-1016 Peak 5	Ave	20304117	16980926		0.418	0.500	-16.4	20.0
PCB-1260 Peak 1	Ave	67047966	64550706		0.481	0.500	-3.7	20.0
PCB-1260 Peak 2	Ave	84821791	81987942		0.483	0.500	-3.3	20.0
PCB-1260 Peak 3	Ave	126016745	97234588		0.386	0.500	-22.8*	20.0
PCB-1260 Peak 4	Ave	147774092	155634872		0.527	0.500	5.3	20.0
PCB-1260 Peak 5	Ave	98653774	103005794		0.522	0.500	4.4	20.0
Tetrachloro-m-xylene	Ave	1357972169	1386929560		0.0255	0.0250	2.1	20.0
Decachlorobiphenyl	Ave	1362874349	1324247360		0.0243	0.0250	-2.8	20.0

PCBS ANALYSIS RUN LOG

Lab Name: TestAmerica Canton Job No.: 240-28528-1

SDG No.:

Instrument ID: A2HP10 Start Date: 09/07/2013 08:15

Analysis Batch Number: 100488 End Date: 09/07/2013 20:38

LAB SAMPLE ID	CLIENT SAMPLE ID	DATE ANALYZED	DILUTION FACTOR	LAB FILE ID	COLUMN ID
STD005 240-100488/3 IC		09/07/2013 08:15	1	P1000003.D	CLP-1 0.53(mm)
STD005 240-100488/3 IC		09/07/2013 08:15	1	P1000003.D	CLP-2 0.53(mm)
STD01 240-100488/4 IC		09/07/2013 08:30	1	P1000004.D	CLP-1 0.53(mm)
STD01 240-100488/4 IC		09/07/2013 08:30	1	P1000004.D	CLP-2 0.53(mm)
STD02 240-100488/5 IC		09/07/2013 08:45	1	P1000005.D	CLP-1 0.53(mm)
STD02 240-100488/5 IC		09/07/2013 08:45	1	P1000005.D	CLP-2 0.53(mm)
STD05 240-100488/6 IC		09/07/2013 09:00	1	P1000006.D	CLP-1 0.53(mm)
STD05 240-100488/6 IC		09/07/2013 09:00	1	P1000006.D	CLP-2 0.53(mm)
STD1 240-100488/7 IC		09/07/2013 09:15	1	P1000007.D	CLP-1 0.53(mm)
STD1 240-100488/7 IC		09/07/2013 09:15	1	P1000007.D	CLP-2 0.53(mm)
STD2 240-100488/8 IC		09/07/2013 09:30	1	P1000008.D	CLP-1 0.53(mm)
STD2 240-100488/8 IC		09/07/2013 09:30	1	P1000008.D	CLP-2 0.53(mm)
STD005 240-100488/9 IC		09/07/2013 09:46	1	P1000009.D	CLP-1 0.53(mm)
STD005 240-100488/9 IC		09/07/2013 09:46	1	P1000009.D	CLP-2 0.53(mm)
STD01 240-100488/10 IC		09/07/2013 10:01	1	P1000010.D	CLP-1 0.53(mm)
STD01 240-100488/10 IC		09/07/2013 10:01	1	P1000010.D	CLP-2 0.53(mm)
STD02 240-100488/11 IC		09/07/2013 10:16	1	P1000011.D	CLP-1 0.53(mm)
STD02 240-100488/11 IC		09/07/2013 10:16	1	P1000011.D	CLP-2 0.53(mm)
STD05 240-100488/12 IC		09/07/2013 10:31	1	P1000012.D	CLP-1 0.53(mm)
STD05 240-100488/12 IC		09/07/2013 10:31	1	P1000012.D	CLP-2 0.53(mm)
STD1 240-100488/13 IC		09/07/2013 10:46	1	P1000013.D	CLP-1 0.53(mm)
STD1 240-100488/13 IC		09/07/2013 10:46	1	P1000013.D	CLP-2 0.53(mm)
STD2 240-100488/14 IC		09/07/2013 11:01	1	P1000014.D	CLP-1 0.53(mm)
STD2 240-100488/14 IC		09/07/2013 11:01	1	P1000014.D	CLP-2 0.53(mm)
STD005 240-100488/15 IC		09/07/2013 11:16	1	P1000015.D	CLP-1 0.53(mm)
STD005 240-100488/15 IC		09/07/2013 11:16	1	P1000015.D	CLP-2 0.53(mm)
STD01 240-100488/16 IC		09/07/2013 11:31	1	P1000016.D	CLP-1 0.53(mm)
STD01 240-100488/16 IC		09/07/2013 11:31	1	P1000016.D	CLP-2 0.53(mm)
STD02 240-100488/17 IC		09/07/2013 11:46	1	P1000017.D	CLP-1 0.53(mm)
STD02 240-100488/17 IC		09/07/2013 11:46	1	P1000017.D	CLP-2 0.53(mm)
STD05 240-100488/18 IC		09/07/2013 12:02	1	P1000018.D	CLP-1 0.53(mm)
STD05 240-100488/18 IC		09/07/2013 12:02	1	P1000018.D	CLP-2 0.53(mm)
STD1 240-100488/19 IC		09/07/2013 12:17	1	P1000019.D	CLP-1 0.53(mm)

PCBS ANALYSIS RUN LOG

Lab Name: TestAmerica Canton Job No.: 240-28528-1

SDG No.:

Instrument ID: A2HP10 Start Date: 09/07/2013 08:15

Analysis Batch Number: 100488 End Date: 09/07/2013 20:38

LAB SAMPLE ID	CLIENT SAMPLE ID	DATE ANALYZED	DILUTION FACTOR	LAB FILE ID	COLUMN ID
STD1 240-100488/19 IC		09/07/2013 12:17	1	P1000019.D	CLP-2 0.53(mm)
STD2 240-100488/20 IC		09/07/2013 12:32	1	P1000020.D	CLP-1 0.53(mm)
STD2 240-100488/20 IC		09/07/2013 12:32	1	P1000020.D	CLP-2 0.53(mm)
STD005 240-100488/21 IC		09/07/2013 12:47	1	P1000021.D	CLP-1 0.53(mm)
STD005 240-100488/21 IC		09/07/2013 12:47	1	P1000021.D	CLP-2 0.53(mm)
STD01 240-100488/22 IC		09/07/2013 13:02	1	P1000022.D	CLP-1 0.53(mm)
STD01 240-100488/22 IC		09/07/2013 13:02	1	P1000022.D	CLP-2 0.53(mm)
STD02 240-100488/23 IC		09/07/2013 13:17	1	P1000023.D	CLP-1 0.53(mm)
STD02 240-100488/23 IC		09/07/2013 13:17	1	P1000023.D	CLP-2 0.53(mm)
STD05 240-100488/24 IC		09/07/2013 13:33	1	P1000024.D	CLP-1 0.53(mm)
STD05 240-100488/24 IC		09/07/2013 13:33	1	P1000024.D	CLP-2 0.53(mm)
STD1 240-100488/25 IC		09/07/2013 13:48	1	P1000025.D	CLP-1 0.53(mm)
STD1 240-100488/25 IC		09/07/2013 13:48	1	P1000025.D	CLP-2 0.53(mm)
STD2 240-100488/26 IC		09/07/2013 14:03	1	P1000026.D	CLP-1 0.53(mm)
STD2 240-100488/26 IC		09/07/2013 14:03	1	P1000026.D	CLP-2 0.53(mm)
STD005 240-100488/27 IC		09/07/2013 14:18	1	P1000027.D	CLP-1 0.53(mm)
STD005 240-100488/27 IC		09/07/2013 14:18	1	P1000027.D	CLP-2 0.53(mm)
STD01 240-100488/28 IC		09/07/2013 14:34	1	P1000028.D	CLP-1 0.53(mm)
STD01 240-100488/28 IC		09/07/2013 14:34	1	P1000028.D	CLP-2 0.53(mm)
STD02 240-100488/29 IC		09/07/2013 14:49	1	P1000029.D	CLP-1 0.53(mm)
STD02 240-100488/29 IC		09/07/2013 14:49	1	P1000029.D	CLP-2 0.53(mm)
STD05 240-100488/30 ICRT		09/07/2013 15:04	1	P1000030.D	CLP-1 0.53(mm)
STD05 240-100488/30 ICRT		09/07/2013 15:04	1	P1000030.D	CLP-2 0.53(mm)
STD1 240-100488/31 IC		09/07/2013 15:19	1	P1000031.D	CLP-1 0.53(mm)
STD1 240-100488/31 IC		09/07/2013 15:19	1	P1000031.D	CLP-2 0.53(mm)
STD2 240-100488/32 IC		09/07/2013 15:34	1	P1000032.D	CLP-1 0.53(mm)
STD2 240-100488/32 IC		09/07/2013 15:34	1	P1000032.D	CLP-2 0.53(mm)
STD005 240-100488/33 IC		09/07/2013 15:50	1		CLP-1 0.53(mm)
STD005 240-100488/33 IC		09/07/2013 15:50	1		CLP-2 0.53(mm)
STD01 240-100488/34 IC		09/07/2013 16:05	1		CLP-1 0.53(mm)
STD01 240-100488/34 IC		09/07/2013 16:05	1		CLP-2 0.53(mm)

PCBS ANALYSIS RUN LOG

Lab Name: TestAmerica Canton Job No.: 240-28528-1

SDG No.:

Instrument ID: A2HP10 Start Date: 09/07/2013 08:15

Analysis Batch Number: 100488 End Date: 09/07/2013 20:38

LAB SAMPLE ID	CLIENT SAMPLE ID	DATE ANALYZED	DILUTION FACTOR	LAB FILE ID	COLUMN ID
STD02 240-100488/35 IC		09/07/2013 16:20	1		CLP-1 0.53(mm)
STD02 240-100488/35 IC		09/07/2013 16:20	1		CLP-2 0.53(mm)
STD05 240-100488/36 IC		09/07/2013 16:35	1		CLP-1 0.53(mm)
STD05 240-100488/36 IC		09/07/2013 16:35	1		CLP-2 0.53(mm)
STD1 240-100488/37 IC		09/07/2013 16:50	1		CLP-1 0.53(mm)
STD1 240-100488/37 IC		09/07/2013 16:50	1		CLP-2 0.53(mm)
STD2 240-100488/38 IC		09/07/2013 17:06	1		CLP-1 0.53(mm)
STD2 240-100488/38 IC		09/07/2013 17:06	1		CLP-2 0.53(mm)
STD005 240-100488/39 IC		09/07/2013 17:21	1		CLP-1 0.53(mm)
STD005 240-100488/39 IC		09/07/2013 17:21	1		CLP-2 0.53(mm)
STD01 240-100488/40 IC		09/07/2013 17:36	1		CLP-1 0.53(mm)
STD01 240-100488/40 IC		09/07/2013 17:36	1		CLP-2 0.53(mm)
STD02 240-100488/41 IC		09/07/2013 17:51	1		CLP-1 0.53(mm)
STD02 240-100488/41 IC		09/07/2013 17:51	1		CLP-2 0.53(mm)
STD05 240-100488/42 IC		09/07/2013 18:06	1		CLP-1 0.53(mm)
STD05 240-100488/42 IC		09/07/2013 18:06	1		CLP-2 0.53(mm)
STD1 240-100488/43 IC		09/07/2013 18:22	1		CLP-1 0.53(mm)
STD1 240-100488/43 IC		09/07/2013 18:22	1		CLP-2 0.53(mm)
STD2 240-100488/44 IC		09/07/2013 18:37	1		CLP-1 0.53(mm)
STD2 240-100488/44 IC		09/07/2013 18:37	1		CLP-2 0.53(mm)
ICV 240-100488/45		09/07/2013 18:52	1		CLP-1 0.53(mm)
ICV 240-100488/45		09/07/2013 18:52	1		CLP-2 0.53(mm)
ICV 240-100488/46		09/07/2013 19:07	1		CLP-1 0.53(mm)
ICV 240-100488/46		09/07/2013 19:07	1		CLP-2 0.53(mm)
ICV 240-100488/47		09/07/2013 19:22	1		CLP-1 0.53(mm)
ICV 240-100488/47		09/07/2013 19:22	1		CLP-2 0.53(mm)
ICV 240-100488/48		09/07/2013 19:38	1		CLP-1 0.53(mm)
ICV 240-100488/48		09/07/2013 19:38	1		CLP-2 0.53(mm)
ICV 240-100488/49		09/07/2013 19:53	1		CLP-1 0.53(mm)
ICV 240-100488/49		09/07/2013 19:53	1		CLP-2 0.53(mm)
ICV 240-100488/50		09/07/2013 20:08	1	P1000050.D	CLP-1 0.53(mm)
ICV 240-100488/50		09/07/2013 20:08	1	P1000050.D	CLP-2 0.53(mm)
ICV 240-100488/51		09/07/2013 20:23	1		CLP-1 0.53(mm)
ICV 240-100488/51		09/07/2013 20:23	1		CLP-2 0.53(mm)
ICV 240-100488/52		09/07/2013 20:38	1		CLP-1 0.53(mm)
ICV 240-100488/52		09/07/2013 20:38	1		CLP-2 0.53(mm)

FORM VI
PCBS INITIAL CALIBRATION DATA
EXTERNAL STANDARD CURVE EVALUATION

Lab Name: TestAmerica Canton Job No.: 240-28528-1 Analy Batch No.: 100488

SDG No.:

Instrument ID: A2HP10 GC Column: CLP-1 ID: 0.53(mm) Heated Purge: (Y/N) N

Calibration Start Date: 09/07/2013 08:15 Calibration End Date: 09/07/2013 09:30 Calibration ID: 17342

Calibration Files:

LEVEL:	LAB SAMPLE ID:	LAB FILE ID:
Level 1	STD005 240-100488/3	P1000003.D
Level 2	STD01 240-100488/4	P1000004.D
Level 3	STD02 240-100488/5	P1000005.D
Level 4	STD05 240-100488/6	P1000006.D
Level 5	STD1 240-100488/7	P1000007.D
Level 6	STD2 240-100488/8	P1000008.D

ANALYTE	CF				CURVE TYPE	COEFFICIENT			#	MIN CF	%RSD	#	MAX %RSD	R^2 OR COD	#	MIN R^2 OR COD
	LVL 1 LVL 5	LVL 2 LVL 6	LVL 3	LVL 4		B	M1	M2								
PCB-1232 Peak 1	26039040 19805329	24513440 18303192	23911500	22696118	Ave		22544769.8				13.0		20.0			
PCB-1232 Peak 2	21713760 14231156	19332920 12718818	17944795	16825702	Ave		17127858.5				19.0		20.0			
PCB-1232 Peak 3	36688940 28968940	33231660 24239586	36012905	31584014	Ave		31787674.2				15.0		20.0			
PCB-1232 Peak 4	13824240 12669839	13367900 10137771	14703050	12350978	Ave		12842296.3				12.0		20.0			
PCB-1232 Peak 5	15721820 11585569	14741290 11353831	13719705	13086620	Ave		13368139.2				13.0		20.0			

Note: The m1 coefficient is the same as Ave CF for an Ave curve type.

FORM VI
PCBS INITIAL CALIBRATION DATA
EXTERNAL STANDARD CURVE EVALUATION

Lab Name: TestAmerica Canton Job No.: 240-28528-1 Analy Batch No.: 100488

SDG No.:

Instrument ID: A2HP10 GC Column: CLP-2 ID: 0.53(mm) Heated Purge: (Y/N) N

Calibration Start Date: 09/07/2013 08:15 Calibration End Date: 09/07/2013 09:30 Calibration ID: 17343

Calibration Files:

LEVEL:	LAB SAMPLE ID:	LAB FILE ID:
Level 1	STD005 240-100488/3	P1000003.D
Level 2	STD01 240-100488/4	P1000004.D
Level 3	STD02 240-100488/5	P1000005.D
Level 4	STD05 240-100488/6	P1000006.D
Level 5	STD1 240-100488/7	P1000007.D
Level 6	STD2 240-100488/8	P1000008.D

ANALYTE	CF				CURVE TYPE	COEFFICIENT			#	MIN CF	%RSD	#	MAX %RSD	R^2 OR COD	#	MIN R^2 OR COD
	LVL 1 LVL 5	LVL 2 LVL 6	LVL 3	LVL 4		B	M1	M2								
PCB-1232 Peak 1	24212000 15942710	19814490 14651601	19046580	18197620	Ave		18644166.8				18.0		20.0			
PCB-1232 Peak 2	18400100 12842632	14033890 11915329	14924970	14396492	Ave		14418902.2				16.0		20.0			
PCB-1232 Peak 3	32908740 25450821	29530230 24343345	29249625	28106440	Ave		28264866.9				11.0		20.0			
PCB-1232 Peak 4	16629600 11185508	13951460 10590975	13614965	12501928	Ave		13079072.7				17.0		20.0			
PCB-1232 Peak 5	14053740 8757062	11353370 8627806	10243670	9789776	Ave		10470904.0				19.0		20.0			

Note: The ml coefficient is the same as Ave CF for an Ave curve type.

FORM VI
PCBS INITIAL CALIBRATION DATA
EXTERNAL STANDARD CURVE EVALUATION

Lab Name: TestAmerica Canton Job No.: 240-28528-1 Analy Batch No.: 100488

SDG No.:

Instrument ID: A2HP10 GC Column: CLP-1 ID: 0.53(mm) Heated Purge: (Y/N) N

Calibration Start Date: 09/07/2013 09:46 Calibration End Date: 09/07/2013 11:01 Calibration ID: 17348

Calibration Files:

LEVEL:	LAB SAMPLE ID:	LAB FILE ID:
Level 1	STD005 240-100488/9	P1000009.D
Level 2	STD01 240-100488/10	P1000010.D
Level 3	STD02 240-100488/11	P1000011.D
Level 4	STD05 240-100488/12	P1000012.D
Level 5	STD1 240-100488/13	P1000013.D
Level 6	STD2 240-100488/14	P1000014.D

ANALYTE	CF				CURVE TYPE	COEFFICIENT			#	MIN CF	%RSD	#	MAX %RSD	R^2 OR COD	#	MIN R^2 OR COD
	LVL 1 LVL 5	LVL 2 LVL 6	LVL 3	LVL 4		B	M1	M2								
PCB-1242 Peak 1	19764220 13018145	17654930 13279561	16328870	15723804	Ave		15961588.3				16.0		20.0			
PCB-1242 Peak 2	37514120 24160209	32720680 24040104	30562320	29049232	Ave		29674444.1				17.0		20.0			
PCB-1242 Peak 3	66098760 49335575	63246340 49947172	57538810	56787730	Ave		57159064.4				12.0		20.0			
PCB-1242 Peak 4	29585800 22243780	24376180 22611152	21834875	24886028	Ave		24256302.4				12.0		20.0			
PCB-1242 Peak 5	32409720 23049880	29691270 23089465	27154855	25410682	Ave		26800978.7				14.0		20.0			

Note: The m1 coefficient is the same as Ave CF for an Ave curve type.

FORM VI
PCBS INITIAL CALIBRATION DATA
EXTERNAL STANDARD CURVE EVALUATION

Lab Name: TestAmerica Canton Job No.: 240-28528-1 Analy Batch No.: 100488

SDG No.:

Instrument ID: A2HP10 GC Column: CLP-2 ID: 0.53(mm) Heated Purge: (Y/N) N

Calibration Start Date: 09/07/2013 09:46 Calibration End Date: 09/07/2013 11:01 Calibration ID: 17349

Calibration Files:

LEVEL:	LAB SAMPLE ID:	LAB FILE ID:
Level 1	STD005 240-100488/9	P1000009.D
Level 2	STD01 240-100488/10	P1000010.D
Level 3	STD02 240-100488/11	P1000011.D
Level 4	STD05 240-100488/12	P1000012.D
Level 5	STD1 240-100488/13	P1000013.D
Level 6	STD2 240-100488/14	P1000014.D

ANALYTE	CF				CURVE TYPE	COEFFICIENT			#	MIN CF	%RSD	#	MAX %RSD	R^2 OR COD	#	MIN R^2 OR COD
	LVL 1 LVL 5	LVL 2 LVL 6	LVL 3	LVL 4		B	M1	M2								
PCB-1242 Peak 1	16282580 10775634	15245180 10592236	13906900	12635368	Ave		13239649.6				18.0		20.0			
PCB-1242 Peak 2	31827480 21630104	28758820 21163663	26913150	25588052	Ave		25980211.5				16.0		20.0			
PCB-1242 Peak 3	60819940 44127213	54893680 44607859	52957870	50448320	Ave		51309146.9				12.0		20.0			
PCB-1242 Peak 4	28181040 19028094	23450410 18679418	23382260	21634046	Ave		22392544.6				16.0		20.0			
PCB-1242 Peak 5	26774040 15047778	22541700 14711320	19475545	17127740	Lin1	732699.127	14578201.1							0.9980		0.9900

Note: The m1 coefficient is the same as Ave CF for an Ave curve type.

FORM VI
PCBS INITIAL CALIBRATION DATA
EXTERNAL STANDARD CURVE EVALUATION

Lab Name: TestAmerica Canton Job No.: 240-28528-1 Analy Batch No.: 100488

SDG No.:

Instrument ID: A2HP10 GC Column: CLP-1 ID: 0.53(mm) Heated Purge: (Y/N) N

Calibration Start Date: 09/07/2013 11:16 Calibration End Date: 09/07/2013 12:32 Calibration ID: 17354

Calibration Files:

LEVEL:	LAB SAMPLE ID:	LAB FILE ID:
Level 1	STD005 240-100488/15	P1000015.D
Level 2	STD01 240-100488/16	P1000016.D
Level 3	STD02 240-100488/17	P1000017.D
Level 4	STD05 240-100488/18	P1000018.D
Level 5	STD1 240-100488/19	P1000019.D
Level 6	STD2 240-100488/20	P1000020.D

ANALYTE	CF				CURVE TYPE	COEFFICIENT			#	MIN CF	%RSD	#	MAX %RSD	R^2 OR COD	#	MIN R^2 OR COD
	LVL 1 LVL 5	LVL 2 LVL 6	LVL 3	LVL 4		B	M1	M2								
PCB-1248 Peak 1	17212860 12632622	16688670 11815422	14953170	13672518	Ave		14495877.0				15.0		20.0			
PCB-1248 Peak 2	36275600 32990090	37470490 31255274	34573780	38428502	Ave		35165622.8				7.8		20.0			
PCB-1248 Peak 3	47991160 35500843	42687340 34483348	41279270	42391020	Ave		40722163.4				12.0		20.0			
PCB-1248 Peak 4	23617700 20421220	19594230 19685939	22110110	21971986	Ave		21233530.8				7.5		20.0			
PCB-1248 Peak 5	21968040 17891470	21570070 18681028	21266555	20603548	Ave		20330118.5				8.2		20.0			

Note: The m1 coefficient is the same as Ave CF for an Ave curve type.

FORM VI
PCBS INITIAL CALIBRATION DATA
EXTERNAL STANDARD CURVE EVALUATION

Lab Name: TestAmerica Canton Job No.: 240-28528-1 Analy Batch No.: 100488

SDG No.:

Instrument ID: A2HP10 GC Column: CLP-2 ID: 0.53(mm) Heated Purge: (Y/N) N

Calibration Start Date: 09/07/2013 11:16 Calibration End Date: 09/07/2013 12:32 Calibration ID: 17355

Calibration Files:

LEVEL:	LAB SAMPLE ID:	LAB FILE ID:
Level 1	STD005 240-100488/15	P1000015.D
Level 2	STD01 240-100488/16	P1000016.D
Level 3	STD02 240-100488/17	P1000017.D
Level 4	STD05 240-100488/18	P1000018.D
Level 5	STD1 240-100488/19	P1000019.D
Level 6	STD2 240-100488/20	P1000020.D

ANALYTE	CF				CURVE TYPE	COEFFICIENT			#	MIN CF	%RSD	#	MAX %RSD	R^2 OR COD	#	MIN R^2 OR COD
	LVL 1 LVL 5	LVL 2 LVL 6	LVL 3	LVL 4		B	M1	M2								
PCB-1248 Peak 1	16842780 10717062	15525330 10131593	13670985	11701002	Lin1	452742.181	10193029.6							0.9970		0.9900
PCB-1248 Peak 2	38517240 28573357	37334780 28615981	34096015	30923740	Ave		33010185.4				13.0		20.0			
PCB-1248 Peak 3	36410460 27532598	35128620 27245851	33643555	28761510	Ave		31453765.6				13.0		20.0			
PCB-1248 Peak 4	33885580 26816984	33812860 26206031	31891335	28733908	Ave		30224449.7				11.0		20.0			
PCB-1248 Peak 5	22875840 16973915	22261860 16935186	21128875	18106662	Ave		19713723.0				14.0		20.0			

Note: The m1 coefficient is the same as Ave CF for an Ave curve type.

FORM VI
PCBS INITIAL CALIBRATION DATA
EXTERNAL STANDARD CURVE EVALUATION

Lab Name: TestAmerica Canton Job No.: 240-28528-1 Analy Batch No.: 100488

SDG No.:

Instrument ID: A2HP10 GC Column: CLP-1 ID: 0.53(mm) Heated Purge: (Y/N) N

Calibration Start Date: 09/07/2013 12:47 Calibration End Date: 09/07/2013 14:03 Calibration ID: 17318

Calibration Files:

LEVEL:	LAB SAMPLE ID:	LAB FILE ID:
Level 1	STD005 240-100488/21	P1000021.D
Level 2	STD01 240-100488/22	P1000022.D
Level 3	STD02 240-100488/23	P1000023.D
Level 4	STD05 240-100488/24	P1000024.D
Level 5	STD1 240-100488/25	P1000025.D
Level 6	STD2 240-100488/26	P1000026.D

ANALYTE	CF				CURVE TYPE	COEFFICIENT			#	MIN CF	%RSD	#	MAX %RSD	R^2 OR COD	#	MIN R^2 OR COD
	LVL 1 LVL 5	LVL 2 LVL 6	LVL 3	LVL 4		B	M1	M2								
PCB-1221 Peak 1	14284240 9111735	12690910 9012891	11217185	9978126	Ave		11049181.1				19.0		20.0			
PCB-1221 Peak 2	7473660 4711185	6680670 4837707	5945855	5363752	Ave		5835471.50				19.0		20.0			
PCB-1221 Peak 3	31788360 22171762	30832980 21217772	27804305	25217490	Ave		26505444.8				17.0		20.0			
PCB-1254 Peak 1	37328820 26828647	37301130 26982968	33850925	31158280	Ave		32241795.0				15.0		20.0			
PCB-1254 Peak 2	72836560 56805745	70367700 58961940	68017240	64092740	Ave		65180320.8				9.8		20.0			
PCB-1254 Peak 3	46790780 40160039	44278890 42497651	44533230	42563270	Ave		43470643.3				5.2		20.0			
PCB-1254 Peak 4	43992680 35344225	41958250 36717663	41348140	39403828	Ave		39794130.9				8.3		20.0			
PCB-1254 Peak 5	66687860 53459817	65129060 54732214	61867920	59164776	Ave		60173607.8				9.0		20.0			

Note: The m1 coefficient is the same as Ave CF for an Ave curve type.

FORM VI
PCBS INITIAL CALIBRATION DATA
EXTERNAL STANDARD CURVE EVALUATION

Lab Name: TestAmerica Canton Job No.: 240-28528-1 Analy Batch No.: 100488

SDG No.:

Instrument ID: A2HP10 GC Column: CLP-2 ID: 0.53(mm) Heated Purge: (Y/N) N

Calibration Start Date: 09/07/2013 12:47 Calibration End Date: 09/07/2013 14:03 Calibration ID: 17319

Calibration Files:

LEVEL:	LAB SAMPLE ID:	LAB FILE ID:
Level 1	STD005 240-100488/21	P1000021.D
Level 2	STD01 240-100488/22	P1000022.D
Level 3	STD02 240-100488/23	P1000023.D
Level 4	STD05 240-100488/24	P1000024.D
Level 5	STD1 240-100488/25	P1000025.D
Level 6	STD2 240-100488/26	P1000026.D

ANALYTE	CF				CURVE TYPE	COEFFICIENT			#	MIN CF	%RSD	#	MAX %RSD	R^2 OR COD	#	MIN R^2 OR COD
	LVL 1 LVL 5	LVL 2 LVL 6	LVL 3	LVL 4		B	M1	M2								
PCB-1221 Peak 1	12599340 7695317	10862030 7641215	10008950	8546034	Lin1	311840.242	7557839.36							0.9980		0.9900
PCB-1221 Peak 2	7958240 5161120	7685610 4928971	6764455	5648454	Ave		6357808.25				20.0		20.0			
PCB-1221 Peak 3	28911560 18158460	25463410 17515414	22829960	20188164	Ave		22177828.0				20.0		20.0			
PCB-1254 Peak 1	38615500 27663745	37034690 27636501	33721265	30470792	Ave		32523748.8				14.0		20.0			
PCB-1254 Peak 2	43355260 31707771	42193240 31752485	38199830	34323046	Ave		36921938.7				14.0		20.0			
PCB-1254 Peak 3	69676200 51007612	65349200 52174985	60984480	54926218	Ave		59019782.5				13.0		20.0			
PCB-1254 Peak 4	52640560 39998476	50469890 40856767	46772620	42461190	Ave		45533250.5				12.0		20.0			
PCB-1254 Peak 5	62506980 48286861	61516870 48909706	57117975	51202896	Ave		54923548.0				12.0		20.0			

Note: The m1 coefficient is the same as Ave CF for an Ave curve type.

FORM VI
PCBS INITIAL CALIBRATION DATA
EXTERNAL STANDARD CURVE EVALUATION

Lab Name: TestAmerica Canton Job No.: 240-28528-1 Analy Batch No.: 100488

SDG No.:

Instrument ID: A2HP10 GC Column: CLP-1 ID: 0.53(mm) Heated Purge: (Y/N) N

Calibration Start Date: 09/07/2013 14:18 Calibration End Date: 09/07/2013 15:34 Calibration ID: 17324

Calibration Files:

LEVEL:	LAB SAMPLE ID:	LAB FILE ID:
Level 1	STD005 240-100488/27	P1000027.D
Level 2	STD01 240-100488/28	P1000028.D
Level 3	STD02 240-100488/29	P1000029.D
Level 4	STD05 240-100488/30	P1000030.D
Level 5	STD1 240-100488/31	P1000031.D
Level 6	STD2 240-100488/32	P1000032.D

ANALYTE	CF				CURVE TYPE	COEFFICIENT			#	MIN CF	%RSD	#	MAX %RSD	R^2 OR COD	#	MIN R^2 OR COD
	LVL 1 LVL 5	LVL 2 LVL 6	LVL 3	LVL 4		B	M1	M2								
PCB-1016 Peak 1	21385700 16802899	20794510 15484820	20111530	18943782	Ave		18920540.2				12.0		20.0			
PCB-1016 Peak 2	40588180 30363180	38253280 28258776	37014580	33277594	Ave		34625931.6				14.0		20.0			
PCB-1016 Peak 3	80978940 67142334	79579040 59592946	72559910	67169096	Ave		71170377.6				12.0		20.0			
PCB-1016 Peak 4	33667800 28374173	33798330 26449685	27413790	29874800	Ave		29929763.0				11.0		20.0			
PCB-1016 Peak 5	35193000 29189671	33994900 26735489	32452655	29195408	Ave		31126853.8				10.0		20.0			
PCB-1260 Peak 1	49397600 40252946	50016270 39196106	47425555	44821268	Ave		45184957.4				10.0		20.0			
PCB-1260 Peak 2	88425780 72185606	88244860 70500621	86241475	79277360	Ave		80812616.9				10.0		20.0			
PCB-1260 Peak 3	79476160 68860670	80324630 67832320	80958680	75149460	Ave		75433653.3				7.8		20.0			
PCB-1260 Peak 4	117670120 99853853	116372850 99215872	115951535	108599068	Ave		109610550				7.7		20.0			
PCB-1260 Peak 5	53040640 44905531	50568490 44253891	50963920	48307562	Ave		48673339.0				7.2		20.0			
Tetrachloro-m-xylene	1167322400 974696040	1133825200 941441540	1173416100	1072528480	Ave		1077204960				9.2		20.0			
Decachlorobiphenyl	1196368000 911526720	1112686400 877443510	1086590000	1014587160	Ave		1033200298				12.0		20.0			

Note: The m1 coefficient is the same as Ave CF for an Ave curve type.

FORM VI
PCBS INITIAL CALIBRATION DATA
EXTERNAL STANDARD CURVE EVALUATION

Lab Name: TestAmerica Canton Job No.: 240-28528-1 Analy Batch No.: 100488

SDG No.:

Instrument ID: A2HP10 GC Column: CLP-2 ID: 0.53(mm) Heated Purge: (Y/N) N

Calibration Start Date: 09/07/2013 14:18 Calibration End Date: 09/07/2013 15:34 Calibration ID: 17325

Calibration Files:

LEVEL:	LAB SAMPLE ID:	LAB FILE ID:
Level 1	STD005 240-100488/27	P1000027.D
Level 2	STD01 240-100488/28	P1000028.D
Level 3	STD02 240-100488/29	P1000029.D
Level 4	STD05 240-100488/30	P1000030.D
Level 5	STD1 240-100488/31	P1000031.D
Level 6	STD2 240-100488/32	P1000032.D

ANALYTE	CF				CURVE TYPE	COEFFICIENT			#	MIN CF	%RSD	#	MAX %RSD	R^2 OR COD	#	MIN R^2 OR COD
	LVL 1 LVL 5	LVL 2 LVL 6	LVL 3	LVL 4		B	M1	M2								
PCB-1016 Peak 1	19150720 13049793	17159250 12273569	16516075	14621006	Ave		15461735.5				17.0		20.0			
PCB-1016 Peak 2	32919640 26618415	35873860 25038161	32645060	29228824	Ave		30387326.8				14.0		20.0			
PCB-1016 Peak 3	67188260 55225060	66943700 54158652	61715220	59010000	Ave		60706815.3				9.3		20.0			
PCB-1016 Peak 4	29960880 23689823	30567460 22986528	27203320	25448790	Ave		26642800.2				12.0		20.0			
PCB-1016 Peak 5	26990340 18616344	23863540 18001213	21824795	19642840	Ave		21489845.3				16.0		20.0			
PCB-1260 Peak 1	48733040 36059036	44991680 35779884	42074590	38243740	Ave		40980328.3				13.0		20.0			
PCB-1260 Peak 2	50751560 41393071	51048860 41114689	48116810	44052932	Ave		46079653.7				9.8		20.0			
PCB-1260 Peak 3	70622700 60356707	72031750 60116810	69293915	63582564	Ave		66000741.0				8.0		20.0			
PCB-1260 Peak 4	90883820 78087330	89144170 80212670	89799280	84542502	Ave		85444961.9				6.3		20.0			
PCB-1260 Peak 5	69476040 56892974	67778370 56818760	66315090	61708556	Ave		63164965.0				8.8		20.0			
Tetrachloro-m-xylene	962488400 791834160	899508600 788329410	885171200	834437160	Ave		860294822				7.9		20.0			
Decachlorobiphenyl	871776800 644919080	786014000 631895650	776839800	720715040	Ave		738693395				12.0		20.0			

Note: The m1 coefficient is the same as Ave CF for an Ave curve type.

FORM VII
PCBS CONTINUING CALIBRATION DATA

Lab Name: TestAmerica Canton Job No.: 240-28528-1

SDG No.:

Lab Sample ID: ICV 240-100488/50 Calibration Date: 09/07/2013 20:08

Instrument ID: A2HP10 Calib Start Date: 09/07/2013 14:18

GC Column: CLP-1 ID: 0.53(mm) Calib End Date: 09/07/2013 15:34

Lab File ID: P1000050.D Conc. Units: ng/uL

ANALYTE	CURVE TYPE	AVE CF	CF	MIN CF	CALC AMOUNT	SPIKE AMOUNT	%D	MAX %D
PCB-1016 Peak 1	Ave	18920540	17296453		0.914	1.00	-8.6	20.0
PCB-1016 Peak 2	Ave	34625932	32390913		0.935	1.00	-6.5	20.0
PCB-1016 Peak 3	Ave	71170378	64677016		0.909	1.00	-9.1	20.0
PCB-1016 Peak 4	Ave	29929763	29030728		0.970	1.00	-3.0	20.0
PCB-1016 Peak 5	Ave	31126854	29197087		0.938	1.00	-6.2	20.0
PCB-1260 Peak 1	Ave	45184957	41325814		0.915	1.00	-8.5	20.0
PCB-1260 Peak 2	Ave	80812617	74850357		0.926	1.00	-7.4	20.0
PCB-1260 Peak 3	Ave	75433653	70352636		0.933	1.00	-6.7	20.0
PCB-1260 Peak 4	Ave	109610550	108075176		0.986	1.00	-1.4	20.0
PCB-1260 Peak 5	Ave	48673339	48746629		1.00	1.00	0.2	20.0

FORM VII
PCBS CONTINUING CALIBRATION DATA

Lab Name: TestAmerica Canton Job No.: 240-28528-1

SDG No.:

Lab Sample ID: ICV 240-100488/50 Calibration Date: 09/07/2013 20:08

Instrument ID: A2HP10 Calib Start Date: 09/07/2013 14:18

GC Column: CLP-1 ID: 0.53(mm) Calib End Date: 09/07/2013 15:34

Lab File ID: P1000050.D Conc. Units: ng/uL

ANALYTE	CURVE TYPE	AVE CF	CF	MIN CF	CALC AMOUNT	SPIKE AMOUNT	%D	MAX %D
PCB-1016 Peak 1	Ave	18920540	17296453		0.914	1.00	-8.6	20.0
PCB-1016 Peak 2	Ave	34625932	32390913		0.935	1.00	-6.5	20.0
PCB-1016 Peak 3	Ave	71170378	64677016		0.909	1.00	-9.1	20.0
PCB-1016 Peak 4	Ave	29929763	29030728		0.970	1.00	-3.0	20.0
PCB-1016 Peak 5	Ave	31126854	29197087		0.938	1.00	-6.2	20.0
PCB-1260 Peak 1	Ave	45184957	41325814		0.915	1.00	-8.5	20.0
PCB-1260 Peak 2	Ave	80812617	74850357		0.926	1.00	-7.4	20.0
PCB-1260 Peak 3	Ave	75433653	70352636		0.933	1.00	-6.7	20.0
PCB-1260 Peak 4	Ave	109610550	108075176		0.986	1.00	-1.4	20.0
PCB-1260 Peak 5	Ave	48673339	48746629		1.00	1.00	0.2	20.0

FORM VII
PCBS CONTINUING CALIBRATION DATA

Lab Name: TestAmerica Canton Job No.: 240-28528-1

SDG No.:

Lab Sample ID: ICV 240-100488/50 Calibration Date: 09/07/2013 20:08

Instrument ID: A2HP10 Calib Start Date: 09/07/2013 14:18

GC Column: CLP-2 ID: 0.53(mm) Calib End Date: 09/07/2013 15:34

Lab File ID: P1000050.D Conc. Units: ng/uL

ANALYTE	CURVE TYPE	AVE CF	CF	MIN CF	CALC AMOUNT	SPIKE AMOUNT	%D	MAX %D
PCB-1016 Peak 1	Ave	15461736	14418208		0.933	1.00	-6.7	20.0
PCB-1016 Peak 2	Ave	30387327	28512986		0.938	1.00	-6.2	20.0
PCB-1016 Peak 3	Ave	60706815	58764885		0.968	1.00	-3.2	20.0
PCB-1016 Peak 4	Ave	26642800	25065050		0.941	1.00	-5.9	20.0
PCB-1016 Peak 5	Ave	21489845	19608649		0.912	1.00	-8.8	20.0
PCB-1260 Peak 1	Ave	40980328	37996822		0.927	1.00	-7.3	20.0
PCB-1260 Peak 2	Ave	46079654	43354987		0.941	1.00	-5.9	20.0
PCB-1260 Peak 3	Ave	66000741	63101852		0.956	1.00	-4.4	20.0
PCB-1260 Peak 4	Ave	85444962	87418317		1.02	1.00	2.3	20.0
PCB-1260 Peak 5	Ave	63164965	62598857		0.991	1.00	-0.9	20.0

PCBS ANALYSIS RUN LOG

Lab Name: TestAmerica Canton Job No.: 240-28528-1

SDG No.:

Instrument ID: A2HP10 Start Date: 09/11/2013 01:06

Analysis Batch Number: 100924 End Date: 09/11/2013 09:54

LAB SAMPLE ID	CLIENT SAMPLE ID	DATE ANALYZED	DILUTION FACTOR	LAB FILE ID	COLUMN ID
CCV 240-100924/3 CCVRT		09/11/2013 01:06	1	P1000003.D	CLP-1 0.53(mm)
CCV 240-100924/3 CCVRT		09/11/2013 01:06	1	P1000003.D	CLP-2 0.53(mm)
ZZZZZ		09/11/2013 03:51	1		CLP-1 0.53(mm)
ZZZZZ		09/11/2013 03:51	1		CLP-2 0.53(mm)
ZZZZZ		09/11/2013 04:06	1		CLP-1 0.53(mm)
ZZZZZ		09/11/2013 04:06	1		CLP-2 0.53(mm)
ZZZZZ		09/11/2013 04:22	1		CLP-1 0.53(mm)
ZZZZZ		09/11/2013 04:22	1		CLP-2 0.53(mm)
ZZZZZ		09/11/2013 04:37	1		CLP-1 0.53(mm)
ZZZZZ		09/11/2013 04:37	1		CLP-2 0.53(mm)
ZZZZZ		09/11/2013 04:52	1		CLP-1 0.53(mm)
ZZZZZ		09/11/2013 04:52	1		CLP-2 0.53(mm)
ZZZZZ		09/11/2013 05:07	1		CLP-1 0.53(mm)
ZZZZZ		09/11/2013 05:07	1		CLP-2 0.53(mm)
ZZZZZ		09/11/2013 05:22	1		CLP-1 0.53(mm)
ZZZZZ		09/11/2013 05:22	1		CLP-2 0.53(mm)
ZZZZZ		09/11/2013 05:38	1		CLP-1 0.53(mm)
ZZZZZ		09/11/2013 05:38	1		CLP-2 0.53(mm)
ZZZZZ		09/11/2013 05:53	1		CLP-1 0.53(mm)
ZZZZZ		09/11/2013 05:53	1		CLP-2 0.53(mm)
ZZZZZ		09/11/2013 06:08	1		CLP-1 0.53(mm)
ZZZZZ		09/11/2013 06:08	1		CLP-2 0.53(mm)
ZZZZZ		09/11/2013 06:23	1		CLP-1 0.53(mm)
ZZZZZ		09/11/2013 06:23	1		CLP-2 0.53(mm)
ZZZZZ		09/11/2013 06:38	1		CLP-1 0.53(mm)
ZZZZZ		09/11/2013 06:38	1		CLP-2 0.53(mm)
ZZZZZ		09/11/2013 06:53	1		CLP-1 0.53(mm)
ZZZZZ		09/11/2013 06:53	1		CLP-2 0.53(mm)
MB 240-100629/23-A		09/11/2013 07:09	1	P1000025.D	CLP-1 0.53(mm)
MB 240-100629/23-A		09/11/2013 07:09	1	P1000025.D	CLP-2 0.53(mm)
CCV 240-100924/26		09/11/2013 07:24	1	P1000026.D	CLP-1 0.53(mm)
CCV 240-100924/26		09/11/2013 07:24	1	P1000026.D	CLP-2 0.53(mm)
ZZZZZ		09/11/2013 07:39	1		CLP-1 0.53(mm)
ZZZZZ		09/11/2013 07:39	1		CLP-2 0.53(mm)
ZZZZZ		09/11/2013 07:54	1		CLP-1 0.53(mm)
ZZZZZ		09/11/2013 07:54	1		CLP-2 0.53(mm)
240-28528-1	DR-SB-219-02-04	09/11/2013 08:10	1	P1000029.D	CLP-1 0.53(mm)
240-28528-1	DR-SB-219-02-04	09/11/2013 08:10	1	P1000029.D	CLP-2 0.53(mm)
ZZZZZ		09/11/2013 08:25	1		CLP-1 0.53(mm)
ZZZZZ		09/11/2013 08:25	1		CLP-2 0.53(mm)
ZZZZZ		09/11/2013 08:40	1		CLP-1 0.53(mm)
ZZZZZ		09/11/2013 08:40	1		CLP-2 0.53(mm)
ZZZZZ		09/11/2013 08:55	1		CLP-1 0.53(mm)
ZZZZZ		09/11/2013 08:55	1		CLP-2 0.53(mm)

8082A

PCBS ANALYSIS RUN LOG

Lab Name: TestAmerica Canton Job No.: 240-28528-1

SDG No.:

Instrument ID: A2HP10 Start Date: 09/11/2013 01:06

Analysis Batch Number: 100924 End Date: 09/11/2013 09:54

LAB SAMPLE ID	CLIENT SAMPLE ID	DATE ANALYZED	DILUTION FACTOR	LAB FILE ID	COLUMN ID
ZZZZZ		09/11/2013 09:10	1		CLP-1 0.53(mm)
ZZZZZ		09/11/2013 09:10	1		CLP-2 0.53(mm)
LCS 240-100629/24-A		09/11/2013 09:38	1	P1000034.D	CLP-1 0.53(mm)
LCS 240-100629/24-A		09/11/2013 09:38	1	P1000034.D	CLP-2 0.53(mm)
CCV 240-100924/35		09/11/2013 09:54	1	P1000035.D	CLP-1 0.53(mm)
CCV 240-100924/35		09/11/2013 09:54	1	P1000035.D	CLP-2 0.53(mm)

FORM VIII
PCBS ANALYTICAL SEQUENCE

Lab Name: TestAmerica Canton Job No.: 240-28528-1

SDG No.:

Sample No.: CCV 240-100924/3 Date Analyzed: 09/11/2013 01:06

Instrument ID: A2HP10 GC Column: CLP-1 ID: 0.53(mm)

Lab File ID (Standard): P1000003.D Heated Purge: (Y/N) N

Calibration ID: 17324

THE ANALYTICAL SEQUENCE OF BLANKS, SAMPLES, STANDARDS, MS/MSDs AND LCSs IS GIVEN BELOW:

				TCX	DCB	
				RT #	RT #	
CONTINUING CALIBRATION SURROGATE				1.45	7.18	
UPPER LIMIT				1.55	7.28	
LOWER LIMIT				1.35	7.08	
LAB SAMPLE ID	CLIENT SAMPLE ID	DATE ANALYZED	LAB FILE ID			
CCV 240-100924/3 CCVRT		09/11/2013 01:06	P1000003.D	1.45	7.18	
MB 240-100629/23-A		09/11/2013 07:09	P1000025.D	1.45	7.18	
CCV 240-100924/26		09/11/2013 07:24	P1000026.D	1.45	7.18	
240-28528-1	DR-SB-219-02-04	09/11/2013 08:10	P1000029.D	1.46	7.18	
LCS 240-100629/24-A		09/11/2013 09:38	P1000034.D	1.46	7.19	
CCV 240-100924/35		09/11/2013 09:54	P1000035.D	1.45	7.18	

TCX = Tetrachloro-m-xylene
DCB = DCB Decachlorobiphenyl

TCX RT Limit = ± 0.1 minutes of surrogate RT
DCB RT Limit = ± 0.1 minutes of surrogate RT

Column used to flag values outside QC limits

FORM VIII 8082A

FORM VIII
PCBS ANALYTICAL SEQUENCE

Lab Name: TestAmerica Canton Job No.: 240-28528-1

SDG No.:

Sample No.: CCV 240-100924/3 Date Analyzed: 09/11/2013 01:06

Instrument ID: A2HP10 GC Column: CLP-2 ID: 0.53(mm)

Lab File ID (Standard): P1000003.D Heated Purge: (Y/N) N

Calibration ID: 17325

THE ANALYTICAL SEQUENCE OF BLANKS, SAMPLES, STANDARDS, MS/MSDs AND LCSs IS GIVEN BELOW:

				TCX	DCB	
				RT #	RT #	
CONTINUING CALIBRATION SURROGATE				1.96	8.45	
UPPER LIMIT				2.06	8.55	
LOWER LIMIT				1.86	8.35	
LAB SAMPLE ID	CLIENT SAMPLE ID	DATE ANALYZED	LAB FILE ID			
CCV 240-100924/3 CCVRT		09/11/2013 01:06	P1000003.D	1.96	8.45	
MB 240-100629/23-A		09/11/2013 07:09	P1000025.D	1.96	8.45	
CCV 240-100924/26		09/11/2013 07:24	P1000026.D	1.96	8.45	
240-28528-1	DR-SB-219-02-04	09/11/2013 08:10	P1000029.D	1.96	8.45	
LCS 240-100629/24-A		09/11/2013 09:38	P1000034.D	1.96	8.45	
CCV 240-100924/35		09/11/2013 09:54	P1000035.D	1.96	8.45	

TCX = Tetrachloro-m-xylene
DCB = DCB Decachlorobiphenyl

TCX RT Limit = ± 0.1 minutes of surrogate RT
DCB RT Limit = ± 0.1 minutes of surrogate RT

Column used to flag values outside QC limits

FORM VIII 8082A

FORM VII
PCBS CONTINUING CALIBRATION DATA

Lab Name: TestAmerica Canton Job No.: 240-28528-1

SDG No.:

Lab Sample ID: CCV 240-100924/3 Calibration Date: 09/11/2013 01:06

Instrument ID: A2HP10 Calib Start Date: 09/07/2013 14:18

GC Column: CLP-1 ID: 0.53(mm) Calib End Date: 09/07/2013 15:34

Lab File ID: P1000003.D Conc. Units: ng/uL

ANALYTE	CURVE TYPE	AVE CF	CF	MIN CF	CALC AMOUNT	SPIKE AMOUNT	%D	MAX %D
PCB-1016 Peak 1	Ave	18920540	17915162		0.473	0.500	-5.3	20.0
PCB-1016 Peak 2	Ave	34625932	33646808		0.486	0.500	-2.8	20.0
PCB-1016 Peak 3	Ave	71170378	62687762		0.440	0.500	-11.9	20.0
PCB-1016 Peak 4	Ave	29929763	26616588		0.445	0.500	-11.1	20.0
PCB-1016 Peak 5	Ave	31126854	30064826		0.483	0.500	-3.4	20.0
PCB-1260 Peak 1	Ave	45184957	43494606		0.481	0.500	-3.7	20.0
PCB-1260 Peak 2	Ave	80812617	77430768		0.479	0.500	-4.2	20.0
PCB-1260 Peak 3	Ave	75433653	73442564		0.487	0.500	-2.6	20.0
PCB-1260 Peak 4	Ave	109610550	106025088		0.484	0.500	-3.3	20.0
PCB-1260 Peak 5	Ave	48673339	46592056		0.479	0.500	-4.3	20.0
Tetrachloro-m-xylene	Ave	1077204960	1062672760		0.0247	0.0250	-1.3	20.0
Decachlorobiphenyl	Ave	1033200298	1028025840		0.0249	0.0250	-0.5	20.0

FORM VII
PCBS CONTINUING CALIBRATION DATA

Lab Name: TestAmerica Canton Job No.: 240-28528-1

SDG No.:

Lab Sample ID: CCV 240-100924/3 Calibration Date: 09/11/2013 01:06

Instrument ID: A2HP10 Calib Start Date: 09/07/2013 14:18

GC Column: CLP-2 ID: 0.53(mm) Calib End Date: 09/07/2013 15:34

Lab File ID: P1000003.D Conc. Units: ng/uL

ANALYTE	CURVE TYPE	AVE CF	CF	MIN CF	CALC AMOUNT	SPIKE AMOUNT	%D	MAX %D
PCB-1016 Peak 1	Ave	15461736	16133036		0.522	0.500	4.3	20.0
PCB-1016 Peak 2	Ave	30387327	32234646		0.530	0.500	6.1	20.0
PCB-1016 Peak 3	Ave	60706815	64303392		0.530	0.500	5.9	20.0
PCB-1016 Peak 4	Ave	26642800	27968658		0.525	0.500	5.0	20.0
PCB-1016 Peak 5	Ave	21489845	22482426		0.523	0.500	4.6	20.0
PCB-1260 Peak 1	Ave	40980328	43636072		0.532	0.500	6.5	20.0
PCB-1260 Peak 2	Ave	46079654	49776274		0.540	0.500	8.0	20.0
PCB-1260 Peak 3	Ave	66000741	71161996		0.539	0.500	7.8	20.0
PCB-1260 Peak 4	Ave	85444962	94448094		0.553	0.500	10.5	20.0
PCB-1260 Peak 5	Ave	63164965	69936222		0.554	0.500	10.7	20.0
Tetrachloro-m-xylene	Ave	860294822	935424360		0.0272	0.0250	8.7	20.0
Decachlorobiphenyl	Ave	738693395	824584640		0.0279	0.0250	11.6	20.0

FORM VII
PCBS CONTINUING CALIBRATION DATA

Lab Name: TestAmerica Canton Job No.: 240-28528-1

SDG No.:

Lab Sample ID: CCV 240-100924/26 Calibration Date: 09/11/2013 07:24

Instrument ID: A2HP10 Calib Start Date: 09/07/2013 14:18

GC Column: CLP-1 ID: 0.53(mm) Calib End Date: 09/07/2013 15:34

Lab File ID: P1000026.D Conc. Units: ng/uL

ANALYTE	CURVE TYPE	AVE CF	CF	MIN CF	CALC AMOUNT	SPIKE AMOUNT	%D	MAX %D
PCB-1016 Peak 1	Ave	18920540	18805720		0.497	0.500	-0.6	20.0
PCB-1016 Peak 2	Ave	34625932	33994030		0.491	0.500	-1.8	20.0
PCB-1016 Peak 3	Ave	71170378	68789830		0.483	0.500	-3.3	20.0
PCB-1016 Peak 4	Ave	29929763	30709548		0.513	0.500	2.6	20.0
PCB-1016 Peak 5	Ave	31126854	30612212		0.492	0.500	-1.7	20.0
PCB-1260 Peak 1	Ave	45184957	44698400		0.495	0.500	-1.1	20.0
PCB-1260 Peak 2	Ave	80812617	80038478		0.495	0.500	-1.0	20.0
PCB-1260 Peak 3	Ave	75433653	75949110		0.503	0.500	0.7	20.0
PCB-1260 Peak 4	Ave	109610550	108133232		0.493	0.500	-1.3	20.0
PCB-1260 Peak 5	Ave	48673339	49341580		0.507	0.500	1.4	20.0
Tetrachloro-m-xylene	Ave	1077204960	1058704160		0.0246	0.0250	-1.7	20.0
Decachlorobiphenyl	Ave	1033200298	1008505600		0.0244	0.0250	-2.4	20.0

FORM VII
PCBS CONTINUING CALIBRATION DATA

Lab Name: TestAmerica Canton Job No.: 240-28528-1

SDG No.:

Lab Sample ID: CCV 240-100924/26 Calibration Date: 09/11/2013 07:24

Instrument ID: A2HP10 Calib Start Date: 09/07/2013 14:18

GC Column: CLP-2 ID: 0.53(mm) Calib End Date: 09/07/2013 15:34

Lab File ID: P1000026.D Conc. Units: ng/uL

ANALYTE	CURVE TYPE	AVE CF	CF	MIN CF	CALC AMOUNT	SPIKE AMOUNT	%D	MAX %D
PCB-1016 Peak 1	Ave	15461736	15557246		0.503	0.500	0.6	20.0
PCB-1016 Peak 2	Ave	30387327	31354522		0.516	0.500	3.2	20.0
PCB-1016 Peak 3	Ave	60706815	63221016		0.521	0.500	4.1	20.0
PCB-1016 Peak 4	Ave	26642800	26903600		0.505	0.500	1.0	20.0
PCB-1016 Peak 5	Ave	21489845	20641122		0.480	0.500	-3.9	20.0
PCB-1260 Peak 1	Ave	40980328	41566822		0.507	0.500	1.4	20.0
PCB-1260 Peak 2	Ave	46079654	47500282		0.515	0.500	3.1	20.0
PCB-1260 Peak 3	Ave	66000741	68037476		0.515	0.500	3.1	20.0
PCB-1260 Peak 4	Ave	85444962	88756632		0.519	0.500	3.9	20.0
PCB-1260 Peak 5	Ave	63164965	64196210		0.508	0.500	1.6	20.0
Tetrachloro-m-xylene	Ave	860294822	901879400		0.0262	0.0250	4.8	20.0
Decachlorobiphenyl	Ave	738693395	761043960		0.0258	0.0250	3.0	20.0

FORM VII
PCBS CONTINUING CALIBRATION DATA

Lab Name: TestAmerica Canton Job No.: 240-28528-1

SDG No.:

Lab Sample ID: CCV 240-100924/35 Calibration Date: 09/11/2013 09:54

Instrument ID: A2HP10 Calib Start Date: 09/07/2013 14:18

GC Column: CLP-1 ID: 0.53(mm) Calib End Date: 09/07/2013 15:34

Lab File ID: P1000035.D Conc. Units: ng/uL

ANALYTE	CURVE TYPE	AVE CF	CF	MIN CF	CALC AMOUNT	SPIKE AMOUNT	%D	MAX %D
PCB-1016 Peak 1	Ave	18920540	19988058		0.528	0.500	5.6	20.0
PCB-1016 Peak 2	Ave	34625932	36553444		0.528	0.500	5.6	20.0
PCB-1016 Peak 3	Ave	71170378	73889638		0.519	0.500	3.8	20.0
PCB-1016 Peak 4	Ave	29929763	33414494		0.558	0.500	11.6	20.0
PCB-1016 Peak 5	Ave	31126854	32928636		0.529	0.500	5.8	20.0
PCB-1260 Peak 1	Ave	45184957	47676974		0.528	0.500	5.5	20.0
PCB-1260 Peak 2	Ave	80812617	85116540		0.527	0.500	5.3	20.0
PCB-1260 Peak 3	Ave	75433653	81108302		0.538	0.500	7.5	20.0
PCB-1260 Peak 4	Ave	109610550	115686964		0.528	0.500	5.5	20.0
PCB-1260 Peak 5	Ave	48673339	52097350		0.535	0.500	7.0	20.0
Tetrachloro-m-xylene	Ave	1077204960	1147077240		0.0266	0.0250	6.5	20.0
Decachlorobiphenyl	Ave	1033200298	1092176440		0.0264	0.0250	5.7	20.0

FORM VII
PCBS CONTINUING CALIBRATION DATA

Lab Name: TestAmerica Canton Job No.: 240-28528-1

SDG No.:

Lab Sample ID: CCV 240-100924/35 Calibration Date: 09/11/2013 09:54

Instrument ID: A2HP10 Calib Start Date: 09/07/2013 14:18

GC Column: CLP-2 ID: 0.53(mm) Calib End Date: 09/07/2013 15:34

Lab File ID: P1000035.D Conc. Units: ng/uL

ANALYTE	CURVE TYPE	AVE CF	CF	MIN CF	CALC AMOUNT	SPIKE AMOUNT	%D	MAX %D
PCB-1016 Peak 1	Ave	15461736	16621960		0.538	0.500	7.5	20.0
PCB-1016 Peak 2	Ave	30387327	33375202		0.549	0.500	9.8	20.0
PCB-1016 Peak 3	Ave	60706815	67821788		0.559	0.500	11.7	20.0
PCB-1016 Peak 4	Ave	26642800	29183186		0.548	0.500	9.5	20.0
PCB-1016 Peak 5	Ave	21489845	22907384		0.533	0.500	6.6	20.0
PCB-1260 Peak 1	Ave	40980328	44321914		0.541	0.500	8.2	20.0
PCB-1260 Peak 2	Ave	46079654	50611302		0.549	0.500	9.8	20.0
PCB-1260 Peak 3	Ave	66000741	72463144		0.549	0.500	9.8	20.0
PCB-1260 Peak 4	Ave	85444962	92629940		0.542	0.500	8.4	20.0
PCB-1260 Peak 5	Ave	63164965	67789412		0.537	0.500	7.3	20.0
Tetrachloro-m-xylene	Ave	860294822	960884560		0.0279	0.0250	11.7	20.0
Decachlorobiphenyl	Ave	738693395	798852200		0.0270	0.0250	8.1	20.0

PCBS ANALYSIS RUN LOG

Lab Name: TestAmerica Canton Job No.: 240-28528-1

SDG No.:

Instrument ID: A2HP10 Start Date: 09/13/2013 01:39

Analysis Batch Number: 101275 End Date: 09/13/2013 11:31

LAB SAMPLE ID	CLIENT SAMPLE ID	DATE ANALYZED	DILUTION FACTOR	LAB FILE ID	COLUMN ID
CCV 240-101275/3 CCVRT		09/13/2013 01:39	1	P1000003.D	CLP-1 0.53(mm)
CCV 240-101275/3 CCVRT		09/13/2013 01:39	1	P1000003.D	CLP-2 0.53(mm)
240-28528-4	DR-SB-220-04-06	09/13/2013 06:26	1	P1000018.D	CLP-1 0.53(mm)
240-28528-4	DR-SB-220-04-06	09/13/2013 06:26	1	P1000018.D	CLP-2 0.53(mm)
240-28528-5	DR-SB-221-04-06	09/13/2013 06:41	1	P1000019.D	CLP-1 0.53(mm)
240-28528-5	DR-SB-221-04-06	09/13/2013 06:41	1	P1000019.D	CLP-2 0.53(mm)
240-28528-6	DR-SB-221-08-10	09/13/2013 06:56	1	P1000020.D	CLP-1 0.53(mm)
240-28528-6	DR-SB-221-08-10	09/13/2013 06:56	1	P1000020.D	CLP-2 0.53(mm)
240-28528-7	DR-SB-222-02-04	09/13/2013 07:12	1	P1000021.D	CLP-1 0.53(mm)
240-28528-7	DR-SB-222-02-04	09/13/2013 07:12	1	P1000021.D	CLP-2 0.53(mm)
MB 240-100987/23-A		09/13/2013 07:27	1	P1000022.D	CLP-1 0.53(mm)
MB 240-100987/23-A		09/13/2013 07:27	1	P1000022.D	CLP-2 0.53(mm)
CCV 240-101275/23		09/13/2013 07:42	1	P1000023.D	CLP-1 0.53(mm)
CCV 240-101275/23		09/13/2013 07:42	1	P1000023.D	CLP-2 0.53(mm)
ZZZZZ		09/13/2013 07:57	1		CLP-1 0.53(mm)
ZZZZZ		09/13/2013 07:57	1		CLP-2 0.53(mm)
240-28528-9	DR-SB-223-04-06	09/13/2013 08:13	1	P1000025.D	CLP-1 0.53(mm)
240-28528-9	DR-SB-223-04-06	09/13/2013 08:13	1	P1000025.D	CLP-2 0.53(mm)
240-28528-10	DR-SB-223-06-08	09/13/2013 08:28	1	P1000026.D	CLP-1 0.53(mm)
240-28528-10	DR-SB-223-06-08	09/13/2013 08:28	1	P1000026.D	CLP-2 0.53(mm)
240-28528-11	DR-SB-224-02-04	09/13/2013 08:43	1	P1000027.D	CLP-1 0.53(mm)
240-28528-11	DR-SB-224-02-04	09/13/2013 08:43	1	P1000027.D	CLP-2 0.53(mm)
240-28528-12	DR-SB-224-06-08	09/13/2013 08:58	1	P1000028.D	CLP-1 0.53(mm)
240-28528-12	DR-SB-224-06-08	09/13/2013 08:58	1	P1000028.D	CLP-2 0.53(mm)
ZZZZZ		09/13/2013 09:14	1		CLP-1 0.53(mm)
ZZZZZ		09/13/2013 09:14	1		CLP-2 0.53(mm)
ZZZZZ		09/13/2013 09:29	1		CLP-1 0.53(mm)
ZZZZZ		09/13/2013 09:29	1		CLP-2 0.53(mm)
ZZZZZ		09/13/2013 09:44	1		CLP-1 0.53(mm)
ZZZZZ		09/13/2013 09:44	1		CLP-2 0.53(mm)
240-28528-G-16-D MS		09/13/2013 09:59	1	P1000032.D	CLP-1 0.53(mm)
240-28528-G-16-D MS		09/13/2013 09:59	1	P1000032.D	CLP-2 0.53(mm)
240-28528-G-16-E MSD		09/13/2013 10:15	1	P1000033.D	CLP-1 0.53(mm)
240-28528-G-16-E MSD		09/13/2013 10:15	1	P1000033.D	CLP-2 0.53(mm)
240-28528-8	DR-SB-222-08-10	09/13/2013 10:30	1	P1000034.D	CLP-1 0.53(mm)
240-28528-8	DR-SB-222-08-10	09/13/2013 10:30	1	P1000034.D	CLP-2 0.53(mm)
240-28528-13	DR-SB-225-02-04	09/13/2013 10:45	1	P1000035.D	CLP-1 0.53(mm)
240-28528-13	DR-SB-225-02-04	09/13/2013 10:45	1	P1000035.D	CLP-2 0.53(mm)
240-28528-14	DR-SB-225-04-06	09/13/2013 11:01	1	P1000036.D	CLP-1 0.53(mm)
240-28528-14	DR-SB-225-04-06	09/13/2013 11:01	1	P1000036.D	CLP-2 0.53(mm)
LCS 240-100987/24-A		09/13/2013 11:16	1	P1000037.D	CLP-1 0.53(mm)
LCS 240-100987/24-A		09/13/2013 11:16	1	P1000037.D	CLP-2 0.53(mm)
CCV 240-101275/38		09/13/2013 11:31	1	P1000038.D	CLP-1 0.53(mm)
CCV 240-101275/38		09/13/2013 11:31	1	P1000038.D	CLP-2 0.53(mm)

8082A

FORM VIII
PCBS ANALYTICAL SEQUENCE

Lab Name: TestAmerica Canton Job No.: 240-28528-1

SDG No.:

Sample No.: CCV 240-101275/3 Date Analyzed: 09/13/2013 01:39

Instrument ID: A2HP10 GC Column: CLP-1 ID: 0.53(mm)

Lab File ID (Standard): P1000003.D Heated Purge: (Y/N) N

Calibration ID: 17324

THE ANALYTICAL SEQUENCE OF BLANKS, SAMPLES, STANDARDS, MS/MSDs AND LCSs IS GIVEN BELOW:

				TCX	DCB	
				RT #	RT #	
CONTINUING CALIBRATION SURROGATE				1.45	7.18	
UPPER LIMIT				1.55	7.28	
LOWER LIMIT				1.35	7.08	
LAB SAMPLE ID	CLIENT SAMPLE ID	DATE ANALYZED	LAB FILE ID			
CCV 240-101275/3 CCVRT		09/13/2013 01:39	P1000003.D	1.45	7.18	
240-28528-4	DR-SB-220-04-06	09/13/2013 06:26	P1000018.D	1.45	7.18	
240-28528-5	DR-SB-221-04-06	09/13/2013 06:41	P1000019.D	1.45	7.18	
240-28528-6	DR-SB-221-08-10	09/13/2013 06:56	P1000020.D	1.45	7.18	
240-28528-7	DR-SB-222-02-04	09/13/2013 07:12	P1000021.D	1.45	7.18	
MB 240-100987/23-A		09/13/2013 07:27	P1000022.D	1.45	7.18	
CCV 240-101275/23		09/13/2013 07:42	P1000023.D	1.45	7.18	
240-28528-9	DR-SB-223-04-06	09/13/2013 08:13	P1000025.D	1.45	7.18	
240-28528-10	DR-SB-223-06-08	09/13/2013 08:28	P1000026.D	1.45	7.18	
240-28528-11	DR-SB-224-02-04	09/13/2013 08:43	P1000027.D	1.45	7.18	
240-28528-12	DR-SB-224-06-08	09/13/2013 08:58	P1000028.D	1.45	7.18	
240-28528-G-16-D MS		09/13/2013 09:59	P1000032.D	1.45	7.18	
240-28528-G-16-E MSD		09/13/2013 10:15	P1000033.D	1.45	7.18	
240-28528-8	DR-SB-222-08-10	09/13/2013 10:30	P1000034.D	1.45	7.18	
240-28528-13	DR-SB-225-02-04	09/13/2013 10:45	P1000035.D	1.45	7.18	
240-28528-14	DR-SB-225-04-06	09/13/2013 11:01	P1000036.D	1.45	7.18	
LCS 240-100987/24-A		09/13/2013 11:16	P1000037.D	1.45	7.18	
CCV 240-101275/38		09/13/2013 11:31	P1000038.D	1.45	7.18	

TCX = Tetrachloro-m-xylene
DCB = DCB Decachlorobiphenyl

TCX RT Limit = ± 0.1 minutes of surrogate RT
DCB RT Limit = ± 0.1 minutes of surrogate RT

Column used to flag values outside QC limits

FORM VIII 8082A

FORM VIII
PCBS ANALYTICAL SEQUENCE

Lab Name: TestAmerica Canton Job No.: 240-28528-1

SDG No.:

Sample No.: CCV 240-101275/3 Date Analyzed: 09/13/2013 01:39

Instrument ID: A2HP10 GC Column: CLP-2 ID: 0.53(mm)

Lab File ID (Standard): P1000003.D Heated Purge: (Y/N) N

Calibration ID: 17325

THE ANALYTICAL SEQUENCE OF BLANKS, SAMPLES, STANDARDS, MS/MSDs AND LCSs IS GIVEN BELOW:

				TCX	DCB	
				RT #	RT #	
CONTINUING CALIBRATION SURROGATE				1.96	8.45	
UPPER LIMIT				2.06	8.55	
LOWER LIMIT				1.86	8.35	
LAB SAMPLE ID	CLIENT SAMPLE ID	DATE ANALYZED	LAB FILE ID			
CCV 240-101275/3 CCVRT		09/13/2013 01:39	P1000003.D	1.96	8.45	
240-28528-4	DR-SB-220-04-06	09/13/2013 06:26	P1000018.D	1.96	8.45	
240-28528-5	DR-SB-221-04-06	09/13/2013 06:41	P1000019.D	1.96	8.45	
240-28528-6	DR-SB-221-08-10	09/13/2013 06:56	P1000020.D	1.96	8.45	
240-28528-7	DR-SB-222-02-04	09/13/2013 07:12	P1000021.D	1.96	8.45	
MB 240-100987/23-A		09/13/2013 07:27	P1000022.D	1.96	8.45	
CCV 240-101275/23		09/13/2013 07:42	P1000023.D	1.96	8.45	
240-28528-9	DR-SB-223-04-06	09/13/2013 08:13	P1000025.D	1.96	8.45	
240-28528-10	DR-SB-223-06-08	09/13/2013 08:28	P1000026.D	1.96	8.45	
240-28528-11	DR-SB-224-02-04	09/13/2013 08:43	P1000027.D	1.96	8.45	
240-28528-12	DR-SB-224-06-08	09/13/2013 08:58	P1000028.D	1.96	8.44	
240-28528-G-16-D MS		09/13/2013 09:59	P1000032.D	1.96	8.44	
240-28528-G-16-E MSD		09/13/2013 10:15	P1000033.D	1.96	8.45	
240-28528-8	DR-SB-222-08-10	09/13/2013 10:30	P1000034.D	1.96	8.45	
240-28528-13	DR-SB-225-02-04	09/13/2013 10:45	P1000035.D	1.96	8.45	
240-28528-14	DR-SB-225-04-06	09/13/2013 11:01	P1000036.D	1.96	8.45	
LCS 240-100987/24-A		09/13/2013 11:16	P1000037.D	1.96	8.45	
CCV 240-101275/38		09/13/2013 11:31	P1000038.D	1.96	8.45	

TCX = Tetrachloro-m-xylene
DCB = DCB Decachlorobiphenyl

TCX RT Limit = ± 0.1 minutes of surrogate RT
DCB RT Limit = ± 0.1 minutes of surrogate RT

Column used to flag values outside QC limits

FORM VIII 8082A

FORM VII
PCBS CONTINUING CALIBRATION DATA

Lab Name: TestAmerica Canton Job No.: 240-28528-1

SDG No.:

Lab Sample ID: CCV 240-101275/3 Calibration Date: 09/13/2013 01:39

Instrument ID: A2HP10 Calib Start Date: 09/07/2013 14:18

GC Column: CLP-1 ID: 0.53(mm) Calib End Date: 09/07/2013 15:34

Lab File ID: P1000003.D Conc. Units: ng/uL

ANALYTE	CURVE TYPE	AVE CF	CF	MIN CF	CALC AMOUNT	SPIKE AMOUNT	%D	MAX %D
PCB-1016 Peak 1	Ave	18920540	19682254		0.520	0.500	4.0	20.0
PCB-1016 Peak 2	Ave	34625932	35879708		0.518	0.500	3.6	20.0
PCB-1016 Peak 3	Ave	71170378	67674924		0.475	0.500	-4.9	20.0
PCB-1016 Peak 4	Ave	29929763	30997888		0.518	0.500	3.6	20.0
PCB-1016 Peak 5	Ave	31126854	31169036		0.501	0.500	0.1	20.0
PCB-1260 Peak 1	Ave	45184957	45366330		0.502	0.500	0.4	20.0
PCB-1260 Peak 2	Ave	80812617	81112984		0.502	0.500	0.4	20.0
PCB-1260 Peak 3	Ave	75433653	75378280		0.500	0.500	-0.0	20.0
PCB-1260 Peak 4	Ave	109610550	111097418		0.507	0.500	1.4	20.0
PCB-1260 Peak 5	Ave	48673339	47395920		0.487	0.500	-2.6	20.0
Tetrachloro-m-xylene	Ave	1077204960	1128195560		0.0262	0.0250	4.7	20.0
Decachlorobiphenyl	Ave	1033200298	1051166320		0.0254	0.0250	1.7	20.0

FORM VII
PCBS CONTINUING CALIBRATION DATA

Lab Name: TestAmerica Canton Job No.: 240-28528-1

SDG No.:

Lab Sample ID: CCV 240-101275/3 Calibration Date: 09/13/2013 01:39

Instrument ID: A2HP10 Calib Start Date: 09/07/2013 14:18

GC Column: CLP-2 ID: 0.53(mm) Calib End Date: 09/07/2013 15:34

Lab File ID: P1000003.D Conc. Units: ng/uL

ANALYTE	CURVE TYPE	AVE CF	CF	MIN CF	CALC AMOUNT	SPIKE AMOUNT	%D	MAX %D
PCB-1016 Peak 1	Ave	15461736	16196994		0.524	0.500	4.8	20.0
PCB-1016 Peak 2	Ave	30387327	32187540		0.530	0.500	5.9	20.0
PCB-1016 Peak 3	Ave	60706815	64386416		0.530	0.500	6.1	20.0
PCB-1016 Peak 4	Ave	26642800	28416122		0.533	0.500	6.7	20.0
PCB-1016 Peak 5	Ave	21489845	21952506		0.511	0.500	2.2	20.0
PCB-1260 Peak 1	Ave	40980328	42905022		0.523	0.500	4.7	20.0
PCB-1260 Peak 2	Ave	46079654	48651532		0.528	0.500	5.6	20.0
PCB-1260 Peak 3	Ave	66000741	69203846		0.524	0.500	4.9	20.0
PCB-1260 Peak 4	Ave	85444962	90682798		0.531	0.500	6.1	20.0
PCB-1260 Peak 5	Ave	63164965	66180768		0.524	0.500	4.8	20.0
Tetrachloro-m-xylene	Ave	860294822	917788840		0.0267	0.0250	6.7	20.0
Decachlorobiphenyl	Ave	738693395	792430840		0.0268	0.0250	7.3	20.0

FORM VII
PCBS CONTINUING CALIBRATION DATA

Lab Name: TestAmerica Canton Job No.: 240-28528-1

SDG No.:

Lab Sample ID: CCV 240-101275/23 Calibration Date: 09/13/2013 07:42

Instrument ID: A2HP10 Calib Start Date: 09/07/2013 14:18

GC Column: CLP-1 ID: 0.53(mm) Calib End Date: 09/07/2013 15:34

Lab File ID: P1000023.D Conc. Units: ng/uL

ANALYTE	CURVE TYPE	AVE CF	CF	MIN CF	CALC AMOUNT	SPIKE AMOUNT	%D	MAX %D
PCB-1016 Peak 1	Ave	18920540	19404626		0.513	0.500	2.6	20.0
PCB-1016 Peak 2	Ave	34625932	35060704		0.506	0.500	1.3	20.0
PCB-1016 Peak 3	Ave	71170378	76397284		0.537	0.500	7.3	20.0
PCB-1016 Peak 4	Ave	29929763	32936272		0.550	0.500	10.0	20.0
PCB-1016 Peak 5	Ave	31126854	34141596		0.548	0.500	9.7	20.0
PCB-1260 Peak 1	Ave	45184957	44900320		0.497	0.500	-0.6	20.0
PCB-1260 Peak 2	Ave	80812617	80681552		0.499	0.500	-0.2	20.0
PCB-1260 Peak 3	Ave	75433653	75695692		0.502	0.500	0.3	20.0
PCB-1260 Peak 4	Ave	109610550	109693706		0.500	0.500	0.0	20.0
PCB-1260 Peak 5	Ave	48673339	47406234		0.487	0.500	-2.6	20.0
Tetrachloro-m-xylene	Ave	1077204960	1105986760		0.0257	0.0250	2.7	20.0
Decachlorobiphenyl	Ave	1033200298	1025389200		0.0248	0.0250	-0.8	20.0

FORM VII
PCBS CONTINUING CALIBRATION DATA

Lab Name: TestAmerica Canton Job No.: 240-28528-1

SDG No.:

Lab Sample ID: CCV 240-101275/23 Calibration Date: 09/13/2013 07:42

Instrument ID: A2HP10 Calib Start Date: 09/07/2013 14:18

GC Column: CLP-2 ID: 0.53(mm) Calib End Date: 09/07/2013 15:34

Lab File ID: P1000023.D Conc. Units: ng/uL

ANALYTE	CURVE TYPE	AVE CF	CF	MIN CF	CALC AMOUNT	SPIKE AMOUNT	%D	MAX %D
PCB-1016 Peak 1	Ave	15461736	15434408		0.499	0.500	-0.2	20.0
PCB-1016 Peak 2	Ave	30387327	29060578		0.478	0.500	-4.4	20.0
PCB-1016 Peak 3	Ave	60706815	60176108		0.496	0.500	-0.9	20.0
PCB-1016 Peak 4	Ave	26642800	25883628		0.486	0.500	-2.8	20.0
PCB-1016 Peak 5	Ave	21489845	20960422		0.488	0.500	-2.5	20.0
PCB-1260 Peak 1	Ave	40980328	40698990		0.497	0.500	-0.7	20.0
PCB-1260 Peak 2	Ave	46079654	46175224		0.501	0.500	0.2	20.0
PCB-1260 Peak 3	Ave	66000741	66142720		0.501	0.500	0.2	20.0
PCB-1260 Peak 4	Ave	85444962	84576960		0.495	0.500	-1.0	20.0
PCB-1260 Peak 5	Ave	63164965	62782344		0.497	0.500	-0.6	20.0
Tetrachloro-m-xylene	Ave	860294822	879322480		0.0256	0.0250	2.2	20.0
Decachlorobiphenyl	Ave	738693395	745203520		0.0252	0.0250	0.9	20.0

FORM VII
PCBS CONTINUING CALIBRATION DATA

Lab Name: TestAmerica Canton Job No.: 240-28528-1

SDG No.:

Lab Sample ID: CCV 240-101275/38 Calibration Date: 09/13/2013 11:31

Instrument ID: A2HP10 Calib Start Date: 09/07/2013 14:18

GC Column: CLP-1 ID: 0.53(mm) Calib End Date: 09/07/2013 15:34

Lab File ID: P1000038.D Conc. Units: ng/uL

ANALYTE	CURVE TYPE	AVE CF	CF	MIN CF	CALC AMOUNT	SPIKE AMOUNT	%D	MAX %D
PCB-1016 Peak 1	Ave	18920540	18801660		0.497	0.500	-0.6	20.0
PCB-1016 Peak 2	Ave	34625932	36370060		0.525	0.500	5.0	20.0
PCB-1016 Peak 3	Ave	71170378	72754088		0.511	0.500	2.2	20.0
PCB-1016 Peak 4	Ave	29929763	32944864		0.550	0.500	10.1	20.0
PCB-1016 Peak 5	Ave	31126854	32597502		0.524	0.500	4.7	20.0
PCB-1260 Peak 1	Ave	45184957	45349334		0.502	0.500	0.4	20.0
PCB-1260 Peak 2	Ave	80812617	81765752		0.506	0.500	1.2	20.0
PCB-1260 Peak 3	Ave	75433653	78247040		0.519	0.500	3.7	20.0
PCB-1260 Peak 4	Ave	109610550	119716902		0.546	0.500	9.2	20.0
PCB-1260 Peak 5	Ave	48673339	52168992		0.536	0.500	7.2	20.0
Tetrachloro-m-xylene	Ave	1077204960	1145289400		0.0266	0.0250	6.3	20.0
Decachlorobiphenyl	Ave	1033200298	1041362560		0.0252	0.0250	0.8	20.0

FORM VII
PCBS CONTINUING CALIBRATION DATA

Lab Name: TestAmerica Canton Job No.: 240-28528-1

SDG No.:

Lab Sample ID: CCV 240-101275/38 Calibration Date: 09/13/2013 11:31

Instrument ID: A2HP10 Calib Start Date: 09/07/2013 14:18

GC Column: CLP-2 ID: 0.53(mm) Calib End Date: 09/07/2013 15:34

Lab File ID: P1000038.D Conc. Units: ng/uL

ANALYTE	CURVE TYPE	AVE CF	CF	MIN CF	CALC AMOUNT	SPIKE AMOUNT	%D	MAX %D
PCB-1016 Peak 1	Ave	15461736	15577732		0.504	0.500	0.8	20.0
PCB-1016 Peak 2	Ave	30387327	30962050		0.509	0.500	1.9	20.0
PCB-1016 Peak 3	Ave	60706815	63001218		0.519	0.500	3.8	20.0
PCB-1016 Peak 4	Ave	26642800	27138926		0.509	0.500	1.9	20.0
PCB-1016 Peak 5	Ave	21489845	21319956		0.496	0.500	-0.8	20.0
PCB-1260 Peak 1	Ave	40980328	40660984		0.496	0.500	-0.8	20.0
PCB-1260 Peak 2	Ave	46079654	46990492		0.510	0.500	2.0	20.0
PCB-1260 Peak 3	Ave	66000741	68081262		0.516	0.500	3.2	20.0
PCB-1260 Peak 4	Ave	85444962	88173540		0.516	0.500	3.2	20.0
PCB-1260 Peak 5	Ave	63164965	66424442		0.526	0.500	5.2	20.0
Tetrachloro-m-xylene	Ave	860294822	894334040		0.0260	0.0250	4.0	20.0
Decachlorobiphenyl	Ave	738693395	772380760		0.0261	0.0250	4.6	20.0

FORM II
GC VOA SURROGATE RECOVERY

Lab Name: TestAmerica Canton Job No.: 240-28528-1

SDG No.:

Matrix: Solid Level: Low

GC Column (1): RTX-VRX ID: 0.45 (mm)

Client Sample ID	Lab Sample ID	TFT1 #
DR-SB-219-02-04	240-28528-1	88
DR-SB-219-08-10	240-28528-2	105
DR-SB-220-02-04	240-28528-3	62
DR-SB-220-04-06	240-28528-4	97
DR-SB-221-04-06	240-28528-5	99
DR-SB-221-08-10	240-28528-6	99
DR-SB-222-02-04	240-28528-7	98
DR-SB-222-08-10	240-28528-8	91
DR-SB-223-04-06	240-28528-9	99
DR-SB-223-06-08	240-28528-10	97
DR-SB-224-02-04	240-28528-11	101
DR-SB-224-06-08	240-28528-12	94
DR-SB-225-02-04	240-28528-13	105
DR-SB-225-04-06	240-28528-14	100
	MB 240-100087/1-A	102
	LCS 240-100087/2-A	126
DR-SB-219-08-10 MS	240-28528-2 MS	122
DR-SB-219-08-10 MSD	240-28528-2 MSD	126

	QC LIMITS
TFT = Trifluorotoluene (Surr)	10-150

Column to be used to flag recovery values

FORM II 8015C

FORM IV
GC VOA METHOD BLANK SUMMARY

Lab Name: TestAmerica Canton Job No.: 240-28528-1

SDG No.:

Lab Sample ID: MB 240-100087/1-A

Matrix: Solid Date Extracted: 09/04/2013 10:52

Lab File ID:(1) YF090405.D Lab File ID:(2)

Date Analyzed:(1) 09/04/2013 16:37 Date Analyzed:(2)

Instrument ID:(1) YPID Instrument ID:(2)

GC Column:(1) RTX-VRX ID: 0.45(mm) GC Column:(2) ID:

THIS METHOD BLANK APPLIES TO THE FOLLOWING SAMPLES:

CLIENT SAMPLE ID	LAB SAMPLE ID	DATE ANALYZED 1	DATE ANALYZED 2
	LCS 240-100087/2-A	09/04/2013 17:16	
DR-SB-219-02-04	240-28528-1	09/04/2013 18:33	
DR-SB-219-08-10	240-28528-2	09/04/2013 19:11	
DR-SB-219-08-10 MS	240-28528-2 MS	09/04/2013 19:50	
DR-SB-219-08-10 MSD	240-28528-2 MSD	09/04/2013 20:28	
DR-SB-220-02-04	240-28528-3	09/04/2013 21:07	
DR-SB-220-04-06	240-28528-4	09/04/2013 22:25	
DR-SB-221-04-06	240-28528-5	09/04/2013 23:04	
DR-SB-221-08-10	240-28528-6	09/04/2013 23:43	
DR-SB-222-02-04	240-28528-7	09/05/2013 00:23	
DR-SB-222-08-10	240-28528-8	09/05/2013 01:03	
DR-SB-223-04-06	240-28528-9	09/05/2013 01:42	
DR-SB-223-06-08	240-28528-10	09/05/2013 02:22	
DR-SB-224-02-04	240-28528-11	09/05/2013 03:01	
DR-SB-224-06-08	240-28528-12	09/05/2013 04:18	
DR-SB-225-02-04	240-28528-13	09/05/2013 04:56	
DR-SB-225-04-06	240-28528-14	09/05/2013 05:35	

FORM I

GC VOA ORGANICS ANALYSIS DATA SHEET

Lab Name: TestAmerica Canton Job No.: 240-28528-1

SDG No.:

Client Sample ID: Lab Sample ID: MB 240-100087/1-A

Matrix: Solid Lab File ID: YF090405.D

Analysis Method: 8015C Date Collected:

Sample wt/vol: 5(g) Date Analyzed: 09/04/2013 16:37

Soil Aliquot Vol: Dilution Factor: 1

Soil Extract Vol.: GC Column: RTX-VRX ID: 0.45(mm)

% Moisture: Level: (low/med) Low

Analysis Batch No.: 100117 Units: ug/Kg

CAS NO.	COMPOUND NAME	RESULT	Q	RL	MDL
8006-61-9	Total Petroleum Hydrocarbons (C6-C10)	100	U	100	46

CAS NO.	SURROGATE	%REC	Q	LIMITS
98-08-8	Trifluorotoluene (Surr)	102		10-150

GC VOA BATCH WORKSHEET

Lab Name: TestAmerica Canton Job No.: 240-28528-1

SDG No.:

Batch Number: 100087 Batch Start Date: 09/04/13 10:52 Batch Analyst: Shock, Ray

Batch Method: 5030B Batch End Date:

Lab Sample ID	Client Sample ID	Method Chain	Basis	InitialAmount	FinalAmount				
MB 240-100087/1		5030B, 8015C		5 g	5 mL				
LCS 240-100087/2		5030B, 8015C		5 g	5 mL				
240-28528-E-1	DR-SB-219-02-04	5030B, 8015C	T	5.28 g	5 mL				
240-28528-E-2	DR-SB-219-08-10	5030B, 8015C	T	4.99 g	5 mL				
240-28528-E-2 MS	DR-SB-219-08-10	5030B, 8015C	T	4.93 g	5 mL				
240-28528-E-2 MSD	DR-SB-219-08-10	5030B, 8015C	T	5.01 g	5 mL				
240-28528-E-3	DR-SB-220-02-04	5030B, 8015C	T	4.97 g	5 mL				
240-28528-E-4	DR-SB-220-04-06	5030B, 8015C	T	5.20 g	5 mL				
240-28528-E-5	DR-SB-221-04-06	5030B, 8015C	T	4.97 g	5 mL				
240-28528-E-6	DR-SB-221-08-10	5030B, 8015C	T	5.21 g	5 mL				
240-28528-E-7	DR-SB-222-02-04	5030B, 8015C	T	5.10 g	5 mL				
240-28528-E-8	DR-SB-222-08-10	5030B, 8015C	T	5.13 g	5 mL				
240-28528-E-9	DR-SB-223-04-06	5030B, 8015C	T	5.31 g	5 mL				
240-28528-E-10	DR-SB-223-06-08	5030B, 8015C	T	5.04 g	5 mL				
240-28528-E-11	DR-SB-224-02-04	5030B, 8015C	T	5.08 g	5 mL				
240-28528-E-12	DR-SB-224-06-08	5030B, 8015C	T	1.06 g	5 mL				
240-28528-E-13	DR-SB-225-02-04	5030B, 8015C	T	5.30 g	5 mL				
240-28528-E-14	DR-SB-225-04-06	5030B, 8015C	T	5.05 g	5 mL				

Batch Notes	
Balance ID	b045
Blank Soil Lot Number	126175

Basis	Basis Description
T	Total/NA

The pound sign (#) in the amount added field denotes that the reagent was used undiluted. All calculations are performed using the stated concentration for this reagent.

FORM III
GC VOA LAB CONTROL SAMPLE RECOVERY

Lab Name: TestAmerica Canton Job No.: 240-28528-1

SDG No.:

Matrix: Solid Level: Low Lab File ID: YF090406.D

Lab ID: LCS 240-100087/2-A Client ID:

COMPOUND	SPIKE ADDED (ug/Kg)	LCS CONCENTRATION (ug/Kg)	LCS % REC	QC LIMITS REC	#
Total Petroleum Hydrocarbons (C6-C10)	800	849	106	60-142	

Column to be used to flag recovery and RPD values

FORM III 8015C

FORM III
GC VOA MATRIX SPIKE RECOVERY

Lab Name: TestAmerica Canton Job No.: 240-28528-1

SDG No.:

Matrix: Solid Level: Low Lab File ID: YF090410.D

Lab ID: 240-28528-2 MS Client ID: DR-SB-219-08-10 MS

COMPOUND	SPIKE ADDED (ug/Kg)	SAMPLE CONCENTRATION (ug/Kg)	MS CONCENTRATION (ug/Kg)	MS % REC	QC LIMITS REC	#
Total Petroleum Hydrocarbons (C6-C10)	901	110 U	927	103	10-142	

Column to be used to flag recovery and RPD values

FORM III 8015C

FORM III
GC VOA MATRIX SPIKE DUPLICATE RECOVERY

Lab Name: TestAmerica Canton Job No.: 240-28528-1

SDG No.:

Matrix: Solid Level: Low Lab File ID: YF090411.D

Lab ID: 240-28528-2 MSD Client ID: DR-SB-219-08-10 MSD

COMPOUND	SPIKE ADDED (ug/Kg)	MSD CONCENTRATION (ug/Kg)	MSD % REC	% RPD	QC LIMITS RPD	QC LIMITS REC	#
Total Petroleum Hydrocarbons (C6-C10)	887	969	109	4	94	10-142	

Column to be used to flag recovery and RPD values

FORM III 8015C

GC VOA ANALYSIS RUN LOG

Lab Name: TestAmerica Canton Job No.: 240-28528-1

SDG No.:

Instrument ID: YPID Start Date: 08/21/2013 11:53

Analysis Batch Number: 98316 End Date: 08/21/2013 16:00

LAB SAMPLE ID	CLIENT SAMPLE ID	DATE ANALYZED	DILUTION FACTOR	LAB FILE ID	COLUMN ID
STD1 240-98316/5 IC		08/21/2013 11:53	1	YF082105.D	RTX-VRX 0.45(mm)
STD2 240-98316/6 IC		08/21/2013 12:34	1	YF082106.D	RTX-VRX 0.45(mm)
STD3 240-98316/7 IC		08/21/2013 13:16	1	YF082107.D	RTX-VRX 0.45(mm)
STD4 240-98316/8 ICRT		08/21/2013 13:57	1	YF082108.D	RTX-VRX 0.45(mm)
STD5 240-98316/9 IC		08/21/2013 14:38	1	YF082109.D	RTX-VRX 0.45(mm)
STD6 240-98316/10 IC		08/21/2013 15:19	1	YF082110.D	RTX-VRX 0.45(mm)
ICV 240-98316/11		08/21/2013 16:00	1	YF082111.D	RTX-VRX 0.45(mm)

FORM VI
GC VOA INITIAL CALIBRATION DATA
EXTERNAL STANDARD CURVE EVALUATION

Lab Name: TestAmerica Canton Job No.: 240-28528-1 Analy Batch No.: 98316

SDG No.:

Instrument ID: YPID GC Column: RTX-VRX ID: 0.45(mm) Heated Purge: (Y/N) N

Calibration Start Date: 08/21/2013 11:53 Calibration End Date: 08/21/2013 15:19 Calibration ID: 17011

Calibration Files:

LEVEL:	LAB SAMPLE ID:	LAB FILE ID:
Level 1	STD1 240-98316/5	YF082105.D
Level 2	STD2 240-98316/6	YF082106.D
Level 3	STD3 240-98316/7	YF082107.D
Level 4	STD4 240-98316/8	YF082108.D
Level 5	STD5 240-98316/9	YF082109.D
Level 6	STD6 240-98316/10	YF082110.D

ANALYTE	CF				CURVE TYPE	COEFFICIENT			#	MIN CF	%RSD	#	MAX %RSD	R^2 OR COD	#	MIN R^2 OR COD
	LVL 1 LVL 5	LVL 2 LVL 6	LVL 3	LVL 4		B	M1	M2								
Total Petroleum Hydrocarbons (C6-C10)	218793 178073	200683 168402	185221	179733	Ave		188484.161				9.7		20.0			
C6-C12	253410 192449	217081 182497	201115	194347	Ave		206816.484				12.0		20.0			
Trifluorotoluene (Surr)	208336 165275	165005 153793	163672	170026	Ave		171017.973				11.0		20.0			

Note: The m1 coefficient is the same as Ave CF for an Ave curve type.

FORM VII
GC VOA CONTINUING CALIBRATION DATA

Lab Name: TestAmerica Canton Job No.: 240-28528-1

SDG No.:

Lab Sample ID: ICV 240-98316/11 Calibration Date: 08/21/2013 16:00

Instrument ID: YPID Calib Start Date: 08/21/2013 11:53

GC Column: RTX-VRX ID: 0.45(mm) Calib End Date: 08/21/2013 15:19

Lab File ID: YF082111.D Conc. Units: ug/L Heated Purge: (Y/N) N

ANALYTE	CURVE TYPE	AVE CF	CF	MIN CF	CALC AMOUNT	SPIKE AMOUNT	%D	MAX %D
Total Petroleum Hydrocarbons (C6-C10)	Ave	188484	170634		724	800	-9.5	20.0
C6-C12	Ave	206816	191323		740	800	-7.5	20.0
Trifluorotoluene (Surr)	Ave	171018	169240		9.90	10.0	-1.0	20.0

GC VOA ANALYSIS RUN LOG

Lab Name: TestAmerica Canton Job No.: 240-28528-1

SDG No.:

Instrument ID: YPID Start Date: 09/04/2013 15:58

Analysis Batch Number: 100117 End Date: 09/05/2013 08:48

LAB SAMPLE ID	CLIENT SAMPLE ID	DATE ANALYZED	DILUTION FACTOR	LAB FILE ID	COLUMN ID
CCV 240-100117/4 CCVRT		09/04/2013 15:58	1	YF090404.D	RTX-VRX 0.45(mm)
MB 240-100087/1-A		09/04/2013 16:37	1	YF090405.D	RTX-VRX 0.45(mm)
LCS 240-100087/2-A		09/04/2013 17:16	1	YF090406.D	RTX-VRX 0.45(mm)
ZZZZZ		09/04/2013 17:54	1		RTX-VRX 0.45(mm)
240-28528-1	DR-SB-219-02-04	09/04/2013 18:33	1	YF090408.D	RTX-VRX 0.45(mm)
240-28528-2	DR-SB-219-08-10	09/04/2013 19:11	1	YF090409.D	RTX-VRX 0.45(mm)
240-28528-2 MS	DR-SB-219-08-10 MS	09/04/2013 19:50	1	YF090410.D	RTX-VRX 0.45(mm)
240-28528-2 MSD	DR-SB-219-08-10 MSD	09/04/2013 20:28	1	YF090411.D	RTX-VRX 0.45(mm)
240-28528-3	DR-SB-220-02-04	09/04/2013 21:07	1	YF090412.D	RTX-VRX 0.45(mm)
CCV 240-100117/13		09/04/2013 21:46	1	YF090413.D	RTX-VRX 0.45(mm)
240-28528-4	DR-SB-220-04-06	09/04/2013 22:25	1	YF090414.D	RTX-VRX 0.45(mm)
240-28528-5	DR-SB-221-04-06	09/04/2013 23:04	1	YF090415.D	RTX-VRX 0.45(mm)
240-28528-6	DR-SB-221-08-10	09/04/2013 23:43	1	YF090416.D	RTX-VRX 0.45(mm)
240-28528-7	DR-SB-222-02-04	09/05/2013 00:23	1	YF090417.D	RTX-VRX 0.45(mm)
240-28528-8	DR-SB-222-08-10	09/05/2013 01:03	1	YF090418.D	RTX-VRX 0.45(mm)
240-28528-9	DR-SB-223-04-06	09/05/2013 01:42	1	YF090419.D	RTX-VRX 0.45(mm)
240-28528-10	DR-SB-223-06-08	09/05/2013 02:22	1	YF090420.D	RTX-VRX 0.45(mm)
240-28528-11	DR-SB-224-02-04	09/05/2013 03:01	1	YF090421.D	RTX-VRX 0.45(mm)
CCV 240-100117/22		09/05/2013 03:39	1	YF090422.D	RTX-VRX 0.45(mm)
240-28528-12	DR-SB-224-06-08	09/05/2013 04:18	1	YF090423.D	RTX-VRX 0.45(mm)
240-28528-13	DR-SB-225-02-04	09/05/2013 04:56	1	YF090424.D	RTX-VRX 0.45(mm)
240-28528-14	DR-SB-225-04-06	09/05/2013 05:35	1	YF090425.D	RTX-VRX 0.45(mm)
ZZZZZ		09/05/2013 06:13	1		RTX-VRX 0.45(mm)
ZZZZZ		09/05/2013 06:52	1		RTX-VRX 0.45(mm)
ZZZZZ		09/05/2013 07:31	1		RTX-VRX 0.45(mm)
ZZZZZ		09/05/2013 08:10	1		RTX-VRX 0.45(mm)
CCV 240-100117/30		09/05/2013 08:48	1	YF090430.D	RTX-VRX 0.45(mm)

FORM VIII
GC VOA ANALYTICAL SEQUENCE

Lab Name: TestAmerica Canton Job No.: 240-28528-1

SDG No.:

Sample No.: CCV 240-100117/4 Date Analyzed: 09/04/2013 15:58

Instrument ID: YPID GC Column: RTX-VRX ID: 0.45(mm)

Lab File ID (Standard): YF090404.D Heated Purge: (Y/N) N

Calibration ID: 17011

THE ANALYTICAL SEQUENCE OF BLANKS, SAMPLES, STANDARDS, MS/MSDs AND LCSs IS GIVEN BELOW:

				TFT RT #		
CONTINUING CALIBRATION SURROGATE				9.83		
UPPER LIMIT				9.93		
LOWER LIMIT				9.73		
LAB SAMPLE ID	CLIENT SAMPLE ID	DATE ANALYZED	LAB FILE ID			
CCV 240-100117/4 CCVRT		09/04/2013 15:58	YF090404.D	9.83		
MB 240-100087/1-A		09/04/2013 16:37	YF090405.D	9.82		
LCS 240-100087/2-A		09/04/2013 17:16	YF090406.D	9.83		
240-28528-1	DR-SB-219-02-04	09/04/2013 18:33	YF090408.D	9.82		
240-28528-2	DR-SB-219-08-10	09/04/2013 19:11	YF090409.D	9.82		
240-28528-2 MS	DR-SB-219-08-10 MS	09/04/2013 19:50	YF090410.D	9.83		
240-28528-2 MSD	DR-SB-219-08-10 MSD	09/04/2013 20:28	YF090411.D	9.83		
240-28528-3	DR-SB-220-02-04	09/04/2013 21:07	YF090412.D	9.82		
CCV 240-100117/13		09/04/2013 21:46	YF090413.D	9.83		
240-28528-4	DR-SB-220-04-06	09/04/2013 22:25	YF090414.D	9.82		
240-28528-5	DR-SB-221-04-06	09/04/2013 23:04	YF090415.D	9.82		
240-28528-6	DR-SB-221-08-10	09/04/2013 23:43	YF090416.D	9.82		
240-28528-7	DR-SB-222-02-04	09/05/2013 00:23	YF090417.D	9.82		
240-28528-8	DR-SB-222-08-10	09/05/2013 01:03	YF090418.D	9.82		
240-28528-9	DR-SB-223-04-06	09/05/2013 01:42	YF090419.D	9.82		
240-28528-10	DR-SB-223-06-08	09/05/2013 02:22	YF090420.D	9.82		
240-28528-11	DR-SB-224-02-04	09/05/2013 03:01	YF090421.D	9.82		
CCV 240-100117/22		09/05/2013 03:39	YF090422.D	9.83		
240-28528-12	DR-SB-224-06-08	09/05/2013 04:18	YF090423.D	9.83		
240-28528-13	DR-SB-225-02-04	09/05/2013 04:56	YF090424.D	9.82		
240-28528-14	DR-SB-225-04-06	09/05/2013 05:35	YF090425.D	9.82		
CCV 240-100117/30		09/05/2013 08:48	YF090430.D	9.83		

TFT = Trifluorotoluene (Surr)

TFT RT Limit = ± 0.1 minutes of surrogate RT

Column used to flag values outside QC limits

FORM VIII 8015C

FORM VII
GC VOA CONTINUING CALIBRATION DATA

Lab Name: TestAmerica Canton Job No.: 240-28528-1

SDG No.:

Lab Sample ID: CCV 240-100117/4 Calibration Date: 09/04/2013 15:58

Instrument ID: YPID Calib Start Date: 08/21/2013 11:53

GC Column: RTX-VRX ID: 0.45(mm) Calib End Date: 08/21/2013 15:19

Lab File ID: YF090404.D Conc. Units: ug/L Heated Purge: (Y/N) N

ANALYTE	CURVE TYPE	AVE CF	CF	MIN CF	CALC AMOUNT	SPIKE AMOUNT	%D	MAX %D
Total Petroleum Hydrocarbons (C6-C10)	Ave	188484	209939		891	800	11.4	20.0
C6-C12	Ave	206816	228196		883	800	10.3	20.0
Trifluorotoluene (Surr)	Ave	171018	195454		11.4	10.0	14.3	20.0

FORM VII
GC VOA CONTINUING CALIBRATION DATA

Lab Name: TestAmerica Canton Job No.: 240-28528-1

SDG No.:

Lab Sample ID: CCV 240-100117/13 Calibration Date: 09/04/2013 21:46

Instrument ID: YPID Calib Start Date: 08/21/2013 11:53

GC Column: RTX-VRX ID: 0.45(mm) Calib End Date: 08/21/2013 15:19

Lab File ID: YF090413.D Conc. Units: ug/L Heated Purge: (Y/N) N

ANALYTE	CURVE TYPE	AVE CF	CF	MIN CF	CALC AMOUNT	SPIKE AMOUNT	%D	MAX %D
Total Petroleum Hydrocarbons (C6-C10)	Ave	188484	192169		816	800	2.0	20.0
C6-C12	Ave	206816	206611		799	800	-0.1	20.0
Trifluorotoluene (Surr)	Ave	171018	196942		11.5	10.0	15.2	20.0

FORM VII
GC VOA CONTINUING CALIBRATION DATA

Lab Name: TestAmerica Canton Job No.: 240-28528-1

SDG No.:

Lab Sample ID: CCV 240-100117/22 Calibration Date: 09/05/2013 03:39

Instrument ID: YPID Calib Start Date: 08/21/2013 11:53

GC Column: RTX-VRX ID: 0.45(mm) Calib End Date: 08/21/2013 15:19

Lab File ID: YF090422.D Conc. Units: ug/L Heated Purge: (Y/N) N

ANALYTE	CURVE TYPE	AVE CF	CF	MIN CF	CALC AMOUNT	SPIKE AMOUNT	%D	MAX %D
Total Petroleum Hydrocarbons (C6-C10)	Ave	188484	189220		803	800	0.4	20.0
C6-C12	Ave	206816	203009		785	800	-1.8	20.0
Trifluorotoluene (Surr)	Ave	171018	190371		11.1	10.0	11.3	20.0

FORM VII
GC VOA CONTINUING CALIBRATION DATA

Lab Name: TestAmerica Canton Job No.: 240-28528-1

SDG No.:

Lab Sample ID: CCV 240-100117/30 Calibration Date: 09/05/2013 08:48

Instrument ID: YPID Calib Start Date: 08/21/2013 11:53

GC Column: RTX-VRX ID: 0.45(mm) Calib End Date: 08/21/2013 15:19

Lab File ID: YF090430.D Conc. Units: ug/L Heated Purge: (Y/N) N

ANALYTE	CURVE TYPE	AVE CF	CF	MIN CF	CALC AMOUNT	SPIKE AMOUNT	%D	MAX %D
Total Petroleum Hydrocarbons (C6-C10)	Ave	188484	188388		800	800	-0.0	20.0
C6-C12	Ave	206816	202120		782	800	-2.3	20.0
Trifluorotoluene (Surr)	Ave	171018	185108		10.8	10.0	8.2	20.0

FORM II
DIESEL RANGE ORGANICS SURROGATE RECOVERY

Lab Name: TestAmerica Canton Job No.: 240-28528-1

SDG No.:

Matrix: Solid Level: Low

GC Column (1): ID:

Client Sample ID	Lab Sample ID	C91 #
DR-SB-219-02-04	240-28528-1	24
DR-SB-219-08-10	240-28528-2	33
DR-SB-220-02-04	240-28528-3	26
DR-SB-220-04-06	240-28528-4	25
DR-SB-221-04-06	240-28528-5	35
DR-SB-221-08-10	240-28528-6	34
DR-SB-222-02-04	240-28528-7	26
DR-SB-222-08-10	240-28528-8	31
DR-SB-223-04-06	240-28528-9	27
DR-SB-223-06-08	240-28528-10	35
DR-SB-224-02-04	240-28528-11	40
DR-SB-224-06-08	240-28528-12	35
DR-SB-225-02-04	240-28528-13	34
DR-SB-225-04-06	240-28528-14	44
	MB 240-100165/23-A	51
	MB 240-100578/15-A	52
	LCS 240-100165/24-A	50
	LCS 240-100578/16-A	57
DR-SB-223-04-06 MS	240-28528-9 MS	24
	240-28528-G-18-D MS	27
DR-SB-223-04-06 MSD	240-28528-9 MSD	33
	240-28528-G-18-E MSD	25

	QC LIMITS
C9 = n-Nonane	10-110

Column to be used to flag recovery values

FORM II 8015C

FORM IV
DIESEL RANGE ORGANICS METHOD BLANK SUMMARY

Lab Name: TestAmerica Canton Job No.: 240-28528-1

SDG No.:

Lab Sample ID: MB 240-100165/23-A

Matrix: Solid Date Extracted: 09/05/2013 06:52

Lab File ID:(1) P5F90521.D Lab File ID:(2)

Date Analyzed:(1) 09/05/2013 22:42 Date Analyzed:(2)

Instrument ID:(1) A2HP5F Instrument ID:(2)

GC Column:(1) ID: GC Column:(2) ID:

THIS METHOD BLANK APPLIES TO THE FOLLOWING SAMPLES:

CLIENT SAMPLE ID	LAB SAMPLE ID	DATE ANALYZED 1	DATE ANALYZED 2
	LCS 240-100165/24-A	09/05/2013 23:12	
DR-SB-219-02-04	240-28528-1	09/06/2013 05:40	
DR-SB-219-08-10	240-28528-2	09/06/2013 06:10	
DR-SB-220-02-04	240-28528-3	09/06/2013 06:40	
DR-SB-220-04-06	240-28528-4	09/06/2013 07:09	
DR-SB-221-04-06	240-28528-5	09/06/2013 07:39	
DR-SB-221-08-10	240-28528-6	09/06/2013 08:09	
DR-SB-222-02-04	240-28528-7	09/06/2013 08:39	
DR-SB-222-08-10	240-28528-8	09/06/2013 09:39	
DR-SB-223-04-06	240-28528-9	09/06/2013 10:09	
DR-SB-223-04-06 MS	240-28528-9 MS	09/06/2013 10:39	
DR-SB-223-04-06 MSD	240-28528-9 MSD	09/06/2013 11:09	

FORM I

DIESEL RANGE ORGANICS ANALYSIS DATA SHEET

Lab Name: TestAmerica Canton Job No.: 240-28528-1

SDG No.:

Client Sample ID: Lab Sample ID: MB 240-100165/23-A

Matrix: Solid Lab File ID: P5F90521.D

Analysis Method: 8015C Date Collected:

Extraction Method: 3550C Date Extracted: 09/05/2013 06:52

Sample wt/vol: 30.00(g) Date Analyzed: 09/05/2013 22:42

Con. Extract Vol.: 5(mL) Dilution Factor: 1

Injection Volume: 1(uL) GC Column: ID:

% Moisture: GPC Cleanup:(Y/N) N

Analysis Batch No.: 100235 Units: mg/Kg

CAS NO.	COMPOUND NAME	RESULT	Q	RL	MDL
STL00141	Total Petroleum Hydrocarbons (C10-C32)	17	U	17	9.3

CAS NO.	SURROGATE	%REC	Q	LIMITS
111-84-2	n-Nonane	51		10-110

DIESEL RANGE ORGANICS BATCH WORKSHEET

Lab Name: TestAmerica Canton Job No.: 240-28528-1

SDG No.:

Batch Number: 100165 Batch Start Date: 09/05/13 06:52 Batch Analyst: Coast, Chris

Batch Method: 3550C Batch End Date:

Lab Sample ID	Client Sample ID	Method Chain	Basis	InitialAmount	FinalAmount	EXDIESELSPKW 00032	EXTPHSURR 00020		
240-28528-G-1	DR-SB-219-02-04	3550C, 8015C	T	30.34 g	5 mL		1 mL		
240-28528-G-2	DR-SB-219-08-10	3550C, 8015C	T	29.52 g	5 mL		1 mL		
240-28528-G-3	DR-SB-220-02-04	3550C, 8015C	T	29.83 g	5 mL		1 mL		
240-28528-G-4	DR-SB-220-04-06	3550C, 8015C	T	30.21 g	5 mL		1 mL		
240-28528-G-5	DR-SB-221-04-06	3550C, 8015C	T	30.28 g	5 mL		1 mL		
240-28528-G-6	DR-SB-221-08-10	3550C, 8015C	T	30.07 g	5 mL		1 mL		
240-28528-G-7	DR-SB-222-02-04	3550C, 8015C	T	30.39 g	5 mL		1 mL		
240-28528-G-8	DR-SB-222-08-10	3550C, 8015C	T	29.85 g	5 mL		1 mL		
240-28528-G-9	DR-SB-223-04-06	3550C, 8015C	T	29.68 g	5 mL		1 mL		
240-28528-G-9 MS	DR-SB-223-04-06	3550C, 8015C	T	29.66 g	5 mL	1 mL	1 mL		
240-28528-G-9 MSD	DR-SB-223-04-06	3550C, 8015C	T	30.05 g	5 mL	1 mL	1 mL		
MB 240-100165/23		3550C, 8015C		30.00 g	5 mL		1 mL		
LCS 240-100165/24		3550C, 8015C		30.00 g	5 mL	1 mL	1 mL		

Batch Notes	
Balance ID	b036
Person's name who did the concentration	se/ac
Na2SO4 Lot Number	963868
Prep Solvent Lot #	1131843

Basis	Basis Description
T	Total/NA

The pound sign (#) in the amount added field denotes that the reagent was used undiluted. All calculations are performed using the stated concentration for this reagent.

FORM III

DIESEL RANGE ORGANICS LAB CONTROL SAMPLE RECOVERY

Lab Name: TestAmerica Canton Job No.: 240-28528-1

SDG No.:

Matrix: Solid Level: Low Lab File ID: P5F90522.D

Lab ID: LCS 240-100165/24-A Client ID:

COMPOUND	SPIKE ADDED (mg/Kg)	LCS CONCENTRATION (mg/Kg)	LCS % REC	QC LIMITS REC	#
Diesel	83.3	60.3	72	47-138	

Column to be used to flag recovery and RPD values

FORM III 8015C

FORM III
DIESEL RANGE ORGANICS MATRIX SPIKE RECOVERY

Lab Name: TestAmerica Canton Job No.: 240-28528-1

SDG No.:

Matrix: Solid Level: Low Lab File ID: P5F90545.D

Lab ID: 240-28528-9 MS Client ID: DR-SB-223-04-06 MS

COMPOUND	SPIKE ADDED (mg/Kg)	SAMPLE CONCENTRATION (mg/Kg)	MS CONCENTRATION (mg/Kg)	MS % REC	QC LIMITS REC	#
Diesel	98.7	20 U	33.6	34	10-199	

Column to be used to flag recovery and RPD values

FORM III 8015C

FORM III

DIESEL RANGE ORGANICS MATRIX SPIKE DUPLICATE RECOVERY

Lab Name: TestAmerica Canton Job No.: 240-28528-1

SDG No.:

Matrix: Solid Level: Low Lab File ID: P5F90546.D

Lab ID: 240-28528-9 MSD Client ID: DR-SB-223-04-06 MSD

COMPOUND	SPIKE ADDED (mg/Kg)	MSD CONCENTRATION (mg/Kg)	MSD % REC	% RPD	QC LIMITS RPD	QC LIMITS REC	#
Diesel	97.5	45.5	47	30	30	10-199	

Column to be used to flag recovery and RPD values

FORM III 8015C

FORM IV
DIESEL RANGE ORGANICS METHOD BLANK SUMMARY

Lab Name: TestAmerica Canton Job No.: 240-28528-1

SDG No.:

Lab Sample ID: MB 240-100578/15-A

Matrix: Solid Date Extracted: 09/09/2013 07:04

Lab File ID:(1) P6F90906.D Lab File ID:(2)

Date Analyzed:(1) 09/09/2013 17:36 Date Analyzed:(2)

Instrument ID:(1) A2HP6F Instrument ID:(2)

GC Column:(1) RTX-5 ID: 0.53(mm) GC Column:(2) ID:

THIS METHOD BLANK APPLIES TO THE FOLLOWING SAMPLES:

CLIENT SAMPLE ID	LAB SAMPLE ID	DATE ANALYZED 1	DATE ANALYZED 2
	LCS 240-100578/16-A	09/09/2013 18:07	
DR-SB-223-06-08	240-28528-10	09/09/2013 18:38	
DR-SB-224-02-04	240-28528-11	09/09/2013 19:09	
DR-SB-224-06-08	240-28528-12	09/09/2013 19:40	
DR-SB-225-02-04	240-28528-13	09/09/2013 20:11	
DR-SB-225-04-06	240-28528-14	09/09/2013 20:42	
	240-28528-G-18-D MS	09/09/2013 23:17	
	240-28528-G-18-E MSD	09/09/2013 23:48	

FORM I
DIESEL RANGE ORGANICS ANALYSIS DATA SHEET

Lab Name: TestAmerica Canton | Job No.: 240-28528-1

SDG No.:

Client Sample ID: | Lab Sample ID: MB 240-100578/15-A

Matrix: Solid | Lab File ID: P6F90906.D

Analysis Method: 8015C | Date Collected:

Extraction Method: 3550C | Date Extracted: 09/09/2013 07:04

Sample wt/vol: 30.00(g) | Date Analyzed: 09/09/2013 17:36

Con. Extract Vol.: 5(mL) | Dilution Factor: 1

Injection Volume: 1(uL) | GC Column: RTX-5 ID: 0.53(mm)

% Moisture: | GPC Cleanup:(Y/N) N

Analysis Batch No.: 100711 | Units: mg/Kg

CAS NO.	COMPOUND NAME	RESULT	Q	RL	MDL
STL00141	Total Petroleum Hydrocarbons (C10-C32)	17	U	17	9.3

CAS NO.	SURROGATE	%REC	Q	LIMITS
111-84-2	n-Nonane	52		10-110

DIESEL RANGE ORGANICS BATCH WORKSHEET

Lab Name: TestAmerica Canton Job No.: 240-28528-1

SDG No.:

Batch Number: 100578 Batch Start Date: 09/09/13 07:04 Batch Analyst: Coast, Chris

Batch Method: 3550C Batch End Date:

Lab Sample ID	Client Sample ID	Method Chain	Basis	InitialAmount	FinalAmount	EXDIESELSPKW 00032	EXTPHSURR 00020		
240-28528-F-10	DR-SB-223-06-08	3550C, 8015C	T	29.81 g	5 mL		1 mL		
240-28528-G-11	DR-SB-224-02-04	3550C, 8015C	T	29.90 g	5 mL		1 mL		
240-28528-F-12	DR-SB-224-06-08	3550C, 8015C	T	29.75 g	5 mL		1 mL		
240-28528-G-13	DR-SB-225-02-04	3550C, 8015C	T	30.11 g	5 mL		1 mL		
240-28528-G-14	DR-SB-225-04-06	3550C, 8015C	T	29.56 g	5 mL		1 mL		
240-28528-G-18 MS		3550C, 8015C	T	29.59 g	5 mL	1 mL	1 mL		
240-28528-G-18 MSD		3550C, 8015C	T	29.72 g	5 mL	1 mL	1 mL		
MB 240-100578/15		3550C, 8015C		30.00 g	5 mL		1 mL		
LCS 240-100578/16		3550C, 8015C		30.00 g	5 mL	1 mL	1 mL		

Batch Notes	
Balance ID	b036
Na2SO4 Lot Number	963867
Prep Solvent Lot #	1131843

Basis	Basis Description
T	Total/NA

The pound sign (#) in the amount added field denotes that the reagent was used undiluted. All calculations are performed using the stated concentration for this reagent.

FORM III
DIESEL RANGE ORGANICS LAB CONTROL SAMPLE RECOVERY

Lab Name: TestAmerica Canton Job No.: 240-28528-1

SDG No.:

Matrix: Solid Level: Low Lab File ID: P6F90907.D

Lab ID: LCS 240-100578/16-A Client ID:

COMPOUND	SPIKE ADDED (mg/Kg)	LCS CONCENTRATION (mg/Kg)	LCS % REC	QC LIMITS REC	#
Diesel	83.3	69.5	83	47-138	

Column to be used to flag recovery and RPD values

FORM III 8015C

FORM III
DIESEL RANGE ORGANICS MATRIX SPIKE RECOVERY

Lab Name: TestAmerica Canton Job No.: 240-28528-1

SDG No.:

Matrix: Solid Level: Low Lab File ID: P6F90917.D

Lab ID: 240-28528-G-18-D MS Client ID:

COMPOUND	SPIKE ADDED (mg/Kg)	SAMPLE CONCENTRATION (mg/Kg)	MS CONCENTRATION (mg/Kg)	MS % REC	QC LIMITS REC	#
Diesel	104	21 U	49.9	48	10-199	

Column to be used to flag recovery and RPD values

FORM III 8015C

FORM III

DIESEL RANGE ORGANICS MATRIX SPIKE DUPLICATE RECOVERY

Lab Name: TestAmerica Canton Job No.: 240-28528-1

SDG No.:

Matrix: Solid Level: Low Lab File ID: P6F90918.D

Lab ID: 240-28528-G-18-E MSD Client ID:

COMPOUND	SPIKE ADDED (mg/Kg)	MSD CONCENTRATION (mg/Kg)	MSD % REC	% RPD	QC LIMITS RPD	QC LIMITS REC	#
Diesel	104	56.0	54	11	30	10-199	

Column to be used to flag recovery and RPD values

FORM III 8015C

DIESEL RANGE ORGANICS ANALYSIS RUN LOG

Lab Name: TestAmerica Canton Job No.: 240-28528-1

SDG No.:

Instrument ID: A2HP5F Start Date: 08/16/2013 17:57

Analysis Batch Number: 97853 End Date: 08/17/2013 02:26

LAB SAMPLE ID	CLIENT SAMPLE ID	DATE ANALYZED	DILUTION FACTOR	LAB FILE ID	COLUMN ID
STD1 240-97853/4 IC		08/16/2013 17:57	1	P5F81604.D	
STD2 240-97853/5 IC		08/16/2013 18:27	1	P5F81605.D	
STD3 240-97853/6 ICRT		08/16/2013 18:56	1	P5F81606.D	
STD4 240-97853/7 IC		08/16/2013 19:26	1	P5F81607.D	
STD5 240-97853/8 IC		08/16/2013 19:56	1	P5F81608.D	
ICV 240-97853/9		08/16/2013 20:26	1	P5F81609.D	
CCV 240-97853/11		08/16/2013 21:26	1		
ZZZZZ		08/17/2013 00:56	10		
ZZZZZ		08/17/2013 01:26	10		
ZZZZZ		08/17/2013 01:56	10		
CCV 240-97853/21		08/17/2013 02:26	1		

FORM VI
DIESEL RANGE ORGANICS INITIAL CALIBRATION DATA
EXTERNAL STANDARD CURVE EVALUATION

Lab Name: TestAmerica Canton Job No.: 240-28528-1 Analy Batch No.: 97853

SDG No.:

Instrument ID: A2HP5F GC Column: ID: Heated Purge: (Y/N) N

Calibration Start Date: 08/16/2013 17:57 Calibration End Date: 08/16/2013 19:56 Calibration ID: 16920

Calibration Files:

LEVEL:	LAB SAMPLE ID:	LAB FILE ID:
Level 1	STD1 240-97853/4	P5F81604.D
Level 2	STD2 240-97853/5	P5F81605.D
Level 3	STD3 240-97853/6	P5F81606.D
Level 4	STD4 240-97853/7	P5F81607.D
Level 5	STD5 240-97853/8	P5F81608.D

ANALYTE	CF				CURVE TYPE	COEFFICIENT			#	MIN CF	%RSD	#	MAX %RSD	R^2 OR COD	#	MIN R^2 OR COD
	LVL 1 LVL 5	LVL 2	LVL 3	LVL 4		B	M1	M2								
Diesel Range Organics [C10 - C28]	269681 248497	248694	258362	251168	Ave		255280.261				3.5		20.0			
n-Nonane	270628 268675	257877	275540	269926	Ave		268529.330				2.4		20.0			

Note: The m1 coefficient is the same as Ave CF for an Ave curve type.

FORM VII
DIESEL RANGE ORGANICS CONTINUING CALIBRATION DATA

Lab Name: TestAmerica Canton Job No.: 240-28528-1

SDG No.:

Lab Sample ID: ICV 240-97853/9 Calibration Date: 08/16/2013 20:26

Instrument ID: A2HP5F Calib Start Date: 08/16/2013 17:57

GC Column: ID: Calib End Date: 08/16/2013 19:56

Lab File ID: P5F81609.D Conc. Units: ng/uL

ANALYTE	CURVE TYPE	AVE CF	CF	MIN CF	CALC AMOUNT	SPIKE AMOUNT	%D	MAX %D
Diesel Range Organics [C10 - C28]	Ave	255280	224331		440	501	-12.1	20.0

DIESEL RANGE ORGANICS ANALYSIS RUN LOG

Lab Name: TestAmerica Canton Job No.: 240-28528-1

SDG No.:

Instrument ID: A2HP5F Start Date: 09/05/2013 14:13

Analysis Batch Number: 100235 End Date: 09/06/2013 11:39

LAB SAMPLE ID	CLIENT SAMPLE ID	DATE ANALYZED	DILUTION FACTOR	LAB FILE ID	COLUMN ID
CCV 240-100235/4 CCVRT		09/05/2013 14:13	1	P5F90504.D	
CCV 240-100235/20		09/05/2013 22:12	1	P5F90520.D	
MB 240-100165/23-A		09/05/2013 22:42	1	P5F90521.D	
LCS 240-100165/24-A		09/05/2013 23:12	1	P5F90522.D	
ZZZZZ		09/05/2013 23:41	1		
ZZZZZ		09/06/2013 00:12	1		
ZZZZZ		09/06/2013 00:41	1		
ZZZZZ		09/06/2013 01:11	1		
ZZZZZ		09/06/2013 01:41	1		
ZZZZZ		09/06/2013 02:11	1		
ZZZZZ		09/06/2013 02:41	1		
ZZZZZ		09/06/2013 03:11	1		
CCV 240-100235/31		09/06/2013 03:41	1	P5F90531.D	
ZZZZZ		09/06/2013 04:11	1		
ZZZZZ		09/06/2013 04:40	1		
ZZZZZ		09/06/2013 05:10	1		
240-28528-1	DR-SB-219-02-04	09/06/2013 05:40	1	P5F90535.D	
240-28528-2	DR-SB-219-08-10	09/06/2013 06:10	1	P5F90536.D	
240-28528-3	DR-SB-220-02-04	09/06/2013 06:40	1	P5F90537.D	
240-28528-4	DR-SB-220-04-06	09/06/2013 07:09	1	P5F90538.D	
240-28528-5	DR-SB-221-04-06	09/06/2013 07:39	1	P5F90539.D	
240-28528-6	DR-SB-221-08-10	09/06/2013 08:09	1	P5F90540.D	
240-28528-7	DR-SB-222-02-04	09/06/2013 08:39	1	P5F90541.D	
CCV 240-100235/42		09/06/2013 09:09	1	P5F90542.D	
240-28528-8	DR-SB-222-08-10	09/06/2013 09:39	1	P5F90543.D	
240-28528-9	DR-SB-223-04-06	09/06/2013 10:09	1	P5F90544.D	
240-28528-9 MS	DR-SB-223-04-06 MS	09/06/2013 10:39	1	P5F90545.D	
240-28528-9 MSD	DR-SB-223-04-06 MSD	09/06/2013 11:09	1	P5F90546.D	
CCV 240-100235/47		09/06/2013 11:39	1	P5F90547.D	

FORM VIII
DIESEL RANGE ORGANICS ANALYTICAL SEQUENCE

Lab Name: TestAmerica Canton Job No.: 240-28528-1

SDG No.:

Sample No.: CCV 240-100235/4 Date Analyzed: 09/05/2013 14:13

Instrument ID: A2HP5F GC Column: ID: ()

Lab File ID (Standard): P5F90504.D Heated Purge: (Y/N) N

Calibration ID: 16920

THE ANALYTICAL SEQUENCE OF BLANKS, SAMPLES, STANDARDS, MS/MSDs AND LCSs IS GIVEN BELOW:

				C9 RT #		
CONTINUING CALIBRATION SURROGATE				4.48		
UPPER LIMIT				4.58		
LOWER LIMIT				4.38		
LAB SAMPLE ID	CLIENT SAMPLE ID	DATE ANALYZED	LAB FILE ID			
CCV 240-100235/4 CCVRT		09/05/2013 14:13	P5F90504.D	4.48		
CCV 240-100235/20		09/05/2013 22:12	P5F90520.D	4.48		
MB 240-100165/23-A		09/05/2013 22:42	P5F90521.D	4.46		
LCS 240-100165/24-A		09/05/2013 23:12	P5F90522.D	4.47		
CCV 240-100235/31		09/06/2013 03:41	P5F90531.D	4.48		
240-28528-1	DR-SB-219-02-04	09/06/2013 05:40	P5F90535.D	4.47		
240-28528-2	DR-SB-219-08-10	09/06/2013 06:10	P5F90536.D	4.47		
240-28528-3	DR-SB-220-02-04	09/06/2013 06:40	P5F90537.D	4.47		
240-28528-4	DR-SB-220-04-06	09/06/2013 07:09	P5F90538.D	4.47		
240-28528-5	DR-SB-221-04-06	09/06/2013 07:39	P5F90539.D	4.47		
240-28528-6	DR-SB-221-08-10	09/06/2013 08:09	P5F90540.D	4.47		
240-28528-7	DR-SB-222-02-04	09/06/2013 08:39	P5F90541.D	4.47		
CCV 240-100235/42		09/06/2013 09:09	P5F90542.D	4.48		
240-28528-8	DR-SB-222-08-10	09/06/2013 09:39	P5F90543.D	4.47		
240-28528-9	DR-SB-223-04-06	09/06/2013 10:09	P5F90544.D	4.47		
240-28528-9 MS	DR-SB-223-04-06 MS	09/06/2013 10:39	P5F90545.D	4.47		
240-28528-9 MSD	DR-SB-223-04-06 MSD	09/06/2013 11:09	P5F90546.D	4.47		
CCV 240-100235/47		09/06/2013 11:39	P5F90547.D	4.48		

C9 = n-Nonane

C9 RT Limit = ± 0.1 minutes of surrogate RT

Column used to flag values outside QC limits

FORM VIII 8015C

FORM VII
DIESEL RANGE ORGANICS CONTINUING CALIBRATION DATA

Lab Name: TestAmerica Canton Job No.: 240-28528-1

SDG No.:

Lab Sample ID: CCV 240-100235/4 Calibration Date: 09/05/2013 14:13

Instrument ID: A2HP5F Calib Start Date: 08/16/2013 17:57

GC Column: ID: Calib End Date: 08/16/2013 19:56

Lab File ID: P5F90504.D Conc. Units: ng/uL

ANALYTE	CURVE TYPE	AVE CF	CF	MIN CF	CALC AMOUNT	SPIKE AMOUNT	%D	MAX %D
Diesel Range Organics [C10 - C28]	Ave	255280	265705		520	500	4.1	20.0
n-Nonane	Ave	268529	282772		52.7	50.0	5.3	20.0

FORM VII
DIESEL RANGE ORGANICS CONTINUING CALIBRATION DATA

Lab Name: TestAmerica Canton Job No.: 240-28528-1

SDG No.:

Lab Sample ID: CCV 240-100235/20 Calibration Date: 09/05/2013 22:12

Instrument ID: A2HP5F Calib Start Date: 08/16/2013 17:57

GC Column: ID: Calib End Date: 08/16/2013 19:56

Lab File ID: P5F90520.D Conc. Units: ng/uL

ANALYTE	CURVE TYPE	AVE CF	CF	MIN CF	CALC AMOUNT	SPIKE AMOUNT	%D	MAX %D
Diesel Range Organics [C10 - C28]	Ave	255280	274358		537	500	7.5	20.0
n-Nonane	Ave	268529	290723		54.1	50.0	8.3	20.0

FORM VII
DIESEL RANGE ORGANICS CONTINUING CALIBRATION DATA

Lab Name: TestAmerica Canton Job No.: 240-28528-1

SDG No.:

Lab Sample ID: CCV 240-100235/31 Calibration Date: 09/06/2013 03:41

Instrument ID: A2HP5F Calib Start Date: 08/16/2013 17:57

GC Column: ID: Calib End Date: 08/16/2013 19:56

Lab File ID: P5F90531.D Conc. Units: ng/uL

ANALYTE	CURVE TYPE	AVE CF	CF	MIN CF	CALC AMOUNT	SPIKE AMOUNT	%D	MAX %D
Diesel Range Organics [C10 - C28]	Ave	255280	296930		582	500	16.3	20.0
n-Nonane	Ave	268529	316514		58.9	50.0	17.9	20.0

FORM VII
DIESEL RANGE ORGANICS CONTINUING CALIBRATION DATA

Lab Name: TestAmerica Canton Job No.: 240-28528-1

SDG No.:

Lab Sample ID: CCV 240-100235/42 Calibration Date: 09/06/2013 09:09

Instrument ID: A2HP5F Calib Start Date: 08/16/2013 17:57

GC Column: ID: Calib End Date: 08/16/2013 19:56

Lab File ID: P5F90542.D Conc. Units: ng/uL

ANALYTE	CURVE TYPE	AVE CF	CF	MIN CF	CALC AMOUNT	SPIKE AMOUNT	%D	MAX %D
Diesel Range Organics [C10 - C28]	Ave	255280	295353		579	500	15.7	20.0
n-Nonane	Ave	268529	323484		60.2	50.0	20.5*	20.0

FORM VII
DIESEL RANGE ORGANICS CONTINUING CALIBRATION DATA

Lab Name: TestAmerica Canton Job No.: 240-28528-1

SDG No.:

Lab Sample ID: CCV 240-100235/47 Calibration Date: 09/06/2013 11:39

Instrument ID: A2HP5F Calib Start Date: 08/16/2013 17:57

GC Column: ID: Calib End Date: 08/16/2013 19:56

Lab File ID: P5F90547.D Conc. Units: ng/uL

ANALYTE	CURVE TYPE	AVE CF	CF	MIN CF	CALC AMOUNT	SPIKE AMOUNT	%D	MAX %D
Diesel Range Organics [C10 - C28]	Ave	255280	302147		592	500	18.4	20.0
n-Nonane	Ave	268529	319591		59.5	50.0	19.0	20.0

DIESEL RANGE ORGANICS ANALYSIS RUN LOG

Lab Name: TestAmerica Canton Job No.: 240-28528-1

SDG No.:

Instrument ID: A2HP6F Start Date: 09/05/2013 15:19

Analysis Batch Number: 100244 End Date: 09/06/2013 07:37

LAB SAMPLE ID	CLIENT SAMPLE ID	DATE ANALYZED	DILUTION FACTOR	LAB FILE ID	COLUMN ID
STD1 240-100244/6 IC		09/05/2013 15:19	1	P6F90506.D	RTX-5 0.53(mm)
STD2 240-100244/7 IC		09/05/2013 15:49	1	P6F90507.D	RTX-5 0.53(mm)
STD3 240-100244/8 ICRT		09/05/2013 16:20	1	P6F90508.D	RTX-5 0.53(mm)
STD4 240-100244/9 IC		09/05/2013 16:50	1	P6F90509.D	RTX-5 0.53(mm)
STD5 240-100244/10 IC		09/05/2013 17:21	1	P6F90510.D	RTX-5 0.53(mm)
ICV 240-100244/11		09/05/2013 17:52	1	P6F90511.D	RTX-5 0.53(mm)
ZZZZZ		09/05/2013 18:22	1		RTX-5 0.53(mm)
ZZZZZ		09/05/2013 18:53	1		RTX-5 0.53(mm)
ZZZZZ		09/05/2013 19:24	1		RTX-5 0.53(mm)
ZZZZZ		09/05/2013 19:54	1		RTX-5 0.53(mm)
ZZZZZ		09/05/2013 20:25	1		RTX-5 0.53(mm)
ZZZZZ		09/05/2013 20:55	1		RTX-5 0.53(mm)
ZZZZZ		09/05/2013 21:26	1		RTX-5 0.53(mm)
ZZZZZ		09/05/2013 21:57	1		RTX-5 0.53(mm)
ZZZZZ		09/05/2013 22:28	1		RTX-5 0.53(mm)
ZZZZZ		09/05/2013 22:59	1		RTX-5 0.53(mm)
CCV 240-100244/22		09/05/2013 23:29	1		RTX-5 0.53(mm)
ZZZZZ		09/06/2013 00:00	1		RTX-5 0.53(mm)
ZZZZZ		09/06/2013 00:30	1		RTX-5 0.53(mm)
ZZZZZ		09/06/2013 01:01	1		RTX-5 0.53(mm)
ZZZZZ		09/06/2013 01:31	1		RTX-5 0.53(mm)
ZZZZZ		09/06/2013 02:02	1		RTX-5 0.53(mm)
ZZZZZ		09/06/2013 02:32	1		RTX-5 0.53(mm)
ZZZZZ		09/06/2013 03:03	1		RTX-5 0.53(mm)
ZZZZZ		09/06/2013 03:33	1		RTX-5 0.53(mm)
ZZZZZ		09/06/2013 04:04	1		RTX-5 0.53(mm)
ZZZZZ		09/06/2013 04:34	1		RTX-5 0.53(mm)
CCV 240-100244/33		09/06/2013 05:05	1		RTX-5 0.53(mm)
ZZZZZ		09/06/2013 05:35	1		RTX-5 0.53(mm)
ZZZZZ		09/06/2013 06:06	1		RTX-5 0.53(mm)
ZZZZZ		09/06/2013 06:36	1		RTX-5 0.53(mm)
ZZZZZ		09/06/2013 07:07	1		RTX-5 0.53(mm)
CCV 240-100244/38		09/06/2013 07:37	1		RTX-5 0.53(mm)

FORM VI
DIESEL RANGE ORGANICS INITIAL CALIBRATION DATA
EXTERNAL STANDARD CURVE EVALUATION

Lab Name: TestAmerica Canton Job No.: 240-28528-1 Analy Batch No.: 100244

SDG No.:

Instrument ID: A2HP6F GC Column: RTX-5 ID: 0.53(mm) Heated Purge: (Y/N) N

Calibration Start Date: 09/05/2013 15:19 Calibration End Date: 09/05/2013 17:21 Calibration ID: 17266

Calibration Files:

LEVEL:	LAB SAMPLE ID:	LAB FILE ID:
Level 1	STD1 240-100244/6	P6F90506.D
Level 2	STD2 240-100244/7	P6F90507.D
Level 3	STD3 240-100244/8	P6F90508.D
Level 4	STD4 240-100244/9	P6F90509.D
Level 5	STD5 240-100244/10	P6F90510.D

ANALYTE	CF				CURVE TYPE	COEFFICIENT			#	MIN CF	%RSD	#	MAX %RSD	R^2 OR COD	#	MIN R^2 OR COD
	LVL 1 LVL 5	LVL 2	LVL 3	LVL 4		B	M1	M2								
Diesel Range Organics [C10 - C28]	219968 206023	197355	213222	207792	Ave		208871.966				4.0		20.0			
n-Nonane	204224 217176	193811	217498	215112	Ave		209564.227				4.9		20.0			

Note: The m1 coefficient is the same as Ave CF for an Ave curve type.

FORM VII
DIESEL RANGE ORGANICS CONTINUING CALIBRATION DATA

Lab Name: TestAmerica Canton Job No.: 240-28528-1

SDG No.:

Lab Sample ID: ICV 240-100244/11 Calibration Date: 09/05/2013 17:52

Instrument ID: A2HP6F Calib Start Date: 09/05/2013 15:19

GC Column: RTX-5 ID: 0.53(mm) Calib End Date: 09/05/2013 17:21

Lab File ID: P6F90511.D Conc. Units: ng/uL

ANALYTE	CURVE TYPE	AVE CF	CF	MIN CF	CALC AMOUNT	SPIKE AMOUNT	%D	MAX %D
Diesel Range Organics [C10 - C28]	Ave	208872	172520		414	501	-17.4	20.0

DIESEL RANGE ORGANICS ANALYSIS RUN LOG

Lab Name: TestAmerica Canton Job No.: 240-28528-1

SDG No.:

Instrument ID: A2HP6F Start Date: 09/09/2013 17:05

Analysis Batch Number: 100711 End Date: 09/10/2013 02:26

LAB SAMPLE ID	CLIENT SAMPLE ID	DATE ANALYZED	DILUTION FACTOR	LAB FILE ID	COLUMN ID
CCVRT 240-100711/5		09/09/2013 17:05	1	P6F90905.D	RTX-5 0.53(mm)
MB 240-100578/15-A		09/09/2013 17:36	1	P6F90906.D	RTX-5 0.53(mm)
LCS 240-100578/16-A		09/09/2013 18:07	1	P6F90907.D	RTX-5 0.53(mm)
240-28528-10	DR-SB-223-06-08	09/09/2013 18:38	1	P6F90908.D	RTX-5 0.53(mm)
240-28528-11	DR-SB-224-02-04	09/09/2013 19:09	1	P6F90909.D	RTX-5 0.53(mm)
240-28528-12	DR-SB-224-06-08	09/09/2013 19:40	1	P6F90910.D	RTX-5 0.53(mm)
240-28528-13	DR-SB-225-02-04	09/09/2013 20:11	1	P6F90911.D	RTX-5 0.53(mm)
240-28528-14	DR-SB-225-04-06	09/09/2013 20:42	1	P6F90912.D	RTX-5 0.53(mm)
ZZZZZ		09/09/2013 21:13	1		RTX-5 0.53(mm)
ZZZZZ		09/09/2013 21:44	1		RTX-5 0.53(mm)
CCV 240-100711/15		09/09/2013 22:15	1	P6F90915.D	RTX-5 0.53(mm)
ZZZZZ		09/09/2013 22:46	1		RTX-5 0.53(mm)
240-28528-G-18-D MS		09/09/2013 23:17	1	P6F90917.D	RTX-5 0.53(mm)
240-28528-G-18-E MSD		09/09/2013 23:48	1	P6F90918.D	RTX-5 0.53(mm)
ZZZZZ		09/10/2013 00:20	1		RTX-5 0.53(mm)
CCV 240-100711/23		09/10/2013 02:26	1	P6F90923.D	RTX-5 0.53(mm)

FORM VIII
DIESEL RANGE ORGANICS ANALYTICAL SEQUENCE

Lab Name: TestAmerica Canton Job No.: 240-28528-1

SDG No.:

Sample No.: CCVRT 240-100711/5 Date Analyzed: 09/09/2013 17:05

Instrument ID: A2HP6F GC Column: RTX-5 ID: 0.53(mm)

Lab File ID (Standard): P6F90905.D Heated Purge: (Y/N) N

Calibration ID: 17266

THE ANALYTICAL SEQUENCE OF BLANKS, SAMPLES, STANDARDS, MS/MSDs AND LCSs IS GIVEN BELOW:

				C9		
				RT #		
CONTINUING CALIBRATION SURROGATE				4.11		
UPPER LIMIT				4.21		
LOWER LIMIT				4.01		
LAB SAMPLE ID	CLIENT SAMPLE ID	DATE ANALYZED	LAB FILE ID			
CCVRT 240-100711/5		09/09/2013 17:05	P6F90905.D	4.11		
MB 240-100578/15-A		09/09/2013 17:36	P6F90906.D	4.11		
LCS 240-100578/16-A		09/09/2013 18:07	P6F90907.D	4.10		
240-28528-10	DR-SB-223-06-08	09/09/2013 18:38	P6F90908.D	4.10		
240-28528-11	DR-SB-224-02-04	09/09/2013 19:09	P6F90909.D	4.10		
240-28528-12	DR-SB-224-06-08	09/09/2013 19:40	P6F90910.D	4.10		
240-28528-13	DR-SB-225-02-04	09/09/2013 20:11	P6F90911.D	4.10		
240-28528-14	DR-SB-225-04-06	09/09/2013 20:42	P6F90912.D	4.11		
CCV 240-100711/15		09/09/2013 22:15	P6F90915.D	4.11		
240-28528-G-18-D MS		09/09/2013 23:17	P6F90917.D	4.10		
240-28528-G-18-E MSD		09/09/2013 23:48	P6F90918.D	4.10		
CCV 240-100711/23		09/10/2013 02:26	P6F90923.D	4.11		

C9 = n-Nonane

C9 RT Limit = ± 0.1 minutes of surrogate RT

Column used to flag values outside QC limits

FORM VIII 8015C

FORM VII
DIESEL RANGE ORGANICS CONTINUING CALIBRATION DATA

Lab Name: TestAmerica Canton Job No.: 240-28528-1

SDG No.:

Lab Sample ID: CCVRT 240-100711/5 Calibration Date: 09/09/2013 17:05

Instrument ID: A2HP6F Calib Start Date: 09/05/2013 15:19

GC Column: RTX-5 ID: 0.53(mm) Calib End Date: 09/05/2013 17:21

Lab File ID: P6F90905.D Conc. Units: ng/uL

ANALYTE	CURVE TYPE	AVE CF	CF	MIN CF	CALC AMOUNT	SPIKE AMOUNT	%D	MAX %D
Diesel Range Organics [C10 - C28]	Ave	208872	222191		532	500	6.4	20.0
n-Nonane	Ave	209564	218123		52.0	50.0	4.1	20.0

FORM VII
DIESEL RANGE ORGANICS CONTINUING CALIBRATION DATA

Lab Name: TestAmerica Canton Job No.: 240-28528-1

SDG No.:

Lab Sample ID: CCV 240-100711/15 Calibration Date: 09/09/2013 22:15

Instrument ID: A2HP6F Calib Start Date: 09/05/2013 15:19

GC Column: RTX-5 ID: 0.53(mm) Calib End Date: 09/05/2013 17:21

Lab File ID: P6F90915.D Conc. Units: ng/uL

ANALYTE	CURVE TYPE	AVE CF	CF	MIN CF	CALC AMOUNT	SPIKE AMOUNT	%D	MAX %D
Diesel Range Organics [C10 - C28]	Ave	208872	214726		514	500	2.8	20.0
n-Nonane	Ave	209564	211243		50.4	50.0	0.8	20.0

FORM VII
DIESEL RANGE ORGANICS CONTINUING CALIBRATION DATA

Lab Name: TestAmerica Canton Job No.: 240-28528-1

SDG No.:

Lab Sample ID: CCV 240-100711/23 Calibration Date: 09/10/2013 02:26

Instrument ID: A2HP6F Calib Start Date: 09/05/2013 15:19

GC Column: RTX-5 ID: 0.53(mm) Calib End Date: 09/05/2013 17:21

Lab File ID: P6F90923.D Conc. Units: ng/uL

ANALYTE	CURVE TYPE	AVE CF	CF	MIN CF	CALC AMOUNT	SPIKE AMOUNT	%D	MAX %D
Diesel Range Organics [C10 - C28]	Ave	208872	203564		487	500	-2.5	20.0
n-Nonane	Ave	209564	201064		48.0	50.0	-4.1	20.0

APPENDIX G—PHOTOGRAPHS



12 inch asphalt core DRA-SB202



12.5 inch asphalt core DRA-SB200



Coring DRA-SB200



DPT core SB200: 0-5 feet



DPT core SB200 5-10 ft (1 of 3)



DPT core SB200 5-10 ft (2 of 3)



DPT core SB200 5-10 ft (3 of 3)



DPT core SB200 10-15 ft (1 of 3)



DPT core SB200 10-15 ft (2 of 3)



DPT core SB200 10-15 ft (3 of 3)



DPT core SB201 0-5 ft (1 of 2)



DPT core SB201 0-5 ft (2 of 2)



DPT core SB201 5-10 ft (1 of 3)



DPT core SB201 5-10 ft (2 of 3)



DPT core SB201 5-10 ft (3 of 3)



DPT core SB203 5-10 ft (1 of 3)



DPT core SB203 5-10 ft (2 of 3)



DPT core SB203 5-10 ft (3 of 3)



DPT core SB205 0-5 ft



DPT core SB205 5-10 ft (1 of 3)



DPT core SB205 5-10 ft (2 of 3)



DPT core SB205 5-10 ft (3 of 3)



DPT core SB205 10-15 ft



DPT core SB207 0-5 ft (1 of 3)



DPT core SB207 0-5 ft (2 of 3)



DPT core SB207 0-5 ft (3 of 3)



DPT core SB207 5-10 ft (1 of 3)



DPT core SB207 5-10 ft (2 of 3)



DPT core SB207 5-10 ft (3 of 3)



DPT core SB207 10-15 ft (1 of 3)



DPT core SB207 10-15 ft (2 of 3)



DPT core SB207 10-15 (3 of 3)



DPT core SB210 0-5 ft



DPT core SB210 5-10 ft (1 of 3)



DPT core SB210 5-10 ft (2 of 3)



DPT core SB210 5-10 ft (3 of 3)



DPT core SB210 10-15 ft (1 of 3)



DPT core SB210 10-15 ft (2 of 3)



DPT core SB210 10-15 ft (3 of 3)



DPT core SB212 0-5 ft



DPT core SB212 5-10 ft (1 of 3)



DPT core SB212 5-10 ft (2 of 3)



DPT core SB212 5-10 ft (3 of 3)



DPT core SB212 10-15 ft (1 of 3)



DPT core SB212 10-15 ft (2 of 3)



DPT core SB212 10-15 ft (3 of 3)



Set corer on DRA-SB200



Vironex DPT rig on Taxiway



Corehole before grouting



DPT core SB220 0-5 ft (1 of 2)



DPT core SB220 0-5 ft (2 of 2)



DPT core SB220 5-10 ft (1 of 3)



DPT core SB220 5-10 ft (2 of 3)



DPT core SB220 5-10 ft (3 of 3)



DPT core SB220 10-15 ft (1 of 2)



DPT core SB220 10-15 (2 of 2)



DPT core SB221 0-5 ft (1 of 3)



DPT core SB221 0-5 ft (2 of 3)



DPT core SB221 0-5 ft (3 of 3)



DPT core SB221 5-10 ft (1 of 2)



DPT core SB221 5-10 ft (2 of 2)



DPT core SB221 10-15 ft (1 of 2)



DPT core SB221 10-15 ft (2 of 2)



DPT core SB223 0-5 ft (1 of 5)



DPT core SB223 0-5 ft (2 of 5)



DPT core SB223 0-5 ft (3 of 5)



DPT core SB223 0-5 ft (4 of 5)



DPT core SB223 0-5 ft (5 of 5)



DPT core SB223 5-10 ft (1 of 3)



DPT core SB223 5-10 ft (2 of 3)



DPT core SB223 5-10 ft (3 of 3)



DPT core SB223 10-15 ft (1 of 5)



DPT core SB223 10-15 ft (2 of 5)



DPT core SB223 10-15 ft (3 of 5)



DPT core SB223 10-15 ft (4 of 5)



DPT core SB223 10-15 ft (5 of 5)



Ground Zero DPT rig off of taxiway (1 of 2)
08/29/13



Ground Zero DPT rig off of taxiway (2 of 2)
08/29/13



Ground Zero DPT rig on taxiway
08/26/13



Taxiway Tango field crew
08/29/13



Taxiway Tango field crew
08/29/13



Taxiway Tango field crew
08/29/13



Taxiway Tango field crew
08/29/13



Taxiway Tango field crew
08/29/13



Taxiway Tango field crew
08/29/13



Taxiway Tango field crew
08/29/13



Taxiway Tango field crew
08/29/13



Taxiway Tango field crew
08/29/13



Taxiway tango field crew
08/29/13



Taxiway Tango field crew
08/29/13



Taxiway Tango field crew
08/26/13



Ground Zero truck and plane



Taxiway Tango pressure grouting (1 of 3)



Taxiway Tango pressure grouting (2 of 3)



Taxiway Tango pressure grouting (3 of 3)

APPENDIX H—SOIL BORING LOGS AND SAMPLE RECORD SHEETS

Tetra Tech, Inc.

BORING LOG

PROJECT NAME: Taxiway Tango

PROJECT NUMBER: 112IC05480

DRILLING COMPANY: Ground Zero

DRILLING RIG: DPT

BORING No.: DR-SB-200

DATE: 8/26/2013

GEOLOGIST: S. Cameron

DRILLER: J. Sorto

Sample No. and Type or RQD	Depth (Ft.) or Run No.	Sample Recovery / Sample Length	Lithology change (Depth/Ft.) or Screened Interval	MATERIAL DESCRIPTION				Remarks	PID/FID Reading (PPM)
				Soil Density/ Consistency or Rock Hardness	Color	USCS	Material Classification		
	0-0.25			Loose	Light gray		Poorly sorted, angular, fine to coarse SAND with trace gravel. Slightly moist.	Slightly Moist	0-2ft 0.4
									2-4ft 0.7
	0.25-1			Loose	Brown		Poorly sorted, well rounded, fine to coarse SAND and GRAVEL. Moist to wet.	Moist to wet	4-6ft 0.4
									6-8ft 1.2
	1-2			Dense	Brown Mottled Red/brown		Low plasticity, fine grained sandy, gravelly, SILTY CLAY. Slightly moist.	Slightly moist	8-10ft 1.3
									10-12ft 1.3
	2-2.5			Loose	Brown		Poorly sorted, well rounded, fine to coarse SAND and GRAVEL. Slightly moist.	Slightly Moist	
	2.5-3			Moderately Soft	Dark Brown mottled Dark Gray		Fine to medium grained SANDY SILT with trace fine grained gravel. Slightly moist.	Slightly Moist	
	3-3.25			Loose	Light brown		Poorly sorted, well rounded, fine to coarse SAND and GRAVEL. Moist to wet.	Moist to wet	
	3.25-4.5			Moderately Hard	Cream mottled red/brown and dark gray		Fine grained SANDY SILT with medium to high plasticity clay lenses. Slightly Moist	Slightly Moist	
	4.5-5.5			Soft	Cream mottled red/brown and dark gray		Fine grained SANDY SILT with medium to high plasticity clay lenses. Slightly Moist	Slightly Moist	
	5.5-6			Dense	Red/brown		Low plasticity SILTY CLAY with trace fine grained sand. Slightly moist.	Slightly Moist	
	6-12			Dense	Red/brown mottled cream and light brown		Medium to high plasticity CLAY with lenses of fine grained sandy silt.	Slightly Moist	
	12-13						No Recovery		

Remarks: Sampling 4-6 at 1145

Sampling 10-12 at 1150

DTW: approximately 0.5 ft bgs.

Drilling Area Background (PPM): 0.0

Convert to Well: **Yes:** **No:** x

Well I.D. #:

Tetra Tech, Inc.

BORING LOG

PROJECT NAME: Taxiway Tango
BORING No.: DR-SB-201
PROJECT NUMBER: 112IC05480
DATE: 8/26/2013
DRILLING COMPANY: Ground Zero
GEOLOGIST: S. Cameron
DRILLING RIG: DPT
DRILLER: J. Sorto

Sample No. and Type or RQD	Depth (Ft.) or Run No.	Sample Recovery / Sample Length	Lithology change (Depth/Ft.) or Screened Interval	MATERIAL DESCRIPTION: Soil Density/ Consistency or Rock Hardness	Color	USCS	Material Classification	Remarks	PID/FID Reading (PPM)
	0-0.25			Loose	Light gray		Poorly sorted, angular, fine to coarse SAND with trace gravel. Slightly moist.	Slightly Moist	0-2ft 2.6
									2-4ft 4.9
	0.25-1			Loose	Brown		Poorly sorted, well rounded, fine to coarse SAND and GRAVEL. Slightly moist.	Slightly Moist	4-6ft 3.1
									6-8ft 1.9
	1-3			Moderately Hard/Dense	Brown mottled dark gray		Low plasticity SILTY CLAY with trace sand. Silty fine grained sand lense at 1.75'. Slightly moist.	Slightly Moist	8-10ft 1.8
									10-12ft 0.8
	3-5			Moderately Hard/Dense	Light Brown		Poorly sorted clean SAND with fine gravel. Slightly moist.	Slightly Moist	
	5-6			Moderately hard/dense	Dark Gray		Low plasticity SILTY CLAY with trace fine grained sand. Slightly moist.	Slightly Moist	
	6-6.1			Loose	Light Brown		Poorly sorted clean SAND with fine gravel. Slightly moist.	Slightly Moist	
	6.1-8			Dense	Light brown mottled cream		Low plasticity SILTY CLAY. Slightly moist.	Slightly Moist	
	8-11			Dense	Cream mottled light brown.		Low Plasticity SILTY CLAY with trace sand. Slightly moist.	Slightly Moist	
	11-13						No Recovery		
	8-12			Loose	Light brown		Poorly sorted, well rounded, fine to coarse SAND and GRAVEL. Wet.		
	12-13			Dense	Cream mottled red/brown		Low Plasticity SILTY CLAY		

Remarks: Sampling 2-4 at 1400

Sampling 8-10 at 1405

DTW: Not identified

Drilling Area Background (PPM): 0.0

Convert to Well: Yes: No: x

Well I.D. #: _____

Tetra Tech, Inc.

BORING LOG

PROJECT NAME: Taxiway Tango

PROJECT NUMBER: 112IC05480

DRILLING COMPANY: Ground Zero

DRILLING RIG: DPT

BORING No.: DR-SB-202

DATE: 8/27/2013

GEOLOGIST: S. Cameron

DRILLER: J. Sorto

Sample No. and Type or RQD	Depth (Ft.) or Run No.	Sample Recovery / Sample Length	Lithology change (Depth/Ft.) or Screened Interval	MATERIAL DESCRIPTION				Remarks	PID/FID Reading (PPM)
				Soil Density/ Consistency or Rock Hardness	Color	USCS	Material Classification		
	0-0.25			Loose	Light gray		Poorly sorted, angular, fine to coarse SAND with trace gravel. Slightly moist.	Slightly Moist	0-2ft 0.2
									2-4ft 2.3
	0.25-0.75			Loose	Light brown		Poorly sorted, well rounded, fine to coarse SAND and GRAVEL. Slightly moist.	Slightly Moist	4-6ft 1.4
									6-8ft 2.2
	0.75-1.5			Soft	Brown		Low plasticity, fine grained sandy, gravelly, SILTY CLAY. Slightly moist.	Slightly Moist	8-10ft 0.4
									10-12ft 0.8
	1.5-2			Soft	Gray/dark gray		Medium to high plasticity CLAY. Slightly moist.	Slightly Moist	
	2-2.5			Loose	Light brown		Poorly sorted, well rounded, fine to coarse SAND and GRAVEL. Slightly moist.	Slightly Moist	
	2.5-3.5			Soft	Gray/dark gray		Medium to high plasticity CLAY. Slightly moist.	Slightly Moist	
	3.5-5			Loose	Light brown		Poorly sorted, well rounded, fine to coarse SAND and GRAVEL with silty clay vein at 4'. Wet.	Wet	
	5-7			Dense	Red/brown		Low Plasticity SILTY CLAY	Slightly Moist	
	7-8						No Recovery		
	8-12			Loose	Light brown		Poorly sorted, well rounded, fine to coarse SAND and GRAVEL. Wet.		
	12-13			Dense	Cream mottled red/brown		Low Plasticity SILTY CLAY		

Remarks: Sampling 2-4 at 930

Sampling 6-8 at 935

DTW: approximately 3.5 ft bgs

Drilling Area Background (PPM): 0.0

Convert to Well: Yes: No: x

Well I.D. #: _____

Tetra Tech, Inc.

BORING LOG

PROJECT NAME: Taxiway Tango

PROJECT NUMBER: 112IC05480

DRILLING COMPANY: Ground Zero

DRILLING RIG: DPT

BORING No.: DR-SB-203

DATE: 8/26/2013

GEOLOGIST: Chuck Mayer

DRILLER: Jeff Dzennic

Sample No. and Type or RQD	Depth (Ft.) or Run No.	Sample Recovery / Sample Length	Lithology change (Depth/Ft.) or Screened Interval	MATERIAL DESCRIPTION				Remarks	PID/FID Reading (PPM)
				Soil Density/ Consistency or Rock Hardness	Color	USCS	Material Classification		
	0-1ft	3/3			Light Brown		Sandy Gravel	Dry	0-1ft 1.7
	1-2ft	3/3			Light Bown		Sandy Gravel to Silty Clay	Dry	1-2ft 1.7
	2-3ft	3/3		Stiff	Dark Gray		Silty Clay to Clayey Sand	Moist	2-3ft 3.0
	3-4ft	3.5/5		Stiff	Gray		Silty Fine-Med grained SAND to SILTY CLAY	Moist	3-4ft 0
	4-5ft	3.5/5			Gray Brown		Sandy Gravel	Wet	4-5ft 0
	5-6ft	3.5/5			Gray Brown		Silty Sand	Wet	5-6ft 0.3
	6-7ft	3.5/5			Red/Brown		Silty Sand with rock fragments	Moist	6-7ft 0.5
	7-8ft	3.5/5			Red/Brown		Silty Sand	Moist	7-8ft 0.5
	8-9ft	4.5/5			Red/Brown		Sandy Gravel	Wet	8-9ft 0
	9-10ft	4.5/5		Stiff	Gray		Silty Clay	Moist	9-10ft 0
	10-11ft	4.5/5		Stiff	Gray		Silty Clay	Moist	10-11ft 0.4
	11-12ft	4.5/5			Gray		Silty Very Fine Fine Sand	Wet	11-12ft 0.4
	12-13ft	4.5/5			Gray/Red		Fine Grained Sand	Wet	12-13ft 0.5

Remarks: Sampling 2-4 at 1450

Sampling 10-12 at 1500

DTW: approximately 4 ft bgs

Drilling Area Background (PPM):

Convert to Well: **Yes:** **No:** x

Well I.D. #:

Tetra Tech, Inc.

BORING LOG

PROJECT NAME: Taxiway Tango

PROJECT NUMBER: 112IC05480

DRILLING COMPANY: Ground Zero

DRILLING RIG: DPT

BORING No.: DR-SB-204

DATE: 8/27/2013

GEOLOGIST: S. Cameron

DRILLER: J. Sorto

Sample No. and Type or RQD	Depth (Ft.) or Run No.	Sample Recovery / Sample Length	Lithology change (Depth/Ft.) or Screened Interval	MATERIAL DESCRIPTION				Remarks	PID/FID Reading (PPM)
				Soil Density/ Consistency or Rock Hardness	Color	USCS	Material Classification		
	0-0.25			Loose	Light gray		Poorly sorted, angular, fine to coarse SAND with trace gravel. Slightly moist.	Slightly Moist	0-2ft 0.2
									2-4ft 0.9
	0.25-1.25			Loose	Light brown		Poorly sorted, well rounded, fine to coarse SAND and GRAVEL. Slightly moist.	Slightly Moist	4-6ft 0.2
									6-8ft 0.2
	1.25-2			Dense	Dark Brown mottled red/brown		Fine grained SANDY SILT with some clays. Slightly moist.	Slightly Moist	8-10ft 0.3
									10-12ft 0
	2-3			Dense	Dark brown		Fine grained sandy, low plasticity CLAYEY SILT. Slightly moist.	Slightly Moist	
	3-8			Loose	Light brown		Poorly sorted, well rounded, fine to coarse SAND and GRAVEL. Slightly moist.	Slightly Moist	
	8-12			Dense	Red/brown mottled cream		Medium to high plasticity CLAY with lenses at 4-4.1, 6.5-7, and 7.8-8 feet of fine grained sandy silt with trace clay. Slightly moist.	Slightly Moist	
	12-13						No Recovery		

Remarks: Sampling 4-6

Sampling 8-10

DTW: not identified

Drilling Area Background (PPM): 0.0

Convert to Well: Yes: No: x

Well I.D. #: _____

Tetra Tech, Inc.

BORING LOG

PROJECT NAME: Taxiway Tango

PROJECT NUMBER: 112IC05480

DRILLING COMPANY: Ground Zero

DRILLING RIG: DPT

BORING No.: DR-SB-205

DATE: 8/27/2013

GEOLOGIST: Chuck Mayer

DRILLER: Jeff Dzennic

Sample No. and Type or RQD	Depth (Ft.) or Run No.	Sample Recovery / Sample Length	Lithology change (Depth/Ft.) or Screened Interval	MATERIAL DESCRIPTION				Remarks	PID/FID Reading (PPM)
				Soil Density/ Consistency or Rock Hardness	Color	USCS	Material Classification		
	0-1ft	3/3			Yellow/Orange		Sandy Gravel	Dry	0-1ft 0.0
	1-2ft	3/3			Gray		Silty Clay with some Fine Grained Sand	Dry	1-2ft 0.0
	2-3ft	3/3			Dark Brown		Silty Clay with rock fragments	Dry	2-3ft 0.0
	3-4ft	5/5			Brown/Gray		Silty Sand with trace Clay	Moist	3-4ft 0.0
	4-5ft	5/5			Red/Gray		Silty Sand with trace Fine Sand	Moist	4-5ft 0.0
	5-6ft	5/5			Red/Gray		Sandy Silt with rock fragments and coal pieces	Dry	5-6ft 0.0
	6-7ft	5/5			Gray/Brown		Sandy Gravel	Dry	6-7ft 0.0
	7-8ft	5/5			Brown		Sandy Gravel	Moist	7-8ft 0.0
	8-9ft	5/5			Brown		Sandy Gravel	Wet	8-9ft 0.0
	9-10ft	5/5			Brown/Gray		Silty Clay	Moist	9-10ft 0.0
	10-11ft	5/5			Gray		Silty Clay	Moist	10-11ft 0.0
	11-12ft	5/5			Gray		Silty Clay	Moist	11-12ft 0.0
	12-13ft	5/5			Gray		Silty Clay	Dry	12-13ft 0.0

Remarks: Sampling 6-8 at 950

Sampling 10-12 at 1005

DTW: Approximately 8 ft bgs

Drilling Area Background (PPM):

Convert to Well: **Yes:** **No:** x

Well I.D. #:

Tetra Tech, Inc.

BORING LOG

PROJECT NAME: Taxiway Tango

PROJECT NUMBER: 112IC05480

DRILLING COMPANY: Ground Zero

DRILLING RIG: DPT

BORING No.: DR-SB-206

DATE: 8/27/2013

GEOLOGIST: S. Cameron

DRILLER: J. Sorto

Sample No. and Type or RQD	Depth (Ft.) or Run No.	Sample Recovery / Sample Length	Lithology change (Depth/Ft.) or Screened Interval	MATERIAL DESCRIPTION				Remarks	PID/FID Reading (PPM)
				Soil Density/ Consistency or Rock Hardness	Color	USCS	Material Classification		
	0-0.25			Loose	Light gray		Poorly sorted, angular, fine to coarse SAND with trace gravel. Slightly moist.	Slightly Moist	0-2ft 0.2
									2-4ft 0.0
	0.25-1.5			Loose	Light brown		Poorly sorted, well rounded, fine to coarse SAND and GRAVEL. Slightly moist.	Slightly Moist	4-6ft 0.9
									6-8ft 0.2
	1.5-4			Dense	Gray/brown mottled red/brown and cream		Compact, SILTY CLAYEY fine grained SAND with intermingled lenses of medium plasticity CLAY. Slightly moist.	Slightly Moist	8-10ft 0.0
									10-12ft 0.0
	4-4.5			Dense, hard	Red/brown		Medium to high plasticity CLAY. Slightly moist.	Slightly Moist	
	4.5-6			Dense	Red/brown/brown		Compact, SILTY CLAYEY fine grained SAND. Slightly moist.	Slightly Moist	
	6-7.5			Dense	Red/brown mottle cream and black		Medium to high plasticity CLAY with frequent intermittent lenses of silty fine grained sand. Slightly moist.	Slightly Moist	
	7.5-10			Dense	Red/brown mottled dark gray		Fine grained SANDY SILT with some clays. Slightly moist.	Slightly Moist	
	10-11			Loose	Light brown		Poorly sorted, well rounded SAND with some lenses of silty and clay. Moist.	Moist	
	11-13						No Recovery		

Remarks: Sampling 4-6 at 1105

Sampling 8-10 at 1110

DTW: not identified

Drilling Area Background (PPM): 0.0

Convert to Well: **Yes:** **No:** x

Well I.D. #: _____

Tetra Tech, Inc.

BORING LOG

PROJECT NAME: Taxiway Tango

PROJECT NUMBER: 112IC05480

DRILLING COMPANY: Ground Zero

DRILLING RIG: DPT

BORING No.: DR-SB-207

DATE: 8/27/2013

GEOLOGIST: Chuck Mayer

DRILLER: Jeff Dzennic

Sample No. and Type or RQD	Depth (Ft.) or Run No.	Sample Recovery / Sample Length	Lithology change (Depth/Ft.) or Screened Interval	MATERIAL DESCRIPTION				Remarks	PID/FID Reading (PPM)
				Soil Density/ Consistency or Rock Hardness	Color	USCS	Material Classification		
	0-1ft	2.3/3			Yellow/Orange		Sandy Gravel	Dry	0-1ft 0.0
	1-2ft	2.3/3			Gray/Brown		Sandy Gravel with a Clay Lense	Moist	1-2ft 0.0
	2-3ft	2.3/3			Dark Brown		Sandy Gravel with a Clay Lense	Moist	2-3ft 0.0
	3-4ft	4/5			Brown		Silty Clay with trace Fine Sand	Dry	3-4ft 0.0
	4-5ft	4/5		Stiff	Red/Gray		Clay	Dry	4-5ft 0.0
	5-6ft	4/5		Stiff	Red/Gray		Clay	Dry	5-6ft 0.0
	6-7ft	4/5			Gray		Fine Sandy Clay	Dry	6-7ft 0.0
	7-8ft	4/5			Gray		Fine Sandy Clay	Dry	7-8ft 0.0
	8-9ft	4.5/5			Gray		Silty Gravel to Silty Clay	Moist to Dry	8-9ft 0.0
	9-10ft	4.5/5			Brown		Silty very fine Sand	Dry	9-10ft 0.0
	10-11ft	4.5/5			Gray		Silty Clay	Dry	10-11ft 0.0
	11-12ft	4.5/5			Gray		Silty Clay	Dry	11-12ft 0.0
	12-13ft	4.5/5			Red/Brown		Silty Clay	Dry	12-13ft 0.0

Tetra Tech, Inc.

BORING LOG

PROJECT NAME: Taxiway Tango
BORING No.: DR-SB-208
PROJECT NUMBER: 112IC05480
DATE: 8/27/2013
DRILLING COMPANY: Ground Zero
GEOLOGIST: S. Cameron
DRILLING RIG: DPT
DRILLER: J. Sorto

Sample No. and Type or RQD	Depth (Ft.) or Run No.	Sample Recovery / Sample Length	Lithology change (Depth/Ft.) or Screened Interval	MATERIAL DESCRIPTION				Remarks	PID/FID Reading (PPM)
				Soil Density/ Consistency or Rock Hardness	Color	USCS	Material Classification		
	0-1			Loose	Light brown		Poorly sorted, well rounded, fine to coarse SAND and GRAVEL. Slightly moist.	Slightly Moist	0-2ft 0.1
									2-4ft 0.4
	1-2.5			Soft	Dark brown mottled cream and red/brown		Fine grained sandy, low plasticity CLAYEY SILT. Slightly moist.	Slightly Moist	4-6ft 0.2
									6-8ft 0.9
	2.5-4			Dense	Green/gray		Well sorted, SILTY fine to medium grained SAND with black organic clasts. Slightly moist.	Slightly moist. Slight odor from 3-4 feet.	8-10ft 0.4
									10-12ft 0.4
	4-5			Dense	red/brown with black mottles		Well sorted, SILTY fine to medium grained SAND with trace clay lenses. Slightly moist.	Slightly Moist	
	5-8			Slightly dense/hard	Cream clay with red/brown sand lenses		Medium to high plasticity CLAY with lenses of fine grained sandy silt with trace clay. Slightly moist.	Slightly Moist	
	8-9			Dense	Red/brown mottled cream		Fine grained SANDY SILT with some clays. Slightly moist.	Slightly Moist	
	9-11			Dense/hard	Red/brown mottle cream		Medium to high plasticity CLAY with some silt lenses at 10 and 10.5 feet. Slightly moist.	Slightly Moist	
	11-13						No Recovery		

Remarks: Sampling 4-6 at 1200

Sampling 8-10 at 1205

DTW: not identified

Drilling Area Background (PPM): 0.0

Convert to Well: Yes: No: x

Well I.D. #: _____

Tetra Tech, Inc.

BORING LOG

PROJECT NAME: Taxiway Tango

PROJECT NUMBER: 112IC05480

DRILLING COMPANY: Ground Zero

DRILLING RIG: DPT

BORING No.: DR-SB-209

DATE: 8/27/2013

GEOLOGIST: S. Cameron

DRILLER: J. Sorto

Sample No. and Type or RQD	Depth (Ft.) or Run No.	Sample Recovery / Sample Length	Lithology change (Depth/Ft.) or Screened Interval	MATERIAL DESCRIPTION				Remarks	PID/FID Reading (PPM)
				Soil Density/ Consistency or Rock Hardness	Color	USCS	Material Classification		
	0.0.25			Loose	Light gray		Poorly sorted, angular, fine to coarse SAND with trace gravel. Slightly moist.	Slightly Moist	0-2ft 0.0
									2-4ft 0.0
	0.25-1			Loose	Light brown		Poorly sorted, well rounded, fine to coarse SAND and GRAVEL. Slightly moist.	Slightly Moist	4-6ft 0.1
									6-8ft 0.6
	1-4			Dense	Dark brown mottled red/brown		Fine grained SANDY SILT with some clays. Slightly moist.	Slightly moist. Slight odor from 3-4 feet.	8-10ft 0.0
									10-12ft 0.0
	4-6			Dense	Light brown		Compact, SILTY CLAYEY fine grained SAND with frequent intermingled lenses of medium plasticity CLAY. Slightly moist.	Slightly Moist	
	6-7.5			Dense	Light brown		Well sorted, fine grained SAND with trace silt. Slightly moist.	Slightly Moist	
	7.5-8			Dense	Red/brown mottled cream		Medium to high plasticity CLAY with lenses of fine grained sandy silt with trace clay. Slightly moist.	Slightly Moist	
	8-9			Loose	Dark gray		Medium grained SILTY SAND with trace gravel. Moist.	Moist Slight odor	
	9-11			Dense	Red/brown mottled cream		Medium to high plasticity CLAY with lenses of fine grained sandy silt with trace clay. Slightly moist.	Slightly Moist	
	11-13						No Recovery		

Remarks: Sampling 4-6 at 1350

Sampling 8-10 at 1355

DTW: not identified

Drilling Area Background (PPM): 0.0

Convert to Well: Yes: No: x

Well I.D. #: _____

Tetra Tech, Inc.

BORING LOG

PROJECT NAME: Taxiway Tango

PROJECT NUMBER: 112IC05480

DRILLING COMPANY: Ground Zero

DRILLING RIG: DPT

BORING No.: DR-SB-210

DATE: 8/27/2013

GEOLOGIST: Chuck Mayer

DRILLER: Jeff Dzennic

Sample No. and Type or RQD	Depth (Ft.) or Run No.	Sample Recovery / Sample Length	Lithology change (Depth/Ft.) or Screened Interval	MATERIAL DESCRIPTION				Remarks	PID/FID Reading (PPM)
				Soil Density/ Consistency or Rock Hardness	Color	USCS	Material Classification		
	0-1ft	2.6/3			Yellow/Orange		Sandy Gravel	Dry	0-1ft 0.0
	1-2ft	2.6/3			Gray/Brown		Silty Fine Sand with a Clay Lense	Dry	1-2ft 0.0
	2-3ft	2.6/3			Gray/Red		Silty Fine graines Sand with rock fragments and black mottles	Moist	2-3ft 0.0
	3-4ft	4.3/5			Gray		Sandy Gravel with a Clay Lense	Wet	3-4ft 0.0
	4-5ft	4.3/5			Gray		Sandy Clay	Moist	4-5ft 0.0
	5-6ft	4.3/5			Gray		Fine Sand with rock fragments and a Clay Lense	Moist	5-6ft 0.0
	6-7ft	4.3/5			Red/Gray		Fine Sand with rock fragments and a Clay Lense	Dry	6-7ft 0.0
	7-8ft	4.3/5			Gray		Silty Clay	Dry	7-8ft 0.0
	8-9ft	3.5/5			Gray		Sandy Gravel	Wet	8-9ft 0.0
	9-10ft	3.5/5			Gray		Sandy Gravel	Wet	9-10ft 0.0
	10-11ft	3.5/5			Gray		Sandy Gravel	Wet	10-11ft 0.0
	11-12ft	3.5/5		Stiff	Red/Brown		Silty Clay with trace Fine Sand	Dry	11-12ft 0.0
	12-13ft	3.5/5		Stiff	Brown/Gray		Silty Clay with trace Fine Sand	Dry	12-13ft 0.0

Remarks: DUP 01 Sampling 4-6 at 1210

Sampling 12-13 at 1245

DTW: Approximately 3 ft bgs.

Drilling Area Background (PPM): ☐

Convert to Well: Yes: No: x

Well I.D. #: _____

Tetra Tech, Inc.

BORING LOG

PROJECT NAME: Taxiway Tango

PROJECT NUMBER: 112IC05480

DRILLING COMPANY: Ground Zero

DRILLING RIG: DPT

BORING No.: DR-SB-211

DATE: 8/27/2013

GEOLOGIST: S. Cameron

DRILLER: J. Sorto

Sample No. and Type or RQD	Depth (Ft.) or Run No.	Sample Recovery / Sample Length	Lithology change (Depth/Ft.) or Screened Interval	MATERIAL DESCRIPTION				Remarks	PID/FID Reading (PPM)
				Soil Density/ Consistency or Rock Hardness	Color	USCS	Material Classification		
	0.0.25			Loose	Light gray		Poorly sorted, angular, fine to coarse SAND with trace gravel. Moist.	Moist	0-2ft 0.0
									2-4ft 0.0
	0.25-1.5			Loose	Light brown		Poorly sorted, well rounded, fine to coarse SAND and GRAVEL. Moist.	Moist	4-6ft 0.1
									6-8ft 0.1
	1.5-3			Dense	Gray/brown		Fine grained SILTY SAND with gravel lense at 2'. Slightly moist.	Slightly Moist	8-10ft 0.0
									10-12ft 0.0
	3-6			Loose	Light brown		Poorly sorted, well rounded, fine to coarse SAND and GRAVEL. Low plasticity sitly clay with trace fine grained sand lense at 4 feet. Moist	Moist	
	6-8			Dense	Light brown mottle cream and red/brown		Fine grained SANDY SILT with trace clays. High plasticity gray CLAY lense at 9.8 feet.	Moist	
	8-9			Dense	Red/brown mottled light brown and cream		SILTY fine grained SAND with some clay lenses. Slightly moist.	Slightly Moist	
	9-11			Dense	Red/brown mottled cream and light brown		Medium to high plasticity CLAY with lenses of fine grained sandy silt with trace clay. Slightly moist.	Slightly Moist	
	11-13						No Recovery		

Remarks: Sampling 4-6 at 1450

Sampling 8-10 at 1455

DTW: not identified

Drilling Area Background (PPM): 0.0

Convert to Well: Yes: No: x

Well I.D. #: _____

Tetra Tech, Inc.

BORING LOG

PROJECT NAME: Taxiway Tango

PROJECT NUMBER: 112IC05480

DRILLING COMPANY: Ground Zero

DRILLING RIG: DPT

BORING No.: DR-SB-212

DATE: 8/27/2013

GEOLOGIST: Chuck Mayer

DRILLER: Jeff Dzennic

Sample No. and Type or RQD	Depth (Ft.) or Run No.	Sample Recovery / Sample Length	Lithology change (Depth/Ft.) or Screened Interval	MATERIAL DESCRIPTION				Remarks	PID/FID Reading (PPM)
				Soil Density/ Consistency or Rock Hardness	Color	USCS	Material Classification		
	0-1ft	2.4/3			Light Brown		Sandy Gravel	Moist	0-1ft 0.0
	1-2ft	2.4/3			Brown/Black		Silty Sand with rock fragments	Moist	1-2ft 0.0
	2-3ft	2.4/3			Brown		Silty Sand with rock fragments	Dry	2-3ft 0.0
	3-4ft	4.8/5		Stiff	Brown		Silty Clay	Dry	3-4ft 0.0
	4-5ft	4.8/5		Stiff	Brown/Gray		Sandy Clay	Dry	4-5ft 0.0
	5-6ft	4.8/5		Stiff	Red/Brown		Silty Clay	Dry	5-6ft 0.0
	6-7ft	4.8/5			Gray		Silty Sand with some Clay Lenses	Dry	6-7ft 0.0
	7-8ft	4.8/5			Brown/Gray		Sandy Gravel	Moist	7-8ft 0.0
	8-9ft	3.8/5			Gray/Brown		Sandy Gravel	Wet	8-9ft 0.0
	9-10ft	3.8/5			Gray/Brown		Sandy Gravel	Wet	9-10ft 0.0
	10-11ft	3.8/5			Black/Brown		Sandy Gravel with 6 inch Clay Lense	Dry	10-11ft 0.0
	11-12ft	3.8/5			Brown		Sandy Gravel	Wet	11-12ft 0.0
	12-13ft	3.8/5			Brown/Black		Sandy Gravel with very fine Sand	Wet	12-13ft 7.4

Remarks: DUP 01 Sampling 4-6 at 1355

Sampling 11-13 at 1415

DTW: Approximately 8 ft bgs.

Drilling Area Background (PPM): ☐

Convert to Well: Yes: No: x

Well I.D. #: _____

Tetra Tech, Inc.

BORING LOG

PROJECT NAME: Taxiway Tango
BORING No.: DR-SB-213
PROJECT NUMBER: 112IC05480
DATE: 8/28/2013
DRILLING COMPANY: Ground Zero
GEOLOGIST: S. Cameron
DRILLING RIG: DPT
DRILLER: J. Sorto

Sample No. and Type or RQD	Depth (Ft.) or Run No.	Sample Recovery / Sample Length	Lithology change (Depth/Ft.) or Screened Interval	MATERIAL DESCRIPTION				Remarks	PID/FID Reading (PPM)
				Soil Density/ Consistency or Rock Hardness	Color	USCS	Material Classification		
	0.0.5			Loose	Light gray		Poorly sorted, angular, fine to coarse SAND with trace gravel. Slightly moist.	Slightly Moist	0-2ft 0.0
									2-4ft 0.0
	0.5-1			Loose	Light brown		Poorly sorted, well rounded, fine to coarse SAND and GRAVEL. Slightly moist.	Slightly Moist	4-6ft 0.1
									6-8ft 0.1
	1-2			Loose	Brown		Poorly sorted, well rounded, fine to coarse SAND and GRAVEL. Slightly moist.	Slightly Moist	8-10ft 0.0
									10-12ft 0.0
	2-3			Dense	Red/brown mottled cream and light brown		Medium to high plasticity CLAY with lenses of fine grained sandy silt with trace clay. Slightly moist.	Slightly Moist	
	3-3.5			Moderately soft	Red/brown mottled light brown and cream		Medium to high plasticity CLAY with trace silt lenses. Slightly moist.	Slightly Moist	
	3.5-3.75			Dense	Gray brown		Medium to high plasticity CLAY with trace silt lenses. Slightly moist.	Slightly Moist	
	3.75-5.5			Hard	Red/brown mottled cream and light brown		Medium to high plasticity CLAY with lenses of fine grained sandy silt with trace clay. Slightly moist.	Slightly Moist	
	5.5-7			Hard	Dark brown motled red/brown		Same as above		
	7-8			Loose	Light brown		Poorly sorted, well rounded, fine to coarse SAND and GRAVEL. Slightly moist.		
	8-8.25			Dense	Red/brown mottled cream and light brown		Medium to high plasticity CLAY with lenses of fine grained sandy silt with trace clay. Slightly moist.		
	8.25-12			Dense	Light brown becoming dark gray at 11 feet		Well sorted, medium grained SAND. Slightly moist.		
	12-13						No Recovery		

Remarks: Sampling 4-6 at 950

Sampling 10-12 at 955

DTW: not identified

Drilling Area Background (PPM): 0.0

Convert to Well: **Yes:** **No:** x

Well I.D. #: _____

Tetra Tech, Inc.

BORING LOG

PROJECT NAME: Taxiway Tango

PROJECT NUMBER: 112IC05480

DRILLING COMPANY: Ground Zero

DRILLING RIG: DPT

BORING No.: DR-SB-214

DATE: 8/28/2013

GEOLOGIST: S. Cameron

DRILLER: J. Dzennick

Sample No. and Type or RQD	Depth (Ft.) or Run No.	Sample Recovery / Sample Length	Lithology change (Depth/Ft.) or Screened Interval	MATERIAL DESCRIPTION				Remarks	PID/FID Reading (PPM)
				Soil Density/ Consistency or Rock Hardness	Color	USCS	Material Classification		
	0.0.25			Loose	Light gray		Poorly sorted, angular, fine to coarse SAND with trace gravel. Slightly moist.	Slightly Moist	0-2ft 3.5
									2-4ft 2.5
	0.25-1.5			Loose	Light brown		Poorly sorted, well rounded, fine to coarse SAND and GRAVEL. Slightly moist.	Slightly Moist	4-6ft 2.7
									6-8ft 1.4
	1.5-1.75			Soft	Gray/dark gray		Medium to high plasticity CLAY. Slightly moist.	Slightly Moist	8-10ft 2.3
									10-12ft 2.3
	1.75-3			Dense	Dark red mottled gray		Medium to high plasticity CLAY with lenses of fine grained sandy silt with trace clay. Slightly moist.	Slightly Moist	
	3-4.5			Moderately soft	Gray mottled cream		Same as above	Slightly Moist	
	4.5-6			Moderately Dense	Light gray		SILTY fine to medium grained SAND. Slightly moist.	Slightly Moist	
	6-8			Dense	Gray mottled red/brown and cream		Medium to high plasticity CLAY with lenses of fine grained sandy silt with trace clay. Slightly moist.	Slightly Moist	
	8-8.5			Dense	Dark red mottled gray		Medium to high plasticity CLAY with lenses of fine grained sandy silt with trace clay. Slightly moist.	Slightly Moist	
	8.5-10.5			Loose	Brown		Poorly sorted, well rounded, fine to coarse SAND and GRAVEL. Saturated.		
	10.5-13			Loose	Light brown/cream		Well sorted, medium grained SAND. Slightly moist.	Slightly Moist	

Remarks: Sampling 0-2 at 850

Sampling 10-12 at 855

DTW: not identified

Drilling Area Background (PPM): 0.0

Convert to Well: Yes: No: x

Well I.D. #: _____

Tetra Tech, Inc.

BORING LOG

PROJECT NAME: Taxiway Tango

PROJECT NUMBER: 112IC05480

DRILLING COMPANY: Ground Zero

DRILLING RIG: DPT

BORING No.: DR-SB-215

DATE: 8/28/2013

GEOLOGIST: S. Cameron

DRILLER: J. Dzennick

Sample No. and Type or RQD	Depth (Ft.) or Run No.	Sample Recovery / Sample Length	Lithology change (Depth/Ft.) or Screened Interval	MATERIAL DESCRIPTION				Remarks	PID/FID Reading (PPM)
				Soil Density/ Consistency or Rock Hardness	Color	USCS	Material Classification		
	0.0.25			Loose	Light gray		Poorly sorted, angular, fine to coarse SAND with trace gravel. Slightly moist.	Slightly Moist	0-2ft 3.2
									2-4ft 1.7
	0.25-1.5			Loose	Light brown		Poorly sorted, well rounded, fine to coarse SAND and GRAVEL. Slightly moist.	Slightly Moist	4-6ft 0.6
									6-8ft 3.2
	1.5-3			Dense	Dark red mottled gray		Medium to high plasticity CLAY with lenses of fine grained sandy silt with trace clay. Slightly moist.	Slightly Moist	8-10ft 1.9
									10-12ft 2.3
	3-5			Loose	Light brown		Poorly sorted, well rounded, fine to coarse SAND and GRAVEL. Slightly moist.	Slightly Moist	
	5-7			Dense/hard	Red/brown mottled cream and gray		CLAYEY SILT with some fine grained SAND and medium to high plasticity clay lenses throughout. Slightly moist.	Slightly Moist	
	7-8			Hard	Red/brown mottled cream and dark gray		Medium to high plasticity CLAY with lenses of fine grained sandy silt with trace clay. Slightly moist.	Slightly Moist	
	8-8.1			Soft	Red/brown		Medium to high plasticity CLAY with lenses of fine grained sandy silt with trace clay. Slightly moist.	Slightly Moist	
	8.1-10			Loose	Light brown		Poorly sorted, well rounded, fine to coarse SAND and GRAVEL. Slightly moist.	Slightly Moist	
	10-13						No Recovery		

Remarks: Sampling 0-2 at 1040

Sampling 6-8 at 1045

DTW: not identified

Drilling Area Background (PPM): 0.0

Convert to Well: **Yes:** **No:** x

Well I.D. #:

Tetra Tech, Inc.

BORING LOG

PROJECT NAME: Taxiway Tango

PROJECT NUMBER: 112IC05480

DRILLING COMPANY: Ground Zero

DRILLING RIG: DPT

BORING No.: DR-SB-216

DATE: 8/28/2013

GEOLOGIST: S. Cameron

DRILLER: J. Dzennick

Sample No. and Type or RQD	Depth (Ft.) or Run No.	Sample Recovery / Sample Length	Lithology change (Depth/Ft.) or Screened Interval	MATERIAL DESCRIPTION				Remarks	PID/FID Reading (PPM)
				Soil Density/ Consistency or Rock Hardness	Color	USCS	Material Classification		
	1-2			Loose	Light gray		Poorly sorted, angular, fine to coarse SAND with trace gravel. Slightly moist.	Slightly Moist	0-2ft 1.2
									2-4ft 2.2
	2-5.5			Dense	Brown mottled red/brown and cream		Medium to high plasticity CLAY with lenses of fine grained sandy silt with trace clay. Slightly moist.	Slightly Moist	4-6ft 0.8
									6-8ft 2.3
	5.5-5.6			Loose	Red/brown		Angular GRAVEL. Dry	Dry	8-10ft 3.4
									10-12ft 2.5
	5.6-7.5			Dense	Light Brown		Medium to high plasticity CLAY with lenses of fine grained sandy silt with trace clay. Slightly moist.	Slightly Moist	
	7.5-9			Loose	Light brown		Poorly sorted, well rounded, fine to coarse SAND and GRAVEL. Moist.	Moist	
	9-11			Dense/Hard	Cream		Low Plasticity SILTY CLAY. Slightly moist to dry.	Slightly Moist	
	11-13						No Recovery		

Remarks: Sampling 2-4 at 1150

Sampling 6-8 at 1155

DTW: not identified

Drilling Area Background (PPM): 0.0

Convert to Well: Yes: No: x

Well I.D. #: _____

Tetra Tech, Inc.

BORING LOG

PROJECT NAME: Taxiway Tango
BORING No.: DR-SB-217
PROJECT NUMBER: 112IC05480
DATE: 8/28/2013
DRILLING COMPANY: Ground Zero
GEOLOGIST: S. Cameron
DRILLING RIG: DPT
DRILLER: J. Dzennick

Sample No. and Type or RQD	Depth (Ft.) or Run No.	Sample Recovery / Sample Length	Lithology change (Depth/Ft.) or Screened Interval	MATERIAL DESCRIPTION				Remarks	PID/FID Reading (PPM)
				Soil Density/ Consistency or Rock Hardness	Color	USCS	Material Classification		
	0-0.5			Loose	Light gray		Poorly sorted, angular, fine to coarse SAND with trace gravel. Slightly moist.	Slightly Moist	0-2ft 2.5
									2-4ft 1.9
	0.5-2			Loose	Gray brown		Poorly sorted, well rounded, fine to coarse SAND and GRAVEL with some silt. Slightly moist.	Slightly Moist	4-6ft 2.8
									6-8ft 2.8
	2-3			Hard	Brown mottled red/brown and cream		Medium to high plasticity CLAY with lenses of fine grained sandy silt with trace clay. Slightly moist.	Slightly Moist	8-10ft 1.1
									10-12ft 0.2
	3-3.5						Same as above with no silt lenses	Slightly Moist	
	3.5-5			Dense	Brown mottled red/brown and cream		Silty, fine grained SANDY CLAY with fine sand lenses at 4.5 and 4.75 feet. Slightly moist to dry.	Slightly Moist	
	5-8			Hard	Gray mottled cream and brown		Medium to high plasticity CLAY with lenses of fine grained sandy silt with trace clay. Slightly moist.	Slightly Moist	
	8-11			Loose	Gray brown		Poorly sorted, well rounded, fine to coarse SAND and GRAVEL with some silt. Slightly moist.	Slightly Moist	
	11-13			Dense/hard	Cream		CLAYEY SILT. Slightly moist.	Slightly Moist	

Remarks: Sampling 2-4 at 1410
Sampling 6-8 at 1415
DTW: not identified

Drilling Area Background (PPM): 0.0

Convert to Well: Yes: No: x

Well I.D. #: _____

Tetra Tech, Inc.

BORING LOG

PROJECT NAME: Taxiway Tango
BORING No.: DR-SB-218
PROJECT NUMBER: 112IC05480
DATE: 8/28/2013
DRILLING COMPANY: Ground Zero
GEOLOGIST: S. Cameron
DRILLING RIG: DPT
DRILLER: J. Dzennick

Sample No. and Type or RQD	Depth (Ft.) or Run No.	Sample Recovery / Sample Length	Lithology change (Depth/Ft.) or Screened Interval	MATERIAL DESCRIPTION				Remarks	PID/FID Reading (PPM)
				Soil Density/ Consistency or Rock Hardness	Color	USCS	Material Classification		
	0-1			Loose	Light gray		Poorly sorted, angular, fine to coarse SAND with trace gravel. Slightly moist.	Slightly Moist	0-2ft 2.1
									2-4ft 1.4
	1-2.5			Loose	Gray brown		Poorly sorted, well rounded, fine to coarse SAND and GRAVEL with some silt. Slightly moist.	Slightly Moist	4-6ft 1.2
									6-8ft 2.5
	2.5-4.5			Hard	Brown mottled red/brown and cream		Medium to high plasticity CLAY with lenses of fine grained sandy silt with trace clay. Slightly moist.	Slightly Moist	8-10ft 1.1
									10-12ft 0.9
	4.5-5			Dense	Dark brown mottled red/brown		Fine grained SANDY SILT with some clays. Slightly moist.	Slightly Moist	
	5-8			Hard	Gray mottled cream and red/brown		Medium to high plasticity CLAY with lenses of fine grained sandy silt with trace clay. Slightly moist.	Slightly Moist	
	8-9.5			Loose	Brown		Poorly sorted, well rounded, fine to coarse SAND and GRAVEL with some silt. Saturated	Saturated	
	9.5-10			Soft	Brown mottled red/brown and cream		Medium to high plasticity CLAY with lenses of fine grained sandy silt with trace clay. Slightly moist.	Slightly Moist	
	10-10.25			Dense	Brown mottled cream		Well sorted, medium grained SAND. Slightly moist.	Slightly Moist	
	10.25-12.5			Dense/hard	Cream		CLAYEY SILT with trace fine grained sand. Slightly moist.	Slightly Moist	
	12.5-13						No Recovery		

Remarks: Sampling 2-4 at 1500

Sampling 6-8 at 1505

DTW: approximately 8 ft bgs

Drilling Area Background (PPM): 0.0

Convert to Well: **Yes:** **No:** x

Well I.D. #: _____

Tetra Tech, Inc.

BORING LOG

PROJECT NAME: Taxiway Tango

PROJECT NUMBER: 112IC05480

DRILLING COMPANY: Ground Zero

DRILLING RIG: DPT

BORING No.: DR-SB-219

DATE: 8/29/2013

GEOLOGIST: S. Cameron

DRILLER: J. Sorto

Sample No. and Type or RQD	Depth (Ft.) or Run No.	Sample Recovery / Sample Length	Lithology change (Depth/Ft.) or Screened Interval	MATERIAL DESCRIPTION				Remarks	PID/FID Reading (PPM)
				Soil Density/ Consistency or Rock Hardness	Color	USCS	Material Classification		
	0-1			Loose	Gray brown		Poorly sorted, angular, fine to coarse SAND with trace gravel. Slightly moist.	Slightly Moist	0-2ft 1.5
									2-4ft 2.0
	1-3			Dense	Dark brown mottled red/brown and cream		Fine to medium grained SANDY SILT with some intermingled clay lenses. Slightly moist.	Slightly Moist	4-6ft 1.5
									6-8ft 1.5
	3-6			Dense	Dark brown mottled red/brown and cream		Fine to medium grained SANDY SILT with some intermingled clay lenses especially from 3.25 to 3.5 feet . Slightly moist.	Slightly Moist	8-10ft 1.2
									10-12ft 1.3
	6-8			Moderately Hard	Brown mottled red/brown and cream		Medium to high plasticity CLAY with lenses of fine grained sandy silt with trace clay. Slightly moist.	Slightly Moist	
	8-10.5			Loose	Light brown		Well sorted becoming poorly sorted SAND with gravel below 9'. Moist to wet.	Moist to wet	
	10.5-12.5			Moderately Hard	Cream		Medium to high plasticity CLAY with lenses of fine grained sandy silt with trace clay. Slightly moist.	Slightly Moist	
	12.5-13						No Recovery		
	10-10.25			Dense	Brown mottled cream		Well sorted, medium grained SAND. Slightly moist.	Slightly Moist	
	10.25-12.5			Dense/hard	Cream		CLAYEY SILT with trace fine grained sand. Slightly moist.	Slightly Moist	
	12.5-13						No Recovery		

Remarks: Sampling 2-4 at 855

Sampling 8-10 at 900

DTW: Approximately 8 ft bgs

Drilling Area Background (PPM): 0.0

Convert to Well: Yes: No: x

Well I.D. #: _____

Tetra Tech, Inc.

BORING LOG

PROJECT NAME: Taxiway Tango
BORING No.: DR-SB-220
PROJECT NUMBER: 112IC05480
DATE: 8/29/2013
DRILLING COMPANY: Ground Zero
GEOLOGIST: Chuck Mayer
DRILLING RIG: DPT
DRILLER: Jeff Dzennic

Sample No. and Type or RQD	Depth (Ft.) or Run No.	Sample Recovery / Sample Length	Lithology change (Depth/Ft.) or Screened Interval	MATERIAL DESCRIPTION				Remarks	PID/FID Reading (PPM)
				Soil Density/ Consistency or Rock Hardness	Color	USCS	Material Classification		
	0-1ft	2.7/3			Gray		Sandy Gravel	Moist	0-1ft 0.0
	1-2ft	2.7/3			Gray		Sandy Gravel	Moist	1-2ft 0.0
	2-3ft	2.7/3			Red/Brown		Silty Clay with rock fragments	Dry	2-3ft 0.0
	3-4ft	4.8/5		Stiff	Brown/Gray		Silty Clay	Moist	3-4ft 0.0
	4-5ft	4.8/5		Stiff	Gray		Sandy Clay	Moist	4-5ft 0.0
	5-6ft	4.8/5		Stiff	Light Gray		Silty Clay with rock fragments	Dry	5-6ft 0.0
	6-7ft	4.8/5			Gray		Silty Clay with Sand Lenses	Dry	6-7ft 0.0
	7-8ft	4.8/5			Gray		Silty Clay with rock graments to Sandy Gravel	Moist	7-8ft 0.0
	8-9ft	3.6/5			Brown		Sandy Gravel	Wet	8-9ft 0.0
	9-10ft	3.6/5			Brown		Sandy Gravel	Wet	9-10ft 0.0
	10-11ft	3.6/5			Light Brown		Sandy Gravel with Clay Lense	Wet	10-11ft 0.0
	11-12ft	3.6/5			Gray		Sandy Clay	Moist	11-12ft 0.0
	12-13ft	3.6/5			Gray		Sandy Clay	Moist	12-13ft 0.0

Remarks: DUP 01 Sampling 2-4 at 915

Sampling 4-6 at 925

DTW: approximately 8 ft bgs

Drilling Area Background (PPM):

Convert to Well: Yes: No: x

Well I.D. #:

Tetra Tech, Inc.

BORING LOG

PROJECT NAME: Taxiway Tango

PROJECT NUMBER: 112IC05480

DRILLING COMPANY: Ground Zero

DRILLING RIG: DPT

BORING No.: DR-SB-221

DATE: 8/29/2013

GEOLOGIST: Chuck Mayer

DRILLER: Jeff Dzennic

Sample No. and Type or RQD	Depth (Ft.) or Run No.	Sample Recovery / Sample Length	Lithology change (Depth/Ft.) or Screened Interval	MATERIAL DESCRIPTION				Remarks	PID/FID Reading (PPM)
				Soil Density/ Consistency or Rock Hardness	Color	USCS	Material Classification		
	0-1ft	3.6/5			Red/Brown		Silty Sand with rock fragments	Dry	0-1ft 0.0
	1-2ft	3.6/5			Red/Brown		Silty Clay	Dry	1-2ft 0.0
	2-3ft	3.6/5			Light Gray		Silty Clay	Dry	2-3ft 0.0
	3-4ft	3.6/5			Dark Gray		Silty Clay	Moist and sticky	3-4ft 0.0
	4-5ft	3.6/5			Dark Gray		Silty Clay with peat	Moist and sticky	4-5ft 0.0
	5-6ft	3.3/5			Dark Gray		Silty Clay with Peat	Moist and sticky	5-6ft 0.0
	6-7ft	3.3/5			Dark Gray		Sandy Silt	Wet	6-7ft 0.0
	7-8ft	3.3/5			Gray/Black		Sandy Silt with roots and Peat	Wet	7-8ft 0.0
	8-9ft	3.3/5			Gray		Silty Clay	Moist	8-9ft 0.0
	9-10ft	3.3/5		Stiff	Light Gray		Clay to Clayey Silt	Dry to Moist	9-10ft 0.0
	10-11ft	1.8/2			Light Gray		Clayey Silt	Moist	10-11ft 0.0
	11-12ft	1.8/2			Light Gray with Orange mottles		Clayey Silt	Dry	11-12ft 0.0

Remarks: DUP 01 Sampling 4-6 at 1030

Sampling 8-10 at 1040

DTW: Approximately 6 ft bgs

Drilling Area Background (PPM): ☐

Convert to Well: Yes: No: x

Well I.D. #: _____

Tetra Tech, Inc.

BORING LOG

PROJECT NAME: Taxiway Tango
BORING No.: DR-SB-222
PROJECT NUMBER: 112IC05480
DATE: 8/29/2013
DRILLING COMPANY: Ground Zero
GEOLOGIST: S. Cameron
DRILLING RIG: DPT
DRILLER: J. Sorto

Sample No. and Type or RQD	Depth (Ft.) or Run No.	Sample Recovery / Sample Length	Lithology change (Depth/Ft.) or Screened Interval	MATERIAL DESCRIPTION				Remarks	PID/FID Reading (PPM)
				Soil Density/ Consistency or Rock Hardness	Color	USCS	Material Classification		
	0-2			Loose	Light gray		Poorly sorted, angular, fine to coarse SAND with trace gravel. Slightly moist.	Slightly Moist	0-2ft 1.6
									2-4ft 1.9
	2-3			Hard	Brown mottled red/brown and cream		Medium to high plasticity CLAY with lenses of fine grained sandy silt with trace clay. Slightly moist.	Slightly Moist	4-6ft 1.0
									6-8ft 1.0
	3-8			Dense	Dark brown mottled red/brown and cream		Same as above with fine grained sand veins at 5 and 6 feet.	Slightly Moist	8-10ft 0.7
									10-12ft 1.2
	8-10			Moderately Hard	Brown mottled red/brown and cream		Medium to high plasticity CLAY with lenses of fine grained sandy silt with trace clay. Slightly moist.	Slightly Moist	
	10-10.5			Loose	Light brown		Well sorted becoming poorly sorted SAND with gravel below 9'. Moist to wet.	Moist to wet	
	10.5-11.5			Dense	Cream mottled brown		SILTY fine to medium grained SAND. Slightly moist.	Slightly Moist	
	11.5-13						No Recovery		

Remarks: Sampling 2-4 at 935

Sampling 8-10 at 940

DTW: Approximately 10 ft bgs

Drilling Area Background (PPM): 0.0

Convert to Well: **Yes:** **No:** x

Well I.D. #: _____

Tetra Tech, Inc.

BORING LOG

PROJECT NAME: Taxiway Tango

PROJECT NUMBER: 112IC05480

DRILLING COMPANY: Ground Zero

DRILLING RIG: DPT

BORING No.: DR-SB-223

DATE: 8/29/2013

GEOLOGIST: Chuck Mayer

DRILLER: Jeff Dzennic

Sample No. and Type or RQD	Depth (Ft.) or Run No.	Sample Recovery / Sample Length	Lithology change (Depth/Ft.) or Screened Interval	MATERIAL DESCRIPTION				Remarks	PID/FID Reading (PPM)
				Soil Density/ Consistency or Rock Hardness	Color	USCS	Material Classification		
	0-1ft	3/3			Light Gray		Sandy Gravel	Moist	0-1ft 0.0
	1-2ft	3/3			Light Gray		Sandy Gravel	Dry	1-2ft 0.0
	2-3ft	3/3			Red/Gray		Silty Clay with brown layering	Dry	2-3ft 0.0
	3-4ft	4/5		Stiff	Gray/Brown		Silty Clay	Dry	3-4ft 0.0
	4-5ft	4/5			Gray		Sandy Clay	Dry	4-5ft 0.2
	5-6ft	4/5			Brown/Black		Fine to very fine Sand with rock fragments	Dry	5-6ft 0.2
	6-7ft	4/5			Light Brown		Sandy Gravel	Moist	6-7ft 0.0
	7-8ft	4/5			Light Brown		Sandy Gravel	Wet	7-8ft 0.0
	8-9ft	2.7/5			Light Brown		Fine Sand to Stiff Clay	Moist	8-9ft 0.0
	9-10ft	2.7/5			Light Brown		Fine to medium Sand	Wet	9-10ft 0.0
	10-11ft	2.7/5			Light Brown		Fine Grained Sand	Wet	10-11ft 0.0
	11-12ft	2.7/5			Light Brown		Fine Grained Sand	Wet	11-12ft 0.0
	12-13ft	2.7/5			Light Brown		Fine Sand to Clayey Fine Sand	Wet	12-13ft 0.0

Remarks: DUP 01 Sampling 4-6 at 1140

Sampling 6-8 at 1150

DTW: Approximately 7 ft bgs

Drilling Area Background (PPM): ☐

Convert to Well: Yes: No: x

Well I.D. #: _____

Tetra Tech, Inc.

BORING LOG

PROJECT NAME: Taxiway Tango
BORING No.: DR-SB-224
PROJECT NUMBER: 112IC05480
DATE: 8/29/2013
DRILLING COMPANY: Ground Zero
GEOLOGIST: S. Cameron
DRILLING RIG: DPT
DRILLER: J. Sorto

Sample No. and Type or RQD	Depth (Ft.) or Run No.	Sample Recovery / Sample Length	Lithology change (Depth/Ft.) or Screened Interval	MATERIAL DESCRIPTION				Remarks	PID/FID Reading (PPM)
				Soil Density/ Consistency or Rock Hardness	Color	USCS	Material Classification		
	0-1.5			Loose	Light gray		Poorly sorted, angular, fine to coarse SAND with trace gravel. Slightly moist.	Slightly Moist	0-2ft 2.9
									2-4ft 2.5
	1.5-3			Moderately Hard	Brown mottled red/brown and cream		Medium to high plasticity CLAY with lenses of fine grained sandy silt with trace clay and a coarse grained gravel lense at 2.9 feet . Slightly moist.	Slightly Moist	4-6ft 2.3
									6-8ft 1.8
	3-7						Same as above with increased sandy silt with black clasts from 5-6 feet and a fine to medium grained gravelly sand vein at 6.8 feet.	Slightly Moist	8-10ft 1.4
									10-12ft 1.9
	7-8			Loose	Light brown		Poorly sorted, well rounded, fine to coarse SAND and GRAVEL with some silt. Slightly moist.	Slightly Moist	
	8-8.5			Moderately soft	Red/brown mottle light brown		Medium to high plasticity CLAY. Slightly moist.	Slightly Moist	
	8.5-10			Loose	Light brown		Poorly sorted, well rounded, fine to coarse SAND and GRAVEL with some silt. Slightly moist.	Slightly Moist	
	10-12			Soft becoming dense	Cream mottled light brown		CLAYEY SILT with trace fine grained sand. Slightly moist.	Slightly Moist	
	12-13						No Recovery		

Remarks: Sampling 2-4 at 1025

Sampling 6-8 at 1030

DTW: not identified

Drilling Area Background (PPM): 0.0

Convert to Well: Yes: No: x

Well I.D. #: _____

Tetra Tech, Inc.

BORING LOG

PROJECT NAME: Taxiway Tango

PROJECT NUMBER: 112IC05480

DRILLING COMPANY: Ground Zero

DRILLING RIG: DPT

BORING No.: DR-SB-225

DATE: 8/29/2013

GEOLOGIST: S. Cameron

DRILLER: J. Sorto

Sample No. and Type or RQD	Depth (Ft.) or Run No.	Sample Recovery / Sample Length	Lithology change (Depth/Ft.) or Screened Interval	MATERIAL DESCRIPTION				Remarks	PID/FID Reading (PPM)
				Soil Density/ Consistency or Rock Hardness	Color	USCS	Material Classification		
	0-1.75			Loose	Light gray		Poorly sorted, angular, fine to coarse SAND with trace gravel. Slightly moist.	Slightly Moist	0-2ft 0.2
									2-4ft 3.8
	1.75-2.5			Moderately	Brown mottled red/brown and cream		Medium to high plasticity CLAY with lenses of fine grained sandy silt with trace clay. Slightly moist.	Slightly Moist	4-6ft 3.4
									6-8ft 2.2
	2.5-4			Dense	Light brown mottled cream		SILTY fine grained SAND with some clay. Slightly moist.	Slightly Moist	8-10ft 2.9
									10-12ft 1.6
	4-6			Moderately soft	Red/brown mottled gray and cream		Medium to high plasticity CLAY with lenses of fine grained sandy silt with trace clay. Slightly moist.	Slightly Moist	
	6-7			Dense	Red/brown mottled cream and brown		SILTY fine grained SAND with some clay. Slightly moist.	Slightly Moist	
	7-8						No Recovery		
	8-9			Soft	Red/brown mottled brown		Medium to high plasticity CLAY. Moist.	Moist	
	9-10.5			Loose	Light brown		Poorly sorted, well rounded, fine to coarse SAND and GRAVEL with trace silt. Wet.	Wet	
	10.5-12			Soft	Brown mottled red/brown and cream		Medium to high plasticity CLAY with lenses of fine grained sandy silt with trace clay. Slightly moist.	Slightly Moist	
	12-13						No Recovery		

Remarks: Sampling 2-4 at 1105

Sampling 4-6 at 1110

DTW: Approximately 9 ft. bgs

Drilling Area Background (PPM): 0.0

Convert to Well: Yes: No: x

Well I.D. #:

APPENDIX I—GEOPHYSICAL SURVEY REPORT

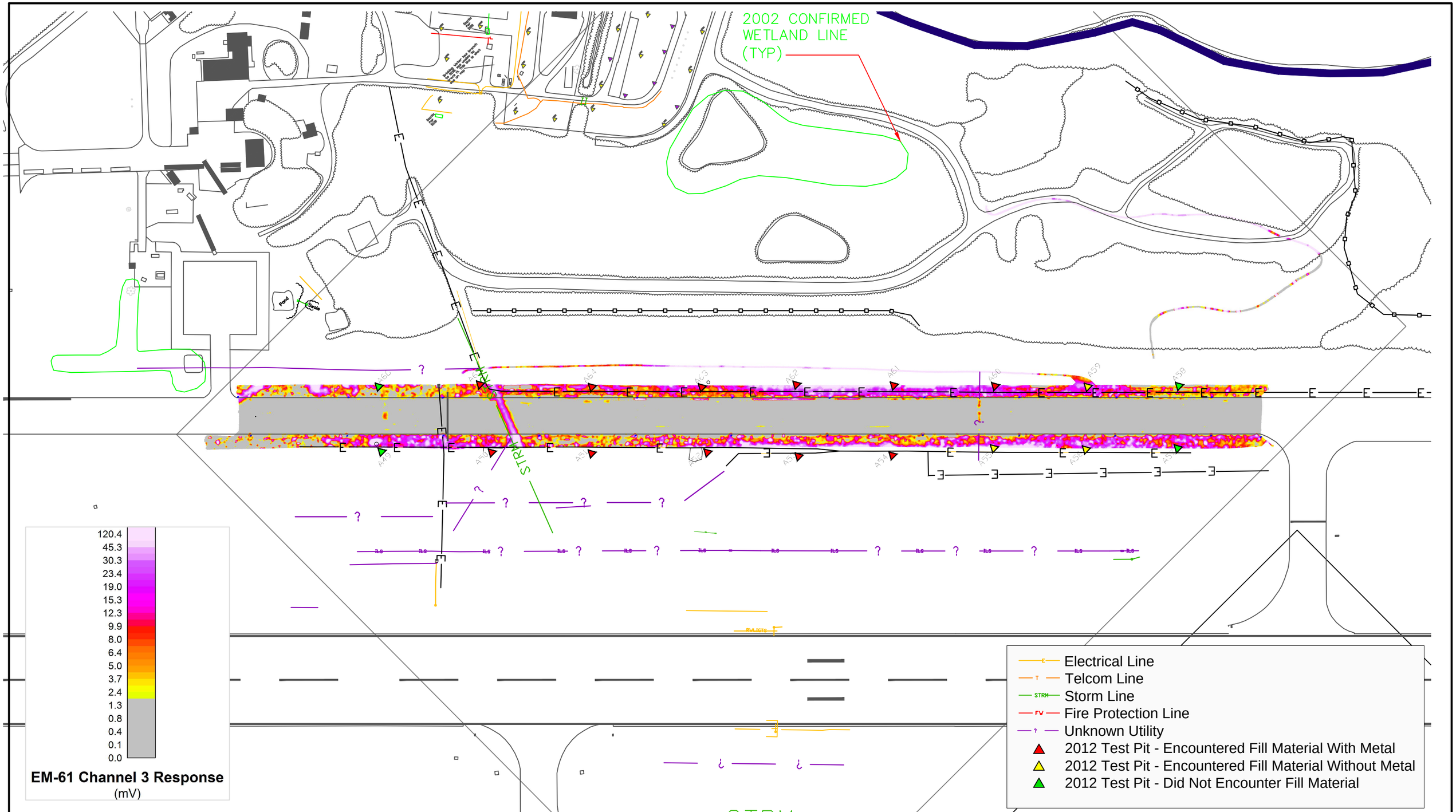

The information depicted on this drawing represents survey results on the date surveyed and can only be considered to be indicative of the general conditions existing on that survey date.

Coordinates in Maryland State Plane (feet) NAD-83 Datum.

Prepared by: Enviroscan, Inc. 1051 Columbia Avenue Lancaster, PA (717) 396-8922	**EM-61 Survey Results**	**Taxiway Tango SurveyArea** **Martin State Airport Middle River, MD**	Figure 1
		Project Number 041339 / Survey Date 08/28/13	Drawn by: WES
		Original Scale 1" = 100' / Revision/Issue 10/21/13	Approved by: FKB

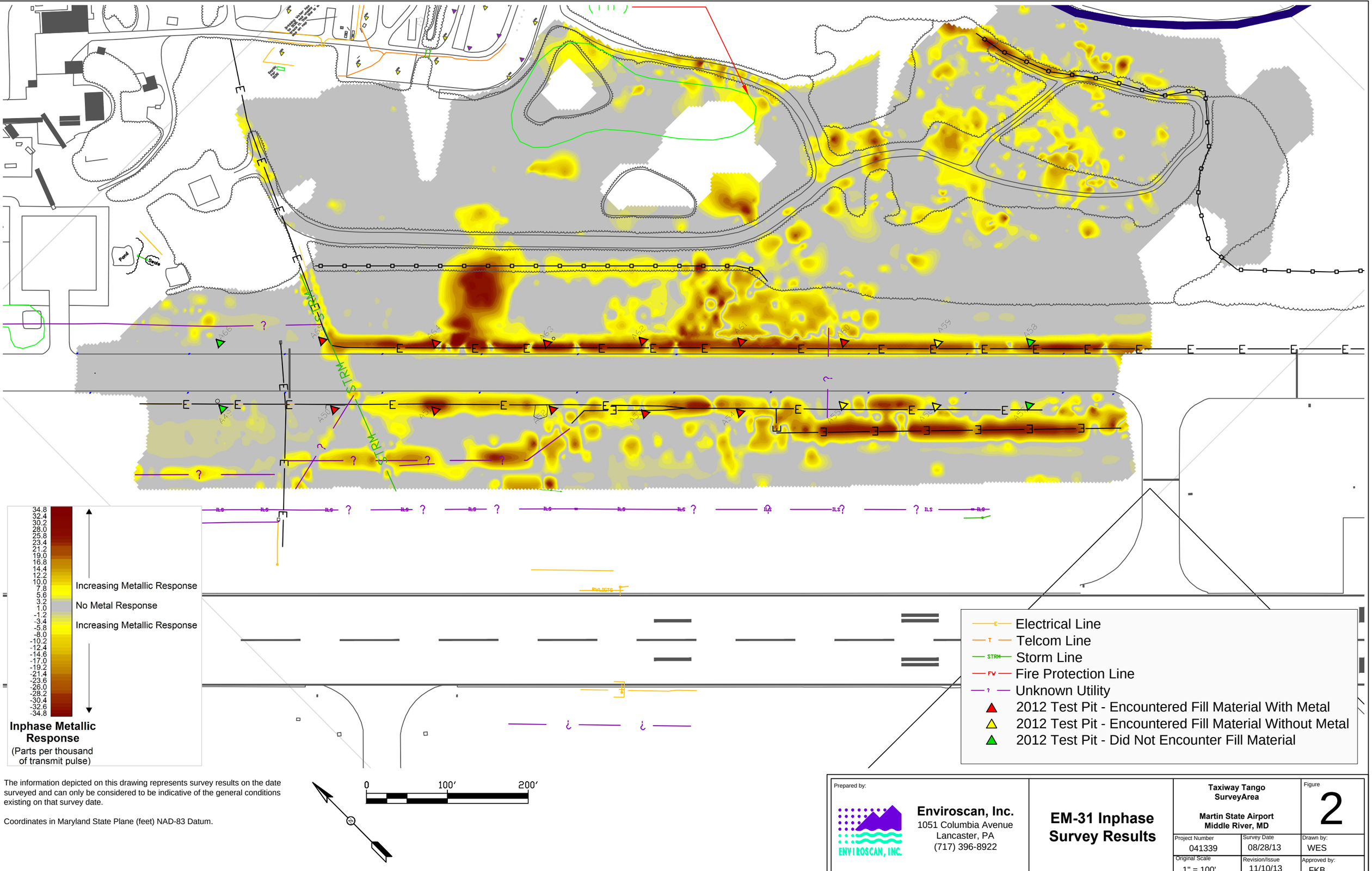

The information depicted on this drawing represents survey results on the date surveyed and can only be considered to be indicative of the general conditions existing on that survey date.

Coordinates in Maryland State Plane (feet) NAD-83 Datum.

Prepared by:

Enviroscan, Inc.
1051 Columbia Avenue
Lancaster, PA
(717) 396-8922

EM-31 Inphase Survey Results

Taxiway Tango SurveyArea

Martin State Airport
Middle River, MD

Figure 2

Project Number	Survey Date	Drawn by:
041339	08/28/13	WES
Original Scale	Revision/Issue	Approved by:
1" = 100'	11/10/13	FKB

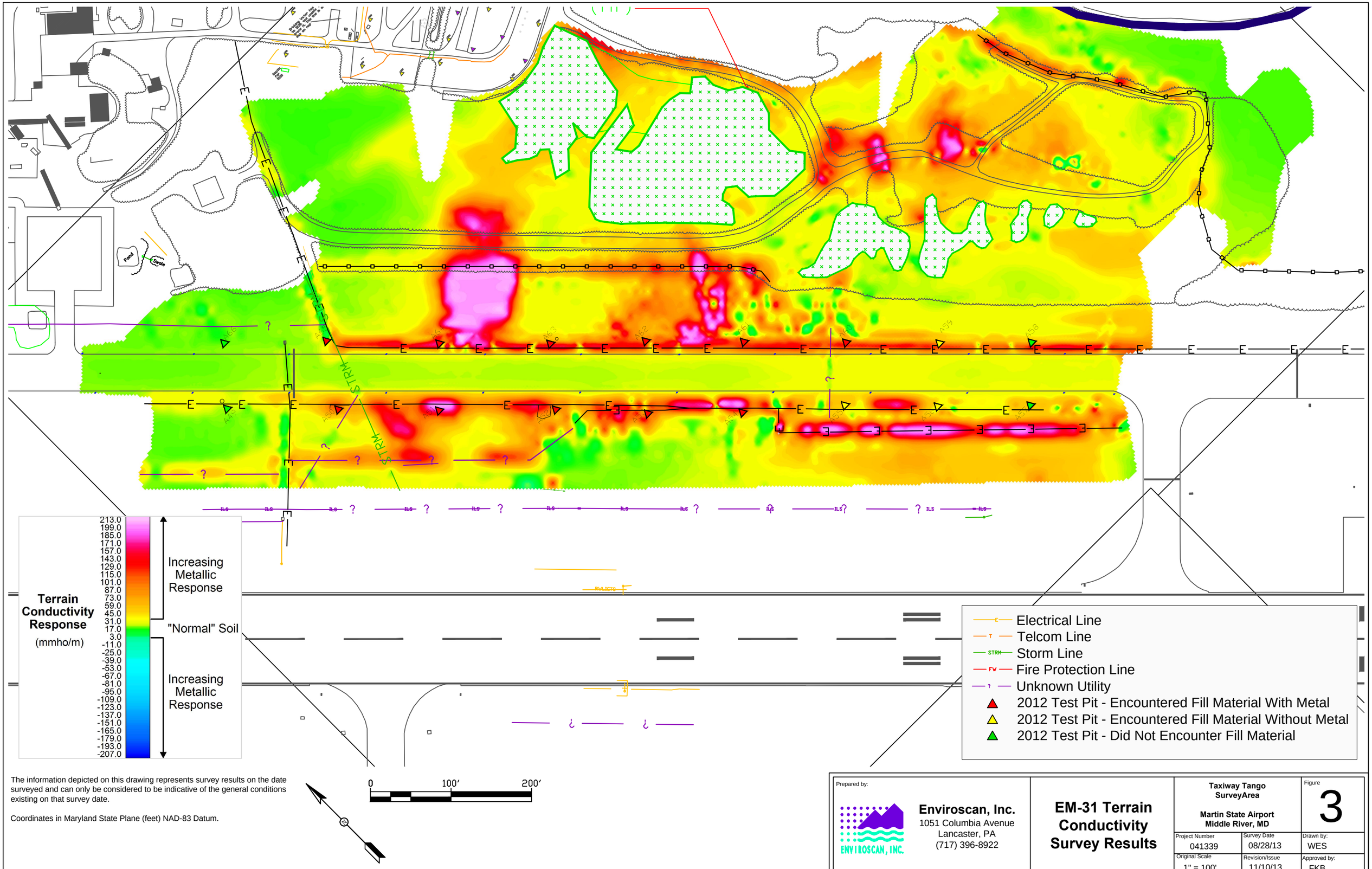

The information depicted on this drawing represents survey results on the date surveyed and can only be considered to be indicative of the general conditions existing on that survey date.

Coordinates in Maryland State Plane (feet) NAD-83 Datum.

Prepared by:

Enviroscan, Inc.
1051 Columbia Avenue
Lancaster, PA
(717) 396-8922

EM-31 Terrain Conductivity Survey Results

Taxiway Tango SurveyArea

Martin State Airport
Middle River, MD

Figure 3

Project Number	Survey Date	Drawn by:
041339	08/28/13	WES
Original Scale	Revision/Issue	Approved by:
1" = 100'	11/10/13	FKB

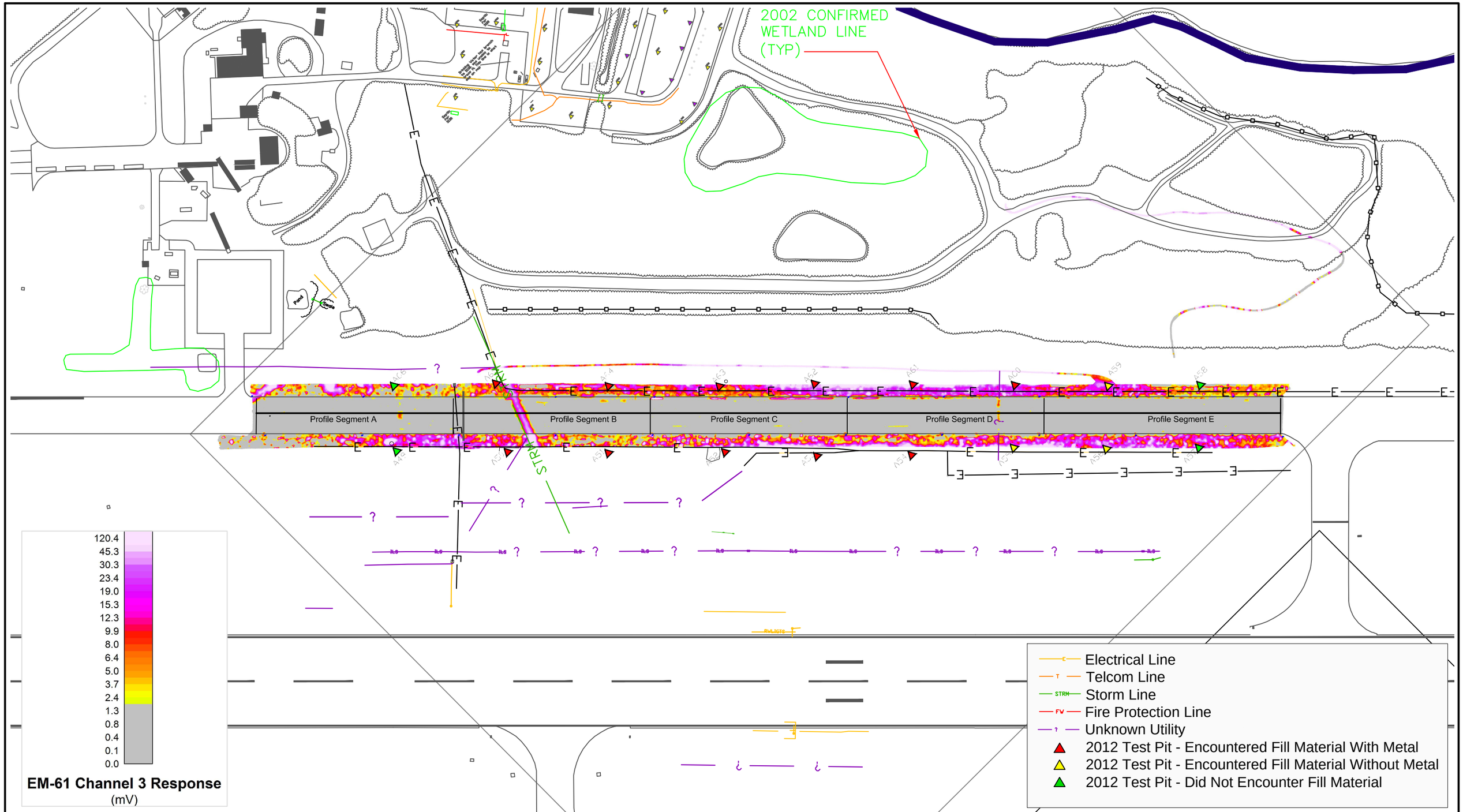

The information depicted on this drawing represents survey results on the date surveyed and can only be considered to be indicative of the general conditions existing on that survey date.

Coordinates in Maryland State Plane (feet) NAD-83 Datum.

Prepared by: Enviroscan, Inc. 1051 Columbia Avenue Lancaster, PA (717) 396-8922	**Example GPR Profile Location**	Taxiway Tango SurveyArea Martin State Airport Middle River, MD	Figure 4
		Project Number 041339 / Survey Date 08/28/13	Drawn by: WES
		Original Scale 1" = 100' / Revision/Issue 11/10/13	Approved by: FKB

Final Report
Geophysical Survey
Detection/Delineation of Suspected Landfill Material
Below a Section of Taxiway Tango
Maryland Air National Guard
Martin State Airport
Middle River, MD
Enviroscan Reference Number 041339

Prepared For: TetraTech NUS, Inc.
Prepared By: Enviroscan, Inc.
October 21, 2013

1051 Columbia Avenue ● Lancaster, PA 17603 ● 717.396.8922 ● Fax 717.396.8746 ● email@enviroscan.com ● www.enviroscan.com

October 21, 2013

Mr. Anthony Apanavage
Tetra Tech NUS, Inc.
20251 Century Boulevard
Suite 200
Germantown, MD 20874-7114

RE: Geophysical Survey
Detection/Delineation of Suspected Landfill Material
Below a Section of Taxiway Tango
Maryland Air National Guard
Martin State Airport
Middle River, MD
Enviroscan Reference Number 041339

Dear Mr. Apanavage:

Pursuant to the specifications of our proposal, dated May 28, 2013, Enviroscan, Inc. conducted a multi-technique geophysical survey at the above-referenced site from August 19 to August 28, 2013. The purpose of the survey was to detect/delineate suspected landfill material below the concrete surface of a portion of the Air National Guard Taxiway Tango at Martin State Airport, Middle River, MD.

Methods

In order to delineate the widest range of suspected landfill materials Enviroscan performed a multi-technique survey. The equipment utilized included:

- A Geonics Ltd. EM-61MK2 metal detector to detect any metallic debris below the taxiway;
- a Geonics Ltd. EM-31MK2 terrain conductivity meter to delineate areas with abnormal electrical characteristics in the soils below the taxiway that may result from landfill material; and
- a GSSI SIR-2000 ground penetrating radar (GPR) system to image the area below the taxiway in an attempt to delineate any areas of soil disturbance that may result from past landfill excavations.

EM-61 MK2 Survey

The EM-61 MK2 uses a one-meter by ½-meter coil to transmit 150 electromagnetic pulses per second into the ground at each measurement station. During the off-time between transmitted pulses, a receiver coil measures the decay of transient electrical currents induced by the transmitted pulses. The decay is characterized by recording the strength of the transient electrical currents (in milliVolts) at four different delays or time gates following shut-off of the applied field. Electrical currents in moderately conductive earth materials (e.g. electrolytic soils) dissipate rapidly, leaving the more prolonged currents due to buried metallic objects. The EM-61 MK2 measures the surficial electrical potential due to the prolonged subsurface currents, providing a digital read-out of the relative metallic content of the subsurface.

To complete the EM-61 MK2 survey, a system of profiles (at approximately 5-foot intervals) were surveyed by towing the EM-61 MK2 behind an all-terrain utility vehicle within the client designated portion of Taxiway Tango plus 25 feet to the east and west of the edge of the taxiway concrete. Data were collected at a rate of four readings per second (for an average station spacing of approximately one foot). Location control was maintained using a Topcon GMS-110 global positioning system (GPS) receiver. The GPS positions were collected with real-time differential correction, using the corrections from a coastguard beacon in Annapolis, MD. The resulting differential GPS (DGPS) positions have an accuracy of better than two feet. GPS and EM data were fed simultaneously to a Juniper System Allegro data logger running RTMap 61 software by Geomar, Inc. This software allows display of the data coverage in real time to ensure complete site coverage.

Results of the EM-61MK2 survey are depicted as contours of the individual EM-61 MK2 station measurements in Figure 1 overlain on a facility base map and on the results of past utility surveys performed by Enviroscan. The EM-61 MK2 records four measurements spaced by time (time gates) after the initial transmit pulse. Gate 1 reads responses from metal targets of all depth and size within the range and sensitivity of the instrument. Gate 2 filters out the smallest targets. Gates 3 and 4 read responses from large targets, with Gate 3 showing the least interference from smaller targets. The purpose of this survey was to detect and delineate any metallic debris that might be associated with landfill material.

EM-31 MK2 Survey

The EM-31MK2 employs an electromagnetic transmitter coil to induce an electric current in the earth. This current creates a secondary electromagnetic field that is measured by a receiver coil at a fixed separation of 3.7 meters from the transmitter coil. The secondary electromagnetic field has two components: the quadrature component, which is proportional to the bulk electrical conductivity or terrain conductivity (in millimhos per meter or mmho/m) of the subsurface materials, and the inphase component (in parts per thousand or ppt), which is primarily a measure of the relative concentration of metallic material in the subsurface. Note that in the presence of extremely high terrain conductivity material, the dynamic range of the EM-31MK2 can be exceeded (or "saturated"), and the instrument will register spurious negative conductivities (a physical impossibility). These negative conductivities therefore actually represent very high positive conductivities. Similar saturation in the presence of significant metal can cause a spurious negative inphase response that should also be interpreted as a very high positive value.

For this survey, Enviroscan employed the EM-31MK2 in vertical dipole mode. The effective survey depth of the EM-31MK2 is depicted in Appendix A. The instrument is almost completely insensitive to material at the ground surface, and has a peak sensitivity to material at a depth of approximately five feet (see incremental sensitivity curve in Appendix A). Below five feet, the sensitivity diminishes approximately logarithmically. The cumulative effect of this varying sensitivity is also depicted in Appendix A. As the cumulative sensitivity curve shows, approximately 80 percent of the signal originates at depths less than 25 feet. Therefore, the terrain conductivity or inphase response measured by the EM-31MK2 in vertical dipole mode represents primarily subsurface electrical properties at a depth of five feet (plus or minus), with little contribution from material at the ground surface, and moderate (and diminishing) contribution from materials down to approximately 25 feet. The vertical dipole EM-31MK2 was selected to screen-out the potentially time-varying effects of surficial variations in ground cover (noted above), while maintaining a significant effective survey depth.

The EM survey was completed by collecting vertical dipole mode terrain conductivity and inphase data along profiles spaced approximately 10 feet apart on the surface of the taxiway only. Along those survey profiles, measurement stations were defined by automatically triggering matching inphase and conductivity readings at half-second intervals as the instrument was hand-carried.

Results of the EM-31 MK2 inphase and terrain conductivity survey are depicted as contours of the individual EM-31 MK2 station measurements in Figures 2 and 3 respectively. The data collected for this survey within the extents of the taxiway were combined with the EM-31 MK2 data collected to the north and south of the taxiway during a survey performed by Enviroscan in 2007 (Enviroscan Project # 090710). The contours are overlain on a facility base map and on the results of past utility surveys performed by Enviroscan.

Ground Penetrating Radar Survey

Ground penetrating radar (GPR) systems produce cross-sectional images of subsurface features and layers by continuously emitting pulses of radar-frequency energy from a scanning antenna as it is towed along a survey profile. The radar pulses are reflected by interfaces between materials with differing dielectric properties. The reflections return to the antenna and are displayed on a video monitor as a continuous cross-section in real time. Disturbed soils, metal, stone, and wood targets, as well as subsurface voids produce subtle but recognizable reflections.

Enviroscan performed GPR scanning of the survey area using a GSSI SIR-2000 GPR controller, along with a 500 MHz scanning antenna with an optical survey wheel for accurate scanning distance control. The survey areas were scanned along profiles spaced ten feet apart, at 0, 10, 20, 30, 40, 50, 60, and 72 feet from the northeastern edge of the taxiway. The profiles were recorded from the northwest to southeast in sections of 72 x 400 feet, for a total of 5 sections, labeled A through E, covering the length of the client-designated section of the taxiway (see Figure 4).

The recorded images for all the profiles are stored on Enviroscan's server. For this report, one representative profile is displayed in Figures 5 and 6. This profile is located 30 feet from the northern edge of the taxiway and is represented by the black line running northeast to southwest on the runway in Figure 4. The color range of the cross sections depicted in Figures 5 and 6 represents the amplitude of the reflected radar pulse. White and black represent a strong reflection. Shades of grey represent moderate to weak reflections. The X-axis represents the along-profile distance in feet. The Y-axis represents the approximate depth below the ground surface. The depth estimate of the radar signals was calculated using a parabola-matching routine in software package GPR-Slice by the Geophysical Archaeometry Laboratory, which uses the matched shape of an imaged object to calculate the ratio of depth to dialectic constant of the onsite soil.

Results Summary

The results of the EM-61 MK2 and EM-31 MK2 surveys, depicted in Figures 1 through 3, show no metallic or high conductivity material associated with landfill material below the surface of the taxiway. Several metallic utilities that cross the taxiway were imaged; however, their presence was already known.

The EM-61 MK2 results show only one metallic anomaly below the taxiway that is not caused by a known utility. This anomaly, located southwest of the test pit symbol named A56, results from towing the EM-61 MK2 instrument too close to one of the geoprobe rigs that were present during the survey. This anomaly is the result of surface metal and not subsurface metal.

The EM-61 MK2 results also show numerous metallic anomalies of varying sizes to the north and south of the taxiway. The location of test pits excavated by Tetra Tech NUS to the northeast and southwest of the taxiway are shown in Figures 1 through 3. The colors of the symbols indicated the presence and type of landfill material. Green indicates that no landfill material was noted in the excavation logs supplied to Enviroscan, Yellow indicates that nonmetallic landfill material was noted in the excavation logs supplied to Enviroscan, and Red indicates that landfill material with metal objects present was noted in the excavation logs supplied to Enviroscan. In one instance, Test Pit A49, which was logged as "clear of landfill material" was near a large metallic object (detected by the EM61) measuring 26 feet by 12 feet.

The EM-31 MK2 also showed inphase and terrain conductivity anomalies representing suspected landfill material to the north and south of the taxiway, but none below the taxiway itself.

The GPR survey showed no disturbances in the soil profile characteristic of past excavations or landfill material. The representative profile shown in segments on Figures 5 and 6 delineated several features in the soil profile, such as the top and bottom the near-surface clay layer noted in soil borings performed below the taxiway. The locations of many of these borings are noted above each profile segment. Another notable feature is the radical change in the soil profile within Segment D at 1270 feet along the profile. The image shows the sudden disappearance of the near-surface clay layer. This is thought to be near the location where the runway was lengthened during past construction.

Limitations

The above-referenced geophysical survey was completed using standard and/or routinely accepted practices of the geophysical industry and equipment representing the best available technology. Enviroscan does not accept responsibility for survey limitations due to inherent technological limitations or unforeseen site-specific conditions. However, we make every effort to identify and notify the client of such limitations or conditions.

As always, we appreciate this opportunity to have worked with you. If you have any questions, please do not hesitate to contact me.

Sincerely,
Enviroscan, Inc.



William E. Steinhart III, M.Sc., P.G.
Principal Geophysicist

Technical Review By:
Enviroscan, Inc.



Felicia Kegel Bechtel, M.Sc., P.G.
President

enc.: Figure 1: EM-61 Survey Results
Figure 2: EM-31 Inphase Survey Results
Figure 3: EM-31 Terrain Conductivity Survey Results
Figure 4: Example GPR Profile Location
Figure 5: Example GPR Profile Segments A through C
Figure 6: Example GPR Profile Segments D and E
Appendix A: EM-31 Vertical Dipole Mode Depth Response

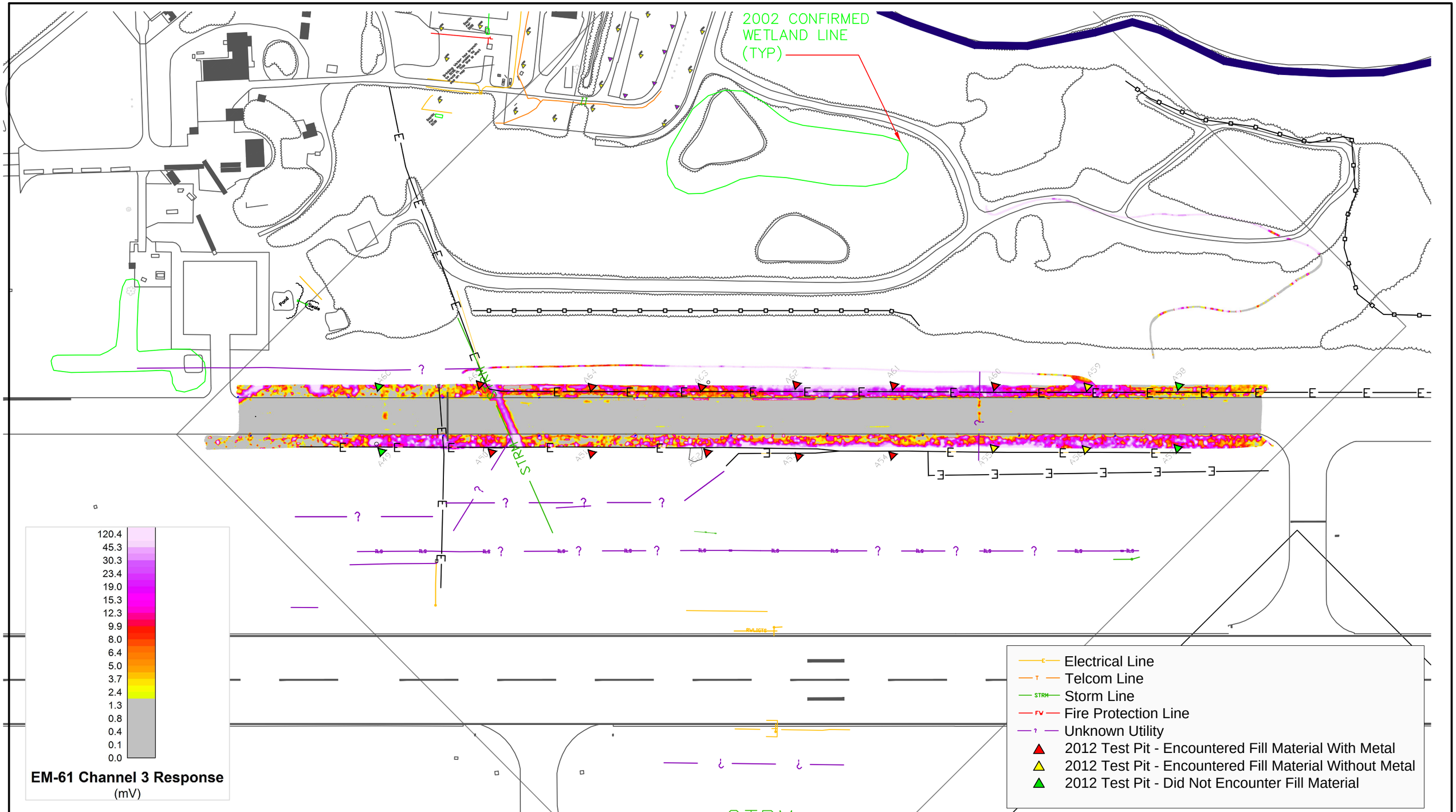

The information depicted on this drawing represents survey results on the date surveyed and can only be considered to be indicative of the general conditions existing on that survey date.

Coordinates in Maryland State Plane (feet) NAD-83 Datum.

Prepared by: Enviroscan, Inc. 1051 Columbia Avenue Lancaster, PA (717) 396-8922	**EM-61 Survey Results**	**Taxiway Tango SurveyArea** **Martin State Airport Middle River, MD**	Figure 1
		Project Number 041339 / Survey Date 08/28/13	Drawn by: WES
		Original Scale 1" = 100' / Revision/Issue 10/21/13	Approved by: FKB

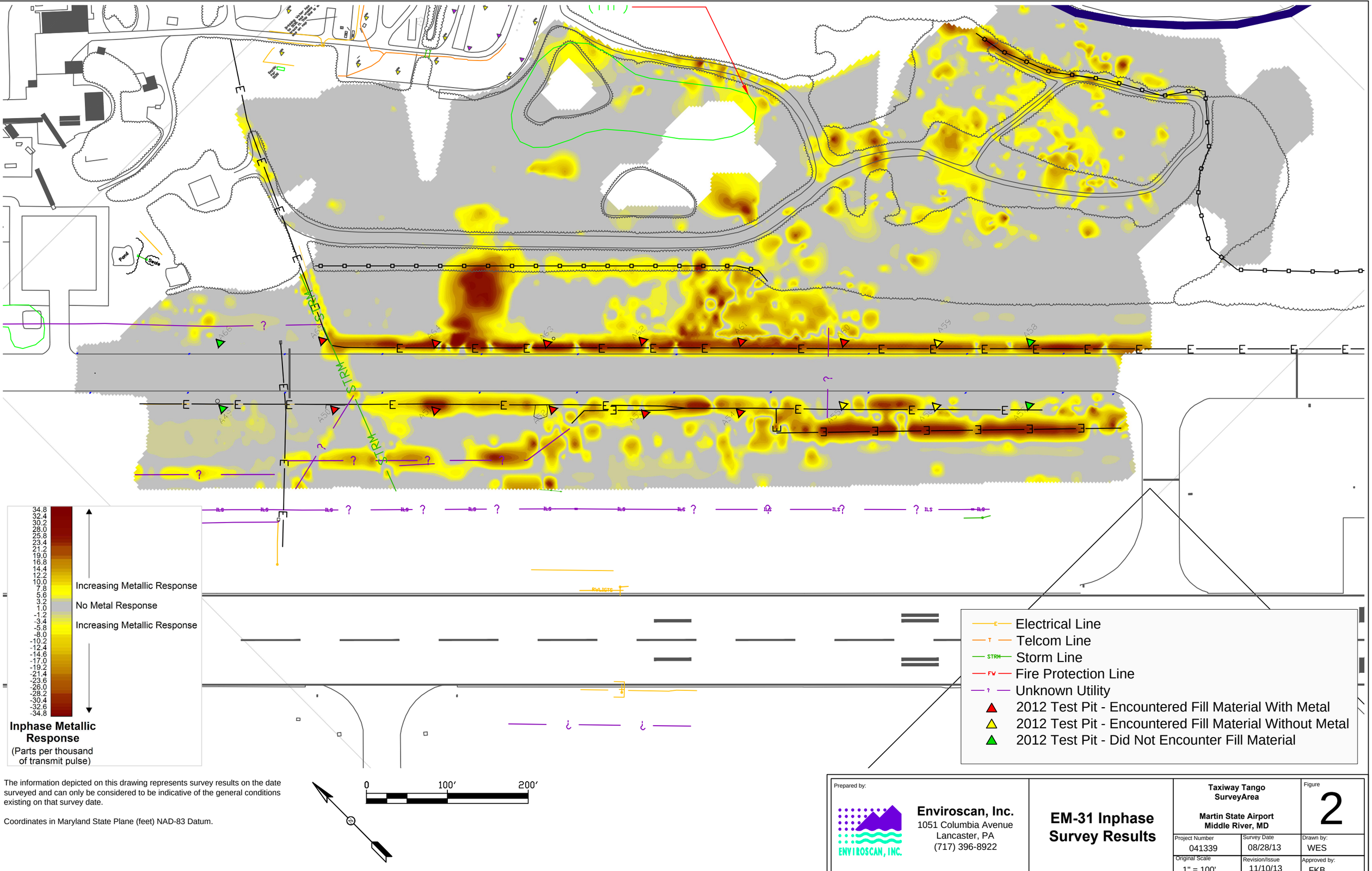

The information depicted on this drawing represents survey results on the date surveyed and can only be considered to be indicative of the general conditions existing on that survey date.

Coordinates in Maryland State Plane (feet) NAD-83 Datum.

Prepared by:

Enviroscan, Inc.
1051 Columbia Avenue
Lancaster, PA
(717) 396-8922

EM-31 Inphase Survey Results

Taxiway Tango SurveyArea

Martin State Airport
Middle River, MD

Figure 2

Project Number	Survey Date	Drawn by:
041339	08/28/13	WES
Original Scale	Revision/Issue	Approved by:
1" = 100'	11/10/13	FKB

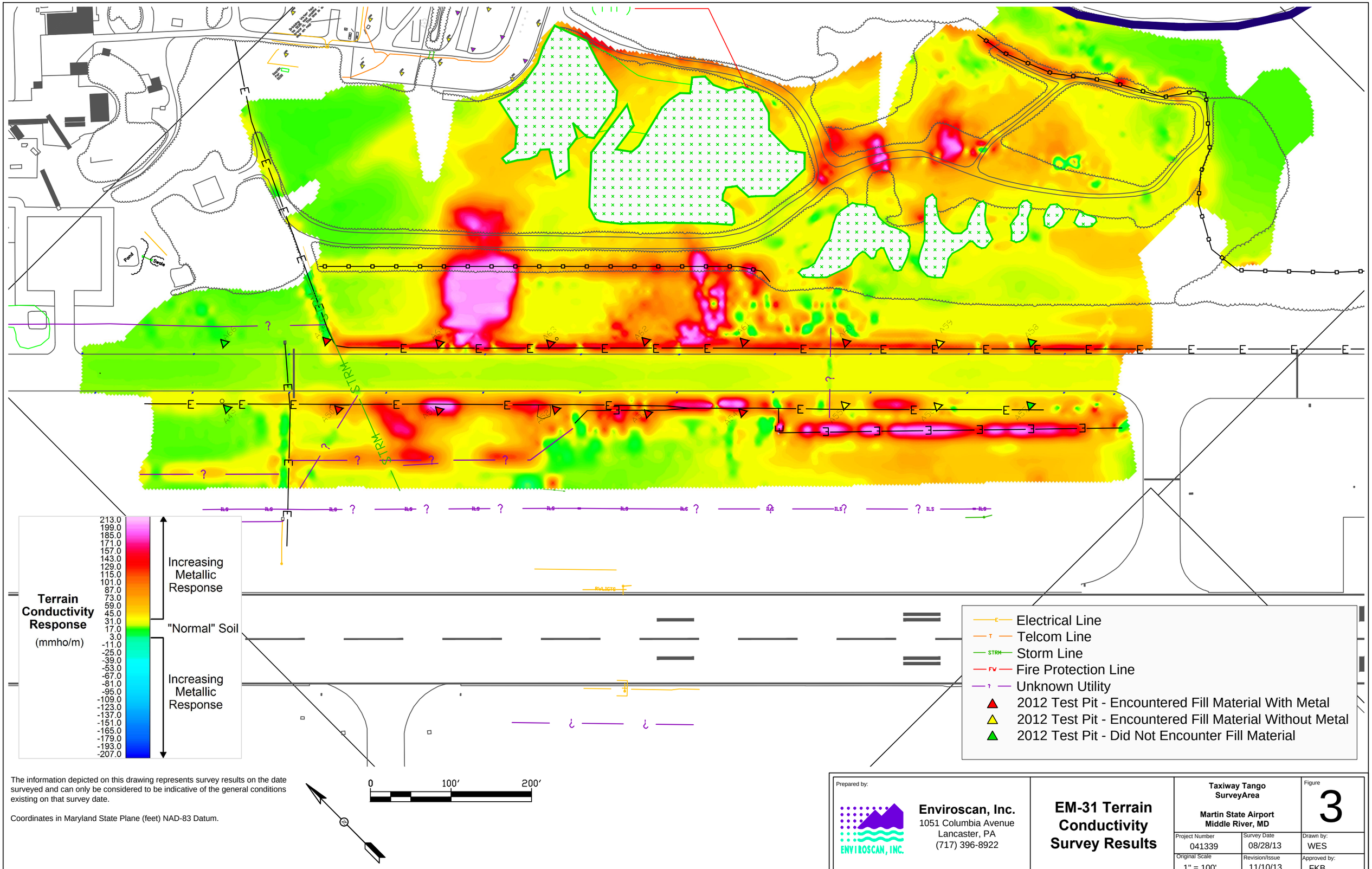

The information depicted on this drawing represents survey results on the date surveyed and can only be considered to be indicative of the general conditions existing on that survey date.

Coordinates in Maryland State Plane (feet) NAD-83 Datum.

Prepared by:

Enviroscan, Inc.
1051 Columbia Avenue
Lancaster, PA
(717) 396-8922

EM-31 Terrain Conductivity Survey Results

Taxiway Tango SurveyArea

Martin State Airport
Middle River, MD

Figure 3

Project Number	Survey Date	Drawn by:
041339	08/28/13	WES
Original Scale	Revision/Issue	Approved by:
1" = 100'	11/10/13	FKB

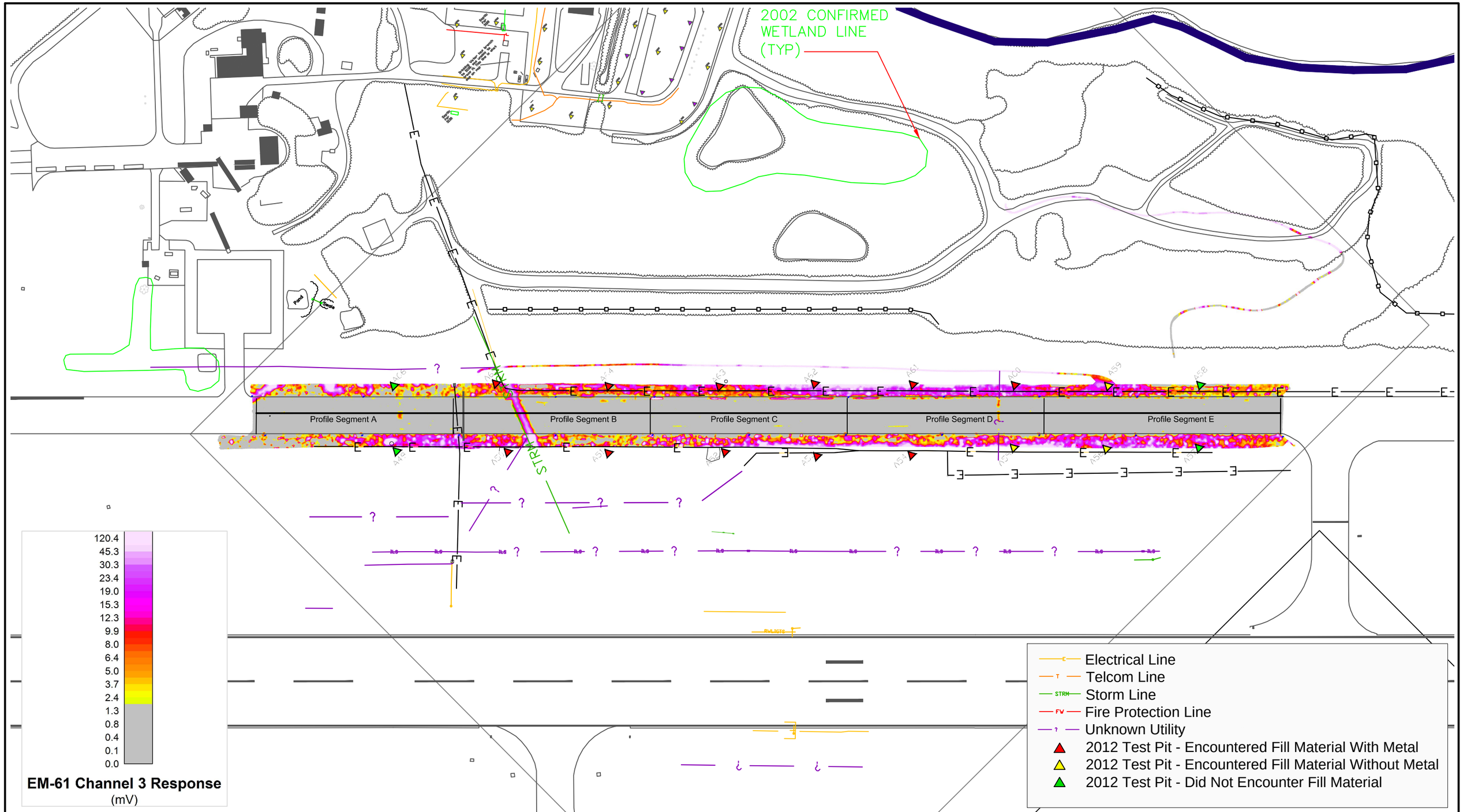

The information depicted on this drawing represents survey results on the date surveyed and can only be considered to be indicative of the general conditions existing on that survey date.

Coordinates in Maryland State Plane (feet) NAD-83 Datum.

Prepared by: Enviroscan, Inc. 1051 Columbia Avenue Lancaster, PA (717) 396-8922	**Example GPR Profile Location**	Taxiway Tango SurveyArea Martin State Airport Middle River, MD	Figure 4
		Project Number 041339 / Survey Date 08/28/13	Drawn by: WES
		Original Scale 1" = 100' / Revision/Issue 11/10/13	Approved by: FKB

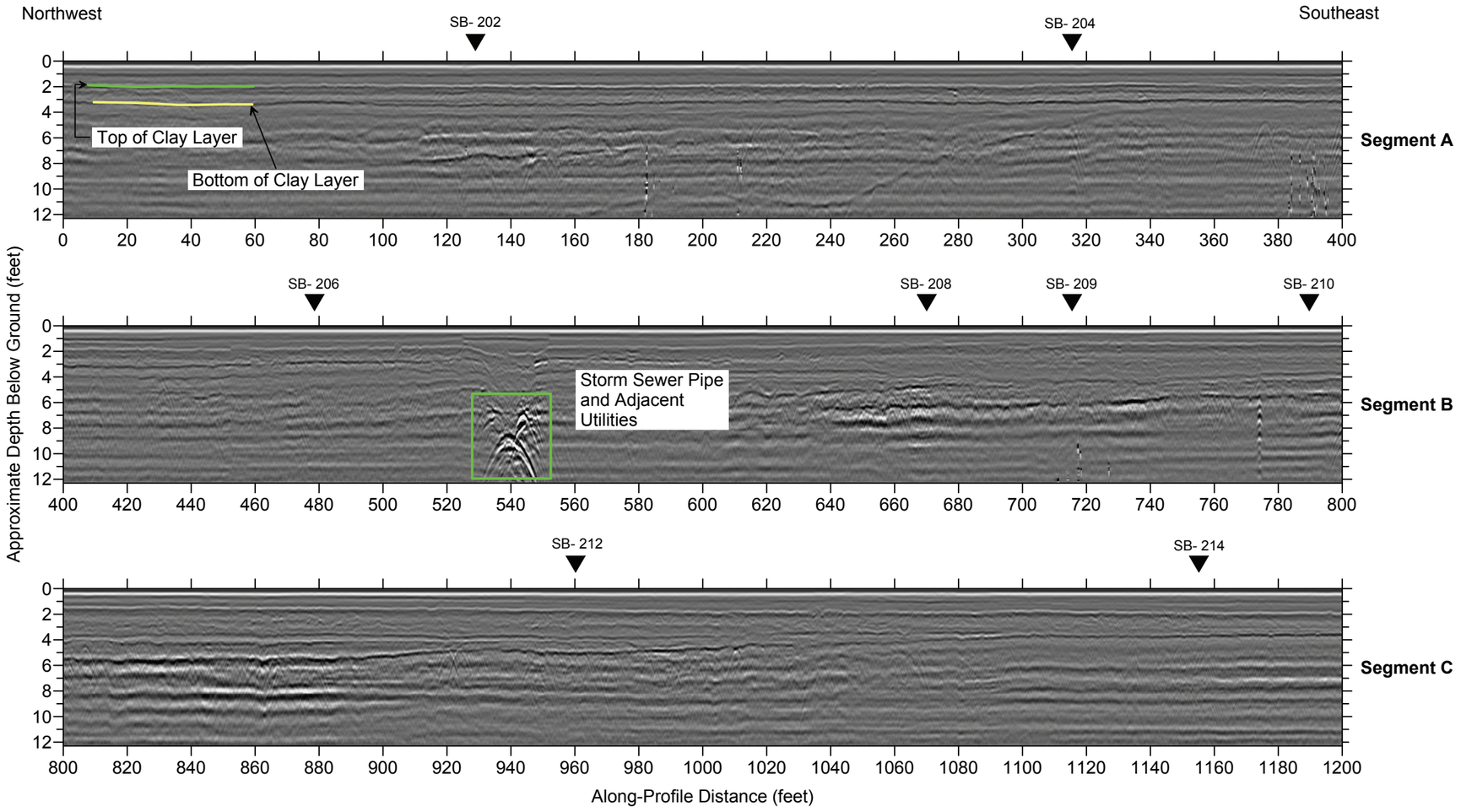

▼ Approximate Soil Boring Location

Notes:

GPR Data collected with GSSI SIR-2000 unit with 500MHz antenna.

Prepared by: **Enviroscan, Inc.** 1051 Columbia Ave. Lancaster PA 17603 717-396-8922 www.enviroscan.com	Title: **Example GPR Profile Segments A through C**	Project Location: **Taxiway Tango SurveyArea Martin State Airport Middle River, MD**	Figure **5**
		Project Number 041339	Revision/Issue Rev. 10/17/13
		Original Scale 1" = 40' Horizontal 1 "= 10' Vertical	Survey Ending Date 08/28/13
		Drawn by: WES	Approved by: FKB

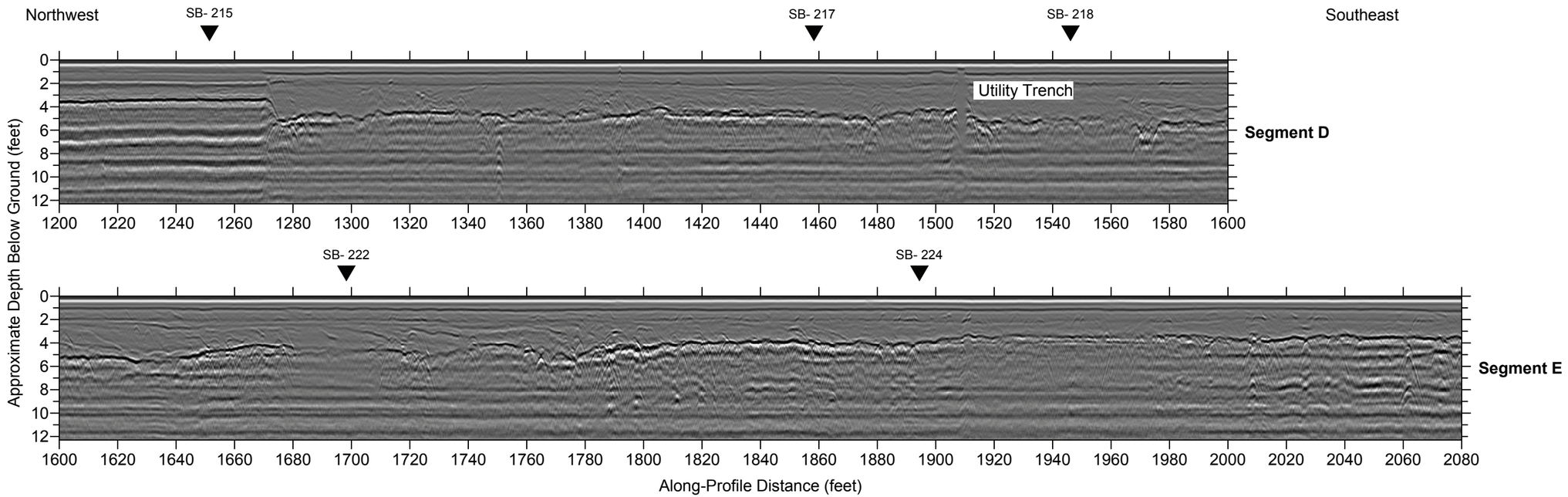

Notes:

GPR Data collected with GSSI SIR-2000 unit with 500MHz antenna.

Prepared by: **Enviroscan, Inc.** 1051 Columbia Ave. Lancaster PA 17603 717-396-8922 www.enviroscan.com	Title: **Example GPR Profile Segments D and E**	Project Location: **Taxiway Tango SurveyArea Martin State Airport Middle River, MD**	Figure 6
		Project Number 041339 / Revision/Issue Rev. 10/17/13	
		Original Scale 1" = 40' Horizontal 1 "= 10' Vertical / Survey Ending Date 08/28/13	Drawn by: WES / Approved by: FKB

Appendix A

EM-31 Vertical Dipole Mode Depth Response

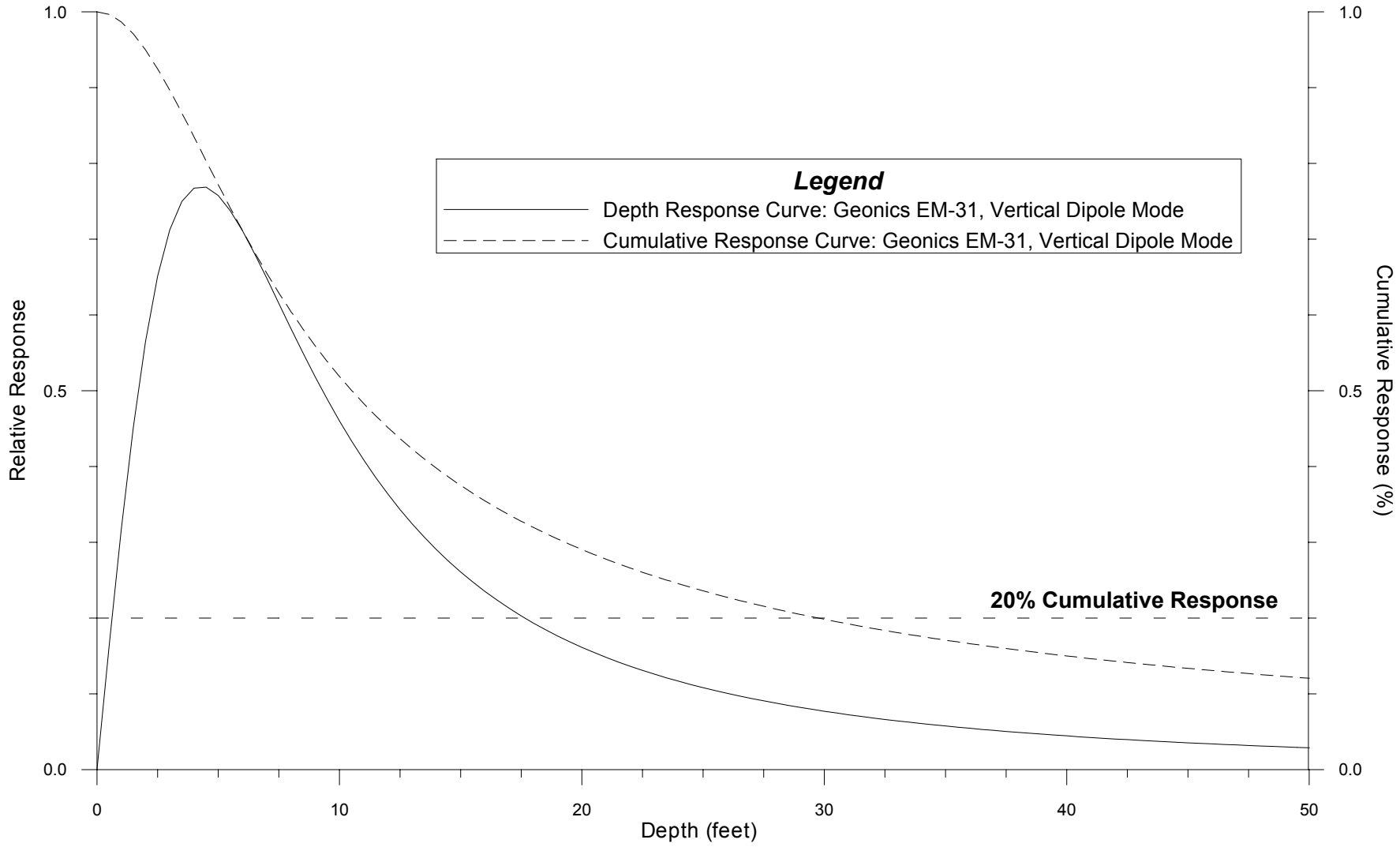

EM-31 Vertical Dipole Mode Depth Response

Revised 01/2001

ENVIROSCAN, INC.

APPENDIX J—CALCULATION OF BENZO(A)PYRENE-EQUIVALENT CONCENTRATIONS

Appendix J
Calculation of Benzo(a)pyrene Equivalents Concentrations
Taxiway Tango Area
Dump Road Area Martin State Airport
Middle River, Maryland

Polycyclic aromatic hydrocarbons (PAH) are typically found in the environment as mixtures. The individual PAHs vary widely in terms of carcinogenic potency, but have a common toxicity mechanism. The United States Environmental Protection Agency characterizes the following seven PAHs as the most carcinogenic: benzo(a)pyrene, benzo(a)anthracene, benzo(b)fluoranthene, benzo(k)fluoranthene, chrysene, dibenz(a,h)anthracene, and indeno(1,2,3-c,d)pyrene. Using a toxicity equivalency approach, the total PAH concentration can be expressed in terms of the toxicity of benzo(a)pyrene, with concentrations expressed as benzo(a)pyrene equivalents (BaPEq).

For sites contaminated with PAHs, BaPEq are calculated as the sum of each individual PAH concentration times its toxicity equivalency factor (TEF). These TEFs are presented in Table J-1. For example, the TEF for benzo(a)anthracene is 0.1; this means that benzo(a)pyrene is 10 times more toxic than benzo(a)anthracene. If the benzo(a)anthracene concentration in a soil sample is 10 µg/kg, this is equivalent to 1 µg/kg of benzo(a)pyrene [10 µg/kg (benzo(a)anthracene) x 0.1 (TEF) = 1 µg/kg (BaPEq)].

Table J-1
Toxicity Equivalency Factors for PAHs

PAH	TEF
Benzo(a)pyrene	1.0
Benzo(a)anthracene	0.1
Benzo(b)fluoranthene	0.1
Benzo(k)fluoranthene	0.01
Chrysene	0.001
Dibenz(a,h)anthracene	1.0
Indeno(1,2,3-c,d)pyrene	0.1

The application of benzo(a)pyrene (BaP) toxic equivalent factors (TEFs) to polycyclic aromatic hydrocarbon (PAH) concentrations and the subsequent calculation of BaPEq can provide a more accurate evaluation of environmental risk exposure to PAHs.

- A conservative approach to calculating BaPEqis performed using the product of the respective TEF's for each of the USEPA-characterized carcinogenic PAH

(cPAHs) and a representative concentration using ***both*** positive results and ½ of the reported detection limit for non-detected values.

- Alternatively, BaPEq may be calculated using ***only*** positive results for each of the seven USEPA-characterized cPAHs, using the product of the reported analyte concentrations and their respective TEFs. Non-detected results within a given sample are entirely ignored, and only positively reported concentrations are considered for use in summation when this latter calculation method is employed.

The reported concentration of the benzo(a)pyrene detection limit is used as the default representative value of the BaPEq in cases where ***all*** 7 USEPA-characterized cPAHs are reported with non-detected results.

Currently only seven PAHs are included in the calculation of the BaPEqs. Additional PAHs may be added to the list by USEPA sometime early next year (FY 2013).

APPENDIX K—RISK EVALUATION SUPPORTING INFORMATION

APPENDIX K

HUMAN HEALTH RISK EVALUATION

RECEPTOR EXPOSURES FROM DIRECT CONTACT WITH SOIL AT TAXIWAY TANGO

Introduction

- Human health risks were evaluated for direct contact (i.e., incidental ingestion, dermal contact, and inhalation) with unsaturated subsurface soil (less than 10 feet below gravel sub-base) under Taxiway Tango.
- Saturated subsurface soil (greater than 10 feet below gravel sub-base) data were not evaluated quantitatively because receptors are not expected to contact saturated subsurface soil. However, saturated subsurface soil data are discussed qualitatively for completeness.
- August 2013 data were used in the evaluation.
- Soil samples from location SB-221 were excluded from the data set because SB-221 is located outside of the runway boundary.

Selection of Chemicals of Potential Concern (COPCs)

- The following criteria were used to select COPCs:
    - Maryland Department of the Environment (MDE) residential clean-up standards for soil (State of Maryland, June 2008).
    - USEPA Regional Screening Levels (RSLs) for residential soil (USEPA, May 2013). RSLs for noncarcinogens were adjusted (divided by 10) to represent a hazard quotient (HQ) of 0.1 to account for potential cumulative effects of several chemicals affecting the same target organ. RSLs for carcinogens represent an incremental lifetime cancer-risk (ILCR) of 1×10^{-6} (i.e., an incremental one in a million probability).
- Anticipated Typical Concentrations for select metals in soils of eastern Maryland (State of Maryland, June 2008) are presented for informational purposes. Background values for Middle River Complex (MRC), when available, are used to eliminate chemicals selected as COPCs, if appropriate.

Benzo(a)pyrene equivalents (BaPEq) were calculated to represent benzo(a)pyrene and related polycyclic aromatic hydrocarbons (PAHs). BaPEq were calculated two ways: (1) the BaPEq-½-non-detect value was calculated using one-half of the detection limit to represent non-detect results in the calculation, and (2) the BaPEq-positive-results value was calculated using a value of zero to represent non-detect PAH results. In either BaPEq calculation, if no PAHs were detected in a sample, then the sample quantitation-limit for benzo(a)pyrene was used as the equivalent concentration for that sample. Both values calculated for BaPEq are similar; therefore, the BaPEq-½-non-detect values were used in the risk assessment, because these values are slightly more conservative due to the incorporation of non-detects. Using one-half of the detection limit for non-detects recognizes that the concentration of a PAH in a specific sample may be greater than zero even though the result is considered non-detected (i.e., the PAH may be present at a concentration between zero and the sample quantitation limit). The fact that the BaPEq results for both the ½-non-detect and positive-results-only calculations are similar indicates that elevated detection-limits are not resulting in biased-high BaPEq results for the ½-non-detect calculation.

- Trivalent chromium screening levels were used for total chromium because samples were also analyzed for hexavalent chromium (evaluated separately).
- COPCs selected for unsaturated subsurface soil (Table 1):
  - PAHs: benzo(a)pyrene equivalents, benzo(a)anthracene, benzo(a)pyrene, benzo(b)fluoranthene, dibenzo(a,h)anthracene, and indeno(1,2,3-cd)pyrene
  - Metals: cobalt and hexavalent chromium
- Arsenic and vanadium in unsaturated subsurface soil were less than MRC background values and therefore were not selected as COPCs.
- COPCs selected for saturated subsurface soil (Table 2):
  - Volatile organic compounds (VOCs): chloroform, cis-1,2-dichloroethene, and trichloroethene
  - PAHs: benzo(a)pyrene equivalents, benzo(a)pyrene, benzo(b)fluoranthene, and dibenzo(a,h)anthracene
  - Metals: cobalt and hexavalent chromium
- Arsenic and vanadium in saturated subsurface soil were less than MRC background values and therefore were not selected as COPCs.

Exposure Assessment/Toxicity Assessment

- Receptors evaluated were: 1) construction workers, 2) industrial workers, and 3) hypothetical residents.

- Risk-based concentrations (RBCs) were used to estimate risks for receptors.

    - For construction workers, RBCs were preliminary remediation goals (PRGs) calculated using exposure assumptions (e.g., exposure duration, exposure frequency) from the Dump Road RI/Human Health Risk Assessment (Tetra Tech, 2012) (ILCR = $1x10^{-6}$, HQ = 1). (See calculation spreadsheet.)

    - For industrial workers and hypothetical residents, the RBCs used were RSLs for industrial soil and residential soil, respectively (ILCR = $1x10^{-6}$, HQ = 1).

- Exposure point concentrations (EPCs) (i.e., concentrations to which a receptor is exposed) were the 95-percent upper confidence limits (95% UCLs), when appropriate (calculated using ProUCL version 5.0.00). The maximum detected concentration was used as the EPC if there were less than 4 positive detections for a chemical (as for hexavalent chromium) or less than 10 samples included in a data set.

- Toxicity values used to calculate the RBCs for the construction worker are identified in the calculation spreadsheet (subchronic values were used when available). RSLs for industrial and residential soil incorporate toxicity criteria published in the May 2013 USEPA RSL table.

Risk Characterization Methodology

- RBCs and EPCs were used to estimate risks using the following formula:

$$\text{HQ or ILCR} = \frac{\text{EPC for Chemical x Target HQ of 1 or Target ILCR of 1E-06}}{\text{RBC for Receptor}}$$

- A hazard index (HI) was generated by summing the individual HQs for all chemicals.

- Calculated cancer risks were interpreted using the USEPA's "target risk range" ($1x10^{-6}$ to $1x10^{-4}$) and the MDE cancer risk benchmark of $1x10^{-5}$.

- HIs were interpreted using a value of 1 (i.e., the no-adverse-effect level).

Risk Characterization Conclusions (Tables 3, 4, and 5)

- HIs for all receptors are less than the target level of 1; therefore, adverse noncancer effects are not anticipated.

- ILCRs for construction workers and industrial workers are less than or within USEPA's target risk range and less than MDE's target level; therefore, no unacceptable risks were identified for construction workers and industrial workers.

- The ILCR for hypothetical residents of $2x10^{-5}$ slightly exceeds MDE's target cancer risk range but is within USEPA's target risk range. PAHs (i.e., benzo(a)pyrene equivalents) are the primary risk contributors.

Uncertainty Analysis

- Arsenic and vanadium were not selected as COPCs for unsaturated subsurface soil because their concentrations were less than MRC background. Overall risk conclusions do not change if risk estimates for total risks (including arsenic and vanadium) are considered for the construction worker and industrial worker (Tables 6 and 7). When total risks are considered for the hypothetical resident (Table 8), arsenic would be a primary risk contributor for the resident in addition to the PAHs.

- Saturated subsurface soil data were not evaluated quantitatively. Maximum detected concentrations of COPCs in saturated subsurface soil are less than those in unsaturated subsurface soil with the exception of the VOCs and hexavalent chromium. VOC concentrations exceeded criteria in one of eight samples (sample DR-SB-212-11-13). One of eight hexavalent chromium concentrations exceeded the RSL (sample DR-SB-205-10-12). The MDE cleanup standard for hexavalent chromium was not exceeded, and hexavalent chromium was not detected in the remaining saturated subsurface soil samples.

TABLE 1
OCCURRENCE, DISTRIBUTION, AND SELECTION OF CHEMICALS OF POTENTIAL CONCERN - VADOSE ZONE/UNSATURATED SOILS (0 TO 10 FEET BELOW GRAVEL SUB-BASE)
TAXIWAY TANGO
LOCKHEED MARTIN, MARTIN STATE AIRPORT
MIDDLE RIVER, MARYLAND

Scenario Timeframe: Current/Future
Medium: Unsaturated Subsurface Soil
Exposure Medium: Unsaturated Subsurface Soil

Exposure Point	CAS Number	Chemical	Minimum Concentration[1]	Maximum Concentration[1]	Units	Sample of Maximum Concentration	Frequency of Detection	Range of Nondetects[2]	Concentration Used for Screening[3]	MDE Eastern Regional Anticipated Typical Concentration (ATC)[4][5]	MDE Residential Soil Criteria[6]	USEPA Residential Soil RSLs[7]	COPC Flag	Rationale for Contaminant Deletion or Selection[8]
Taxiway Tango	**VOLATILES**													
	75-35-4	1,1-Dichloroethene	0.73 J	0.73 J	UG/KG	DR-SB-204-08-10	1/42	0.37 - 0.53	0.73	NA	390000	24000 N	No	BSL
	526-73-8	1,2,3-Trimethylbenzene	0.39 J	0.85 J	UG/KG	DR-SB-207-02-04	4/42	0.12 - 0.17	0.85	NA	NA	5300 N	No	BSL
	120-82-1	1,2,4-Trichlorobenzene	0.28 J	0.28 J	UG/KG	DR-SB-201-02-04	1/42	0.19 - 0.27	0.28	NA	78000	6200 N[9]	No	BSL
	95-63-6	1,2,4-Trimethylbenzene	0.58 J	0.97 J	UG/KG	DR-SB-207-02-04	4/42	0.46 - 0.66	0.97	NA	NA	6200 N	No	BSL
	107-06-2	1,2-Dichloroethane	0.92 J	0.92 J	UG/KG	DR-SB-225-02-04	1/42	0.24 - 0.34	0.92	NA	7000	430 C	No	BSL
	78-93-3	2-Butanone	1.2 J	21	UG/KG	DR-SB-207-02-04	31/42	1 - 13	21	NA	4700000	2800000 N	No	BSL
	99-87-6	4-Isopropyltoluene	0.23 J	0.4 J	UG/KG	DR-SB-205-06-08	4/42	0.15 - 0.21	0.4	NA	NA	NA	No	NTX
	67-64-1	Acetone	5.2 J	130	UG/KG	DR-SB-207-02-04	26/42	5 - 77	130	NA	7000000	6100000 N	No	BSL
	71-43-2	Benzene	0.19 J	1.3 J	UG/KG	DR-SB-204-08-10	5/42	0.16 - 0.23	1.3	NA	12000	1100 C	No	BSL
	75-15-0	Carbon Disulfide	0.37 J	1.6 J	UG/KG	DR-SB-206-08-10	18/42	0.31 - 0.44	1.6	NA	780000	82000 N	No	BSL
	156-59-2	cis-1,2-Dichloroethene	0.28 J	200	UG/KG	DR-SB-204-08-10	13/42	0.25 - 0.34	200	NA	78000	16000 N	No	BSL
	100-41-4	Ethylbenzene	0.33 J	0.59 J	UG/KG	DR-SB-205-06-08	3/42	0.18 - 0.26	0.59	NA	780000	5400 C	No	BSL
	98-82-8	Isopropylbenzene	0.18 J	0.51 J	UG/KG	DR-SB-207-02-04	3/42	0.11 - 0.16	0.51	NA	780000	210000 N	No	BSL
	--	m+p-Xylenes	6.2 J	6.2 J	UG/KG	DR-SB-205-06-08	1/42	0.85 - 1.2	6.2	NA	1600000	59000 N[10]	No	BSL
	91-20-3	Naphthalene	0.15 J	78	UG/KG	DR-SB-208-04-06	9/42	0.13 - 2.1	78	NA	160000	3600 C	No	BSL
	104-51-8	N-Butylbenzene	0.43 J	0.43 J	UG/KG	DR-SB-208-04-06	1/42	0.16 - 0.23	0.43	NA	NA	390000 N	No	BSL
	95-47-6	o-Xylene	0.5 J	3.8 J	UG/KG	DR-SB-205-06-08	6/42	0.25 - 0.35	3.8	NA	1600000	69000 N	No	BSL
	135-98-8	sec-Butylbenzene	0.21 J	0.21 J	UG/KG	DR-SB-208-04-06	1/42	0.13 - 0.18	0.21	NA	NA	780000 N	No	BSL
	108-88-3	Toluene	0.34 J	1.5 J	UG/KG	DR-SB-205-06-08	6/42	0.19 - 1.5	1.5	NA	630000	500000 N	No	BSL
	1330-20-7	Total Xylenes	0.5 J	10	UG/KG	DR-SB-205-06-08	6/42	0.25 - 0.35	10	NA	1600000	63000 N	No	BSL
	156-60-5	trans-1,2-Dichloroethene	0.83 J	5	UG/KG	DR-SB-204-08-10	3/42	0.29 - 0.41	5	NA	160000	15000 N	No	BSL
	79-01-6	Trichloroethene	0.41 J	35	UG/KG	DR-SB-204-08-10	4/42	0.3 - 0.42	35	NA	1600	440 N[9]	No	BSL
	75-69-4	Trichlorofluoromethane	0.32 J	0.32 J	UG/KG	DR-SB-217-06-08	1/42	0.24 - 0.34	0.32	NA	NA	79000 N	No	BSL
	75-01-4	Vinyl Chloride	0.32 J	33	UG/KG	DR-SB-204-08-10	14/42	0.28 - 0.39	33	NA	90	60 C	No	BSL
	SEMIVOLATILES													
	92-52-4	1,1-Biphenyl	4.4 J	27 J	UG/KG	DR-SB-206-08-10	4/42	3.6 - 4.6	27	NA	NA	5100 N	No	BSL
	91-57-6	2-Methylnaphthalene	3.9 J	96	UG/KG	DR-SB-208-04-06	18/42	0.52 - 0.64	96	NA	31000	23000 N	No	BSL
	83-32-9	Acenaphthene	4.9 J	260	UG/KG	DR-SB-206-08-10	13/42	0.78 - 1	260	NA	470000	340000 N	No	BSL
	208-96-8	Acenaphthylene	3.8 J	50	UG/KG	DR-SB-206-08-10	10/42	0.36 - 0.46	50	NA	470000	340000 N[11]	No	BSL
	120-12-7	Anthracene	1.3 J	520	UG/KG	DR-SB-206-08-10	18/42	0.81 - 1	520	NA	2300000	1700000 N	No	BSL
	--	**Bap Equivalent-Halfnd**	1.3	649	UG/KG	DR-SB-211-04-06	32/42	0.67 - 0.82	649	NA	**22**	**15 C**	**Yes**	ASL
	--	**Bap Equivalent-Pos**	0.52	649	UG/KG	DR-SB-211-04-06	32/42	0.67 - 0.82	649	NA	**22**	**15 C**	**Yes**	ASL
	100-52-7	Benzaldehyde	22 L	22 L	UG/KG	DR-SB-200-04-06	1/42	12 - 27	22	NA	NA	780000 N	No	BSL
	56-55-3	**Benzo(a)anthracene**	12	500	UG/KG	DR-SB-206-08-10	22/42	0.66 - 0.81	500	NA	**220**	**150 C**	**Yes**	ASL
	50-32-8	**Benzo(a)pyrene**	4.6 J	430	UG/KG	DR-SB-211-04-06	24/42	0.67 - 0.82	430	NA	**22**	**15 C**	**Yes**	ASL
	205-99-2	**Benzo(b)fluoranthene**	5.2 J	590	UG/KG	DR-SB-211-04-06	32/42	0.62 - 0.76	590	NA	**220**	**150 C**	**Yes**	ASL

TABLE 1
OCCURRENCE, DISTRIBUTION, AND SELECTION OF CHEMICALS OF POTENTIAL CONCERN - VADOSE ZONE/UNSATURATED SOILS (0 TO 10 FEET BELOW GRAVEL SUB-BASE)
TAXIWAY TANGO
LOCKHEED MARTIN, MARTIN STATE AIRPORT
MIDDLE RIVER, MARYLAND

Scenario Timeframe: Current/Future
Medium: Unsaturated Subsurface Soil
Exposure Medium: Unsaturated Subsurface Soil

Exposure Point	CAS Number	Chemical	Minimum Concentration[1]	Maximum Concentration[1]	Units	Sample of Maximum Concentration	Frequency of Detection	Range of Nondetects[2]	Concentration Used for Screening[3]	MDE Eastern Regional Anticipated Typical Concentration (ATC)[4][5]	MDE Residential Soil Criteria[6]	USEPA Residential Soil RSLs[7]	COPC Flag	Rationale for Contaminant Deletion or Selection[8]
Taxiway Tango	191-24-2	Benzo(g,h,i)perylene	7.9	300	UG/KG	DR-SB-213-04-06	22/42	0.37 - 0.45	300	NA	230000	170000 N[12]	No	BSL
	207-08-9	Benzo(k)fluoranthene	5 J	230	UG/KG	DR-SB-211-04-06	22/42	0.71 - 0.88	230	NA	2200	1500 C	No	BSL
	117-81-7	Bis(2-ethylhexyl)phthalate	21 J	60 J	UG/KG	DR-SB-219-08-10	16/42	20 - 50	60	NA	46000	35000 C	No	BSL
	218-01-9	Chrysene	11	610	UG/KG	DR-SB-206-08-10	22/42	1.1 - 1.4	610	NA	22000	15000 C	No	BSL
	53-70-3	**Dibenzo(a,h)anthracene**	7.2 J	84	UG/KG	DR-SB-211-04-06	10/42	0.68 - 0.87	84	NA	**22**	**15 C**	**Yes**	ASL
	132-64-9	Dibenzofuran	3.7 J	120	UG/KG	DR-SB-206-08-10	10/42	0.68 - 0.87	120	NA	7800	7800 N	No	BSL
	84-74-2	di-n-Butyl Phthalate	19 J	43 J	UG/KG	DR-SB-222-02-04	10/42	16 - 72	43	NA	780000	610000 N	No	BSL
	206-44-0	Fluoranthene	4.1 J	1400	UG/KG	DR-SB-206-08-10	36/42	0.57 - 0.66	1400	NA	310000	230000 N	No	BSL
	86-73-7	Fluorene	5.1 J	560	UG/KG	DR-SB-206-08-10	15/42	0.55 - 0.68	560	NA	310000	230000 N	No	BSL
	193-39-5	**Indeno(1,2,3-cd)pyrene**	6.7 J	270	UG/KG	DR-SB-213-04-06	22/42	0.37 - 0.45	270	NA	**220**	**150 C**	**Yes**	ASL
	91-20-3	Naphthalene	4.5 J	180	UG/KG	DR-SB-206-08-10	14/42	0.85 - 1.1	180	NA	160000	3600 C	No	BSL
	85-01-8	Phenanthrene	4.6 J	2200	UG/KG	DR-SB-206-08-10	29/42	0.76 - 0.9	2200	NA	2300000	170000 N[12]	No	BSL
	129-00-0	Pyrene	4.1 J	1400	UG/KG	DR-SB-206-08-10	34/42	0.46 - 0.53	1400	NA	230000	170000 N	No	BSL
	METALS													
	7440-38-2	Arsenic	0.34 J	11	MG/KG	DR-SB-224-06-08	42/42	-	11	3.6	**0.43**	**0.61 C**	No	BKG[5]
	7440-39-3	Barium	2.7 J	87	MG/KG	DR-SB-220-04-06	42/42	-	87	73	1600	1500 N	No	BSL
	7440-41-7	Beryllium	0.058 J	1.1	MG/KG	DR-SB-217-02-04	39/42	0.044 - 0.046	1.1	0.66	16	16 N	No	BSL
	7440-43-9	Cadmium	0.036 J	0.8	MG/KG	DR-SB-213-04-06	16/42	0.031 - 0.17	0.8	0.73	3.9	7 N	No	BSL
	7440-47-3	Chromium	2.6	79	MG/KG	DR-SB-224-06-08	42/42	-	79	28	12000	12000 N[13]	No	BSL
	7440-48-4	**Cobalt**	0.31 J	17	MG/KG	DR-SB-204-02-04	41/42	0.16 - 0.16	17	11	NA	**2.3 N**	**Yes**	ASL
	7440-50-8	Copper	1.2 J	44 J	MG/KG	DR-SB-218-06-08	42/42	-	44	12	310	310 N	No	BSL
	7439-92-1	Lead	0.61 J	290	MG/KG	DR-SB-213-04-06	42/42	-	290	45	400	400	No	BSL
	7439-97-6	Mercury	0.02 J	1.2	MG/KG	DR-SB-224-02-04	25/42	0.014 - 0.021	1.2	0.51	2.3	2.3 N[14]	No	BSL
	7439-98-7	Molybdenum	0.28 J	1.6 J	MG/KG	DR-SB-207-02-04	9/42	0.23 - 1.6	1.6	NA	NA	39 N	No	BSL
	7440-02-0	Nickel	0.27 J	22 J	MG/KG	DR-SB-217-02-04	42/42	-	22	13	160	150 N	No	BSL
	7782-49-2	Selenium	0.56 J	0.56 J	MG/KG	DR-SB-215-06-08	1/42	0.38 - 2.2	0.56	2.2	39	39 N	No	BSL
	7440-22-4	Silver	0.2 J	1.8	MG/KG	DR-SB-224-02-04	5/42	0.085 - 0.48	1.8	0.94	39	39 N	No	BSL
	7440-62-2	Vanadium	2.2 J	77 J	MG/KG	DR-SB-216-02-04, DR-SB-216-06-08	42/42	-	77	30	**7.8**	**39 N**	No	BKG[5]
	7440-66-6	Zinc	3.1 J	170	MG/KG	DR-SB-222-02-04	37/42	2.3 - 7.8	170	63	2300	2300 N	No	BSL
	MISCELLANEOUS PARAMETERS													
	18540-29-9	**Hexavalent Chromium**	0.43 J	0.43 J	MG/KG	DR-SB-212-04-06	1/42	0.28 - 0.79	0.43	NA	23	**0.29 C**	**Yes**	ASL
	PETROLEUM HYDROCARBONS													
	--	TPH (C06-C10)	79 J	770	UG/KG	DR-SB-224-06-08	4/42	45 - 60	770	NA	230000	NA	No	BSL
	PETROLEUM HYDROCARBONS													
	--	TPH (C10-C32)	15 J	150	MG/KG	DR-SB-200-04-06	8/42	9.4 - 12	150	NA	230	NA	No	BSL

TABLE 1
OCCURRENCE, DISTRIBUTION, AND SELECTION OF CHEMICALS OF POTENTIAL CONCERN - VADOSE ZONE/UNSATURATED SOILS (0 TO 10 FEET BELOW GRAVEL SUB-BASE)
TAXIWAY TANGO
LOCKHEED MARTIN, MARTIN STATE AIRPORT
MIDDLE RIVER, MARYLAND

Scenario Timeframe: Current/Future
Medium: Unsaturated Subsurface Soil
Exposure Medium: Unsaturated Subsurface Soil

Exposure Point	CAS Number	Chemical	Minimum Concentration[1]	Maximum Concentration[1]	Units	Sample of Maximum Concentration	Frequency of Detection	Range of Nondetects[2]	Concentration Used for Screening[3]	MDE Eastern Regional Anticipated Typical Concentration (ATC)[4][5]	MDE Residential Soil Criteria[6]	USEPA Residential Soil RSLs[7]	COPC Flag	Rationale for Contaminant Deletion or Selection[8]

Footnotes:
1 - Sample and duplicate are considered as two separate samples when determining the minimum and maximum concentrations.
2 - Values presented are sample-specific quantitation limits.
3 - The maximum detected concentration is used for screening purposes.
4 - Anticipated Typical Concentrations for select metals in soils of eastern Maryland (State of Maryland, June 2008).
5 - Background concentration for arsenic in soils at Middle River Complex is 12 mg/kg and for vanadium is 91 mg/kg.
6 - Criteria taken from "State of Maryland Department of the Environment Cleanup Standards for Soils and Groundwater", June 2008.
7 - Adjusted USEPA Regional Screening Levels (RSLs) for Chemical Contaminants at Superfund Sites, May 2013.
[Cancer benchmark value = 1E-06, hazard quotient (HQ) = 0.1].
8 - The chemical is selected as a COPC if the maximum detected concentration exceeds the risk-based COPC screening level and background, if available.
9 - One-tenth the noncarcinogenic level is less than the carcinogenic level; therefore, the noncarcinogenic level is presented.
10 - The value is for m-xylene.
11 - The value for acenaphthene is used as a surrogate for acenaphthylene.
12 - The value for pyrene is used as a surrogate for benzo(g,h,i)perylene and phenanthrene.
13 - The value is for trivalent chromium.
14 - The value is for mercuric chloride (and other mercury salts).
Shaded criterion indicates that the maximum detected concentration exceeds one or more screening criteria. Shaded chemical name indicates that the chemical was retained as a COPC.

Definitions:
C = Carcinogen
COPC = Chemical Of Potential Concern
J = Estimated value
L = Biased low
N = Noncarcinogen
NA = Not Applicable/Not Available

Rationale Codes:
For selection as a COPC:
ASL = Above Screening Level and background, if available

For elimination as a COPC:
BKG = Less than background level
BSL = Below COPC Screening Level
NUT = Essential nutrient
NTX = No toxicity criteria

Associated Samples:

DR-SB-200-04-06	DR-SB-210-04-06-D	DR-SB-220-02-04
DR-SB-201-02-04	DR-SB-211-04-06	DR-SB-220-04-06
DR-SB-201-08-10	DR-SB-211-08-10	DR-SB-222-02-04
DR-SB-202-02-04	DR-SB-212-04-06	DR-SB-222-08-10
DR-SB-202-06-08	DR-SB-213-04-06	DR-SB-223-04-06
DR-SB-203-02-04	DR-SB-214-0-02	DR-SB-223-06-08
DR-SB-204-02-04	DR-SB-215-0-02	DR-SB-224-02-04
DR-SB-204-08-10	DR-SB-215-06-08	DR-SB-224-06-08
DR-SB-205-06-08	DR-SB-216-02-04	DR-SB-225-02-04
DR-SB-206-04-06	DR-SB-216-02-04-D	DR-SB-225-04-06
DR-SB-206-08-10	DR-SB-216-06-08	
DR-SB-207-02-04	DR-SB-217-02-04	
DR-SB-208-04-06	DR-SB-217-06-08	
DR-SB-208-08-10	DR-SB-218-02-04	
DR-SB-209-04-06	DR-SB-218-06-08	
DR-SB-209-08-10	DR-SB-219-02-04	
DR-SB-210-04-06	DR-SB-219-08-10	

TABLE 2
OCCURRENCE, DISTRIBUTION, AND SELECTION OF CHEMICALS OF POTENTIAL CONCERN - SATURATED SUBSURFACE SOIL (GREATER THAN 10 FEET BELOW GRAVEL SUB-BASE)
TAXIWAY TANGO
LOCKHEED MARTIN, MARTIN STATE AIRPORT
MIDDLE RIVER, MARYLAND

Scenario Timeframe: Current/Future
Medium: Saturated Subsurface Soil
Exposure Medium: Saturated Subsurface Soil

Exposure Point	CAS Number	Chemical	Minimum Concentration[1]	Maximum Concentration[1]	Units	Sample of Maximum Concentration	Frequency of Detection	Range of Nondetects[2]	Concentration Used for Screening[3]	MDE Eastern Regional Anticipated Typical Concentration (ATC)[4][5]	MDE Residential Soil Criteria[6]	USEPA Residential Soil RSLs[7]	COPC Flag	Rationale for Contaminant Deletion or Selection[8]
Taxiway Tango	**VOLATILES**													
	526-73-8	1,2,3-Trimethylbenzene	0.2 J	0.2 J	UG/KG	DR-SB-207-10-12	1/8	0.14 - 4	0.2	NA	NA	5300 N	No	BSL
	95-63-6	1,2,4-Trimethylbenzene	2.5 J	2.5 J	UG/KG	DR-SB-210-12-13	1/8	0.48 - 120	2.5	NA	NA	6200 N	No	BSL
	78-93-3	2-Butanone	5.9 J	59	UG/KG	DR-SB-210-12-13	4/8	1.2 - 1000	59	NA	4700000	2800000 N	No	BSL
	99-87-6	4-Isopropyltoluene	1.4 J	1.4 J	UG/KG	DR-SB-210-12-13	1/8	0.16 - 110	1.4	NA	NA	NA	No	NTX
	67-64-1	Acetone	5.7 J	240	UG/KG	DR-SB-210-12-13	5/8	6.4 - 4000	240	NA	7000000	6100000 N	No	BSL
	71-43-2	Benzene	0.29 J	0.33 J	UG/KG	DR-SB-205-10-12	2/8	0.19 - 280	0.33	NA	12000	1100 C	No	BSL
	75-15-0	Carbon Disulfide	0.63 J	1.9 J	UG/KG	DR-SB-207-10-12	4/8	0.37 - 280	1.9	NA	780000	82000 N	No	BSL
	67-66-3	**Chloroform**	1700 J	1700 J	UG/KG	DR-SB-212-11-13	1/8	0.22 - 0.3	1700	NA	78000	**290 C**	**Yes**	ASL
	156-59-2	**cis-1,2-Dichloroethene**	1 J	39000	UG/KG	DR-SB-212-11-13	2/8	0.3 - 0.37	39000	NA	78000	**16000 N**	**Yes**	ASL
	75-09-2	Methylene Chloride	3000 J	3000 J	UG/KG	DR-SB-212-11-13	1/8	0.5 - 0.68	3000	NA	85000	36000 N	No	BSL
	91-20-3	Naphthalene	0.82 J	0.82 J	UG/KG	DR-SB-213-10-12	1/8	0.16 - 160	0.82	NA	160000	3600 C	No	BSL
	95-47-6	o-Xylene	0.72 J	0.72 J	UG/KG	DR-SB-207-10-12	1/8	0.29 - 200	0.72	NA	1600000	69000 N	No	BSL
	108-88-3	Toluene	1.8 J	1900 J	UG/KG	DR-SB-212-11-13	3/8	0.23 - 1.4	1900	NA	630000	500000 N	No	BSL
	1330-20-7	Total Xylenes	0.72 J	0.72 J	UG/KG	DR-SB-207-10-12	1/8	0.29 - 150	0.72	NA	1600000	63000 N	No	BSL
	156-60-5	trans-1,2-Dichloroethene	0.41 J	0.41 J	UG/KG	DR-SB-213-10-12	1/8	0.3 - 220	0.41	NA	160000	15000 N	No	BSL
	79-01-6	**Trichloroethene**	190000	190000	UG/KG	DR-SB-212-11-13	1/8	0.31 - 0.43	190000	NA	**1600**	**440 N[9]**	**Yes**	ASL
	75-69-4	Trichlorofluoromethane	0.35 J	0.35 J	UG/KG	DR-SB-214-10-12	1/8	0.25 - 370	0.35	NA	NA	79000 N	No	BSL
	75-01-4	Vinyl Chloride	0.57 J	4.6	UG/KG	DR-SB-207-10-12	4/8	0.32 - 420	4.6	NA	90	60 C	No	BSL
	SEMIVOLATILES													
	92-52-4	1,1-Biphenyl	3.9 J	19 J	UG/KG	DR-SB-207-10-12	2/8	3.9 - 4.7	19	NA	NA	5100 N	No	BSL
	91-57-6	2-Methylnaphthalene	4.6 J	91	UG/KG	DR-SB-207-10-12	4/8	0.59 - 0.64	91	NA	31000	23000 N	No	BSL
	83-32-9	Acenaphthene	9.6	100	UG/KG	DR-SB-207-10-12	2/8	0.86 - 1	100	NA	470000	340000 N	No	BSL
	208-96-8	Acenaphthylene	6.6 J	9.9	UG/KG	DR-SB-207-10-12	2/8	0.39 - 0.47	9.9	NA	470000	340000 N[10]	No	BSL
	98-86-2	Acetophenone	14 J	14 J	UG/KG	DR-SB-212-11-13	1/8	10 - 12	14	NA	NA	780000 N	No	BSL
	120-12-7	Anthracene	6.9 J	180	UG/KG	DR-SB-207-10-12	3/8	0.93 - 1	180	NA	2300000	1700000 N	No	BSL
	--	**Bap Equivalent-HalfND**	23.8	186	UG/KG	DR-SB-212-11-13	4/8	0.76 - 0.82	186	NA	**22**	**15 C**	**Yes**	ASL
	--	**Bap Equivalent-Pos**	23.3	186	UG/KG	DR-SB-212-11-13	4/8	0.76 - 0.82	186	NA	**22**	**15 C**	**Yes**	ASL
	56-55-3	Benzo(a)anthracene	19	150	UG/KG	DR-SB-207-10-12	4/8	0.75 - 0.8	150	NA	220	150 C	No	BSL
	50-32-8	**Benzo(a)pyrene**	17	120	UG/KG	DR-SB-212-11-13	4/8	0.76 - 0.82	120	NA	**22**	**15 C**	**Yes**	ASL
	205-99-2	**Benzo(b)fluoranthene**	31	190	UG/KG	DR-SB-212-11-13	4/8	0.7 - 0.75	190	NA	220	**150 C**	**Yes**	ASL
	191-24-2	Benzo(g,h,i)perylene	13	93	UG/KG	DR-SB-212-11-13	4/8	0.42 - 0.45	93	NA	230000	170000 N[11]	No	BSL
	207-08-9	Benzo(k)fluoranthene	9	82	UG/KG	DR-SB-212-11-13	4/8	0.81 - 0.87	82	NA	2200	1500 C	No	BSL
	117-81-7	Bis(2-ethylhexyl)phthalate	61 J	61 J	UG/KG	DR-SB-205-10-12	1/8	21 - 50	61	NA	46000	35000 C	No	BSL
	86-74-8	Carbazole	33 J	33 J	UG/KG	DR-SB-207-10-12	1/8	30 - 36	33	NA	32000	NA	No	BSL
	218-01-9	Chrysene	20	170	UG/KG	DR-SB-207-10-12	4/8	1.3 - 1.4	170	NA	22000	15000 C	No	BSL

TABLE 2
OCCURRENCE, DISTRIBUTION, AND SELECTION OF CHEMICALS OF POTENTIAL CONCERN - SATURATED SUBSURFACE SOIL (GREATER THAN 10 FEET BELOW GRAVEL SUB-BASE)
TAXIWAY TANGO
LOCKHEED MARTIN, MARTIN STATE AIRPORT
MIDDLE RIVER, MARYLAND

Scenario Timeframe: Current/Future
Medium: Saturated Subsurface Soil
Exposure Medium: Saturated Subsurface Soil

Exposure Point	CAS Number	Chemical	Minimum Concentration[1]	Maximum Concentration[1]	Units	Sample of Maximum Concentration	Frequency of Detection	Range of Nondetects[2]	Concentration Used for Screening[3]	MDE Eastern Regional Anticipated Typical Concentration (ATC)[4][5]	MDE Residential Soil Criteria[6]	USEPA Residential Soil RSLs[7]	COPC Flag	Rationale for Contaminant Deletion or Selection[8]
Taxiway Tango	53-70-3	**Dibenzo(a,h)anthracene**	14	25	UG/KG	DR-SB-212-11-13	2/8	0.74 - 0.88	25	NA	**22**	**15 C**	**Yes**	ASL
	132-64-9	Dibenzofuran	5.8 J	51 J	UG/KG	DR-SB-207-10-12	2/8	0.74 - 0.88	51	NA	7800	7800 N	No	BSL
	206-44-0	Fluoranthene	36	470	UG/KG	DR-SB-207-10-12	4/8	0.65 - 0.7	470	NA	310000	230000 N	No	BSL
	86-73-7	Fluorene	12	200	UG/KG	DR-SB-207-10-12	2/8	0.6 - 0.71	200	NA	310000	230000 N	No	BSL
	193-39-5	Indeno(1,2,3-cd)pyrene	12	76	UG/KG	DR-SB-212-11-13	4/8	0.42 - 0.45	76	NA	220	150 C	No	BSL
	91-20-3	Naphthalene	6.4 J	76	UG/KG	DR-SB-207-10-12	4/8	0.97 - 1	76	NA	160000	3600 C	No	BSL
	85-01-8	Phenanthrene	10	790	UG/KG	DR-SB-207-10-12	4/8	0.87 - 0.93	790	NA	2300000	170000 N[11]	No	BSL
	129-00-0	Pyrene	32	510	UG/KG	DR-SB-207-10-12	4/8	0.52 - 0.56	510	NA	230000	170000 N	No	BSL
	METALS													
	7440-38-2	Arsenic	0.43 J	3.6	MG/KG	DR-SB-210-12-13	8/8	-	3.6	3.6	**0.43**	**0.61 C**	No	BKG[5]
	7440-39-3	Barium	1.3 J	28	MG/KG	DR-SB-210-12-13	8/8	-	28	73	1600	1500 N	No	BSL
	7440-41-7	Beryllium	0.085 J	0.36 J	MG/KG	DR-SB-200-10-12	6/8	0.05 - 0.05	0.36	0.66	16	16 N	No	BSL
	7440-43-9	Cadmium	0.12 J	0.3 J	MG/KG	DR-SB-214-10-12	4/8	0.031 - 0.042	0.3	0.73	3.9	7 N	No	BSL
	7440-47-3	Chromium	1.6 J	31 J	MG/KG	DR-SB-214-10-12	8/8	-	31	28	12000	12000 N[12]	No	BSL
	7440-48-4	**Cobalt**	0.32 J	13 J	MG/KG	DR-SB-200-10-12	8/8	-	13	11	NA	**2.3 N**	**Yes**	ASL
	7440-50-8	Copper	1 J	21 J	MG/KG	DR-SB-200-10-12	8/8	-	21	12	310	310 N	No	BSL
	7439-92-1	Lead	0.58 J	25	MG/KG	DR-SB-210-12-13	8/8	-	25	45	400	400	No	BSL
	7439-97-6	Mercury	0.81 J	2.2 J	MG/KG	DR-SB-207-10-12	2/8	0.017 - 0.021	2.2	0.51	2.3	2.3 N[13]	No	BSL
	7439-98-7	Molybdenum	2.8 J	2.8 J	MG/KG	DR-SB-207-10-12	1/8	0.23 - 0.32	2.8	NA	NA	39 N	No	BSL
	7440-02-0	Nickel	0.35 J	10	MG/KG	DR-SB-200-10-12	8/8	-	10	13	160	150 N	No	BSL
	7440-22-4	Silver	0.55 J	0.55 J	MG/KG	DR-SB-210-12-13	1/8	0.087 - 0.12	0.55	0.94	39	39 N	No	BSL
	7440-62-2	Vanadium	2.3 J	29	MG/KG	DR-SB-200-10-12	8/8	-	29	30	**7.8**	39 N	No	BKG[5]
	7440-66-6	Zinc	16	52	MG/KG	DR-SB-210-12-13	5/8	2.4 - 6.3	52	63	2300	2300 N	No	BSL
	MISCELLANEOUS PARAMETERS													
	18540-29-9	**Hexavalent Chromium**	5.1	5.1	MG/KG	DR-SB-205-10-12	1/8	0.3 - 0.36	5.1	NA	23	**0.29 C**	**Yes**	ASL
	PETROLEUM HYDROCARBONS													
	--	TPH (C06-C10)	97 J	1800	UG/KG	DR-SB-212-11-13	2/8	50 - 59	1800	NA	230000	NA	No	BSL
	PETROLEUM HYDROCARBONS													
	--	TPH (C10-C32)	26	150	MG/KG	DR-SB-207-10-12	3/8	11 - 12	150	NA	230	NA	No	BSL

Footnotes:
1 - Sample and duplicate are considered as two separate samples when determining the minimum and maximum concentrations.
2 - Values presented are sample-specific quantitation limits.
3 - The maximum detected concentration is used for screening purposes.
4 - Anticipated Typical Concentrations for select metals in soils of eastern Maryland (State of Maryland, June 2008).
5 - Background concentration for arsenic in soils at Middle River Complex is 12 mg/kg and for vanadium is 91 mg/kg.

Definitions:
C = Carcinogen
COPC = Chemical Of Potential Concern
J = Estimated value
N = Noncarcinogen
NA = Not Applicable/Not Available

TABLE 2
OCCURRENCE, DISTRIBUTION, AND SELECTION OF CHEMICALS OF POTENTIAL CONCERN - SATURATED SUBSURFACE SOIL (GREATER THAN 10 FEET BELOW GRAVEL SUB-BASE)
TAXIWAY TANGO
LOCKHEED MARTIN, MARTIN STATE AIRPORT
MIDDLE RIVER, MARYLAND

Scenario Timeframe: Current/Future
Medium: Saturated Subsurface Soil
Exposure Medium: Saturated Subsurface Soil

Exposure Point	CAS Number	Chemical	Minimum Concentration[1]	Maximum Concentration[1]	Units	Sample of Maximum Concentration	Frequency of Detection	Range of Nondetects[2]	Concentration Used for Screening[3]	MDE Eastern Regional Anticipated Typical Concentration (ATC)[4][5]	MDE Residential Soil Criteria[6]	USEPA Residential Soil RSLs[7]	COPC Flag	Rationale for Contaminant Deletion or Selection[8]

6 - Criteria taken from "State of Maryland Department of the Environment Cleanup Standards for Soils and Groundwater", June 2008.
7 - Adjusted USEPA Regional Screening Levels (RSLs) for Chemical Contaminants at Superfund Sites, May 2013.
[Cancer benchmark value = 1E-06, hazard quotient (HQ) = 0.1].
8 - The chemical is selected as a COPC if the maximum detected concentration exceeds the risk-based COPC screening level.
9 - One-tenth the noncarcinogenic level is less than the carcinogenic level; therefore, the noncarcinogenic level is presented.
10 - The value for acenaphthene is used as a surrogate for acenaphthylene.
11 - The value for pyrene is used as a surrogate for benzo(g,h,i)perylene and phenanthrene.
12 - The value is for trivalent chromium.
13 - The value is for mercuric chloride (and other mercury salts).
Shaded criterion indicates that the maximum detected concentration exceeds one or more screening criteria. Shaded chemical name indicates that the chemical was retained as a COPC.

Rationale Codes:
For selection as a COPC:
ASL = Above Screening Level and background, if available

For elimination as a COPC:
BKG = Less than background level
BSL = Below COPC Screening Level
NTX = No toxicity criteria

Associated Samples:
DR-SB-200-10-12
DR-SB-203-10-12
DR-SB-205-10-12
DR-SB-207-10-12
DR-SB-210-12-13
DR-SB-212-11-13
DR-SB-213-10-12
DR-SB-214-10-12

TABLE 3

SUMMARY OF CONSTRUCTION WORKER RISKS AND HAZARD INDICES FOR EXPOSURES TO UNSATURATED SUBSURFACE SOIL
TAXIWAY TANGO
LOCKHEED MARTIN, MARTIN STATE AIRPORT
MIDDLE RIVER, MARYLAND

	Incremental Lifetime Carcinogenic Risk (ILCR)			Estimated Non-Carcinogenic Hazard Quotient (HQ)		
Chemical	**95% UCL or Maximum Concentration (mg/kg)[1]**	**Construction Worker PRG (mg/kg)[2]**	**Estimated ILCR**	**Primary Target Organs**	**Construction Worker PRG (mg/kg)[2]**	**Estimated HQ**
Benzo(a)pyrene Equivalents	0.23	1.7	1.4E-07	NA	NA	NA
Cobalt	7.2	49	1.5E-07	Thyroid	100	0.072
Hexavalent Chromium	0.43	19	2.3E-08	None Specified	500	0.00086
		Total ILCR	3E-07		Total HI	0.07

1 - The maximum concentration is used in place of the 95% UCL concentration if there are an insufficient number of samples or positive detections to calculate the 95% UCL.
2 - Calculated using exposure assumptions for the construction worker from the Dump Road RI/Human Health Risk Assessment (Tetra Tech, 2012) (ILCR = $1x10^{-6}$, HQ = 1).

HI = Hazard Index
HQ = Hazard Quotient
ILCR = Incremental Lifetime Carcinogenic Risk
NA = Not Applicable
PRG = Preliminary Remediation Goal
UCL = Upper Confidence Limit

TABLE 4

SUMMARY OF INDUSTRIAL WORKER RISKS AND HAZARD INDICES FOR EXPOSURES TO UNSATURATED SUBSURFACE SOIL
TAXIWAY TANGO
LOCKHEED MARTIN, MARTIN STATE AIRPORT
MIDDLE RIVER, MARYLAND

	Incremental Lifetime Carcinogenic Risk (ILCR)			Estimated Non-Carcinogenic Hazard Quotient (HQ)		
Chemical	**95% UCL or Maximum Concentration (mg/kg)[1]**	**USEPA Industrial Soil RSL (mg/kg)[2]**	**Estimated ILCR**	**Primary Target Organs**	**USEPA Industrial Soil RSL (mg/kg)[2]**	**Estimated HQ**
Benzo(a)pyrene Equivalents	0.23	0.21	1.1E-06	NA	NA	NA
Cobalt	7.2	1900	3.8E-09	Thyroid	300	0.024
Hexavalent Chromium	0.43	5.6	7.7E-08	None Specified	3100	0.00014
		Total ILCR	1E-06		Total HI	0.02

1 - The maximum concentration is used in place of the 95% UCL concentration if there are an insufficient number of samples or positive detections to calculate the 95% UCL.
2 - USEPA Regional Screening Levels (RSLs) for Chemical Contaminants at Superfund Sites, May 2013 (ILCR = $1x10^{-6}$, HQ = 1).

HI = Hazard Index
HQ = Hazard Quotient
ILCR = Incremental Lifetime Carcinogenic Risk
NA = Not Applicable
RSL = Regional Screening Level
UCL = Upper Confidence Limit

TABLE 5

SUMMARY OF HYPOTHETICAL RESIDENT RISKS AND HAZARD INDICES FOR EXPOSURES TO UNSATURATED SUBSURFACE SOIL
TAXIWAY TANGO
LOCKHEED MARTIN, MARTIN STATE AIRPORT
MIDDLE RIVER, MARYLAND

	Incremental Lifetime Carcinogenic Risk (ILCR)			Estimated Non-Carcinogenic Hazard Quotient (HQ)		
Chemical	**95% UCL or Maximum Concentration (mg/kg)[1]**	**USEPA Residential Soil RSL (mg/kg)[2]**	**Estimated ILCR**	**Primary Target Organs**	**USEPA Residential Soil RSL (mg/kg)[2]**	**Estimated HQ**
Benzo(a)pyrene Equivalents	0.23	0.015	1.5E-05	NA	NA	NA
Cobalt	7.2	370	1.9E-08	Thyroid	23	0.31
Hexavalent Chromium	0.43	0.29	1.5E-06	None Specified	230	0.0019
		Total ILCR	2E-05		Total HI	0.3

1 - The maximum concentration is used in place of the 95% UCL concentration if there are an insufficient number of samples or positive detections to calculate the 95% UCL.
2 - USEPA Regional Screening Levels (RSLs) for Chemical Contaminants at Superfund Sites, May 2013 (ILCR = $1x10^{-6}$, HQ = 1).

HI = Hazard Index
HQ = Hazard Quotient
ILCR = Incremental Lifetime Carcinogenic Risk
NA = Not Applicable
RSL = Regional Screening Level
UCL = Upper Confidence Limit

TABLE 6

SUMMARY OF CONSTRUCTION WORKER RISKS AND HAZARD INDICES FOR EXPOSURES TO UNSATURATED SUBSURFACE SOIL - INCLUDING METALS LESS THAN BACKGROUND LEVELS
TAXIWAY TANGO
LOCKHEED MARTIN, MARTIN STATE AIRPORT
MIDDLE RIVER, MARYLAND

	Incremental Lifetime Carcinogenic Risk (ILCR)			Estimated Non-Carcinogenic Hazard Quotient (HQ)		
Chemical	**95% UCL or Maximum Concentration (mg/kg)[1]**	**Construction Worker PRG (mg/kg)[2]**	**Estimated ILCR**	**Primary Target Organs**	**Construction Worker PRG (mg/kg)[2]**	**Estimated HQ**
Benzo(a)pyrene Equivalents	0.23	1.7	1.4E-07	NA	NA	NA
Arsenic[3]	4.8	13	3.7E-07	Skin, CVS	48	0.10
Cobalt	7.2	49	1.5E-07	Thyroid	100	0.072
Vanadium[3]	37.7	NA	NA	Kidney	430	0.088
Hexavalent Chromium	0.43	19	2.3E-08	None Specified	500	0.00086
		Total ILCR	7E-07		Total HI	0.3

1 - The maximum concentration is used in place of the 95% UCL concentration if there are an insufficient number of samples or positive detections to calculate the 95% UCL.
2 - Calculated using exposure assumptions for the construction worker from the Dump Road RI/Human Health Risk Assessment (Tetra Tech, 2012) (ILCR = $1x10^{-6}$, HQ = 1).
3 - Concentrations are less than background concentration for soil at Middle River Complex.

HI = Hazard Index
HQ = Hazard Quotient
ILCR = Incremental Lifetime Carcinogenic Risk
NA = Not Applicable
PRG = Preliminary Remediation Goal
UCL = Upper Confidence Limit

Target Organ Abbreviations:
CVS = Cardiovascular System

TABLE 7

SUMMARY OF INDUSTRIAL WORKER RISKS AND HAZARD INDICES FOR EXPOSURES TO UNSATURATED SUBSURFACE SOIL - INCLUDING METALS LESS THAN BACKGROUND LEVELS
TAXIWAY TANGO
LOCKHEED MARTIN, MARTIN STATE AIRPORT
MIDDLE RIVER, MARYLAND

	Incremental Lifetime Carcinogenic Risk (ILCR)			Estimated Non-Carcinogenic Hazard Quotient (HQ)		
Chemical	**95% UCL or Maximum Concentration (mg/kg)[1]**	**USEPA Industrial Soil RSL (mg/kg)[2]**	**Estimated ILCR**	**Primary Target Organs**	**USEPA Industrial Soil RSL (mg/kg)[2]**	**Estimated HQ**
Benzo(a)pyrene Equivalents	0.23	0.21	1.1E-06	NA	NA	NA
Arsenic[3]	4.8	2.4	2.0E-06	Skin, CVS	380	0.013
Cobalt	7.2	1900	3.8E-09	Thyroid	300	0.024
Vanadium[3]	37.7	NA	NA	Kidney	5100	0.0074
Hexavalent Chromium	0.43	5.6	7.7E-08	None Specified	3100	0.00014
		Total ILCR	3E-06		Total HI	0.04

1 - The maximum concentration is used in place of the 95% UCL concentration if there are an insufficient number of samples or positive detections to calculate the 95% UCL.
2 - USEPA Regional Screening Levels (RSLs) for Chemical Contaminants at Superfund Sites, May 2013 (ILCR = $1x10^{-6}$, HQ = 1).
3 - Concentrations are less than background concentration for soil at Middle River Complex.

HI = Hazard Index
HQ = Hazard Quotient
ILCR = Incremental Lifetime Carcinogenic Risk
NA = Not Applicable
RSL = Regional Screening Level
UCL = Upper Confidence Limit

Target Organ Abbreviations:
CVS = Cardiovascular System

TABLE 8

SUMMARY OF HYPOTHETICAL RESIDENT RISKS AND HAZARD INDICES FOR EXPOSURES TO UNSATURATED SUBSURFACE SOIL - INCLUDING METALS LESS THAN BACKGROUND LEVELS
TAXIWAY TANGO
LOCKHEED MARTIN, MARTIN STATE AIRPORT
MIDDLE RIVER, MARYLAND

	Incremental Lifetime Carcinogenic Risk (ILCR)			Estimated Non-Carcinogenic Hazard Quotient (HQ)		
Chemical	**95% UCL or Maximum Concentration (mg/kg)[1]**	**USEPA Residential Soil RSL (mg/kg)[2]**	**Estimated ILCR**	**Primary Target Organs**	**USEPA Residential Soil RSL (mg/kg)[2]**	**Estimated HQ**
Benzo(a)pyrene Equivalents	0.23	0.015	1.5E-05	NA	NA	NA
Arsenic[3]	4.8	0.61	7.9E-06	Skin, CVS	34	0.14
Cobalt	7.2	370	1.9E-08	Thyroid	23	0.31
Vanadium[3]	37.7	NA	NA	Kidney	390	0.097
Hexavalent Chromium	0.43	0.29	1.5E-06	None Specified	230	0.0019
		Total ILCR	2E-05		Total HI	0.6

1 - The maximum concentration is used in place of the 95% UCL concentration if there are an insufficient number of samples or positive detections to calculate the 95% UCL.
2 - USEPA Regional Screening Levels (RSLs) for Chemical Contaminants at Superfund Sites, May 2013 (ILCR = $1x10^{-6}$, HQ = 1).
3 - Concentrations are less than background concentration for soil at Middle River Complex.

HI = Hazard Index
HQ = Hazard Quotient
ILCR = Incremental Lifetime Carcinogenic Risk
NA = Not Applicable
RSL = Regional Screening Level
UCL = Upper Confidence Limit

Target Organ Abbreviations:
CVS = Cardiovascular System