FINAL

2014 Remedial Investigation and Remedial Action Progress Report Former Lockheed Electronics Company Site Boroughs of Watchung & North Plainfield, Somerset County, New Jersey

Prepared for:



Energy, Environment, Safety & Health

6801 Rockledge Drive

Bethesda, MD 20817

Prepared by:

Tetra Tech, Inc.

January 15, 2015

TABLE OF CONTENTS

Section **Page**

1.0 INTRODUCTION 1-1

2.0 SITE BACKGROUND 2-1
2.1 SITE LOCATION AND DESCRIPTION 2-1
2.2 SITE HISTORY 2-2
2.2.1 Soil Remediation 2-3
2.2.2 Regulatory Closure Summary - Soils 2-12
2.2.3 Groundwater 2-13
2.2.3.1 Packer Testing of Recovery Well RW-1 2-18
2.2.3.2 Classification Exception Area Modification 2-20
2.2.4 Vapor Intrusion Investigations 2-25
2.2.4.1 Prior Investigations 2-25
2.2.5 Baseline Ecological Evaluation 2-28
2.3 PHYSICAL SETTING 2-28
2.3.1 Site Geology 2-28
2.3.2 Site Hydrogeology 2-29

3.0 MONITORING WELL INSTALLATIONS AND WELL REPAIRS 3-1
3.1 ADDITIONAL MONITORING WELL INSTALLATIONS 3-1
3.1.1 Monitoring Well Installation Procedures 3-2
3.1.1.1 MW-1I and MW-1S 3-3
3.1.1.2 MW-2I and MW-2D 3-4
3.1.1.3 MW-3D 3-5
3.1.2 Geophysical Logging 3-6
3.1.3 Packer Testing 3-7
3.1.3.1 MW-1I 3-9
3.1.3.2 MW-2D 3-10
3.1.3.3 MW-3D 3-12
3.1.4 Investigation-Derived Waste 3-14
3.2 MONITORING WELL REPAIRS 3-15

4.0 GROUNDWATER MODELING 4-1

5.0 TECHNICAL OVERVIEW 5-1
5.1 GROUNDWATER AND SURFACE WATER REMEDIATION OBJECTIVES 5-1
5.2 SEMI-ANNUAL MONITORING PROGRAM 5-1
5.3 DATA QUALITY ASSESSMENT 5-2
5.3.1 Groundwater Data – Semi-Annual Sampling 5-2
5.3.2 Surface Water Data – Semi-Annual Sampling 5-3
5.3.3 Groundwater Data – Packer Testing Groundwater Grab Sampling 5-4
5.3.4 Groundwater Data – Initial Sampling of Additional Wells 5-5
5.3.5 Other Potential Factors Influencing the Data 5-5
5.3.6 Overall Assessment of the Sampling Results 5-5
5.3.6.1 Groundwater Results 5-5
5.3.6.2 Surface Water Results 5-8

TABLE OF CONTENTS (CONT'D)

Section **Page**

6.0 REMEDIAL ACTION PROGRESS REPORT 6-1
6.1 GROUNDWATER MONITORING AND SAMPLING ACTIVITIES 6-1
6.1.1 Groundwater Sampling Methods 6-2
6.1.2 Vertical Profiling of the Additional Monitoring Wells 6-3
6.1.3 Groundwater Sampling Results 6-5
6.1.3.1 Groundwater Elevations 6-5
6.1.3.2 Summary of Groundwater Results – Semi-Annual Sampling 6-5
6.1.3.3 Groundwater Concentration Trends 6-11
6.2 SURFACE WATER MONITORING AND SAMPLING ACTIVITIES 6-13
6.2.1 Surface Water Sampling Methods 6-13
6.2.2 Summary of Surface Water Results 6-13
6.3 GWES STATUS 6-14
6.4 VAPOR INTRUSION INVESTIGATION STATUS 6-15
7.0 CONCLUSIONS AND RECOMMENDATIONS 7-1
7.1 SOIL REMEDIATION COMPLETION 7-1
7.2 GROUNDWATER EXTRACTION SYSTEM PERFORMANCE 7-1
7.3 GROUNDWATER MONITORING 7-2
7.3.1 Groundwater Modeling 7-6
7.3.2 Conceptual Site Model 7-7
7.3.2.1 Hydrogeologic Conditions 7-8
7.3.2.2 Nature and Extent of Impacts 7-10
7.3.2.3 Sources of Impacts 7-12
7.3.2.4 Contaminant Fate and Transport 7-13
7.3.3 Evidence for Natural Attenuation 7-14
7.4 SURFACE WATER MONITORING 7-16
7.5 VAPOR INTRUSION INVESTIGATION 7-17
8.0 REFERENCES 8-1

LIST OF TABLES

Table 2-1 AOC Summary List
Table 3-1 Monitoring Well Construction Details
Table 3-2 Summary of Packer Testing Data
Table 3-3 Summary of VOC Analytical Results for Packer Test Samples
Table 3-4 Water Quality Parameters during Purging of MW-1I, MW-2D, MW-3D Packer Test Intervals
Table 3-5 Monitoring Well Repair Summary
Table 5-1 Monitoring and Reporting Schedule
Table 6-1 Groundwater Sampling Analytical Results – December 31, 2013
Table 6-2 Groundwater Sampling Analytical Results – January 14, 2014
Table 6-3 Groundwater Elevation Data - March and September 2014 Sampling Events

TABLE OF CONTENTS (Cont'd)

Table 6-4	Groundwater Sampling Analytical Results – March 21, 2014
Table 6-5	Groundwater Sampling Analytical Results – September 11, 2014
Table 6-6	Historical TCE Concentrations in Groundwater
Table 6-7	Comparison of Trichloroethene (TCE) Concentrations Prior to and Following Activation of Groundwater Extraction System
Table 6-8	Surface Water Sampling Analytical Results – March 21, 2014
Table 6-9	Surface Water Sampling Analytical Results – September 11, 2014
Table 6-10	Historical TCE Concentrations in Stream Locations
Table 6-11	System Performance Summary
Table 6-12	Summary of VI Investigations at Properties Adjacent to the LEC Site

LIST OF FIGURES

Figure 2-1	Site Location Map
Figure 2-2	Site Plan
Figure 2-3	Site Plan with Selected Buildings for 2014 Vapor Intrusion Investigation Site Plan with Selected Buildings for 2014
Figure 3-1	Semi-Annual Sampling Locations
Figure 6-1	Shallow Groundwater Elevation Contour Map (March 2014)
Figure 6-2	Intermediate Groundwater Elevation Contour Map (March 2014)
Figure 6-3	Deep Groundwater Elevation Contour Map (March 2014)
Figure 6-4	Shallow Groundwater Elevation Contour Map (September 2014)
Figure 6-5	Intermediate Groundwater Elevation Contour Map (September 2014)
Figure 6-6	Deep Groundwater Elevation Contour Map (September 2014)
Figure 6-7	Shallow TCE Isoconcentration Map (March 2014)
Figure 6-8	Intermediate TCE Isoconcentration Map (March 2014)
Figure 6-9	Deep TCE Isoconcentration Map (March 2014)
Figure 6-10	Shallow TCE Isoconcentration Map (September 2014)
Figure 6-11	Intermediate TCE Isoconcentration Map (September 2014)
Figure 6-12	Deep TCE Isoconcentration Map (September 2014)
Figure 6-13	Cross-section Location Map
Figure 6-14	2014 TCE Plume Cross-section
Figure 7-1	Intermediate TCE Isoconcentration Map (September 2012)
Figure 7-2	Intermediate TCE Isoconcentration Map (September 2013)
Figure 7-3	Intermediate TCE Isoconcentration Map (September 2014)
Figure 7-4	2 µg/L Extent of Shallow Zone TCE Plume (March 2014)

TABLE OF CONTENTS (Cont'd)

APPENDICES

Appendix A	Case Inventory Document
Appendix B	Monitoring Well Logs, Well Records, Monitoring Well Certification Forms B
Appendix C	Borehole Geophysical Logs and Packer Test Graphs
Appendix D	Borehole Video Logs (DVD)
Appendix E	Non-Hazardous Waste Disposal Documentation
Appendix F	Groundwater Flow and Solute Transport Modeling Report
Appendix G	Checklist for the Submission of Sampling Data for PDBs
Appendix H	Laboratory Analytical Data Reports
Appendix I	Plots of TCE Concentration versus Time for Selected Monitoring Wells
Appendix J	Stream Sampling Field Measurements
Appendix K	Plots of TCE Concentration versus Time for Stream Locations

ACRONYMS

AOC	Area of Concern
ATV	Acoustic televiewer
BEE	Baseline Ecological Evaluation
bgs	below ground surface
BN	base neutral compound
CEA	Classification Exception Area
CID	Case Inventory Document
cm/sec	centimeters per second
CSM	Conceptual site model
DNAPL	Dense non-aqueous phase liquid
DRAI	Dan Raviv Associates, Inc.
ECRA	Environmental Cleanup Responsibility Act
FSPM	Field Sampling Procedures Manual
ft/ft	feet per foot
GAC	granular activated carbon
gpm	gallons per minute
GWES	groundwater extraction system
GWSL	Ground Water Screening Level
GWQS	Ground Water Quality Standards
HFPM	Heat pulse flowmeter
IASL	Indoor Air Screening Level
IDW	investigation-derived waste
IGWSCC	Impact to Groundwater Soil Cleanup Criteria
ISRA	Industrial Site Recovery Act
LEC	Lockheed Electronics Company
Lockheed Martin	Lockheed Martin Corporation
LSRP	Licensed Site Remediation Professional
msl	mean sea level
mg/kg	milligram per kilogram
µg/L	microgram per liter

ACRONYMS (Cont'd)

MNA	Monitored natural attenuation
NFA	No Further Action
N.J.A.C.	New Jersey Administrative Code
NJDEP	New Jersey Department of Environmental Protection
NJPDES	New Jersey Pollution Discharge Elimination System
PCB	polychlorinated biphenyls
PCE	Tetrachloroethene
PDB	passive diffusion bag
RPD	Relative Percent Difference
RAP	Remedial Action Permit
RAPR	Remedial Action Progress Report
RAR	Remedial Action Report
RAWP	Remedial Action Work Plan
RDCSCC	Residential Direct Contact Soil Cleanup Criteria
RI	Remedial Investigation
RIR	Remedial Investigation Report
SES	Site Evaluation Submission
SGSL	Soil Gas Screening Level
SME	Sevee and Maher Engineers, Inc.
SVE	Soil vapor extraction
SWQS	Surface Water Quality Standards
TCE	Trichloroethene
TCL	Target Compound List
Tetra Tech	Tetra Tech, Inc.
TRC	TRC Companies, Inc.
U.S.	United States
USEPA	United States Environmental Protection Agency
UST	underground storage tank
VI	vapor intrusion
VOC	volatile organic compound
WHPA	Well Head Protection Area
WRA	Well Restriction Area

1.0 Introduction

On behalf of Lockheed Martin Corporation (Lockheed Martin), Tetra Tech, Inc. (Tetra Tech) has prepared this Remedial Investigation and Remedial Action Progress Report (RI/RAPR) to summarize the results of remedial investigation activities conducted at the former Lockheed Electronics Company (LEC) site (hereinafter the "Site") and to provide the results of the semi-annual groundwater and surface water sampling activities conducted in 2014. These activities were conducted using field and sampling methods consistent with the New Jersey Department of Environmental Protection (NJDEP) Field Sampling Procedures Manual (FSPM) and the NJDEP Technical Requirements for Site Remediation (New Jersey Administrative Code [N.J.A.C.] 7:26E).

Environmental investigation and remedial activities associated with the Site are performed pursuant to the regulatory authority of the Industrial Site Recovery Act (ISRA) and in accordance with the ISRA Rules (N.J.A.C. 7:26B). The Site is recorded within the ISRA program as Case No. E90038 and is also identified under Program Interest ID No. 004334.

This Remedial Investigation and Remedial Action Progress Report is organized as follows:

- The introduction and report organization are provided in Section 1.
- A summary of background information, including a description of the site location, site history and operations, the results of previous investigation activities, and a brief description of the site geology and hydrogeology are provided in Section 2.
- The installation of additional monitoring wells and monitoring well repair activities conducted in the late 2013 are described in Section 3.
- A description of groundwater flow and solute transport modeling activities conducted in 2014 is provided in Section 4.
- A technical overview of the 2014 sampling activities, including an assessment of analytical data quality and an overall assessment of the sampling results, is provided in Section 5.

- The 2014 groundwater and surface water sampling methods and results and the status of both the groundwater extraction system and the vapor intrusion (VI) investigation are discussed in Section 6.

- Investigation findings, a discussion of the site conceptual model, and proposed recommendations are provided in Section 7.

2.0 Site Background

Details regarding the Site background are provided in previous site documents. The Site description, physical setting, and history, including previous remedial investigation and remediation activities, are summarized in the sections below.

2.1 SITE LOCATION AND DESCRIPTION

The Site is located on United States (U.S.) Route 22 West in the Boroughs of Watchung and North Plainfield, Somerset County, New Jersey. The Site is a parcel of land approximately 80 acres in size located on the north side of U.S. Route 22. LEC activities at the Site ceased in 1989, and the Site was re-developed as the Watchung Square Mall in 2000.

The Site is located in a mixed residential and commercial area. The Site is bordered to the south by U.S. Route 22, which is a predominately commercial area with residential properties located on side streets and mapped wetlands in drainage areas. The Site is bordered to the west by an apartment complex (formerly Crystal Ridge Club, presently Avalon Watchung) and a condominium complex (Regency Village Condominiums). Forested areas and residences border the Site to the north, and commercial properties border the Site to the east.

The Site location is shown on Figure 2-1. The Site elevation ranges from 140 to 320 feet above mean sea level (msl), sloping to the south from higher elevations on the First Watchung Mountain, located northwest of the Site, to lower elevations along U.S. Route 22, located southeast of the Site. A map of the Site and the associated monitoring well network is provided in Figure 2-2. The closest surface water body is Crab Brook located south of the Site and U.S. Route 22 (Figure 2-2). Crab Brook is partially fed by runoff from the northwest portion of the First Watchung Mountain and several surface water drainage points along U.S. Route 22. Crab Brook flows into Stony Brook approximately 1.2 miles downstream of the Site. Wetlands areas have been mapped by the NJDEP within one mile of the Site at locations immediately to the north of the Site, and south of the Site along U.S. Route 22.

2.2 SITE HISTORY

The Site was originally developed in 1953 by Stavid Engineering. Lockheed Martin Corporation acquired Stavid Engineering in 1959 and created Lockheed Electronics Corporation, which was subsequently operated by Sanders, a Lockheed Martin Company. Additional land acquisitions resulted in the current Site boundaries. The Site was used to manufacture, assemble, and test electronic components. Trichloroethene (TCE) was used in former Building 3 (near the MW-549 well cluster on Figure 2-2) as a non-flammable liquid coolant in conjunction with low-temperature testing of electronic components. TCE was also used in former Building 7 as a solvent to clean printed circuit boards. Operations at the Site ceased in 1989.

The cessation of Site activities in 1989 triggered a Site investigation under the New Jersey Environmental Cleanup Responsibility Act (ECRA) (superseded by ISRA). The General Information Submission for the Site was submitted to NJDEP on December 4, 1989. A Site Evaluation Submission (SES) for the Site was submitted to NJDEP on January 12, 1990 without a Site Sampling Plan, because final revisions were necessary to characterize areas of environmental concern thoroughly (McLaren, 1990a). The Sampling Plan was submitted as an addendum to the SES on March 28, 1990 (McLaren, 1990b).

The Sampling Plan (McLaren, 1990b), which provided an assessment of environmental impacts at the former LEC facility, was subsequently modified after additional potential areas of concern were noted during NJDEP site walks with Lockheed Martin representatives in May and June 1990. In a letter dated June 29, 1990, NJDEP requested information on the final discharge points of all storm and sanitary sewers, sumps, trenches, and supplemental information on other areas of concern. Lockheed Martin subsequently identified the final discharge points for the interior floor drains at the facility and submitted a Deficiency Letter Response Report to NJDEP on September 6, 1990. NJDEP provided Lockheed Martin with Draft Conditional Sampling Plan Approval on September 12, 1990 and Final Conditional Sampling Plan Approval on October 24, 1990.

Initial investigations based on the approved Sampling Plan identified multiple areas of concern (AOCs) at the Site. Investigation activities included the collection of soil, sediment, groundwater, and surface water samples, and, in several areas, remedial measures were implemented. The

remedial measures were later accepted by NJDEP and assigned No Further Action (NFA) status. Investigation and remedial action results have been documented in a series of reports submitted to the NJDEP since 1991.

A total of 95 AOCs were identified at the Site for potential impacts to soil and groundwater. Details regarding the AOCs, including the potentially impacted media, the potential contaminants of concern, and a summary of the investigation and remedial activities conducted at the AOCs are provided in the Case Inventory Document (CID) attached as Appendix A. As shown in the CID and as summarized in Table 2-1, NJDEP has approved NFA for all of the AOCs except On-Site and Off-Site Groundwater (AOCs 26 and 27, respectively). In the October 24, 1990 letter approving the Sampling Plan, NJDEP approved NFA for 14 AOCs without requiring sampling or further investigation. Based on the results of non-intrusive investigations (e.g., records review, field observations), NJDEP also approved NFA for an additional 16 AOCs in letters dated January 21, 1992, January 27, 1994, and November 14, 1994.

Investigations were conducted at 63 soil AOCs and based on the investigation results, remedial actions were conducted at 19 soil AOCs to achieve NFA status. Remedial activities conducted at the soil AOCs are described below, followed by a summary of both the groundwater investigation and remediation activities and the vapor intrusion investigation activities at the Site.

2.2.1 Soil Remediation

Compounds identified at concentrations exceeding the applicable NJDEP Soil Cleanup Criteria during the soil investigation activities included volatile organic compounds (VOCs), petroleum hydrocarbons, base neutral compounds (BNs), polychlorinated biphenyls (PCBs), and metals. Soil remediation activities conducted at the Site are summarized below by AOC.

AOC 1B (10,000 Gallon No. 4 Fuel Oil Underground Storage Tank [UST] South of Building 1) and AOC 2A (10,000 Gallon No. 4 Fuel Oil UST North of Building 2)

During the removal of two 10,000-gallon fuel oil USTs in November 1989, soil contamination was detected below the tanks and additional excavation was conducted to remove the impacted soil. Soil samples collected following the tank removals identified elevated concentrations of

total petroleum hydrocarbons and BNs in the soil at both tank locations. Additional excavation was conducted at both UST locations until soils were visibly clean and organic vapor free. Excavated petroleum-impacted soil from both locations (approximately 356 tons from the south side of Building 1 and 375 tons from the north side of Building 2) was transported off-site for proper disposal in June and July 1990. Post-excavation soil sample results met Residential Direct Contact Soil Cleanup Criteria (RDCSCC). Details regarding the UST removal and excavation were submitted in the SES dated March 28, 1990 and the No Further Action Summary Report prepared by Lockheed Sanders, Inc., revised August 29, 1995. NJDEP approved no further action for AOCs 1B and 2A in their letter dated June 28, 1991.

AOC 2B (Staining; Loading Dock; Transformer Area; North of Building 2)

Staining was observed from an aerial photo on the north side of Building 2 near the location of a historic loading dock that was reportedly used for the delivery and temporary storage of chemicals used in Building 2 (AOC 2B). Investigation indicated no record of a spill at the loading dock, but soil samples were collected from the stained area around the loading dock and within the driveway area and near the transformer pad in March 1992. Elevated PCB concentrations were reported in a soil sample collected near the transformer pad. Additional sampling was conducted to delineate the PCBs and 3 cubic yards of soil were excavated from the stained area that contained PCBs in April 1992. The excavated soil was transported off site for proper disposal in October 1992. Post-excavation sampling results met the applicable RDCSCC and the NJDEP approved no further action for AOC 2B in their letter dated January 12, 1994. Details regarding the sampling and excavation were submitted in the Revised Supplemental Sampling Plan (McLaren/Hart, dated March 6, 1992) and the Data Presentation Report for the Revised Supplemental Sampling Plan (McLaren/Hart, dated March 1993) and the No Further Action Summary Report prepared by Lockheed Sanders, Inc. revised August 29, 1995.

AOC 2C (Paint Shed North of Building 2)

During a site inspection for the SES, paint was observed on the soil around the paint shed located north of Building 2 (AOC 2C). Paint was reportedly stored on the west side of the shed. Soil samples collected near the paint shed indicated elevated levels of tetrachloroethene (PCE).

Additional sampling was conducted to delineate the PCE and following delineation, soil excavation activities were conducted. One post-excavation sample indicated elevated TCE concentrations, and compliance averaging was employed to meet the RDCSCC for TCE. Approximately 19 cubic yards of VOC-impacted soil was transported off site for proper disposal in June 1992. Post-excavation sampling results met compliance averaging criteria and NJDEP approved no further action for AOC 2C in their letter dated January 27, 1994. Details regarding the paint shed sampling and excavation were submitted in the Revised Supplemental Sampling Plan (McLaren/Hart, dated March 6, 1992) and the Data Presentation Report for the Revised Supplemental Sampling Plan (McLaren/Hart, dated March 1993) and the No Further Action Summary Report prepared by Lockheed Sanders, Inc. (revised August 29, 1995).

AOC 2F (Boiler Room Floor Drain) and AOC 2FR (Boiler Room Floor Drain - Fuel Oil)

Small quantities of chemicals were stored in the Building 2 boiler room where a compressor with a condensate line running to a four-inch diameter floor drain was located (AOC 2F). Some condensate dripping into the drain was observed during a site visit for the SES, but there was no staining, no evidence of a spill, or no cracks or holes were observed in the concrete. One of the initial soil samples collected in the boiler room indicated elevated levels of petroleum hydrocarbons. Delineation sampling was conducted in March 1992 and approximately 2 cubic yards of soil was excavated. Post-excavation sampling results met the applicable RDCSCC and the NJDEP approved no further action for AOC 2F in their letter dated January 27, 1994.

In June 1996, Lockheed Sanders had demolished and removed all structures and foundation systems at the former LEC Site except Building 2. Because soil contamination had been encountered at other Site locations, a soil Remedial Investigation (RI) was performed at Building 2 in 1996 (Building 2 Remedial Investigation/Remedial Action Report [RI/RAR], prepared by Sevee and Maher Engineers, Inc. [SME], dated July 21, 1997b). In September 1996, Lockheed Sanders notified NJDEP of a historic discharge of petroleum hydrocarbons in the soil beneath Building 2 (AOC 2FR). In December 1996, Amendment #2 to the July 1995 Soil Remedial Action Work Plan (SME, 1995) was submitted to NJDEP and re-opened AOC 2F, which had previously received NFA approval form the NJDEP. The Building 2 RI was conducted from June

1996 to January 1997. During the RI, soil sampling data indicated elevated petroleum hydrocarbons concentrations near the boiler room, with the most likely source being No. 4 fuel oil. Delineation sampling was conducted (approximately 1,500 cubic yards of impacted soil was delineated), and in a letter dated December 6, 1996, the NJDEP approved Lockheed's proposal for excavation and off-site disposal of the impacted soil. In April and May 1997, approximately 2,140 tons of impacted soil was excavated and transported off site for proper disposal. Post excavation sampling indicated that the extent of the soil impacted by petroleum hydrocarbons was removed, and the NJDEP approved no further action for AOC 2FR in their letter dated July 22, 1998. Details regarding the investigation and remediation of the Building 2 soils are provided in the Revised Supplemental Sampling Plan (McLaren/Hart, dated March 6, 1992) and the Data Presentation Report for the Revised Supplemental Sampling Plan (McLaren/Hart, dated March 1993), the No Further Action Summary Report prepared by Lockheed Sanders, Inc. (revised August 29, 1995), and the Building 2 RI/RAR.

AOC 3A (10,000 Gallon #4 Fuel Oil UST; North Side of Building 3)

An oil UST that was formerly located on the north side of Building 3 was reportedly removed during the early 1980s. No closure report was filed and no records of post excavation activities could be located. An investigation was conducted during the SES and the UST was located. The UST was subsequently registered, permitted, and removed in accordance with the NJDEP Bureau of Underground Storage Tank requirements. Post-excavation soil samples met the applicable RDCSCC and the NJDEP approved no further action for AOC 3A in their letter dated June 28, 1991. Details regarding the remediation of the UST are provided in the No Further Action Summary Report prepared by Lockheed Sanders, Inc. (revised August 29, 1995).

AOC 3D (Drop Hammer Pit; Building 3 Interior)

Machinery in a Drop Hammer Testing Pit located in the interior of Building 3 (AOC 3D) was used to support and vibrate a metal plate at floor level to which equipment could be attached and tested for susceptibility to impact and vibration. The walls of the test pit showed visible signs of oil or hydraulic fluid staining. The floor contained some accumulation of what appeared to be oil and water. Delineation of the soils beneath Building 3, including the drop hammer pit area, was

conducted in 1993 (Soil Remedial Investigation Report [RIR], SME, May1994); therefore, no further delineation relative to the drop hammer pit was required. In their letter dated November 14, 1994, the NJDEP indicated that the results of the soil delineation at Building 3 (which included the soil at AOC 3D) were acceptable. Soil in the drop hammer pit area was remediated in conjunction with the Building 3 Soil Remediation activities. The shallow soils (i.e., the fill/Till 1 and silt/clay layers) were remediated from February 1996 to May 1996 via excavation and ex-situ treatment by mechanical processing (approximately 39,800 cubic yards of soil). These soil remediation activities included remediation of the soil at AOC 3D. NJDEP approved no further action for the shallow soil at Building 3 in their letter dated April 18, 1997. Details regarding the remediation of the drop hammer pit area and the Building 3 soil remediation are provided in the May 1994 Soil RIR, the RAR Building 3 Clay Remediation (SME, dated November 1, 1996), and the No Further Action Summary Report prepared by Lockheed Sanders, Inc. (revised August 29, 1995).

AOC 3G (Stained Pavement; Northwest Corner Building 3B; Former Drum Storage)

An oil stain was observed on the pavement from oil storage drums stored at the northwest corner of Building 3B (AOC 3G). The spill was approximately five feet in diameter. Initial soil sampling results indicated that elevated petroleum hydrocarbon concentrations were reported in one sample. Additional sampling was conducted to delineate the petroleum hydrocarbons and 4 cubic yards of soil were excavated from the stained area in April 1992. The excavated soil was transported off site for proper disposal in June 1992. Post-excavation sampling results met the applicable RDCSCC and Impact to Groundwater Soil Cleanup Criteria (IGWSCC) and the NJDEP approved no further action for AOC 3G in their letter dated January 27, 1994. Details regarding the sampling and excavation were submitted in the Revised Supplemental Sampling Plan (McLaren/Hart, dated March 6, 1992), the Data Presentation Report for the Revised Supplemental Sampling Plan (McLaren/Hart, dated March 1993) and the No Further Action Summary Report prepared by Lockheed Sanders, Inc. revised August 29, 1995.

AOC 3N (Building 3 Clay (Fill/Till 1 and Silt/Clay) and AOC 3O (Building 3 Sand)

Soil impacted by VOCs, primarily TCE, was identified in the vicinity of Building 3. Delineation of the soils beneath Building 3 was conducted in 1993 (Soil RIR, SME, May 1994). Approximately 50,000 cubic yards of soil containing TCE concentrations greater than 1 milligram per kilogram (mg/kg) were delineated. The highest TCE concentrations were measured on the northwest side of Building 3 in the shallow soils (i.e., the fill/Till 1 and silt/clay layers). Treatment of these shallow soils was conducted inside a temporary enclosed structure at the Site that contained the volatilized TCE. TCE vapors were removed from the structure via an air pollution control system consisting of an exhaust blower and 12,500 pound carbon units in series. Following testing to confirm that TCE concentrations were below the NJDEP IGWSCC of 1 mg/kg, the treated soil was used to backfill the excavation. Based on NJDEP approval, no post-excavation sampling was required provided that the soil was excavated to the previously determined clean zones. Excavation and ex-situ treatment by mechanical processing of approximately 39,800 cubic yards of soil was conducted from February 1996 through May 1996, as previously described above for AOC 3D. NJDEP approved no further action for AOC 3N in their letter dated April 18, 1997.

The AOC 3N remediation described above treated the shallow impacted soils at Building 3, but elevated TCE concentrations were also reported in the sand/Till 2 layers beneath the silt/clay layer. The remediation of Building 3 Sand (AOC 3O) completed the remediation of the delineated soils in the Building 3 soil area. Remediation was accomplished via SVE methods using three horizontal SVE wells and an air pollution control system consisting of a vacuum pump and activated carbon. The SVE system began operations on December 10, 1996 and was shut down on April 10, 1997. Based on the delineation data, the SVE system treated approximately 23,000 cubic yards of in-situ sand/Till 2 soils. Following shutdown and a six-month stabilization period, post-remediation samples were collected in October 1997 from the sand/Till 2 soils to confirm using compliance averaging methods that the TCE concentrations were below the NJDEP IGWSCC of 1 mg/kg. NJDEP approved no further action for AOC 3O in their letter dated July 22, 1998. Details regarding the Building 3 soil investigation and remediation are provided in the

May 1994 Soil RIR, the RAR Building 3 Clay Remediation (SME, dated November 1, 1996), and the RAR Building 3 Sand AOC (SME, dated February 25, 1998).

AOC 4A (Loading Dock; Southwest of Building 4)

The loading dock on the southwest corner of Building 4 projected both to the south and to the west (AOC 4A). Both docks were surrounded by pavement. Storm water drainage was provided by two storm water drains, one on either side of the southern dock. To assess the potential impact to soil from chemical/hazardous waste spills, soil samples were collected near the loading docks. Soil sampling results indicated elevated concentrations of VOCs and BNs. Additional sampling was conducted to delineate the extent of elevated concentrations. Following delineation, approximately 17 cubic yards of VOC and BN-impacted soil was transported off site for proper disposal in June 1992. Post-excavation sampling results met the applicable RDCSCC and IGWSCC and NJDEP approved no further action for AOC 4A in their letter dated January 27, 1994. Details regarding the loading dock sampling and excavation were submitted in the Revised Supplemental Sampling Plan (McLaren/Hart, dated March 6, 1992), the Data Presentation Report for the Revised Supplemental Sampling Plan (McLaren/Hart, dated March 1993) and the No Further Action Summary Report prepared by Lockheed Sanders, Inc. (revised August 29, 1995).

AOC 4C (Cooling Tower; North of Building 4)

Samples were collected near a cooling tower that was located north of Building 4 to determine whether additives to the cooling water, which may have contained potential contaminants, were discharged onto the surface. Sludge generated from the operation of the cooling tower was disposed on the ground adjacent to the tower. The sludge covered an area of approximately 8 feet by 10 feet and stressed vegetation (i.e., dead grass) was observed in this area during the SES site inspection. An initial sludge sample collected from this area identified elevated concentrations of metals. Soil sampling was conducted to delineate the extent of the elevated metals (primarily cadmium, copper, and lead). In April 1992 following delineation, approximately 14 cubic yards of metals-impacted soil was excavated and staged for subsequent disposal. The excavated soil was transported off site for proper disposal in December 1992. Post-excavation sampling results

met the applicable RDCSCC and IGWSCC and NJDEP approved no further action for AOC 4C in their letter dated January 27, 1994. Details regarding the cooling tower sampling and excavation are provided in the Revised Supplemental Sampling Plan (McLaren/Hart, dated March 6, 1992) the Data Presentation Report for the Revised Supplemental Sampling Plan (McLaren/Hart, dated March 1993), and the No Further Action Summary Report prepared by Lockheed Sanders, Inc. (revised August 29, 1995).

AOC 7A (500 Gallon 1,1,1-TCA UST; West Side of Building 7; RCRA Enclosure)

A 500-gallon 1,1,1-trichlorethane (1,1,1-TCA) UST was removed from beneath the air conditioner pad on the west side of Building 7 (AOC 7A) in August 1988. Soils samples were collected from the base of the excavation at that time and the excavation was backfilled. Concentrations of 1,1,1-TCA (2-7 mg/kg) were detected in the soil located within and surrounding the tank; therefore, additional soil excavation to remove the 1,1,1-TCA-impacted soil was conducted in March 1990, followed by post-excavation sampling. Post-excavation sampling results met the applicable RDCSCC and NJDEP approved no further action for AOC 4C in their letter dated June 28, 1991.

AOC 7F (500 Gallon Acid Waste UST; Northeast corner of Building 7) and AOC 7XX (Building 7A Surface Soils (Asphalt/BN Issue)

A 500-gallon acid waste UST was removed prior to construction of Building 7A in 1978 (AOC 7F). Soil sample results indicated elevated concentrations of BNs in the shallow soil only. Soil sampling was conducted to delineate the extent of the impacted soil. In April 1992 following delineation, the area was excavated and post-excavation samples indicated that BN concentrations remained elevated to the west in the surface soils. Results from test pits excavated further west indicated consistently elevated BN concentrations in the surface soils. The impacted surface soil area was determined to be the former location of an old “tar and chip” road and that the elevated BNs were likely derived from the disintegrated chips that were part of the original construction materials (AOC 7XX). The delineated area was excavated, with approximately 50 cubic yards excavated in April 1992 and 40 cubic yards excavated in August 1993. The excavated material was handled as waste asphalt and was transported offsite to an asphalt plant for recycling. Post-excavation sampling results met the applicable RDCSCC and IGWSCC and NJDEP approved no

further action for AOCs 7F and 7XX in their letter dated January 27, 1994. Details regarding the sampling and excavation of these AOCs are provided in the Revised Supplemental Sampling Plan (McLaren/Hart, dated March 6, 1992) the Data Presentation Report for the Revised Supplemental Sampling Plan (McLaren/Hart, dated March 1993), and the No Further Action Summary Report prepared by Lockheed Sanders, Inc. (revised August 29, 1995).

AOC 7Y (10,000 Gallon Unlined Paint Stripping Waste Sump; Paint Room), AOC 7Z (General Plating Room; Interior Building 7), and AOC 10B (Sumps; Interior Building 10)

Building 7 contained a 10,000-gallon unlined paint stripping waste sump that was located in the paint room and collected runoff from the stripping and painting process (AOC 7Y). In the general plating room (AOC 7Z adjacent to the paint room), floor staining was observed during the SES site inspection. LEC replaced the floor with new concrete and acid resistant tiles in 1988 and although sampling of the concrete and soil indicated no contamination, a sump that predated the new floor remained. The sump received wash water and incidental spillage from the plating and degreasing process. Building 10, located just north of the paint and general plating rooms in Building 7, also contained sumps (AOC 10B). No spills were recorded inside Building 10, but a high volume of solvents were stored in the building and the floor showed visible signs of staining. Initial soil samples collected in 1990 indicated elevated VOC concentrations within and around the paint room and general plating room in Building 7, and near Building 10. Delineation sampling was conducted at the above AOCs, guided in part by a soil gas survey conducted in the area between Buildings 7 and 10.

From August to October 1992, a soil remedial investigation was conducted in the Building 7 area to delineate the extent of VOC impacted soil (SME, May 1994). The results indicated that TCE and PCE were the primary compounds of concern in the soil. Approximately 31,000 cubic yards of VOC-impacted soil were delineated in the Building 7 area. Soil remediation was accomplished via ex-situ SVE methods. The VOC-impacted soil was excavated and placed in SVE cells constructed in Building 7. Extraction wells and piping installed in the cells were connected to vacuum pumps and carbon adsorption air treatment units. Following testing to confirm that the VOC concentrations met applicable NJDEP soil cleanup criteria, the treated soil was used to

backfill the excavation. Based on NJDEP approval, no post-excavation sampling was required provided that the soil was excavated to the previously determined clean zones. Excavation and ex-situ treatment by mechanical processing of approximately 35,000 cubic yards of soil was conducted from November 1993 through June 1994.

During the excavation of Building 7, an abandoned UST was encountered and punctured, releasing soil and liquid that was contained within the excavation. Due to the uncertain history of the tank, emergency cleanup was implemented. Approximately 5,800 pounds of liquid and debris were transported off site in December 1993 and 120,000 pounds of soil were transported off site in March 1994 for proper disposal. It was later determined that the tank had been previously abandoned, since it was filled with sand; therefore, formal UST closure procedures were not required.

NJDEP approved no further action for AOCs 7Y, 7Z, and 10B in their letter dated January 27, 1994. Details regarding the Building 7 soil investigation and remediation are provided in the RAR Building 7 Soil Remediation (SME, dated August 1994), the Data Presentation Report for Revised Supplemental Sampling Plan for Groundwater Investigation (SME, dated January 1993), the Revised Supplemental Sampling Plan (McLaren/Hart, dated March 6, 1992), the Data Presentation Report for the Revised Supplemental Sampling Plan (McLaren/Hart, dated March 1993), and the No Further Action Summary Report prepared by Lockheed Sanders, Inc. (revised August 29, 1995).

2.2.2 Regulatory Closure Summary - Soils

In summary, a total of 95 AOCs were identified at the Site for potential impacts to soil and groundwater. As shown in the CID and as summarized in Table 2-1, NJDEP has approved NFA for all of the AOCs except On-Site and Off-Site Groundwater (AOCs 26 and 27, respectively). In their October 24, 1990 letter approving the Sampling Plan, NJDEP approved NFA for 14 AOCs without requiring sampling or further investigation. Based on the results of non-intrusive investigations (e.g., records review, field observations), NJDEP also approved NFA for an additional 16 AOCs in letters dated January 21, 1992, January 27, 1994, and November 14, 1994. Based on the investigation results at the remaining 63 soil AOCs, remedial actions were conducted

at 19 soil AOCs to achieve NFA status. As described above, site-wide soil remediation has been completed.

Based on the following lines of evidence, professional judgment was used by the Licensed Site Remediation Professional (LSRP) to determine that previous ECRA/ISRA compliance activities were sufficient to substantively meet the requirements of a Preliminary Assessment to ensure that no AOCs were previously missed, and that previous sampling protocol and data quality are acceptable to meet Site Investigation/Remedial Investigation and remedial action objectives:

- Documentation of at least three site-wide inspections by NJDEP between 1990 and 1991 when the facility was operational.
- One EPA site inspection in 1992 that documented "no soil contamination, spills or sources were identified".
- Reference by NJDEP that aerial photo review was performed.
- Number and distribution of soil sampling locations.
- Extensive active soil remediation via excavation and soil vapor extraction.
- Record of consistent ECRA/ISRA compliance history as evidenced by regulatory submittals and correspondence reviewed during a NJDEP records search.
- Record of No Further Action approval issued by NJDEP for 95 AOCs.
- No previously remediated compounds of concern have newly-adopted soil remediation standards that are an order of magnitude or more lower in concentration compared to soil cleanup criteria.

2.2.3 Groundwater

Initial investigation into potential groundwater impacts at the Site was conducted in 1990 following the closure of a 500-gallon 1,1,1-TCA UST on the west side of Building 7 (AOC 7A) in 1988 (McLaren, 1990c). Groundwater investigation activities were expanded at the former LEC facility during implementation of the Sampling Plan approved by NJDEP in October 1990, as documented in the Revised Supplemental Sampling Plan (McLaren/Hart, dated March 6, 1992).

In response to NJDEP's January 21, 1992 comment letter, additional groundwater investigation activities were conducted by SME in 1992, including the installation and sampling of 17 monitoring wells and 9 piezometers at the former LEC facility, hydraulic conductivity testing (i.e., monitoring well slug tests and laboratory permeability testing of Shelby tube samples), and an

assessment of potential impacts to the LEC production wells (PW-2 and PW-3). The investigation indicated that groundwater beneath the Site was impacted by VOCs, primarily TCE, and that the principle VOC sources were near Building 3 and 7. Free-phase TCE was not encountered in the deep bedrock monitoring wells or the production wells. Details are provided in the Data Presentation Report for Revised Supplemental Sampling Plan for Groundwater Investigation (SME, January 1993).

Groundwater remedial investigation activities conducted at the Site from August 1993 through February 1995 were described in the Remedial Investigation Report and Remedial Action Work Plan (RIR/RAWP; SME dated July 1995). Groundwater investigation activities completed during the RI included, but were not limited to:

- The installation and sampling of 40 monitoring wells and piezometers to investigate TCE concentrations in groundwater at the former LEC facility and downgradient to the southwest
- Surface water sampling in Crab Brook and Stony Brook
- Completion of an on-site 75-hour constant rate groundwater pump test to evaluate hydraulic parameters in the shallow bedrock
- A well search and sampling of water samples from nearby privately-owned domestic wells
- Abandonment of 22 monitoring wells and piezometers and three production wells at the former LEC facility (in advance of building demolitions), and six off-site domestic wells

The well search area was approximately 4 miles long in the northeast-southwest direction (the groundwater flow direction beneath the Site) and 1.5 miles wide in the northwest-southeast direction. The well search was completed by Dan Raviv Associates (DRAI, 1994). The search identified 136 domestic wells, 11 municipal supply wells, 8 industrial supply wells, in the search area. Following a series of public meetings, approximately 45 wells were sampled and the analytical results indicated that the majority of the wells were not impacted by the former LEC Site. Six wells were abandoned and replaced by public water supply.

The groundwater RI concluded that elevated dissolved TCE concentrations were migrating downgradient off site to the southwest and that a portion of the plume was discharging to Crab Brook. The main source area appeared to be located near Building 3. The pumping test results indicated that the migration of the TCE plume could be controlled by extraction and treatment of the groundwater. The groundwater portion of the RAWP focused on the proposed installation of a

groundwater extraction system with multiple recovery wells and ex-situ treatment via air stripping. An amended RAWP was submitted in November 1995 and the RIR/RAWP was approved by NJDEP in a letter dated December 6, 1996.

In response to the December 6, 1996 comment letter, an Off-Site Ground Water Proposal (SME, dated June 10, 1997b) was submitted to NJDEP. The proposed work included sampling of one additional domestic well and two industrial wells identified within in the downgradient plume, a baseline ecological evaluation of Crab Brook, additional downgradient delineation well installations, establishing a Classification Exception Area (CEA) that includes the impacted groundwater downgradient of the former LEC facility, and preparation of an off-site groundwater RAWP. The proposal also included the LEC On-Site Upgradient Hydrogeologic Investigation Report, which concluded that dissolved TCE was migrating on to the Site in the deep bedrock from an unknown source located upgradient to the northeast.

Based on comments from NJDEP, two more additional domestic wells were added to the proposed receptor well sampling program (total five wells). NJDEP approved the sampling program on July 22, 1998. The two industrial wells and one domestic well were no longer in use and were unavailable for sampling. Samples were collected in December 1998 and January 1999 from the two remaining domestic wells, and analytical results indicated no detections of TCE. A Domestic Well Sampling Report was submitted in April 1999 and accepted by the NJDEP in their letter dated August 9, 1999.

The results of the baseline ecological evaluation conducted at the Site are summarized below in Section 2.2.4 of this report.

TRC Companies, Inc. (TRC) became the environmental contractor for the remediation of the Lockheed Site in early 1999. In March 2000, TRC submitted a Revised Remedial Action Workplan (TRC, 2000) that included a proposal to move the groundwater recovery and treatment system to North Drive to better capture the TCE plume. The Revised RAWP included a redesigned remediation system to address impacted groundwater and surface water in Crab Brook, the results of hydrogeologic modeling to design the extraction well, an extraction well aquifer test design, the limits of the proposed CEA, and a proposed monitoring plan. In a letter dated May 17,

2000, NJDEP approved the Revised RAWP. The NJDEP and TRC entered into a Remediation Agreement for the Site in 2001.

To remediate the groundwater plume and intercept groundwater base flow to Crab Brook, a recovery well was installed and a groundwater extraction system (GWES) was constructed. Recovery well RW-1 was installed in June 2000 on North Drive in North Plainfield (Figure 2-2). The well location was selected based upon computer modeling results that suggested that a single extraction well would capture a high percentage of the groundwater plume at this location.

In June 2000, recovery well RW-1 was installed to a depth of 150 feet below ground surface (bgs) and has an open borehole of 130 feet. A 48-hour constant rate aquifer test of RW-1 was conducted in July 2000 to determine aquifer parameters and the appropriate pumping rate for the extraction well. The aquifer test results and the results for additional work conducted at the Site, including additional monitoring well installations and groundwater and surface water monitoring events in 2002, were submitted to NJDEP in an RI Addendum Report (TRC, dated June 2004a).

Groundwater extracted from RW-1 was pumped to the GWES building and treated using three liquid phase granular activated carbon (GAC) vessels. The treated water was discharged to Crab Brook via a storm drain. Following construction, the GWES was activated on July 17, 2003 under New Jersey Pollution Discharge Elimination System (NJPDES) permit No. NJG0105899. Until the GWES was temporarily deactivated in late May 2011, groundwater was pumped from extraction well RW-1 at a rate of approximately 120 gallons per minute (gpm). Until deactivation, the GWES had worked almost continuously from start-up and functioned as designed, providing control of the bedrock groundwater plume and intercepting groundwater base flow to Crab Brook.

The GWES was shut down on May 28, 2011 after one of the system's GAC treatment vessels (Tank No. 1) was found to be leaking due to corrosion holes in the steel tank shell. In July 2012, the residual water remaining in the three GAC vessels was characterized and found to be non-hazardous. In September 2012, the remaining water in the vessels and the appurtenant hoses was drained in preparation for removal of the GAC prior to planned treatment system demolition and reconstruction. The residual water was contained in a poly tank staged next to the GWES building for subsequent off-site disposal. The GAC in the vessels was characterized in September 2012

and also found to be non-hazardous. In February 2013, the GAC and residual water were removed and properly disposed at a Lockheed Martin-approved off-site disposal facility. The steel vessels that contained the GAC were cleaned, removed, and properly disposed as scrap metal in March 2013 in preparation for the GWES system reconstruction. Additional details regarding the GWES decommissioning were provided in the combined RAPR and Remedial Action Report Addendum (RAPR/RAR dated August 2013). Disposal facility documentation and receipts were included in Appendix A of the 2013 RAPR/RAR (dated July 9, 2014).

A long-term groundwater and surface water monitoring program commenced in 2003 coincident with the construction and activation of the GWES. As detailed in the June 2004 Remedial Action Report (TRC, 2004b), the NJDEP approved TRC's proposal to use passive diffusion bag samplers (PDBs) for the long-term monitoring program in correspondence dated April 1, 2003. The NJDEP also accepted a revised sampling schedule proposed in TRC's correspondence dated February 25, 2003. To validate the use of PDBs at the Lockheed Site, both vertical profiling using PDBs and synchronous sampling using PDBs and conventional methods were conducted during the March 2003 quarterly event.

An extensive monitoring well network has been installed to delineate and monitor the TCE concentrations (Figure 2-2). There are currently 50 active monitoring wells and piezometers associated with this project in the Boroughs of Watchung and North Plainfield, nearly all of which were installed as either well couplets or triplets to evaluate the horizontal and vertical distribution of VOCs, primarily TCE. Groundwater monitoring activities are ongoing in accordance with the monitoring schedule provided in the NJDEP-approved Groundwater Remedial Action Permit (RAP) dated June 26, 2014.

As shown on Figure 2-2, five of the active groundwater monitoring wells were installed in the vicinity of the Site between September and November 2013. These wells provide additional monitoring locations to further delineate the existing groundwater contaminant plume and further define the groundwater CEA for the Site. Details regarding the installation and initial sampling of the five additional wells are provided in Section 3 of this report.

As noted above, evaluation of the analytical results from surface water sampling at the Site indicated that groundwater from the former LEC Site contributed base flow to Crab Brook, and historically resulted in measurable impacts to surface water quality between North Avenue (Norwood Avenue) and Watchung Avenue. Although no measurable impacts to Crab Brook have been detected since 2009, surface water samples are collected on a semi-annual basis from four sampling locations along Crab Brook to monitor surface water quality (Figure 2-2). Surface water monitoring activities are ongoing in accordance with the monitoring schedule provided in the NJDEP-approved RAP.

2.2.3.1 Packer Testing of Recovery Well RW-1

Packer testing of recovery well RW-1 was conducted in August 2012 concurrent with the GWES system decommissioning activities. The objective of the packer testing program was to provide data to update the hydrogeologic conceptual site model and to support the overall groundwater closure strategy for the Site, specifically to assess whether, or to what extent, optimization of the GWES via focused pumping from the most VOC-impacted fracture zones was appropriate. The results of the packer testing were provided in a detailed Packer Test Report (Tetra Tech, 2012b) included as an appendix to the RAPR/RAR Addendum dated August 2013 (Tetra Tech, 2013b) and are summarized below.

To facilitate packer testing, the existing recovery well pump and piping were removed from RW-1 and geophysical logging was conducted in the open borehole to identify potentially hydraulically conductive fractured zones and select borehole intervals for packer testing. Based on an evaluation of the geophysical logs and the RW-1 rock core log, seven (7) fracture zones were selected for packer testing. The selected zones were individually isolated using a dual inflatable packer and submersible pump assembly and groundwater was pumped to purge the isolated zones and collect groundwater samples. A total of seven (7) groundwater samples were collected from the packer intervals using dedicated Teflon bailers and submitted for laboratory analysis of Target Compound List (TCL) VOCs plus a library search of fifteen (15) tentatively identified compounds using United States Environmental Protection Agency (USEPA) SW-846 Method 8260, in accordance with the approved Work Plan.

The analytical results for groundwater samples collected during packer testing of RW-1 indicated that low concentrations of TCE, PCE, and chloroform were detected in all of the packer test intervals, but no VOC concentrations were detected above NJDEP Groundwater Quality Standards (GWQS).

The geophysical data and the borehole video indicated that several hydraulically conductive fractures or fracture zones are present in the RW-1 borehole. Significant hydraulically conductive fracture zones were identified at 50.5-50.7 feet bgs, 55.6-56.6 feet bgs, 79.3 feet bgs, 89.1-89.2 feet bgs, 117.7-118.2 feet bgs, and 130.8-131.4 feet bgs.

These fracture zones are primarily low-angle fractures. Stereonet plots of fractures and bedding plane partings indicate that the mean strike and dip of these features is N56E/18NW (strike/dip), which is consistent with the regional bedding strike and dip of the Passaic Formation bedrock in the Site area, as depicted on the New Jersey Geological Survey bedrock geologic map for the Chatham Quadrangle (Geologic Map Series GMS 04-2, Bedrock Geologic Map of the Chatham Quadrangle, Morris, Somerset and Union Counties, New Jersey, Monteverde, Donald H. and Volkert, Richard A., 2005). Given this consistency, the significant hydraulically conductive fractures identified in RW-1 are interpreted as weathered bedding plane partings.

The packer testing results indicated that VOC concentrations in the seven intervals tested and sampled did not exceed NJDEP GWQS. The packer testing intervals were selected based on an assessment of the rock core log and the borehole geophysical logs to identify the fracture zones in RW-1 that are hydraulically conductive. Based on the packer testing results, it was concluded that RW-1 was no longer an effective recovery well for VOC-impacted groundwater at the Site.

The packer testing results indicated that reconstruction and startup of the GWES was unwarranted, and a re-evaluation of remedial alternatives for groundwater at the Site was recommended in the RAPR/RAR Addendum. Following a review of the Site data and discussions with the LSRP, a RAP Application for Groundwater at the Site with a proposed remedy of monitored natural attenuation was prepared and submitted to NJDEP in May 2013. The RAP Application included a revised monitoring and reporting schedule for the Site. The RAP Application was approved, and on

June 26, 2014 NJDEP issued a Groundwater RAP for monitored natural attenuation at the Site, with an effective date of July 2, 2014 (RA Permit No. RAP130001).

2.2.3.2 Classification Exception Area Modification

In their May 17, 2000 letter to Lockheed Martin, NJDEP indicates that an "on-site" CEA was established and approved in the NJDEP letter dated December 4, 1997. In 2013, the existing CEA for the Site was updated pursuant to the NJDEP Administrative Requirements for the Remediation of Contaminated Sites (N.J.A.C. 7:26C) and included groundwater data that was collected through March 2012. An updated CEA/Well Restriction Area (WRA) Permit Fact Sheet Form and supporting documentation was submitted to NJDEP in May 2013. As noted above, a RAP Application for Groundwater was also submitted, as required by N.J.A.C. 7:26C-7.3.

Well Search

Receptor evaluations were previously submitted to NJDEP in the August 28, 2009 public notification submission and in previous submissions. More recently, Lockheed Martin submitted an Interim Receptor Evaluation Form to the NJDEP on March 1, 2012.

As part of the Site's updated groundwater CEA certification, Lockheed Martin completed a NJDEP Bureau of Water Allocation 1-mile radius well records search and a computerized 5-mile radius search of water allocation permitted wells for large diversions (i.e., permitted diversions of more than 100,000 gallons per day). At the time of the May 2013 CEA/WRA submittal, receipt of the well search records from NJDEP was still pending. Following a review of the well search records, a revised CEA/WRA Permit Fact Sheet Form and the well search results were submitted to NJDEP in April 2014. A summary of the well search results is provided below.

The well records search identified well permits and/or well records for a total of 22 well locations within one mile of the Site, including 19 domestic well locations, one non-public community well location, and two industrial well locations.

Based on a review of information provided in the well permits and well records as well as information from other sources (including but not limited to free GIS mapping tools, Google web

searches, tax assessment records, historical aerial photographs, the Somerset County Public Library system, and canvassing of property owners), 18 of the 19 domestic well locations are situated side-gradient to the Site (i.e., to the southeast or northwest) or upgradient of the Site (i.e., to the northeast). These wells are located outside of the CEA boundary and the TCE groundwater plume. Given that the primary flow direction in the bedrock beneath the Site is to the southwest (i.e., approximately parallel to bedding strike), it is unlikely that these well locations are affected by impacted groundwater from the Site.

The well search results indicate that the remaining domestic well location is situated downgradient approximately one mile southwest from the Site, but the available information for this well is incomplete and contradictory. The well owner address on the well permit is Orange, NJ and the drillers sketch is unclear. The well permit indicates an Atlas Grid number that is in North Plainfield, but the well location municipality is listed as Watchung, and the longitude and latitude shown on the Atlas Grid sketch indicate that the well location is more than two miles west of the Site. Based on the above information, the well location is questionable and cannot be verified as being within the canvass area (i.e., within one mile of the Site).

Similarly, there is limited information regarding the one non-public community well location identified within one mile of the Site. Based on available information, the well was located approximately 500 feet or more upgradient of the Site, but the well location cannot be verified as being within the canvass area.

Available information indicates that both of the industrial wells located within one mile of the Site were abandoned. The permit for one of the industrial wells indicates that the well owner was Stavid Engineering, which occupied the former LEC Site prior to being purchased by Lockheed Martin. The well permit provides insufficient information to determine the exact location of the industrial well on the property, but the well was likely one of three production wells that was operated at the facility. The existing production wells at the former LEC Site were abandoned during the remedial investigation in 1994 (SME, 1995), and the former LEC Site was subsequently redeveloped as Watchung Square Mall; therefore, the industrial well is presumed to be abandoned. The other industrial well was located approximately 3500 feet downgradient of the Site to the southwest and

was installed on property owned and occupied by a former department store. The property is now entirely paved and used for auto storage. Discussions with the current property owner indicate that the property is served by city water, not well water, and there is no well on the property. Based on this information, the industrial well is presumed to be abandoned.

Two well permits were also identified for wells at locations more than one mile southwest of the Site but within the downgradient portion of the CEA (one industrial well and one domestic well). There is limited information, however, for both well locations. The location of the domestic well on the well permit is only listed as "Somerset" and the well owner address is only listed as North Plainfield. The drillers sketch is also unclear, indicating that the well is located on or near Hill Avenue, but there is no Hill Avenue in North Plainfield or in Watchung. The location of the industrial well is vague, indicating "Hwy 29, N. Plainfield-Somerset" (likely Route 22), but no exact address. The drillers sketch on the permit is also vague, indicating that the well was installed along "Rt. 29" near a cross street that leads to Watchung, but providing no dimensions or other landmarks. Based on available information, neither well location can be verified as being within the canvass area.

Water Allocation Diversion Radial Search Results

The water allocation diversion radial search identified only one well within approximately one mile of the Site, specifically Lockheed Martin's groundwater recovery well (RW-1) for the groundwater extraction system at the Former LEC Site. Recovery well RW-1 has been inactive since the GWES shutdown in May 2011. In addition, the analytical results for groundwater samples collected during August 2012 packer testing of RW-1 indicated that no VOC concentrations were detected above applicable NJDEP GWQS. Based on the packer testing results, RW-1 is not a receptor of impacted groundwater from the Site.

The water allocation diversion radial search also identified a commercial non-community well located approximately 1.2 miles southwest of the Site, but within the downgradient portion of the CEA. The well record indicates that the well is located at 221 Grove Street, North Plainfield (Block 131, Lot 9). An on-line search of tax assessment records (http://tax1.co.monmouth.nj.us) indicates that Block 131, Lot 9 is now known as Lot 17 (217-21 Grove Street). The well was installed in 1977 for industrial use and the site is currently occupied by an active laundromat (Stony Brook

Laundry). A review of city directories at the North Plainfield Public Library, however, indicates that the property was used for dry cleaning from approximately 1962 to 1982.

Discussions with Thomas Grzymski (NJDEP) in November and December 2013 indicated that elevated concentrations of TCE (12.2 micrograms per liter [µg/L]), cis 1,2-dichloroethene (14.3 µg/L), and PCE (146 µg/L) were reported in a groundwater sample collected from the laundromat well in February 2002. The groundwater sampling results were reported in a Remedial Action Report (dated September 2009) for a former Getty Service Station located approximately 120 feet north of the laundromat well (Tyree Environmental Corporation, 2009). PCE is not a groundwater contaminant of concern at the former LEC site. Analytical results for groundwater samples collected from the nearest site monitoring well cluster located hydraulically upgradient to the laundromat well (well cluster PZ-522) in March 2003 report a PCE concentration in the shallow well (screened from 7.7 to 17.7 feet bgs) of 3.7 µg/L and the reported PCE concentration in the intermediate well (screened from 91 to 101 feet bgs) was 1.3 µg/L. PCE was not detected above reporting limits in the deep well (screened from 187.7 to 197.7 feet bgs). Given the historical use of the 221 Grove Street property for dry cleaning, the reported detection of PCE (which is not a groundwater contaminant of concern at the former LEC site), and concentration gradients in monitoring wells at the former LEC Site that are not consistent with a source related to the former LEC Site, the former dry cleaner at 221 Grove Street may be the source of the detections in the laundromat well. In December 2013, Tetra Tech informed the NJDEP about the historical use of the 221 Grove Street property for dry cleaning.

Well Head Protection Areas

As indicated in the April 2014 Revised CEA/WRA submittal, the CEA boundary is not within either a Tier I or Tier 2 Community Well Head Protection Area (WHPA). A Public Non-Community WHPA was identified approximately 1.1 miles southwest of the former LEC Site and partially overlapping the most downgradient portion of the CEA. The well associated with this WHPA is located at 25 Greenbrook Road (Block 99, Lot 14 in the Borough of North Plainfield), which is situated outside of the CEA but within 500 feet of the CEA boundary. The well is identified by Public Water Supply Identification Number 1814300, but as described below, the well is no longer a

registered public supply well and the calculated WHPA assigned to this well is no longer technically supported.

A site visit was conducted on March 2, 2014 to visually inspect the well and to obtain information directly from the current property owner regarding how water supplied by the well is used. The well is situated in a liquor store maintained on the property. The results of an internet search indicate that the well may have previously supplied water for a bottling company located on the property, but discussions with the property owner revealed that the bottling company ceased operations at the property approximately 40 years ago. The property owner reported that the well is active, but it is only used to supply water to a restroom and a utility sink within the liquor store and is not used as a drinking water supply. The property owner also reported that the store employees drink the bottled water that is sold in the store. The owner indicated that the well also supplies water to a restroom in a tenant space at the back of the building that is currently occupied by a trophy store. According to the property owner, the tenant reported that they use a bottled water dispenser (i.e., a water cooler) and that water from the restroom is not consumed.

The property owner stated that he had no information regarding the well depth or construction, but the well pump was replaced shortly after he purchased the property in 2008. Discussions with a representative of the pump replacement service company (M&T Well & Pump located in Bound Brook, NJ) revealed that the pump was set at approximately 125 feet below ground surface, but the well depth and construction were not known.

Discussions with Lynn Rodriguez at the Somerset County Department of Health revealed that the well was deregistered as a public well in approximately 2003-2004 and has not been inspected by the health department since deregistration. This is consistent with information posted on the NJ Drinking Water Watch website, which contains sampling data indicating that the well was sampled periodically for nitrates and coliform in the 1990's and early 2000's, but identifies no sampling data after 2004. The property owner stated that the well has been sampled monthly for chlorine and coliform since he obtained the property in 2008 and to his knowledge the results are below applicable criteria. During the site visit, the current property owner expressed a reluctance to allow sampling of the well water for other parameters such as volatile organic compounds.

As noted above, the well was deregistered as a public supply well. The geographic information system database for Public Non-Community Water Supply Wells in New Jersey (obtained from the New Jersey Geological and Water Survey) indicates that the WHPA for the well was calculated using default values for well depth (200 feet bgs), pumping rate (10 gpm), and aquifer porosity (0.2), because actual values for these parameters were not recorded or do not exist. Based on the known current limited use of the well (i.e., only supplying water for the liquor store restroom and utility sink and the tenant space restroom), it follows that the pumping rate of the well would be considerably lower than the default rate of 10 gpm listed in the database. Given the lower pumping rate, the actual well radius of influence is likely much smaller than the assigned WHPA for the former public water supply system. A smaller radius of influence reduces the potential influence of the well on groundwater within the nearby portion of the CEA, where TCE concentrations are already interpolated to be close to the NJDEP GWQS based on current conditions recorded at the nearest site monitoring wells.

2.2.4 Vapor Intrusion Investigations

As noted in Section 2.1, following cessation of activities at the Site by LEC, the Site was redeveloped as the Watchung Square Mall with a Wal-Mart Store located in the southwest corner. Avalon Watchung (formerly Crystal Ridge Club) is a residential apartment complex located adjacent to the southwestern boundary of the former LEC property. Southwest of Avalon Watchung is Regency Village, a condominium complex. Due to the proximity of these properties to the groundwater plume source area, the Wal-Mart, Avalon Watchung and Regency Village were the areas of potential concern for vapor intrusion. The locations of the Wal-Mart, Avalon Watchung, and Regency Village are shown on Figure 2-3. All three properties have been the focus of past VI investigations and Avalon Watchung is the remaining area of vapor intrusion concern. The scope of work for the 2014 investigation was limited to confirmatory sampling for three buildings at Avalon Watchung.

2.2.4.1 Prior Investigations

The August 2009 RAPR presented an evaluation of the potential for exposure to vapor within structures located above the Site's groundwater contaminant plume. The August 2009 RAPR

included an evaluation of the known or suspected Site-specific contaminants, contaminant migration pathways, potential human receptors and the exposure routes by which these receptors may come in contact with contaminants. The evaluation concluded that the potential for VI to occur and to result in unacceptable indoor air concentrations in occupied structures nearest to the Site exists, and that further investigation was warranted.

Since the submittal of the August 2009 RAPR, work plans were submitted and VI investigations have been conducted. These investigations have been documented in the following reports that have been submitted to (and approved by) NJDEP and/or the LSRP:

Revised VI Investigation Work Plan, August 2010 – the Work Plan was approved by the NJDEP on December 9, 2010. The Work Plan (TRC, 2010) outlined the proposed investigation activities which focused on sub-slab soil vapor and indoor air sampling at structures present nearest to the ground water plume source area at the Site, specifically the Watchung Square Mall (Walmart store) and one adjoining property (Avalon Watchung).

VI Investigation Report, November 22, 2011 – the results for sub-slab and indoor air sampling conducted at Avalon Watchung and indoor air sampling at Regency Village (Building 26 only) in February 2011 are presented in this report (Camp Dresser & McKee, Inc. [CDM], 2011). During this investigation, sub-slab soil gas samples were collected from Avalon Watchung Buildings 3 through 12 and Building 14. Concentrations of TCE in sub-slab samples collected from Avalon Watchung Buildings 3, 6, 7, and 12 exceeded the NJDEP Soil Gas Screening Level (SGSL) for TCE, but no TCE concentrations in the indoor air samples collected during this event exceeded the Indoor Air Screening Level (IASL) for TCE (the contaminant of concern for the Site) or its related breakdown compounds. NJDEP issued a technical review and comment letter, dated December 9, 2011 in response to this report.

VI Investigation Report Addendum, January 31, 2012 - this investigation implemented the recommendations of the November 22, 2011 report. NJDEP commented via e-mail on June 25, 2012. Sub-slab soil gas and indoor air sampling was conducted in December 2011. During this investigation, sub-slab soil gas samples were collected from the remaining buildings at Avalon Watchung that had not been previously sampled (i.e., Buildings 1, 2, 13, 15, the

Clubhouse, and the Maintenance Building), and indoor air samples were collected from Avalon Watchung Buildings 3, 6, 7, 12, and the Clubhouse. The analytical results indicated that reported TCE concentrations in sub-slab samples collected from Buildings 3, 7, and the Clubhouse exceeded the SGSL for TCE, but no TCE concentrations in the indoor air samples collected during this event exceeded the IASL for TCE or its related breakdown compounds. The report recommended that an additional round of sub-slab soil gas samples be collected from Avalon Watchung Buildings 3, 6, 7 and 12 and from the Clubhouse. To provide correlative data for the evaluation of the sub-slab soil gas sampling proposed, additional indoor air sampling was also recommended for Avalon Watchung Buildings 3, 6, 7 and 12 and the Clubhouse (CDM Smith, 2012a).

VI Investigation Data Submittal, April 10, 2012 - this submittal presented the data collected at Wal-Mart (CDM Smith, 2012b). The analytical results indicated that TCE concentrations in sub-slab samples and indoor air samples collected at the Wal-Mart building did not exceed the NJDEP non-residential SGSL or IASL for TCE.

2013 Comprehensive Vapor Intrusion Investigation Report, June 11, 2013 - The 2013 Comprehensive VI Investigation addressed the recommendations of the January 2012 VI Investigation Report Addendum. The 2013 Comprehensive VI Investigation also addressed the VI concerns related to Regency Village as discussed in the 2011 RAPR (CDM, 2011). The 2011 RAPR recommended that the construction of Regency Village Buildings 3, 4, 5, and 6 (closest to the former LEC facility) be evaluated to determine whether there are any ground floor or basement living units in any of the buildings. These four buildings did not have living spaces but did have crawl spaces and were included as part of the 2013 Comprehensive VI Investigation. The investigation was later expanded to include Buildings 17, 26, 36 and 38 at Regency Village which were found to have (or potentially have) basement living units. The 2013 investigation also included an additional round of sub-slab soil gas and indoor air samples from Avalon Watchung Buildings 3, 6, 7 and 12 and from the Clubhouse. Assessment of the sub-slab and indoor air data from Regency Village indicated that the VI pathway is not complete and no further VI work was recommended at Regency Village. Assessment of the sub-slab and indoor air data from Avalon Watchung indicated that the VI pathway is not complete at Building 12 and

the Clubhouse, and no further work was recommended at these locations. The analytical data for Buildings 3, 6, and 7 indicated that additional sub-slab sampling events were needed to confirm that the concentrations of TCE in sub-slab soil gas beneath these buildings are continuing to decline to levels less than the NJDEP residential SGSL. Additional indoor air sampling might also be required. The scope of the 2014 VI investigation activities was based on these recommendations. The results of the 2014 VI investigation are discussed in Section 7.5 of this report.

2.2.5 Baseline Ecological Evaluation

A Baseline Ecological Evaluation (BEE) was conducted at the Site during February 1999 by Environmental Management Group, Inc. and SME. The scope of the BEE was described in the June 12, 1997 Off-Site Proposal prepared by SME for the former LEC Site ISRA Project (ISRA Case #E90038). The NJDEP granted final approval of the Off-Site Proposal on July 22, 1998.

The BEE was conducted to evaluate the potential for acute aquatic affects from the presence of TCE in the waters of Crab Brook. The BEE concluded that there was no measurable acute effect on aquatic species in Crab Brook from the inflow of TCE-impacted groundwater from the Site. The NJDEP approved the BEE in an August 9, 1999 letter, concluding that no further ecological evaluation with regard to Crab Brook was required.

2.3 PHYSICAL SETTING

2.3.1 Site Geology

Based on previous investigations, the overburden at the Site is generally composed of granular fill associated with the remediation area of former LEC Building #3, a sandy outwash deposit, and a thin layer of glacial till. In the vicinity of the Site, the thickness of the overburden decreases towards the south-southwest but increases south of Crab Brook. The overburden is thinnest near well cluster MW-546 (3 feet) and generally increases in thickness south of U.S. Route 22, with the greatest thickness of 47 feet observed at the former location of well cluster MW-542 (this destroyed well cluster was located near the intersection of Park Place and Somerset Street; see Figure 2-2).

The overburden deposits are underlain by the Passaic Formation, which is a reddish-brown siltstone of Jurassic age. The upper surface of the bedrock is generally weathered and soft, and becomes more competent with depth. Bedrock surface topography generally slopes to the southeast perpendicular to the First Watchung Mountain. The highest bedrock elevation is approximately 171 feet above msl at well MW-3D and the lowest is approximately 45 feet above msl at well cluster MW-545.

2.3.2 Site Hydrogeology

Groundwater at the Site occurs within the bedrock, and locally within the overburden. The migration of dissolved VOCs within the bedrock is influenced by both bedrock structure and local groundwater discharge areas, particularly Crab Brook. The groundwater in the bedrock enters the Site from upgradient to the northeast, moves across the Site to the southwest (roughly parallel to the bedding strike direction of regional bedrock), and then trends in a more southerly direction toward Crab Brook. At monitoring well cluster MW-549 (located at the Site), the depth to groundwater is approximately 55 feet bgs. At monitoring well cluster MW-550 (located near the Regency Village both topographically and hydrogeologically downgradient of the Site), the depth to groundwater is approximately 21 feet bgs. While no monitoring wells are present at Avalon Watchung, the depth to groundwater beneath the apartment complex is expected to be between 21 and 55 feet bgs. Based on the September 2014 groundwater elevation data, the average horizontal hydraulic gradient in the shallow water-table zone across the Site is approximately 0.010 feet per foot (ft/ft), steepening slightly downgradient and southwest of the Site to approximately 0.018 ft/ft. Based on water level measurements at the well clusters, the vertical hydraulic gradient is generally downward across the Site, with some upward gradients in well clusters located immediately south of Crab Brook (MW-504 and MW-505) and in well clusters located southwest of the Site near Stony Brook (PZ-524 and MW-545).

3.0 Monitoring Well Installations and Well Repairs

As noted in Section 2.2, five additional monitoring wells were installed at the Site between September and November 2013. Repairs of existing monitoring wells were also conducted in November 2013. Details regarding the monitoring well installations and the well repairs are provided below.

3.1 ADDITIONAL MONITORING WELL INSTALLATIONS

Five bedrock monitoring wells were installed to provide additional monitoring locations to further delineate the existing groundwater contaminant plume and further define the groundwater CEA for the Site (wells MW-1S, MW-1I, MW-2I, MW-2D, and MW-3D). The monitoring well locations (Figure 2-2) were selected to provide side-gradient groundwater monitoring locations to the northwest and southeast of existing monitoring wells. Monitoring wells MW-1S and MW-1I are co-located northwest of source area monitoring well cluster MW-549, and monitoring well MW-3D is located northwest of downgradient monitoring well cluster MW-546. These wells are essentially side-gradient step-outs in the down-dip direction from existing monitoring well cluster MW-549 and well MW-546D, and were screened in the same bedrock bedding units, to the extent possible, as existing monitoring well cluster MW-549 and MW-546D. Monitoring wells MW-2I and MW-2D are co-located southeast of the downgradient monitoring well cluster PZ-522. These two wells were installed as replacement wells for the destroyed monitoring well cluster MW-542, which was located near the intersection of Park Place and Somerset Street. As such, wells MW-2I and MW-2D were installed and screened at the same depths as former wells MW-542B and MW-542A, respectively. The screen depths for the additional monitoring wells are provided in Table 3-1.

The monitoring wells were installed from September to November 2013 by New Jersey-licensed drillers employed by Summit Drilling, Inc., located in Bridgewater, NJ. Monitoring well installation activities included borehole geophysical logging and the collection of discrete groundwater grab samples during packer testing of the three deepest monitoring wells (wells MW-1I, MW-2D, and

MW-3D). Following installation and development of the additional wells, initial groundwater samples were collected from the new wells in December 2013 and January 2014. Groundwater samples were collected using PDBs and the well screen intervals were vertically profiled during the January 2014 sampling event to assess whether contaminant stratification was present and to determine the appropriate interval for future PDB deployment.

Well construction details for the newly installed wells are summarized in Table 3-1. Monitoring well logs, well records, and Monitoring Well Certification Forms B for the new monitoring wells are included in Appendix B. Borehole geophysical logs and graphs of packer testing data are provided in Appendix C. Details regarding the monitoring well installation procedures, geophysical logging, and packer testing, and initial sampling activities are summarized below.

3.1.1 Monitoring Well Installation Procedures

The wells were installed using air rotary drilling methods (to limit the amount of investigation-derived waste [IDW] water generated during drilling, water rotary methods were employed during the drilling of MW-3D, beginning at approximately 261 feet bgs to total depth). To prevent hydraulic communication between the unconsolidated overburden and the underlying bedrock aquifer, the wells were double-cased. For each well, 10-inch diameter steel surface casing was installed to maintain borehole integrity in the unconsolidated overburden. Following installation of the surface casing, a nominal 10-inch borehole was advanced through the overburden and a minimum of 10 feet into the top of competent bedrock. Permanent 6-inch diameter steel casing was then advanced to the bottom of the 10-inch borehole and grouted in place to secure the casing in the borehole. A nominal 6-inch borehole was then advanced to the planned total borehole depth.

The total constructed well depths were selected based on the results of packer testing and groundwater grab sampling that was conducted in the three deepest boreholes (MW-1I, MW-2D, and MW-3D). The open boreholes for these wells were geophysically logged to identify fractures and partings that might conduct water. The borehole geophysical logs were then evaluated to select fracture zone intervals for packer testing. The fracture zone intervals were isolated using inflatable packers and a submersible pump was used to collect groundwater grab samples from the isolated

intervals to assess TCE concentrations and to select the appropriate screen intervals for the monitoring wells.

The wells were generally constructed with 10 feet of 2-inch diameter Schedule 40 PVC screen (0.020-inch slot) and riser pipe set in the 6-inch diameter borehole. Well MW-3D was constructed with a 15-foot screen. The annulus between the borehole and the 2-inch screen was filter packed with No. 2 silica sand from the bottom of the screen to approximately two feet above the top of screen, followed by approximately two feet of No. 00 silica sand. The remaining annular space was then tremie-grouted with cement-bentonite grout from the top of the No. 00 sand to ground surface. The wells were completed at ground surface with a flush-mount steel protective casing set in a concrete pad and secured with an expandable inner cap and lock.

Details regarding drilling and construction of the individual bedrock monitoring wells are summarized below.

3.1.1.1 MW-1I and MW-1S

As noted above, bedrock monitoring wells MW-1I and MW-1S were installed down-dip and northwest of existing monitoring well cluster MW-549. Wells MW-1I and MW-1S are located in the cul-de-sac on East Drive in Watchung, NJ (Figure 2-2). The deeper well (MW-1I) was drilled first. Steel surface casing (10-inch diameter) was installed from ground surface to the top of weathered bedrock at approximately 51 feet bgs. Competent bedrock was encountered at approximately 53 feet bgs. Drilling continued and a 6-inch diameter steel casing was installed to approximately 64 feet bgs, approximately 10 feet into competent rock to isolate the overburden from the bedrock. The steel casing was grouted in place and allowed to cure at least overnight prior to continuing drilling.

Following installation of the casing, a nominal 6-inch borehole was drilled to a total depth of approximately 290 feet bgs and the borehole was developed via air displacement to reduce fines and prepare for geophysical logging. The borehole was geophysically logged following development. Based on an evaluation of the borehole geophysical logs, selected intervals were packer tested to assess TCE concentrations in the groundwater. The well screen interval was then

selected based on the packer testing data, the geophysical logs, and observations recorded during drilling.

Monitoring well MW-1I was screened from 245-255 feet bgs. Prior to constructing the well, the open borehole beneath the selected screen interval was sealed from the bottom up by tremie-grouting with cement grout (from approximately 255 to 290 feet bgs). The well was installed following curing of the grout.

Monitoring well MW-1S is located approximately 15 feet southwest from MW-1I. Similar to well MW-1I, 10-inch diameter steel surface casing was installed from ground surface to the top of weathered bedrock at approximately 51 feet bgs, and 6-inch diameter steel casing was installed to approximately 64 feet bgs, approximately 10 feet into competent rock. The steel casing was grouted in place and allowed to cure at least overnight prior to continuing drilling.

The total well depth and screen interval for MW-1S was selected based on the results of geophysical logging and packer testing of the borehole for adjacent well MW-1I. Following installation of the casing, a nominal 6-inch borehole was drilled to a total depth of approximately 180 feet bgs and the borehole was developed via air displacement to reduce fines and prepare for well construction. Monitoring well MW-1S was screened from 170-180 feet bgs.

3.1.1.2 MW-2I and MW-2D

As noted above, bedrock monitoring wells MW-2I and MW-2D are located southeast of downgradient monitoring well cluster PZ-522. These two wells were installed as replacement wells for destroyed monitoring well cluster MW-542, which was located near the intersection of Park Place and Somerset Street. Wells MW-2I and MW-2D are located on Allen Place in North Plainfield, NJ (Figure 2-2). The deeper well (MW-2D) was drilled first. Steel surface casing (10-inch diameter) was installed from ground surface to approximately 36 feet bgs. Weathered bedrock was encountered at approximately 32 feet bgs and competent bedrock was encountered at approximately 48 feet bgs. Drilling continued and a 6-inch diameter steel casing was installed to approximately 59 feet bgs, approximately 11 feet into competent rock to isolate the overburden from the bedrock. The steel casing was grouted in place and allowed to cure at least overnight prior to continuing drilling.

Following installation of the casing, a nominal 6-inch borehole was drilled to a total depth of approximately 198 feet bgs and the borehole was developed via air displacement to reduce fines and prepare for geophysical logging. The borehole was geophysically logged following development. Based on an evaluation of the borehole geophysical logs, selected intervals were packer tested to assess TCE concentrations in the groundwater. The well screen interval was then selected based on the packer testing data, the geophysical logs, and observations recorded during drilling. Monitoring well MW-2D was screened from 188-198 feet bgs.

Monitoring well MW-2I is located approximately 20 feet southeast from MW-2D. Similar to well MW-2D, 10-inch diameter steel surface casing was installed from ground surface to approximately 40 feet bgs and 6-inch diameter steel casing was installed to approximately 58 feet bgs, approximately 10 feet into competent rock. The steel casing was grouted in place and allowed to cure at least overnight prior to continuing drilling.

The total well depth and screen interval for well MW-2I was selected based on the results of geophysical logging and packer testing of the borehole for adjacent well MW-2D. Following installation of the casing, a nominal 6-inch borehole was drilled to a total depth of approximately 98 feet bgs and the borehole was developed via air displacement to reduce fines and prepare for well construction. Monitoring well MW-2I was screened from 88-98 feet bgs.

3.1.1.3 MW-3D

As noted above, bedrock monitoring well MW-3D was installed down-dip and northwest of existing monitoring well cluster MW-546. Well MW-3D is located in the cul-de-sac on Upper Drive in Watchung, NJ (Figure 2-2). Steel surface casing (10-inch diameter) was installed from ground surface to approximately 50 feet bgs. Weathered bedrock was encountered at approximately 40 feet bgs and competent bedrock was encountered at approximately 57 feet bgs. Drilling continued and a 6-inch diameter steel casing was installed to approximately 67 feet bgs, approximately 10 feet into competent rock to isolate the overburden from the bedrock. The steel casing was grouted in place and allowed to cure at least overnight prior to continuing drilling.

Following installation of the casing, a nominal 6-inch borehole was drilled to a total depth of approximately 505 feet bgs and the borehole was developed via air displacement to reduce fines

and prepare for geophysical logging. The borehole was geophysically logged following development. Based on an evaluation of the borehole geophysical logs, selected intervals were packer tested to assess TCE concentrations in the groundwater. The well screen interval was then selected based on the packer testing data, the geophysical logs, and observations recorded during drilling.

Monitoring well MW-3D was screened from 335-350 feet bgs. Prior to constructing the well, the open borehole beneath the selected screen interval was sealed from the bottom up by tremie-grouting with cement grout (from approximately 355 to 505 feet bgs). The well was installed following curing of the grout.

3.1.2 Geophysical Logging

Borehole geophysical logging was conducted in bedrock wells MW-1I, MW-2D and MW-3D to identify and select appropriate fracture intervals for packer sampling and to obtain in-well flow data. Geophysical logging was conducted on September 24, 2013 (MW-1I), October 1, 2013 (MW-2D), and October 28, 2013 (MW-3D) by Earth Data Northeast, Inc. located in Exton, Pennsylvania. The wells were also video logged to provide direct observation of borehole conditions such as the location and extent of fractures encountered during drilling. Copies of the geophysical logs and a transcription of observations from the video logs are provided in Appendix C.

The geophysical logging tools were lowered down hole on a wire cable following video logging of a borehole. Final results were provided on strip charts which display multiple logging read-outs side by side with respect to borehole depth. Field copies of individual logs were immediately available for use in selecting packer sampling depth intervals.

The types of geophysical logging performed on the above bedrock monitoring wells included, conventional geophysical logs, such as caliper, natural gamma ray, resistivity, temperature, and spontaneous potential, as well as acoustic televiewer (ATV) logs and heat pulse flowmeter logs. The caliper log was the primary geophysical log used to identify apparent fracture zones and select packer sampling depth intervals and packer seating locations in the boreholes. The remaining logs in the suite, particularly the temperature and heat pulse flowmeter logs, were used to better qualify

apparent fracture zones indicated on the caliper log. Brief descriptions of the acoustic borehole and heat pulse flowmeter logging methods are provided below.

The acoustic televiewer log was used to better qualify apparent fracture zones indicated on the caliper log. The acoustic televiewer logging tool uses a rotating transducer to transmit and receive high-frequency acoustic pulses. This tool generates a 360-degree scan of the borehole wall, and provides high-resolution images of fractures and solution openings. A built-in magnetometer mounted on the tool provides a compass orientation of the features identified on the log. This log was used to characterize fractures and solution openings, and provide strike and dip of fractures and bedding planes. Attitudes reported using acoustic borehole logging were corrected for magnetic declination prior to interpretation for the final log.

The heat pulse flowmeter (HPFM) tool provides direct measurements of both the vertical direction and rate of flow in an open borehole. When situated at the selected depth, the tool generates a pulse or slug of heat by discharging a capacitor. As the heat moves with the flow of water in the borehole, the time required for the heat to reach the tool's sensors is recorded and converted to units of gallons per minute in the appropriate direction. Heat pulse flowmeter test depths were chosen based upon geophysical logging results for a given borehole. Test depth intervals were selected to bracket apparent fracture locations identified on the caliper log. The resulting composite profile of vertical flow in a given borehole is used to assess intervals where water flows into or out of the borehole.

3.1.3 Packer Testing

As noted above, packer testing was conducted on the three deepest monitoring wells (MW-1I, MW-2D, and MW-3D) following drilling to total depth and development and geophysical logging of the boreholes. The packer testing was performed by a New Jersey-licensed driller employed with Summit Drilling and supervised by a Tetra Tech geologist.

Based on a review of the geophysical logging results, the soil log, and the driller's observations, multiple fracture zones were selected for packer testing in each of the above wells. The selected intervals were isolated using inflatable packers, then purged and sampled.

Packer testing and groundwater sampling was conducted using a straddle packer assembly constructed and supported on 2-inch hollow steel riser pipe. The assembly consisted of an upper and lower packer with a submersible pump mounted in between the packers. The packer separation interval ranged from 10 feet to 25 feet, depending on the borehole.

A submersible pump was used during packer testing to evacuate the packer test intervals and collect groundwater grab samples. The pump controls allowed for flow rate adjustment to maintain purging of the packer interval. The groundwater discharge volume was measured manually periodically during pumping to track the flow rate and volume of water purged from the packer test intervals.

Three pressure transducers were mounted to the packer and pump assembly to measure pressure changes (indicative of changes in the potentiometric surface or hydraulic head). Transducers were used to measure pressure changes within the test zone between the packers, in the borehole above the top packer, and in the borehole below the bottom packer. The pressure transducers were connected to a laptop computer for real-time observations so that packer seals could be verified and flow rates could be adjusted during testing.

During packer testing, the packer assembly was suspended within the well using the coupled hollow steel riser pipe. The packer assembly was lowered into place at the test intervals, and the packers were inflated with nitrogen. The well was allowed to equilibrate following inflation of the packers to identify shut-in pressures and potential changes in head above, below, and within the packer interval. After water levels stabilized following inflation of the packers, the pump was activated to evacuate the test zone interval. Changes in pressure were monitored using the pressure transducers and recorded on the computer data logging system at the surface. Approximately three to five interval volumes were purged from the packer test intervals prior to sampling, field conditions permitting.

Water quality measurements (i.e., pH, temperature, conductivity, oxidation-reduction potential, dissolved oxygen, and turbidity) were periodically measured and recorded during purging of the packer test intervals, but the decision to collect a groundwater sample was based primarily upon evacuation of multiple interval volumes, rather than water quality parameter stabilization.

Following purging of the isolated test zone, a groundwater sample was collected. Groundwater samples were collected from the submersible pump discharge. Sampling was conducted immediately after purging was completed and the groundwater sample was immediately transferred to the appropriate laboratory-supplied bottles and submitted for laboratory analysis of TCL VOC+15 using USEPA SW-846 method 8260.

After sampling of the packer interval was completed, the pump was shut off and the changes in pressure during water level recovery in the test interval were monitored and recorded prior to packer deflation. The packers were then deflated, and the packer assembly was moved to the next selected packer test zone. These packer testing procedures were repeated until sampling of all the selected packer test intervals was completed in the borehole.

The results of the geophysical logging and packer testing activities are summarized below by well location. The final geophysical logs are provided in Appendix C. Copies of the completed borehole video logs (on DVD) are provided in Appendix D. A summary of the packer test intervals is provided in Table 3-2. The groundwater analytical results for VOCs are summarized in Table 3-3. The water quality measurements recorded during purging of the packer test intervals are provided in Table 3-4. Graphs of the packer test data for the seven selected packer intervals are provided in Appendix C.

3.1.3.1 MW-1I

Based on the geophysical logs, the soil log, and observations during drilling, six intervals were selected for packer testing in MW-1I (Table 3-2). Given that this borehole was installed to monitor approximately the same bedding units as MW-549I in the down-dip direction, the packer test intervals were selected from the bottom half of the borehole. Groundwater flow rates in the three shallower test intervals (172-182 feet, 217.5-227.5 feet, and 242-252 feet bgs) ranged from 1.3 to 1.7 gpm, but groundwater flow in the deeper test intervals (258-268 feet, 269-279 feet, and 279-290 feet bgs) was lower, ranging from 0.28 to 0.35 gpm, indicating limited yield with depth. None of the intervals went dry during packer testing. The heat pulse flow meter data generally indicated a downward vertical flow gradient in the borehole, with no measureable vertical flow below approximately 230 feet bgs.

The pressure data indicated that the packers achieved a good seal against the borehole wall when inflated, and real-time monitoring of the transducer data during pumping indicated that the packers were well seated.

Geophysical logging, packer test data, and observations during drilling indicate that several hydraulically conductive fractures or fracture zones were identified in the MW-1I borehole. Significant hydraulically conductive fracture zones were identified at approximately 84-86 feet bgs, 174-176 feet bgs, 217-227 feet bgs, and 246-249 feet bgs. Although the zone at 84-86 feet bgs was not packer tested because it was too shallow, the caliper and ATV logs indicate intersecting low angle and high angle fractures at approximately 84-86 feet bgs, and observations during drilling indicate that water production began at approximately the same depth. A similar fracture zone was noted at approximately 174-176 feet bgs and HPFM data indicate that water flow into the borehole at this fracture zone. The caliper log indicates multiple low angle fractures from approximately 217-227 feet bgs. Observations during drilling indicate increased water production at approximately the same depth and HPFM data indicates water flow out of the borehole in this interval. The ATV log indicates intersecting low-angle bedding plane and high angle vertical fractures at approximately 246-249 feet bgs.

Stereonet plots of identified fractures and bedding plane partings in the borehole indicate that the mean strike and dip of these features is approximately N50E/18NW, which is relatively consistent with the regional bedding strike and dip of the Passaic Formation bedrock in the Site area, as depicted on the New Jersey Geological Survey bedrock geologic map for the Chatham Quadrangle (Monteverde and Volkert, 2005).

Groundwater grab sample analytical results indicate that TCE concentrations exceeded the NJDEP GWQS in all of the packer test intervals, ranging from 3 µg/L in the shallowest test interval (172-182 feet bgs) to 68 µg/L in the 242-252 feet bgs interval.

3.1.3.2 MW-2D

Based on the geophysical logs, the soil log, and observations during drilling, four intervals were selected for packer testing in MW-2D (Table 3-2). The sustained groundwater flow rate was generally low, with the highest rate observed in the shallowest test interval (1 gpm at 88-98 feet

bgs). Groundwater flow in the remaining test intervals (138.5-148.5 feet, 174-189 feet, and 189-198 feet bgs) ranged from 0.57 to 0.76 gpm, indicating limited yield at depth. None of the intervals went dry during packer testing. The heat pulse flow meter data generally indicated a downward vertical flow gradient in the borehole, with a slight upward flow measured near the bottom of the 200-foot borehole.

The pressure data indicated that the packers generally achieved a good seal against the borehole wall when inflated, and real-time monitoring of the transducer data during pumping indicated that the packers were well seated. During pumping of the 138.5-148.5 feet bgs interval, a minor but steady reduction in pressure was observed below the bottom packer. This suggests that some water was drawn from below the pumping interval. As noted above, real-time monitoring of the transducer data during pumping indicated that the packers were well seated; therefore, the change in hydraulic head suggests that fractures and partings in the bedrock may be interconnected to some extent above and below the bottom packer.

Geophysical logging, packer test data, and observations during drilling indicate that hydraulically conductive fractures or fracture zones were identified in the MW-2D borehole at approximately 70-72 feet bgs, 89-90 feet bgs, 106-108 feet bgs, and 182-185 feet bgs. As noted above, monitoring wells MW-2I and MW-2D were installed to monitor approximately the bedding units as destroyed monitoring wells MW-542B (intermediate well screened from 80-100 feet bgs) and MW-542A (deep well screened from 180-200 feet bgs), respectively. Although the zone at 70-72 feet bgs was not packer tested because it was too shallow, the caliper and ATV logs indicate intersecting low angle and high angle fractures at approximately 70-72 feet bgs, and observations during drilling indicate that water production increased at approximately the same depth. The HPFM data also indicates water flow into the borehole near this zone. Drilling observations indicated increased water production at another fracture zone at approximately 89-90 feet bgs and HPFM data indicates water flow out of the borehole near this fracture zone. The caliper and ATV logs indicate a low angle fracture zone at 106-108 feet bgs and HPFM data indicates water flow out of the borehole near this zone. Observations during drilling indicate easier drilling and possible fracturing from approximately 182-185 feet bgs with increased water production. The caliper log indicates that the borehole wall at approximately the same depth is rough, suggesting

weathering, and HPFM data indicates water flow into the borehole near this interval with a change to an upward flow gradient.

Stereonet plots of identified fractures and bedding plane partings in the borehole indicate that the mean strike and dip of these features is approximately N73E/8NW. The strike is somewhat inconsistent with both the regional bedding strike and dip and the strike and dip reported for MW-1I and recovery well RW-1. This may be due to the overall low number of fractures identified during the geophysical logging of MW-2D, coupled with the low ratio of bedding plane partings to higher angle fractures identified during logging.

Groundwater grab sample analytical results indicate that TCE was not detected in any of the groundwater samples collected from the packer test intervals in MW-2D.

3.1.3.3 MW-3D

Based on the geophysical logs, the soil log, and observations during drilling, four intervals were selected for packer testing in MW-3D (Table 3-2). Given that this borehole was installed to monitor approximately the same bedding units as MW-546D in the down-dip direction, the packer test intervals were selected from the bottom half of the borehole. During the geophysical logging of MW-3D, a high degree of turbidity was observed in the groundwater and the borehole wall remained silty due to insufficient development of the borehole prior to logging. The silt on the borehole wall reduced the effectiveness of the HPFM tool, resulting in no vertical flow being detected in the borehole.

Despite the limited development, relatively high groundwater flow rates were measured during pumping of the packer test intervals. The highest sustained groundwater flow rate was observed in the shallowest test interval (6.4 gpm at 288-313 feet bgs). The groundwater flow rates in test intervals 330-335 feet bgs and 477-502 feet bgs were also relatively high (3.45 gpm and 4.8 gpm, respectively), but the flow rate in test interval 394-419 feet bgs was relatively low (0.85 gpm). The 394-419 feet bgs interval initially pumped dry at 0.85 gpm; however, following a short recovery period followed by pumping at a lower rate of 0.5 gpm, the interval began to develop and produce more water and the flow rate was increased to 0.85 gpm for the duration of the test.

The pressure data indicated that the packers generally achieved a good seal against the borehole wall when inflated, and real-time monitoring of the transducer data during pumping indicated that the packers were well seated. During packer testing of the 477-502 feet bgs interval, a minor reduction in pressure was observed below the isolated interval during pumping, indicating that hydraulic head below the bottom packer was influenced by pumping of the test interval. Monitoring of the transducer data during pumping, however, indicated that the packers were well seated. This suggests that fractures and partings in the test interval may be in hydraulic communication to some extent with fractures below the test interval. This is supported by the observation that the pressure within the test interval and below the test interval equilibrated to nearly the same levels during the period following packer inflation but prior to pumping, indicating that the fractures within and below the test interval are part of the same aquifer system. In addition, while pumping at 4.8 gpm, the data from the pumping interval indicates small-scale but short duration pressure increases that suggest momentary recovery of groundwater. These events correspond in time with similar small-scale but short duration pressure decreases below the isolated interval, indicating that hydraulic communication is occurring.

Geophysical logging, packer test data, and observations during drilling indicate that hydraulically conductive fractures or fracture zones were identified in the MW-3D borehole at approximately 292-295 feet bgs, 331-342 feet bgs, and 484-485 feet bgs. The caliper and ATV logs indicate a fracture zone at approximately 292-295 feet bgs, and observations during drilling indicate a change in drilling at approximately the same depth. The caliper and ATV logs also indicate a widened borehole wall from approximately 331 to 342, suggesting a weathered zone, and low angle fractures at approximately 484-485.

Stereonet plots of identified fractures and bedding plane partings in the borehole indicate that the mean strike and dip of these features is approximately N58E/8NW, which is relatively consistent with both the regional bedding strike and dip and the strike and dip reported for MW-1I and recovery well RW-1.

Groundwater grab sample analytical results indicate that TCE concentrations exceeded the NJDEP GWQS in packer test intervals 288-313 feet bgs (1.5 µg/L) and 330-355 feet bgs (2.7 µg/L). The

TCE concentration reported for packer test interval 394-419 feet bgs (0.24 J µg/L) did not exceed the NJDEP GWQS, and TCE was not detected in packer test interval 477-502 feet bgs.

3.1.4 Investigation-Derived Waste

Investigation-derived wastes generated during monitoring well installation, well development, and packer testing activities were managed, characterized, and disposed of off-Site in accordance with procedures detailed in the approved Waste Management Plan (Appendix C of the September 2012 Work Plan [Tetra Tech, 2012a]). The IDW generated during monitoring well installation and packer testing activities included both liquid wastes (primarily water generated during drilling and well development, purged groundwater, and decontamination water) and solid wastes (primarily soil cuttings and, personal protective equipment [e.g., nitrile gloves]).

IDW liquids generated during drilling, development, and packer testing activities conducted at wells MW-1I, MW-1S, MW-2D, and MW-2I were contained in 10,000-gallon frac tanks that were staged near the well locations during drilling and packer testing activities. Due to the physical constraints of the Upper Drive cul-de-sac, water generated during the drilling, development, and packer testing of MW-3D was contained in two 4,000-gallon vertical tanks staged near the well. Water generated during drilling and well development, and purge water generated during packer testing and groundwater grab sampling was discharged directly into the tanks. A total of approximately 29,511 gallons of IDW water were generated during the monitoring well installation and packer testing program. A water sample was collected from one of the IDW tanks and submitted to Alpha Analytical Laboratories, Inc. located in Westborough, MA (NJ Laboratory Certification No. MA935) for waste characterization analysis. Analytical results indicated that the IDW water was non-hazardous. The IDW water was pumped into tanker trucks and transported as non-hazardous waste to an approved Lockheed Martin waste facility for proper disposal. Initially, the IDW water was transported to the EQ-York facility (Envirite) located in York, PA. Following notification of procedural changes at the EQ-York facility, IDW water transported from the Site after October 3, 2013 was transported to the NewStream facility located in Attleboro, MA. The non-hazardous waste manifests are provided in Appendix E.

IDW solids were contained in roll-off containers that were staged near the well locations during drilling activities. Due to the physical constraints of the Upper Drive cul-de-sac, soil generated during the drilling and installation of MW-3D was contained in 55-gallon drums and staged near the well. Soil samples were collected from one of the IDW roll-off containers and submitted to Alpha Analytical Laboratories, Inc. for waste characterization analysis. Analytical results indicated that the IDW soil was non-hazardous. Approximately 20.3 tons of soil contained in three roll-offs and 28 drums of soil were transported as non-hazardous waste to an approved Lockheed Martin waste facility (EQ-York) for proper disposal. In addition, silt and water generated during the cleanout of the frac tanks and vertical tanks (approximately 4,173 gallons) was also transported to EQ-York for proper disposal. Copies of the non-hazardous waste manifests and weight tickets are included in Appendix E of this report.

3.2 MONITORING WELL REPAIRS

All of the monitoring wells in the Site monitoring well network were visually inspected and their physical condition was recorded during the September 2013 synoptic water level round. The results of this inspection indicated that many of the monitoring well surface completions were in poor condition (e.g., cracked or missing concrete pads, inner well casings exposed above grade, missing caps and flush mount lid bolts). Based on these observations, monitoring well repairs were conducted to secure the wells and prevent surface water infiltration and potential vandalism.

Monitoring well repairs were conducted in from November 14 to November 20, 2013. The well repairs were conducted by a New Jersey-licensed well driller employed with Advanced Drilling, Inc., located in Pittstown, New Jersey. A Tetra Tech geologist supervised the well repair activities. During the well repairs, fifteen surface completions were replaced (i.e., new flush mount protective casings and concrete pads were installed) and twenty-four wells received minor repairs (e.g., tap and threading of flush mount bolts, replacement of missing gaskets and inner caps). Replacement locks (keyed-alike) were also installed on the monitoring wells. Details regarding the monitoring well repairs performed for the wells at the Site are provided in Table 3-5.

During the well repair activities, monitoring well MW-503S was investigated to assess the nature of an obstruction noted in the well during previous sampling events. Well gauging measurements

recorded during previous semi-annual sampling events indicated that the inner casing of the well was obstructed at approximately 12 feet below ground surface. A down-hole video camera was advanced down the well casing to identify the obstruction. The nature of the obstruction was not determined due to limited visibility; however, it may have been silt, because the obstruction was cleared by advancing the camera down the well and silt was observed on the camera upon removal from the well.

Following the completion of the well repair activities, the entire monitoring well network was surveyed to obtain updated horizontal coordinates and vertical elevations for the wells. The wells will be surveyed by a New Jersey licensed professional land surveyor employed with Carroll Engineering located in Hillsborough, New Jersey. The well survey was conducted in a manner consistent with NJDEP requirements. Horizontal well coordinates were surveyed to the nearest 0.1 foot and reported in latitude/longitude and New Jersey State Planar Coordinates referenced to the North American Datum of 1983 (NAD83). Vertical coordinates were surveyed to the nearest 0.01 foot and referenced to the North American Vertical Datum of 1988 (NAVD 88). The survey included a vertical elevation for the top of the inner well casing and the ground surface at the well to the nearest 0.01 foot. A Tetra Tech geologist supervised the well surveying activities. The measuring point elevations (i.e., top of inner casing) for the existing monitoring wells in Table 3-1 have been updated with the new survey data. The NJDEP Monitoring Well Certifications (Form-B) for the surveyed wells are provided in Appendix B.

4.0 Groundwater Modeling

In 2014, Tetra Tech performed three-dimensional groundwater flow and solute transport modeling of groundwater flow and dissolved contaminant transport in the bedrock aquifer at the Site. The model was applied to simulate both groundwater flow and dissolved TCE plume transport at the Site. The objectives of this modeling effort were to: (1) improve understanding of the fate and transport of dissolved TCE in Site groundwater; (2) estimate the lateral delineation of the dissolved TCE plume; (3) examine the simulated future TCE plume extent and the ability of the monitoring network to monitor plume reduction over time; and, (4) estimate the cleanup timeframe of TCE concentrations in groundwater as part of a monitored natural attenuation (MNA) remedy at the Site.

To accomplish these goals, Tetra Tech constructed a numerical groundwater flow model and calibrated the model to observed water level measurements during both non-pumping and pumping conditions. Following flow model calibration, a solute-transport model was implemented to provide fate and transport simulations of TCE concentrations over time in the study area. Details regarding the groundwater flow and solute transport modeling effort were provided in the Final Groundwater Flow and Solute Transport Modeling Report dated January 15, 2015 (Appendix F) and are summarized below.

The groundwater flow model was developed using MODFLOW 2000, a well-documented, widely used and accepted code developed by the U.S. Geological Survey (McDonald and Harbaugh, 1988; Harbaugh et al., 2000).

Tetra Tech specified the boundaries of the model grid to coincide with natural hydrogeologic boundaries, if possible, and at sufficient distance from the Site to minimize the influence of the model boundaries on the simulation results. The site-specific model used 10 layers to represent the groundwater system beneath the Site. The top and bottom elevations of each model layer were defined based both on regional trends of the geologic units and site-specific boring logs. The model boundary conditions were defined in accordance with guidelines in American Society of

Testing and Materials Standard D5609-94 and were chosen to represent hydrogeologic features in the model domain. The primary source of water into/from the model was from precipitation-derived recharge and evapotranspiration. The principal surface water drainages (including Crab Brook, Green Brook, Stony Brook, and Robinson Branch) were simulated using river-boundary-conditions cells. The base of the model was designated as a no-flow boundary to represent the lower permeability of the more competent bedrock in this zone.

The hydraulic properties specified in the model included horizontal and vertical hydraulic conductivity, and storage coefficients (including specific yield for simulation of water table [unconfined] conditions and specific storativity for simulating confined situations). Site-specific information used to characterize the hydraulic properties included geologic logs, packer testing data, and the results of the RW-1 48-hour pumping test. The 48-hour pumping test results provided the basis for estimating local values of horizontal and vertical hydraulic conductivities and storage coefficients. The initial values in the model were modified as appropriate during model calibration to match the hydraulic responses in the bedrock aquifer.

A steady-state groundwater flow model calibration was performed to match measured water level data in March 2014 using the groundwater flow model MODFLOW. The model was calibrated to 50 target wells in the shallow, intermediate, and deep zones of the bedrock aquifer. The model was also calibrated to observed drawdown data from the 48-hour constant rate (120 gpm) pumping test at the Site. The agreement of the flow model with both observed water levels, hydraulic head gradients, and the observed distribution of dissolved TCE tracer in groundwater at the Site provided additional evidence of a high quality flow model calibration.

Predictive simulations were performed using the calibrated steady-state groundwater flow field. To examine the future performance of MNA at the Site, a forward-in-time simulation was performed. Using measured TCE concentrations (March 2014) in monitoring wells to represent the initial TCE concentration distribution in the intermediate zone of the bedrock aquifer (the zone with the highest TCE concentrations), future TCE concentrations were then simulated over time to examine the future plume extent, concentration levels, and the time to reach cleanup standards. Model simulations indicated that the TCE plume will continue to dissipate, with local concentrations continuing to decrease over time at the Site as a result of natural attenuation.

Based on the simulated spatial extent of TCE in groundwater over time, the results of the transport model simulation also indicated that the existing monitoring network can monitor future TCE concentrations as the TCE plume mass and extent decrease over time. Results of the model simulation indicate an estimated cleanup time of approximately 30 years for the MNA remedy at the Site.

One of the modeling objectives was to estimate the lateral delineation of the dissolved TCE plume, primarily near MW-1I, to assess the completeness of delineation and the protectiveness of the CEA boundary in this area. As noted in Section 3 of this report, monitoring well MW-1I was one of several wells installed to further delineate the existing groundwater contaminant plume and further define the groundwater CEA for the Site. As discussed in Section 6 below, groundwater analytical results from the March and September 2014 sampling events indicate elevated TCE concentrations in monitoring well MW-1I (120 µg/L and 82 µg/L, respectively). This well is located hydraulically side-gradient and northwest of well MW-549I and is structurally down-dip of the former source area. The model results indicate that the farthest lateral extent of the 1 µg/L TCE isoconcentration line is approximately 375 feet northwest of MW-1I, which is within the current CEA boundary; therefore, TCE concentrations in groundwater are delineated to the northwest and the current CEA boundary in this area remains appropriate for the Site. Based on the model simulations, it is anticipated that the elevated TCE concentrations near MW-1I will continue to dissipate over time as a result of natural attenuation.

5.0 Technical Overview

The 2013 RAPR (dated July 2014) included data collected during two semi-annual sampling events conducted in March 2013 and September 2013 (Tetra Tech, 2014b). This RI/RAPR includes data collected during two subsequent semi-annual sampling events conducted in March and September 2014. The sampling schedule was established in the approved RAP and is provided in Table 5-1.

This RI/RAPR also includes groundwater analytical data generated during packer testing activities and two initial rounds of sampling of the five additional monitoring wells following installation and development (December 2013 and January 2014).

The semi-annual sampling program, the quality of the analytical data, and an overall assessment of the March and September 2014 sampling results, , the packer testing results, and the December 2013 and January 2014 sampling results, are briefly described in this section. A more detailed description of the field methods used during sampling and the specific findings are provided in Section 6 of this report. This includes the groundwater results from the initial sampling of the five additional monitoring wells, the groundwater and surface water results from both semi-annual sampling events, and the status of the GWES.

5.1 GROUNDWATER AND SURFACE WATER REMEDIATION OBJECTIVES

The objectives of the activities conducted at this Site are to identify a closure strategy that is protective of human health and the environment, and to obtain a Response Action Outcome determination from the LSRP for groundwater and surface water.

5.2 SEMI-ANNUAL MONITORING PROGRAM

The purpose of the semi-annual monitoring program is to provide data to:

- Characterize the VOC concentration distribution in groundwater to demonstrate that the established CEA boundaries and duration continue to be protective.

- Demonstrate that the shallow groundwater plume is decreasing and there are no potential VI receptors.
- Provide groundwater and surface water monitoring data as the basis for demonstrating that the plume will not impact any receptors and that VOC concentrations continue to attenuate to support a reduced monitoring frequency.

During the March and September 2014 sampling events, synoptic groundwater level measurements were collected from all Site monitoring wells and piezometers prior to the start of sampling.

As noted above, groundwater and surface water samples were collected semi-annually in March and September 2014. Based on the monitoring schedule in the approved RAP, groundwater samples were collected from 45 monitoring wells (including the five additional monitoring wells) during both events. The sampled monitoring wells are listed in Table 5-1 and identified on Figure 3-1. Surface water samples were collected from four locations along Crab Brook during both semi-annual events (Table 5-1 and Figure 3-1). The groundwater samples were collected using PDBs. The surface water samples were collected as grab samples using laboratory-supplied containers in accordance with the NJDEP FSPM.

Groundwater and surface water samples collected during the March and September 2014 semi-annual sampling events were submitted to Alpha Analytical Laboratories, Inc. for laboratory analysis of TCL VOC+15 using USEPA SW-846 Method 8260.

5.3 DATA QUALITY ASSESSMENT

5.3.1 Groundwater Data – Semi-Annual Sampling

A review of the laboratory analytical data reports indicates that the semi-annual groundwater data quality is acceptable and that all of the data are useable.

Proper preservation of the groundwater samples was verified by the laboratory. All holding times were met and surrogate recoveries met criteria. Analytical results for groundwater samples collected from wells MW-549I, MW-550S, MW-506S, MSW-508D, and PZ-522I during the March and September 2014 sampling events and the corresponding field duplicate samples (DUP-01, DUP-02, DUP-03, DUP-04, and DUP-05, respectively, during both events) generally met the

acceptance criteria specified in the Quality Assurance Project Plan (i.e., the Relative Percent Difference [RPD] between the reported results was less than 30%).

Consistent with the NJDEP FSPM, a modified PDB trip/equipment blank was collected during deployment of the PDBs in the monitoring wells during the March and September 2014 sampling events. The modified trip/equipment blank was obtained by ordering an extra PDB sampler that was shipped to the Site and handled in the same manner as the other PDBs deployed during the sampling event. No compounds were detected in the modified trip blank collected during the March 2014 sampling event. Analysis of the September 2014 modified trip blank indicated low concentrations of toluene (0.43 micrograms per liter [µg/L]) and acetone (8.2 µg/L). Toluene was not detected in the September 2014 groundwater samples. Low Acetone concentrations were reported in nearly all of the September 2014 groundwater samples (concentrations ranging from 5.1-28 µg/L), but all reported concentrations were below the NJDEP GWQS for acetone (6000 µg/L). In addition, the laboratory control sample duplicate recovery was high for acetone in the analytical batch containing samples from wells MW-2I, MW-3D, MWS-501S/I, MW-502S/I, MW-503S/I, and MW-505S/I, indicating a potential bias high for the acetone results in these samples.

5.3.2 Surface Water Data – Semi-Annual Sampling

A review of the laboratory analytical data reports indicates that the surface water data quality is acceptable and that all of the data are useable.

Proper preservation of the surface water samples was verified by the laboratory. All holding times were met and surrogate recoveries met criteria. Analytical results for the surface water sample collected from sampling location SW-4 during the March 2014 sampling event and the corresponding field duplicate sample DUP-06 met the acceptance criteria specified in the Quality Assurance Project Plan, with the exception of acetone. The RPD between reported acetone results in sample SW-4 and DUP-06 exceeded the 30% acceptance criteria (42.4%), but the acetone concentrations in both samples were low (1.3J µg/L and 2.0J µg/L). Acetone is a common laboratory contaminant.

Estimated concentrations of PCE were reported in the field blank (0.42J µg/L) and in the trip blank (0.21J µg/L) during the March 2014 sampling event, but no PCE was reported in the associated surface water samples. Acetone was reported at a concentration of 2.4 µg/L in the field blank and 1.9 µg/L in the trip blank during the September 2014 sampling event. Low estimated concentrations of acetone were reported in sample SW-4 and the associated DUP-6 (3.9J and 3.8J µg/L, respectively), but the reported concentration of acetone in sample SW-3 was 19 µg/L.

5.3.3 Groundwater Data – Packer Testing Groundwater Grab Sampling

The groundwater samples collected during packer testing were submitted for laboratory analysis of TCL VOC+15 using USEPA SW-846 Method 8260. Groundwater grab samples collected from the packer test intervals in the MW-1I and MW-3D boreholes were submitted to Alpha Analytical Laboratories, Inc., and samples collected from packer test intervals in the MW-2D borehole were submitted to Integrated Analytical Laboratories, LLC located in Randolph, NJ (NJ Laboratory Certification No. 14751).

A review of the laboratory analytical data reports indicates that data quality is acceptable and that all of the data are useable. The analytical methods used and the parameters analyzed and reported were consistent with the Work Plan specifications. Proper preservation of the groundwater samples was verified by the laboratory. All holding times were met and surrogate recoveries met criteria. Analytical results for groundwater samples collected from packer test intervals 258-268 feet bgs in MW-1I, 174-189 feet bgs in MW-2D, and 288-313 feet bgs in MW-3D and their corresponding field duplicate samples met the acceptance criteria specified in the Quality Assurance Project Plan.

Low estimated concentrations of acetone were reported in the field blank (2.2 J µg/L) and trip blank (2.7 J µg/L) associated with the samples collected during packer testing of MW-1I, and in the trip blank (1.2 J µg/L) associated with the samples collected during packer testing of MW-3D. As noted above, acetone is a common lab contaminant.

5.3.4 Groundwater Data – Initial Sampling of Additional Wells

Groundwater and surface water samples collected in December 2013 and January 2014 from the five additional monitoring wells were submitted to TestAmerica Laboratories, Inc. located in Edison, NJ (NJ Laboratory Certification No. 12028) for laboratory analysis of TCL VOC+15 using USEPA SW-846 Method 8260. A review of the laboratory analytical data reports indicates that the groundwater data quality is acceptable and that all of the data are useable.

Proper preservation of the groundwater samples was verified by the laboratory. All holding times were met and surrogate recoveries generally met criteria. Analytical results for groundwater samples collected from well MW-1I-B during the December 2013 and January 2014 sampling events and the corresponding field duplicate samples (DUP-01-123113 and DUP-02-011414, respectively) generally met the acceptance criteria specified in the Quality Assurance Project Plan. Given the close consecutive scheduling of the two sampling events, a modified trip blank was collected during the December 2013 sampling event, but not during the January 2014 sampling event. No VOCs were detected in the modified trip blank.

The surrogate recovery for sample MW-1S-B during the December 2013 sampling event was high, indicating that the VOC results may be biased high; however, the VOC results for the sample collected from MW-1S-B in January 2014 are comparable and of similar magnitude to the December 2013 results.

5.3.5 Other Potential Factors Influencing the Data

No other significant events or seasonal variations are known to have affected the sampling procedures or the groundwater and surface water results presented in this report.

5.3.6 Overall Assessment of the Sampling Results

5.3.6.1 Groundwater Results

Analytical results for the groundwater samples collected during the March and September 2014 sampling events indicate that TCE concentrations are either overall the same or slightly lower than the results reported in the 2013 RAPR, but the TCE distribution is similar. TCE concentrations exceeding the NJDEP GWQS in the shallow zone monitoring wells were relatively low (generally

ranging from non-detect to 1.9 µg/L) and were mainly limited to the former LEC Site facility area and immediately downgradient. The reported TCE concentration in MW-547S in September 2014 (6.2 µg/L) is considered to be anomalous and unrelated to the Site, based on concentration gradients in Site monitoring wells that are not consistent with a source related to the former LEC Site and the detection of compounds in MW-547S that are unrelated to the Site. Tetra Tech notified NJDEP (via the NJDEP Hotline, Incident No. 15-01-12-1759-36) regarding the elevated TCE concentrations in well MW-547S on January 12, 2015. On January 13 and January 23, 2015, Tetra Tech provided the NJDEP receptor survey team with additional information about the location of MW-547S to facilitate their search for the potential source(s) of the unknown discharge. On January 26, 2015, Tetra Tech sent an email to NJDEP providing detailed justification for considering the elevated TCE concentrations in MW-547S as anomalous and unrelated to the former LEC Site. The lines of evidence included those noted above (i.e., concentration gradients in monitoring wells located upgradient of MW-547S that are not consistent with a TCE source related to the former LEC Site and the presence of other VOCs in MW-547S that are unrelated to the former LEC Site), as well as the lack of TCE detections in Crab Brook, which receives shallow groundwater flow and is located immediately upgradient of shallow monitoring well MW-547S.

A review of trend graphs and the associated historic TCE concentrations indicates decreasing or stable TCE concentrations in the selected wells.

The analytical results for samples collected from well clusters MW-501 and MW-503 delineate the limit of the TCE plume to the southeast in the shallow and intermediate zones. Similarly, the analytical results for samples collected from shallow wells MW-546S and PZ-521S delineate the downgradient extent of the shallow TCE plume to the southwest. The analytical results for samples collected from intermediate wells MW-546I and PZ-521I delineate the lateral extent (northwest and southeast, respectively) of the downgradient TCE plume and emphasize the narrow spread of the plume in the intermediate zone downgradient of the Site. Further downgradient, the analytical results for well cluster MW-2 delineate the limit of the TCE plume in the intermediate and deep zones to the southeast, and the results for well MW-3D delineate the limit of the TCE plume to the northwest.

The analytical results for samples collected from monitoring wells MW-1S and MW-1I in 2014 indicate that TCE concentrations exceeded the NJDEP GWQS (1 µg/L); however, the groundwater flow and transport modeling results indicate that the farthest lateral extent of the 1 µg/L TCE isoconcentration line is approximately 375 feet northwest of MW-1I, which is within the current CEA boundary; therefore, TCE concentrations in groundwater are delineated to the northwest near well MW-1I and the current CEA boundary in this area remains appropriate for the Site. Based on the model simulations, it is anticipated that the elevated TCE concentrations near MW-1I will continue to dissipate over time as a result of natural attenuation.

Elevated TCE concentrations reported in wells PZ-524I (3.2 µg/L in March 2014 and 2.6 µg/L in September 2014) and in PZ-524D (2.9 µg/L in March 2014 and 2.7 µg/L in September 2014) were higher than anticipated near the downgradient edge of the groundwater plume. Lower TCE concentrations were reported in the nearest wells located hydraulically upgradient well to the PZ-524 well cluster (PZ-522I and PZ-522D) during the March and September 2014 sampling events. More importantly, elevated PCE concentrations were reported in both PZ-524I (99 µg/L and 110 µg/L in March and September 2014, respectively) and PZ-524D (52 µg/L and 65 µg/L in March and September 2014, respectively). Reported PCE concentrations in the nearest upgradient wells PZ-522I and PZ-522D were either non-detect or below 1 µg/L.

As noted in Section 2 of this report, a former dry cleaner is located at 221 Grove Street, which is situated hydraulically upgradient of well cluster PZ-524. Given the historical use of the 221 Grove Street property for dry cleaning, the reported detections of PCE (which is not a groundwater contaminant of concern at the Site) at concentrations one to two orders of magnitude higher than the PCE concentrations detected in the other Site monitoring wells, and concentration gradients in monitoring wells at the former LEC Site that are not consistent with a source related to the former LEC Site, the former dry cleaner at 221 Grove Street may be the source of the PCE detections in the PZ-524 wells. It is arguable that the elevated TCE concentrations reported in wells PZ-524I and PZ-524D are likely the result of natural attenuation of dissolved PCE in groundwater. Based on the above information, the established downgradient CEA boundary is considered to be appropriate for the Site and no changes to the CEA are required.

The monitoring wells were visually inspected and their physical condition was recorded during the September 2013 synoptic water level round. The results of this inspection indicated that many of the monitoring well surface completions were in poor condition (e.g., cracked or missing concrete pads, inner well casings exposed above grade, missing caps and flush mount lid bolts). Monitoring well repairs and a re-survey of the monitoring well network were completed in November 2013.

5.3.6.2 Surface Water Results

Analytical results for the samples collected in March 2014 indicate the benzene concentration in sample SW-4 (0.41 J µg/L in the field duplicate sample) exceeded the NJDEP FW2-NT Surface Water Quality Standards (SWQS) (N.J.A.C. 7:9B) of 0.15 µg/L. Benzene is not a compound of concern at the Site. The benzene source at SW-4 may be surface runoff from Route 22. Low estimated concentrations of acetone were also reported in all of the surface water samples collected in March 2014, ranging from 1.3 J µg/L in SW-4, to 2.1 J µg/L in SW-2.

Analytical results for the samples collected in September 2014 indicate that no VOC concentrations exceeded their applicable SWQS. Concentrations of acetone (19 µg/L), chloroform (3.5 µg/L) and toluene (0.18 J µg/L) were reported in sample SW-3. A low estimated concentration of acetone was also reported in sample SW-4 (3.9 J µg/L). Acetone and chloroform are both common laboratory contaminants. Benzene concentrations did not exceed reporting limits in any of the surface water samples collected in September 2014.

6.0 Remedial Action Progress Report

Previous groundwater and surface water investigations have delineated a groundwater plume comprised primarily of TCE in the local bedrock and overburden aquifer system. TCE has been reported at concentrations exceeding the NJDEP GWQS of 1 µg/L in groundwater beneath the Site, extending to the southwest approximately 7,000 feet. The Site GWES was activated on July 17, 2003 to remediate the TCE plume and intercept groundwater prior to its entry into Crab Brook. This system was turned off on May 28, 2011. During operation, groundwater was pumped from extraction well RW-1, located on North Drive in North Plainfield, at an approximate rate of 120 gpm. Effluent sampling and monthly performance sampling were also conducted in accordance with the NJPDES permit to monitor the effectiveness of the recovery system. Groundwater and surface water sampling is currently conducted on a semi-annual basis to monitor potential changes in the extent and concentration of TCE in groundwater. Remedial activities and evaluations completed in association with the groundwater monitoring and surface water monitoring activities conducted from March 2014 through September 2014 are described in the sections below.

6.1 GROUNDWATER MONITORING AND SAMPLING ACTIVITIES

Groundwater monitoring and sampling events were conducted on March 20, 2014 and September 11, 2014 in accordance with the sampling schedule presented in Table 5-1. The groundwater sampling locations are shown on Figure 3-1.

As noted above, initial groundwater samples were also collected from the five additional monitoring wells in December 2013 and January 2014. The wells were vertically profiled to assess the potential for contaminant stratification and to determine the appropriate depth for future PDB deployment.

As presented in the 2013 RAPR, groundwater beneath the Site has been conceptually divided into three vertical zones to facilitate hydrogeologic analysis:

- shallow zone – overburden and shallow bedrock groundwater from the groundwater table to approximately 50 feet above msl;
- intermediate zone – bedrock groundwater from approximately 50 feet above msl to approximately 50 feet below msl; and,
- deep zone – bedrock groundwater below 50 feet below msl.

Historically, monitoring well clusters (couplets or triplets) have been installed to monitor groundwater quality in these three vertical zones, with a naming convention that was intended to convey information about the depth of the individual wells within the well cluster. At monitoring well couplets, the deeper monitoring well was designated with an "A" at the end of its name, and the shallower monitoring well was designated with a "B". Similarly, at monitoring well triplets, the deepest monitoring well was designated with an "A", the intermediate-depth monitoring well was designated with a "B", and the shallowest monitoring well was designated with a "C". This naming convention, however, has become cumbersome in practice, in that "A" designated wells may be present in either the deep vertical zone or the intermediate vertical zone, and "B" designated wells may be present in either the shallow or the intermediate vertical zone, depending on whether the monitoring well cluster represented is a well couplet or a well triplet. Therefore, to minimize confusion, this report has presented all monitoring wells in the shallow zone as defined above with an "S" designation, all monitoring wells in the intermediate depth zone with an "I" designation, and all monitoring wells in the deep zone with a "D" designation (replacing the previous "A", "B", and "C" designations). A summary of current monitoring well designations and well construction information is provided in Table 3-1 (historic well designations were retained in Table 3-1 for those monitoring wells that are listed as missing or destroyed). The groundwater sampling methods are summarized below, followed by a discussion of the groundwater analytical results and investigative findings.

6.1.1 Groundwater Sampling Methods

As noted above, groundwater samples were collected from 45 monitoring wells during the March and September 2014 sampling events. Groundwater samples were also collected from the five additional monitoring wells in December 2013 and January 2014. The samples were collected

using PDBs that were pre-filled with laboratory-certified analyte-free water prior to shipment to the Site. The PDB field data sheets are provided in Appendix G.

During deployment in the wells, the PDBs were attached to dedicated weighted tether lines in the wells to keep them positioned in the screened interval. Following a two-week equilibration period, the PDBs were retrieved from the wells using the deployment lines, and the samples were transferred to the appropriate laboratory-supplied bottles. As previously noted, groundwater samples were submitted for laboratory analysis of VOCs via USEPA SW-846 Method 8260.

During the March and September 2014 semi-annual sampling events, a synoptic round of groundwater level measurements was collected from the Site monitoring wells and piezometers on the same day as sample collection. Groundwater levels in recovery well RW-1 were not measured during the synoptic rounds, because the open borehole in RW-1 is approximately 130 feet long and the potentiometric surface in this well is influenced by multiple fracture zones in both the shallow and intermediate bedrock zones. The wells were also visually inspected and their physical condition was recorded during the synoptic rounds.

6.1.2 Vertical Profiling of the Additional Monitoring Wells

The depths of the PDB samplers deployed in the wells existing prior to 2013 were determined based on the results of vertical profiling of the wells in March 2003, as detailed in the 2004 RAR (TRC, 2004b). Due to inconclusive results, wells MW-544D and PZ-522S were vertically profiled again in September 2003, as detailed in the 2005 RAPR (TRC, 2005). The five additional wells installed in 2013 were vertically profiled during the December 2013 sampling event. During this event, PDBs were deployed at the midpoint of every five feet of saturated screen to evaluate the potential for contaminant stratification, in accordance with NJDEP FSPM. The 10-foot screen intervals in wells MW-1S/I and MW-2I/D were profiled using two PDBs, and the 15-foot screen interval in well MW-3D was profiled using three PDBs. Samples collected from the shallowest PDB in each well were designated by the letter "A" (i.e., MW-1S-A), and samples collected from the next deeper PDB in each well was designated by the letter "B". The sample collected from the deepest PDB in well MW-3D was identified as MW-3D-C.

Analytical results for the groundwater samples collected from the five additional monitoring wells in December 2013 and January 2014 are provided in Table 6-1 and 6-2, respectively. Analyte concentrations that exceed NJDEP GWQS are highlighted in the tables. The results from the vertical profiling samples collected in December 2013 indicate that reported TCE concentrations exceeded the NJDEP GWQS of 1 µg/L in MW-1S (2.8 µg/L in sample MW-1S-B) and MW-1I (130 µg/L in sample MW-1I-A and 140 µg/L in sample MW-1I-B). Low estimated concentrations of TCE were reported in the samples collected from MW-2D, and TCE was not detected in the samples collected from MW-2I. Similarly, the TCE concentration in the shallowest sample collected from MW-3D (0.41 J µg/L in sample MW-3D-A) did not exceed the NJDEP GWQS, and TCE was not detected in the remaining two vertical profile samples collected from MW-3D.

Based on the vertical profiling results, the depth interval that exhibited the highest TCE concentration during the December 2013 sampling event was selected as the appropriate depth interval for future PDB sampling of the five additional monitoring wells. In monitoring wells MW-1S, MW-1I, MW-2I, and MW-2D, the lower portion of the 10-foot screen intervals (the "B" depth) was selected, and in monitoring well MW-3D, the shallowest portion of the 15-foot screen interval (the "A" depth) was selected. Groundwater samples collected during the January 2014 sampling event were collected from PDB samplers placed at these intervals.

The groundwater analytical results for the groundwater samples collected from the five additional monitoring wells in January 2014 were similar to the December 2013 results. Reported TCE concentrations in wells MW-1S (2.5 µg/L) and MW-1I (100 µg/L) exceeded the NJDEP GWQS, but were slightly lower than the concentrations reported in the December 2013 sampling event. Reported TCE concentrations in the sample collected from MW-2D did not exceed the NJDEP GWQS, and TCE was not detected in the samples collected from MW-2I and MW-3D.

6.1.3 Groundwater Sampling Results

6.1.3.1 Groundwater Elevations

Synoptic groundwater level measurements were collected on March 20, 2014 and September 11, 2014 from the Site monitoring wells. The depth to groundwater measurements and the calculated water level elevations from both synoptic measurement events are provided in Table 6-3. The groundwater elevation data from both events were used to prepare groundwater elevation contour maps for the shallow, intermediate, and deep aquifer zones (Figures 6-1 through 6-6). The September 2014 groundwater elevation for MW-550I (41.93 feet msl) is anomalously high, presumably due to a problematic water level measurement, and was not considered during preparation of the intermediate groundwater elevation contours for September 2014.

In general, the groundwater elevation measurements presented in Table 6-3 and on Figures 6-1 through 6-6 are consistent with historic groundwater elevation data at the Site. As shown in Figures 6-1 and 6-4, the hydraulic gradient in the shallow zone is relatively flat, sloping to the south-southeast beneath the Site and gradually to the southwest downgradient of the Site. The hydraulic gradient in the intermediate zone is similar to the shallow zone, trending slightly more to the southwest (Figures 6-2 and 6-5). The hydraulic gradient in the deep zone appears to slope more to the southwest, particularly further downgradient of the Site (Figures 6-3 and 6-6). It should be noted that given the anisotropic nature of the bedrock aquifer (i.e., flow occurs primarily in fractures and partings parallel to the bedding strike direction), the preferential flow path will be approximately parallel to bedrock strike (northeast-southwest) and not necessarily in the direction of the maximum hydraulic gradient.

6.1.3.2 Summary of Groundwater Results – Semi-Annual Sampling

The analytical results for groundwater samples collected during the March and September 2014 sampling events are provided in Tables 6-4 and 6-5, respectively. Analyte concentrations that exceed NJDEP GWQS are highlighted in the tables. TCE isoconcentration maps for the shallow, intermediate and deep aquifer zones for the March and September 2014 semi-annual sampling events are provided in Figures 6-7 through 6-12. NJDEP reduced-deliverable analytical data

packages for the March and September 2014 sampling events and for the December 2013 and January 2014 samples from the five additional wells are provided in Appendix H of this report.

The location of a cross-section oriented approximately parallel to the bedrock strike direction and situated within the TCE plume is provided on Figure 6-13. The cross-section with TCE isoconcentration contours is provided on Figure 6-14. As shown in the cross-section, the highest TCE groundwater concentrations are observed in the intermediate zone (i.e., from 50 feet above msl to 50 feet below msl). The highest TCE concentrations in the deep zone groundwater along the plume center line were reported in wells MW-546D (3.6 µg/L) and PZ-524D (2.7 µg/L) located hydraulically downgradient of the Site. The presence of TCE concentrations in the deep zone downgradient of the Site is likely due to the downward vertical gradients observed across most of the Site. As shown on Figures 6-10 and 6-14, elevated TCE concentrations in the shallow zone were reported primarily in wells located immediately downgradient of the Site.

Several monitoring wells located side-gradient to the center line of the TCE plume (i.e. to the northwest and the southeast) were projected onto the cross-section to provide additional data regarding the plume configuration. Some of the side-gradient wells, however, were installed in areas of higher or lower elevations than the wells located along the center line of the plume. Therefore, in some instances the side-gradient wells projected onto the cross-section appear to be completed above or below ground surface, in particular well clusters MW-507 and MW-508, which are located along East Drive at a relatively higher elevation than the wells located closer to the plume center line.

The analytical results for the March and September 2014 sampling events indicate that the groundwater TCE concentrations are overall either the same or slightly lower than the results reported in the 2013 RAPR, and the TCE distribution is similar. The highest TCE concentrations during the March and September 2014 sampling events were reported in MW-549I located near the former source area (330 µg/L reported in the field duplicate sample March 2014) and in MW-1I located northwest and side-gradient to the former source area (120 µg/L reported in March 2014). Monitoring well MW-549I is screened from 190 to 210 feet bgs (-11 to -31 feet below msl) and monitoring well MW-1I is screened from 245 to 255 feet bgs (-52 to -62 feet below msl).

Well MW-1I was installed and screened to monitor approximately the same fractured bedding units as MW-549I in the down-dip direction. Lower concentrations were reported in samples collected from both wells during the September 2014 sampling event (49 µg/L TCE in MW-549I and 82 µg/L TCE in MW-1I). It is unclear why the September 2014 groundwater TCE concentration in MW-549I was substantially lower than the March 2014 result for this well. It is possible that the PDB sampler deployed in September 2014 was not situated at the appropriate sampling depth in MW-549I, resulting in an anomalously low TCE concentration. Vertical profiling conducted in 2003 indicated that contaminant stratification was present in well MW-549I, and an appropriate sampling depth was selected for future PDB sampling of this well. The sampling depth for MW-549I will be confirmed prior to deployment of PDBs during the next sampling event in March 2015.

The next highest TCE concentrations were reported in samples collected in well MW-547S (6.2 µg/L in September 2014), MW-546D (2.9 µg/L in March 2014 and 3.6 µg/L in September 2014), and PZ-524I (3.2 µg/L in March 2014 and 2.6 µg/L in September 2014).

Monitoring well clusters MW-547 and PZ-524 were added to the long-term monitoring program in 2014 as part of the approved RAP (Table 5-1) and were last sampled in 2008. The reported TCE concentration in MW-547S in September 2014 was 6.2 µg/L, but the concentration reported in March 2014 was lower (1.2 µg/L). In addition, groundwater analytical results from multiple shallow monitoring wells located hydraulically downgradient of the former LEC facility but upgradient of MW-547S indicate that TCE concentrations were below 1 µg/L during both the March and September 2014 sampling events. This includes monitoring wells PZ-521S (located immediately upgradient of MW-547S), MW-502S, MW-503S, MW-505S, and MW-506S (Figures 6-7 and 6-10). The March and September 2014 groundwater analytical results for MW-547S also indicate the presence of compounds that are unrelated to the Site, specifically chlorobenzene, 1,2-dichlorobenzene, 1,4-dichlorobenzene, and methyl tert butyl ether (the latter in September 2014). These observations suggest that the elevated TCE concentrations in MW-547S are anomalous and unrelated to the former LEC Site. Based on a discussion with the LSRP and consistent with the NJDEP Administrative Requirements for the Remediation of Contaminated Sites (7:26C-1.7), as well as the NJDEP's off-site source guidance document (Administrative

guidance for Licensed Site Remediation Professionals and Subsurface Evaluators when encountering contamination that is suspected to be unrelated to a known discharge undergoing remediation, dated September 2014), Tetra Tech notified NJDEP regarding the elevated TCE concentrations in well MW-547S on January 12, 2015 (via the NJDEP Hotline, Incident No. 15-01-12-1759-36). On January 13, 2015, Tetra Tech spoke with Kathy Rogacki (NJDEP) who called to obtain additional information about the location of MW-547S, so that NJDEP could assign an investigation team to investigate the potential source(s) of the unknown discharge. On January 23, 2015, Tetra Tech provided additional well location information to Nick Sodano, a member of the NJDEP receptor survey team. On January 26, 2015, Tetra Tech sent an email to Mr. Sodano providing detailed justification for considering the elevated TCE concentrations in MW-547S as anomalous and unrelated to the former LEC Site. The lines of evidence included those noted above (i.e., concentration gradients in monitoring wells upgradient of MW-547S that are not consistent with a TCE source related to the former LEC Site, and the presence of other VOCs in MW-547S that are unrelated to the former LEC Site), as well as the lack of TCE detections in Crab Brook, which receives shallow groundwater flow and is located immediately upgradient of MW-547S. The upward flow gradients in shallow groundwater near Crab Brook (noted in Section 2 of this report) and the low or non-detectable reported TCE concentrations in surface water samples collected from Crab Brook (noted in Section 2 and discussed in Section 6 below), argue against the former LEC Site as the source of elevated TCE in shallow monitoring well MW-547S. Concentration trends in well MW-547S will continue to be monitored semi-annually in 2015.

Elevated TCE concentrations were also reported in PZ-524I, as noted above, and in PZ-524D (2.9 µg/L in March 2014 and 2.7 µg/L in September 2014). These concentrations are higher than anticipated near the downgradient edge of the groundwater plume. The nearest wells located hydraulically upgradient to the PZ-524 well cluster are PZ-522I and PZ-522D, and reported TCE concentrations in these wells are lower than the concentrations reported in PZ-524I and PZ-524D during both the March 2014 (Figures 6-8 and 6-9) and September 2014 (Figures 6-11 and 6-12) sampling events. In addition, as shown in Tables 6-4 and 6-5, elevated PCE concentrations were reported in both PZ-524I (99 µg/L and 110 µg/L in March and September 2014, respectively) and PZ-524D (52 µg/L and 65 µg/L in March and September 2014, respectively). Reported PCE

concentrations in the nearest upgradient wells PZ-522I and PZ-522D were either non-detect or below 1 µg/L.

As noted in Section 2 of this report, a former dry cleaner is located at 221 Grove Street, which is near the intersection of Grove Street and Greenbrook Road and is situated hydraulically upgradient of well cluster PZ-524. Given the historical use of the 221 Grove Street property for dry cleaning, the reported detections of PCE (which is not a groundwater contaminant of concern at the Site) at concentrations one to two orders of magnitude higher than the PCE concentrations detected in the other Site monitoring wells, and concentration gradients in monitoring wells at the former LEC Site that are not consistent with a source related to the former LEC Site, the former dry cleaner at 221 Grove Street may be the source of the PCE detections in the PZ-524 wells. It is further arguable that the elevated TCE concentrations reported in wells PZ-524I and PZ-524D are the result of natural attenuation of dissolved PCE in groundwater. Concentration trends in these wells will continue to be monitored semi-annually in 2015.

Elevated TCE concentrations were also reported in well MW-1S (2.8 µg/L in March 2014, but only 1.3 µg/L in September 2014). Concentrations of TCE in the remaining wells that were sampled during the March and September 2014 events and not already discussed above did not exceed 2.4 µg/L. TCE concentrations in downgradient well clusters MW-544 and MW-545 were either not detected or did not exceed 1 µg/L.

As shown in the shallow TCE isoconcentration maps for the March and September 2014 sampling events (Figures 6-7 and 6-10) the TCE concentrations in the shallow zone (i.e., from the water table to 50 feet above msl) are low and offsite migration is limited. Reported TCE concentrations in the shallow zone that exceeded the NJDEP GWQS of 1 µg/L generally were limited to the former LEC property and immediately downgradient. Concentrations of TCE in this area ranged from 1 µg/L (MW-550S in March 2014) to 2.8 µg/L (MW-1S in March 2014), which was the highest TCE concentration reported in the shallow zone (Figures 6-7 and 6-10). TCE concentrations in shallow groundwater samples collected from wells located further downgradient during both sampling events did not exceed the NJDEP GWQS of 1 µg/L (with the exception of well MW-547S, as discussed above).

As noted above, the highest TCE groundwater concentrations are observed in the intermediate zone (i.e., from 50 feet above msl to 50 feet below msl), as shown on Figures 6-8 and 6-11. The downgradient extent of TCE-impacted groundwater in the intermediate zone appears to be near well PZ-524I, where reported TCE concentrations exceeded the NJDEP GWQS (3.2 µg/L and 2.6 µg/L in March and September 2014, respectively). As noted above, it is arguable that the elevated TCE concentrations reported in wells PZ-524I and PZ-524D are the result of natural attenuation of PCE, which was identified at high concentrations in these wells and is not associated with the former LEC Site. Reported TCE concentrations in intermediate wells MW-544I and MW-545I, which are located downgradient and roughly the same distance from the Site as PZ-524I, were either non-detect or did not exceed 1 µg/L.

In the deep zone (i.e., greater than 50 feet below msl), the highest TCE concentrations were reported in samples collected from deep wells MW-546D (2.9 µg/L and 3.6 µg/L in March and September 2014, respectively) and PZ-524D (2.9 µg/L and 2.7 µg/L in March and September 2014, respectively). Similar to the intermediate zone, the downgradient extent of TCE-impacted groundwater in the deep zone appears to extend to the area near well PZ-524D (Figures 6-9 and 6-12), but the elevated concentrations in this well are considered to the result of natural attenuation of PCE, which is unrelated to the Site. TCE concentrations in deep wells MW-544D and MW-545D, located downgradient and approximately the same distance from the Site as PZ-524D, did not exceed 1 µg/L.

In addition to wells PZ-524I and PZ-524D, PCE was detected at concentrations exceeding the NJDEP GWQS of 1 µg/L in wells MW-549S, MW-549I, MW-545D, MW-550I, and MW-1S (Tables 6-4 and 6-5). Reported concentrations in these wells ranged from 1.1 µg/L to 3.0 µg/L, one to two orders of magnitude lower than the PCE concentrations reported in wells PZ-524I and PZ-524D which are located more than one mile downgradient of the former LEC Site. As noted above, PCE is unrelated to the Site.

The reported concentration of vinyl chloride exceeded the NJDEP GWQS of 1 µg/L in well MW-508D (2.0 µg/L and 1.3 µg/L in March and September 2014). The vinyl chloride concentrations reported during the 2014 sampling events are lower than the concentration reported in MW-508D

in 2013 (2.7 µg/L). Vinyl chloride is a potential degradation product from the natural attenuation of TCE, and has only been detected intermittently during sampling at the Site, usually at marginal concentrations. Vinyl chloride concentrations were not detected in well MW-508D prior to 2010 and concentrations have exhibited a decreasing trend since March 2011. Further, vinyl chloride has not been detected in the adjacent shallow well MW-508S. The concentration trend in well MW-508D will continue to be monitored semi-annually in 2015. Regarding the potential for vapor intrusion, there are no dwellings within 100 feet of the MW-508 well cluster except the Avalon Watchung apartment complex, where a vapor intrusion investigation and monitoring program is ongoing, as described in Section 6.4 below.

No other compounds were detected at concentrations above the NJDEP GWQS. Other compounds detected at low concentrations in various wells included potential lab contaminants (acetone and chloroform), chlorinated VOCs (cis-1,2-dichloroethene, 1,1-dichloroethene, 1,1-dichloroethane, 1,2-dichlorobenzene, 1,4-dichlorobenzene and chlorobenzene), Freon compounds (trichlorofluoromethane, and 1,1,2-trichloro-1,2,2-trifluoroethane), and petroleum-related compounds (benzene, toluene, and ethylbenzene). With the possible exception of cis-1,2-dichloroethene (another potential daughter product from the natural attenuation of TCE), these aforementioned compounds are not Site related.

6.1.3.3 Groundwater Concentration Trends

Historical TCE concentrations are summarized in Table 6-6. Historical TCE concentrations versus time plots are presented in Appendix I for selected wells. As shown on Table 5-1, the same source wells, plume wells, and fringe wells (including the five additional monitoring wells) were sampled during both the March and September 2014 sampling events. The plume wells are located near the former source area or directly downgradient of it; they are also located upgradient of recovery well RW-1 and within the capture zone of RW-1 when the GWES was operating. The fringe wells are located primarily downgradient of the Site, and include the five additional monitoring wells installed in 2013 and the three most downgradient well clusters (MW-544, MW-545 and PZ-524). Background wells MW-532S and MW-532D, located upgradient of the former source area to the northeast, are included with the list of fringe wells. As shown in Appendix I

and Table 6-6, decreasing concentration trends were observed in the source, plume, and fringe monitoring wells since pumping and treatment began in July 2003.

A comparison between TCE concentrations in monitoring well samples collected in November 1999 (prior to activation of the GWES) and in September 2014 is presented in Table 6-7. The results for 19 of the 21 wells considered have either reported a greater than 90% decrease in TCE concentrations or have reported TCE concentrations below the NJDEP GWQS since pumping was initiated. Of significance, 12 of those wells showed decreases of 98% or greater over the period. The reduction for well MW-549I shown on Table 6-7 is 96%, but this is based on a reported TCE concentration of 49 µg/L in September 2014, which as noted above appears to be anomalously low. Using the March 2014 results for MW-549I (330 µg/L) yields a more conservative reduction of 73% since June 2003 and still demonstrates a continued decrease in TCE concentrations in this well near the former source area. As shown in Table 6-6 and Appendix I, reported TCE concentrations in well PZ-522D appear to be reducing gradually. The TCE concentration increased slightly in March and September 2014 (2 µg/L and 2.2 µg/L, respectively), but these concentrations are lower than most of the results reported for PZ-522D since activation of the GWES in July 2003.

With the exception of MW-549I, the TCE concentrations for all of the wells listed on Table 6-7 are less than 3.6 µg/L. Since 1999, before the GWES was activated, TCE concentrations have decreased by more than two orders of magnitude at wells MW-502S, MW-508S, MW-549S (in the former source area), MW-550S, MW-550I, MW-506I, and MW-507I. These wells are situated within the area of pumping influence created by extraction well RW-1, and demonstrate statistically significant TCE reductions. The GWES has been shut down since May 28, 2011. The September 2014 results represent the TCE concentrations after approximately 40 months without system operation.

A review of the trend graphs in Appendix I and the associated historic TCE concentrations in Table 6-6 indicates decreasing or stable TCE concentrations in all of the wells that were sampled periodically over the past 10 to 20 years.

6.2 SURFACE WATER MONITORING AND SAMPLING ACTIVITIES

6.2.1 Surface Water Sampling Methods

Surface water samples were collected from four locations (SW-1, SW-2, SW-3 and SW-4) in Crab Brook on March 21, 2014 and September 11, 2014, in accordance with the sampling schedule presented in Table 5-1. The surface water sample locations are shown on Figure 5-1. The surface water samples were collected as grab samples via hand methods using laboratory-supplied containers. The samples were collected by filling the sampling containers below the water surface in the designated locations adjacent to the edge of the brook. As previously noted, the surface water samples were submitted for laboratory analysis of VOCs via USEPA SW-846 Method 8260.

Surface water quality parameters were measured at the sampling locations during both sampling events. Water quality parameters measured during surface water sampling included pH, temperature, specific conductivity, and dissolved oxygen. The measurement data was recorded on field data sheets (Appendix J).

6.2.2 Summary of Surface Water Results

The analytical results for surface water samples collected during the March and September 2014 sampling events are provided in Tables 6-8 and 6-9, respectively. Analyte concentrations that exceed the NJDEP FW2-NT SWQS are highlighted in the tables. The NJDEP reduced deliverable analytical data packages for the March and September 2014 sampling events are provided in Appendix H of this report.

The concentration of TCE did not exceed the reporting limits in the surface water samples collected in March and September 2014. Analytical results for the samples collected in March 2014 indicate the benzene concentration in sample SW-4 (0.41 J µg/L in the field duplicate sample) exceeds the SWQS of 0.15 µg/L. Sampling location SW-4 is close to Route 22. Since Crab Brook receives runoff water from the highway, this may be the likely source of the detected benzene concentration. Benzene is not a compound of concern at the Site. Low estimated concentrations of acetone were also reported in all of the surface water samples collected in March 2014, ranging from 1.3 J µg/L in SW-4 to 2.1 J µg/L in SW-2.

Analytical results for the samples collected in September 2014 indicate that no VOC concentrations exceeded their applicable SWQS. Concentrations of acetone (19 µg/L), chloroform (3.5 µg/L) and toluene (0.18 J µg/L) were reported in sample SW-3. A low estimated concentration of acetone was also reported in sample SW-4 (3.9 J µg/L). Acetone and chloroform are both common laboratory contaminants. Benzene concentrations did not exceed reporting limits in any of the surface water samples collected in September 2014.

Historical surface water TCE analytical results are summarized in Table 6-10. Historical TCE concentrations versus time plots for each of the four stream sample locations are presented in Appendix K.

6.3 GWES STATUS

As noted in Section 2.2.2 of this report, the groundwater extraction system was shut down on May 28, 2011. The system was subsequently decommissioned and dismantled in preparation for a planned treatment system reconstruction; however, based on the packer testing results for recovery well RW-1, it was concluded that RW-1 was no longer an effective recovery well for VOC-impacted groundwater at the Site.

The packer testing results indicated that reconstruction and startup of the GWES was unwarranted, and a re-evaluation of remedial alternatives for groundwater at the Site was recommended in the 2013 RAPR/RAR. Following a review of the Site data and discussions with the LSRP, a RAP Application for Groundwater at the Site with a proposed remedy of monitored natural attenuation was prepared and submitted to NJDEP in May 2013. The NJDEP-approved Groundwater RAP for monitored natural attenuation (dated June 26, 2014) became effective on July 2, 2014. Based on the approved RAP, the GWES will remain inactive and is slated for demolition in 2015. Recovery well RW-1 is also scheduled to be abandoned in 2015.

Historic GWES performance sampling results are presented in Table 6-11. Influent TCE concentrations from April 2010 to the system shutdown in May 2011 ranged from 0.67 J µg/L to 1.5 µg/L. Effluent TCE concentrations during this monitoring period ranged from 1.2 µg/L to 3.3 µg/L, well below the NJPDES permit effluent limit for TCE (5.4 µg/L). No NJPDES effluent

sample ever exceeded its permitted concentration for any monitored compound during system operation.

6.4 VAPOR INTRUSION INVESTIGATION STATUS

The August 2009 RAPR presented an evaluation of the potential for exposure to vapor within structures located within the Site's groundwater contaminant plume. The August 2009 RAPR included an evaluation of the known or suspected Site-specific contaminants, contaminant migration pathways, potential human receptors and the exposure routes by which these receptors may come in contact with contaminants. The evaluation concluded that the potential for VI to occur and to result in unacceptable indoor air concentrations in occupied structures nearest to the Site exists, and that further investigation was warranted.

Since the submittal of the August 2009 RAPR, a work plan has been submitted to NJDEP and four VI investigations have been conducted at the structures located nearest to the groundwater plume source area at the Site, specifically the Avalon Watchung apartments (formerly Crystal Ridge Club), the Regency Village Condominiums, and the Wal-Mart store in the Watchung Square Mall. A timeline of VI investigation activities is presented in Table 6-12 with the sample locations. These investigations have been documented in the following reports that have been submitted to NJDEP and/or to the LSRP:

- Revised VI Investigation Work Plan dated August 2010. The 2010 Work Plan was approved by NJDEP on December 9, 2010.
- VI Investigation Report dated November 22, 2011. NJDEP issued a technical review and comment letter, dated December 9, 2011 in response to this report.
- VI Investigation Report Addendum dated January 31, 2012. This investigation implemented the recommendations of the November 22, 2011 report. NJDEP commented via e-mail on June 25, 2012.
- VI Investigation Data Submittal dated April 10, 2012. This submittal presented the data collected at Wal-Mart.
- 2013 Comprehensive VI Investigation Report dated June 11, 2013. This investigation implemented the recommendations of the January 31, 2012 VI Investigation Report Addendum.
- 2014 VI Investigation Report dated May 30, 2014. This investigation implemented the recommendations of the 2013 Comprehensive VI Investigation Report.

The conclusions of the January 31, 2012 VI Investigation Report Addendum recommended that an additional round of sub-slab soil gas samples be collected from Avalon Watchung Buildings 3, 6, 7 and 12 and from the Clubhouse. To provide correlative data for the evaluation of the sub-slab soil gas sampling proposed above, additional indoor air sampling was also recommended for the structures noted above. This work was performed in January and February 2013.

The January and February 2013 work also included a VI investigation at the Regency Village Condominiums located within the groundwater plume downgradient of the Site and Avalon Watchung, as proposed in the December 2011 RAPR. A Site visit was conducted on December 10, 2012 to evaluate the construction of Regency Village Buildings 3, 4, 5, and 6 and to select the VI sampling locations. Buildings 3, 4, 5, and 6 represent those closest to the Site and Avalon Watchung. The Site visit indicated that the hallway and first-floor apartments in Buildings 3, 4, and 5 are constructed above ground level. Buildings 3, 4 and 5 were constructed with crawl spaces that can be accessed through hatchways on the side of each building. Building 6 was constructed with a basement that is divided into a laundry area and an unfinished area.

Based on the Site visit, both sub-slab and indoor air samples were collected from the crawl spaces in Buildings 3, 4, and 5, and from the unfinished basement area in Building 6. During discussions with the Regency Village property manager, three additional buildings containing basement residential units (Buildings 17, 26, and 38) and one building containing basement office space (Building 36) were identified. Additional sub-slab and indoor air samples were collected from the basements of these four buildings.

The January and February 2013 VI investigation at Regency Village and Avalon Watchung was conducted consistent with the NJDEP January 2013 Vapor Intrusion Technical Guidance and the results were presented in the 2013 Comprehensive Vapor Intrusion Investigation Report dated June 11, 2013 (Tetra Tech, 2013a). Assessment of the sub-slab and indoor air data from Regency Village indicated that the VI pathway is not complete and no further VI work is warranted at Regency Village. Assessment of the sub-slab and indoor air data from Avalon Watchung indicated that the VI pathway is not complete at Building 12 and the Clubhouse, and no further work is warranted at these locations. The analytical data for Buildings 3, 6, and 7 indicated that

additional sub-slab sampling events were needed to confirm that the concentrations of TCE in sub-slab soil gas beneath these buildings are continuing to decline to levels less than the NJDEP residential SGSL. Additional indoor air sampling might also be required.

Based on the recommendations of the 2013 Comprehensive VI investigation Report, no further VI investigation was warranted for the buildings at Regency Village. For Avalon Watchung, confirmatory investigations were recommended for three of the five buildings investigated in 2013 (Buildings 3, 6, and 7). These three buildings represented the scope of work for the 2014 investigation.

The January 2014 VI investigation at Regency Village and Avalon Watchung was conducted consistent with the NJDEP March 2013 Vapor Intrusion Technical Guidance and the results were presented in the 2014 Vapor Intrusion Investigation Report dated May 20, 2014 (Tetra Tech, 2014a). Assessment of the sub-slab and indoor air data from Avalon Watchung indicated that the VI pathway is not complete at Building 7, and no further work is warranted at this building. The analytical data for Buildings 6 and 7 indicated that additional sub-slab sampling events were needed to confirm that the concentrations of TCE in sub-slab soil gas beneath these buildings are continuing to decline to levels less than the residential SGSL. Additional indoor air sampling may also be required. Details regarding additional VI sampling that will be conducted based on the recommendations in the 2014 Vapor Intrusion Investigation Report are provided in Section 7.5 of this report.

7.0 Conclusions and Recommendations

Conclusions and recommendations based on the information presented in this RI/RAPR are detailed below.

7.1 SOIL REMEDIATION COMPLETION

As noted in Section 2 of this report, a total of 95 AOCs were identified at the Site for potential impacts to soil and groundwater. NJDEP has approved NFA for all of the AOCs except On-Site and Off-Site Groundwater (AOCs 26 and 27, respectively). In their October 24, 1990 letter approving the Sampling Plan, NJDEP approved NFA for 14 AOCs without requiring sampling or further investigation. Based on the results of non-intrusive investigations (e.g., records review, field observations), NJDEP also approved NFA for an additional 16 AOCs in letters dated January 21, 1992, January 27, 1994, and November 14, 1994. Based on the investigation results at the remaining 63 soil AOCs, remedial actions were conducted at 19 soil AOCs to achieve NFA approval by NJDEP. The lines of evidence discussed in Section 2 provide the basis for concluding that previous soil investigation and remediation activities were sufficient to warrant no further action for soil.

7.2 GROUNDWATER EXTRACTION SYSTEM PERFORMANCE

Based upon the information provided in this report, the GWES at the Site continued to function as designed up until the time it was shut down in May 2011. Prior to the shut-down, the treatment plant operated efficiently, with no discharge permit limits being exceeded.

Based on the analytical results from the seven semi-annual sampling events completed since the GWES was shutdown, it does not appear that concentrations of the constituents of concern are rebounding in groundwater or surface water. Surface water samples collected from Crab Brook to monitor the potential impact of TCE concentrations in the groundwater base flow have continually

met the applicable Surface Water Quality Standards, even after the system was shut off approximately forty months before the latest sampling event in September 2014.

As noted in Section 2 of this report, one of the purposes of the packer testing activities conducted in recovery well RW-1 in August 2012 was to generate data that could be used to assess whether, or to what extent, optimization of the GWES via focused pumping from the most VOC-impacted fracture zones in RW-1 is appropriate. Multiple hydraulically conductive fracture zones were identified and sampled during the packer testing activities. The packer testing results indicated that VOC concentrations in the intervals tested and sampled do not exceed NJDEP GWQS. The packer testing intervals were selected based on an assessment of the rock core log and the borehole geophysical logs to identify the fracture zones in RW-1 that are hydraulically conductive. Given these results, it was concluded that RW-1 is no longer an effective recovery well for VOC-impacted groundwater at the Site.

Based on the packer test results, reconstruction and startup of the GWES was determined to be unwarranted, and it was recommended in the 2013 RAPR/RAR that a re-evaluation of remedial alternatives for groundwater at the Site be conducted. Following a review of the Site data and discussions with the LSRP, a RAP Application for Groundwater at the Site with a proposed remedy of monitored natural attenuation was prepared and submitted to NJDEP in May 2013. The NJDEP-approved Groundwater RAP for monitored natural attenuation (dated June 26, 2014) became effective on July 2, 2014. Based on the approved RAP, the GWES will remain inactive and is slated for demolition in 2015. Recovery well RW-1 is also scheduled to be abandoned in 2015.

7.3 GROUNDWATER MONITORING

Analytical results for the groundwater samples collected during the March and September 2014 sampling events indicate that TCE concentrations are either overall the same or slightly lower than the results reported in the 2013 RAPR, but the TCE distribution is similar. TCE concentrations exceeding the NJDEP GWQS in the shallow zone monitoring wells were relatively low and were mainly limited to the former LEC Site facility area and immediately downgradient. Reported TCE concentrations in this area ranged from non-detect to a high of 1.9 µg/L in MW-508S. As discussed in Section 6.1, the reported TCE concentration in MW-547S in September 2014 (6.2

µg/L) is considered to be anomalous and unrelated to the Site, based on concentration gradients in Site monitoring wells that are not consistent with a source related to the former LEC Site and the detection of compounds in MW-547S that are unrelated to the Site.

A review of the trend graphs in Appendix I and the associated historic TCE concentrations in Table 6-6 indicates decreasing or stable TCE concentrations in most of the selected wells.

Based on the relatively consistent distribution of TCE across the Site, the gradually decreasing concentrations, the general lack of apparent increases in TCE concentrations 40 months after the GWES shutdown, and the lack of demonstrable impacts to surface water in Crab Brook, no increase in the monitoring frequency is warranted at this time. The monitoring schedule in the approved RAP was adopted in 2014. This monitoring schedule expanded the long-term monitoring well network to include the five additional monitoring wells installed in 2013 and several more pre-existing monitoring wells (Table 5-1).

As noted in Section 2.2, the five newly installed monitoring wells provide additional monitoring locations to further delineate the existing groundwater contaminant plume and further define the groundwater CEA for the Site. As shown on Figure 2-2, monitoring wells MW-1S and MW-1I were installed northwest of the source area monitoring well cluster MW-549, and monitoring well MW-3D was installed northwest of the downgradient monitoring well cluster MW-546. These wells are essentially side-gradient step-outs in the down-dip direction from existing monitoring well cluster MW-549 and well MW-546D, and were screened in the same bedrock bedding units, to the extent possible, as existing monitoring well cluster MW-549 and MW-546D.

Monitoring wells MW-2I and MW-2D were installed southeast of downgradient monitoring well cluster PZ-522. These wells were installed as a replacement for destroyed monitoring well cluster MW-542, which was located near the intersection of Park Place and Somerset Street. As such, wells MW-2I and MW-2D were installed and screened at the same depths as former wells MW-542B and MW-542A, respectively.

In their February 29, 2012 comment letter on the December 2011 RAPR, NJDEP indicated that the horizontal delineation of VOC concentrations exceeding NJDEP GWQS in several monitoring

wells is not complete to the northwest. This included wells MW-532D, MW-549S and I, MW-508S, MW-507S and I, MW-506S and I, MW-546D, and PZ-522S, I, and D. NJDEP also indicated that delineation (horizontal and vertical) of the contamination within well MW-545D has not occurred.

The analytical results for samples collected from monitoring wells MW-3D in 2014 indicate that TCE concentrations were below the NJDEP GWQS. These results indicate that the TCE concentrations reported in well MW-546D are horizontally delineated to the northwest. The analytical results for samples collected from monitoring wells MW-1S and MW-1I in 2014 indicate that TCE concentrations exceeded the NJDEP GWQS (1 µg/L). As discussed in Section 4 of this report, however, the groundwater flow and transport modeling results indicate that the farthest lateral extent of the 1 µg/L TCE isoconcentration line is approximately 375 feet northwest of MW-1I, which is within the current CEA boundary; therefore, TCE concentrations in groundwater are delineated to the northwest, and the current CEA boundary in this area remains appropriate for the Site. Based on the model simulations, it is anticipated that the elevated TCE concentrations near MW-1I will continue to decrease over time as a result of natural attenuation. The analytical results for samples collected from monitoring wells MW-2I and MW-2D in 2014 indicate that TCE concentrations were below the NJDEP GWQS. These results indicate that the TCE concentrations reported in well cluster PZ-522 are horizontally delineated to the southeast.

Further review of the data indicates that additional delineation near wells MW-506S, MW-506I, MW-507S, MW-508S, PZ-522S, and MW-545D is not warranted. TCE concentrations in groundwater samples collected from wells MW-506S and MW-506I were below NJDEP GWQS during the seven most-recent and six most-recent sampling events, respectively, and PCE concentrations in MW-506I have been below NJDEP GWQS since March 2010 (1.2 µg/L). TCE concentrations in well MW-507S have exhibited a decreasing trend since 2008, and although the TCE concentration reported in September 2014 exceeded the NJDEP GWQS (1.3 µg/L), there is insufficient data to indicate that the trend has changed. Similarly, TCE concentrations in well MW-508S have also been decreasing since 2009, and both MW-507S and MW-508S are delineated to the northwest based on the groundwater modeling results. The concentration of TCE in PZ-522S was reported at 7.9 µg/L in March 2012, but analysis of samples collected from this

well during five subsequent semi-annual sampling events indicate that TCE was not detected above reporting limits. These results, coupled with the lack of TCE detections in this well since 2006 and the general lack of a long-term TCE trend, suggest that the elevated TCE concentration reported in March 2012 was anomalous. TCE concentrations in well MW-545D have been at or below NJDEP GWQS since 2008. Groundwater at this downgradient well location is impacted primarily by PCE, which is not Site related.

Monitoring well cluster PZ-524 was added to the long-term monitoring program in 2014 as part of the approved RAP. These wells were last sampled in 2008. Elevated TCE concentrations reported in PZ-524I (3.2 µg/L in March 2014 and 2.6 µg/L in September 2014) and in PZ-524D (2.9 µg/L in March 2014 and 2.7 µg/L in September 2014) were higher than anticipated near the downgradient edge of the groundwater plume. Lower TCE concentrations were reported in the nearest wells located hydraulically upgradient well to the PZ-524 well cluster (PZ-522I and PZ-522D) during the March and September 2014 sampling events. More importantly, elevated PCE concentrations were reported in both PZ-524I (99 µg/L and 110 µg/L in March and September 2014, respectively) and PZ-524D (52 µg/L and 65 µg/L in March and September 2014, respectively). Reported PCE concentrations in the nearest upgradient wells PZ-522I and PZ-522D were either non-detect or below 1 µg/L.

As noted in Section 2 of this report, a former dry cleaner is located at 221 Grove Street, which is situated hydraulically upgradient of well cluster PZ-524. Given the historical use of the 221 Grove Street property for dry cleaning, the reported detections of PCE (which is not a groundwater contaminant of concern at the Site) at concentrations one to two orders of magnitude higher than the PCE concentrations detected in the other Site monitoring wells, and concentration gradients in monitoring wells at the former LEC Site that are not consistent with a source related to the former LEC Site, the former dry cleaner at 221 Grove Street may be the source of the PCE detections in the PZ-524 wells. In December 2013, Tetra Tech informed the NJDEP about the historical use of the 221 Grove Street property for dry cleaning. It is arguable that the elevated TCE concentrations reported in wells PZ-524I and PZ-524D are the result of natural attenuation of dissolved PCE in groundwater. Based on the above information, the established downgradient CEA boundary is

considered to be appropriate for the Site and no changes to the CEA are required. Concentration trends in these wells will continue to be monitored semi-annually in 2015.

As noted in Section 6.1.1, all of the monitoring wells in the Site monitoring well network were visually inspected and their physical condition was recorded during the synoptic water level rounds. The results of past inspections indicated that many of the monitoring well surface completions were in poor condition (e.g., cracked concrete pads, missing inner caps, outer caps with missing or stripped bolts). Based on these observations, monitoring well repairs were conducted in November 2013 to secure the wells and prevent surface water infiltration and potential vandalism. It is recommended that monitoring well inspections continue to be performed during the semi-annual sampling events to maintain the integrity of the wells.

7.3.1 Groundwater Modeling

As described in Section 4 of this report, three-dimensional groundwater flow and solute transport modeling of groundwater flow and dissolved contaminant transport in the bedrock aquifer at the Site was conducted. The model was applied to simulate both groundwater flow and dissolved TCE plume transport at the site. A steady-state groundwater flow model calibration was performed to match measured water level data in March 2014 using the groundwater flow model MODFLOW. The model was also calibrated to observed drawdown data from the 48-hour constant rate (120 gpm) pumping test at the Site. Good agreement of the flow model with both observed water levels, hydraulic head gradients, and the observed distribution of dissolved TCE tracer in groundwater at the Site provided evidence of a high quality flow model calibration.

Using measured TCE concentrations (March 2014) in monitoring wells to represent the initial TCE concentration distribution in the intermediate zone of the bedrock aquifer (the zone with the highest TCE concentrations), predictive simulations of future TCE concentrations and plume extent indicated that the TCE plume will continue to dissipate, with local concentrations continuing to decrease over time at the Site as a result of natural attenuation. Based on the simulated spatial extent of TCE in groundwater over time, the results of the transport model simulation also indicated that the existing monitoring network can monitor future TCE concentrations as the TCE plume mass and extent decrease over time. Results of the model

simulation indicate an estimated cleanup time of approximately 30 years for the MNA remedy at the Site.

One of the modeling objectives was to estimate the lateral delineation of the dissolved TCE plume, primarily near MW-1I, to assess the completeness of delineation and the protectiveness of the CEA boundary in this area. Monitoring well MW-1I was one of several wells installed to further delineate the existing groundwater contaminant plume and further define the groundwater CEA for the Site. Groundwater analytical results from the March and September 2014 sampling events indicate elevated TCE concentrations in monitoring well MW-1I (120 µg/L and 82 µg/L, respectively). The model simulations indicate that the farthest lateral extent of the 1 µg/L TCE isoconcentration line is approximately 375 feet northwest of MW-1I, which is within the current CEA boundary; therefore, TCE concentrations in groundwater are delineated to the northwest near well MW-1I and the current CEA boundary in this area remains appropriate for the Site. Based on the model simulations, it is anticipated that the elevated TCE concentrations near MW-1I will continue to dissipate over time as a result of natural attenuation.

7.3.2 Conceptual Site Model

The 2013 RAPR/RAR included a recommendation that the conceptual site model be updated based on a review of the available data relevant to addressing the impacted groundwater at the Site, including chemical, hydrogeologic, and hydraulic data. A review of NJDEP files for the Site was conducted in January 2014 to obtain missing reports and data. NJDEP files were also reviewed to identify other reports and information necessary to achieve regulatory closure for impacted media at the Site (groundwater, soil, soil vapor) and to obtain a RAO determination from the LSRP.

The development of a conceptual site model (CSM) is a dynamic process that is refined as additional data is collected. The CSM described in this report represents the current understanding of groundwater conditions at the Site and provides a basis for identifying data gaps. The CSM components include the site hydrogeologic conditions, the nature and extent of impacts to groundwater, the source of the impacts, and constituent migration pathways.

7.3.2.1 Hydrogeologic Conditions

The unconsolidated overburden at the former LEC facility area is generally composed of granular fill of varying thickness (primarily associated with the remediation area of former LEC Building 3) underlain by a fine-grained till-like colluvium (identified as Till 1 in the July 1995 RI/RAWP) that is composed of clayey sandy silt, with traces of gravel and cobbles. The till is generally continuous across much of the former LEC facility area, but thins and is absent at elevations of approximately 160 to 170 feet msl. The till thickness ranges from approximately 1 to 15 feet thick. Beneath the till is a layer of silty clay that is interpreted to be glaciolacustrine and underlies much of the former LEC facility area. Beneath the silt and clay layer is a sandy outwash deposit, a continuous layer of fine to medium sand ranging from approximately 1 to 17 feet thick, which is underlain by a thin layer of glacial till (identified as Till 2 in the July 1995 RI/RAWP). Till 2, which overlies the bedrock, is approximately 1 to 5 feet thick and is composed of silty gravelly sand. The thickness of the overburden in the Site vicinity decreases towards the south-southwest but increases south of Crab Brook. The overburden is thinnest near well cluster MW-546 (3 feet) and generally increases in thickness south of U.S. Route 22, with the greatest thickness of 47 feet observed at the former location of well cluster MW-542 (this destroyed well cluster was located near the intersection of Park Place and Somerset Street; see Figure 2-2).

The overburden deposits are underlain by the Passaic Formation, which is a reddish-brown fractured sandstone, siltstone, shale, and mudstone of Jurassic age. The upper surface of the bedrock is generally weathered and soft, and becomes more competent with depth. The top of bedrock is weathered and was encountered during drilling of the five additional monitoring wells at approximately 32-51 feet bgs. The top of competent bedrock was encountered from approximately 38-57 ft bgs. Bedrock surface topography generally slopes to the southeast perpendicular to the First Watchung Mountain. The highest bedrock elevation is approximately 171 feet above msl at well MW-3D and the lowest is approximately 45 feet above msl at well cluster MW-545. This is consistent with the New Jersey Geological Survey bedrock geologic map for the Chatham Quadrangle (Monteverde and Volkert, 2005), which indicates that the top of weathered bedrock slopes generally to the southeast beneath the former LEC facility and slopes gradually to the southwest in the hydraulically downgradient portion of the Site.

Groundwater at the Site occurs within the bedrock, and locally within the overburden at off-site locations. Groundwater flow in the Passaic Formation occurs predominantly in secondary porosity features (e.g., fractures and bedding plane partings). Similar to other sedimentary formations in the Newark Basin, dipping bedding fractures in the Passaic Formation that have comparatively larger apertures act as discrete aquifers and preferential flow pathways with high groundwater transmissivity and low storage capacity. These aquifer units occur at uneven intervals and tend to lose their aquifer properties up-dip and down-dip of their prime extent areas. The groundwater flow direction is generally parallel to bedding strike. Near vertical fractures or joints provide pathways for leakage between the bedding-plane fractures. The weathered bedrock zone typically exhibits higher porosity and storage, but the weathering reduces permeability. Up-dip extensions of the bedding fractures into the weathered zone connect this zone and the overburden with the multiunit bedrock aquifer system (Michalski and Britton, 1997). Geophysical logging results at the Site are consistent with this model, indicating that groundwater flow occurs mainly in low-angle fractures interpreted to be bedding plane partings with a northeast-southwest strike. The geophysical results also indicate that some flow occurs in high-angle, near-vertical fractures, particularly where they intersect with the low-angle fracture sets. Results from groundwater pump testing at the Site indicate that the bedrock is hydraulically anisotropic, with primary groundwater flow to the southwest, roughly parallel to bedding strike direction.

The September 2014 groundwater elevation data indicate that the average horizontal hydraulic gradient in the shallow water-table zone across the Site is approximately 0.010 ft/ft, steepening slightly downgradient and southwest of the Site to approximately 0.018 ft/ft.

Based on water level measurements at the well clusters, the vertical hydraulic gradient is generally downward across the Site, with some upward gradients in well clusters located immediately south of Crab Brook (MW-504 and MW-505) and in well clusters located southwest of the Site near Stony Brook (PZ-524 and MW-545). Geophysical logging results also indicate some variation in vertical flow directions within well boreholes. An upward vertical flow was measured in the upper and lower portions of well RW-1 and at the bottom of the MW-2D borehole. Multiple water-bearing fracture zones were identified in recovery well RW-1 and monitoring wells MW-1I, MW-2D, and MW-3D during geophysical logging and packer testing.

Based on a 48-hour aquifer test conducted in July 2000 at recovery well RW-1 (with an open hole interval from 20 to 150 feet bgs), the average hydraulic conductivity of the bedrock aquifer is 68.8 feet per day (2.43×10^{-2} centimeters per second [cm/sec]).

7.3.2.2 Nature and Extent of Impacts

Groundwater beneath the Site is impacted by TCE. A review of trend graphs and the associated historic TCE concentrations indicates decreasing or stable TCE concentrations in the Site monitoring wells.

The 2014 groundwater sampling results indicate that TCE impacts to shallow zone groundwater are relatively low (generally ranging from non-detect to 2.8 µg/L) and were mainly limited to the former LEC Site facility area and immediately downgradient to the southwest. The highest TCE concentrations at the Site are observed in the intermediate zone groundwater. Concentrations of TCE in the intermediate zone groundwater are highest in well MW-549I (330 µg/L and 49 µg/L in March and September 2014, respectively) near the former Building 3 source area and in well MW-1I (120 µg/L and 82 µg/L in March and September 2014, respectively), located in the down-dip direction northwest of MW-549I and the former source area. Concentrations of TCE in the deep zone groundwater are relatively low (ranging from non-detect to 3.6 µg/L), with the highest concentrations in wells MW-508D, MW-546D, and PZ-524D.

As noted in Section 6, both PZ-524I and PZ-524D are also impacted by elevated PCE unrelated to the Site. Given the presence of a former dry cleaner located immediately upgradient of PZ-524D, the reported detections of PCE at concentrations higher than the PCE concentrations detected in the other Site monitoring wells, and concentration gradients in monitoring wells at the former LEC Site that are not consistent with a source related to the former LEC Site, the former dry cleaner may be the source of the PCE detections in these wells. Elevated concentrations of PCE (146 µg/L), TCE (12.2 µg/L), and cis 1,2-dichloroethene (14.3 µg/L), were reported in a groundwater sample collected from an industrial well at the former dry cleaner location in February 2002 (Tyree Environmental Corporation, 2009). It is arguable that the elevated TCE concentrations reported in wells PZ-524I and PZ-524D are likely the result of natural attenuation of dissolved PCE in groundwater.

As described above, groundwater flow and solute transport modeling was employed to estimate the lateral extent of the TCE plume, primarily northwest of the former source area near MW-1S and MW-1I. These wells were installed to further delineate the existing groundwater contaminant plume and further define the groundwater CEA for the Site. Groundwater analytical results from the March and September 2014 sampling events indicate elevated TCE concentrations in monitoring well MW-1I (120 µg/L and 82 µg/L, respectively). As noted above, the model simulations indicate that the farthest lateral extent of the 1 µg/L TCE isoconcentration line is approximately 375 feet northwest of MW-1I (and nearby well MW-1S); therefore, for the purposes of the RI, the lateral extent of TCE concentrations exceeding the NJDEP GWQS is delineated northwest of these wells.

The horizontal extent of TCE in the shallow bedrock groundwater is also delineated downgradient to the southwest and side-gradient to the southeast based on reported TCE concentrations below the NJDEP GWQS in wells MW-506S, MW-502S, MW-503S, and MW-501S (Figures 6-7 and 6-10). As noted above, the reported TCE concentration in MW-547S in September 2014 (6.2 µg/L) is considered to be anomalous and unrelated to the Site, based on concentration gradients in Site monitoring wells that are not consistent with a source related to the former LEC Site and the detection of compounds in MW-547S that are unrelated to the Site. Concentration trends in this well will continue to be monitored semi-annually in 2015.

The horizontal extent of TCE in the intermediate bedrock groundwater is delineated to the northwest based on reported TCE concentrations below the NJDEP GWQS in wells MW-506I and MW-546I, as well as the groundwater modeling results near MW-1I. Delineation to the southeast is based on reported TCE concentrations below the NJDEP GWQS in wells MW-501I, MW-503I, MW-502I, MW-505I, and MW-2I. Delineation of TCE concentrations in intermediate zone groundwater downgradient to the southwest is based on reported TCE concentrations at or below the NJDEP GWQS in monitoring wells MW-544I and MW-545I (Figures 6-8 and 6-11). As noted above, the TCE concentrations in well PZ-524I are considered to be the result of natural degradation of PCE that was generated from a source unrelated to the Site.

The horizontal extent of TCE in the deep bedrock groundwater is delineated to the northwest based on reported TCE concentrations below the NJDEP GWQS in well MW-3D, as well as the

groundwater modeling results near well cluster MW-1. Delineation to the southeast is based on reported TCE concentrations below the NJDEP GWQS in well MW-2D. Delineation of TCE concentrations in deep zone groundwater downgradient to the southwest is based on reported TCE concentrations below the NJDEP GWQS in monitoring wells MW-544D and MW-545D (Figures 6-9 and 6-12). As noted above, the TCE concentrations in well PZ-524D are considered to be the result of natural degradation of PCE that was generated from a source unrelated to the Site.

The vertical extent of elevated TCE concentrations in groundwater at the Site is delineated based on the non-detect groundwater analytical results (0.17 U µg/L) for the grab sample collected from the deepest packer test interval at MW-3D (477-502 feet bgs). The elevation of this interval is approximately -250 to -275 feet msl. The NJDEP approved RAP established the vertical depth of the CEA as the depth of the bedrock zone of the Passaic Formation (approximately 420 feet).

The migration of dissolved VOCs within the bedrock is influenced by both bedrock structure and local groundwater discharge areas, particularly Crab Brook. As noted above, the vertical hydraulic gradient is generally downward across the Site, with some upward gradients in well clusters located immediately south of Crab Brook (MW-504 and MW-505). Sampling during previous investigations indicated elevated TCE concentrations in surface water samples collected from Crab Brook, which was interpreted to be the result of the upward seepage and discharge of groundwater impacted by TCE into a portion of the brook. Operation of the GWES mitigated this discharge, resulting in reduced TCE concentration in Crab Brook. Historical surface water analytical results indicate that TCE concentrations have been consistently low since the GWES activation in 2003, and last exceeded the NJDEP FW2-NT SWQS (1 µg/L) in March 2009 (1.5 µg/L at sample location SW-1). Reported TCE concentrations in surface water samples collected from Crab Brook since the GWES shut down in May 2011 have been non-detect.

7.3.2.3 Sources of Impacts

Previous investigations indicate that the primary sources of TCE at the Site were former Buildings 3 and 7. As noted in Section 2, TCE was used in former Building 3 (near the MW-549 well cluster on Figure 2-2) as a non-flammable liquid coolant in conjunction with low-temperature testing of electronic components. TCE was also used in former Building 7 (which was located in the north

portion of the Site) as a solvent to clean printed circuit boards. Dissolved TCE in groundwater emanating from near these two buildings appears to have commingled and migrated downgradient to the southwest. Both source areas were remediated to remove elevated TCE concentrations in the soil. As noted in Section 2.2 of this report, the shallow TCE-impacted soil at Building 3 (i.e., the fill/Till 1 and silt/clay layers) was excavated and treated ex-situ by mechanical processing (SME, dated November 1, 1996), and the deep TCE-impacted soil at Building 3 (i.e., the sand/Till 2) was remediated by SVE methods (SME, dated February 25, 1998). The TCE-impacted soil at Building 7 was remediated via ex-situ SVE methods (SME, dated August 1994).

7.3.2.4 Contaminant Fate and Transport

Prior to the source removal activities at Buildings 3 and 7, reported TCE concentrations in the groundwater near Building 3 ranged up to approximately 40,000 µg/L, suggesting that free-phase product (i.e., dense non-aqueous phase liquid [DNAPL]) might have been discharged during site operations. No free-phase product, however, was measured or observed in the monitoring wells during the ISRA groundwater investigations and sampling conducted at the Site. The Building 7 soil remediation (conducted in in 1993 and1994) and the Building 3 soil remediation (conducted in 1996 and 1997) remediated a substantial amount of source material in the form of TCE-impacted soil. The GWES was constructed and activated in 2003, and the analytical results from subsequent groundwater sampling events indicate that TCE concentrations have decreased substantially across the Site.

If DNAPL was discharged at the Site, the product would likely have migrated downward with gravity through the overburden, potentially reaching the top of bedrock. Migration of DNAPL in the bedrock would most likely occur along the permeable low-angle bedding plane fractures in the down-dip direction to the northwest. No evidence of product was identified during packer testing and sampling of well MW-1I (which was installed down-dip of the former source area at Building 3), and reported TCE concentrations in groundwater samples collected from MW-1I and MW-1S are not indicative of the presence of DNAPL.

Dissolved-phase TCE from the former source areas has migrated via advection downgradient to the southwest in the direction of groundwater flow along available pathways in the bedrock (i.e. primarily along bedding plane partings).

The presence of TCE daughter products (e.g., cis-1,2-dichloroethene and vinyl chloride) in bedrock groundwater samples indicates that some anaerobic degradation of TCE has occurred at the Site. The low concentrations of cis-1,2-dichloroethene and vinyl chloride at the Site, however, indicates that these chemicals are degraded relatively rapidly or that TCE is degraded primarily through abiotic and/or cometabolic degradation mechanisms at the Site.

7.3.3 Evidence for Natural Attenuation

As noted above, the observed decreases of TCE over time are likely caused by natural attenuation mechanisms, which include recharge dilution, hydrodynamic dispersion, and both biotic and abiotic degradation. Degradation processes are biological and chemical processes that decrease the mass of dissolved constituents. These processes include the effects of biodegradation, photolysis, oxidation-reduction, and hydrolysis. They are generally grouped into either biologic or abiotic (i.e., chemical) degradation processes. In aerobic zones, TCE can be degraded both abiotically and by biodegradation through cometabolism. In anaerobic zones, sequential degradation includes transformation of parent compounds (e.g., TCE) into its degradation products (cis-1,2-dichloroethene, vinyl chloride, and ethene). The historical detections of cis-1,2-dichloroethene and vinyl chloride indicate that some anaerobic degradation has occurred. The low concentrations of cis-1,2-dichloroethene and vinyl chloride at the site indicates that these chemicals are degraded relatively rapidly or that TCE is degraded primarily through abiotic and/or cometabolic degradation mechanisms at the Site. Historical water quality data generated during the remedial investigation indicates that the Site groundwater is generally aerobic, which suggests that conditions are more conducive to abiotic and/or cometabolic degradation.

The NJDEP Monitored Natural Attenuation (MNA) Technical Guidance document (Version 1 dated March 1, 2012) outlines a lines of evidence approach to demonstrate that MNA is an acceptable remedial action. The primary line of evidence that directly demonstrates MNA effectiveness is the

observation of decreasing contaminant concentrations with time in conjunction with a stable or receding groundwater plume.

As a result of mass removal by pump-and-treat (from 2003 to 2011) and natural attenuation, the Site data indicate that TCE concentrations have reduced significantly over time. A review of the groundwater sampling data indicates relatively low groundwater concentrations with generally decreasing or stable groundwater concentration trends and a relatively stable groundwater plume. As noted above, the trend graphs in Appendix I and the associated historic TCE concentrations in Table 6-6 indicate decreasing TCE concentrations in all of the wells that were sampled periodically over the past 10 to 20 years. Historical data also indicate decreasing concentration trends in the downgradient wells during and after active remediation (Appendix I).

Decreasing TCE concentrations and relative plume stability are both demonstrated on TCE isoconcentration maps for the intermediate aquifer zone from 2012, 2013, and 2014 (Figures 7-1 through 7-3). As shown on the figures, the highest detected TCE concentration in groundwater near the former source area decreased from 670 µg/L (well MW-549I) in September 2012 to 82 µg/L (in well MW-1I) in 2014. These concentrations are more than 3 orders of magnitude lower than the aqueous solubility of TCE (1,100,000 µg/L), indicating DNAPL-phase chlorinated VOC sources are not present at the Site. The decreasing TCE concentrations near the former source area indicate that limited mass flux is occurring in this zone. As shown on Figures 7-1 through 7-3, the extent of dissolved TCE concentrations in groundwater at the Site has remained relatively stable. The estimated downgradient extent of the TCE plume in 2013 (Figure 7-3) reflects the recent inclusion of monitoring well cluster PZ-524 in the Site monitoring program, as detailed in the approved RAP. As noted above, the TCE concentrations in the PZ-524 monitoring wells are considered to be the result of natural degradation of PCE that was generated from a source unrelated to the Site.

The overall decreasing trend of groundwater concentrations and the presence of daughter products demonstrate that biodegradation is occurring. Historical surface water analytical results indicate that TCE concentrations have been consistently low since the GWES startup and have rarely exceeded the FW2-NT SWQS. In addition, there is no evidence of impacts to private or public water supply wells.

As noted in Section 4 and Appendix F, the groundwater flow and transport model simulations indicate that the TCE plume will continue to dissipate, with local concentrations continuing to decrease over time at the Site as a result of natural attenuation. Based on the simulated spatial extent of TCE in groundwater over time, the results of the transport model simulation also indicate that the existing monitoring network can monitor future TCE concentrations as the TCE plume mass and extent decrease over time. Results of the model simulation also indicate an estimated cleanup time of approximately 30 years for the MNA remedy at the Site.

In summary, the site data indicate that natural attenuation is causing TCE concentrations to decrease along the groundwater flow path. Given that TCE concentrations in the downgradient wells continue to be low, there is no unacceptable risk to off-site potential receptors. The groundwater monitoring data generated since the cessation of active remediation in 2011 continue to support the viability of MNA as a groundwater remedy for the Site. Consistent with the NJDEP MNA guidance, this evidence includes: (1) the absence of an on-Site DNAPL source area; (2) an extensive monitoring network that defines the extent of TCE in groundwater; (2) generally decreasing trends of TCE concentrations and a stable TCE plume; (3) detection of biodegradation products (e.g., cis-1,2-dichloroethene and vinyl chloride); (4) low downgradient chlorinated compound concentrations at the boundary of the CEA, and (5) absence of impacts to surface water, offsite water supply wells, or other downgradient receptors.

7.4 SURFACE WATER MONITORING

Analytical results for the samples collected in March 2014 indicate the benzene concentration in sample SW-4 (0.41 J µg/L in the field duplicate sample) exceeded the SWQS of 0.15 µg/L. Benzene is not a compound of concern at the Site. The benzene source at SW-4 may be surface runoff from Route 22. Low estimated concentrations of acetone were also reported in all of the surface water samples collected in March 2014, ranging from 1.3 J µg/L in SW-4, to 2.1 J µg/L in SW-2. Acetone is also not a compound of concern at the Site.

Analytical results for the samples collected in September 2014 indicate that no VOC concentrations exceeded their applicable SWQS. Concentrations of acetone (19 µg/L), chloroform (3.5 µg/L) and toluene (0.18 J µg/L) were reported in sample SW-3. A low estimated

concentration of acetone was also reported in sample SW-4 (3.9 J µg/L). Acetone and chloroform are both common laboratory contaminants. Benzene concentrations did not exceed reporting limits in any of the surface water samples collected in September 2014.

Historical surface water analytical results indicate that TCE concentrations have been consistently low (mostly reported as non-detect) since the GWES startup and have rarely exceeded the FW2-NT SWQS.

7.5 VAPOR INTRUSION INVESTIGATION

Previous discussions with NJDEP concerning continued and expanded VI investigation activities have, in part, focused on the extent of TCE concentrations in the shallow groundwater TCE plume. A significant change to the VI Ground Water Screening Level (GWSL) for TCE was implemented by NJDEP in January 2013. The previous GWSL for TCE of 1 µg/L was revised based on updated toxicity data and replaced with a GWSL of 2 µg/L. This change has a marked impact on the area of VI concern which is delineated by the 2 µg/L isoconcentration for TCE (with a 100-foot buffer). The revised area of concern with the updated 2 µg/L isoconcentration for TCE is presented as an overlay on an aerial photograph in Figure 7-4. The revised area of VI concern as delineated by the 2 µg/L isoconcentration no longer includes the buildings of Regency Village.

The results of the January 2014 VI investigation at Avalon Watchung are discussed in detail in the 2014 Vapor Intrusion Investigation Report (dated May 30, 2014). The recommendations for additional VI sampling are summarized below.

Assessment of the sub-slab and indoor air data from Avalon Watchung indicates that the VI pathway is not complete at Building 7, and no further work is warranted at this location. Analytical results for sub-slab soil gas samples in Building 7 indicated that NJDEP residential SGSL were not exceeded for any analytes, including TCE. Since the residential SGSL was not exceeded for any of the analytes, the indoor air sample was not analyzed.

The analytical data for Avalon Watchung Buildings 3 and 6 indicated that additional sub-slab sampling events are needed to confirm that the concentrations of TCE in sub-slab soil gas beneath

these buildings are continuing to decline to levels less than the residential SGSL. Additional indoor air sampling may also be required.

Analytical results for sub-slab and indoor air samples collected in the Building 3 indicate that only chloroform and TCE concentrations exceeded their respective residential SGSL, but neither compound was detected in the indoor air samples. Chloroform is not related to the Site and is also listed as a common background indoor air source in the March 2013 guidance (NJDEP lists chloroform as a common household source generated from chlorinated water, i.e., showers). The absence of TCE in indoor air indicates that a complete VI pathway does not exist. Concentrations of TCE in sub-slab soil gas samples collected during the 2014 sampling event, the 2013 sampling event, and the February and December 2011 sampling events, however, exceeded the residential SGSL. Additional sub-slab sampling will be performed in 2015 to confirm that the concentrations of TCE in sub-slab soil gas are continuing to decline to levels less than the residential SGSL, as noted from the 2013 sampling event and the two previous sampling rounds in 2011. If sub-slab soil gas concentrations exceed the residential SGSL during the proposed 2015 event, an indoor air sample will be collected from the ground floor utility room for analysis.

Analytical results for sub-slab samples collected in Building 6 indicated that the TCE concentration in both the original sample and a field duplicate sample exceeded the residential SGSL. The results from the indoor air sample indicated no detections of TCE and only the reported concentration of 1,4-dichlorobenzene exceeded its IASL. The compound 1,4-dichlorobenzene is not a contaminant of concern for the former LEC facility and was not detected in the sub-slab soil gas sample, indicating that the pathway is incomplete and the concentration is likely due to background sources (NJDEP lists 1,4-dichlorobenzene as a common household source from moth balls, general insecticides, air deodorant and toilet disinfectant). The absence of TCE in indoor air indicates that a complete VI pathway does not exist. Concentrations of TCE in sub-slab soil gas samples collected during the 2014 sampling event, the 2013 sampling event, and the February 2011 sampling event, however, exceeded the SGSL. Additional sub-slab sampling will be performed in 2015 to confirm that the concentrations of TCE in sub-slab soil gas are continuing to decline to levels less than the residential SGSL, as noted from the previous sampling rounds in 2013 and February 2011. If sub-slab soil gas concentrations exceed the residential

SGSL during the proposed 2015 sampling event, an indoor air sample will be collected from the ground floor utility room for analysis.

It is worth noting there have been no exceedances of the IASL for TCE or its related breakdown compounds in any of the samples collected to date at the Avalon Watchung complex. This is significant considering that Avalon Watchung and the buildings sampled there are situated immediately downgradient from the former source area, representing the most likely worst-case-scenario location for potential vapor intrusion. Further, reported TCE concentrations in the shallow zone groundwater exceeded the 2 µg/L GWSL in only one well (2.8 µg/L in well MW-1S) during the March 2014 sampling event (as shown on Figures 6-7 and 7-4), but no reported TCE concentrations exceeded the 2 µg/L GWSL in the shallow zone groundwater samples collected during the September 2014 sampling event. This suggests that the vapor intrusion risk due to TCE-impacted groundwater at the Site is reducing with time.

As noted above, the TCE concentration in the groundwater sample collected from MW-1S in March 2014 (2.8 µg/L) exceeded the 2 µg/L GWSL. Based on discussions with the LSRP, the elevated TCE concentration reported in MW-1S in March 2014 was not considered to be a vapor concern based on the following lines of evidence:

- The groundwater analytical results for nearby shallow monitoring well MW-508S (located approximately 156 feet southeast of the private residence) indicated that TCE concentrations were below the 2 µg/L GWSL in March and September 2014 (Figures 6-7 and 6-10) and during the previous year (Tetra Tech, 2014b). The screen interval in well MW-508S (57.7-67.7 feet bgs) is approximately 100 feet shallower that the screen interval in well MW-1S (170-180 feet bgs), indicating that a clean water lens exists between the elevated concentrations in MW-1S and the private residence. Furthermore, the reported TCE concentration in MW-1S in September 2014 (1.3 µg/L) was below the GWSL (Table 6-5).
- The results from previous VI investigations at nearby Avalon Watchung Apartment Buildings 7 and 8 indicate no current VI concerns. The analytical results for sub-slab soil gas samples collected in January 2014 from Avalon Watchung Building 7, which is located within the 2 µg/L TCE contour line and the associated 100-foot buffer (Figure 7-4), indicate that the residential SGSL was not exceeded for any target chemical, and TCE was not detected. Given that the SGSL was not exceeded, the indoor air sample collected in Building 7 was not analyzed. In addition, no target chemical concentrations exceeded the residential SGSL in sub-slab soil gas samples collected from Building 7 in 2013. Based on these results, it was determined that no further VI investigation is warranted at Building 7

(Tetra Tech, 2013a). Similarly, sub-slab sampling conducted prior to 2013 at Building 8, which is adjacent to Building 7 and within the 100 foot buffer of the 2 µg/L TCE contour line, indicated no screening levels were exceeded.

- Monitoring well MW-1S is screened from 170-180 feet bgs and was vertically profiled during the initial December 2013 sampling event. As noted in Section 6, the analytical results indicated reported TCE concentrations of 0.84 µg/L in the top 5 feet of the screen interval and 2.8 µg/L in the bottom 5 feet of the screen interval. The reported TCE concentration in the upper portion of the screen interval was below the 2 µg/L GWSL, indicating that clean water exists above the zone of elevated TCE concentrations in the lower portion of the screen.

- Based on the vertical profiling results, all subsequent samples from MW-1S were collected using PDB samplers placed in the bottom 5 feet of the screen interval. Analytical results for the subsequent samples indicate TCE concentrations of 2.5 µg/L in January 2014, 2.8 µg/L in March 2014, and 1.3 µg/L in September 2014. Section 7.3.2 of the NJDEP Technical Guidance for the Attainment of Remediation Standards and Site-Specific Criteria (Version 1.0, September 24, 2012) provides for averaging of ground water analytical results to determine whether a vapor intrusion investigation is triggered. Using the analytical results for MW-1S to date, the average TCE concentration is 2.35 µg/L, which rounds down to 2 µg/L. The rounded concentration value does not exceed the GWSL for TCE.

Continued monitoring of MW-1S will be conducted as part of the long-term monitoring plan established in the NJDEP-approved Remedial Action Permit for groundwater at the Site. As discussed with the LSRP, vertical profiling of MW-1S will be conducted moving forward (i.e., 2 PDB samples per event) to monitor for potential changes in TCE concentrations in the upper and lower portions of the MW-1S screen interval. In the event that conditions change, this issue will be revisited.

8.0 References

American Society of Testing and Materials. Standard D5609-94: Standard Guide for Defining Boundary Conditions in Groundwater Flow Modeling.

Camp Dresser & McKee, Inc. (CDM), 2011. Vapor Intrusion Investigation Report, Former Lockheed Electronics Company Site, Boroughs of Watchung and North Plainfield, Somerset County, New Jersey. November 22, 2011.

CDM, 2011. Remedial Action Progress Report, Former Lockheed Electronics Company Site, Boroughs of Watchung and North Plainfield, Somerset County, New Jersey. December 30, 2011.

CDM Smith, 2012a. Vapor Intrusion Investigation Report Addendum, Former Lockheed Electronics Company Site, Boroughs of Watchung and North Plainfield, Somerset County, New Jersey. January 31, 2012.

CDM Smith, 2012b. Vapor Intrusion Investigation Data Submittal, Former Lockheed Electronics Company Site, Boroughs of Watchung and North Plainfield, Somerset County, New Jersey. April 10, 2012.

Dan Raviv Associates, 1994. Well Search, Lockheed Electronics Co., Inc., Watchung, New Jersey, ISRA Case No. 90038. January 14, 1994.

Environmental Management Group, Inc. and Sevee and Maher Engineers, Inc., 1999. Baseline Ecological Evaluation of Crab Brook, Lockheed Electronics Co., Inc., Borough of Watchung, Somerset County, New Jersey, ISRA Case #90038. February 1999.

Harbaugh, A.W., Banta, E.R., Hill, M.C., and McDonald, M.G., 2000. MODFLOW-2000, The U.S. Geological Survey Modular Ground-Water Model - User guide to modularization concepts and the ground-water flow process. U.S. Geological Survey Open-File Report 00-92, 121 p.

Lockheed Sanders, Inc., 1995. No Further Action Summary Report. Revised August 29, 1995.

McDonald, M.G., and A.W. Harbaugh, 1988. A Modular Three-Dimensional Finite Difference Groundwater Flow Model, U.S. Geological Survey TWRI, Book 6, Chapter A1.

McLaren, 1990a. ECRA Site Evaluation Submission (SES) for the Lockheed Electronics Company, Inc. January 12, 1990.

McLaren, 1990b. ECRA SES Addendum, Sampling Plan for the Lockheed Electronics Company, Inc. March 28, 1990.

McLaren, 1990c. Letter report to NJDEP. July 25, 1990

McLaren/Hart, 1992. Revised Supplemental Sampling Plan, ECRA Case No. 90038. March 6, 1992.

McLaren/Hart, 1993. Data Presentation Report for the Revised Supplemental Sampling Plan, ECRA Case No. 90038. March 1993.

Michalski, A. and Britton, R., 1997. The Role of Bedding Fractures in the Hydrogeology of Sedimentary Bedrock – Evidence from the Newark Basin, New Jersey. Ground Water. Vol. 35, No.2, pp. 318-327.

Monteverde, D. H. and Volkert, R.A., 2005. Bedrock Geologic Map of the Chatham Quadrangle, Morris, Somerset and Union Counties, New Jersey. New Jersey Geologic Survey Geologic Map Series GMS 04-2.

Sevee and Maher Engineers, Inc. (SME), 1993. Data Presentation Report for the Revised Supplemental Sampling Plan for Groundwater Investigation, Lockheed Electronics Co., Inc., Plainfield, New Jersey, ECRA Case No. 90038. January 1993.

SME, 1994. Soil Remedial Investigation Report, Lockheed Electronics Co., Inc., Watchung, New Jersey, ISRA Case No. 90038. May 1994.

SME, 1994. Remedial Action Report, Building 7 Soil Remediation, Lockheed Electronics Co., Inc., Watchung, New Jersey, ISRA Case No. 90038. August 1994.

SME, 1995. Remedial Investigation Report and Remedial Action Work Plan, Lockheed Electronics Co., Inc., Watchung, New Jersey, ISRA Case No. 90038. Vols. 1, II, and III. July 13, 1995.

SME, 1996. Remedial Action Report, Building 3 Clay Remediation (Fill/Till 1 and Silt/Clay), Lockheed Electronics Co., Inc., ISRA Case No. 90038. November 1, 1996.

SME, 1997a. Off-Site Ground Water Proposal, Lockheed Electronics Co., Inc., Watchung, New Jersey, ISRA Case No. 90038. June 10, 1997.

SME, 1997b. Building 2 Remedial Investigation/Remedial Action Report, Lockheed Electronics Co., Inc., ISRA Case #90038. July 21, 1997.

SME, 1998. Remedial Action Report, Building 3 Sand AOC, Lockheed Electronics Co., Inc., Watchung, New Jersey (ISRA Case No. 90038). February 25, 1998.

SME, 1999. Domestic Well Sampling Report, Lockheed Electronics Co., Inc., ISRA Case #90038. April 1999.

Tetra Tech, Inc., 2012a. Site-Wide Activities Work Plan, Former Lockheed Electronics Company Site, Boroughs of Watchung and North Plainfield, Somerset County, New Jersey. September 2012.

Tetra Tech, Inc., 2012b. Recovery Well RW-1 Packer Test Report, Former Lockheed Electronics Company Site, Boroughs of Watchung and North Plainfield, Somerset County, New Jersey. November 2012.

Tetra Tech, Inc., 2013a. 2013 Comprehensive Vapor Intrusion Investigation Report, Former Lockheed Electronics Company Site, Boroughs of Watchung and North Plainfield, Somerset County, New Jersey. June 11, 2013.

Tetra Tech, Inc., 2013b. Remedial Action Progress Report and Remedial Action Report Addendum, Former Lockheed Electronics Company Site, Boroughs of Watchung and North Plainfield, Somerset County, New Jersey. August 2013.

Tetra Tech, Inc., 2014a. 2014 Vapor Intrusion Investigation Report, Former Lockheed Electronics Company Site, Boroughs of Watchung and North Plainfield, Somerset County, New Jersey. May 30, 2014.

Tetra Tech, Inc., 2014b. 2013 Remedial Action Progress Report, Former Lockheed Electronics Company Site, Boroughs of Watchung and North Plainfield, Somerset County, New Jersey. July 9, 2014.

TRC Companies, Inc. (TRC), 2000. Revised Remedial Action Workplan, Former Lockheed Electronics Company Site, Route 22 West, Watchung, Somerset County, New Jersey, ISRA Case No. 90038. March 2000.

TRC, 2004a. Remedial Investigation Addendum Report, Former Lockheed Electronics Company Site, 1501 Route 22 West, Watchung, New Jersey, ISRA Case No. 90038. June 2004.

TRC, 2004b. Remedial Action Report with Quarterly Groundwater Sampling Results, Former Lockheed Electronics Company Site, Route 22 West, Watchung, Somerset County, New Jersey, ISRA Case No. 90038. June 2004.

TRC, 2005. Remedial Action Progress Report, Former Lockheed Electronics Company Site, 1501 Route 22 West, Watchung, New Jersey, ISRA Case No. 90038. October 2005.

TRC, 2009. Remedial Action Progress Report, Former Lockheed Electronics Company, Watchung, New Jersey. August 2009.

TRC, 2010. Revised Vapor Intrusion Investigation Workplan, Former Lockheed Electronics Company, Watchung, New Jersey. August 2010.

Tyree Environmental Corporation, 2009. Remedial Action Report, Getty Properties Corp., Former Getty Service Station #56882. September 2009.

TABLES

TABLE 2-1
AOC Summary List
Former LEC Site - Watchung and North Plainfield, NJ

AOC ID	AOC Description	NFA Date
1A	Former Septic System; South of Building 1	1/21/1992
1B	10,000 Gallon #4 Fuel Oil UST South of Building 1	6/28/1991
1C	250 Gallon Ammonia AST North of Building 1	10/24/1990
1D	3 Electric Transformers on pad; North of Building 1	1/21/1992
1E	Storage Shed North of Building 1	10/24/1990
1F	Cooling Tower North of Building 1	6/28/1991
1G	French Drain System North of Building 1	6/28/1991
1H	Building 1 Boiler Room Sump	1/21/1992
1I	Photo Lab; Floor Stains; Spills	6/28/1991
1J	Reproduction Lab Floor Stains	10/24/1990
1K	Building 1A (Production Well)	1/27/1994
2A	10,000 Gallon #4 Fuel Oil UST North of Building 2	6/28/1991
2B	Staining; Loading Dock; Transformer Area; North of Building 2	6/28/1991
2C	Paint Shed North of building 2	1/27/1994
2D	Former Drum Storage Area; North of Building 2	6/28/1991
2E	Freon Dispenser; Interior of Building 2	10/24/1990
2F	Boiler Room Floor Drain	1/27/1994
2FR	Boiler Room Floor Drain - Fuel Oil	7/22/1998
2G	Building 2; Conference Room; Former Chemical Process Area	1/21/1992
2H	Cafeteria; Former Chemical Storage	1/21/1992
3A	10,000 Gallon #4 Fuel Oil UST; North Side of Building 3	6/28/1991
3B	1,000 Gallon #4 Fuel Oil AST; North Side of Building 3	10/24/1990
3C	6 Electrical Transformers on Pad; North Side of Building 3	1/27/1994
3D	Drop Hammer Pit; Building 3 Interior	4/18/1997
3E	Hydraulic Fluid Leak; Northeast Corner of Building 3	1/27/1994
3F	Welding shop; Interior Building 3B	1/27/1994
3G	Stained Pavement; Northwest Corner Building 3B; Former Drum Storage	1/27/1994
3H	Stained Area; Northeast Side of Building 3 B (MW-10 Area)	1/27/1994
3I	Floor Staining; Interior Building 3B	1/27/1994
3J	Building 3C Bay Door Entrance; North of Building 3C	1/21/1992
3K	Building 3; Chiller Tower	1/21/1992
3L	Building 3; Paint Can Storage	1/27/1994
3M	Building 3; Possible TCE Storage Area	1/27/1994
3N	Building 3 Clay (Fill/Till 1 and Silt/Clay)	4/18/1997
3O	Building 3 Sand	7/22/1998
4A	Loading Dock; Southwest of Building 4	1/27/1994
4B	French Drain System; North and West Sides of Building 4	6/28/1991
4C	Cooling Tower; North of Building 4	1/27/1994
4D	Boiler Room; Building 4 Interior	1/21/1992
4E	Air Conditioning Room; Building 4	10/24/1990
5	Maintenance shop Sink Outfall; Building 5	1/27/1994
6	Building 6	10/24/1990
7A	500 Gallon 1,1,1 TCA UST	6/28/1991
7B	500 Gallon Kerosene AST; Enclosed in Concrete	10/24/1990
7C	250 Gallon Ammonia AST; West of Building 7	10/24/1990
7D	2 - 20,000 Gallon #2 Fuel Oil ASTs	6/28/1991
7E	Loading Dock; West Side of Building 7	1/21/1992
7F	500 Gallon Acid Waste UST; Northeast corner of Building 7	1/27/1994

TABLE 2-1
AOC Summary List
Former LEC Site - Watchung and North Plainfield, NJ

AOC ID	AOC Description	NFA Date
7G	1,000 Gallon Acid Waste UST; North of Building 7	1/27/1994
7H	Electrical Substation; North of Building 7	1/27/1994
7I	3,000 Gallon Unleaded Gasoline UST; East of Building 7	1/27/1994
7J	1,000 Gallon Unutilized UST; East of Building 7 (Never Filled)	6/28/1991
7K	Storage Shed; North of Building 7	1/27/1994
7L	Parking Lot Chip Bin; Northwest Corner of Building 7	1/27/1994
7M	Compressor Room; Interior Building 7	6/28/1991
7N	Acid Waste System/Chromium AST; Building; Interior Building 7	1/27/1994
7O	Microelectronic Plating Area; Interior Building 7	10/24/1990
7P	Print Shop; Solvent Storage; Interior Building 7	1/21/1992
7Q	Penetrant Dye Area; Interior Building 7	1/27/1994
7R	Flow Solder Area; Interior Building 7	1/27/1994
7S	Microelectronic Inudstrial Waste Treatment Sump; Interior Building 7	1/21/1992
7T	Model Shop Area; Interior Building 7	1/27/1994
7U	Office Waste Incinerator; Interior Building 7	1/27/1994
7V	Machine Shop; Interior Building 7	1/21/1992
7W	Industrial Waste Treatment Plant; Interior Building 7	1/27/1994
7X	Printed Circuit Plating Room; Interior Building 7	1/27/1994
7XX	Bluilding 7A Surface Soils (Asphalt/BN Issue)	1/27/1994
7Y	10,000 Gallon Unlined Paint Stripping Waste Sump; Paint Room	1/27/1994
7Z	General Plating Room; Interior Building 7	1/27/1994
8A	Septic Tank; Southwest of Building 8	1/21/1992
8B	Oil/Cleaning Drums; North of Building 8	1/21/1992
8C	Grease Pit; Former Hot Dog Restaurant	10/24/1990
9A	Building 9	10/24/1990
10A	Exterior drain; Diked Pad Solvent Storage; Building 10	1/27/1994
10B	Sumps; Interior Building 10	1/27/1994
10C	Drum Storage; Building 10	1/27/1994
11A	Inactive Septic System; East of Building 11	1/21/1992
12A	Septic System/Leach Field; East of Building 12	1/21/1992
12B	Concrete Transformer Pad; Building 12, 12A, 12B	1/21/1992
12C	Unknown Septic System	1/21/1992
13A	Building 13	10/24/1990
14	Drywell; Building 2	1/21/1992
15	Maintenance Shop Sink; Building 5	1/27/1994
16	Floor Drains; Building 7	1/27/1994
17	Soil Gas Survey	1/27/1994
18	Aerial Photo; North of Building 2/3	11/14/1994
19	Aerial Photo; Spill; Drainage Ditch North of Building 3	1/27/1994
20	Aerial Photo; Staining North of Building 4	1/21/1992
21	Aerial Photo; Staining Adjacent to Loading Dock West of Building 7	1/27/1994
22	Aerial Photo; Fill Area; East of Gray Street	1/27/1994
23	Aerial Photo; Solid Waste Dump; Near Building 7	10/24/1990
24	Cleanup Plan	1/27/1994
25	Drawings, Plates, Figures, Etc.	1/27/1994
26	On-Site Groundwater	Ongoing
27	Off-site Groundwater	Ongoing

TABLE 3-1
Monitoring Well Construction Details
Former LEC Site - Watchung and North Plainfield, NJ

Wells Screening Shallow Zone (From Water Table to 50 Feet Above Mean Sea Level)

Well Designation	Permit Number	Date Installed	Measuring Point Elevation (ft.msl)	Type/Diameter	Depth (feet)	Approximate Screened Interval (feet below surface)	Approximate Screened Interval Elevation (ft.msl)
MW-501S	25-43364	7/6/1993	120.47	PVC/2	18	8 to 18	113 to 103
MW-502S	25-43366	6/29/1993	102.53	PVC/2	18	8 to 18	96 to 86
MW-503S	25-43368	6/22/1993	108.91	PVC/2	23.7	8.7 to 23.7	102 to 87
MW-504S	25-43520	7/15/1993	110.65	PVC/2	19.5	6.5 to 19.5	106 to 93
MW-505S	25-43522	7/20/1993	106.55	PVC/2	19.7	9.7 to 19.7	94 to 84
MW-506S	25-43517	7/21/1993	120.96	PVC/2	24.6	14.6 to 24.6	107 to 97
MW-507S	25-43516	9/17/1993	175.17	PVC/2	59.7	49.7 to 59.7	127 to 117
MW-508S	25-43524	7/27/1993	185.85	PVC/2	67.7	57.7 to 67.7	129 to 119
MW-509B *	25-43826	9/23/1993	230.77	PVC/2	86	76 to 86	155 to 145
MW-510B *	25-43823	9/8/1993	182.17	PVC/2	72	62 to 72	120 to 110
MW-531S	25-47891	10/21/1995	137.19	PVC/2	48	38 to 48	100 to 90
MW-532S	25-47893	10/20/1995	183.65	PVC/2	102.7	93 to 103	92 to 82
MW-542C *	25-54836	8/16/1999	99.57	PVC/2	33	13 to 33	87 to 67
MW-544S	25-54779	10/13/1999	84.30	PVC/2	23	3 to 23	83 to 63
MW-545S	25-54786	10/9/1999	84.67	PVC/2	35	15 to 35	71 to 51
MW-546S	25-55005	10/19/1999	106.93	PVC/2	32	12 to 32	96 to 76
MW-547S	25-54780	10/11/1999	97.06	PVC/2	22	2 to 22	96 to 76
MW-549S	25-60735	10/31/2002	178.14	PVC/2	110	90 to 110	90 to 70
MW-549C *	25-60739	10/31/2002	179.41	PVC/2	70	50 to 70	129 to 109
MW-550S	25-60738	10/31/2002	130.70	PVC/2	50	30 to 50	102 to 82
PZ-521S	25-45029	5/26/1994	98.44	PVC/2	15.2	5.2 to 15.2	95 to 85
PZ-522S	25-45020	6/4/1994	92.48	PVC/2	17.7	7.7 to 17.7	86 to 76
PZ-523C *	25-45023	6/29/1994	93.91	PVC/2	13.5	5.5 to 13.5	88 to 80
PZ-524S	25-45026	7/18/1994	66.71	PVC/2	14.7	4.7 to 14.7	63 to 53
MW-1 S	E201313296	10/3/2013	191.92	PVC/2	180	170 to 180	22 to 12

Wells Screening Intermediate Zone (From 50 Feet Above Mean Sea Level to 50 Feet Below Sea Level)

Well Designation	Permit Number	Date Installed	Measuring Point Elevation (ft.msl)	Type/Diameter	Depth (feet)	Approximate Screened Interval (feet below surface)	Approximate Screened Interval Elevation (ft.msl)
MW-501I	25-43363	7/7/1993	120.35	PVC/2	74.5	64.5 to 74.5	56 to 46
MW-502I	25-43365	7/8/1993	102.60	PVC/2	74.7	64.7 to 74.7	39 to 29
MW-503I	25-43367	6/30/1993	108.69	PVC/2	71.5	61.5 to 71.5	49 to 39
MW-504I	25-43521	7/15/1993	110.99	PVC/2	76	66 to 76	46 to 36
MW-505I	25-43523	7/20/1993	107.00	PVC/2	75	65 to 75	39 to 29
MW-506I	25-43518	7/22/1993	119.99	PVC/2	99	89 to 99	34 to 24
MW-507I	25-43821	10/5/1993	175.02	PVC/4	152	142 to 152	35 to 25
MW-510A *	25-43824	9/14/1993	182.22	PVC/4	203	193 to 203	-11 to -21
MW-531I	25-47890	10/12/1995	137.04	PVC/2	142	132 to 142	6 to -4
MW-542B *	25-54835	8/20/1999	99.71	PVC/2	100	80 to 100	20 to 0
MW-544I	25-54778	8/23/1999	84.65	PVC/2	100	80 to 100	6 to -14
MW-545I	25-54785	10/12/1999	84.48	PVC/2	93	73 to 93	13 to -7
MW-546I	25-55004	10/20/1999	105.90	PVC/2	100	80 to 100	27 to 7
MW-547I	25-54781	10/13/1999	96.96	PVC/2	100	80 to 100	18 to -2
MW-549I	25-60736	10/31/2002	177.80	PVC/2	210	190 to 210	-11 to -31
MW-550I	25-60737	10/31/2002	131.04	PVC/2	100	80 to 100	53 to 33
PZ-521I	25-45028	5/20/1994	98.67	PVC/2	102.6	92.6 to 102.6	7 to -3
PZ-522I	25-45019	6/16/1994	92.57	PVC/2	101	91 to 101	3 to -7
PZ-523I	25-45022	6/21/1994	92.42	PVC/2	102	92 to 102	2 to -8
PZ-524I	25-45025	7/14/1994	66.85	PVC/2	97.7	87.7 to 97.7	-20 to -30
MW-1 I	E201313297	10/25/2013	192.13	PVC/2	255	245 to 255	-52 to -62
MW-2 I	E201313299	10/25/2013	97.05	PVC/2	98	88 to 98	9 to -1

Wells Screening Deep Zone (Deeper Than 50 Feet Below Sea Level)

Well Designation	Permit Number	Date Installed	Measuring Point Elevation (ft.msl)	Type/Diameter	Depth (feet)	Approximate Screened Interval (feet below surface)	Approximate Screened Interval Elevation (ft.msl)
MW-508D	25-43525	10/1/1993	185.52	PVC/4	262.7	252.7 to 262.7	-66 to -76
MW-509A *	25-43825	9/28/1993	231.30	PVC/4	425	423 to 425	-192 to -194
MW-532D	25-47892	10/18/1995	184.79	PVC/2	263	253 to 263	-66 to -76
MW-542A *	25-54834	8/23/1999	99.65	PVC/2	200	180 to 200	-80 to -100
MW-544D	25-54777	10/15/1999	84.18	PVC/2	200	180 to 200	-94 to -114
MW-545D	25-54784	10/6/1999	84.23	PVC/2	200	180 to 200	-94 to -114
MW-546D	25-55003	10/21/1999	105.38	PVC/2	200	180 to 200	-73 to -93
MW-547D	25-54782	10/15/1999	96.80	PVC/2	200	180 to 200	-82 to -102
PZ-522D	25-45018	6/9/1994	92.60	PVC/2	197.7	187.7 to 197.7	-94 to -104
PZ-523A *	25-45021	6/28/1994	94.13	PVC/2	197.7	187.7 to 197.7	-94 to -104
PZ-524D	25-45024	7/11/1994	67.04	PVC/2	195.7	185.7 to 195.7	-118 to -128
MW-2 D	E201313300	10/25/2013	97.33	PVC/2	198	188 to 198	-91 to -101
MW-3 D	E201313298	11/11/2013	227.52	PVC/2	350	335 to 350	-107 to -122

ft.msl = Feet Above Mean Sea Level
N/A = Not Available
* = Well Has Been Buried or Destroyed

Table 3-2
Summary of Packer Testing Data
Former Lockheed Electronics Corporation Site
Boroughs of Watchung and North Plainfield, New Jersey

Well	Packer Test Interval (ft bgs)	Approximate Water Yield (gpm)	TCE Concentration (µg/l)
MW-1I	172-182	1.65	3
	217.5-227.5	1.7	3.6
	242-252	1.3	68
	258-268	0.35	59
	269-279	0.34	26
	279-290	0.28	12
MW-2D	88-98	1	0.302 U
	138.5-148.5	0.57	0.302 U
	174-189	0.76	0.302 U
	189-198	0.6	0.302 U
MW-3D	288-313	6.4	1.5
	330-355	3.45	2.7
	394-419	0.85	0.24 J
	477-502	4.8	0.17 U

J - Result is less than the reporting limit but greater than or equal to the Method Detection Limit and the concentration is an approximate value

U - Not detected at the method detection limit (MDL)

gpm - gallons per minute

ft bgs - feet below ground surface

Table 3-3
Summary of VOC Analytical Results for Packer Test Samples
Former Lockheed Electronics Company Site
Boroughs of Watchung and North Plainfield, NJ

Sample ID	NJ Higher of PQLs and GW Quality Criteria (ug/L)	MW-1I (172-182)	MW-1I (217.5-227.5)	MW-1I (242-252)	MW-1I (258-268)	MW-1I (258-268) (DUP-01)	MW-1I (269-279)	MW-1I (279+)	MW-2D (88-98)	MW-2D (138.5-148.5)	MW-2D (174-189)	MW-2D (174-189) (DUP-02)	MW-2D (189+)	MW-3D (288-313)	MW-3D (288-313) (DUP-01)
Sampling Date		9/26/2013	9/26/2013	9/26/2013	9/27/2013	9/27/2013	9/27/2013	9/27/2013	10/02/2013	10/02/2013	10/03/2013	10/03/2013	10/03/2013	10/29/2013	10/29/2013
Lab Sample Number		L1319260-01	L1319260-02	L1319260-03	L1319260-04	L1319260-07	L1319260-05	L1319260-09	09803-001	09803-002	09803-003	09803-006	09803-007	L1321948-01	L1321948-03
Matrix		ug/L	ug/L	ug/L	ug/L	ug/L	ug/L	ug/L	ug/L	ug/L	ug/L	ug/L	ug/L	ug/L	ug/L
Volatile Organic Compounds															
1,1,1-Trichloroethane	30	0.7 U	0.7 U	0.7 U	0.7 U	0.7 U	0.7 U	0.7 U	0.338 U	0.338 U	0.338 U	0.338 U	0.338 U	0.7 U	0.7 U
1,1,2,2-Tetrachloroethane	1	0.14 U	0.14 U	0.14 U	0.14 U	0.14 U	0.14 U	0.14 U	0.296 U	0.296 U	0.296 U	0.296 U	0.296 U	0.14 U	0.14 U
1,1,2-Trichloro-1,2,2-Trifluoroethane	NS	0.77 J	0.78 J	0.83 J	0.7 U	0.7 U	0.7 U	0.7 U	0.370 U	0.370 U	0.370 U	0.370 U	0.370 U	0.7 U	0.7 U
1,1,2-Trichloroethane	3	0.5 U	0.5 U	0.5 U	0.5 U	0.5 U	0.5 U	0.5 U	0.251 U	0.251 U	0.251 U	0.251 U	0.251 U	0.5 U	0.5 U
1,1-Dichloroethane	50	0.7 U	0.7 U	0.7 U	0.7 U	0.7 U	0.7 U	0.7 U	0.214 U	0.214 U	0.214 U	0.214 U	0.214 U	0.7 U	0.7 U
1,1-Dichloroethene	1	0.14 U	0.14 U	0.14 U	0.14 U	0.14 U	0.14 U	0.14 U	0.457 U	0.457 U	0.457 U	0.457 U	0.457 U	0.14 U	0.14 U
1,2,3-Trichlorobenzene	NS	0.7 U	0.7 U	0.7 U	0.7 U	0.7 U	0.7 U	0.7 U	0.217 U	0.217 U	0.217 U	0.217 U	0.217 U	0.7 U	0.7 U
1,2,4-Trichlorobenzene	9	0.7 U	0.7 U	0.7 U	0.7 U	0.7 U	0.7 U	0.7 U	0.366 U	0.366 U	0.366 U	0.366 U	0.366 U	0.7 U	0.7 U
1,2-Dibromo-3-chloropropane	0.02	0.7 U	0.7 U	0.7 U	0.7 U	0.7 U	0.7 U	0.7 U	0.303 U	0.303 U	0.303 U	0.303 U	0.303 U	0.7 U	0.7 U
1,2-Dibromoethane	0.03	0.65 U	0.65 U	0.65 U	0.65 U	0.65 U	0.65 U	0.65 U	0.271 U	0.271 U	0.271 U	0.271 U	0.271 U	0.65 U	0.65 U
1,2-Dichlorobenzene	600	0.7 U	0.7 U	0.7 U	0.7 U	0.7 U	0.7 U	0.7 U	0.255 U	0.255 U	0.255 U	0.255 U	0.255 U	0.7 U	0.7 U
1,2-Dichloroethane	2	0.13 U	0.13 U	0.13 U	0.13 U	0.13 U	0.13 U	0.13 U	0.236 U	0.236 U	0.236 U	0.236 U	0.236 U	0.13 U	0.13 U
1,2-Dichloropropane	1	0.13 U	0.13 U	0.13 U	0.13 U	0.13 U	0.13 U	0.13 U	0.226 U	0.226 U	0.226 U	0.226 U	0.226 U	0.13 U	0.13 U
1,3-Dichlorobenzene	600	0.7 U	0.7 U	0.7 U	0.7 U	0.7 U	0.7 U	0.7 U	0.254 U	0.254 U	0.254 U	0.254 U	0.254 U	0.7 U	0.7 U
1,3-Dichloropropene, Total	1	0.14 U	0.14 U	0.14 U	0.14 U	0.14 U	0.14 U	0.14 U	0.240 U	0.240 U	0.240 U	0.240 U	0.240 U	0.14 U	0.14 U
1,4-Dichlorobenzene	75	0.7 U	0.7 U	0.7 U	0.7 U	0.7 U	0.7 U	0.7 U	0.328 U	0.328 U	0.328 U	0.328 U	0.328 U	0.7 U	0.7 U
1,4-Dioxane	10	41 U	41 U	41 U	41 U	41 U	41 U	41 U	37.0 U	37.0 U	37.0 U	37.0 U	37.0 U	41 U	41 U
2-Butanone	300	1 U	1 U	1 U	1 U	1 U	1 U	1 U	0.372 U	0.372 U	0.372 U	0.372 U	0.372 U	1 U	1 U
2-Hexanone	300	1 U	1 U	1 U	1 U	1 U	1 U	1 U	0.357 U	0.357 U	0.357 U	0.357 U	0.357 U	1 U	1 U
4-Methyl-2-pentanone	NS	1 U	1 U	1 U	1 U	1 U	1 U	1 U	0.369 U	0.369 U	0.369 U	0.369 U	0.369 U	1 U	1 U
Acetone	6000	1 U	1 U	1 U	2.9 J	1 U	2.1 J	1 U	1.33 U	1.33 U	1.33 U	1.33 U	1.33 U	1 U	1 U
Benzene	1	0.16 U	0.16 U	0.16 U	0.16 U	0.16 U	0.16 U	0.16 U	0.222 U	0.222 U	0.222 U	0.222 U	0.222 U	0.16 U	0.16 U
Bromochloromethane	NS	0.7 U	0.7 U	0.7 U	0.7 U	0.7 U	0.7 U	0.7 U	0.406 U	0.406 U	0.406 U	0.406 U	0.406 U	0.7 U	0.7 U
Bromodichloromethane	1	0.19 U	0.19 U	0.19 U	0.19 U	0.19 U	0.19 U	0.19 U	0.237 U	0.237 U	0.237 U	0.237 U	0.237 U	0.19 U	0.19 U
Bromoform	4	0.65 U	0.65 U	0.65 U	0.65 U	0.65 U	0.65 U	0.65 U	0.268 U	0.268 U	0.268 U	0.268 U	0.268 U	0.65 U	0.65 U
Bromomethane	10	0.7 U	0.7 U	0.7 U	0.7 U	0.7 U	0.7 U	0.7 U	0.442 U	0.442 U	0.442 U	0.442 U	0.442 U	0.7 U	0.7 U
Carbon disulfide	700	1 U	1 U	1 U	1 U	1 U	1 U	1 U	0.315 U	0.315 U	0.315 U	0.315 U	0.315 U	1 U	1 U
Carbon tetrachloride	1	0.13 U	0.13 U	0.13 U	0.13 U	0.13 U	0.13 U	0.13 U	0.330 U	0.330 U	0.330 U	0.330 U	0.330 U	0.13 U	0.13 U
Chlorobenzene	50	0.7 U	0.7 U	0.7 U	0.7 U	0.7 U	0.7 U	0.7 U	0.221 U	0.221 U	0.364 J	0.341 J	0.421 J	0.7 U	0.7 U
Chloroethane	5	0.7 U	0.7 U	0.7 U	0.7 U	0.7 U	0.7 U	0.7 U	0.403 U	0.403 U	0.403 U	0.403 U	0.403 U	0.7 U	0.7 U
Chloroform	70	2.6	2.6	2 J	1.8 J	1.8 J	2.2 J	2.4 J	0.988 J	0.941 J	0.284 U	0.284 U	0.284 U	1.2 J	1.2 J
Chloromethane	NS	0.7 U	0.7 U	0.7 U	0.7 U	0.7 U	0.7 U	0.7 U	0.273 U	0.273 U	0.273 U	0.273 U	0.273 U	0.7 U	0.7 U
cis-1,2-Dichloroethene	70	0.7 U	0.7 U	0.7 U	0.7 U	0.7 U	0.7 U	0.7 U	0.311 U	0.311 U	0.311 U	0.311 U	0.311 U	0.7 U	0.7 U
cis-1,3-Dichloropropene	1	0.14 U	0.14 U	0.14 U	0.14 U	0.14 U	0.14 U	0.14 U	0.202 U	0.202 U	0.202 U	0.202 U	0.202 U	0.14 U	0.14 U
Cyclohexane	NS	0.7 U	0.7 U	0.7 U	0.7 U	0.7 U	0.7 U	0.7 U	0.300 U	0.300 U	0.300 U	0.300 U	0.300 U	0.7 U	0.7 U
Dibromochloromethane	1	0.15 U	0.15 U	0.15 U	0.15 U	0.15 U	0.15 U	0.15 U	0.274 U	0.274 U	0.274 U	0.274 U	0.274 U	0.15 U	0.15 U
Dichlorodifluoromethane	1000	1 U	1 U	1 U	1 U	1 U	1 U	1 U	0.387 U	0.387 U	0.387 U	0.387 U	0.387 U	1 U	1 U
Ethylbenzene	700	0.7 U	0.7 U	0.7 U	0.7 U	0.7 U	0.7 U	0.7 U	0.300 U	0.300 U	0.300 U	0.300 U	0.300 U	0.7 U	0.7 U
Isopropylbenzene	700	0.7 U	0.7 U	0.7 U	0.7 U	0.7 U	0.7 U	0.7 U	0.347 U	0.347 U	0.347 U	0.347 U	0.347 U	0.7 U	0.7 U
Methyl Acetate	7000	0.65 U	0.65 U	0.65 U	0.65 U	0.65 U	0.65 U	0.65 U	0.250 U	0.250 U	0.250 U	0.250 U	0.250 U	0.65 U	0.65 U
Methyl cyclohexane	NS	0.29 U	0.29 U	0.29 U	0.29 U	0.29 U	0.29 U	0.29 U	NA	NA	NA	NA	NA	0.29 U	0.29 U
Methyl tert butyl ether	70	0.7 U	0.7 U	0.7 U	0.7 U	0.7 U	0.7 U	0.7 U	0.191 U	0.191 U	0.191 U	0.191 U	0.191 U	0.7 U	0.7 U
Methylcyclohexane	NS	NA	NA	NA	NA	NA	NA	NA	0.320 U	0.320 U	0.320 U	0.320 U	0.320 U	NA	NA
Methylene chloride	3	0.7 U	0.7 U	0.7 U	0.7 U	0.7 U	0.7 U	0.7 U	1.98 U	1.98 U	1.98 U	1.98 U	1.98 U	0.7 U	0.7 U
o-Xylene	NS	0.7 U	0.7 U	0.7 U	0.7 U	0.7 U	0.7 U	0.7 U	NA	NA	NA	NA	NA U	0.7 U	0.7 U
p/m-Xylene	NS	0.7 U	0.7 U	0.7 U	0.7 U	0.7 U	0.7 U	0.7 U	NA	NA	NA	NA	NA U	0.7 U	0.7 U
Styrene	100	0.7 U	0.7 U	0.7 U	0.7 U	0.7 U	0.7 U	0.7 U	0.318 U	0.318 U	0.318 U	0.318 U	0.318	0.7 U	0.7 U
Tetrachloroethene	1	0.18 U	0.18 U	0.18 U	0.18 U	0.18 U	0.18 U	0.18 U	0.432 J	0.377 U	0.377 U	0.377 U	0.377 U	0.18 U	0.18 U
Toluene	600	0.7 U	0.7 U	0.7 U	5.8	5.7	5.3	3.3	1.32	0.993 J	2.60	2.52	3.29 U	2.8	2.7
trans-1,2-Dichloroethene	100	0.7 U	0.7 U	0.7 U	0.7 U	0.7 U	0.7 U	0.7 U	0.297 U	0.297 U	0.297 U	0.297 U	0.297 U	0.7 U	0.7 U
trans-1,3-Dichloropropene	1	0.16 U	0.16 U	0.16 U	0.16 U	0.16 U	0.16 U	0.16 U	0.238 U	0.238 U	0.238 U	0.238 U	0.238 U	0.16 U	0.16 U
Trichloroethene	1	**3**	**3.6**	**68**	**59**	**59**	**26**	**12**	0.302 U	0.302 U	0.302 U	0.302 U	0.302 U	**1.5**	**1.5**
Trichlorofluoromethane	2000	0.7 U	0.7 U	0.7 U	0.7 U	0.7 U	0.7 U	0.7 U	0.897 U	0.897 U	0.897 U	0.897 U	0.897 J	0.7 U	0.7 U
Vinyl chloride	1	0.33 U	0.33 U	0.33 U	0.33 U	0.33 U	0.33 U	0.33 U	0.231 U	0.231 U	0.231 U	0.231 U	0.231	0.33 U	0.33 U
Xylene (Total)	1000	0.7 U	0.7 U	0.7 U	0.7 U	0.7 U	0.7 U	0.7 U	0.720 U	0.720 U	0.720 U	0.720 U	0.720 U	0.7 U	0.7 U
TOTAL VO's:		6.37 J	6.98 J	70.83 J	69.5 J	66.5 J	35.6 J	17.7 J	2.74 J	1.93 J	2.96 J	2.86 J	3.71 J	5.5 J	5.4 J
TOTAL TIC's:		None	None	None	None	None	None	None	None	None	None	None	None	None	None

NA - Not Analyzed
NS - Not Specified
U - The compound was not detected at the indicated concentration.
J - Result is less than the reporting limit but greater than or equal to the Method Detection Limit and the concentration is an approximate value.

Table 3-3
Summary of VOC Analytical Results for Packer Test Samples
Former Lockheed Electronics Company Site
Boroughs of Watchung and North Plainfield, NJ

Sample ID Sampling Date Lab Sample Number Matrix	NJ Higher of PQLs and GW Quality Criteria (ug/L)	MW-3D (330-355) 10/29/2013 L1321948-02 ug/L	MW-3D (394-419) 10/30/2013 L1321948-04 ug/L	MW-3D (477-502) 10/30/2013 L1321948-05 ug/L	FB-100313 10/03/2013 09803-004 ug/L	TB-100213 10/02/2013 09803-005 ug/L	FB-092713 9/27/2013 L1319260-06 ug/L	TB-092613 9/26/2013 L1319260-08 ug/L	FB-103013 10/30/2013 L1321948-06 ug/L	TB-103013 10/29/2013 L1321948-07 ug/L
Volatile Organic Compounds										
1,1,1-Trichloroethane	30	0.7 U	0.7 U	0.7 U	0.338 U	0.338 U	0.7 U	0.7 U	0.7 U	0.7 U
1,1,2,2-Tetrachloroethane	1	0.14 U	0.14 U	0.14 U	0.296 U	0.296 U	0.14 U	0.14 U	0.14 U	0.14 U
1,1,2-Trichloro-1,2,2-Trifluoroethane	NS	0.7 U	0.7 U	0.7 U	0.370 U	0.370 U	0.7 U	0.7 U	0.7 U	0.7 U
1,1,2-Trichloroethane	3	0.5 U	0.5 U	0.5 U	0.251 U	0.251 U	0.5 U	0.5 U	0.5 U	0.5 U
1,1-Dichloroethane	50	0.7 U	0.7 U	0.7 U	0.214 U	0.214 U	0.7 U	0.7 U	0.7 U	0.7 U
1,1-Dichloroethene	1	0.14 U	0.14 U	0.14 U	0.457 U	0.457 U	0.14 U	0.14 U	0.14 U	0.14 U
1,2,3-Trichlorobenzene	NS	0.7 U	0.7 U	0.7 U	0.217 U	0.217 U	0.7 U	0.7 U	0.7 U	0.7 U
1,2,4-Trichlorobenzene	9	0.7 U	0.7 U	0.7 U	0.366 U	0.366 U	0.7 U	0.7 U	0.7 U	0.7 U
1,2-Dibromo-3-chloropropane	0.02	0.7 U	0.7 U	0.7 U	0.303 U	0.303 U	0.7 U	0.7 U	0.7 U	0.7 U
1,2-Dibromoethane	0.03	0.65 U	0.65 U	0.65 U	0.271 U	0.271 U	0.65 U	0.65 U	0.65 U	0.65 U
1,2-Dichlorobenzene	600	0.7 U	0.7 U	0.7 U	0.255 U	0.255 U	0.7 U	0.7 U	0.7 U	0.7 U
1,2-Dichloroethane	2	0.13 U	0.13 U	0.13 U	0.236 U	0.236 U	0.13 U	0.13 U	0.13 U	0.13 U
1,2-Dichloropropane	1	0.13 U	0.13 U	0.13 U	0.226 U	0.226 U	0.13 U	0.13 U	0.13 U	0.13 U
1,3-Dichlorobenzene	600	0.7 U	0.7 U	0.7 U	0.254 U	0.254 U	0.7 U	0.7 U	0.7 U	0.7 U
1,3-Dichloropropene, Total	1	0.14 U	0.14 U	0.14 U	0.240 U	0.240 U	0.14 U	0.14 U	0.14 U	0.14 U
1,4-Dichlorobenzene	75	0.7 U	0.7 U	0.7 U	0.328 U	0.328 U	0.7 U	0.7 U	0.7 U	0.7 U
1,4-Dioxane	10	41 U	41 U	41 U	37.0 U	37.0 U	41 U	41 U	41 U	41 U
2-Butanone	300	1 U	1 U	1 U	0.372 U	0.372 U	1 U	1 U	1 U	1 U
2-Hexanone	300	1 U	1 U	1 U	0.357 U	0.357 U	1 U	1 U	1 U	1 U
4-Methyl-2-pentanone	NS	1 U	1 U	1 U	0.369 U	0.369 U	1 U	1 U	1 U	1 U
Acetone	6000	1 U	1 J	1 U	1.33 U	1.33 U	2.2 J	2.7 J	1 U	1.2 J
Benzene	1	0.16 U	0.16 U	0.16 U	0.222 U	0.222 U	0.16 U	0.16 U	0.16 U	0.16 U
Bromochloromethane	NS	0.7 U	0.7 U	0.7 U	0.406 U	0.406 U	0.7 U	0.7 U	0.7 U	0.7 U
Bromodichloromethane	1	0.19 U	**2.2**	0.19 U	0.237 U	0.237 U	0.19 U	0.19 U	0.19 U	0.19 U
Bromoform	4	0.65 U	0.65 U	0.65 U	0.268 U	0.268 U	0.65 U	0.65 U	0.65 U	0.65 U
Bromomethane	10	0.7 U	0.7 U	0.7 U	0.442 U	0.442 U	0.7 U	0.7 U	0.7 U	0.7 U
Carbon disulfide	700	1 U	1 U	1 U	0.315 U	0.315 U	1 U	1 U	1 U	1 U
Carbon tetrachloride	1	0.13 U	0.13 U	0.13 U	0.330 U	0.330 U	0.13 U	0.13 U	0.13 U	0.13 U
Chlorobenzene	50	0.7 U	2.8	0.7 U	0.221 U	0.221 U	0.7 U	0.7 U	0.7 U	0.7 U
Chloroethane	5	0.7 U	0.7 U	0.7 U	0.403 U	0.403 U	0.7 U	0.7 U	0.7 U	0.7 U
Chloroform	70	1.9 J	8.6	1.8 J	0.284 U	0.284 U	0.7 U	0.7 U	0.7 U	0.7 U
Chloromethane	NS	0.7 U	0.7 U	0.7 U	0.273 U	0.273 U	0.7 U	0.7 U	0.7 U	0.7 U
cis-1,2-Dichloroethene	70	0.7 U	0.7 U	0.7 U	0.311 U	0.311 U	0.7 U	0.7 U	0.7 U	0.7 U
cis-1,3-Dichloropropene	1	0.14 U	0.14 U	0.14 U	0.202 U	0.202 U	0.14 U	0.14 U	0.14 U	0.14 U
Cyclohexane	NS	0.7 U	0.7 U	0.7 U	0.300 U	0.300 U	0.7 U	0.7 U	0.7 U	0.7 U
Dibromochloromethane	1	0.15 U	0.15 U	0.15 U	0.274 U	0.274 U	0.15 U	0.15 U	0.15 U	0.15 U
Dichlorodifluoromethane	1000	1 U	1 U	1 U	0.387 U	0.387 U	1 U	1 U	1 U	1 U
Ethylbenzene	700	0.7 U	0.7 U	0.7 U	0.300 U	0.300 U	0.7 U	0.7 U	0.7 U	0.7 U
Isopropylbenzene	700	0.7 U	0.7 U	0.7 U	0.347 U	0.347 U	0.7 U	0.7 U	0.7 U	0.7 U
Methyl Acetate	7000	0.65 U	0.65 U	0.65 U	0.250 U	0.250 U	0.65 U	0.65 U	0.65 U	0.65 U
Methyl cyclohexane	NS	0.29 U	0.29 U	0.29 U	NA	NA	0.29 U	0.29 U	0.29 U	0.29 U
Methyl tert butyl ether	70	0.7 U	0.7 U	0.7 U	0.191 U	0.191 U	0.7 U	0.7 U	0.7 U	0.7 U
Methylcyclohexane	NS	NA	NA	NA	0.320 U	0.320 U	NA	NA	NA	NA
Methylene chloride	3	0.7 U	0.7 U	0.7 U	1.98 U	1.98 U	0.7 U	0.7 U	0.7 U	0.7 U
o-Xylene	NS	0.7 U	0.7 U	0.7 U	NA	NA	0.7 U	0.7 U	0.7 U	0.7 U
p/m-Xylene	NS	0.7 U	0.7 U	0.7 U	NA	NA	0.7 U	0.7 U	0.7 U	0.7 U
Styrene	100	0.7 U	0.7 U	0.7 U	0.318 U	0.318 U	0.7 U	0.7 U	0.7 U	0.7 U
Tetrachloroethene	1	0.18 U	0.18 U	0.18 U	0.377 U	0.377 U	0.18 U	0.18 U	0.18 U	0.18 U
Toluene	600	3.3	24	1.5 J	0.208 U	0.208 U	0.7 U	0.7 U	0.7 U	0.7 U
trans-1,2-Dichloroethene	100	0.7 U	0.7 U	0.7 U	0.297 U	0.297 U	0.7 U	0.7 U	0.7 U	0.7 U
trans-1,3-Dichloropropene	1	0.16 U	0.16 U	0.16 U	0.238 U	0.238 U	0.16 U	0.16 U	0.16 U	0.16 U
Trichloroethene	1	**2.7**	0.24 J	0.17 U	0.302 U	0.302 U	0.17 U	0.17 U	0.17 U	0.17 U
Trichlorofluoromethane	2000	0.7 U	0.7 U	0.7 U	0.897 U	0.897 U	0.7 U	0.7 U	0.7 U	0.7 U
Vinyl chloride	1	0.33 U	0.33 U	0.33 U	0.231 U	0.231 U	0.33 U	0.33 U	0.33 U	0.33 U
Xylene (Total)	1000	0.7 U	0.7 U	0.7 U	0.720 U	0.720 U	0.7 U	0.7 U	0.7 U	0.7 U
TOTAL VO's:		7.9 J	38.84 J	3.3 J	0	0	2.2 J	2.7 J	0	1.2 J
TOTAL TIC's:		None	None	None	None	None	None	None	None	None

NA - Not Analyzed
NS - Not Specified
U - The compound was not detected at the indicated concentration.
J - Result is less than the reporting limit but greater than or equal to the Method Detection Limit and the concentration is an approximate value.

Table 3-4
Water Quality Parameters During Purging of MW-1I, MW-2D, MW-3D Packer Test Intervals
Former Lockheed Electronics Corporation Site
Boroughs of Watchung and North Plainfield, New Jersey

Well ID	Interval (feet below ground surface)	Elapsed Time after Start of Pumping (Hours:Minutes)	Temperature (°C)	pH	Redox Potential (mV)	Specific Conductivity (mS/cm)	Turbidity (NTU)	Dissolved Oxygen (mg/L)
MW-1I	172 - 182	0:15	17.51	6.72	188	0.473	0.2	5.73
		0:24	16.23	6.42	174	0.477	3.3	6.05
		0:43	15.37	6.46	181	0.496	2.0	6.33
		0:56	15.32	6.68	178	0.503	0.1	6.33
	217.5 - 227.5	0:08	15.76	6.65	1.51	0.476	3.3	5.83
		0:16	15.12	6.57	168	0.485	6.2	6.17
		0:29	15.21	6.7	165	0.504	5.5	5.83
		0:40	15:05	6.79	124	0.515	6.3	6.06
		0:50	15.03	6.9	158	0.526	1.6	6.12
		0:56	15.5	6.96	155	0.522	1.6	6.00
	242 - 252	0:12	16.73	6.77	81	0.493	5.2	4.65
		0:49	15.27	7.39	not recorded	0.528	6.0	5.31
		0:59	14.99	7.49	not recorded	0.525	5.6	5.31
		1:09	14.99	7.55	not recorded	0.516	2.0	5.24
	258 - 268	0:07	13.85	6.37	34	0.513	42.6	5.06
		0:14	14.42	6.54	14	0.513	71.3	4.52
		0:32	16.03	6.81	6	0.521	80.8	4.76
		0:42	15.61	6.93	-22	0.522	53.0	4.06
		0:50	16.31	6.98	-33	0.520	48.1	3.67
		0:55	16.70	7.01	-33	0.520	46.0	3.75
		1:05	17.36	7.14	-28	0.522	41.3	3.65
		1:20	18.01	7.26	-22	0.528	24.8	7.20
		1:30	18.25	7.32	-13	0.530	19.3	6.84
		1:36	18.61	7.34	-13	0.530	17.2	6.64
		1:41	18.55	7.35	-14	0.531	16.5	6.63
	269 - 279	0:13	19.50	7.17	29	0.513	32.2	6.21
		0:20	17.27	7.20	17	0.521	34.9	6.45
		0:34	17.98	7.14	7	0.518	31.7	6.07
		0:42	17.34	7.21	31	0.520	28.6	6.05
		0:47	18.52	7.19	30	0.529	25.5	5.82
		0:57	18.49	7.18	25	0.527	28.4	5.82
	279 +	0:21	15.14	7.07	0	0.507	52.0	7.73
		0:28	17.00	6.94	56	0.511	42.1	6.20
		0:37	17.55	7.00	39.4	0.513	39.3	6.16

Table 3-4
Water Quality Parameters During Purging of MW-1I, MW-2D, MW-3D Packer Test Intervals
Former Lockheed Electronics Corporation Site
Boroughs of Watchung and North Plainfield, New Jersey

Well ID	Interval (feet below ground surface)	Elapsed Time after Start of Pumping (Hours:Minutes)	Temperature (°C)	pH	Redox Potential (mV)	Specific Conductivity (mS/cm)	Turbidity (NTU)	Dissolved Oxygen (mg/L)
MW-2D	88 - 98	0:05	18.39	7.64	172	0.444	9.5	4.66
		0:18	17.67	7.61	132	0.39	3.3	4.92
		0:28	16.32	7.61	61	0.387	2.8	5.83
		0:43	16.08	7.83	97	0.384	0.0	5.74
		1:02	16.75	7.96	94	0.381	0.0	4.73
	138.5 - 148.5	0:02	23.93	8.03	82	0.371	12.6	3.60
		0:14	18.33	7.86	110	0.391	42.9	4.20
		0:38	17.43	7.92	127	0.416	12.9	4.73
		0:58	17.33	8.00	128	0.429	6.9	4.81
		1:06	17.39	8.01	129	0.433	4.6	4.83
		1:15	17.39	8.03	130	0.435	2.0	4.87
		1:25	17.63	8.05	132	0.439	0.1	4.90
		1:35	17.59	8.07	133	0.440	0.0	4.92
		1:53	17.47	8.08	135	0.441	0.0	4.93
	174 - 189	0:08	16.69	6.87	159	0.419	934	5.24
		0:16	17.30	7.03	161	0.419	857	4.97
		0:26	16.48	7.35	155	0.467	345	6.01
		0:31	16.58	7.47	154	0.493	207	5.90
		0:38	16.88	7.60	149	0.518	152	5.57
		1:20	18.28	7.92	132	0.595	24.1	5.99
		1:30	18.80	7.97	132	0.601	22.0	5.83
		1:38	18.85	8.00	132	0.615	21.6	5.83
		1:42	18.83	8.02	132	0.613	21.2	5.84
		1:44	18.95	8.03	132	0.607	21.8	5.75
	189 +	0:00	33.82	8.14	131	0.365	14.5	3.44
		0:15	25.03	8.03	142	0.417	not recorded	4.25
		0:23	21.40	7.97	149	0.425	not recorded	5.19
		0:30	18.08	7.92	152	0.422	not recorded	6.52
		0:36	18.45	7.95	139	0.412	not recorded	6.12
		0:44	19.36	8.02	118	0.406	not recorded	5.44
		0:58	21.31	8.16	101	0.396	not recorded	5.80
		1:09	21.54	8.19	102	0.399	not recorded	5.91
		1:15	21.13	8.20	101	0.402	not recorded	5.93
		1:20	21.12	8.21	103	0.402	not recorded	5.93

Table 3-4
Water Quality Parameters During Purging of MW-1I, MW-2D, MW-3D Packer Test Intervals
Former Lockheed Electronics Corporation Site
Boroughs of Watchung and North Plainfield, New Jersey

Well ID	Interval (feet below ground surface)	Elapsed Time after Start of Pumping (Hours:Minutes)	Temperature (°C)	pH	Redox Potential (mV)	Specific Conductivity (mS/cm)	Turbidity (NTU)	Dissolved Oxygen (mg/L)
MW-3D	288 - 313	0:11	15.36	7.11	149	0.556	729	7.75
		0:20	15.02	7.27	180	0.553	929	6.77
		0:24	14.99	7.33	189	0.550	1000	6.68
		0:33	14.19	7.62	156	0.437	237	9.99
		0:39	14.21	7.80	130	0.429	92.5	6.69
		0:43	14.70	7.71	144	0.429	94.5	6.70
	330 - 355	0:08	19.23	7.85	181	0.402	232	9.76
		0:15	16.62	7.86	129	0.403	164	6.38
		0:18	15.12	7.83	132	0.480	1000	7.21
		0:23	14.40	7.86	145	0.444	4.84	7.21
		0:37	14.81	7.93	136	0.390	152	6.64
		0:42	14.63	7.93	135	0.385	134	6.60
		0:46	14.55	7.93	134	0.385	129	6.58
	394 - 419	0:22	11.52	7.17	134	0.530	505	5.15
		0:32	11.09	7.40	157	0.586	852	5.46
		0:41	11.22	7.50	164	0.629	872	4.92
		0:48	11.51	7.51	163	0.657	769	4.60
		0:53	11.62	7.56	162	0.674	841	4.45
		0:58	11.73	7.59	159	0.708	823	4.19
		1:03	12.43	7.59	158	0.708	812	4.11
		1:08	12.50	7.60	155	0.705	700	4.01
	477 - 502	0:10	13.20	7.72	152	0.799	594	6.99
		0:18	13.13	7.77	111	0.736	1000	5.80
		0:27	13.21	8.01	119	0.549	1000	5.55
		0:36	13.47	7.92	123	0.979	425	6.38
		0:53	13.65	7.83	57	1.01	169	5.17
		1:05	13.77	7.81	38	1.25	92.1	4.02
		1:15	13.84	7.81	43	1.27	88.0	3.58
		1:25	13.83	7.78	32	1.31	52.0	3.02
		1:30	13.99	7.78	35	1.33	66.7	2.73
		1:35	14.28	7.79	24	1.32	32.9	2.71
		1:40	14.23	7.80	27	1.32	37.6	2.69

Table 3-5
Monitoring Well Repair Summary
Former LEC Site - Watchung and North Plainfield, NJ

Well Designation	Date Well Repair Performed	Observations Before Repairs	Repair Summary	Replaced or Installed Lock	Completed Minor Repairs (replace bolts, inner expansion cap)	Replaced Flush Mount and Concrete Pad	Redeveloped Well
MW-501S	11/15/2013	Could not see pad (possibly underneath grass), no bolts, no rubber seal, PVC casing cut low; well is in low area and water frequently in casing	Built up well, complete flush mount and concrete pad replacement, new 2" expansion cap	X		X	
MW-501I	11/15/2013	Could not see pad (possibly underneath grass), no bolts, no rubber seal, PVC casing cut low; well is in low area and water frequently in casing	Complete flush mount and concrete pad replacement	X		X	
MW-502S	11/19/2013	Pad in good shape, missing all bolts on flushmount, no rubber seal	Installed new expansion plug and bolts. Cleaned out area between inner casing and flush mount.	X	X		
MW-502I	11/19/2013	Pad in good shape, missing all bolts on flushmount, no rubber seal	Installed new expansion plug and bolts. Cleaned out area between inner casing and flush mount.	X	X		
MW-503S	11/15/2013	Flushmount casing cracked and damaged, bolts do not screw into threads, could not see pad (possibly underneath grass), no rubber seal; well depth shallower than constructed depth	Complete flush mount and concrete pad replacement. Obstruction observed on 11/15/2013 was cleared on 11/20/2013 when camera was advanced down the well. Silt was observed on the camera upon removal from the well.	X		X	
MW-503I	11/15/2013	Flushmount casing cracked and damaged, inner casing heaved up, no flush mount lid, could not see pad (possibly underneath grass), no rubber seal	Complete flush mount and concrete pad replacement, new 2" expansion cap	X		X	
MW-504S	11/19/2013	Identification label "S" is on road and no labeling on flushmount, pad in good shape, rubber seal worn, bolts are good	PVC cut down to fit expansion plug under lid, tapped bolt threads, and cleaned out area between inner casing and flush mount.	X	X		
MW-504I	11/19/2013	Identification label "I" is on road and no labeling on flushmount, cracked pad, rubber seal worn, 1/2 bolts stripped	Drilled and tapped bolts (oversized to 5/8"). Installed new gasket and cleaned out area between inner casing and flush mount.	X	X		
MW-505S	NA	Needs new lock, pad in good shape	No repairs required	X			
MW-505I	NA	Needs new lock, pad in good shape	No repairs required	X			
MW-506S	11/14/2013	Pad in good shape, central bolt on flushmount stripped, rubber seal in place slightly worn	Cut PVC inner casing down so new 2" expansion plug will fit under flush mount lid, cleaned out bolt threads, added 3 new bolts.	X	X		
MW-506I	11/14/2013; 11/19/13	Pad in good shape, central bolt on flushmount stripped, rubber seal in place slightly worn	Installed new 2" expansion cap, cleaned manhole, new spider gear installed.	X	X		
MW-507S	11/14/2013	Could not see pad (possibly underneath grass), central bolt in flush mount stripped, rubber seal in place slightly worn	Complete flush mount and concrete pad replacement	X		X	
MW-507I	11/14/2013	Could not see pad possibly underneath grass, central bolt in flushmount stripped, rubber seal in place slightly worn	Complete flush mount and concrete pad replacement	X		X	
MW-508S	11/14/2013	Pad in good shape, central bolt in flushmount stripped, no rubber seal	Spider gear replaced, installed new 2" expansion cap	X	X		
MW-508D	11/14/2013; 11/19/13	Pad in good shape, central bolt in flushmount stripped, no rubber seal	Cut down PVC so expansion cap can fit below flush mount lid. Cleaned out area between inner casing and flush mount, installed new 4" expansion cap and spider gear	X	X		

Table 3-5
Monitoring Well Repair Summary
Former LEC Site - Watchung and North Plainfield, NJ

Well Designation	Date Well Repair Performed	Observations Before Repairs	Repair Summary	Replaced or Installed Lock	Completed Minor Repairs (replace bolts, inner expansion cap)	Replaced Flush Mount and Concrete Pad	Redeveloped Well
MW-531S	NA	Pad in good shape	Flush mount in good condition, no repairs needed.	X			
MW-531I	NA	Pad in good shape	Flush mount in good condition, no repairs needed.	X			
MW-532S	11/14/2013	Ants in flush mount, no bolts on flush mount, rubber seal good, pad questionable	Installed new 2" expansion cap, cleaned out bolt threads, and installed 3 new bolts.	X	X		
MW-532D	11/14/2013	No bolts on flush mount, rubber seal good, pad in good shape	Built up well pad with additional concrete, replaced flush mount and installed 2" expansion cap.	X		X	
MW-544S	11/19/2013	Identification labeled on road and no labeling on flush mount, pad in good shape, rubber seal good, bolts are good	Complete flush mount replacement.	X		X	
MW-544I	11/19/2013	Identification labeled on road and no labeling on flush mount, pad in good shape, rubber seal good, bolts are good	Cut down PVC so new expansion cap can fit below flush mount lid. Tapped threads and added 3 new bolts.	X	X		
MW-544D	11/19/2013	Identification labeled on road and no labeling on flush mount, pad in good shape, rubber seal good, 1 missing one bolt on flush mount	Complete flush mount replacement.	X		X	
MW-545S	11/18/2013	Pad good, no rubber seal, no bolts	Complete flush mount replacement.	X		X	
MW-545I	11/18/2013	Pad good, no rubber seal, no bolts	Complete flush mount replacement.	X		X	
MW-545D	11/18/2013	Pad good, no rubber seal, no bolts and nothing to bolt on to (broken inside)	Complete flush mount replacement.	X		X	
MW-546S	11/19/2013	Identification labeled on road and no labeling on flush mount, pad in good shape, no rubber seal, bolts stripped	Installed new expansion cap and 2 new 5/8" bolts (one ear on inner casing is broken)	X	X		
MW-546I	11/19/2013	Identification labeled on road and no labeling on flush mount, pad in good shape, no rubber seal, bolts stripped	Installed new expansion cap and 3 new 5/8" bolts.	X	X		
MW-546D	11/19/2013	Identification labeled on road and no labeling on flush mount, pad in good shape, no rubber seal, bolts stripped	Installed new expansion cap, 3 new 5/8" bolts, and new gasket.	X	X		
MW-547S	11/19/2013	Identification labeled on road and no labeling on flush mount, pad in good shape, rubber seal worn, bolts good	Installed new expansion cap and 3 bolts.	X	X		
MW-547I	11/19/2013	Identification labeled on road and no labeling on flush mount, pad in good shape, rubber seal worn, missing one bolt	Installed new expansion cap and 2 new bolts (one ear on inner casing is broken)	X	X		
MW-547D	11/19/2013	Identification labeled on road and no labeling on flush mount, pad in good shape, rubber seal worn, bolts good	Cut down PVC so expansion cap fits under flush mount lid, Installed new expansion cap and 3 bolts	X	X		
MW-549S	NA	Pad not visible; otherwise in good condition (stickup well).	No repairs required	X			
MW-549I	NA	Pad not visible; otherwise in good condition (stickup well).	No repairs required	X			
MW-550S	11/15/2013	Pad cracked, bolts stripped	Complete flush mount replacement.	X		X	
MW-550I	11/15/2013	Pad good, bolts stripped	Installed new 2" expansion cap, re-tapped and widened bolt threads.	X	X		

Table 3-5
Monitoring Well Repair Summary
Former LEC Site - Watchung and North Plainfield, NJ

Well Designation	Date Well Repair Performed	Observations Before Repairs	Repair Summary	Replaced or Installed Lock	Completed Minor Repairs (replace bolts, inner expansion cap)	Replaced Flush Mount and Concrete Pad	Redeveloped Well
PZ-521S	11/18/2013	Identification labeled on pad,and no labeling on flush mount, no outer cap, well inner casing appears to be heaved up	Complete flush mount replacement	X		X	
PZ-521I	11/18/2013	Identification labeled on pad and no labeling on flush mount, pad good, central bolt good	Installed new expansion cap, cleaned out area between inner casing and flush mount	X	X		
PZ-522S	11/18/2013	Pad good, central bolt doesn't secure outer lid, rubber seal worn	Cut down PVC so new expansion cap can fit below flush mount lid, cleaned out area between inner casing and flush mount, installed new spider gear	X	X		
PZ-522I	11/18/2013	Pad good, central bolt doesn't secure outer lid, rubber seal worn	Installed new expansion cap and spider gear, cleaned out area between inner casing and flush mount	X	X		
PZ-522D	11/18/2013	Pad good, central bolt doesn't secure outer lid, rubber seal worn	Cut down PVC so new expansion cap can fit below flush mount lid, cleaned out area between inner casing and flush mount	X	X		
PZ-523I	11/15/2013	Ants in flush mount, could not see pad (possibly underneath grass), central bolt is bent and won't secure, rubber seal worn	Complete flush mount replacement, existing 2" expansion cap kept	X		X	
PZ-524S	11/18/2013	Pad good, central bolt doesn't secure outer lid, no rubber seal	Cut down PVC so new expansion cap can fit below flush mount lid, installed new spider gear	X	X		
PZ-524I	11/18/2013	Pad good, central bolt doesn't secure outer lid, no rubber seal	Installed new expansion cap, tapped threads on existing spider gear	X	X		
PZ-524D	11/18/2013	Pad good, bolts good, no rubber seal	Installed new expansion cap, flush mount lid, and spider gear	X	X		
Totals				**45**	**24**	**15**	**0**

Table 5-1
Monitoring and Reporting Schedule
Former Lockheed Electronics Company Site
Program Interest No. 004334

Sample Locations	Sampling Frequency	Reporting Schedule	Years After RAP Approval	Analytical Parameters
Surface Water	Semi-annual	Annual	years 1 and 2	VOC+10
Surface Water	Biennial	Biennial	years 3 through 8	
Surface Water	Every 4 years	Every 4 years	years 9 through 33	
New 2013 Fringe Monitoring Wells	Two rounds within 60 days after installation	First annual report after well installation and sampling	N/A	VOC+10
New 2013 Fringe Monitoring Wells	Semi-annual	Annual	years 1 and 2	
New 2013 Fringe Monitoring Wells	Biennial	Biennial	years 3 through 8	
New 2013 Fringe Monitoring Wells	Every 4 years	Every 4 years	years 9 through 33	
Source Wells	Semi-annual	Annual	years 1 and 2	VOC+10
Source Wells	Biennial	Biennial	years 3 through 8	
Source Wells	Every 4 years	Every 4 years	years 9 through 33	
Plume Wells	Semi-annual	Annual	years 1 and 2	VOC+10
Plume Wells	Biennial	Biennial	years 3 through 8	
Plume Wells	Every 4 years	Every 4 years	years 9 through 33	
Fringe Wells	Semi-annual	Annual	years 1 and 2	VOC+10
Fringe Wells	Biennial	Biennial	years 3 through 8	
Fringe Wells	Every 4 years	Every 4 years	years 9 through 33	

Surface Water: SW-1, SW-2, SW-3, SW-4

New Wells: MW-1S, I; MW-2I, D; MW-3D
Source Wells: MW-549S, I
Plume Wells: MW-550S, I; PZ-521S, I; PZ-522S, I, D

Fringe Wells: MW-501S, I; MW-502S, I; MW-503S, I; MW-505S, I; MW-506S, I; MW-507S, I; MW-508S, D; MW-532S, D; MW-544S, I, D; MW-545S, I, D; MW-546S, I, D; MW-547S, I, D; PZ-524S, I, D

TABLE 6-1
Groundwater Sampling Analytical Results
Former LEC Site - Watchung and North Plainfield, NJ
Sample Date: December 31, 2013

Groundwater Sample ID		MW-2D-A		MW-2D-B		MW-2I-A		MW-2I-B		MW-1S-A		MW-1S-B		MW-1I-A		MW-1I-B		DUP-01-123113 (MW-1I-B)		MW-3D-A		MW-3D-B		MW-3D-C	
Laboratory ID		460-69122-1		460-69122-2		460-69122-3		460-69122-4		460-69122-5		460-69122-6		460-69122-7		460-69122-8		460-69122-9		460-69122-10		460-69122-11		460-69122-12	
Volatile Organic Compound [1]	**NJDEP GWQS** [2]																								
1,1,1-Trichloroethane	30	0.06	U	0.06	U	0.06	U	0.06	U	0.06	U	0.06	U	0.06	U	0.06	U	0.06	U	0.06	U	0.06	U	0.06	U
1,1,2,2-Tetrachloroethane	1	0.16	U	0.16	U	0.16	U	0.16	U	0.16	U	0.16	U	0.16	U	0.16	U	0.16	U	0.16	U	0.16	U	0.16	U
1,1,2-Trichloroethane	3	0.19	U	0.19	U	0.19	U	0.19	U	0.19	U	0.19	U	0.19	U	0.19	U	0.19	U	0.19	U	0.19	U	0.19	U
1,1-Dichloroethane	50	0.13	U	0.13	U	0.13	U	0.13	U	0.13	U	0.13	U	0.13	U	0.13	U	0.13	U	0.13	U	0.13	U	0.13	U
1,1-Dichloroethene	1	0.09	U	0.09	U	0.09	U	0.09	U	0.09	U	0.09	U	0.09	U	0.09	U	0.09	U	0.09	U	0.09	U	0.09	U
1,2-Dichloroethane	2	0.19	U	0.19	U	0.19	U	0.19	U	0.19	U	0.19	U	0.19	U	0.19	U	0.19	U	0.19	U	0.19	U	0.19	U
1,2-Dichloropropane	1	0.09	U	0.09	U	0.09	U	0.09	U	0.09	U	0.09	U	0.09	U	0.09	U	0.09	U	0.09	U	0.09	U	0.09	U
2-Butanone	300	2.3	U	2.3	U	2.3	U	2.3	U	2.3	U	2.3	U	2.3	U	2.3	U	2.3	U	2.3	U	2.3		2.3	U
2-Hexanone	300[3]	0.5	U	0.5	U	0.5	U	0.5	U	0.5	U	0.5	U	0.5	U	0.5	U	0.5	U	0.5	U	0.5	U	0.5	U
4-Methyl-2-pentanone	NS	0.99	U	0.99	U	0.99	U	0.99	U	0.99	U	0.99	U	0.99	U	0.99	U	0.99	U	0.99	U	0.99	U	0.99	U
Acetone	6000	2.7	U	2.7	U*	2.7	U*	2.7	U*	2.7	U	2.7	U	2.7	U	2.7	U	2.7	U	2.7	U	2.7	U	2.7	U
Benzene	1	0.08	U	0.08	U	0.08	U	0.08	U	0.08	U	0.08	U	0.08	U	0.08	U	0.08	U	0.08	U	0.08	U	0.08	U
Bromodichloromethane	1	0.12	U	0.12	U	0.12	U	0.12	U	0.12	U	0.12	U	0.12	U	0.12	U	0.12	U	0.2	J	0.2	J	0.12	U
Bromoform	4	0.19	U	0.19	U	0.19	U	0.19	U	0.19	U	0.19	U	0.19	U	0.19	U	0.19	U	0.19	U	0.19	U	0.19	U
Bromomethane	10	0.18	U	0.18	U	0.18	U	0.18	U	0.18	U	0.18	U	0.18	U	0.18	U	0.18	U	0.18	U	0.18	U	0.18	U
Carbon disulfide	700	0.13	U	0.41	J	0.13	U	0.13	U	0.13	U	0.13	U	0.13	U	0.13	U	0.13	U	0.13	U	0.13	U	0.13	U
Carbon tetrachloride	1	0.06	U	0.06	U	0.06	U	0.06	U	0.06	U	0.06	U	0.06	U	0.06	U	0.06	U	0.06	U	0.06	U	0.06	U
Chlorobenzene	50	0.11	U	0.11	U	0.11	U	0.11	U	0.11	U	0.11	U	0.11	U	0.11	U	0.11	U	0.11	U	0.11	U	0.11	U
Chloroethane	5[3]	0.17	U	0.17	U	0.17	U	0.17	U	0.17	U	0.17	U	0.17	U	0.17	U	0.17	U	0.17	U	0.17	U	0.17	U
Chloroform	70	0.33	J	0.32	J	1		1		0.84	J	1.3		0.43	J	0.45	J	0.46	J	1		0.99	J	0.84	J
Chloromethane	NS	0.1	U	0.1	U	0.1	U	0.1	U	0.1	U	0.1	U	0.1	U	0.1	U	0.1	U	0.1	U	0.1	U	0.1	U
cis-1,2-Dichloroethene	70	0.18	U	0.18	U	0.18	U	0.18	U	0.18	U	0.18	U	0.73	J	0.73	J	0.75	J	0.18	U	0.18	U	0.18	U
cis-1,3-Dichloropropene	1[4]	0.18	U	0.18	U	0.18	U	0.18	U	0.18	U	0.18	U	0.18	U	0.18	U	0.18	U	0.18	U	0.18	U	0.18	U
Dibromochloromethane	1	0.2	U	0.2	U	0.2	U	0.2	U	0.2	U	0.2	U	0.2	U	0.2	U	0.2	U	0.2	U	0.2	U	0.2	U
Ethylbenzene	700	0.1	U	0.1	U	0.1	U	0.1	U	0.1	U	0.1	U	0.1	U	0.1	U	0.1	U	0.1	U	0.1	U	0.1	U
Methylene Chloride	3	0.18	U	0.18	U	0.18	U	0.18	U	0.18	U	0.18	U	0.18	U	0.18	U	0.18	U	0.18	U	0.18	U	0.18	U
Styrene	100	0.12	U	0.12	U	0.12	U	0.12	U	0.12	U	0.12	U	0.12	U	0.12	U	0.12	U	0.12	U	0.12	U	0.12	U
Tetrachloroethene	1	0.1	U	0.1	U	0.2	J	0.15	J	0.36	J	0.15	J	0.37	J	0.35	J	0.33	J	0.1	U	0.1	U	0.1	U
Toluene	600	0.15	U	0.15	U	0.15	U	0.15	U	0.15	U	0.39	J	0.15	U	0.15	U	0.15	U	0.15	U	0.15	U	3.8	
trans-1,2-Dichloroethene	100	0.13	U	0.13	U	0.13	U	0.13	U	0.13	U	0.13	U	0.13	U	0.13	U	0.13	U	0.13	U	0.13	U	0.13	U
trans-1,3-Dichloropropene	1[4]	0.24	U	0.24	U	0.24	U	0.24	U	0.24	U	0.24	U	0.24	U	0.24	U	0.24	U	0.24	U	0.24	U	0.24	U
Trichloroethene	1	0.09	U	0.09	U	0.14	J	0.15	J	0.84	J	**2.8**		**130**		**140**		**130**		0.41	J	0.25	J	0.09	U
Vinyl chloride	1	0.14	U	0.14	U	0.14	U	0.14	U	0.14	U	0.14	U	0.14	U	0.14	U	0.14	U	0.14	U	0.14	U	0.14	U
Xylenes, Total	1000	0.13	U	0.13	U	0.13	U	0.13	U	0.13	U	0.13	U	0.13	U	0.13	U	0.13	U	0.13	U	0.13	U	0.13	U
Tentatively Identified Compound		None		None		None		None		None		None		None		None		None		None		None	

Notes:
All sample results and criteria value are expressed in units of micrograms per liter (µg/l)
1 - Bolded compounds have at least one sample which exceeded NJDEP GWQS Criteria
Exceedances are highlighted -
2 - N.J.A.C. 7:9C Ground Water Quality Standards, Appendix Table 1 - Specific Ground Water Quality Criteria unless otherwise noted
3 - N.J.A.C. 7:9C Ground Water Quality Standards, Appendix Table 2 - Interim Ground Water Quality Criteria
4 - GWQS for 1,3-Dichloropropene, Total (cis and trans)
Analytical results for the modified trip/equipment blank are provided in the lab report in Appendix C
Acronyms:
ID - identification
N/A - not applicable
NJDEP - New Jersey Department of Environmental Protection
GWQS - Ground Water Quality Standards
Qualifiers:
U - compound not detected above the method reporting limit
J - an estimated value that is greater than the method detection limit but less than the reporting limit

TABLE 6-2
Groundwater Sampling Analytical Results
Former LEC Site - Watchung and North Plainfield, NJ
Sample Date: January 14, 2014

Groundwater Sample ID		MW-2D-B		MW-2I-B		MW-1S-B		MW-1I-B		DUP-02-011414 (MW-1I-B)		MW-3D-A	
Laboratory ID		460-69667-2		460-69667-4		460-69667-6		460-69667-8		460-69667-9		460-69667-10	
Volatile Organic Compound [1]	**NJDEP GWQS [2]**												
1,1,1-Trichloroethane	30	0.06	U	0.06	U	0.06	U	0.06	U	0.06	U	0.06	U
1,1,2,2-Tetrachloroethane	1	0.16	U	0.16	U	0.16	U	0.16	U	0.16	U	0.16	U
1,1,2-Trichloroethane	3	0.19	U	0.19	U	0.19	U	0.19	U	0.19	U	0.19	U
1,1-Dichloroethane	50	0.13	U	0.13	U	0.13	U	0.13	U	0.13	U	0.13	U
1,1-Dichloroethene	1	0.09	U	0.09	U	0.09	U	0.09	U	0.09	U	0.09	U
1,2-Dichloroethane	2	0.19	U	0.19	U	0.19	U	0.19	U	0.19	U	0.19	U
1,2-Dichloropropane	1	0.09	U	0.09	U	0.09	U	0.09	U	0.09	U	0.09	U
2-Butanone	300	2.3	U	2.3	U	2.3	U	2.3	U	2.3	U	2.3	U
2-Hexanone	300[3]	0.5	U	0.5	U	0.5	U	0.5	U	0.5	U	0.5	U
4-Methyl-2-pentanone	NS	0.99	U	0.99	U	0.99	U	0.99	U	0.99	U	0.99	U
Acetone	6000	2.7	U	2.7	U	2.7	U	2.7	U	2.7	U	2.7	U
Benzene	1	0.08	U	0.08	U	0.08	U	0.08	U	0.08	U	0.08	U
Bromodichloromethane	1	0.12	U	0.12	U	0.12	U	0.12	U	0.12	U	0.23	J
Bromoform	4	0.19	U	0.19	U	0.19	U	0.19	U	0.19	U	0.19	U
Bromomethane	10	0.18	U	0.18	U	0.18	U	0.18	U	0.18	U	0.18	U
Carbon disulfide	700	0.13	U	0.13	U	0.13	U	0.13	U	0.13	U	0.13	U
Carbon tetrachloride	1	0.06	U	0.06	U	0.06	U	0.06	U	0.06	U	0.06	U
Chlorobenzene	50	0.11	U	0.11	U	0.11	U	0.11	U	0.11	U	0.11	U
Chloroethane	5[3]	0.17	U	0.17	U	0.17	U	0.17	U	0.17	U	0.17	U
Chloroform	70	0.21	J	0.82	J	0.99	J	0.29	J	0.34	J	0.91	J
Chloromethane	NS	0.1	U	0.1	U	0.1	U	0.1	U	0.1	U	0.1	U
cis-1,2-Dichloroethene	70	0.18	U	0.18	U	0.18	U	0.74	J	0.78	J	0.18	U
cis-1,3-Dichloropropene	1[4]	0.18	U	0.18	U	0.18	U	0.18	U	0.18	U	0.18	U
Dibromochloromethane	1	0.2	U	0.2	U	0.2	U	0.2	U	0.2	U	0.2	U
Ethylbenzene	700	0.1	U	0.1	U	0.1	U	0.1	U	0.1	U	0.1	U
Methylene Chloride	3	0.18	U	0.18	U	0.18	U	0.18	U	0.18	U	0.18	U
Styrene	100	0.12	U	0.12	U	0.12	U	0.12	U	0.12	U	0.12	U
Tetrachloroethene	1	0.1	U	0.22	J	0.13	J	0.29	J	0.26	J	0.1	U
Toluene	600	0.15	U	0.15	U	0.4	J	0.15	U	0.15	U	0.15	U
trans-1,2-Dichloroethene	100	0.13	U	0.13	U	0.13	U	0.13	U	0.13	U	0.13	U
trans-1,3-Dichloropropene	1[4]	0.24	U	0.24	U	0.24	U	0.24	U	0.24	U	0.24	U
Trichloroethene	1	0.09	U	0.17	J	**2.5**		**88**		**100**		0.09	U
Vinyl chloride	1	0.14	U	0.14	U	0.14	U	0.14	U	0.14	U	0.14	U
Xylenes, Total	1000	0.13	U	0.13	U	0.13	U	0.13	U	0.13	U	0.13	U
Tentatively Identified Compound		None		None		None		None		None		None	

Notes:
All sample results and criteria value are expressed in units of micrograms per liter (µg/l)
1 - Bolded compounds have at least one sample which exceeded NJDEP GWQS Criteria
Exceedances are highlighted -
2 - N.J.A.C. 7:9C Ground Water Quality Standards, Appendix Table 1 - Specific Ground Water Quality Criteria unless otherwise noted
3 - N.J.A.C. 7:9C Ground Water Quality Standards, Appendix Table 2 - Interim Ground Water Quality Criteria
4 - GWQS for 1,3-Dichloropropene, Total (cis and trans)
Analytical results for the modified trip/equipment blank are provided in the lab report in Appendix C

Acronyms:
ID - identification
N/A - not applicable
NJDEP - New Jersey Department of Environmental Protection
GWQS - Ground Water Quality Standards

Qualifiers:
U - compound not detected above the method reporting limit
J - an estimated value that is greater than the method detection limit but less than the reporting limit

TABLE 6-3
Groundwater Elevation Data - March and September 2014 Sampling Events
Former LEC Site - Watchung and North Plainfield, NJ

Monitoring Well	Well Depth (feet bgs)	TIC Elevation (feet)	March 20, 2014		September 11, 2014	
			Depth to Water (feet below TIC)	Groundwater Elevation (feet)	Depth to Water (feet below TIC)	Groundwater Elevation (feet)
MW-1S	179.68	191.92	68.77	123.15	70.22	121.70
MW-1I	254.63	192.13	70.62	121.51	71.98	120.15
MW-2I	97.52	97.05	16.76	80.29	16.84	80.21
MW-2D	197.64	97.33	18.00	79.33	17.92	79.41
MW-3D	348.7	227.52	126.84	100.68	128.35	99.17
MW-501S	19	120.47	5.25	115.22	5.10	115.37
MW-501 I	75.5	120.35	9.35	111.00	11.46	108.89
MW-502 S	19	102.53	0.60	101.93	1.72	100.81
MW-502 I	75.5	102.60	1.59	101.01	3.31	99.29
MW-503 S	24.4	108.91	3.83	105.08	5.15	103.76
MW-503 I	73	108.69	3.58	105.11	5.60	103.09
MW-504 S	19.8	110.65	3.70	106.95	6.19	104.46
MW-504 I	76.5	110.99	3.03	107.96	6.16	104.83
MW-505 S	20	106.55	4.21	102.34	6.80	99.75
MW-505 I	75	107.00	3.31	103.69	9.43	97.57
MW-506 S	25	120.96	6.84	114.12	9.49	111.47
MW-506 I	96.3	119.99	18.61	101.38	20.13	99.86
MW-507 S	60	175.17	49.56	125.61	51.02	124.15
MW-507 I	151	175.02	53.85	121.17	55.31	119.71
MW-508 S	68	185.85	58.21	127.64	58.72	127.13
MW-508 D	263	185.52	65.01	120.51	66.35	119.17
MW-531 S	47.9	137.19	8.83	128.36	10.63	126.56
MW-531 I	142.2	137.04	11.56	125.48	13.65	123.39
MW-532 S	102.7	183.65	51.61	132.04	50.81	132.84
MW-532 D	250	184.79	54.99	129.80	55.08	129.71
MW-544 S	23	84.30	1.72	82.58	3.95	80.35
MW-544 I	100	84.65	7.72	76.93	8.79	75.86
MW-544 D	197	84.18	10.22	73.96	11.21	72.97
MW-545 S	35	84.67	13.78	70.89	14.19	70.48
MW-545 I	92	84.48	18.82	65.66	19.48	65.00
MW-545 D	197	84.23	18.15	66.08	19.84	64.39
MW-546 S	31	106.93	8.02	98.91	10.43	96.50
MW-546 I	100	105.90	9.69	96.21	11.32	94.58
MW-546 D	200	105.38	17.52	87.86	18.24	87.14
MW-547 S	22	97.06	2.44	94.62	4.46	92.60
MW-547 I	100	96.96	3.45	93.51	5.23	91.73
MW-547 D	200	96.80	4.56	92.24	6.17	90.63

TABLE 6-3
Groundwater Elevation Data - March and September 2014 Sampling Events
Former LEC Site - Watchung and North Plainfield, NJ

Monitoring Well	Well Depth (feet bgs)	TIC Elevation (feet)	March 20, 2014		September 11, 2014	
			Depth to Water (feet below TIC)	Groundwater Elevation (feet)	Depth to Water (feet below TIC)	Groundwater Elevation (feet)
MW-549 S	115	178.14	53.90	124.24	55.23	122.91
MW-549 I	215	177.80	55.37	122.43	56.84	120.96
MW-550 S	50	130.70	18.87	111.83	20.63	110.07
MW-550 I	101	131.04	20.11	110.93	41.93	89.11
PZ-521 S	15.5	98.44	1.99	96.45	3.91	94.53
PZ-521 I	100.26	98.67	4.32	94.35	5.93	92.74
PZ-522 S	17.5	92.48	6.66	85.82	7.26	85.22
PZ-522 I	100	92.57	9.96	82.61	10.57	82.00
PZ-522 D	197	92.60	11.17	81.43	11.91	80.69
PZ-523 I	103	92.42	11.15	81.27	11.84	80.58
PZ-524 S	15	66.71	4.08	62.63	5.18	61.53
PZ-524 I	99	66.85	5.16	61.69	6.11	60.74
PZ-524 D	199	67.04	3.99	63.05	4.78	62.26
RW-1	150	110.91	NM	-	NM	-

MW = Monitoring Well
PZ = Piezometer
RW = Recovery (Extraction) Well
bgs = Below Ground Surface
NM = Not Measured
TIC = Top of Inner Casing
Vertical elevations (Groundwater and TIC) referenced to the North American Vertical Datum of 1988 (NAVD 88)

TABLE 6-4
Groundwater Sampling Analytical Results
Former LEC Site - Watchung and North Plainfield, NJ
Sample Date: March 20, 2014

Groundwater Sample ID		MW-501S	MW-501I	MW-502S	MW-502I	MW-503S	MW-503I	MW-505S	MW-505I	MW-506S	DUP-03 (506S)	MW-506I	MW-507S	MW-507I	MW-508S	MW-508D	DUP-04 (508D)
Laboratory ID		L1406036-13	L1406036-14	L1406036-19	L1406036-20	L1406036-15	L1406036-14	L1406036-33	L1406036-34	L1406036-01	L1406036-50	L1406036-02	L1406036-07	L1406036-08	L1406036-05	L1406036-06	L1406036-51
Volatile Organic Compound [1]	**NJDEP GWQS** [2]																
1,1,1-Trichloroethane	30	0.70 U	0.70 U	0.70 U	0.70 U	0.70 U	0.70 U	0.70 U	0.70 U	0.70 U	0.70 U	0.70 U	0.70 U	0.70 U	0.70 U	0.70 U	0.70 U
1,1,2,2-Tetrachloroethane	1	0.14 U	0.14 U	0.14 U	0.14 U	0.14 U	0.14 U	0.14 U	0.14 U	0.14 U	0.14 U	0.14 U	0.14 U	0.14 U	0.14 U	0.14 U	0.14 U
1,1,2-Trichloro-1,2,2-Trifluoroethane	N/A	0.70 U	0.78 J	0.70 U	0.70 U	0.76 J	0.70 U	0.70 U	0.70 U	0.70 U	0.70 U	0.70 U	0.70 U	0.70 U	0.70 U	0.70 U	0.70 U
1,1,2-Trichloroethane	3	0.50 U	0.50 U	0.50 U	0.50 U	0.50 U	0.50 U	0.50 U	0.50 U	0.50 U	0.50 U	0.50 U	0.50 U	0.50 U	0.50 U	0.50 U	0.50 U
1,1-Dichloroethane	50	0.70 U	0.70 U	0.70 U	0.70 U	0.70 U	0.70 U	0.70 U	0.70 U	0.70 U	0.70 U	0.70 U	0.70 U	0.70 U	0.70 U	0.70 U	0.70 U
1,1-Dichloroethene	1	0.14 U	0.14 U	0.14 U	0.14 U	0.14 U	0.14 U	0.14 U	0.14 U	0.14 U	0.14 U	0.14 U	0.14 U	0.14 U	0.14 U	0.14 U	0.14 U
1,2,3-Trichlorobenzene	N/A	0.70 U	0.70 U	0.70 U	0.70 U	0.70 U	0.70 U	0.70 U	0.70 U	0.70 U	0.70 U	0.70 U	0.70 U	0.70 U	0.70 U	0.70 U	0.70 U
1,2,4-Trichlorobenzene	9	0.70 U	0.70 U	0.70 U	0.70 U	0.70 U	0.70 U	0.70 U	0.70 U	0.70 U	0.70 U	0.70 U	0.70 U	0.70 U	0.70 U	0.70 U	0.70 U
1,2-Dibromo-3-chloropropane	0.02	0.70 U	0.70 U	0.70 U	0.70 U	0.70 U	0.70 U	0.70 U	0.70 U	0.70 U	0.70 U	0.70 U	0.70 U	0.70 U	0.70 U	0.70 U	0.70 U
1,2-Dibromoethane	0.03	0.65 U	0.65 U	0.65 U	0.65 U	0.65 U	0.65 U	0.65 U	0.65 U	0.65 U	0.65 U	0.65 U	0.65 U	0.65 U	0.65 U	0.65 U	0.65 U
1,2-Dichlorobenzene	600	0.70 U	0.70 U	0.70 U	0.70 U	0.70 U	0.70 U	0.70 U	0.70 U	0.70 U	0.70 U	0.70 U	0.70 U	0.70 U	0.70 U	0.70 U	0.70 U
1,2-Dichloroethane	2	0.13 U	0.13 U	0.13 U	0.13 U	0.13 U	0.13 U	0.13 U	0.13 U	0.13 U	0.13 U	0.13 U	0.13 U	0.13 U	0.13 U	0.13 U	0.13 U
1,2-Dichloropropane	1	0.13 U	0.13 U	0.13 U	0.13 U	0.13 U	0.13 U	0.13 U	0.13 U	0.13 U	0.13 U	0.13 U	0.13 U	0.13 U	0.13 U	0.13 U	0.13 U
1,3-Dichlorobenzene	600	0.70 U	0.70 U	0.70 U	0.70 U	0.70 U	0.70 U	0.70 U	0.70 U	0.70 U	0.70 U	0.70 U	0.70 U	0.70 U	0.70 U	0.70 U	0.70 U
1,3-Dichloropropene, Total	1	0.14 U	0.14 U	0.14 U	0.14 U	0.14 U	0.14 U	0.14 U	0.14 U	0.14 U	0.14 U	0.14 U	0.14 U	0.14 U	0.14 U	0.14 U	0.14 U
1,4-Dichlorobenzene	75	0.70 U	0.70 U	0.70 U	0.70 U	0.70 U	0.70 U	0.70 U	0.70 U	0.70 U	0.70 U	0.70 U	0.70 U	0.70 U	0.70 U	0.70 U	0.70 U
1,4-Dioxane	10[3]	41.0 U	41.0 U	41.0 U	41.0 U	41.0 U	41.0 U	41.0 U	41.0 U	41.0 U	41.0 U	41.0 U	41.0 U	41.0 U	41.0 U	41.0 U	41.0 U
2-Butanone	300	1.00 U	1.00 U	1.00 U	1.00 U	1.00 U	1.00 U	1.00 U	1.00 U	1.00 U	1.00 U	1.00 U	1.00 U	1.00 U	1.00 U	1.00 U	1.00 U
2-Hexanone	300[3]	1.00 U	1.00 U	1.00 U	1.00 U	1.00 U	1.00 U	1.00 U	1.00 U	1.00 U	1.00 U	1.00 U	1.00 U	1.00 U	1.00 U	1.00 U	1.00 U
4-Methyl-2-pentanone	N/A	1.00 U	1.00 U	1.00 U	1.00 U	1.00 U	1.00 U	1.00 U	1.00 U	1.00 U	1.00 U	1.00 U	1.00 U	1.00 U	1.00 U	1.00 U	1.00 U
Acetone	6000	4.6 J	2.2 J	6.0	1.0 U	3.1 J	6.2	5.7	4.2 J	1.0 U	2.8 J	1.0 U	2.6 J	4.8 J	4.1 J	2.6 J	6.6
Benzene	1	0.16 U	0.16 U	0.16 U	0.16 U	0.16 U	0.16 U	0.16 U	0.16 U	0.16 U	0.16 U	0.16 U	0.16 U	0.16 U	0.16 U	0.16 U	0.16 U
Bromochloromethane	N/A	0.70 U	0.70 U	0.70 U	0.70 U	0.70 U	0.70 U	0.70 U	0.70 U	0.70 U	0.70 U	0.70 U	0.70 U	0.70 U	0.70 U	0.70 U	0.70 U
Bromodichloromethane	1	0.19 U	0.19 U	0.19 U	0.19 U	0.19 U	0.19 U	0.19 U	0.19 U	0.19 U	0.19 U	0.19 U	0.19 U	0.19 U	0.19 U	0.19 U	0.19 U
Bromoform	4	0.65 U	0.65 U	0.65 U	0.65 U	0.65 U	0.65 U	0.65 U	0.65 U	0.65 U	0.65 U	0.65 U	0.65 U	0.65 U	0.65 U	0.65 U	0.65 U
Bromomethane	10	0.70 U	0.70 U	0.70 U	0.70 U	0.70 U	0.70 U	0.70 U	0.70 U	0.70 U	0.70 U	0.70 U	0.70 U	0.70 U	0.70 U	0.70 U	0.70 U
Carbon disulfide	700	1.00 U	1.00 U	1.00 U	1.00 U	1.00 U	1.00 U	1.00 U	1.00 U	1.00 U	1.00 U	1.00 U	1.00 U	1.00 U	1.00 U	1.00 U	1.00 U
Carbon tetrachloride	1	0.13 U	0.13 U	0.13 U	0.13 U	0.13 U	0.13 U	0.13 U	0.13 U	0.13 U	0.13 U	0.13 U	0.13 U	0.13 U	0.13 U	0.13 U	0.13 U
Chlorobenzene	50	0.70 U	0.70 U	0.70 U	0.70 U	0.70 U	0.70 U	0.70 U	0.70 U	0.70 U	0.70 U	0.70 U	0.70 U	0.70 U	0.70 U	0.70 U	0.70 U
Chloroethane	5[3]	0.70 U	0.70 U	0.70 U	0.70 U	0.70 U	0.70 U	0.70 U	0.70 U	0.70 U	0.70 U	0.70 U	0.70 U	0.70 U	0.70 U	0.70 U	0.70 U
Chloroform	70	0.94 J	0.70 U	1.0 J	0.70 U	0.70 U	0.70 U	0.70 U	1.1 J	0.70 U	0.70 U	0.84 J	0.70 U	0.99 J	1.60 J	0.70 U	0.70 U
Chloromethane	N/A	0.70 U	0.70 U	0.70 U	0.70 U	0.70 U	0.70 U	0.70 U	0.70 U	0.70 U	0.70 U	0.70 U	0.70 U	0.70 U	0.70 U	0.70 U	0.70 U
cis-1,2-Dichloroethene	70	0.70 U	0.70 U	0.70 U	0.70 U	0.70 U	0.70 U	0.70 U	0.70 U	0.70 U	0.70 U	0.70 U	0.70 U	0.70 U	1.2 J	1.5 J	
cis-1,3-Dichloropropene	1[4]	0.14 U	0.14 U	0.14 U	0.14 U	0.14 U	0.14 U	0.14 U	0.14 U	0.14 U	0.14 U	0.14 U	0.14 U	0.14 U	0.14 U	0.14 U	0.14 U
Cyclohexane	N/A	0.70 U	0.70 U	0.70 U	0.70 U	0.70 U	0.70 U	0.70 U	0.70 U	0.70 U	0.70 U	0.70 U	0.70 U	0.70 U	0.70 U	0.70 U	0.70 U
Dibromochloromethane	1	0.15 U	0.15 U	0.15 U	0.15 U	0.15 U	0.15 U	0.15 U	0.15 U	0.15 U	0.15 U	0.15 U	0.15 U	0.15 U	0.15 U	0.15 U	0.15 U
Dichlorodifluoromethane	1000	1.00 U	1.00 U	1.00 U	1.00 U	1.00 U	1.00 U	1.00 U	1.00 U	1.00 U	1.00 U	1.00 U	1.00 U	1.00 U	1.00 U	1.00 U	1.00 U
Ethylbenzene	700	0.70 U	0.70 U	0.70 U	0.70 U	0.70 U	0.70 U	0.70 U	0.70 U	0.70 U	0.70 U	0.70 U	0.70 U	0.70 U	0.70 U	0.70 U	0.70 U
Isopropylbenzene	700	0.70 U	0.70 U	0.70 U	0.70 U	0.70 U	0.70 U	0.70 U	0.70 U	0.70 U	0.70 U	0.70 U	0.70 U	0.70 U	0.70 U	0.70 U	0.70 U
Methyl Acetate	7000	0.65 U	0.65 U	0.65 U	0.65 U	0.65 U	0.65 U	0.65 U	0.65 U	0.65 U	0.65 U	0.65 U	0.65 U	0.65 U	0.65 U	0.65 U	0.65 U
Methylcyclohexane	N/A	0.29 U	0.29 U	0.29 U	0.29 U	0.29 U	0.29 U	0.29 U	0.29 U	0.29 U	0.29 U	0.29 U	0.29 U	0.29 U	0.29 U	0.29 U	0.29 U
Methyl tert butyl ether	70	0.70 U	0.70 U	0.70 U	0.70 U	0.70 U	0.70 U	0.70 U	0.70 U	0.70 U	0.70 U	0.70 U	0.70 U	0.70 U	0.70 U	0.70 U	0.70 U
Methylene chloride	3	0.70 U	0.70 U	0.70 U	0.70 U	0.70 U	0.70 U	0.70 U	0.70 U	0.70 U	0.70 U	0.70 U	0.70 U	0.70 U	0.70 U	0.70 U	0.70 U
o-Xylene	1000[5]	0.70 U	0.70 U	0.70 U	0.70 U	0.70 U	0.70 U	0.70 U	0.70 U	0.70 U	0.70 U	0.70 U	0.70 U	0.70 U	0.70 U	0.70 U	0.70 U
p/m-Xylene	1000[5]	0.70 U	0.70 U	0.70 U	0.70 U	0.70 U	0.70 U	0.70 U	0.70 U	0.70 U	0.70 U	0.70 U	0.70 U	0.70 U	0.70 U	0.70 U	0.70 U
Styrene	100	0.70 U	0.70 U	0.70 U	0.70 U	0.70 U	0.70 U	0.70 U	0.70 U	0.70 U	0.70 U	0.70 U	0.70 U	0.70 U	0.70 U	0.70 U	0.70 U
Tetrachloroethene	1	0.18 U	0.18 U	0.69	0.18 U	0.41 J	0.18 U	0.18 U	0.18 U	0.18 U	0.18 U	0.55	0.18 U	0.32 J	0.18 J	0.18 U	0.18 U
Toluene	600	0.70 U	0.70 U	0.70 U	0.70 U	0.70 U	0.70 U	0.70 U	0.70 U	0.70 U	0.70 U	0.70 U	0.70 U	0.70 U	0.70 U	0.70 U	0.70 U
trans-1,2-Dichloroethene	100	0.70 U	0.70 U	0.70 U	0.70 U	0.70 U	0.70 U	0.70 U	0.70 U	0.70 U	0.70 U	0.70 U	0.70 U	0.70 U	0.70 U	0.70 U	0.70 U
trans-1,3-Dichloropropene	1[4]	0.16 U	0.16 U	0.16 U	0.16 U	0.16 U	0.16 U	0.16 U	0.16 U	0.16 U	0.16 U	0.16 U	0.16 U	0.16 U	0.16 U	0.16 U	0.16 U
Trichloroethene	1	0.17 U	0.62	0.70	0.63	0.66	0.51	0.17 U	0.17 U	0.32 J	0.44 J	0.71	0.92	**1.1**	**1.6**	**2.1**	**2.6**
Trichlorofluoromethane	2000	0.70 U	0.70 U	0.70 U	0.70 U	0.70 U	0.70 U	0.70 U	0.70 U	0.70 U	0.70 U	0.70 U	0.70 U	0.70 U	0.70 U	0.70 U	0.70 U
Vinyl chloride	1	0.33 U	0.33 U	0.33 U	0.33 U	0.33 U	0.33 U	0.33 U	0.33 U	0.33 U	0.33 U	0.33 U	0.33 U	0.33 U	0.33 U	**1.2**	**2.0**
Xylene (Total)	1000	0.70 U	0.70 U	0.70 U	0.70 U	0.70 U	0.70 U	0.70 U	0.70 U	0.70 U	0.70 U	0.70 U	0.70 U	0.70 U	0.70 U	0.70 U	0.70 U
Tentatively Identified Compound	N/A	None	None	None	None	None	None	None	None	None	None	None	None	None	None	None	None

Notes:
All sample results and criteria value are expressed in units of micrograms per liter (µg/l)
1 - Bolded compounds have at least one sample which exceeded NJDEP GWQS Criteria
Exceedances are highlighted -
2 - N.J.A.C. 7:9C Ground Water Quality Standards, Appendix Table 1 - Specific Ground Water Quality Criteria unless otherwise noted
3 - N.J.A.C. 7:9C Ground Water Quality Standards, Appendix Table 2 - Interim Ground Water Quality Criteria
4 - GWQS for 1,3-Dichloropropene, Total (cis and trans)
5 - GWQS for Xylene, Total (o-Xylene and p/m-Xylene)
Analytical results for the modified trip/equipment blank are provided in the lab report in Appendix C

Acronyms:
ID - identification
N/A - not applicable
VOC - volatile organic compound
NJDEP - New Jersey Department of Environmental Protection
GWQS - Ground Water Quality Standards
TIC - tentatively identified compound

Qualifiers:
U - compound not detected above the method reporting limit
J - an estimated value that is greater than the method detection limit but less than the reporting limit
* - recovery or RPD exceeds control limits

TABLE 6-4
Groundwater Sampling Analytical Results
Former LEC Site - Watchung and North Plainfield, NJ
Sample Date: March 20, 2014

Groundwater Sample ID		MW-532S	MW-532D	MW-544S	MW-544I	MW-544D	MW-545S	MW-545I	MW-545D	MW-546S	MW-546I	MW-546D	MW-547S	MW-547I	MW-547D	MW-549S	MW-549I	DUP-01 (549I)
Laboratory ID		L1406036-11	L1406036-12	L1406036-40	L1406036-41	L1406036-42	L1406036-37	L1406036-38	L1406036-39	L1406036-21	L1406036-22	L1406036-23	L1406036-28	L1406036-29	L1406036-30	L1406036-09	L1406036-10	L1406036-48
Volatile Organic Compound [1]	**NJDEP GWQS** [2]																	
1,1,1-Trichloroethane	30	0.70 U	0.70 U	0.70 U	0.70 U	0.70 U	0.70 U	0.70 U	0.70 U	0.70 U	0.70 U	0.70 U	0.70 U	0.70 U	0.70 U	0.70 U	2.8 U	1.8 U
1,1,2,2-Tetrachloroethane	1	0.14 U	0.14 U	0.14 U	0.14 U	0.14 U	0.14 U	0.14 U	0.14 U	0.14 U	0.14 U	0.14 U	0.14 U	0.14 U	0.14 U	0.14 U	0.6 U	0.36 U
1,1,2-Trichloro-1,2,2-Trifluoroethane	N/A	0.70 U	0.86 J	0.70 U	0.70 U	0.70 U	0.70 U	0.70 U	0.70 U	0.70 U	0.70 U	0.70 U	0.70 U	0.70 U	0.70 U	1.2 J	2.8 U	1.8 U
1,1,2-Trichloroethane	3	0.50 U	0.50 U	0.50 U	0.50 U	0.50 U	0.50 U	0.50 U	0.50 U	0.50 U	0.50 U	0.50 U	0.50 U	0.50 U	0.50 U	0.50 U	2.0 U	1.2 U
1,1-Dichloroethane	50	0.70 U	0.70 U	0.70 U	0.70 U	0.70 U	0.70 U	0.70 U	0.70 U	0.70 U	0.70 U	0.70 U	0.70 U	0.70 U	0.70 U	0.70 U	2.8 U	1.8 U
1,1-Dichloroethene	1	0.14 U	0.14 U	0.14 U	0.14 U	0.14 U	0.14 U	0.14 U	0.14 U	0.14 U	0.14 U	0.14 U	0.14 U	0.14 U	0.14 U	0.14 U	0.6 U	0.35 U
1,2,3-Trichlorobenzene	N/A	0.70 U	0.70 U	0.70 U	0.70 U	0.70 U	0.70 U	0.70 U	0.70 U	0.70 U	0.70 U	0.70 U	0.70 U	0.70 U	0.70 U	0.70 U	2.8 U	1.8 U
1,2,4-Trichlorobenzene	9	0.70 U	0.70 U	0.70 U	0.70 U	0.70 U	0.70 U	0.70 U	0.70 U	0.70 U	0.70 U	0.70 U	0.70 U	0.70 U	0.70 U	0.70 U	2.8 U	1.8 U
1,2-Dibromo-3-chloropropane	0.02	0.70 U	0.70 U	0.70 U	0.70 U	0.70 U	0.70 U	0.70 U	0.70 U	0.70 U	0.70 U	0.70 U	0.70 U	0.70 U	0.70 U	0.70 U	2.8 U	1.8 U
1,2-Dibromoethane	0.03	0.65 U	0.65 U	0.65 U	0.65 U	0.65 U	0.65 U	0.65 U	0.65 U	0.65 U	0.65 U	0.65 U	0.65 U	0.65 U	0.65 U	0.65 U	2.6 U	1.6 U
1,2-Dichlorobenzene	600	0.70 U	0.70 U	0.70 U	0.70 U	0.70 U	0.70 U	0.70 U	0.70 U	0.70 U	0.70 U	0.70 U	35	0.70 U	0.70 U	0.70 U	2.8 U	1.8 U
1,2-Dichloroethane	2	0.13 U	0.13 U	0.13 U	0.13 U	0.13 U	0.13 U	0.13 U	0.13 U	0.13 U	0.13 U	0.13 U	0.13 U	0.13 U	0.13 U	0.13 U	0.5 U	0.33 U
1,2-Dichloropropane	1	0.13 U	0.13 U	0.13 U	0.13 U	0.13 U	0.13 U	0.13 U	0.13 U	0.13 U	0.13 U	0.13 U	0.13 U	0.13 U	0.13 U	0.13 U	0.5 U	0.33 U
1,3-Dichlorobenzene	600	0.70 U	0.70 U	0.70 U	0.70 U	0.70 U	0.70 U	0.70 U	0.70 U	0.70 U	0.70 U	0.70 U	0.70 U	0.70 U	0.70 U	0.70 U	2.8 U	1.8 U
1,3-Dichloropropene, Total	1	0.14 U	0.14 U	0.14 U	0.14 U	0.14 U	0.14 U	0.14 U	0.14 U	0.14 U	0.14 U	0.14 U	0.14 U	0.14 U	0.14 U	0.14 U	0.6 U	0.36 U
1,4-Dichlorobenzene	75	0.70 U	0.70 U	0.70 U	0.70 U	0.70 U	0.70 U	0.70 U	0.70 U	0.70 U	0.70 U	0.70 U	4.8	0.70 U	0.70 U	0.70 U	2.8 U	1.8 U
1,4-Dioxane	10 [3]	41.0 U	41.0 U	41.0 U	41.0 U	41.0 U	41.0 U	41.0 U	41.0 U	41.0 U	41.0 U	41.0 U	41.0 U	41.0 U	41.0 U	41.0 U	160.0 U	100 U
2-Butanone	300	1.00 U	1.00 U	1.00 U	1.00 U	1.00 U	1.00 U	1.00 U	1.00 U	1.00 U	1.00 U	1.00 U	1.00 U	1.00 U	1.00 U	1.00 U	4.0 U	2.5 U
2-Hexanone	300 [3]	1.00 U	1.00 U	1.00 U	1.00 U	1.00 U	1.00 U	1.00 U	1.00 U	1.00 U	1.00 U	1.00 U	1.00 U	1.00 U	1.00 U	1.00 U	4.0 U	2.5 U
4-Methyl-2-pentanone	N/A	1.00 U	1.00 U	1.00 U	1.00 U	1.00 U	1.00 U	1.00 U	1.00 U	1.00 U	1.00 U	1.00 U	1.00 U	1.00 U	1.00 U	1.00 U	4.0 U	2.5 U
Acetone	6000	2.2 J	4.2 J	5.1	5.0	8.0	5.3	4.1 J	8.4	1.0 U	2.9 J	3.6 J	6.0	6.8	4.5 J	1.00 U	4.0 U	2.5 U
Benzene	1	0.16 U	0.16 U	0.16 U	0.16 U	0.16 U	0.16 U	0.16 U	0.16 U	0.16 U	0.16 U	0.16 U	0.16 U	0.16 U	0.16 U	0.16 U	0.6 U	0.4 U
Bromochloromethane	N/A	0.70 U	0.70 U	0.70 U	0.70 U	0.70 U	0.70 U	0.70 U	0.70 U	0.70 U	0.70 U	0.70 U	0.70 U	0.70 U	0.70 U	0.70 U	2.8 U	1.8 U
Bromodichloromethane	1	0.19 U	0.19 U	0.19 U	0.19 U	0.19 U	0.19 U	0.19 U	0.19 U	0.19 U	0.19 U	0.19 U	0.19 U	0.19 U	0.19 U	0.19 U	0.8 U	0.48 U
Bromoform	4	0.65 U	0.65 U	0.65 U	0.65 U	0.65 U	0.65 U	0.65 U	0.65 U	0.65 U	0.65 U	0.65 U	0.65 U	0.65 U	0.65 U	0.65 U	2.6 U	1.6 U
Bromomethane	10	0.70 U	0.70 U	0.70 U	0.70 U	0.70 U	0.70 U	0.70 U	0.70 U	0.70 U	0.70 U	0.70 U	0.70 U	0.70 U	0.70 U	0.70 U	2.8 U	1.8 U
Carbon disulfide	700	1.00 U	1.00 U	1.00 U	1.00 U	1.00 U	1.00 U	1.00 U	1.00 U	1.00 U	1.00 U	1.00 U	1.00 U	1.00 U	1.00 U	1.00 U	4.0 U	2.5 U
Carbon tetrachloride	1	0.13 U	0.13 U	0.13 U	0.13 U	0.13 U	0.13 U	0.13 U	0.13 U	0.13 U	0.13 U	0.13 U	0.13 U	0.13 U	0.13 U	0.13 U	0.5 U	0.34 U
Chlorobenzene	50	0.70 U	0.70 U	0.70 U	0.70 U	0.70 U	0.70 U	0.70 U	0.70 U	0.70 U	0.70 U	0.70 U	16	0.70 U	0.70 U	0.70 U	2.8 U	1.8 U
Chloroethane	5 [3]	0.70 U	0.70 U	0.70 U	0.70 U	0.70 U	0.70 U	0.70 U	0.70 U	0.70 U	0.70 U	0.70 U	0.70 U	0.70 U	0.70 U	0.70 U	2.8 U	1.8 U
Chloroform	70	0.70 U	0.70 U	0.70 U	0.70 U	0.70 U	1.1 J	0.70 U	0.70 U	0.70 U	0.70 U	3.6	0.70 U	0.70 U	0.70 U	2.0 J	2.8 U	1.8 U
Chloromethane	N/A	0.70 U	0.70 U	0.70 U	0.70 U	0.70 U	0.70 U	0.70 U	0.70 U	0.70 U	0.70 U	0.70 U	0.70 U	0.70 U	0.70 U	0.70 U	2.8 U	1.8 U
cis-1,2-Dichloroethene	70	0.70 U	1.70 U	2.70 U	3.70 U	4.70 U	5.70 U	6.70 U	7.70 U	8.70 U	0.70 U	0.70 U	0.70 U	0.70 U	0.70 U	0.70 U	2.8 U	2.6 J
cis-1,3-Dichloropropene	1 [4]	0.14 U	0.14 U	0.14 U	0.14 U	0.14 U	0.14 U	0.14 U	0.14 U	0.14 U	0.14 U	0.14 U	0.14 U	0.14 U	0.14 U	0.14 U	0.6 U	0.36 U
Cyclohexane	N/A	0.70 U	0.70 U	0.70 U	0.70 U	0.70 U	0.70 U	0.70 U	0.70 U	0.70 U	0.70 U	0.70 U	0.70 U	0.70 U	0.70 U	0.70 U	2.8 U	1.8 U
Dibromochloromethane	1	0.15 U	0.15 U	0.15 U	0.15 U	0.15 U	0.15 U	0.15 U	0.15 U	0.15 U	0.15 U	0.15 U	0.15 U	0.15 U	0.15 U	0.15 U	0.6 U	0.37 U
Dichlorodifluoromethane	1000	1.00 U	1.00 U	1.00 U	1.00 U	1.00 U	1.00 U	1.00 U	1.00 U	1.00 U	1.00 U	1.00 U	1.00 U	1.00 U	1.00 U	1.00 U	4.0 U	2.5 U
Ethylbenzene	700	0.70 U	0.70 U	0.70 U	0.70 U	0.70 U	0.70 U	0.70 U	0.70 U	0.70 U	0.70 U	0.70 U	0.70 U	0.70 U	0.70 U	0.70 U	2.8 U	1.8 U
Isopropylbenzene	700	0.70 U	0.70 U	0.70 U	0.70 U	0.70 U	0.70 U	0.70 U	0.70 U	0.70 U	0.70 U	0.70 U	0.70 U	0.70 U	0.70 U	0.70 U	2.8 U	1.8 U
Methyl Acetate	7000	0.65 U	0.65 U	0.65 U	0.65 U	0.65 U	0.65 U	0.65 U	0.65 U	0.65 U	0.65 U	0.65 U	0.65 U	0.65 U	0.65 U	0.65 U	2.6 U	1.6 U
Methyl cyclohexane	N/A	0.29 U	0.29 U	0.29 U	0.29 U	0.29 U	0.29 U	0.29 U	0.29 U	0.29 U	0.29 U	0.29 U	0.29 U	0.29 U	0.29 U	0.29 U	1.2 U	0.72 U
Methyl tert butyl ether	70	0.70 U	0.70 U	0.70 U	0.70 U	0.70 U	0.70 U	0.70 U	0.70 U	0.70 U	0.70 U	0.70 U	0.70 U	0.70 U	0.70 U	0.70 U	2.8 U	1.8 U
Methylene chloride	3	0.70 U	0.70 U	0.70 U	0.70 U	0.70 U	0.70 U	0.70 U	0.70 U	0.70 U	0.70 U	0.70 U	0.70 U	0.70 U	0.70 U	0.70 U	2.8 U	1.8 U
o-Xylene	1000 [5]	0.70 U	0.70 U	0.70 U	0.70 U	0.70 U	0.70 U	0.70 U	0.70 U	0.70 U	0.70 U	0.70 U	0.70 U	0.70 U	0.70 U	0.70 U	2.8 U	1.8 U
p/m-Xylene	1000 [5]	0.70 U	0.70 U	0.70 U	0.70 U	0.70 U	0.70 U	0.70 U	0.70 U	0.70 U	0.70 U	0.70 U	0.70 U	0.70 U	0.70 U	0.70 U	2.8 U	1.8 U
Styrene	100	0.70 U	0.70 U	0.70 U	0.70 U	0.70 U	0.70 U	0.70 U	0.70 U	0.70 U	0.70 U	0.70 U	0.70 U	0.70 U	0.70 U	0.70 U	2.8 U	1.8 U
Tetrachloroethene	1	0.18 U	0.79	0.40 J	0.18 U	0.18 U	0.18 U	0.18 J	**2.6**	0.18 U	0.18 U	0.18 U	0.18 U	0.18 U	0.18 U	**2.8**	0.9 J	0.96 J
Toluene	600	0.70 U	0.70 U	0.70 U	0.70 U	0.70 U	0.70 U	0.70 U	0.70 U	0.70 U	0.70 U	0.70 U	0.70 U	0.70 U	0.70 U	0.70 U	2.8 U	1.8 U
trans-1,2-Dichloroethene	100	0.70 U	0.70 U	0.70 U	0.70 U	0.70 U	0.70 U	0.70 U	0.70 U	0.70 U	0.70 U	0.70 U	0.70 U	0.70 U	0.70 U	0.70 U	2.8 U	1.8 U
trans-1,3-Dichloropropene	1 [4]	0.16 U	0.16 U	0.16 U	0.16 U	0.16 U	0.16 U	0.16 U	0.16 U	0.16 U	0.16 U	0.16 U	0.16 U	0.16 U	0.16 U	0.16 U	0.7 U	0.41 U
Trichloroethene	1	0.2 J	**1.4**	0.17 U	0.96	0.39 J	0.17 U	0.17 U	0.38 J	0.17 U	0.47 J	**2.9**	**1.2**	0.91	0.17 U	**1.5**	**320**	**330**
Trichlorofluoromethane	2000	0.70 U	0.70 U	0.70 U	0.70 U	0.70 U	0.70 U	2.8	0.70 U	0.70 U	0.70 U	0.70 U	0.70 U	0.70 U	0.70 U	0.70 U	2.8 U	1.8 U
Vinyl chloride	1	0.33 U	0.33 U	0.33 U	0.33 U	0.33 U	0.33 U	0.33 U	0.33 U	0.33 U	0.33 U	0.33 U	0.33 U	0.33 U	0.33 U	0.33 U	1.3 U	0.82 U
Xylene (Total)	1000	0.70 U	0.70 U	0.70 U	0.70 U	0.70 U	0.70 U	0.70 U	0.70 U	0.70 U	0.70 U	0.70 U	0.70 U	0.70 U	0.70 U	0.70 U	2.8 U	1.8 U
Tentatively Identified Compound	N/A	None	None	None	None	None	None	None	None	None	None	None	None	None	None	None	None	None

Notes:
All sample results and criteria value are expressed in units of micrograms per liter (µg/l)
1 - Bolded compounds have at least one sample which exceeded NJDEP GWQS Criteria Exceedances are highlighted -
2 - N.J.A.C. 7:9C Ground Water Quality Standards, Appendix Table 1 - Specific Ground Water Quality Criteria unless otherwise noted
3 - N.J.A.C. 7:9C Ground Water Quality Standards, Appendix Table 2 - Interim Ground Water Quality Criteria
4 - GWQS for 1,3-Dichloropropene, Total (cis and trans)
5 - GWQS for Xylene, Total (o-Xylene and p/m-Xylene)
Analytical results for the modified trip/equipment blank are provided in the lab report in Appendix C

Acronyms:
ID - identification NJDEP - New Jersey Department of Environmental Protection
N/A - not applicable GWQS - Ground Water Quality Standards
VOC - volatile organic compound TIC - tentatively identified compound

Qualifiers:
U - compound not detected above the method reporting limit
J - an estimated value that is greater than the method detection limit but less than the reporting limit
* - recovery or RPD exceeds control limits

TABLE 6-4
Groundwater Sampling Analytical Results
Former LEC Site - Watchung and North Plainfield, NJ
Sample Date: March 20, 2014

Groundwater Sample ID		MW-550S	DUP-02 (550S)	MW-550I	PZ-521S	PZ-521I	PZ-522S	PZ-522I	DUP-05 (PZ-522I)	PZ-522D	PZ-524S	PZ-524I	PZ-524D	MW-1S	MW-1I	MW-2I	MW-2D	MW-3D
Laboratory ID		L1406036-17	L1406036-49	L1406036-18	L1406036-31	L1406036-32	L1406036-25	L1406036-26	L1406036-52	L1406036-27	L1406036-43	L1406036-44	L1406036-45	L1406036-03	L1406036-04	L1406036-35	L1406036-36	L1406036-24
Volatile Organic Compound [1]	**NJDEP GWQS** [2]																	
1,1,1-Trichloroethane	30	0.70 U	0.70 U	0.70 U	0.70 U	0.70 U	0.70 U	0.70 U	0.70 U	0.70 U	0.70 U	0.70 U	0.70 U	0.70 U	0.70 U	0.70 U	0.70 U	0.70 U
1,1,2,2-Tetrachloroethane	1	0.14 U	0.14 U	0.14 U	0.14 U	0.14 U	0.14 U	0.14 U	0.14 U	0.14 U	0.14 U	0.14 U	0.14 U	0.14 U	0.14 U	0.14 U	0.14 U	0.14 U
1,1,2-Trichloro-1,2,2-Trifluoroethane	N/A	0.70 U	0.70 U	0.9 J	0.70 U	0.70 U	0.70 U	0.70 U	0.70 U	0.70 U	0.70 U	0.70 U	0.70 U	0.77 J	0.70 U	0.70 U	0.70 U	0.70 U
1,1,2-Trichloroethane	3	0.50 U	0.50 U	0.50 U	0.50 U	0.50 U	0.50 U	0.50 U	0.50 U	0.50 U	0.50 U	0.50 U	0.50 U	0.50 U	0.50 U	0.50 U	0.50 U	0.50 U
1,1-Dichloroethane	50	0.70 U	0.70 U	0.70 U	0.70 U	0.70 U	0.70 U	1.6 J	1.6 J	0.70 U	0.70 U	0.70 U	0.70 U	0.70 U	0.70 U	0.70 U	0.70 U	0.70 U
1,1-Dichloroethene	1	0.14 U	0.14 U	0.14 U	0.14 U	0.14 U	0.14 U	0.14 U	0.14 U	0.14 U	0.14 U	0.14 U	0.14 U	0.14 U	0.14 U	0.14 U	0.14 U	0.14 U
1,2,3-Trichlorobenzene	N/A	0.70 U	0.70 U	0.70 U	0.70 U	0.70 U	0.70 U	0.70 U	0.70 U	0.70 U	0.70 U	0.70 U	0.70 U	0.70 U	0.70 U	0.70 U	0.70 U	0.70 U
1,2,4-Trichlorobenzene	9	0.70 U	0.70 U	0.70 U	0.70 U	0.70 U	0.70 U	0.70 U	0.70 U	0.70 U	0.70 U	0.70 U	0.70 U	0.70 U	0.70 U	0.70 U	0.70 U	0.70 U
1,2-Dibromo-3-chloropropane	0.02	0.70 U	0.70 U	0.70 U	0.70 U	0.70 U	0.70 U	0.70 U	0.70 U	0.70 U	0.70 U	0.70 U	0.70 U	0.70 U	0.70 U	0.70 U	0.70 U	0.70 U
1,2-Dibromoethane	0.03	0.65 U	0.65 U	0.65 U	0.65 U	0.65 U	0.65 U	0.65 U	0.65 U	0.65 U	0.65 U	0.65 U	0.65 U	0.65 U	0.65 U	0.65 U	0.65 U	0.65 U
1,2-Dichlorobenzene	600	0.70 U	0.70 U	0.70 U	0.70 U	0.70 U	0.70 U	0.70 U	0.70 U	0.70 U	0.70 U	0.70 U	0.70 U	0.70 U	0.70 U	0.70 U	0.70 U	0.70 U
1,2-Dichloroethane	2	0.13 U	0.13 U	0.13 U	0.13 U	0.13 U	0.13 U	0.13 U	0.13 U	0.13 U	0.13 U	0.13 U	0.13 U	0.13 U	0.13 U	0.13 U	0.13 U	0.13 U
1,2-Dichloropropane	1	0.13 U	0.13 U	0.13 U	0.13 U	0.13 U	0.13 U	0.13 U	0.13 U	0.13 U	0.13 U	0.13 U	0.13 U	0.13 U	0.13 U	0.13 U	0.13 U	0.13 U
1,3-Dichlorobenzene	600	0.70 U	0.70 U	0.70 U	0.70 U	0.70 U	0.70 U	0.70 U	0.70 U	0.70 U	0.70 U	0.70 U	0.70 U	0.70 U	0.70 U	0.70 U	0.70 U	0.70 U
1,3-Dichloropropene, Total	1	0.14 U	0.14 U	0.14 U	0.14 U	0.14 U	0.14 U	0.14 U	0.14 U	0.14 U	0.14 U	0.14 U	0.14 U	0.14 U	0.14 U	0.14 U	0.14 U	0.14 U
1,4-Dichlorobenzene	75	0.70 U	0.70 U	0.70 U	0.70 U	0.70 U	0.70 U	0.70 U	0.70 U	0.70 U	0.70 U	0.70 U	0.70 U	0.70 U	0.70 U	0.70 U	0.70 U	0.70 U
1,4-Dioxane	10 [3]	41.0 U	41.0 U	41.0 U	41.0 U	41.0 U	41.0 U	41.0 U	41.0 U	41.0 U	41.0 U	41.0 U	41.0 U	41.0 U	41.0 U	41.0 U	41.0 U	41.0 U
2-Butanone	300	1.00 U	1.00 U	1.00 U	1.00 U	1.00 U	1.00 U	1.00 U	1.00 U	1.00 U	1.00 U	1.00 U	1.00 U	1.00 U	1.00 U	1.00 U	1.00 U	1.00 U
2-Hexanone	300 [3]	1.00 U	1.00 U	1.00 U	1.00 U	1.00 U	1.00 U	1.00 U	1.00 U	1.00 U	1.00 U	1.00 U	1.00 U	1.00 U	1.00 U	1.00 U	1.00 U	1.00 U
4-Methyl-2-pentanone	N/A	1.00 U	1.00 U	1.00 U	1.00 U	1.00 U	1.00 U	1.00 U	1.00 U	1.00 U	1.00 U	1.00 U	1.00 U	1.00 U	1.00 U	1.00 U	1.00 U	1.00 U
Acetone	6000	2.7 J	7.1	2.7 J	4.6 J	5.8	7.0	4.2 J	4.5 J	7.0	7.1	5.9	9.2	2.6 J	1.2 J	6.4	5.0	3.4 J
Benzene	1	0.16 U	0.16 U	0.16 U	0.16 U	0.16 U	0.16 U	0.16 U	0.16 U	0.16 U	0.16 U	0.16 U	0.16 U	0.16 U	0.16 U	0.16 U	0.16 U	0.16 U
Bromochloromethane	N/A	0.70 U	0.70 U	0.70 U	0.70 U	0.70 U	0.70 U	0.70 U	0.70 U	0.70 U	0.70 U	0.70 U	0.70 U	0.70 U	0.70 U	0.70 U	0.70 U	0.70 U
Bromodichloromethane	1	0.19 U	0.19 U	0.19 U	0.19 U	0.19 U	0.19 U	0.19 U	0.19 U	0.19 U	0.19 U	0.19 U	0.19 U	0.19 U	0.19 U	0.19 U	0.19 U	0.19 U
Bromoform	4	0.65 U	0.65 U	0.65 U	0.65 U	0.65 U	0.65 U	0.65 U	0.65 U	0.65 U	0.65 U	0.65 U	0.65 U	0.65 U	0.65 U	0.65 U	0.65 U	0.65 U
Bromomethane	10	0.70 U	0.70 U	0.70 U	0.70 U	0.70 U	0.70 U	0.70 U	0.70 U	0.70 U	0.70 U	0.70 U	0.70 U	0.70 U	0.70 U	0.70 U	0.70 U	0.70 U
Carbon disulfide	700	1.00 U	1.00 U	1.00 U	1.00 U	1.00 U	1.00 U	1.00 U	1.00 U	1.00 U	1.00 U	1.00 U	1.00 U	1.00 U	1.00 U	1.00 U	1.00 U	1.00 U
Carbon tetrachloride	1	0.13 U	0.13 U	0.13 U	0.13 U	0.13 U	0.13 U	0.13 U	0.13 U	0.13 U	0.13 U	0.13 U	0.13 U	0.13 U	0.13 U	0.13 U	0.13 U	0.13 U
Chlorobenzene	50	0.70 U	0.70 U	0.70 U	0.70 U	0.70 U	0.70 U	0.70 U	0.70 U	0.70 U	0.70 U	0.70 U	0.70 U	0.70 U	0.70 U	0.70 U	0.70 U	0.70 U
Chloroethane	5 [3]	0.70 U	0.70 U	0.70 U	0.70 U	0.70 U	0.70 U	0.70 U	0.70 U	0.70 U	0.70 U	0.70 U	0.70 U	0.70 U	0.70 U	0.70 U	0.70 U	0.70 U
Chloroform	70	0.88 J	1.1 J	1.7 J	0.70 U	0.70 U	0.70 U	2.8	2.8	2.5	5.8	2.8	1.7 J	0.90 J	0.70 U	1.2 J	0.70 U	0.70 U
Chloromethane	N/A	0.70 U	0.70 U	0.70 U	0.70 U	0.70 U	0.70 U	0.70 U	0.70 U	0.70 U	0.70 U	0.70 U	0.70 U	0.70 U	0.70 U	0.70 U	0.70 U	0.70 U
cis-1,2-Dichloroethene	70	0.70 U	0.70 U	0.70 U	1.4 J	0.70 U	0.70 U	7.9	8.0	0.70 U	0.70 U	2.2 J	0.93 J	0.70 U	0.85 J	0.70 U	0.70 U	0.70 U
cis-1,3-Dichloropropene	1 [4]	0.14 U	0.14 U	0.14 U	0.14 U	0.14 U	0.14 U	0.14 U	0.14 U	0.14 U	0.14 U	0.14 U	0.14 U	0.14 U	0.14 U	0.14 U	0.14 U	0.14 U
Cyclohexane	N/A	0.70 U	0.70 U	0.70 U	0.70 U	0.70 U	0.70 U	0.70 U	0.70 U	0.70 U	0.70 U	0.70 U	0.70 U	0.70 U	0.70 U	0.70 U	0.70 U	0.70 U
Dibromochloromethane	1	0.15 U	0.15 U	0.15 U	0.15 U	0.15 U	0.15 U	0.15 U	0.15 U	0.15 U	0.15 U	0.15 U	0.15 U	0.15 U	0.15 U	0.15 U	0.15 U	0.15 U
Dichlorodifluoromethane	1000	1.00 U	1.00 U	1.00 U	1.00 U	1.00 U	1.00 U	1.00 U	1.00 U	1.00 U	1.00 U	1.00 U	1.00 U	1.00 U	1.00 U	1.00 U	1.00 U	1.00 U
Ethylbenzene	700	0.70 U	0.70 U	0.70 U	0.70 U	0.70 U	0.70 U	0.70 U	0.70 U	0.70 U	0.70 U	0.70 U	0.70 U	0.70 U	0.70 U	0.70 U	0.70 U	0.70 U
Isopropylbenzene	700	0.70 U	0.70 U	0.70 U	0.70 U	0.70 U	0.70 U	0.70 U	0.70 U	0.70 U	0.70 U	0.70 U	0.70 U	0.70 U	0.70 U	0.70 U	0.70 U	0.70 U
Methyl Acetate	7000	0.65 U	0.65 U	0.65 U	0.65 U	0.65 U	0.65 U	0.65 U	0.65 U	0.65 U	0.65 U	0.65 U	0.65 U	0.65 U	0.65 U	0.65 U	0.65 U	0.65 U
Methyl cyclohexane	N/A	0.29 U	0.29 U	0.29 U	0.29 U	0.29 U	0.29 U	0.29 U	0.29 U	0.29 U	0.29 U	0.29 U	0.29 U	0.29 U	0.29 U	0.29 U	0.29 U	0.29 U
Methyl tert butyl ether	70	0.70 U	0.70 U	0.70 U	0.70 U	0.70 U	0.70 U	0.70 U	0.70 U	0.70 U	0.70 U	0.70 U	0.70 U	0.70 U	0.70 U	0.70 U	0.70 U	0.70 U
Methylene chloride	3	0.70 U	0.70 U	0.70 U	0.70 U	0.70 U	0.70 U	0.70 U	0.70 U	0.70 U	0.70 U	0.70 U	0.70 U	0.70 U	0.70 U	0.70 U	0.70 U	0.70 U
o-Xylene	1000 [5]	0.70 U	0.70 U	0.70 U	0.70 U	0.70 U	0.70 U	0.70 U	0.70 U	0.70 U	0.70 U	0.70 U	0.70 U	0.70 U	0.70 U	0.70 U	0.70 U	0.70 U
p/m-Xylene	1000 [5]	0.70 U	0.70 U	0.70 U	0.70 U	0.70 U	0.70 U	0.70 U	0.70 U	0.70 U	0.70 U	0.70 U	0.70 U	0.70 U	0.70 U	0.70 U	0.70 U	0.70 U
Styrene	100	0.70 U	0.70 U	0.70 U	0.70 U	0.70 U	0.70 U	0.70 U	0.70 U	0.70 U	0.70 U	0.70 U	0.70 U	0.70 U	0.70 U	0.70 U	0.70 U	0.70 U
Tetrachloroethene	1	0.18 U	0.28 J	**1.8**	0.24 J	0.18 U	0.18 U	0.68	0.72	0.18 U	0.18 U	**99**	**52**	0.18 U	0.29 J	0.2 J	0.18 U	0.18 U
Toluene	600	0.70 U	0.70 U	0.70 U	0.70 U	0.70 U	0.70 U	0.70 U	0.70 U	0.70 U	0.70 U	0.70 U	0.70 U	0.70 U	0.70 U	0.70 U	0.70 U	0.70 U
trans-1,2-Dichloroethene	100	0.70 U	0.70 U	0.70 U	0.70 U	0.70 U	0.70 U	0.70 U	0.70 U	0.70 U	0.70 U	0.70 U	0.70 U	0.70 U	0.70 U	0.70 U	0.70 U	0.70 U
trans-1,3-Dichloropropene	1 [4]	0.16 U	0.16 U	0.16 U	0.16 U	0.16 U	0.16 U	0.16 U	0.16 U	0.16 U	0.16 U	0.16 U	0.16 U	0.16 U	0.16 U	0.16 U	0.16 U	0.16 U
Trichloroethene	1	0.76	1.0	**1.4**	0.48 J	**1.1**	0.17 U	**2.4**	**2.4**	**2.0**	0.17 U	**3.2**	**2.9**	**2.8**	**120**	0.2 J	0.17 U	0.17 U
Trichlorofluoromethane	2000	0.70 U	0.70 U	0.70 U	0.70 U	0.70 U	0.70 U	0.70 U	0.70 U	0.70 U	0.70 U	0.70 U	0.70 U	0.70 U	0.70 U	0.70 U	0.70 U	0.70 U
Vinyl chloride	1	0.33 U	0.33 U	0.33 U	0.33 U	0.33 U	0.33 U	0.33 U	0.33 U	0.33 U	0.33 U	0.33 U	0.33 U	0.33 U	0.33 U	0.33 U	0.33 U	0.33 U
Xylene (Total)	1000	0.70 U	0.70 U	0.70 U	0.70 U	0.70 U	0.70 U	0.70 U	0.70 U	0.70 U	0.70 U	0.70 U	0.70 U	0.70 U	0.70 U	0.70 U	0.70 U	0.70 U
Tentatively Identified Compound	N/A	None	None	None	None	None	None	None	None	None	None	None	None	None	None	None	None	None

Notes:
All sample results and criteria value are expressed in units of micrograms per liter (µg/l)
1 - Bolded compounds have at least one sample which exceeded NJDEP GWQS Criteria Exceedances are highlighted -
2 - N.J.A.C. 7:9C Ground Water Quality Standards, Appendix Table 1 - Specific Ground Water Quality Criteria unless otherwise noted
3 - N.J.A.C. 7:9C Ground Water Quality Standards, Appendix Table 2 - Interim Ground Water Quality Criteria
4 - GWQS for 1,3-Dichloropropene, Total (cis and trans)
5 - GWQS for Xylene, Total (o-Xylene and p/m-Xylene)
Analytical results for the modified trip/equipment blank are provided in the lab report in Appendix C

Acronyms:
ID - identification NJDEP - New Jersey Department of Environmental Protection
N/A - not applicable GWQS - Ground Water Quality Standards
VOC - volatile organic compound TIC - tentatively identified compound

Qualifiers:
U - compound not detected above the method reporting limit
J - an estimated value that is greater than the method detection limit but less than the reporting limit
* - recovery or RPD exceeds control limits

TABLE 6-5
Groundwater Sampling Analytical Results
Former LEC Site - Watchung and North Plainfield, NJ
Sample Date: September 11, 2014

Groundwater Sample ID		MW-501I	MW-501S	MW-502I	MW-502S	MW-503I	MW-503S	MW-505I	MW-505S	MW-506I	MW-506S	DUP-03 (MW-506S)	MW-507I	MW-507S	MW-508D	DUP-04 (MW-508D)	MW-508S
Laboratory ID		L1421110-07	L1421110-06	L1421110-09	L1421110-08	L1421110-11	L1421110-10	L1421110-13	L1421110-12	L1421110-15	L1421110-14	L1421110-52	L1421110-17	L1421110-16	L1421110-19	L1421110-53	L1421110-18
Volatile Organic Compound [1]	**NJDEP GWQS [2]**																
1,1,1-Trichloroethane	30	0.10 U	0.10 U	0.10 U	0.10 U	0.10 U	0.10 U	0.10 U	0.10 U	0.10 U	0.10 U	0.10 U	0.10 U	0.10 U	0.10 U	0.10 U	0.10 U
1,1,2,2-Tetrachloroethane	1	0.09 U	0.09 U	0.09 U	0.09 U	0.09 U	0.09 U	0.09 U	0.09 U	0.09 U	0.09 U	0.09 U	0.09 U	0.09 U	0.09 U	0.09 U	0.09 U
1,1,2-Trichloro-1,2,2-Trifluoroethane	N/A	1.0 J	0.15 U	0.15 U	0.45 J	0.29 J	0.15 U	0.15 U	0.15 U	0.44 J	0.15 U	0.15 U	0.42 J	0.15 U	0.15 U	0.15 U	0.43 J
1,1,2-Trichloroethane	3	0.09 U	0.09 U	0.09 U	0.09 U	0.09 U	0.09 U	0.09 U	0.09 U	0.09 U	0.09 U	0.09 U	0.09 U	0.09 U	0.09 U	0.09 U	0.09 U
1,1-Dichloroethane	50	0.21 U	0.21 U	0.21 U	0.21 U	0.21 U	0.21 U	0.21 U	0.21 U	0.21 U	0.21 U	0.21 U	0.21 U	0.21 U	0.21 U	0.21 U	0.21 U
1,1-Dichloroethene	1	0.09 U	0.09 U	0.09 U	0.09 U	0.09 U	0.09 U	0.09 U	0.09 U	0.09 U	0.09 U	0.09 U	0.09 U	0.09 U	0.09 U	0.09 U	0.09 U
1,2,3-Trichlorobenzene	N/A	0.12 U	0.12 U	0.12 U	0.12 U	0.12 U	0.12 U	0.12 U	0.12 U	0.12 U	0.12 U	0.12 U	0.12 U	0.12 U	0.12 U	0.12 U	0.12 U
1,2,4-Trichlorobenzene	9	0.12 U	0.12 U	0.12 U	0.12 U	0.12 U	0.12 U	0.12 U	0.12 U	0.12 U	0.12 U	0.12 U	0.12 U	0.12 U	0.12 U	0.12 U	0.12 U
1,2-Dibromo-3-chloropropane	0.02	0.32 U	0.32 U	0.32 U	0.32 U	0.32 U	0.32 U	0.32 U	0.32 U	0.32 U	0.32 U	0.32 U	0.32 U	0.32 U	0.32 U	0.32 U	0.32 U
1,2-Dibromoethane	0.03	0.10 U	0.10 U	0.10 U	0.10 U	0.10 U	0.10 U	0.10 U	0.10 U	0.10 U	0.10 U	0.10 U	0.10 U	0.10 U	0.10 U	0.10 U	0.10 U
1,2-Dichlorobenzene	600	0.07 U	0.07 U	0.07 U	0.07 U	0.07 U	0.07 U	0.07 U	0.07 U	0.07 U	0.07 U	0.07 U	0.07 U	0.07 U	0.07 U	0.07 U	0.07 U
1,2-Dichloroethane	2	0.11 U	0.11 U	0.11 U	0.11 U	0.11 U	0.11 U	0.11 U	0.11 U	0.11 U	0.11 U	0.11 U	0.11 U	0.11 U	0.11 U	0.11 U	0.11 U
1,2-Dichloropropane	1	0.11 U	0.11 U	0.11 U	0.11 U	0.11 U	0.11 U	0.11 U	0.11 U	0.11 U	0.11 U	0.11 U	0.11 U	0.11 U	0.11 U	0.11 U	0.11 U
1,3-Dichlorobenzene	600	0.07 U	0.07 U	0.07 U	0.07 U	0.07 U	0.07 U	0.07 U	0.07 U	0.07 U	0.07 U	0.07 U	0.07 U	0.07 U	0.07 U	0.07 U	0.07 U
1,3-Dichloropropene, Total	1	0.14 U	0.14 U	0.14 U	0.14 U	0.14 U	0.14 U	0.14 U	0.14 U	0.14 U	0.14 U	0.14 U	0.14 U	0.14 U	0.14 U	0.14 U	0.14 U
1,4-Dichlorobenzene	75	0.08 U	0.08 U	0.08 U	0.08 U	0.08 U	0.08 U	0.08 U	0.08 U	0.08 U	0.08 U	0.08 U	0.08 U	0.08 U	0.08 U	0.08 U	0.08 U
1,4-Dioxane	10 [3]	41 U	41 U	41 U	41 U	41 U	41 U	41 U	41 U	41 U	41 U	41 U	41 U	41 U	41 U	41 U	41 U
2-Butanone	300	1.9 U	1.9 U	1.9 U	1.9 U	1.9 U	1.9 U	1.9 U	1.9 U	1.9 U	1.9 U	1.9 U	1.9 U	1.9 U	1.9 U	1.9 U	1.9 U
2-Hexanone	300 [3]	0.14 U	0.14 U	0.14 U	0.14 U	0.14 U	0.14 U	0.14 U	0.14 U	0.14 U	0.14 U	0.14 U	0.14 U	0.14 U	0.14 U	0.14 U	0.14 U
4-Methyl-2-pentanone	N/A	0.26 U	0.26 U	0.26 U	0.26 U	0.26 U	0.26 U	0.26 U	0.26 U	0.26 U	0.26 U	0.26 U	0.26 U	0.26 U	0.26 U	0.26 U	0.26 U
Acetone	6000	10.0	10.0	10.0	11.0	11.0	14.0	28.0	12.0	8.5	9.9	11.0	6.0	6.2	8.8	10.0	8.1
Benzene	1	0.09 U	0.09 U	0.09 U	0.09 U	0.09 U	0.09 U	0.09 U	0.09 U	0.09 U	0.09 U	0.09 U	0.09 U	0.09 U	0.09 U	0.09 U	0.09 U
Bromochloromethane	N/A	0.13 U	0.13 U	0.13 U	0.13 U	0.13 U	0.13 U	0.13 U	0.13 U	0.13 U	0.13 U	0.13 U	0.13 U	0.13 U	0.13 U	0.13 U	0.13 U
Bromodichloromethane	1	0.19 U	0.19 U	0.19 U	0.19 U	0.19 U	0.19 U	0.19 U	0.19 U	0.19 U	0.19 U	0.19 U	0.19 U	0.19 U	0.19 U	0.19 U	0.19 U
Bromoform	4	0.25 U	0.25 U	0.25 U	0.25 U	0.25 U	0.25 U	0.25 U	0.25 U	0.25 U	0.25 U	0.25 U	0.25 U	0.25 U	0.25 U	0.25 U	0.25 U
Bromomethane	10	0.26 U	0.26 U	0.26 U	0.26 U	0.26 U	0.26 U	0.26 U	0.26 U	0.26 U	0.26 U	0.26 U	0.26 U	0.26 U	0.26 U	0.26 U	0.26 U
Carbon disulfide	700	0.09 U	0.09 U	0.09 U	0.09 U	0.09 U	0.09 U	0.09 U	0.09 U	0.09 U	0.09 U	0.09 U	0.09 U	0.09 U	0.09 U	0.09 U	0.09 U
Carbon tetrachloride	1	0.10 U	0.10 U	0.10 U	0.10 U	0.10 U	0.10 U	0.10 U	0.10 U	0.10 U	0.10 U	0.10 U	0.10 U	0.10 U	0.10 U	0.10 U	0.10 U
Chlorobenzene	50	0.07 U	0.07 U	0.07 U	0.07 U	0.07 U	0.07 U	0.07 U	0.07 U	0.07 U	0.07 U	0.07 U	0.07 U	0.07 U	0.07 U	0.07 U	0.07 U
Chloroethane	5 [3]	0.13 U	0.13 U	0.13 U	0.13 U	0.13 U	0.13 U	0.13 U	0.13 U	0.13 U	0.13 U	0.13 U	0.13 U	0.13 U	0.13 U	0.13 U	0.13 U
Chloroform	70	0.16 U	0.16 U	0.55 J	0.93	0.16 U	0.22 J	1.20	0.62 J	1.00	0.53 J	0.88	1.40	1.30	0.16 U	0.16 U	2.60
Chloromethane	N/A	0.09 U	0.09 U	0.09 U	0.09 U	0.09 U	0.09 U	0.09 U	0.09 U	0.09 U	0.09 U	0.09 U	0.09 U	0.09 U	0.09 U	0.09 U	0.09 U
cis-1,2-Dichloroethene	70	0.11 U	0.18 J	0.11 U	0.11 U	0.11 U	0.11 U	0.11 U	0.11 U	0.11 U	0.11 U	0.11 U	0.17 J	0.11 U	1.30	1.30	0.11 U
cis-1,3-Dichloropropene	1 [4]	0.14 U	0.14 U	0.14 U	0.14 U	0.14 U	0.14 U	0.14 U	0.14 U	0.14 U	0.14 U	0.14 U	0.14 U	0.14 U	0.14 U	0.14 U	0.14 U
Cyclohexane	N/A	0.27 U	0.27 U	0.27 U	0.27 U	0.27 U	0.27 U	0.27 U	0.27 U	0.27 U	0.27 U	0.27 U	0.27 U	0.27 U	0.27 U	0.27 U	0.27 U
Dibromochloromethane	1	0.15 U	0.15 U	0.15 U	0.15 U	0.15 U	0.15 U	0.15 U	0.15 U	0.15 U	0.15 U	0.15 U	0.15 U	0.15 U	0.15 U	0.15 U	0.15 U
Dichlorodifluoromethane	1000	0.19 U	0.19 U	0.19 U	0.19 U	0.19 U	0.19 U	0.19 U	0.19 U	0.19 U	0.19 U	0.19 U	0.19 U	0.19 U	0.19 U	0.19 U	0.19 U
Ethylbenzene	700	0.10 U	0.10 U	0.10 U	0.10 U	0.10 U	0.10 U	0.10 U	0.10 U	0.10 U	0.10 U	0.10 U	0.10 U	0.10 U	0.10 U	0.10 U	0.10 U
Isopropylbenzene	700	0.11 U	0.11 U	0.11 U	0.11 U	0.11 U	0.11 U	0.11 U	0.11 U	0.11 U	0.11 U	0.11 U	0.11 U	0.11 U	0.11 U	0.11 U	0.11 U
Methyl Acetate	7000	0.23 U	0.23 U	0.23 U	0.23 U	0.23 U	0.23 U	0.23 U	0.23 U	0.23 U	0.23 U	0.23 U	0.23 U	0.23 U	0.23 U	0.23 U	0.23 U
Methylcyclohexane	N/A	0.40 U	0.40 U	0.40 U	0.40 U	0.40 U	0.40 U	0.40 U	0.40 U	0.40 U	0.40 U	0.40 U	0.40 U	0.40 U	0.40 U	0.40 U	0.40 U
Methyl tert butyl ether	70	0.15 U	0.15 U	0.15 U	0.15 U	0.15 U	0.15 U	0.15 U	0.15 U	0.15 U	0.15 U	0.15 U	0.15 U	0.15 U	0.15 U	0.15 U	0.15 U
Methylene chloride	3	0.27 U	0.27 U	0.27 U	0.27 U	0.27 U	0.27 U	0.27 U	0.27 U	0.27 U	0.27 U	0.27 U	0.27 U	0.27 U	0.27 U	0.27 U	0.27 U
o-Xylene	1000 [5]	0.17 U	0.17 U	0.17 U	0.17 U	0.17 U	0.17 U	0.17 U	0.17 U	0.17 U	0.17 U	0.17 U	0.17 U	0.17 U	0.17 U	0.17 U	0.17 U
p/m-Xylene	1000 [5]	0.18 U	0.18 U	0.18 U	0.18 U	0.18 U	0.18 U	0.18 U	0.18 U	0.18 U	0.18 U	0.18 U	0.18 U	0.18 U	0.18 U	0.18 U	0.18 U
Styrene	100	0.12 U	0.12 U	0.12 U	0.12 U	0.12 U	0.12 U	0.12 U	0.12 U	0.12 U	0.12 U	0.12 U	0.12 U	0.12 U	0.12 U	0.12 U	0.12 U
Tetrachloroethene	1	0.09 U	0.09 U	0.09 U	0.86	0.09 U	0.09 U	0.09 U	0.09 U	0.50	0.09 U	0.09 U	0.48 J	0.22 J	0.09 U	0.09 U	0.26 J
Toluene	600	0.16 U	0.16 U	0.16 U	0.16 U	0.16 U	0.16 U	0.16 U	0.16 U	0.16 U	0.16 U	0.16 U	0.16 U	0.16 U	0.16 U	0.16 U	0.16 U
trans-1,2-Dichloroethene	100	0.16 U	0.16 U	0.16 U	0.16 U	0.16 U	0.16 U	0.16 U	0.16 U	0.16 U	0.16 U	0.16 U	0.16 U	0.16 U	0.16 U	0.16 U	0.16 U
trans-1,3-Dichloropropene	1 [4]	0.15 U	0.15 U	0.15 U	0.15 U	0.15 U	0.15 U	0.15 U	0.15 U	0.15 U	0.15 U	0.15 U	0.15 U	0.15 U	0.15 U	0.15 U	0.15 U
Trichloroethene	1	0.73	0.11 U	0.74	0.64	0.51	0.63	0.11 U	0.11 U	0.86	0.11 U	0.35 J	**1.3**	**1.3**	**2.2**	**2.1**	**1.9**
Trichlorofluoromethane	2000	0.10 U	0.10 U	0.10 U	0.10 U	0.10 U	0.10 U	0.10 U	0.10 U	0.10 U	0.10 U	0.10 U	0.10 U	0.10 U	0.10 U	0.10 U	0.10 U
Vinyl chloride	1	0.09 U	0.09 U	0.09 U	0.09 U	0.09 U	0.09 U	0.09 U	0.09 U	0.09 U	0.09 U	0.09 U	0.09 U	0.09 U	**1.3**	**1.3**	0.09 U
Xylene (Total)	1000	0.17 U	0.17 U	0.17 U	0.17 U	0.17 U	0.17 U	0.17 U	0.17 U	0.17 U	0.17 U	0.17 U	0.17 U	0.17 U	0.17 U	0.17 U	0.17 U
Tentatively Identified Compound	N/A	None	None	None	None	None	None	2.6 J	None	None	1.9 J	None	None	None	None	None	None

Notes:

All sample results and criteria value are expressed in units of micrograms per liter (µg/l)

1 - Bolded compounds have at least one sample which exceeded NJDEP GWQS Criteria Exceedances are highlighted -

2 - N.J.A.C. 7:9C Ground Water Quality Standards, Appendix Table 1 - Specific Ground Water Quality Criteria unless otherwise noted

3 - N.J.A.C. 7:9C Ground Water Quality Standards, Appendix Table 2 - Interim Ground Water Quality Criteria

4 - GWQS for 1,3-Dichloropropene, Total (cis and trans)

5 - GWQS for Xylene, Total (o-Xylene and p/m-Xylene)

Analytical results for the modified trip/equipment blank are provided in the lab report in Appendix C

Acronyms:

ID - identification
N/A - not applicable
VOC - volatile organic compound
NJDEP - New Jersey Department of Environmental Protection
GWQS - Ground Water Quality Standards
TIC - tentatively identified compound

Qualifiers:

U - compound not detected above the method reporting limit
J - an estimated value that is greater than the method detection limit but less than the reporting limit
* - recovery or RPD exceeds control limits

TABLE 6-5
Groundwater Sampling Analytical Results
Former LEC Site - Watchung and North Plainfield, NJ
Sample Date: September 11, 2014

Groundwater Sample ID		MW-532D	MW-532S	MW-544D	MW-544I	MW-544S	MW-545D	MW-545I	MW-545S	MW-546D	MW-546I	MW-546S	MW-547D	MW-547I	MW-547S	MW-549I	DUP-01 (MW-549I)	MW-549S
Laboratory ID		L1421110-21	L1421110-20	L1421110-24	L1421110-23	L1421110-22	L1421110-27	L1421110-26	L1421110-25	L1421110-30	L1421110-29	L1421110-28	L1421110-33	L1421110-32	L1421110-31	L1421110-35	L1421110-50	L1421110-34
Volatile Organic Compound [1]	**NJDEP GWQS** [2]																	
1,1,1-Trichloroethane	30	0.10 U	0.10 U	0.10 U	0.10 U	0.10 U	0.10 U	0.10 U	0.10 U	0.10 U	0.10 U	0.10 U	0.10 U	0.10 U	0.10 U	0.10 U	0.10 U	0.10 U
1,1,2,2-Tetrachloroethane	1	0.09 U	0.09 U	0.09 U	0.09 U	0.09 U	0.09 U	0.09 U	0.09 U	0.09 U	0.09 U	0.09 U	0.09 U	0.09 U	0.09 U	0.09 U	0.09 U	0.09 U
1,1,2-Trichloro-1,2,2-Trifluoroethane	N/A	0.15 U	2.00 J	0.15 U	0.15 U	0.15 U	0.15 U	0.15 U	0.15 U	0.15 U	0.15 U	0.15 U	0.15 U	0.15 U	0.15 U	1.2 J	0.69 J	1.2 J
1,1,2-Trichloroethane	3	0.09 U	0.09 U	0.09 U	0.09 U	0.09 U	0.09 U	0.09 U	0.09 U	0.09 U	0.09 U	0.09 U	0.09 U	0.09 U	0.09 U	0.09 U	0.09 U	0.09 U
1,1-Dichloroethane	50	0.21 U	0.21 U	0.21 U	0.21 U	0.21 U	0.21 U	0.21 U	0.21 U	0.21 U	0.21 U	0.21 U	0.21 U	0.21 U	0.21 U	0.21 U	0.21 U	0.21 U
1,1-Dichloroethene	1	0.09 U	0.09 U	0.09 U	0.09 U	0.09 U	0.09 U	0.09 U	0.09 U	0.09 U	0.09 U	0.09 U	0.09 U	0.09 U	0.09 U	0.09 U	0.09 U	0.09 U
1,2,3-Trichlorobenzene	N/A	0.12 U	0.12 U	0.12 U	0.12 U	0.12 U	0.12 U	0.12 U	0.12 U	0.12 U	0.12 U	0.12 U	0.12 U	0.12 U	0.12 U	0.12 U	0.12 U	0.12 U
1,2,4-Trichlorobenzene	9	0.12 U	0.12 U	0.12 U	0.12 U	0.12 U	0.12 U	0.12 U	0.12 U	0.12 U	0.12 U	0.12 U	0.12 U	0.12 U	0.12 U	0.12 U	0.12 U	0.12 U
1,2-Dibromo-3-chloropropane	0.02	0.32 U	0.32 U	0.32 U	0.32 U	0.32 U	0.32 U	0.32 U	0.32 U	0.32 U	0.32 U	0.32 U	0.32 U	0.32 U	0.32 U	0.32 U	0.32 U	0.32 U
1,2-Dibromoethane	0.03	0.10 U	0.10 U	0.10 U	0.10 U	0.10 U	0.10 U	0.10 U	0.10 U	0.10 U	0.10 U	0.10 U	0.10 U	0.10 U	0.10 U	0.10 U	0.10 U	0.10 U
1,2-Dichlorobenzene	600	0.07 U	0.07 U	0.07 U	0.07 U	0.07 U	0.07 U	0.07 U	0.07 U	0.07 U	0.07 U	0.07 U	0.07 U	0.07 U	1.3 J	0.07 U	0.07 U	0.07 U
1,2-Dichloroethane	2	0.11 U	0.11 U	0.11 U	0.11 U	0.11 U	0.11 U	0.11 U	0.11 U	0.11 U	0.11 U	0.11 U	0.11 U	0.11 U	0.11 U	0.11 U	0.11 U	0.11 U
1,2-Dichloropropane	1	0.11 U	0.11 U	0.11 U	0.11 U	0.11 U	0.11 U	0.11 U	0.11 U	0.11 U	0.11 U	0.11 U	0.11 U	0.11 U	0.11 U	0.11 U	0.11 U	0.11 U
1,3-Dichlorobenzene	600	0.07 U	0.07 U	0.07 U	0.07 U	0.07 U	0.07 U	0.07 U	0.07 U	0.07 U	0.07 U	0.07 U	0.07 U	0.07 U	0.07 U	0.07 U	0.07 U	0.07 U
1,3-Dichloropropene, Total	1	0.14 U	0.14 U	0.14 U	0.14 U	0.14 U	0.14 U	0.14 U	0.14 U	0.14 U	0.14 U	0.14 U	0.14 U	0.14 U	0.14 U	0.14 U	0.14 U	0.14 U
1,4-Dichlorobenzene	75	0.08 U	0.08 U	0.08 U	0.08 U	0.08 U	0.08 U	0.08 U	0.08 U	0.08 U	0.08 U	0.08 U	0.08 U	0.08 U	0.89 J	0.08 U	0.08 U	0.08 U
1,4-Dioxane	10[3]	41 U	41 U	41 U	41 U	41 U	41 U	41 U	41 U	41 U	41 U	41 U	41 U	41 U	41 U	41 U	41 U	41 U
2-Butanone	300	1.9 U	1.9 U	1.9 U	1.9 U	1.9 U	1.9 U	1.9 U	1.9 U	1.9 U	1.9 U	1.9 U	1.9 U	1.9 U	1.9 U	1.9 U	1.9 U	1.9 U
2-Hexanone	300[3]	0.14 U	0.14 U	0.14 U	0.14 U	0.14 U	0.14 U	0.14 U	0.14 U	0.14 U	0.14 U	0.14 U	0.14 U	0.14 U	0.14 U	0.14 U	0.14 U	0.14 U
4-Methyl-2-pentanone	N/A	0.26 U	0.26 U	0.26 U	0.26 U	0.26 U	0.26 U	0.26 U	0.26 U	0.26 U	0.26 U	0.26 U	0.26 U	0.26 U	0.26 U	0.26 U	0.26 U	0.26 U
Acetone	6000	5.6	7.2	7.4	5.1	8.6	8.2	10.0	8.2	12.0	9.7	7.5	9.0	12.0	8.8	9.6	11.0	11.0
Benzene	1	0.09 U	0.09 U	0.09 U	0.09 U	0.09 U	0.09 U	0.09 U	0.09 U	0.09 U	0.09 U	0.09 U	0.09 U	0.09 U	0.09 U	0.09 U	0.09 U	0.09 U
Bromochloromethane	N/A	0.13 U	0.13 U	0.13 U	0.13 U	0.13 U	0.13 U	0.13 U	0.13 U	0.13 U	0.13 U	0.13 U	0.13 U	0.13 U	0.13 U	0.13 U	0.13 U	0.13 U
Bromodichloromethane	1	0.19 U	0.19 U	0.19 U	0.19 U	0.19 U	0.19 U	0.19 U	0.19 U	0.19 U	0.19 U	0.19 U	0.19 U	0.19 U	0.19 U	0.19 U	0.19 U	0.19 U
Bromoform	4	0.25 U	0.25 U	0.25 U	0.25 U	0.25 U	0.25 U	0.25 U	0.25 U	0.25 U	0.25 U	0.25 U	0.25 U	0.25 U	0.25 U	0.25 U	0.25 U	0.25 U
Bromomethane	10	0.26 U	0.26 U	0.26 U	0.26 U	0.26 U	0.26 U	0.26 U	0.26 U	0.26 U	0.26 U	0.26 U	0.26 U	0.26 U	0.26 U	0.26 U	0.26 U	0.26 U
Carbon disulfide	700	0.09 U	0.09 U	0.09 U	0.09 U	0.09 U	0.09 U	0.09 U	0.09 U	0.09 U	0.09 U	0.09 U	0.09 U	0.09 U	0.09 U	0.09 U	0.09 U	0.09 U
Carbon tetrachloride	1	0.10 U	0.10 U	0.10 U	0.10 U	0.10 U	0.10 U	0.10 U	0.10 U	0.10 U	0.10 U	0.10 U	0.10 U	0.10 U	0.10 U	0.10 U	0.10 U	0.10 U
Chlorobenzene	50	0.07 U	0.07 U	0.07 U	0.07 U	0.07 U	0.07 U	0.07 U	0.07 U	0.07 U	0.07 U	0.07 U	0.07 U	0.07 U	0.22 J	0.07 U	0.07 U	0.07 U
Chloroethane	5[3]	0.13 U	0.13 U	0.13 U	0.13 U	0.13 U	0.13 U	0.13 U	0.13 U	0.13 U	0.13 U	0.13 U	0.13 U	0.13 U	0.13 U	0.13 U	0.13 U	0.13 U
Chloroform	70	0.40 J	0.57 J	0.16 U	0.16 U	0.16 U	0.48 J	0.48 J	1.60	3.80	0.39 J	0.16 U	0.16 U	0.48 J	0.16 U	0.18 J	0.22 J	2.50
Chloromethane	N/A	0.09 U	0.09 U	0.09 U	0.09 U	0.09 U	0.09 U	0.09 U	0.09 U	0.09 U	0.09 U	0.09 U	0.09 U	0.09 U	0.09 U	0.09 U	0.09 U	0.09 U
cis-1,2-Dichloroethene	70	0.11 U	0.11 U	0.11 U	0.11 U	0.11 U	0.11 U	0.11 U	0.31 J	0.11 U	0.11 U	0.11 U	0.11 U	0.11 U	2.10	1.40	1.40	0.11 U
cis-1,3-Dichloropropene	1[4]	0.14 U	0.14 U	0.14 U	0.14 U	0.14 U	0.14 U	0.14 U	0.14 U	0.14 U	0.14 U	0.14 U	0.14 U	0.14 U	0.14 U	0.14 U	0.14 U	0.14 U
Cyclohexane	N/A	0.27 U	0.27 U	0.27 U	0.27 U	0.27 U	0.27 U	0.27 U	0.27 U	0.27 U	0.27 U	0.27 U	0.27 U	0.27 U	0.27 U	0.27 U	0.27 U	0.27 U
Dibromochloromethane	1	0.15 U	0.15 U	0.15 U	0.15 U	0.15 U	0.15 U	0.15 U	0.15 U	0.15 U	0.15 U	0.15 U	0.15 U	0.15 U	0.15 U	0.15 U	0.15 U	0.15 U
Dichlorodifluoromethane	1000	0.19 U	0.19 U	0.19 U	0.19 U	0.19 U	0.19 U	0.19 U	0.19 U	0.19 U	0.19 U	0.19 U	0.19 U	0.19 U	0.19 U	0.19 U	0.19 U	0.19 U
Ethylbenzene	700	0.10 U	0.10 U	0.10 U	0.10 U	0.10 U	0.10 U	0.10 U	0.10 U	0.10 U	0.10 U	0.10 U	0.10 U	0.10 U	0.10 U	0.10 U	0.10 U	0.10 U
Isopropylbenzene	700	0.11 U	0.11 U	0.11 U	0.11 U	0.11 U	0.11 U	0.11 U	0.11 U	0.11 U	0.11 U	0.11 U	0.11 U	0.11 U	0.11 U	0.11 U	0.11 U	0.11 U
Methyl Acetate	7000	0.23 U	0.23 U	0.23 U	0.23 U	0.23 U	0.23 U	0.23 U	0.23 U	0.23 U	0.23 U	0.23 U	0.23 U	0.23 U	0.23 U	0.23 U	0.23 U	0.23 U
Methylcyclohexane	N/A	0.40 U	0.40 U	0.40 U	0.40 U	0.40 U	0.40 U	0.40 U	0.40 U	0.40 U	0.40 U	0.40 U	0.40 U	0.40 U	0.40 U	0.40 U	0.40 U	0.40 U
Methyl tert butyl ether	70	0.15 U	0.15 U	0.15 U	0.15 U	0.15 U	0.15 U	0.15 U	0.15 U	0.15 U	0.15 U	0.15 U	0.15 U	0.15 U	0.35 J	0.15 U	0.15 U	0.15 U
Methylene chloride	3	0.27 U	0.27 U	0.27 U	0.27 U	0.27 U	0.27 U	0.27 U	0.27 U	0.27 U	0.27 U	0.27 U	0.27 U	0.27 U	0.27 U	0.27 U	0.27 U	0.27 U
o-Xylene	1000[5]	0.17 U	0.17 U	0.17 U	0.17 U	0.17 U	0.17 U	0.17 U	0.17 U	0.17 U	0.17 U	0.17 U	0.17 U	0.17 U	0.17 U	0.17 U	0.17 U	0.17 U
p/m-Xylene	1000[5]	0.18 U	0.18 U	0.18 U	0.18 U	0.18 U	0.18 U	0.18 U	0.18 U	0.18 U	0.18 U	0.18 U	0.18 U	0.18 U	0.18 U	0.18 U	0.18 U	0.18 U
Styrene	100	0.12 U	0.12 U	0.12 U	0.12 U	0.12 U	0.12 U	0.12 U	0.12 U	0.12 U	0.12 U	0.12 U	0.12 U	0.12 U	0.12 U	0.12 U	0.12 U	0.12 U
Tetrachloroethene	1	**1.0**	0.46 J	0.09 U	0.09 U	0.19 J	**2.7**	0.09 U	0.09 U	0.09 U	0.09 U	0.09 U	0.09 U	0.09 U	0.09 U	**1.1**	**1.0**	**3.0**
Toluene	600	0.16 U	0.16 U	0.16 U	0.16 U	0.16 U	0.16 U	0.16 U	0.16 U	0.16 U	0.16 U	0.16 U	0.16 U	0.16 U	0.16 U	0.16 U	0.16 U	0.16 U
trans-1,2-Dichloroethene	100	0.16 U	0.16 U	0.16 U	0.16 U	0.16 U	0.16 U	0.16 U	0.16 U	0.16 U	0.16 U	0.16 U	0.16 U	0.16 U	0.16 U	0.16 U	0.16 U	0.16 U
trans-1,3-Dichloropropene	1[4]	0.15 U	0.15 U	0.15 U	0.15 U	0.15 U	0.15 U	0.15 U	0.15 U	0.15 U	0.15 U	0.15 U	0.15 U	0.15 U	0.15 U	0.15 U	0.15 U	0.15 U
Trichloroethene	1	**1.9**	**1.7**	0.39 J	1.0	0.11 U	0.31 J	0.11 U	0.11 U	**3.6**	0.52	0.11 U	0.11 U	1.0	**6.2**	**49.0**	**44.0**	**1.6**
Trichlorofluoromethane	2000	0.10 U	0.10 U	0.10 U	0.10 U	0.10 U	0.36 J	2.80	0.10 U	0.10 U	0.10 U	0.10 U	0.10 U	0.10 U	0.10 U	0.10 U	0.10 U	0.10 U
Vinyl chloride	1	0.09 U	0.09 U	0.09 U	0.09 U	0.09 U	0.09 U	0.09 U	0.09 U	0.09 U	0.09 U	0.09 U	0.09 U	0.09 U	0.09 U	0.09 U	0.09 U	0.09 U
Xylene (Total)	1000	0.17 U	0.17 U	0.17 U	0.17 U	0.17 U	0.17 U	0.17 U	0.17 U	0.17 U	0.17 U	0.17 U	0.17 U	0.17 U	0.17 U	0.17 U	0.17 U	0.17 U
Tentatively Identified Compound	N/A	None	None	None	None	None	None	None	None	None	None	None	None	None	None	None	None	None

Notes:

All sample results and criteria value are expressed in units of micrograms per liter (µg/l)

1 - Bolded compounds have at least one sample which exceeded NJDEP GWQS Criteria

Exceedances are highlighted -

2 - N.J.A.C. 7:9C Ground Water Quality Standards, Appendix Table 1 - Specific Ground Water Quality Criteria unless otherwise noted

3 - N.J.A.C. 7:9C Ground Water Quality Standards, Appendix Table 2 - Interim Ground Water Quality Criteria

4 - GWQS for 1,3-Dichloropropene, Total (cis and trans)

5 - GWQS for Xylene, Total (o-Xylene and p/m-Xylene)

Analytical results for the modified trip/equipment blank are provided in the lab report in Appendix C

Acronyms:

ID - identification
N/A - not applicable
VOC - volatile organic compound
NJDEP - New Jersey Department of Environmental Protection
GWQS - Ground Water Quality Standards
TIC - tentatively identified compound

Qualifiers:

U - compound not detected above the method reporting limit
J - an estimated value that is greater than the method detection limit but less than the reporting limit
* - recovery or RPD exceeds control limits

TABLE 6-5
Groundwater Sampling Analytical Results
Former LEC Site - Watchung and North Plainfield, NJ
Sample Date: September 11, 2014

Groundwater Sample ID		MW-550I	MW-550S	DUP-02 (MW-550S)	PZ-521I	PZ-521S	PZ-522D	PZ-522I	DUP-05 (PZ-522I)	PZ-522S	PZ-524D	PZ-524I	PZ-524S	MW-1I	MW-1S	MW-2D	MW-2I	MW-3D
Laboratory ID		L1421110-45	L1421110-36	L1421110-51	L1421110-38	L1421110-37	L1421110-41	L1421110-40	L1421110-54	L1421110-39	L1421110-44	L1421110-43	L1421110-42	L1421110-02	L1421110-01	L1421110-03	L1421110-04	L1421110-05
Volatile Organic Compound [1]	**NJDEP GWQS** [2]																	
1,1,1-Trichloroethane	30	0.10 U	0.10 U	0.10 U	0.10 U	0.10 U	0.10 U	0.10 U	0.10 U	0.10 U	0.10 U	0.10 U	0.10 U	0.10 U	0.10 U	0.10 U	0.10 U	0.10 U
1,1,2,2-Tetrachloroethane	1	0.09 U	0.09 U	0.09 U	0.09 U	0.09 U	0.09 U	0.09 U	0.09 U	0.09 U	0.09 U	0.09 U	0.09 U	0.09 U	0.09 U	0.09 U	0.09 U	0.09 U
1,1,2-Trichloro-1,2,2-Trifluoroethane	N/A	0.86 J	0.15 U	0.15 U	0.15 U	0.15 U	0.15 U	0.15 U	0.15 U	0.15 U	0.15 U	0.15 U	0.15 U	0.24 J	1.2 J	0.15 U	0.15 U	0.15 U
1,1,2-Trichloroethane	3	0.09 U	0.09 U	0.09 U	0.09 U	0.09 U	0.09 U	0.09 U	0.09 U	0.09 U	0.09 U	0.09 U	0.09 U	0.09 U	0.09 U	0.09 U	0.09 U	0.09 U
1,1-Dichloroethane	50	0.21 U	0.21 U	0.21 U	0.21 U	0.21 U	0.21 U	1.50	1.60	0.21 U	0.21 U	0.21 U	0.21 U	0.21 U	0.21 U	0.21 U	0.21 U	0.21 U
1,1-Dichloroethene	1	0.09 U	0.09 U	0.09 U	0.09 U	0.09 U	0.09 U	0.09 U	0.09 U	0.09 U	0.09 U	0.09 U	0.09 U	0.09 U	0.09 U	0.09 U	0.09 U	0.09 U
1,2,3-Trichlorobenzene	N/A	0.12 U	0.12 U	0.12 U	0.12 U	0.12 U	0.12 U	0.12 U	0.12 U	0.12 U	0.12 U	0.12 U	0.12 U	0.12 U	0.12 U	0.12 U	0.12 U	0.12 U
1,2,4-Trichlorobenzene	9	0.12 U	0.12 U	0.12 U	0.12 U	0.12 U	0.12 U	0.12 U	0.12 U	0.12 U	0.12 U	0.12 U	0.12 U	0.12 U	0.12 U	0.12 U	0.12 U	0.12 U
1,2-Dibromo-3-chloropropane	0.02	0.32 U	0.32 U	0.32 U	0.32 U	0.32 U	0.32 U	0.32 U	0.32 U	0.32 U	0.32 U	0.32 U	0.32 U	0.32 U	0.32 U	0.32 U	0.32 U	0.32 U
1,2-Dibromoethane	0.03	0.10 U	0.10 U	0.10 U	0.10 U	0.10 U	0.10 U	0.10 U	0.10 U	0.10 U	0.10 U	0.10 U	0.10 U	0.10 U	0.10 U	0.10 U	0.10 U	0.10 U
1,2-Dichlorobenzene	600	0.07 U	0.07 U	0.07 U	0.07 U	0.28 J	0.07 U	0.07 U	0.07 U	0.07 U	0.07 U	0.07 U	0.07 U	0.07 U	0.07 U	0.07 U	0.07 U	0.07 U
1,2-Dichloroethane	2	0.11 U	0.11 U	0.11 U	0.11 U	0.11 U	0.11 U	0.11 U	0.11 U	0.11 U	0.11 U	0.11 U	0.11 U	0.11 U	0.11 U	0.11 U	0.11 U	0.11 U
1,2-Dichloropropane	1	0.11 U	0.11 U	0.11 U	0.11 U	0.11 U	0.11 U	0.11 U	0.11 U	0.11 U	0.11 U	0.11 U	0.11 U	0.11 U	0.11 U	0.11 U	0.11 U	0.11 U
1,3-Dichlorobenzene	600	0.07 U	0.07 U	0.07 U	0.07 U	0.07 U	0.07 U	0.07 U	0.07 U	0.07 U	0.07 U	0.07 U	0.07 U	0.07 U	0.07 U	0.07 U	0.07 U	0.07 U
1,3-Dichloropropene, Total	1	0.14 U	0.14 U	0.14 U	0.14 U	0.14 U	0.14 U	0.14 U	0.14 U	0.14 U	0.14 U	0.14 U	0.14 U	0.14 U	0.14 U	0.14 U	0.14 U	0.14 U
1,4-Dichlorobenzene	75	0.08 U	0.08 U	0.08 U	0.08 U	0.08 U	0.08 U	0.08 U	0.08 U	0.08 U	0.08 U	0.08 U	0.08 U	0.08 U	0.08 U	0.08 U	0.08 U	0.08 U
1,4-Dioxane	10 [3]	41 U	41 U	41 U	41 U	41 U	41 U	41 U	41 U	41 U	41 U	41 U	41 U	41 U	41 U	41 U	41 U	41 U
2-Butanone	300	1.9 U	1.9 U	1.9 U	1.9 U	1.9 U	1.9 U	1.9 U	1.9 U	1.9 U	1.9 U	1.9 U	1.9 U	1.9 U	1.9 U	1.9 U	1.9 U	1.9 U
2-Hexanone	300 [3]	0.14 U	0.14 U	0.14 U	0.14 U	0.14 U	0.14 U	0.14 U	0.14 U	0.14 U	0.14 U	0.14 U	0.14 U	0.14 U	0.14 U	0.14 U	0.14 U	0.14 U
4-Methyl-2-pentanone	N/A	0.26 U	0.26 U	0.26 U	0.26 U	0.26 U	0.26 U	0.26 U	0.26 U	0.26 U	0.26 U	0.26 U	0.26 U	0.26 U	0.26 U	0.26 U	0.26 U	0.26 U
Acetone	6000	25.0	9.4	11.0	10.0	12.0	12.0	7.0	13.0	11.0	10.0	11.0	12.0	10.0	9.4	11.0	9.6	11.0
Benzene	1	0.09 U	0.09 U	0.09 U	0.09 U	0.09 U	0.09 U	0.09 U	0.09 U	0.09 U	0.09 U	0.09 U	0.09 U	0.09 U	0.17 J	0.09 U	0.09 U	0.09 U
Bromochloromethane	N/A	0.13 U	0.13 U	0.13 U	0.13 U	0.13 U	0.13 U	0.13 U	0.13 U	0.13 U	0.13 U	0.13 U	0.13 U	0.13 U	0.13 U	0.13 U	0.13 U	0.13 U
Bromodichloromethane	1	0.19 U	0.19 U	0.19 U	0.19 U	0.19 U	0.19 U	0.19 U	0.19 U	0.19 U	0.19 U	0.19 U	0.19 U	0.19 U	0.19 U	0.19 U	0.19 U	0.19 U
Bromoform	4	0.25 U	0.25 U	0.25 U	0.25 U	0.25 U	0.25 U	0.25 U	0.25 U	0.25 U	0.25 U	0.25 U	0.25 U	0.25 U	0.25 U	0.25 U	0.25 U	0.25 U
Bromomethane	10	0.26 U	0.26 U	0.26 U	0.26 U	0.26 U	0.26 U	0.26 U	0.26 U	0.26 U	0.26 U	0.26 U	0.26 U	0.26 U	0.26 U	0.26 U	0.26 U	0.26 U
Carbon disulfide	700	0.09 U	0.09 U	0.09 U	0.09 U	0.09 U	0.09 U	0.09 U	0.09 U	0.09 U	0.09 U	0.09 U	0.09 U	0.09 U	0.09 U	0.09 U	0.09 U	0.09 U
Carbon tetrachloride	1	0.10 U	0.10 U	0.10 U	0.10 U	0.10 U	0.10 U	0.10 U	0.10 U	0.10 U	0.10 U	0.10 U	0.10 U	0.10 U	0.10 U	0.10 U	0.10 U	0.10 U
Chlorobenzene	50	0.07 U	0.07 U	0.07 U	0.07 U	0.07 U	0.07 U	0.07 U	0.07 U	0.07 U	0.07 U	0.07 U	0.07 U	0.07 U	0.07 U	0.07 U	0.07 U	0.07 U
Chloroethane	5 [3]	0.13 U	0.13 U	0.13 U	0.13 U	0.13 U	0.13 U	0.13 U	0.13 U	0.13 U	0.13 U	0.13 U	0.13 U	0.13 U	0.13 U	0.13 U	0.13 U	0.13 U
Chloroform	70	2.20	1.10	1.20	0.22 J	0.16 U	2.80	3.20	3.30	0.16 U	1.70	2.60	3.90	0.38 J	1.40	0.23 J	1.10	0.21 J
Chloromethane	N/A	0.09 U	0.09 U	0.09 U	0.09 U	0.09 U	0.09 U	0.09 U	0.09 U	0.09 U	0.09 U	0.09 U	0.09 U	0.09 U	0.09 U	0.09 U	0.09 U	0.09 U
cis-1,2-Dichloroethene	70	0.11 U	0.11 U	0.11 U	0.11 U	0.77	0.21 J	7.50	7.50	0.11 U	1.00	2.10	0.11 U	0.63	0.11 U	0.11 U	0.11 U	0.11 U
cis-1,3-Dichloropropene	1 [4]	0.14 U	0.14 U	0.14 U	0.14 U	0.14 U	0.14 U	0.14 U	0.14 U	0.14 U	0.14 U	0.14 U	0.14 U	0.14 U	0.14 U	0.14 U	0.14 U	0.14 U
Cyclohexane	N/A	0.27 U	0.27 U	0.27 U	0.27 U	0.27 U	0.27 U	0.27 U	0.27 U	0.27 U	0.27 U	0.27 U	0.27 U	0.27 U	0.27 U	0.27 U	0.27 U	0.27 U
Dibromochloromethane	1	0.15 U	0.15 U	0.15 U	0.15 U	0.15 U	0.15 U	0.15 U	0.15 U	0.15 U	0.15 U	0.15 U	0.15 U	0.15 U	0.15 U	0.15 U	0.15 U	0.15 U
Dichlorodifluoromethane	1000	0.19 U	0.19 U	0.19 U	0.19 U	0.19 U	0.19 U	0.19 U	0.19 U	0.19 U	0.19 U	0.19 U	0.19 U	0.19 U	0.19 U	0.19 U	0.19 U	0.19 U
Ethylbenzene	700	0.10 U	0.10 U	0.10 U	0.10 U	0.10 U	0.10 U	0.10 U	0.10 U	0.10 U	0.10 U	0.10 U	0.10 U	0.10 U	0.11 J	0.10 U	0.10 U	0.10 U
Isopropylbenzene	700	0.11 U	0.11 U	0.11 U	0.11 U	0.11 U	0.11 U	0.11 U	0.11 U	0.11 U	0.11 U	0.11 U	0.11 U	0.11 U	0.11 U	0.11 U	0.11 U	0.11 U
Methyl Acetate	7000	0.23 U	0.23 U	0.23 U	0.23 U	0.23 U	0.23 U	0.23 U	0.23 U	0.23 U	0.23 U	0.23 U	0.23 U	0.23 U	0.23 U	0.23 U	0.23 U	0.23 U
Methylcyclohexane	N/A	0.40 U	0.40 U	0.40 U	0.40 U	0.40 U	0.40 U	0.40 U	0.40 U	0.40 U	0.40 U	0.40 U	0.40 U	0.40 U	0.40 U	0.40 U	0.40 U	0.40 U
Methyl tert butyl ether	70	0.15 U	0.15 U	0.15 U	0.15 U	0.15 U	0.15 U	0.15 U	0.15 U	0.15 U	0.15 U	0.15 U	0.15 U	0.15 U	0.15 U	0.15 U	0.15 U	0.15 U
Methylene chloride	3	0.27 U	0.27 U	0.27 U	0.27 U	0.27 U	0.27 U	0.27 U	0.27 U	0.27 U	0.27 U	0.27 U	0.27 U	0.27 U	0.27 U	0.27 U	0.27 U	0.27 U
o-Xylene	1000 [5]	0.17 U	0.17 U	0.17 U	0.17 U	0.17 U	0.17 U	0.17 U	0.17 U	0.17 U	0.17 U	0.17 U	0.17 U	0.17 U	0.17 U	0.17 U	0.17 U	0.17 U
p/m-Xylene	1000 [5]	0.18 U	0.18 U	0.18 U	0.18 U	0.18 U	0.18 U	0.18 U	0.18 U	0.18 U	0.18 U	0.18 U	0.18 U	0.18 U	0.18 U	0.18 U	0.18 U	0.18 U
Styrene	100	0.12 U	0.12 U	0.12 U	0.12 U	0.12 U	0.12 U	0.12 U	0.12 U	0.12 U	0.12 U	0.12 U	0.12 U	0.12 U	0.12 U	0.12 U	0.12 U	0.12 U
Tetrachloroethene	1	**2.4**	0.09 U	0.09 U	0.09 U	0.23 J	0.09 U	0.84	0.68	0.09 U	**65.0**	**110.0**	0.09 U	0.09 U	**1.4**	0.09 U	0.17 J	0.09 U
Toluene	600	0.16 U	0.16 U	0.16 U	0.16 U	0.16 U	0.16 U	0.16 U	0.16 U	0.16 U	0.16 U	0.16 U	0.16 U	0.49 J	0.16 U	0.16 U	0.16 U	0.16 U
trans-1,2-Dichloroethene	100	0.16 U	0.16 U	0.16 U	0.16 U	0.16 U	0.16 U	0.16 U	0.16 U	0.16 U	0.16 U	0.16 U	0.16 U	0.16 U	0.16 U	0.16 U	0.16 U	0.16 U
trans-1,3-Dichloropropene	1 [4]	0.15 U	0.15 U	0.15 U	0.15 U	0.15 U	0.15 U	0.15 U	0.15 U	0.15 U	0.15 U	0.15 U	0.15 U	0.15 U	0.15 U	0.15 U	0.15 U	0.15 U
Trichloroethene	1	**1.6**	**1.2**	**1.3**	1.0	0.41 J	**2.2**	**2.4**	**2.4**	0.11 U	**2.7**	**2.6**	0.11 U	**82.0**	**1.3**	0.66	0.13 J	0.11 U
Trichlorofluoromethane	2000	0.10 U	0.10 U	0.10 U	0.10 U	0.10 U	0.10 U	0.10 U	0.10 U	0.10 U	0.10 U	0.10 U	0.10 U	0.10 U	0.10 U	0.10 U	0.40 J	0.10 U
Vinyl chloride	1	0.09 U	0.09 U	0.09 U	0.09 U	0.09 U	0.09 U	0.09 U	0.09 U	0.09 U	0.09 U	0.09 U	0.09 U	0.09 U	0.09 U	0.09 U	0.09 U	0.09 U
Xylene (Total)	1000	0.17 U	0.17 U	0.17 U	0.17 U	0.17 U	0.17 U	0.17 U	0.17 U	0.17 U	0.17 U	0.17 U	0.17 U	0.17 U	0.17 U	0.17 U	0.17 U	0.17 U
Tentatively Identified Compound	N/A	None	None	None	None	None	None	None	None	None	None	None	None	1.7 J	None	None	None	None

Notes:
All sample results and criteria value are expressed in units of micrograms per liter (µg/l)
1 - Bolded compounds have at least one sample which exceeded NJDEP GWQS Criteria
Exceedances are highlighted -
2 - N.J.A.C. 7:9C Ground Water Quality Standards, Appendix Table 1 - Specific Ground Water Quality Criteria unless otherwise noted
3 - N.J.A.C. 7:9C Ground Water Quality Standards, Appendix Table 2 - Interim Ground Water Quality Criteria
4 - GWQS for 1,3-Dichloropropene, Total (cis and trans)
5 - GWQS for Xylene, Total (o-Xylene and p/m-Xylene)
Analytical results for the modified trip/equipment blank are provided in the lab report in Appendix C

Acronyms:
ID - identification
N/A - not applicable
VOC - volatile organic compound
NJDEP - New Jersey Department of Environmental Protection
GWQS - Ground Water Quality Standards
TIC - tentatively identified compound

Qualifiers:
U - compound not detected above the method reporting limit
J - an estimated value that is greater than the method detection limit but less than the reporting limit
* - recovery or RPD exceeds control limits

TABLE 6-6
Historical TCE Concentrations in Groundwater
Former LEC Site - Watchung and North Plainfield, NJ

Sample Date	Well #	TCE Concentration (ug/L)	Q
08/13/93	MW-502I	**3**	
10/22/93	MW-502I	**5**	
04/27/94	MW-502I	**1.6**	
11/09/94	MW-502I	**2.02**	
06/01/95	MW-502I	**2.3**	
03/30/96	MW-502I	**2.9**	*
09/27/97	MW-502I	**7.8**	
05/02/98	MW-502I	**5.2**	
09/25/98	MW-502I	**7.9**	
11/12/99	MW-502I	**5.9**	
11/21/02	MW-502I	**3.1**	
03/25/03	MW-502I	**2.5**	
06/25/03	MW-502I	**2.7**	
09/24/03	MW-502I	**1.4**	
12/11/03	MW-502I	1.0	
03/09/04	MW-502I	0.8	
06/04/04	MW-502I	0.6	
09/23/04	MW-502I	0.6	
12/09/04	MW-502I	0.9	
03/03/05	MW-502I	**1.2**	
06/03/05	MW-502I	0.8	
09/08/05	MW-502I	0.6	
03/07/06	MW-502I	0.6	
09/20/06	MW-502I	0.9	
03/08/07	MW-502I	0.4	
09/06/07	MW-502I	0.5	
03/19/08	MW-502I	0.53	J
11/06/08	MW-502I	0.6	J
03/10/09	MW-502I	0.50	J
09/09/09	MW-502I	0.60	J
03/10/10	MW-502I	0.38	J
09/07/10	MW-502I	0.80	J
03/03/11	MW-502I	0.56	J
09/29/11	MW-502I	0.73	J
03/29/12	MW-502I	0.98	J
09/24/12	MW-502I	0.92	J
03/27/13	MW-502I	0.73	J
09/18/13	MW-502I	0.69	J
03/20/14	MW-502I	0.63	
09/11/14	MW-502I	0.74	

Sample Date	Well #	TCE Concentration (ug/L)	Q
08/13/93	MW-502S	**1200**	*
10/22/93	MW-502S	**1300**	
10/22/93	MW-502S	**1300**	
04/27/94	MW-502S	**1200**	
11/09/94	MW-502S	**1700**	
06/01/95	MW-502S	**1510**	
04/02/96	MW-502S	**1300**	DJ
09/28/97	MW-502S	**1400**	
05/02/98	MW-502S	**1300**	
09/25/98	MW-502S	**1300**	
09/25/98	MW-502S	**1300**	
11/12/99	MW-502S	**1500**	
11/21/02	MW-502S	**1000**	
03/25/03	MW-502S	**920**	
06/25/03	MW-502S	**1100**	
09/24/03	MW-502S	**1100**	
12/11/03	MW-502S	**670**	
03/09/04	MW-502S	**730**	
06/04/04	MW-502S	**390**	
09/23/04	MW-502S	**350**	
12/09/04	MW-502S	**290**	
03/03/05	MW-502S	**330**	
06/03/05	MW-502S	**340**	
09/08/05	MW-502S	**280**	
03/07/06	MW-502S	**300**	
09/20/06	MW-502S	**320**	
03/08/07	MW-502S	**23**	
09/06/07	MW-502S	**1.6**	
03/19/08	MW-502S	**25.9**	
11/06/08	MW-502S	**4.9**	
03/10/09	MW-502S	**11.1**	
09/09/09	MW-502S	**13.3**	
03/10/10	MW-502S	**7.4**	
09/07/10	MW-502S	**5.8**	
03/03/11	MW-502S	**9.4**	
09/29/11	MW-502S	**4.1**	
03/29/12	MW-502S	**1.3**	
09/24/12	MW-502S	**1.3**	
03/27/13	MW-502S	0.99	J
09/18/13	MW-502S	0.89	J
03/20/14	MW-502S	0.7	
09/11/14	MW-502S	0.64	

TABLE 6-6
Historical TCE Concentrations in Groundwater
Former LEC Site - Watchung and North Plainfield, NJ

Sample Date	Well #	TCE Concentration (ug/L)	Q
08/11/93	MW-505S	ND	
10/19/93	MW-505S	ND	
04/26/94	MW-505S	ND	
11/08/94	MW-505S	ND	
05/31/95	MW-505S	ND	
04/02/96	MW-505S	**1.1**	
09/23/97	MW-505S	ND	
09/24/98	MW-505S	ND	
11/09/99	MW-505S	ND	
11/20/02	MW-505S	ND	
03/25/03	MW-505S	ND	
03/25/04	MW-505S	ND	
03/03/05	MW-505S	ND	
03/07/06	MW-505S	ND	
03/08/07	MW-505S	ND	
03/19/08	MW-505S	ND	
03/10/09	MW-505S	ND	
03/09/10	MW-505S	ND	
03/03/11	MW-505S	ND	
03/29/12	MW-505S	ND	
03/20/14	MW-505S	ND	
09/11/14	MW-505S	ND	
08/11/93	MW-505I	ND	
10/19/93	MW-505I	ND	
04/26/94	MW-505I	ND	
11/08/94	MW-505I	ND	
05/31/95	MW-505I	ND	
04/02/96	MW-505I	0.1	J
09/23/97	MW-505I	ND	
09/24/98	MW-505I	ND	
11/09/99	MW-505I	ND	
11/20/02	MW-505I	ND	
03/25/03	MW-505I	ND	
03/25/04	MW-505I	ND	
03/03/05	MW-505I	ND	
03/07/06	MW-505I	ND	
03/22/07	MW-505I	ND	
03/19/08	MW-505I	ND	
03/10/09	MW-505I	ND	
03/09/10	MW-505I	ND	
03/03/11	MW-505I	ND	
03/29/12	MW-505I	ND	
03/27/13	MW-505I	ND	
03/20/14	MW-505I	ND	
09/11/14	MW-505I	ND	

Sample Date	Well #	TCE Concentration (ug/L)	Q
08/11/93	MW-506S	**18**	
10/20/93	MW-506S	**48**	J
04/26/94	MW-506S	**18**	
11/11/94	MW-506S	**19**	
06/01/95	MW-506S	**40.4**	
04/01/96	MW-506S	**25**	J
09/25/97	MW-506S	**34**	
04/30/98	MW-506S	**27**	*
09/24/98	MW-506S	**32**	
11/08/99	MW-506S	**50**	
11/19/02	MW-506S	**74**	
03/24/03	MW-506S	**24**	
06/25/03	MW-506S	**12**	
09/23/03	MW-506S	**14**	
12/10/03	MW-506S	**15**	
03/09/04	MW-506S	**16**	
06/04/04	MW-506S	**13**	
09/23/04	MW-506S	**12**	
12/09/04	MW-506S	**15**	
03/03/05	MW-506S	**16**	
06/03/05	MW-506S	**14**	
10/01/05	MW-506S	**36**	
03/07/06	MW-506S	**12**	
09/20/06	MW-506S	**13**	
03/08/07	MW-506S	**7.6**	
09/06/07	MW-506S	**7.4**	
03/19/08	MW-506S	**7.1**	
11/06/08	MW-506S	**2.7**	
03/11/09	MW-506S	**1.9**	
09/09/09	MW-506S	**1.6**	
03/09/10	MW-506S	**1.4**	
09/07/10	MW-506S	0.94	J
03/03/11	MW-506S	**1.1**	
09/29/11	MW-506S	0.66	J
03/29/12	MW-506S	0.46	J
09/24/12	MW-506S	0.54	J
03/27/13	MW-506S	0.40	J
09/18/13	MW-506S	0.43	J
03/20/14	MW-506S	0.44	J
09/11/14	MW-506S	0.35	J

TABLE 6-6
Historical TCE Concentrations in Groundwater
Former LEC Site - Watchung and North Plainfield, NJ

Sample Date	Well #	TCE Concentration (ug/L)	Q
08/11/93	MW-506I	**1700**	
10/19/93	MW-506I	**1800**	
04/26/94	MW-506I	**1300**	*
11/11/94	MW-506I	**1990**	
11/11/94	MW-506I	**2020**	
06/01/95	MW-506I	**1650**	
06/01/95	MW-506I	**1690**	
04/01/96	MW-506I	**1800**	DJ
09/25/97	MW-506I	**1600**	
09/25/97	MW-506I	**1700**	
04/30/98	MW-506I	**1400**	
09/24/98	MW-506I	**1400**	
11/08/99	MW-506I	**1700**	
11/19/02	MW-506I	**1000**	
03/24/03	MW-506I	**850**	
06/25/03	MW-506I	**1000**	
09/23/03	MW-506I	**960**	
12/10/03	MW-506I	**830**	
03/09/04	MW-506I	**940**	
06/04/04	MW-506I	**710**	
09/23/04	MW-506I	**1300**	
12/09/04	MW-506I	**710**	
03/03/05	MW-506I	**650**	
06/03/05	MW-506I	**730**	
09/08/05	MW-506I	**620**	
03/17/06	MW-506I	**700**	
09/20/06	MW-506I	**860**	
03/08/07	MW-506I	**420**	
09/06/07	MW-506I	**380**	
06/02/08	MW-506I	**139**	
11/06/08	MW-506I	**1.8**	
03/11/09	MW-506I	**2.5**	
09/08/09	MW-506I	**1.5**	
03/09/10	MW-506I	**1.5**	
09/07/10	MW-506I	**1.4**	
03/03/11	MW-506I	**1.2**	
09/29/11	MW-506I	**1.4**	
03/29/12	MW-506I	0.86	J
09/24/12	MW-506I	0.98	J
03/27/13	MW-506I	0.93	J
09/18/13	MW-506I	0.65	J
03/20/14	MW-506I	0.71	
09/11/14	MW-506I	0.86	

Sample Date	Well #	TCE Concentration (ug/L)	Q
08/13/93	MW-507S	**130**	
10/21/93	MW-507S	**100**	
05/02/94	MW-507S	**79**	
11/11/94	MW-507S	**145**	
06/02/95	MW-507S	**115**	
04/01/96	MW-507S	**70**	DJ
09/26/97	MW-507S	**80**	
05/02/98	MW-507S	**64**	
09/26/98	MW-507S	**43**	
11/11/99	MW-507S	**93**	
11/21/02	MW-507S	**45**	
03/26/03	MW-507S	**20**	
03/25/04	MW-507S	**16**	
03/04/05	MW-507S	**20**	
03/07/06	MW-507S	**19**	
03/08/07	MW-507S	**7.9**	
03/19/08	MW-507S	**14.7**	
03/11/09	MW-507S	**1.9**	
03/10/10	MW-507S	**2.1**	
03/03/11	MW-507S	**1.5**	
03/29/12	MW-507S	0.93	J
03/27/13	MW-507S	0.87	J
03/20/14	MW-507S	0.92	
09/11/14	MW-507S	**1.3**	
10/21/93	MW-507I	**730**	
04/27/94	MW-507I	**1200**	
11/11/94	MW-507I	**1210**	
06/01/95	MW-507I	**1100**	
04/01/96	MW-507I	**930**	DJ
09/26/97	MW-507I	**1200**	
05/02/98	MW-507I	**1100**	
05/02/98	MW-507I	**1100**	
09/26/98	MW-507I	**1200**	
11/11/99	MW-507I	**970**	
11/21/02	MW-507I	**140**	
03/26/03	MW-507I	**630**	
06/25/03	MW-507I	**770**	
09/23/03	MW-507I	**860**	
12/11/03	MW-507I	**740**	
03/09/04	MW-507I	**690**	
06/04/04	MW-507I	**450**	
09/23/04	MW-507I	**1100**	
12/09/04	MW-507I	**610**	
03/04/05	MW-507I	**540**	
06/03/05	MW-507I	**570**	
09/08/05	MW-507I	**600**	
03/07/06	MW-507I	**600**	
03/22/07	MW-507I	**300**	
09/06/07	MW-507I	**470**	
09/06/07	MW-507I	**174**	
11/06/08	MW-507I	**417**	
03/11/09	MW-507I	**47.9**	
03/10/10	MW-507I	**2.1**	
09/07/10	MW-507I	**1.4**	
03/03/11	MW-507I	**1.8**	
09/29/11	MW-507I	**1.9**	
03/29/12	MW-507I	**1.5**	
09/24/12	MW-507I	**1.8**	
03/27/13	MW-507I	**1.5**	
09/18/13	MW-507I	**1.3**	
03/20/14	MW-507I	**1.1**	
09/11/14	MW-507I	**1.3**	

TABLE 6-6
Historical TCE Concentrations in Groundwater
Former LEC Site - Watchung and North Plainfield, NJ

Sample Date	Well #	TCE Concentration (ug/L)	Q
08/13/93	MW-508S	**960**	
10/25/93	MW-508S	**860**	
04/29/94	MW-508S	**640**	J*
11/11/94	MW-508S	**1120**	
06/02/95	MW-508S	**943**	
04/02/96	MW-508S	**1600**	J
09/26/97	MW-508S	**320**	
05/02/98	MW-508S	**360**	
09/25/98	MW-508S	**210**	
11/11/99	MW-508S	**670**	
11/21/02	MW-508S	**120**	
03/26/03	MW-508S	**73**	
06/25/03	MW-508S	**58**	
09/23/03	MW-508S	**69**	
12/11/03	MW-508S	**40**	
03/09/04	MW-508S	**41**	
06/04/04	MW-508S	**32**	
09/23/04	MW-508S	**30**	
12/09/04	MW-508S	**31**	
03/04/05	MW-508S	**26**	
06/03/05	MW-508S	**40**	
09/08/05	MW-508S	**40**	
03/07/06	MW-508S	**31**	
09/20/06	MW-508S	**34**	
03/08/07	MW-508S	**27**	
09/06/07	MW-508S	**28**	
03/19/08	MW-508S	**21.6**	
11/06/08	MW-508S	**27.7**	
03/11/09	MW-508S	**16.7**	
09/09/09	MW-508S	**4.8**	
03/10/10	MW-508S	**1.5**	
09/07/10	MW-508S	**2.8**	
03/03/11	MW-508S	**1.7**	
09/29/11	MW-508S	**2.4**	
03/29/12	MW-508S	**2.1**	
09/24/12	MW-508S	**2.9**	
03/27/13	MW-508S	**1.8**	
09/18/13	MW-508S	**1.8**	
03/20/14	MW-508S	**1.6**	
09/11/14	MW-508S	**1.9**	
10/25/93	MW-508D	**30**	
05/02/94	MW-508D	**35**	
11/12/94	MW-508D	**36.8**	
06/03/95	MW-508D	**38.4**	
04/02/96	MW-508D	**32**	J
04/02/96	MW-508D	**38**	J
09/26/97	MW-508D	**35**	
05/02/98	MW-508D	**34**	
09/25/98	MW-508D	**33**	
11/11/99	MW-508D	**34**	
11/21/02	MW-508D	**13**	
03/26/03	MW-508D	**30**	
03/25/04	MW-508D	**35**	
03/04/05	MW-508D	**1.2**	
03/07/06	MW-508D	0.5	
03/08/07	MW-508D	**2.3**	
03/19/08	MW-508D	**9.3**	
03/11/09	MW-508D	**4.5**	
03/10/10	MW-508D	**1**	
03/03/11	MW-508D	0.38	J
03/29/12	MW-508D	0.91	J
03/27/13	MW-508D	**1.5**	
03/20/14	MW-508D	**2.6**	
09/11/14	MW-508D	**2.2**	

Sample Date	Well #	TCE Concentration (ug/L)	Q
11/28/95	MW-532D	**30**	
01/16/96	MW-532D	**31**	
03/28/96	MW-532D	**18**	
09/23/97	MW-532D	**39**	
04/28/98	MW-532D	**34**	
09/22/98	MW-532D	**30**	
11/10/99	MW-532D	**32**	
11/20/02	MW-532D	**37**	
03/27/03	MW-532D	**26**	
03/25/04	MW-532D	**33**	
03/03/05	MW-532D	**37**	
03/07/06	MW-532D	**40**	
03/08/07	MW-532D	**29**	
03/19/08	MW-532D	**33.0**	
03/10/09	MW-532D	**31.3**	
03/09/10	MW-532D	**11.4**	
03/03/11	MW-532D	**3.0**	
03/29/12	MW-532D	**1.2**	
03/27/13	MW-532D	**1.6**	
03/20/14	MW-532D	**1.4**	
09/11/14	MW-532D	**1.9**	
11/09/99	MW-544S	**4.9**	
11/18/02	MW-544S	**1.7**	
03/24/03	MW-544S	0.4	
09/23/03	MW-544S	**1.3**	
03/09/04	MW-544S	**1.8**	
09/24/04	MW-544S	**1.3**	
03/03/05	MW-544S	**1.8**	
09/08/05	MW-544S	**1.2**	
03/07/06	MW-544S	**1.5**	
09/20/06	MW-544S	**1.1**	
03/08/07	MW-544S	0.7	
09/06/07	MW-544S	**1.6**	
03/19/08	MW-544S	ND	
11/06/08	MW-544S	**1.1**	
03/10/09	MW-544S	**2.1**	
09/08/09	MW-544S	0.89	J
03/10/10	MW-544S	ND	
09/07/10	MW-544S	0.49	J
03/03/11	MW-544S	ND	
09/29/11	MW-544S	ND	
03/29/12	MW-544S	ND	
09/24/12	MW-544S	ND	
03/27/13	MW-544S	0.37	J
09/18/13	MW-544S	ND	
03/20/14	MW-544S	ND	
09/11/14	MW-544S	ND	
11/09/99	MW-544I	0.4	
11/18/02	MW-544I	0.5	
03/24/03	MW-544I	0.8	
09/23/03	MW-544I	0.6	
03/09/04	MW-544I	0.8	
09/24/04	MW-544I	0.6	
03/03/05	MW-544I	ND	
09/08/05	MW-544I	ND	
03/07/06	MW-544I	0.6	
09/20/06	MW-544I	0.8	
03/08/07	MW-544I	0.7	
09/06/07	MW-544I	0.7	
03/19/08	MW-544I	0.79	J
11/06/08	MW-544I	0.87	J
03/10/09	MW-544I	0.70	
09/08/09	MW-544I	0.77	J
03/10/10	MW-544I	0.72	J
09/07/10	MW-544I	0.72	J
03/03/11	MW-544I	0.97	J
09/29/11	MW-544I	0.87	J
03/29/12	MW-544I	0.81	J
09/24/12	MW-544I	0.81	J
03/27/13	MW-544I	0.67	J
09/18/13	MW-544I	0.73	J
03/20/14	MW-544I	0.96	
09/11/14	MW-544I	1.0	

TABLE 6-6
Historical TCE Concentrations in Groundwater
Former LEC Site - Watchung and North Plainfield, NJ

Sample Date	Well #	TCE Concentration (ug/L)	Q
11/09/99	MW-544D	ND	
11/18/02	MW-544D	ND	
03/24/03	MW-544D	0.5	
09/23/03	MW-544D	0.8	*
03/09/04	MW-544D	ND	
09/24/04	MW-544D	ND	
03/03/05	MW-544D	ND	
09/08/05	MW-544D	ND	
03/07/06	MW-544D	ND	
09/20/06	MW-544D	0.4	
03/08/07	MW-544D	ND	
09/06/07	MW-544D	ND	
03/19/08	MW-544D	0.35	J
11/06/08	MW-544D	ND	
03/10/09	MW-544D	ND	
09/08/09	MW-544D	0.26	J
03/10/10	MW-544D	0.26	J
09/07/10	MW-544D	ND	
03/03/11	MW-544D	0.32	J
09/29/11	MW-544D	0.42	J
03/29/12	MW-544D	0.46	J
09/24/12	MW-544D	0.38	J
03/27/13	MW-544D	0.29	J
09/18/13	MW-544D	0.37	J
03/20/14	MW-544D	0.39	J
09/11/14	MW-544D	0.39	J
11/09/99	MW-545S	ND	
11/18/02	MW-545S	ND	
03/25/03	MW-545S	ND	
09/23/03	MW-545S	ND	
03/09/04	MW-545S	ND	
09/24/04	MW-545S	ND	
03/03/05	MW-545S	ND	
09/08/05	MW-545S	ND	
09/20/06	MW-545S	ND	
03/08/07	MW-545S	ND	
09/06/07	MW-545S	ND	
03/19/08	MW-545S	ND	
11/06/08	MW-545S	ND	
03/10/09	MW-545S	ND	
09/08/09	MW-545S	ND	
03/10/10	MW-545S	ND	
09/07/10	MW-545S	ND	
03/03/11	MW-545S	ND	
09/29/11	MW-545S	ND	
03/29/12	MW-545S	ND	
09/24/12	MW-545S	ND	
03/27/13	MW-545S	ND	
09/18/13	MW-545S	ND	
03/20/14	MW-545S	ND	
09/11/14	MW-545S	ND	
11/09/99	MW-545I	ND	
11/18/02	MW-545I	ND	
03/25/03	MW-545I	ND	
09/23/03	MW-545I	ND	
03/09/04	MW-545I	ND	
09/24/04	MW-545I	ND	
03/03/05	MW-545I	ND	
09/08/05	MW-545I	ND	
09/20/06	MW-545I	ND	
03/08/07	MW-545I	ND	
09/06/07	MW-545I	ND	
03/19/08	MW-545I	ND	
11/06/08	MW-545I	ND	
03/10/09	MW-545I	ND	
09/08/09	MW-545I	ND	
03/10/10	MW-545I	ND	
09/07/10	MW-545I	ND	
03/03/11	MW-545I	ND	
09/29/11	MW-545I	ND	
03/29/12	MW-545I	ND	
09/24/12	MW-545I	ND	
03/27/13	MW-545I	ND	
09/18/13	MW-545I	ND	
03/20/14	MW-545I	ND	
09/11/14	MW-545I	ND	

Sample Date	Well #	TCE Concentration (ug/L)	Q
11/09/99	MW-545D	ND	
11/18/02	MW-545D	0.2	
03/25/03	MW-545D	0.4	
09/23/03	MW-545D	ND	
03/09/04	MW-545D	ND	
09/24/04	MW-545D	ND	
03/03/05	MW-545D	ND	
09/08/05	MW-545D	ND	
03/07/06	MW-545D	ND	
09/20/06	MW-545D	0.5	
03/08/07	MW-545D	ND	
09/06/07	MW-545D	ND	
03/19/08	MW-545D	0.32	J
11/06/08	MW-545D	ND	
03/10/09	MW-545D	ND	
09/08/09	MW-545D	0.28	J
03/10/10	MW-545D	ND	
09/07/10	MW-545D	0.29	J
03/03/11	MW-545D	0.29	J
09/29/11	MW-545D	0.31	J
03/29/12	MW-545D	0.26	J
09/24/12	MW-545D	0.37	J
03/27/13	MW-545D	0.22	J
09/18/13	MW-545D	0.28	J
03/20/14	MW-545D	0.38	J
09/11/14	MW-545D	0.31	J
11/09/99	MW-546D	**130**	
11/19/02	MW-546D	**120**	
03/25/03	MW-546D	**120**	
06/25/03	MW-546D	**150**	
09/24/03	MW-546D	**91**	
12/11/03	MW-546D	**88**	
03/09/04	MW-546D	**90**	
06/04/04	MW-546D	**82**	
09/24/04	MW-546D	**110**	
12/09/04	MW-546D	**110**	
03/04/05	MW-546D	**110**	
06/03/05	MW-546D	**120**	
09/08/05	MW-546D	**130**	
09/20/06	MW-546D	**120**	
03/08/07	MW-546D	**110**	
09/06/07	MW-546D	**120**	
03/19/08	MW-546D	**116**	
11/06/08	MW-546D	**100**	
03/10/09	MW-546D	**74.6**	
09/09/09	MW-546D	**11.3**	
03/10/10	MW-546D	**25.9**	
09/07/10	MW-546D	**10.3**	
03/03/11	MW-546D	**20.4**	
09/29/11	MW-546D	**9**	
03/29/12	MW-546D	**4.7**	
09/24/12	MW-546D	**4.8**	
03/27/13	MW-546D	**3.5**	
09/18/13	MW-546D	**2.8**	
03/20/14	MW-546D	**2.9**	
09/11/14	MW-546D	**3.6**	

TABLE 6-6
Historical TCE Concentrations in Groundwater
Former LEC Site - Watchung and North Plainfield, NJ

Sample Date	Well #	TCE Concentration (ug/L)	Q
11/21/02	MW-549S	**1400**	
03/26/03	MW-549S	**1900**	
06/25/03	MW-549S	**2800**	
09/24/03	MW-549S	**2300**	
12/10/03	MW-549S	**1800**	
03/09/04	MW-549S	**1200**	
06/04/04	MW-549S	**1400**	
09/23/04	MW-549S	**1500**	
12/09/04	MW-549S	**1200**	
03/03/05	MW-549S	**1200**	
06/03/05	MW-549S	**650**	
10/14/05	MW-549S	**1300**	
09/06/07	MW-549S	**1000**	
03/19/08	MW-549S	**867**	
11/06/08	MW-549S	**767**	
03/10/09	MW-549S	**724**	
09/08/09	MW-549S	**643**	
03/09/10	MW-549S	**385**	
09/07/10	MW-549S	**20.8**	
03/03/11	MW-549S	**3.6**	
09/29/11	MW-549S	**3.1**	
03/29/12	MW-549S	**2.5**	
09/24/12	MW-549S	**2.9**	
03/27/13	MW-549S	**2.3**	
09/18/13	MW-549S	**1.6**	
03/20/14	MW-549S	**1.5**	
09/11/14	MW-549S	**1.6**	
11/21/02	MW-549I	**760**	
03/26/03	MW-549I	**760**	
06/25/03	MW-549I	**1200**	
09/24/03	MW-549I	**1100**	
12/10/03	MW-549I	**900**	
03/09/04	MW-549I	**1000**	
06/04/04	MW-549I	**880**	
09/23/04	MW-549I	**820**	
12/09/04	MW-549I	**850**	
03/03/05	MW-549I	**820**	
06/03/05	MW-549I	**98**	
10/14/05	MW-549I	**1100**	
09/20/06	MW-549I	**940**	
03/08/07	MW-549I	**870**	
09/06/07	MW-549I	**850**	
03/19/08	MW-549I	**801**	
11/06/08	MW-549I	**837**	
03/10/09	MW-549I	**714**	
9/8/2009	MW-549I	**781**	
03/09/10	MW-549I	**806**	
09/07/10	MW-549I	**652**	
03/03/11	MW-549I	**503**	
09/29/11	MW-549I	**685**	
03/29/12	MW-549I	**595**	
09/24/12	MW-549I	**710**	
03/27/13	MW-549I	**540**	
09/18/13	MW-549I	**430**	
03/20/14	MW-549I	**330**	
09/11/14	MW-549I	**49**	

Sample Date	Well #	TCE Concentration (ug/L)	Q
11/21/02	MW-550S	**77**	
03/26/03	MW-550S	**130**	
06/25/03	MW-550S	**180**	
09/23/03	MW-550S	**140**	
12/10/03	MW-550S	**150**	
03/09/04	MW-550S	**170**	
06/04/04	MW-550S	**140**	
09/23/04	MW-550S	**140**	
12/09/04	MW-550S	**130**	
03/03/05	MW-550S	**120**	
06/03/05	MW-550S	**140**	
09/08/05	MW-550S	**160**	
09/20/06	MW-550S	**110**	
03/08/07	MW-550S	**100**	
09/06/07	MW-550S	**110**	
04/04/08	MW-550S	**123**	
11/06/08	MW-550S	**58.9**	
03/10/09	MW-550S	**9.3**	
09/09/09	MW-550S	**2.5**	
03/10/10	MW-550S	**2**	
09/07/10	MW-550S	**1.5**	
03/03/11	MW-550S	**1.4**	
09/29/11	MW-550S	**1.4**	
03/29/12	MW-550S	0.93	J
09/24/12	MW-550S	0.94	J
03/27/13	MW-550S	0.75	J
09/18/13	MW-550S	0.7	J
03/20/14	MW-550S	0.76	
09/11/14	MW-550S	**1.3**	
11/21/02	MW-550I	**440**	
3/26/03	MW-550I	**870**	
9/23/03	MW-550I	**800**	
12/10/03	MW-550I	**780**	
3/9/04	MW-550I	**750**	
6/4/04	MW-550I	**650**	
9/23/04	MW-550I	**1400**	
12/9/04	MW-550I	**720**	
3/3/05	MW-550I	**620**	
6/3/05	MW-550I	**760**	
9/8/05	MW-550I	**740**	
9/20/06	MW-550I	**860**	
3/22/07	MW-550I	**600**	
09/06/07	MW-550I	**650**	
03/19/08	MW-550I	**646**	
11/06/08	MW-550I	**560**	
03/10/09	MW-550I	**494**	
09/09/09	MW-550I	**76.0**	
03/10/10	MW-550I	**17.1**	
09/07/10	MW-550I	**2.7**	
03/03/11	MW-550I	**2.0**	
09/29/11	MW-550I	**1.8**	
03/29/12	MW-550I	**1.5**	
09/24/12	MW-550I	**1.9**	
03/27/13	MW-550I	**1.5**	
09/18/13	MW-550I	**1.5**	
03/20/14	MW-550I	**1.4**	
09/11/14	MW-550I	**1.6**	

TABLE 6-6
Historical TCE Concentrations in Groundwater
Former LEC Site - Watchung and North Plainfield, NJ

Sample Date	Well #	TCE Concentration (ug/L)	Q
11/10/94	PZ-522S	**18.6**	
12/13/94	PZ-522S	**20.9**	
03/31/96	PZ-522S	**50**	
09/27/97	PZ-522S	**6.1**	
05/01/98	PZ-522S	**67**	
09/27/98	PZ-522S	**16**	
11/10/99	PZ-522S	**12**	
11/19/02	PZ-522S	**17**	
03/25/03	PZ-522S	**22**	
09/23/03	PZ-522S	**16**	
03/09/04	PZ-522S	ND	
09/24/04	PZ-522S	ND	
03/03/05	PZ-522S	**25**	
09/08/05	PZ-522S	ND	
09/20/06	PZ-522S	0.5	
03/08/07	PZ-522S	ND	
09/06/07	PZ-522S	ND	
03/19/08	PZ-522S	ND	
11/06/08	PZ-522S	ND	
03/10/09	PZ-522S	ND	
09/08/09	PZ-522S	ND	
03/10/10	PZ-522S	ND	
09/07/10	PZ-522S	ND	
03/03/11	PZ-522S	ND	
09/29/11	PZ-522S	0.47	J
03/29/12	PZ-522S	7.9	
09/24/12	PZ-522S	ND	
03/27/13	PZ-522S	ND	
09/18/13	PZ-522S	ND	
03/20/14	PZ-522S	ND	
09/11/14	PZ-522S	ND	
12/14/94	PZ-522I	**157**	
03/31/96	PZ-522I	**230**	
09/27/97	PZ-522I	**190**	*
05/01/98	PZ-522I	**140**	
09/27/98	PZ-522I	**180**	
11/10/99	PZ-522I	**200**	
11/19/02	PZ-522I	**120**	
03/25/03	PZ-522I	**160**	
09/23/03	PZ-522I	**220**	
03/09/04	PZ-522I	**220**	
09/24/04	PZ-522I	**200**	
03/03/05	PZ-522I	**190**	
09/08/05	PZ-522I	**210**	
09/20/06	PZ-522I	**190**	
03/08/07	PZ-522I	**34**	
09/06/07	PZ-522I	**12**	
03/19/08	PZ-522I	**9.0**	
11/06/08	PZ-522I	**6.0**	
03/10/09	PZ-522I	**5.3**	
09/08/09	PZ-522I	**5.2**	
03/10/10	PZ-522I	**5.1**	
09/07/10	PZ-522I	**4.7**	
03/03/11	PZ-522I	**4.4**	
09/29/11	PZ-522I	**4.5**	
03/29/12	PZ-522I	**2.8**	
09/24/12	PZ-522I	**3.6**	
03/27/13	PZ-522I	**2.9**	
09/18/13	PZ-522I	**2.2**	
03/20/14	PZ-522I	**2.4**	
09/11/14	PZ-522I	**2.4**	

Sample Date	Well #	TCE Concentration (ug/L)	Q
11/10/94	PZ-522D	**2.2**	
12/14/94	PZ-522D	**4.8**	
03/31/96	PZ-522D	0.4	J
09/27/97	PZ-522D	0.8	J
05/01/98	PZ-522D	1.8	
09/26/98	PZ-522D	**1.1**	
11/10/99	PZ-522D	0.9	
11/19/02	PZ-522D	**1.6**	
03/25/03	PZ-522D	**14**	
09/23/03	PZ-522D	**3.8**	
03/09/04	PZ-522D	**3.0**	
09/24/04	PZ-522D	**3.6**	
03/03/05	PZ-522D	**3.3**	
09/08/05	PZ-522D	**3.0**	
03/08/07	PZ-522D	**2.2**	
09/06/07	PZ-522D	**3.1**	
03/19/08	PZ-522D	**2.4**	
11/06/08	PZ-522D	**3.0**	
03/10/09	PZ-522D	**2.2**	
09/08/09	PZ-522D	**2.2**	
03/10/10	PZ-522D	**2.8**	
09/07/10	PZ-522D	**2.6**	
03/03/11	PZ-522D	**3.1**	
09/29/11	PZ-522D	**2.8**	
03/29/12	PZ-522D	**1.7**	
09/24/12	PZ-522D	**3**	
03/27/13	PZ-522D	**2.1**	
09/18/13	PZ-522D	**1.9**	
03/20/14	PZ-522D	**2**	
09/11/14	PZ-522D	**2.2**	

All results in micrograms per liter (ug/L) (parts per billion)

Q - Qualifiers

D - Concentration reported at dilution

GWQS - New Jersey Ground Water Quality Standard

Bold- Concentration exceeds GWQS for TCE of 1 micrograms/Liter

ND - Not detected.

* - Represents the highest concentration of the bags sampled on that date.

J - Data indicates the presence of a compound that meets the identification criteria. The result is less than the quantitation limit but greater than zero.

TABLE 6-7
Comparison of Trichloroethene (TCE) Concentrations Prior to and Following Activation of Groundwater Extraction System
Former LEC Site - Watchung and North Plainfield, NJ

Wells Screening Shallow Zone (From Water Table to 50 Feet Above Mean Sea Level)

Well Designation	Depth (feet)	Approximate Screened Interval (feet below surface)	Approximate Screened Interval Elevation (ft.msl)	1999 TCE Concentration (µg/L)	Sept. 2014 TCE Concentration (µg/L)	Approximate Percent Reduction
MW-502 S	18	8 to 18	96 to 86	1,500	<GWQS	100%
MW-506 S	24.6	14.6 to 24.6	107 to 97	50	<GWQS	99%
MW-508 S	67.7	57.7 to 67.7	129 to 119	670	1.9	100%
MW-544 S	23	3 to 23	83 to 63	4.9	ND	100%
MW-545 S	35	15 to 35	71 to 51	ND	ND	N/A
MW-549S	110	90 to 110	90 to 70	2,800*	1.6	100%
MW-550 S	50	30 to 50	102 to 82	180*	1.3	99%
PZ-522 S	17.7	7.7 to 17.7	86 to 76	12	ND	100%

Wells Screening Intermediate Zone (From 50 Feet Above Mean Sea Level to 50 Feet Below Sea Level)

Well Designation	Depth (feet)	Approximate Screened Interval (feet below surface)	Approximate Screened Interval Elevation (ft.msl)	1999 TCE Concentration (µg/L)	Sept. 2014 TCE Concentration (µg/L)	Approximate Percent Reduction
MW-502 I	74.7	64.7 to 74.7	39 to 29	5.9	<GWQS	99%
MW-506 I	99	89 to 99	34 to 24	1,700	<GWQS	100%
MW-507 I	152	142 to 152	35 to 25	970	1.3	100%
MW-544 I	100	80 to 100	6 to -14	<GWQS	GWQS	N/A
MW-545 I	93	73 to 93	13 to -7	ND	ND	N/A
MW-549 I	210	190 to 210	-11 to -31	1200*	49	96%
MW-550 I	100	80 to 100	53 to 33	870**	1.6	100%
PZ-522 I	101	91 to 101	3 to -7	200	2.4	99%

Wells Screening Deep Zone (Deeper Than 50 Feet Below Sea Level)

Well Designation	Depth (feet)	Approximate Screened Interval (feet below surface)	Approximate Screened Interval Elevation (ft.msl)	1999 TCE Concentration (µg/L)	Sept. 2014 TCE Concentration (µg/L)	Approximate Percent Reduction
MW-532 D	263	253 to 263	-66 to -76	32	1.9	94%
MW-544 D	200	180 to 200	-94 to -114	ND	<GWQS	N/A
MW-545 D	200	180 to 200	-94 to -114	ND	<GWQS	N/A
MW-546 D	200	180 to 200	-73 to -93	130	3.6	97%
PZ-522 D	197.7	187.7 to 197.7	-94 to -104	<GWQS	2.2	0%

Green percentages Indicate >50% reduction in dissolved TCE Concentrations, or that GWQS is not exceeded.

Yellow percentages indicate 25% to 50% reduction in dissolved TCE concentrations.

Red percentages indicate <25% reduction in dissolved TCE concentrations.

GWQS = New Jersey Department of Environmental Protection Ground Water Quality Standard (1µg/L)
µg/L = milligrams per liter (parts per billion)
ND = Not Detected; N/A = Not Applicable
ft. msl = feet above mean sea level
* = June 2003 Data
** = March 2003 Data

Except where otherwise noted, 1999 data from samples collected in November 1999, and reported in TRC's February 2009 Remedial Investigation Addendum Report and Off-Site Ground Water Investigation.

TABLE 6-8
Surface Water Sampling Analytical Results
Former LEC Site - Watchung and North Plainfield, NJ
Sample Date: March 21, 2014

Ground Water Sample ID		SW-1		SW-2		SW-3		SW-4		DUP-06 (SW-4)	
Laboratory ID		L1406036-53		L1406036-54		L1406036-55		L1406036-56		L1406036-57	
Volatile Organic Compound [2]	NJDEP SWQS [1]										
1,1,1-Trichloroethane	120	0.70	U	0.70	U	0.70	U	0.70	U	0.70	U
1,1,2,2-Tetrachloroethane	4.7	0.14	U	0.14	U	0.14	U	0.14	U	0.14	U
1,1,2-Trichloro-1,2,2-Trifluoroethane	N/A	0.70	U	0.70	U	0.70	U	0.70	U	0.70	U
1,1,2-Trichloroethane	13	0.50	U	0.50	U	0.50	U	0.50	U	0.50	U
1,1-Dichloroethane	N/A	0.70	U	0.70	U	0.70	U	0.70	U	0.70	U
1,1-Dichloroethene	4.7	0.14	U	0.14	U	0.14	U	0.14	U	0.14	U
1,2,3-Trichlorobenzene	N/A	0.70	U	0.70	U	0.70	U	0.70	U	0.70	U
1,2,4-Trichlorobenzene	21	0.70	U	0.70	U	0.70	U	0.70	U	0.70	U
1,2-Dibromo-3-chloropropane	N/A	0.70	U	0.70	U	0.70	U	0.70	U	0.70	U
1,2-Dibromoethane	N/A	0.65	U	0.65	U	0.65	U	0.65	U	0.65	U
1,2-Dichlorobenzene	2000	0.70	U	0.70	U	0.70	U	0.70	U	0.70	U
1,2-Dichloroethane	0.29	0.13	U	0.13	U	0.13	U	0.13	U	0.13	U
1,2-Dichloropropane	0.5	0.13	U	0.13	U	0.13	U	0.13	U	0.13	U
1,3-Dichlorobenzene	2200	0.70	U	0.70	U	0.70	U	0.70	U	0.70	U
1,3-Dichloropropene, Total	0.34	0.14	U	0.14	U	0.14	U	0.14	U	0.14	U
1,4-Dichlorobenzene	550	0.70	U	0.70	U	0.70	U	0.70	U	0.70	U
1,4-Dioxane	N/A	41	U	41	U	41	U	41	U	41	U
2-Butanone	N/A	1.0	U	1.0	U	1.0	U	1.0	U	1.0	U
2-Hexanone	N/A	1.0	U	1.0	U	1.0	U	1.0	U	1.0	U
4-Methyl-2-pentanone	N/A	1.0	U	1.0	U	1.0	U	1.0	U	1.0	U
Acetone	N/A	1.7	J	2.1	J	1.6	J	1.3	J	2.0	J
Benzene	0.15	0.16	U	0.16	U	0.16	U	**0.38**	**J**	**0.41**	**J**
Bromochloromethane	N/A	0.70	U	0.70	U	0.70	U	0.70	U	0.70	U
Bromodichloromethane	0.55	0.19	U	0.19	U	0.19	U	0.19	U	0.19	U
Bromoform	4.3	0.65	U	0.65	U	0.65	U	0.65	U	0.65	U
Bromomethane	47	0.70	U	0.70	U	0.70	U	0.70	U	0.70	U
Carbon disulfide	N/A	1.0	U	1.0	U	1.0	U	1.0	U	1.0	U
Carbon tetrachloride	0.33	0.13	U	0.13	U	0.13	U	0.13	U	0.13	U
Chlorobenzene	210	0.70	U	0.70	U	0.70	U	0.70	U	0.70	U
Chloroethane	N/A	0.70	U	0.70	U	0.70	U	0.70	U	0.70	U
Chloroform	68	0.70	U	0.70	U	0.70	U	0.70	U	0.70	U
Chloromethane	N/A	0.70	U	0.70	U	0.70	U	0.70	U	0.70	U
cis-1,2-Dichloroethene	N/A	0.70	U	0.70	U	0.70	U	0.70	U	0.70	U
cis-1,3-Dichloropropene	0.34[3]	0.14	U	0.14	U	0.14	U	0.14	U	0.14	U
Cyclohexane	N/A	0.70	U	0.70	U	0.70	U	0.70	U	0.70	U
Dibromochloromethane	0.4	0.15	U	0.15	U	0.15	U	0.15	U	0.15	U
Dichlorodifluoromethane	N/A	1.0	U	1.0	U	1.0	U	1.0	U	1.0	U
Ethylbenzene	530	0.70	U	0.70	U	0.70	U	0.70	U	0.70	U
Isopropylbenzene	N/A	0.70	U	0.70	U	0.70	U	0.70	U	0.70	U
Methyl Acetate	N/A	0.65	U	0.65	U	0.65	U	0.65	U	0.65	U
Methyl cyclohexane	N/A	0.29	U	0.29	U	0.29	U	0.29	U	0.29	U
Methyl tert butyl ether	70	0.70	U	0.70	U	0.70	U	0.70	U	0.70	U
Methylene chloride	2.5	0.70	U	0.70	U	0.70	U	0.70	U	0.70	U
o-Xylene	N/A	0.70	U	0.70	U	0.70	U	0.70	U	0.70	U
p/m-Xylene	N/A	0.70	U	0.70	U	0.70	U	0.70	U	0.70	U
Styrene	N/A	0.70	U	0.70	U	0.70	U	0.70	U	0.70	U
Tetrachloroethene	0.34	0.18	U	0.18	U	0.18	U	0.18	U	0.18	U
Toluene	1300	0.70	U	0.70	U	0.70	U	0.70	U	0.70	U
trans-1,2-Dichloroethene	590	0.70	U	0.70	U	0.70	U	0.70	U	0.70	U
trans-1,3-Dichloropropene	0.34[3]	0.16	U	0.16	U	0.16	U	0.16	U	0.16	U
Trichloroethene	1	0.17	U	0.17	U	0.17	U	0.17	U	0.17	U
Trichlorofluoromethane	N/A	0.70	U	0.70	U	0.70	U	0.70	U	0.70	U
Vinyl chloride	0.082	0.33	U	0.33	U	0.33	U	0.33	U	0.33	U
Xylene (Total)	N/A	0.70	U	0.70	U	0.70	U	0.70	U	0.70	U
Tentatively Identified Compound	N/A	None		None		None		None		None	

Notes:

All sample results and criteria value are expressed in units of micrograms per liter (µg/l)

1 - N.J.A.C. 7:9B Surface Water Quality Standards; Section 1.14(f)7 - Surface Water Quality Criteria for Toxic Substances - Fresh Water (FW2) Criteria

2 - Bolded compounds have at least one sample which exceeded NJDEP SWQS Criteria. Exceedences are highlighted.

3 - SWQS for 1,3-Dichloropropene, Total (cis and trans)

Analytical results for the field blank and trip blank samples are provided in the lab report in Appendix C

Acronyms:

ID - identification
N/A - not applicable
VOC - volatile organic compound
NJDEP - New Jersey Department of Environmental Protection
SWQS - Surface Water Quality Standards
TIC - tentatively identified compound

Qualifiers:

U - compound not detected at indicated concentration
J - an estimated value that is greater than the method detection limit but less than the reporting limit
* - Recovery or RPD exceeds control limits

TABLE 6-9
Surface Water Sampling Analytical Results
Former LEC Site - Watchung and North Plainfield, NJ
Sample Date: September 11, 2014

Ground Water Sample ID		SW-1		SW-2		SW-3		SW-4		DUP-06 (SW-4)	
Laboratory ID		L1421110-46		L1421110-47		L1421110-48		L1421110-49		L1421110-55	
Volatile Organic Compound [2]	**NJDEP SWQS [1]**										
1,1,1-Trichloroethane	120	0.10	U	0.10	U	0.10	U	0.10	U	0.10	U
1,1,2,2-Tetrachloroethane	4.7	0.09	U	0.09	U	0.09	U	0.09	U	0.09	U
1,1,2-Trichloro-1,2,2-Trifluoroethane	N/A	0.15	U	0.15	U	0.15	U	0.15	U	0.15	U
1,1,2-Trichloroethane	13	0.09	U	0.09	U	0.09	U	0.09	U	0.09	U
1,1-Dichloroethane	N/A	0.21	U	0.21	U	0.21	U	0.21	U	0.21	U
1,1-Dichloroethene	4.7	0.09	U	0.09	U	0.09	U	0.09	U	0.09	U
1,2,3-Trichlorobenzene	N/A	0.12	U	0.12	U	0.12	U	0.12	U	0.12	U
1,2,4-Trichlorobenzene	21	0.12	U	0.12	U	0.12	U	0.12	U	0.12	U
1,2-Dibromo-3-chloropropane	N/A	0.32	U	0.32	U	0.32	U	0.32	U	0.32	U
1,2-Dibromoethane	N/A	0.10	U	0.10	U	0.10	U	0.10	U	0.10	U
1,2-Dichlorobenzene	2000	0.07	U	0.07	U	0.07	U	0.07	U	0.07	U
1,2-Dichloroethane	0.29	0.11	U	0.11	U	0.11	U	0.11	U	0.11	U
1,2-Dichloropropane	0.5	0.11	U	0.11	U	0.11	U	0.11	U	0.11	U
1,3-Dichlorobenzene	2200	0.07	U	0.07	U	0.07	U	0.07	U	0.07	U
1,3-Dichloropropene, Total	0.34	0.14	U	0.14	U	0.14	U	0.14	U	0.14	U
1,4-Dichlorobenzene	550	0.08	U	0.08	U	0.08	U	0.08	U	0.08	U
1,4-Dioxane	N/A	41	U	41	U	41	U	41	U	41	U
2-Butanone	N/A	1.9	U	1.9	U	1.9	U	1.9	U	1.9	U
2-Hexanone	N/A	0.14	U	0.14	U	0.14	U	0.14	U	0.14	U
4-Methyl-2-pentanone	N/A	0.26	U	0.26	U	0.26	U	0.26	U	0.26	U
Acetone	N/A	1.5	U	1.5	U	19.0		3.9	J	3.8	J
Benzene	0.15	0.09	U	0.09	U	0.09	U	0.09	U	0.09	U
Bromochloromethane	N/A	0.13	U	0.13	U	0.13	U	0.13	U	0.13	U
Bromodichloromethane	0.55	0.19	U	0.19	U	0.19	U	0.19	U	0.19	U
Bromoform	4.3	0.25	U	0.25	U	0.25	U	0.25	U	0.25	U
Bromomethane	47	0.26	U	0.26	U	0.26	U	0.26	U	0.26	U
Carbon disulfide	N/A	0.09	U	0.09	U	0.09	U	0.09	U	0.09	U
Carbon tetrachloride	0.33	0.1	U	0.1	U	0.1	U	0.1	U	0.1	U
Chlorobenzene	210	0.07	U	0.07	U	0.07	U	0.07	U	0.07	U
Chloroethane	N/A	0.13	U	0.13	U	0.13	U	0.13	U	0.13	U
Chloroform	68	0.16	U	0.16	U	3.50		0.16	U	0.16	U
Chloromethane	N/A	0.09	U	0.09	U	0.09	U	0.09	U	0.09	U
cis-1,2-Dichloroethene	N/A	0.11	U	0.11	U	0.11	U	0.11	U	0.11	U
cis-1,3-Dichloropropene	0.34[3]	0.14	U	0.14	U	0.14	U	0.14	U	0.14	U
Cyclohexane	N/A	0.27	U	0.27	U	0.27	U	0.27	U	0.27	U
Dibromochloromethane	0.4	0.15	U	0.15	U	0.15	U	0.15	U	0.15	U
Dichlorodifluoromethane	N/A	0.19	U	0.19	U	0.19	U	0.19	U	0.19	U
Ethylbenzene	530	0.1	U	0.1	U	0.1	U	0.1	U	0.1	U
Isopropylbenzene	N/A	0.11	U	0.11	U	0.11	U	0.11	U	0.11	U
Methyl Acetate	N/A	0.23	U	0.23	U	0.23	U	0.23	U	0.23	U
Methyl cyclohexane	N/A	0.4	U	0.4	U	0.4	U	0.4	U	0.4	U
Methyl tert butyl ether	70	0.15	U	0.15	U	0.15	U	0.15	U	0.15	U
Methylene chloride	2.5	0.27	U	0.27	U	0.27	U	0.27	U	0.27	U
o-Xylene	N/A	0.17	U	0.17	U	0.17	U	0.17	U	0.17	U
p/m-Xylene	N/A	0.18	U	0.18	U	0.18	U	0.18	U	0.18	U
Styrene	N/A	0.12	U	0.12	U	0.12	U	0.12	U	0.12	U
Tetrachloroethene	0.34	0.09	U	0.09	U	0.09	U	0.09	U	0.09	U
Toluene	1300	0.16	U	0.16	U	0.18	J	0.16	U	0.16	U
trans-1,2-Dichloroethene	590	0.16	U	0.16	U	0.16	U	0.16	U	0.16	U
trans-1,3-Dichloropropene	0.34[3]	0.15	U	0.15	U	0.15	U	0.15	U	0.15	U
Trichloroethene	1	0.11	U	0.11	U	0.11	U	0.11	U	0.11	U
Trichlorofluoromethane	N/A	0.1	U	0.1	U	0.1	U	0.1	U	0.1	U
Vinyl chloride	0.082	0.09	U	0.09	U	0.09	U	0.09	U	0.09	U
Xylene (Total)	N/A	0.17	U	0.17	U	0.17	U	0.17	U	0.17	U
Tentatively Identified Compound	N/A	None		None		28.0	J	None		None	

Notes:

All sample results and criteria value are expressed in units of m

1 - N.J.A.C. 7:9B Surface Water Quality Standards; Section 1.14(f)7 - Surface Water Quality Criteria for Toxic Substances - Fresh Water (FW2) Criteria

2 - Bolded compounds have at least one sample which exceeded NJDEP SWQS Criteria. Exceedences are highlighted.

3 - SWQS for 1,3-Dichloropropene, Total (cis and trans)

Analytical results for the field blank and trip blank samples are provided in the lab report in Appendix C

Acronyms:

ID - identification
N/A - not applicable
VOC - volatile organic compound
NJDEP - New Jersey Department of Environmental Protection
SWQS - Surface Water Quality Standards
TIC - tentatively identified compound

Qualifiers:

U - compound not detected at indicated concentration
J - an estimated value that is greater than the method detection limit but less than the reporting limit
* - Recovery or RPD exceeds control limits

TABLE 6-10
Historical TCE Concentrations in Stream Locations
Former LEC Site - Watchung and North Plainfield, NJ

Location	Sample Date	Analyte	Concentration (µg/L)	Qualifiers
SW-1	May-94	Trichloroethene	0.5	
SW-1	Jun-94	Trichloroethene	0.81	
SW-1	Jun-94	Trichloroethene	0.88	
SW-1	Jul-94	Trichloroethene	0.29	J
SW-1	Aug-94	Trichloroethene	0.12	J
SW-1	Feb-95	Trichloroethene	0.84	
SW-1	Apr-96	Trichloroethene	0.6	
SW-1	Apr-98	Trichloroethene	0.9	
SW-1	Nov-99	Trichloroethene	0.4	
SW-1	Dec-02	Trichloroethene	0.1	
SW-1	Mar-03	Trichloroethene	0.1	
SW-1	Jul-03	Trichloroethene	0.7	
SW-1	Aug-03	Trichloroethene	0.2	U
SW-1	Sep-03	Trichloroethene	0.3	U
SW-1	Oct-03	Trichloroethene	0.2	U
SW-1	Nov-03	Trichloroethene	0.2	U
SW-1	Dec-03	Trichloroethene	0.2	U
SW-1	Jan-04	Trichloroethene	0.2	U
SW-1	Feb-04	Trichloroethene	0.2	U
SW-1	Mar-04	Trichloroethene	0.2	U
SW-1	Apr-04	Trichloroethene	0.2	U
SW-1	May-04	Trichloroethene	0.2	U
SW-1	Jun-04	Trichloroethene	0.2	U
SW-1	Jul-04	Trichloroethene	0.4	U
SW-1	Aug-04	Trichloroethene	0.4	U
SW-1	Sep-04	Trichloroethene	0.4	U
SW-1	Oct-04	Trichloroethene	0.4	U
SW-1	Nov-04	Trichloroethene	0.4	U
SW-1	Dec-04	Trichloroethene	0.4	U
SW-1	Jan-05	Trichloroethene	0.4	U
SW-1	Feb-05	Trichloroethene	0.4	U
SW-1	Mar-05	Trichloroethene	0.4	U
SW-1	Apr-05	Trichloroethene	0.4	U
SW-1	May-05	Trichloroethene	0.4	U
SW-1	Jun-05	Trichloroethene	0.4	U
SW-1	Jul-05	Trichloroethene	0.4	U
SW-1	Oct-05	Trichloroethene	0.4	U
SW-1	Nov-05	Trichloroethene	0.4	U
SW-1	Mar-06	Trichloroethene	0.4	U
SW-1	Sep-06	Trichloroethene	0.4	U
SW-1	Mar-07	Trichloroethene	0.4	U
SW-1	Sep-07	Trichloroethene	0.4	U
SW-1	Mar-08	Trichloroethene	0.42	J
SW-1	Nov-08	Trichloroethene	0.45	U
SW-1	Mar-09	Trichloroethene	1.5	
SW-1	Sep-09	Trichloroethene	0.14	U
SW-1	Mar-10	Trichloroethene	0.14	U
SW-1	Sep-10	Trichloroethene	0.25	U
SW-1	Mar-11	Trichloroethene	0.25	U
SW-1	Sep-11	Trichloroethene	0.17	U
SW-1	Mar-12	Trichloroethene	0.17	U
SW-1	Sep-12	Trichloroethene	0.09	U
SW-1	Mar-13	Trichloroethene	0.09	U
SW-1	Sep-13	Trichloroethene	0.09	U
SW-1	Mar-14	Trichloroethene	0.17	U
SW-1	Sep-14	Trichloroethene	0.11	U

All results in micrograms per liter (ug/L) (parts per billion)
U - The compound was not detected above method detection limit
J - Data indicates the presence of a compound detected at less than the quantitation limit. The value is approximate.
D - Concentration was reported from a diluted analysis. The value is approximate.

TABLE 6-10
Historical TCE Concentrations in Stream Locations
Former LEC Site - Watchung and North Plainfield, NJ

Location	Sample Date	Analyte	Concentration (µg/L)	Qualifiers
SW-2	Aug-93	Trichloroethene	39	
SW-2	Aug-93	Trichloroethene	41	
SW-2	Oct-93	Trichloroethene	160	
SW-2	May-94	Trichloroethene	72	
SW-2	Jun-94	Trichloroethene	55	
SW-2	Jun-94	Trichloroethene	59	
SW-2	Jun-94	Trichloroethene	63	
SW-2	Jul-94	Trichloroethene	53	
SW-2	Jul-94	Trichloroethene	42	
SW-2	Aug-94	Trichloroethene	69	D
SW-2	Oct-94	Trichloroethene	47	
SW-2	Nov-94	Trichloroethene	71.2	J
SW-2	Dec-94	Trichloroethene	75.5	
SW-2	Jan-95	Trichloroethene	42	
SW-2	Feb-95	Trichloroethene	81.1	
SW-2	Apr-95	Trichloroethene	108	
SW-2	Jun-95	Trichloroethene	67.7	
SW-2	Jun-95	Trichloroethene	70.9	
SW-2	Jun-95	Trichloroethene	98.7	
SW-2	Aug-95	Trichloroethene	127	
SW-2	Apr-96	Trichloroethene	26	
SW-2	Apr-96	Trichloroethene	27	
SW-2	Sep-97	Trichloroethene	36.8	
SW-2	Sep-97	Trichloroethene	41.9	
SW-2	Apr-98	Trichloroethene	45.4	
SW-2	Apr-98	Trichloroethene	48	
SW-2	Sep-98	Trichloroethene	68.7	
SW-2	Nov-99	Trichloroethene	80.1	
SW-2	Mar-00	Trichloroethene	80	
SW-2	Dec-02	Trichloroethene	57	
SW-2	Mar-03	Trichloroethene	33	
SW-2	Jul-03	Trichloroethene	3.6	
SW-2	Aug-03	Trichloroethene	2.2	
SW-2	Sep-03	Trichloroethene	0.3	U
SW-2	Oct-03	Trichloroethene	0.2	U
SW-2	Nov-03	Trichloroethene	0.2	U
SW-2	Dec-03	Trichloroethene	0.2	U
SW-2	Jan-04	Trichloroethene	2.1	
SW-2	Feb-04	Trichloroethene	1.4	
SW-2	Mar-04	Trichloroethene	0.2	U
SW-2	Apr-04	Trichloroethene	0.4	
SW-2	May-04	Trichloroethene	2.2	
SW-2	Jun-04	Trichloroethene	0.2	U
SW-2	Jul-04	Trichloroethene	0.4	U
SW-2	Aug-04	Trichloroethene	0.6	
SW-2	Sep-04	Trichloroethene	0.4	U
SW-2	Oct-04	Trichloroethene	1.7	
SW-2	Nov-04	Trichloroethene	0.4	U
SW-2	Dec-04	Trichloroethene	0.5	
SW-2	Jan-05	Trichloroethene	0.5	
SW-2	Feb-05	Trichloroethene	0.8	
SW-2	Mar-05	Trichloroethene	2.6	
SW-2	Apr-05	Trichloroethene	0.8	
SW-2	May-05	Trichloroethene	0.4	U
SW-2	Jun-05	Trichloroethene	0.5	
SW-2	Jul-05	Trichloroethene	0.4	U
SW-2	Aug-05	Trichloroethene	0.4	U
SW-2	Sep-05	Trichloroethene	0.4	U
SW-2	Oct-05	Trichloroethene	0.4	U
SW-2	Nov-05	Trichloroethene	0.4	U
SW-2	Mar-06	Trichloroethene	1.2	
SW-2	Sep-06	Trichloroethene	0.6	
SW-2	Mar-07	Trichloroethene	0.4	U
SW-2	Sep-07	Trichloroethene	1.1	
SW-2	Mar-08	Trichloroethene	0.77	J
SW-2	Nov-08	Trichloroethene	1.0	
SW-2	Mar-09	Trichloroethene	0.45	U
SW-2	Sep-09	Trichloroethene	0.68	J
SW-2	Mar-10	Trichloroethene	0.31	J
SW-2	Sep-10	Trichloroethene	0.55	J
SW-2	Mar-11	Trichloroethene	0.65	J
SW-2	Sep-11	Trichloroethene	0.17	U
SW-2	Mar-12	Trichloroethene	0.21	J
SW-2	Sep-12	Trichloroethene	0.09	U
SW-2	Mar-13	Trichloroethene	0.09	U
SW-2	Sep-13	Trichloroethene	0.09	U
SW-2	Mar-14	Trichloroethene	0.17	U
SW-2	Sep-14	Trichloroethene	0.11	U

All results in micrograms per liter (ug/L) (parts per billion)

U - The compound was not detected above method detection limit

J - Data indicates the presence of a compound detected at less than the quantitation limit. The value is approximate.

D - Concentration was reported from a diluted analysis. The value is approximate.

TABLE 6-10
Historical TCE Concentrations in Stream Locations
Former LEC Site - Watchung and North Plainfield, NJ

Location	Sample Date	Analyte	Concentration (µg/L)	Qualifiers
SW-3	Jun-94	Trichloroethene	34.00	
SW-3	Jun-94	Trichloroethene	36.00	
SW-3	Jul-94	Trichloroethene	29.00	
SW-3	Jul-94	Trichloroethene	26.00	
SW-3	Aug-94	Trichloroethene	32.00	
SW-3	Oct-94	Trichloroethene	14.5	
SW-3	Nov-94	Trichloroethene	26.6	J
SW-3	Dec-94	Trichloroethene	48.4	
SW-3	Jan-95	Trichloroethene	31.7	
SW-3	Feb-95	Trichloroethene	63.2	
SW-3	Apr-95	Trichloroethene	48	
SW-3	Apr-95	Trichloroethene	51.4	
SW-3	Jun-95	Trichloroethene	29	
SW-3	Jun-95	Trichloroethene	7.51	
SW-3	Aug-95	Trichloroethene	32	
SW-3	Apr-96	Trichloroethene	24	
SW-3	Sep-97	Trichloroethene	43.7	
SW-3	Apr-98	Trichloroethene	47	
SW-3	Sep-98	Trichloroethene	26.6	
SW-3	Sep-98	Trichloroethene	27.8	
SW-3	Nov-99	Trichloroethene	41.4	
SW-3	Mar-00	Trichloroethene	60	
SW-3	Dec-02	Trichloroethene	44	
SW-3	Mar-03	Trichloroethene	28	
SW-3	Jul-03	Trichloroethene	2.6	
SW-3	Aug-03	Trichloroethene	1.2	
SW-3	Sep-03	Trichloroethene	0.3	U
SW-3	Oct-03	Trichloroethene	0.2	U
SW-3	Nov-03	Trichloroethene	0.2	U
SW-3	Dec-03	Trichloroethene	0.2	U
SW-3	Jan-04	Trichloroethene	1.1	
SW-3	Feb-04	Trichloroethene	0.8	
SW-3	Mar-04	Trichloroethene	0.2	U
SW-3	Apr-04	Trichloroethene	0.3	
SW-3	May-04	Trichloroethene	1.2	
SW-3	Jun-04	Trichloroethene	0.2	U
SW-3	Jul-04	Trichloroethene	0.4	U
SW-3	Aug-04	Trichloroethene	0.4	U
SW-3	Sep-04	Trichloroethene	0.4	U
SW-3	Oct-04	Trichloroethene	0.7	
SW-3	Nov-04	Trichloroethene	0.4	U
SW-3	Dec-04	Trichloroethene	0.4	U
SW-3	Jan-05	Trichloroethene	0.4	U
SW-3	Feb-05	Trichloroethene	0.4	
SW-3	Mar-05	Trichloroethene	1.6	
SW-3	Apr-05	Trichloroethene	0.4	U
SW-3	May-05	Trichloroethene	0.4	U
SW-3	Jun-05	Trichloroethene	0.4	U
SW-3	Jul-05	Trichloroethene	0.4	U
SW-3	Aug-05	Trichloroethene	0.4	U
SW-3	Sep-05	Trichloroethene	0.4	U
SW-3	Oct-05	Trichloroethene	0.4	U
SW-3	Nov-05	Trichloroethene	0.4	U
SW-3	Mar-06	Trichloroethene	0.6	
SW-3	Sep-06	Trichloroethene	0.4	U
SW-3	Mar-07	Trichloroethene	0.4	U
SW-3	Sep-07	Trichloroethene	0.4	
SW-3	Mar-08	Trichloroethene	0.51	J
SW-3	Nov-08	Trichloroethene	0.59	J
SW-3	Mar-09	Trichloroethene	0.73	J
SW-3	Sep-09	Trichloroethene	0.33	J
SW-3	Mar-10	Trichloroethene	0.18	J
SW-3	Sep-10	Trichloroethene	0.25	U
SW-3	Mar-11	Trichloroethene	0.38	J
SW-3	Sep-11	Trichloroethene	0.17	U
SW-3	Mar-12	Trichloroethene	0.17	U
SW-3	Sep-12	Trichloroethene	0.09	U
SW-3	Mar-13	Trichloroethene	0.09	U
SW-3	Sep-13	Trichloroethene	0.09	U
SW-3	Mar-14	Trichloroethene	0.17	U
SW-3	Sep-14	Trichloroethene	0.11	U

All results in micrograms per liter (ug/L) (parts per billion)

U - The compound was not detected above method detection limit

J - Data indicates the presence of a compound detected at less than the quantitation limit. The value is approximate.

D - Concentration was reported from a diluted analysis. The value is approximate.

TABLE 6-10
Historical TCE Concentrations in Stream Locations
Former LEC Site - Watchung and North Plainfield, NJ

Location	Sample Date	Analyte	Concentration (µg/L)	Qualifiers
SW-4	May-94	Trichloroethene	14	
SW-4	Jun-94	Trichloroethene	14	
SW-4	Jun-94	Trichloroethene	6.9	
SW-4	Jul-94	Trichloroethene	6.5	
SW-4	Jul-94	Trichloroethene	6.6	
SW-4	Jul-94	Trichloroethene	9.4	
SW-4	Aug-94	Trichloroethene	11	
SW-4	Oct-94	Trichloroethene	2.08	
SW-4	Nov-94	Trichloroethene	4.31	J
SW-4	Dec-94	Trichloroethene	19.5	
SW-4	Jan-95	Trichloroethene	16.1	
SW-4	Jan-95	Trichloroethene	17	
SW-4	Feb-95	Trichloroethene	53.7	
SW-4	Feb-95	Trichloroethene	54.4	
SW-4	Apr-95	Trichloroethene	19.3	
SW-4	Jun-95	Trichloroethene	6.29	
SW-4	Aug-95	Trichloroethene	2.62	
SW-4	Aug-95	Trichloroethene	2.83	
SW-4	Apr-96	Trichloroethene	16	
SW-4	Sep-97	Trichloroethene	3.9	
SW-4	Apr-98	Trichloroethene	30.4	
SW-4	Sep-98	Trichloroethene	1.4	
SW-4	Nov-99	Trichloroethene	19.2	
SW-4	Mar-00	Trichloroethene	36	
SW-4	Dec-02	Trichloroethene	30	
SW-4	Mar-03	Trichloroethene	18	
SW-4	Jul-03	Trichloroethene	1.7	
SW-4	Aug-03	Trichloroethene	0.2	U
SW-4	Sep-03	Trichloroethene	0.3	U
SW-4	Oct-03	Trichloroethene	0.2	U
SW-4	Nov-03	Trichloroethene	0.2	U
SW-4	Dec-03	Trichloroethene	0.2	U
SW-4	Jan-04	Trichloroethene	0.6	
SW-4	Feb-04	Trichloroethene	0.6	
SW-4	Mar-04	Trichloroethene	0.2	U
SW-4	Apr-04	Trichloroethene	0.2	U
SW-4	May-04	Trichloroethene	0.7	
SW-4	Jun-04	Trichloroethene	0.2	U
SW-4	Jul-04	Trichloroethene	0.4	U
SW-4	Aug-04	Trichloroethene	0.4	U
SW-4	Sep-04	Trichloroethene	0.4	U
SW-4	Oct-04	Trichloroethene	0.4	
SW-4	Nov-04	Trichloroethene	0.4	U
SW-4	Dec-04	Trichloroethene	0.4	
SW-4	Jan-05	Trichloroethene	0.4	U
SW-4	Feb-05	Trichloroethene	0.4	U
SW-4	Mar-05	Trichloroethene	1.1	
SW-4	Apr-05	Trichloroethene	0.4	U
SW-4	May-05	Trichloroethene	0.4	U
SW-4	Jun-05	Trichloroethene	0.4	U
SW-4	Jul-05	Trichloroethene	0.4	U
SW-4	Aug-05	Trichloroethene	0.4	U
SW-4	Sep-05	Trichloroethene	0.4	U
SW-4	Oct-05	Trichloroethene	0.4	U
SW-4	Nov-05	Trichloroethene	0.4	U
SW-4	Mar-06	Trichloroethene	0.4	U
SW-4	Sep-06	Trichloroethene	0.4	U
SW-4	Mar-07	Trichloroethene	0.4	U
SW-4	Sep-07	Trichloroethene	0.4	U
SW-4	Mar-08	Trichloroethene	0.28	J
SW-4	Nov-08	Trichloroethene	0.45	U
SW-4	Mar-09	Trichloroethene	0.49	J
SW-4	Sep-09	Trichloroethene	0.14	U
SW-4	Mar-10	Trichloroethene	0.17	J
SW-4	Sep-10	Trichloroethene	0.25	U
SW-4	Mar-11	Trichloroethene	0.31	J
SW-4	Sep-11	Trichloroethene	0.17	U
SW-4	Mar-12	Trichloroethene	0.17	U
SW-4	Sep-12	Trichloroethene	0.09	U
SW-4	Mar-13	Trichloroethene	0.09	U
SW-4	Sep-13	Trichloroethene	0.09	U
SW-4	Mar-14	Trichloroethene	0.17	U
SW-4	Sep-14	Trichloroethene	0.11	U

All results in micrograms per liter (ug/L) (parts per billion)

U - The compound was not detected above method detection limit

J - Data indicates the presence of a compound detected at less than the quantitation limit. The value is approximate.

D - Concentration was reported from a diluted analysis. The value is approximate.

TABLE 6-11
System Performance Summary
Former LEC Site - Watchung and North Plainfield, NJ

Sample Month	Influent TCE (ug/L)	Mid TCE (ug/L)	Effluent TCE (ug/L)	Avg. Pumping Rate (gpm)	Monthly Pumpage (MGM)	RW-1 Water Level (feet)
July 2003	62	ND	ND	133	2.31	43.8
August 2003	470	ND	ND	128	5.53	44.9
September 2003	62	ND	ND	128	5.51	44.6
October 2003	470	ND	ND	123	5.31	41.8
November 2003	510	58	ND	124	5.36	44.1
December 2003	650	160	ND	138	5.97	50.3
January 2004	430	310	1.2	139	5.99	51.5
February 2004	450	460	ND	136	5.85	52.5
March 2004	480	190	2.8	132	5.72	54
April 2004	370	340	2.0	130	5.57	49.9
May 2004	350	320	2.0	135	6.02	53.7
June 2004	370	3.3	0.8	100	4.32	55.8
July 2004	420	3.9	1.0	133	5.73	45.01
August 2004	390	53	0.6	132	5.72	53.73
September 2004	480	200	0.7	128	5.55	58.63
October 2004	400	1.2	0.5	105	4.52	56.06
November 2004	400	16	0.4	136	5.89	41.79
December 2004	360	73	0.4	119	5.13	55.19
January 2005	330	180	0.5	136	5.86	54.42
February 2005	380	260	ND	125	5.40	47.06
March 2005	370	47	ND	122	5.25	60.19
April 2005	350	130	0.4	144	6.23	52.3
May 2005	330	190	ND	128	5.52	60.8
June 2005	360	1.8	0.5	118	5.10	62.6
July 2005	360	5.1	0.5	129	5.58	61
August 2005	270	76	0.6	127	5.47	66.3
September 2005	240	120	NS	126	5.43	62.4
October 2005	320	2.9	0.5	83	3.57	49.9
November 2005	280	9	NS	127	5.47	58.9
December 2005	280	67	NS	127	5.48	56.5
January 2006	210	100	NS	126	5.46	60
February 2006	180	1.6	1.0	120	5.17	58.8
March 2006	260	4.1	NS	127	5.47	59.2
April 2006	230	14	1.2	122	5.27	56.7
May 2006	180	55	NS	129	5.59	64.9
June 2006	200	120	1.4	125	5.41	59.3
July 2006	180	180	NS	118	5.10	55
August 2006	200	200	NS	95	4.11	56.2
September 2006	150	27	1.5	103	4.46	58.4
October 2006	170	44	NS	121	5.24	60.1
November 2006	170	69	NS	125	5.39	58.4
December 2006	120	86	1.5	123	5.30	61.8
January 2007	85	110	NS	119	5.14	58.7
February 2007	90	4.7	NS	120	5.17	66.8
March 2007	60	4	1.7	104	4.49	57.5
April 2007	74	17	NS	106	4.59	58.1
May 2007	71	31	NS	123	5.32	59.4
June 2007	56	37	NS	130	5.60	58.1
July 2007	53	50	1.7	127	5.48	65.4
August 2007	26	50	NS	125	5.42	65.6
September 2007	29	43	NS	113	4.87	66.7

TABLE 6-11
System Performance Summary
Former LEC Site - Watchung and North Plainfield, NJ

Sample Month	Influent TCE (ug/L)	Mid TCE (ug/L)	Effluent TCE (ug/L)	Avg. Pumping Rate (gpm)	Monthly Pumpage (MGM)	RW-1 Water Level (feet)
October 2007	24	11	2.5	71	3.08	61.5
November 2007	16	11	NS	87	3.76	64.7
December 2007	16	13	1.3	128	5.54	66
January 2008	12	13	NS	127	5.51	62.3
February 2008	6.5	12	NS	129	5.57	57.4
March 2008	5.5	12	1.4	88	3.78	63.5
April 2008	4.1	11	NS	129	5.57	60.8
May 2008	1.8	7.9	NS	128	5.55	65.0
June 2008	8.9	0.9	1.4	128	5.52	64.2
July 2008	1.4	8.3	NS	124	5.34	63.6
August 2008	1.2	6.7	NS	118	5.11	64.1
September 2008	1.1	6.2	1.6	118	5.12	63.4
October 2008	ND	6.8	NS	126	5.43	68.7
November 2008	1.4	6.3	NS	129	5.56	65.2
December 2008	1.3	5.8	2.5	123	5.30	63.4
January 2009	1.2	4.6	NS	128	5.51	69.6
February 2009	1.4	5.9	NS	125	5.39	69.1
March 2009	1.2	4.5	3.6	121	5.23	70.9
April 2009	1.4	6.2	NS	118	5.09	66.7
May 2009	1.0	4.9	NS	112	4.82	64.7
June 2009	1.1	4.7	NS	120	5.14	64.0
July 2009	1.1	5.5	NS	103	4.41	59.5
August 2009	1.2	5.6	3.3	109	4.67	69.7
September 2009	1.4	5.1	NS	125	5.38	71.4
October 2009	1.3	4.8	NS	120	5.20	71.0
November 2009	1.0	3.8	1.4	115	4.96	64.5
December 2009	0.54 J	3.9	NS	116	5.00	70.4
January 2010	1.1	3.5	1.2	125	5.40	71.8
February 2010	1.2	3.8	NS	122	5.26	70.6
March 2010	0.99 J	3.4	NS	114	4.92	65.4
April 2010	1.2	3.0	1.4	113	4.89	65.0
May 2010	0.95 J	3.1	NS	97	4.18	62.5
June 2010	0.99 J	3.3	1.2	123	5.33	69.2
July 2010	0.89 J	3.2	NS	115	4.98	74.6
August 2010	NS	NS	NS	N/A *	N/A *	N/A
September 2010	1.1	2.9	NS	127	5.34	N/A
October 2010	0.93 J	3.7	1.3	102	4.41	70.4
November 2010	1.5	2.9	NS	122	5.29	67.8
December 2010	1.1	3.1	NS	110	4.76	63.5
January 2011	0.92 J	2.9	NS	118	5.10	65.2
February 2011	0.99 J	2.7	2.7	116	5.01	61.8
March 2011	0.88 J	NS	NS	118	5.11	56.7
April 2011	0.97 J	3.3	3.3	111	4.78	55.8
May 2011 **	0.67 J	3.1	NS	106	4.59	56.5

NS	not sampled, only need to sample effluent one time per quarter as per NJPDES Permit
ND	not detected
ug/L	micrograms/Liter
gpm	gallons per minute
MGM	million gallons per month
*	no discharge due to pump failure
**	last month of sampling before system shut off

TABLE 6-12

Summary of VI Investigations at Properties Adjacent to the LEC Site

Former Lockheed Electronics Corporation, Watchung, NJ

	Report	Vapor Intrusion Investigation Report November 22, 2011		Vapor Intrusion Investigation Report Addendum January 31, 2012		Vapor Intrusion Investigation Data Submittal April 10, 2012		Comprehensive Vapor Intrusion Investigation Report June 11, 2013		2014 Vapor Intrusion Investigation Report May 30, 2014	
	Sampling Date	February 2011	July 2011	December 2011		March 2012		January and February 2013		January 2014	
	Media	Sub Slab	Indoor Air	Sub Slab	Indoor Air	Sub Slab	Indoor Air	Sub Slab	Indoor Air	Sub Slab	Indoor Air
Avalon Watchung Apartments (formerly Crystal Ridge Club)	Bldg. 1			SV-01							
	Bldg. 2			SV-02							
	Bldg. 3	SV-3	BLDG 3 CR	SV-03	BLDG 3 CR			CR020713-SS-B3-01	CR011713-IA-BLDG3	CR011614-SS-B3	CR011514-IA-B3
	Bldg. 4	SV-4									
	Bldg. 5	SV-5									
	Bldg. 6	SV-6	6006 CR 6007 CR	SV-06	6006 CR 6007 CR			CR020713-SS-B6-01	CR011713-IA-6006 CR011713-IA-6007	CR011614-SS-B6	CR011514-IA-B6
	Bldg. 7	SV-7	7006 CR 7007 CR	SV-07	7006 CR 7007 CR			CR020813-SS-B7-01	CR011713-IA-7006 CR011713-IA-7007	CR011614-SS-B7	CR011514-IA-B7
	Bldg. 8	SV-8 SV-8 (DUP)									
	Bldg. 9	SV-9									
	Bldg. 10	SV-10									
	Bldg. 11	SV-11									
	Bldg. 12	SV-12	12002 CR 12003 CR	SV-12	12002 CR 12003 CR			CR020813-SS-B12-01	CR011713-IA-12002 CR011713-IA-12003 CR012913-IA-12003		
	Bldg. 13			SV-13							
	Bldg. 14	SV-14									
	Bldg. 15			SV-15							
	Clubhouse			SV-CH	CLUB GF CLUB 1F CLUB DUP			CR020713-SS-CLUB-01	CR011713-IA-CHGF CR011713-IA-CH1F		
	Maintenance			SV-MB							
Regency Village	Bldg. 26		BLDG 26 RV					RV020613-SS-B26-01 RV020613-SS-B26-02 RV020613-SS-B26-03	RV020413-IA-B26-01 RV020413-IA-B26-02		
	Bldg. 3							RV0116-SS-B3-01 RV0116-SS-B3-02 RV0116-SS-B3-03	RV0114-IA-B3-01 RV0114-IA-B3-02		
	Bldg. 4							RV0116-SS-B4-01 RV0116-SS-B4-02 RV0116-SS-B4-03	RV0114-IA-B4-01 RV0114-IA-B4-02		
	Bldg. 5							RV0115-SS-B5-01 RV0115-SS-B5-02 RV0115-SS-B5-03	RV0114-IA-B5-01 RV0114-IA-B5-02		
	Bldg. 6							RV0115-SS-B6-01 RV0115-SS-B6-02 RV0115-SS-B6-03	RV0114-IA-B6-01 RV0114-IA-B6-02		
	Bldg. 17							RV020513-SS-B17-01 RV020613-SS-B17-02 RV020613-SS-B17-03	RV020413-IA-B17-01 RV020413-IA-B17-02		
	Bldg. 36							RV020513-SS-B36-01 RV020513-SS-B36-02 RV020513-SS-B36-03	RV020413-IA-B36-01 RV020413-IA-B36-01		
	Bldg. 38							RV020513-SS-B38-01 RV020513-SS-B38-02 RV020613-SS-B38-03	RV020413-IA-B38-01 RV020413-IA-B38-02		
Wal-Mart	Main					SV-1 SV-1 DUP	IA-1 IA-1 DUP				
						SV-2	IA-2				
	Samples**	**12**	**8**	**10**	**10**	**3**	**3**	**29**	**26**	**3**	**3**

Exceeds Criteria (Residential for Crystal Ridge and Regency; Nonresidential for Wal-Mart)

** Does not include ambient samples collected or proposed.

FIGURES

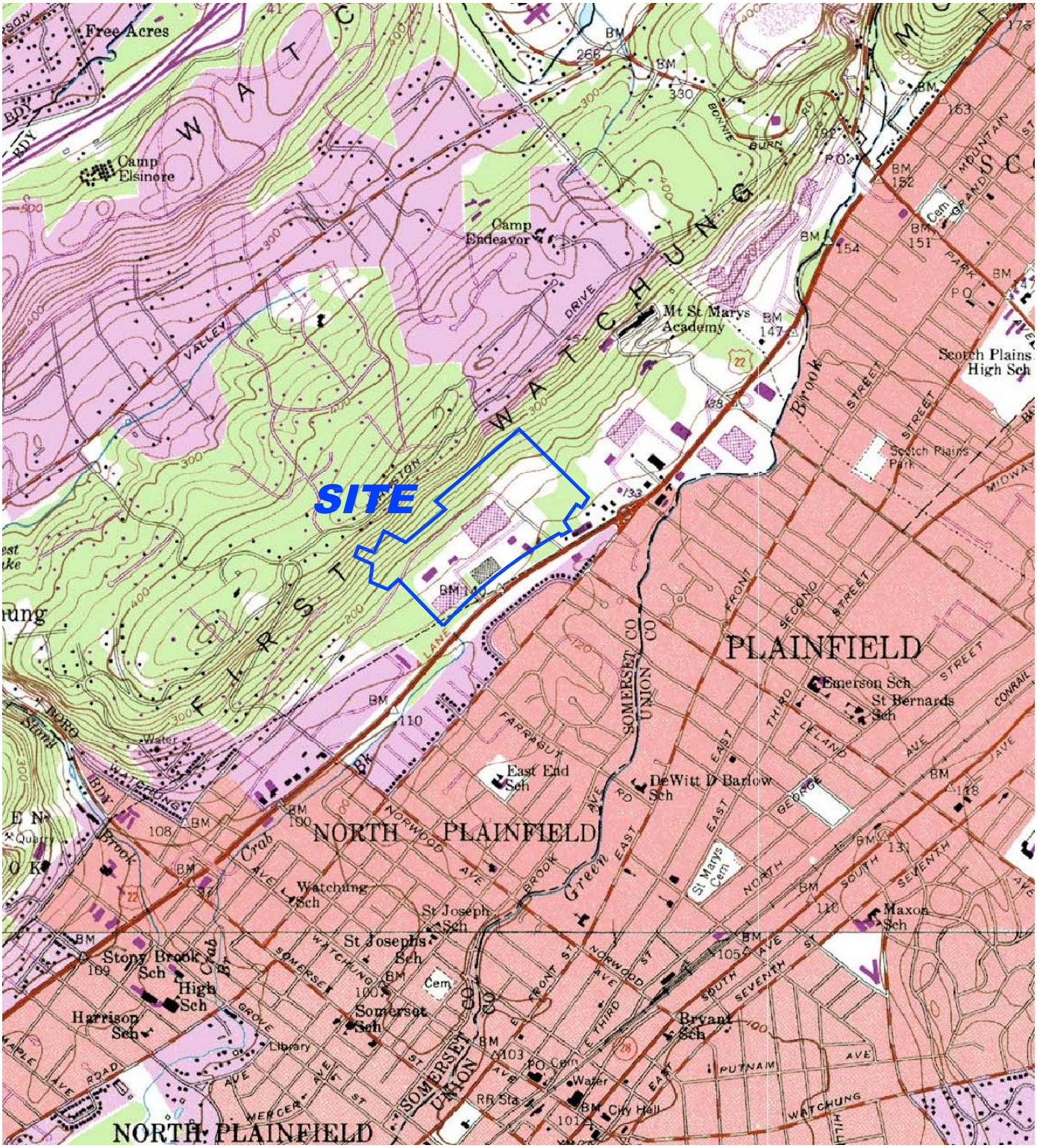

SOURCE: USGS 7.5 MINUTE QUADRANGLE (CHATHAM, NJ).



QUADRANGLE LOCATION

SCALE: 1" = 2000'



DWG: FIGURE_2-1 11/28/14

FIGURE 2-1

SITE LOCATION MAP

FORMER LOCKHEED ELECTRONICS COMPANY, INC.
WATCHUNG, NEW JERSEY

TETRA TECH

DRWN: S.F.H.	CHK'D: S.F.
SCALE: AS SHOWN	DATE: 11/28/14

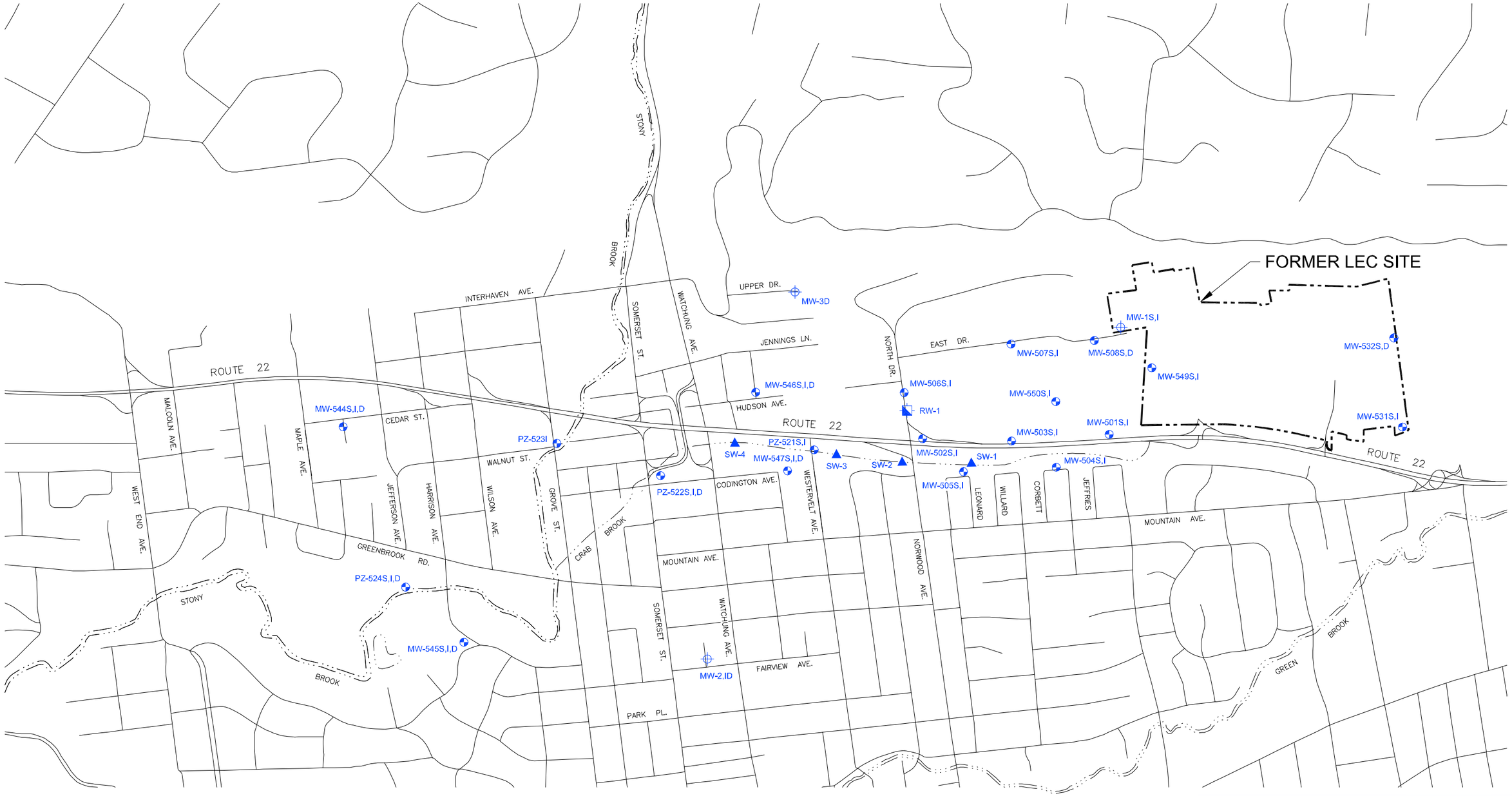

NOTE: THIS FIGURE WAS DEVELOPED USING NEW JERSEY DEPARTMENT OF ENVIRONMENTAL PROTECTION GEOGRAPHIC INFORMATION SYSTEM DIGITAL DATA, BUT THIS SECONDARY PRODUCT HAS NOT BEEN VERIFIED BY NJDEP AND IS NOT STATE-AUTHORIZED.

SCALE

1000 500 0 1000 FEET

LEGEND

- PROPERTY LINE
- ACTIVE MONITORING WELL OR PIEZOMETER
- MONITORING WELL INSTALLED IN FALL 2013
- RECOVERY WELL LOCATION
- SURFACE WATER MONITORING LOCATION

FIGURE 2-2

SITE PLAN

FORMER LOCKHEED ELECTRONICS COMPANY, INC.
WATCHUNG, NEW JERSEY

TETRA TECH

DRWN: S.F.H.	CHK'D: S.F.
SCALE: AS SHOWN	DATE: 11/28/14

DWG: FIGURE_2-2 11/28/14



SOURCE: THIS FIGURE BASED UPON INFORMATION PROVIDED BY CDM SMITH, EDISON, NJ, AS CONTAINED IN THEIR JANUARY 2012 VAPOR INTRUSION INVESTIGATION REPORT ADDENDUM PREPARED FOR FORMER LOCKHEED ELECTRONICS COMPANY, INC.

SCALE

400 200 0 400 FEET

LEGEND

- PROPERTY LINE
- 50 BUILDING NUMBER
- 7 BUILDING SAMPLED FOR POTENTIAL VAPOR INTRUSION

FIGURE 2-3

SITE PLAN WITH SELECTED BUILDINGS FOR 2014 VAPOR INTRUSION INVESTIGATION

FORMER LOCKHEED ELECTRONICS COMPANY, INC.
WATCHUNG, NEW JERSEY

TETRA TECH

DRWN: S.F.H.	CHK'D: S.F.
SCALE: AS SHOWN	DATE: 04/24/13

DWG: FIGURE_2-1 03/11/14

Groundwater Sampling
MW-1S, I
MW-2I,D
MW-3D
MW-501S,I
MW-502S,I
MW-503S,I,
MW-505S,I
MW-506S,I
MW-507S,I
MW-508S,D
MW-532S,D
MW-544S,I,D
MW-545S,I,D
MW-546S,I,D
MW-547S,I,D
MW-549S,I
MW-550S,I
PZ-521S,I
PZ-522S,I,D
PZ-524S,I,D

Surface Water Sampling
SW-1
SW-2
SW-3
SW-4

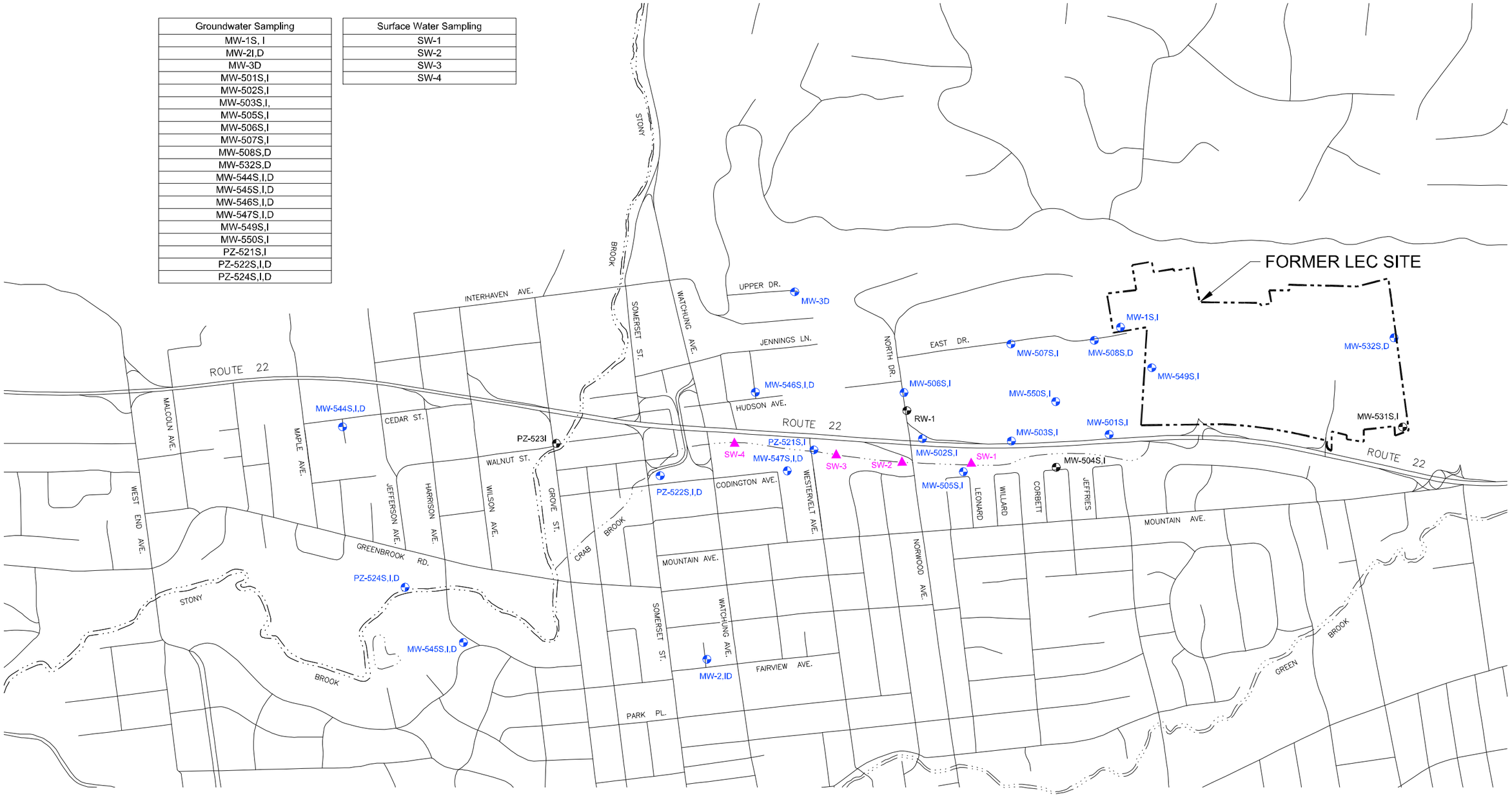

NOTE: THIS FIGURE WAS DEVELOPED USING NEW JERSEY DEPARTMENT OF ENVIRONMENTAL PROTECTION GEOGRAPHIC INFORMATION SYSTEM DIGITAL DATA, BUT THIS SECONDARY PRODUCT HAS NOT BEEN VERIFIED BY NJDEP AND IS NOT STATE-AUTHORIZED.

SCALE

1000 500 0 1000 FEET

LEGEND

- PROPERTY LINE
- ACTIVE MONITORING WELL OR PIEZOMETER
- SEMI-ANNUAL GROUNDWATER SAMPLING LOCATION
- SEMI-ANNUAL SURFACE WATER SAMPLING LOCATION

FIGURE 3-1

SEMI-ANNUAL
SAMPLING LOCATIONS

FORMER LOCKHEED ELECTRONICS COMPANY, INC.
WATCHUNG, NEW JERSEY

TETRA TECH

DRWN: S.F.H.	CHK'D: S.F.
SCALE: AS SHOWN	DATE: 11/28/14

DWG: FIGURE_3-1 11/28/14

FORMER LEC SITE

ROUTE 22

INTERHAVEN AVE.

UPPER DR.

MW-3D

JENNINGS LN.

EAST DR.

NORTH DR.

HUDSON AVE.

CEDAR ST.

WALNUT ST.

COLINGTON AVE.

MOUNTAIN AVE.

FAIRVIEW AVE.

PARK PL.

MALCOLM AVE.

MAPLE AVE.

WEST END AVE.

JEFFERSON AVE.

HARRISON AVE.

WILSON AVE.

GROVE ST.

WESTERVELT AVE.

NORWOOD AVE.

LEONARD

WILLARD

CORBETT

JEFFRIES

SOMERSET ST.

WATCHUNG AVE.

STONY BROOK

CRAB BROOK

GREEN BROOK

GREENBROOK RD.

82.58
MW-544S,I,D

MW-546S,I,D
98.91

PZ-523I

PZ-522S,I,D
85.82

94.62
MW-547S,I,D

PZ-521S,I
96.45

62.63
PZ-524S,I,D

MW-545S,I,D
70.89

MW-2,ID

RW-1

114.12
MW-506S,I

125.61
MW-507S,I

111.83
MW-550S,I

101.93
MW-502S,I

105.08
MW-503S,I

102.34
MW-505S,I

MW-504S,I
106.95

123.15
MW-1S,I

MW-508S,D
127.64

MW-549S,I
124.24

115.22
MW-501S,I

128.36
MW-531S,I

MW-532S,D
132.04

90

80

70

120

110

100

130

SHALLOW ZONE - OVERBURDEN AND SHALLOW BEDROCK GROUNDWATER FROM THE GROUNDWATER TABLE TO APPROXIMATELY 50 FEET ABOVE MEAN SEA LEVEL (MSL).

INTERMEDIATE ZONE - BEDROCK GROUNDWATER FROM APPROXIMATELY 50 FT ABOVE MSL TO APPROXIMATELY 50 FEET BELOW MSL.

DEEP ZONE - BEDROCK GROUNDWATER DEEPER THAN APPROXIMATELY 50 FT BELOW MSL.

NOTE: THIS FIGURE WAS DEVELOPED USING NEW JERSEY DEPARTMENT OF ENVIRONMENTAL PROTECTION GEOGRAPHIC INFORMATION SYSTEM DIGITAL DATA, BUT THIS SECONDARY PRODUCT HAS NOT BEEN VERIFIED BY NJDEP AND IS NOT STATE-AUTHORIZED.

N W E S

SCALE

1000 500 0 1000 FEET

LEGEND

- PROPERTY LINE
- ACTIVE MONITORING WELL OR PIEZOMETER
- RECOVERY WELL LOCATION
- 90 GROUNDWATER ELEVATION CONTOUR
- 82.58 GROUNDWATER ELEVATION (ft. MSL)

FIGURE 6-1

SHALLOW GROUNDWATER ELEVATION CONTOUR MAP (MARCH 2014)

FORMER LOCKHEED ELECTRONICS COMPANY, INC.
WATCHUNG, NEW JERSEY

TETRA TECH

DRWN: S.F.H.	CHK'D: S.F.
SCALE: AS SHOWN	DATE: 11/28/14

DWG: FIGURE_4-1 11/28/14

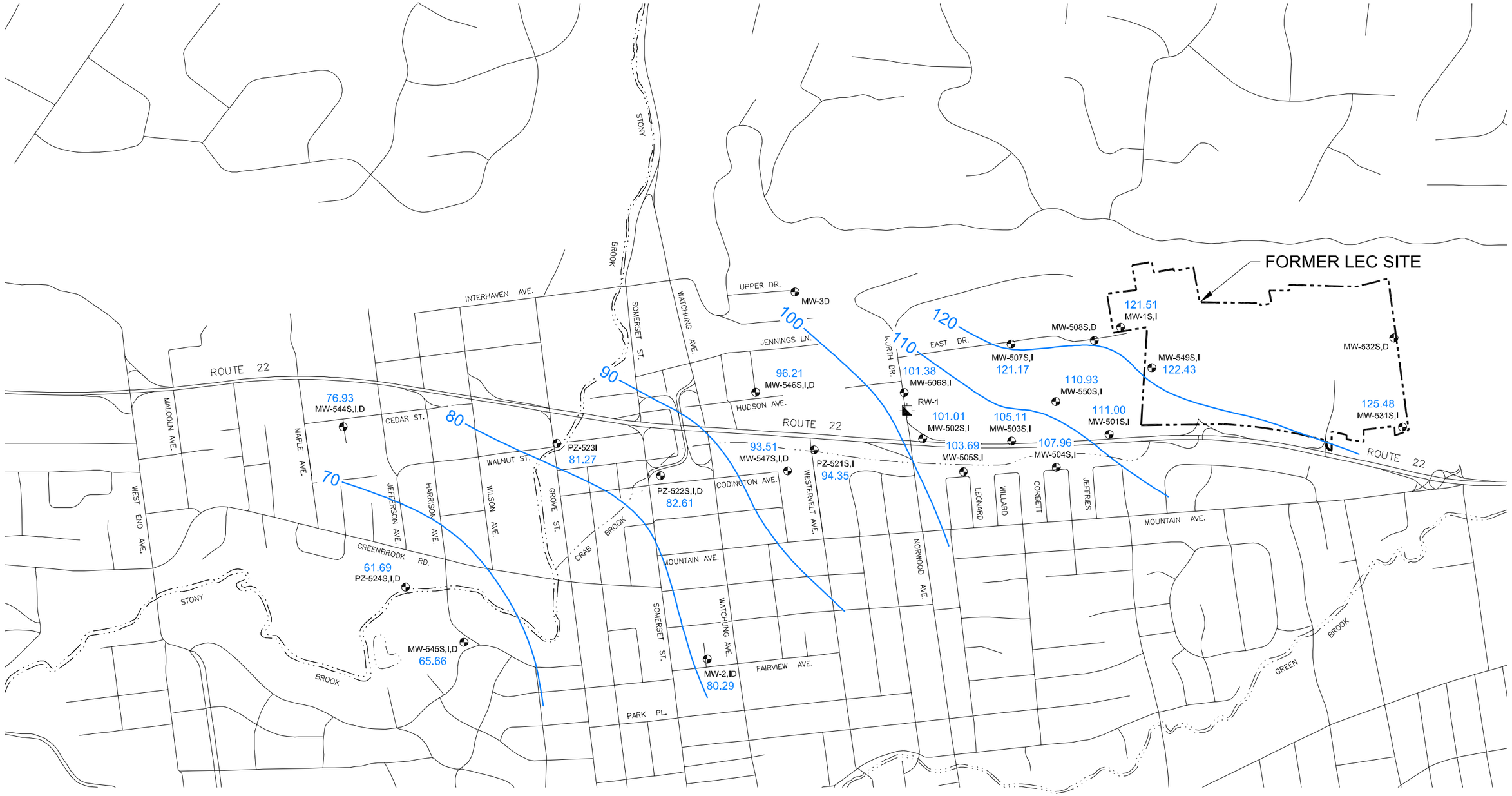

SHALLOW ZONE - OVERBURDEN AND SHALLOW BEDROCK GROUNDWATER FROM THE GROUNDWATER TABLE TO APPROXIMATELY 50 FEET ABOVE MEAN SEA LEVEL (MSL).

INTERMEDIATE ZONE - BEDROCK GROUNDWATER FROM APPROXIMATELY 50 FT ABOVE MSL TO APPROXIMATELY 50 FEET BELOW MSL.

DEEP ZONE - BEDROCK GROUNDWATER DEEPER THAN APPROXIMATELY 50 FT BELOW MSL.

NOTE: THIS FIGURE WAS DEVELOPED USING NEW JERSEY DEPARTMENT OF ENVIRONMENTAL PROTECTION GEOGRAPHIC INFORMATION SYSTEM DIGITAL DATA, BUT THIS SECONDARY PRODUCT HAS NOT BEEN VERIFIED BY NJDEP AND IS NOT STATE-AUTHORIZED.

SCALE

1000 500 0 1000 FEET

LEGEND

- PROPERTY LINE
- ACTIVE MONITORING WELL OR PIEZOMETER
- RECOVERY WELL LOCATION
- 90 GROUNDWATER ELEVATION CONTOUR
- 76.93 GROUNDWATER ELEVATION (ft. MSL)

FIGURE 6-2

INTERMEDIATE GROUNDWATER ELEVATION CONTOUR MAP (MARCH 2014)

FORMER LOCKHEED ELECTRONICS COMPANY, INC.
WATCHUNG, NEW JERSEY

TETRA TECH

DRWN: S.F.H.	CHK'D: S.F.
SCALE: AS SHOWN	DATE: 11/28/14

DWG: FIGURE_4-2 11/28/14

FORMER LEC SITE

ROUTE 22

INTERHAVEN AVE.

UPPER DR.

JENNINGS LN.

EAST DR.

NORTH DR.

HUDSON AVE.

CEDAR ST.

WALNUT ST.

CODINGTON AVE.

MOUNTAIN AVE.

FAIRVIEW AVE.

PARK PL.

GREENBROOK RD.

MALCOLM AVE.

WEST END AVE.

MAPLE AVE.

JEFFERSON AVE.

HARRISON AVE.

WILSON AVE.

GROVE ST.

WESTERVELT AVE.

LEONARD

WILLARD

CORBETT

JEFFRIES

NORWOOD AVE.

SOMERSET ST.

WATCHUNG AVE.

STONY BROOK

CRAB BROOK

GREEN BROOK

100.68
MW-3D

87.86
MW-546S,I,D

73.96
MW-544S,I,D

92.24
MW-547S,I,D

PZ-523I

PZ-521S,I

PZ-522S,I,D
81.48

63.04
PZ-524S,I,D

MW-545S,I,D
66.08

MW-2,ID
79.33

MW-1S,I

MW-507S,I

MW-508S,D
120.51

MW-532S,D
129.80

MW-549S,I

MW-550S,I

MW-506S,I

RW-1

MW-502S,I

MW-503S,I

MW-501S,I

MW-531S,I

MW-504S,I

MW-505S,I

100

110

120

90

80

70

SHALLOW ZONE - OVERBURDEN AND SHALLOW BEDROCK GROUNDWATER FROM THE GROUNDWATER TABLE TO APPROXIMATELY 50 FEET ABOVE MEAN SEA LEVEL (MSL).

INTERMEDIATE ZONE - BEDROCK GROUNDWATER FROM APPROXIMATELY 50 FT ABOVE MSL TO APPROXIMATELY 50 FEET BELOW MSL.

DEEP ZONE - BEDROCK GROUNDWATER DEEPER THAN APPROXIMATELY 50 FT BELOW MSL.

NOTE: THIS FIGURE WAS DEVELOPED USING NEW JERSEY DEPARTMENT OF ENVIRONMENTAL PROTECTION GEOGRAPHIC INFORMATION SYSTEM DIGITAL DATA, BUT THIS SECONDARY PRODUCT HAS NOT BEEN VERIFIED BY NJDEP AND IS NOT STATE-AUTHORIZED.

W N S E

SCALE

1000 500 0 1000 FEET

LEGEND

- PROPERTY LINE
- ACTIVE MONITORING WELL OR PIEZOMETER
- RECOVERY WELL LOCATION
- 90 GROUNDWATER ELEVATION CONTOUR
- 73.96 GROUNDWATER ELEVATION (ft. MSL)

FIGURE 6-3

DEEP GROUNDWATER ELEVATION CONTOUR MAP (MARCH 2014)

FORMER LOCKHEED ELECTRONICS COMPANY, INC.
WATCHUNG, NEW JERSEY

TETRA TECH

DRWN: S.F.H.	CHK'D: S.F.
SCALE: AS SHOWN	DATE: 11/28/14

DWG: FIGURE_4-3 11/28/14

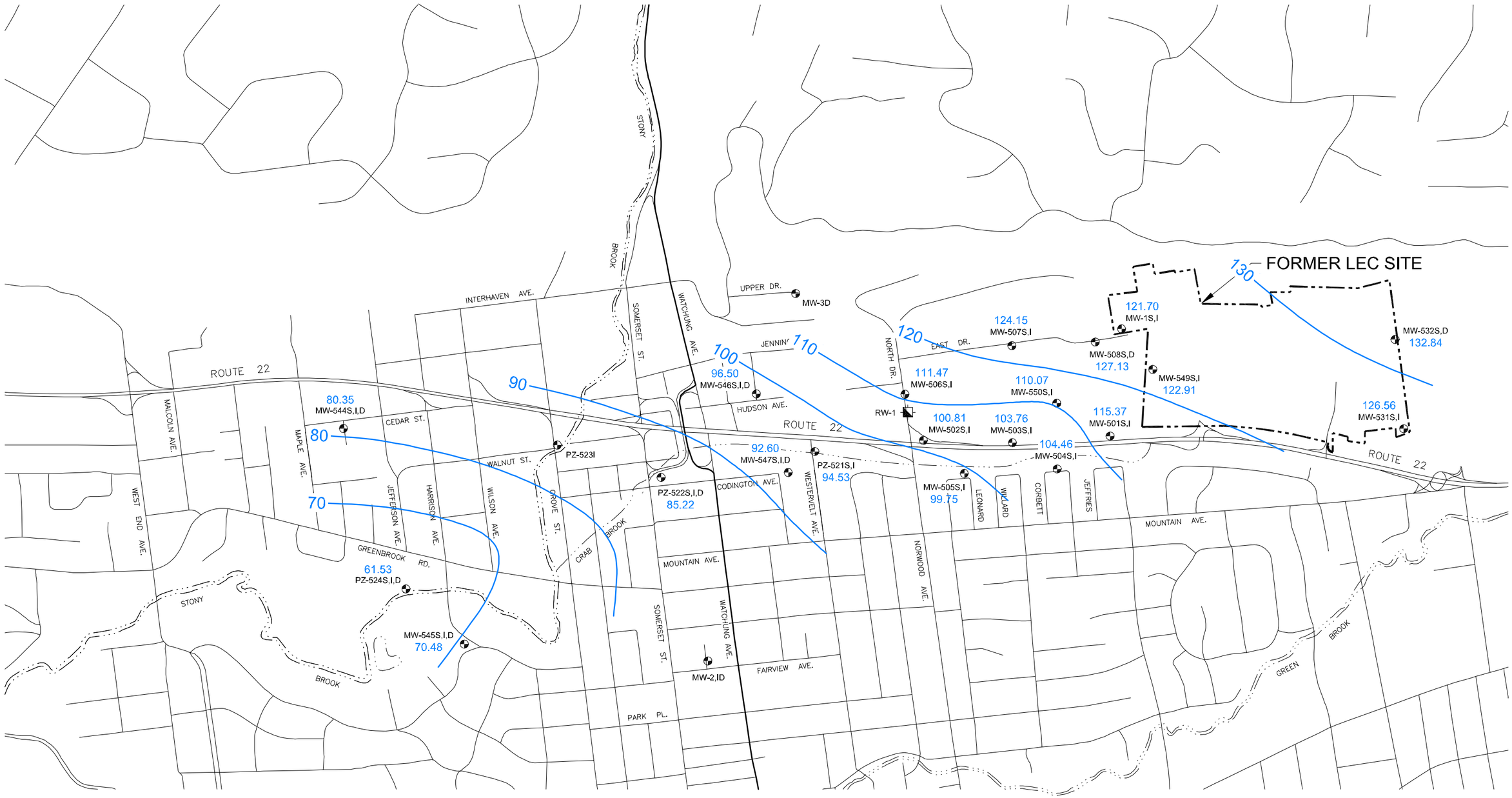

SHALLOW ZONE - OVERBURDEN AND SHALLOW BEDROCK GROUNDWATER FROM THE GROUNDWATER TABLE TO APPROXIMATELY 50 FEET ABOVE MEAN SEA LEVEL (MSL).

INTERMEDIATE ZONE - BEDROCK GROUNDWATER FROM APPROXIMATELY 50 FT ABOVE MSL TO APPROXIMATELY 50 FEET BELOW MSL.

DEEP ZONE - BEDROCK GROUNDWATER DEEPER THAN APPROXIMATELY 50 FT BELOW MSL.

NOTE: THIS FIGURE WAS DEVELOPED USING NEW JERSEY DEPARTMENT OF ENVIRONMENTAL PROTECTION GEOGRAPHIC INFORMATION SYSTEM DIGITAL DATA, BUT THIS SECONDARY PRODUCT HAS NOT BEEN VERIFIED BY NJDEP AND IS NOT STATE-AUTHORIZED.

SCALE

1000 500 0 1000 FEET

LEGEND

- PROPERTY LINE
- ACTIVE MONITORING WELL OR PIEZOMETER
- RECOVERY WELL LOCATION
- 90 GROUNDWATER ELEVATION CONTOUR
- 80.35 GROUNDWATER ELEVATION (ft. MSL)

FIGURE 6-4

SHALLOW GROUNDWATER ELEVATION CONTOUR MAP (SEPTEMBER 2014)

FORMER LOCKHEED ELECTRONICS COMPANY, INC.
WATCHUNG, NEW JERSEY

TETRA TECH

DRWN: S.F.H.	CHK'D: S.F.
SCALE: AS SHOWN	DATE: 11/28/14

DWG: FIGURE_4-4 11/28/14

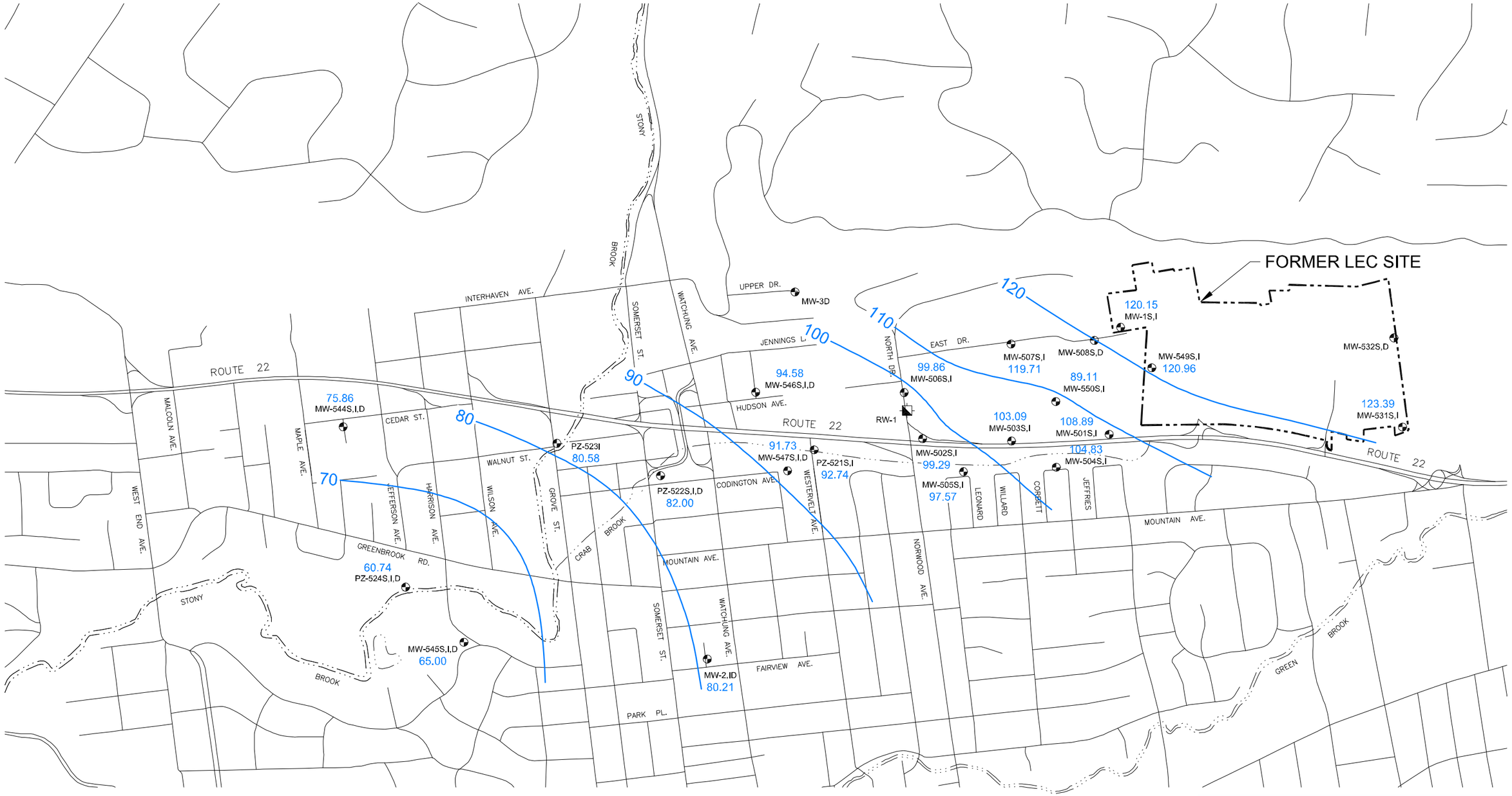

SHALLOW ZONE - OVERBURDEN AND SHALLOW BEDROCK GROUNDWATER FROM THE GROUNDWATER TABLE TO APPROXIMATELY 50 FEET ABOVE MEAN SEA LEVEL (MSL).

INTERMEDIATE ZONE - BEDROCK GROUNDWATER FROM APPROXIMATELY 50 FT ABOVE MSL TO APPROXIMATELY 50 FEET BELOW MSL.

DEEP ZONE - BEDROCK GROUNDWATER DEEPER THAN APPROXIMATELY 50 FT BELOW MSL.

NOTE: THIS FIGURE WAS DEVELOPED USING NEW JERSEY DEPARTMENT OF ENVIRONMENTAL PROTECTION GEOGRAPHIC INFORMATION SYSTEM DIGITAL DATA, BUT THIS SECONDARY PRODUCT HAS NOT BEEN VERIFIED BY NJDEP AND IS NOT STATE-AUTHORIZED.

SCALE

1000 500 0 1000 FEET

LEGEND

- PROPERTY LINE
- ACTIVE MONITORING WELL OR PIEZOMETER
- RECOVERY WELL LOCATION
- 90 GROUNDWATER ELEVATION CONTOUR
- 75.96 GROUNDWATER ELEVATION (ft. MSL)

FIGURE 6-5

INTERMEDIATE GROUNDWATER ELEVATION CONTOUR MAP (SEPTEMBER 2014)

FORMER LOCKHEED ELECTRONICS COMPANY, INC. WATCHUNG, NEW JERSEY

TETRA TECH

DRWN: S.F.H.	CHK'D: S.F.
SCALE: AS SHOWN	DATE: 11/28/14

DWG: FIGURE_4-5 11/28/14

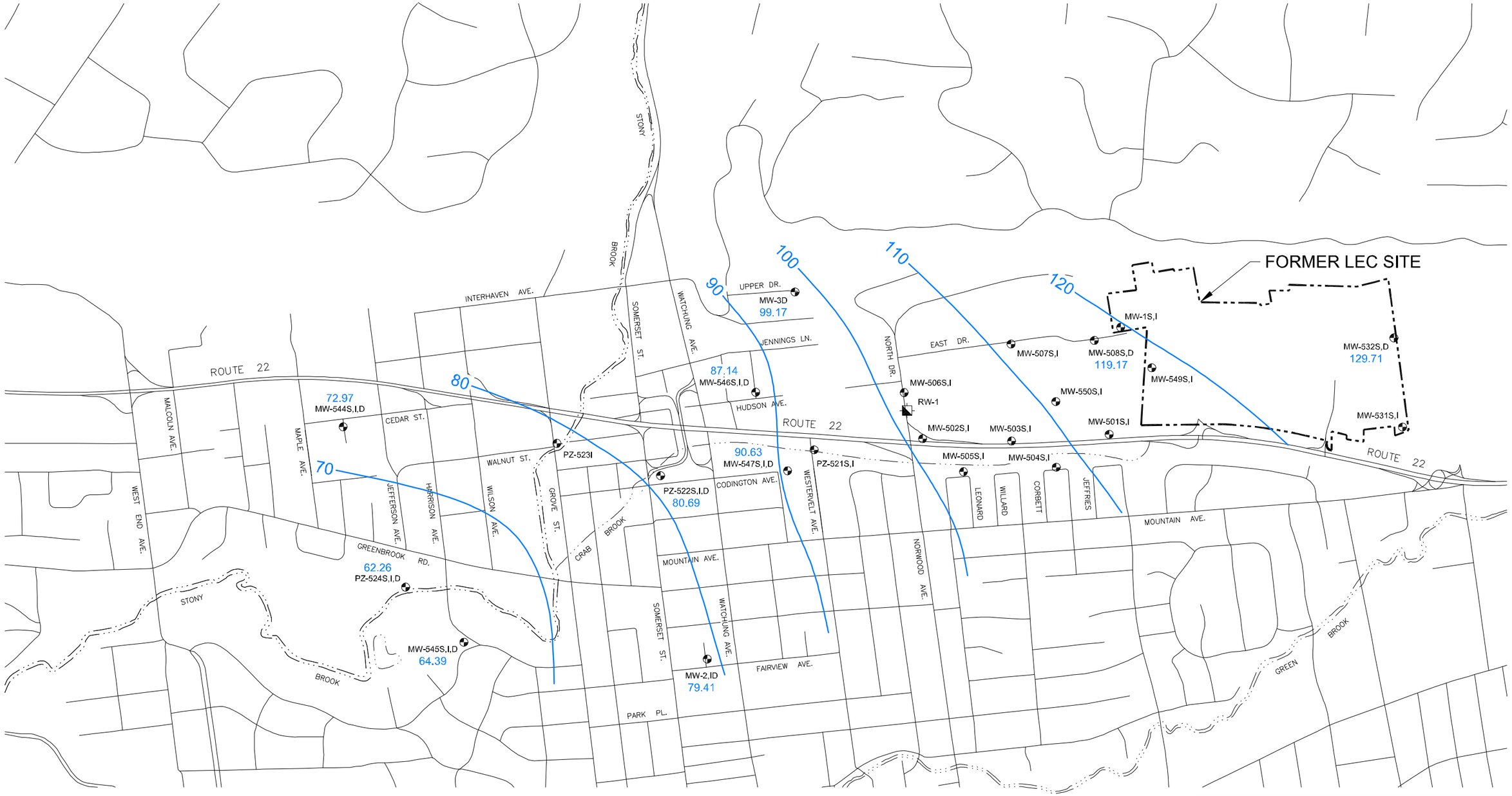

SHALLOW ZONE - OVERBURDEN AND SHALLOW BEDROCK GROUNDWATER FROM THE GROUNDWATER TABLE TO APPROXIMATELY 50 FEET ABOVE MEAN SEA LEVEL (MSL).

INTERMEDIATE ZONE - BEDROCK GROUNDWATER FROM APPROXIMATELY 50 FT ABOVE MSL TO APPROXIMATELY 50 FEET BELOW MSL.

DEEP ZONE - BEDROCK GROUNDWATER DEEPER THAN APPROXIMATELY 50 FT BELOW MSL.

NOTE: THIS FIGURE WAS DEVELOPED USING NEW JERSEY DEPARTMENT OF ENVIRONMENTAL PROTECTION GEOGRAPHIC INFORMATION SYSTEM DIGITAL DATA, BUT THIS SECONDARY PRODUCT HAS NOT BEEN VERIFIED BY NJDEP AND IS NOT STATE-AUTHORIZED.

SCALE

1000 500 0 1000 FEET

LEGEND

- PROPERTY LINE
- ACTIVE MONITORING WELL OR PIEZOMETER
- RECOVERY WELL LOCATION
- 90 GROUNDWATER ELEVATION CONTOUR
- 72.97 GROUNDWATER ELEVATION (ft. MSL)

FIGURE 6-6

DEEP GROUNDWATER ELEVATION CONTOUR MAP (SEPTEMBER 2014)

FORMER LOCKHEED ELECTRONICS COMPANY, INC.
WATCHUNG, NEW JERSEY

TETRA TECH

DRWN: S.F.H.	CHK'D: S.F.
SCALE: AS SHOWN	DATE: 11/28/14

DWG: FIGURE_4-6 11/28/14



SHALLOW ZONE - OVERBURDEN AND SHALLOW BEDROCK GROUNDWATER FROM THE GROUNDWATER TABLE TO APPROXIMATELY 50 FEET ABOVE MEAN SEA LEVEL (MSL).

INTERMEDIATE ZONE - BEDROCK GROUNDWATER FROM APPROXIMATELY 50 FT ABOVE MSL TO APPROXIMATELY 50 FEET BELOW MSL.

DEEP ZONE - BEDROCK GROUNDWATER DEEPER THAN APPROXIMATELY 50 FT BELOW MSL.

NOTE: THIS FIGURE WAS DEVELOPED USING NEW JERSEY DEPARTMENT OF ENVIRONMENTAL PROTECTION GEOGRAPHIC INFORMATION SYSTEM DIGITAL DATA, BUT THIS SECONDARY PRODUCT HAS NOT BEEN VERIFIED BY NJDEP AND IS NOT STATE-AUTHORIZED.

SCALE

1000 500 0 1000 FEET

LEGEND

- PROPERTY LINE
- ACTIVE MONITORING WELL OR PIEZOMETER
- RECOVERY WELL LOCATION
- TCE ISOCONCENTRATION CONTOUR
- TCE ISOCONCENTRATION CONTOUR (INFERRED)
- 2.8 TCE CONCENTRATION (ug/L)
- U NOT DETECTED
- J ESTIMATED CONCENTRATION

FIGURE 6-7

SHALLOW TCE ISOCONCENTRATION MAP (MARCH 2014)

FORMER LOCKHEED ELECTRONICS COMPANY, INC. WATCHUNG, NEW JERSEY

TETRA TECH

DRWN: S.F.H.	CHK'D: S.F.
SCALE: AS SHOWN	DATE: 11/28/14

DWG: FIGURE_4-7 11/28/14



SHALLOW ZONE - OVERBURDEN AND SHALLOW BEDROCK GROUNDWATER FROM THE GROUNDWATER TABLE TO APPROXIMATELY 50 FEET ABOVE MEAN SEA LEVEL (MSL).

INTERMEDIATE ZONE - BEDROCK GROUNDWATER FROM APPROXIMATELY 50 FT ABOVE MSL TO APPROXIMATELY 50 FEET BELOW MSL.

DEEP ZONE - BEDROCK GROUNDWATER DEEPER THAN APPROXIMATELY 50 FT BELOW MSL.

NOTE: THIS FIGURE WAS DEVELOPED USING NEW JERSEY DEPARTMENT OF ENVIRONMENTAL PROTECTION GEOGRAPHIC INFORMATION SYSTEM DIGITAL DATA, BUT THIS SECONDARY PRODUCT HAS NOT BEEN VERIFIED BY NJDEP AND IS NOT STATE-AUTHORIZED.

SCALE

1000 500 0 1000 FEET

LEGEND

- PROPERTY LINE
- ACTIVE MONITORING WELL OR PIEZOMETER
- RECOVERY WELL LOCATION
- TCE ISOCONCENTRATION CONTOUR
- TCE ISOCONCENTRATION CONTOUR (INFERRED)
- 2.4 TCE CONCENTRATION (ug/L)
- U NOT DETECTED
- J ESTIMATED CONCENTRATION

FIGURE 6-8

INTERMEDIATE TCE ISOCONCENTRATION MAP (MARCH 2014)

FORMER LOCKHEED ELECTRONICS COMPANY, INC. WATCHUNG, NEW JERSEY

TETRA TECH

DRWN: S.F.H.	CHK'D: S.F.
SCALE: AS SHOWN	DATE: 11/28/14

DWG: FIGURE_4-8 11/28/14

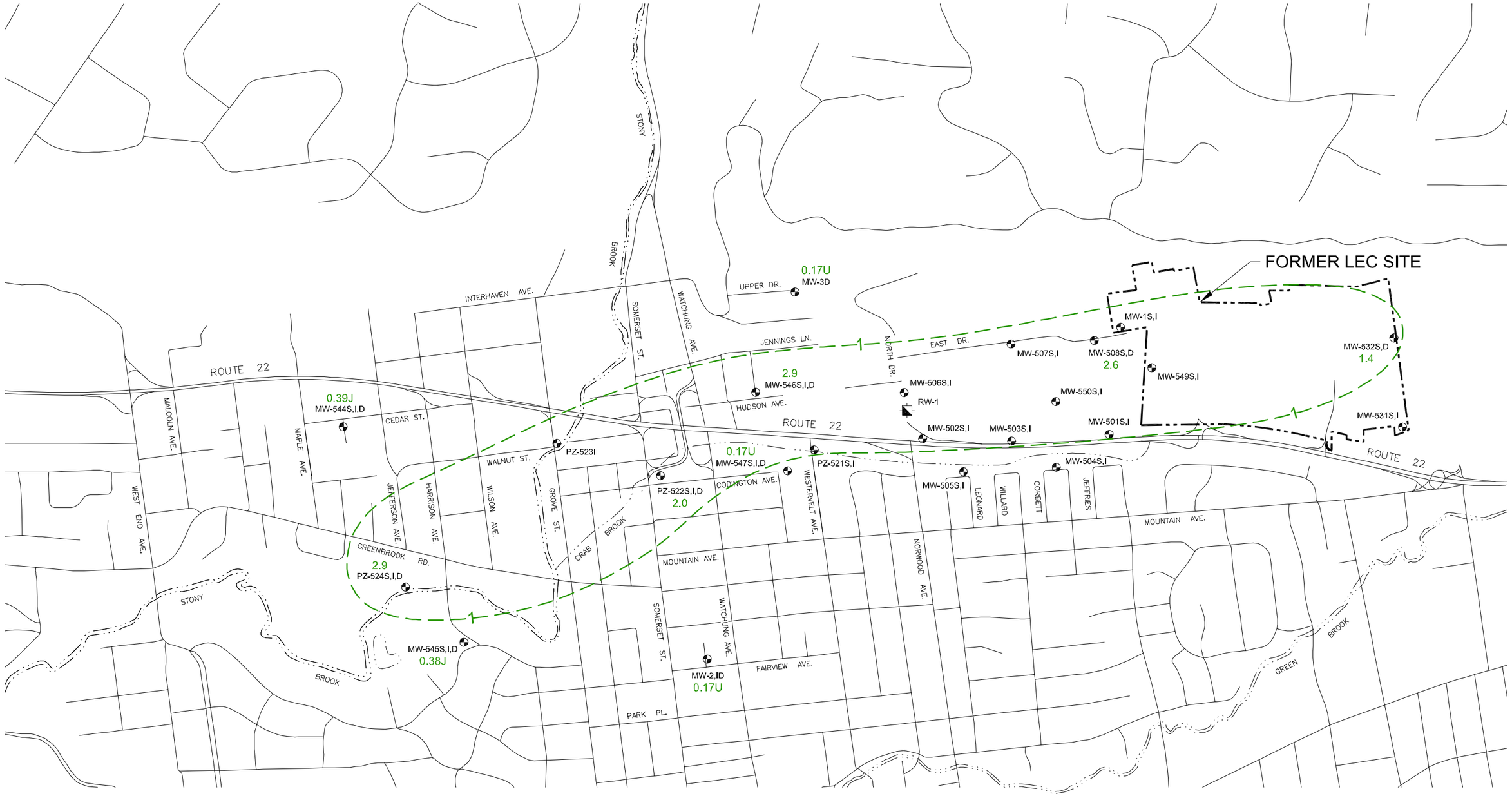

SHALLOW ZONE - OVERBURDEN AND SHALLOW BEDROCK GROUNDWATER FROM THE GROUNDWATER TABLE TO APPROXIMATELY 50 FEET ABOVE MEAN SEA LEVEL (MSL).

INTERMEDIATE ZONE - BEDROCK GROUNDWATER FROM APPROXIMATELY 50 FT ABOVE MSL TO APPROXIMATELY 50 FEET BELOW MSL.

DEEP ZONE - BEDROCK GROUNDWATER DEEPER THAN APPROXIMATELY 50 FT BELOW MSL.

NOTE: THIS FIGURE WAS DEVELOPED USING NEW JERSEY DEPARTMENT OF ENVIRONMENTAL PROTECTION GEOGRAPHIC INFORMATION SYSTEM DIGITAL DATA, BUT THIS SECONDARY PRODUCT HAS NOT BEEN VERIFIED BY NJDEP AND IS NOT STATE-AUTHORIZED.

SCALE

1000 500 0 1000 FEET

LEGEND

- PROPERTY LINE
- ACTIVE MONITORING WELL OR PIEZOMETER
- RECOVERY WELL LOCATION
- TCE ISOCONCENTRATION CONTOUR
- TCE ISOCONCENTRATION CONTOUR (INFERRED)
- 2.6 TCE CONCENTRATION (ug/L)
- U NOT DETECTED
- J ESTIMATED CONCENTRATION

FIGURE 6-9

DEEP TCE ISOCONCENTRATION MAP
(MARCH 2014)

FORMER LOCKHEED ELECTRONICS COMPANY, INC.
WATCHUNG, NEW JERSEY

TETRA TECH

DRWN: S.F.H.	CHK'D: S.F.
SCALE: AS SHOWN	DATE: 11/28/14

DWG: FIGURE_4-9 11/28/14



SHALLOW ZONE - OVERBURDEN AND SHALLOW BEDROCK GROUNDWATER FROM THE GROUNDWATER TABLE TO APPROXIMATELY 50 FEET ABOVE MEAN SEA LEVEL (MSL).

INTERMEDIATE ZONE - BEDROCK GROUNDWATER FROM APPROXIMATELY 50 FT ABOVE MSL TO APPROXIMATELY 50 FEET BELOW MSL.

DEEP ZONE - BEDROCK GROUNDWATER DEEPER THAN APPROXIMATELY 50 FT BELOW MSL.

NOTE: THIS FIGURE WAS DEVELOPED USING NEW JERSEY DEPARTMENT OF ENVIRONMENTAL PROTECTION GEOGRAPHIC INFORMATION SYSTEM DIGITAL DATA, BUT THIS SECONDARY PRODUCT HAS NOT BEEN VERIFIED BY NJDEP AND IS NOT STATE-AUTHORIZED.

SCALE

1000 500 0 1000 FEET

LEGEND

- PROPERTY LINE
- ACTIVE MONITORING WELL OR PIEZOMETER
- RECOVERY WELL LOCATION
- TCE ISOCONCENTRATION CONTOUR
- TCE ISOCONCENTRATION CONTOUR (INFERRED)
- 1.9 TCE CONCENTRATION (ug/L)
- U NOT DETECTED
- J ESTIMATED CONCENTRATION

FIGURE 6-10

SHALLOW TCE ISOCONCENTRATION MAP (SEPTEMBER 2014)

FORMER LOCKHEED ELECTRONICS COMPANY, INC. WATCHUNG, NEW JERSEY

TETRA TECH

DRWN: S.F.H.	CHK'D: S.F.
SCALE: AS SHOWN	DATE: 11/28/14

DWG: FIGURE_4-10 11/28/14

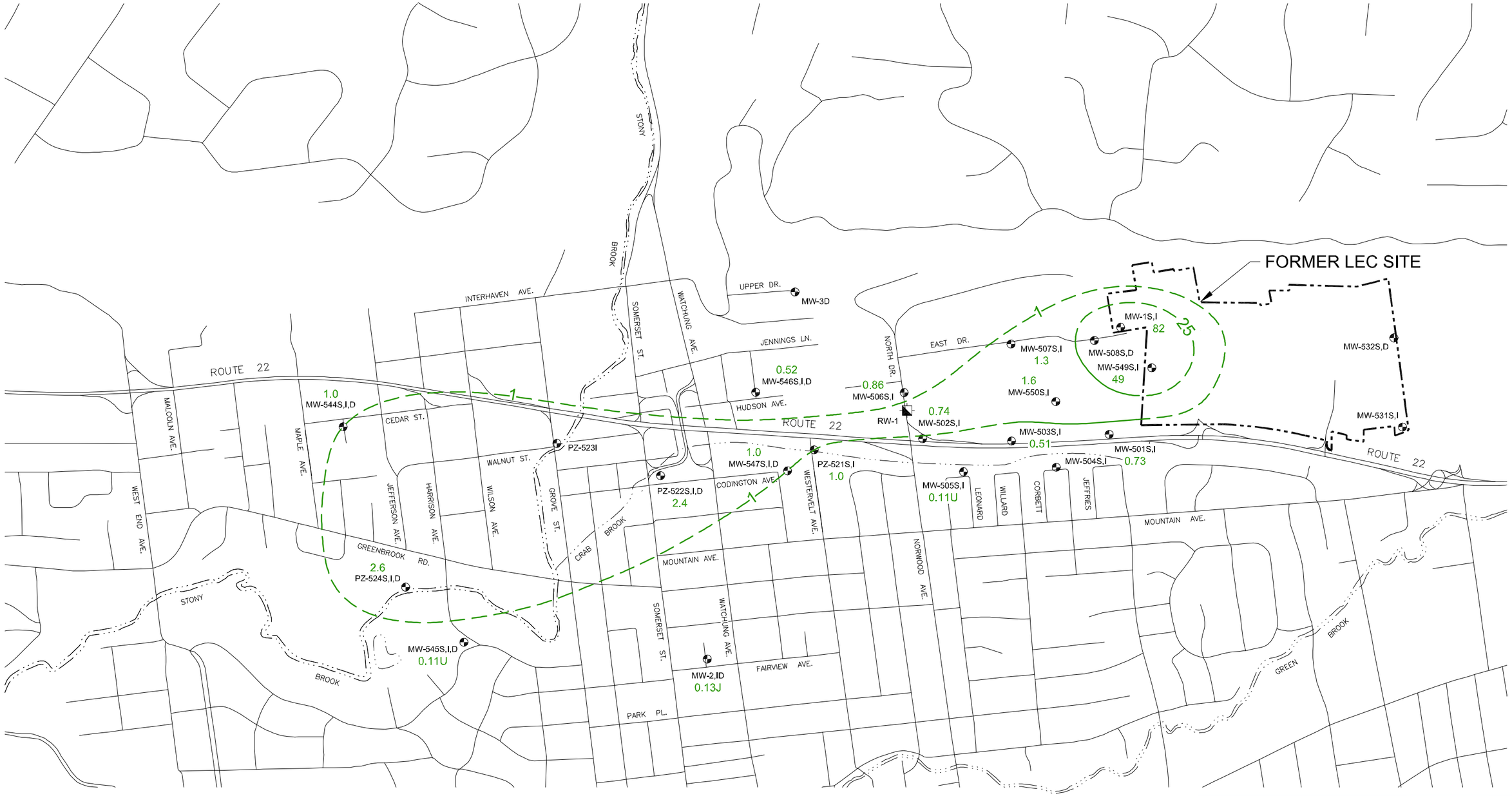

SHALLOW ZONE - OVERBURDEN AND SHALLOW BEDROCK GROUNDWATER FROM THE GROUNDWATER TABLE TO APPROXIMATELY 50 FEET ABOVE MEAN SEA LEVEL (MSL).

INTERMEDIATE ZONE - BEDROCK GROUNDWATER FROM APPROXIMATELY 50 FT ABOVE MSL TO APPROXIMATELY 50 FEET BELOW MSL.

DEEP ZONE - BEDROCK GROUNDWATER DEEPER THAN APPROXIMATELY 50 FT BELOW MSL.

NOTE: THIS FIGURE WAS DEVELOPED USING NEW JERSEY DEPARTMENT OF ENVIRONMENTAL PROTECTION GEOGRAPHIC INFORMATION SYSTEM DIGITAL DATA, BUT THIS SECONDARY PRODUCT HAS NOT BEEN VERIFIED BY NJDEP AND IS NOT STATE-AUTHORIZED.

SCALE

1000 500 0 1000 FEET

LEGEND

- PROPERTY LINE
- ACTIVE MONITORING WELL OR PIEZOMETER
- RECOVERY WELL LOCATION
- TCE ISOCONCENTRATION CONTOUR
- TCE ISOCONCENTRATION CONTOUR (INFERRED)
- 2.4 TCE CONCENTRATION (ug/L)
- U NOT DETECTED
- J ESTIMATED CONCENTRATION

FIGURE 6-11

INTERMEDIATE TCE ISOCONCENTRATION MAP (SEPTEMBER 2014)

FORMER LOCKHEED ELECTRONICS COMPANY, INC. WATCHUNG, NEW JERSEY

TETRA TECH

DRWN: S.F.H.	CHK'D: S.F.
SCALE: AS SHOWN	DATE: 11/28/14

DWG: FIGURE_4-11 11/28/14

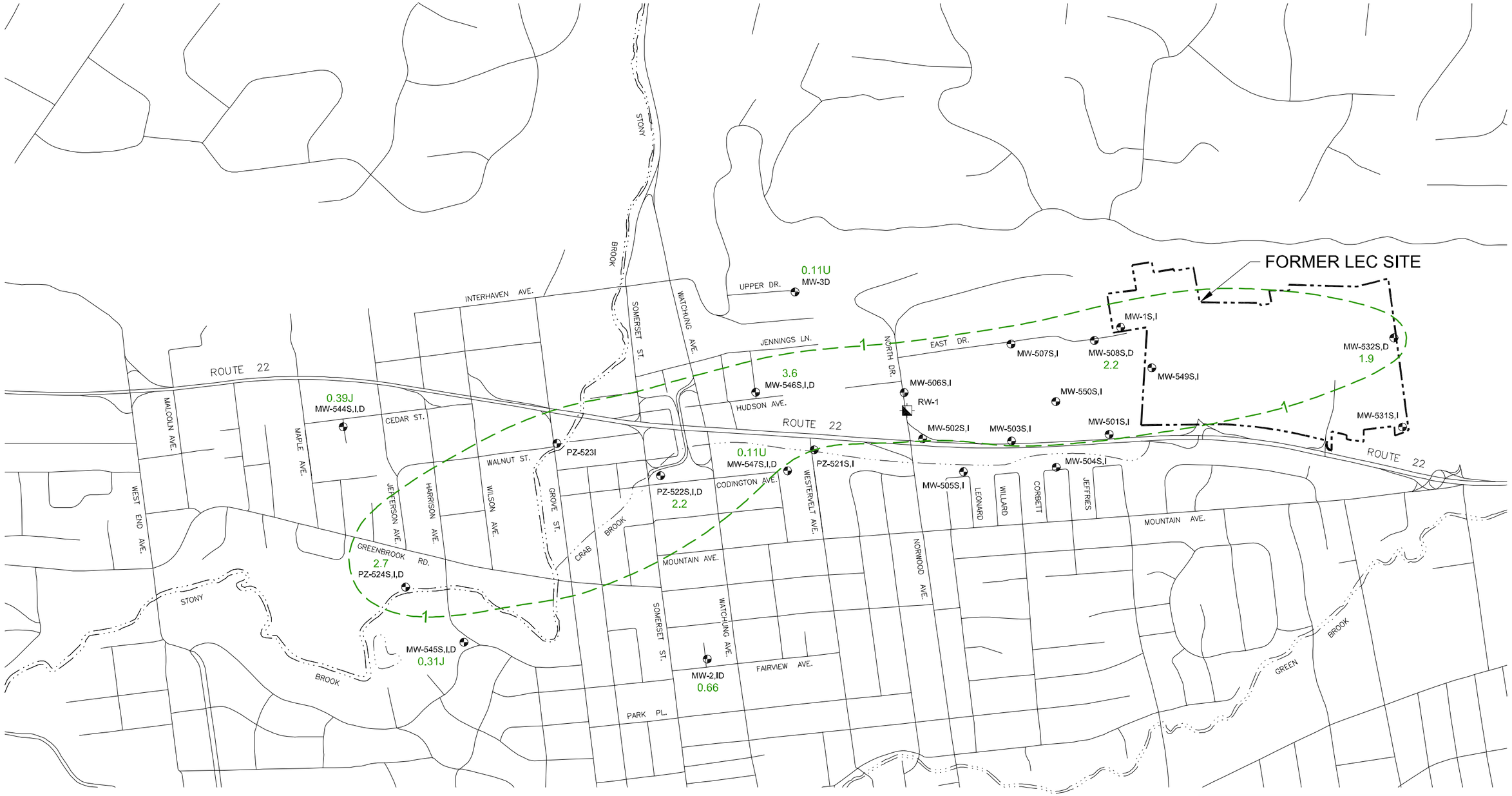

SHALLOW ZONE - OVERBURDEN AND SHALLOW BEDROCK GROUNDWATER FROM THE GROUNDWATER TABLE TO APPROXIMATELY 50 FEET ABOVE MEAN SEA LEVEL (MSL).

INTERMEDIATE ZONE - BEDROCK GROUNDWATER FROM APPROXIMATELY 50 FT ABOVE MSL TO APPROXIMATELY 50 FEET BELOW MSL.

DEEP ZONE - BEDROCK GROUNDWATER DEEPER THAN APPROXIMATELY 50 FT BELOW MSL.

NOTE: THIS FIGURE WAS DEVELOPED USING NEW JERSEY DEPARTMENT OF ENVIRONMENTAL PROTECTION GEOGRAPHIC INFORMATION SYSTEM DIGITAL DATA, BUT THIS SECONDARY PRODUCT HAS NOT BEEN VERIFIED BY NJDEP AND IS NOT STATE-AUTHORIZED.

SCALE

1000 500 0 1000 FEET

LEGEND

- PROPERTY LINE
- ACTIVE MONITORING WELL OR PIEZOMETER
- RECOVERY WELL LOCATION
- TCE ISOCONCENTRATION CONTOUR
- TCE ISOCONCENTRATION CONTOUR (INFERRED)
- 2.2 TCE CONCENTRATION (ug/L)
- U NOT DETECTED
- J ESTIMATED CONCENTRATION

FIGURE 6-12

DEEP TCE ISOCONCENTRATION MAP
(SEPTEMBER 2014)

FORMER LOCKHEED ELECTRONICS COMPANY, INC.
WATCHUNG, NEW JERSEY

TETRA TECH

DRWN: S.F.H.	CHK'D: S.F.
SCALE: AS SHOWN	DATE: 11/28/14

DWG: FIGURE_4-12 11/28/14

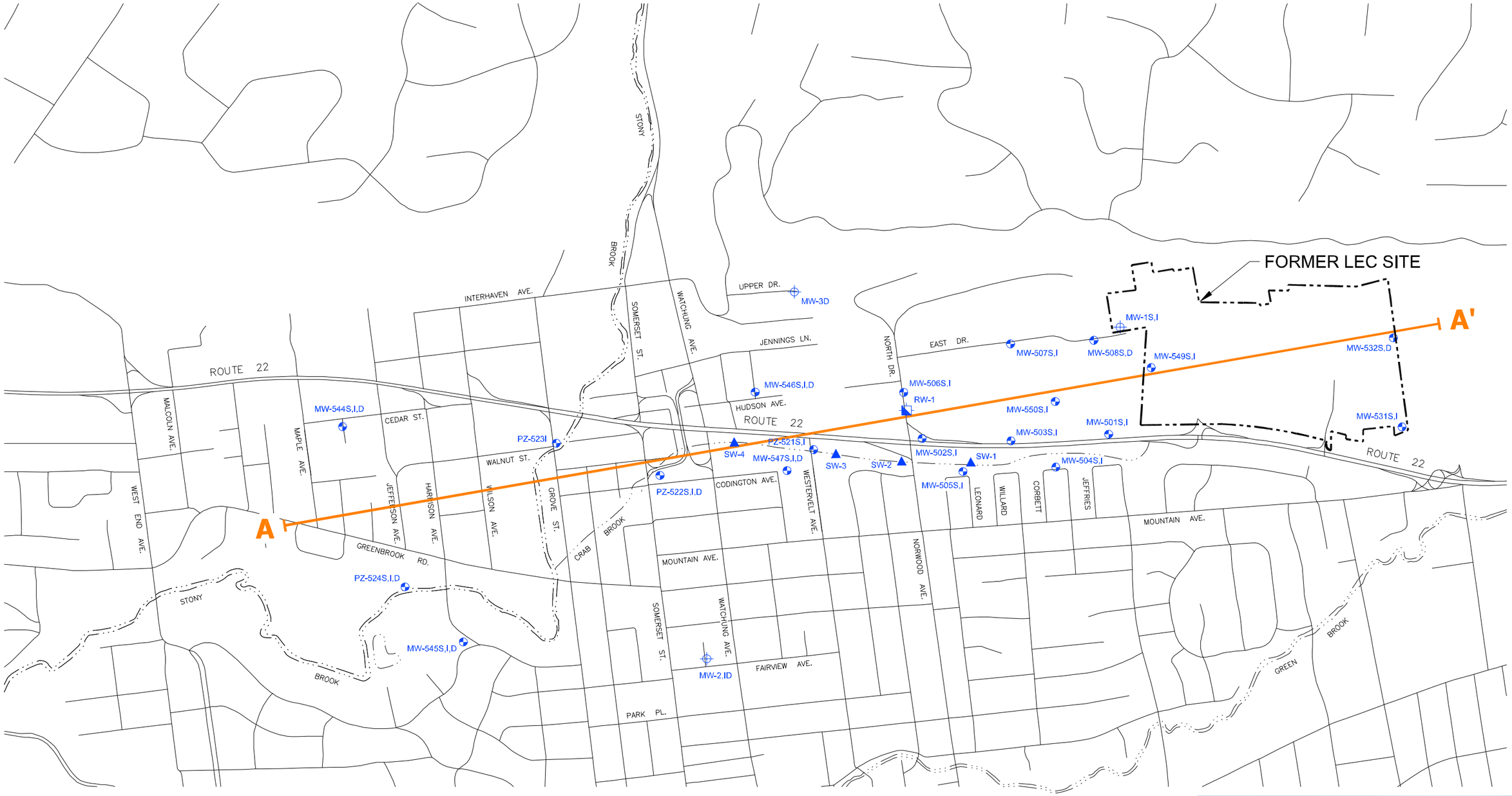

NOTE: THIS FIGURE WAS DEVELOPED USING NEW JERSEY DEPARTMENT OF ENVIRONMENTAL PROTECTION GEOGRAPHIC INFORMATION SYSTEM DIGITAL DATA, BUT THIS SECONDARY PRODUCT HAS NOT BEEN VERIFIED BY NJDEP AND IS NOT STATE-AUTHORIZED.

FIGURE 6-13

CROSS-SECTION
LOCATION MAP

FORMER LOCKHEED ELECTRONICS COMPANY, INC.
WATCHUNG, NEW JERSEY

TETRA TECH

DRWN: S.F.H.	CHK'D: S.F.
SCALE: AS SHOWN	DATE: 11/28/14

DWG: FIGURE_4-13 11/28/14

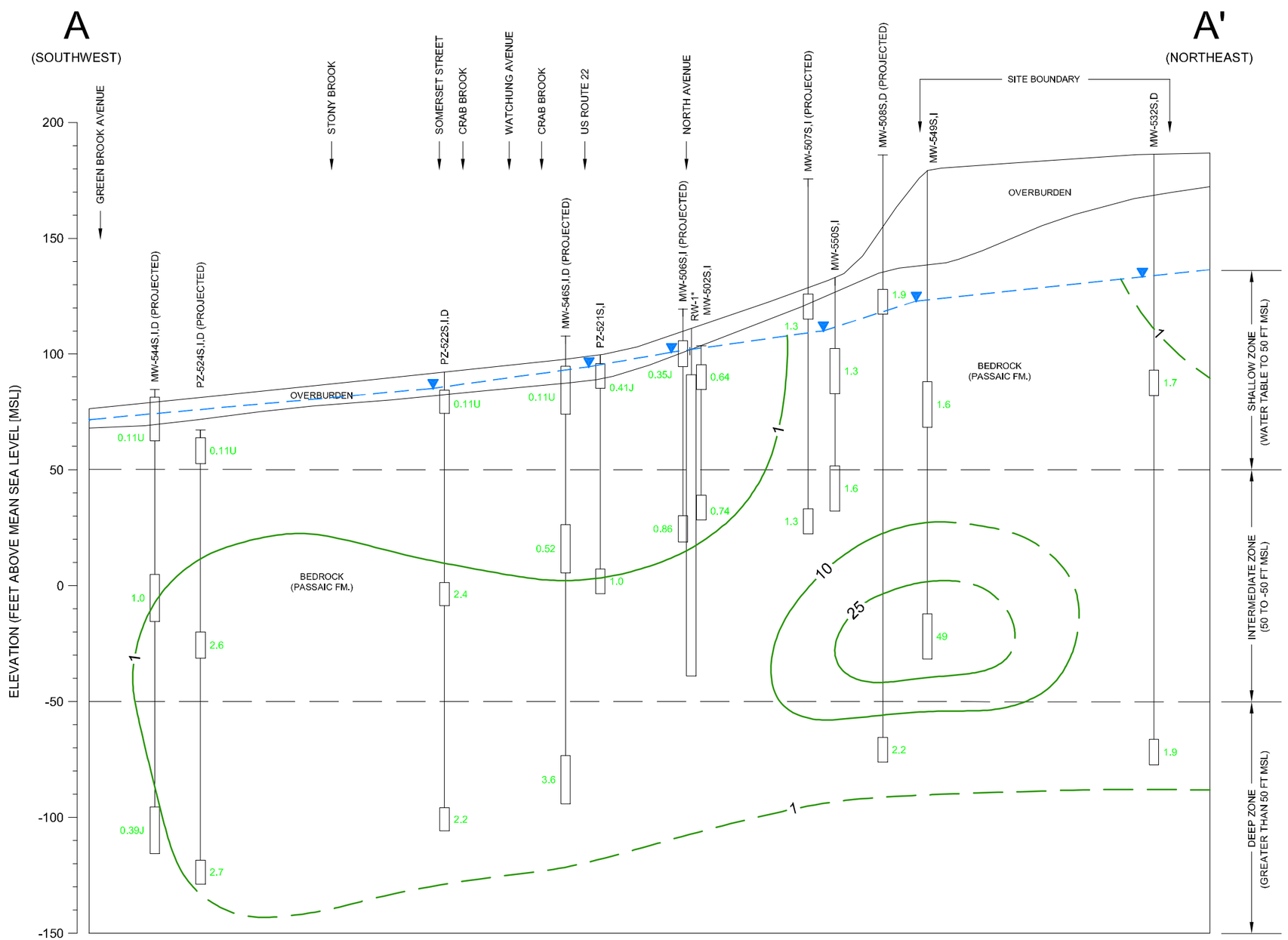

SOURCE: THIS FIGURE BASED UPON INFORMATION PROVIDED BY CDM SMITH, EDISON, NJ, AS CONTAINED IN THEIR DECEMBER 2011 REMEDIAL ACTION PROGRESS REPORT PREPARED FOR FORMER LOCKHEED ELECTRONICS COMPANY, INC.

LEGEND

- WELL
- WELL GROUND SURFACE (WHERE APPLICABLE)
- RISER
- GROUNDWATER SURFACE (SEPTEMBER 2014)
- SCREEN OR OPEN HOLE
- 4.8 — MONITORING WELL SAMPLE TCE ANALYTICAL RESULT
- 25 — GROUNDWATER ISOCONCENTRATION CONTOUR SHOWING APPROXIMATE EXTENT OF TCE (ug/L)
- 25 — INFERRED GROUNDWATER ISOCONCENTRATION CONTOUR SHOWING APPROXIMATE EXTENT OF TCE (ug/L)

NOTES:

GROUND SURFACE, LOCATIONS, CONTACTS AND DEPTHS ARE APPROXIMATE.

U = NOT DETECTED.

J = ESTIMATED CONCENTRATION.

NS = NOT SAMPLED

TCE = TRICHLOROETHENE.

GROUNDWATER ANALYTICAL RESULTS ARE FROM THE SEPTEMBER 2014 SAMPLING EVENT.

* NOT USED FOR CONTOURING.

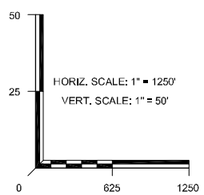

SCALE IN FEET

FIGURE 6-14

2014 TCE PLUME
CROSS-SECTION

FORMER LOCKHEED ELECTRONICS COMPANY, INC.
WATCHUNG, NEW JERSEY

TETRA TECH

DRWN: S.F.H.	CHK'D: S.F.
SCALE: AS SHOWN	DATE: 11/17/14

DWG: FIGURE_4-14 11/17/14



SHALLOW ZONE - OVERBURDEN AND SHALLOW BEDROCK GROUNDWATER FROM THE GROUNDWATER TABLE TO APPROXIMATELY 50 FEET ABOVE MEAN SEA LEVEL (MSL).

INTERMEDIATE ZONE - BEDROCK GROUNDWATER FROM APPROXIMATELY 50 FT ABOVE MSL TO APPROXIMATELY 50 FEET BELOW MSL.

DEEP ZONE - BEDROCK GROUNDWATER DEEPER THAN APPROXIMATELY 50 FT BELOW MSL.

SCALE

1000 500 0 1000 FEET

LEGEND

- PROPERTY LINE
- ACTIVE MONITORING WELL OR PIEZOMETER
- RECOVERY WELL LOCATION
- TCE ISOCONCENTRATION CONTOUR
- TCE ISOCONCENTRATION CONTOUR (INFERRED)
- 3.6 TCE CONCENTRATION (ug/L)
- U NOT DETECTED
- J ESTIMATED CONCENTRATION

FIGURE 7-1

INTERMEDIATE TCE ISOCONCENTRATION MAP (SEPTEMBER 2012)

FORMER LOCKHEED ELECTRONICS COMPANY, INC. WATCHUNG, NEW JERSEY

TETRA TECH

DRWN: S.F.H.	CHK'D: S.F.
SCALE: AS SHOWN	DATE: 04/27/16

DWG: FIGURE_7-1 04/27/16

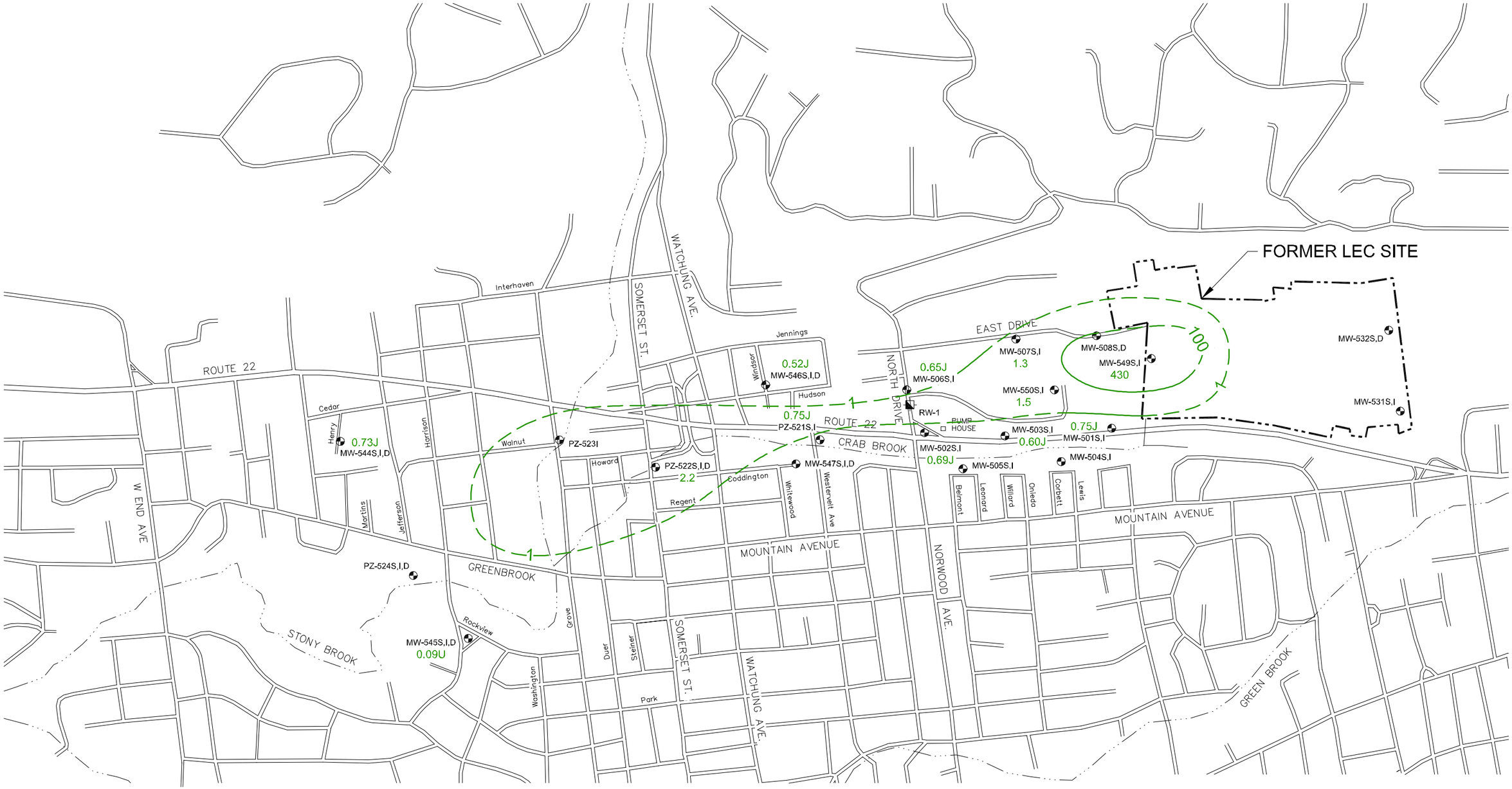

SHALLOW ZONE - OVERBURDEN AND SHALLOW BEDROCK GROUNDWATER FROM THE GROUNDWATER TABLE TO APPROXIMATELY 50 FEET ABOVE MEAN SEA LEVEL (MSL).

INTERMEDIATE ZONE - BEDROCK GROUNDWATER FROM APPROXIMATELY 50 FT ABOVE MSL TO APPROXIMATELY 50 FEET BELOW MSL.

DEEP ZONE - BEDROCK GROUNDWATER DEEPER THAN APPROXIMATELY 50 FT BELOW MSL.

SCALE

1000 500 0 1000 FEET

LEGEND

- PROPERTY LINE
- ACTIVE MONITORING WELL OR PIEZOMETER
- RECOVERY WELL LOCATION
- TCE ISOCONCENTRATION CONTOUR
- TCE ISOCONCENTRATION CONTOUR (INFERRED)
- 2.2 TCE CONCENTRATION (ug/L)
- U NOT DETECTED
- J ESTIMATED CONCENTRATION

FIGURE 7-2

INTERMEDIATE TCE ISOCONCENTRATION MAP (SEPTEMBER 2013)

FORMER LOCKHEED ELECTRONICS COMPANY, INC. WATCHUNG, NEW JERSEY

TETRA TECH

DRWN: S.F.H.	CHK'D: S.F.
SCALE: AS SHOWN	DATE: 04/27/16

DWG: FIGURE_7-2 04/27/16

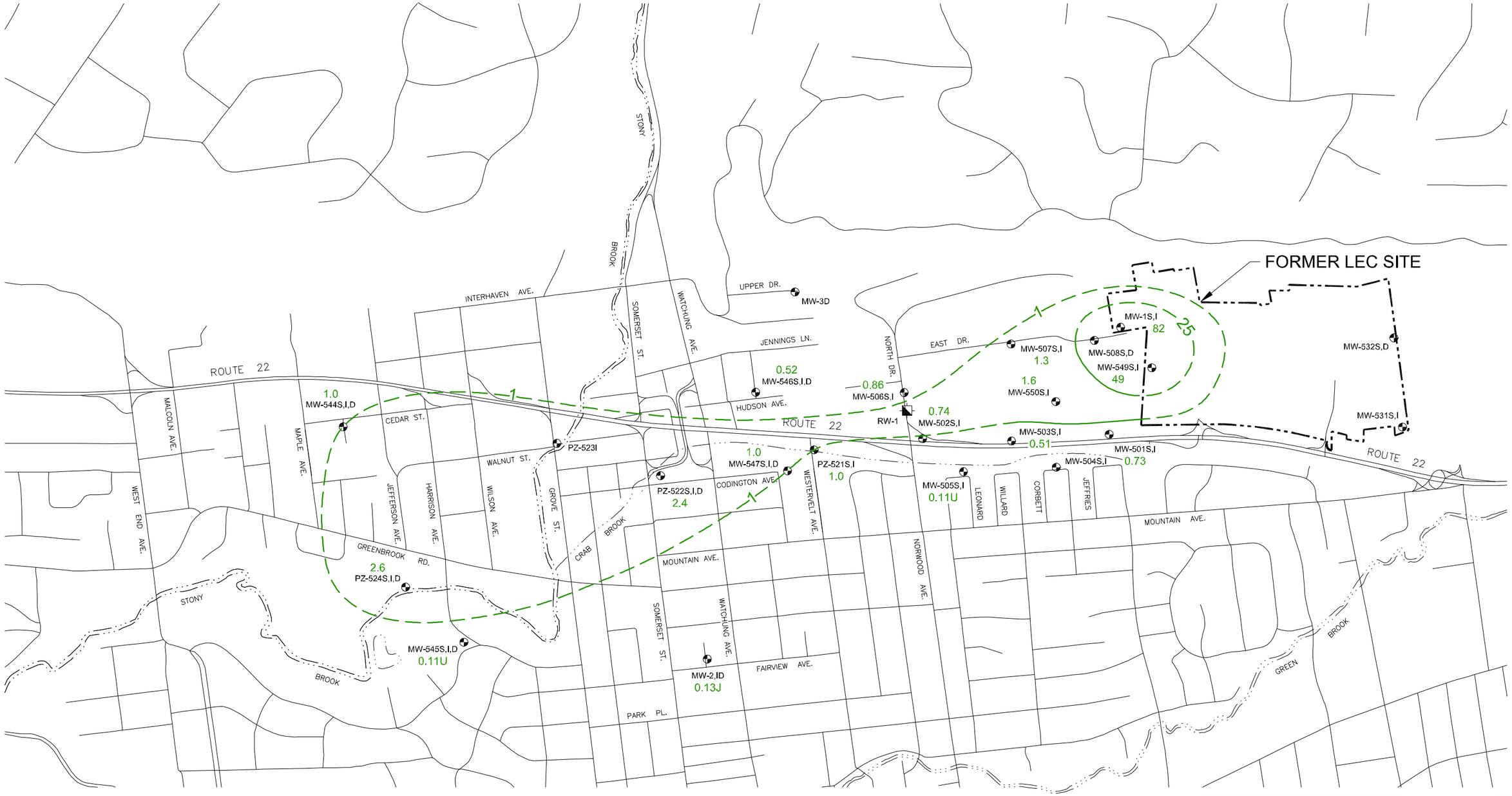

SHALLOW ZONE - OVERBURDEN AND SHALLOW BEDROCK GROUNDWATER FROM THE GROUNDWATER TABLE TO APPROXIMATELY 50 FEET ABOVE MEAN SEA LEVEL (MSL).

INTERMEDIATE ZONE - BEDROCK GROUNDWATER FROM APPROXIMATELY 50 FT ABOVE MSL TO APPROXIMATELY 50 FEET BELOW MSL.

DEEP ZONE - BEDROCK GROUNDWATER DEEPER THAN APPROXIMATELY 50 FT BELOW MSL.

NOTE: THIS FIGURE WAS DEVELOPED USING NEW JERSEY DEPARTMENT OF ENVIRONMENTAL PROTECTION GEOGRAPHIC INFORMATION SYSTEM DIGITAL DATA, BUT THIS SECONDARY PRODUCT HAS NOT BEEN VERIFIED BY NJDEP AND IS NOT STATE-AUTHORIZED.

SCALE

1000 500 0 1000 FEET

LEGEND

- PROPERTY LINE
- ACTIVE MONITORING WELL OR PIEZOMETER
- RECOVERY WELL LOCATION
- TCE ISOCONCENTRATION CONTOUR
- TCE ISOCONCENTRATION CONTOUR (INFERRED)
- 2.4 TCE CONCENTRATION (ug/L)
- U NOT DETECTED
- J ESTIMATED CONCENTRATION

FIGURE 7-3

INTERMEDIATE TCE ISOCONCENTRATION MAP (SEPTEMBER 2014)

FORMER LOCKHEED ELECTRONICS COMPANY, INC. WATCHUNG, NEW JERSEY

TETRA TECH

DRWN: S.F.H.	CHK'D: S.F.
SCALE: AS SHOWN	DATE: 04/27/16

DWG: FIGURE_7-3 04/27/16

AVALON WATCHUNG
(Formerly Crystal Ridge Apartments)

FORMER
LEC SITE

MAINTENANCE

EAST DRIVE

CLUBHOUSE

WAL-MART

NORTH DRIVE

STATE ROUTE 22

STATE ROUTE 22

REGENCY VILLAGE
CONDOMINIUMS

SOURCE: THIS FIGURE BASED UPON INFORMATION PROVIDED BY CDM SMITH, EDISON, NJ, AS CONTAINED IN THEIR JANUARY 2012 VAPOR INTRUSION INVESTIGATION REPORT ADDENDUM PREPARED FOR FORMER LOCKHEED ELECTRONICS COMPANY, INC.

SCALE

400 200 0 400 FEET

LEGEND

- PROPERTY LINE
- 50 BUILDING NUMBER
- 2 ug/L TCE ISOCONCENTRATION CONTOUR
- 100 - FOOT BUFFER LINE

FIGURE 7-4

2 ug/L EXTENT OF SHALLOW ZONE TCE PLUME
(MARCH 2014)

FORMER LOCKHEED ELECTRONICS COMPANY, INC.
WATCHUNG, NEW JERSEY

TETRA TECH

DRWN: S.F.H.	CHK'D: S.F.
SCALE: AS SHOWN	DATE: 04/27/16

DWG: FIGURE_7-4 04/27/16

APPENDIX A — CASE INVENTORY DOCUMENT

	A	B	C	D	E	F	G	H	I	J	K	L	M	N	O	P	Q	R	S	T	U	V
1	**Case Name:**	Former Lockheed Electronics Company, Inc.	*1.2*																			
2	**PI #:**	004334																				
3	**IMPORTANT:** *Do not copy and paste into more than 1 cell at a time because it can disrupt hidden equations*																					
4	**Case Inventory Document Version 1.3 06/25/14**																					
5	**AOC ID**	**AOC Type**	***AOC Code***	**AOC Details**	**Confirmed Contamination**	**AOC Status**	***AOC Status Code***	**Status Date**	**Incident #**	**DEP AOC Number**	**Contaminated Media**	**Contaminants of Concern**	**Additional Contaminants of Concern**	**Additional Contaminants of Concern**	**Applicable Remediation Standard**	**Exposure Route**	**Additional Exposure Route**	**RA Type**	**Additional RA Type**	**Additional RA Type**	**Was an Order of Magnitude Evaluation Conducted?**	**Activity**
6	1A	Discharge and disposal area - Waste water treatment systems/septic/seepage pit/dry well	*AAWW*	Former Septic System; South of Building 1	No	NFA-A DEP Issued (Unrestricted Use)	*36*	1/1/1992			None	Not Applicable										As per the SES dated 3/28/90, the former septic system consisted of two lateral drain fields south of Building 1 built in 1953 and taken out of service in approximately 1959 when a sanitary sewer service was provided. This area warranted an investigation because a small metal plating operation was conducted in Building 1, and industrial wastes may have been discharged to the septic system. The tank had an approximate capacity of 10,000 gallons. Septic System was proven not to exist. No sampling required. NFA approved 1/21/92.
7	1B	Storage tank and appurtenance - State Regulated Under ground storage tank	*ASUS*	10,000 Gallon #4 Fuel Oil UST South of Building 1	Yes	NFA-A DEP Issued (Unrestricted Use)	*36*	6/28/1991			Soil	EPH	BN		Soil Cleanup Criteria (MUST have RAW approved for AOC prior to 12/2/2008)	Ingestion/Dermal	Inhalation	Excavation				As per the SES dated 3/28/90, the 10,000-gallon UST located on the south side of Building 1 was installed in approximately 1953 and removed by November 1989 by Clean Harbors. Upon removal of the tank, soil contamination below the tank was found during subsequent soil sampling. Additional excavation was conducted until soils were visibly clean and organic vapor free. In June/July 1990 approximately 356 Tons of petroleum impacted soil was excavated and shipped offsite for disposal. Post excavation soil sample results met direct contact soil cleanup criteria. NFA approved 6/28/91.
8	1C	Storage tank and appurtenance - Above ground storage tank	*ASAG*	250 Gallon Ammonia AST North of Building 1	No	NFA-A DEP Issued (Unrestricted Use)	*36*	10/24/1990			None	Not Applicable										As per the SES dated 3/28/90, anhydrous ammonia is gaseous above a temperature of -33.35 degrees celsius and therefore poses no threat to contaminate soil or groundwater. NFA approved 10/24/90.
9	1D	Other areas of concern - Electrical transformer and capacitor	*AOTR*	3 Electric Transformers on pad; North of Building 1	No	NFA-A DEP Issued (Unrestricted Use)	*36*	1/21/1992			None	Not Applicable										As per the SES dated 3/28/90, three oil cooled transformers were stored on a pad north of Building 1. Inspection of the transformers and the concrete pad on which they were mounted showed no signs of leakage. In addition, LEC staff indicated that the current transformers do not contain PCBs. However, because transformers containing PCBs have been stationed at this location in the past, soil samples were collected and analyzed for PCBs. Soil sample results met RDCSCC. NFA approved 1/21/92.
10	1E	Storage and staging area - Storage pad and area	*ATSP*	Storage Shed North of Building 1	No	NFA-A DEP Issued (Unrestricted Use)	*36*	10/24/1990			None	Not Applicable										As per the SES dated 3/28/90, there was a shed located north of Building 1. On-site inspection revealed no staining of the pad on which the shed is mounted and there is no record of chemicals or chemical wastes being stored in the shed. Therefore, no sampling took place. NFA approved 10/24/90.
11	1F	Storage tank and appurtenance - Piping, above/below ground pump station, sump/pit	*ASPS*	Cooling Tower North of Building 1	No	NFA-A DEP Issued (Unrestricted Use)	*36*	6/28/1991			None	Not Applicable										As per the SES dated 3/28/90, there was a cooling tower located north of Building 1. Sampling of soils adjacent to this cooling unit were conducted to determine whether additives to the cooling water, which may have contained potentional contaminants, were discharged to the ground surface and contaminated the soil. Soil sample results meet RDSCC. NFA approved 6/28/91.
12	1G	Drainage system and area - Building floor drain and piping	*ADSF*	French Drain System North of Building 1	No	NFA-A DEP Issued (Unrestricted Use)	*36*	6/28/1991			None	Not Applicable										As per the SES dated 3/28/90, there was a french drain located on the north side of Building 1. This storm water system collects and transports surface water runoff, including runoff from the loading dock of Building 4, which may otherwise accumulate around Building 1. It consists of a perforated PVC pipe laid in a trench and backfilled with gravel water that infiltrated through the french drain was discharged to the storm sewer system west of Building 1. No chemical spills on the loading dock or on the adjacent drained areas were documented or known to have occurred. Two soil samples were installed adjacent to the french drains just before they connected with the storm sewer. All soil sample results meet RDCSCC. NFA approved 6/28/91.
13	1H	Drainage system and area - Building sump and pit	*ADSP*	Building 1 Boiler Room Sump	No	NFA-A DEP Issued (Unrestricted Use)	*36*	1/21/1992			None	Not Applicable										As per the SES dated 3/28/90, there was a two foot diameter by three foot deep sump that received boiler blow-down water and possibly spilled fuel oil and boiler room chemicals. All soil sample results meet RDCSCC. NFA approved 1/21/92.
14	1I	Other areas of concern - Discolored area or spill area	*AODA*	Photo Lab; Floor Stains; Spills	No	NFA-A DEP Issued (Unrestricted Use)	*36*	6/28/1991			None	Not Applicable										As per the SES dated 3/28/90, there was some staining and corrosion noted on the tiles in each of the four adjacent photo lab rooms. This is probably the result of drips and spills of photo developers and fixers. One soil boring was drilled through the floor in each room. All soil sample results met RDCSCC. NFA approved 6/28/91.
15	1J	Other areas of concern - Discolored area or spill area	*AODA*	Reproduction Lab Floor Stains	No	NFA-A DEP Issued (Unrestricted Use)	*36*	10/24/1990			None	Not Applicable										As per the SES dated 3/28/90, there was a reproduction lab used primarily for copying plans, blueprints, and other large detailed site graphics. Nominal staining was observed on the floor. Anhydrous Ammonia is the only chemical of concern known to be used and it was highly unlikely that it penetrated the floor and migrated to the soil below. No sampling or remediation required. No potential conduits for the discharge of hazardous substances. NFA approved 10/24/90.
16	1K	Environmental media - Media Ground water	*AEGW*	Building 1A (Production Well)	No	NFA-A DEP Issued (Unrestricted Use)	*36*	1/27/1994			None	Not Applicable										Production well had been properly sealed and abandoned. NFA approved 1/27/94.
17	2A	Storage tank and appurtenance - State Regulated Under ground storage tank	*ASUS*	10,000 Gallon #4 Fuel Oil UST North of Building 2	Yes	NFA-A DEP Issued (Unrestricted Use)	*36*	6/28/1991			Soil	EPH	BN		Soil Cleanup Criteria (MUST have RAW approved for AOC prior to 12/2/2008)	Ingestion/Dermal	Inhalation	Excavation				As per the SES dated 3/28/90, a 10,000 gallon UST oil tank was installed north of Building 2 in 1957 and removed in 1989 by Clean Harbors. Soil contamination was detected below the tank and additional excavation was conducted to remove the impacted soil. UST was cleaned under BUST clean up plan. 375 Tons of soil was shipped offsite as petroleum impacted soil. All post excavation sampling met RDSCC. NFA approved 6/28/91.
18	2B	Storage tank and appurtenance - Loading and unloading area	*ASLU*	Staining; Loading Dock; Transformer Area; North of Building 2	Yes	NFA-A DEP Issued (Unrestricted Use)	*36*	6/28/1991			Soil	PCBs			Soil Cleanup Criteria (MUST have RAW approved for AOC prior to 12/2/2008)	Ingestion/Dermal	Inhalation	Excavation				As per the SES dated 3/28/90, there was a loading dock located north of Building 2 that historically had been used for the delivery and temporary storage of chemicals used in Building 2. There was no record of a spill. Staining was observed from an aerial photo. 3 cubic yards of PCB contaminated soil removed via excavation. All post excavation soil samples meet RDCSCC. NFA approved 6/28/91.

	A	B	C	D	E	F	G	H	I	J	K	L	M	N	O	P	Q	R	S	T	U	V
1	**Case Name:**	Former Lockheed Electronics Company, Inc.	*1.2*																			
2	**PI #:**	004334																				
3	**IMPORTANT:** *Do not copy and paste into more than 1 cell at a time because it can disrupt hidden equations*																					
4	**Case Inventory Document Version 1.3 06/25/14**																					
5	**AOC ID**	**AOC Type**	***AOC Code***	**AOC Details**	**Confirmed Contamination**	**AOC Status**	***AOC Status Code***	**Status Date**	**Incident #**	**DEP AOC Number**	**Contaminated Media**	**Contaminants of Concern**	**Additional Contaminants of Concern**	**Additional Contaminants of Concern**	**Applicable Remediation Standard**	**Exposure Route**	**Additional Exposure Route**	**RA Type**	**Additional RA Type**	**Additional RA Type**	**Was an Order of Magnitude Evaluation Conducted?**	**Activity**
19	2C	Storage and staging area - Storage pad and area	*ATSP*	Paint Shed North of building 2	Yes	NFA-A DEP Issued (Unrestricted Use)	*36*	1/27/1994			Soil	VO	BN	Metals	Soil Cleanup Criteria (MUST have RAW approved for AOC prior to 12/2/2008)	Ingestion/Dermal	Inhalation	Excavation				As per the SES dated 3/28/90, a paint shed was located north of Building 2 that stored paint used throughout the facility. Paint was also stored on the west side of the shed. During the site inspection, some paint was noticed on the soil around the shed. 19 cubic yards of TCE/PCE impacted soil was removed from the AOC in 4/92. Final post excavation soil samples meet compliance averaging criteria. NFA approved 1/27/94.
20	2D	Storage and staging area - Storage pad and area	*ATSP*	Former Drum Storage Area; North of Building 2	No	NFA-A DEP Issued (Unrestricted Use)	*36*	6/28/1991			None	Not Applicable										As per the SES dated 3/28/90, aerial photographs taken in the early 1960s showed an area approximately 5 feet by 20 feet of possible drum storage north of Building 2. Soil samples were collected on either side of this area. All soil sample results meet RDCSCC. NFA approved 6/28/91.
21	2E	Storage and staging area - Chemical storage cabinet or closet	*ATSC*	Freon Dispenser; Interior of Building 2	No	NFA-A DEP Issued (Unrestricted Use)	*36*	10/24/1990			None	Not Applicable										As per the SES dated 3/28/90, a freon dispenser was located in Lab D which consisted of a 55-gallon horizontal freon drum with a spigot. Minor staining was observed on the tile beneath the spigot. It was determined that it was unlikely that the freon penetrated the floor and therefore no sampling was required. NFA approved 10/24/90.
22	2F	Drainage system and area - Building floor drain and piping	*ADSF*	Boiler Room Floor Drain	Yes	NFA-A DEP Issued (Unrestricted Use)	*36*	1/27/1994			Soil	EPH	VO	BN	Soil Cleanup Criteria (MUST have RAW approved for AOC prior to 12/2/2008)	Ingestion/Dermal	Inhalation	Excavation				As per the SES dated 3/28/90, small quantities of chemicals were stored in the boiler room where a compressor with a condensate line running to a four inch diameter floor drain was located. Some condensate dripping into the drain was observed but there was no staining, evidence of a spill, or any cracks or holes observed in the concrete. Approximately 2 cubic yards of soil was excavated in 11/93. Final post excavation soil sample results meet RDCSCC. NFA approved 1/27/94.
23	2FR	Drainage system and area - Building floor drain and piping	*ADSF*	Boiler Room Floor Drain - Fuel Oil	Yes	NFA-A DEP Issued (Unrestricted Use)	*36*	7/22/1998			Soil	EPH	VO	BN	Soil Cleanup Criteria (MUST have RAW approved for AOC prior to 12/2/2008)	Ingestion/Dermal	Inhalation	Excavation				As per the SES dated 3/28/90, the boiler itself had some noticeable staining on the adjacent floor and a pool of dirty liquid between the boiler and the north wall. The liquid was cleaned up. Soil samples collected between June 25, 1996 and January 21, 1997 indicated the presence of fuel oil in the soil near the vicinity of the Boiler room. NJDEP approved proposal for excavation and offsite disposal of impacted soil on 12/6/96. In April and May 1997, the concrete slab was removed along with 2140 Tons of soil impacted with No. 4 fuel oil was excavated from the AOC. Post excavation sampling indicated that the extent of the No. 4 fuel oil impacted soil was removed. NFA was proposed in the July 21, 1997 RAR and approved in the NJDEP letter dated 7/22/98.
24	2G	Storage and staging area - Chemical storage cabinet or closet	*ATSC*	Building 2; Conference Room; Former Chemical Process Area	No	NFA-A DEP Issued (Unrestricted Use)	*36*	1/21/1992			None	Not Applicable										As per the SES dated 3/28/90, the conference room previously was a chemical process area. LEC personnel were unable to define specific activities conducted in this area, but one of the uncarpeted areas with some staining on the floor tiles is known to have contained an air conditioning unit and a freon dispenser. Soil samples were below the RDCSCC. NFA approved 1/21/92.
25	2H	Storage and staging area - Chemical storage cabinet or closet	*ATSC*	Cafeteria; Former Chemical Storage	No	NFA-A DEP Issued (Unrestricted Use)	*36*	1/21/1992			None	Not Applicable										As per the SES dated 3/28/90, the cafeteria was previously used for chemical storage. Some staining was evident on the older tiles. Soil samples meet RDCSCC. NFA approved 1/21/92.
26	3A	Storage tank and appurtenance - Unregulated Under ground storage tank	*ASUU*	10,000 Gallon #4 Fuel Oil UST; North Side of Building 3	No	NFA-A DEP Issued (Unrestricted Use)	*36*	6/28/1991			None	Not Applicable										As per the SES dated 3/28/90, the underground oil storage tank was formerly located on the north side of Building 3 and was reportedly removed during the early 1980s. No closure report was filed and no records of post excavation activities could be located. Therefore, the tank was registered, permitted, and removed in accordance with BUST requirements. Soil samples were collected. Soil samples met RDCSCC. NFA approved 6/28/91.
27	3B	Storage tank and appurtenance - Above ground storage tank	*ASAG*	1,000 Gallon #4 Fuel Oil AST; North Side of Building 3	No	NFA-A DEP Issued (Unrestricted Use)	*36*	10/24/1990			None	Not Applicable										As per the SES dated 3/28/90, there was a 1,000-gallon above ground oil storage tank located on the north side of Building 3 on a concrete pad with a cinder block wall serving as a secondary containment and stored #2 Fuel Oil. Neither the tank nor the pad showed any evidence of stains or spills. NFA approved 10/24/90.
28	3C	Other areas of concern - Electrical transformer and capacitor	*AOTR*	6 Electrical Transformers on Pad; North Side of Building 3	No	NFA-A DEP Issued (Unrestricted Use)	*36*	1/27/1994			None	Not Applicable										As per the SES dated 3/28/90, there were six transformers located on a concrete pad located along the north side of Building 3. The pad did not have secondary containment and showed some signs of staining. Soil sample results meet RDCSCC. NFA approved 1/27/94.
29	3D	Drainage system and area - Building sump and pit	*ADSP*	Drop Hammer Plt; Building 3 Interior	Yes	NFA-A DEP Issued (Unrestricted Use)	*36*	4/18/1997			Soil	VO	BN	EPH	Soil Cleanup Criteria (MUST have RAW approved for AOC prior to 12/2/2008)	Ingestion/Dermal	Inhalation	Excavation				As per the SES dated 3/28/90, there was a Drop hammer testing pit located in the interior of building 3. Machinery in the test pit was used to support and vibrate a metal plate at floor level to which equipment could be attached and tested for susceptibility to impact and vibration. The walls of the test pit showed visible sings of oil or hydraulic fluid staining. The floor contained some accumulation of what appeared to be oil and water. Delineation of soils completed in conjunction with May 1994 Soil RIR. NJDEP required no further delineation relative to Building 3 drop hammer pit in their 11/14/94 letter. Area was remediated in conjunction with the Building 3 Soil Remediation as described in the August 1995 Soil RAW. Excavation and ex-situ treatement by mechanical processing of approximately 39,800 cubic yards of shallow soil (i.e., the fill/Till 1 and silt/clay layers) was completed from February 1996-May 1996. These soil remediation activities included remediation of the soil at AOC 3D. NFA for shallow soils at Building 3 approved 4/18/97.

	A	B	C	D	E	F	G	H	I	J	K	L	M	N	O	P	Q	R	S	T	U	V
1	**Case Name:**	Former Lockheed Electronics Company, Inc.	*1.2*																			
2	**PI #:**	004334																				
3	**IMPORTANT:** *Do not copy and paste into more than 1 cell at a time because it can disrupt hidden equations*																					
4	**Case Inventory Document Version 1.3 06/25/14**																					
5	**AOC ID**	**AOC Type**	***AOC Code***	**AOC Details**	**Confirmed Contamination**	**AOC Status**	***AOC Status Code***	**Status Date**	**Incident #**	**DEP AOC Number**	**Contaminated Media**	**Contaminants of Concern**	**Additional Contaminants of Concern**	**Additional Contaminants of Concern**	**Applicable Remediation Standard**	**Exposure Route**	**Additional Exposure Route**	**RA Type**	**Additional RA Type**	**Additional RA Type**	**Was an Order of Magnitude Evaluation Conducted?**	**Activity**
30	3E	Other areas of concern - Discolored area or spill area	*AODA*	Hydraulic Fluid Leak; Northeast Corner of Building 3	No	NFA-A DEP Issued (Unrestricted Use)	*36*	1/27/1994			None	Not Applicable										As per the SES dated 3/28/90, there was a hydraulic leak adjacent to machinery on the northeast corner of Building 3. Testing equipment mounted on a former naval anti-aircraft gun mount located on the northeast corner of the building leaked a minor amount of hydraulic fluid onto the floor (area is approximately ten feet by four feet). A 55-gallon drum of hydraulic fluid rested on the floorn near the spill. There was a prominent floor crack where the floor and wall separated at the east end of the building and there was a possibility that some material may have flowed through the crack. Soil sample results meet RDSCC and IGSCC. NFA approved 1/27/94.
31	3F	Other areas of concern - Any area suspected of containing contaminants	*AOCC*	Welding shop; Interior Building 3B	No	NFA-A DEP Issued (Unrestricted Use)	*36*	1/27/1994			None	Not Applicable										As per the SES dated, 3/38/90, this building was used as a welding shop. There were no records of spills at this AOC, but there was what appeared to be sporadic oil staining on the floor. Chemicals of concern are used or stored in the building. Soil sample results meet RDSCC. NFA approved 1/27/94.
32	3G	Other areas of concern - Discolored area or spill area	*AODA*	Stained Pavement; Northwest Corner Building 3B; Former Drum Storage	Yes	NFA-A DEP Issued (Unrestricted Use)	*36*	1/27/1994			Soil	BN	EPH		Soil Cleanup Criteria (MUST have RAW approved for AOC prior to 12/2/2008)	Ingestion/Dermal	Inhalation	Excavation				As per the SES dated 3/28/90, an oil stain was observed on the pavement at the northwest corner of Building 3B. Oil spilled or leaked onto the asphalt from oil storage drums at the northwest corner of Building 3B. The spill was approximately five feet in diameter. 4 cubic yards of impacted soil was removed in April 1992. Post excavation soil sample results meet RDSCC and IGSCC. NFA approved 1/27/94.
33	3H	Other areas of concern - Discolored area or spill area	*AODA*	Stained Area; Northeast Side of Building 3 B (MW-10 Area)	No	NFA-A DEP Issued (Unrestricted Use)	*36*	1/27/1994			None	Not Applicable										As per the SES dated 3/28/90, there was an interpreted liquid spill in the drainage ditch north of Building 3 from aerial photographs taken in April 1979. Soils samples were collected at the approximate center of the spill, and one where the streams turns south along the property line and one below the outfall from Building 3. All soil sample results meet RDSCC. NFA approved 1/27/94.
34	3I	Other areas of concern - Discolored area or spill area	*AODA*	Floor Staining; Interior Building 3B	No	NFA-A DEP Issued (Unrestricted Use)	*36*	1/27/1994			None	Not Applicable										Staining was observed in the interior of Building 3B. Soil samples were collected below the floor on 7/18/90. Soil samples results meet RDSCC. NFA approved 1/27/94.
35	3J	Storage tank and appurtenance - Loading and unloading area	*ASLU*	Building 3C Bay Door Entrance; North of Building 3C	No	NFA-A DEP Issued (Unrestricted Use)	*36*	1/21/1992			None	Not Applicable										Soil samples were collected near the Bay door entrance on 7/9/90. Soil sample results meet RDSCC and IGSCC. NFA approved 1/21/92.
36	3K	Other areas of concern - Any area suspected of containing contaminants	*AOCC*	Building 3; Chiller Tower	No	NFA-A DEP Issued (Unrestricted Use)	*36*	1/21/1992			None	Not Applicable										No soil sampling required at this AOC. NFA approved 1/21/92.
37	3L	Storage and staging area - Storage pad and area	*ATSP*	Building 3; Paint Can Storage	No	NFA-A DEP Issued (Unrestricted Use)	*36*	1/27/1994			None	Not Applicable										NFA approved 1/27/94 based on the 3/16/93 MH/SME report.
38	3M	Storage and staging area - Storage pad and area	*ATSP*	Building 3; Possible TCE Storage Area	No	NFA-A DEP Issued (Unrestricted Use)	*36*	1/27/1994			None	Not Applicable										Six soil samples were collected on 7/6/90. NFA approved on 1/27/94 based on the 3/16/92 MH/SME report.
39	3N	Environmental media - Media Sediment	*AESD*	Building 3 Clay (Fill/Till 1 and Silt/Clay)	Yes	NFA-A DEP Issued (Unrestricted Use)	*36*	4/18/1997			Soil	VO			Soil Cleanup Criteria (MUST have RAW approved for AOC prior to 12/2/2008)	Ingestion/Dermal	Inhalation	Excavation				Building 3 soil RI data submitted July/August 1993. Soil remediation conducted as per the RAW dated July 1995, as amended November 3, 1995. NJDEP approved RAW 4/8/96. Excavation and ex-situ treatment by mechanical processing of approximately 39,800 cubic yards of soil was completed from February 1996-May 1996. Remedial Action Report for Building 3 clay remediation was submitted to the NJDEP 11/1/96. Soil samples met the IGSCC. NFA approved 4/18/1997.
40	3O	Environmental media - Media Soil, including soil vapor pore spaces	*AESV*	Building 3 Sand	Yes	NFA-A DEP Issued (Unrestricted Use)	*36*	7/22/1998			Soil	VO			Soil Cleanup Criteria (MUST have RAW approved for AOC prior to 12/2/2008)	Ingestion/Dermal		Soil Vapor Extraction				Building 3 sand remediation was accomplished through three horizontal soil SVE wells, a SVE unit, and an air pollution control system. The SVE system was operated during the period of December 10, 1996 through April 10, 1997. On April 10 the SVE system operation was stopped. As provided in the 1995 RAW, the AOC remained undisturbed for a six month period following the SVE shutdown. This 6 month standby period was observed to allow TCE vapor concentrations to stabilize prior to post-remedial sample collection. In October 1997, 25 soil borings were installed within the limits of the Building 3 sand AOC for the collection of post-remediation samples. Samples were collected from the top and middle of the sand layer as well as from the till 2 layer within each boring. A total of 81 samples were collected for VOC analysis. TCE was detected at this location at a concentration of 1.7 ppm. The sample as collected at the top o f the sand layer in the 25-27 foot interval. Samples collected below this interval reported concentrations of ND. Once the arithmetic mean was determined to be below 1 ppm, the remediation was considered complete. No further action was proposed in the 2/25/98 RAR. The NJDEP letter dated 7/22/98 stated that the remediation of this area was complete at that time and an NFA/Covenant not to sue will be issued for the industrial establishment at the completion of the IEPA AOC.
41	4A	Storage tank and appurtenance - Loading and unloading area	*ASLU*	Loading Dock; Southwest of Building 4	Yes	NFA-A DEP Issued (Unrestricted Use)	*36*	1/27/1994			Soil	VO	BN	EPH	Soil Cleanup Criteria (MUST have RAW approved for AOC prior to 12/2/2008)	Ingestion/Dermal	Inhalation	Excavation				As per the SES dated 3/28/90, the loading dock on the southwest corner of Building 4 projects both to the south and to the west. Both docks are surrounded by pavement. Storm water drainage is provided by two storm water drains, one on either side of the southern dock. To assess the potential impact to soil from chemical/hazardous waste spills, soil samples were collected in 7/1990 adjacent to the loading docks. 17 cubic yards of soil were removed in March 1992. Post excavation soil sample results meet RDSCC and IGSCC. NFA approved 1/27/94.

	A	B	C	D	E	F	G	H	I	J	K	L	M	N	O	P	Q	R	S	T	U	V
1	**Case Name:**	Former Lockheed Electronics Company, Inc.	*1.2*																			
2	**PI #:**	004334																				
3	**IMPORTANT:** *Do not copy and paste into more than 1 cell at a time because it can disrupt hidden equations*																					
4	**Case Inventory Document Version 1.3 06/25/14**																					
5	**AOC ID**	**AOC Type**	***AOC Code***	**AOC Details**	**Confirmed Contamination**	**AOC Status**	***AOC Status Code***	**Status Date**	**Incident #**	**DEP AOC Number**	**Contaminated Media**	**Contaminants of Concern**	**Additional Contaminants of Concern**	**Additional Contaminants of Concern**	**Applicable Remediation Standard**	**Exposure Route**	**Additional Exposure Route**	**RA Type**	**Additional RA Type**	**Additional RA Type**	**Was an Order of Magnitude Evaluation Conducted?**	**Activity**
42	4B	Drainage system and area - Building floor drain and piping	*ADSF*	French Drain System; North and West Sides of Building 4	No	NFA-A DEP Issued (Unrestricted Use)	*36*	6/28/1991			None	Not Applicable										As per the SES dated 3/28/90, there was a french drain located on the north and west sides of Building 4. This storm water system collected and transported surface water runoff, including runoff from the loading dock, which may otherwise accumulate around Building 4. The drain consisted of perferoated PVC pipe in a trench which was backfilled with gravel. Water infiltrating the french drain was discharged to the storm sewer system west of Building 4. No chemical spills on the loading dock or on adjacent drained areas have been documented or known to have occurred. Two soil samples were advanced into natice soil adjacent to the french drains at a point prior to connection with the storm sewer. Samples were obtained at the invert elevation of the french drains and again at a depth of three feet below the invert elevation. Soil sample results meet RDSCC. NFA approved 6/28/91.
43	4C	Other areas of concern - Any area suspected of containing contaminants	*AOCC*	Cooling Tower; North of Building 4	Yes	NFA-A DEP Issued (Unrestricted Use)	*36*	1/27/1994			Soil	VO			Soil Cleanup Criteria (MUST have RAW approved for AOC prior to 12/2/2008)	Ingestion/Dermal	Inhalation	Excavation				As per the SES dated 3/28/90, there was a cooling tower located north of Building 4. Soil samples were collected adjacent to this cooling unit to determine whether additives to the cooling water, which may have contained potential contaminants were discharged onto the surface. Sludge generated from the operation of the cooling tower north of Building 4 has been disposed of on the ground adjacent to the tower. The sludge covers an area of eight square feet by ten feet in size. There was an area of dead grass between Building 4 and the cooling tower. This area, was approximately eight feet by ten feet in size. 14 cubic yards of impacted soil removed in 4/92 and post excavation samples collected. Post excavation sample results meet RDCSCC and IGSCC. NFA approved 1/27/94.
44	4D	Other areas of concern - Any area suspected of containing contaminants	*AOCC*	Boiler Room; Building 4 Interior	No	NFA-A DEP Issued (Unrestricted Use)	*36*	1/21/1992			None	Not Applicable										As per the SES dated 3/28/90, the boiler room of Building 4 was in poor condition, with standing water on the floor. To assess the condition of the soil, one soil sample was collected adjacent to the boiler room on 7/19/90. Soil sample results meet RDSCC and IGSCC. NFA approved 1/21/92.
45	4E	Other areas of concern - Any area suspected of containing contaminants	*AOCC*	Air Conditioning Room; Building 4	No	NFA-A DEP Issued (Unrestricted Use)	*36*	10/24/1990			None	Not Applicable										As per the SES dated 3/38/90, the air conditioning room was alos in disrepair and some staining was noticed on the floor. No chemicals were ever reported to be stored in the room, no record of a spill, and the level of staining did not suggest any penetration below the floor. NFA approved 10/24/90.
46	5	Drainage system and area - Building trench/piping from sink-rec'd process waste	*ADBT*	Maintenance shop Sink Outfall; Building 5	No	NFA-A DEP Issued (Unrestricted Use)	*36*	1/27/1994			None	Not Applicable										As per the SES dated 3/28/90, Building 5 was constructed in 1955 for Stavid Engineering and used as a garage until it was sold to LEC in 1959. LEC operated Building 5 as a maintenance and carpentry shop from 1959. Chemical usage at Building 5 included wood glue, solvent (Naturesolv 73), liquide pipe opener, cutting oil, and belt dressing. The chemicals were all stored in small quantities and used for minor maintenance work at the facility. No evidence or record of spills was identified. NFA approved 1/27/94.
47	6	Other areas of concern - Any area suspected of containing contaminants	*AOCC*	Building 6	No	NFA-A DEP Issued (Unrestricted Use)	*36*	10/24/1990			None	Not Applicable										As per the SES dated 3/28/90, Building 6 was constructed in 1962 and housed an anechoic chamber used for research and also contained three storage areas. Chemicals used or stored in building 6 included janitorial supply chemicals and carpentry chemicals. There was no evidence or record of spills in Building 6. No sampling required, no sanitary sewer, sumps or floor drains. NFA approved 10/24/90.
48	7A	Storage tank and appurtenance - Federal Regulated Under ground storage tank	*ASUF*	500 Gallon 1,1,1 TCA UST	No	NFA-A DEP Issued (Unrestricted Use)	*36*	6/28/1991			Soil	VO			Soil Cleanup Criteria (MUST have RAW approved for AOC prior to 12/2/2008)	Ingestion/Dermal	Inhalation	Excavation				As per the SES dated 3/28/90, the 500-gallon underground 1,1,1-trichloretheane tank was removed from beneath the air conditioner pad on the west side of Building 7 in August 1988 by ENSI. Soils samples of the base of the excavation were collected at that time and the excavation was backfilled. TCA levels between 2-7 ppm were detected in the soil located within and surround the tank. Three monitoring wells were installed. Two of the monitoring wells were dry and the third had a poor yield because of the high concentration of suspended soilds. The two downgradient monitoring wells (MW3 and MW4) were reactivated and sampled. The TCA tank was excavated in 8/88 and additional soil was excavated in March 1990. Post excavation soil samples meet RDCSCC. NFA approved 6/28/91.
49	7B	Storage tank and appurtenance - Above ground storage tank	*ASAG*	500 Gallon Kerosene AST; Enclosed in Concrete	No	NFA-A DEP Issued (Unrestricted Use)	*36*	10/24/1990			None	Not Applicable										As per the SES dated 3/28/90, there was a 500-gallon above ground kerosene tank located next to the energy recovery system. The tank was contained inside a completely enclosed concrete block structure. There was no sign or record of leaks. NFA approved 10/24/90.
50	7C	Storage tank and appurtenance - Above ground storage tank	*ASAG*	250 Gallon Ammonia AST; West of Building 7	No	NFA-A DEP Issued (Unrestricted Use)	*36*	10/24/1990			None	Not Applicable										As per the SES dated 3/38/90, there was a 250-gallon ammonia tank located west of Building 7. Anhydrous ammonia is a gas at STP. Does not need sampling requirements for hazardous substance. NFA approved 10/24/90.
51	7D	Storage tank and appurtenance - Above ground storage tank	*ASAG*	2 - 20,000 Gallon #2 Fuel Oil ASTs	No	NFA-A DEP Issued (Unrestricted Use)	*36*	6/28/1991			None	Not Applicable										As per the SES dated 3/28/90, there were two verticle 20,000-gallon above ground #2 fuel oil tanks that were installed between 1975 and 1979 and stood on a concrete diked pad. There was not indication of leakage. Soil sampling results meet RDCSCC and IGSCC. NFA approved 6/28/91.
52	7E	Storage tank and appurtenance - Loading and unloading area	*ASLU*	Loading Dock; West Side of Building 7	No	NFA-A DEP Issued (Unrestricted Use)	*36*	1/21/1992			None	Not Applicable										As per the SES dated 3/28/90, an aerial photographic property survey from April 23, 1975 identified a possible stain at the loading dock on the west side of Building 7. There were no records of a spill in this area and no evidence of staining when investigated. NFA approved 1/21/92.

	A	B	C	D	E	F	G	H	I	J	K	L	M	N	O	P	Q	R	S	T	U	V
1	**Case Name:**	Former Lockheed Electronics Company, Inc.	*1.2*																			
2	**PI #:**	004334																				
3	**IMPORTANT:** *Do not copy and paste into more than 1 cell at a time because it can disrupt hidden equations*																					
4	**Case Inventory Document Version 1.3 06/25/14**																					
5	**AOC ID**	**AOC Type**	***AOC Code***	**AOC Details**	**Confirmed Contamination**	**AOC Status**	***AOC Status Code***	**Status Date**	**Incident #**	**DEP AOC Number**	**Contaminated Media**	**Contaminants of Concern**	**Additional Contaminants of Concern**	**Additional Contaminants of Concern**	**Applicable Remediation Standard**	**Exposure Route**	**Additional Exposure Route**	**RA Type**	**Additional RA Type**	**Additional RA Type**	**Was an Order of Magnitude Evaluation Conducted?**	**Activity**
53	7F	Storage tank and appurtenance - Unregulated Under ground storage tank	*ASUU*	500 Gallon Acid Waste UST; Northeast corner of Building 7	Yes	NFA-A DEP Issued (Unrestricted Use)	*36*	1/27/1994			Soil	BN			Soil Cleanup Criteria (MUST have RAW approved for AOC prior to 12/2/2008)	Ingestion/Dermal	Inhalation	Excavation				As per the SES dated 3/28/90, the 500-gallon non-metallic underground waste acid tank was removed prior to construction of Building 7A in 1978. Soils sample results indicated BN impacted soil. 50 cubic yards were excavated on 4.92 and 40 cubic yards in 8/93. Post Excavation soil sample results meet RDCSCC and IGSCC. NFA approved 1/27/94.
54	7G	Storage tank and appurtenance - Unregulated Under ground storage tank	*ASUU*	1,000 Gallon Acid Waste UST; North of Building 7	No	NFA-A DEP Issued (Unrestricted Use)	*36*	1/27/1994			None	Not Applicable										As per the SES dated 3/28/90, this 1,000-gallon UST was reportedly removed, although no documentation concerning its closure and removal are available. LEC personnel stated that the tank contained process of acid waste. Soil sample results meet RDSCC and IGSCC. NFA approved 1/27/94.
55	7H	Other areas of concern - Electrical transformer and capacitor	*AOTR*	Electrical Substation; North of Building 7	No	NFA-A DEP Issued (Unrestricted Use)	*36*	1/27/1994			None	Not Applicable										As per the SES dated 3/28/90, there was a substation installed in 1968 located north of Building 7. There was no concrete pad or berm. No reported spills are leaks were ever reported. Soil sample results meet RDCSCC. NFA approved 1/27/94.
56	7I	Storage tank and appurtenance - Federal Regulated Under ground storage tank	*ASUF*	3,000 Gallon Unleaded Gasoline UST; East of Building 7	No	NFA-A DEP Issued (Unrestricted Use)	*36*	1/27/1994			None	Not Applicable										As per the SES dated 3/28/90, the 3000 gallon unleaded gasoline tank used for motor vehicles was removed in November 1989. There were no evidence of leaks or spills. NFA approved 1/27/94.
57	7J	Storage tank and appurtenance - Unregulated Under ground storage tank	*ASUU*	1,000 Gallon Unutilized UST; East of Building 7 (Never Filled)	No	NFA-A DEP Issued (Unrestricted Use)	*36*	6/28/1991			None	Not Applicable										As per the SES dated 3/28/90, the 1,000-gallon steel UST process waste tank was installed in 1968 and was never connected or used. The tank was reportedly filled with sand and abandoned in place in the lated 1970s, early 1980s, and was removed in November 1989. There were no evidence of spills or leaks. Soil samples meet RDCSCC. NFA approved 6/28/91.
58	7K	Storage and staging area - Storage pad and area	*ATSP*	Storage Shed; North of Building 7	No	NFA-A DEP Issued (Unrestricted Use)	*36*	1/27/1994			None	Not Applicable										As per the SES dated 3/28/90, the shed immediately to the north of Building 7 contained a noticeable solvent smell. There was no evidence or record of spillage, however a solvent spill could have penetrated the aphalt floor and impacted the underlying soil. Soil sample results meet RDCSCC and IGSCC. NFA approved 1/27/94.
59	7L	Other areas of concern - Any area suspected of containing contaminants	*AOCC*	Parking Lot Chip Bin; Northwest Corner of Building 7	No	NFA-A DEP Issued (Unrestricted Use)	*36*	1/27/1994			None	Not Applicable										As per the SES dated 3/28/90, there were three chip bins located in the parking lot neear the northwest corner of Building 7. There was some staining under each of the bins. Soil sample results meet RDCSCC and IGSCC. NFA approved 1/27/94.
60	7M	Other areas of concern - Compressor vent discharge	*AOCV*	Compressor Room; Interior Building 7	No	NFA-A DEP Issued (Unrestricted Use)	*36*	6/28/1991			None	Not Applicable										As per the SES dated 3/28/90, a site inspection found signs of oil and grease leackage from the vacuum pump in the compressor. Soil sample results meet RDCSCC and IGSCC. NFA approved 6/28/91.
61	7N	Storage tank and appurtenance - Above ground storage tank	*ASAG*	Acid Waste System/Chromium AST; Building; Interior Building 7	No	NFA-A DEP Issued (Unrestricted Use)	*36*	1/27/1994			None	Not Applicable										Endpoint of acid waste system. Soil samples collected on 3/27/92. Soil sample results meet RDCSCC. NFA approved 1/27/94.
62	7O	Other areas of concern - Any area suspected of containing contaminants	*AOCC*	Microelectronic Plating Area; Interior Building 7	No	NFA-A DEP Issued (Unrestricted Use)	*36*	10/24/1990			None	Not Applicable										As per the SES dated 3/28/90, Solvents and other chemicals were used in moderate quantities in this area. No evidence or record of spills was found. NFA approved 10/24/90.
63	7P	Storage and staging area - Chemical storage cabinet or closet	*ATSC*	Print Shop; Solvent Storage; Interior Building 7	No	NFA-A DEP Issued (Unrestricted Use)	*36*	1/21/1992			None	Not Applicable										Floor was intact and there was not signs of a spill. NFA approved 1/21/92.
64	7Q	Other areas of concern - Discolored area or spill area	*AODA*	Penetrant Dye Area; Interior Building 7	No	NFA-A DEP Issued (Unrestricted Use)	*36*	1/27/1994			None	Not Applicable										As per the SES dated 3/28/90, to assess the potential impact from spills of oil based penetrant (Zyglo) used in fairly large quantities in this area, one soil sample was collected from under the penetrant storage area. Soil sample results meet RDCSCC and IGSCC. NFA approved 1/27/94.
65	7R	Other areas of concern - Any area suspected of containing contaminants	*AOCC*	Flow Solder Area; Interior Building 7	No	NFA-A DEP Issued (Unrestricted Use)	*36*	1/27/1994			None	Not Applicable										As per the SES dated 3/28/90, there was heavy usage of degreaser solvents and flow solder tinning oils. Soil samples were collected adjacent to the former degreaser and one near the solder area. Soil sample results meet RDCSCC and IGSCC. NFA approved 1/27/94.
66	7S	Drainage system and area - Building sump and pit	*ADSP*	Microelectronic Inudstrial Waste Treatment Sump; Interior Building 7	No	NFA-A DEP Issued (Unrestricted Use)	*36*	1/21/1992			None	Not Applicable										As per the SES dated 3/28/90, the sump located in the area of the microelectronics industrial waste treatment area collected spillage form the wastewater pH adjustment process. One soil sample was collected from adjacent to the sump. Soil sample results meet RDSCC and IGSCC. NFA approved 1/21/92.
67	7T	Other areas of concern - Any area suspected of containing contaminants	*AOCC*	Model Shop Area; Interior Building 7	No	NFA-A DEP Issued (Unrestricted Use)	*36*	1/27/1994			None	Not Applicable										The Machine shop floor was intact. NFA approved 1/27/94.
68	7U	Discharge and disposal area - Incinerator	*AAIN*	Office Waste Incinerator; Interior Building 7	No	NFA-A DEP Issued (Unrestricted Use)	*36*	1/27/1994			None	Not Applicable										The incinerator is located next to the boiler room and was used to supplement the heating system by burning paper wastes and waste solvents. The SES dated 3/28/90 states that the incinerator has been inactive since 1987 because it could not meet the required air emission standards. The incinerator was gas fueled. Soil samples collected from the bottom of the ramp adjacent to the feeder inlet. Soil sample results meet RDCSCC and IGSCC. NFA approved 1/27/94.
69	7V	Other areas of concern - Any area suspected of containing contaminants	*AOCC*	Machine Shop; Interior Building 7	No	NFA-A DEP Issued (Unrestricted Use)	*36*	1/21/1992			None	Not Applicable										As per the SES dated 3/28/90, the Machine Shop contained a number of large cutting, tapping, and drilling machines. Floor was intact. No sampling required. NFA approved 1/21/92.
70	7W	Other areas of concern - Waste treatment area	*AOWT*	Industrial Waste Treatment Plant; Interior Building 7	No	NFA-A DEP Issued (Unrestricted Use)	*36*	1/27/1994			None	Not Applicable										As per the SES dated 3/28/90, there were two locations in the industrial waste treament plant where staining was noticed on the floor during a site inspection. One area of staining was noted near the oil/water separator. Because oil is a suspect contaminant, and the size and process flow of the separator would limit the quantity of oil released to the ground, it is unlikely that oil penetrated the floor. Staining was noticed adjacent to the treatment process vessels. Soil samples collected near the staining in 10/90. Soil sample results meet RDCSCC and IGSCC. NFA approved 1/27/94.

	A	B	C	D	E	F	G	H	I	J	K	L	M	N	O	P	Q	R	S	T	U	V
1	**Case Name:**	Former Lockheed Electronics Company, Inc.	*1.2*																			
2	**PI #:**	004334																				
3	**IMPORTANT:** *Do not copy and paste into more than 1 cell at a time because it can disrupt hidden equations*																					
4	**Case Inventory Document Version 1.3 06/25/14**																					
5	**AOC ID**	**AOC Type**	***AOC Code***	**AOC Details**	**Confirmed Contamination**	**AOC Status**	***AOC Status Code***	**Status Date**	**Incident #**	**DEP AOC Number**	**Contaminated Media**	**Contaminants of Concern**	**Additional Contaminants of Concern**	**Additional Contaminants of Concern**	**Applicable Remediation Standard**	**Exposure Route**	**Additional Exposure Route**	**RA Type**	**Additional RA Type**	**Additional RA Type**	**Was an Order of Magnitude Evaluation Conducted?**	**Activity**
71	7X	Other areas of concern - Any area suspected of containing contaminants	*AOCC*	Printed Circuit Plating Room; Interior Building 7	No	NFA-A DEP Issued (Unrestricted Use)	*36*	1/27/1994			None	Not Applicable										As per the SES dated 3/28/90, there was one area on the printed circuit plating room were staining was detected during the site inspection. To assess the possible impact to soil, one soil sample was collected in the stained area located between the two process lines. There is a concrete collection sump that collects water-wash and incidental spillage from the plating process and therefore one soil sample was collected from adjacent to the sump. Soil sample results meet RDCSCC and IGSCC. NFA approved 1/27/94.
72	7XX	Environmental media - Media Sediment	*AESD*	Bluilding 7A Surface Soils (Asphalt/BN Issue)	Yes	NFA-A DEP Issued (Unrestricted Use)	*36*	1/27/1994			Soil	BN			Soil Cleanup Criteria (MUST have RAW approved for AOC prior to 12/2/2008)	Ingestion/Dermal		Excavation				BN impacted soil excavated in conjunction with AOC 7F. Post excavation samples meet RDCSCC and IGSCC. NFA approved 1/27/94.
73	7Y	Drainage system and area - Building sump and pit	*ADSP*	10,000 Gallon Unlined Paint Stripping Waste Sump; Paint Room	Yes	NFA-A DEP Issued (Unrestricted Use)	*36*	1/27/1994			Soil	VO	Metals		Soil Cleanup Criteria (MUST have RAW approved for AOC prior to 12/2/2008)	Ingestion/Dermal	Inhalation	Excavation	Soil Vapor Extraction			Soil remediation conducted under the RAW dated August 1993. Excavation and ex-situ SVE for 35,000 cubic yards of soil from November 1993-June 1994. Offsite shipment of 5800 lbs of liquid and debris in December 1993. Offsite shipment of approximately 120,000 lbs of soil in March 1994. Soils meets IGSCC. NFA approval based on Remedial Action Report dated August 1994. NFA approval date 1/27/94.
74	7Z	Other areas of concern - Any area suspected of containing contaminants	*AOCC*	General Plating Room; Interior Building 7	Yes	NFA-A DEP Issued (Unrestricted Use)	*36*	1/27/1994			Soil	VO	Metals		Soil Cleanup Criteria (MUST have RAW approved for AOC prior to 12/2/2008)	Ingestion/Dermal	Inhalation	Excavation				As per the SES dated 3/28/90, floor staining was observed in the general plating room. In 1988, LEC replaced the floor with new concrete and acid resistant tiles. LEC had the concrete and soil analyzed and an impact was detected. Soil remediation conducted under the RAW dated August 1993. Excavation and ex situ SVE for 35,000 cubic yards of soil November 1993-June 1994. Offsite shipment of 5800 lbs of liquid and debris in December 1993. Offsite shipment of approximately 120,000 lbs of soil in March 1994. Part of AOC 7Y. NFA based on Remedial Action Report dated August 1994. Soil meets IGSCC. NFA Approved 1/27/94.
75	8A	Discharge and disposal area - Waste water treatment systems/septic/seepage pit/dry well	*AAWW*	Septic Tank; Southwest of Building 8	No	NFA-A DEP Issued (Unrestricted Use)	*36*	1/21/1992			None	Not Applicable										As per the SES dated 3/28/90, there was a septic tank located southwest of Building 8. Building 8 was used for small scale development of electronic components, and some industrial wastes may have been discharged to the septic system. One sediment sample and one aqueous sample was collected form inside the tank and one soil sample was collected from the drainage field approximately 3 feet downgradient from the laterals at a depth equal to the approximate invert elevation of the lines and four feet below the invert elevation. Initial soil sample results from vicinity of tank meet RDSCC and IGSCC. NFA approved 1/21/92.
76	8B	Other areas of concern - Hazardous substance storage or handling area	*AOHS*	Oil/Cleaning Drums; North of Building 8	No	NFA-A DEP Issued (Unrestricted Use)	*36*	1/21/1992			None	Not Applicable										As per the SES dated 3/28/90, approximately 15 gallons of "Stay White" brand cleaner and two gallons of clear "oil" was stored in drums along the north exterior wall of Building 8. No evidence of leaks or spills were found. NFA approved 1/21/92.
77	8C	Drainage system and area - Building sump and pit	*ADSP*	Grease Pit; Former Hot Dog Restaurant	No	NFA-A DEP Issued (Unrestricted Use)	*36*	10/24/1990			None	Not Applicable										As per the SES dated 3/28/90, there was a grease pit located inside Building 8 that was used by the former restaurant. The only materials known to be in the grease pit were animal fats from frying and broiling. NFA Approved 10/24/90.
78	9A	Other areas of concern - Any area suspected of containing contaminants	*AOCC*	Building 9	No	NFA-A DEP Issued (Unrestricted Use)	*36*	10/24/1990			None	Not Applicable										As per the SES dated 3/28/90, Building 9 was constructed in the late 1960s as guard headquarters and security offices, but was removed and replaced by Building 7G in 1985. No chemicals were used or stored in Building 9. NFA approved 10/24/90.
79	10A	Drainage system and area - Building floor drain and piping	*ADSF*	Exterior drain; Diked Pad Solvent Storage; Building 10	No	NFA-A DEP Issued (Unrestricted Use)	*36*	1/27/1994			None	Not Applicable										As per the SES dated 3/28/90, solvents were stored on the diked pad outside of building 10 and staining was noted in adjacent areas. One soil sample was collected adjacent to the outdoor drain. Soil sample results meet RDCSCC and IGSCC. NFA approved 1/27/94.
80	10B	Drainage system and area - Building sump and pit	*ADSP*	Sumps; Interior Building 10	Yes	NFA-A DEP Issued (Unrestricted Use)	*36*	1/27/1994			Soil	VO	BN		Soil Cleanup Criteria (MUST have RAW approved for AOC prior to 12/2/2008)	Ingestion/Dermal	Inhalation	Excavation	Soil Vapor Extraction			As per the SES dated 3/28/90, there was no record or indication of any substantial spill inside Building 10. Since there was a high volume of solvents stored in the building and the floor showed visible sings of staining, the underlying soils were sampled to determine if there were any impacts to soil. Excavation and ex situ SVE for 35,000 cubic yards of soil from November 1993-June 1994. Offsite shipment of 5,800 lbs of liquid and debris in December 1993. Offsite shipment of approximately 120,000 lbs of soil in March 1994. NFA based on remedial action report (August 1994). Soil meets IGSCC. Remediation done in conjunction with AOC #7Y and 7Z. NFA approved 1/27/94.
81	10C	Storage and staging area - Storage pad and area	*ATSP*	Drum Storage; Building 10	Yes	NFA-A DEP Issued (Unrestricted Use)	*36*	1/27/1994			None	Not Applicable										As per the SES dated 3/28/90, Building 10 was constructed by LEC in 1970 and used for chemical storage. It was enlarged in 1983 and collection basins were added. Chemicals stored in Building 10 included virgin and hazardous waste chemicals. All contaminants of concern have been restored to background levels. Soil sample results meet RDCSCC and IGSCC. NFA approved 1/27/94.
82	11A	Discharge and disposal area - Waste water treatment systems/septic/seepage pit/dry well	*AAWW*	Inactive Septic System; East of Building 11	No	NFA-A DEP Issued (Unrestricted Use)	*36*	1/21/1992			None	Not Applicable										As per the SES dated 3/28/90, the leach field located east of Building 11 was sampled to confirm whether industrial wastes were discharged into the Septic System. One aqueous sample and one sediment sample were obtained from inside the septic tank. One soil sample was obtained at the approximate invert elevation of the lines and at approximatley four feet below the invert elevation. Initial soil sample result from vicinity of tank meet RDCSCC. NFA approved 1/21/92.

	A	B	C	D	E	F	G	H	I	J	K	L	M	N	O	P	Q	R	S	T	U	V
1	**Case Name:**	Former Lockheed Electronics Company, Inc.	*1.2*																			
2	**PI #:**	004334																				
3	**IMPORTANT:** *Do not copy and paste into more than 1 cell at a time because it can disrupt hidden equations*																					
4	**Case Inventory Document Version 1.3 06/25/14**																					
5	**AOC ID**	**AOC Type**	***AOC Code***	**AOC Details**	**Confirmed Contamination**	**AOC Status**	***AOC Status Code***	**Status Date**	**Incident #**	**DEP AOC Number**	**Contaminated Media**	**Contaminants of Concern**	**Additional Contaminants of Concern**	**Additional Contaminants of Concern**	**Applicable Remediation Standard**	**Exposure Route**	**Additional Exposure Route**	**RA Type**	**Additional RA Type**	**Additional RA Type**	**Was an Order of Magnitude Evaluation Conducted?**	**Activity**
83	12A	Discharge and disposal area - Waste water treatment systems/septic/seepage pit/dry well	*AAWW*	Septic System/Leach Field; East of Building 12	No	NFA-A DEP Issued (Unrestricted Use)	*36*	1/21/1992			None	Not Applicable										As per the SES dated 3/28/90, a septic tank and drain field are located north of Building 12. No records existed to confirm that the septic tank and drain field were either left in place or removed prior to construction of Building 12A. One soil sample was collected from approximately 3 feet downgradient from the laterals and at the approximate invert elevation of the lines and three feet below the invert elevation to cover the widest likely plume of impact to soil. Initial soil sample results from vicinity of tank meet RDCSCC and IGSCC. NFA approved 1/21/92.
84	12B	Other areas of concern - Electrical transformer and capacitor	*AOTR*	Concrete Transformer Pad; Building 12, 12A, 12B	No	NFA-A DEP Issued (Unrestricted Use)	*36*	1/21/1992			None	Not Applicable										As per the SES dated 3/28/90, a transformer pad was constructed in 1986 and during a site inspection did not show any signs of staining indicating a leak from the transformer. NFA approved 1/21/92.
85	12C	Discharge and disposal area - Waste water treatment systems/septic/seepage pit/dry well	*AAWW*	Unknown Septic System	No	NFA-A DEP Issued (Unrestricted Use)	*36*	1/21/1992			None	Not Applicable										As per the SES dated 3/28/90, the Building 12 septic system had been dedicated solely to sanitary waste and no industrial activities have been housed in Building 12. It was determined that the system never existed and an NFA was approved 1/21/92.
86	13A	Other areas of concern - Any area suspected of containing contaminants	*AOCC*	Building 13	No	NFA-A DEP Issued (Unrestricted Use)	*36*	10/24/1990			None	Not Applicable										As per the SES dated 3/28/90, Building 13 was constructed by LEC in 1978 and was used for surplus equipment storage. There were no chemicals used or stored in this building. No sampling required. NFA approved 10/24/90.
87	14	Drainage system and area - Dry well and sump	*ADDW*	Drywell; Building 2	No	NFA-A DEP Issued (Unrestricted Use)	*36*	1/21/1992			None	Not Applicable										Drywell was used to receive condensate from the air conditioner. No sampling required. NFA approved 1/21/92.
88	15	Drainage system and area - Building trench/piping from sink-rec'd process waste	*ADBT*	Maintenance Shop Sink; Building 5	No	NFA-A DEP Issued (Unrestricted Use)	*36*	1/27/1994			None	Not Applicable										Soil sampling conducted near sink outfall. Soil sample results meet RDSCC. See AOC #5. NFA approved 1/27/94.
89	16	Drainage system and area - Building floor drain and piping	*ADSF*	Floor Drains; Building 7	No	NFA-A DEP Issued (Unrestricted Use)	*36*	1/27/1994			None	Not Applicable										Gray street drainage ditch near outfalls sampled on 3/30/1992. Soil sample results meet RDCSCC and IGSCC. NFA approved 1/27/94.
90	17	Environmental media - Media Soil, including soil vapor pore spaces	*AESV*	Soil Gas Survey	No	NFA-A DEP Issued (Unrestricted Use)	*36*	1/27/1994			None	Not Applicable										Soil samples collected near Buildings 2 and 3 at deptsh to 50 feet bgs. Area to be remediated in conjunction with Building 3 soil remediation as described in Soil Remedial Action Workplan dated August 1995. Related to Soil Gas Survey. NFA approved 1/27/94.
91	18	Other areas of concern - Any area suspected of containing contaminants	*AOCC*	Aerial Photo; North of Building 2/3	No	NFA-A DEP Issued (Unrestricted Use)	*36*	11/14/1994			None	Not Applicable										NFA approved 11/14/94.
92	19	Other areas of concern - Any area suspected of containing contaminants	*AOCC*	Aerial Photo; Spill; Drainage Ditch North of Building 3	No	NFA-A DEP Issued (Unrestricted Use)	*36*	1/27/1994			None	Not Applicable										Soil sample results meet RDCSS. NFA approved 1/27/94.
93	20	Other areas of concern - Discolored area or spill area	*AODA*	Aerial Photo; Staining North of Building 4	No	NFA-A DEP Issued (Unrestricted Use)	*36*	1/21/1992			None	Not Applicable										Soil sampling conducted behind building 3C. Soil sampling resulst meet RDCSCC and IGSCC. NFA approved 1/21/92.
94	21	Other areas of concern - Discolored area or spill area	*AODA*	Aerial Photo; Staining Adjacent to Loading Dock West of Building 7	No	NFA-A DEP Issued (Unrestricted Use)	*36*	1/27/1994			None	Not Applicable										Soil samples collected at loading dock area. Soil sample resits met RDCSCC and IGSCC. NFA approved 1/27/94.
95	22	Discharge and disposal area - Historic fill material area/other fill area	*AAHF*	Aerial Photo; Fill Area; East of Gray Street	No	NFA-A DEP Issued (Unrestricted Use)	*36*	1/27/1994			None	Not Applicable										Soil samples collected 7/90. Soil sample results meet RDCSCC and IGSCC. NFA approved 1/27/94.
96	23	Discharge and disposal area - Waste pile as defined by N.J.A.C. 7:26	*AA72*	Aerial Photo; Solid Waste Dump; Near Building 7	No	NFA-A DEP Issued (Unrestricted Use)	*36*	10/24/1990			None	Not Applicable										See AOC #22. NFA approved 10/24/90.
97	24	Other areas of concern - Any area suspected of containing contaminants	*AOCC*	Cleanup Plan	No	NFA-A DEP Issued (Unrestricted Use)	*36*	1/27/1994			None	Not Applicable										NFA approved 1/27/94.
98	25	Other areas of concern - Any area suspected of containing contaminants	*AOCC*	Drawings, Plates, Figures, Etc.	No	NFA-A DEP Issued (Unrestricted Use)	*36*	1/27/1994			None	Not Applicable										NFA approved 1/27/94.
99	26	Environmental media - Media Ground water	*AEGW*	On-Site Groundwater	Yes	RAW	*83*	12/6/1996			Ground Water	VO			Remediation Standards	Ground Water		Pump & Treat	Monitored Natural Attenuation			Ground water extraction and treatment system (GWES) proposed in the July 1995 Ground water RAW. NJDEP approved the onsite Groundwater RAW dated 12/6/96. The GWES was activated on 7/17/93 under NJPDES Permit #NJG0105899. The GWES was temporarily deactivated in late May 2011. See AOC 27.
100	27	Environmental media - Media Ground water	*AEGW*	Off-site Groundwater	Yes	RAR	*84*	12/30/2011			Ground Water	VO			Remediation Standards	Ground Water		Monitored Natural Attenuation				A GW RI was submitted in January 1994. The July 1995 GW RAW was granted conditional approval by the NJDEP on 4/8/96 and 12/6/96. The NJDEP letter dated 4/8/96 requested that Lockheed establish a CEA for the offsite GW impacted by TCE. In accordance with the NJDEP conditional approval dated 12/6/96, an offsite GW proposal was submitted to the NJDEP in June 1997. An Interim CEA was established 12/4/97. The NJDEP letter dated 7/22/98 stated that LMC is not required to sample Green Brook at the present time and approved LMC's proposals to install MW clusters proposed in the 7/95 RAW and to collect gw samples from domestic and industrial wells. A BEE for the Crab Brook was submitted 4/12/99 and the NJDEP concluded in its letter dated 8/9/99 that no further ecological evaluation of the Crab Brook was required. A domestic well sampling report was submitted 4/15/99 and the NJDEP concluded that it was acceptable to discontinue the sampling of the domestic wells as long as hydraulic control of the plume was accomplished within a reasonable timeframe. Offsite GW RI submitted 2/2000. The NJDEP letter dated May 17, 2000 providing comments on the Revised RAW dated 3/27/2000 approves Pump and treat as the remedial technique to eliminate TCE to Crab Brook. NJDEP letter dated 6/24/98 required a biennial certification for the CEA including a new well search, vertical delineation of TCE detected in MW-549A and B. RIR Addendum submitted June 2004. Biennial CEA cert including revised CEA fact sheet submitted 3/2008 since Interim CEA expired 12/07. RAPRs submitted in 2005, 2006, 2007 and yearly from 2009 through 2013. NJDEP RPS letter dated 5/16/12. Biennial CEA cert, submitted [illegible]

APPENDIX B — MONITORING WELL LOGS, WELL RECORDS, MONITORING WELL CERTIFICATION FORMS B

Monitoring Well Logs

MONITORING WELL LOG

TETRA TECH

PROJECT NO.: 117-0507.488.11			WELL ID: **MW-1S**
PROJECT NAME: Former Lockheed Electronics Company Site			LOCATION SKETCH
COMPLETION DATE: 10/2/2013	TOTAL DEPTH OF BOREHOLE: 180 Feet	MONITORING DEVICE: PID MiniRae 2000	GEOLOGIST / OFFICE: D.Kearsley/Whitehouse Station
DRILLING CONTRACTOR / DRILLER: Summit Drilling - M. Lare/B. Hough	DRILLING EQUIPMENT: Ingersoll Rand T2W	DRILLING METHOD / BIT: Air Rotary	Northing: 657365.43
SAMPLING METHOD: Grab	DEPTH TO GROUNDWATER ~71'bgs	GROUND SURFACE ELEVATION: 192.24 feet msl	PERMIT NO. E201313296
MEMO: Monitoring well located on East Drive in Watchung, NJ.			Easting: 512189.76

DEPTH (Feet)	RECOVERY (feet)	BLOW COUNTS	PID (PPM)	SOIL DESCRIPTION Color, Texture, Moisture, Etc.		WELL CONSTRUCTION
0				0.0' - 0.5' Medium-coarse silty SAND, medium brown/red brown, moist, no odor	Start drilling on 9/23/13	
5				5.0' - 10.0' Medium-coarse silty SAND, medium brown/red brown, moist, no odor		
10				10.0' - 15.0' Medium-coarse silty SAND, medium brown/red brown, moist, no odor		
15			0.0	15.0' - 20.0' Medium brown SILT with fine sand and clay, moist, no odor	PID 0.0 ppm	
20				20.0' - 25.0' Medium brown to red brown SILT with trace fine sand and clay, moist, no odor		
25						

MONITORING WELL LOG

TETRA TECH

PROJECT NO.: 117-0507.488.11			WELL ID: **MW-1S**
PROJECT NAME: Former Lockheed Electronics Company Site			LOCATION SKETCH
COMPLETION DATE: 10/2/2013	TOTAL DEPTH OF BOREHOLE: 180 Feet	MONITORING DEVICE: PID MiniRae 2000	GEOLOGIST / OFFICE: D.Kearsley/Whitehouse Station
DRILLING CONTRACTOR / DRILLER: Summit Drilling - M. Lare/B. Hough	DRILLING EQUIPMENT: Ingersoll Rand T2W	DRILLING METHOD / BIT: Air Rotary	Northing: 657365.43
SAMPLING METHOD: Grab	DEPTH TO GROUNDWATER ~71'bgs	GROUND SURFACE ELEVATION: 192.24 feet msl	PERMIT NO. E201313296
MEMO: Monitoring well located on East Drive in Watchung, NJ.			Easting: 512189.76

DEPTH (Feet)	RECOVERY (feet)	BLOW COUNTS	PID (PPM)	SOIL DESCRIPTION Color, Texture, Moisture, Etc.		WELL CONSTRUCTION
25						
26				25.0' - 30.0'	Medium brown to red brown CLAY with some silt, moist, no odor	
27					Driller notes started coming out in little clay balls @ 26' bgs. Drier than earlier clay	
28						
29						
30						
31				30.0' - 32.0'	Medium brown to red CLAY with some silt, dry/moist, no odor	
32						
33				32.0' - 33.0'	Medium brown to red CLAY with some silt and fine sand, moist to dry, no odor	
34				33.0' - 35.0'	Medium brown to red brown CLAY with some silt and fine sand, moist, no odor	Driller notes clay got a little moist and stopped coming out in little balls @ 33' bgs
35						
36				35.0' - 40.0'	Medium brown medium-coarse SAND with trace silt and trace fine sand, dry, no odor	Drlling stops for day at 34' bgs, resumes on 9/25/13
37						
38						
39						
40						
41				40.0' - 45.0'	Medium brown medium-coarse SAND with trace silt, fine sand, dry, no odor	
42						
43						
44						
45						
46						
47						
48						
49						
50						

MONITORING WELL LOG

TETRA TECH

PROJECT NO.: 117-0507.488.11			WELL ID: **MW-1S**
PROJECT NAME: Former Lockheed Electronics Company Site			LOCATION SKETCH
COMPLETION DATE: 10/2/2013	TOTAL DEPTH OF BOREHOLE: 180 Feet	MONITORING DEVICE: PID MiniRae 2000	GEOLOGIST / OFFICE: D.Kearsley/Whitehouse Station
DRILLING CONTRACTOR / DRILLER: Summit Drilling - M. Lare/B. Hough	DRILLING EQUIPMENT: Ingersoll Rand T2W	DRILLING METHOD / BIT: Air Rotary	Northing: 657365.43 Easting: 512189.76
SAMPLING METHOD: Grab	DEPTH TO GROUNDWATER ~71'bgs	GROUND SURFACE ELEVATION: 192.24 feet msl	PERMIT NO. E201313296
MEMO: Monitoring well located on East Drive in Watchung, NJ.			

DEPTH (Feet)	RECOVERY (feet)	BLOW COUNTS	PID (PPM)	SOIL DESCRIPTION Color, Texture, Moisture, Etc.		WELL CONSTRUCTION
50				50.0' - 54.0' Red brown fine SAND with trace silt and medium sand, weathered shale, dry, no odor		
51						
52						
53						
54						
55				54.0' - 55.0' Red brown weathered SHALE, with trace silt and medium sand, dry, no odor	Driller notes: Top of Bedrock @54'bgs	
56				55.0' - 60.0' Red brown SHALE, with fine sand, trace silt, dry, no odor		
57						
58						
59						
60						
61				60.0' - 65.0' Red brown SHALE, with fine-coarse sand, trace silt and weathered rock (siltstone/shale)		
62						
63						
64						
65						
66				65.0' - 70.0' Red brown silty SANDSTONE with some fine sands and weathered shale fragments	10/1/13 started drilling @ 65' bgs	
67						
68						
69						
70						
71				70.0' - 75.0' Red brown silty SANDSTONE with some fine sands and weathered shale		
72						
73						
74						
75						

MONITORING WELL LOG

TETRA TECH

PROJECT NO.: 117-0507.488.11			WELL ID: **MW-1S**
PROJECT NAME: Former Lockheed Electronics Company Site			LOCATION SKETCH
COMPLETION DATE: 10/2/2013	TOTAL DEPTH OF BOREHOLE: 180 Feet	MONITORING DEVICE: PID MiniRae 2000	GEOLOGIST / OFFICE: D.Kearsley/Whitehouse Station
DRILLING CONTRACTOR / DRILLER: Summit Drilling - M. Lare/B. Hough	DRILLING EQUIPMENT: Ingersoll Rand T2W	DRILLING METHOD / BIT: Air Rotary	Northing: 657365.43
SAMPLING METHOD: Grab	DEPTH TO GROUNDWATER ~71'bgs	GROUND SURFACE ELEVATION: 192.24 feet msl	PERMIT NO. E201313296
MEMO: Monitoring well located on East Drive in Watchung, NJ.			Easting: 512189.76

DEPTH (Feet)	RECOVERY (feet)	BLOW COUNTS	PID (PPM)	SOIL DESCRIPTION Color, Texture, Moisture, Etc.	WELL CONSTRUCTION
75				75.0' - 80.0' Red brown silty SANDSTONE with some fine sand and weathered friable shale fragments, no odor	
80				80.0' - 85.0' Medium brown silty SANDSTONE with fine sand and weathered friable shale fragments, no odor	
85				85.0' - 90.0' Medium brown silty SANDSTONE with fine sand, no odor	
90				90.0' - 95.0' Medium brown muddy silty SHALE, friable, no odor	
95				95.0' - 100.0' Medium brown muddy silty SHALE, friable, no odor	

MONITORING WELL LOG

TETRA TECH

PROJECT NO.: 117-0507.488.11			WELL ID: **MW-1S**
PROJECT NAME: Former Lockheed Electronics Company Site			LOCATION SKETCH
COMPLETION DATE: 10/2/2013	TOTAL DEPTH OF BOREHOLE: 180 Feet	MONITORING DEVICE: PID MiniRae 2000	GEOLOGIST / OFFICE: D. Kearsley/Whitehouse Station
DRILLING CONTRACTOR / DRILLER: Summit Drilling - M. Lare/B. Hough	DRILLING EQUIPMENT: Ingersoll Rand T2W	DRILLING METHOD / BIT: Air Rotary	Northing: 657365.43
SAMPLING METHOD: Grab	DEPTH TO GROUNDWATER ~71'bgs	GROUND SURFACE ELEVATION: 192.24 feet msl	PERMIT NO. E201313296
MEMO: Monitoring well located on East Drive in Watchung, NJ.			Easting: 512189.76

DEPTH (Feet)	RECOVERY (feet)	BLOW COUNTS	PID (PPM)	SOIL DESCRIPTION Color, Texture, Moisture, Etc.		WELL CONSTRUCTION
100				100.0' - 105.0' Medium brown SILTSTONE with shale fragments/friable		
101						
102						
103						
104						
105				105.0' - 110.0' Medium brown SILTSTONE with shale fragments, friable		
106						
107						
108						
109						
110				110.0' - 115.0' Medium brown SILTSTONE with shale fragments, friable	Driller notes that this well is not making water like MW-1I @ 110' bgs, no real water zone hit	
111						
112						
113						
114						
115				115.0' - 120.0' Red brown SILTSTONE with trace friable shale fragments, no odor	Driller notes started to get a little bit of water @ 115' bgs	
116						
117						
118						
119						
120				120.0' - 125.0' Red brown SILTSTONE with trace friable shale fragments, no odor		
121						
122						
123						
124						
125						

MONITORING WELL LOG

TETRA TECH

PROJECT NO.: 117-0507.488.11			WELL ID: **MW-1S**
PROJECT NAME: Former Lockheed Electronics Company Site			LOCATION SKETCH
COMPLETION DATE: 10/2/2013	TOTAL DEPTH OF BOREHOLE: 180 Feet	MONITORING DEVICE: PID MiniRae 2000	GEOLOGIST / OFFICE: D. Kearsley/Whitehouse Station
DRILLING CONTRACTOR / DRILLER: Summit Drilling - M. Lare/B. Hough	DRILLING EQUIPMENT: Ingersoll Rand T2W	DRILLING METHOD / BIT: Air Rotary	Northing: 657365.43
SAMPLING METHOD: Grab	DEPTH TO GROUNDWATER ~71'bgs	GROUND SURFACE ELEVATION: 192.24 feet msl	PERMIT NO. E201313296
MEMO: Monitoring well located on East Drive in Watchung, NJ.			Easting: 512189.76

DEPTH (Feet)	RECOVERY (feet)	BLOW COUNTS	PID (PPM)	SOIL DESCRIPTION Color, Texture, Moisture, Etc.	WELL CONSTRUCTION
125				125.0' - 130.0' Red brown SILTSTONE with friable shale fragments, no odor	
126					
127					
128					
129				Driller notes still real soft, easy drilling @ 129' bgs.	
130				130.0' - 135.0' Red brown SILTSTONE with friable shale fragments, no odor Possible fracture formation changed, more water	
131					
132					
133					
134					
135				135.0' - 140.0' Red brown SILTSTONE with friable shale fragments Hole is making about 10 - 12 gals/min @ 135' bgs	
136					
137					
138					
139					
140				140.0' - 145.0' Red brown SILTSTONE with friable shale fragments	
141					
142					
143					
144					
145				145.0' - 150.0' Red brown SILTSTONE with friable shale fragments	
146					
147					
148					
149					
150					

MONITORING WELL LOG

TETRA TECH

PROJECT NO.: 117-0507.488.11			WELL ID: **MW-1S**
PROJECT NAME: Former Lockheed Electronics Company Site			LOCATION SKETCH
COMPLETION DATE: 10/2/2013	TOTAL DEPTH OF BOREHOLE: 180 Feet	MONITORING DEVICE: PID MiniRae 2000	GEOLOGIST / OFFICE: D. Kearsley/Whitehouse Station
DRILLING CONTRACTOR / DRILLER: Summit Drilling - M. Lare/B. Hough	DRILLING EQUIPMENT: Ingersoll Rand T2W	DRILLING METHOD / BIT: Air Rotary	Northing: 657365.43
SAMPLING METHOD: Grab	DEPTH TO GROUNDWATER ~71'bgs	GROUND SURFACE ELEVATION: 192.24 feet msl	PERMIT NO. E201313296
MEMO: Monitoring well located on East Drive in Watchung, NJ.			Easting: 512189.76

DEPTH (Feet)	RECOVERY (feet)	BLOW COUNTS	PID (PPM)	SOIL DESCRIPTION Color, Texture, Moisture, Etc.	WELL CONSTRUCTION
150				150.0' - 155.0' Red brown SILTSTONE with friable shale fragments	
151					
152					
153					
154					
155				155.0' - 160.0' Red brown SILTSTONE with friable shale fragments	
156					
157					
158					
159					
160				160.0' - 165.0' Red brown SILTSTONE with friable shale fragments	
161					
162					
163					
164					
165				165.0' - 170.0' Red brown SILTSTONE with shale fragments	
166					
167					
168					
169					
170				170.0' - 175.0' Red brown SILTSTONE with shale fragments	
171					
172					
173					
174					
175					

MONITORING WELL LOG

TETRA TECH

PROJECT NO.: 117-0507.488.11			WELL ID: **MW-1S**
PROJECT NAME: Former Lockheed Electronics Company Site			LOCATION SKETCH
COMPLETION DATE: 10/2/2013	TOTAL DEPTH OF BOREHOLE: 180 Feet	MONITORING DEVICE: PID MiniRae 2000	GEOLOGIST / OFFICE: D. Kearsley/Whitehouse Station
DRILLING CONTRACTOR / DRILLER: Summit Drilling - M. Lare/B. Hough	DRILLING EQUIPMENT: Ingersoll Rand T2W	DRILLING METHOD / BIT: Air Rotary	Northing: 657365.43
SAMPLING METHOD: Grab	DEPTH TO GROUNDWATER ~71'bgs	GROUND SURFACE ELEVATION: 192.24 feet msl	PERMIT NO. E201313296
MEMO: Monitoring well located on East Drive in Watchung, NJ.			Easting: 512189.76

DEPTH (Feet)	RECOVERY (feet)	BLOW COUNTS	PID (PPM)	SOIL DESCRIPTION Color, Texture, Moisture, Etc.	WELL CONSTRUCTION
175				175.0' - 180.0' Red brown SILTSTONE with friable shale	
176					
177					
178					
179					
180				End of Boring @ 180' ft. bgs.	
181					
182					
183					
184					
185				**Well Construction:**	
186				10" diameter steel casing set to top of bedrock in place to 54'bgs.	
187				6" diameter steel casing set to 64'bgs.	
188				The annulus between the borehole and the 6" casing was tremie grouted from the bottom to near ground surface and allowed to cure a minimum of 12 hours to secure the casing in the borehole.	
189				10 feet of 2-inch diameter (0.020-inch slot) SCH 40 PVC screen set at 170-180 ft bgs.	
190				2-inch diameter SCH 40 PVC riser set from 170 ft bgs (top of screen) to ground surface.	
191				The annulus between the borehole and the 2-inch screen was filter packed with No. 2 silica sand from the bottom of the screen to approximately 2 feet above the top of screen (168'-180'bgs),	
192				followed by approximately 2 feet of No. 00 silica sand (166'-168' bgs).	
193				The remaining annulur space was tremie grouted with cement-bentonite grout from the top of the No 00 sand to ground surface (0-166'bgs).	
194				Well completed at ground surface with a flush mount steel protective casing and an expandable	
195				innercap and lock.	
196					
197					
198					
199					
200					

MONITORING WELL LOG

TETRA TECH

PROJECT NO.: 117-0507.488.11			WELL ID: **MW-1I**
PROJECT NAME: Former Lockheed Electronics Company Site			LOCATION SKETCH
COMPLETION DATE: 10/4/2013	TOTAL DEPTH OF BOREHOLE: 290 Feet	MONITORING DEVICE: PID MiniRae 2000	GEOLOGIST / OFFICE: D. Kearsley/Whitehouse Station
			Northing: 657379.51'
			Easting: 512194.66'
DRILLING CONTRACTOR / DRILLER: Summit Drilling - R. Logel/B. Hough	DRILLING EQUIPMENT: Ingersoll Rand T2W	DRILLING METHOD / BIT: Air Rotary	
SAMPLING METHOD: Grab	DEPTH TO GROUNDWATER `98' bgs	GROUND SURFACE ELEVATION: 192.554 feet msl	PERMIT NO. E201313297
MEMO: Watchung Borough, East Drive ROW cul-de-sac			

DEPTH (Feet)	RECOVERY (feet)	BLOW COUNTS	PID (PPM)	SOIL DESCRIPTION Color, Texture, Moisture, Etc.	WELL CONSTRUCTION
				9/17/13 Start	
5.0' - 10.0'				Red brown fine-coarse SAND with some silt	
10.0' - 15.0'				Red brown fine-coarse SAND with some silt	
15.0' - 17.0'				Red brown fine-coarse SAND with some silt and clay (trace-medium)	
17.0' - 20.0'				Formation changed with clay pockets — 9/18/13 Start @ 17' bgs. Driller notes drilling felt a little harder @ 17' bgs	
20.0' - 25.0'				Red brown SILT with some clay and fine-coarse sand	

MONITORING WELL LOG

TETRA TECH

PROJECT NO.: 117-0507.488.11			WELL ID: **MW-1I**
PROJECT NAME: Former Lockheed Electronics Company Site			LOCATION SKETCH
COMPLETION DATE: 10/4/2013	TOTAL DEPTH OF BOREHOLE: 290 Feet	MONITORING DEVICE: PID MiniRae 2000	GEOLOGIST / OFFICE: D. Kearsley/Whitehouse Station
			Northing: 657379.51'
			Easting: 512194.66'
DRILLING CONTRACTOR / DRILLER: Summit Drilling - R. Logel/B. Hough	DRILLING EQUIPMENT: Ingersoll Rand T2W	DRILLING METHOD / BIT: Air Rotary	
SAMPLING METHOD: Grab	DEPTH TO GROUNDWATER `98' bgs	GROUND SURFACE ELEVATION: 192.554 feet msl	PERMIT NO. E201313297
MEMO: Watchung Borough, East Drive ROW cul-de-sac			

DEPTH (Feet)	RECOVERY (feet)	BLOW COUNTS	PID (PPM)	SOIL DESCRIPTION Color, Texture, Moisture, Etc.	WELL CONSTRUCTION
25				25.0' - 30.0' Red brown CLAY, some silt, moist, no odor	
30				30.0' - 35.0' Red brown CLAY, some silt, moist, no odor	
35				35.0' - 38.0' Red brown CLAY, some silt, moist, no odor (slight odor @ 37' bgs) Driller Notes: @36'bgs water coming out of side of casing. Water pushing around outside.	
38				38.0' - 40.0' Medium brown medium-coarse SAND with some fine sand and silt, dry, no odor	
40				40.0' - 50.0' Medium brown medium-coarse SAND, dry, no odor.	
50				Driller notes hard @ 50' Top of weathered rock	

MONITORING WELL LOG

TETRA TECH

PROJECT NO.: 117-0507.488.11			WELL ID: **MW-1I**
PROJECT NAME: Former Lockheed Electronics Company Site			LOCATION SKETCH
COMPLETION DATE: 10/4/2013	TOTAL DEPTH OF BOREHOLE: 290 Feet	MONITORING DEVICE: PID MiniRae 2000	GEOLOGIST / OFFICE: D. Kearsley/Whitehouse Station
DRILLING CONTRACTOR / DRILLER: Summit Drilling - R. Logel/B. Hough	DRILLING EQUIPMENT: Ingersoll Rand T2W	DRILLING METHOD / BIT: Air Rotary	Northing: 657379.51'
SAMPLING METHOD: Grab	DEPTH TO GROUNDWATER `98' bgs	GROUND SURFACE ELEVATION: 192.554 feet msl	PERMIT NO. E201313297
MEMO: Watchung Borough, East Drive ROW cul-de-sac			Easting: 512194.66'

DEPTH (Feet)	RECOVERY (feet)	BLOW COUNTS	PID (PPM)	SOIL DESCRIPTION Color, Texture, Moisture, Etc.		WELL CONSTRUCTION
50						
51				50.0' - 51.0' Red brown medium-coarse SAND, dry, no odor, flakes of grey rock possibly carbonite deposits or weathered basalt	Stopped drilling @ 51 bgs	
52				51.0' - 53.0' Basalt, medium brown medium-coarse SAND with grey rock fragments	9/19/13 start drilling, bedrock @53' bgs. Switched to water to cut down on dust	
53				53.0' - 64.0' Red brown silty SANDSTONE fragments, top of bedrock @ 53.0'		
54						
55						
56						
57						
58						
59						
60						
61						
62						
63						
64			0.0		On 9/19/13 64' of 6" steel casing, PID 0.0 ppm	
65					9/20/13 Begin drilling @ 64' bgs	
66						
67						
68						
69						
70						
71				70.0' - 75.0' Red brown silty SANDSTONE		
72						
73						
74						
75						

MONITORING WELL LOG

TETRA TECH

			PROJECT NO.: 117-0507.488.11	WELL ID: **MW-1I**
			PROJECT NAME: Former Lockheed Electronics Company Site	LOCATION SKETCH
COMPLETION DATE: 10/4/2013	TOTAL DEPTH OF BOREHOLE: 290 Feet	MONITORING DEVICE: PID MiniRae 2000	GEOLOGIST / OFFICE: D. Kearsley/Whitehouse Station	Northing: 657379.51' Easting: 512194.66'
DRILLING CONTRACTOR / DRILLER: Summit Drilling - R. Logel/B. Hough		DRILLING EQUIPMENT: Ingersoll Rand T2W	DRILLING METHOD / BIT: Air Rotary	
SAMPLING METHOD: Grab	DEPTH TO GROUNDWATER `98' bgs	GROUND SURFACE ELEVATION: 192.554 feet msl	PERMIT NO. E201313297	
MEMO: Watchung Borough, East Drive ROW cul-de-sac				

DEPTH (Feet)	RECOVERY (feet)	BLOW COUNTS	PID (PPM)	SOIL DESCRIPTION Color, Texture, Moisture, Etc.	WELL CONSTRUCTION
75				75.0' - 80.0' Red brown silty SANDSTONE/SILTSTONE	
76					
77					
78					
79					
80				80.0' - 85.0' Red brown silty SANDSTONE/SILTSTONE	
81					
82					
83					
84					
85				85.0' - 90.0' Red brown silty SANDSTONE/SILTSTONE	
86					
87					
88					
89					
90				90.0' - 95.0' Red brown silty SANDSTONE/SILTSTONE	
91					
92					
93					
94					
95				95.0' - 100.0' Red brown silty SANDSTONE/SILTSTONE	
96					
97				Driller notes hitting water somewhere between 83' - 101' bgs. Transition from sandstone to siltstone/shale is where water started really coming in	
98					
99					
100					

MONITORING WELL LOG

TETRA TECH

PROJECT NO.: 117-0507.488.11			WELL ID: **MW-1I**
PROJECT NAME: Former Lockheed Electronics Company Site			LOCATION SKETCH
COMPLETION DATE: 10/4/2013	TOTAL DEPTH OF BOREHOLE: 290 Feet	MONITORING DEVICE: PID MiniRae 2000	GEOLOGIST / OFFICE: D. Kearsley/Whitehouse Station
			Northing: 657379.51'
			Easting: 512194.66'
DRILLING CONTRACTOR / DRILLER: Summit Drilling - R. Logel/B. Hough	DRILLING EQUIPMENT: Ingersoll Rand T2W	DRILLING METHOD / BIT: Air Rotary	
SAMPLING METHOD: Grab	DEPTH TO GROUNDWATER `98' bgs	GROUND SURFACE ELEVATION: 192.554 feet msl	PERMIT NO. E201313297
MEMO: Watchung Borough, East Drive ROW cul-de-sac			

DEPTH (Feet)	RECOVERY (feet)	BLOW COUNTS	PID (PPM)	SOIL DESCRIPTION Color, Texture, Moisture, Etc.	WELL CONSTRUCTION
100				100.0' - 105.0' Red brown SILTSTONE/SHALE, possibly fracture	
101					
102					
103					
104					
105				105.0' - 110.0' Red brown SILTSTONE/SHALE	
106					
107					
108					
109					
110				110.0' - 115.0' Red brown SILTSTONE/SHALE	
111					
112					
113					
114			3.3	PID @ 114' bgs 3.3 ppm	
115				115.0' - 120.0' Red brown SILTSTONE/SHALE	
116					
117					
118					
119					
120				120.0' - 125.0' Red brown SILTSTONE/SHALE	
121					
122					
123					
124					
125					

MONITORING WELL LOG

TETRA TECH

PROJECT NO.: 117-0507.488.11			WELL ID: **MW-1I**
PROJECT NAME: Former Lockheed Electronics Company Site			LOCATION SKETCH
COMPLETION DATE: 10/4/2013	TOTAL DEPTH OF BOREHOLE: 290 Feet	MONITORING DEVICE: PID MiniRae 2000	GEOLOGIST / OFFICE: D. Kearsley/Whitehouse Station
			Northing: 657379.51'
			Easting: 512194.66'
DRILLING CONTRACTOR / DRILLER: Summit Drilling - R. Logel/B. Hough	DRILLING EQUIPMENT: Ingersoll Rand T2W	DRILLING METHOD / BIT: Air Rotary	
SAMPLING METHOD: Grab	DEPTH TO GROUNDWATER `98' bgs	GROUND SURFACE ELEVATION: 192.554 feet msl	PERMIT NO. E201313297
MEMO: Watchung Borough, East Drive ROW cul-de-sac			

DEPTH (Feet)	RECOVERY (feet)	BLOW COUNTS	PID (PPM)	SOIL DESCRIPTION Color, Texture, Moisture, Etc.	WELL CONSTRUCTION
125				125.0' - 130.0' Red brown SILTSTONE/SHALE Driller notes hole is making lots of water	
126					
127					
128					
129					
130				130.0' - 135.0' Red brown SILTSTONE/SHALE	
131					
132					
133					
134					
135				135.0' - 140.0' Red brown SILTSTONE/SHALE	
136					
137					
138					
139					
140				140.0' - 145.0' Red brown SILTSTONE/SHALE	
141					
142					
143					
144					
145				145.0' - 150.0' Red brown SILTSTONE/SHALE	
146					
147					
148					
149					
150					

MONITORING WELL LOG

TETRA TECH

PROJECT NO.: 117-0507.488.11			WELL ID: **MW-1I**
PROJECT NAME: Former Lockheed Electronics Company Site			LOCATION SKETCH
COMPLETION DATE: 10/4/2013	TOTAL DEPTH OF BOREHOLE: 290 Feet	MONITORING DEVICE: PID MiniRae 2000	GEOLOGIST / OFFICE: D. Kearsley/Whitehouse Station
DRILLING CONTRACTOR / DRILLER: Summit Drilling - R. Logel/B. Hough	DRILLING EQUIPMENT: Ingersoll Rand T2W	DRILLING METHOD / BIT: Air Rotary	Northing: 657379.51'
SAMPLING METHOD: Grab	DEPTH TO GROUNDWATER `98' bgs	GROUND SURFACE ELEVATION: 192.554 feet msl	PERMIT NO. E201313297
MEMO: Watchung Borough, East Drive ROW cul-de-sac			Easting: 512194.66'

DEPTH (Feet)	RECOVERY (feet)	BLOW COUNTS	PID (PPM)	SOIL DESCRIPTION Color, Texture, Moisture, Etc.	WELL CONSTRUCTION
150				150.0' - 155.0' Red brown SILTSTONE/SHALE	
151					
152					
153					
154					
155				155.0' - 160.0' Red brown SILTSTONE/SHALE	
156					
157					
158					
159					
160				160.0' - 165.0' Red brown SILTSTONE/SHALE	
161					
162					
163					
164					
165				165.0' - 170.0' Red brown SILTSTONE/SHALE	
166					
167					
168					
169					
170				170.0' - 175.0' Red brown SILTSTONE/SHALE	
171					
172					
173					
174					
175					

MONITORING WELL LOG

TETRA TECH

		PROJECT NO.: 117-0507.488.11	WELL ID: **MW-1I**
		PROJECT NAME: Former Lockheed Electronics Company Site	LOCATION SKETCH
COMPLETION DATE: 10/4/2013	TOTAL DEPTH OF BOREHOLE: 290 Feet	MONITORING DEVICE: PID MiniRae 2000	GEOLOGIST / OFFICE: D. Kearsley/Whitehouse Station
			Northing: 657379.51'
			Easting: 512194.66'
DRILLING CONTRACTOR / DRILLER: Summit Drilling - R. Logel/B. Hough	DRILLING EQUIPMENT: Ingersoll Rand T2W	DRILLING METHOD / BIT: Air Rotary	
SAMPLING METHOD: Grab	DEPTH TO GROUNDWATER `98' bgs	GROUND SURFACE ELEVATION: 192.554 feet msl	PERMIT NO. E201313297
MEMO: Watchung Borough, East Drive ROW cul-de-sac			

DEPTH (Feet)	RECOVERY (feet)	BLOW COUNTS	PID (PPM)	SOIL DESCRIPTION Color, Texture, Moisture, Etc.	WELL CONSTRUCTION
175				175.0' - 180.0' Red brown SILTSTONE/SHALE	
176					
177					
178					
179					
180				180.0' - 185.0' Red brown SILTSTONE/SHALE	
181					
182					
183					
184					
185				185.0' - 190.0' Red brown SILTSTONE/SHALE	
186					
187					
188					
189					
190				190.0' - 195.0' Red brown SILTSTONE/SHALE	
191					
192					
193					
194					
195				195.0' - 200.0' Red brown SILTSTONE/SHALE	
196					
197					
198					
199					
200					

MONITORING WELL LOG

TETRA TECH

PROJECT NO.: 117-0507.488.11			WELL ID: **MW-1I**
PROJECT NAME: Former Lockheed Electronics Company Site			LOCATION SKETCH
COMPLETION DATE: 10/4/2013	TOTAL DEPTH OF BOREHOLE: 290 Feet	MONITORING DEVICE: PID MiniRae 2000	GEOLOGIST / OFFICE: D. Kearsley/Whitehouse Station
			Northing: 657379.51'
			Easting: 512194.66'
DRILLING CONTRACTOR / DRILLER: Summit Drilling - R. Logel/B. Hough	DRILLING EQUIPMENT: Ingersoll Rand T2W	DRILLING METHOD / BIT: Air Rotary	
SAMPLING METHOD: Grab	DEPTH TO GROUNDWATER `98' bgs	GROUND SURFACE ELEVATION: 192.554 feet msl	PERMIT NO. E201313297
MEMO: Watchung Borough, East Drive ROW cul-de-sac			

DEPTH (Feet)	RECOVERY (feet)	BLOW COUNTS	PID (PPM)	SOIL DESCRIPTION Color, Texture, Moisture, Etc.	WELL CONSTRUCTION
200				200.0' - 205.0' light Red SHALE, friable — Driller notes hole is making apx. 15 gals/min. Formation remains soft and easy drilling. Turned into real soft shale @ 200' bgs	
205				205.0' - 210.0' Red SHALE with some silt	
210				210.0' - 215.0' Red SHALE with some silt	
215				215.0' - 220.0' Red SHALE with some silt	
220				220.0' - 225.0' Red SHALE with some silt	
225					

MONITORING WELL LOG

TETRA TECH

			PROJECT NO.: 117-0507.488.11	WELL ID: **MW-1I**
			PROJECT NAME: Former Lockheed Electronics Company Site	LOCATION SKETCH
COMPLETION DATE: 10/4/2013	TOTAL DEPTH OF BOREHOLE: 290 Feet	MONITORING DEVICE: PID MiniRae 2000	GEOLOGIST / OFFICE: D. Kearsley/Whitehouse Station	Northing: 657379.51' Easting: 512194.66'
DRILLING CONTRACTOR / DRILLER: Summit Drilling - R. Logel/B. Hough		DRILLING EQUIPMENT: Ingersoll Rand T2W	DRILLING METHOD / BIT: Air Rotary	
SAMPLING METHOD: Grab	DEPTH TO GROUNDWATER `98' bgs	GROUND SURFACE ELEVATION: 192.554 feet msl	PERMIT NO. E201313297	
MEMO: Watchung Borough, East Drive ROW cul-de-sac				

DEPTH (Feet)	RECOVERY (feet)	BLOW COUNTS	PID (PPM)	SOIL DESCRIPTION Color, Texture, Moisture, Etc.	WELL CONSTRUCTION
225				225.0' - 230.0' Red brown silty SHALE — Driller notes hole seems to be making more water @ 225' bgs. Possibly hit more fractures	
226					
227					
228					
229					
230				230.0' - 235.0' Red brown silty SHALE	
231					
232					
233					
234					
235				235.0' - 240.0' Red brown silty SHALE	
236					
237					
238					
239					
240				240.0' - 245.0' Red brown silty SHALE	
241					
242					
243					
244					
245				245.0' - 250.0' Red brown SILTSTONE/SHALE — Drilling seemed to be slightly harder @ 245' bgs	
246					
247					
248					
249					
250					

MONITORING WELL LOG

TETRA TECH

PROJECT NO.: 117-0507.488.11			WELL ID: **MW-1I**
PROJECT NAME: Former Lockheed Electronics Company Site			LOCATION SKETCH
COMPLETION DATE: 10/4/2013	TOTAL DEPTH OF BOREHOLE: 290 Feet	MONITORING DEVICE: PID MiniRae 2000	GEOLOGIST / OFFICE: D. Kearsley/Whitehouse Station
			Northing: 657379.51'
			Easting: 512194.66'
DRILLING CONTRACTOR / DRILLER: Summit Drilling - R. Logel/B. Hough	DRILLING EQUIPMENT: Ingersoll Rand T2W	DRILLING METHOD / BIT: Air Rotary	
SAMPLING METHOD: Grab	DEPTH TO GROUNDWATER `98' bgs	GROUND SURFACE ELEVATION: 192.554 feet msl	PERMIT NO. E201313297
MEMO: Watchung Borough, East Drive ROW cul-de-sac			

DEPTH (Feet)	RECOVERY (feet)	BLOW COUNTS	PID (PPM)	SOIL DESCRIPTION Color, Texture, Moisture, Etc.	WELL CONSTRUCTION
250				250.0' - 255.0' Red brown SILTSTONE	
255				255.0' - 260.0' Red brown SILTSTONE	
260				260.0' - 265.0' Red brown SILTSTONE	
265				265.0' - 270.0' Red brown SILTSTONE	
270				270.0' - 275.0' Red brown SILTSTONE	
275					

MONITORING WELL LOG

TETRA TECH

PROJECT NO.: 117-0507.488.11			WELL ID: **MW-1I**
PROJECT NAME: Former Lockheed Electronics Company Site			LOCATION SKETCH
COMPLETION DATE: 10/4/2013	TOTAL DEPTH OF BOREHOLE: 290 Feet	MONITORING DEVICE: PID MiniRae 2000	GEOLOGIST / OFFICE: D. Kearsley/Whitehouse Station
DRILLING CONTRACTOR / DRILLER: Summit Drilling - R. Logel/B. Hough	DRILLING EQUIPMENT: Ingersoll Rand T2W	DRILLING METHOD / BIT: Air Rotary	Northing: 657379.51'
SAMPLING METHOD: Grab	DEPTH TO GROUNDWATER `98' bgs	GROUND SURFACE ELEVATION: 192.554 feet msl	PERMIT NO. E201313297
MEMO: Watchung Borough, East Drive ROW cul-de-sac			Easting: 512194.66'

DEPTH (Feet)	RECOVERY (feet)	BLOW COUNTS	PID (PPM)	SOIL DESCRIPTION Color, Texture, Moisture, Etc.	WELL CONSTRUCTION
275					
276				275.0' - 280.0' Red brown SILTSTONE	
277					
278					
279					
280				280.0' - 285.0' Red brown SILTSTONE	
281					
282					
283					
284					
285				285.0' - 290.0' Red brown SILTSTONE	
286					
287					
288					
289					
290					
291				End of Boring @ 290' ft. bgs.	
292					
293					
294					
295					
296					
297					
298					
299					
300					

MONITORING WELL LOG

TETRA TECH

	PROJECT NO.: 117-0507.488.11		WELL ID: **MW-1I**
	PROJECT NAME: Former Lockheed Electronics Company Site		LOCATION SKETCH
COMPLETION DATE: 10/4/2013	TOTAL DEPTH OF BOREHOLE: 290 Feet	MONITORING DEVICE: PID MiniRae 2000	GEOLOGIST / OFFICE: D. Kearsley/Whitehouse Station
			Northing: 657379.51'
			Easting: 512194.66'
DRILLING CONTRACTOR / DRILLER: Summit Drilling - R. Logel/B. Hough	DRILLING EQUIPMENT: Ingersoll Rand T2W	DRILLING METHOD / BIT: Air Rotary	
SAMPLING METHOD: Grab	DEPTH TO GROUNDWATER `98' bgs	GROUND SURFACE ELEVATION: 192.554 feet msl	PERMIT NO. E201313297
MEMO: Watchung Borough, East Drive ROW cul-de-sac			

DEPTH (Feet)	RECOVERY (feet)	BLOW COUNTS	PID (PPM)	SOIL DESCRIPTION Color, Texture, Moisture, Etc.	WELL CONSTRUCTION
300					
301				**Well Construction:**	
302				10" diameter steel casing set in place to 51'bgs.	
303				6" diameter steel casing set to 64'bgs.	
304				The annulus between the borehole and the 6" casing was tremie grouted from the bottom to near ground surface and allowed to cure a minimum of 12 hours to secure the casing in the borehole.	
305				Back grouted borehole from bottom to 264' bgs.	
306				Bentonite from 261'bgs - 264'bgs.	
307				Sand from 255'bgs-261'bgs.	
308				10 feet of 2-inch diameter (0.020-inch slot) SCH 40 PVC screen set at 245-255 ft bgs.	
309				2-inch diameter SCH 40 PVC riser set from 245ft bgs (top of screen) to ground surface.	
310				The annulus between the borehole and the 2-inch screen was filter packed with No. 2 silica sand from	
311				the bottom of the screen to approximately 2 feet above the top of screen (243'-255'), followed by approximately 2 feet of No. 00 silica sand (241'-243' bgs).	
312				The remaining annulur space was tremie grouted with cement-bentonite grout from the top of the No	
313				00 sand to ground surface in approximate 100 foot lifts to minimize potential for melting the PVC riser as the grout cured.	
314				Well completed at ground surface with a flush mount steel protective casing and an expandable inner	
315				cap and lock.	
316				Cement-bentonite grout placed via tremie from bottom of borehole from 260'-290'' ft bgs. in 100' lifts.	
317					
318					
319					
320					
321					
322					
323					
324					
325					

MONITORING WELL LOG

TETRA TECH

PROJECT NO.: 117-0507.488.11			WELL ID: **MW-2I**
PROJECT NAME: Former Lockheed Electronics Company Site			LOCATION SKETCH
COMPLETION DATE: 10/9/2013	TOTAL DEPTH OF BOREHOLE: 98 Feet	MONITORING DEVICE: PID MiniRae 2000	GEOLOGIST / OFFICE: C. Natter/Whitehouse Station
			Northing: 652045.15
			Easting: 511521.54
DRILLING CONTRACTOR / DRILLER: Summit Drilling - M. Lare/B. Hough	DRILLING EQUIPMENT: Ingersoll Rand T2W	DRILLING METHOD / BIT: Air Rotary	
SAMPLING METHOD: Grab	DEPTH TO GROUNDWATER ~18'bgs	GROUND SURFACE ELEVATION: 97.264 feet msl	PERMIT NO. E201313299
MEMO: Monitoring well located in sidewalk right of way adjacent to Allen Place, North Plainfield, NJ			

DEPTH (Feet)	RECOVERY (feet)	BLOW COUNTS	PID (PPM)	SOIL DESCRIPTION Color, Texture, Moisture, Etc.	WELL CONSTRUCTION
15				15.0' - 20.0' Red brown fine-coarse SAND with some gravel	
20				20.0' - 25.0' Red brown fine-coarse SAND and gravel, quartz pebbles, moist	

MONITORING WELL LOG

TETRA TECH

PROJECT NO.: 117-0507.488.11			WELL ID: **MW-2I**
PROJECT NAME: Former Lockheed Electronics Company Site			LOCATION SKETCH
COMPLETION DATE: 10/9/2013	TOTAL DEPTH OF BOREHOLE: 98 Feet	MONITORING DEVICE: PID MiniRae 2000	GEOLOGIST / OFFICE: C. Natter/Whitehouse Station
			Northing: 652045.15
			Easting: 511521.54
DRILLING CONTRACTOR / DRILLER: Summit Drilling - M. Lare/B. Hough	DRILLING EQUIPMENT: Ingersoll Rand T2W	DRILLING METHOD / BIT: Air Rotary	
SAMPLING METHOD: Grab	DEPTH TO GROUNDWATER ~18'bgs	GROUND SURFACE ELEVATION: 97.264 feet msl	PERMIT NO. E201313299
MEMO: Monitoring well located in sidewalk right of way adjacent to Allen Place, North Plainfield, NJ			

DEPTH (Feet)	RECOVERY (feet)	BLOW COUNTS	PID (PPM)	SOIL DESCRIPTION Color, Texture, Moisture, Etc.	WELL CONSTRUCTION
25				25.0' - 30.0' Red brown fine-coarse SAND, some gravel	
26					
27					
28					
29					
30					
31				30.0' - 32.0' Red brown fine-coarse SAND, little silt, clay, wet	
32					
33				32.0' - 35.0' Red brown fine-coarse SAND, little silt/clay, little gravel, dry — Driller notes weathered rock @ 32' bgs	
34					
35					
36				35.0' - 46.0' Red brown SAND, little silt/clay, gravel, wet	
37					
38					
39					
40					
41					
42					
43					
44					
45					
46					
47				46.0' - 48.0' Hit bedrock (SHALE) — Bedrock @48' bgs	
48					
49					
50					

MONITORING WELL LOG

TETRA TECH

PROJECT NO.: 117-0507.488.11			WELL ID: **MW-2I**
PROJECT NAME: Former Lockheed Electronics Company Site			LOCATION SKETCH
COMPLETION DATE: 10/9/2013	TOTAL DEPTH OF BOREHOLE: 98 Feet	MONITORING DEVICE: PID MiniRae 2000	GEOLOGIST / OFFICE: C. Natter/Whitehouse Station
			Northing: 652045.15
			Easting: 511521.54
DRILLING CONTRACTOR / DRILLER: Summit Drilling - M. Lare/B. Hough	DRILLING EQUIPMENT: Ingersoll Rand T2W	DRILLING METHOD / BIT: Air Rotary	
SAMPLING METHOD: Grab	DEPTH TO GROUNDWATER ~18'bgs	GROUND SURFACE ELEVATION: 97.264 feet msl	PERMIT NO. E201313299
MEMO: Monitoring well located in sidewalk right of way adjacent to Allen Place, North Plainfield, NJ			

DEPTH (Feet)	RECOVERY (feet)	BLOW COUNTS	PID (PPM)	SOIL DESCRIPTION Color, Texture, Moisture, Etc.	WELL CONSTRUCTION
50				50.0' - 65.0' Red brown, cuttings are bits of SHALE	
51					
52					
53					
54					
55					
56					
57					
58					
59				Driller notes that he is going to put casing in to ~58' bgs	
60					
61					
62					
63					
64					
65					
66				65.0' - 70.0' Broken SHALE pieces, trace amounts of quartz pebbles	
67					
68					
69					
70					
71				70.0' - 72.0' Continuous water flow produced	
72					
73					
74					
75					

MONITORING WELL LOG

TETRA TECH

PROJECT NO.: 117-0507.488.11			WELL ID: **MW-2I**
PROJECT NAME: Former Lockheed Electronics Company Site			LOCATION SKETCH
COMPLETION DATE: 10/9/2013	TOTAL DEPTH OF BOREHOLE: 98 Feet	MONITORING DEVICE: PID MiniRae 2000	GEOLOGIST / OFFICE: C. Natter/Whitehouse Station
DRILLING CONTRACTOR / DRILLER: Summit Drilling - M. Lare/B. Hough	DRILLING EQUIPMENT: Ingersoll Rand T2W	DRILLING METHOD / BIT: Air Rotary	Northing: 652045.15
SAMPLING METHOD: Grab	DEPTH TO GROUNDWATER ~18'bgs	GROUND SURFACE ELEVATION: 97.264 feet msl	PERMIT NO. E201313299
MEMO: Monitoring well located in sidewalk right of way adjacent to Allen Place, North Plainfield, NJ			Easting: 511521.54

DEPTH (Feet)	RECOVERY (feet)	BLOW COUNTS	PID (PPM)	SOIL DESCRIPTION Color, Texture, Moisture, Etc.	WELL CONSTRUCTION
75				75.0' - 98.0' Producing steady flow of water	
76					
77					
78					
79					
80					
81					
82					
83					
84					
85					
86					
87					
88					
89					
90					
91					
92					
93					
94					
95					
96					
97					
98					
99				End of Boring @ 98' ft. bgs.	
100					

MONITORING WELL LOG

TETRA TECH

	PROJECT NO.: 117-0507.488.11		WELL ID: **MW-2I**
	PROJECT NAME: Former Lockheed Electronics Company Site		LOCATION SKETCH
COMPLETION DATE: 10/9/2013	TOTAL DEPTH OF BOREHOLE: 98 Feet	MONITORING DEVICE: PID MiniRae 2000	GEOLOGIST / OFFICE: C. Natter/Whitehouse Station
			Northing: 652045.15
			Easting: 511521.54
DRILLING CONTRACTOR / DRILLER: Summit Drilling - M. Lare/B. Hough	DRILLING EQUIPMENT: Ingersoll Rand T2W	DRILLING METHOD / BIT: Air Rotary	
SAMPLING METHOD: Grab	DEPTH TO GROUNDWATER ~18'bgs	GROUND SURFACE ELEVATION: 97.264 feet msl	PERMIT NO. E201313299
MEMO: Monitoring well located in sidewalk right of way adjacent to Allen Place, North Plainfield, NJ			

DEPTH (Feet)	RECOVERY (feet)	BLOW COUNTS	PID (PPM)	SOIL DESCRIPTION Color, Texture, Moisture, Etc.	WELL CONSTRUCTION
100					
101				**Well Construction:**	
				10" diameter steel casing set in place to 48'bgs.	
102					
				6" diameter steel casing set to 58'bgs.	
103					
				The annulus between the borehole and the 6" casing was tremie grouted from the bottom to near	
104				ground surface and allowed to cure a minimum of 12 hours to secure the casing in the borehole.	
105				10 feet of 2-inch diameter (0.020-inch slot) SCH 40 PVC screen set at 88-98 ft bgs.	
106				2-inch diameter SCH 40 PVC riser set from 88ft bgs (top of screen) to ground surface.	
107				The annulus between the boreholde and the 2-inch screen was filter packed with No. 2 silica sand	
				from the botom of the screen to approximately 2 feet above the top of screen (86'-98'bgs),	
108				followed by approximately 2 feet of No. 00 silica sand (84'-86'bgs).	
109				The remaining annulur space was tremie grouted with cement-bentonite grout from the top of the	
				No 00 sand to ground surface (0-86'bgs).	
110					
				Well completed at ground surface with a flush mount steel protective casing and an expandable	
111				inner cap and lock.	
112					
113					
114					
115					
116					
117					
118					
119					
120					
121					
122					
123					
124					
125					

MONITORING WELL LOG

TETRA TECH

PROJECT NO.: 117-0507.488.11			WELL ID: **MW-2D**
PROJECT NAME: Former Lockheed Electronics Company Site			LOCATION SKETCH
COMPLETION DATE: 10/7/2013	TOTAL DEPTH OF BOREHOLE: 198 Feet	MONITORING DEVICE: PID MiniRae 2000	GEOLOGIST / OFFICE: D. Kearsley/Whitehouse Station
DRILLING CONTRACTOR / DRILLER: Summit Drilling - M. Lare/B. Hough	DRILLING EQUIPMENT: Ingersoll Rand T2W	DRILLING METHOD / BIT: Air Rotary	Northing: 652051.35
SAMPLING METHOD: Grab	DEPTH TO GROUNDWATER ~19' bgs	GROUND SURFACE ELEVATION: 97.325 feet msl	PERMIT NO. E201313300
MEMO: Monitoring well located in sidewalk right of way adjacent to Allen Place, North Plainfield, NJ			Easting: 511513.54

DEPTH (Feet)	RECOVERY (feet)	BLOW COUNTS	PID (PPM)	SOIL DESCRIPTION Color, Texture, Moisture, Etc.	WELL CONSTRUCTION
				0.0 '- 0.6' Topsoil, vegetation — Start 9/26/13	
				0.6' - 5.0' Medium brown fine-coarse SAND with rounded cobbles and trace silt, dry, no odor	
				10.0' - 15.0' Red brown medium-coarse SAND with trace fine-coarse gravel, dry, no odor	
				15.0' - 16.0' Red brown medium-coarse SAND with trace fine-coarse gravel, dry, no odor.	
			0.0	At 16.0' bgs soil started getting wet PID @ 17.0' bgs 0.0 ppm 9/27/13 start drilling @17.0 bgs	
				20.0' - 25.0' Red brown SILT with fine-coarse sand, some fine gravel, wet, no odor	

MONITORING WELL LOG

TETRA TECH

PROJECT NO.: 117-0507.488.11			WELL ID: **MW-2D**
PROJECT NAME: Former Lockheed Electronics Company Site			LOCATION SKETCH
COMPLETION DATE: 10/7/2013	TOTAL DEPTH OF BOREHOLE: 198 Feet	MONITORING DEVICE: PID MiniRae 2000	GEOLOGIST / OFFICE: D. Kearsley/Whitehouse Station
DRILLING CONTRACTOR / DRILLER: Summit Drilling - M. Lare/B. Hough	DRILLING EQUIPMENT: Ingersoll Rand T2W	DRILLING METHOD / BIT: Air Rotary	Northing: 652051.35 Easting: 511513.54
SAMPLING METHOD: Grab	DEPTH TO GROUNDWATER ~19' bgs	GROUND SURFACE ELEVATION: 97.325 feet msl	PERMIT NO. E201313300
MEMO: Monitoring well located in sidewalk right of way adjacent to Allen Place, North Plainfield, NJ			

DEPTH (Feet)	RECOVERY (feet)	BLOW COUNTS	PID (PPM)	SOIL DESCRIPTION Color, Texture, Moisture, Etc.	WELL CONSTRUCTION
25				25.0' - 30.0' Red brown SILT with fine-coarse sand, little fine gravel, wet, no odor	
30				30.0' - 35.0' Red brown SILT with medium-coarse sand, medium gravel, some weathered shale, moist, no odor Driller notes weathered rock zone started @ ~32' bgs	
35				35.0' - 36.0' Red brown SILT with medium-coarse grave weathered shale, dry, no odor	
36				36.0' - 40.0' Red brown SILT with fine-medium gravel, weathered shale and trace basalt fragments, basalt fragments were angular, dry, no odor	
40				40.0' - 45.0' Red brown SILT with trace clay, medium-coarse gravel, weathered shale, dry to slightly moist, no odor Driller hooked water line to rig @ 40' bgs	
45				45.0' - 48.0' Red brown SILT with weathered shale	
48				48.0' - 50.0' Red brown SANDSTONE with silt. Top of Bedrock Drilling started getting hard @ 48' bgs Top of bedrock @49'bgs	
50					

MONITORING WELL LOG

TETRA TECH

PROJECT NO.: 117-0507.488.11			WELL ID: **MW-2D**
PROJECT NAME: Former Lockheed Electronics Company Site			LOCATION SKETCH
COMPLETION DATE: 10/7/2013	TOTAL DEPTH OF BOREHOLE: 198 Feet	MONITORING DEVICE: PID MiniRae 2000	GEOLOGIST / OFFICE: D. Kearsley/Whitehouse Station
DRILLING CONTRACTOR / DRILLER: Summit Drilling - M. Lare/B. Hough	DRILLING EQUIPMENT: Ingersoll Rand T2W	DRILLING METHOD / BIT: Air Rotary	Northing: 652051.35 Easting: 511513.54
SAMPLING METHOD: Grab	DEPTH TO GROUNDWATER ~19' bgs	GROUND SURFACE ELEVATION: 97.325 feet msl	PERMIT NO. E201313300
MEMO: Monitoring well located in sidewalk right of way adjacent to Allen Place, North Plainfield, NJ			

DEPTH (Feet)	RECOVERY (feet)	BLOW COUNTS	PID (PPM)	SOIL DESCRIPTION Color, Texture, Moisture, Etc.	WELL CONSTRUCTION
50					
51				50.0' - 55.0' Red brown SANDSTONE with some silty and shale fragments	
52					
53					
54					
55					
56				55.0' - 60.0' Red brown silty SANDSTONE with some shale fragments	
57				Driller notes installed 59' of 6" casing into bedrock	
58					
59				9/30/13 Driller Roger Logel, start drilling @ 59' bgs using water for drilling	
60					
61				60.0' - 65.0' Red brown silty SANDSTONE with trace shale	
62					
63					
64					
65				65.0' - 70.0' Red brown silty SANDSTONE with trace shale	
66					
67					
68					
69					
70					
71				70.0' - 75.0' Red brown silty SANDSTONE with trace shale, wet, no odor	
72				At around 70' bgs picked up a lot of water, Approx. 20 gals/min	
73					
74					
75					

MONITORING WELL LOG

TETRA TECH

PROJECT NO.: 117-0507.488.11			WELL ID: **MW-2D**
PROJECT NAME: Former Lockheed Electronics Company Site			LOCATION SKETCH
COMPLETION DATE: 10/7/2013	TOTAL DEPTH OF BOREHOLE: 198 Feet	MONITORING DEVICE: PID MiniRae 2000	GEOLOGIST / OFFICE: D. Kearsley/Whitehouse Station
DRILLING CONTRACTOR / DRILLER: Summit Drilling - M. Lare/B. Hough	DRILLING EQUIPMENT: Ingersoll Rand T2W	DRILLING METHOD / BIT: Air Rotary	Northing: 652051.35
SAMPLING METHOD: Grab	DEPTH TO GROUNDWATER ~19' bgs	GROUND SURFACE ELEVATION: 97.325 feet msl	PERMIT NO. E201313300
MEMO: Monitoring well located in sidewalk right of way adjacent to Allen Place, North Plainfield, NJ			Easting: 511513.54

DEPTH (Feet)	RECOVERY (feet)	BLOW COUNTS	PID (PPM)	SOIL DESCRIPTION Color, Texture, Moisture, Etc.		WELL CONSTRUCTION
75				75.0' - 80.0' Red brown silty SANDSTONE with trace shale, wet, no odor	At around 75' bgs more water, up to about 30 gals/min	
76						
77						
78						
79						
80				80.0' - 85.0' Red brown silty SANDSTONE, trace shale, wet, no odor		
81						
82						
83						
84					At ~83' bgs making about 30 gals/min	
85						
86				85.0' - 90.0' Red brown silty SANDSTONE, trace shale, wet, no odor		
87						
88						
89						
90						
91				90.0' - 95.0' Red brown silty SANDSTONE, trace shale, wet, no odor	At ~90' bgs picked up a little more water, ~35 gals/min	
92						
93						
94						
95						
96				95.0' - 100.0' Red brown silty SANDSTONE, trace shale, wet, no odor		
97						
98						
99						
100						

MONITORING WELL LOG

TETRA TECH

		PROJECT NO.: 117-0507.488.11		WELL ID: **MW-2D**
		PROJECT NAME: Former Lockheed Electronics Company Site		LOCATION SKETCH
COMPLETION DATE: 10/7/2013	TOTAL DEPTH OF BOREHOLE: 198 Feet	MONITORING DEVICE: PID MiniRae 2000	GEOLOGIST / OFFICE: D. Kearsley/Whitehouse Station	Northing: 652051.35 Easting: 511513.54
DRILLING CONTRACTOR / DRILLER: Summit Drilling - M. Lare/B. Hough		DRILLING EQUIPMENT: Ingersoll Rand T2W	DRILLING METHOD / BIT: Air Rotary	
SAMPLING METHOD: Grab	DEPTH TO GROUNDWATER ~19' bgs	GROUND SURFACE ELEVATION: 97.325 feet msl	PERMIT NO. E201313300	
MEMO: Monitoring well located in sidewalk right of way adjacent to Allen Place, North Plainfield, NJ				

DEPTH (Feet)	RECOVERY (feet)	BLOW COUNTS	PID (PPM)	SOIL DESCRIPTION Color, Texture, Moisture, Etc.	WELL CONSTRUCTION
100				100.0' - 105.0' Red brown silty SANDSTONE, wet, no odor — Driller notes drilled through a little bit of a harder lense @ 100' bgs	
101					
102					
103					
104				Driller is using no down pressure to try and alleviate deviation	
105					
106				105.0' - 110.0' Red brown silty SANDSTONE, wet, no odor	
107					
108					
109					
110					
111				110.0' - 115.0' Red brown silty SANDSTONE, wet, no odor	
112					
113					
114					
115					
116				115.0' - 120.0' Red brown silty SANDSTONE, wet, no odor	
117					
118					
119					
120					
121				120.0' - 125.0' Red brown silty SANDSTONE, wet, no odor	
122					
123					
124					
125					

MONITORING WELL LOG

TETRA TECH

PROJECT NO.: 117-0507.488.11			WELL ID: **MW-2D**
PROJECT NAME: Former Lockheed Electronics Company Site			LOCATION SKETCH
COMPLETION DATE: 10/7/2013	TOTAL DEPTH OF BOREHOLE: 198 Feet	MONITORING DEVICE: PID MiniRae 2000	GEOLOGIST / OFFICE: D. Kearsley/Whitehouse Station
DRILLING CONTRACTOR / DRILLER: Summit Drilling - M. Lare/B. Hough	DRILLING EQUIPMENT: Ingersoll Rand T2W	DRILLING METHOD / BIT: Air Rotary	Northing: 652051.35
SAMPLING METHOD: Grab	DEPTH TO GROUNDWATER ~19' bgs	GROUND SURFACE ELEVATION: 97.325 feet msl	PERMIT NO. E201313300
MEMO: Monitoring well located in sidewalk right of way adjacent to Allen Place, North Plainfield, NJ			Easting: 511513.54

DEPTH (Feet)	RECOVERY (feet)	BLOW COUNTS	PID (PPM)	SOIL DESCRIPTION Color, Texture, Moisture, Etc.	WELL CONSTRUCTION
125				125.0' - 130.0' Red brown silty SANDSTONE with shale fragments, fine grained friable, wet, no odor	
126					
127					
128					
129					
130				130.0' - 135.0' Red brown silty SANDSTONE with shale fragments, fine grained friable, wet, no odor	
131					
132					
133					
134					
135				135.0' - 140.0' Red brown silty SANDSTONE with shale fragments, fine grained friable, wet, no odor	
136					
137					
138					
139					
140				140.0' - 145.0' Red brown silty SANDSTONE with shale fragments, fine grained friable, wet, no odor — Driller notes began to use more down pressure. Rock is hard @ about 140' bgs	
141					
142					
143					
144					
145					
146				145.0' - 150.0' Red brown silty SANDSTONE with shale fragments, fine grained friable, wet, no odor	
147					
148					
149					
150					

MONITORING WELL LOG

TETRA TECH

PROJECT NO.: 117-0507.488.11			WELL ID: **MW-2D**
PROJECT NAME: Former Lockheed Electronics Company Site			LOCATION SKETCH
COMPLETION DATE: 10/7/2013	TOTAL DEPTH OF BOREHOLE: 198 Feet	MONITORING DEVICE: PID MiniRae 2000	GEOLOGIST / OFFICE: D. Kearsley/Whitehouse Station
DRILLING CONTRACTOR / DRILLER: Summit Drilling - M. Lare/B. Hough	DRILLING EQUIPMENT: Ingersoll Rand T2W	DRILLING METHOD / BIT: Air Rotary	Northing: 652051.35
SAMPLING METHOD: Grab	DEPTH TO GROUNDWATER ~19' bgs	GROUND SURFACE ELEVATION: 97.325 feet msl	PERMIT NO. E201313300
MEMO: Monitoring well located in sidewalk right of way adjacent to Allen Place, North Plainfield, NJ			Easting: 511513.54

DEPTH (Feet)	RECOVERY (feet)	BLOW COUNTS	PID (PPM)	SOIL DESCRIPTION Color, Texture, Moisture, Etc.	WELL CONSTRUCTION
150				150.0' - 155.0' Red brown silty SANDSTONE with shale fragments, fine grained friable, wet, no odor	
151					
152					
153					
154					
155					
156				155.0' - 160.0' Red brown silty SANDSTONE with shale fragments, fine grained friable, wet, no odor	
157					
158					
159					
160					
161				160.0' - 165.0' Red brown silty SANDSTONE with shale fragments, fine grained friable, wet, no odor — Driller notes @ about 160' bgs drilling got a little softer	
162					
163					
164					
165					
166				165.0' - 170.0' Red brown silty SANDSTONE with shale fragments, fine grained friable, wet, no odor	
167					
168					
169				Started to get hard again @ 168' bgs	
170					
171				170.0' - 175.0' Red brown silty SANDSTONE with shale fragments, fine grained friable, wet, no odor	
172					
173					
174					
175					

MONITORING WELL LOG

TETRA TECH

PROJECT NO.: 117-0507.488.11			WELL ID: **MW-2D**
PROJECT NAME: Former Lockheed Electronics Company Site			LOCATION SKETCH
COMPLETION DATE: 10/7/2013	TOTAL DEPTH OF BOREHOLE: 198 Feet	MONITORING DEVICE: PID MiniRae 2000	GEOLOGIST / OFFICE: D. Kearsley/Whitehouse Station
DRILLING CONTRACTOR / DRILLER: Summit Drilling - M. Lare/B. Hough	DRILLING EQUIPMENT: Ingersoll Rand T2W	DRILLING METHOD / BIT: Air Rotary	Northing: 652051.35 Easting: 511513.54
SAMPLING METHOD: Grab	DEPTH TO GROUNDWATER ~19' bgs	GROUND SURFACE ELEVATION: 97.325 feet msl	PERMIT NO. E201313300
MEMO: Monitoring well located in sidewalk right of way adjacent to Allen Place, North Plainfield, NJ			

DEPTH (Feet)	RECOVERY (feet)	BLOW COUNTS	PID (PPM)	SOIL DESCRIPTION Color, Texture, Moisture, Etc.	WELL CONSTRUCTION
175				175.0' - 180.0' Red brown silty SANDSTONE, wet, no odor	
180				180.0' - 185.0' Red brown silty SANDSTONE, wet, no odor Driller notes softened up @ 182' bgs Fracture @ 185' bgs, making ~50 gals/min @185' bgs	
185				185.0' - 190.0' Red brown silty SANDSTONE, trace shale, friable, wet, no odor	
190				190.0' - 195.0' Red brown silty SANDSTONE, trace shale, friable, wet, no odor	
195				195.0' - 198.0' Red brown silty SANDSTONE, trace shale, friable, wet, no odor	
198				End of boring @ 198'	
200					

MONITORING WELL LOG

TETRA TECH

	PROJECT NO.: 117-0507.488.11		WELL ID: **MW-2D**
	PROJECT NAME: Former Lockheed Electronics Company Site		LOCATION SKETCH
COMPLETION DATE: 10/7/2013	TOTAL DEPTH OF BOREHOLE: 198 Feet	MONITORING DEVICE: PID MiniRae 2000	GEOLOGIST / OFFICE: D. Kearsley/Whitehouse Station
DRILLING CONTRACTOR / DRILLER: Summit Drilling - M. Lare/B. Hough	DRILLING EQUIPMENT: Ingersoll Rand T2W	DRILLING METHOD / BIT: Air Rotary	Northing: 652051.35
SAMPLING METHOD: Grab	DEPTH TO GROUNDWATER ~19' bgs	GROUND SURFACE ELEVATION: 97.325 feet msl	PERMIT NO. E201313300
MEMO: Monitoring well located in sidewalk right of way adjacent to Allen Place, North Plainfield, NJ			Easting: 511513.54

DEPTH (Feet)	RECOVERY (feet)	BLOW COUNTS	PID (PPM)	SOIL DESCRIPTION Color, Texture, Moisture, Etc.	WELL CONSTRUCTION
200					
201					
202					
203					
204					
205					
206				**Well Construction:** 10" diameter steel casing set in place to 48'bgs.	
207				6" diameter steel casing set to 59'bgs.	
208				The annulus between the borehole and the 6" casing was tremie grouted from the bottom to near ground surface and allowed to cure a minimum of 12 hours to secure the casing in the borehole.	
209				10 feet of 2-inch diameter (0.020-inch slot) SCH 40 PVC screen set at 188-198 ft bgs.	
210				2-inch diameter SCH 40 PVC riser set from 188ft bgs (top of screen) to ground surface.	
211				The annulus between the borehole and the 2-inch screen was filter packed with No. 2 silica sand	
212				from the bottom of the screen to approximately 2 feet above the top of screen (186'-198' bgs), followed by approximately 2 feet of No. 00 silica sand (184'-186' bgs).	
213				The remaining annulur space was tremie grouted with cement-bentonite grout from the top of the	
214				No 00 sand to ground surface.	
215				Well completed at ground surface with a flush mount steel protective casing and an expandable inner cap and lock.	
216					
217					
218					
219					
220					
221					
222					
223					
224					
225					

MONITORING WELL LOG

TETRA TECH

PROJECT NO.: 117-0507.488.11			WELL ID: **MW-3D**
PROJECT NAME: Former Lockheed Electronics Company Site			LOCATION SKETCH
COMPLETION DATE: 11/8/2013	TOTAL DEPTH OF BOREHOLE: 505 Feet	MONITORING DEVICE: PID MiniRae 2000	GEOLOGIST / OFFICE: D. Kearsley/Whitehouse Station
DRILLING CONTRACTOR / DRILLER: Summit Drilling - R. Logel/B. Hough	DRILLING EQUIPMENT: Ingersoll Rand T2W	DRILLING METHOD / BIT: Air Rotary	Northing: 655329.40
SAMPLING METHOD: Grab	DEPTH TO GROUNDWATER ~127' bgs	GROUND SURFACE ELEVATION: 227.834 feet msl	PERMIT NO. E201313298
MEMO: Well located in the road at Upper Drive, Watchung, NJ.			Easting: 509575.45

DEPTH (Feet)	RECOVERY (feet)	BLOW COUNTS	PID (PPM)	SOIL DESCRIPTION Color, Texture, Moisture, Etc.		WELL CONSTRUCTION
				0.0 '- 0.6'	Asphalt	
				0.6' - 5.0'	Medium brown SILT with fine-medium sand, some clay, dry, no odor	
				5.0' - 10.0'	Medium brown SILT with fine-medium sand, trace clay	
				10.0' - 15.0'	Red brown CLAY with some silt, fine sand, trace gravel, 12' - 15' bgs., broken basalt fragments, moist, no odor (driller notes)	
				15.0' - 20.0'	Red brown SILT with trace clay, basalt fragments, dry, no odor	
				20.0' - 25.0'	Red brown SILT with trace clay, basalt fragments, trace fine sand, dry, no odor	

MONITORING WELL LOG

TETRA TECH

PROJECT NO.: 117-0507.488.11			WELL ID: **MW-3D**
PROJECT NAME: Former Lockheed Electronics Company Site			LOCATION SKETCH
COMPLETION DATE: 11/8/2013	TOTAL DEPTH OF BOREHOLE: 505 Feet	MONITORING DEVICE: PID MiniRae 2000	GEOLOGIST / OFFICE: D. Kearsley/Whitehouse Station
			Northing: 655329.40
			Easting: 509575.45
DRILLING CONTRACTOR / DRILLER: Summit Drilling - R. Logel/B. Hough	DRILLING EQUIPMENT: Ingersoll Rand T2W	DRILLING METHOD / BIT: Air Rotary	
SAMPLING METHOD: Grab	DEPTH TO GROUNDWATER ~127' bgs	GROUND SURFACE ELEVATION: 227.834 feet msl	PERMIT NO. E201313298
MEMO: Well located in the road at Upper Drive, Watchung, NJ.			

DEPTH (Feet)	RECOVERY (feet)	BLOW COUNTS	PID (PPM)	SOIL DESCRIPTION Color, Texture, Moisture, Etc.		WELL CONSTRUCTION
				25.0' - 30.0' Medium brown SILT with grey rock fragments (sandstone)	Driller Notes: Started softening @28' bgs. May start to be in weathered rock. May be at the top of weathered rock in the upper 30' bgs.	
				30.0' - 35.0' Medium brown SILT, trace fine-coarse sand, fine-medium gravel, moist, no odor		
				35.0' - 40.0' Medium brown clay with some silt, some grey sandstone/basalt fragments, moist, no odor		
				40.0' - 45.0' Medium brown clay with some silt, some grey sandstone/basalt fragments, moist, no odor		
				45.0' - 51.0' Medium brown clay with some silt, some grey sandstone/basalt fragments, moist, no odor		

MONITORING WELL LOG

TETRA TECH

PROJECT NO.: 117-0507.488.11			WELL ID: **MW-3D**
PROJECT NAME: Former Lockheed Electronics Company Site			LOCATION SKETCH
COMPLETION DATE: 11/8/2013	TOTAL DEPTH OF BOREHOLE: 505 Feet	MONITORING DEVICE: PID MiniRae 2000	GEOLOGIST / OFFICE: D. Kearsley/Whitehouse Station
DRILLING CONTRACTOR / DRILLER: Summit Drilling - R. Logel/B. Hough	DRILLING EQUIPMENT: Ingersoll Rand T2W	DRILLING METHOD / BIT: Air Rotary	Northing: 655329.40 Easting: 509575.45
SAMPLING METHOD: Grab	DEPTH TO GROUNDWATER ~127' bgs	GROUND SURFACE ELEVATION: 227.834 feet msl	PERMIT NO. E201313298
MEMO: Well located in the road at Upper Drive, Watchung, NJ.			

DEPTH (Feet)	RECOVERY (feet)	BLOW COUNTS	PID (PPM)	SOIL DESCRIPTION Color, Texture, Moisture, Etc.		WELL CONSTRUCTION
51						
51.0' - 54.0'				Medium brown CLAY with weathered grey sandstone, moist, no odor		
54.0' - 57.0'				Red brown SILT with some grey weathered sandstone		
57.0' - 67.0'				Red brown silty SANDSTONE, dry, no odor	Driller notes: hard @ 57.0' bgs. Top of bedrock @57.0'bgs	
			0.0		PID @ drum #12 0.0 ppm	
67.0' - 75.0'				Red brown silty SANDSTONE fragments. Fragments are medium-course sand, some fine coarse gravel. Pulverized SANDSTONE with gravel sized fragments	10/16/13 start drilling @ 67.0' bgs. Set 6" casing to 67.0' bgs.	
75						

MONITORING WELL LOG

TETRA TECH

PROJECT NO.: 117-0507.488.11			WELL ID: **MW-3D**
PROJECT NAME: Former Lockheed Electronics Company Site			LOCATION SKETCH
COMPLETION DATE: 11/8/2013	TOTAL DEPTH OF BOREHOLE: 505 Feet	MONITORING DEVICE: PID MiniRae 2000	GEOLOGIST / OFFICE: D. Kearsley/Whitehouse Station
DRILLING CONTRACTOR / DRILLER: Summit Drilling - R. Logel/B. Hough	DRILLING EQUIPMENT: Ingersoll Rand T2W	DRILLING METHOD / BIT: Air Rotary	Northing: 655329.40
SAMPLING METHOD: Grab	DEPTH TO GROUNDWATER ~127' bgs	GROUND SURFACE ELEVATION: 227.834 feet msl	PERMIT NO. E201313298
MEMO: Well located in the road at Upper Drive, Watchung, NJ.			Easting: 509575.45

DEPTH (Feet)	RECOVERY (feet)	BLOW COUNTS	PID (PPM)	SOIL DESCRIPTION Color, Texture, Moisture, Etc.	WELL CONSTRUCTION
75				75.0' - 80.0' Red brown silty SANDSTONE fragments medium-coarse fine sand with gravel sized fragments	
76					
77					
78					
79					
80				80.0' - 85.0' Red brown silty SANDSTONE fragments, medium-coarse sand with gravel sized fragments	
81					
82					
83					
84					
85				85.0' - 90.0' Red brown silty SANDSTONE fragments, medium-coarse sand with gravel sized fragments	
86					
87					
88					
89					
90				90.0' - 95.0' Red brown silty SANDSTONE fragments, medium-coarse sand with gravel sized fragments	
91					
92					
93					
94					
95				95.0' - 100.0' Red brown silty SANDSTONE fragments, medium-coarse sand with gravel sized fragments	
96					
97					
98					
99					
100					

MONITORING WELL LOG

TETRA TECH

PROJECT NO.: 117-0507.488.11			WELL ID: **MW-3D**
PROJECT NAME: Former Lockheed Electronics Company Site			LOCATION SKETCH
COMPLETION DATE: 11/8/2013	TOTAL DEPTH OF BOREHOLE: 505 Feet	MONITORING DEVICE: PID MiniRae 2000	GEOLOGIST / OFFICE: D. Kearsley/Whitehouse Station
DRILLING CONTRACTOR / DRILLER: Summit Drilling - R. Logel/B. Hough	DRILLING EQUIPMENT: Ingersoll Rand T2W	DRILLING METHOD / BIT: Air Rotary	Northing: 655329.40
SAMPLING METHOD: Grab	DEPTH TO GROUNDWATER ~127' bgs	GROUND SURFACE ELEVATION: 227.834 feet msl	PERMIT NO. E201313298
MEMO: Well located in the road at Upper Drive, Watchung, NJ.			Easting: 509575.45

DEPTH (Feet)	RECOVERY (feet)	BLOW COUNTS	PID (PPM)	SOIL DESCRIPTION Color, Texture, Moisture, Etc.	WELL CONSTRUCTION
100				100.0' - 105.0' Red brown silty SANDSTONE with medium-coarse sand, gravel sized rock fragments	
101					
102					
103					
104					
105				105.0' - 110.0' Red brown silty SANDSTONE with medium-coarse sand, gravel sized rock fragments	
106					
107					
108					
109					
110				110.0' - 115.0' Red brown silty SANDSTONE with medium-coarse sand, gravel sized rock fragments	
111					
112					
113					
114					
115				115.0' - 120.0' Red brown silty SANDSTONE with medium-coarse sand, gravel sized rock fragments	
116					
117					
118					
119					
120				120.0' - 125.0' Red brown silty SANDSTONE with medium-coarse sand, gravel sized rock fragments	
121					
122					
123					
124					
125					

MONITORING WELL LOG

TETRA TECH

PROJECT NO.: 117-0507.488.11			WELL ID: **MW-3D**
PROJECT NAME: Former Lockheed Electronics Company Site			LOCATION SKETCH
COMPLETION DATE: 11/8/2013	TOTAL DEPTH OF BOREHOLE: 505 Feet	MONITORING DEVICE: PID MiniRae 2000	GEOLOGIST / OFFICE: D. Kearsley/Whitehouse Station
DRILLING CONTRACTOR / DRILLER: Summit Drilling - R. Logel/B. Hough	DRILLING EQUIPMENT: Ingersoll Rand T2W	DRILLING METHOD / BIT: Air Rotary	Northing: 655329.40
SAMPLING METHOD: Grab	DEPTH TO GROUNDWATER ~127' bgs	GROUND SURFACE ELEVATION: 227.834 feet msl	PERMIT NO. E201313298
MEMO: Well located in the road at Upper Drive, Watchung, NJ.			Easting: 509575.45

DEPTH (Feet)	RECOVERY (feet)	BLOW COUNTS	PID (PPM)	SOIL DESCRIPTION Color, Texture, Moisture, Etc.	WELL CONSTRUCTION
125				125.0' - 130.0' Red brown silty SANDSTONE, medium-coarse sands, gravel sized rock fragments with trace friable shale fragments	
126					
127			0.0	PID @ drum #14 0.0 ppm	
128					
129					
130					
131				130.0' - 135.0' Red brown silty SANDSTONE, medium-coarse sands, gravel sized rock fragments with trace friable shale fragments	
132					
133					
134					
135					
136				135.0' - 140.0' Red brown silty SANDSTONE, medium-coarse sands, gravel sized rock fragments with trace friable shale fragments	
137					
138					
139					
140					
141				140.0' - 145.0' Red brown silty SANDSTONE, medium-coarse sands, gravel sized rock fragments with trace friable shale fragments	
142					
143					
144					
145					
146				145.0' - 150.0' Red brown silty SANDSTONE, medium-coarse sands, gravel sized rock fragments with trace friable shale fragments	
147					
148					
149					
150					

MONITORING WELL LOG

TETRA TECH

PROJECT NO.: 117-0507.488.11			WELL ID: **MW-3D**
PROJECT NAME: Former Lockheed Electronics Company Site			LOCATION SKETCH
COMPLETION DATE: 11/8/2013	TOTAL DEPTH OF BOREHOLE: 505 Feet	MONITORING DEVICE: PID MiniRae 2000	GEOLOGIST / OFFICE: D. Kearsley/Whitehouse Station
DRILLING CONTRACTOR / DRILLER: Summit Drilling - R. Logel/B. Hough	DRILLING EQUIPMENT: Ingersoll Rand T2W	DRILLING METHOD / BIT: Air Rotary	Northing: 655329.40
SAMPLING METHOD: Grab	DEPTH TO GROUNDWATER ~127' bgs	GROUND SURFACE ELEVATION: 227.834 feet msl	PERMIT NO. E201313298
MEMO: Well located in the road at Upper Drive, Watchung, NJ.			Easting: 509575.45

DEPTH (Feet)	RECOVERY (feet)	BLOW COUNTS	PID (PPM)	SOIL DESCRIPTION Color, Texture, Moisture, Etc.		WELL CONSTRUCTION
150				150.0' - 155.0'	Red brown silty SANDSTONE, medium-coarse sands, gravel sized rock fragments with friable shale fragments, wet, no odor	
155				155.0' - 160.0'	Red brown silty SANDSTONE, medium-coarse sands, gravel sized rock fragments with friable shale fragments, wet, no odor	
160				160.0' - 165.0'	Red brown silty SANDSTONE, medium-coarse sands, gravel sized rock fragments with friable shale fragments, wet, no odor	
165				165.0' - 170.0'	Red brown silty SANDSTONE, medium-coarse sands, gravel sized rock fragments with friable shale fragments, wet, no odor	
170				170.0' - 175.0'	Red brown silty SANDSTONE, medium-coarse sands, gravel sized rock fragments with friable shale fragments, wet, no odor	Making ~15 gallons per minute @ 170.0' bgs.
175						

MONITORING WELL LOG

TETRA TECH

PROJECT NO.: 117-0507.488.11			WELL ID: **MW-3D**
PROJECT NAME: Former Lockheed Electronics Company Site			LOCATION SKETCH
COMPLETION DATE: 11/8/2013	TOTAL DEPTH OF BOREHOLE: 505 Feet	MONITORING DEVICE: PID MiniRae 2000	GEOLOGIST / OFFICE: D. Kearsley/Whitehouse Station
DRILLING CONTRACTOR / DRILLER: Summit Drilling - R. Logel/B. Hough	DRILLING EQUIPMENT: Ingersoll Rand T2W	DRILLING METHOD / BIT: Air Rotary	Northing: 655329.40 Easting: 509575.45
SAMPLING METHOD: Grab	DEPTH TO GROUNDWATER ~127' bgs	GROUND SURFACE ELEVATION: 227.834 feet msl	PERMIT NO. E201313298
MEMO: Well located in the road at Upper Drive, Watchung, NJ.			

DEPTH (Feet)	RECOVERY (feet)	BLOW COUNTS	PID (PPM)	SOIL DESCRIPTION Color, Texture, Moisture, Etc.	WELL CONSTRUCTION
175				175.0' - 180.0' Red brown silty SANDSTONE with medium-coarse sand, friable shale, wet, no odor	
176					
177					
178					
179					
180				180.0' - 185.0' Red brown silty SANDSTONE with medium-coarse sand, friable shale, wet, no odor	
181					
182					
183					
184					
185				185.0' - 190.0' Red brown silty SANDSTONE with medium-coarse sand, friable shale, wet, no odor	
186					
187					
188					
189					
190				190.0' - 195.0' Red brown silty SANDSTONE with medium-coarse sand, friable shale, wet, no odor	
191					
192					
193					
194					
195				195.0' - 200.0' Red brown silty SANDSTONE with medium-coarse sand, friable shale, wet, no odor	
196					
197					
198					
199				At 198' picked up more water, ~25 gallons per minute	
200					

MONITORING WELL LOG

TETRA TECH

PROJECT NO.: 117-0507.488.11			WELL ID: **MW-3D**
PROJECT NAME: Former Lockheed Electronics Company Site			LOCATION SKETCH
COMPLETION DATE: 11/8/2013	TOTAL DEPTH OF BOREHOLE: 505 Feet	MONITORING DEVICE: PID MiniRae 2000	GEOLOGIST / OFFICE: D. Kearsley/Whitehouse Station
DRILLING CONTRACTOR / DRILLER: Summit Drilling - R. Logel/B. Hough	DRILLING EQUIPMENT: Ingersoll Rand T2W	DRILLING METHOD / BIT: Air Rotary	Northing: 655329.40 Easting: 509575.45
SAMPLING METHOD: Grab	DEPTH TO GROUNDWATER ~127' bgs	GROUND SURFACE ELEVATION: 227.834 feet msl	PERMIT NO. E201313298
MEMO: Well located in the road at Upper Drive, Watchung, NJ.			

DEPTH (Feet)	RECOVERY (feet)	BLOW COUNTS	PID (PPM)	SOIL DESCRIPTION Color, Texture, Moisture, Etc.	WELL CONSTRUCTION
200				200.0' - 205.0' Red brown silty SANDSTONE, gravel size rock fragments with some friable shale	
201					
202					
203					
204					
205				205.0' - 210.0' Red brown silty SANDSTONE, gravel size rock fragments with some friable shale	
206					
-207					
208					
209					
210				210.0' - 215.0' Red brown silty SANDSTONE, gravel size rock fragments with some friable shale	
211					
212					
213					
214					
215				215.0' - 220.0' Red brown silty SANDSTONE, gravel size rock fragments with some friable shale	
216					
217					
218					
219					
220				220.0' - 225.0' Red brown silty SANDSTONE, gravel size rock fragments with some friable shale	
221					
222					
223					
224					
225					

MONITORING WELL LOG

TETRA TECH

PROJECT NO.: 117-0507.488.11			WELL ID: **MW-3D**
PROJECT NAME: Former Lockheed Electronics Company Site			LOCATION SKETCH
COMPLETION DATE: 11/8/2013	TOTAL DEPTH OF BOREHOLE: 505 Feet	MONITORING DEVICE: PID MiniRae 2000	GEOLOGIST / OFFICE: D. Kearsley/Whitehouse Station
			Northing: 655329.40
			Easting: 509575.45
DRILLING CONTRACTOR / DRILLER: Summit Drilling - R. Logel/B. Hough	DRILLING EQUIPMENT: Ingersoll Rand T2W	DRILLING METHOD / BIT: Air Rotary	
SAMPLING METHOD: Grab	DEPTH TO GROUNDWATER ~127' bgs	GROUND SURFACE ELEVATION: 227.834 feet msl	PERMIT NO. E201313298
MEMO: Well located in the road at Upper Drive, Watchung, NJ.			

DEPTH (Feet)	RECOVERY (feet)	BLOW COUNTS	PID (PPM)	SOIL DESCRIPTION Color, Texture, Moisture, Etc.	WELL CONSTRUCTION
225				225.0' - 230.0' Red brown silty SANDSTONE with friable shale fragments	
226					
227					
228					
229				At 228' making ~30 gallons per minute	
230				230.0' - 235.0' Red brown silty SANDSTONE with friable shale fragments	
231					
232					
233					
234					
235				235.0' - 240.0' Red brown silty SANDSTONE with friable shale fragments	
236					
237					
238					
239					
240				240.0' - 245.0' Red brown silty SANDSTONE with friable shale fragments	
241					
242					
243					
244					
245				245.0' - 250.0' Red brown silty SANDSTONE with friable shale fragments	
246					
247					
248					
249					
250					

MONITORING WELL LOG

TETRA TECH

PROJECT NO.: 117-0507.488.11			WELL ID: **MW-3D**
PROJECT NAME: Former Lockheed Electronics Company Site			LOCATION SKETCH
COMPLETION DATE: 11/8/2013	TOTAL DEPTH OF BOREHOLE: 505 Feet	MONITORING DEVICE: PID MiniRae 2000	GEOLOGIST / OFFICE: D. Kearsley/Whitehouse Station
DRILLING CONTRACTOR / DRILLER: Summit Drilling - R. Logel/B. Hough	DRILLING EQUIPMENT: Ingersoll Rand T2W	DRILLING METHOD / BIT: Air Rotary	Northing: 655329.40 Easting: 509575.45
SAMPLING METHOD: Grab	DEPTH TO GROUNDWATER ~127' bgs	GROUND SURFACE ELEVATION: 227.834 feet msl	PERMIT NO. E201313298
MEMO: Well located in the road at Upper Drive, Watchung, NJ.			

DEPTH (Feet)	RECOVERY (feet)	BLOW COUNTS	PID (PPM)	SOIL DESCRIPTION Color, Texture, Moisture, Etc.	WELL CONSTRUCTION
250				250.0' - 255.0' Red brown silty SANDSTONE, some friable shale	
255				255.0' - 260.0' Red brown silty SANDSTONE, some friable shale	
260				10/16/13 End boring @ 260' bgs	
				260.0' - 265.0' Red brown silty SANDSTONE, some friable shale 10/17/13 Start @ 260' with water rotary	
265				265.0' - 270.0' Red brown silty SANDSTONE, some friable shale	
270				270.0' - 275.0' Red brown silty SANDSTONE, some friable shale	
275					

MONITORING WELL LOG

TETRA TECH

PROJECT NO.: 117-0507.488.11			WELL ID: **MW-3D**
PROJECT NAME: Former Lockheed Electronics Company Site			LOCATION SKETCH
COMPLETION DATE: 11/8/2013	TOTAL DEPTH OF BOREHOLE: 505 Feet	MONITORING DEVICE: PID MiniRae 2000	GEOLOGIST / OFFICE: D. Kearsley/Whitehouse Station
DRILLING CONTRACTOR / DRILLER: Summit Drilling - R. Logel/B. Hough	DRILLING EQUIPMENT: Ingersoll Rand T2W	DRILLING METHOD / BIT: Air Rotary	Northing: 655329.40
SAMPLING METHOD: Grab	DEPTH TO GROUNDWATER ~127' bgs	GROUND SURFACE ELEVATION: 227.834 feet msl	PERMIT NO. E201313298
MEMO: Well located in the road at Upper Drive, Watchung, NJ.			Easting: 509575.45

DEPTH (Feet)	RECOVERY (feet)	BLOW COUNTS	PID (PPM)	SOIL DESCRIPTION Color, Texture, Moisture, Etc.	WELL CONSTRUCTION
275				275.0' - 280.0' Red brown silty SANDSTONE with some friable shale fragments, rock fragments medium-coarse gravel sized	
276					
277					
278					
279					
280				280.0' - 285.0' Red brown silty SANDSTONE with some friable shale fragments, rock fragments medium-coarse gravel sized	
281					
282					
283					
284					
285				285.0' - 290.0' Red brown silty SANDSTONE with some friable shale fragments, rock fragments medium-coarse gravel sized	
286					
287					
288					
289					
290				290.0' - 295.0' Red brown silty SANDSTONE with some friable shale fragments, rock fragments medium-coarse gravel sized	
291					
292					
293				10/18/13 Started drilling @ 292' bgs	
294					
295				Driller notes a hard spot @ 294' bgs	
296				295.0' - 300.0' Red brown silty SANDSTONE with some friable shale fragments, rock fragments medium-coarse gravel sized	
297					
298					
299					
300				Geology softened again around 299' bgs	

MONITORING WELL LOG

TETRA TECH

PROJECT NO.: 117-0507.488.11			WELL ID: **MW-3D**
PROJECT NAME: Former Lockheed Electronics Company Site			LOCATION SKETCH
COMPLETION DATE: 11/8/2013	TOTAL DEPTH OF BOREHOLE: 505 Feet	MONITORING DEVICE: PID MiniRae 2000	GEOLOGIST / OFFICE: D. Kearsley/Whitehouse Station
DRILLING CONTRACTOR / DRILLER: Summit Drilling - R. Logel/B. Hough	DRILLING EQUIPMENT: Ingersoll Rand T2W	DRILLING METHOD / BIT: Air Rotary	Northing: 655329.40
SAMPLING METHOD: Grab	DEPTH TO GROUNDWATER ~127' bgs	GROUND SURFACE ELEVATION: 227.834 feet msl	PERMIT NO. E201313298
MEMO: Well located in the road at Upper Drive, Watchung, NJ.			Easting: 509575.45

DEPTH (Feet)	RECOVERY (feet)	BLOW COUNTS	PID (PPM)	SOIL DESCRIPTION Color, Texture, Moisture, Etc.	WELL CONSTRUCTION
300				300.0' - 325.0' Red brown silty SANDSTONE with some friable shale fragments, rock fragments medium-coarse gravel sized	
301					
302					
303					
304					
305					
306					
307					
308					
309					
310					
311					
312					
313					
314					
315					
316					
317					
318					
319					
320					
321					
322					
323					
324					
325					

MONITORING WELL LOG

TETRA TECH

PROJECT NO.: 117-0507.488.11			WELL ID: **MW-3D**
PROJECT NAME: Former Lockheed Electronics Company Site			LOCATION SKETCH
COMPLETION DATE: 11/8/2013	TOTAL DEPTH OF BOREHOLE: 505 Feet	MONITORING DEVICE: PID MiniRae 2000	GEOLOGIST / OFFICE: D. Kearsley/Whitehouse Station
DRILLING CONTRACTOR / DRILLER: Summit Drilling - R. Logel/B. Hough	DRILLING EQUIPMENT: Ingersoll Rand T2W	DRILLING METHOD / BIT: Air Rotary	Northing: 655329.40
SAMPLING METHOD: Grab	DEPTH TO GROUNDWATER `95'bgs	GROUND SURFACE ELEVATION: 227.834 feet msl	PERMIT NO. E201313298
MEMO: Well located in the road at Upper Drive, Watchung, NJ.			Easting: 509575.45

DEPTH (Feet)	RECOVERY (feet)	BLOW COUNTS	PID (PPM)	SOIL DESCRIPTION Color, Texture, Moisture, Etc.	WELL CONSTRUCTION
325					
326				325.0' - 350.0' Red brown silty SANDSTONE with some friable shale fragments, rock fragments medium-coarse gravel sized	
327					
328					
329					
330					
331					
332					
333					
334					
335					
336					
337					
338					
339					
340					
341					
342					
343					
344					
345					
346					
347					
348					
349					
350				Bottom of Monitoring Well at 350'bgs	

MONITORING WELL LOG

TETRA TECH

PROJECT NO.: 117-0507.488.11			WELL ID: **MW-3D**
PROJECT NAME: Former Lockheed Electronics Company Site			LOCATION SKETCH
COMPLETION DATE: 11/8/2013	TOTAL DEPTH OF BOREHOLE: 505 Feet	MONITORING DEVICE: PID MiniRae 2000	GEOLOGIST / OFFICE: D. Kearsley/Whitehouse Station
DRILLING CONTRACTOR / DRILLER: Summit Drilling - R. Logel/B. Hough	DRILLING EQUIPMENT: Ingersoll Rand T2W	DRILLING METHOD / BIT: Air Rotary	Northing: 655329.40
SAMPLING METHOD: Grab	DEPTH TO GROUNDWATER `95'bgs	GROUND SURFACE ELEVATION: 227.834 feet msl	PERMIT NO. E201313298
MEMO: Well located in the road at Upper Drive, Watchung, NJ.			Easting: 509575.45

DEPTH (Feet)	RECOVERY (feet)	BLOW COUNTS	PID (PPM)	SOIL DESCRIPTION Color, Texture, Moisture, Etc.	WELL CONSTRUCTION
350				350.0' - 372.0' Red brown silty SANDSTONE with some friable shale fragments, rock fragments medium-coarse gravel sized	
351					
352					
353					
354					
355					
356					
357					
358					
359					
360					
361					
362					
363					
364					
365					
366					
367					
368					
369					
370					
371					
372				10/18/13 end @ 372' bgs	
373				372.0' - 375.0' Red brown silty SANDSTONE with some friable shale fragments, rock fragments medium-coarse gravel sized 10/21/13 start @ 372' bgs	
374					
375					

MONITORING WELL LOG

TETRA TECH

PROJECT NO.: 117-0507.488.11			WELL ID: **MW-3D**
PROJECT NAME: Former Lockheed Electronics Company Site			LOCATION SKETCH
COMPLETION DATE: 11/8/2013	TOTAL DEPTH OF BOREHOLE: 505 Feet	MONITORING DEVICE: PID MiniRae 2000	GEOLOGIST / OFFICE: D. Kearsley/Whitehouse Station
DRILLING CONTRACTOR / DRILLER: Summit Drilling - R. Logel/B. Hough	DRILLING EQUIPMENT: Ingersoll Rand T2W	DRILLING METHOD / BIT: Air Rotary	Northing: 655329.40 Easting: 509575.45
SAMPLING METHOD: Grab	DEPTH TO GROUNDWATER `95'bgs	GROUND SURFACE ELEVATION: 227.834 feet msl	PERMIT NO. E201313298
MEMO: Well located in the road at Upper Drive, Watchung, NJ.			

DEPTH (Feet)	RECOVERY (feet)	BLOW COUNTS	PID (PPM)	SOIL DESCRIPTION Color, Texture, Moisture, Etc.	WELL CONSTRUCTION
375				375.0' - 401.0' Red brown silty SANDSTONE with some friable shale fragments, rock fragments medium-coarse gravel sized	
376					
378					
379					
380					
381					
382					
383					
384					
385					
386					
387					
388					
389					
390					
391					
392					
393					
394					
395					
396					
397					
398					
399					
400					
401					

MONITORING WELL LOG

TETRA TECH

PROJECT NO.: 117-0507.488.11			WELL ID: **MW-3D**
PROJECT NAME: Former Lockheed Electronics Company Site			LOCATION SKETCH
COMPLETION DATE: 11/8/2013	TOTAL DEPTH OF BOREHOLE: 505 Feet	MONITORING DEVICE: PID MiniRae 2000	GEOLOGIST / OFFICE: D. Kearsley/Whitehouse Station
DRILLING CONTRACTOR / DRILLER: Summit Drilling - R. Logel/B. Hough	DRILLING EQUIPMENT: Ingersoll Rand T2W	DRILLING METHOD / BIT: Air Rotary	Northing: 655329.40
SAMPLING METHOD: Grab	DEPTH TO GROUNDWATER `95'bgs	GROUND SURFACE ELEVATION: 227.834 feet msl	PERMIT NO. E201313298
MEMO: Well located in the road at Upper Drive, Watchung, NJ.			Easting: 509575.45

DEPTH (Feet)	RECOVERY (feet)	BLOW COUNTS	PID (PPM)	SOIL DESCRIPTION Color, Texture, Moisture, Etc.	WELL CONSTRUCTION
401					
402				401.0' - 426.0' Red brown silty SANDSTONE with some friable shale fragments, rock cuttings medium-coarse gravel sized	
403					
404					
405					
406					
407					
408					
409					
410					
411					
412					
413					
414					
415					
416					
417					
418					
419					
420					
421					
422					
423					
424					
425					
426					

MONITORING WELL LOG

TETRA TECH

PROJECT NO.: 117-0507.488.11			WELL ID: **MW-3D**
PROJECT NAME: Former Lockheed Electronics Company Site			LOCATION SKETCH
COMPLETION DATE: 11/8/2013	TOTAL DEPTH OF BOREHOLE: 505 Feet	MONITORING DEVICE: PID MiniRae 2000	GEOLOGIST / OFFICE: D. Kearsley/Whitehouse Station
DRILLING CONTRACTOR / DRILLER: Summit Drilling - R. Logel/B. Hough	DRILLING EQUIPMENT: Ingersoll Rand T2W	DRILLING METHOD / BIT: Air Rotary	Northing: 655329.40 Easting: 509575.45
SAMPLING METHOD: Grab	DEPTH TO GROUNDWATER `95'bgs	GROUND SURFACE ELEVATION: 227.834 feet msl	PERMIT NO. E201313298
MEMO: Well located in the road at Upper Drive, Watchung, NJ.			

DEPTH (Feet)	RECOVERY (feet)	BLOW COUNTS	PID (PPM)	SOIL DESCRIPTION Color, Texture, Moisture, Etc.	WELL CONSTRUCTION
426				426.0' - 438.0' Red brown silty SANDSTONE with some friable shale fragments, rock fragments medium-coarse gravel sized	
427					
428					
429					
430					
431					
432					
433					
434					
435					
436					
437					
438				10/21/13 end @ 438' bgs	
				438.0' - 451.0' Red brown silty SANDSTONE with some friable shale fragments, rock fragments medium-coarse gravel sized 10/22/13 start @ 438' bgs	
439					
440					
441					
442					
443					
444					
445					
446					
447					
448					
449					
450					
451					

MONITORING WELL LOG

TETRA TECH

PROJECT NO.: 117-0507.488.11			WELL ID: **MW-3D**
PROJECT NAME: Former Lockheed Electronics Company Site			LOCATION SKETCH
COMPLETION DATE: 11/8/2013	TOTAL DEPTH OF BOREHOLE: 505 Feet	MONITORING DEVICE: PID MiniRae 2000	GEOLOGIST / OFFICE: D. Kearsley/Whitehouse Station
			Northing: 655329.40
			Easting: 509575.45
DRILLING CONTRACTOR / DRILLER: Summit Drilling - R. Logel/B. Hough	DRILLING EQUIPMENT: Ingersoll Rand T2W	DRILLING METHOD / BIT: Air Rotary	
SAMPLING METHOD: Grab	DEPTH TO GROUNDWATER `95'bgs	GROUND SURFACE ELEVATION: 227.834 feet msl	PERMIT NO. E201313298
MEMO: Well located in the road at Upper Drive, Watchung, NJ.			

DEPTH (Feet)	RECOVERY (feet)	BLOW COUNTS	PID (PPM)	SOIL DESCRIPTION Color, Texture, Moisture, Etc.	WELL CONSTRUCTION
451				451.0' - 468.0' Red brown silty SANDSTONE with some friable shale fragments, rock fragments medium-coarse gravel sized	
452					
453					
454					
455					
456					
457					
458					
459					
460					
461					
462					
463					
464					
465					
466					
467					
468				10/22/13 end @ 468' bgs	
				468.0' - 476.0' Red brown silty SANDSTONE with some friable shale fragments, rock fragments medium-coarse gravel sized	
469				10/23/13 start @ 468' bgs	
470					
471					
472					
473					
474					
475				Driller notes @ ~475'	
476				hammer jumped around a bit, possible fracture	

MONITORING WELL LOG

TETRA TECH

PROJECT NO.: 117-0507.488.11			WELL ID: **MW-3D**
PROJECT NAME: Former Lockheed Electronics Company Site			LOCATION SKETCH
COMPLETION DATE: 11/8/2013	TOTAL DEPTH OF BOREHOLE: 505 Feet	MONITORING DEVICE: PID MiniRae 2000	GEOLOGIST / OFFICE: D. Kearsley/Whitehouse Station
DRILLING CONTRACTOR / DRILLER: Summit Drilling - R. Logel/B. Hough	DRILLING EQUIPMENT: Ingersoll Rand T2W	DRILLING METHOD / BIT: Air Rotary	Northing: 655329.40 Easting: 509575.45
SAMPLING METHOD: Grab	DEPTH TO GROUNDWATER `95'bgs	GROUND SURFACE ELEVATION: 227.834 feet msl	PERMIT NO. E201313298
MEMO: Well located in the road at Upper Drive, Watchung, NJ.			

DEPTH (Feet)	RECOVERY (feet)	BLOW COUNTS	PID (PPM)	SOIL DESCRIPTION Color, Texture, Moisture, Etc.	WELL CONSTRUCTION
476				476.0' - 501.0' Red brown silty SANDSTONE with some friable shale fragments, rock fragments medium-coarse gravel sized	
477					
478					
479					
480					
481					
482					
483					
484					
485					
486					
487					
488					
489					
490					
491					
492					
493					
494					
495					
496					
497					
498					
499					
500					
501					

MONITORING WELL LOG

TETRA TECH

PROJECT NO.: 117-0507.488.11			WELL ID: **MW-3D**
PROJECT NAME: Former Lockheed Electronics Company Site			LOCATION SKETCH
COMPLETION DATE: 11/8/2013	TOTAL DEPTH OF BOREHOLE: 505 Feet	MONITORING DEVICE: PID MiniRae 2000	GEOLOGIST / OFFICE: D. Kearsley/Whitehouse Station
			Northing: 655329.40
			Easting: 509575.45
DRILLING CONTRACTOR / DRILLER: Summit Drilling - R. Logel/B. Hough	DRILLING EQUIPMENT: Ingersoll Rand T2W	DRILLING METHOD / BIT: Air Rotary	
SAMPLING METHOD: Grab	DEPTH TO GROUNDWATER `95'bgs	GROUND SURFACE ELEVATION: 227.834 feet msl	PERMIT NO. E201313298
MEMO: Well located in the road at Upper Drive, Watchung, NJ			

DEPTH (Feet)	RECOVERY (feet)	BLOW COUNTS	PID (PPM)	SOIL DESCRIPTION Color, Texture, Moisture, Etc.	WELL CONSTRUCTION
501				501.0' - 505.0' Red brown silty SANDSTONE with some friable shale fragments, rock fragments medium-coarse gravel sized	
502					
503					
504					
505					
506				End of Boring @ 505' ft. bgs.	
507					
508					
509					
510					
511					
512				**Well Construction:** 10" diameter steel casing set in place to 57'bgs.	
513				6" diameter steel casing set to 67'bgs.	
514				The annulus between the borehole and the 6" casing was tremie grouted from the bottom to near ground surface and allowed to cure a minimum of 12 hours to secure the casing in the borehole.	
515				Cement-bentonite grout placed via tremie from bottom of borehole from 365'-505" ft bgs. in 100' lifts.	
516				Bentonite Plug placed in annular space of the borehole from 356'-365' bgs.	
517				No. 2 Silica Sand placed in annular space of the borehole from 350'-356' bgs.	
518				15 feet of 2-inch diameter (0.020-inch slot) SCH 40 PVC screen set at 335-350' ft bgs.	
519				2-inch diameter SCH 40 PVC riser set from 335ft bgs (top of screen) to ground surface.	
520				The annulus between the boreholde and the 2-inch screen was filter packed with No. 2 silica sand	
521				from the botom of the screen to approximately 2 feet above the top of screen (333'-350' bgs), followed by approximately 2 feet of No. 00 silica sand (331'-333' bgs).	
522				The remaining annulur space between the monitoring well and the borehole was tremie grouted with	
523				cement-bentonite grout from the top of the No 00 sand to ground surface in approximate 100 foot lifts to minimize potential for melting the PVC riser as the grout cured.	
524				Well completed at ground surface with a flush mount steel protective casing and an expandable	
525				inner cap and lock.	
526					

Well Records

New Jersey State Department of Environmental Protection
Bureau of Water Allocation and Well Permitting
Mail Code 401-03 PO BOX 420 Trenton, NJ 08625-0420 Tel: 609-984-6831

Well Permit Number
E201313296

MONITORING WELL RECORD

PROPERTY OWNER: N/A BOROUGH OF WATCHUNG

Company/Organization: Borough of Watchung

Address: 15 Mountain Avenue Watchung, New Jersey 07069

WELL LOCATION: East Drive Wells

Address: East Drive

County: Somerset Municipality: Watchung Boro Lot: ROW Block: ROW

Easting (X): 512184 Northing (Y): 657370
Coordinate System: NJ State Plane (NAD83) - USFEET

DATE WELL STARTED: September 23, 2013

DATE WELL COMPLETED: October 2, 2013

WELL USE: MONITORING

Other Use(s):

Local ID: MW-1S

WELL CONSTRUCTION

Total Depth Drilled (ft.): 180 Finished Well Depth (ft.): 180 Well Surface: Flush Mount

	Depth to Top (ft.)	Depth to Bottom (ft.)	Diameter (inches)	Material	Wgt/Rating/Screen # Used (lbs/ch no.)
Borehole	0	64	10		
Borehole	64	180	6		
Casing	0	64	6	Steel	19lbs
Casing	0	170	2	PVC	sch 40
Screen	170	180	2	PVC	.020

	Depth to Top (ft.)	Depth to Bottom (ft.)	Outer Diameter (in.)	Inner Diameter (in)	Material		
					Bentonite (lbs.)	Neat Cement (lbs.)	Water (gal.)
Grout	0	64	10	6	90	1692	144
Grout	0	167	6	2	75	1410	120
Gravel Pack	167	180	6	2	#2 Morrie		

Grouting Method: Pressure method (Tremie Pipe) Drilling Method: Air Rotary

ADDITIONAL INFORMATION

Protective Casing: No
Static Water Level: 96 ft. below land surface
Water Level Measure Tool: Tape
Well Development Period: .5 hrs.
Method of Development: Submersible Pump
Pump Type:

Pump Capacity: _ gpm
Total Design Head: _ ft.
Drilling Fluid:
Drill Rig: T-2
Health and Safety Plan Submitted? Yes

ATTACHMENTS:

GEOLOGIC LOG
0 - .5: Black OT - Other Asphalt
.5 - 51: Red OT - Other Sand, Silt, Clay
51 - 54: Red OT - Other Weathered Shale
54 - 180: Red OT - Other Shale

ADDITIONAL INFORMATION:

Driller of Record: Bob Hough, JOURNEYMAN LICENSE # 0013756 Company: SUMMIT DRILLING CO INC

New Jersey State Department of Environmental Protection
Bureau of Water Allocation and Well Permitting
Mail Code 401-04Q PO BOX 420 Trenton, NJ 08625-0420 Tel: 609-984-6831

Well Permit Number
E201313297

MONITORING WELL RECORD

PROPERTY OWNER: N/A BOROUGH OF WATCHUNG

Company/Organization: Borough of Watchung

Address: 15 Mountain Avenue Watchung, New Jersey 07069

WELL LOCATION: East Drive Wells

Address: East Drive

County: Somerset Municipality: Watchung Boro Lot: ROW Block: ROW

Easting (X): 512203 Northing (Y): 657385
Coordinate System: NJ State Plane (NAD83) - USFEET

DATE WELL STARTED: September 17, 2013

DATE WELL COMPLETED: October 4, 2013

WELL USE: MONITORING

Other Use(s):

Local ID: MW-1I

WELL CONSTRUCTION

Total Depth Drilled (ft.): 290 Finished Well Depth (ft.): 255 Well Surface: Flush Mount

	Depth to Top (ft.)	Depth to Bottom (ft.)	Diameter (inches)	Material	Wgt/Rating/Screen # Used (lbs/ch no.)
Borehole	0	64	10		
Borehole	64	290	6		
Casing	0	64	6	Steel	19lbs
Casing	0	245	2	PVC	sch 40
Screen	245	255	2	PVC	.020

	Depth to Top (ft.)	Depth to Bottom (ft.)	Outer Diameter (in.)	Inner Diameter (in)	Material		
					Bentonite (lbs.)	Neat Cement (lbs.)	Water (gal.)
Grout	0	242	6	2	120	2356	192
Grout	0	64	10	6	90	1692	144
Grout	255	290	6	0	20	376	32
Gravel Pack	242	255	6	2	#2 Morrie		

Grouting Method: Pressure method (Tremie Pipe) Drilling Method: Air Rotary

ADDITIONAL INFORMATION

Protective Casing: No
Static Water Level: 98 ft. below land surface
Water Level Measure Tool: Tape
Well Development Period: .5 hrs.
Method of Development: Submersible Pump
Pump Type:

Pump Capacity: _ gpm
Total Design Head: _ ft.
Drilling Fluid:
Drill Rig: T-2
Health and Safety Plan Submitted? Yes

ATTACHMENTS:

GEOLOGIC LOG
0 - .5: Black OT - Other Asphalt / Gravel
.5 - 51: Red OT - Other Sand, Silt, Clay
51 - 54: Red OT - Other Weathered Shale
54 - 290: Red OT - Other Shale

ADDITIONAL INFORMATION:

Driller of Record: Roger Logel, MASTER LICENSE # 0001590 Company: SUMMIT DRILLING CO INC

New Jersey State Department of Environmental Protection
Bureau of Water Allocation and Well Permitting
Mail Code 401-03 PO BOX 420 Trenton, NJ 08625-0420 Tel: 609-984-6831

Well Permit Number
E201313299

MONITORING WELL RECORD

PROPERTY OWNER: N/A BOROUGH OF NORTH PLAINFIELD

Company/Organization: Borough of North Plainfield

Address: 263 Somerset Street North Plainfield, New Jersey 07060

WELL LOCATION: Allen Place

Address: Allen Place

County: Somerset Municipality: North Plainfield Boro Lot: ROW Block: ROW

Easting (X): 511546 Northing (Y): 652014
Coordinate System: NJ State Plane (NAD83) - USFEET

DATE WELL STARTED: October 7, 2013

DATE WELL COMPLETED: October 9, 2013

WELL USE: MONITORING

Other Use(s):

Local ID: MW-2I

WELL CONSTRUCTION

Total Depth Drilled (ft.): 98 Finished Well Depth (ft.): 98 Well Surface: Flush Mount

	Depth to Top (ft.)	Depth to Bottom (ft.)	Diameter (inches)	Material	Wgt/Rating/Screen # Used (lbs/ch no.)
Borehole	0	59	10		
Borehole	59	98	6		
Casing	0	59	6	Steel	19lbs
Casing	0	88	2	PVC	sch 40
Screen	88	98	2	PVC	.020

	Depth to Top (ft.)	Depth to Bottom (ft.)	Outer Diameter (in.)	Inner Diameter (in)	Material		
					Bentonite (lbs.)	Neat Cement (lbs.)	Water (gal.)
Grout	0	59	10	6	75	1410	120
Grout	0	86	6	2	60	1128	96
Gravel Pack	86	98	6	2	#2 Morrie		

Grouting Method: Pressure method (Tremie Pipe) Drilling Method: Air Rotary

ADDITIONAL INFORMATION

Protective Casing: No
Static Water Level: 23 ft. below land surface
Water Level Measure Tool: Tape
Well Development Period: .5 hrs.
Method of Development: Submersible Pump
Pump Type:

Pump Capacity: _ gpm
Total Design Head: _ ft.
Drilling Fluid:
Drill Rig: T-2
Health and Safety Plan Submitted? Yes

ATTACHMENTS:

GEOLOGIC LOG
0 - .5: Greem OT - Other Grass / Topsoil
.5 - 38: Red OT - Other Sand, Silt, Clay
38 - 42: Red OT - Other Weathered Shale
42 - 98: Red OT - Other Shale

ADDITIONAL INFORMATION:

Driller of Record: Bob Hough, JOURNEYMAN LICENSE # 0013756 Company: SUMMIT DRILLING CO INC

New Jersey State Department of Environmental Protection
Bureau of Water Allocation and Well Permitting
Mail Code 401-03 PO BOX 420 Trenton, NJ 08625-0420 Tel: 609-984-6831

Well Permit Number
E201313300

MONITORING WELL RECORD

PROPERTY OWNER: N/A BOROUGH OF NORTH PLAINFIELD

Company/Organization: Borough of North Plainfield

Address: 263 Somerset Street North Plainfield, New Jersey 07060

WELL LOCATION: Allen Street

Address: Allen Street

County: Somerset Municipality: North Plainfield Boro Lot: ROW Block: ROW

Easting (X): 511572 Northing (Y): 652025
Coordinate System: NJ State Plane (NAD83) - USFEET

DATE WELL STARTED: September 26, 2013

DATE WELL COMPLETED: October 7, 2013

WELL USE: MONITORING

Other Use(s):

Local ID: MW-2D

WELL CONSTRUCTION

Total Depth Drilled (ft.): 198 Finished Well Depth (ft.): 198 Well Surface: Flush Mount

	Depth to Top (ft.)	Depth to Bottom (ft.)	Diameter (inches)	Material	Wgt/Rating/Screen # Used (lbs/ch no.)
Borehole	0	59	10		
Borehole	59	198	6		
Casing	0	59	6	Steel	19lbs
Casing	0	188	2	PVC	sch 40
Screen	188	198	2	PVC	.020

	Depth to Top (ft.)	Depth to Bottom (ft.)	Outer Diameter (in.)	Inner Diameter (in)	Material		
					Bentonite (lbs.)	Neat Cement (lbs.)	Water (gal.)
Grout	0	59	10	6	75	1410	120
Grout	0	186	6	2	75	1410	120
Gravel Pack	186	198	6	2	#2 Morrie		

Grouting Method: Pressure method (Tremie Pipe) Drilling Method: Air Rotary

ADDITIONAL INFORMATION

Protective Casing: Yes
Static Water Level: 23 ft. below land surface
Water Level Measure Tool: Tape
Well Development Period: .5 hrs.
Method of Development: Submersible Pump
Pump Type:

Pump Capacity: _ gpm
Total Design Head: _ ft.
Drilling Fluid:
Drill Rig: T-2
Health and Safety Plan Submitted? Yes

ATTACHMENTS:

GEOLOGIC LOG
0 - .5: Green OT - Other Grass / Topsoil
.5 - 38: Red OT - Other Sand, Silt, Clay
38 - 42: Red OT - Other Weathered Shale
42 - 198: Rede OT - Other Shale

ADDITIONAL INFORMATION:

Driller of Record: Bob Hough, JOURNEYMAN LICENSE # 0013756 Company: SUMMIT DRILLING CO INC

New Jersey State Department of Environmental Protection
Bureau of Water Allocation and Well Permitting
Mail Code 401-04Q PO BOX 420 Trenton, NJ 08625-0420 Tel: 609-984-6831

Well Permit Number
E201313298

MONITORING WELL RECORD

PROPERTY OWNER: N/A BOROUGH OF WATCHUNG

Company/Organization: Borough of Watchung

Address: 15 Mountain Avenue Watchung, New Jersey 07069

WELL LOCATION: Upper Drive Wells

Address: Upper Drive

County: Somerset Municipality: Watchung Boro Lot: ROW Block: ROW

Easting (X): 509557 Northing (Y): 655349
Coordinate System: NJ State Plane (NAD83) - USFEET

DATE WELL STARTED: October 14, 2013

DATE WELL COMPLETED: November 8, 2013

WELL USE: MONITORING

Other Use(s):

Local ID: MW-3D

WELL CONSTRUCTION

Total Depth Drilled (ft.): 505 Finished Well Depth (ft.): 350 Well Surface: Flush Mount

	Depth to Top (ft.)	Depth to Bottom (ft.)	Diameter (inches)	Material	Wgt/Rating/Screen # Used (lbs/ch no.)
Borehole	0	67	10		
Borehole	67	505	6		
Casing	0	67	6	Steel	19lbs
Casing	0	335	2	PVC	sch 40
Screen	335	350	2	PVC	.020

	Depth to Top (ft.)	Depth to Bottom (ft.)	Outer Diameter (in.)	Inner Diameter (in)	Material		
					Bentonite (lbs.)	Neat Cement (lbs.)	Water (gal.)
Grout	0	332	6	2	249	4681	398
Grout	0	67	10	6	96	1811	154
Grout	350	505	6	0	150	2820	240
Gravel Pack	332	350	6	2	#2 Morrie		

Grouting Method: Pressure method (Tremie Pipe) Drilling Method: Air Rotary

ADDITIONAL INFORMATION

Protective Casing: No
Static Water Level: 95 ft. below land surface
Water Level Measure Tool: Tape
Well Development Period: .5 hrs.
Method of Development: Air Lift
Pump Type:

Pump Capacity: _ gpm
Total Design Head: _ ft.
Drilling Fluid:
Drill Rig: T-2
Health and Safety Plan Submitted? Yes

ATTACHMENTS:

GEOLOGIC LOG
0 - .5: Black OT - Other Asphalt
.5 - 40: Red OT - Other Silt, Clay, some cobbles
40 - 57: Red OT - Other Weathered Shale
57 - 505: Red OT - Other Shale

ADDITIONAL INFORMATION:

Driller of Record: Roger Logel, MASTER LICENSE # 0001590 Company: SUMMIT DRILLING CO INC

Monitoring Well Certification Forms B

Carroll Engineering

105 Raider Boulevard, Suite 206
Hillsborough, NJ 08844
(908) 874-7500 • Fax (908) 874-5762
www.carrollengineering.com

LETTER OF TRANSMITTAL

TO: **Steve Feldmann**
Tetra Tech, Inc.
One Salem Square
295 Route 22 East Suite 104E
Whitehouse Station, NJ 08889

DATE: **1/27/14**
PROJ. NO: **13-5643-000**
ATTN:
RE:

WE ARE SENDING YOU: [X] Attached via FEDEXthe following items:
[ ] Shop drawings [ ] Prints [ ] Plans [ ] Samples [ ] Specifications
[ ] Copy of Letter [ ] Additional Work Authorization [X] Monitoring Well Form Bs

COPIES	DATE	NO.	DESCRIPTION
50 Signed and Sealed Forms	1/16/14		Monitoring Well Form Bs

THESE ARE TRANSMITTED AS CHECKED BELOW:

[ ] For approval
[ ] For your use
[X] As requested
[ ] For review and comment
[ ] FOR BIDS DUE ____
[ ] Approved as submitted
[ ] Approved as noted
[ ] Returned for corrections
[ ] _____
[ ] PRINTS RETURNED AFTER LOAN TO US
[ ] Resubmit_copies for approval
[ ] Submit_copies for distribution
[ ] Return__corrected prints

REMARKS:

COPY TO: _____ **SIGNED:** Geri Ann Myers

Carroll Engineering Offices
949 Easton Road • Warrington, PA 18976 • (215) 343-5700 • Fax (215) 343-0875
555 Second Avenue, Suite G-101 • Collegeville, PA 19426 • (610) 489-5100 • Fax (610) 489-2674

New Jersey Department of Environmental Protection
Site Remediation Program

Monitoring Well Certification Form B - Location Certification

Date Stamp
(For Department use only)

SECTION A. SITE NAME AND LOCATION

Site Name: Former Lockheed Electronics Company, Inc.

List all AKAs: Lockheed Electronics Company, Lockheed Electronics Co Inc.

Street Address: 1501 Route 22 West

Municipality: North Plainfield, New Jersey (Township, Borough or City) Watchung

County: Somerset County Zip Code: 07060-1821

Program Interest (PI) Number(s): 004334 Case Tracking Number(s): 90038

SECTION B. WELL OWNER AND LOCATION

1. Name of Well Owner: Lockheed Martin Corporation
2. Well Location (Street Address): North Plainfield Borough, Highway 22
3. Well Location (Municipal Block and Lot) Block# 6.02 Lot # 5

SECTION C. WELL LOCATION SPECIFICS

1. Well Permit Number (This number must be permanently affixed to the well casing): 25-43364
2. Site Well Number (As shown on application or plans): MW-501S
3. Geographic Coordinate NAD 83 to nearest 1/10 of a second:
   Longitude: West 74 25' 31.01" Latitude: North 40 38'08.69"
4. New Jersey State Plane Coordinates NAD 83 to nearest 10 feet:
   North 656,507.3150' East 512,861.1930'
5. Elevation of Top of Inner Casing (cap off) at reference mark (nearest 0.01'): 120.474'
6. Source of elevation datum (benchmark, number/description and elevation/datum. If an on-site datum is used, identify here, assume datum of 100', and give approximated actual elevation.)

KeyNetGPS-Horizontal:NAD 1983(2011 latest adjustment) & Vertical:NAVD 1988

7. Significant observations and notes:

SECTION D. LAND SURVEYOR'S CERTIFICATION

SEAL

I certify under penalty of law that I have personally examined and am familiar with the information submitted in this document and all attachments and that, based on my inquiry of those individuals immediately responsible for obtaining the information, I believe the submitted information is true, accurate and complete. I am aware that there are significant penalties for submitting false information including the possibility of fine and imprisonment.

Professional Land Surveyor's Signature: Howard C. Lopshire, PLS Date 1-16-2014

Surveyor's Name: Howard C. Lopshire License Number: 24GS02680300

Mailing Address 105 Raider Boulevard Suite 206

City/Town: Hillsborough State New Jersey Zip Code: 08844

Phone Number 908-874-7500 Ext.: 223 Fax: 908-874-5762

New Jersey Department of Environmental Protection
Site Remediation Program

Monitoring Well Certification Form B - Location Certification

Date Stamp
(For Department use only)

SECTION A. SITE NAME AND LOCATION

Site Name: Former Lockheed Electronics Company, Inc.

List all AKAs: Lockheed Electronics Company, Lockheed Electronics Co Inc.

Street Address: 1501 Route 22 West

Municipality: North Plainfield, New Jersey (Township, Borough or City) Watchung

County: Somerset County Zip Code: 07060-1821

Program Interest (PI) Number(s): 004334 Case Tracking Number(s): 90038

SECTION B. WELL OWNER AND LOCATION

1. Name of Well Owner: Lockheed Martin Corporation
2. Well Location (Street Address): North Plainfield Borough, Highway 22
3. Well Location (Municipal Block and Lot) Block# 6.02 Lot # 5

SECTION C. WELL LOCATION SPECIFICS

1. Well Permit Number (This number must be permanently affixed to the well casing): 25-43363
2. Site Well Number (As shown on application or plans): MW-501I
3. Geographic Coordinate NAD 83 to nearest 1/10 of a second:
   Longitude: West 74 25' 31.11" Latitude: North 40 38'08.62"
4. New Jersey State Plane Coordinates NAD 83 to nearest 10 feet:
   North 656,500.1210' East 512,853.6760'
5. Elevation of Top of Inner Casing (cap off) at reference mark (nearest 0.01'): 120.352'
6. Source of elevation datum (benchmark, number/description and elevation/datum. If an on-site datum is used, identify here, assume datum of 100', and give approximated actual elevation.)

KeyNetGPS-Horizontal:NAD 1983(2011 latest adjustment) & Vertical:NAVD 1988

7. Significant observations and notes:

SECTION D. LAND SURVEYOR'S CERTIFICATION

SEAL

I certify under penalty of law that I have personally examined and am familiar with the information submitted in this document and all attachments and that, based on my inquiry of those individuals immediately responsible for obtaining the information, I believe the submitted information is true, accurate and complete. I am aware that there are significant penalties for submitting false information including the possibility of fine and imprisonment.

Professional Land Surveyor's Signature: Howard C. Lopshire, PLS Date 1-16-2014

Surveyor's Name: Howard C. Lopshire License Number: 24GS02680300

Mailing Address 105 Raider Boulevard Suite 206

City/Town: Hillsborough State New Jersey Zip Code: 08844

Phone Number 908-874-7500 Ext.: 223 Fax: 908-874-5762

New Jersey Department of Environmental Protection
Site Remediation Program

Monitoring Well Certification Form B - Location Certification

Date Stamp
(For Department use only)

SECTION A. SITE NAME AND LOCATION

Site Name: Former Lockheed Electronics Company, Inc.

List all AKAs: Lockheed Electronics Company, Lockheed Electronics Co Inc.

Street Address: 1501 Route 22 West

Municipality: North Plainfield, New Jersey (Township, Borough or City) Watchung

County: Somerset County Zip Code: 07060-1821

Program Interest (PI) Number(s): 004334 Case Tracking Number(s): 90038

SECTION B. WELL OWNER AND LOCATION

1. Name of Well Owner Lockheed Martin Corporation
2. Well Location (Street Address) Highway 22 ROW
3. Well Location (Municipal Block and Lot) Block# N/A Lot # N/A

SECTION C. WELL LOCATION SPECIFICS

1. Well Permit Number (This number must be permanently affixed to the well casing): 25-43366
2. Site Well Number (As shown on application or plans): MW-502S
3. Geographic Coordinate NAD 83 to nearest 1/10 of a second:
   Longitude: West 74 25' 48.22" Latitude: North 40 37'55.41"
4. New Jersey State Plane Coordinates NAD 83 to nearest 10 feet:
   North 655,162.4060' East 511,535.3250'
5. Elevation of Top of Inner Casing (cap off) at reference mark (nearest 0.01'): 102.531'
6. Source of elevation datum (benchmark, number/description and elevation/datum. If an on-site datum is used, identify here, assume datum of 100', and give approximated actual elevation.)

KeyNetGPS-Horizontal:NAD 1983(2011 latest adjustment) & Vertical:NAVD 1988

7. Significant observations and notes:

SECTION D. LAND SURVEYOR'S CERTIFICATION

SEAL

I certify under penalty of law that I have personally examined and am familiar with the information submitted in this document and all attachments and that, based on my inquiry of those individuals immediately responsible for obtaining the information, I believe the submitted information is true, accurate and complete. I am aware that there are significant penalties for submitting false information including the possibility of fine and imprisonment.

Professional Land Surveyor's Signature: Howard C. Lopshire, PLS Date 1-16-2014

Surveyor's Name: Howard C. Lopshire License Number: 24GS02680300

Mailing Address 105 Raider Boulevard Suite 206

City/Town: Hillsborough State New Jersey Zip Code: 08844

Phone Number 908-874-7500 Ext.: 223 Fax: 908-874-5762

New Jersey Department of Environmental Protection
Site Remediation Program

Monitoring Well Certification Form B - Location Certification

Date Stamp
(For Department use only)

SECTION A. SITE NAME AND LOCATION

Site Name: Former Lockheed Electronics Company, Inc.

List all AKAs: Lockheed Electronics Company, Lockheed Electronics Co Inc.

Street Address: 1501 Route 22 West

Municipality: North Plainfield, New Jersey (Township, Borough or City) Watchung

County: Somerset County Zip Code: 07060-1821

Program Interest (PI) Number(s): 004334 Case Tracking Number(s): 90038

SECTION B. WELL OWNER AND LOCATION

1. Name of Well Owner: Lockheed Martin Corporation
2. Well Location (Street Address): Highway 22 ROW
3. Well Location (Municipal Block and Lot) Block# N/A Lot # N/A

SECTION C. WELL LOCATION SPECIFICS

1. Well Permit Number (This number must be permanently affixed to the well casing): 25-43365
2. Site Well Number (As shown on application or plans): MW-502I
3. Geographic Coordinate NAD 83 to nearest 1/10 of a second:
   Longitude: West 74 25' 48.33" Latitude: North 40 37'55.35"
4. New Jersey State Plane Coordinates NAD 83 to nearest 10 feet:
   North 655,156.9180' East 511,527.0230'
5. Elevation of Top of Inner Casing (cap off) at reference mark (nearest 0.01'): 102.602'
6. Source of elevation datum (benchmark, number/description and elevation/datum. If an on-site datum is used, identify here, assume datum of 100', and give approximated actual elevation.)

KeyNetGPS-Horizontal:NAD 1983(2011 latest adjustment) & Vertical:NAVD 1988

7. Significant observations and notes:

SECTION D. LAND SURVEYOR'S CERTIFICATION

SEAL

I certify under penalty of law that I have personally examined and am familiar with the information submitted in this document and all attachments and that, based on my inquiry of those individuals immediately responsible for obtaining the information, I believe the submitted information is true, accurate and complete. I am aware that there are significant penalties for submitting false information including the possibility of fine and imprisonment.

Professional Land Surveyor's Signature: Howard C. Lopshire, PLS Date 1-16-2014

Surveyor's Name: Howard C. Lopshire License Number: 24GS02680300

Mailing Address 105 Raider Boulevard Suite 206

City/Town: Hillsborough State New Jersey Zip Code: 08844

Phone Number 908-874-7500 Ext.: 223 Fax: 908-874-5762

New Jersey Department of Environmental Protection
Site Remediation Program

Monitoring Well Certification Form B - Location Certification

Date Stamp
(For Department use only)

SECTION A. SITE NAME AND LOCATION

Site Name: Former Lockheed Electronics Company, Inc.

List all AKAs: Lockheed Electronics Company, Lockheed Electronics Co Inc.

Street Address: 1501 Route 22 West

Municipality: North Plainfield, New Jersey (Township, Borough or City) Watchung

County: Somerset County Zip Code: 07060-1821

Program Interest (PI) Number(s): 004334 Case Tracking Number(s): 90038

SECTION B. WELL OWNER AND LOCATION

1. Name of Well Owner: Lockheed Martin Corporation
2. Well Location (Street Address): North Plainfield Borough, 411 Highway 22
3. Well Location (Municipal Block and Lot) Block# 6.01 Lot # 56

SECTION C. WELL LOCATION SPECIFICS

1. Well Permit Number (This number must be permanently affixed to the well casing): 25-43368
2. Site Well Number (As shown on application or plans): MW-503S
3. Geographic Coordinate NAD 83 to nearest 1/10 of a second:
   Longitude: West 74 25' 39.63" Latitude: North 40 38'01.43"
4. New Jersey State Plane Coordinates NAD 83 to nearest 10 feet:
   North 655,772.5220' East 512,197.1770'
5. Elevation of Top of Inner Casing (cap off) at reference mark (nearest 0.01'): 108.909'
6. Source of elevation datum (benchmark, number/description and elevation/datum. If an on-site datum is used, identify here, assume datum of 100', and give approximated actual elevation.)

KeyNetGPS-Horizontal:NAD 1983(2011 latest adjustment) & Vertical:NAVD 1988

7. Significant observations and notes:

SECTION D. LAND SURVEYOR'S CERTIFICATION

SEAL

I certify under penalty of law that I have personally examined and am familiar with the information submitted in this document and all attachments and that, based on my inquiry of those individuals immediately responsible for obtaining the information, I believe the submitted information is true, accurate and complete. I am aware that there are significant penalties for submitting false information including the possibility of fine and imprisonment.

Professional Land Surveyor's Signature: Howard C. Lopshire, PLS Date 1-16-2014

Surveyor's Name: Howard C. Lopshire License Number: 24GS02680300

Mailing Address 105 Raider Boulevard Suite 206

City/Town: Hillsborough State New Jersey Zip Code: 08844

Phone Number 908-874-7500 Ext.: 223 Fax: 908-874-5762

New Jersey Department of Environmental Protection
Site Remediation Program

Monitoring Well Certification Form B - Location Certification

Date Stamp
(For Department use only)

SECTION A. SITE NAME AND LOCATION

Site Name: Former Lockheed Electronics Company, Inc.

List all AKAs: Lockheed Electronics Company, Lockheed Electronics Co Inc.

Street Address: 1501 Route 22 West

Municipality: North Plainfield, New Jersey (Township, Borough or City) Watchung

County: Somerset County Zip Code: 07060-1821

Program Interest (PI) Number(s): 004334 Case Tracking Number(s): 90038

SECTION B. WELL OWNER AND LOCATION

1. Name of Well Owner: Lockheed Martin Corporation
2. Well Location (Street Address): North Plainfield Borough, 411 Highway 22
3. Well Location (Municipal Block and Lot) Block# 6.01 Lot # 56

SECTION C. WELL LOCATION SPECIFICS

1. Well Permit Number (This number must be permanently affixed to the well casing): 25-43367
2. Site Well Number (As shown on application or plans): MW-503I
3. Geographic Coordinate NAD 83 to nearest 1/10 of a second:
   Longitude: West 74 25' 39.68" Latitude: North 40 38'01.40"
4. New Jersey State Plane Coordinates NAD 83 to nearest 10 feet:
   North 655,768.7990' East 512,193.4130'
5. Elevation of Top of Inner Casing (cap off) at reference mark (nearest 0.01'): 108.693'
6. Source of elevation datum (benchmark, number/description and elevation/datum. If an on-site datum is used, identify here, assume datum of 100', and give approximated actual elevation.)

KeyNetGPS-Horizontal:NAD 1983(2011 latest adjustment) & Vertical:NAVD 1988

7. Significant observations and notes:

SECTION D. LAND SURVEYOR'S CERTIFICATION

SEAL

I certify under penalty of law that I have personally examined and am familiar with the information submitted in this document and all attachments and that, based on my inquiry of those individuals immediately responsible for obtaining the information, I believe the submitted information is true, accurate and complete. I am aware that there are significant penalties for submitting false information including the possibility of fine and imprisonment.

Professional Land Surveyor's Signature: Howard C. Lopshire PLS Date 1-16-2014

Surveyor's Name: Howard C. Lopshire License Number: 24GS02680300

Mailing Address 105 Raider Boulevard Suite 206

City/Town: Hillsborough State New Jersey Zip Code: 08844

Phone Number 908-874-7500 Ext.: 223 Fax: 908-874-5762

New Jersey Department of Environmental Protection
Site Remediation Program

Monitoring Well Certification Form B - Location Certification

Date Stamp
(For Department use only)

SECTION A. SITE NAME AND LOCATION

Site Name: Former Lockheed Electronics Company, Inc.

List all AKAs: Lockheed Electronics Company, Lockheed Electronics Co Inc.

Street Address: 1501 Route 22 West

Municipality: North Plainfield, New Jersey (Township, Borough or City) Watchung

County: Somerset County Zip Code: 07060-1821

Program Interest (PI) Number(s): 004334 Case Tracking Number(s): 90038

SECTION B. WELL OWNER AND LOCATION

1. Name of Well Owner: Lockheed Martin Corporation
2. Well Location (Street Address): North Plainfield Borough, Corbett Place ROW
3. Well Location (Municipal Block and Lot) Block# N/A Lot # N/A

SECTION C. WELL LOCATION SPECIFICS

1. Well Permit Number (This number must be permanently affixed to the well casing): 25-43520
2. Site Well Number (As shown on application or plans): MW-504S
3. Geographic Coordinate NAD 83 to nearest 1/10 of a second:
   Longitude: West 74 25' 33.01" Latitude: North 40 38'02.66"
4. New Jersey State Plane Coordinates NAD 83 to nearest 10 feet:
   North 655,897.0850' East 512,707.8030'
5. Elevation of Top of Inner Casing (cap off) at reference mark (nearest 0.01'): 110.645'
6. Source of elevation datum (benchmark, number/description and elevation/datum. If an on-site datum is used, identify here, assume datum of 100', and give approximated actual elevation.)

KeyNetGPS-Horizontal:NAD 1983(2011 latest adjustment) & Vertical:NAVD 1988

7. Significant observations and notes:

SECTION D. LAND SURVEYOR'S CERTIFICATION

SEAL

I certify under penalty of law that I have personally examined and am familiar with the information submitted in this document and all attachments and that, based on my inquiry of those individuals immediately responsible for obtaining the information, I believe the submitted information is true, accurate and complete. I am aware that there are significant penalties for submitting false information including the possibility of fine and imprisonment.

Professional Land Surveyor's Signature: Howard C. Lopshire, PLS Date 1-16-2014

Surveyor's Name: Howard C. Lopshire License Number: 24GS02680300

Mailing Address 105 Raider Boulevard Suite 206

City/Town: Hillsborough State New Jersey Zip Code: 08844

Phone Number 908-874-7500 Ext.: 223 Fax: 908-874-5762

New Jersey Department of Environmental Protection
Site Remediation Program

Monitoring Well Certification Form B - Location Certification

Date Stamp
(For Department use only)

SECTION A. SITE NAME AND LOCATION

Site Name: Former Lockheed Electronics Company, Inc.

List all AKAs: Lockheed Electronics Company, Lockheed Electronics Co Inc.

Street Address: 1501 Route 22 West

Municipality: North Plainfield, New Jersey (Township, Borough or City) Watchung

County: Somerset County Zip Code: 07060-1821

Program Interest (PI) Number(s): 004334 Case Tracking Number(s): 90038

SECTION B. WELL OWNER AND LOCATION

1. Name of Well Owner: Lockheed Martin Corporation
2. Well Location (Street Address): North Plainfield Borough, Corbett Place ROW
3. Well Location (Municipal Block and Lot) Block# N/A Lot # N/A

SECTION C. WELL LOCATION SPECIFICS

1. Well Permit Number (This number must be permanently affixed to the well casing): 25-43521
2. Site Well Number (As shown on application or plans): MW-504I
3. Geographic Coordinate NAD 83 to nearest 1/10 of a second:
   Longitude: West 74 25' 33.15" Latitude: North 40 38'02.53"
4. New Jersey State Plane Coordinates NAD 83 to nearest 10 feet:
   North 655,883.9120' East 512,696.5530'
5. Elevation of Top of Inner Casing (cap off) at reference mark (nearest 0.01'): 110.987'
6. Source of elevation datum (benchmark, number/description and elevation/datum. If an on-site datum is used, identify here, assume datum of 100', and give approximated actual elevation.)

KeyNetGPS-Horizontal:NAD 1983(2011 latest adjustment) & Vertical:NAVD 1988

7. Significant observations and notes:

SECTION D. LAND SURVEYOR'S CERTIFICATION

SEAL

I certify under penalty of law that I have personally examined and am familiar with the information submitted in this document and all attachments and that, based on my inquiry of those individuals immediately responsible for obtaining the information, I believe the submitted information is true, accurate and complete. I am aware that there are significant penalties for submitting false information including the possibility of fine and imprisonment.

Professional Land Surveyor's Signature: Howard C. Lopshire, PLS Date 1-16-2014

Surveyor's Name: Howard C. Lopshire License Number: 24GS02680300

Mailing Address 105 Raider Boulevard Suite 206

City/Town: Hillsborough State New Jersey Zip Code: 08844

Phone Number 908-874-7500 Ext.: 223 Fax: 908-874-5762

New Jersey Department of Environmental Protection
Site Remediation Program

Monitoring Well Certification Form B - Location Certification

Date Stamp
(For Department use only)

SECTION A. SITE NAME AND LOCATION

Site Name: Former Lockheed Electronics Company, Inc.

List all AKAs: Lockheed Electronics Company, Lockheed Electronics Co Inc.

Street Address: 1501 Route 22 West

Municipality: North Plainfield, New Jersey (Township, Borough or City) Watchung

County: Somerset County Zip Code: 07060-1821

Program Interest (PI) Number(s): 004334 Case Tracking Number(s): 90038

SECTION B. WELL OWNER AND LOCATION

1. Name of Well Owner: Lockheed Martin Corporation
2. Well Location (Street Address): North Plainfield Borough Adjacent to Belmont Avenue
3. Well Location (Municipal Block and Lot) Block# 5.00 Lot # 19

SECTION C. WELL LOCATION SPECIFICS

1. Well Permit Number (This number must be permanently affixed to the well casing): 25-43522
2. Site Well Number (As shown on application or plans): MW-505S
3. Geographic Coordinate NAD 83 to nearest 1/10 of a second:
   Longitude: West 74 25' 41.35" Latitude: North 40 37'55.88"
4. New Jersey State Plane Coordinates NAD 83 to nearest 10 feet:
   North 655,210.6170' East 512,065.3630'
5. Elevation of Top of Inner Casing (cap off) at reference mark (nearest 0.01'): 106.551'
6. Source of elevation datum (benchmark, number/description and elevation/datum. If an on-site datum is used, identify here, assume datum of 100', and give approximated actual elevation.)

KeyNetGPS-Horizontal:NAD 1983(2011 latest adjustment) & Vertical:NAVD 1988

7. Significant observations and notes:

SECTION D. LAND SURVEYOR'S CERTIFICATION

SEAL

I certify under penalty of law that I have personally examined and am familiar with the information submitted in this document and all attachments and that, based on my inquiry of those individuals immediately responsible for obtaining the information, I believe the submitted information is true, accurate and complete. I am aware that there are significant penalties for submitting false information including the possibility of fine and imprisonment.

Professional Land Surveyor's Signature: Howard C. Lopshire, PLS Date 1-16-2014

Surveyor's Name: Howard C. Lopshire License Number: 24GS02680300

Mailing Address 105 Raider Boulevard Suite 206

City/Town: Hillsborough State New Jersey Zip Code: 08844

Phone Number 908-874-7500 Ext.: 223 Fax: 908-874-5762

New Jersey Department of Environmental Protection
Site Remediation Program

Monitoring Well Certification Form B - Location Certification

Date Stamp
(For Department use only)

SECTION A. SITE NAME AND LOCATION

Site Name: Former Lockheed Electronics Company, Inc.

List all AKAs: Lockheed Electronics Company, Lockheed Electronics Co Inc.

Street Address: 1501 Route 22 West

Municipality: North Plainfield, New Jersey (Township, Borough or City) Watchung

County: Somerset County Zip Code: 07060-1821

Program Interest (PI) Number(s): 004334 Case Tracking Number(s): 90038

SECTION B. WELL OWNER AND LOCATION

1. Name of Well Owner: Lockheed Martin Corporation
2. Well Location (Street Address): North Plainfield Borough Adjacent to Belmont Avenue
3. Well Location (Municipal Block and Lot) Block# 5.00 Lot # 19

SECTION C. WELL LOCATION SPECIFICS

1. Well Permit Number (This number must be permanently affixed to the well casing): 25-43523
2. Site Well Number (As shown on application or plans): MW-505I
3. Geographic Coordinate NAD 83 to nearest 1/10 of a second:
   Longitude: West 74 25' 41.43" Latitude: North 40 37'55.88"
4. New Jersey State Plane Coordinates NAD 83 to nearest 10 feet:
   North 655,210.0890' East 512,058.9040'
5. Elevation of Top of Inner Casing (cap off) at reference mark (nearest 0.01'): 106.997'
6. Source of elevation datum (benchmark, number/description and elevation/datum. If an on-site datum is used, identify here, assume datum of 100', and give approximated actual elevation.)

KeyNetGPS-Horizontal:NAD 1983(2011 latest adjustment) & Vertical:NAVD 1988

7. Significant observations and notes:

SECTION D. LAND SURVEYOR'S CERTIFICATION

SEAL

I certify under penalty of law that I have personally examined and am familiar with the information submitted in this document and all attachments and that, based on my inquiry of those individuals immediately responsible for obtaining the information, I believe the submitted information is true, accurate and complete. I am aware that there are significant penalties for submitting false information including the possibility of fine and imprisonment.

Professional Land Surveyor's Signature: Howard C. Lopshire, PLS Date 1-16-2014

Surveyor's Name: Howard C. Lopshire License Number: 24GS02680300

Mailing Address 105 Raider Boulevard Suite 206

City/Town: Hillsborough State New Jersey Zip Code: 08844

Phone Number 908-874-7500 Ext.: 223 Fax: 908-874-5762

New Jersey Department of Environmental Protection
Site Remediation Program

Monitoring Well Certification Form B - Location Certification

Date Stamp
(For Department use only)

SECTION A. SITE NAME AND LOCATION

Site Name: Former Lockheed Electronics Company, Inc.

List all AKAs: Lockheed Electronics Company, Lockheed Electronics Co Inc.

Street Address: 1501 Route 22 West

Municipality: North Plainfield, New Jersey (Township, Borough or City) Watchung

County: Somerset County Zip Code: 07060-1821

Program Interest (PI) Number(s): 004334 Case Tracking Number(s): 90038

SECTION B. WELL OWNER AND LOCATION

1. Name of Well Owner: Lockheed Martin Corporation
2. Well Location (Street Address): North Plainfield Borough, North Drive ROW
3. Well Location (Municipal Block and Lot) Block# N/A Lot # N/A

SECTION C. WELL LOCATION SPECIFICS

1. Well Permit Number (This number must be permanently affixed to the well casing): 25-43517
2. Site Well Number (As shown on application or plans): MW-506S
3. Geographic Coordinate NAD 83 to nearest 1/10 of a second:
   Longitude: West 74 25' 54.15" Latitude: North 40 37'57.44"
4. New Jersey State Plane Coordinates NAD 83 to nearest 10 feet:
   North 655,367.7880' East 511,077.9070'
5. Elevation of Top of Inner Casing (cap off) at reference mark (nearest 0.01'): 120.960'
6. Source of elevation datum (benchmark, number/description and elevation/datum. If an on-site datum is used, identify here, assume datum of 100', and give approximated actual elevation.)

KeyNetGPS-Horizontal:NAD 1983(2011 latest adjustment) & Vertical:NAVD 1988

7. Significant observations and notes:

SECTION D. LAND SURVEYOR'S CERTIFICATION

SEAL

I certify under penalty of law that I have personally examined and am familiar with the information submitted in this document and all attachments and that, based on my inquiry of those individuals immediately responsible for obtaining the information, I believe the submitted information is true, accurate and complete. I am aware that there are significant penalties for submitting false information including the possibility of fine and imprisonment.

Professional Land Surveyor's Signature: Howard C. Lopshire, PLS Date 1-16-2014

Surveyor's Name: Howard C. Lopshire License Number: 24GS02680300

Mailing Address 105 Raider Boulevard Suite 206

City/Town: Hillsborough State New Jersey Zip Code: 08844

Phone Number 908-874-7500 Ext.: 223 Fax: 908-874-5762

New Jersey Department of Environmental Protection
Site Remediation Program

Monitoring Well Certification Form B - Location Certification

Date Stamp
(For Department use only)

SECTION A. SITE NAME AND LOCATION

Site Name: Former Lockheed Electronics Company, Inc.

List all AKAs: Lockheed Electronics Company, Lockheed Electronics Co Inc.

Street Address: 1501 Route 22 West

Municipality: North Plainfield, New Jersey (Township, Borough or City) Watchung

County: Somerset County Zip Code: 07060-1821

Program Interest (PI) Number(s): 004334 Case Tracking Number(s): 90038

SECTION B. WELL OWNER AND LOCATION

1. Name of Well Owner: Lockheed Martin Corporation
2. Well Location (Street Address): North Plainfield Borough, North Drive ROW
3. Well Location (Municipal Block and Lot) Block# N/A Lot # N/A

SECTION C. WELL LOCATION SPECIFICS

1. Well Permit Number (This number must be permanently affixed to the well casing): 25-43518
2. Site Well Number (As shown on application or plans): MW-506I
3. Geographic Coordinate NAD 83 to nearest 1/10 of a second:
   Longitude: West 74 25' 54.02" Latitude: North 40 37'57.36"
4. New Jersey State Plane Coordinates NAD 83 to nearest 10 feet:
   North 655,359.4260' East 511,088.3110'
5. Elevation of Top of Inner Casing (cap off) at reference mark (nearest 0.01'): 119.994'
6. Source of elevation datum (benchmark, number/description and elevation/datum. If an on-site datum is used, identify here, assume datum of 100', and give approximated actual elevation.)

KeyNetGPS-Horizontal:NAD 1983(2011 latest adjustment) & Vertical:NAVD 1988

7. Significant observations and notes:

SECTION D. LAND SURVEYOR'S CERTIFICATION

SEAL

I certify under penalty of law that I have personally examined and am familiar with the information submitted in this document and all attachments and that, based on my inquiry of those individuals immediately responsible for obtaining the information, I believe the submitted information is true, accurate and complete. I am aware that there are significant penalties for submitting false information including the possibility of fine and imprisonment.

Professional Land Surveyor's Signature: Howard C. Lopshire, PLS Date 1-16-2014

Surveyor's Name: Howard C. Lopshire License Number: 24GS02680300

Mailing Address 105 Raider Boulevard Suite 206

City/Town: Hillsborough State New Jersey Zip Code: 08844

Phone Number 908-874-7500 Ext.: 223 Fax: 908-874-5762

New Jersey Department of Environmental Protection
Site Remediation Program

Monitoring Well Certification Form B - Location Certification

Date Stamp
(For Department use only)

SECTION A. SITE NAME AND LOCATION

Site Name: Former Lockheed Electronics Company, Inc.

List all AKAs: Lockheed Electronics Company, Lockheed Electronics Co Inc.

Street Address: 1501 Route 22 West

Municipality: North Plainfield, New Jersey (Township, Borough or City) Watchung

County: Somerset County Zip Code: 07060-1821

Program Interest (PI) Number(s): 004334 Case Tracking Number(s): 90038

SECTION B. WELL OWNER AND LOCATION

1. Name of Well Owner: Lockheed Martin Corporation
2. Well Location (Street Address): Watchung Borough, East Drive
3. Well Location (Municipal Block and Lot) Block# 56.01 Lot # 2.01

SECTION C. WELL LOCATION SPECIFICS

1. Well Permit Number (This number must be permanently affixed to the well casing): 25-43516
2. Site Well Number (As shown on application or plans): MW-507S
3. Geographic Coordinate NAD 83 to nearest 1/10 of a second:
   Longitude: West 74 25' 48.51" Latitude: North 40 38'08.35"
4. New Jersey State Plane Coordinates NAD 83 to nearest 10 feet:
   North 656,472.2390' East 511,512.0090'
5. Elevation of Top of Inner Casing (cap off) at reference mark (nearest 0.01'): 175.168'
6. Source of elevation datum (benchmark, number/description and elevation/datum. If an on-site datum is used, identify here, assume datum of 100', and give approximated actual elevation.)

KeyNetGPS-Horizontal:NAD 1983(2011 latest adjustment) & Vertical:NAVD 1988

7. Significant observations and notes:

SECTION D. LAND SURVEYOR'S CERTIFICATION

SEAL

I certify under penalty of law that I have personally examined and am familiar with the information submitted in this document and all attachments and that, based on my inquiry of those individuals immediately responsible for obtaining the information, I believe the submitted information is true, accurate and complete. I am aware that there are significant penalties for submitting false information including the possibility of fine and imprisonment.

Professional Land Surveyor's Signature: Howard C. Lopshire, PLS Date 1-16-2014

Surveyor's Name: Howard C. Lopshire License Number: 24GS02680300

Mailing Address 105 Raider Boulevard Suite 206

City/Town: Hillsborough State New Jersey Zip Code: 08844

Phone Number 908-874-7500 Ext.: 223 Fax: 908-874-5762

New Jersey Department of Environmental Protection
Site Remediation Program

Monitoring Well Certification Form B - Location Certification

Date Stamp
(For Department use only)

SECTION A. SITE NAME AND LOCATION

Site Name: Former Lockheed Electronics Company, Inc.

List all AKAs: Lockheed Electronics Company, Lockheed Electronics Co Inc.

Street Address: 1501 Route 22 West

Municipality: North Plainfield, New Jersey (Township, Borough or City) Watchung

County: Somerset County Zip Code: 07060-1821

Program Interest (PI) Number(s): 004334 Case Tracking Number(s): 90038

SECTION B. WELL OWNER AND LOCATION

1. Name of Well Owner: Lockheed Martin Corporation
2. Well Location (Street Address): Watchung Borough, East Drive
3. Well Location (Municipal Block and Lot) Block# 56.01 Lot # 2.01

SECTION C. WELL LOCATION SPECIFICS

1. Well Permit Number (This number must be permanently affixed to the well casing): 25-43821
2. Site Well Number (As shown on application or plans): MW-507I
3. Geographic Coordinate NAD 83 to nearest 1/10 of a second:
   Longitude: West 74 25' 48.55" Latitude: North 40 38'08.32"
4. New Jersey State Plane Coordinates NAD 83 to nearest 10 feet:
   North 656,468.7550' East 511,509.3430'
5. Elevation of Top of Inner Casing (cap off) at reference mark (nearest 0.01'): 175.023'
6. Source of elevation datum (benchmark, number/description and elevation/datum. If an on-site datum is used, identify here, assume datum of 100', and give approximated actual elevation.)

KeyNetGPS-Horizontal:NAD 1983(2011 latest adjustment) & Vertical:NAVD 1988

7. Significant observations and notes:

SECTION D. LAND SURVEYOR'S CERTIFICATION

SEAL

I certify under penalty of law that I have personally examined and am familiar with the information submitted in this document and all attachments and that, based on my inquiry of those individuals immediately responsible for obtaining the information, I believe the submitted information is true, accurate and complete. I am aware that there are significant penalties for submitting false information including the possibility of fine and imprisonment.

Professional Land Surveyor's Signature: Howard C. Lopshire, PLS Date 1-16-2014

Surveyor's Name: Howard C. Lopshire License Number: 24GS02680300

Mailing Address 105 Raider Boulevard Suite 206

City/Town: Hillsborough State New Jersey Zip Code: 08844

Phone Number 908-874-7500 Ext.: 223 Fax: 908-874-5762

New Jersey Department of Environmental Protection
Site Remediation Program

Monitoring Well Certification Form B - Location Certification

Date Stamp
(For Department use only)

SECTION A. SITE NAME AND LOCATION

Site Name: Former Lockheed Electronics Company, Inc.

List all AKAs: Lockheed Electronics Company, Lockheed Electronics Co Inc.

Street Address: 1501 Route 22 West

Municipality: North Plainfield, New Jersey (Township, Borough or City) Watchung

County: Somerset County Zip Code: 07060-1821

Program Interest (PI) Number(s): 004334 Case Tracking Number(s): 90038

SECTION B. WELL OWNER AND LOCATION

1. Name of Well Owner: Lockheed Martin Corporation
2. Well Location (Street Address): Watchung Borough, East Drive, ROW
3. Well Location (Municipal Block and Lot) Block# N/A Lot # N/A

SECTION C. WELL LOCATION SPECIFICS

1. Well Permit Number (This number must be permanently affixed to the well casing): 25-43524
2. Site Well Number (As shown on application or plans): MW-508S
3. Geographic Coordinate NAD 83 to nearest 1/10 of a second:
   Longitude: West 74 25' 40.97" Latitude: North 40 38'14.40"
4. New Jersey State Plane Coordinates NAD 83 to nearest 10 feet:
   North 657,084.6610' East 512,092.7380'
5. Elevation of Top of Inner Casing (cap off) at reference mark (nearest 0.01'): 185.847'
6. Source of elevation datum (benchmark, number/description and elevation/datum. If an on-site datum is used, identify here, assume datum of 100', and give approximated actual elevation.)

KeyNetGPS-Horizontal:NAD 1983(2011 latest adjustment) & Vertical:NAVD 1988

7. Significant observations and notes:

SECTION D. LAND SURVEYOR'S CERTIFICATION

SEAL

I certify under penalty of law that I have personally examined and am familiar with the information submitted in this document and all attachments and that, based on my inquiry of those individuals immediately responsible for obtaining the information, I believe the submitted information is true, accurate and complete. I am aware that there are significant penalties for submitting false information including the possibility of fine and imprisonment.

Professional Land Surveyor's Signature: Howard C. Lopshire, PLS Date 1-16-2014

Surveyor's Name: Howard C. Lopshire License Number: 24GS02680300

Mailing Address 105 Raider Boulevard Suite 206

City/Town: Hillsborough State New Jersey Zip Code: 08844

Phone Number 908-874-7500 Ext.: 223 Fax: 908-874-5762

New Jersey Department of Environmental Protection
Site Remediation Program

Monitoring Well Certification Form B - Location Certification

Date Stamp
(For Department use only)

SECTION A. SITE NAME AND LOCATION

Site Name: Former Lockheed Electronics Company, Inc.

List all AKAs: Lockheed Electronics Company, Lockheed Electronics Co Inc.

Street Address: 1501 Route 22 West

Municipality: North Plainfield, New Jersey (Township, Borough or City) Watchung

County: Somerset County Zip Code: 07060-1821

Program Interest (PI) Number(s): 004334 Case Tracking Number(s): 90038

SECTION B. WELL OWNER AND LOCATION

1. Name of Well Owner: Lockheed Martin Corporation
2. Well Location (Street Address): Watchung Borough, East Drive, ROW
3. Well Location (Municipal Block and Lot) Block# N/A Lot # N/A

SECTION C. WELL LOCATION SPECIFICS

1. Well Permit Number (This number must be permanently affixed to the well casing): 25-43525
2. Site Well Number (As shown on application or plans): MW-508D
3. Geographic Coordinate NAD 83 to nearest 1/10 of a second:
   Longitude: West 74 25' 41.01" Latitude: North 40 38'14.36"
4. New Jersey State Plane Coordinates NAD 83 to nearest 10 feet:
   North 657,080.8290' East 512,089.4230'
5. Elevation of Top of Inner Casing (cap off) at reference mark (nearest 0.01'): 185.516'
6. Source of elevation datum (benchmark, number/description and elevation/datum. If an on-site datum is used, identify here, assume datum of 100', and give approximated actual elevation.)

KeyNetGPS-Horizontal:NAD 1983(2011 latest adjustment) & Vertical:NAVD 1988

7. Significant observations and notes:

SECTION D. LAND SURVEYOR'S CERTIFICATION

SEAL

I certify under penalty of law that I have personally examined and am familiar with the information submitted in this document and all attachments and that, based on my inquiry of those individuals immediately responsible for obtaining the information, I believe the submitted information is true, accurate and complete. I am aware that there are significant penalties for submitting false information including the possibility of fine and imprisonment.

Professional Land Surveyor's Signature Howard C. Lopshire Date 1-16-2014

Surveyor's Name: Howard C. Lopshire License Number: 24GS02680300

Mailing Address 105 Raider Boulevard Suite 206

City/Town: Hillsborough State New Jersey Zip Code: 08844

Phone Number 908-874-7500 Ext.: 223 Fax: 908-874-5762

New Jersey Department of Environmental Protection
Site Remediation Program

Monitoring Well Certification Form B - Location Certification

Date Stamp
(For Department use only)

SECTION A. SITE NAME AND LOCATION

Site Name: Former Lockheed Electronics Company, Inc.

List all AKAs: Lockheed Electronics Company, Lockheed Electronics Co Inc.

Street Address: 1501 Route 22 West

Municipality: North Plainfield, New Jersey (Township, Borough or City) Watchung

County: Somerset County Zip Code: 07060-1821

Program Interest (PI) Number(s): 004334 Case Tracking Number(s): 90038

SECTION B. WELL OWNER AND LOCATION

1. Name of Well Owner: Lockheed Martin Corporation
2. Well Location (Street Address): Watchung Borough, 1511 Route 22 West
3. Well Location (Municipal Block and Lot) Block# 57.03 Lot # 2.01

SECTION C. WELL LOCATION SPECIFICS

1. Well Permit Number (This number must be permanently affixed to the well casing): 25-47891
2. Site Well Number (As shown on application or plans): MW-531S
3. Geographic Coordinate NAD 83 to nearest 1/10 of a second:
   Longitude: West 74 25' 04.01" Latitude: North 40 38'29.60"
4. New Jersey State Plane Coordinates NAD 83 to nearest 10 feet:
   North 658,625.0350' East 514,940.8350'
5. Elevation of Top of Inner Casing (cap off) at reference mark (nearest 0.01'): 137.190'
6. Source of elevation datum (benchmark, number/description and elevation/datum. If an on-site datum is used, identify here, assume datum of 100', and give approximated actual elevation.)

KeyNetGPS-Horizontal:NAD 1983(2011 latest adjustment) & Vertical:NAVD 1988

7. Significant observations and notes:

SECTION D. LAND SURVEYOR'S CERTIFICATION

SEAL

I certify under penalty of law that I have personally examined and am familiar with the information submitted in this document and all attachments and that, based on my inquiry of those individuals immediately responsible for obtaining the information, I believe the submitted information is true, accurate and complete. I am aware that there are significant penalties for submitting false information including the possibility of fine and imprisonment.

Professional Land Surveyor's Signature: Howard C. Lopshire, PLS Date 1-16-2014

Surveyor's Name: Howard C. Lopshire License Number: 24GS02680300

Mailing Address 105 Raider Boulevard Suite 206

City/Town: Hillsborough State New Jersey Zip Code: 08844

Phone Number 908-874-7500 Ext.: 223 Fax: 908-874-5762

New Jersey Department of Environmental Protection
Site Remediation Program

Monitoring Well Certification Form B - Location Certification

Date Stamp
(For Department use only)

SECTION A. SITE NAME AND LOCATION

Site Name: Former Lockheed Electronics Company, Inc.

List all AKAs: Lockheed Electronics Company, Lockheed Electronics Co Inc.

Street Address: 1501 Route 22 West

Municipality: North Plainfield, New Jersey (Township, Borough or City) Watchung

County: Somerset County Zip Code: 07060-1821

Program Interest (PI) Number(s): 004334 Case Tracking Number(s): 90038

SECTION B. WELL OWNER AND LOCATION

1. Name of Well Owner: Lockheed Martin Corporation
2. Well Location (Street Address): Watchung Borough, 1511 Route 22 West
3. Well Location (Municipal Block and Lot) Block# 57.03 Lot # 2.01

SECTION C. WELL LOCATION SPECIFICS

1. Well Permit Number (This number must be permanently affixed to the well casing): 25-47890
2. Site Well Number (As shown on application or plans): MW-531I
3. Geographic Coordinate NAD 83 to nearest 1/10 of a second:
   Longitude: West 74 25' 04.17" Latitude: North 40 38'29.66"
4. New Jersey State Plane Coordinates NAD 83 to nearest 10 feet:
   North 658,631.7340' East 514,927.9060'
5. Elevation of Top of Inner Casing (cap off) at reference mark (nearest 0.01'): 137.036'
6. Source of elevation datum (benchmark, number/description and elevation/datum. If an on-site datum is used, identify here, assume datum of 100', and give approximated actual elevation.)

KeyNetGPS-Horizontal:NAD 1983(2011 latest adjustment) & Vertical:NAVD 1988

7. Significant observations and notes:

SECTION D. LAND SURVEYOR'S CERTIFICATION

SEAL

I certify under penalty of law that I have personally examined and am familiar with the information submitted in this document and all attachments and that, based on my inquiry of those individuals immediately responsible for obtaining the information, I believe the submitted information is true, accurate and complete. I am aware that there are significant penalties for submitting false information including the possibility of fine and imprisonment.

Professional Land Surveyor's Signature: Howard C. Lopshire, PLS Date 1-16-2014

Surveyor's Name: Howard C. Lopshire License Number: 24GS02680300

Mailing Address 105 Raider Boulevard Suite 206

City/Town: Hillsborough State New Jersey Zip Code: 08844

Phone Number 908-874-7500 Ext.: 223 Fax: 908-874-5762

New Jersey Department of Environmental Protection
Site Remediation Program

Monitoring Well Certification Form B - Location Certification

Date Stamp
(For Department use only)

SECTION A. SITE NAME AND LOCATION

Site Name: Former Lockheed Electronics Company, Inc.

List all AKAs: Lockheed Electronics Company, Lockheed Electronics Co Inc.

Street Address: 1501 Route 22 West

Municipality: North Plainfield, New Jersey (Township, Borough or City) Watchung

County: Somerset County Zip Code: 07060-1821

Program Interest (PI) Number(s): 004334 Case Tracking Number(s): 90038

SECTION B. WELL OWNER AND LOCATION

1. Name of Well Owner: Lockheed Martin Corporation
2. Well Location (Street Address): Watchung Borough, 1511 Route 22 West
3. Well Location (Municipal Block and Lot) Block# 57.03 Lot # 2.01

SECTION C. WELL LOCATION SPECIFICS

1. Well Permit Number (This number must be permanently affixed to the well casing): 25-47893
2. Site Well Number (As shown on application or plans): MW-532S
3. Geographic Coordinate NAD 83 to nearest 1/10 of a second:
   Longitude: West 74 25' 12.94" Latitude: North 40 38'35.41"
4. New Jersey State Plane Coordinates NAD 83 to nearest 10 feet:
   North 659,212.4590' East 514,251.8850'
5. Elevation of Top of Inner Casing (cap off) at reference mark (nearest 0.01'): 183.654'
6. Source of elevation datum (benchmark, number/description and elevation/datum. If an on-site datum is used, identify here, assume datum of 100', and give approximated actual elevation.)

KeyNetGPS-Horizontal:NAD 1983(2011 latest adjustment) & Vertical:NAVD 1988

7. Significant observations and notes:

SECTION D. LAND SURVEYOR'S CERTIFICATION

SEAL

I certify under penalty of law that I have personally examined and am familiar with the information submitted in this document and all attachments and that, based on my inquiry of those individuals immediately responsible for obtaining the information, I believe the submitted information is true, accurate and complete. I am aware that there are significant penalties for submitting false information including the possibility of fine and imprisonment.

Professional Land Surveyor's Signature: Howard C. Lopshire, PLS Date 1-16-2014

Surveyor's Name: Howard C. Lopshire License Number: 24GS02680300

Mailing Address 105 Raider Boulevard Suite 206

City/Town: Hillsborough State New Jersey Zip Code: 08844

Phone Number 908-874-7500 Ext.: 223 Fax: 908-874-5762

New Jersey Department of Environmental Protection
Site Remediation Program

Monitoring Well Certification Form B - Location Certification

Date Stamp
(For Department use only)

SECTION A. SITE NAME AND LOCATION

Site Name: Former Lockheed Electronics Company, Inc.

List all AKAs: Lockheed Electronics Company, Lockheed Electronics Co Inc.

Street Address: 1501 Route 22 West

Municipality: North Plainfield, New Jersey (Township, Borough or City) Watchung

County: Somerset County Zip Code: 07060-1821

Program Interest (PI) Number(s): 004334 Case Tracking Number(s): 90038

SECTION B. WELL OWNER AND LOCATION

1. Name of Well Owner: Lockheed Martin Corporation
2. Well Location (Street Address): Watchung Borough, 1511 Route 22 West
3. Well Location (Municipal Block and Lot) Block# 57.03 Lot # 2.01

SECTION C. WELL LOCATION SPECIFICS

1. Well Permit Number (This number must be permanently affixed to the well casing): 25-47892
2. Site Well Number (As shown on application or plans): MW-532D
3. Geographic Coordinate NAD 83 to nearest 1/10 of a second:
   Longitude: West 74 25' 13.10" Latitude: North 40 38'35.50"
4. New Jersey State Plane Coordinates NAD 83 to nearest 10 feet:
   North 659,221.2570' East 514,239.5720'
5. Elevation of Top of Inner Casing (cap off) at reference mark (nearest 0.01'): 184.793'
6. Source of elevation datum (benchmark, number/description and elevation/datum. If an on-site datum is used, identify here, assume datum of 100', and give approximated actual elevation.)

KeyNetGPS-Horizontal:NAD 1983(2011 latest adjustment) & Vertical:NAVD 1988

7. Significant observations and notes:

SECTION D. LAND SURVEYOR'S CERTIFICATION

SEAL

I certify under penalty of law that I have personally examined and am familiar with the information submitted in this document and all attachments and that, based on my inquiry of those individuals immediately responsible for obtaining the information, I believe the submitted information is true, accurate and complete. I am aware that there are significant penalties for submitting false information including the possibility of fine and imprisonment.

Professional Land Surveyor's Signature: Howard C. Lopshire, PLS Date 1-16-2014

Surveyor's Name: Howard C. Lopshire License Number: 24GS02680300

Mailing Address 105 Raider Boulevard Suite 206

City/Town: Hillsborough State New Jersey Zip Code: 08844

Phone Number 908-874-7500 Ext.: 223 Fax: 908-874-5762

New Jersey Department of Environmental Protection
Site Remediation Program

Monitoring Well Certification Form B - Location Certification

Date Stamp
(For Department use only)

SECTION A. SITE NAME AND LOCATION

Site Name: Former Lockheed Electronics Company, Inc.

List all AKAs: Lockheed Electronics Company, Lockheed Electronics Co Inc.

Street Address: 1501 Route 22 West

Municipality: North Plainfield, New Jersey (Township, Borough or City) Watchung

County: Somerset County Zip Code: 07060-1821

Program Interest (PI) Number(s): 004334 Case Tracking Number(s): 90038

SECTION B. WELL OWNER AND LOCATION

1. Name of Well Owner: Lockheed Martin Corporation
2. Well Location (Street Address): North Plainfield Borough, Henry Court ROW
3. Well Location (Municipal Block and Lot) Block# N/A Lot # N/A

SECTION C. WELL LOCATION SPECIFICS

1. Well Permit Number (This number must be permanently affixed to the well casing): 25-54779
2. Site Well Number (As shown on application or plans): MW-544S
3. Geographic Coordinate NAD 83 to nearest 1/10 of a second:
   Longitude: West 74 26' 43.96" Latitude: North 40 37'15.97"
4. New Jersey State Plane Coordinates NAD 83 to nearest 10 feet:
   North 651,168.2400' East 507,240.4280'
5. Elevation of Top of Inner Casing (cap off) at reference mark (nearest 0.01'): 84.300'
6. Source of elevation datum (benchmark, number/description and elevation/datum. If an on-site datum is used, identify here, assume datum of 100', and give approximated actual elevation.)

KeyNetGPS-Horizontal:NAD 1983(2011 latest adjustment) & Vertical:NAVD 1988

7. Significant observations and notes:

SECTION D. LAND SURVEYOR'S CERTIFICATION

SEAL

I certify under penalty of law that I have personally examined and am familiar with the information submitted in this document and all attachments and that, based on my inquiry of those individuals immediately responsible for obtaining the information, I believe the submitted information is true, accurate and complete. I am aware that there are significant penalties for submitting false information including the possibility of fine and imprisonment.

Professional Land Surveyor's Signature: Howard C. Lopshire, PLS Date 1-16-2014

Surveyor's Name: Howard C. Lopshire License Number: 24GS02680300

Mailing Address 105 Raider Boulevard Suite 206

City/Town: Hillsborough State New Jersey Zip Code: 08844

Phone Number 908-874-7500 Ext.: 223 Fax: 908-874-5762

New Jersey Department of Environmental Protection
Site Remediation Program

Monitoring Well Certification Form B - Location Certification

Date Stamp
(For Department use only)

SECTION A. SITE NAME AND LOCATION

Site Name: Former Lockheed Electronics Company, Inc.
List all AKAs: Lockheed Electronics Company, Lockheed Electronics Co Inc.
Street Address: 1501 Route 22 West
Municipality: North Plainfield, New Jersey (Township, Borough or City) Watchung
County: Somerset County Zip Code: 07060-1821
Program Interest (PI) Number(s): 004334 Case Tracking Number(s): 90038

SECTION B. WELL OWNER AND LOCATION

1. Name of Well Owner: Lockheed Martin Corporation
2. Well Location (Street Address): North Plainfield Borough, Henry Court ROW
3. Well Location (Municipal Block and Lot) Block# N/A Lot # N/A

SECTION C. WELL LOCATION SPECIFICS

1. Well Permit Number (This number must be permanently affixed to the well casing): 25-54778
2. Site Well Number (As shown on application or plans): MW-544I
3. Geographic Coordinate NAD 83 to nearest 1/10 of a second:
   Longitude: West 74 26' 43.77" Latitude: North 40 37'15.85"
4. New Jersey State Plane Coordinates NAD 83 to nearest 10 feet:
   North 651,156.8300' East 507,255.3410'
5. Elevation of Top of Inner Casing (cap off) at reference mark (nearest 0.01'): 84.651'
6. Source of elevation datum (benchmark, number/description and elevation/datum. If an on-site datum is used, identify here, assume datum of 100', and give approximated actual elevation.)

KeyNetGPS-Horizontal:NAD 1983(2011 latest adjustment) & Vertical:NAVD 1988

7. Significant observations and notes:

SECTION D. LAND SURVEYOR'S CERTIFICATION

SEAL

I certify under penalty of law that I have personally examined and am familiar with the information submitted in this document and all attachments and that, based on my inquiry of those individuals immediately responsible for obtaining the information, I believe the submitted information is true, accurate and complete. I am aware that there are significant penalties for submitting false information including the possibility of fine and imprisonment.

Professional Land Surveyor's Signature: Howard C. Lopshire, PLS Date 1-16-2014
Surveyor's Name: Howard C. Lopshire License Number: 24GS02680300
Mailing Address 105 Raider Boulevard Suite 206
City/Town: Hillsborough State New Jersey Zip Code: 08844
Phone Number 908-874-7500 Ext.: 223 Fax: 908-874-5762

New Jersey Department of Environmental Protection
Site Remediation Program

Monitoring Well Certification Form B - Location Certification

Date Stamp
(For Department use only)

SECTION A. SITE NAME AND LOCATION

Site Name: Former Lockheed Electronics Company, Inc.

List all AKAs: Lockheed Electronics Company, Lockheed Electronics Co Inc.

Street Address: 1501 Route 22 West

Municipality: North Plainfield, New Jersey (Township, Borough or City) Watchung

County: Somerset County Zip Code: 07060-1821

Program Interest (PI) Number(s): 004334 Case Tracking Number(s): 90038

SECTION B. WELL OWNER AND LOCATION

1. Name of Well Owner: Lockheed Martin Corporation
2. Well Location (Street Address): North Plainfield Borough, Henry Court ROW
3. Well Location (Municipal Block and Lot) Block# N/A Lot # N/A

SECTION C. WELL LOCATION SPECIFICS

1. Well Permit Number (This number must be permanently affixed to the well casing): 25-54777
2. Site Well Number (As shown on application or plans): MW-544D
3. Geographic Coordinate NAD 83 to nearest 1/10 of a second:
   Longitude: West 74 26' 44.12" Latitude: North 40 37'16.26"
4. New Jersey State Plane Coordinates NAD 83 to nearest 10 feet:
   North 651,197.8590' East 507,228.3520'
5. Elevation of Top of Inner Casing (cap off) at reference mark (nearest 0.01'): 84.176'
6. Source of elevation datum (benchmark, number/description and elevation/datum. If an on-site datum is used, identify here, assume datum of 100', and give approximated actual elevation.)

KeyNetGPS-Horizontal:NAD 1983(2011 latest adjustment) & Vertical:NAVD 1988

7. Significant observations and notes:

SECTION D. LAND SURVEYOR'S CERTIFICATION

SEAL

I certify under penalty of law that I have personally examined and am familiar with the information submitted in this document and all attachments and that, based on my inquiry of those individuals immediately responsible for obtaining the information, I believe the submitted information is true, accurate and complete. I am aware that there are significant penalties for submitting false information including the possibility of fine and imprisonment.

Professional Land Surveyor's Signature: Howard C. Lopshire, PLS Date 1-16-2014

Surveyor's Name: Howard C. Lopshire License Number: 24GS02680300

Mailing Address 105 Raider Boulevard Suite 206

City/Town: Hillsborough State New Jersey Zip Code: 08844

Phone Number 908-874-7500 Ext.: 223 Fax: 908-874-5762

New Jersey Department of Environmental Protection
Site Remediation Program

Monitoring Well Certification Form B - Location Certification

Date Stamp
(For Department use only)

SECTION A. SITE NAME AND LOCATION

Site Name: Former Lockheed Electronics Company, Inc.

List all AKAs: Lockheed Electronics Company, Lockheed Electronics Co Inc.

Street Address: 1501 Route 22 West

Municipality: North Plainfield, New Jersey (Township, Borough or City) Watchung

County: Somerset County Zip Code: 07060-1821

Program Interest (PI) Number(s): 004334 Case Tracking Number(s): 90038

SECTION B. WELL OWNER AND LOCATION

1. Name of Well Owner: Lockheed Martin Corporation
2. Well Location (Street Address): North Plainfield Borough, Rockview Avenue ROW
3. Well Location (Municipal Block and Lot) Block# N/A Lot # N/A

SECTION C. WELL LOCATION SPECIFICS

1. Well Permit Number (This number must be permanently affixed to the well casing): 25-54786
2. Site Well Number (As shown on application or plans): MW-545S
3. Geographic Coordinate NAD 83 to nearest 1/10 of a second:
   Longitude: West 74 26' 12.91" Latitude: North 40 37'08.90"
4. New Jersey State Plane Coordinates NAD 83 to nearest 10 feet:
   North 650,454.2120' East 509,635.7680'
5. Elevation of Top of Inner Casing (cap off) at reference mark (nearest 0.01'): 84.665'
6. Source of elevation datum (benchmark, number/description and elevation/datum. If an on-site datum is used, identify here, assume datum of 100', and give approximated actual elevation.)

KeyNetGPS-Horizontal:NAD 1983(2011 latest adjustment) & Vertical:NAVD 1988

7. Significant observations and notes:

SECTION D. LAND SURVEYOR'S CERTIFICATION

SEAL

I certify under penalty of law that I have personally examined and am familiar with the information submitted in this document and all attachments and that, based on my inquiry of those individuals immediately responsible for obtaining the information, I believe the submitted information is true, accurate and complete. I am aware that there are significant penalties for submitting false information including the possibility of fine and imprisonment.

Professional Land Surveyor's Signature: Howard C. Lopshire, PLS Date 1-16-2014

Surveyor's Name: Howard C. Lopshire License Number: 24GS02680300

Mailing Address 105 Raider Boulevard Suite 206

City/Town: Hillsborough State New Jersey Zip Code: 08844

Phone Number 908-874-7500 Ext.: 223 Fax: 908-874-5762

New Jersey Department of Environmental Protection
Site Remediation Program

Monitoring Well Certification Form B - Location Certification

Date Stamp
(For Department use only)

SECTION A. SITE NAME AND LOCATION

Site Name: Former Lockheed Electronics Company, Inc.

List all AKAs: Lockheed Electronics Company, Lockheed Electronics Co Inc.

Street Address: 1501 Route 22 West

Municipality: North Plainfield, New Jersey (Township, Borough or City) Watchung

County: Somerset County Zip Code: 07060-1821

Program Interest (PI) Number(s): 004334 Case Tracking Number(s): 90038

SECTION B. WELL OWNER AND LOCATION

1. Name of Well Owner: Lockheed Martin Corporation
2. Well Location (Street Address): North Plainfield Borough, Rockview Avenue ROW
3. Well Location (Municipal Block and Lot) Block# N/A Lot # N/A

SECTION C. WELL LOCATION SPECIFICS

1. Well Permit Number (This number must be permanently affixed to the well casing): 25-54785
2. Site Well Number (As shown on application or plans): MW-545I
3. Geographic Coordinate NAD 83 to nearest 1/10 of a second:
   Longitude: West 74 26' 12.96" Latitude: North 40 37'08.94"
4. New Jersey State Plane Coordinates NAD 83 to nearest 10 feet:
   North 650,458.8730' East 509,631.3010'
5. Elevation of Top of Inner Casing (cap off) at reference mark (nearest 0.01'): 84.483'
6. Source of elevation datum (benchmark, number/description and elevation/datum. If an on-site datum is used, identify here, assume datum of 100', and give approximated actual elevation.)

KeyNetGPS-Horizontal:NAD 1983(2011 latest adjustment) & Vertical:NAVD 1988

7. Significant observations and notes:

SECTION D. LAND SURVEYOR'S CERTIFICATION

SEAL

I certify under penalty of law that I have personally examined and am familiar with the information submitted in this document and all attachments and that, based on my inquiry of those individuals immediately responsible for obtaining the information, I believe the submitted information is true, accurate and complete. I am aware that there are significant penalties for submitting false information including the possibility of fine and imprisonment.

Professional Land Surveyor's Signature: Howard C. Lopshire, PLS Date 1-16-2014

Surveyor's Name: Howard C. Lopshire License Number: 24GS02680300

Mailing Address 105 Raider Boulevard Suite 206

City/Town: Hillsborough State New Jersey Zip Code: 08844

Phone Number 908-874-7500 Ext.: 223 Fax: 908-874-5762

New Jersey Department of Environmental Protection
Site Remediation Program

Monitoring Well Certification Form B - Location Certification

Date Stamp
(For Department use only)

SECTION A. SITE NAME AND LOCATION

Site Name: Former Lockheed Electronics Company, Inc.

List all AKAs: Lockheed Electronics Company, Lockheed Electronics Co Inc.

Street Address: 1501 Route 22 West

Municipality: North Plainfield, New Jersey (Township, Borough or City) Watchung

County: Somerset County Zip Code: 07060-1821

Program Interest (PI) Number(s): 004334 Case Tracking Number(s): 90038

SECTION B. WELL OWNER AND LOCATION

1. Name of Well Owner: Lockheed Martin Corporation
2. Well Location (Street Address): North Plainfield Borough, Rockview Avenue ROW
3. Well Location (Municipal Block and Lot) Block# N/A Lot # N/A

SECTION C. WELL LOCATION SPECIFICS

1. Well Permit Number (This number must be permanently affixed to the well casing): 25-54784
2. Site Well Number (As shown on application or plans): MW-545D
3. Geographic Coordinate NAD 83 to nearest 1/10 of a second:
   Longitude: West 74 26' 13.05" Latitude: North 40 37'09.01"
4. New Jersey State Plane Coordinates NAD 83 to nearest 10 feet:
   North 650,465.6530' East 509,624.4660'
5. Elevation of Top of Inner Casing (cap off) at reference mark (nearest 0.01'): 84.230'
6. Source of elevation datum (benchmark, number/description and elevation/datum. If an on-site datum is used, identify here, assume datum of 100', and give approximated actual elevation.)

KeyNetGPS-Horizontal:NAD 1983(2011 latest adjustment) & Vertical:NAVD 1988

7. Significant observations and notes:

SECTION D. LAND SURVEYOR'S CERTIFICATION

SEAL

I certify under penalty of law that I have personally examined and am familiar with the information submitted in this document and all attachments and that, based on my inquiry of those individuals immediately responsible for obtaining the information, I believe the submitted information is true, accurate and complete. I am aware that there are significant penalties for submitting false information including the possibility of fine and imprisonment.

Professional Land Surveyor's Signature: Howard C. Lopshire, PLS Date 1-16-2014

Surveyor's Name: Howard C. Lopshire License Number: 24GS02680300

Mailing Address 105 Raider Boulevard Suite 206

City/Town: Hillsborough State New Jersey Zip Code: 08844

Phone Number 908-874-7500 Ext.: 223 Fax: 908-874-5762

New Jersey Department of Environmental Protection
Site Remediation Program

Monitoring Well Certification Form B - Location Certification

Date Stamp
(For Department use only)

SECTION A. SITE NAME AND LOCATION

Site Name: Former Lockheed Electronics Company, Inc.

List all AKAs: Lockheed Electronics Company, Lockheed Electronics Co Inc.

Street Address: 1501 Route 22 West

Municipality: North Plainfield, New Jersey (Township, Borough or City) Watchung

County: Somerset County Zip Code: 07060-1821

Program Interest (PI) Number(s): 004334 Case Tracking Number(s): 90038

SECTION B. WELL OWNER AND LOCATION

1. Name of Well Owner: Lockheed Martin Corporation
2. Well Location (Street Address): North Plainfield Borough, Windsor Street ROW
3. Well Location (Municipal Block and Lot) Block# N/A Lot # N/A

SECTION C. WELL LOCATION SPECIFICS

1. Well Permit Number (This number must be permanently affixed to the well casing): 25-55005
2. Site Well Number (As shown on application or plans): MW-546S
3. Geographic Coordinate NAD 83 to nearest 1/10 of a second:
   Longitude: West 74 26' 08.19" Latitude: North 40 37'47.13"
4. New Jersey State Plane Coordinates NAD 83 to nearest 10 feet:
   North 654,323.9240' East 509,996.8220'
5. Elevation of Top of Inner Casing (cap off) at reference mark (nearest 0.01'): 106.932'
6. Source of elevation datum (benchmark, number/description and elevation/datum. If an on-site datum is used, identify here, assume datum of 100', and give approximated actual elevation.)

KeyNetGPS-Horizontal:NAD 1983(2011 latest adjustment) & Vertical:NAVD 1988

7. Significant observations and notes:

SECTION D. LAND SURVEYOR'S CERTIFICATION

SEAL

I certify under penalty of law that I have personally examined and am familiar with the information submitted in this document and all attachments and that, based on my inquiry of those individuals immediately responsible for obtaining the information, I believe the submitted information is true, accurate and complete. I am aware that there are significant penalties for submitting false information including the possibility of fine and imprisonment.

Professional Land Surveyor's Signature: Howard C. Lopshire, PLS Date 1-16-2014

Surveyor's Name: Howard C. Lopshire License Number: 24GS02680300

Mailing Address 105 Raider Boulevard Suite 206

City/Town: Hillsborough State New Jersey Zip Code: 08844

Phone Number 908-874-7500 Ext.: 223 Fax: 908-874-5762

New Jersey Department of Environmental Protection
Site Remediation Program

Monitoring Well Certification Form B - Location Certification

Date Stamp
(For Department use only)

SECTION A. SITE NAME AND LOCATION

Site Name: Former Lockheed Electronics Company, Inc.

List all AKAs: Lockheed Electronics Company, Lockheed Electronics Co Inc.

Street Address: 1501 Route 22 West

Municipality: North Plainfield, New Jersey (Township, Borough or City) Watchung

County: Somerset County Zip Code: 07060-1821

Program Interest (PI) Number(s): 004334 Case Tracking Number(s): 90038

SECTION B. WELL OWNER AND LOCATION

1. Name of Well Owner: Lockheed Martin Corporation
2. Well Location (Street Address): North Plainfield Borough, Windsor Street ROW
3. Well Location (Municipal Block and Lot) Block# N/A Lot # N/A

SECTION C. WELL LOCATION SPECIFICS

1. Well Permit Number (This number must be permanently affixed to the well casing): 25-55004
2. Site Well Number (As shown on application or plans): MW-546I
3. Geographic Coordinate NAD 83 to nearest 1/10 of a second:
   Longitude: West 74 26' 08.09" Latitude: North 40 37'47.08"
4. New Jersey State Plane Coordinates NAD 83 to nearest 10 feet:
   North 654,318.0840' East 510,004.0600'
5. Elevation of Top of Inner Casing (cap off) at reference mark (nearest 0.01'): 105.896'
6. Source of elevation datum (benchmark, number/description and elevation/datum. If an on-site datum is used, identify here, assume datum of 100', and give approximated actual elevation.)

KeyNetGPS-Horizontal:NAD 1983(2011 latest adjustment) & Vertical:NAVD 1988

7. Significant observations and notes:

SECTION D. LAND SURVEYOR'S CERTIFICATION

SEAL

I certify under penalty of law that I have personally examined and am familiar with the information submitted in this document and all attachments and that, based on my inquiry of those individuals immediately responsible for obtaining the information, I believe the submitted information is true, accurate and complete. I am aware that there are significant penalties for submitting false information including the possibility of fine and imprisonment.

Professional Land Surveyor's Signature: Howard C. Lopshire, PLS Date 1-16-2014

Surveyor's Name: Howard C. Lopshire License Number: 24GS02680300

Mailing Address 105 Raider Boulevard Suite 206

City/Town: Hillsborough State New Jersey Zip Code: 08844

Phone Number 908-874-7500 Ext.: 223 Fax: 908-874-5762

New Jersey Department of Environmental Protection
Site Remediation Program

Monitoring Well Certification Form B - Location Certification

Date Stamp
(For Department use only)

SECTION A. SITE NAME AND LOCATION

Site Name: Former Lockheed Electronics Company, Inc.

List all AKAs: Lockheed Electronics Company, Lockheed Electronics Co Inc.

Street Address: 1501 Route 22 West

Municipality: North Plainfield, New Jersey (Township, Borough or City) Watchung

County: Somerset County Zip Code: 07060-1821

Program Interest (PI) Number(s): 004334 Case Tracking Number(s): 90038

SECTION B. WELL OWNER AND LOCATION

1. Name of Well Owner: Lockheed Martin Corporation
2. Well Location (Street Address): North Plainfield Borough, Windsor Street ROW
3. Well Location (Municipal Block and Lot) Block# N/A Lot # N/A

SECTION C. WELL LOCATION SPECIFICS

1. Well Permit Number (This number must be permanently affixed to the well casing): 25-55003
2. Site Well Number (As shown on application or plans): MW-546D
3. Geographic Coordinate NAD 83 to nearest 1/10 of a second:
   Longitude: West 74 26' 07.99" Latitude: North 40 37'47.02"
4. New Jersey State Plane Coordinates NAD 83 to nearest 10 feet:
   North 654,311.9180' East 510,011.8710'
5. Elevation of Top of Inner Casing (cap off) at reference mark (nearest 0.01'): 105.384'
6. Source of elevation datum (benchmark, number/description and elevation/datum. If an on-site datum is used, identify here, assume datum of 100', and give approximated actual elevation.)

KeyNetGPS-Horizontal:NAD 1983(2011 latest adjustment) & Vertical:NAVD 1988

7. Significant observations and notes:

SECTION D. LAND SURVEYOR'S CERTIFICATION

SEAL

I certify under penalty of law that I have personally examined and am familiar with the information submitted in this document and all attachments and that, based on my inquiry of those individuals immediately responsible for obtaining the information, I believe the submitted information is true, accurate and complete. I am aware that there are significant penalties for submitting false information including the possibility of fine and imprisonment.

Professional Land Surveyor's Signature: Howard C. Lopshire, PLS Date 1-16-2014

Surveyor's Name: Howard C. Lopshire License Number: 24GS02680300

Mailing Address 105 Raider Boulevard Suite 206

City/Town: Hillsborough State New Jersey Zip Code: 08844

Phone Number 908-874-7500 Ext.: 223 Fax: 908-874-5762

New Jersey Department of Environmental Protection
Site Remediation Program

Monitoring Well Certification Form B - Location Certification

Date Stamp
(For Department use only)

SECTION A. SITE NAME AND LOCATION

Site Name: Former Lockheed Electronics Company, Inc.

List all AKAs: Lockheed Electronics Company, Lockheed Electronics Co Inc.

Street Address: 1501 Route 22 West

Municipality: North Plainfield, New Jersey (Township, Borough or City) Watchung

County: Somerset County Zip Code: 07060-1821

Program Interest (PI) Number(s): 004334 Case Tracking Number(s): 90038

SECTION B. WELL OWNER AND LOCATION

1. Name of Well Owner: Lockheed Martin Corporation
2. Well Location (Street Address): North Plainfield Borough, Codington Avenue ROW
3. Well Location (Municipal Block and Lot) Block# N/A Lot # N/A

SECTION C. WELL LOCATION SPECIFICS

1. Well Permit Number (This number must be permanently affixed to the well casing): 25-54780
2. Site Well Number (As shown on application or plans): MW-547S
3. Geographic Coordinate NAD 83 to nearest 1/10 of a second:
   Longitude: West 74 25' 58.02" Latitude: North 40 37'43.71"
4. New Jersey State Plane Coordinates NAD 83 to nearest 10 feet:
   North 653,977.6610' East 510,780.6200'
5. Elevation of Top of Inner Casing (cap off) at reference mark (nearest 0.01'): 97.057'
6. Source of elevation datum (benchmark, number/description and elevation/datum. If an on-site datum is used, identify here, assume datum of 100', and give approximated actual elevation.)

KeyNetGPS-Horizontal:NAD 1983(2011 latest adjustment) & Vertical:NAVD 1988

7. Significant observations and notes:

SECTION D. LAND SURVEYOR'S CERTIFICATION

SEAL

I certify under penalty of law that I have personally examined and am familiar with the information submitted in this document and all attachments and that, based on my inquiry of those individuals immediately responsible for obtaining the information, I believe the submitted information is true, accurate and complete. I am aware that there are significant penalties for submitting false information including the possibility of fine and imprisonment.

Professional Land Surveyor's Signature: Howard C. Lopshire, PLS Date 1-16-2014

Surveyor's Name: Howard C. Lopshire License Number: 24GS02680300

Mailing Address 105 Raider Boulevard Suite 206

City/Town: Hillsborough State New Jersey Zip Code: 08844

Phone Number 908-874-7500 Ext.: 223 Fax: 908-874-5762

New Jersey Department of Environmental Protection
Site Remediation Program

Monitoring Well Certification Form B - Location Certification

Date Stamp
(For Department use only)

SECTION A. SITE NAME AND LOCATION

Site Name: Former Lockheed Electronics Company, Inc.

List all AKAs: Lockheed Electronics Company, Lockheed Electronics Co Inc.

Street Address: 1501 Route 22 West

Municipality: North Plainfield, New Jersey (Township, Borough or City) Watchung

County: Somerset County Zip Code: 07060-1821

Program Interest (PI) Number(s): 004334 Case Tracking Number(s): 90038

SECTION B. WELL OWNER AND LOCATION

1. Name of Well Owner: Lockheed Martin Corporation
2. Well Location (Street Address): North Plainfield Borough, Codington Avenue ROW
3. Well Location (Municipal Block and Lot) Block# N/A Lot # N/A

SECTION C. WELL LOCATION SPECIFICS

1. Well Permit Number (This number must be permanently affixed to the well casing): 25-54781
2. Site Well Number (As shown on application or plans): MW-547I
3. Geographic Coordinate NAD 83 to nearest 1/10 of a second:
   Longitude: West 74 25' 58.12" Latitude: North 40 37'43.58"
4. New Jersey State Plane Coordinates NAD 83 to nearest 10 feet:
   North 653,965.3670' East 510,772.9480'
5. Elevation of Top of Inner Casing (cap off) at reference mark (nearest 0.01'): 96.964'
6. Source of elevation datum (benchmark, number/description and elevation/datum. If an on-site datum is used, identify here, assume datum of 100', and give approximated actual elevation.)

KeyNetGPS-Horizontal:NAD 1983(2011 latest adjustment) & Vertical:NAVD 1988

7. Significant observations and notes:

SECTION D. LAND SURVEYOR'S CERTIFICATION

SEAL

I certify under penalty of law that I have personally examined and am familiar with the information submitted in this document and all attachments and that, based on my inquiry of those individuals immediately responsible for obtaining the information, I believe the submitted information is true, accurate and complete. I am aware that there are significant penalties for submitting false information including the possibility of fine and imprisonment.

Professional Land Surveyor's Signature: Howard C Lopshire, PLS Date 1-16-2014

Surveyor's Name: Howard C. Lopshire License Number: 24GS02680300

Mailing Address 105 Raider Boulevard Suite 206

City/Town: Hillsborough State New Jersey Zip Code: 08844

Phone Number 908-874-7500 Ext.: 223 Fax: 908-874-5762

New Jersey Department of Environmental Protection
Site Remediation Program

Monitoring Well Certification Form B - Location Certification

Date Stamp
(For Department use only)

SECTION A. SITE NAME AND LOCATION

Site Name: Former Lockheed Electronics Company, Inc.

List all AKAs: Lockheed Electronics Company, Lockheed Electronics Co Inc.

Street Address: 1501 Route 22 West

Municipality: North Plainfield, New Jersey (Township, Borough or City) Watchung

County: Somerset County Zip Code: 07060-1821

Program Interest (PI) Number(s): 004334 Case Tracking Number(s): 90038

SECTION B. WELL OWNER AND LOCATION

1. Name of Well Owner: Lockheed Martin Corporation
2. Well Location (Street Address): North Plainfield Borough, Codington Avenue ROW
3. Well Location (Municipal Block and Lot) Block# N/A Lot # N/A

SECTION C. WELL LOCATION SPECIFICS

1. Well Permit Number (This number must be permanently affixed to the well casing): 25-54782
2. Site Well Number (As shown on application or plans): MW-547D
3. Geographic Coordinate NAD 83 to nearest 1/10 of a second:
   Longitude: West 74 25' 58.22" Latitude: North 40 37'43.49"
4. New Jersey State Plane Coordinates NAD 83 to nearest 10 feet:
   North 653,955.4750' East 510,765.3450'
5. Elevation of Top of Inner Casing (cap off) at reference mark (nearest 0.01'): 96.801'
6. Source of elevation datum (benchmark, number/description and elevation/datum. If an on-site datum is used, identify here, assume datum of 100', and give approximated actual elevation.)

KeyNetGPS-Horizontal:NAD 1983(2011 latest adjustment) & Vertical:NAVD 1988

7. Significant observations and notes:

SECTION D. LAND SURVEYOR'S CERTIFICATION

SEAL

I certify under penalty of law that I have personally examined and am familiar with the information submitted in this document and all attachments and that, based on my inquiry of those individuals immediately responsible for obtaining the information, I believe the submitted information is true, accurate and complete. I am aware that there are significant penalties for submitting false information including the possibility of fine and imprisonment.

Professional Land Surveyor's Signature: Howard C. Lopshire, PLS Date 1-16-2014

Surveyor's Name: Howard C. Lopshire License Number: 24GS02680300

Mailing Address 105 Raider Boulevard Suite 206

City/Town: Hillsborough State New Jersey Zip Code: 08844

Phone Number 908-874-7500 Ext.: 223 Fax: 908-874-5762

New Jersey Department of Environmental Protection
Site Remediation Program

Monitoring Well Certification Form B - Location Certification

Date Stamp
(For Department use only)

SECTION A. SITE NAME AND LOCATION

Site Name: Former Lockheed Electronics Company, Inc.

List all AKAs: Lockheed Electronics Company, Lockheed Electronics Co Inc.

Street Address: 1501 Route 22 West

Municipality: North Plainfield, New Jersey (Township, Borough or City) Watchung

County: Somerset County Zip Code: 07060-1821

Program Interest (PI) Number(s): 004334 Case Tracking Number(s): 90038

SECTION B. WELL OWNER AND LOCATION

1. Name of Well Owner: Lockheed Martin Corporation
2. Well Location (Street Address): Watchung Borough, 1511 Route 22 WEST
3. Well Location (Municipal Block and Lot) Block# 57.03 Lot # 2.01

SECTION C. WELL LOCATION SPECIFICS

1. Well Permit Number (This number must be permanently affixed to the well casing): 25-60735
2. Site Well Number (As shown on application or plans): MW-549S
3. Geographic Coordinate NAD 83 to nearest 1/10 of a second:
   Longitude: West 74 25' 33.10" Latitude: North 40 38'16.45"
4. New Jersey State Plane Coordinates NAD 83 to nearest 10 feet:
   North 657,292.5450' East 512,699.5750'
5. Elevation of Top of Inner Casing (cap off) at reference mark (nearest 0.01'): 178.141'
6. Source of elevation datum (benchmark, number/description and elevation/datum. If an on-site datum is used, identify here, assume datum of 100', and give approximated actual elevation.)

KeyNetGPS-Horizontal:NAD 1983(2011 latest adjustment) & Vertical:NAVD 1988

7. Significant observations and notes:

SECTION D. LAND SURVEYOR'S CERTIFICATION

SEAL

I certify under penalty of law that I have personally examined and am familiar with the information submitted in this document and all attachments and that, based on my inquiry of those individuals immediately responsible for obtaining the information, I believe the submitted information is true, accurate and complete. I am aware that there are significant penalties for submitting false information including the possibility of fine and imprisonment.

Professional Land Surveyor's Signature: Howard C. Lopshire, PLS Date 1-16-2014

Surveyor's Name: Howard C. Lopshire License Number: 24GS02680300

Mailing Address 105 Raider Boulevard Suite 206

City/Town: Hillsborough State New Jersey Zip Code: 08844

Phone Number 908-874-7500 Ext.: 223 Fax: 908-874-5762

New Jersey Department of Environmental Protection
Site Remediation Program

Monitoring Well Certification Form B - Location Certification

Date Stamp
(For Department use only)

SECTION A. SITE NAME AND LOCATION

Site Name: Former Lockheed Electronics Company, Inc.

List all AKAs: Lockheed Electronics Company, Lockheed Electronics Co Inc.

Street Address: 1501 Route 22 West

Municipality: North Plainfield, New Jersey (Township, Borough or City) Watchung

County: Somerset County Zip Code: 07060-1821

Program Interest (PI) Number(s): 004334 Case Tracking Number(s): 90038

SECTION B. WELL OWNER AND LOCATION

1. Name of Well Owner: Lockheed Martin Corporation
2. Well Location (Street Address): Watchung Borough, 1511 Route 22 WEST
3. Well Location (Municipal Block and Lot) Block# 57.03 Lot # 2.01

SECTION C. WELL LOCATION SPECIFICS

1. Well Permit Number (This number must be permanently affixed to the well casing): 25-60736
2. Site Well Number (As shown on application or plans): MW-549I
3. Geographic Coordinate NAD 83 to nearest 1/10 of a second:
   Longitude: West 74 25' 33.05" Latitude: North 40 38'16.38"
4. New Jersey State Plane Coordinates NAD 83 to nearest 10 feet:
   North 657,285.5530' East 512,702.9760'
5. Elevation of Top of Inner Casing (cap off) at reference mark (nearest 0.01'): 177.798'
6. Source of elevation datum (benchmark, number/description and elevation/datum. If an on-site datum is used, identify here, assume datum of 100', and give approximated actual elevation.)

KeyNetGPS-Horizontal:NAD 1983(2011 latest adjustment) & Vertical:NAVD 1988

7. Significant observations and notes:

SECTION D. LAND SURVEYOR'S CERTIFICATION

SEAL

I certify under penalty of law that I have personally examined and am familiar with the information submitted in this document and all attachments and that, based on my inquiry of those individuals immediately responsible for obtaining the information, I believe the submitted information is true, accurate and complete. I am aware that there are significant penalties for submitting false information including the possibility of fine and imprisonment.

Professional Land Surveyor's Signature: Howard C. Lopshire, PLS Date 1-16-2014

Surveyor's Name: Howard C. Lopshire License Number: 24GS02680300

Mailing Address 105 Raider Boulevard Suite 206

City/Town: Hillsborough State New Jersey Zip Code: 08844

Phone Number 908-874-7500 Ext.: 223 Fax: 908-874-5762

New Jersey Department of Environmental Protection
Site Remediation Program

Monitoring Well Certification Form B - Location Certification

Date Stamp
(For Department use only)

SECTION A. SITE NAME AND LOCATION

Site Name: Former Lockheed Electronics Company, Inc.

List all AKAs: Lockheed Electronics Company, Lockheed Electronics Co Inc.

Street Address: 1501 Route 22 West

Municipality: North Plainfield, New Jersey (Township, Borough or City) Watchung

County: Somerset County Zip Code: 07060-1821

Program Interest (PI) Number(s): 004334 Case Tracking Number(s): 90038

SECTION B. WELL OWNER AND LOCATION

1. Name of Well Owner: Lockheed Martin Corporation
2. Well Location (Street Address): North Plainfield Borough, Emerald Drive, Regency Village Condominums
3. Well Location (Municipal Block and Lot) Block# 6.01 Lot # 1

SECTION C. WELL LOCATION SPECIFICS

1. Well Permit Number (This number must be permanently affixed to the well casing): 25-60738
2. Site Well Number (As shown on application or plans): MW-550S
3. Geographic Coordinate NAD 83 to nearest 1/10 of a second:
   Longitude: West 74 25' 39.03" Latitude: North 40 38'07.33"
4. New Jersey State Plane Coordinates NAD 83 to nearest 10 feet:
   North 656,369.4740' East 512,242.7540'
5. Elevation of Top of Inner Casing (cap off) at reference mark (nearest 0.01'): 130.700'
6. Source of elevation datum (benchmark, number/description and elevation/datum. If an on-site datum is used, identify here, assume datum of 100', and give approximated actual elevation.)

KeyNetGPS-Horizontal:NAD 1983(2011 latest adjustment) & Vertical:NAVD 1988

7. Significant observations and notes:

SECTION D. LAND SURVEYOR'S CERTIFICATION

SEAL

I certify under penalty of law that I have personally examined and am familiar with the information submitted in this document and all attachments and that, based on my inquiry of those individuals immediately responsible for obtaining the information, I believe the submitted information is true, accurate and complete. I am aware that there are significant penalties for submitting false information including the possibility of fine and imprisonment.

Professional Land Surveyor's Signature: Howard C. Lopshire, PLS Date 1-16-2014

Surveyor's Name: Howard C. Lopshire License Number: 24GS02680300

Mailing Address 105 Raider Boulevard Suite 206

City/Town: Hillsborough State New Jersey Zip Code: 08844

Phone Number 908-874-7500 Ext.: 223 Fax: 908-874-5762

New Jersey Department of Environmental Protection
Site Remediation Program

Monitoring Well Certification Form B - Location Certification

Date Stamp
(For Department use only)

SECTION A. SITE NAME AND LOCATION

Site Name: Former Lockheed Electronics Company, Inc.

List all AKAs: Lockheed Electronics Company, Lockheed Electronics Co Inc.

Street Address: 1501 Route 22 West

Municipality: North Plainfield, New Jersey (Township, Borough or City) Watchung

County: Somerset County Zip Code: 07060-1821

Program Interest (PI) Number(s): 004334 Case Tracking Number(s): 90038

SECTION B. WELL OWNER AND LOCATION

1. Name of Well Owner: Lockheed Martin Corporation
2. Well Location (Street Address): North Plainfield Borough, Emerald Drive, Regency Village Condominums
3. Well Location (Municipal Block and Lot) Block# 6.01 Lot # 1

SECTION C. WELL LOCATION SPECIFICS

1. Well Permit Number (This number must be permanently affixed to the well casing): 25-60737
2. Site Well Number (As shown on application or plans): MW-550I
3. Geographic Coordinate NAD 83 to nearest 1/10 of a second:
   Longitude: West 74 25' 39.06" Latitude: North 40 38'07.40"
4. New Jersey State Plane Coordinates NAD 83 to nearest 10 feet:
   North 656,376.8360' East 512,240.8590'
5. Elevation of Top of Inner Casing (cap off) at reference mark (nearest 0.01'): 131.043'
6. Source of elevation datum (benchmark, number/description and elevation/datum. If an on-site datum is used, identify here, assume datum of 100', and give approximated actual elevation.)

KeyNetGPS-Horizontal:NAD 1983(2011 latest adjustment) & Vertical:NAVD 1988

7. Significant observations and notes:

SECTION D. LAND SURVEYOR'S CERTIFICATION

SEAL

I certify under penalty of law that I have personally examined and am familiar with the information submitted in this document and all attachments and that, based on my inquiry of those individuals immediately responsible for obtaining the information, I believe the submitted information is true, accurate and complete. I am aware that there are significant penalties for submitting false information including the possibility of fine and imprisonment.

Professional Land Surveyor's Signature Howard C. Lopshire, PLS Date 1-16-2014

Surveyor's Name: Howard C. Lopshire License Number: 24GS02680300

Mailing Address 105 Raider Boulevard Suite 206

City/Town: Hillsborough State New Jersey Zip Code: 08844

Phone Number 908-874-7500 Ext.: 223 Fax: 908-874-5762

New Jersey Department of Environmental Protection
Site Remediation Program

Monitoring Well Certification Form B - Location Certification

Date Stamp
(For Department use only)

SECTION A. SITE NAME AND LOCATION

Site Name: Former Lockheed Electronics Company, Inc.

List all AKAs: Lockheed Electronics Company, Lockheed Electronics Co Inc.

Street Address: 1501 Route 22 West

Municipality: North Plainfield, New Jersey (Township, Borough or City) Watchung

County: Somerset County Zip Code: 07060-1821

Program Interest (PI) Number(s): 004334 Case Tracking Number(s): 90038

SECTION B. WELL OWNER AND LOCATION

1. Name of Well Owner: Lockheed Martin Corporation
2. Well Location (Street Address): North Plainfield Borough, 548-556 Highway 22
3. Well Location (Municipal Block and Lot) Block# 28.04 Lot # 2.02

SECTION C. WELL LOCATION SPECIFICS

1. Well Permit Number (This number must be permanently affixed to the well casing): 25-45029
2. Site Well Number (As shown on application or plans): PZ-521S
3. Geographic Coordinate NAD 83 to nearest 1/10 of a second:
   Longitude: West 74 25' 57.43" Latitude: North 40 37'47.07"
4. New Jersey State Plane Coordinates NAD 83 to nearest 10 feet:
   North 654,317.9320' East 510,826.3270'
5. Elevation of Top of Inner Casing (cap off) at reference mark (nearest 0.01'): 98.435'
6. Source of elevation datum (benchmark, number/description and elevation/datum. If an on-site datum is used, identify here, assume datum of 100', and give approximated actual elevation.)

KeyNetGPS-Horizontal:NAD 1983(2011 latest adjustment) & Vertical:NAVD 1988

7. Significant observations and notes:

SECTION D. LAND SURVEYOR'S CERTIFICATION

SEAL

I certify under penalty of law that I have personally examined and am familiar with the information submitted in this document and all attachments and that, based on my inquiry of those individuals immediately responsible for obtaining the information, I believe the submitted information is true, accurate and complete. I am aware that there are significant penalties for submitting false information including the possibility of fine and imprisonment.

Professional Land Surveyor's Signature: Howard C. Lopshire, PLS Date 1-16-2014

Surveyor's Name: Howard C. Lopshire License Number: 24GS02680300

Mailing Address 105 Raider Boulevard Suite 206

City/Town: Hillsborough State New Jersey Zip Code: 08844

Phone Number 908-874-7500 Ext.: 223 Fax: 908-874-5762

New Jersey Department of Environmental Protection
Site Remediation Program

Monitoring Well Certification Form B - Location Certification

Date Stamp
(For Department use only)

SECTION A. SITE NAME AND LOCATION

Site Name: Former Lockheed Electronics Company, Inc.

List all AKAs: Lockheed Electronics Company, Lockheed Electronics Co Inc.

Street Address: 1501 Route 22 West

Municipality: North Plainfield, New Jersey (Township, Borough or City) Watchung

County: Somerset County Zip Code: 07060-1821

Program Interest (PI) Number(s): 004334 Case Tracking Number(s): 90038

SECTION B. WELL OWNER AND LOCATION

1. Name of Well Owner: Lockheed Martin Corporation
2. Well Location (Street Address): North Plainfield Borough, 548-556 Highway 22
3. Well Location (Municipal Block and Lot) Block# 28.04 Lot # 2.02

SECTION C. WELL LOCATION SPECIFICS

1. Well Permit Number (This number must be permanently affixed to the well casing): 25-45028
2. Site Well Number (As shown on application or plans): PZ-521I
3. Geographic Coordinate NAD 83 to nearest 1/10 of a second:
   Longitude: West 74 25' 57.49" Latitude: North 40 37'47.10"
4. New Jersey State Plane Coordinates NAD 83 to nearest 10 feet:
   North 654,320.7410' East 510,821.8260'
5. Elevation of Top of Inner Casing (cap off) at reference mark (nearest 0.01'): 98.668'
6. Source of elevation datum (benchmark, number/description and elevation/datum. If an on-site datum is used, identify here, assume datum of 100', and give approximated actual elevation.)

KeyNetGPS-Horizontal:NAD 1983(2011 latest adjustment) & Vertical:NAVD 1988

7. Significant observations and notes:

SECTION D. LAND SURVEYOR'S CERTIFICATION

SEAL

I certify under penalty of law that I have personally examined and am familiar with the information submitted in this document and all attachments and that, based on my inquiry of those individuals immediately responsible for obtaining the information, I believe the submitted information is true, accurate and complete. I am aware that there are significant penalties for submitting false information including the possibility of fine and imprisonment.

Professional Land Surveyor's Signature: Howard C. Lopshire, PLS Date 1-16-2014

Surveyor's Name: Howard C. Lopshire License Number: 24GS02680300

Mailing Address 105 Raider Boulevard Suite 206

City/Town: Hillsborough State New Jersey Zip Code: 08844

Phone Number 908-874-7500 Ext.: 223 Fax: 908-874-5762

New Jersey Department of Environmental Protection
Site Remediation Program

Monitoring Well Certification Form B - Location Certification

Date Stamp
(For Department use only)

SECTION A. SITE NAME AND LOCATION

Site Name: Former Lockheed Electronics Company, Inc.

List all AKAs: Lockheed Electronics Company, Lockheed Electronics Co Inc.

Street Address: 1501 Route 22 West

Municipality: North Plainfield, New Jersey (Township, Borough or City) Watchung

County: Somerset County Zip Code: 07060-1821

Program Interest (PI) Number(s): 004334 Case Tracking Number(s): 90038

SECTION B. WELL OWNER AND LOCATION

1. Name of Well Owner: Lockheed Martin Corporation
2. Well Location (Street Address): North Plainfield Borough, Intersection Coddington Ave. and Somerset St.
3. Well Location (Municipal Block and Lot) Block# 74 Lot # 9

SECTION C. WELL LOCATION SPECIFICS

1. Well Permit Number (This number must be permanently affixed to the well casing): 25-45020
2. Site Well Number (As shown on application or plans): PZ-522S
3. Geographic Coordinate NAD 83 to nearest 1/10 of a second:
   Longitude: West 74 26' 09.57" Latitude: North 40 37'34.54"
4. New Jersey State Plane Coordinates NAD 83 to nearest 10 feet:
   North 653,049.0700' East 509,891.4580'
5. Elevation of Top of Inner Casing (cap off) at reference mark (nearest 0.01'): 92.478'
6. Source of elevation datum (benchmark, number/description and elevation/datum. If an on-site datum is used, identify here, assume datum of 100', and give approximated actual elevation.)

KeyNetGPS-Horizontal:NAD 1983(2011 latest adjustment) & Vertical:NAVD 1988

7. Significant observations and notes:

SECTION D. LAND SURVEYOR'S CERTIFICATION

SEAL

I certify under penalty of law that I have personally examined and am familiar with the information submitted in this document and all attachments and that, based on my inquiry of those individuals immediately responsible for obtaining the information, I believe the submitted information is true, accurate and complete. I am aware that there are significant penalties for submitting false information including the possibility of fine and imprisonment.

Professional Land Surveyor's Signature: Howard C. Lopshire, PLS Date 1-16-2014

Surveyor's Name: Howard C. Lopshire License Number: 24GS02680300

Mailing Address 105 Raider Boulevard Suite 206

City/Town: Hillsborough State New Jersey Zip Code: 08844

Phone Number 908-874-7500 Ext.: 223 Fax: 908-874-5762

New Jersey Department of Environmental Protection
Site Remediation Program

Monitoring Well Certification Form B - Location Certification

Date Stamp
(For Department use only)

SECTION A. SITE NAME AND LOCATION

Site Name: Former Lockheed Electronics Company, Inc.

List all AKAs: Lockheed Electronics Company, Lockheed Electronics Co Inc.

Street Address: 1501 Route 22 West

Municipality: North Plainfield, New Jersey (Township, Borough or City) Watchung

County: Somerset County Zip Code: 07060-1821

Program Interest (PI) Number(s): 004334 Case Tracking Number(s): 90038

SECTION B. WELL OWNER AND LOCATION

1. Name of Well Owner: Lockheed Martin Corporation
2. Well Location (Street Address): North Plainfield Borough, Intersection Coddington Ave. and Somerset St.
3. Well Location (Municipal Block and Lot) Block# 74 Lot # 9

SECTION C. WELL LOCATION SPECIFICS

1. Well Permit Number (This number must be permanently affixed to the well casing): 25-45019
2. Site Well Number (As shown on application or plans): PZ-522I
3. Geographic Coordinate NAD 83 to nearest 1/10 of a second:
   Longitude: West 74 26' 09.54" Latitude: North 40 37'34.45"
4. New Jersey State Plane Coordinates NAD 83 to nearest 10 feet:
   North 653,040.6030' East 509,893.7160'
5. Elevation of Top of Inner Casing (cap off) at reference mark (nearest 0.01'): 92.565'
6. Source of elevation datum (benchmark, number/description and elevation/datum. If an on-site datum is used, identify here, assume datum of 100', and give approximated actual elevation.)

KeyNetGPS-Horizontal:NAD 1983(2011 latest adjustment) & Vertical:NAVD 1988

7. Significant observations and notes:

SECTION D. LAND SURVEYOR'S CERTIFICATION

SEAL

I certify under penalty of law that I have personally examined and am familiar with the information submitted in this document and all attachments and that, based on my inquiry of those individuals immediately responsible for obtaining the information, I believe the submitted information is true, accurate and complete. I am aware that there are significant penalties for submitting false information including the possibility of fine and imprisonment.

Professional Land Surveyor's Signature: Howard C. Lopshire, PLS Date 1-16-2014

Surveyor's Name: Howard C. Lopshire License Number: 24GS02680300

Mailing Address 105 Raider Boulevard Suite 206

City/Town: Hillsborough State New Jersey Zip Code: 08844

Phone Number 908-874-7500 Ext.: 223 Fax: 908-874-5762

New Jersey Department of Environmental Protection
Site Remediation Program

Monitoring Well Certification Form B - Location Certification

Date Stamp
(For Department use only)

SECTION A. SITE NAME AND LOCATION

Site Name: Former Lockheed Electronics Company, Inc.

List all AKAs: Lockheed Electronics Company, Lockheed Electronics Co Inc.

Street Address: 1501 Route 22 West

Municipality: North Plainfield, New Jersey (Township, Borough or City) Watchung

County: Somerset County Zip Code: 07060-1821

Program Interest (PI) Number(s): 004334 Case Tracking Number(s): 90038

SECTION B. WELL OWNER AND LOCATION

1. Name of Well Owner: Lockheed Martin Corporation
2. Well Location (Street Address): North Plainfield Borough, Intersection Coddington Ave. and Somerset St.
3. Well Location (Municipal Block and Lot) Block# 74 Lot # 9

SECTION C. WELL LOCATION SPECIFICS

1. Well Permit Number (This number must be permanently affixed to the well casing): 25-45018
2. Site Well Number (As shown on application or plans): PZ-522D
3. Geographic Coordinate NAD 83 to nearest 1/10 of a second:
   Longitude: West 74 26' 09.49" Latitude: North 40 37'34.50"
4. New Jersey State Plane Coordinates NAD 83 to nearest 10 feet:
   North 653,045.3590' East 509,897.4670'
5. Elevation of Top of Inner Casing (cap off) at reference mark (nearest 0.01'): 92.598'
6. Source of elevation datum (benchmark, number/description and elevation/datum. If an on-site datum is used, identify here, assume datum of 100', and give approximated actual elevation.)

KeyNetGPS-Horizontal:NAD 1983(2011 latest adjustment) & Vertical:NAVD 1988

7. Significant observations and notes:

SECTION D. LAND SURVEYOR'S CERTIFICATION

SEAL

I certify under penalty of law that I have personally examined and am familiar with the information submitted in this document and all attachments and that, based on my inquiry of those individuals immediately responsible for obtaining the information, I believe the submitted information is true, accurate and complete. I am aware that there are significant penalties for submitting false information including the possibility of fine and imprisonment.

Professional Land Surveyor's Signature: Howard C. Lopshire, PLS Date 1-16-2014

Surveyor's Name: Howard C. Lopshire License Number: 24GS02680300

Mailing Address 105 Raider Boulevard Suite 206

City/Town: Hillsborough State New Jersey Zip Code: 08844

Phone Number 908-874-7500 Ext.: 223 Fax: 908-874-5762

New Jersey Department of Environmental Protection
Site Remediation Program

Monitoring Well Certification Form B - Location Certification

Date Stamp
(For Department use only)

SECTION A. SITE NAME AND LOCATION

Site Name: Former Lockheed Electronics Company, Inc.

List all AKAs: Lockheed Electronics Company, Lockheed Electronics Co Inc.

Street Address: 1501 Route 22 West

Municipality: North Plainfield, New Jersey (Township, Borough or City) Watchung

County: Somerset County Zip Code: 07060-1821

Program Interest (PI) Number(s): 004334 Case Tracking Number(s): 90038

SECTION B. WELL OWNER AND LOCATION

1. Name of Well Owner: Lockheed Martin Corporation
2. Well Location (Street Address): North Plainfield Borough, Intersection New Walnut St. and Grove St.
3. Well Location (Municipal Block and Lot) Block# N/A Lot # N/A

SECTION C. WELL LOCATION SPECIFICS

1. Well Permit Number (This number must be permanently affixed to the well casing): 25-45022
2. Site Well Number (As shown on application or plans): PZ-523I
3. Geographic Coordinate NAD 83 to nearest 1/10 of a second:
   Longitude: West 74 26' 22.29" Latitude: North 40 37'29.64"
4. New Jersey State Plane Coordinates NAD 83 to nearest 10 feet:
   North 652,552.8740' East 508,910.3850'
5. Elevation of Top of Inner Casing (cap off) at reference mark (nearest 0.01'): 92.421'
6. Source of elevation datum (benchmark, number/description and elevation/datum. If an on-site datum is used, identify here, assume datum of 100', and give approximated actual elevation.)

KeyNetGPS-Horizontal:NAD 1983(2011 latest adjustment) & Vertical:NAVD 1988

7. Significant observations and notes:

SECTION D. LAND SURVEYOR'S CERTIFICATION

SEAL

I certify under penalty of law that I have personally examined and am familiar with the information submitted in this document and all attachments and that, based on my inquiry of those individuals immediately responsible for obtaining the information, I believe the submitted information is true, accurate and complete. I am aware that there are significant penalties for submitting false information including the possibility of fine and imprisonment.

Professional Land Surveyor's Signature: Howard C. Lopshire, PLS Date 1-16-2014

Surveyor's Name: Howard C. Lopshire License Number: 24GS02680300

Mailing Address 105 Raider Boulevard Suite 206

City/Town: Hillsborough State New Jersey Zip Code: 08844

Phone Number 908-874-7500 Ext.: 223 Fax: 908-874-5762

New Jersey Department of Environmental Protection
Site Remediation Program

Monitoring Well Certification Form B - Location Certification

Date Stamp
(For Department use only)

SECTION A. SITE NAME AND LOCATION

Site Name: Former Lockheed Electronics Company, Inc.

List all AKAs: Lockheed Electronics Company, Lockheed Electronics Co Inc.

Street Address: 1501 Route 22 West

Municipality: North Plainfield, New Jersey (Township, Borough or City) Watchung

County: Somerset County Zip Code: 07060-1821

Program Interest (PI) Number(s): 004334 Case Tracking Number(s): 90038

SECTION B. WELL OWNER AND LOCATION

1. Name of Well Owner: Lockheed Martin Corporation
2. Well Location (Street Address): North Plainfield Borough, Jefferson Avenue near Stony Brook
3. Well Location (Municipal Block and Lot) Block# N/A Lot # N/A

SECTION C. WELL LOCATION SPECIFICS

1. Well Permit Number (This number must be permanently affixed to the well casing): 25-45026
2. Site Well Number (As shown on application or plans): PZ-524S
3. Geographic Coordinate NAD 83 to nearest 1/10 of a second:
   Longitude: West 74 26' 23.45" Latitude: North 40 37'08.80"
4. New Jersey State Plane Coordinates NAD 83 to nearest 10 feet:
   North 650,443.5690' East 508,822.8650'
5. Elevation of Top of Inner Casing (cap off) at reference mark (nearest 0.01'): 66.713'
6. Source of elevation datum (benchmark, number/description and elevation/datum. If an on-site datum is used, identify here, assume datum of 100', and give approximated actual elevation.)

KeyNetGPS-Horizontal:NAD 1983(2011 latest adjustment) & Vertical:NAVD 1988

7. Significant observations and notes:

SECTION D. LAND SURVEYOR'S CERTIFICATION

SEAL

I certify under penalty of law that I have personally examined and am familiar with the information submitted in this document and all attachments and that, based on my inquiry of those individuals immediately responsible for obtaining the information, I believe the submitted information is true, accurate and complete. I am aware that there are significant penalties for submitting false information including the possibility of fine and imprisonment.

Professional Land Surveyor's Signature: Howard C. Lopshire, PLS Date 1-16-2014

Surveyor's Name: Howard C. Lopshire License Number: 24GS02680300

Mailing Address 105 Raider Boulevard Suite 206

City/Town: Hillsborough State New Jersey Zip Code: 08844

Phone Number 908-874-7500 Ext.: 223 Fax: 908-874-5762

New Jersey Department of Environmental Protection
Site Remediation Program

Monitoring Well Certification Form B - Location Certification

Date Stamp
(For Department use only)

SECTION A. SITE NAME AND LOCATION

Site Name: Former Lockheed Electronics Company, Inc.

List all AKAs: Lockheed Electronics Company, Lockheed Electronics Co Inc.

Street Address: 1501 Route 22 West

Municipality: North Plainfield, New Jersey (Township, Borough or City) Watchung

County: Somerset County Zip Code: 07060-1821

Program Interest (PI) Number(s): 004334 Case Tracking Number(s): 90038

SECTION B. WELL OWNER AND LOCATION

1. Name of Well Owner: Lockheed Martin Corporation
2. Well Location (Street Address): North Plainfield Borough, Jefferson Avenue near Stony Brook
3. Well Location (Municipal Block and Lot) Block# N/A Lot # N/A

SECTION C. WELL LOCATION SPECIFICS

1. Well Permit Number (This number must be permanently affixed to the well casing): 25-45025
2. Site Well Number (As shown on application or plans): PZ-524I
3. Geographic Coordinate NAD 83 to nearest 1/10 of a second:
   Longitude: West 74 26' 23.49" Latitude: North 40 37'08.83"
4. New Jersey State Plane Coordinates NAD 83 to nearest 10 feet:
   North 650,447.3290' East 508,819.4570'
5. Elevation of Top of Inner Casing (cap off) at reference mark (nearest 0.01'): 66.846'
6. Source of elevation datum (benchmark, number/description and elevation/datum. If an on-site datum is used, identify here, assume datum of 100', and give approximated actual elevation.)

KeyNetGPS-Horizontal:NAD 1983(2011 latest adjustment) & Vertical:NAVD 1988

7. Significant observations and notes:

SECTION D. LAND SURVEYOR'S CERTIFICATION

SEAL

I certify under penalty of law that I have personally examined and am familiar with the information submitted in this document and all attachments and that, based on my inquiry of those individuals immediately responsible for obtaining the information, I believe the submitted information is true, accurate and complete. I am aware that there are significant penalties for submitting false information including the possibility of fine and imprisonment.

Professional Land Surveyor's Signature: Howard C. Lopshire, PLS Date 1-16-2014

Surveyor's Name: Howard C. Lopshire License Number: 24GS02680300

Mailing Address 105 Raider Boulevard Suite 206

City/Town: Hillsborough State New Jersey Zip Code: 08844

Phone Number 908-874-7500 Ext.: 223 Fax: 908-874-5762

New Jersey Department of Environmental Protection
Site Remediation Program

Monitoring Well Certification Form B - Location Certification

Date Stamp
(For Department use only)

SECTION A. SITE NAME AND LOCATION

Site Name: Former Lockheed Electronics Company, Inc.

List all AKAs: Lockheed Electronics Company, Lockheed Electronics Co Inc.

Street Address: 1501 Route 22 West

Municipality: North Plainfield, New Jersey (Township, Borough or City) Watchung

County: Somerset County Zip Code: 07060-1821

Program Interest (PI) Number(s): 004334 Case Tracking Number(s): 90038

SECTION B. WELL OWNER AND LOCATION

1. Name of Well Owner: Lockheed Martin Corporation
2. Well Location (Street Address): North Plainfield Borough, Jefferson Avenue near Stony Brook
3. Well Location (Municipal Block and Lot) Block# N/A Lot # N/A

SECTION C. WELL LOCATION SPECIFICS

1. Well Permit Number (This number must be permanently affixed to the well casing): 25-45024
2. Site Well Number (As shown on application or plans): PZ-524D
3. Geographic Coordinate NAD 83 to nearest 1/10 of a second:
   Longitude: West 74 26' 23.64" Latitude: North 40 37'09.01"
4. New Jersey State Plane Coordinates NAD 83 to nearest 10 feet:
   North 650,465.0070' East 508,808.2110'
5. Elevation of Top of Inner Casing (cap off) at reference mark (nearest 0.01'): 67.040'
6. Source of elevation datum (benchmark, number/description and elevation/datum. If an on-site datum is used, identify here, assume datum of 100', and give approximated actual elevation.)

KeyNetGPS-Horizontal:NAD 1983(2011 latest adjustment) & Vertical:NAVD 1988

7. Significant observations and notes:

SECTION D. LAND SURVEYOR'S CERTIFICATION

SEAL

I certify under penalty of law that I have personally examined and am familiar with the information submitted in this document and all attachments and that, based on my inquiry of those individuals immediately responsible for obtaining the information, I believe the submitted information is true, accurate and complete. I am aware that there are significant penalties for submitting false information including the possibility of fine and imprisonment.

Professional Land Surveyor's Signature: Howard C. Lopshire, PLS Date 1-16-2014

Surveyor's Name: Howard C. Lopshire License Number: 24GS02680300

Mailing Address 105 Raider Boulevard Suite 206

City/Town: Hillsborough State New Jersey Zip Code: 08844

Phone Number 908-874-7500 Ext.: 223 Fax: 908-874-5762

New Jersey Department of Environmental Protection
Site Remediation Program

Monitoring Well Certification Form B - Location Certification

Date Stamp
(For Department use only)

SECTION A. SITE NAME AND LOCATION

Site Name: Former Lockheed Electronics Company, Inc.

List all AKAs: Lockheed Electronics Company, Lockheed Electronics Co Inc.

Street Address: 1501 Route 22 West

Municipality: North Plainfield, New Jersey (Township, Borough or City) Watchung

County: Somerset County Zip Code: 07060-1821

Program Interest (PI) Number(s): 004334 Case Tracking Number(s): 90038

SECTION B. WELL OWNER AND LOCATION

1. Name of Well Owner: Lockheed Martin Corporation
2. Well Location (Street Address): Watchung Borough, East Drive ROW cul-de-sac
3. Well Location (Municipal Block and Lot) Block# N/A Lot # N/A

SECTION C. WELL LOCATION SPECIFICS

1. Well Permit Number (This number must be permanently affixed to the well casing): E201313296
2. Site Well Number (As shown on application or plans): MW-1S
3. Geographic Coordinate NAD 83 to nearest 1/10 of a second:
   Longitude: West 74 25' 39.71" Latitude: North 40 38'17.17"
4. New Jersey State Plane Coordinates NAD 83 to nearest 10 feet:
   North 657,365.4250' East 512,189.7590'
5. Elevation of Top of Inner Casing (cap off) at reference mark (nearest 0.01'): 191.918'
6. Source of elevation datum (benchmark, number/description and elevation/datum. If an on-site datum is used, identify here, assume datum of 100', and give approximated actual elevation.)

KeyNetGPS-Horizontal:NAD 1983(2011 latest adjustment) & Vertical:NAVD 1988

7. Significant observations and notes:

SECTION D. LAND SURVEYOR'S CERTIFICATION

SEAL

I certify under penalty of law that I have personally examined and am familiar with the information submitted in this document and all attachments and that, based on my inquiry of those individuals immediately responsible for obtaining the information, I believe the submitted information is true, accurate and complete. I am aware that there are significant penalties for submitting false information including the possibility of fine and imprisonment.

Professional Land Surveyor's Signature: Howard C. Lopshire, PLS Date 1-16-2014

Surveyor's Name: Howard C. Lopshire License Number: 24GS02680300

Mailing Address 105 Raider Boulevard Suite 206

City/Town: Hillsborough State New Jersey Zip Code: 08844

Phone Number 908-874-7500 Ext.: 223 Fax: 908-874-5762

New Jersey Department of Environmental Protection
Site Remediation Program

Monitoring Well Certification Form B - Location Certification

Date Stamp
(For Department use only)

SECTION A. SITE NAME AND LOCATION

Site Name: Former Lockheed Electronics Company, Inc.

List all AKAs: Lockheed Electronics Company, Lockheed Electronics Co Inc.

Street Address: 1501 Route 22 West

Municipality: North Plainfield, New Jersey (Township, Borough or City) Watchung

County: Somerset County Zip Code: 07060-1821

Program Interest (PI) Number(s): 004334 Case Tracking Number(s): 90038

SECTION B. WELL OWNER AND LOCATION

1. Name of Well Owner: Lockheed Martin Corporation
2. Well Location (Street Address): Watchung Borough, East Drive ROW cul-de-sac
3. Well Location (Municipal Block and Lot) Block# N/A Lot # N/A

SECTION C. WELL LOCATION SPECIFICS

1. Well Permit Number (This number must be permanently affixed to the well casing): E201313297
2. Site Well Number (As shown on application or plans): MW-1I
3. Geographic Coordinate NAD 83 to nearest 1/10 of a second:
   Longitude: West 74 25' 39.65" Latitude: North 40 38'17.31"
4. New Jersey State Plane Coordinates NAD 83 to nearest 10 feet:
   North 657,379.5080' East 512,194.6610'
5. Elevation of Top of Inner Casing (cap off) at reference mark (nearest 0.01'): 192.128'
6. Source of elevation datum (benchmark, number/description and elevation/datum. If an on-site datum is used, identify here, assume datum of 100', and give approximated actual elevation.)

KeyNetGPS-Horizontal:NAD 1983(2011 latest adjustment) & Vertical:NAVD 1988

7. Significant observations and notes:

SECTION D. LAND SURVEYOR'S CERTIFICATION

SEAL

I certify under penalty of law that I have personally examined and am familiar with the information submitted in this document and all attachments and that, based on my inquiry of those individuals immediately responsible for obtaining the information, I believe the submitted information is true, accurate and complete. I am aware that there are significant penalties for submitting false information including the possibility of fine and imprisonment.

Professional Land Surveyor's Signature: Howard C. Lopshire, PLS Date 1-16-2014

Surveyor's Name: Howard C. Lopshire License Number: 24GS02680300

Mailing Address 105 Raider Boulevard Suite 206

City/Town: Hillsborough State New Jersey Zip Code: 08844

Phone Number 908-874-7500 Ext.: 223 Fax: 908-874-5762

New Jersey Department of Environmental Protection
Site Remediation Program

Monitoring Well Certification Form B - Location Certification

Date Stamp
(For Department use only)

SECTION A. SITE NAME AND LOCATION

Site Name: Former Lockheed Electronics Company, Inc.

List all AKAs: Lockheed Electronics Company, Lockheed Electronics Co Inc.

Street Address: 1501 Route 22 West

Municipality: North Plainfield, New Jersey (Township, Borough or City) Watchung

County: Somerset County Zip Code: 07060-1821

Program Interest (PI) Number(s): 004334 Case Tracking Number(s): 90038

SECTION B. WELL OWNER AND LOCATION

1. Name of Well Owner: Lockheed Martin Corporation
2. Well Location (Street Address): North Plainfield Borough, Allen Place ROW
3. Well Location (Municipal Block and Lot) Block# N/A Lot # N/A

SECTION C. WELL LOCATION SPECIFICS

1. Well Permit Number (This number must be permanently affixed to the well casing): E201313299
2. Site Well Number (As shown on application or plans): MW-2I
3. Geographic Coordinate NAD 83 to nearest 1/10 of a second:
   Longitude: West 74 25' 48.43" Latitude: North 40 37'24.60"
4. New Jersey State Plane Coordinates NAD 83 to nearest 10 feet:
   North 652,045.1510' East 511,521.6440'
5. Elevation of Top of Inner Casing (cap off) at reference mark (nearest 0.01'): 97.045'
6. Source of elevation datum (benchmark, number/description and elevation/datum. If an on-site datum is used, identify here, assume datum of 100', and give approximated actual elevation.)

KeyNetGPS-Horizontal:NAD 1983(2011 latest adjustment) & Vertical:NAVD 1988

7. Significant observations and notes:

SECTION D. LAND SURVEYOR'S CERTIFICATION

SEAL

I certify under penalty of law that I have personally examined and am familiar with the information submitted in this document and all attachments and that, based on my inquiry of those individuals immediately responsible for obtaining the information, I believe the submitted information is true, accurate and complete. I am aware that there are significant penalties for submitting false information including the possibility of fine and imprisonment.

Professional Land Surveyor's Signature: Howard C. Lopshire, PLS Date 1-16-2014

Surveyor's Name: Howard C. Lopshire License Number: 24GS02680300

Mailing Address 105 Raider Boulevard Suite 206

City/Town: Hillsborough State New Jersey Zip Code: 08844

Phone Number 908-874-7500 Ext.: 223 Fax: 908-874-5762

New Jersey Department of Environmental Protection
Site Remediation Program

Monitoring Well Certification Form B - Location Certification

Date Stamp
(For Department use only)

SECTION A. SITE NAME AND LOCATION

Site Name: Former Lockheed Electronics Company, Inc.

List all AKAs: Lockheed Electronics Company, Lockheed Electronics Co Inc.

Street Address: 1501 Route 22 West

Municipality: North Plainfield, New Jersey (Township, Borough or City) Watchung

County: Somerset County Zip Code: 07060-1821

Program Interest (PI) Number(s): 004334 Case Tracking Number(s): 90038

SECTION B. WELL OWNER AND LOCATION

1. Name of Well Owner: Lockheed Martin Corporation
2. Well Location (Street Address): North Plainfield Borough, Allen Place ROW
3. Well Location (Municipal Block and Lot) Block# N/A Lot # N/A

SECTION C. WELL LOCATION SPECIFICS

1. Well Permit Number (This number must be permanently affixed to the well casing): E201313300
2. Site Well Number (As shown on application or plans): MW-2D
3. Geographic Coordinate NAD 83 to nearest 1/10 of a second:
   Longitude: West 74 25' 48.54" Latitude: North 40 37'24.66"
4. New Jersey State Plane Coordinates NAD 83 to nearest 10 feet:
   North 652,051.3510' East 511,513.5400'
5. Elevation of Top of Inner Casing (cap off) at reference mark (nearest 0.01'): 97.326'
6. Source of elevation datum (benchmark, number/description and elevation/datum. If an on-site datum is used, identify here, assume datum of 100', and give approximated actual elevation.)

KeyNetGPS-Horizontal:NAD 1983(2011 latest adjustment) & Vertical:NAVD 1988

7. Significant observations and notes:

SECTION D. LAND SURVEYOR'S CERTIFICATION

SEAL

I certify under penalty of law that I have personally examined and am familiar with the information submitted in this document and all attachments and that, based on my inquiry of those individuals immediately responsible for obtaining the information, I believe the submitted information is true, accurate and complete. I am aware that there are significant penalties for submitting false information including the possibility of fine and imprisonment.

Professional Land Surveyor's Signature: Howard C. Lopshire, PLS Date 1-16-2014

Surveyor's Name: Howard C. Lopshire License Number: 24GS02680300

Mailing Address 105 Raider Boulevard Suite 206

City/Town: Hillsborough State New Jersey Zip Code: 08844

Phone Number 908-874-7500 Ext.: 223 Fax: 908-874-5762

New Jersey Department of Environmental Protection
Site Remediation Program

Monitoring Well Certification Form B - Location Certification

Date Stamp
(For Department use only)

SECTION A. SITE NAME AND LOCATION

Site Name: Former Lockheed Electronics Company, Inc.

List all AKAs: Lockheed Electronics Company, Lockheed Electronics Co Inc.

Street Address: 1501 Route 22 West

Municipality: North Plainfield, New Jersey (Township, Borough or City) Watchung

County: Somerset County Zip Code: 07060-1821

Program Interest (PI) Number(s): 004334 Case Tracking Number(s): 90038

SECTION B. WELL OWNER AND LOCATION

1. Name of Well Owner: Lockheed Martin Corporation
2. Well Location (Street Address): Wachung Borough, Upper Drive ROW
3. Well Location (Municipal Block and Lot) Block# N/A Lot # N/A

SECTION C. WELL LOCATION SPECIFICS

1. Well Permit Number (This number must be permanently affixed to the well casing): E201313298
2. Site Well Number (As shown on application or plans): MW-3D
3. Geographic Coordinate NAD 83 to nearest 1/10 of a second:
   Longitude: West 74 26' 13.64" Latitude: North 40 37'57.07"
4. New Jersey State Plane Coordinates NAD 83 to nearest 10 feet:
   North 655,329.4030' East 509,575.4540'
5. Elevation of Top of Inner Casing (cap off) at reference mark (nearest 0.01'): 227.515'
6. Source of elevation datum (benchmark, number/description and elevation/datum. If an on-site datum is used, identify here, assume datum of 100', and give approximated actual elevation.)

KeyNetGPS-Horizontal:NAD 1983(2011 latest adjustment) & Vertical:NAVD 1988

7. Significant observations and notes:

SECTION D. LAND SURVEYOR'S CERTIFICATION

SEAL

I certify under penalty of law that I have personally examined and am familiar with the information submitted in this document and all attachments and that, based on my inquiry of those individuals immediately responsible for obtaining the information, I believe the submitted information is true, accurate and complete. I am aware that there are significant penalties for submitting false information including the possibility of fine and imprisonment.

Professional Land Surveyor's Signature: Howard C. Lopshire, PLS Date 1-16-2014

Surveyor's Name: Howard C. Lopshire License Number: 24GS02680300

Mailing Address 105 Raider Boulevard Suite 206

City/Town: Hillsborough State New Jersey Zip Code: 08844

Phone Number 908-874-7500 Ext.: 223 Fax: 908-874-5762

APPENDIX C — BOREHOLE GEOPHYSICAL LOGS AND PACKER TEST GRAPHS

Earth Data Northeast, Inc.

Client: **Tetra Tech**
Location: **LMCO - North Plainfield, NJ**
Well Name: **MW-1i**
Date: **9-24-2013**
Depth Reference: **Ground Surface**
Magnetic Declination: **-12.81**
North reference: **True**

Borehole Diameter: **6" Nominal**
Static Water Level: **69'**
Casing Depth: **64'**
Total Depth: **290'**

Fracture/Feature
Hairline Fracture/Feature
Discontinuous Fracture/Feature
Discontinuous Hairline Fracture/Feature
Bedding/Change in Lithology

Please Note: ATV Features have been adjusted from Apparent to True Dip and Azimuth

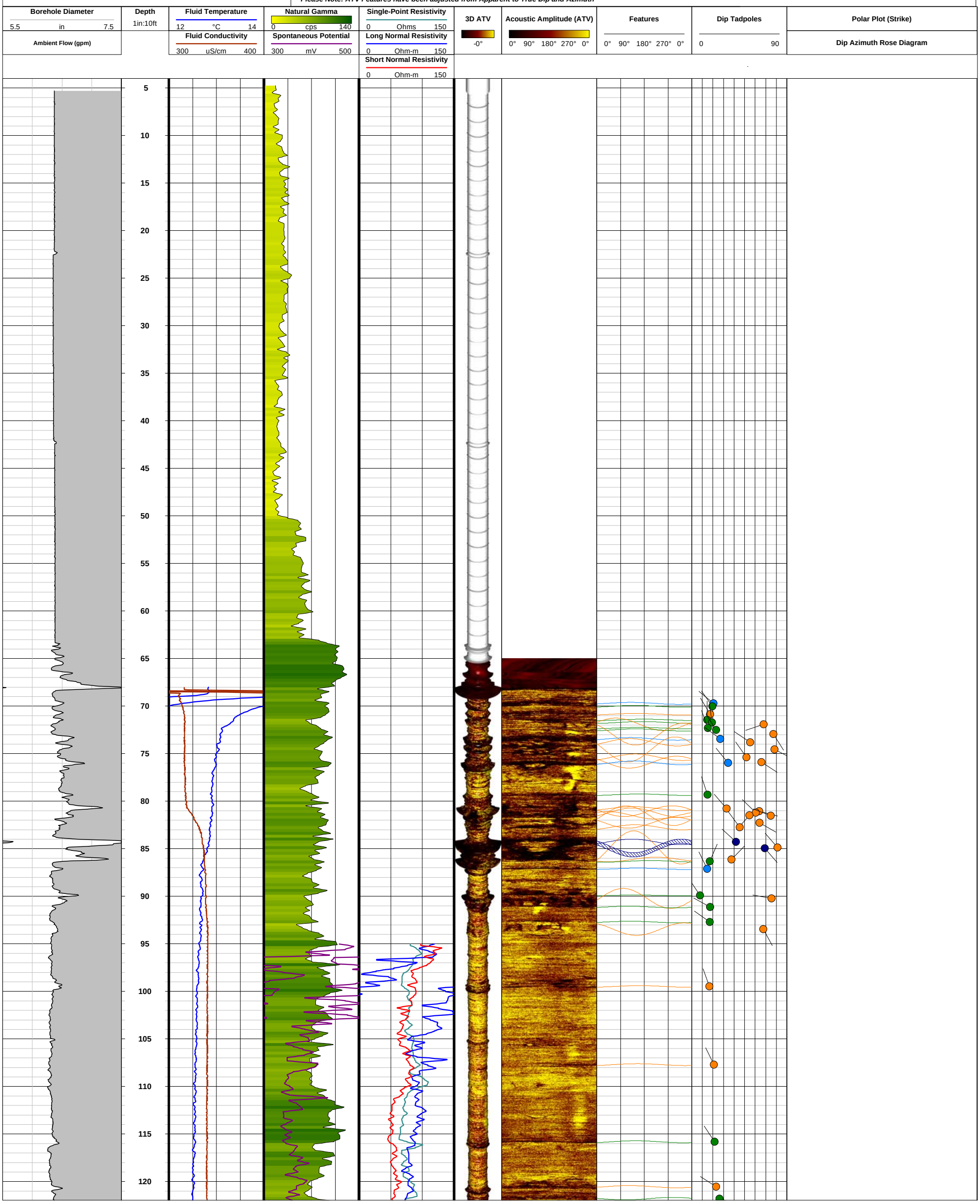

Borehole Diameter 5.5 in 7.5

Ambient Flow (gpm)

Depth 1in:10ft

Fluid Temperature 12 °C 14

Fluid Conductivity 300 uS/cm 400

Natural Gamma 0 cps 140

Spontaneous Potential 300 mV 500

Single-Point Resistivity 0 Ohms 150

Long Normal Resistivity 0 Ohm-m 150

Short Normal Resistivity 0 Ohm-m 150

3D ATV -0°

Acoustic Amplitude (ATV) 0° 90° 180° 270° 0°

Features 0° 90° 180° 270° 0°

Dip Tadpoles 0 90

Polar Plot (Strike)

Dip Azimuth Rose Diagram

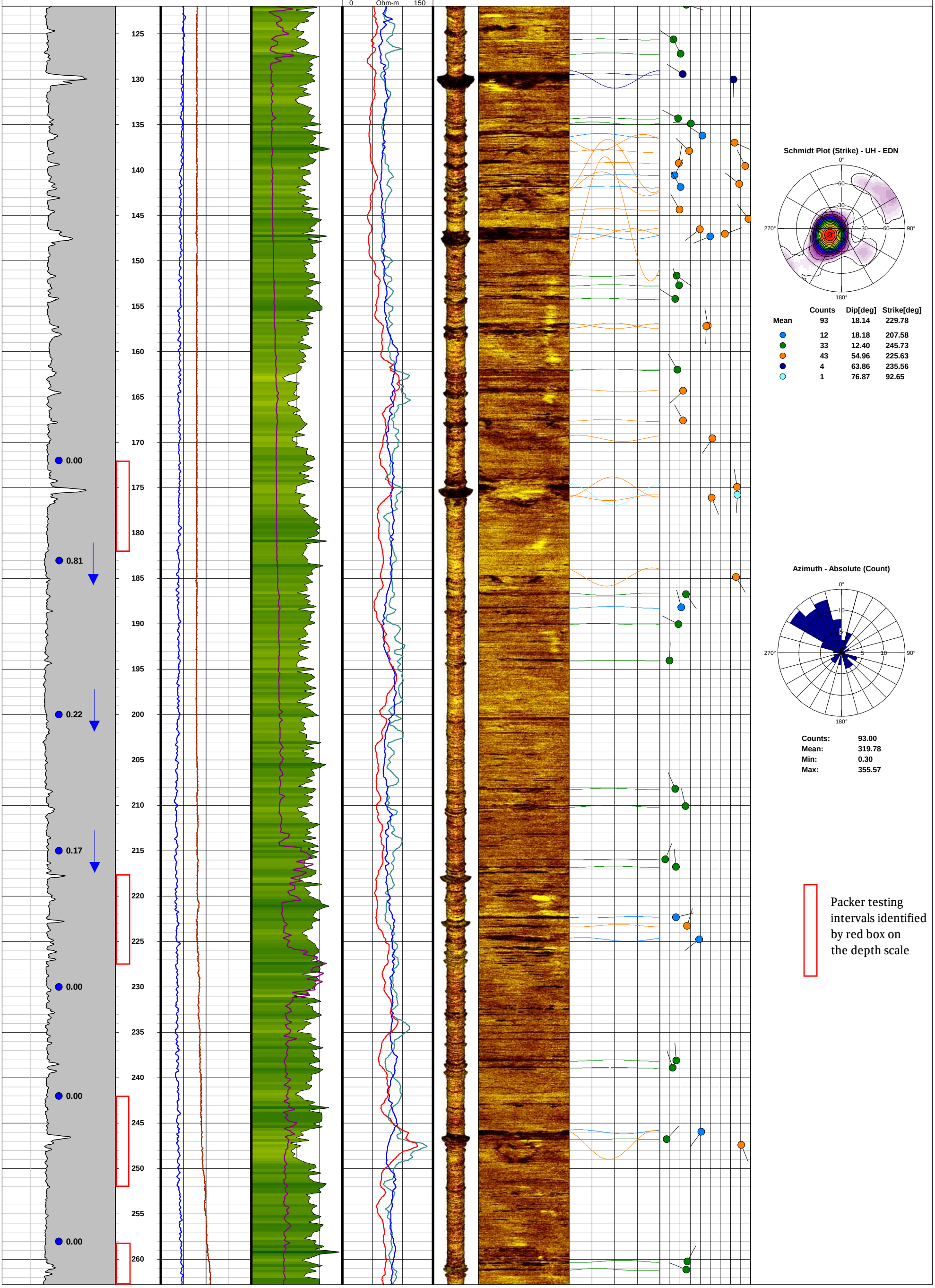

Schmidt Plot (Strike) - UH - EDN

	Counts	Dip[deg]	Strike[deg]
Mean	93	18.14	229.78
	12	18.18	207.58
	33	12.40	245.73
	43	54.96	225.63
	4	63.86	235.56
	1	76.87	92.65

Azimuth - Absolute (Count)

Counts:	93.00
Mean:	319.78
Min:	0.30
Max:	355.57

Packer testing intervals identified by red box on the depth scale

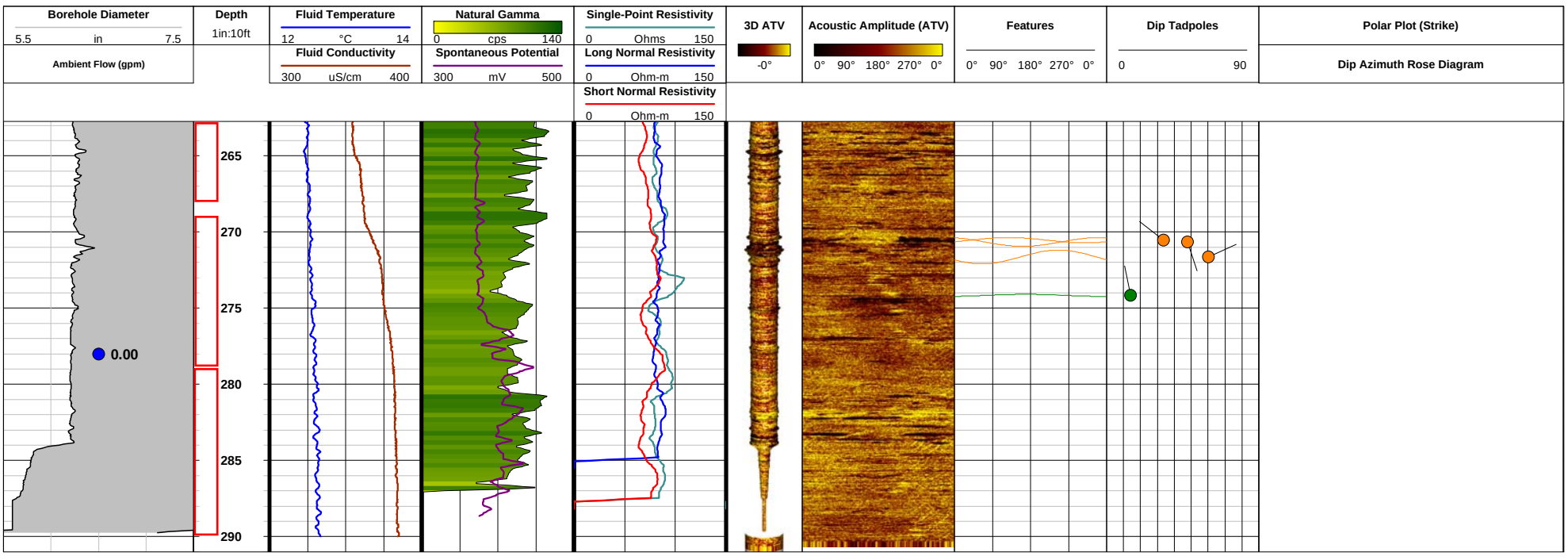
Borehole Diameter
5.5 in 7.5
Ambient Flow (gpm)
Depth
1in:10ft
Fluid Temperature
12 °C 14
Fluid Conductivity
300 uS/cm 400
Natural Gamma
0 cps 140
Spontaneous Potential
300 mV 500
Single-Point Resistivity
0 Ohms 150
Long Normal Resistivity
0 Ohm-m 150
Short Normal Resistivity
0 Ohm-m 150
3D ATV
-0°
Acoustic Amplitude (ATV)
0° 90° 180° 270° 0°
Features
0° 90° 180° 270° 0°
Dip Tadpoles
0 90
Polar Plot (Strike)
Dip Azimuth Rose Diagram
0.00
265
270
275
280
285
290

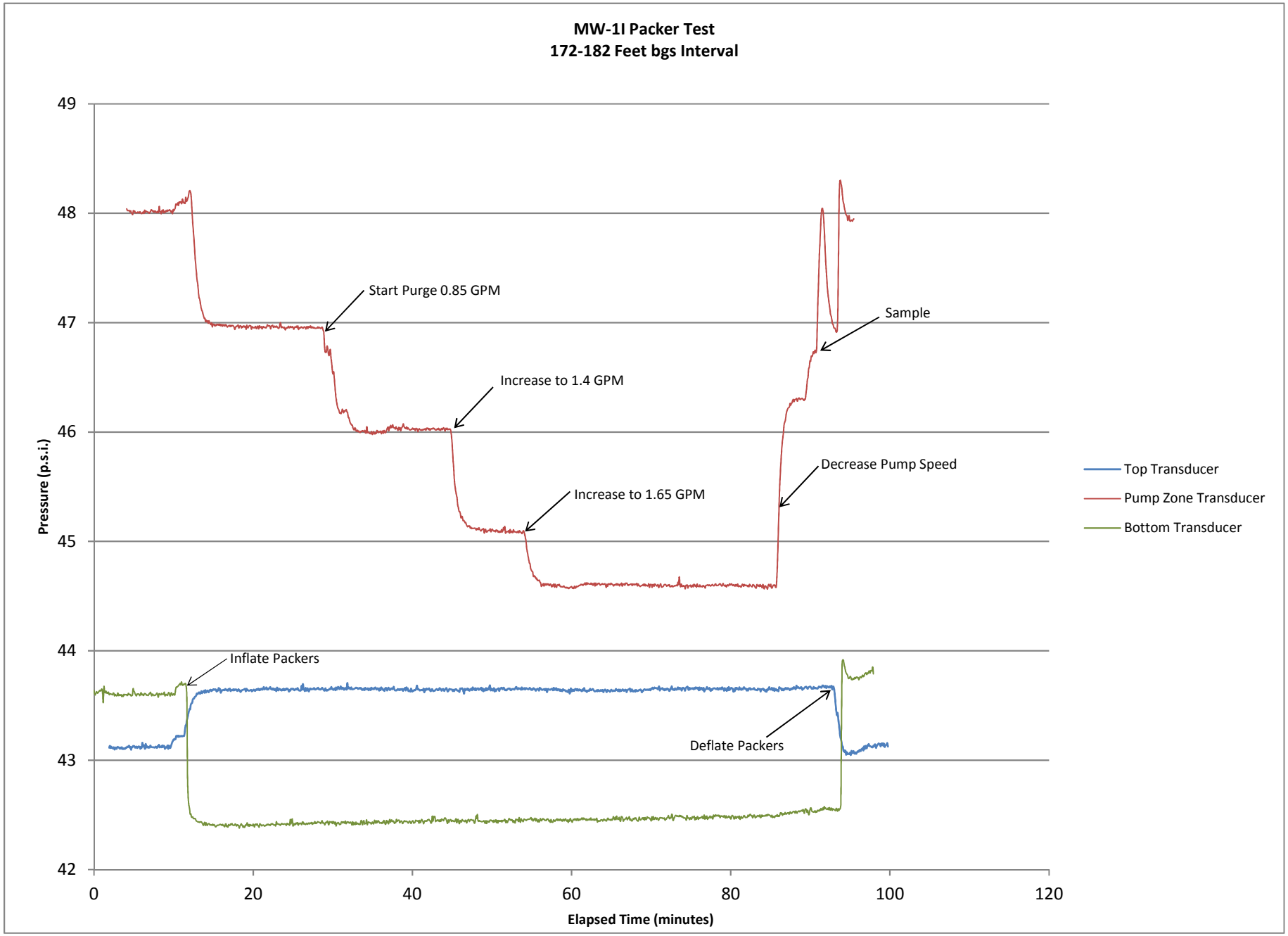
MW-1I Packer Test
172-182 Feet bgs Interval
Pressure (p.s.i.)
49
48
47
46
45
44
43
42
0
20
40
60
80
100
120
Elapsed Time (minutes)
Start Purge 0.85 GPM
Increase to 1.4 GPM
Increase to 1.65 GPM
Decrease Pump Speed
Sample
Inflate Packers
Deflate Packers
Top Transducer
Pump Zone Transducer
Bottom Transducer

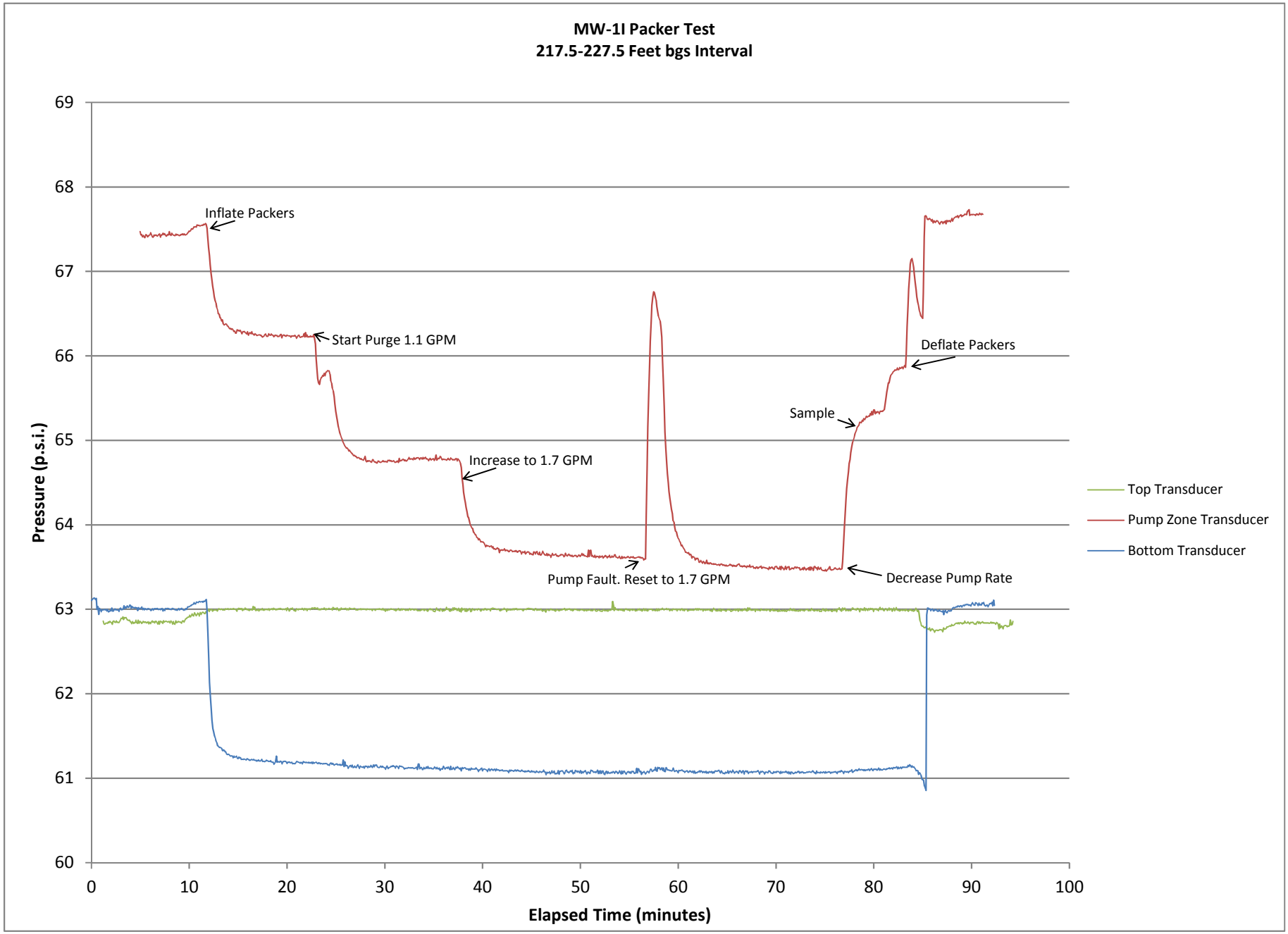
MW-1I Packer Test
217.5-227.5 Feet bgs Interval
Pressure (p.s.i.)
69
68
67
66
65
64
63
62
61
60
0
10
20
30
40
50
60
70
80
90
100
Elapsed Time (minutes)
Inflate Packers
Start Purge 1.1 GPM
Increase to 1.7 GPM
Pump Fault. Reset to 1.7 GPM
Decrease Pump Rate
Sample
Deflate Packers
Top Transducer
Pump Zone Transducer
Bottom Transducer

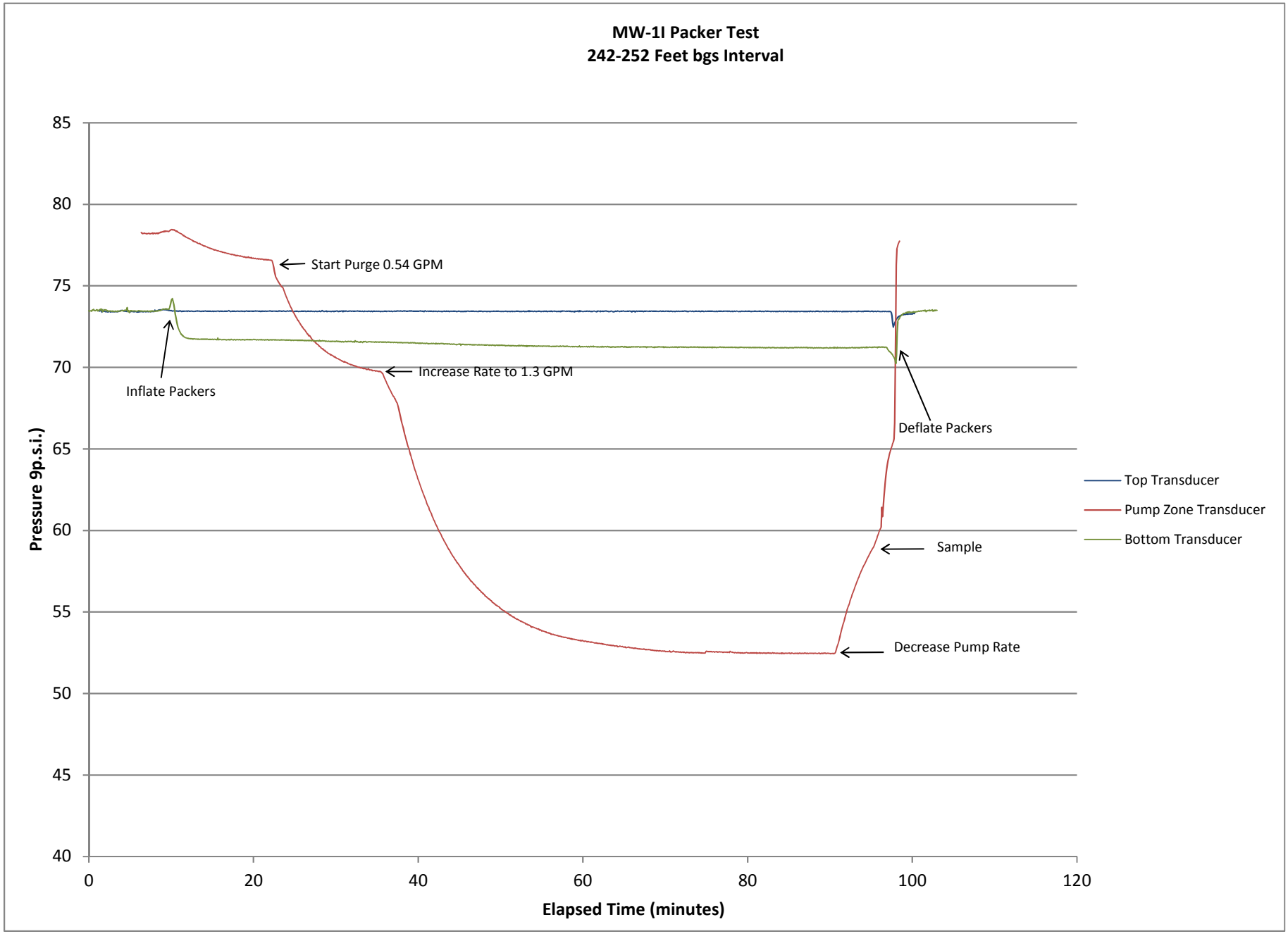
MW-1I Packer Test
242-252 Feet bgs Interval
Pressure 9p.s.i.)
85
80
75
70
65
60
55
50
45
40
0
20
40
60
80
100
120
Elapsed Time (minutes)
Start Purge 0.54 GPM
Inflate Packers
Increase Rate to 1.3 GPM
Deflate Packers
Sample
Decrease Pump Rate
Top Transducer
Pump Zone Transducer
Bottom Transducer

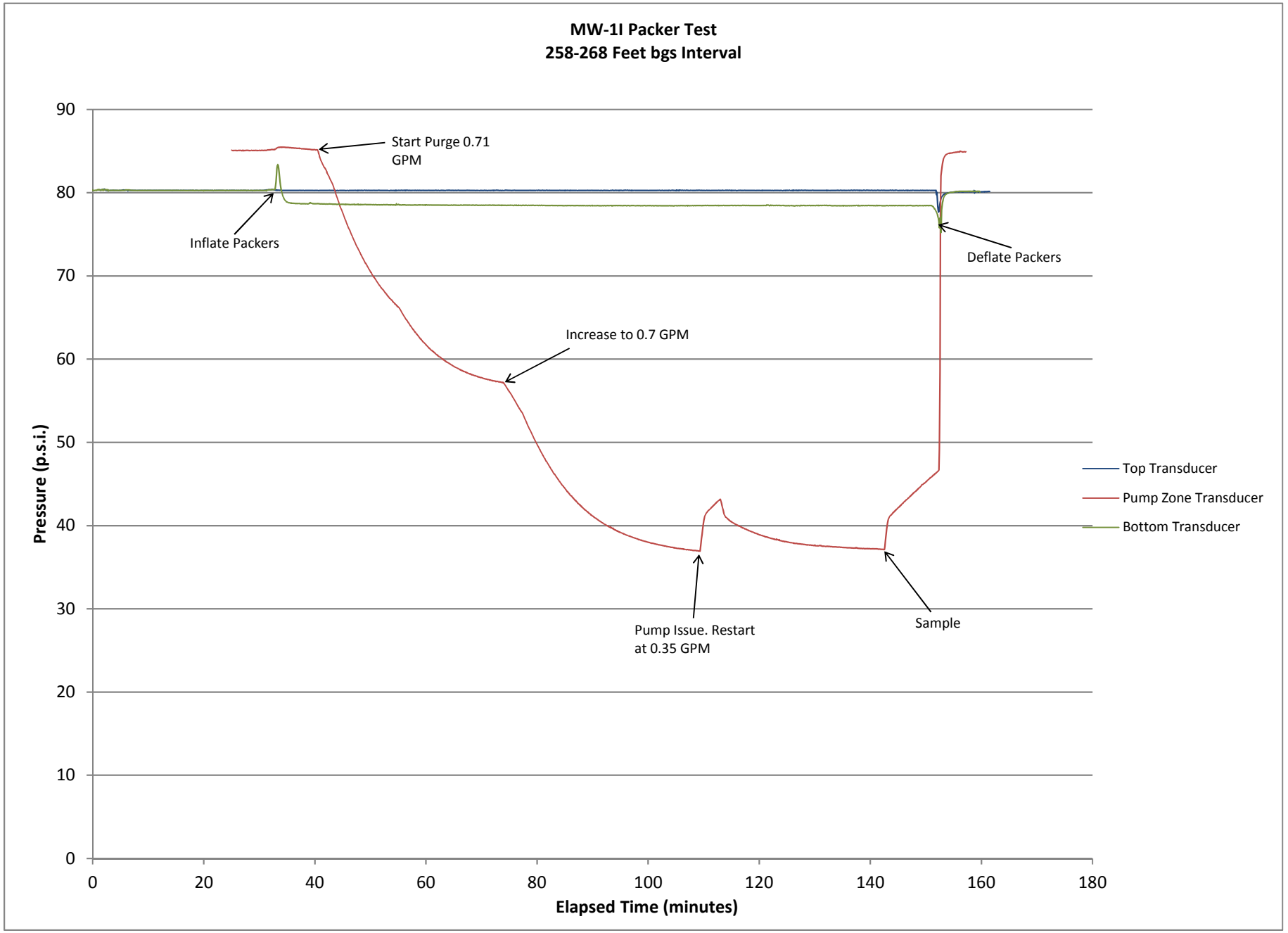
MW-1I Packer Test
258-268 Feet bgs Interval
Pressure (p.s.i.)
Elapsed Time (minutes)
0
10
20
30
40
50
60
70
80
90
0
20
40
60
80
100
120
140
160
180
Start Purge 0.71 GPM
Inflate Packers
Deflate Packers
Increase to 0.7 GPM
Pump Issue. Restart at 0.35 GPM
Sample
Top Transducer
Pump Zone Transducer
Bottom Transducer

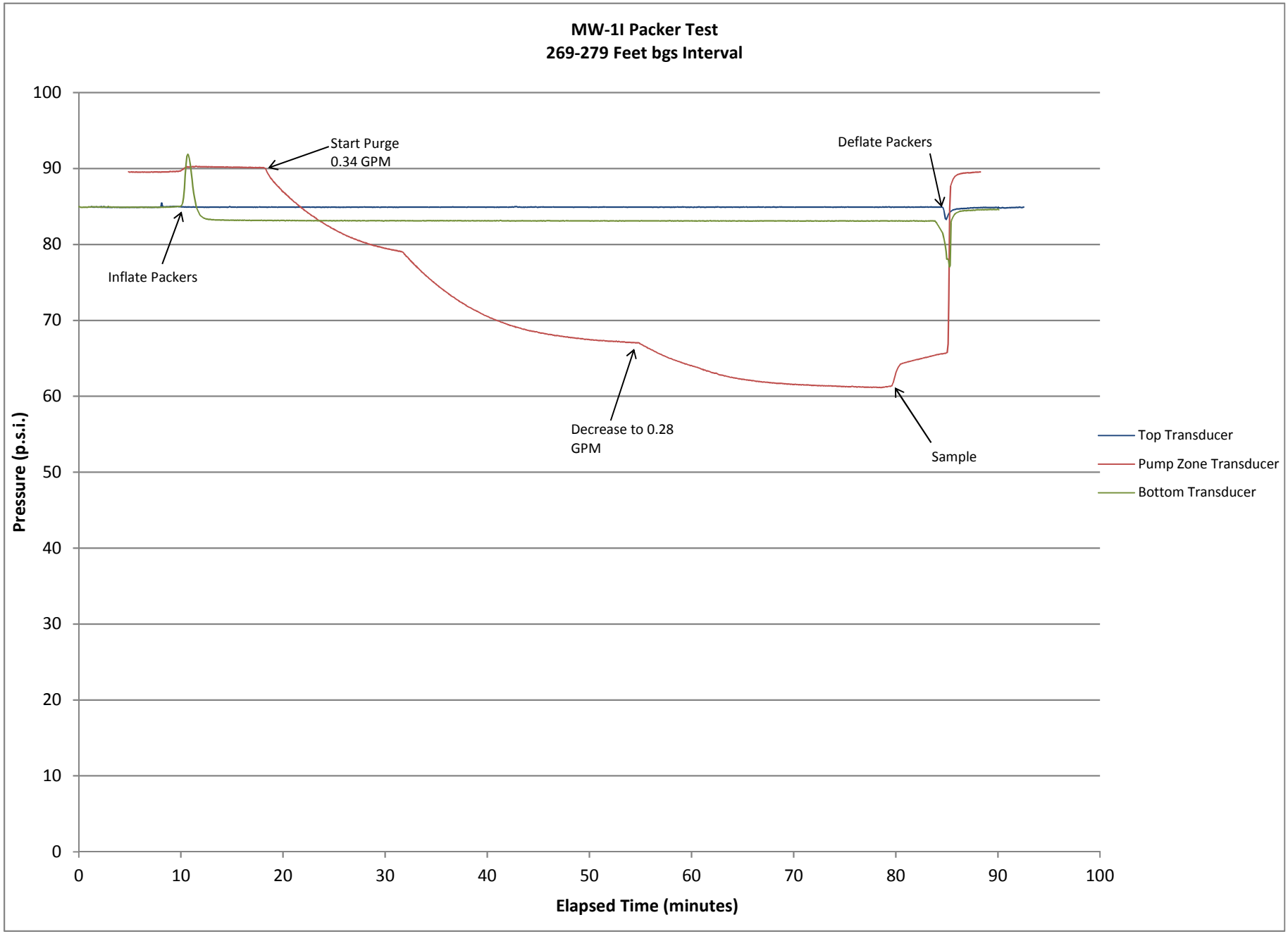
MW-1I Packer Test
269-279 Feet bgs Interval
Pressure (p.s.i.)
Elapsed Time (minutes)
0
10
20
30
40
50
60
70
80
90
100
Start Purge
0.34 GPM
Deflate Packers
Inflate Packers
Decrease to 0.28
GPM
Sample
Top Transducer
Pump Zone Transducer
Bottom Transducer

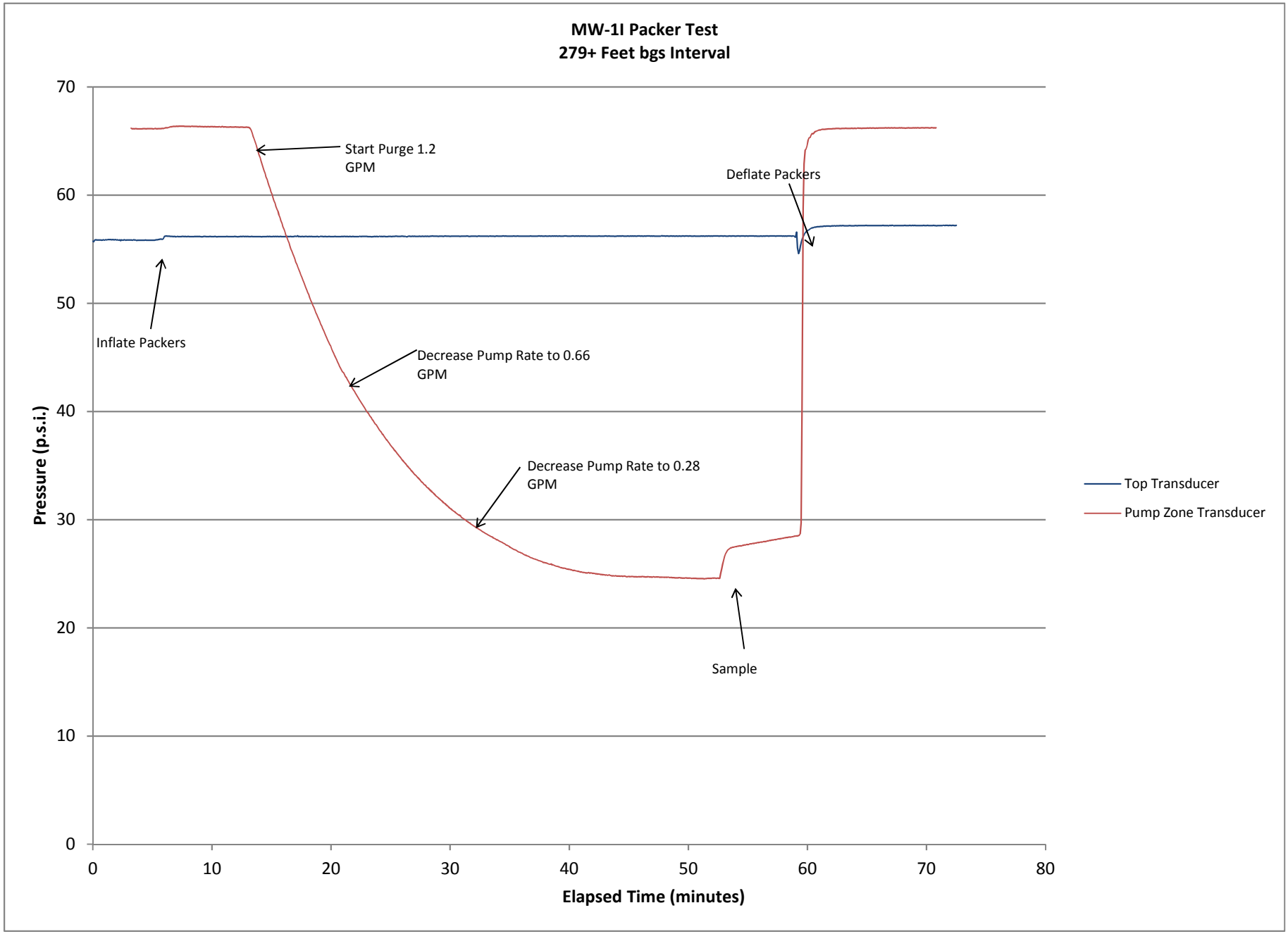
MW-1I Packer Test
279+ Feet bgs Interval
Pressure (p.s.i.)
Elapsed Time (minutes)
0
10
20
30
40
50
60
70
80
Start Purge 1.2 GPM
Deflate Packers
Inflate Packers
Decrease Pump Rate to 0.66 GPM
Decrease Pump Rate to 0.28 GPM
Sample
Top Transducer
Pump Zone Transducer

Earth Data Northeast, Inc.

Client: **Tetra Tech**
Location: **North Plainfield, NJ**
Well Name: **MW-2D**
Date: **10-1-13**
Depth Reference: **Ground Surface**
Magnetic Declination: **-12.81**
North reference: **True**

Borehole Diameter: **6" Nominal**
Static Water Level: **18'**
Casing Depth: **60'**
Total Depth: **194'**

Fracture/Feature
Hairline Fracture/Feature
Discontinuous Hairline Fracture/Feature



Packer testing intervals identified by red box on the depth scale

	Counts	Dip[deg]	Strike[deg]
Mean	33	7.82	252.99
	19	5.48	169.76
	12	16.62	277.97
	2	29.61	43.17

Counts:	33.00
Mean:	342.99
Min:	9.51
Max:	358.29

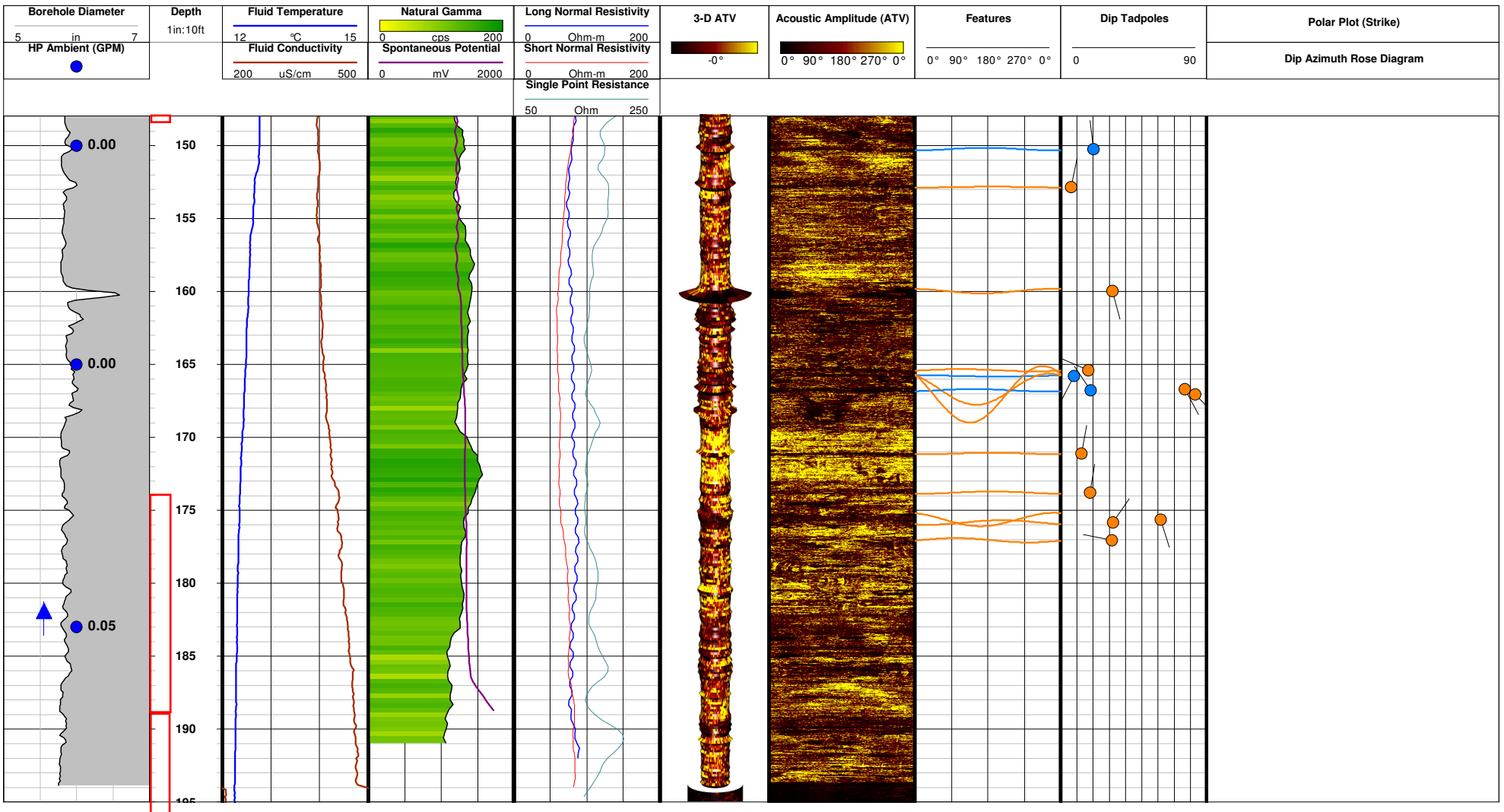

Bottom packer interval 189-198 feet below ground surface

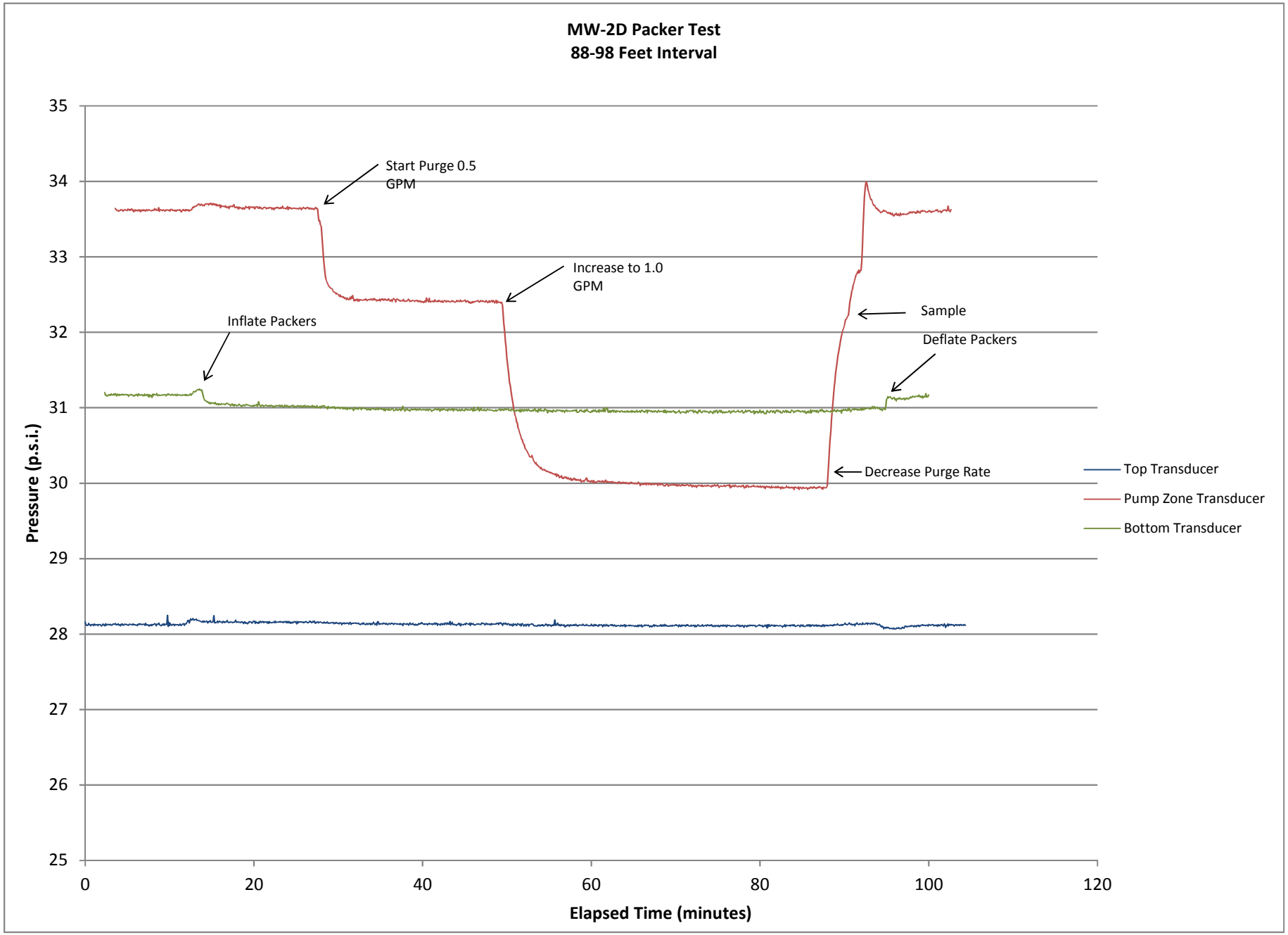
MW-2D Packer Test
88-98 Feet Interval
Pressure (p.s.i.)
35
34
33
32
31
30
29
28
27
26
25
0
20
40
60
80
100
120
Elapsed Time (minutes)
Start Purge 0.5 GPM
Increase to 1.0 GPM
Inflate Packers
Sample
Deflate Packers
Decrease Purge Rate
Top Transducer
Pump Zone Transducer
Bottom Transducer

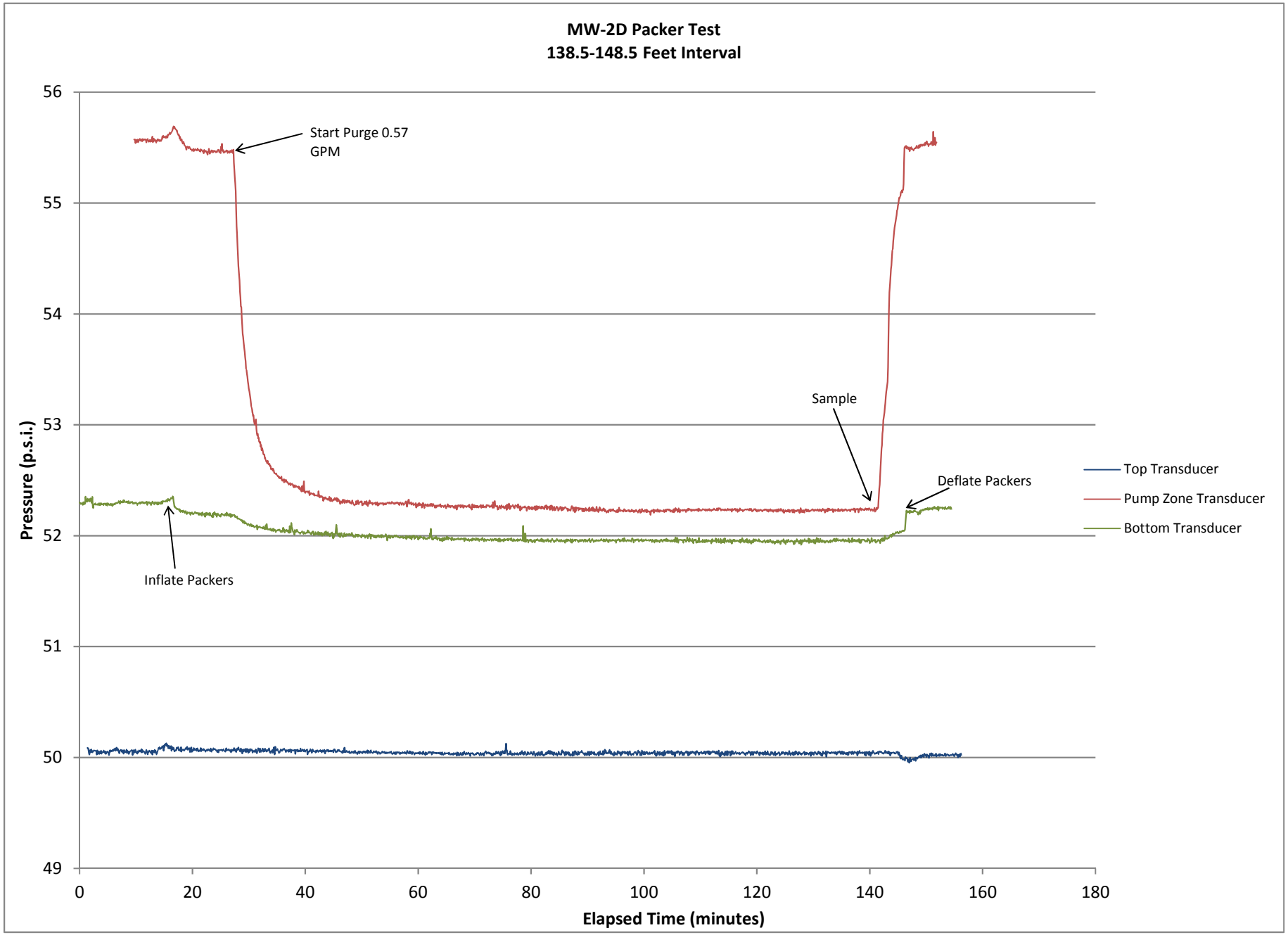
MW-2D Packer Test
138.5-148.5 Feet Interval
Pressure (p.s.i.)
56
55
54
53
52
51
50
49
0
20
40
60
80
100
120
140
160
180
Elapsed Time (minutes)
Start Purge 0.57 GPM
Sample
Deflate Packers
Inflate Packers
Top Transducer
Pump Zone Transducer
Bottom Transducer

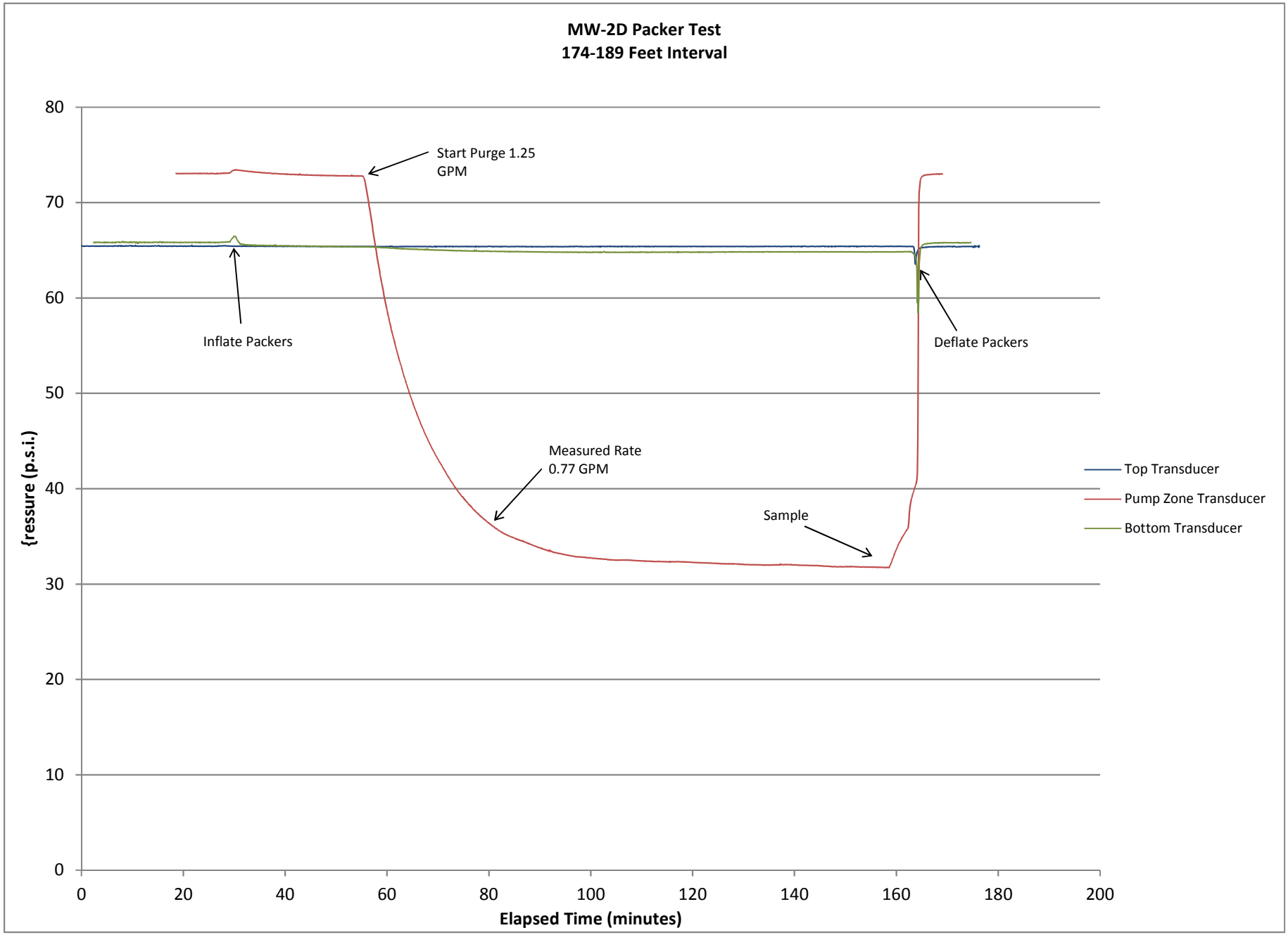
MW-2D Packer Test
174-189 Feet Interval
{ressure (p.s.i.)
Elapsed Time (minutes)
0
10
20
30
40
50
60
70
80
0
20
40
60
80
100
120
140
160
180
200
Start Purge 1.25 GPM
Inflate Packers
Deflate Packers
Measured Rate 0.77 GPM
Sample
Top Transducer
Pump Zone Transducer
Bottom Transducer

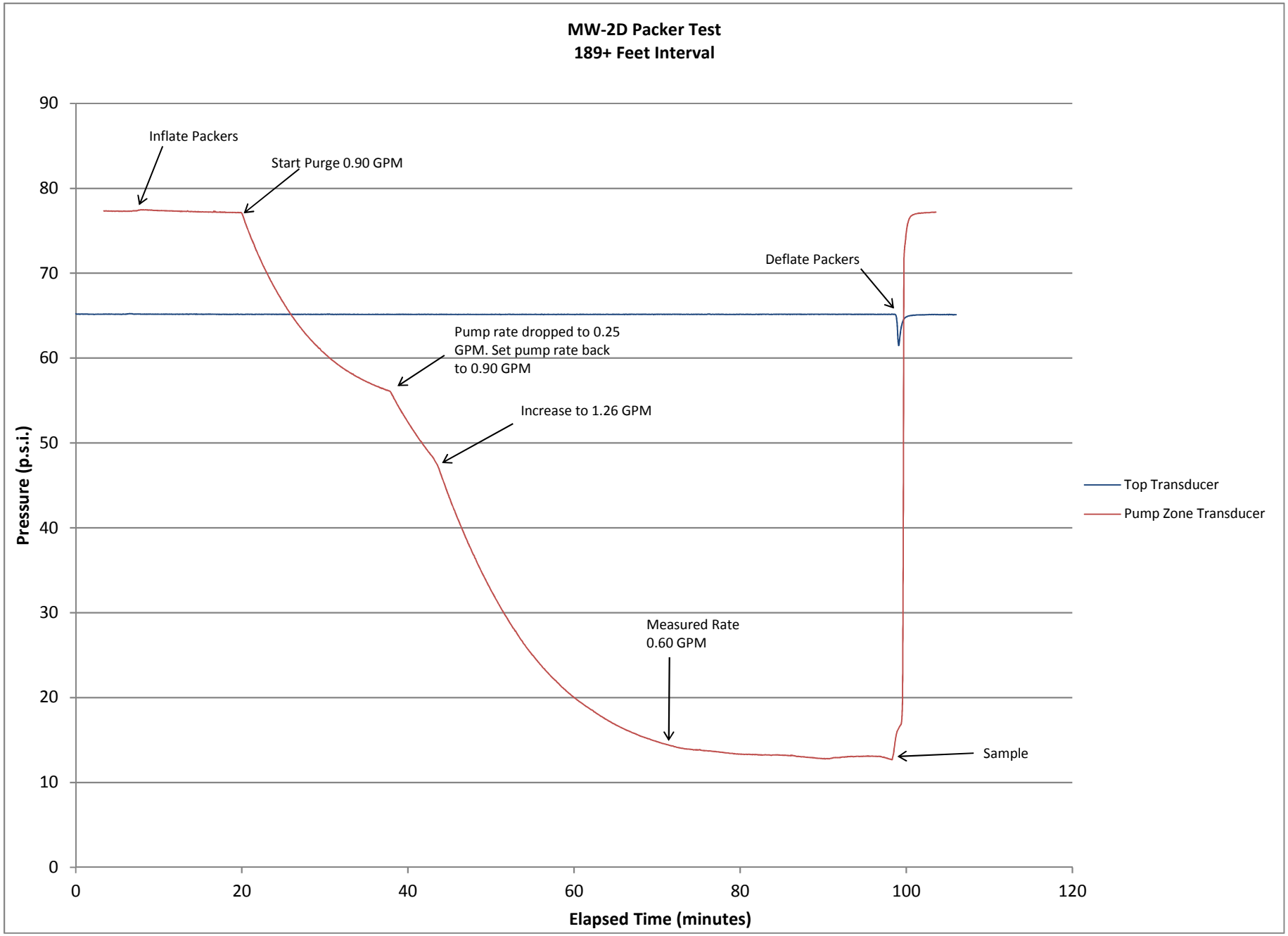
MW-2D Packer Test
189+ Feet Interval
Inflate Packers
Start Purge 0.90 GPM
Deflate Packers
Pump rate dropped to 0.25 GPM. Set pump rate back to 0.90 GPM
Increase to 1.26 GPM
Measured Rate 0.60 GPM
Sample
Top Transducer
Pump Zone Transducer
Pressure (p.s.i.)
Elapsed Time (minutes)
0
10
20
30
40
50
60
70
80
90
0
20
40
60
80
100
120

Earth Data Northeast, Inc.

Client: **Tetra Tech**
Location: **Watchung, NJ**
Well Name: **MW-3D**
Date: **10-28-2013**
Depth Reference: **Ground Surface**
Magnetic Declination: **-12.79**
North reference: **True**

Borehole Diameter: **6" Nominal**
Static Water Level: **91.6'**
Casing Depth: **67'**
Total Depth: **502' (Top of Sediment)**

Hairline Fracture/Feature
Discontinuous Hairline Fracture/Feature
Bedding/Change in Lithology

***Please Note: ATV Features have been adjusted from Apparent to True Dip and Azimuth**

Borehole Diameter	Depth	Fluid Temperature	Natural Gamma	Single-Point Resistivity	3-D ATV	Acoustic Amplitude (ATV)	Features	Dip Tadpoles	Polar Plot (Strike)
5.5 in 7.5	1in:10ft	13 ℃ 14	0 cps 150	0 Ohms 150	-0°	0° 90° 180° 270° 0°	0° 90° 180° 270° 0°	0 90	Dip Azimuth Rose Diagram
HP Ambient (GPM)		Fluid Conductivity	Spontaneous Potential	Short Normal Resistivity					
		300 uS/cm 400	450 mV 600	0 Ohm-m 150					
				Long Normal Resistivity					
				0 Ohm-m 150					



Borehole Diameter	Depth	Fluid Temperature	Natural Gamma	Single-Point Resistivity	3-D ATV	Acoustic Amplitude (ATV)	Features	Dip Tadpoles	Polar Plot (Strike)
5.5 in 7.5	1in:10ft	13 ℃ 14	0 cps 150	0 Ohms 150	-0°	0° 90° 180° 270° 0°	0° 90° 180° 270° 0°	0 90	Dip Azimuth Rose Diagram
HP Ambient (GPM)		Fluid Conductivity	Spontaneous Potential	Short Normal Resistivity					
		300 uS/cm 400	450 mV 600	0 Ohm-m 150					
				Long Normal Resistivity					
				0 Ohm-m 150					



Borehole Diameter	Depth	Fluid Temperature	Natural Gamma	Single-Point Resistivity	3-D ATV	Acoustic Amplitude (ATV)	Features	Dip Tadpoles	Polar Plot (Strike)
5.5 in 7.5	1in:10ft	13 ℃ 14	0 cps 150	0 Ohms 150	-0°	0° 90° 180° 270° 0°	0° 90° 180° 270° 0°	0 90	Dip Azimuth Rose Diagram
HP Ambient (GPM)		Fluid Conductivity	Spontaneous Potential	Short Normal Resistivity					
		300 uS/cm 400	450 mV 600	0 Ohm-m 150					
				Long Normal Resistivity					
				0 Ohm-m 150					

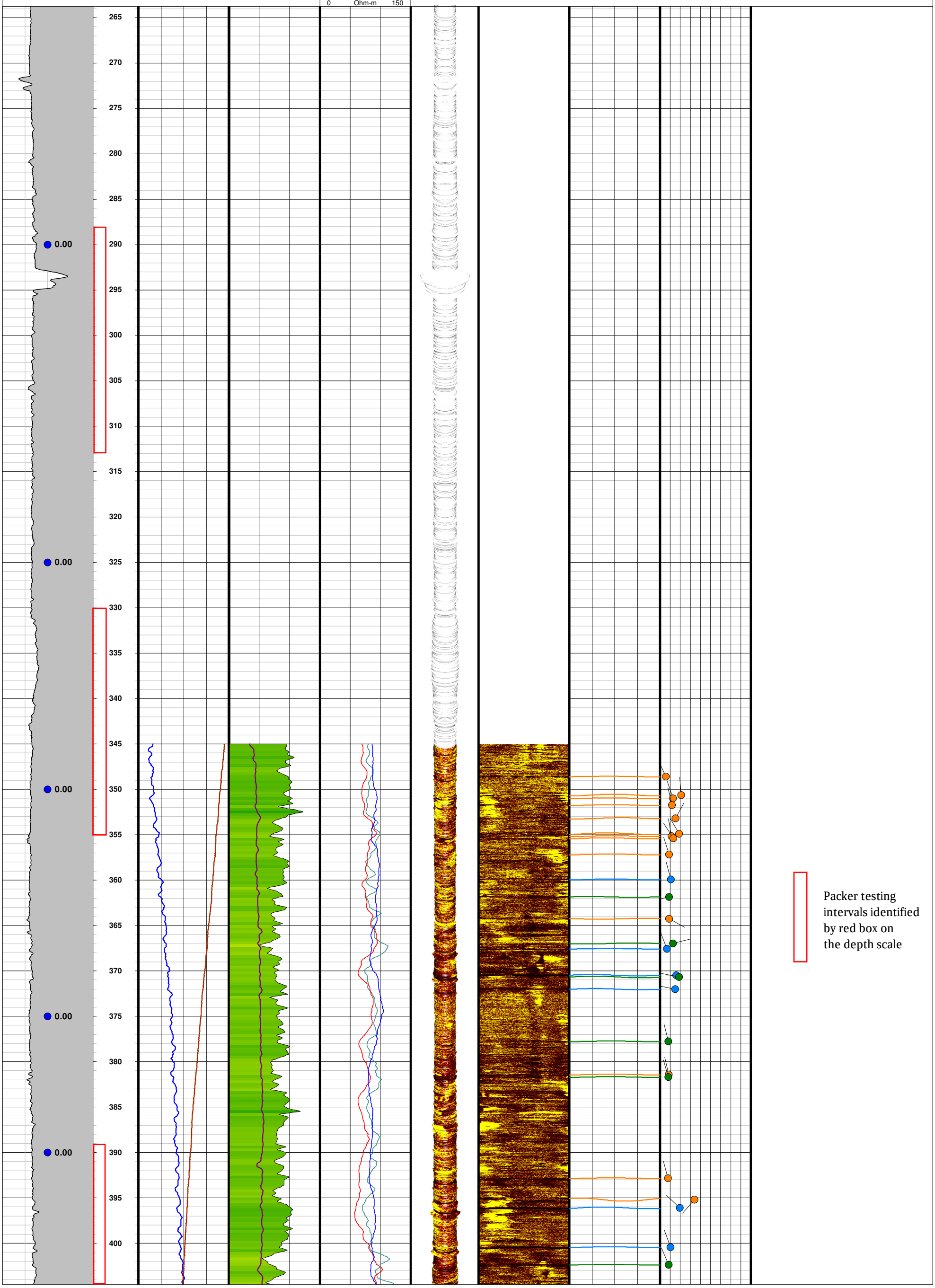

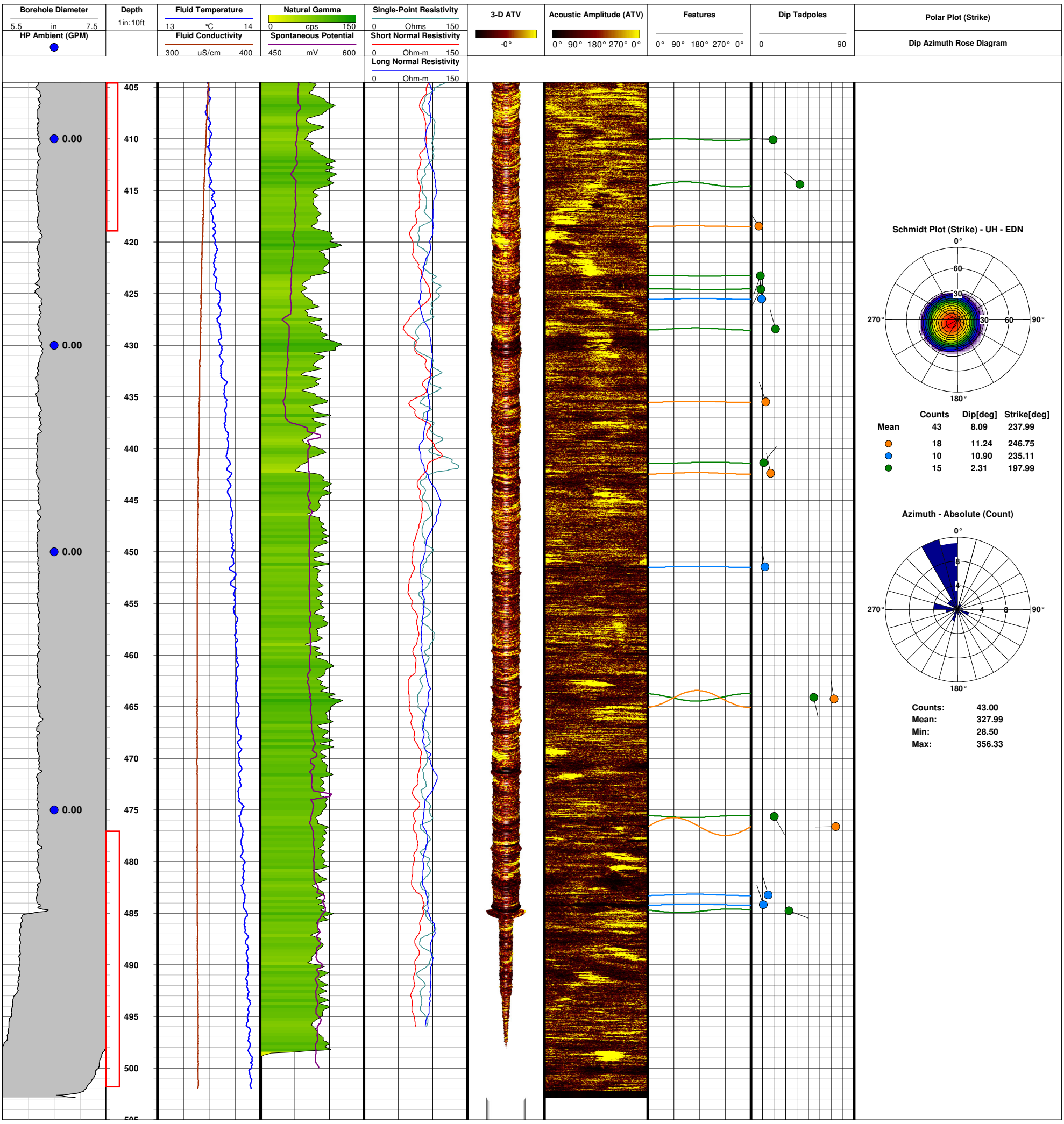
Borehole Diameter
5.5 in 7.5
HP Ambient (GPM)
Depth
1in:10ft
Fluid Temperature
13 ℃ 14
Fluid Conductivity
300 uS/cm 400
Natural Gamma
0 cps 150
Spontaneous Potential
450 mV 600
Single-Point Resistivity
0 Ohms 150
Short Normal Resistivity
0 Ohm-m 150
Long Normal Resistivity
0 Ohm-m 150
3-D ATV
-0°
Acoustic Amplitude (ATV)
0° 90° 180° 270° 0°
Features
0° 90° 180° 270° 0°
Dip Tadpoles
0 90
Polar Plot (Strike)
Dip Azimuth Rose Diagram
0.00
0.00
0.00
405
410
415
420
425
430
435
440
445
450
455
460
465
470
475
480
485
490
495
500
Schmidt Plot (Strike) - UH - EDN
0°
60
30
270°
30
60
90°
180°
Counts Dip[deg] Strike[deg]
Mean 43 8.09 237.99
18 11.24 246.75
10 10.90 235.11
15 2.31 197.99
Azimuth - Absolute (Count)
0°
8
4
270°
4
8
90°
180°
Counts: 43.00
Mean: 327.99
Min: 28.50
Max: 356.33

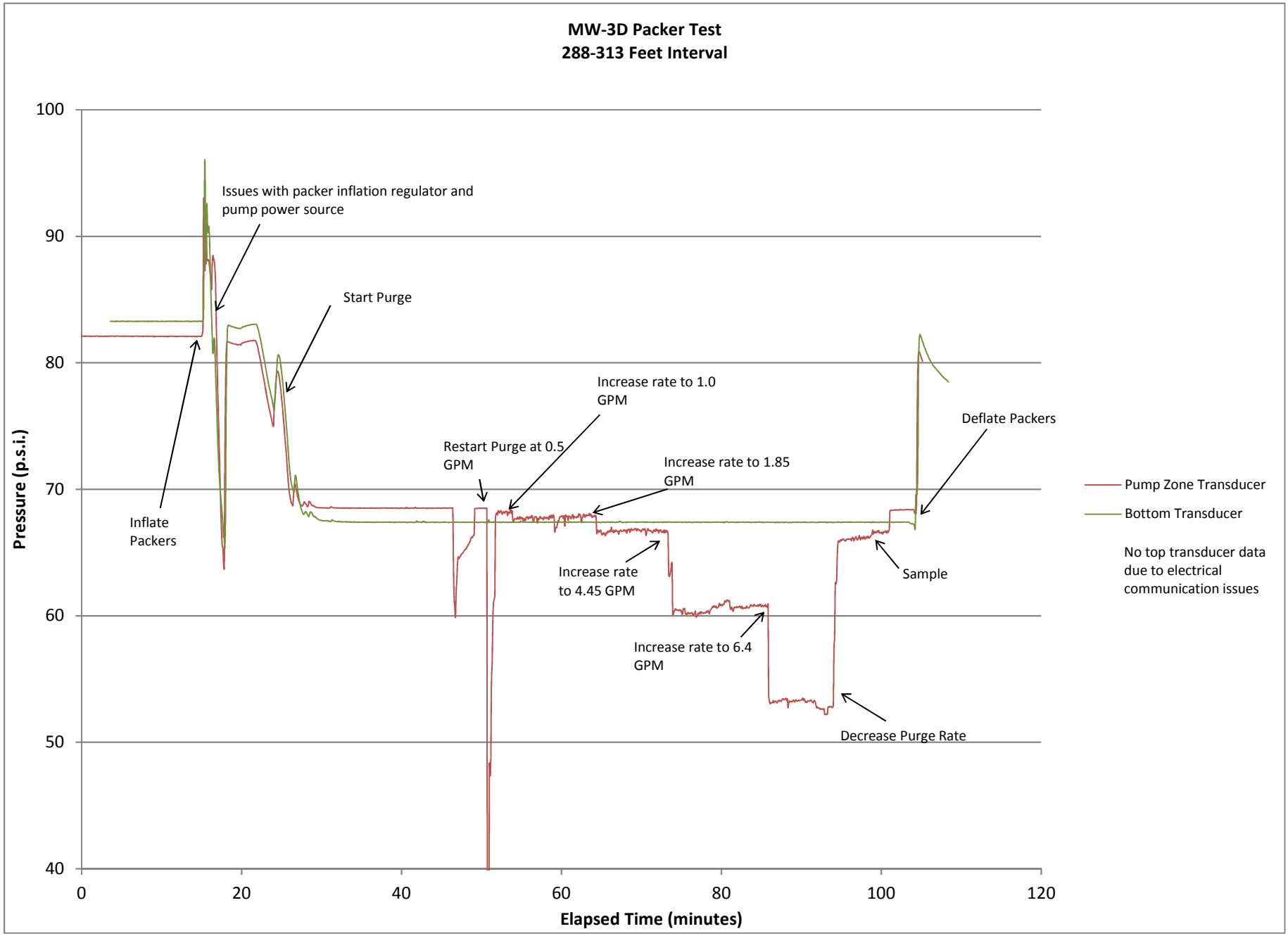
MW-3D Packer Test
288-313 Feet Interval
Pressure (p.s.i.)
Elapsed Time (minutes)
100
90
80
70
60
50
40
0
20
40
60
80
100
120
Issues with packer inflation regulator and pump power source
Start Purge
Inflate Packers
Restart Purge at 0.5 GPM
Increase rate to 1.0 GPM
Increase rate to 1.85 GPM
Increase rate to 4.45 GPM
Increase rate to 6.4 GPM
Decrease Purge Rate
Sample
Deflate Packers
Pump Zone Transducer
Bottom Transducer
No top transducer data due to electrical communication issues

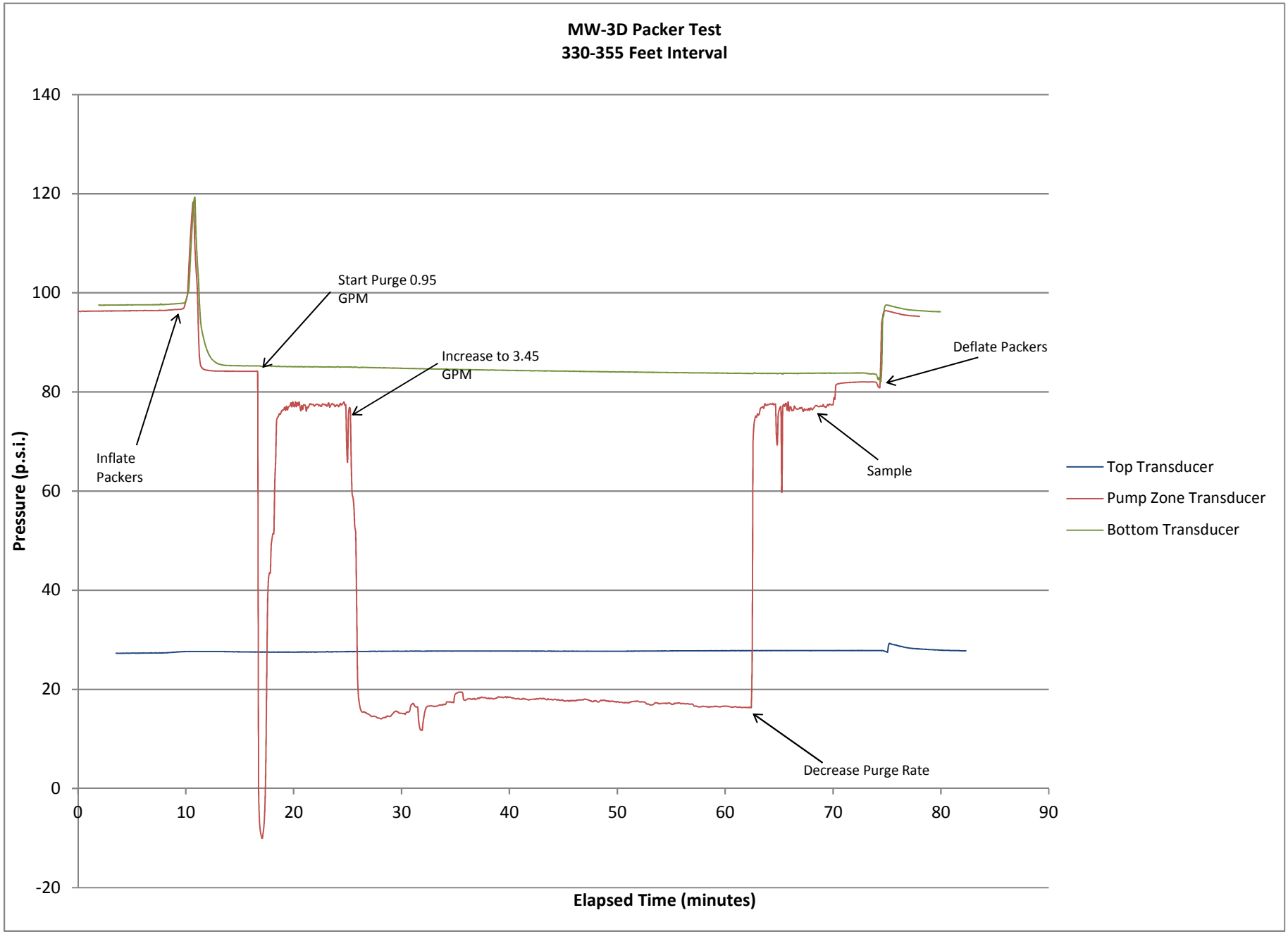
MW-3D Packer Test
330-355 Feet Interval
Pressure (p.s.i.)
Elapsed Time (minutes)
140
120
100
80
60
40
20
0
-20
0
10
20
30
40
50
60
70
80
90
Start Purge 0.95 GPM
Increase to 3.45 GPM
Deflate Packers
Inflate Packers
Sample
Decrease Purge Rate
Top Transducer
Pump Zone Transducer
Bottom Transducer

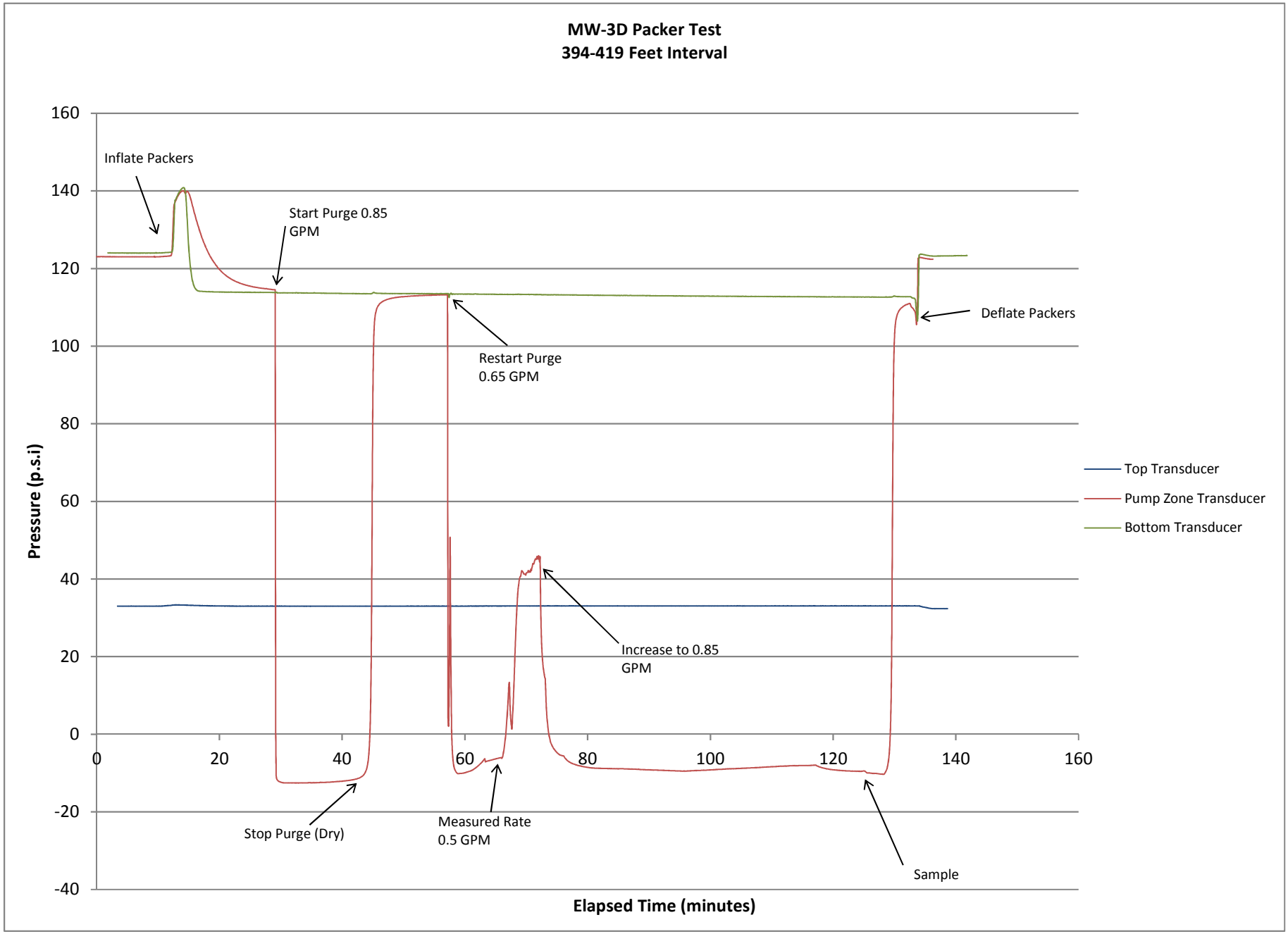
MW-3D Packer Test
394-419 Feet Interval
Pressure (p.s.i)
Elapsed Time (minutes)
160
140
120
100
80
60
40
20
0
-20
-40
0
20
40
60
80
100
120
140
160
Inflate Packers
Start Purge 0.85 GPM
Restart Purge 0.65 GPM
Deflate Packers
Increase to 0.85 GPM
Stop Purge (Dry)
Measured Rate 0.5 GPM
Sample
Top Transducer
Pump Zone Transducer
Bottom Transducer

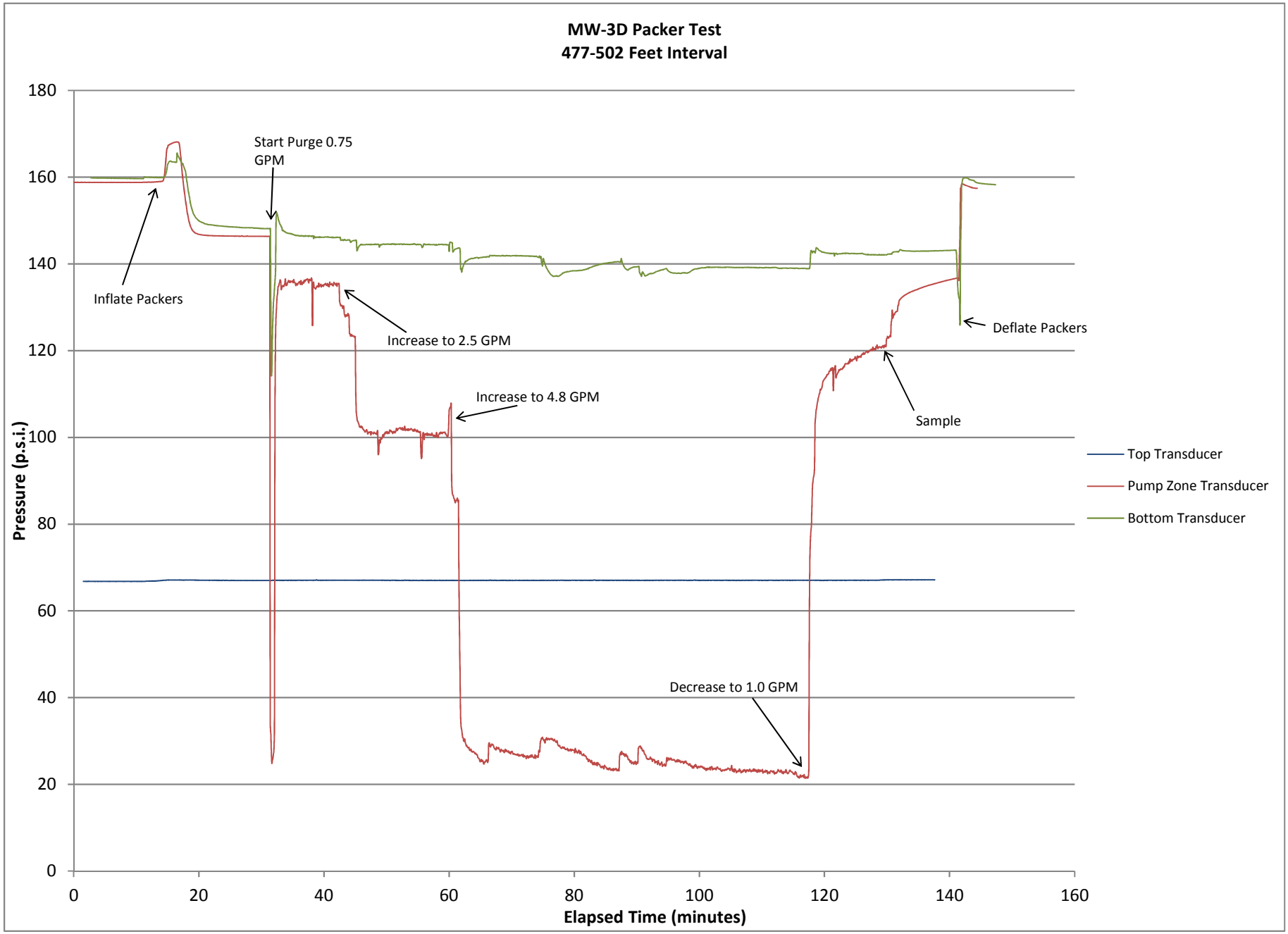
MW-3D Packer Test
477-502 Feet Interval
Pressure (p.s.i.)
Elapsed Time (minutes)
0
20
40
60
80
100
120
140
160
180
Start Purge 0.75 GPM
Inflate Packers
Increase to 2.5 GPM
Increase to 4.8 GPM
Sample
Deflate Packers
Decrease to 1.0 GPM
Top Transducer
Pump Zone Transducer
Bottom Transducer

APPENDIX D — BOREHOLE VIDEO LOGS (DVD)

APPENDIX E — NON-HAZARDOUS WASTE DISPOSAL DOCUMENTATION

Soil - EQ Pennsylvania
Non-Hazardous Waste Manifests, Load Tickets, and Certificates of Destruction

Non-Hazardous Soil and Ground Water Disposal
October-November 2013
Former Lockheed Electronics Co. Site
Boroughs of Watchung and North Plainfield, NJ

Date	Non-Haz Manifest/BOL #	Soil (tons)	Load Ticket #
10/29/2013	APV 079518	9.15	Envirite #50448
10/29/2013	APV 079519	0.92	Envirite #50450
10/29/2013	APV 079520	10.2	Envirite #50449
	Total	20.27	

11/18/2013	APV079618	28 drums	NA
11/20/2013	APV065424	2412 gal	EQ# 62552
11/22/2013	APV065428	1761.197 gal	EQ#62608

61816

Straight Bill of Lading/ Nonhazardous Waste Manifest

Please type or print

1. Generator EPA ID # (if applicable)	2. Page 1 of	3. Emergency Response #	4. Document Tracking Number
N/A	1	800-876-9699	APV 079518

5. Generator Name and Mailing Address
Lockheed Martin Corp
6801 Rockledge Drive, MP2 CC1 246
Bethesda MD 20817
Generator Phone: 301-548-2223

Generator's Site Address (if different)
Former IEC Site
North Plainfield NJ
APV Job Number: 06-00548

6. Transporter 1 Company Name
Allstate Power Vac, Inc
US EPA ID Number (if applicable): NJD003812047

7. Transporter 2 Company Name
Allstate Power Vac, Inc
US EPA ID Number (if applicable): NJD003812047

8. Designated Facility Name and Mailing Address
Enviro of PA
730 Vogelsong Road
York PA 17404
US EPA ID Number (if applicable): PAD010154045
Designated Facility Phone: (717) 846-1900

9a. HM	9b. Material Description (Proper shipping name required if DOT Hazardous Material)	10. Containers No.	10. Containers Type	11. Total Quantity	12. Unit (Wt/Vol)
	Nonregulated Material (Soil) Non DOT/ Non RCRA	001	CM	XXX20	Y

14. Special Handling Instructions and Additional information
9b1. 100% Nonhazardous Soil
Truck # R317820RT
R43
Plate AM655H
Decal#04776
Approval: J1320005PA
18,300 lbs

16. Generator/ Offeror's Certification: I hereby declare that the contents of this consignment are fully and accurately described above by the proper shipping name and are classified, packaged, marked and labeled/placarded and are in all respects in proper condition for transport according to applicable international and national governmental regulations.

Printed/Typed Name: Danielle Kearsley, TetraTech Inc.
Signature: Agent for and on behalf of Lockheed Martin Corp — Danielle Kearsley
Month: 10 Day: 29 Year: 13

17. Transporter 1 Acknowledgement of Receipt of Materials
Printed/Typed Name: ROBERT ICORAB
Signature: Robert Icorab
Month: 10 Day: 29 Year: 13

18. Transporter 2 Acknowledgement of Receipt of Materials
Printed/Typed Name: Sylwerjusz Habura
Signature:
Month: 10 Day: 30 Year: 13

19. Discrepancy Indication Space (to be completed by Designated Facility)

20. Designated Facility: Certification of receipt of the materials covered by this shipping paper except as noted in Item 19
Printed/Typed Name: JAMES BOUDLEY
Signature:
Month: 10 Day: 30 Year: 13

APV Job# 06-00548

61818

Straight Bill of Lading/ Nonhazardous Waste Manifest

Please type or print

1. Generator EPA ID # (if applicable)	2. Page 1 of	3. Emergency Response #	4. Document Tracking Number
N/A	1	800-876-9699	APV 079519

5. Generator Name and Mailing Address
Lockheed Martin Corp.
6801 Rockledge Drive, MPS CCT 246
Bethesda MD 20817
Generator Phone: 301-548-2223

Generator's Site Address (if different)
Former LEC Site
North Plainfield NJ
APV Job Number: 08-00548

6. Transporter 1 Company Name — US EPA ID Number (if applicable)
Allstate Power Vac. Inc — NJD003812047

7. Transporter 2 Company Name — US EPA ID Number (if applicable)

8. Designated Facility Name and Mailing Address — US EPA ID Number (if applicable)
Envirite of PA — PAD010154045
730 Vogelsong Road
York PA 17404
Designated Facility Phone: (717) 846-1900

9a. HM	9b. Material Description (Proper shipping name required if DOT Hazardous Material)	10. Containers No.	10. Containers Type	11. Total Quantity	12. Unit (Wt/Vol)
	Nonregulated Material (Soil) Non DOT/ Non RCRA	001	CM	EST. XXX/10	Y

14. Special Handling Instructions and Additional Information
9b1. 100% Nonhazardous Soil BOX#2-25 Approval: J132000EPA
Decal 214951
Truck #57 Trailer #52

16. Generator/ Offeror's Certification: I hereby declare that the contents of this consignment are fully and accurately described above by the proper shipping name and are classified, packaged, marked and labeled/placarded and are in all respects in proper condition for transport according to applicable international and national governmental regulations.
Agent for and on behalf of Lockheed Martin Corporation

Printed/ Typed Name	Signature	Month	Day	Year
Danielle Kearsley, Tetra Tech Inc	[signature]	10	29	13

17. Transporter 1 Acknowledgement of Receipt of Materials

Printed/ Typed Name	Signature	Month	Day	Year
Edgar de la Roca	[signature]	10	29	13

18. Transporter 2 Acknowledgement of Receipt of Materials

Printed/ Typed Name	Signature	Month	Day	Year
Frank Fardeis	Frank Fardeis	10	30	13

19. Discrepancy Indication Space (to be completed by Designated Facility)

20. Designated Facility: Certification of receipt of the materials covered by this shipping paper except as noted in Item 19

Printed/ Typed Name	Signature	Month	Day	Year
JAMES TOWNSLEY	[signature]	10	30	13

Generator / Transporter / Facility

APV Job# 08-00548

61817

Straight Bill of Lading/ Nonhazardous Waste Manifest

Please type or print

1. Generator EPA ID # (If applicable)	2. Page 1 of	3. Emergency Response #	4. Document Tracking Number
N/A	1	800-876-9699	APV 079520

5. Generator Name and Mailing Address

Lockheed Martin Corp
6801 Rockledge Drive, MPC CC1 240
Bethesda MD 20817

Generator Phone: 301-548-2223

Generator's Site Address (If different)

Former ITC Site
North Plainfield NJ

APV Job Number: 08-00548

6. Transporter 1 Company Name — US EPA ID Number (If applicable)

Allstate Power Vac Inc NJD002812247

7. Transporter 2 Company Name — US EPA ID Number (If applicable)

8. Designated Facility Name and Mailing Address — US EPA ID Number (If applicable)

Envirite of PA PAD010154045
730 Vogelsong Road
York PA 17404

Designated Facility Phone: (717) 846-1900

9a. HM	9b. Material Description (Proper shipping name required if DOT Hazardous Material)	10. Containers No.	10. Containers Type	11. Total Quantity	12. Unit (Wt/Vol)
	Non regulated Material (Soil) Non DOT/ Non RCRA	001	CM	E.S.T. XIXIX210	T

14. Special Handling Instructions and Additional Information

Box RB37430RT

Approval: J132000EPA

9b1 100% Nonhazardous Soil
R045 04782
AJ362A

16. Generator/ Offeror's Certification: I hereby declare that the contents of this consignment are fully and accurately described above by the proper shipping name and are classified, packaged, marked and labeled/placarded and are in all respects in proper condition for transport according to applicable international and national governmental regulations.

Printed/ Typed Name: Danielle Kearsley, TetraTech Inc.
Signature: Agent for and on behalf of Lockheed Corporation
Month 10 Day 29 Year 13

17. Transporter 1 Acknowledgement of Receipt of Materials

Printed/ Typed Name: DAVID KOCENSKI
Signature:
Month 10 Day 29 Year 13

18. Transporter 2 Acknowledgement of Receipt of Materials

Printed/ Typed Name: TYRONE A. TROTT
Signature:
Month 10 Day 30 Year 13

19. Discrepancy Indication Space (to be completed by Designated Facility)

20. Designated Facility: Certification of receipt of the materials covered by this shipping paper except as noted in Item 19

Printed/ Typed Name: JAMES BOWNSLEY
Signature:
Month 10 Day 30 Year 13

Generator | Transporter | Facility

Approval: J132000EPA
Receipt Status: All
Trans Mode (Inbound/Outbound): Both
Bulk Mode (Bulk/Non-Bulk): Both

Receipt List

EQ Pennsylvania

0 EQ Pennsylvania

Receipt ID	Manifest/BOL / Commingled	Customer		Generator	Waste Stream	Approval / Product TSDF Approval	Waste Code	Bill Unit	Qty	Rec.Status	Fpr. Status / Outbound	Rec. Date
61816-1	APV079518	14680	TETRA TECH GEO	LOCKHEEDMART	LOCKHEED MARTIN COI	J132000EPA	506	TONS	9.15	Accepted	Accepted	10/30/2013
61817-1	APV079520	14680	TETRA TECH GEO	LOCKHEEDMART	LOCKHEED MARTIN COI	J132000EPA	506	TONS	10.20	Accepted	Accepted	10/30/2013
61818-1	APV079519	14680	TETRA TECH GEO	LOCKHEEDMART	LOCKHEED MARTIN COI	J132000EPA	506	TONS	.92	Accepted	Accepted	10/30/2013
						Total quantity for bill unit TONS:			**20.27**			

Straight Bill of Lading/ Nonhazardous Waste Manifest

Please type or print

1. Generator EPA ID # (if applicable)	2. Page 1 of	3. Emergency Response #	4. Document Tracking Number
N/A	1	800-876-9699	APV 079618

Generator

5. Generator Name and Mailing Address
Lockheed Martin Corp.
6801 Rockledge Drive, MPS CCT 246
Bethesda MD 20817
Generator Phone: 301-548-2223

Generator's Site Address (if different)
Former LEC Site
North Plainfield NJ
APV Job Number: 08-00548

6. Transporter 1 Company Name
Allstate Power Vac, Inc.
US EPA ID Number (if applicable)
NJD003812047

7. Transporter 2 Company Name
US EPA ID Number (if applicable)

8. Designated Facility Name and Mailing Address
Envirite of PA
730 Vogelsong Road
York PA 17404
Designated Facility Phone: (717) 846-1900
US EPA ID Number (if applicable)
PAD010154045

9a. HM	9b. Material Description (Proper shipping name required if DOT Hazardous Material)	10. Containers No.	10. Containers Type	11. Total Quantity	12. Unit (Wt/Vol)
	Nonregulated Material (Soil) Non DOT/ Non RCRA	28 ~~001~~ Rem	DM	Est 14000	P

14. Special Handling Instructions and Additional information
851. 100% Nonhazardous Soil
Truck RT-55
Plate XL302C
Decal 04773
Approval: J132000EPA

16. Generator/ Offeror's Certification: I hereby declare that the contents of this consignment are fully and accurately described above by the proper shipping name and are classified, packaged, marked and labeled/placarded and are in all respects in proper condition for transport according to applicable international and national governmental regulations.

Printed/ Typed Name	Signature	Month	Day	Year
AGENT FOR AND ON BEHALF OF LOCKHEED MART. CORP STEVE FELDMAN, TETRA TECH		11	18	13

Transporter

17. Transporter 1 Acknowledgement of Receipt of Materials

Printed/ Typed Name	Signature	Month	Day	Year
ROBERT KORAS		11	18	13

18. Transporter 2 Acknowledgement of Receipt of Materials

Printed/ Typed Name	Signature	Month	Day	Year

Facility

19. Discrepancy Indication Space (to be completed by Designated Facility)

20. Designated Facility: Certification of receipt of the materials covered by this shipping paper except as noted in Item 19

Printed/ Typed Name	Signature	Month	Day	Year

APV Job# 08-00548

Id: 1515

Straight Bill of Lading/ Nonhazardous Waste Manifest

Please type or print

1. Generator EPA ID # (if applicable)	2. Page 1 of	3. Emergency Response #	4. Document Tracking Number
NJR000074082	1	800-876-9699	APV 065424

Generator

5. Generator Name and Mailing Address
Lockheed Martin Corporation
6801 Rockledge Drive MP: CCT246
Bethesda MD 20817
Generator Phone: 3015482223

Generator's Site Address (if different)
Former LEC Site
North Plainfield NJ 07060
APV Job Number: 14-06721

6. Transporter 1 Company Name
Allstate Power Vac, Inc.
US EPA ID Number (if applicable)
NJD003812047

7. Transporter 2 Company Name
US EPA ID Number (if applicable)

8. Designated Facility Name and Mailing Address
Envirite of PA
730 Vogelsong Road
York PA 17404
US EPA ID Number (if applicable)
PAD010154045
Designated Facility Phone: (717) 846-1900

9a. HM	9b. Material Description (Proper shipping name required if DOT Hazardous Material)	10. Containers No.	10. Containers Type	11. Total Quantity	12. Unit (Wt/Vol)
	Non RCRA Non Dot Material	001	TT	3000	G

14. Special Handling Instructions and Additional Information
91) Non Hazardous Sediment/water J132000EPA
Truck # PV 447
NJ LIC. PLATE # AN 720M

16. Generator/ Offeror's Certification: I hereby declare that the contents of this consignment are fully and accurately described above by the proper shipping name and are classified, packaged, marked and labeled/placarded and are in all respects in proper condition for transport according to applicable international and national governmental regulations.

Printed/ Typed Name	Signature	Month	Day	Year
STEVE FELDMANN, TETRA TECH AGENT FOR AND BEHALF OF LOCKHEED MARTIN CORPORATION				

Transporter

17. Transporter 1 Acknowledgement of Receipt of Materials

Printed/ Typed Name	Signature	Month	Day	Year

18. Transporter 2 Acknowledgement of Receipt of Materials

Printed/ Typed Name	Signature	Month	Day	Year

Facility

19. Discrepancy Indication Space (to be completed by Designated Facility)

20. Designated Facility: Certification of receipt of the materials covered by this shipping paper except as noted in Item 19

Printed/ Typed Name	Signature	Month	Day	Year

Straight Bill of Lading/ Nonhazardous Waste Manifest

Please type or print

1. Generator EPA ID # (if applicable)	2. Page 1 of	3. Emergency Response #	4. Document Tracking Number
Exempt	1	800-876-9699	APV 065428

Generator

5. Generator Name and Mailing Address
Lockheed Martin Corporation
6801 Rockledge Drive MP: CCT246
Bethesda MD 20817
Generator Phone: 3015482223

Generator's Site Address (if different)
Former LEC Site
North Plainfield NJ 07060
APV Job Number: 14-06721

6. Transporter 1 Company Name: Allstate Power Vac, Inc.
US EPA ID Number (if applicable): NJD003812047

7. Transporter 2 Company Name
US EPA ID Number (if applicable)

8. Designated Facility Name and Mailing Address
Envirite of PA
730 Vogelsong Road
York PA 17404
Designated Facility Phone: (717) 846-1900
US EPA ID Number (if applicable): PAD010154045

9a. HM	9b. Material Description (Proper shipping name required if DOT Hazardous Material)	10. Containers No.	10. Containers Type	11. Total Quantity	12. Unit (Wt/Vol)
	Non RCRA Non Dot Material	001	TT	25010	G

14. Special Handling Instructions and Additional Information
1) Non Hazardous Sediment/water J132000EPA

TRUCK # PV 447

16. Generator/ Offeror's Certification: I hereby declare that the contents of this consignment are fully and accurately described above by the proper shipping name and are classified, packaged, marked and labeled/placarded and are in all respects in proper condition for transport according to applicable international and national governmental regulations.

Printed/ Typed Name	Signature	Month	Day	Year
AGENT FOR & ON BEHALF OF LOCKHEED MARTIN CORPORATION STEVE FELDMANN, TETRA TECH INC.	ST	11	22	13

Transporter

17. Transporter 1 Acknowledgement of Receipt of Materials

Printed/ Typed Name	Signature	Month	Day	Year
R. Husch	R. Husch	11	22	13

18. Transporter 2 Acknowledgement of Receipt of Materials

Printed/ Typed Name	Signature	Month	Day	Year

Facility

19. Discrepancy Indication Space (to be completed by Designated Facility)

20. Designated Facility: Certification of receipt of the materials covered by this shipping paper except as noted in Item 19

Printed/ Typed Name	Signature	Month	Day	Year

APV Job# 14-06721

Id: 1516

CUMBERLAND COUNTY LANDFILL
620 NEWVILLE ROAD
NEWBURG, PA 17240
7174239953

001263
ENVIRITE OF PENNSYLVANIA, INC
730 VOLGELSONG ROAD
YORK, PA 17404

INVOICE
INBOUND

SITE	CELL	TICKET #	OPERATOR
K3		50448	ablack

TRUCK	CONTAINER	LICENSE
ALLSTATE59		

REFERENCE	IN	OUT
	10/30/13 11:14 am	10/30/13 12:15 pm

CONTRACT: ENVIRITE OF PENNSYLVANIA, INC
BOL: 13019200

GROSS 63,800.00LBS Manual In
TARE 45,480.00LBS Scale Out
NET 18,320.00LBS

QTY	UNIT	DESCRIPTION	ORIGIN	%	RATE	TAX	TOTAL
9.16	TN	X:ADC CONTAM SOIL RESID	York County	100.00			

AVIS BLACK 61934 KATHY ANDERSON 69289

Total
Paid
Change
Check#
Recpt #

I hereby certify that this load does not contain any unauthorized hazardous waste.

CUSTOMER COPY

SIGNATURE:_____

CUMBERLAND COUNTY LANDFILL
620 NEWVILLE ROAD
NEWBURG, PA 17240
7174239953

001263
ENVIRITE OF PENNSYLVANIA, INC
730 VOLGELSONG ROAD
YORK, PA 17404

INVOICE
INBOUND

SITE	CELL	TICKET #	OPERATOR
K3		50450	ablack

TRUCK	CONTAINER	LICENSE	
ALLSTATE57			
REFERENCE		IN	OUT
		10/30/13 11:12 am	10/30/13 12:20 pm

CONTRACT: ENVIRITE OF PENNSYLVANIA, INC
BOL: 13019201

GROSS 45,780.00LBS Manual In
TARE 43,940.00LBS Scale Out
NET 1,840.00 LBS

QTY	UNIT	DESCRIPTION	ORIGIN	%	RATE	TAX	TOTAL
0.92	TN	X:ADC CONTAM SOIL RESID	York County	100.00			

AVIS BLACK 61934 KATHY ANDERSON 69289

I hereby certify that this load does not contain any unauthorized hazardous waste.

Total
Paid
Change
Check#
Recpt #

CUSTOMER COPY

SIGNATURE:_____

CUMBERLAND COUNTY LANDFILL
620 NEWVILLE ROAD
NEWBURG, PA 17240
7174239953

001263
ENVIRITE OF PENNSYLVANIA, INC
730 VOLGELSONG ROAD
YORK, PA 17404

INVOICE
INBOUND

SITE	CELL	TICKET #	OPERATOR
K3		50449	ablack

TRUCK	CONTAINER	LICENSE
ALLSTATE58		

REFERENCE	IN	OUT
	10/30/13 11:14 am	10/30/13 12:18 pm

CONTRACT: ENVIRITE OF PENNSYLVANIA, INC
BOL: 13019203

GROSS 62,980.00LBS Manual In
TARE 42,600.00LBS Scale Out
NET 20,380.00 LBS

QTY	UNIT	DESCRIPTION	ORIGIN	%	RATE	TAX	TOTAL
10.19	TN	X:ADC CONTAM SOIL RESID	York County	100.00			

AVIS BLACK 61934 KATHY ANDERSON 69289

I hereby certify that this load does not contain any unauthorized hazardous waste.

SIGNATURE:_____

Total
Paid
Change
Check#
Recpt #

CUSTOMER COPY

EQ Pennsylvania
730 Vogelsong Road, York, PA 17404

Receipt

TETRA TECH GEO
295 ROUTE 22 EAST SUITE 104E
WHITEHOUSE STATION, NJ 08889

Receipt ID: 62552
EQ Account #: 14680
Manifest / BOL: APV065424
Transporter: ALL STATE
Date: 11/21/2013
Time In: 10:59 AM
Time Out: 2:47 PM

Line	Description Generator	Qty.	Unit
1	J132000EPA - Non Hazardous Soil LOCKHEEDMART LOCKHEED MARTIN CORPORATION **Gross:** 63,460 **Tare:** 41,880 **Net:** 21,580	2,412.000	GAL
2	Tanker Cleanout LOCKHEEDMART LOCKHEED MARTIN CORPORATION **Gross:** 63,460 **Tare:** 41,880 **Net:** 21,580	1.000	EACH

NO SALVAGING ON PREMISES

EQ Pennsylvania
730 Vogelsong Road, York, PA 17404

Receipt

TETRA TECH GEO
295 ROUTE 22 EAST SUITE 104E
WHITEHOUSE STATION, NJ 08889

Receipt ID: 62608
EQ Account #: 14680
Manifest / BOL: APV065428
Transporter: ALL STATE
Date: 11/22/2013
Time In: 1:19 PM
Time Out: 3:08 PM

Line	Description Generator	Qty.	Unit
1 - 1	J132000EPA - Non Hazardous Soil	1,761.197	GAL
	LOCKHEEDMART LOCKHEED MARTIN CORPORATION		
	Gross: 58,000 **Tare:** 41,760 **Net:** 16,240		

NO SALVAGING ON PREMISES

Certificate of Disposal

This certificate is to verify that the wastes specified on the following manifest numbers have been properly managed in accordance with all local, state and federal regulations.

Facility: EQ Pennsylvania

730 Vogelsong Road

York, PA 17404

Phone: 1-800-592-5489

Fax: 1-800-592-5329

Generator: Lockheed Martin Corporation

Manifest: APV079518

I certify that the above information is true and correct to the best of my knowledge.

Authorized Signature:_____

Certificate of Disposal

This certificate is to verify that the wastes specified on the following manifest numbers have been properly managed in accordance with all local, state and federal regulations.

Facility: EQ Pennsylvania

730 Vogelsong Road

York, PA 17404

Phone: 1-800-592-5489

Fax: 1-800-592-5329

Generator: Lockheed Martin Corporation

Manifest: APV079519

I certify that the above information is true and correct to the best of my knowledge.

Authorized Signature: _____

Certificate of Disposal

This certificate is to verify that the wastes specified on the following manifest numbers have been properly managed in accordance with all local, state and federal regulations.

Facility: EQ Pennsylvania

730 Vogelsong Road

York, PA 17404

Phone: 1-800-592-5489

Fax: 1-800-592-5329

Generator: Lockheed Martin Corporation

Manifest: APV079520

I certify that the above information is true and correct to the best of my knowledge.

Authorized Signature: Brian K. Smith

Certificate of Disposal

This certificate is to verify that the wastes specified on the following manifest numbers have been properly managed in accordance with all local, state and federal regulations.

Facility: EQ Pennsylvania
730 Vogelsong Road
York, PA 17404
Phone: 717-846-1900
Fax: 717-854-6757

Generator: LOCKHEED MARTIN CORPORATION (LOC KHE EDM AR)

Manifest
APV079618

I certify that the above information is true and correct to the best of my knowledge.

Authorized Signature: _____

Certificate of Disposal

This certificate is to verify that the wastes specified on the following manifest numbers have been properly managed in accordance with all local, state and federal regulations.

Facility: EQ Pennsylvania
730 Vogelsong Road
York, PA 17404
Phone: 717-846-1900
Fax: 717-854-6757

Generator: LOCKHEED MARTIN CORPORATION (LOC KHE EDM AR')

Manifest
APV065424

I certify that the above information is true and correct to the best of my knowledge.

Authorized Signature: _____

Certificate of Disposal

This certificate is to verify that the wastes specified on the following manifest numbers have been properly managed in accordance with all local, state and federal regulations.

Facility: EQ Pennsylvania
730 Vogelsong Road
York, PA 17404
Phone: 717-846-1900
Fax: 717-854-6757

Generator: LOCKHEED MARTIN CORPORATION (LOC KHE EDM AR)

Manifest
APV065428

I certify that the above information is true and correct to the best of my knowledge.

Authorized Signature: 

Water - EQ Pennsylvania and NewStream, LLC
Non-Hazardous Waste Manifests/Bills of Lading, Load Tickets, and Certificates of Destruction

Non-Hazardous Soil and Ground Water Disposal
October-November 2013
Former Lockheed Electronics Co. Site
Boroughs of Watchung and North Plainfield, NJ

Date	Non-Haz Manifest/BOL #	Water (gallons)	Load Ticket #
10/1/2013	APV 079211	4,344	Envirite #7057
10/2/2013	APV 079212	3,750	Envirite #7134
10/3/2013	APV 079214	3,674.3	Envirite #7032
10/3/2013	APV 079215	4,442.9	Envirite #7031
10/24/2013	4945200	3,100.0	Newstream #102149-01
10/28/2013	4948200	3,000.0	Newstream #102149-02
11/18/2013	5021301	2,000.0	Newstream #100725-27
11/18/2013	5021300	3,000.0	Newstream #100725-27
11/20/2013	5021302	2,200.0	Newstream #102149-03
	Total	29,511.2	

60722

Straight Bill of Lading/ Nonhazardous Waste Manifest

Please type or print

1. Generator EPA ID # (if applicable)	2. Page 1 of	3. Emergency Response #	4. Document Tracking Number
N/A	1	800-876-9699	APV 079211

5. Generator Name and Mailing Address
Lockheed Martin Corp.
East Drive 6801 ROCKLEDGE DRIVE, MPS CCT 246
Watchung BETHESDA, MD 20817 ~~NJ 07060~~
Generator Phone: ~~800-876-1000~~ 301-548-2223

Generator's Site Address (if different)
Former LFC Site
North Plainfield NJ 07060
APV Job Number: ~~00-~~

6. Transporter 1 Company Name
Allstate Power Vac, Inc.
US EPA ID Number (if applicable): NJD003812047

7. Transporter 2 Company Name
US EPA ID Number (if applicable):

8. Designated Facility Name and Mailing Address
~~BQ Pennsylvania~~ ENVIRISE of PA INC
730 Vogelsong Road
York PA 17404
Designated Facility Phone: ~~(800) 592-5489~~ 717-846-1900
US EPA ID Number (if applicable): PAD010154045

9a. HM	9b. Material Description (Proper shipping name required if DOT Hazardous Material)	10. Containers No.	10. Containers Type	11. Total Quantity	12. Unit (Wt/Vol)
	~~Nonregulated Material (Carbon w/ Water)~~ LIQUID WASTE (WATER) Non DOT/ Non RCRA	001	TT	EST X 5100	G

14. Special Handling Instructions and Additional Information
~~9b1. 100% Carbon with Water~~ NON-HAZARDOUS WATER
~~Approval: L122116EPA~~ POSSIBLY I122038 EPA
36,260 LBS.

16. Generator/ Offeror's Certification: I hereby declare that the contents of this consignment are fully and accurately described above by the proper shipping name and are classified, packaged, marked and labeled/placarded and are in all respects in proper condition for transport according to applicable international and national governmental regulations.

Printed/ Typed Name	Signature	Month	Day	Year
STEVE FELDMANN, TETRA TECH AGENT FOR + ON BEHALF OF LOCKHEED MARTIN ~~CORPORATION~~ CORPORATION	[signature]	10	1	13

17. Transporter 1 Acknowledgement of Receipt of Materials

Printed/ Typed Name	Signature	Month	Day	Year
DAVID KORENSKI	[signature]	10	01	13

18. Transporter 2 Acknowledgement of Receipt of Materials

Printed/ Typed Name	Signature	Month	Day	Year

19. Discrepancy Indication Space (to be completed by Designated Facility)

20. Designated Facility: Certification of receipt of the materials covered by this shipping paper except as noted in Item 19

Printed/ Typed Name	Signature	Month	Day	Year
JAMES TOWNSLEY	[signature]	10	01	13

Generator / Transporter / Facility

APV Job# 00-

60130

Straight Bill of Lading/ Nonhazardous Waste Manifest

Please type or print

1. Generator EPA ID # (If applicable)	2. Page 1 of	3. Emergency Response #	4. Document Tracking Number
N/A	1	800-876-9699	APV 079212

5. Generator Name and Mailing Address
Lockheed Martin Corp. 6801 ROCKLEDGE DRIVE, MP5 CCT 246
BETHESDA, MD 20817
Generator Phone: 301-571-2229

Generator's Site Address (if different)
Former LEC Site
North Plainfield NJ 07060
APV Job Number: 88-

6. Transporter 1 Company Name — **US EPA ID Number (If applicable)**
Allstate Power Vac, Inc. — NJD003812047

7. Transporter 2 Company Name — **US EPA ID Number (If applicable)**

8. Designated Facility Name and Mailing Address — **US EPA ID Number (If applicable)**
ENVIRITE P.A. INC. — PAD010154045
730 Vogelsong Road
York PA 17404
Designated Facility Phone: (800) 592-5489 717-846-1900

9a. HM	9b. Material Description (Proper shipping name required if DOT Hazardous Material)	10. Containers No.	10. Containers Type	11. Total Quantity	12. Unit (Wt/Vol)
	Non Regulated Material (Carbon w/ Water) LIQUID WASTE (WATER) Non DOT/ Non RCRA	004	TT	EST 05100	G

14. Special Handling Instructions and Additional Information
~~001. 100% Carbon with Water~~ NON HAZARDOUS WATER
TRUCK TR 62 AP1744
T82
31520 LBS
Approval: ~~L122110EPA~~ I122038EPA

16. Generator/ Offeror's Certification: I hereby declare that the contents of this consignment are fully and accurately described above by the proper shipping name and are classified, packaged, marked and labeled/placarded and are in all respects in proper condition for transport according to applicable international and national governmental regulations.

Printed/ Typed Name	Signature	Month	Day	Year
AGENT FOR + ON BEHALF OF LOCKHEED MARTIN CORPORATION STEVE FELDMAN, TETRA TECH, INC.		10	02	13

17. Transporter 1 Acknowledgement of Receipt of Materials

Printed/ Typed Name	Signature	Month	Day	Year
DAVID KORENSKI		10	02	13

18. Transporter 2 Acknowledgement of Receipt of Materials

Printed/ Typed Name	Signature	Month	Day	Year

19. Discrepancy Indication Space (to be completed by Designated Facility)

20. Designated Facility: Certification of receipt of the materials covered by this shipping paper except as noted in Item 19

Printed/ Typed Name	Signature	Month	Day	Year
JAMES DOWNSLEY		10	02	13

APV Job# 88-

Id: 1472

608839

Straight Bill of Lading/ Nonhazardous Waste Manifest

Please type or print

1. Generator EPA ID # (if applicable)	2. Page 1 of	3. Emergency Response #	4. Document Tracking Number
N/A	1	800-876-9699	APV 079214

Generator

5. Generator Name and Mailing Address
Lockheed Martin Corp.
6801 Rockledge Drive, MPS CCT 246
Bethesda MD 20817
Generator Phone: 301-648-2223

Generator's Site Address (if different)
Former LEC Site
North Plainfield NJ 07060
APV Job Number: 08-

6. Transporter 1 Company Name: Allstate Power Vac, Inc.
US EPA ID Number (If applicable): NJD003812047

7. Transporter 2 Company Name:
US EPA ID Number (If applicable):

8. Designated Facility Name and Mailing Address
Envirite of PA
730 Vogelsong Road
York PA 17404
US EPA ID Number (if applicable): PAD010154045
Designated Facility Phone: (717) 846-1900

9a. HM	9b. Material Description (Proper shipping name required if DOT Hazardous Material)	10. Containers No.	10. Containers Type	11. Total Quantity	12. Unit (Wt/Vol)
	Nonregulated Material (Liquid Waste Water) Non-DOT/ Non RCRA	001	TT	FST X 50000	G

14. Special Handling Instructions and Additional Information
9b1. 100% Nonhazardous Water 30,820 Approval: I122036EPA

Truck # 59 Lic # AN1035 Trailer # T-82 Lic # T927SW

16. Generator/ Offeror's Certification: I hereby declare that the contents of this consignment are fully and accurately described above by the proper shipping name and are classified, packaged, marked and labeled/placarded and are in all respects in proper condition for transport according to applicable international and national governmental regulations.

Printed/ Typed Name	Signature	Month	Day	Year
Agent for and on behalf of Lockheed Martin Corporation Danielle Kearsley, TetraTech, Inc		10	03	13

Transporter

17. Transporter 1 Acknowledgement of Receipt of Materials

Printed/ Typed Name	Signature	Month	Day	Year
Sylwerius Habura		10	03	13

18. Transporter 2 Acknowledgement of Receipt of Materials

Printed/ Typed Name	Signature	Month	Day	Year

Facility

19. Discrepancy Indication Space (to be completed by Designated Facility)

20. Designated Facility: Certification of receipt of the materials covered by this shipping paper except as noted in Item 19

Printed/ Typed Name	Signature	Month	Day	Year
JAMES TOWNSLEY		10	03	13

APV Job# 08-

Id: 1472

60838

Straight Bill of Lading/ Nonhazardous Waste Manifest

Please type or print

1. Generator EPA ID # (If applicable)	2. Page 1 of	3. Emergency Response #	4. Document Tracking Number
N/A	1	800-876-9699	APV 079215

Generator

5. Generator Name and Mailing Address
Lockheed Martin Corp.
9801 Rockledge Drive, MP6 CCT 248
Bethesda MD 20817
Generator Phone: 301-548-2223

Generator's Site Address (if different)
Former LEC Site
North Plainfield NJ 07060
APV Job Number: 08-

6. Transporter 1 Company Name
Allstate Power Vac, Inc.
US EPA ID Number (If applicable)
NJD003812047

7. Transporter 2 Company Name
US EPA ID Number (If applicable)

8. Designated Facility Name and Mailing Address
Envirite of PA
730 Vogelsong Road
York PA 17404
US EPA ID Number (If applicable)
PAD010154045
Designated Facility Phone: (717) 846-1900

9a. HM	9b. Material Description (Proper shipping name required if DOT Hazardous Material)	10. Containers No.	10. Containers Type	11. Total Quantity	12. Unit (Wt/Vol)
	Nonregulated Material (Liquid Waste Water) Non DOT/ Non RCRA	001	TT	EST 50000	G

14. Special Handling Instructions and Additional Information
9b1. 100% Nonhazardous Water
Approval: I122038EPA
TRUCK TR62 NJAP 174U 37,600 lbs
TT79

16. Generator/ Offeror's Certification: I hereby declare that the contents of this consignment are fully and accurately described above by the proper shipping name and are classified, packaged, marked and labeled/placarded and are in all respects in proper condition for transport according to applicable international and national governmental regulations.

Printed/ Typed Name	Signature	Month	Day	Year
Agent for & on behalf of Lockheed Martin Corporation Daniella Kearsley, TetraTech, Inc	Daniella Kearsley	10	03	13

Transporter

17. Transporter 1 Acknowledgement of Receipt of Materials

Printed/ Typed Name	Signature	Month	Day	Year
DAVID KORENSKI	David Korenski	10	03	13

18. Transporter 2 Acknowledgement of Receipt of Materials

Printed/ Typed Name	Signature	Month	Day	Year

Facility

19. Discrepancy Indication Space (to be completed by Designated Facility)

20. Designated Facility: Certification of receipt of the materials covered by this shipping paper except as noted in Item 19

Printed/ Typed Name	Signature	Month	Day	Year
JAMES TOWNSLEY	J	10	03	13

APV Job# 08-

W: 1472

Approval: I122038EPA
Receipt Status: All
Trans Mode (Inbound/Outbound): Both
Bulk Mode (Bulk/Non-Bulk): Both

Receipt List

EQ Pennsylvania

0 EQ Pennsylvania

Receipt ID	Manifest/BOL / Commingled	Customer		Generator	Waste Stream	Approval / Product TSDF Approval	Waste Code	Bill Unit	Qty	Rec.Status	Fpr. Status / Outbound	Rec. Date
~~59190-1~~	~~007881538JJK~~	~~14680~~	~~TETRA TECH GEO~~	~~LOCKHEEDMART~~	~~LOCKHEED MARTIN COI~~	~~I122038EPA~~	~~801~~	~~GAL~~	~~831.00~~	~~Accepted~~	~~Accepted~~	~~9/19/2012~~
60722-1	APV079211	14680	TETRA TECH GEO	LOCKHEEDMART	LOCKHEED MARTIN COI	I122038EPA	801	GAL	4,344.00	Accepted	Accepted	10/1/2013
60750-1	APV079212	14680	TETRA TECH GEO	LOCKHEEDMART	LOCKHEED MARTIN COI	I122038EPA	801	GAL	3,750.00	Accepted	Accepted	10/2/2013
60838-1	APV079215	14680	TETRA TECH GEO	LOCKHEEDMART	LOCKHEED MARTIN COI	I122038EPA	801	GAL	4,442.87	Accepted	Accepted	10/3/2013
60839-1	APV079214	14680	TETRA TECH GEO	LOCKHEEDMART	LOCKHEED MARTIN COI	I122038EPA	801	GAL	3,674.30	Accepted	Accepted	10/3/2013
						Total quantity for bill unit GAL:			**17,042.16**			

E Q NORTHEAST INC.

185 INDUSTRIAL ROAD
PO BOX 617
WRENTHAM, MA 02093
TEL. 508-384-6151 FAX 508-384-6028

3510 FAIRFIELD ROAD
PO BOX 19788
BALTIMORE, MD 21225
TEL. 410-355-7000 FAX 410-355-7769

43 1/2 COLONY STREET
SUITE 4, PO BOX 883
MERIDEN, CT 06451
TEL 203-630-2472 FAX 203-630-2530

EPA I.D. # MAD084814136 — D.O.T. # 157372

WORK ORDER # 494520

BILL TO: JOB #

Tetra Tech
295 Rte 22 E Suite 104 E
Whitehouse Station NJ 08889

ORIGIN

Lockheed Martin Corp
6801 Rockledge Drive
Bethesda, MD. 20814

DESTINATION

NewStream
36 4th St.
Attleborough, MA

EMERGENCY RESPONSE TEL. # →

MANIFEST/DOCUMENT NUMBER	PICK-UP DATE & TIME		PURCHASE ORDER #	FACILITY W/O #	OFF LOAD DATE/TIME

# UNITS	TYPE	HM	DESCRIPTION OF ARTICLES	QUANTITY	PER UNIT	AMOUNT
1	TT		Non Hazardous Groundwater Non Rcra Regulated, Non, Non, Non	3100		

EQUIPMENT ACKNOWLEDGEMENT

CUSTOMER ACKNOWLEDGES THAT: TANKER # _____ TRAILER # _____ ROLL-OFF CONTAINER # _____ W/LINER? _____

IS SUITABLE FOR THE TRANSPORTATION, STORAGE OR SERVICE TO BE PROVIDED.

DRIVER'S SIG. _____ DATE: _____ CUSTOMER'S SIG. _____ DATE: _____

PICK UP	DATE	TIME	EXPLANATION OF LOADING TIME
ARRIVE AT SHIPPER		8:30	
START LOADING			Pump at groundwater
FINISH LOADING			
LEAVE SITE		9:50	

SHIPMENT RECEIVED IN APPARENT GOOD ORDER (CONTENTS AND CONDITION OF CONTENTS UNKNOWN) SUBJECT TO THE TERMS AND CONDITIONS OF THE UNIFORM STRAIGHT BILL OF LADING AND ANY GOVERNING CLASSIFICATIONS AND TARIFFS LAWFULLY ON FILE ON THE DATE OF SHIPMENT

DRIVER: [signature] DATE: 10-24-13

THIS IS TO CERTIFY THAT THE ABOVE NAMED MATERIALS ARE PROPERLY CLASSIFIED, DESCRIBED, PACKAGED, MARKED AND LABELED AND ARE IN PROPER CONDITION FOR TRANSPORTATION ACCORDING TO THE APPLICABLE REGULATIONS OF THE DEPARTMENT OF TRANSPORTATION

Agent for on behalf of Lockheed Martin Corp

SHIPPER: [signature] DATE: 10/24/13

DELIVERY	DATE	TIME	EXPLANATION OF UNLOADING TIME
ARRIVE AT SITE			
BEGIN UNLOADING			
FINISH UNLOADING			
LEAVE SITE			

DRIVER: _____ DATE: _____ RECEIVER: _____ DATE: _____

ADDITIONAL INSTRUCTIONS OR COMMENTS

START TRIP (DATE & TIME)	FINISH TRIP (DATE & TIME)

The electronic version of this document is the controlled version. Each user is responsible for ensuring that any document being used is the current version.

THE ENVIRONMENTAL QUALITY COMPANY®

EQ Northeast, Inc.
185 Industrial Road
Wrentham, MA 02093

Emergency
Response #: (301) 548-2223
Phone: (508) 384-6151
Fax: (508) 384-6028

Work Order: 4948200
Arrival Time:
Date: 10/24/2013
Prepared By: Sharon Amaral

BILLING INFORMATION

Name: TETRA TECH GEO
Acct. #: 14680-06
Phone: (908) 534-2303
Addr: 295 ROUTE 22 EAST SUITE 104E
WHITEHOUSE STATION, NJ 08889

Contact:
Title:
Phone:
Mobile: ( ) -
PO / Rel:

GENERATOR INFORMATION

Name: LOCKHEED MARTIN CORPOR/
EPA #: NJR000074062 (ID: 108652)
Phone: (301) 548-2223
Addr: FORMER LEC SITE
NORTH PLAINFIELD, NJ 07060
6801 Rockledge Drive MPS CCT 246
Bethesda, MD 20817

Contact: CHUCK TRIONE
Title: Project Lead
Phone: (301) 548-2223
Mobile: ( ) -

TSDF INFORMATION

TSDF: NEW STREAM, LLC.
Addr: 34 FOREST ST, BLDG 11-04
ATTLEBORO,MA 02703

TSDF Contact: RICK DERBY

EPA #: MAC300005808
Phone: (508) 236-6001 301
Fax: ( ) -

Manifest: _____
TSDF Contact: RICK DERBY

TSDF: NEW STREAM, LLC.
Addr: 34 FOREST ST, BLDG 11-04
ATTLEBORO,MA 02703

EPA #: MAC300005808
Phone: (508) 236-6001 301
Fax: ( ) -

HM DESCRIPTION

1. Non Hazardous Groundwater, Not DOT Not RCRA Regulated, None, None, None
Approval Code: _____ (65014)Waste Codes: NONE
Hand. Instruct:

# OF CONT.	TYPE	QUANTITY	UNIT
1	TT	3,000	G

EQUIPMENT ACKNOWLEDGMENT

Customer acknowledges that this equipment is suitable for the transportation, storage or other service to be provided.

Tractor # 408 Trailer #_____ Tanker #_____ Roll-Off Box #_____ w/ liner?_____ Spotted #_____ Picked_up # _____ Vac Fee _____

Driver Signature | Date | Customer Signature | Date

Pickup	Date	Time	Explanation
Arrive at Shipper:	10/25	1215	
Start Loading:			Vac tank
Finish Loading:			
Leave Site:			

SHIPMENT RECEIVED IN APPARENT GOOD ORDER (CONTENTS UNKNOWN) SUBJECT TO THE TERMS AND CONDITIONS OF THE UNIFORM STRAIGHT BILL OF LADING AND ANY GOVERNING CLASSFICATIONS AND TARIFFS LAWFULLY ON FILE ON THE DATE OF SHIPMENT.

THIS IS TO CERTIFY THAT THE ABOVE NAMED MATERIALS ARE PROPERLY CLASSIFIED, DESCRIBED, PACKAGED, MARKED AND LABELED AND ARE IN PROPER CONDITION FOR TRANSPORTATION ACCORDING TO THE APPLICABLE REGULATIONS OF THE DEPARTMENT OF TRANSPORTATION.

Agent for on the behalf of Lockheed Martin Corporation

Pat McWent | 10/25/13 | X Danielle Beasley, Tetra Tech | 10/25/13

Driver Signature | Date | Customer Signature | Date

Delivery	Date	Time	Explanation
Arrive at TSDF:			
Start Unloading:			
Finish Unloading:			
Leave Site:			

Driver Signature | Date | Receiver Signature | Date

Please comment on the job so we can continue to provide better service: ☐ Excellent ☐ Satisfactory ☐ Poor

THE ENVIRONMENTAL QUALITY COMPANY®

EQ Northeast, Inc.
185 Industrial Road
Wrentham, MA 02093

Emergency
Response #: (301) 548-2223
Phone: (508) 384-6151
Fax: (508) 384-6028

Work Order: 5021301
Arrival Time:
Date: 11/14/2013
Prepared By: Sharon Amaral

BILLING INFORMATION

Name: TETRA TECH GEO
Acct. #: 14680-08
Phone: (908) 534-2303
Addr: 295 ROUTE 22 EAST SUITE 104E
WHITEHOUSE STATION, NJ 08889
Contact:
Title:
Phone:
Mobile: ( ) -
PO / Rel:

GENERATOR INFORMATION

Name: LOCKHEED MARTIN CORPOR
EPA #: NJR000074062 (ID: 108652)
Phone: (301) 548-2223
Addr: FORMER LEC SITE
NORTH PLAINFIELD, NJ 07060
Contact: CHUCK TRIONE
Title: Project Lead
Phone: (301) 548-2223
Mobile: ( ) -

TSDF INFORMATION

TSDF: NEW STREAM, LLC.
Addr: 34 FOREST ST. BLDG 11-04
ATTLEBORO,MA 02703
TSDF Contact: RICK DERBY
EPA #: MAC300005808
Phone: (508) 236-6001 301
Fax: ( ) -

Manifest: _____
TSDF Contact: RICK DERBY

TSDF: NEW STREAM, LLC.
Addr: 34 FOREST ST. BLDG 11-04
ATTLEBORO,MA 02703

EPA #: MAC300005808
Phone: (508) 236-6001 301
Fax: ( ) -

HM DESCRIPTION

1. Non Hazardous Groundwater, Not DOT Not RCRA Regulated, None, None, None
Approval Code _____ (65014)Waste Codes: NONE
Hand. Instruct:

# OF CONT.	TYPE	QUANTITY	UNIT
1	TT	2,000	G

EQUIPMENT ACKNOWLEDGMENT

Customer acknowledges that this equipment is suitable for the transportation, storage or other service to be provided

Tractor # 437 Trailer #_____ Tanker # 336 Roll-Off Box #_____ w/ liner?_____ Spotted #_____ Picked_up #_____ Vac Fee _____

Driver Signature | Date | Customer Signature | Date

Pickup	Date	Time	Explanation
Arrive at Shipper:		4:15	Pump water from frac tank
Start Loading:			
Finish Loading:			& SIDE #2 - EAST DRIVE
Leave Site:		4:50	

SHIPMENT RECEIVED IN APPARENT GOOD ORDER (CONTENTS UNKNOWN) SUBJECT TO THE TERMS AND CONDITIONS OF THE UNIFORM STRAIGHT BILL OF LADING AND ANY GOVERNING CLASSIFICATIONS AND TARIFFS LAWFULLY ON FILE ON THE DATE OF SHIPMENT.

THIS IS TO CERTIFY THAT THE ABOVE NAMED MATERIALS ARE PROPERLY CLASSIFIED, DESCRIBED, PACKAGED, MARKED AND LABELED AND ARE IN PROPER CONDITION FOR TRANSPORTATION ACCORDING TO THE APPLICABLE REGULATIONS OF THE DEPARTMENT OF TRANSPORTATION

Driver Signature: [signature] Date: 11-18-13 | Customer Signature: STEVE FELDMAN TETRA TECH [signature] Date: 11/18/13

AGENT FOR AND ON BEHALF OF LOCKHEED MARTIN CORPORATION.

Delivery	Date	Time	Explanation
Arrive at TSDF:			
Start Unloading:			
Finish Unloading:			
Leave Site:			

Driver Signature | Date | Receiver Signature | Date

Please comment on the job so we can continue to provide better service ☐ Excellent ☐ Satisfactory ☐ Poor

THE ENVIRONMENTAL QUALITY COMPANY®

Northeast, Inc.
Industrial Road
ntham, MA 02093

Emergency
Response #: (301) 548-2223
Phone: (508) 384-6151
Fax: (508) 384-6028

Work Order: 5021300
Arrival Time:
Date: 11/14/2013
Prepared By: Sharon Amaral

BILLING INFORMATION

Name: TETRA TECH GEO
Acct. #: 14680-06
Phone: (908) 534-2303
Addr: 295 ROUTE 22 EAST SUITE 104E
WHITEHOUSE STATION, NJ 08889

Contact:
Title:
Phone:
Mobile: ( ) -
PO / Rel:

GENERATOR INFORMATION

Name: LOCKHEED MARTIN CORPOR/
EPA #: NJR000074062 (ID: 108652)
Phone: (301) 548-2223
Addr: FORMER LEC SITE
NORTH PLAINFIELD, NJ 07060

Contact: CHUCK TRIONE
Title: Project Lead
Phone: (301) 548-2223
Mobile: ( ) -

TSDF INFORMATION

TSDF: NEW STREAM, LLC
Addr: 34 FOREST ST, BLDG 11-04
ATTLEBORO,MA 02703

TSDF Contact: RICK DERBY

EPA #: MAC300005808
Phone: (508) 236-6001 301
Fax: ( ) -

Manifest: _____
TSDF Contact: RICK DERBY

TSDF: NEW STREAM, LLC
Addr: 34 FOREST ST, BLDG 11-04
ATTLEBORO,MA 02703

EPA #: MAC300005808
Phone: (508) 236-6001 301
Fax: ( ) -

HM DESCRIPTION

1. Non Hazardous Groundwater, Not DOT Not RCRA Regulated, None, None, None
Approval Code: _____ (65014)Waste Codes: NONE
Hand, instruct:

# OF CONT.	TYPE	QUANTITY	UNIT
1	TT	3000	G

EQUIPMENT ACKNOWLEDGMENT

Customer acknowledges that this equipment is suitable for the transportation, storage or other service to be provided.

Tractor # 437 Trailer #____ Tanker # 336 Roll-Off Box #____ w/ liner?____ Spotted #____ Picked_up #____ Vac Fee _____

Driver Signature | Date | Customer Signature | Date

Pickup	Date	Time	Explanation
Arrive at Shipper:		3:00	Wait for contact
Start Loading:		3:25	pump water from frac
Finish Loading:			
Leave Site:		4:00	finish SITE #1 - ALLEN PLACE

SHIPMENT RECEIVED IN APPARENT GOOD ORDER (CONTENTS UNKNOWN) SUBJECT TO THE TERMS AND CONDITIONS OF THE UNIFORM STRAIGHT BILL OF LADING AND ANY GOVERNING CLASSIFICATIONS AND TARIFFS LAWFULLY ON FILE ON THE DATE OF SHIPMENT.

THIS IS TO CERTIFY THAT THE ABOVE NAMED MATERIALS ARE PROPERLY CLASSIFIED, DESCRIBED, PACKAGED, MARKED AND LABELED AND ARE IN PROPER CONDITION FOR TRANSPORTATION ACCORDING TO THE APPLICABLE REGULATIONS OF THE DEPARTMENT OF TRANSPORTATION

[signature] 11-18-13 | STEVE FELDMAN, TETRA TECH [signature] 11/18/13

Driver Signature | Date | Customer Signature | Date

Delivery	Date	Time	Explanation
Arrive at TSDF:			AGENT FOR + ON BEHALF OF LOCKHEED MARTIN CORP.
Start Unloading:			
Finish Unloading:			
Leave Site:			

Driver Signature | Date | Receiver Signature | Date

Please comment on the job so we can continue to provide better service: ☐ Excellent ☐ Satisfactory ☐ Poor

THE ENVIRONMENTAL QUALITY COMPANY®

EQ Northeast, Inc.
185 Industrial Road
Wrentham, MA 02093

Emergency
Response #: (301) 548-2223
Phone: (508) 384-6151
Fax: (508) 384-6026

Work Order: 5021302
Arrival Time:
Date: 11/14/2013
Prepared By: Sharon Amaral

BILLING INFORMATION

Name: TETRA TECH GEO
Acct. #: 14680-06
Phone: (908) 534-2303
Addr: 295 ROUTE 22 EAST SUITE 104E
WHITEHOUSE STATION, NJ 08889
Contact:
Title:
Phone:
Mobile: ( ) -
PO / Rel:

GENERATOR INFORMATION

Name: LOCKHEED MARTIN CORPOR/
EPA #: NJR000074062 (ID: 108652)
Phone: (301) 548-2223
Addr: FORMER LEC SITE
NORTH PLAINFIELD, NJ 07060
Contact: CHUCK TRIONE
Title: Project Lead
Phone: (301) 548-2223
Mobile: ( ) -

TSDF INFORMATION

TSDF: NEW STREAM, LLC
Addr: 34 FOREST ST, BLDG 11-04
ATTLEBORO,MA 02703
TSDF Contact: RICK DERBY
EPA #: MAC300005808
Phone: (508) 236-6001 301
Fax: ( ) -

Manifest: _____
TSDF Contact: RICK DERBY

TSDF: NEW STREAM, LLC
Addr: 34 FOREST ST, BLDG 11-04
ATTLEBORO,MA 02703

EPA #: MAC300005808
Phone: (508) 236-6001 301
Fax: ( ) -

HM DESCRIPTION	# OF CONT.	TYPE	QUANTITY	UNIT
1. Non Hazardous Groundwater, Not DOT Not RCRA Regulated, None, None, None Approval Code: _____ (65014)Waste Codes: NONE Hand. Instruct:	001	TT	2200	G

EQUIPMENT ACKNOWLEDGMENT

Customer acknowledges that this equipment is suitable for the transportation, storage or other service to be provided

Tractor #_____ Trailer #_____ Tanker #408 Roll-Off Box #_____ w/ liner?_____ Spotted #_____ Picked_up # _____ Vac Fee _____

Driver Signature | Date | Customer Signature | Date

Pickup	Date	Time	Explanation
Arrive at Shipper:	11/20	1000	Pump out frac tank (TANK # P4248)
Start Loading:			
Finish Loading:			
Leave Site:		1100	

SHIPMENT RECEIVED IN APPARENT GOOD ORDER (CONTENTS UNKNOWN) SUBJECT TO THE TERMS AND CONDITIONS OF THE UNIFORM STRAIGHT BILL OF LADING AND/OR GOVERNING CLASSIFICATIONS AND TARIFFS LAWFULLY ON FILE AS OF THE DATE OF SHIPMENT.

THIS IS TO CERTIFY THAT THE ABOVE NAMED MATERIALS ARE PROPERLY CLASSIFIED, DESCRIBED, PACKAGED, MARKED AND LABELED AND ARE IN PROPER CONDITION FOR TRANSPORTATION ACCORDING TO THE APPLICABLE REGULATIONS OF THE DEPARTMENT OF TRANSPORTATION

RAL 11/20/13 X Steve Feldmann, Tetra Tech 11/20/13
Driver Signature | Date | Customer Signature | Date

Delivery	Date	Time	Explanation
Arrive at TSDF			AGENT FOR AND ON BEHALF OF LOCKHEED MARTIN CORPORATION
Start Unloading:			
Finish Unloading:			
Leave Site:			

Driver Signature | Date | Receiver Signature | Date

Please comment on the job so we can continue to provide better service ☐ Excellent ☐ Satisfactory ☐ Poor

ENVIRITE OF PENNSYLVANIA, INC.
730 VOGELSONG ROAD
YORK CITY INDUSTRIAL PARK
YORK, PA 17404
PHONE (717) 846-1900

TICKET NUMBER 7057

TIME IN 1:30PM DATE IN 10-01-2013
4:34PM 10-01-2013

TRUCK NO. 122038 COMMODITY - HAZ / RES WASTE

75660 lb GROSS

39400 lb TARE

36260 lb NET

18.13 TONS

WEIGHMASTER # 69054/74590

ENVIRITE OF PENNSYLVONIA, INC.
730 VOGELSONG ROAD
YORK CITY INDUSTRIAL PARK
YORK, PA. 17404
PHONE (717) 846-1800

TICKET NUMBER 7134

TIME IN 12:34PM
2:36PM

DATE IN 10-02-2013
10-02-2013

TRUCK NO. 122038

COMMODITY - HAZ / RES WPSTE

71140 lb GROSS

39660 lb TARE

31480 lb NET

15.74 TONS

WEIGHMASTER # 69054/74530

ENVIRITE OF PENNSYLVANIA, INC.
730 VOGELSONG ROAD
YORK CITY INDUSTRIAL PARK
YORK, PA 17404
PHONE (717) 846-1900

TICKET NUMBER 7032

TIME IN 12:10PM DATE IN 10-03-2013
1:43PM 10-03-2013

TRUCK NO. 59 COMMODITY - MMZ / RES WASTE

62700 lb GROSS

31960 lb TARE

30020 lb NET

15.41 TONS

WEIGHMASTER # 59854/74598

ENVIROTE OF PENNSYLVANIA, INC.
730 VOGELSONG ROAD
YORK CITY INDUSTRIAL PARK
YORK, PA 17404
PHONE (717) 845-1900

TICKET NUMBER 7031

TIME IN 12:00PM
1:07PM

DATE IN 10-03-2013
10-03-2013

TRUCK NO. 122030

COMMODITY -- HAZ / RSQ WASTE

70220 lb GROSS

32620 lb TARE

37600 lb NET

18.80 TONS

WEIGHMASTER # 63054/74590

Allstate 02

NewStream	Off-Site Wastewater Log & Tracking Sheet *INTERNAL USE ONLY*	NewStream, LLC 527 Pleasant Street Attleboro, MA 02703-0964 508-236-6001 Fax 508-236-6004

Sample Info	**SAMPLE I.D 102149-01**	**DATE:** 10.24.13
Generator	**LOCKHEED**	**Waste Profile #: 102149**
Transporter	**EQ NORTHEAST**	**Shipping Doc s L2149-01**

Sample Review	**pH:** 7.0	**OPERATOR Signature**	
	Color/Clarity: Dk	**Solids:** ☒ LOW ☐ MED ☐ HIGH	
	Complies with Approved NewStream Waste Profile: ☒ YES ☐ NO		
	Comment		
Load Rejected ☐	**By**	**Reason for Rejection:**	
Load Accepted ☒	**Time In:**	**UM**	**Total Volume:** 310
	Time Out:	**Gallons**	**Receiving Tank #:** EQ2
	DRIVER Signature:	**DRIVER Printed Name**	
Pre-Treatment Program	**Suggested Treatment Plan** **See Treatment Recipe**		
Comments from Lab or Operator			

Off-Site Wastewater Log & Tracking Sheet_2012_0125

NewStream	Off-Site Wastewater Log & Tracking Sheet *INTERNAL USE ONLY*	NewStream, LLC 527 Pleasant Street Attleboro, MA 02703-0964 508-236-6001 Fax 508-236-6004

Sample Info	**SAMPLE I.D 102149-02**		**DATE:** 10/28/13
Generator	**LOCKHEED**		**Waste Profile #: 102149**
Transporter	**EQ NORTHEAST**		**Shipping Doc s L2149-02**
Sample Review	**pH:** 6-0	**OPERATOR Signature**	
	Color/Clarity: Lt/Brown Hazy	**Solids:** ☒ LOW ☐ MED ☐ HIGH	
	Complies with Approved NewStream Waste Profile: ☑ YES ☐ NO		
	Comment		
Load Rejected ☐	**By**	**Reason for Rejection:**	
Load Accepted ☑	**Time In:** 07.45	**UM**	**Total Volume:** 3800 Gallons
	Time Out: 08:00	**Gallons**	**Receiving Tank #:** H402
	DRIVER Signature: Robert McAlister		**DRIVER Printed Name** Robert McAllister
Pre-Treatment Program	**Suggested Treatment Plan**	**See Treatment Recipe**	
Comments from Lab or Operator			

Off-Site Wastewater Log & Tracking Sheet_2012_0125

6512861

NewStream	Off-Site Wastewater Log & Tracking Sheet *INTERNAL USE ONLY*	NewStream, LLC 527 Pleasant Street Attleboro, MA 02703-0964 508-236-6001 Fax 508-236-6004

Sample Info	**SAMPLE I.D** 100625-27		**DATE:** 11/19/13
Generator	Lockwood Mfg		**Waste Profile #:** 100625
Transporter	EQ Northeast		**Shipping Doc**
Sample Review	**pH:** 11.5	**OPERATOR Signature**	
	Color/Clarity: clear	**Solids:** ☐ LOW ☐ MED ☐ HIGH	
	Complies with Approved NewStream Waste Profile: ☑ YES ☐ NO		
	Comment		
Load Rejected ☐	**By**	**Reason for Rejection:**	
Load Accepted ☑	**Time in:** 09:25	**UM**	**Total Volume:** 5000 Gallons
	Time Out: 09:45	**Gallons**	**Receiving Tank #:** W1502
	DRIVER Signature:	**DRIVER Printed Name** Michael McKay	
Pre-Treatment Program	**Suggested Treatment Plan**	**See Treatment Recipe**	
Comments from Lab or Operator			

Off-Site Wastewater Log & Tracking Sheet_2012_0125

6587752

NewStream	Off-Site Wastewater Log & Tracking Sheet *INTERNAL USE ONLY*	NewStream, LLC 527 Pleasant Street Attleboro, MA 02703-0964 508-236-6001 Fax 508-236-6004

Sample Info	**SAMPLE I.D 102149-03**	**DATE:** 11/20/13
Generator	**LOCKHEED**	**Waste Profile #: 102149**
Transporter	**EQ NORTHEAST**	**Shipping Doc s L2149-03**

Sample Review	**pH:** 6.5	**OPERATOR Signature**
	Color/Clarity: SLIGHT ROD BROWN	**Solids:** ☑ LOW ☐ MED ☐ HIGH
	Complies with Approved NewStream Waste Profile: ☑ YES ☐ NO	
	Comment	

Load Rejected ☐	**By**	**Reason for Rejection:**

Load Accepted ☑	**Time In:** 16:35	**UM**	**Total Volume:** 2200 Gallons
	Time Out: 16:45	**Gallons**	**Receiving Tank #:** #102
	DRIVER Signature:		**DRIVER Printed Name** R.L. Blake

Pre-Treatment Program	**Suggested Treatment Plan** **See Treatment Recipe**
Comments from Lab or Operator	

Off-Site Wastewater Log & Tracking Sheet_2012_0125

6594620

Certificate of Disposal

This certificate is to verify that the wastes specified on the following manifest numbers have been properly managed in accordance with all local, state and federal regulations.

Facility: EQ Pennsylvania

730 Vogelsong Road

York, PA 17404

Phone: 1-800-592-5489

Fax: 1-800-592-5329

Generator: Lockheed Martin Corporation

Manifest: APV079211

I certify that the above information is true and correct to the best of my knowledge.

Authorized Signature:_____

Certificate of Disposal

This certificate is to verify that the wastes specified on the following manifest numbers have been properly managed in accordance with all local, state and federal regulations.

Facility: EQ Pennsylvania

730 Vogelsong Road

York, PA 17404

Phone: 1-800-592-5489

Fax: 1-800-592-5329

Generator: Lockheed Martin Corporation

Manifest: APV079212

I certify that the above information is true and correct to the best of my knowledge.

Authorized Signature: _____

Certificate of Disposal

This certificate is to verify that the wastes specified on the following manifest numbers have been properly managed in accordance with all local, state and federal regulations.

Facility: EQ Pennsylvania

730 Vogelsong Road

York, PA 17404

Phone: 1-800-592-5489

Fax: 1-800-592-5329

Generator: Lockheed Martin Corporation

Manifest: APV079214

I certify that the above information is true and correct to the best of my knowledge.

Authorized Signature: _____

Certificate of Disposal

This certificate is to verify that the wastes specified on the following manifest numbers have been properly managed in accordance with all local, state and federal regulations.

Facility: EQ Pennsylvania

730 Vogelsong Road

York, PA 17404

Phone: 1-800-592-5489

Fax: 1-800-592-5329

Generator: Lockheed Martin Corporation

Manifest: APV079215

I certify that the above information is true and correct to the best of my knowledge.

Authorized Signature:_____

NewStream, LLC
527 Pleasant Street
Attleboro, MA 02703

www.newstreamH2O.com

t 508.236.6001
f 508.236.6004

January 08, 2014

Customer Information: Lockheed Martin Corporation, Former LEC Site, North Plainfield, NJ 07060

Certificate of Destruction / Certificate of Licensed Treatment and Disposal or Recycling

This is to certify that your waste stream (Nonhazardous Waste Manifest Number): L2149-01 has been treated, disposed and/or recycled in accordance with NewStream's permit requirements. This serves as a "Certificate of Destruction" documenting the legal disposition of the above-referenced waste stream. This wastewater load received on October 24, 2013 was treated sufficiently to comply with NewStream's "local limits" (City of Attleboro Industrial Pretreatment Standards) and DEP Industrial Sewer Connection Permit limits, and Federal Effluent Limitation Guidelines, including the Federal Categorical Pretreatment Standards for Centralized Wastewater Treatment (40 CFR 437.47) in accordance with NewStream's licenses to treat nonhazardous wastewater received from off-site generators.

Sincerely,

Richard Derby
Logistics Manager

NewStream, LLC
527 Pleasant Street
Attleboro, MA 02703

www.newstreamH2O.com

t 508.236.6001
f 508.236.6004

January 08, 2014

Customer Information: Lockheed Martin Corporation, Former LEC Site, North Plainfield, NJ 07060

Certificate of Destruction / Certificate of Licensed Treatment and Disposal or Recycling

This is to certify that your waste stream (Nonhazardous Waste Manifest Number): L2149-02 has been treated, disposed and/or recycled in accordance with NewStream's permit requirements. This serves as a "Certificate of Destruction" documenting the legal disposition of the above-referenced waste stream. This wastewater load received on October 28, 2013 was treated sufficiently to comply with NewStream's "local limits" (City of Attleboro Industrial Pretreatment Standards) and DEP Industrial Sewer Connection Permit limits, and Federal Effluent Limitation Guidelines, including the Federal Categorical Pretreatment Standards for Centralized Wastewater Treatment (40 CFR 437.47) in accordance with NewStream's licenses to treat nonhazardous wastewater received from off-site generators.

Sincerely,

Richard Derby
Logistics Manager

NewStream, LLC
527 Pleasant Street
Attleboro, MA 02703

www.newstreamH2O.com

t 508.236.6001
f 508.236.6004

January 08, 2014

Customer Information: Lockheed Martin Corporation, Former LEC Site, North Plainfield, NJ 07060

Certificate of Destruction / Certificate of Licensed Treatment and Disposal or Recycling

This is to certify that your waste stream (Nonhazardous Waste Manifest Number): L2149-04 has been treated, disposed and/or recycled in accordance with NewStream's permit requirements. This serves as a "Certificate of Destruction" documenting the legal disposition of the above-referenced waste stream. This wastewater load received on November 19, 2013 was treated sufficiently to comply with NewStream's "local limits" (City of Attleboro Industrial Pretreatment Standards) and DEP Industrial Sewer Connection Permit limits, and Federal Effluent Limitation Guidelines, including the Federal Categorical Pretreatment Standards for Centralized Wastewater Treatment (40 CFR 437.47) in accordance with NewStream's licenses to treat nonhazardous wastewater received from off-site generators.

Sincerely,

Richard Derby
Logistics Manager

NewStream, LLC
527 Pleasant Street
Attleboro, MA 02703

www.newstreamH2O.com

t 508.236.6001
f 508.236.6004

January 08, 2014

Customer Information: Lockheed Martin Corporation, Former LEC Site, North Plainfield, NJ 07060

Certificate of Destruction / Certificate of Licensed Treatment and Disposal or Recycling

This is to certify that your waste stream (Nonhazardous Waste Manifest Number): L2149-03 has been treated, disposed and/or recycled in accordance with NewStream's permit requirements. This serves as a "Certificate of Destruction" documenting the legal disposition of the above-referenced waste stream. This wastewater load received on November 20, 2013 was treated sufficiently to comply with NewStream's "local limits" (City of Attleboro Industrial Pretreatment Standards) and DEP Industrial Sewer Connection Permit limits, and Federal Effluent Limitation Guidelines, including the Federal Categorical Pretreatment Standards for Centralized Wastewater Treatment (40 CFR 437.47) in accordance with NewStream's licenses to treat nonhazardous wastewater received from off-site generators.

Sincerely,

Richard Derby
Logistics Manager

APPENDIX F — GROUNDWATER FLOW AND SOLUTE TRANSPORT MODELING REPORT

FINAL

Groundwater Flow and Solute Transport Modeling

Former Lockheed Electronics Company Site

Boroughs of Watchung & North Plainfield

Somerset County, New Jersey

Prepared for:



Energy, Environment, Safety & Health

6801 Rockledge Drive

Bethesda, MD 20817

Prepared by:

Tetra Tech, Inc.

January 15, 2015

TABLE OF CONTENTS

Section **Page**

1.0 INTRODUCTION 1-1
1.1 SITE INFORMATION AND BACKGROUND 1-1
1.2 MODELING OBJECTIVES 1-2
2.0 CONCEPTUAL MODEL 2-1
2.1 GEOLOGY 2-1
2.2 HYDROGEOLOGY 2-2
3.0 NUMERICAL FLOW MODEL 3-1
3.1 CODE SELECTION 3-1
3.2 MODEL GRID AND LAYERING 3-1
3.3 BOUNDARY CONDITIONS 3-2
3.4 HYDRAULIC PROPERTIES 3-2
4.0 NUMERICAL FLOW AND TRANSPORT MODEL 4-1
4.1 FLOW MODEL 4-1
4.1.1 Steady State Flow 4-2
4.1.2 Simulation of the Pumping Test 4-3
4.2 SOLUTE-TRANSPORT MODEL 4-5
4.2.1 Relevant Physical and Chemical Transport Processes 4-5
4.2.2 Transport Model Simulation 4-6
5.0 SUMMARY AND CONCLUSIONS 5-1
6.0 REFERENCES 6-1

TABLE OF CONTENTS (CONT'D)

LIST OF TABLES

Table 3-1 Summary of Groundwater Flow Model Parameter Values

Table 4-1 March 2014 Measured Groundwater Elevations and Vertical Hydraulic Gradients vs. Simulated Values in the Calibrated Flow Model

Table 4-2 Summary Statistics for Steady-State Flow Model Simulation for March 2014 Conditions

Table 4-3 Comparison of Simulated and Measured Drawdown at the End of 48-Hour Pumping Test in the Intermediate Zone of the Shallow Aquifer

Table 4-4 Summary of Flow Model Sensivitity Analysis

Table 4-5 Transport model input parameters

LIST OF FIGURES

Figure 1-1 Site Location Map

Figure 2-1 Site Plan and Cross Section Location Map

Figure 2-2 2013 TCE Plume Cross Section

Figure 2-3 Shallow TCE Isoconcentration Map, March 2014

Figure 2-4 Intermediate TCE Isoconcentration Map, March 2014

Figure 2-5 Deep TCE Isoconcentration Map, March 2014

Figure 2-6 Hydraulic Head Contours Based on Groundwater Elevations in the Shallow Zone of the Bedrock Aquifer, March 2014

Figure 2-7 Hydraulic Head Contours Based on Groundwater Elevations in the Intermediate Zone of the Bedrock Aquifer, March 2014

Figure 2-8 Hydraulic Head Contours Based on Groundwater Elevations in the Deep Zone of the Bedrock Aquifer, March 2014

Figure 3-1 Model Grid and Boundary Conditions

Figure 3-2 Summary of Model Layers

Figure 4-1 Plot of Measured versus Simulated Groundwater Levels, March 2014

Figure 4-2 Simulated March 2014 Potentiometric Surface and Residuals in Shallow Zone of the Bedrock Aquifer

TABLE OF CONTENTS (CONT'D)

Figure 4-3 Simulated March 2014 Potentiometric Surface and Residuals in the Intermediate Zone of the Bedrock Aquifer

Figure 4-4 Simulated March 2014 Potentiometric Surface and Residuals in the Deep Zone of the Bedrock Aquifer

Figure 4-5 Simulated pumping test drawdown in the Shallow Zone of the Bedrock Aquifer

Figure 4-6 Simulated pumping test drawdown in the Intermediate Zone of the Bedrock Aquifer

Figure 4-7 Simulated pumping test drawdown in the Deep Zone of the Bedrock Aquifer

Figure 4-8 Initial TCE Concentrations in the Intermediate Zone of the Bedrock Aquifer Based on March 2014 Data

Figure 4-9 Simulated TCE Concentrations in the Intermediate Zone of the Bedrock Aquifer After 2 Years

Figure 4-10 Simulated TCE Concentrations in the Intermediate Zone of the Bedrock Aquifer After 5 Years

Figure 4-11 Simulated TCE Concentrations in the Intermediate Zone of the Bedrock Aquifer After 10 Years

Figure 4-12 Simulated TCE Concentrations in the Intermediate Zone of the Bedrock Aquifer After 15 Years

Figure 4-13 Simulated TCE Concentrations in the Intermediate Zone of the Bedrock Aquifer After 20 Years

Figure 4-14 Simulated TCE Concentrations in the Intermediate Zone of the Bedrock Aquifer After 25 Years

Figure 4-15 Classification Exception Area Boundary

ACRONYMS

ASTM	American Society of Testing and Materials
bgs	below ground surface
CEA	Classification Exception Area
COC	chemicals of concern
cis-1,2-DCE	cis-1,2-dichloroethene
ft/ft	feet per foot
gpm	gallons per minute
GWES	groundwater extraction system
in/yr	Inches per year
LEC	Lockheed Electronics Company
MNA	Monitored Natural Attenuation
msl	mean sea level
µg/L	microgram per liter
R	retardation factor
RAPR	Remedial Action Progress Report
TCE	trichloroethene
Tetra Tech	Tetra Tech, Inc.
TRC	TRC Companies, Inc.
TVD	total-variation-diminishing
U.S.	United States
VC	vinyl chloride
VOC	volatile organic compounds
USGS	U.S. Geological Survey

1.0 INTRODUCTION

Tetra Tech Inc. (Tetra Tech) performed three-dimensional groundwater flow and solute transport modeling of groundwater flow and dissolved contaminant transport in the bedrock aquifer at the former Lockheed Electronics Company (LEC) site (hereinafter the "Site") in the Boroughs of Watchung and North Plainfield, Somerset County, New Jersey (Figure 1-1). The report is organized as follows:

- The modeling objectives and the conceptual model for groundwater flow and trichloroethene (TCE) transport at the Site are discussed in Sections 1 and 2.
- The numerical flow model construction based on the conceptual site model is presented in Section 3.
- The flow calibration criteria, the calibration procedure, and the results of the calibration of the numerical groundwater flow model to observed water level data collected at the Site are described in Section 4.
- Based on relevant transport mechanisms discussed in the conceptual site model, the transport modeling approach and construction of the solute transport model are presented in Section 5.
- The modeling analysis results and conclusions are summarized in Section 6.

1.1 SITE INFORMATION AND BACKGROUND

The Site is located on United States (U.S.) Route 22 West in the Boroughs of Watchung and North Plainfield, Somerset County, New Jersey (Figure 1-1). The Site is bordered to the south by U.S. Route 22, which is a predominately commercial area with residential properties located on side streets and mapped wetlands in drainage areas. The Site is bordered to the west by an apartment complex (formerly Crystal Ridge Club, presently Avalon Watchung) and a

condominium complex (Regency Village Condominiums). Forested areas and residences border the Site to the north, and commercial properties border the Site to the east.

The Site elevation ranges from 140 to 320 feet above mean sea level (msl), sloping to the south from higher elevations on the First Watchung Mountain, located northwest of the Site, to lower elevations along U.S. Route 22, located southeast of the Site. The closest surface water body is Crab Brook located south of the Site and U.S. Route 22. Wetlands areas have been mapped by the New Jersey Department of Environmental Protection (NJDEP) within one mile of the Site at locations immediately to the north of the Site, and south of the Site along U.S. Route 22.

Early investigation activities identified a TCE groundwater plume emanating from the Site. An extensive monitoring well network has been installed to delineate and monitor the TCE concentrations (Figure 2-1). There are currently 50 active monitoring wells and piezometers associated with this project in the Boroughs of Watchung and North Plainfield, all of which were installed as either well couplets or triplets to evaluate the horizontal and vertical distribution of volatile organic compounds (VOCs), primarily TCE. To remediate the groundwater plume and intercept groundwater base flow to Crab Brook, a recovery well (RW-1) was installed and a groundwater extraction system (GWES) was constructed. Pumping at a rate of approximately 120 gallons per minute (gpm), well RW-1 and the GWES were operated from July 2003 to May 2011. As a result of mass removal by pump-and-treat and natural attenuation, TCE concentrations have reduced significantly over time. Monitored Natural Attenuation (MNA) is currently being applied to monitor the continued reduction of residual TCE mass in groundwater over time at the Site. Groundwater monitoring activities are ongoing in accordance with the monitoring schedule provided in the NJDEP-approved Groundwater Remedial Action Permit (dated June 26, 2014).

1.2 MODELING OBJECTIVES

The primary objectives of this modeling effort were to: (1) improve understanding of the fate and transport of dissolved TCE in Site groundwater; (2) estimate the lateral delineation of the dissolved TCE plume; (3) examine the simulated future TCE plume extent and the ability of the monitoring network to monitor plume reduction over time; and, (4) estimate the cleanup timeframe of TCE concentrations in groundwater as part of a MNA remedy at the Site.

To accomplish these goals, Tetra Tech conducted the following activities: (1) constructed a numerical groundwater flow model and calibrated the model to observed water level measurements during both non-pumping and pumping conditions; and, (2) implemented a solute-transport model to provide fate and transport simulations of TCE concentrations over time in the study area.

2.0 CONCEPTUAL MODEL

The conceptual model of a hydrogeologic system is a working description of the system's characteristics and dynamics. It consolidates site and regional hydrologic data into a set of assumptions and concepts that can be quantitatively evaluated (American Society of Testing and Materials [ASTM] Standard D5979-96). The conceptual model is translated into a numerical representation to simulate groundwater flow characteristics. It includes simulation-based development and testing, which is useful for evaluating the effectiveness of MNA site remedies over time.

2.1 GEOLOGY

Based on previous investigations, the overburden at the Site is generally composed of granular fill associated with the remediation area of former LEC Building #3, a sandy outwash deposit, and a thin layer of glacial till. In the vicinity of the Site, the thickness of the overburden decreases towards the south-southwest but increases south of Crab Brook. The overburden is thinnest near well cluster MW-546 (3 feet) and generally increases in thickness south of U.S. Route 22, with the greatest thickness of 47 feet observed at the former location of well cluster MW-542 (this destroyed well cluster was located near the intersection of Park Place and Somerset Street; see Figure 2-1).

The overburden deposits are underlain by the Passaic Formation, which is a reddish-brown siltstone of Jurassic age (Figure 2-2). The upper surface of the bedrock is generally weathered and soft, and becomes more competent with depth. Bedrock surface topography generally slopes to the southeast perpendicular to the First Watchung Mountain. The highest bedrock elevation is approximately 171 feet above msl at well MW-3D and the lowest is approximately 45 feet above msl at well cluster MW-545.

2.2 HYDROGEOLOGY

Groundwater at the Site occurs within the bedrock, and locally within the overburden. As presented in previous reports, groundwater beneath the Site has been conceptually divided into three vertical zones to facilitate hydrogeologic analysis:

- Shallow zone – overburden and shallow bedrock groundwater from the groundwater table to approximately 50 feet above msl;
- Intermediate zone – bedrock groundwater from approximately 50 feet above msl to approximately 50 feet below msl; and,
- Deep zone – bedrock groundwater below 50 feet below msl.

The migration of dissolved VOCs within the bedrock is influenced by both bedrock structure and local groundwater discharge areas, particularly Crab Brook (Figures 2-3 through 2-5). Potentiometric surface maps of the shallow, intermediate, and deep zones of the bedrock aquifer are shown in Figures 2-6 through 2-8. As shown on the figures, the groundwater in the bedrock enters the Site from upgradient to the northeast, moves across the Site to the southwest (roughly parallel to the bedding strike direction of regional bedrock), and then trends in a more southerly direction toward Crab Brook. At monitoring well cluster MW-549 (located at the Site), the depth to groundwater is approximately 55 feet below ground surface (bgs). At monitoring well cluster MW-550 (located near the Regency Village both topographically and hydrogeologically downgradient of the Site), the depth to groundwater is approximately 20 feet bgs. While no monitoring wells are present at Avalon Watchung, the depth to groundwater beneath the apartment complex is expected to be between 20 and 55 feet bgs. Based on the September 2014 groundwater elevation data, the average horizontal hydraulic gradient in the shallow zone across the Site is approximately 0.010 feet per foot (ft/ft), steepening slightly downgradient and southwest of the Site to approximately 0.018 ft/ft. Based on water level measurements at the well clusters, the vertical hydraulic gradient is generally downward across the Site, with some upward gradients in well clusters located immediately south of Crab Brook (MW-504 and MW-505) and in well clusters located southwest of the Site near Stony Brook (PZ-524 and MW-545).

2.3 TCE DISTRIBUTION IN GROUNDWATER

The results of previous investigations at the site indicate that TCE is the primary chemical of concern (COC) in groundwater. A vertical cross section of TCE concentrations in the direction of groundwater flow along the plume centerline is presented in Figure 2-2. The distribution of TCE in the shallow, intermediate, and deep zones at the Site based on the March 2014 groundwater sampling data is shown in Figures 2-3 through 2-5. TCE concentrations are highest in the intermediate zone at MW-549I (330 micrograms per liter [µg/L]), which is located near the former source area, with decreasing concentrations further downgradient. As discussed in the 2013 Remedial Action Progress Report (RAPR; Tetra Tech, 2014), time series plots indicate that TCE concentrations in groundwater beneath the Site have decreased significantly over time.

2.4 TCE FATE AND TRANSPORT MECHANISMS

Physical and chemical processes that may affect the fate and transport of dissolved TCE in study area groundwater include advection, hydrodynamic dispersion, molecular diffusion, adsorption, and degradation. These processes change the mass and distribution of dissolved constituents in groundwater, as described below:

- Advection is the migration of dissolved COC in moving groundwater. Advection is typically the dominant factor in transporting dissolved COC. Changes in the groundwater flow patterns over time can also impart "advective dispersion," because contaminant plumes can appear to have dispersed laterally and/or vertically, although the dominant factor was actually a significant change in flow direction.

- Hydrodynamic dispersion is a physical process whereby dissolved constituents spread at the pore-scale level, leading to larger-scale macroscopic spreading, both horizontally and vertically away from the center of the plume mass. As noted above, "advective dispersion" is often the dominant dispersive phenomenon at larger scales.

- Molecular diffusion is a physical process whereby molecules move from an area of higher concentration to an area of lower concentration, and the rate of diffusion is typically dwarfed by advective and dispersive forces. However, molecular diffusion is

often a significant factor in the transfer of COC mass between the bedrock matrix and more heavily fractured zones. Molecular diffusion is also important in low-permeability geologic formations with very slow advective movement, and correspondingly slow dispersive forces.

- Adsorption is a chemical process whereby dissolved chemicals react with the surfaces of solids. Several laboratory studies have shown that the mass of organic constituents adsorbed to soils is proportional to the amount of organic carbon in the soils. Field studies indicate that adsorption is the primary reason organic-compound plumes migrate at a slower rate than groundwater; a retardation factor was therefore applied to the model to account for the reduced migration rate. Given that plume transport is primarily within the weathered bedrock and fractures, adsorption to organic carbon is not expected to be an important transport process at this Site.

- Degradation processes are biological and chemical processes that decrease the mass of dissolved constituents. These processes include the effects of biodegradation, photolysis, oxidation-reduction, and hydrolysis. They are generally grouped into either biologic or abiotic (chemical) degradation processes. In aerobic zones, TCE can be degraded both abiotically and by biodegradation through cometabolism. In anaerobic zones, sequential degradation includes transformation of parent compounds (e.g., TCE) into its degradation products (cis-1,2-dichloroethene [cis-1,2-DCE], vinyl chloride [VC], and ethene). The historical detections of cis-1,2-DCE and VC indicate that some anaerobic degradation has occurred. The low concentrations of cis-1,2-DCE and VC at the site indicates that these chemicals are degraded relatively rapidly or that TCE is degraded primarily through abiotic and/or cometabolic degradation mechanisms at the Site.

3.0 NUMERICAL FLOW MODEL

Developing a numerical groundwater flow model entails transforming the conceptual model into a mathematical form. Fundamental components of the numerical groundwater flow modeling process conducted before model calibration include selection of an appropriate mathematical-solution basis, or code, development of a three-dimensional model grid, assignment of representative initial and boundary conditions for calibration and predictive-simulation purposes, and characterization of hydraulic properties (ASTM Standard D5979-96).

3.1 CODE SELECTION

The groundwater flow model was developed using MODFLOW 2000, a well-documented, widely used and accepted code developed by the U.S. Geological Survey (USGS) (McDonald and Harbaugh, 1988; Harbaugh et al., 2000).

3.2 MODEL GRID AND LAYERING

Tetra Tech specified the boundaries of the model grid to coincide with natural hydrogeologic boundaries, if possible, and at sufficient distance from the Site to minimize the influence of the model boundaries on the simulation results. The domain for this model is shown in Figure 3-1. The model domain is subdivided into a finite difference grid of 437 columns and 369 rows covering 77,000 feet (approximately 14.58 miles) by 56,000 feet (approximately 10.61 miles), respectively. The grid has its origin (southwestern corner) at 480000 E, 627000 N, NAD 1983 coordinate system. The model grid spacing varies from 50 feet in the area of interest to 609 feet at the outer regions of the model domain. The model boundary conditions are shown in Figure 3-1.

The site-specific model uses 10 layers to represent the groundwater system beneath the Site as shown in Figure 3-2. The base of the model is a no-flow boundary. The top and bottom elevations of each model layer are defined based both on regional trends of the geologic units and site-specific boring logs. The model layering information and hydraulic properties are summarized in Table 3-1.

3.3 BOUNDARY CONDITIONS

The model boundary conditions were defined in accordance with guidelines in ASTM D5609-94 and were chosen to represent hydrogeologic features in the model domain. Boundary conditions simulated in Layer 1 include net recharge, river leakage, general head boundary, and zero flux (no flow), as shown in Figure 3-1. The primary source of water into/from the model is from precipitation-derived recharge and evapotranspiration. The principal surface water drainages (including Crab Brook, Green Brook, Stony Brook, and Robinson Branch) are simulated using river-boundary-conditions cells. River cell conductance was calculated as the product of the length and width of the river reach in each river cell, multiplied by the hydraulic conductivity of the river bed and divided by the thickness of the river bed. The length of the river bed is generally the length of the grid cell because the river crosses the entire cell. The thickness of the river bed was assumed to be 1 foot. The hydraulic conductivity of the river bed was assigned 1 foot/day initially, and the values are adjusted during the calibration process to obtain values that are consistent with observed hydraulic heads. Passaic River, Bound Brook, Rahway River, and Raritan River are simulated as general head boundaries. The heads at the general head boundaries are estimated based on the surface water level data from USGS water data for New Jersey. The lateral edges of the model grid were placed sufficiently far from the remediation site so that any groundwater pumping or injection would not affect groundwater conditions at the edges of the grid. Recharge and river boundaries are only applied to Layer 1. The general head boundary and no-flow boundary specifications in model Layers 2 -10 are the same as for model Layer 1. Also, the bottom of Layer 10 is a no-flow boundary to represent the lower permeability of the more competent bedrock in this zone.

3.4 HYDRAULIC PROPERTIES

For groundwater flow modeling, the hydraulic properties to be specified include horizontal and vertical hydraulic conductivity, and storage coefficients (including specific yield for simulation of water table [unconfined] conditions and specific storativity for simulating confined situations). In steady-state simulations, changes in storage are not simulated, and thus the storage coefficients are needed only in transient simulations. Various sources of site information guided the characterization of hydraulic properties. These include geologic logs, packer testing, and a 48-hour pumping test at the Site.

Initial values of hydraulic conductivity in the model were assigned primarily based on estimated hydraulic conductivity values from the RW-1 48-hour pump test (TRC, 2004). Hydraulic testing results from controlled constant rate pumping tests help to improve modeling accuracy by stressing the aquifer over a relatively wide area. The 48-hour pump test results provide the basis for estimating local values of horizontal and vertical hydraulic conductivities and storage coefficients. The initial values in the model were modified as appropriate during model calibration to match the hydraulic responses in the shallow, intermediate, and deep zones of the bedrock aquifer. The calibrated values are summarized in Table 3-1.

4.0 NUMERICAL FLOW AND TRANSPORT MODEL

4.1 FLOW MODEL

Calibration of a groundwater flow model refers to the process of adjusting model parameters to obtain a reasonable match between observed and simulated water levels. In general, model calibration is an iterative procedure that involves variation of hydraulic properties or boundary conditions to achieve the best match between observed and simulated water levels. During model calibration, the constant rate pump test data were used as the primary constraints for the calibrated values of hydraulic conductivity, based on the greater reliability of these data.

For the Site, the flow model calibration consisted of simulating approximate, steady-state conditions in the shallow, intermediate, and deep zones of the bedrock aquifer, based on water level measurements collected in March 2014. In addition, the model was applied to match transient drawdown responses during a 48-hour pumping test performed in the bedrock aquifer. The quality of the steady state calibration was assessed and quantified through statistical analysis of residuals (ASTM Standard D5981-96; Anderson and Woessner, 1992), which are the differences between the measured and simulated water levels on a well-by-well basis. The flow calibration criteria were based on the following statistical measures:

- A mean residual value near zero
- An absolute mean residual less than or equal to 10% of the observed range in water level elevations
- A standard deviation less than or equal to 20% of the observed range in water level elevations
- A random spatial distribution of the positive and negative residuals

To assist in the assessment of calibration criteria, a plot of observed versus predicted water levels was used to examine the spread of points around the ideal line of a perfect calibration.

Calibration of a groundwater flow model to a single set of field measurements (assumed to represent steady-state conditions) does not provide the foundation for obtaining a unique solution. To reduce the problem of "non-uniqueness," the model should be tested against a different set of boundary conditions or stresses, labeled "verification" (ASTM Standard D5979-96). In particular, non-uniqueness can be reduced through calibration to transient responses caused by measured groundwater flows (typically, extraction well pumping). Therefore, the groundwater flow model calibration focused on simulation of groundwater flow during the RW-1 constant-rate pump test in the bedrock aquifer.

The objective of the transient calibration was to examine the model's ability to match both observed pumping test responses over time and final drawdowns after 48 hours. Responses observed in well clusters help estimate both vertical and horizontal hydraulic conductivity values in the bedrock aquifer. This simulation has the dual advantage of verification through matching to a second hydrologic condition, while also testing the model's ability to simulate the aquifer system's transient hydraulic response to carefully measured pumping stresses, thereby helping to reduce non-uniqueness.

Calibration was conducted in sequence from initial steady-state calibration testing and adjustments for an improved match, followed by transient simulations for local area adjustments and model-domain-wide adjustments, and then re-simulation of steady-state conditions for final fine-tuning and consistency checking. In some cases, the transient and steady-state sequence of simulations was re-run to ensure full consistency and sufficient accuracy. Although the steady-state simulations are described in this report before the reporting of the transient calibration efforts, calibration was iterative between the different types of runs.

4.1.1 Steady State Flow

The March 2014 water level data set was chosen for use as model calibration targets. In calibrating the model, hydraulic conductivities of the bedrock were modified within reasonable ranges to match the observed water level data. In addition, the net recharge rate was also

adjusted during model calibration. The final distribution of hydraulic conductivity by model layer is presented in Table 3-1. Calibrated net recharge rate was estimated at 3.7 inches per year (in/yr).

Simulated and observed March 2014 groundwater levels in all 50 wells with water level measurements are presented in Table 4-1. A statistical summary of the model residuals (i.e., simulated minus observed head) for the 50 water level targets is presented in Table 4-2. The mean residual (-0.97 feet) is relatively low and near zero, indicating that positive and negative residuals cancel out with limited bias in the simulated hydraulic heads. In addition, the absolute mean residual is 2.45 feet, which is less than one tenth of the difference between the minimum and maximum water level targets (70.35 feet). An examination of the residual statistics indicates that the flow model calibration criteria were met.

Measured and simulated water levels are plotted relative to one another in Figure 4-1. The linear trend in this plot, the limited spread around the ideal best-fit line, and the favorable residual statistics indicate that the model accurately represents the Site water levels. In addition, the residuals are relatively low in each zone, and their statistical measures are below the calibration criteria. The simulated hydraulic heads for the shallow, intermediate, and deep zones of the bedrock aquifer are presented in Figures 4-2 through 4-4, respectively. The agreement of the flow model with the observed prevailing groundwater flow directions, based on field data, provides additional evidence of a high quality flow model calibration.

4.1.2 Simulation of the Pumping Test

As noted in Section 1, to remediate the groundwater plume and intercept groundwater base flow to Crab Brook, recovery well RW-1 was installed to a total depth of 150 feet bgs and the GWES was constructed. Recovery well RW-1 was installed in June 2000 on North Drive in North Plainfield. A 48-hour constant discharge pumping test was subsequently conducted using a pumping rate of 120 gpm.

For the transient pumping test simulation using MODFLOW, a geometric time-step spacing approach was applied for the 48-hour test period. This approach uses initial smaller time-step sizes to accurately simulate the larger hydraulic head changes early in the pumping test, and later

uses larger time-step sizes when hydraulic head changes are smaller. For this transient simulation, the pumping stress period was subdivided into 62 flow time-steps based on an initial time-step size of 0.43 seconds and a geometric time-step size multiplier of 1.2. The use of the small time-step sizes provided a stable, efficient, and accurate solution. Additional refinements were made to the hydraulic conductivity values for the shallow and intermediate zones to improve the match with the pumping test drawdown data.

The simulated drawdown in the shallow, intermediate, and deep zones of the bedrock aquifer at the end of the pumping test are presented in Figures 4-5 through 4-7. The observed elliptical shape of the zone of influence is consistent with both the regional strike of the bedrock fractures and the anisotropic trend observed in the drawdown data. In Table 4-3, the simulated drawdowns are compared to the observed drawdowns measured at the wells monitored during the 48-hour pumping test. The close match of simulated and observed drawdown indicates that a high quality match was achieved, providing increased confidence in the predictive capability of the model to simulate plume advection at the field scale.

4.1.3 Sensitivity Analysis

A sensitivity analysis was performed to evaluate how changes in selected model parameters affect the model. During the sensitivity analysis, one parameter at a time was varied while all other parameters were held constant. The tested model parameters were varied by 50% of the calibrated values. Results of the sensitivity analysis are shown in Table 4-4. These results were analyzed to identify the parameters that cause the greatest sensitivity when changed, and to confirm that final calibrated values fall within the range of expected values according to the ranges set during conceptual model formulation.

The results indicate that the model is most sensitive to changes in recharge rate and horizontal hydraulic conductivity values in the shallow zone of the bedrock aquifer. This is expected, because recharge is the source of all groundwater flow in the model. In addition, local groundwater flow is primarily horizontal, and horizontal hydraulic conductivity is the primary property that accurately simulates the flow field. Calibrated values for these parameters are consistent with values in the study area, as identified during the conceptual model formulation stage. In addition, no significant improvement in model calibration would be achieved by

adjusting these parameters. Thus, changes to the model are not warranted, and the model was accepted for predictive use, according to the objectives set forth at the beginning of the modeling process and the model-calibration criteria established during numerical model development.

4.2 SOLUTE-TRANSPORT MODEL

Contaminant mass fate and transport modeling was conducted using the finite difference code, MT3DMS (Zheng and Wang, 1999). MT3DMS interfaces directly with the U.S. Geological Survey finite-difference groundwater flow model MODFLOW for the head solution, and supports all the hydrologic and discretization features of MODFLOW. For the simulations presented in this report, the total-variation-diminishing (TVD) solution method is used to simulate solute transport.

4.2.1 Relevant Physical and Chemical Transport Processes

The important physical and chemical processes affecting the fate and transport of dissolved TCE in groundwater at the study area are advection, diffusion, hydrodynamic dispersion, and degradation. These processes cause changes in both the mass and distribution of dissolved constituents in groundwater. A brief review of these processes and their relative importance in the study area is provided below.

For dissolved transport, advection is defined as the movement of contaminants as a result of the dissolved contaminants being carried by moving groundwater. Given that transport is primarily in fracture zones at the field scale, advection is the dominant plume transport mechanism. Molecular diffusion causes local spreading of dissolved TCE from high to low concentration zones. Hydrodynamic dispersion is a physical process whereby dissolved constituents spread at the macroscopic scale both horizontally and vertically away from the plume center of mass. The dispersivity values (lateral, transverse, and vertical) were estimated based on model analysis and best scientific judgment. A longitudinal dispersivity value of 100 feet was assigned based on the transport scale-dependent relationship given in Xu and Eckstein (1995). The transverse and vertical dispersivities were set to 0.1 and 0.01 times the longitudinal dispersivity value, respectively, as recommended in Zheng and Bennett (1995).

Degradation processes are biological and chemical processes that transform the mass of dissolved constituents. These processes include the effects of biodegradation, photolysis, oxidation-reduction, and hydrolysis, and are generally grouped into either biologic or abiotic (chemical) degradation processes. TCE degradation was assumed to be a first order reaction. The site-specific TCE half-life was estimated to be 6.0 years based on historical plume development simulations to match approximate TCE plume conditions prior to operation of the recovery well. This site specific half-life is within the range of reported half-lives for TCE (Wiedemeier et al., 1999) at other sites across the U.S.

Input parameters for the transport simulations include retardation factor (R), effective porosity, half-life, and dispersivity. The values of these parameters used in the contaminant-mass fate and transport modeling are presented in Table 4-5.

4.2.2 Transport Model Simulation

Initial concentrations were specified for TCE at each grid point using the March 2014 groundwater analytical data. Three different concentration distributions were initialized, one each for the shallow zone (layers 1-2), intermediate zone (layers 3-6), and deep zone (layer 7-10). The primary focus was on the intermediate zone, given that this zone exhibits the highest TCE concentrations. The initial plume for TCE in the intermediate zone of the bedrock aquifer is shown in Figure 4-8. The plumes in this zone and in the shallow and deep zones of the bedrock aquifer were constructed using kriging of the March 2014 concentration data with additional non-detect data used as control points to be consistent with the observed limited the extents of the plumes.

The model predictive simulations were performed using the calibrated groundwater flow and solute transport model under the assumption of no further remedial action at the Site. The model was applied to simulate future plume concentrations over time assuming initial TCE plume concentration data in March 2014. The model was simulated forward in time for a 50 year simulation period using monthly stress periods.

The simulated future TCE concentrations for a 25-year period are presented in Figures 4-9 through 4-14. The model simulations indicate that the TCE plume dissipates over time as a

result of natural attenuation. After two years, the transport model simulations indicate that the TCE plume has a zone of higher concentrations at the former source near MW-549 and a separate zone of lower concentrations near the PZ-522 and PZ-524 well clusters. After approximately 10 years, the downgradient low concentration zone decreases to levels below 1 µg/L. The model simulations indicate that the higher concentration zone near the former source will continue to dissipate over time as a result of natural attenuation. Results of the model simulations indicate an estimated cleanup time for the intermediate zone (i.e., the zone with the highest TCE concentrations) of approximately 30 years with the MNA remedy.

One of the modeling objectives was to estimate the lateral delineation of the dissolved TCE plume, primarily near MW-1I, to assess the completeness of delineation and the protectiveness of the Classification Exception Area (CEA) boundary in this area. The CEA is a groundwater institutional control that is established when one or more constituent standards (i.e., NJDEP Groundwater Quality Standards) are not met in a localized area. In the approved Groundwater Remedial Action Permit, NJDEP indicated acceptance of the current CEA boundaries established for the Site. The CEA is shown in Figure 4-15.

The modeling results indicate that the lateral extent of TCE near MW-1I is within the existing CEA boundaries. Groundwater analytical results from the March and September 2014 sampling events indicate elevated TCE concentrations in monitoring well MW-1I (120 µg/L and 82 µg/L, respectively). This well is located hydraulically sidegradient and northwest of well MW-549I and is structurally down-dip of the former source area. The model results indicate that the farthest lateral extent of the 1 µg/L TCE isoconcentration line is approximately 375 feet northwest of MW-1I (Figure 4-9), which is within the current CEA boundary (Figure 4-15); therefore, TCE concentrations in groundwater are delineated to the northwest and the current CEA boundary in this area remains appropriate for the Site. Based on the model simulations, it is anticipated that the elevated TCE concentrations near MW-1I will continue to dissipate over time as a result of natural attenuation.

5.0 SUMMARY AND CONCLUSIONS

This report describes groundwater flow and solute transport modeling of dissolved TCE in groundwater in the bedrock aquifer beneath the former LEC site in the Boroughs of Watchung and North Plainfield, Somerset County, New Jersey. As a result of mass removal by pump-and-treat methods from July 2003 to May 2011 and natural attenuation, TCE concentrations have reduced significantly over time. MNA is currently being applied to monitor the continued reduction of residual TCE mass in groundwater over time at the Site. Based on the conceptual site model, groundwater in the bedrock enters the Site from upgradient to the northeast, moves across the Site to the southwest (roughly parallel to the bedding strike direction of regional bedrock), and then trends in a more southerly direction toward Crab Brook. The migration of dissolved TCE in the bedrock aquifer is influenced by both bedrock structure and local groundwater discharge areas, particularly Crab Brook. The observed decreases of TCE over time are likely caused by natural attenuation mechanisms including recharge dilution, hydrodynamic dispersion, and both abiotic and biotic degradation.

A three-dimensional groundwater flow and solute transport model was applied to simulate both groundwater flow and dissolved TCE plume transport at the site. The objectives of this modeling effort were to: (1) improve understanding of the fate and transport of dissolved TCE in Site groundwater; (2) estimate the lateral delineation of the dissolved TCE plume; (3) examine the simulated future TCE plume extent and the ability of the monitoring network to monitor plume reduction over time; and, (4) estimate the cleanup timeframe of TCE concentrations in groundwater as part of a MNA remedy at the Site.

A steady-state groundwater flow model calibration was performed to match measured water level data in March 2014 using the groundwater flow model MODFLOW. The model was calibrated to 50 target wells in the shallow, intermediate, and deep zones of the bedrock aquifer. The model was also calibrated to observed drawdown data from a 48-hour constant rate (120 gpm) pumping test at the Site. The agreement of the flow model with both observed water levels, hydraulic head gradients, and the observed distribution of dissolved TCE tracer in groundwater at the Site provides additional evidence of a high quality flow model calibration.

Predictive simulations were performed using the calibrated steady-state groundwater flow field. In order to examine the future performance of MNA at the Site, a forward-in-time simulation was performed. Using measured TCE concentrations (March 2014) in monitoring wells to represent the initial TCE concentration distribution in the intermediate zone of the bedrock aquifer, the future TCE concentrations were then simulated over time to examine the future plume extent, concentration levels, and the time to reach cleanup standards. Model simulations indicate that the TCE plume will continue to dissipate with local concentrations continuing to decrease over time at the Site as a result of natural attenuation. Based on the simulated spatial extent of TCE in groundwater over time, the results of the transport model simulation also indicate that the existing monitoring network can monitor future TCE concentrations as the TCE plume mass and extent decrease over time. Results of the model simulation indicate an estimated cleanup time of approximately 30 years for the MNA remedy at the Site.

The model results also indicate that the farthest lateral extent of the 1 µg/L TCE isoconcentration line is approximately 375 feet northwest of MW-1I, which is within the current CEA boundary; therefore, TCE concentrations in groundwater are delineated to the northwest and the current CEA boundary in this area remains appropriate for the Site. Based on the model simulations, it is anticipated that the elevated TCE concentrations near MW-1I will continue to dissipate over time as a result of natural attenuation.

6.0 REFERENCES

Anderson, M. P. and W.W. Woessner, 1992. *Applied Groundwater Modeling: Simulation of Flow and Advective Transport*. San Diego: Academic Press, 381 p.

ASTM (American Society of Testing and Materials). Standard D5979-96 (2008): Standard Guide for Conceptualization and Characterization of Groundwater Systems

ASTM (American Society of Testing and Materials). Standard D5609-94: Standard Guide for Defining Boundary Conditions in Groundwater Flow Modeling.

ASTM (American Society of Testing and Materials). Standard D5981-96: Standard Guide for Calibrating a Groundwater Flow Model Application.

Harbaugh, A.W., Banta, E.R., Hill, M.C., and McDonald, M.G., 2000. MODFLOW-2000, The U.S. Geological Survey Modular Ground-Water Model - User guide to modularization concepts and the ground-water flow process. U.S. Geological Survey Open-File Report 00-92, 121 p.

McDonald, M.G., and A.W. Harbaugh, 1988. A Modular Three-Dimensional Finite Difference Groundwater Flow Model, U.S. Geological Survey TWRI, Book 6, Chapter A1.

Tetra Tech, Inc., 2014. 2013 Remedial Action Progress Report, Former Lockheed Electronics Company Site, Boroughs of Watchung and North Plainfield, Somerset County, New Jersey. July 9, 2014.

TRC Companies, Inc. (TRC), 2004. Remedial Investigation Addendum Report, Former Lockheed Electronics Company Site, 1501 Route 22 West, Watchung, New Jersey, ISRA Case No. 90038. June 2004.

Wiedemeier, T.H., H.S. Rifai, C.J. Newell, and J.W. Wilson, 1999. Natural attenuation of fuels and chlorinated solvents, John Wiley & Sons, New York.

Xu, M. and Y. Eckstein, 1995. Use of Weighted Least-Squares Method in Evaluation of the Relationship Between Dispersivity and Field-scale, Ground Water, v. 33, No. 6, pp. 186-194.

Zheng, C. and G. D. Bennett, 1995. Applied Contaminant Transport Modeling Theory and Practice, van Nostrand Reinhold, 440 p.

Zheng, C. and P.P. Wang, 1999. MT3DMS: A modular three-dimensional multispecies model for simulation of advection, dispersion and chemical reactions of contaminants in groundwater systems; Documentation and User's Guide, Contract Report SERDP-99-1, U.S. Army Engineer Research and Development Center, Vicksburg, MS.

TABLES

Table 3-1

Summary of Groundwater Flow Model Parameter Values

Former Lockheed Electronics Corporation Site

Boroughs of Watchung & North Plainfield, Somerset County, NJ

Unit	Layer	Horizontal Hydraulic Conductivity K_h (ft/day)	Vertical Hydraulic Conductivity K_z (ft/day)	Specific Yield S_y	Storage Coefficient S
Shallow Zone	1	0.75-200	0.075-20	0.1	1.0E-05
	2				
Intermediate Zone	3	0.75-200	0.075-20	NA	1.0E-05
	4				
	5				
	6				
Deep Zone	7	0.75-7.5	0.075-0.75	NA	1.0E-05
	8				
	9				
	10				

Note: The net recharge rate for unpaved area is 0.000835 ft/day (3.7 in/yr).

NA = Not Applicable; specific yield values only apply to water table aquifer conditions.

Table 4-1

March 2014 Measured Groundwater Elevations and Vertical Hydraulic Gradients vs. Simulated Values in the Calibrated Flow Model

Former LEC Site - Boroughs of Watchung & North Plainfield, Somerset County, NJ

Well Name	X	Y	Aquifer Unit	Observed WL	Computed WL	Residual	Observed Vertical Head Difference	Computed Vertical Head Difference
MW-1S	512190.9	657365.2	S	123.15	124.09	-0.94		
MW-1I	512196.0	657378.7	D	121.51	122.79	-1.28	1.64	1.30
MW-2I	511521.0	652045.9	I	80.29	81.90	-1.61		
MW-2D	511512.6	652051.5	D	79.33	82.16	-2.83	0.96	-0.27
MW-3D	509574.8	655328.3	D	100.68	101.17	-0.49	NA	NA
MW-501S	512860.2	656506.4	S	115.22	114.55	0.67		
MW-501I	512854.7	656501.0	I	111	113.39	-2.39	4.22	1.16
MW-502S	511534.9	655161.4	S	101.93	103.82	-1.89		
MW-502I	511526.6	655156.2	I	101.01	103.70	-2.69	0.92	0.12
MW-503S	512198.2	655771.1	S	105.08	105.78	-0.70		
MW-503I	512193.8	655767.5	I	105.11	107.74	-2.63	-0.03	-1.96
MW-504S	512708.5	655895.9	S	106.95	106.88	0.07		
MW-504I	512697.7	655884.4	I	107.96	109.23	-1.27	-1.01	-2.35
MW-505S	512065.2	655209.6	S	102.34	103.01	-0.67		
MW-505I	512058.9	655208.8	I	103.69	105.59	-1.90	-1.35	-2.58
MW-506S	511077.4	655367.0	S	114.12	107.65	6.47		
MW-506I	511087.4	655359.2	I	101.38	103.49	-2.11	12.74	4.16
MW-507S	511510.8	656473.0	S	125.61	121.69	3.92		
MW-507I	511508.5	656469.3	I	121.17	119.91	1.26	4.44	1.78
MW-508S	512091.9	657085.2	S	127.64	123.83	3.81		
MW-508D	512088.9	657080.9	D	120.51	120.87	-0.36	7.13	2.96
MW-531S	514941.5	658626.0	S	128.36	125.00	3.36		
MW-531I	514928.4	658633.0	I	125.48	124.39	1.09	2.88	0.61
MW-532S	514250.9	659212.4	S	132.04	128.14	3.90		
MW-532D	514241.0	659220.0	D	129.8	127.62	2.18	2.24	0.53
MW-544S	507241.9	651169.0	S	82.58	77.31	5.27		
MW-544I	507255.4	651158.4	I	76.93	77.32	-0.39	5.65	-0.01
MW-544D	507229.0	651197.2	D	73.96	77.94	-3.98	2.97	-0.62

Table 4-1

March 2014 Measured Groundwater Elevations and Vertical Hydraulic Gradients vs. Simulated Values in the Calibrated Flow Model

Former LEC Site - Boroughs of Watchung & North Plainfield, Somerset County, NJ

Well Name	X	Y	Aquifer Unit	Observed WL	Computed WL	Residual	Observed Vertical Head Difference	Computed Vertical Head Difference
MW-545S	509635.0	650453.3	S	70.89	70.72	0.17		
MW-545I	509630.5	650458.0	I	65.66	70.80	-5.14	5.23	-0.08
MW-545D	509623.6	650464.6	D	66.08	71.38	-5.30	-0.42	-0.58
MW-546S	509995.8	654324.1	S	98.91	95.96	2.95		
MW-546I	510003.4	654318.8	I	96.21	94.57	1.64	2.70	1.40
MW-546D	510010.5	654312.3	D	87.86	94.90	-7.04	8.35	-0.33
MW-547S	510780.0	653978.0	S	94.62	94.71	-0.09		
MW-547I	510772.2	653965.7	I	93.51	96.35	-2.84	1.11	-1.64
MW-547D	510764.2	653955.8	D	92.24	95.09	-2.85	1.27	1.26
MW-549S	512701.7	657290.9	S	124.24	124.99	-0.75		
MW-549I	512704.6	657286.5	I	122.43	122.34	0.09	1.81	2.64
MW-550S	512242.1	656368.8	S	111.83	112.85	-1.02		
MW-550I	512241.8	656376.2	I	110.93	112.28	-1.35	0.90	0.57
PZ-521S	510825.4	654317.2	S	96.45	96.32	0.13		
PZ-521I	510820.9	654320.3	I	94.35	98.22	-3.87	2.10	-1.90
PZ-522S	509890.9	653048.1	S	85.82	85.80	0.02		
PZ-522I	509892.8	653041.2	I	82.61	87.89	-5.28	3.21	-2.09
PZ-522D	509897.0	653044.4	D	81.43	87.73	-6.30	1.18	0.16
PZ-523I	508911.4	652552.1	I	81.27	83.87	-2.60	NA	NA
PZ-524S	508822.7	650442.4	S	62.63	65.13	-2.50		
PZ-524I	508818.6	650446.0	I	61.69	66.08	-4.39	0.94	-0.95
PZ-524D	508808.3	650463.1	D	63.05	69.13	-6.08	-1.36	-3.05

Note:

1) Residual = Observed Water Level- Simulated Water Level.

2) Vertical Head Difference = Water level in the upper unit - Water level in the lower unit.

NA = Not Applicable

Table 4-2
Summary Statistics for Steady-State Flow Model Simulation for March 2014 Conditions
Former Lockheed Electronics Corporation Site
Boroughs of Watchung & North Plainfield, Somerset County, NJ

Model Layer	Unit	# Targets	Range of Water Levels (ft)	Residual Mean (ft)	Absolute Residual Mean (ft)	Residual Standard Deviation (ft)	Standard Deviation / Range	Absolute Residual Mean/ Range
	Entire Model	**50**	**70.35**	**-0.97**	**2.45**	**2.96**	**4.2%**	**3.5%**
1-2	Shallow Zone	20	70.35	1.11	1.96	2.55	3.6%	2.8%
3-6	Intermediate Zone	20	70.35	-1.88	2.29	1.97	2.8%	3.3%
7-10	Deep Zone	10	70.35	-3.30	3.74	3.02	4.3%	5.3%

Note: Calibration Criteria -
1) a mean residual value near zero;
2) an absolute mean residual less than 10% of the observed range in water level elevations;
3) a standard deviation less than 20% of the observed range in water level elevations;
4) a random spatial distribution of the positive and negative residuals.

Table 4-3

Comparison of Simulated and Measured Drawdown at the End of 48-Hour Pumping Test

Former Lockheed Electronics Corporation Site

Boroughs of Watchung & North Plainfield, Somerset County, NJ

Well Name	Observed Drawdown (ft)	Simulated Drawdown (ft)	Residual	Distance (ft)
MW-506A	5.05	2.78	2.27	220.74
MW-506B	0.98	2.95	-1.97	230.49
MW-502A	1.06	1.99	-0.93	269.26
MW-502B	0.98	2.27	-1.29	271.15
MW-505A	0.68	0.66	0.02	781.02
MW-505B	0.84	1.10	-0.26	813.94
MW-503A	0.81	0.50	0.31	1030.78
MW-503B	0.47	0.75	-0.28	1035.63
MW-507A	0.22	0.11	0.11	1214.95
MW-507B	0.27	0.18	0.09	1256.42
MW-547A	0.92	0.88	0.04	1359.56
MW-547B	1.25	1.03	0.22	1361.35
MW-547C	0.93	0.77	0.16	1364.05
MW-546A	0.33	0.39	-0.06	1520.69
MW-546B	0.95	0.61	0.34	1520.2
MW-546C	0.53	0.51	0.02	1519.88

Table 4-4

Summary of Flow Model Sensitivity Analysis

Former Lockheed Electronics Corporation Site

Boroughs of Watchung & North Plainfield, Somerset County, NJ

Model Parameter	Multiplier	Normalized RSS
Recharge Rate	0.5	2.23
Recharge Rate	1.5	1.94
Horizontal Hydraulic Conductivity of Shallow Zone	0.5	1.27
Horizontal Hydraulic Conductivity of Shallow Zone	1.5	1.15
Horizontal Hydraulic Conductivity of Intermediate Zone	0.5	0.98
Horizontal Hydraulic Conductivity of Intermediate Zone	1.5	1.16
Horizontal Hydraulic Conductivity of Deep Zone	0.5	0.99
Horizontal Hydraulic Conductivity of Deep Zone	1.5	1.03
Vertical Hydraulic Conductivity of Shallow Zone	0.5	1.06
Vertical Hydraulic Conductivity of Shallow Zone	1.5	1.09
Vertical Hydraulic Conductivity of Intermediate Zone	0.5	1.06
Vertical Hydraulic Conductivity of Intermediate Zone	1.5	0.99
Vertical Hydraulic Conductivity of Deep Zone	0.5	1.02
Vertical Hydraulic Conductivity of Deep Zone	1.5	1.00

Note:

Normalized RSS (residual sum of squares) is the new RSS divided by calibrated model RSS

Table 4-5

Transport Model Parameters

Former Lockheed Electronics Company

Boroughs of Watchung & North Plainfield, Somerset County, NJ

Modeling Parameters		TCE
Retardation Factor		1
Half Life (yr)		6
Dispersivity (ft)	D_L	100
	D_H	10
	D_V	1
Effective porosity		0.25

FIGURES

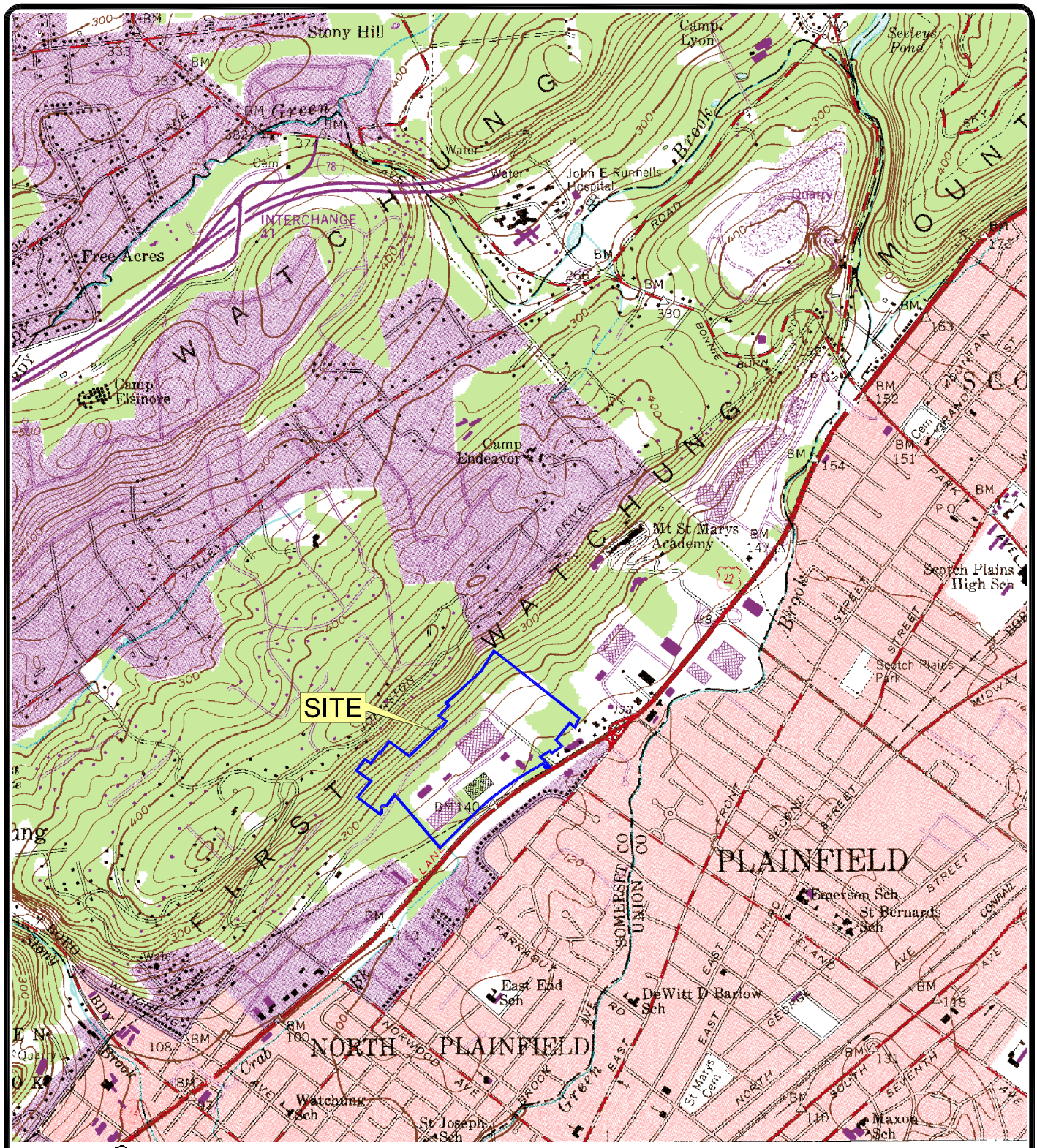

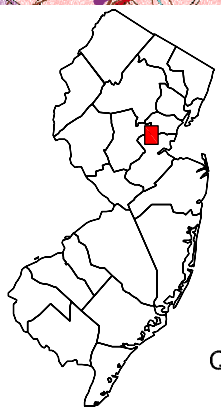

NEW JERSEY QUADRANGLE LOCATION

SOURCE:
U.S.G.S. 7.5 MINUTE QUADRANGLE
CHATHAM, NJ 1955 (PHOTOREVISED 1981)

0 2000 4000
SCALE IN FEET

TITLE:
SITE LOCATION MAP

LOCATION:
Former Lockheed Electronics Company, Inc.
Watchung, New Jersey

TETRA TECH

APPROVED	JG
DRAFTED	CP
PROJECT#	117-0507611
DATE	11-25-14

FIGURE
1-1

P:\ACAD\0507-611-LOCK\0507611003A.DWG

FORMER LEC SITE

A'

A

MW-1S,I
MW-507S,I
MW-508S,D
MW-549S,I
MW-532S,D
MW-506S,I
RW-1
MW-550S,I
MW-501S,I
MW-531S,I
MW-503S,I
MW-502S,I
SW-1
MW-504S,I
MW-505S,I
SW-2
SW-3
SW-4
PZ-521S,I
MW-547S,I,D
PZ-522S,I,D
MW-546S,I,D
MW-3D
MW-544S,I,D
PZ-523I
PZ-524S,I,D
MW-545S,I,D
MW-2,ID

STONY BROOK
INTERHAVEN AVE.
UPPER DR.
JENNINGS LN.
EAST DR.
NORTH DR.
HUDSON AVE.
ROUTE 22
CEDAR ST.
MAPLE AVE.
WALNUT ST.
CODINGTON AVE.
MOUNTAIN AVE.
GREENBROOK RD.
CRAB BROOK
BROOK
PARK PL.
FAIRVIEW AVE.
GREEN BROOK
SOMERSET ST.
WATCHUNG AVE.
GROVE ST.
WILSON AVE.
HARRISON AVE.
JEFFERSON AVE.
WESTERVELT AVE.
LEONARD
WILLARD
CORBETT
JEFFRIES
NORWOOD AVE.

LEGEND

- PROPERTY LINE
- ACTIVE MONITORING WELL OR PIEZOMETER
- MONITORING WELL INSTALLED IN FALL 2013
- RECOVERY WELL LOCATION
- SURFACE WATER MONITORING LOCATION
- CROSS-SECTION LINE

0 800 1600
SCALE IN FEET

TITLE: **SITE PLAN AND CROSS SECTION LOCATION MAP**

LOCATION: **Former Lockheed Electronics Company, Inc.
Watchung, New Jersey**

TETRA TECH

APPROVED	DB
DRAFTED	CP
PROJECT#	117-0507611
DATE	11-25-14

FIGURE 2-1

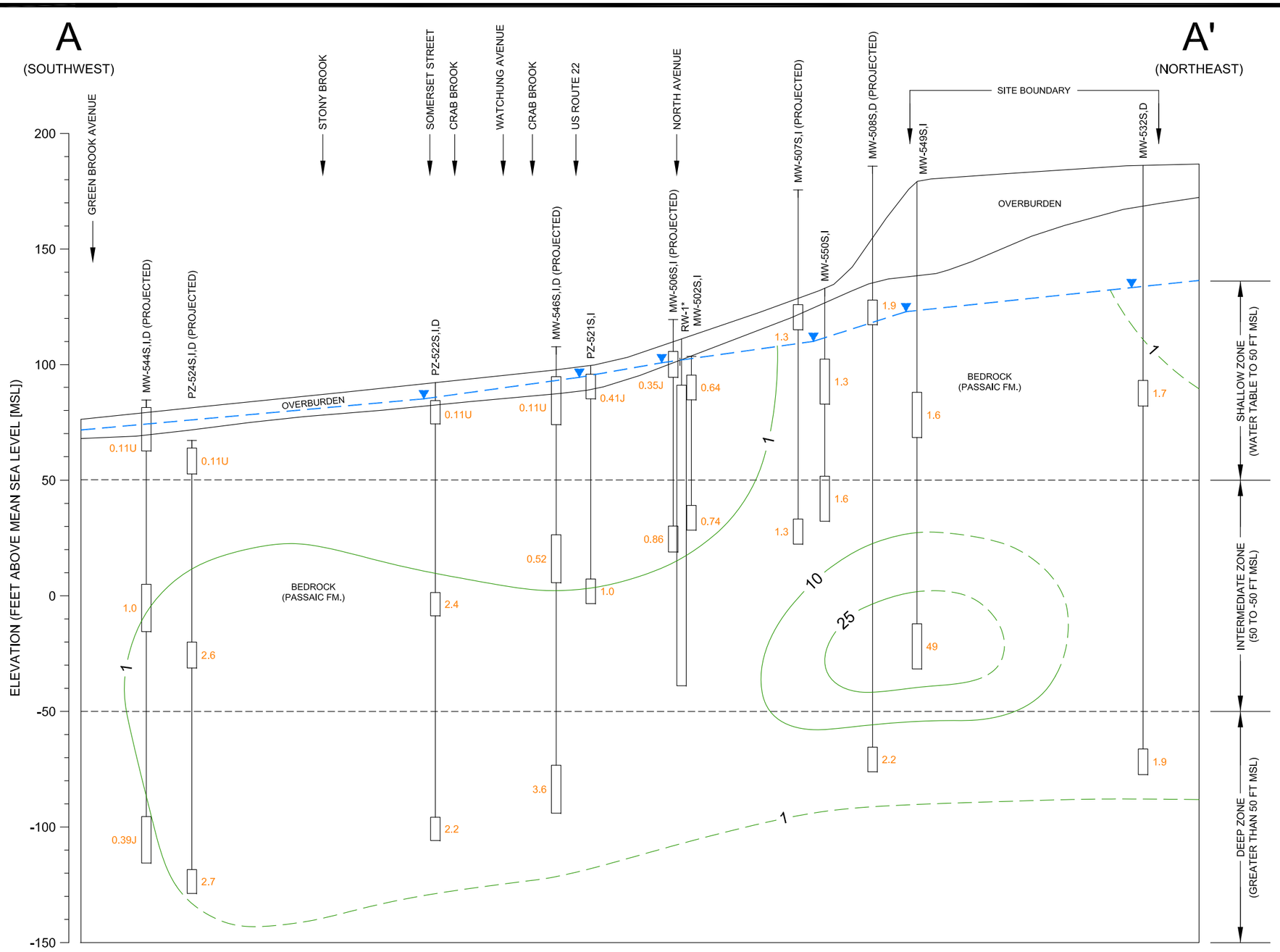

LEGEND

- WELL
- WELL GROUND SURFACE (WHERE APPLICABLE)
- RISER
- GROUNDWATER SURFACE (SEPTEMBER 2014)
- SCREEN OR OPEN HOLE
- 4.8 — MONITORING WELL SAMPLE TCE ANALYTICAL RESULT
- 25 — GROUNDWATER ISOCONCENTRATION CONTOUR SHOWING APPROXIMATE EXTENT OF TCE (ug/L)
- 25 — INFERRED GROUNDWATER ISOCONCENTRATION CONTOUR SHOWING APPROXIMATE EXTENT OF TCE (ug/L)

NOTES:

GROUND SURFACE, LOCATIONS, CONTACTS AND DEPTHS ARE APPROXIMATE.

U = NOT DETECTED.

J = ESTIMATED CONCENTRATION.

NS = NOT SAMPLED

TCE = TRICHLOROETHENE.

GROUNDWATER ANALYTICAL RESULTS ARE FROM THE SEPTEMBER 2014 SAMPLING EVENT.

* NOT USED FOR CONTOURING.

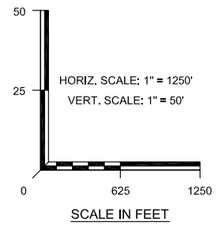

TITLE: **2013 TCE PLUME CROSS SECTION**

LOCATION: **Former Lockheed Electronics Company, Inc.
Watchung, New Jersey**

TETRA TECH

APPROVED	DB
DRAFTED	CP
PROJECT#	117-0507611
DATE	11-25-14

FIGURE 2-2

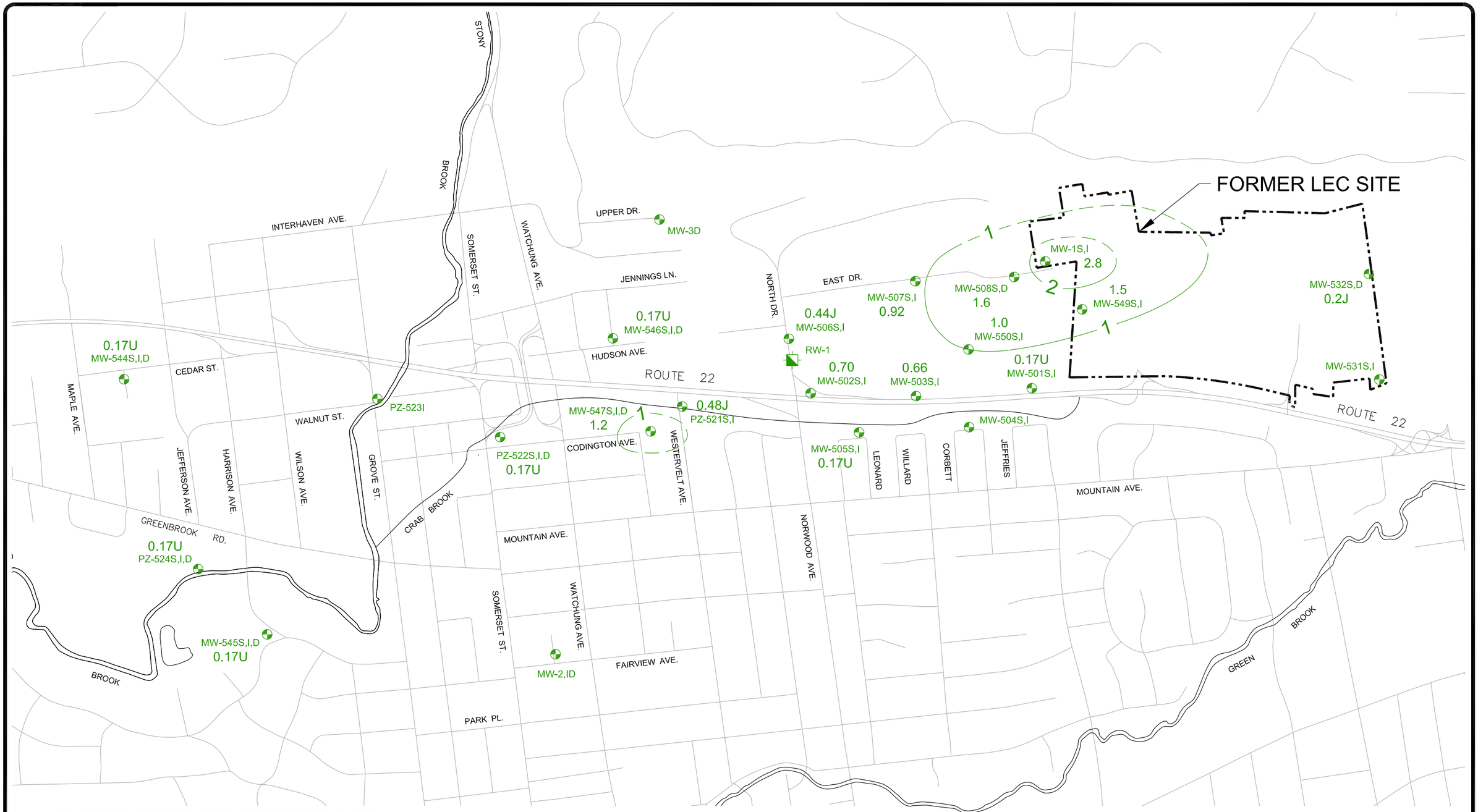

SHALLOW ZONE - OVERBURDEN AND SHALLOW BEDROCK GROUNDWATER FROM THE GROUNDWATER TABLE TO APPROXIMATELY 50 FEET ABOVE MEAN SEA LEVEL (MSL).

INTERMEDIATE ZONE - BEDROCK GROUNDWATER FROM APPROXIMATELY 50 FT ABOVE MSL TO APPROXIMATELY 50 FEET BELOW MSL.

DEEP ZONE - BEDROCK GROUNDWATER DEEPER THAN APPROXIMATELY 50 FT BELOW MSL.

NOTE: THIS FIGURE WAS DEVELOPED USING NEW JERSEY DEPARTMENT OF ENVIRONMENTAL PROTECTION GEOGRAPHIC INFORMATION SYSTEM DIGITAL DATA, BUT THIS SECONDARY PRODUCT HAS NOT BEEN VERIFIED BY NJDEP AND IS NOT STATE-AUTHORIZED.

LEGEND

- PROPERTY LINE
- ACTIVE MONITORING WELL OR PIEZOMETER
- RECOVERY WELL LOCATION
- TCE ISOCONCENTRATION CONTOUR
- TCE ISOCONCENTRATION CONTOUR (INFERRED)
- 2.8 TCE CONCENTRATION (ug/L)
- U NOT DETECTED
- J ESTIMATED CONCENTRATION

TITLE: **SHALLOW TCE ISOCONCENTRATION MAP MARCH 2014**

LOCATION: **Former Lockheed Electronics Company, Inc. Watchung, New Jersey**

TETRA TECH

APPROVED	DB
DRAFTED	CP
PROJECT#	117-0507611
DATE	11-25-14

FIGURE 2-3

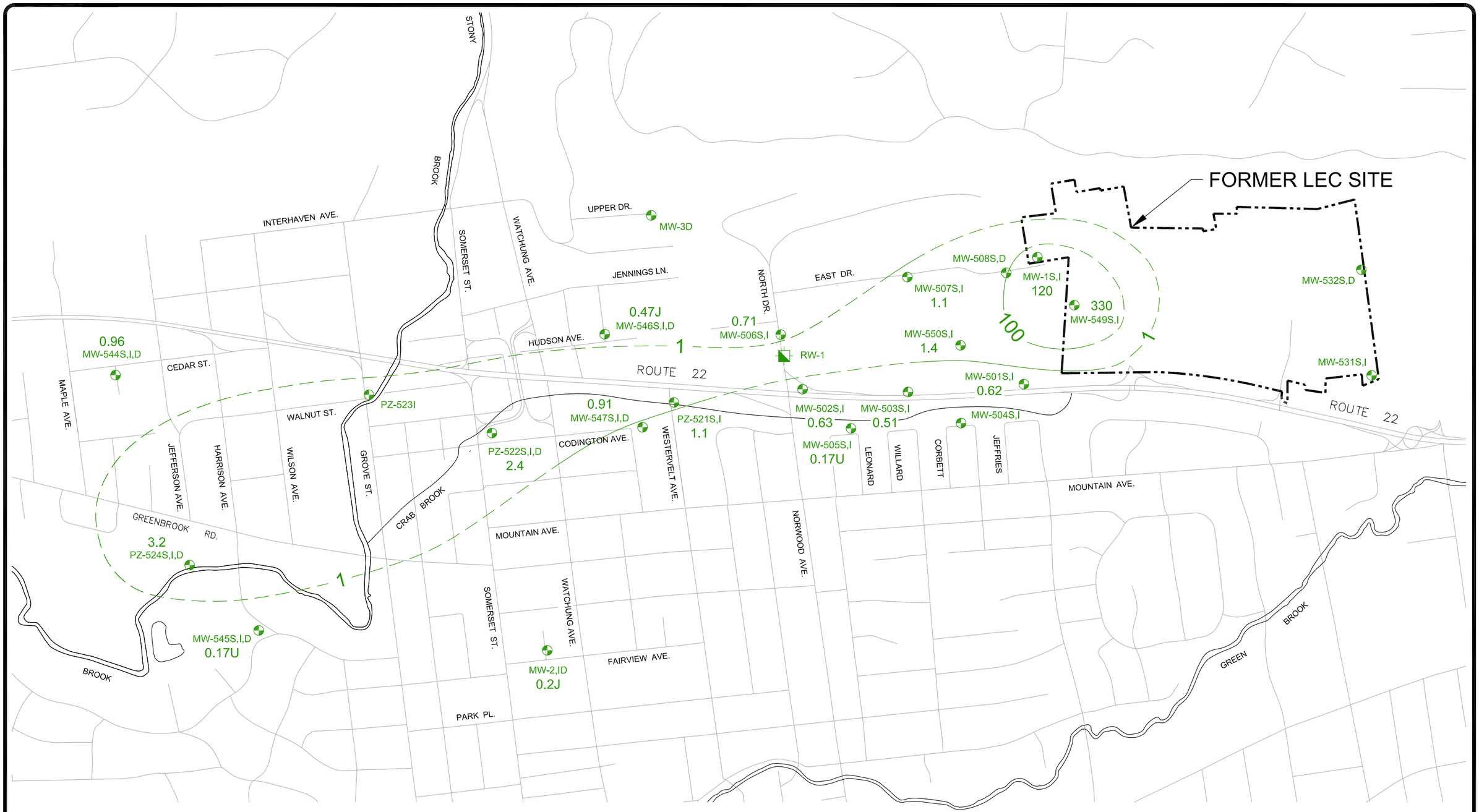

SHALLOW ZONE - OVERBURDEN AND SHALLOW BEDROCK GROUNDWATER FROM THE GROUNDWATER TABLE TO APPROXIMATELY 50 FEET ABOVE MEAN SEA LEVEL (MSL).

INTERMEDIATE ZONE - BEDROCK GROUNDWATER FROM APPROXIMATELY 50 FT ABOVE MSL TO APPROXIMATELY 50 FEET BELOW MSL.

DEEP ZONE - BEDROCK GROUNDWATER DEEPER THAN APPROXIMATELY 50 FT BELOW MSL.

NOTE: THIS FIGURE WAS DEVELOPED USING NEW JERSEY DEPARTMENT OF ENVIRONMENTAL PROTECTION GEOGRAPHIC INFORMATION SYSTEM DIGITAL DATA, BUT THIS SECONDARY PRODUCT HAS NOT BEEN VERIFIED BY NJDEP AND IS NOT STATE-AUTHORIZED.

LEGEND

- PROPERTY LINE
- ACTIVE MONITORING WELL OR PIEZOMETER
- RECOVERY WELL LOCATION
- TCE ISOCONCENTRATION CONTOUR
- TCE ISOCONCENTRATION CONTOUR (INFERRED)
- 2.4 TCE CONCENTRATION (ug/L)
- U NOT DETECTED
- J ESTIMATED CONCENTRATION

0 800 1600

SCALE IN FEET

N

TITLE: **INTERMEDIATE TCE ISOCONCENTRATION MAP MARCH 2014**

LOCATION: **Former Lockheed Electronics Company, Inc. Watchung, New Jersey**

TETRA TECH

APPROVED	DB
DRAFTED	CP
PROJECT#	117-0507611
DATE	11-25-14

FIGURE 2-4

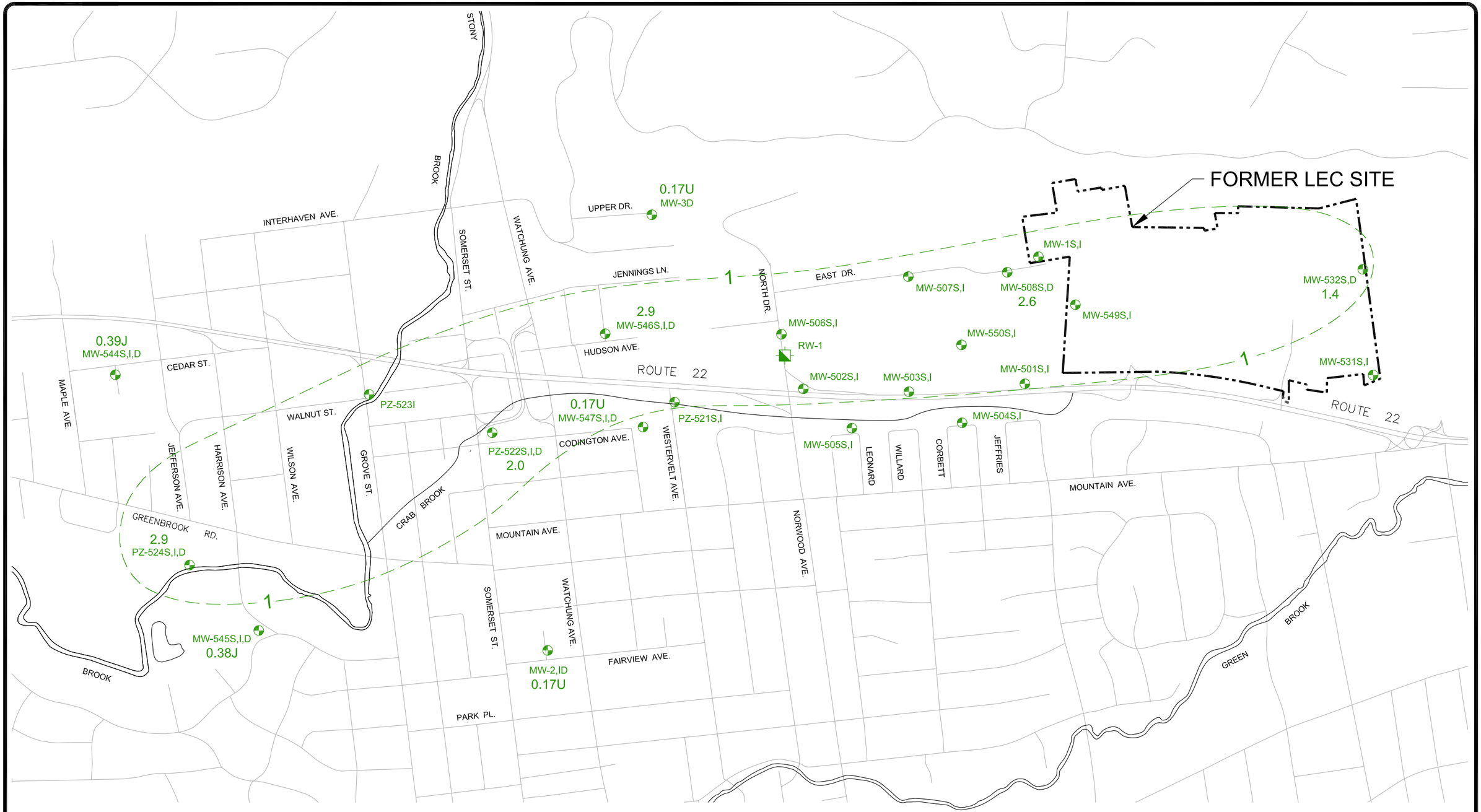

SHALLOW ZONE - OVERBURDEN AND SHALLOW BEDROCK GROUNDWATER FROM THE GROUNDWATER TABLE TO APPROXIMATELY 50 FEET ABOVE MEAN SEA LEVEL (MSL).

INTERMEDIATE ZONE - BEDROCK GROUNDWATER FROM APPROXIMATELY 50 FT ABOVE MSL TO APPROXIMATELY 50 FEET BELOW MSL.

DEEP ZONE - BEDROCK GROUNDWATER DEEPER THAN APPROXIMATELY 50 FT BELOW MSL.

NOTE: THIS FIGURE WAS DEVELOPED USING NEW JERSEY DEPARTMENT OF ENVIRONMENTAL PROTECTION GEOGRAPHIC INFORMATION SYSTEM DIGITAL DATA, BUT THIS SECONDARY PRODUCT HAS NOT BEEN VERIFIED BY NJDEP AND IS NOT STATE-AUTHORIZED.

LEGEND

- PROPERTY LINE
- ACTIVE MONITORING WELL OR PIEZOMETER
- RECOVERY WELL LOCATION
- 1 — TCE ISOCONCENTRATION CONTOUR
- 1 - - TCE ISOCONCENTRATION CONTOUR (INFERRED)
- 2.6 — TCE CONCENTRATION (ug/L)
- U — NOT DETECTED
- J — ESTIMATED CONCENTRATION

0 800 1600

SCALE IN FEET

N

TITLE: **DEEP TCE ISOCONCENTRATION MAP MARCH 2014**

LOCATION: **Former Lockheed Electronics Company, Inc. Watchung, New Jersey**

TETRA TECH

APPROVED	DB
DRAFTED	CP
PROJECT#	117-0507611
DATE	11-25-14

FIGURE 2-5

P:\ACAD\0507-611-LOCK\0507611006A.DWG

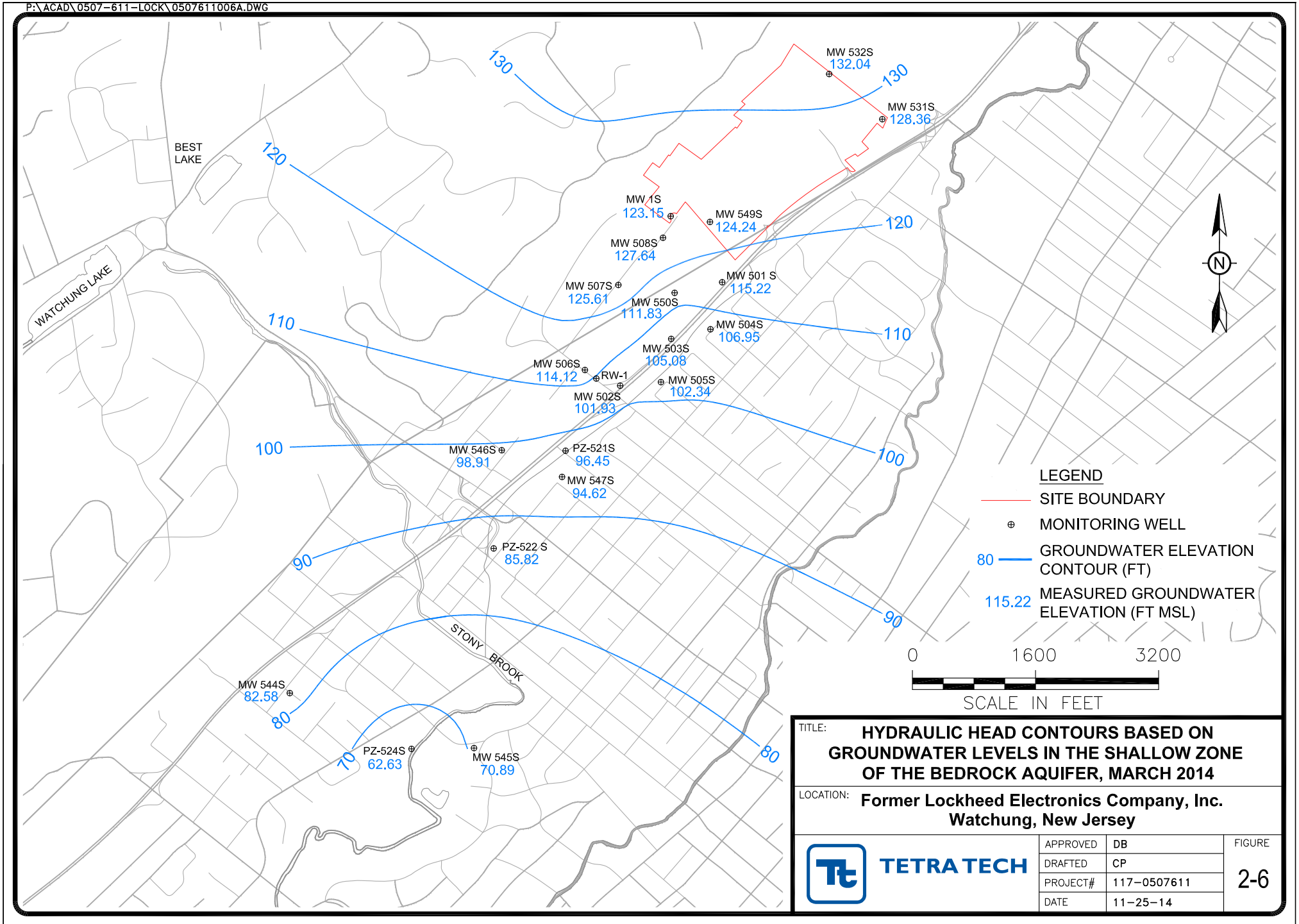

TITLE: **HYDRAULIC HEAD CONTOURS BASED ON GROUNDWATER LEVELS IN THE SHALLOW ZONE OF THE BEDROCK AQUIFER, MARCH 2014**

LOCATION: **Former Lockheed Electronics Company, Inc. Watchung, New Jersey**

TETRA TECH

APPROVED	DB
DRAFTED	CP
PROJECT#	117-0507611
DATE	11-25-14

FIGURE 2-6

P:\ACAD\0507-611-LOCK\0507611007A.DWG

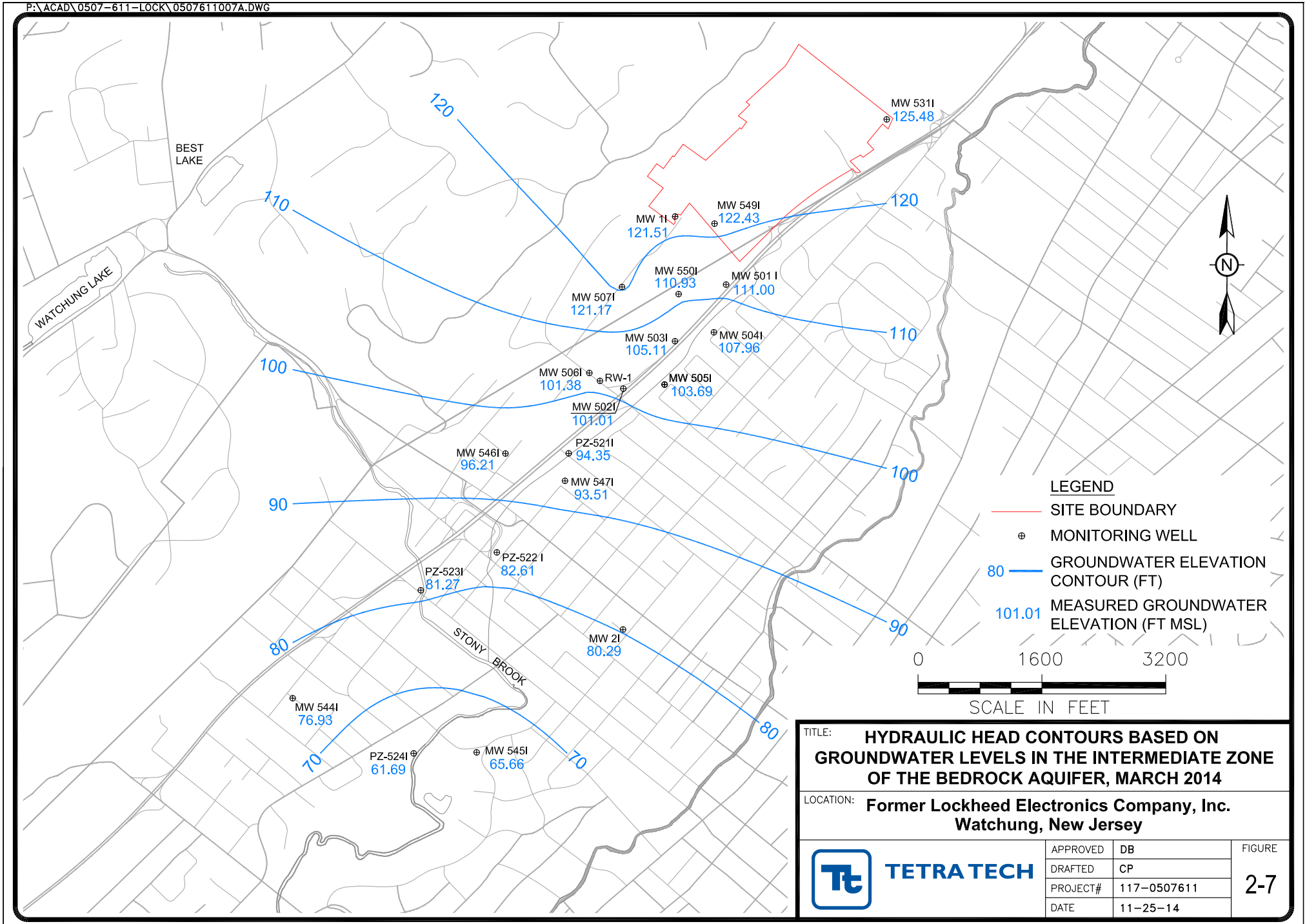

TITLE: **HYDRAULIC HEAD CONTOURS BASED ON GROUNDWATER LEVELS IN THE INTERMEDIATE ZONE OF THE BEDROCK AQUIFER, MARCH 2014**

LOCATION: **Former Lockheed Electronics Company, Inc. Watchung, New Jersey**

TETRA TECH

APPROVED	DB
DRAFTED	CP
PROJECT#	117-0507611
DATE	11-25-14

FIGURE 2-7

P:\ACAD\0507-611-LOCK\0507611008A.DWG

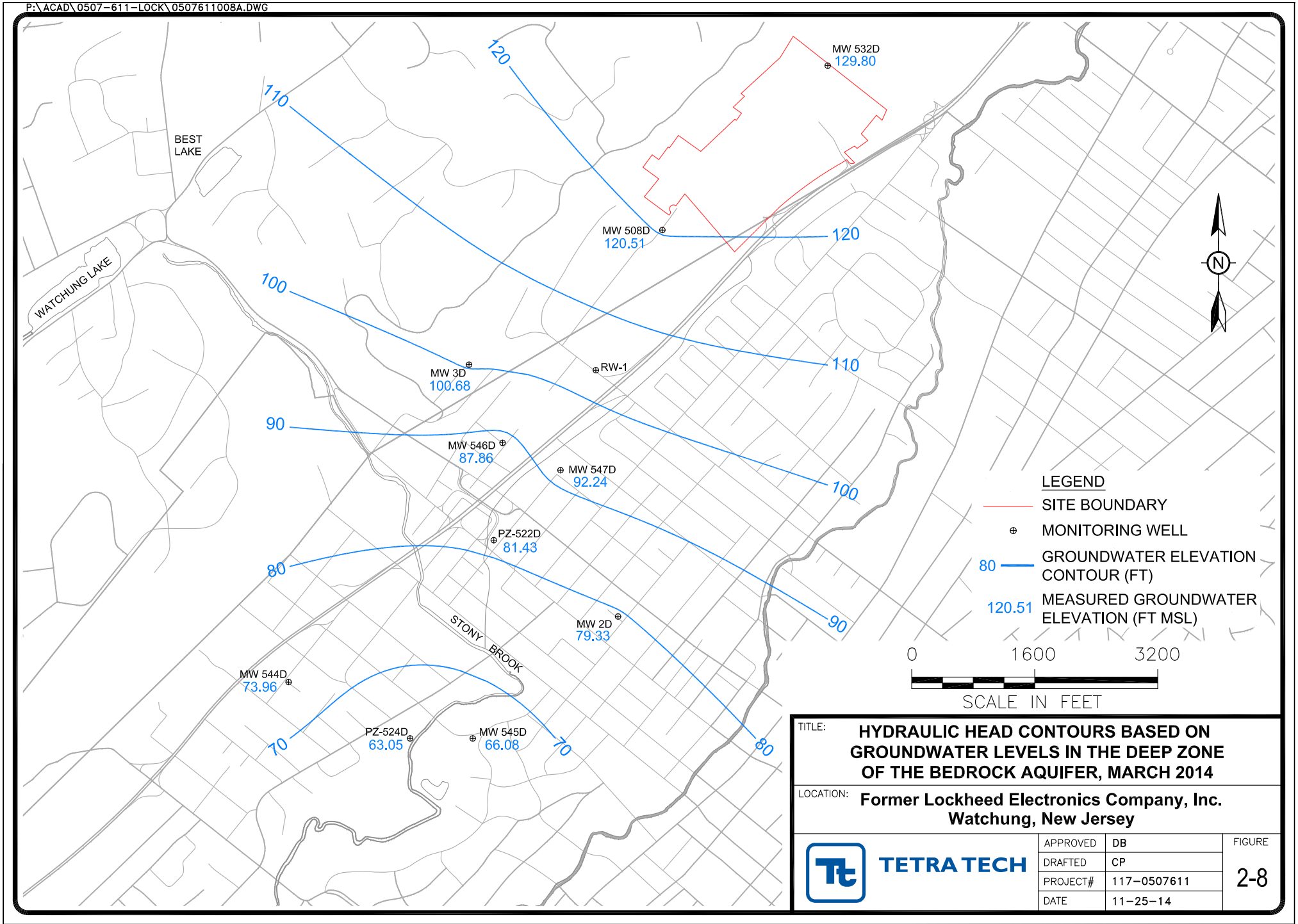

TITLE: **HYDRAULIC HEAD CONTOURS BASED ON GROUNDWATER LEVELS IN THE DEEP ZONE OF THE BEDROCK AQUIFER, MARCH 2014**

LOCATION: **Former Lockheed Electronics Company, Inc. Watchung, New Jersey**

TETRA TECH

APPROVED	DB
DRAFTED	CP
PROJECT#	117-0507611
DATE	11-25-14

FIGURE 2-8

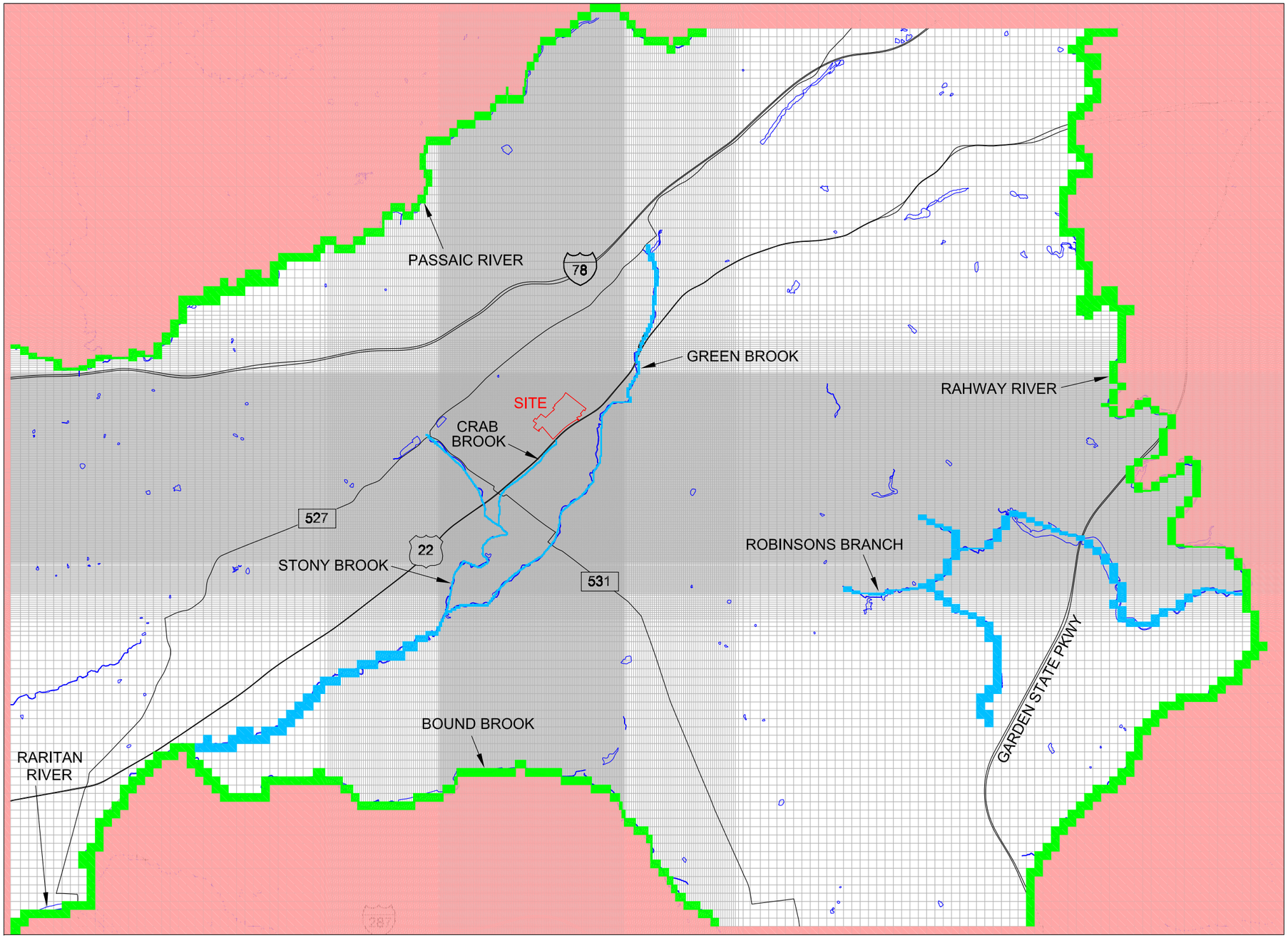

N

LEGEND

- RIVER BOUNDARY (LAYER 1)
- GENERAL HEAD BOUNDARY (LAYER 1-10)
- NO FLOW BOUNDARY (LAYER 1-10)

0 6500 13000

SCALE IN FEET

TITLE: **MODEL GRID AND BOUNDARY CONDITIONS**

LOCATION: **Former Lockheed Electronics Company, Inc. Watchung, New Jersey**

TETRA TECH

APPROVED	DB
DRAFTED	CP
PROJECT#	117-0507611
DATE	11-25-14

FIGURE 3-1

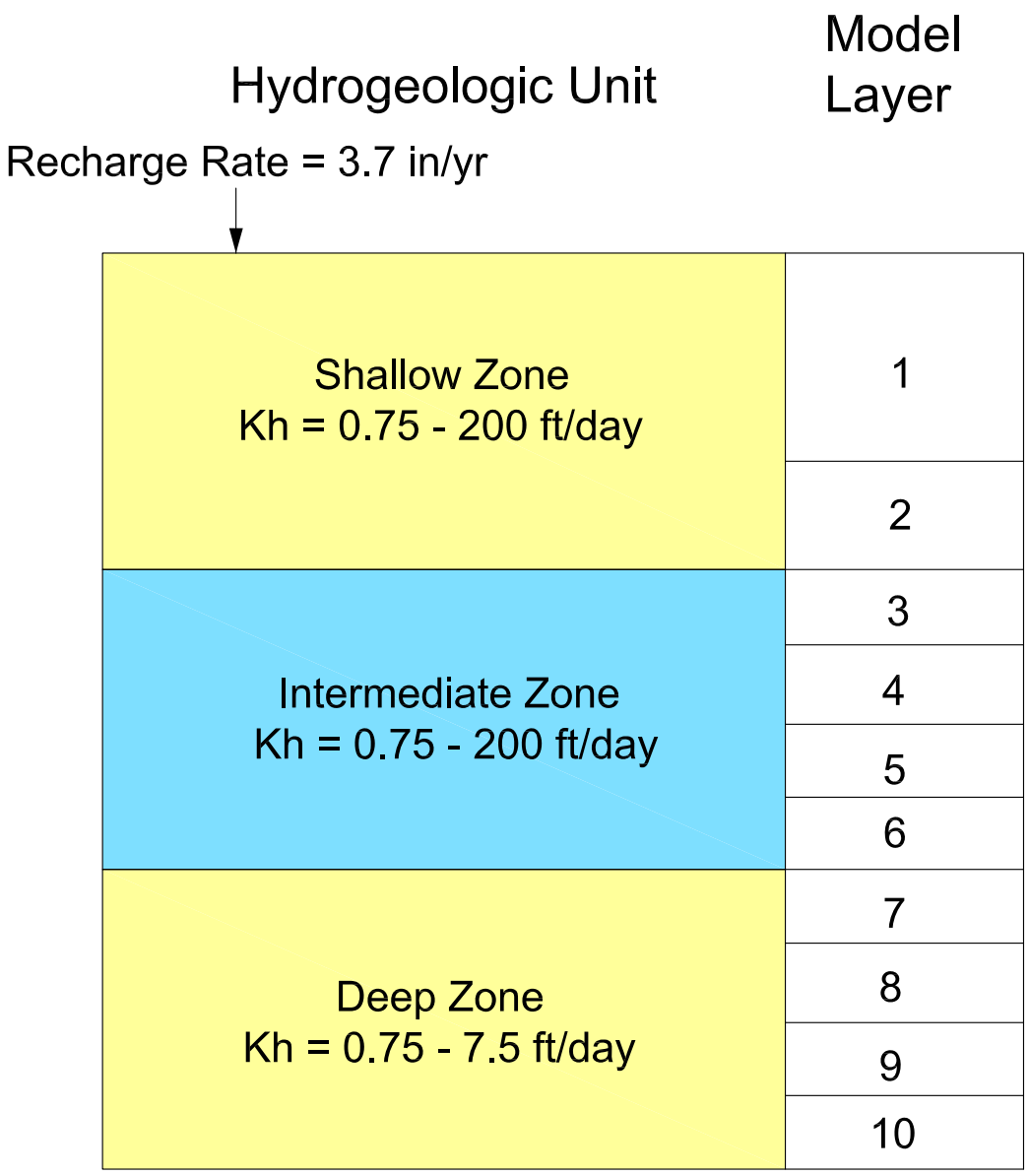

TITLE: **SUMMARY OF MODEL LAYERS**

LOCATION: **Former Lockheed Electronics Company, Inc.**
Watchung, New Jersey

TETRA TECH

APPROVED	JG
DRAFTED	CP
PROJECT#	117-0507611
DATE	11-25-14

FIGURE **3-2**

P:\ACAD\0507-611-LOCK\0507611009A.DWG

P:\ACAD\0507-611-LOCK\0507611010A.DWG

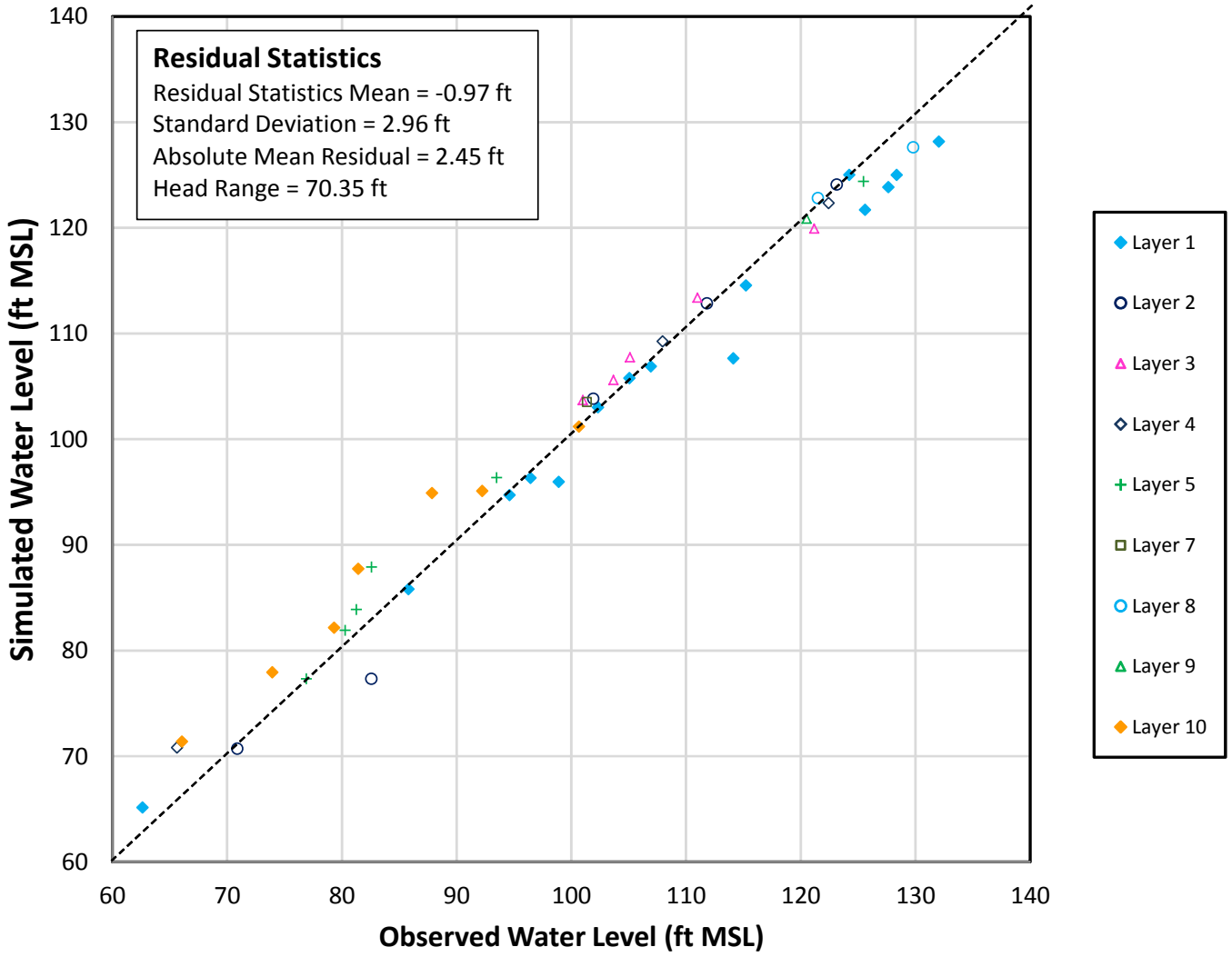

NOTE:

RESIDUAL = OBSERVED - SIMULATED HEAD

TITLE:	PLOT OF MEASURED VERSUS SIMULATED GROUNDWATER LEVELS, MARCH 2014		
LOCATION:	Former Lockheed Electronics Company, Inc. Watchung, New Jersey		
TETRA TECH	APPROVED	DB	FIGURE 4-1
	DRAFTED	CP	
	PROJECT#	117-0507611	
	DATE	11-25-14	

P:\ACAD\0507-611-LOCK\0507611011A.DWG

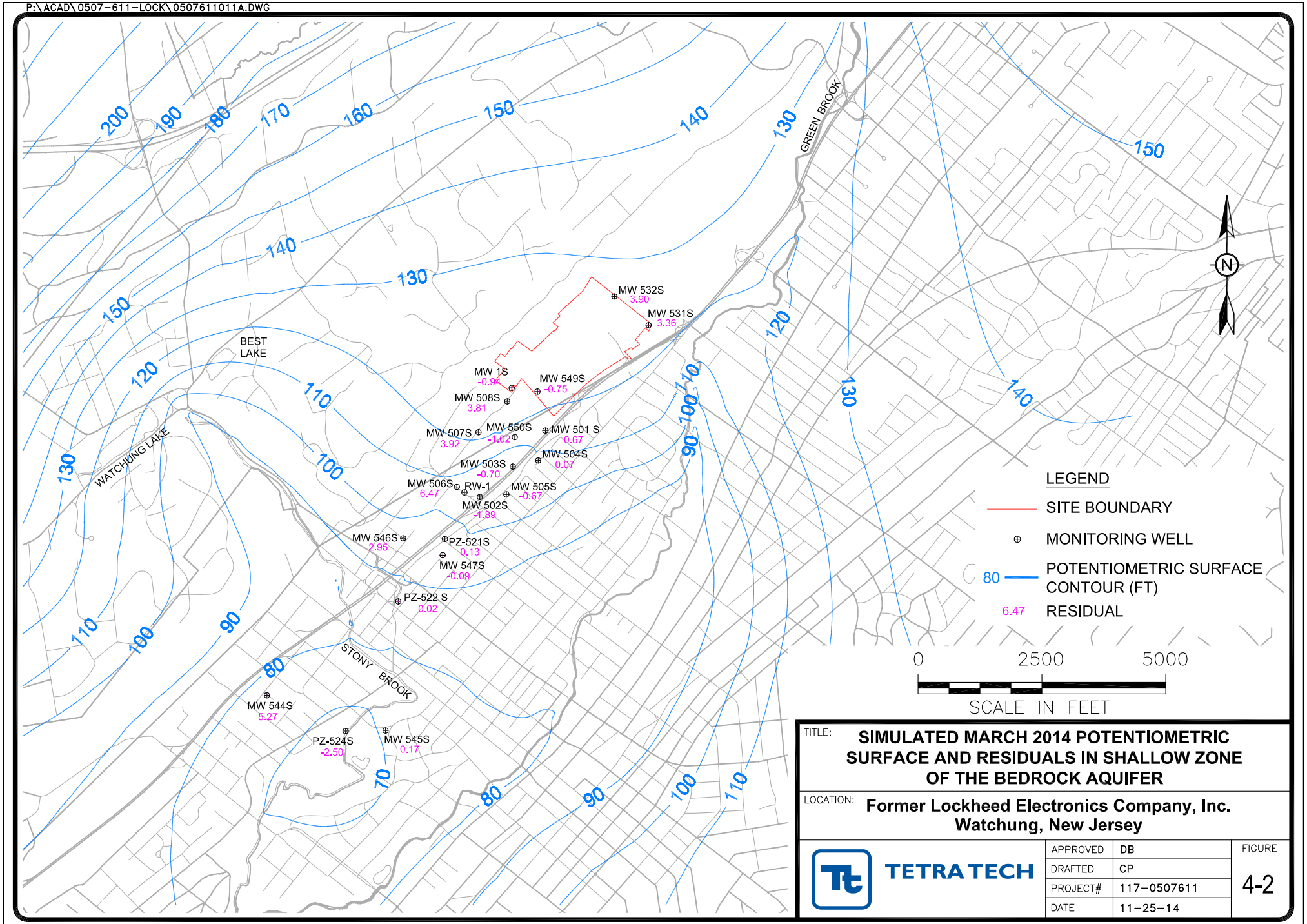

TITLE: **SIMULATED MARCH 2014 POTENTIOMETRIC SURFACE AND RESIDUALS IN SHALLOW ZONE OF THE BEDROCK AQUIFER**

LOCATION: **Former Lockheed Electronics Company, Inc. Watchung, New Jersey**

TETRA TECH

APPROVED	DB
DRAFTED	CP
PROJECT#	117-0507611
DATE	11-25-14

FIGURE 4-2

P:\ACAD\0507-611-LOCK\0507611012A.DWG

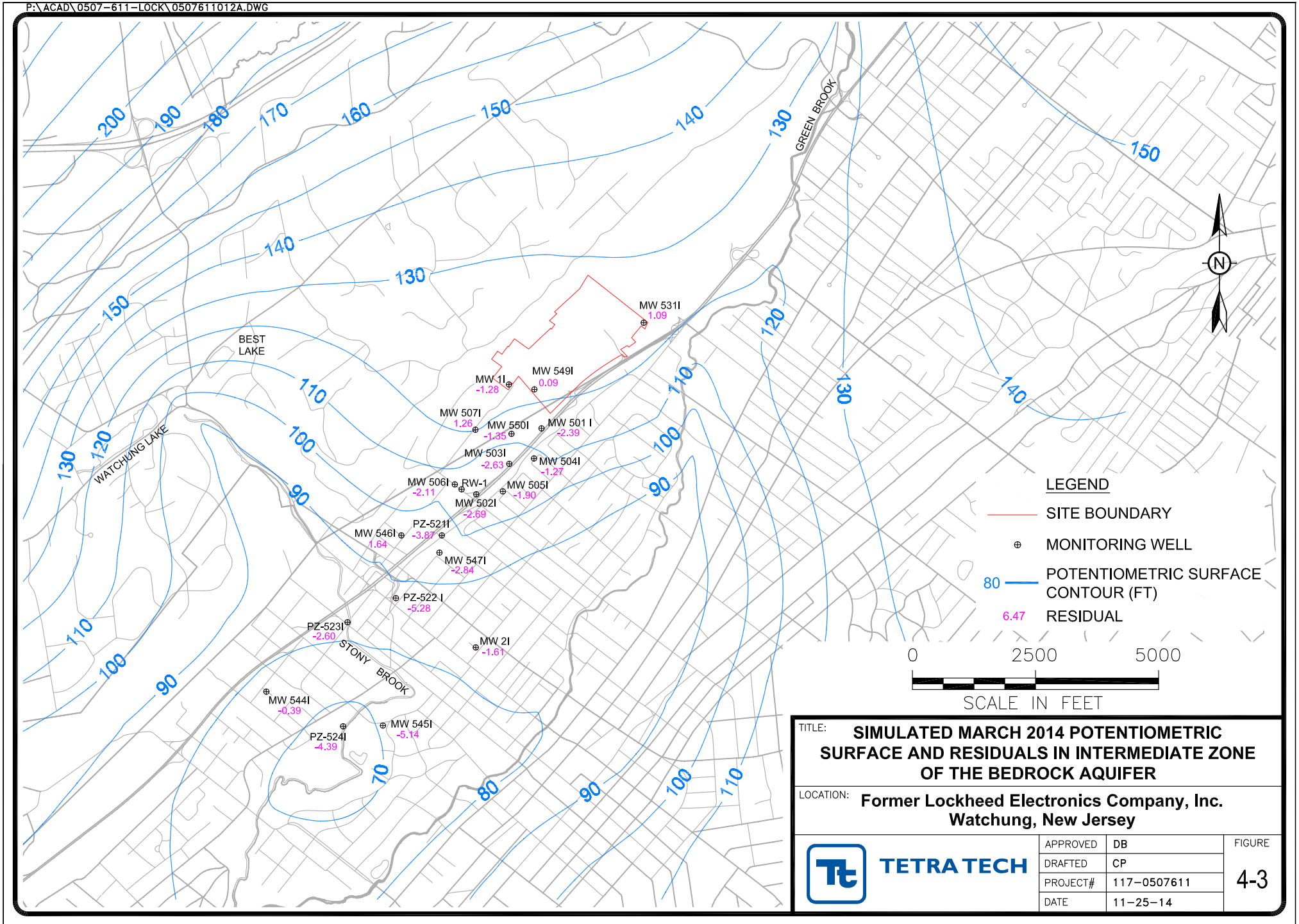

TITLE: **SIMULATED MARCH 2014 POTENTIOMETRIC SURFACE AND RESIDUALS IN INTERMEDIATE ZONE OF THE BEDROCK AQUIFER**

LOCATION: **Former Lockheed Electronics Company, Inc. Watchung, New Jersey**

TETRA TECH

APPROVED	DB
DRAFTED	CP
PROJECT#	117-0507611
DATE	11-25-14

FIGURE 4-3

P:\ACAD\0507-611-LOCK\0507611013A.DWG

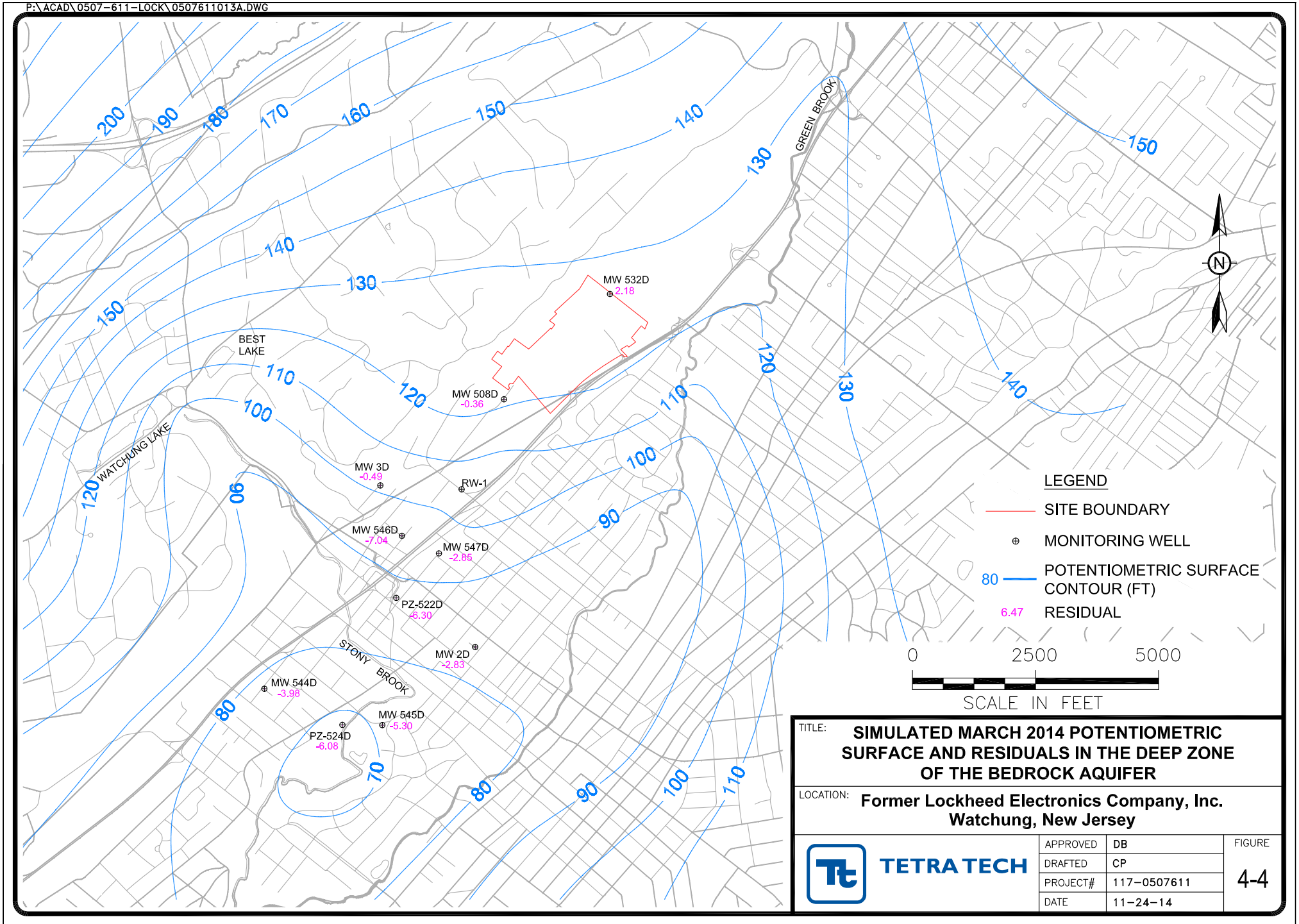

TITLE: **SIMULATED MARCH 2014 POTENTIOMETRIC SURFACE AND RESIDUALS IN THE DEEP ZONE OF THE BEDROCK AQUIFER**

LOCATION: **Former Lockheed Electronics Company, Inc. Watchung, New Jersey**

TETRA TECH

APPROVED	DB
DRAFTED	CP
PROJECT#	117-0507611
DATE	11-24-14

FIGURE 4-4

P:\ACAD\0507-611-LOCK\0507611014A.DWG

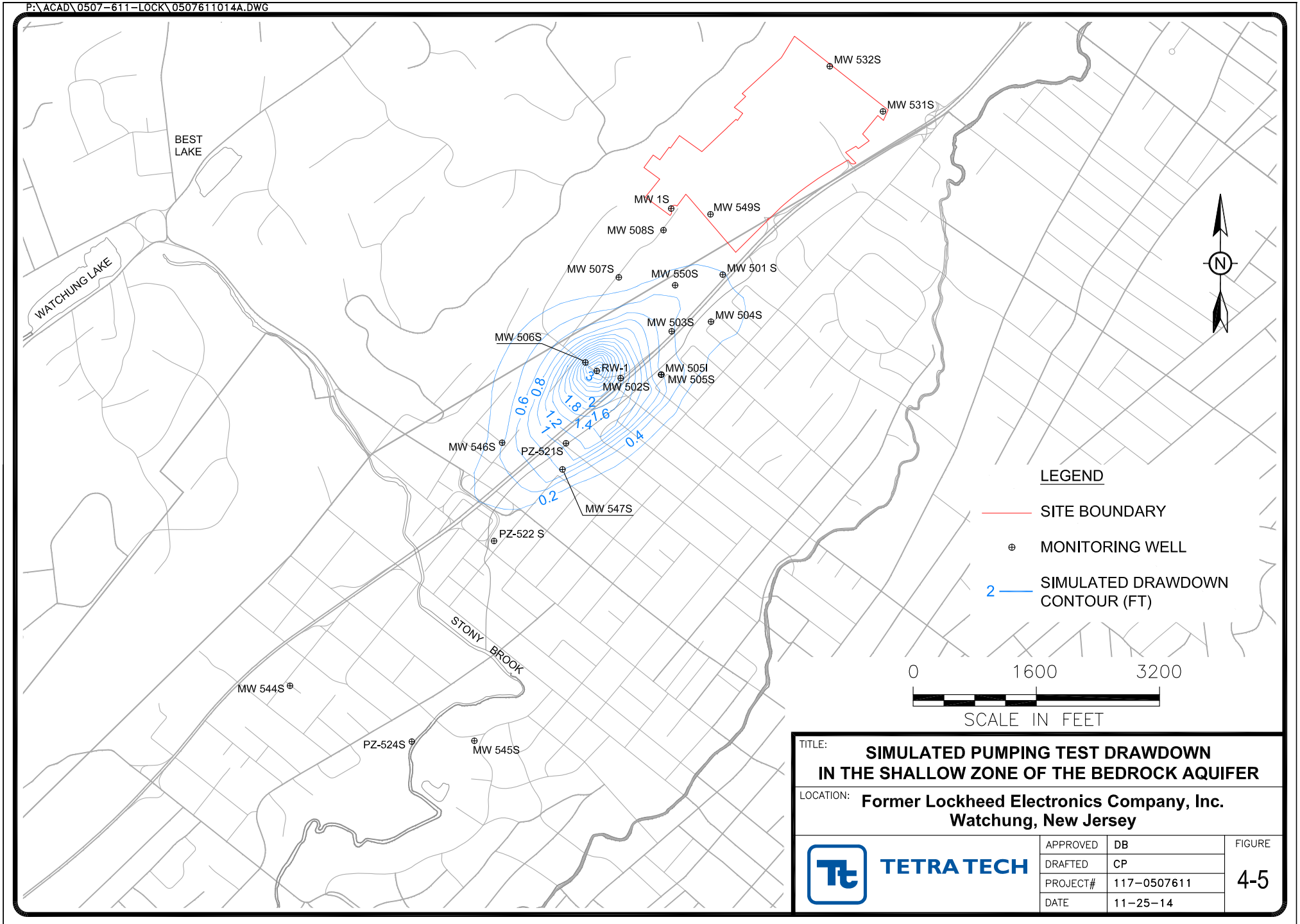

TITLE: **SIMULATED PUMPING TEST DRAWDOWN IN THE SHALLOW ZONE OF THE BEDROCK AQUIFER**

LOCATION: **Former Lockheed Electronics Company, Inc. Watchung, New Jersey**

TETRA TECH

APPROVED	DB
DRAFTED	CP
PROJECT#	117-0507611
DATE	11-25-14

FIGURE 4-5

P:\ACAD\0507-611-LOCK\0507611015A.DWG

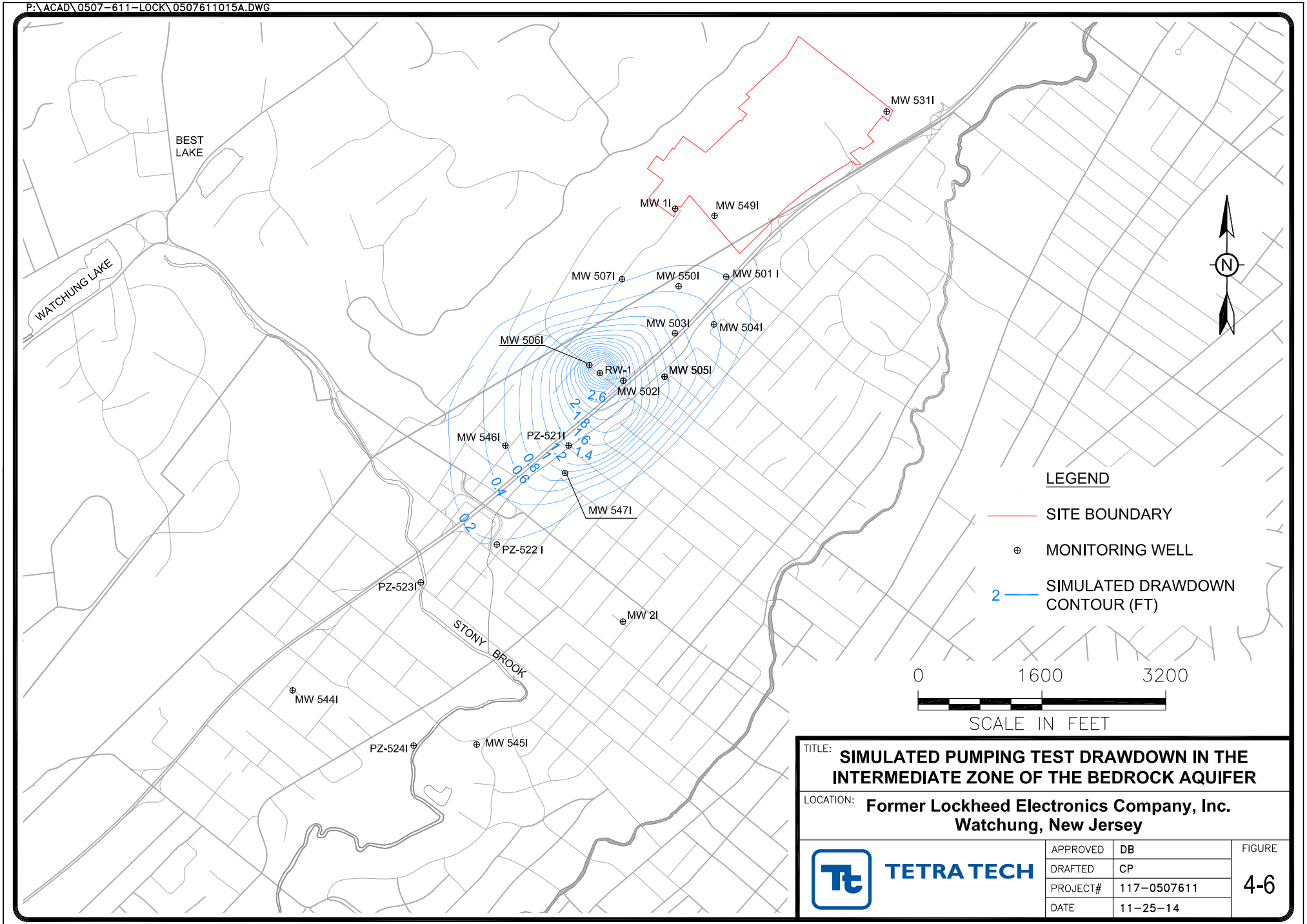

TITLE: **SIMULATED PUMPING TEST DRAWDOWN IN THE INTERMEDIATE ZONE OF THE BEDROCK AQUIFER**

LOCATION: **Former Lockheed Electronics Company, Inc. Watchung, New Jersey**

TETRA TECH

APPROVED	DB
DRAFTED	CP
PROJECT#	117-0507611
DATE	11-25-14

FIGURE 4-6

P:\ACAD\0507-611-LOCK\0507611016A.DWG

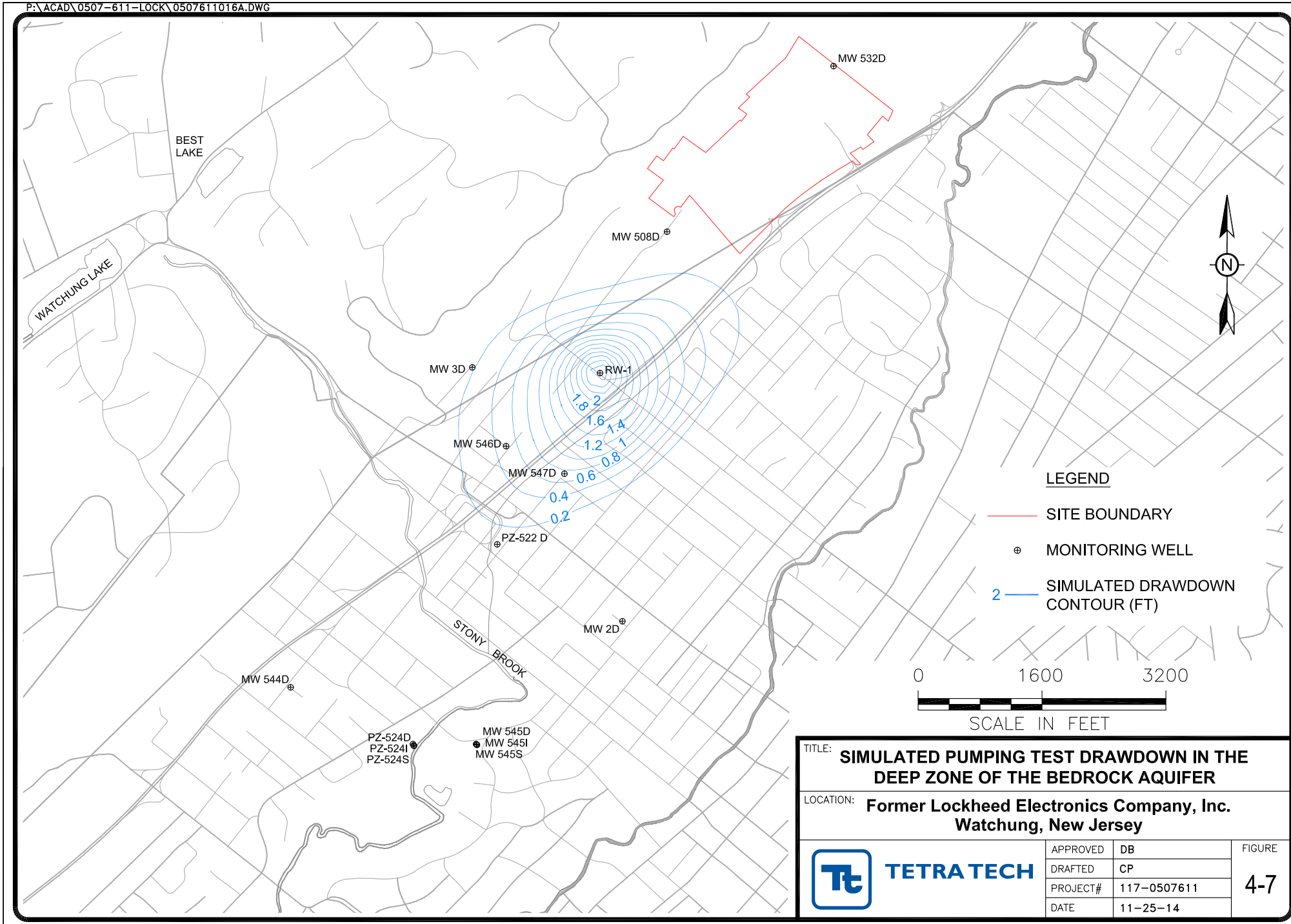

TITLE: **SIMULATED PUMPING TEST DRAWDOWN IN THE DEEP ZONE OF THE BEDROCK AQUIFER**

LOCATION: **Former Lockheed Electronics Company, Inc. Watchung, New Jersey**

TETRA TECH

APPROVED	DB
DRAFTED	CP
PROJECT#	117-0507611
DATE	11-25-14

FIGURE 4-7

P:\ACAD\0507-611-LOCK\0507611017A.DWG

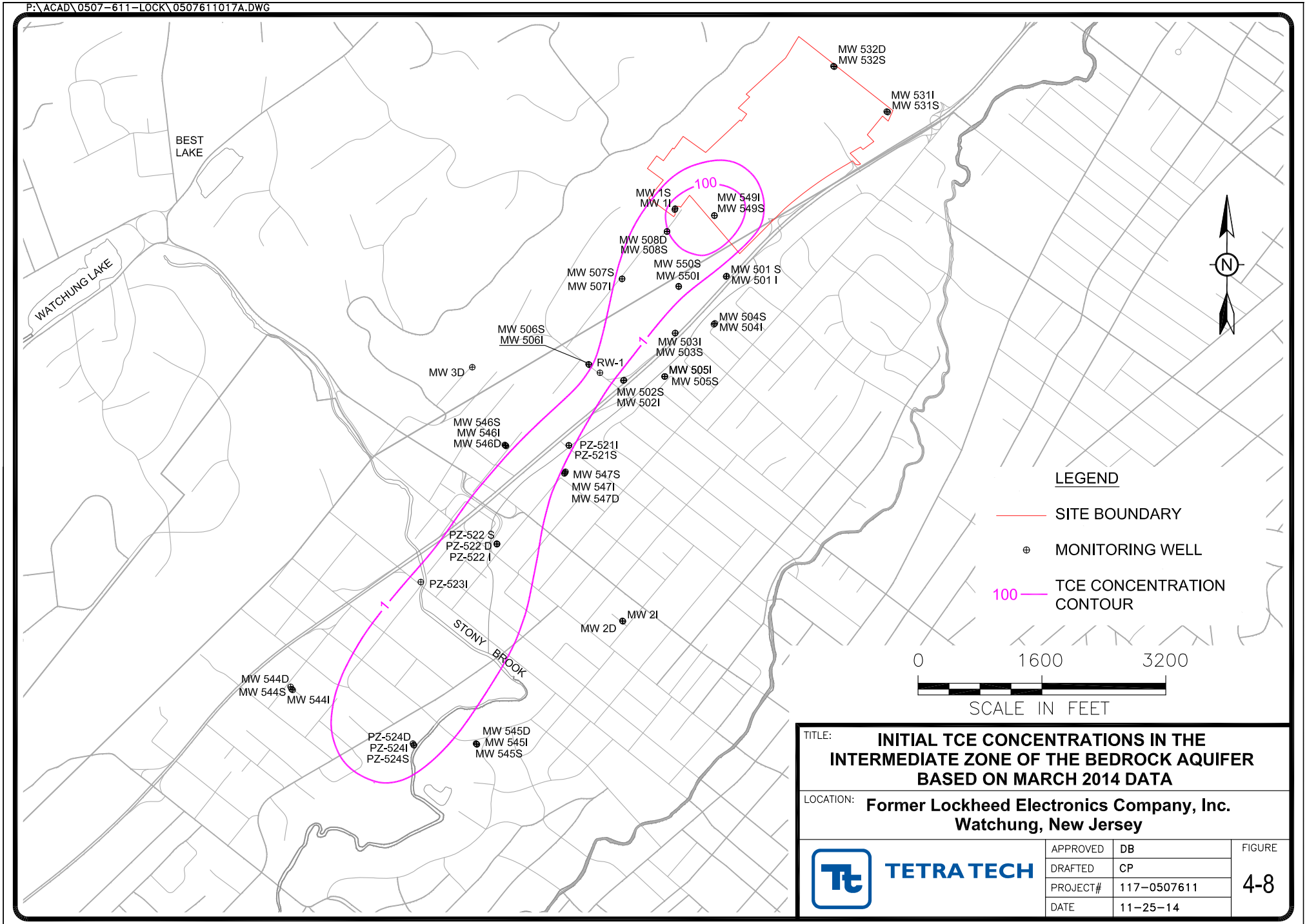

TITLE: **INITIAL TCE CONCENTRATIONS IN THE INTERMEDIATE ZONE OF THE BEDROCK AQUIFER BASED ON MARCH 2014 DATA**

LOCATION: **Former Lockheed Electronics Company, Inc. Watchung, New Jersey**

TETRA TECH

APPROVED	DB
DRAFTED	CP
PROJECT#	117-0507611
DATE	11-25-14

FIGURE 4-8

P:\ACAD\0507-611-LOCK\0507611018A.DWG

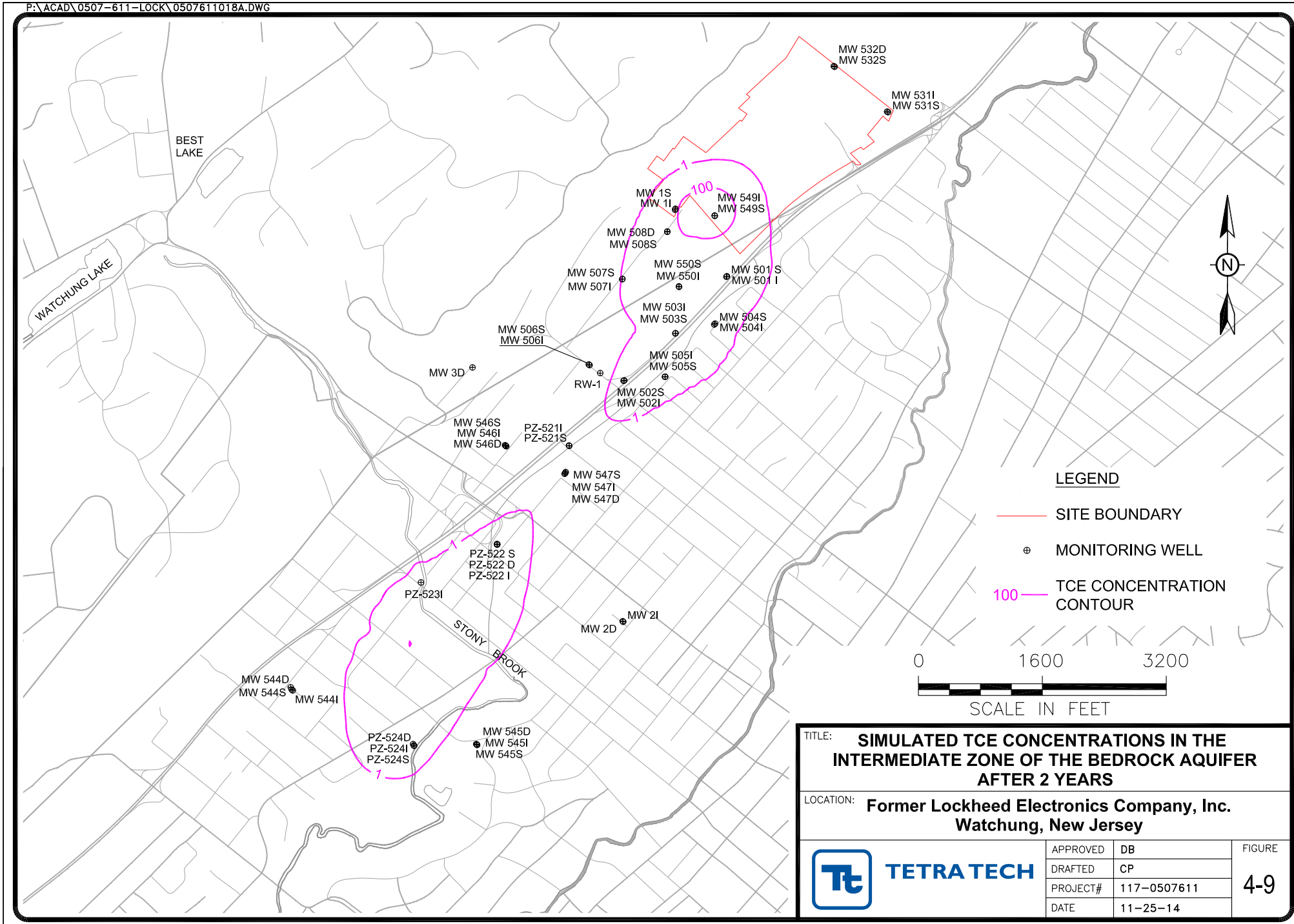

TITLE: **SIMULATED TCE CONCENTRATIONS IN THE INTERMEDIATE ZONE OF THE BEDROCK AQUIFER AFTER 2 YEARS**

LOCATION: **Former Lockheed Electronics Company, Inc. Watchung, New Jersey**

TETRA TECH

APPROVED	DB
DRAFTED	CP
PROJECT#	117-0507611
DATE	11-25-14

FIGURE 4-9

P:\ACAD\0507-611-LOCK\0507611019A.DWG

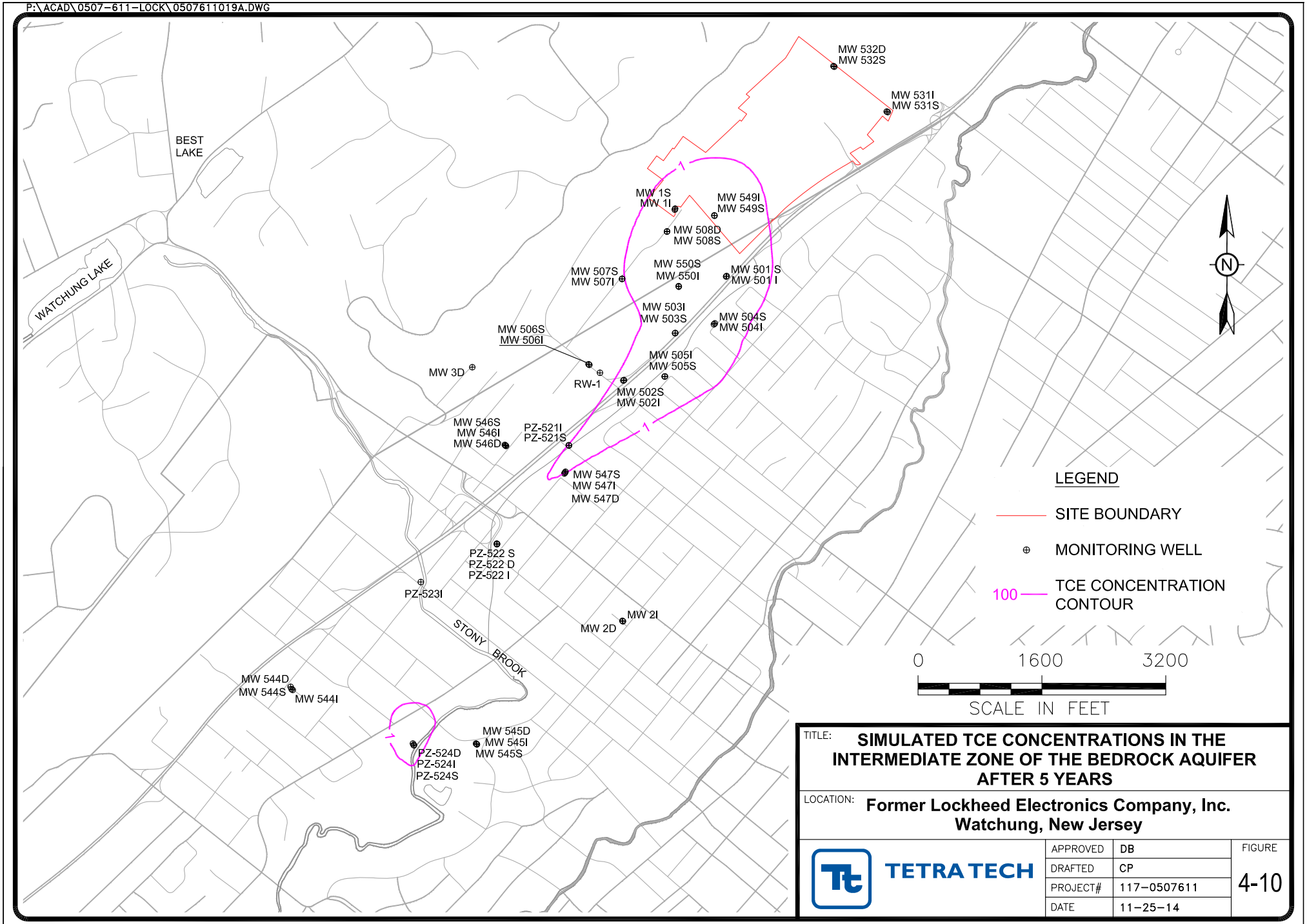

TITLE: **SIMULATED TCE CONCENTRATIONS IN THE INTERMEDIATE ZONE OF THE BEDROCK AQUIFER AFTER 5 YEARS**

LOCATION: **Former Lockheed Electronics Company, Inc. Watchung, New Jersey**

TETRA TECH

APPROVED	DB
DRAFTED	CP
PROJECT#	117-0507611
DATE	11-25-14

FIGURE 4-10

P:\ACAD\0507-611-LOCK\0507611020A.DWG

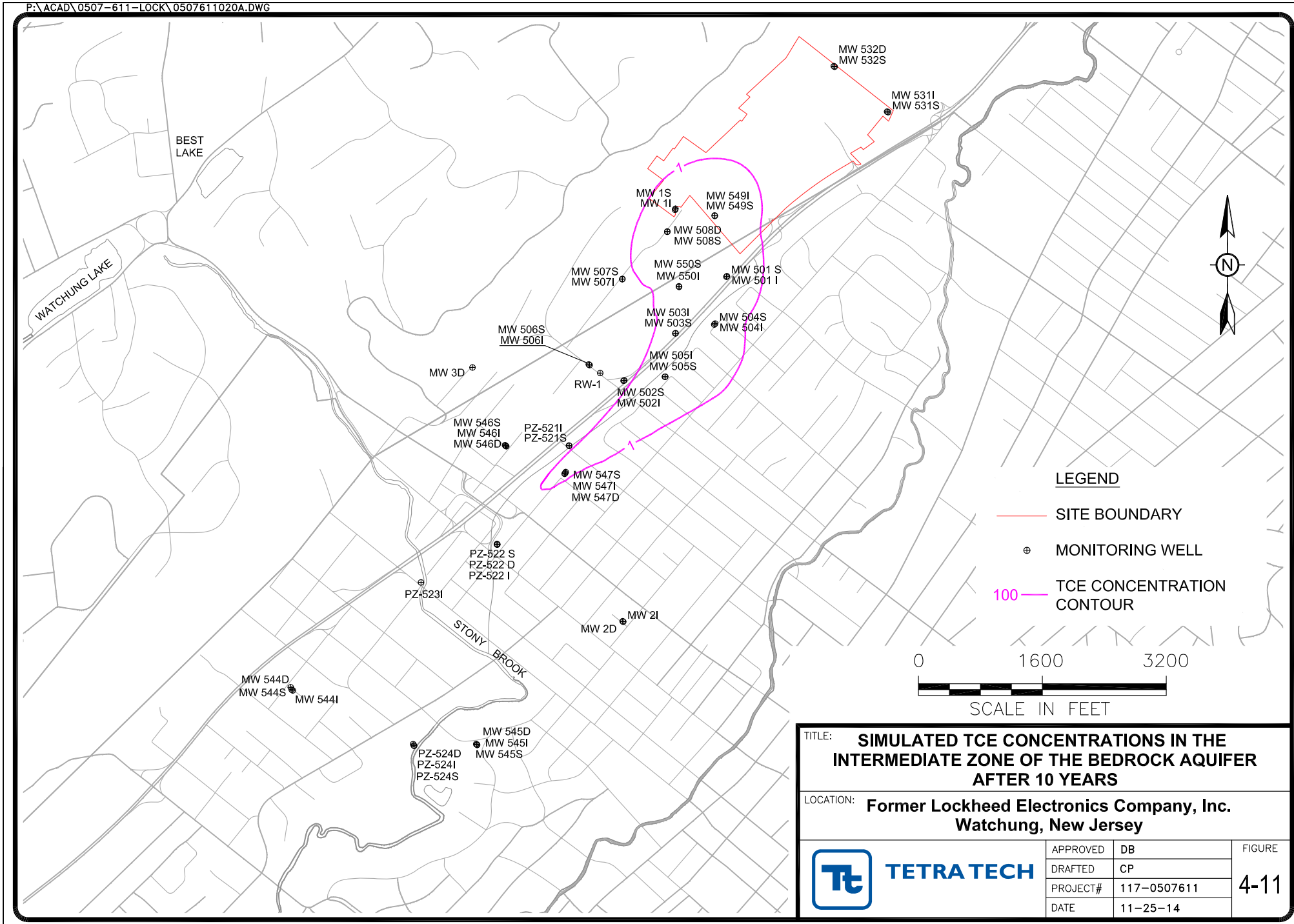

TITLE: **SIMULATED TCE CONCENTRATIONS IN THE INTERMEDIATE ZONE OF THE BEDROCK AQUIFER AFTER 10 YEARS**

LOCATION: **Former Lockheed Electronics Company, Inc. Watchung, New Jersey**

TETRA TECH

APPROVED	DB
DRAFTED	CP
PROJECT#	117-0507611
DATE	11-25-14

FIGURE 4-11

P:\ACAD\0507-611-LOCK\0507611021A.DWG

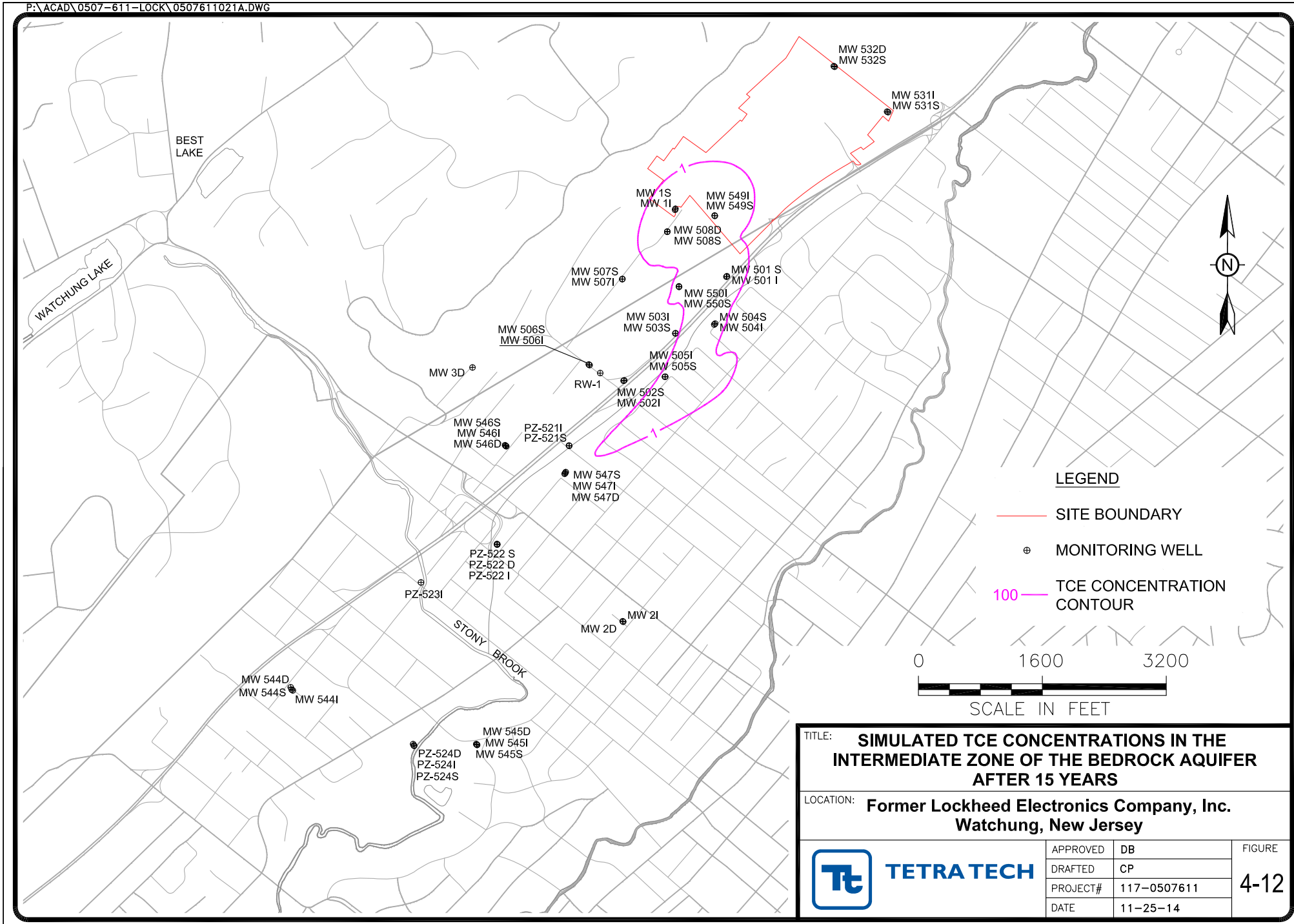

TITLE: **SIMULATED TCE CONCENTRATIONS IN THE INTERMEDIATE ZONE OF THE BEDROCK AQUIFER AFTER 15 YEARS**

LOCATION: **Former Lockheed Electronics Company, Inc. Watchung, New Jersey**

TETRA TECH

APPROVED	DB
DRAFTED	CP
PROJECT#	117-0507611
DATE	11-25-14

FIGURE 4-12

P:\ACAD\0507-611-LOCK\0507611022A.DWG

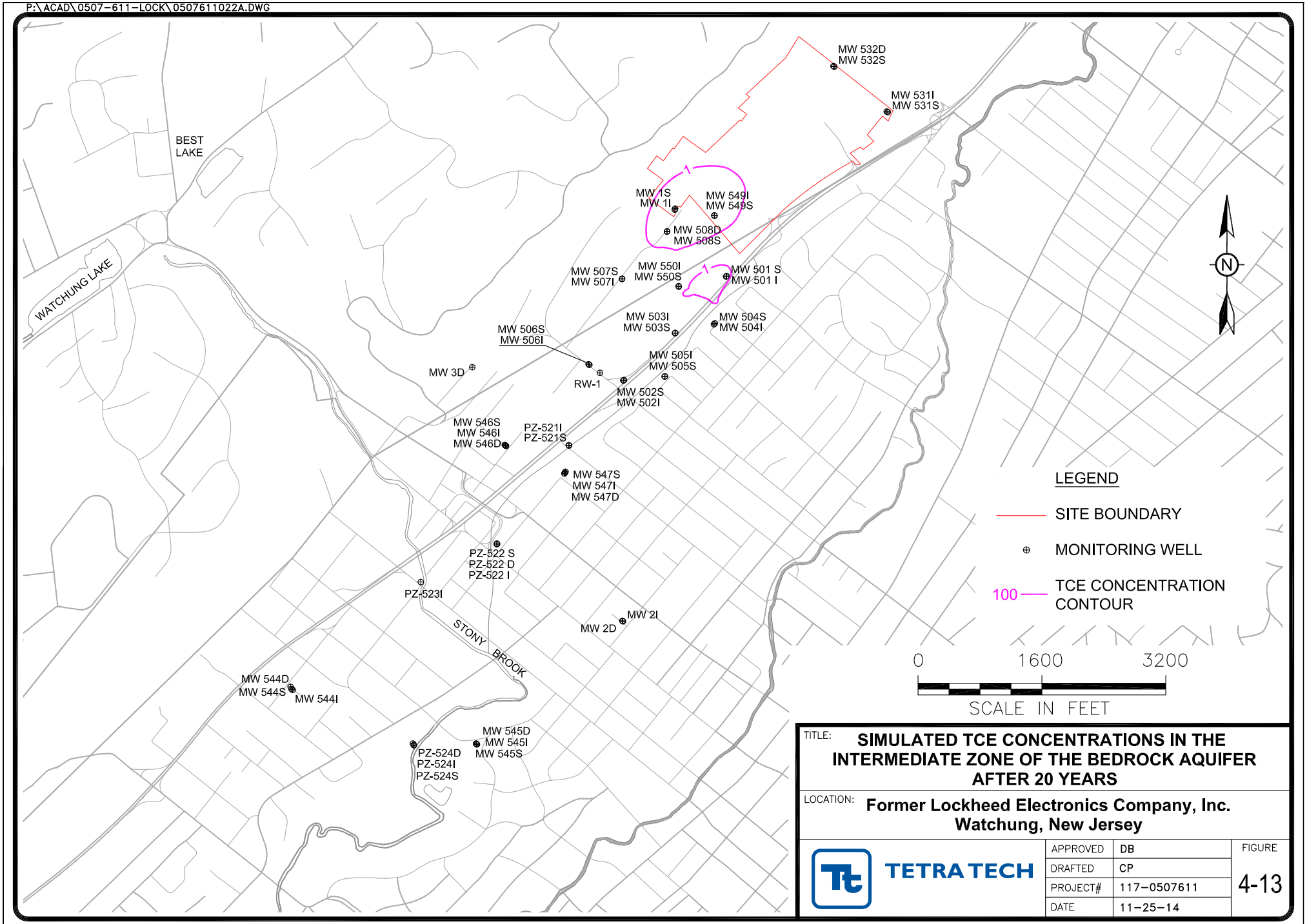

TITLE: **SIMULATED TCE CONCENTRATIONS IN THE INTERMEDIATE ZONE OF THE BEDROCK AQUIFER AFTER 20 YEARS**

LOCATION: **Former Lockheed Electronics Company, Inc. Watchung, New Jersey**

TETRA TECH

APPROVED	DB
DRAFTED	CP
PROJECT#	117-0507611
DATE	11-25-14

FIGURE 4-13

P:\ACAD\0507-611-LOCK\0507611023A.DWG

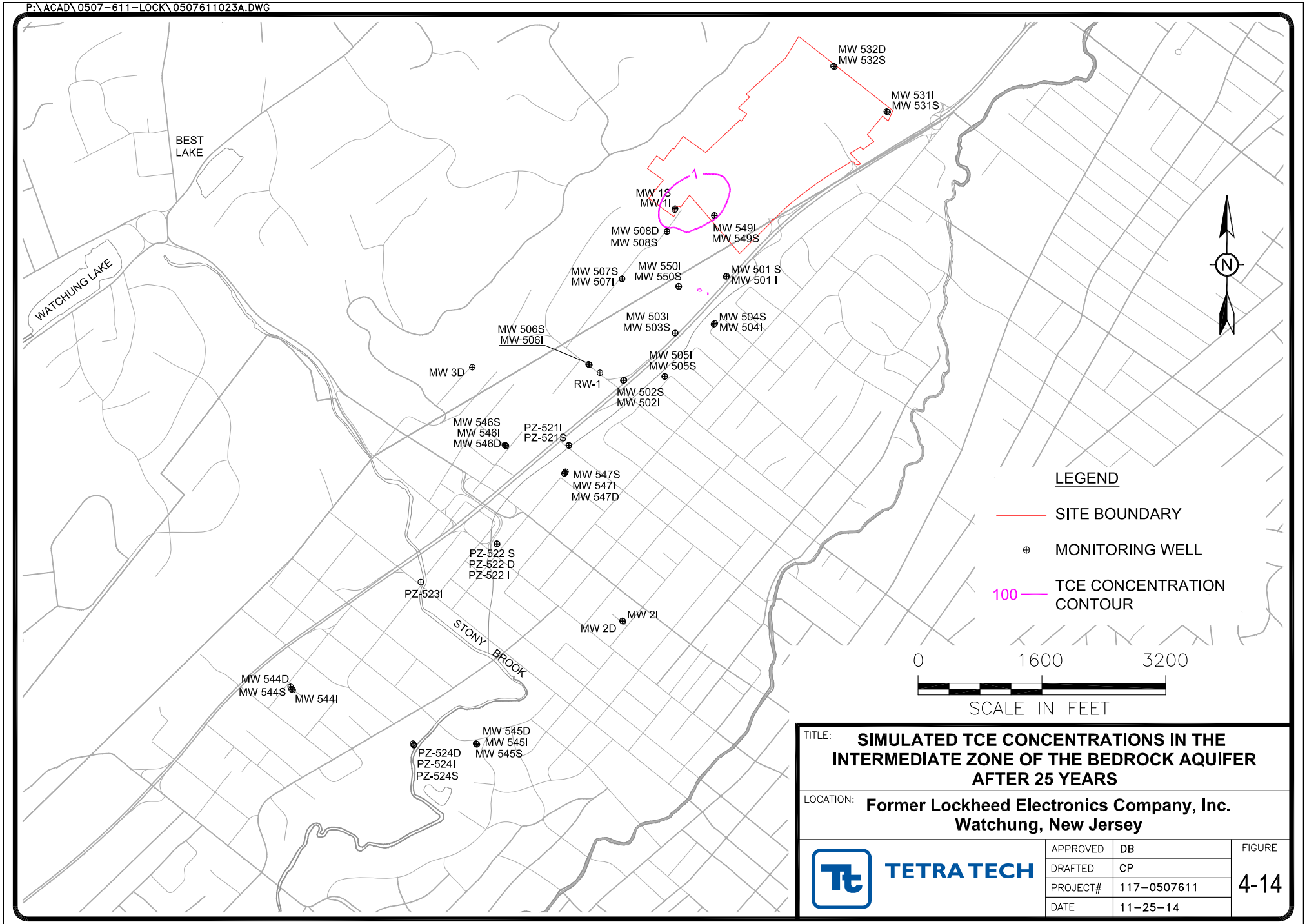

TITLE: **SIMULATED TCE CONCENTRATIONS IN THE INTERMEDIATE ZONE OF THE BEDROCK AQUIFER AFTER 25 YEARS**

LOCATION: **Former Lockheed Electronics Company, Inc. Watchung, New Jersey**

TETRA TECH

APPROVED	DB
DRAFTED	CP
PROJECT#	117-0507611
DATE	11-25-14

FIGURE 4-14

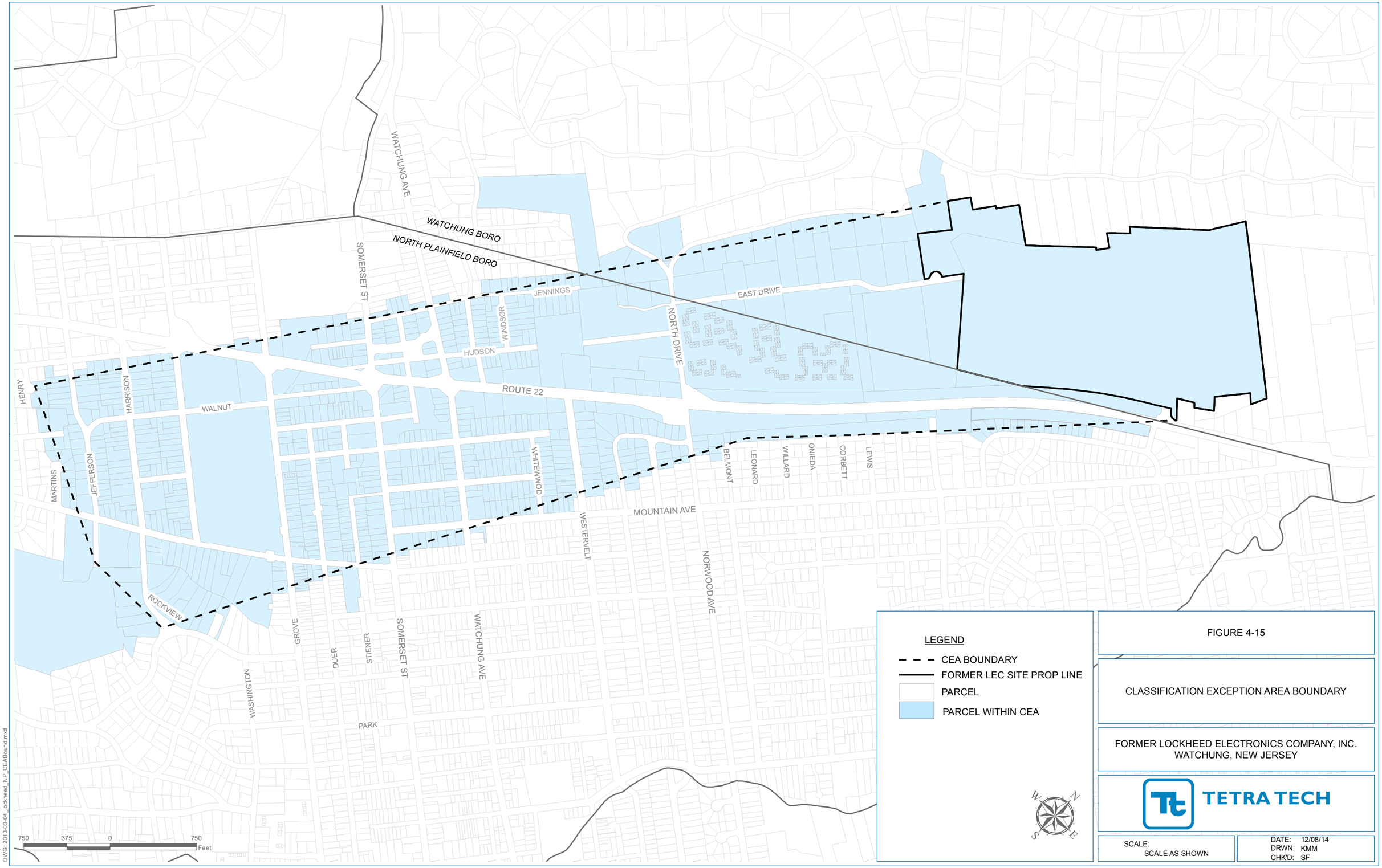

FIGURE 4-15

CLASSIFICATION EXCEPTION AREA BOUNDARY

FORMER LOCKHEED ELECTRONICS COMPANY, INC.
WATCHUNG, NEW JERSEY

TETRA TECH

SCALE: SCALE AS SHOWN

DATE: 12/08/14
DRWN: KMM
CHK'D: SF

DWG: 2013-03-04_lockheed_NP_CEABound.mxd

PARCEL DATA FROM NJ OFFICE OF INFORMATION TECHNOLOGY, OFFICE OF GEOGRAPHIC INFORMATION SYSTEMS, 2008 SOMERSET/UNION COUNTIES

APPENDIX G — CHECKLIST FOR THE SUBMISSION OF SAMPLING DATA FOR PDBS

New Jersey Department of Environmental Protection

Checklist for the Submission of Sampling Data for Passive Diffusion Bag Samplers (PDBS)

1. Site: Former Lockheed Electronics Company Site
2. Location: Watchung and North Plainfield, NJ
3. Well Designation: MW-1S
4. Well Permit Number: E201313296

5. Type of Well: ■ Monitoring ☐ Extraction ☐ Residential ☐ Public Supply ☐ Irrigation ☐ Other
6. Well Surface Finish: ☐ Stick Up ■ Flush Mount
7. Location of Measuring Point: ■ Top of Casing ☐ Other (specify) _____
8. **NOTE:** PDBS represent a point sample within the screened interval or open hole of the well. It is critical to know the exact depth within the well where the PDBS is deployed. Well construction specifications, which are typically used to determine where to set the PDBS in the well, are measured in feet below ground surface (fbgs). If the depth interval for PDBS deployment is measured from the reference point identified above, the difference between this reference point and the ground surface must be measured and accounted for to determine the proper depth interval to set the PDBS. Please identify below, any differences between the measuring point identified above and actual ground surface at the well head.

   Distance between measuring point and ground surface (ft.) 0.32 feet below grade
9. Total Well Depth (fbgs) 179.68 (TIC)
10. Screened interval/open hole (fbgs) 170 to 180
11. Well Casing: Diameter: 2 inch Material: ■ PVC ☐ Carbon Steel ☐ Stainless Steel
12. Well Screen (or open hole diameter): Diameter: 2 inch Material: ■ PVC ☐ Carbon Steel ☐ Stainless Steel
13. Screen Size (slot) Screen Slot Size 20 slot

14. Date and Time of Deployment Date: 12/17/13 Time: 13:05
15. Depth to Ground Water Depth to ground water at time of deployment 71.44 feet below TIC
16. Date and Time of Retrieval Date: 12/31/13 Time: 10:30 to 10:35
17. Depth to Ground Water Depth to ground water at time of retrieval 70.63 feet below TIC
18. Type of Deployment Line Used Diameter: 1/16 inch Material: Teflon coated stainless steel

19. Material and Mass (oz.) of PDBS Weight Stainless Steel, approx. 8 oz. (stainless steel recommended)
20. Type of PDBS Used
    ■ Lab Filled (Modified Trip Blank must be taken at time of deployment)
    ☐ Field Filled (Modified equipment blank of fill water must be taken at time of deployment. If PDBS isn't filled at well head, blank must travel with samplers until last sampler is deployed. Blank is then taken.)
21. Dimensions of PDBS Length (in.) 24 inches Diameter (in.) 1.25 inches Filled 220 ml
22. Position of PDBS Weight
    ☐ Attached to bottom of PDBS and suspended in well
    ☐ Attached to bottom of deployment line and suspended in well
    ■ Attached to bottom of deployment line and resting on bottom of well (preferred)
23. Position of PDBS in Well Screen (ft. from measuring point to center of PDBS)

1st PDBS	2nd PDBS	3rd PDBS	4th PDBS
171.98 ft (near top of screen)	176.98 ft		

5th PDBS	6th PDBS	7th PDBS	8th PDBS

24. If the saturated portion of the well screen or open hole is greater than 5 feet, has the well been vertically profiled to assess the potential for contaminant stratification?
    ■ **No**, this well is being profiled during this sampling round
    ☐ **Yes**, this well was profiled already. Date when well was profiled: _____
25. If the saturated portion of the well screen or open hole is greater than 10 feet, has the well been flow tested to assess the potential for vertical flow to be present within the well?
    ■ **No**, flow testing has not been conducted in this well
    ☐ **Yes**, flow testing of this well was conducted. Date of testing: _____
    Type of flow meter used: _____
    Measurements taken every _____ feet **[Please Attach Results]**
26. Weather Conditions During Deployment Temp. 27° F Wind 5 mph ☐ Sunny ☐ Overcast ☐ Raining ■ Snowing
27. Weather Conditions During Retrieval Temp. 20° F Wind None ■ Sunny ☐ Overcast ☐ Raining ☐ Snowing

28. Field Sampling Technician: Name(s) and Company (please print clearly)

Name	Company
Deploy - Priscilla Merta, Steve Feldmann,	Tetra Tech
Retrieve - Carl Natter, Priscilla Merta,	Tetra Tech

New Jersey Department of Environmental Protection

Checklist for the Submission of Sampling Data for Passive Diffusion Bag Samplers (PDBS)

1. Site: Former Lockheed Electronics Company Site
2. Location: Watchung and North Plainfield, NJ
3. Well Designation: MW-1I
4. Well Permit Number: E201313297

5. Type of Well: ■ Monitoring ☐ Extraction ☐ Residential ☐ Public Supply ☐ Irrigation ☐ Other
6. Well Surface Finish: ☐ Stick Up ■ Flush Mount
7. Location of Measuring Point: ■ Top of Casing ☐ Other (specify) _____
8. **NOTE:** PDBS represent a point sample within the screened interval or open hole of the well. It is critical to know the exact depth within the well where the PDBS is deployed. Well construction specifications, which are typically used to determine where to set the PDBS in the well, are measured in feet below ground surface (fbgs). If the depth interval for PDBS deployment is measured from the reference point identified above, the difference between this reference point and the ground surface must be measured and accounted for to determine the proper depth interval to set the PDBS. Please identify below, any differences between the measuring point identified above and actual ground surface at the well head.

   Distance between measuring point and ground surface (ft.) 0.43 feet below grade
9. Total Well Depth (fbgs) 254.63 (TIC)
10. Screened interval/open hole (fbgs) 245 to 255
11. Well Casing: Diameter: 2 inch Material: ■ PVC ☐ Carbon Steel ☐ Stainless Steel
12. Well Screen (or open hole diameter): Diameter: 2 inch Material: ■ PVC ☐ Carbon Steel ☐ Stainless Steel
13. Screen Size (slot) Screen Slot Size 20 slot

14. Date and Time of Deployment Date: 12/17/13 Time: 12:55
15. Depth to Ground Water Depth to ground water at time of deployment 73.19 feet below TIC
16. Date and Time of Retrieval Date: 12/31/13 Time: 10:55 to 11:00
17. Depth to Ground Water Depth to ground water at time of retrieval 72.41 feet below TIC
18. Type of Deployment Line Used Diameter: 1/16 inch Material: Teflon coated stainless steel

19. Material and Mass (oz.) of PDBS Weight Stainless Steel, approx. 8 oz. (stainless steel recommended)
20. Type of PDBS Used
    ■ Lab Filled (Modified Trip Blank must be taken at time of deployment)
    ☐ Field Filled (Modified equipment blank of fill water must be taken at time of deployment. If PDBS isn't filled at well head, blank must travel with samplers until last sampler is deployed. Blank is then taken.)
21. Dimensions of PDBS Length (in.) 24 inches Diameter (in.) 1.25 inches Filled 220 ml
22. Position of PDBS Weight
    ☐ Attached to bottom of PDBS and suspended in well
    ☐ Attached to bottom of deployment line and suspended in well
    ■ Attached to bottom of deployment line and resting on bottom of well (preferred)
23. Position of PDBS in Well Screen (ft. from measuring point to center of PDBS)

1st PDBS	2nd PDBS	3rd PDBS	4th PDBS
246.93 ft (near top of screen)	251.93 ft		

5th PDBS	6th PDBS	7th PDBS	8th PDBS

24. If the saturated portion of the well screen or open hole is greater than 5 feet, has the well been vertically profiled to assess the potential for contaminant stratification?
    ■ **No**, this well is being profiled during this sampling round
    ☐ **Yes**, this well was profiled already. Date when well was profiled: _____
25. If the saturated portion of the well screen or open hole is greater than 10 feet, has the well been flow tested to assess the potential for vertical flow to be present within the well?
    ■ **No**, flow testing has not been conducted in this well
    ☐ **Yes**, flow testing of this well was conducted. Date of testing: _____
    Type of flow meter used: _____
    Measurements taken every _____ feet **[Please Attach Results]**
26. Weather Conditions During Deployment Temp. 27° F Wind 5 mph ☐ Sunny ☐ Overcast ☐ Raining ■ Snowing
27. Weather Conditions During Retrieval Temp. 20° F Wind None ■ Sunny ☐ Overcast ☐ Raining ☐ Snowing

28. Field Sampling Technician: Name(s) and Company (please print clearly)

Name	Company
Deploy - Priscilla Merta, Roy Wagner, Tetra Tech	
Retrieve - Steve Feldmann, Priscilla Merta, Tetra Tech	

New Jersey Department of Environmental Protection

Checklist for the Submission of Sampling Data for Passive Diffusion Bag Samplers (PDBS)

1. Site: Former Lockheed Electronics Company Site
2. Location: Watchung and North Plainfield, NJ
3. Well Designation: MW-2I
4. Well Permit Number: E201313299

5. Type of Well: ■ Monitoring ☐ Extraction ☐ Residential ☐ Public Supply ☐ Irrigation ☐ Other
6. Well Surface Finish: ☐ Stick Up ■ Flush Mount
7. Location of Measuring Point: ■ Top of Casing ☐ Other (specify) _____
8. **NOTE:** PDBS represent a point sample within the screened interval or open hole of the well. It is critical to know the exact depth within the well where the PDBS is deployed. Well construction specifications, which are typically used to determine where to set the PDBS in the well, are measured in feet below ground surface (fbgs). If the depth interval for PDBS deployment is measured from the reference point identified above, the difference between this reference point and the ground surface must be measured and accounted for to determine the proper depth interval to set the PDBS. Please identify below, any differences between the measuring point identified above and actual ground surface at the well head.

   Distance between measuring point and ground surface (ft.) 0.22 feet below grade
9. Total Well Depth (fbgs) 97.52 (TIC)
10. Screened interval/open hole (fbgs) 88 to 98
11. Well Casing: Diameter: 2 inch Material: ■ PVC ☐ Carbon Steel ☐ Stainless Steel
12. Well Screen (or open hole diameter): Diameter: 2 inch Material: ■ PVC ☐ Carbon Steel ☐ Stainless Steel
13. Screen Size (slot) Screen Slot Size _____

14. Date and Time of Deployment Date: 12/17/13 Time: 12:30
15. Depth to Ground Water Depth to ground water at time of deployment 18.10 feet below TIC
16. Date and Time of Retrieval Date: 12/31/13 Time: 09:45 to 09:50
17. Depth to Ground Water Depth to ground water at time of retrieval 18.17 feet below TIC
18. Type of Deployment Line Used Diameter: 1/16 inch Material: Teflon coated stainless steel

19. Material and Mass (oz.) of PDBS Weight Stainless Steel, approx. 8 oz. (stainless steel recommended)
20. Type of PDBS Used
    ■ Lab Filled (Modified Trip Blank must be taken at time of deployment)
    ☐ Field Filled (Modified equipment blank of fill water must be taken at time of deployment. If PDBS isn't filled at well head, blank must travel with samplers until last sampler is deployed. Blank is then taken.)
21. Dimensions of PDBS Length (in.) 24 inches Diameter (in.) 1.25 inches Filled 220 ml
22. Position of PDBS Weight
    ☐ Attached to bottom of PDBS and suspended in well
    ☐ Attached to bottom of deployment line and suspended in well
    ■ Attached to bottom of deployment line and resting on bottom of well (preferred)
23. Position of PDBS in Well Screen (ft. from measuring point to center of PDBS)

1st PDBS	2nd PDBS	3rd PDBS	4th PDBS
89.82 ft (near top of screen)	94.82 ft		

5th PDBS	6th PDBS	7th PDBS	8th PDBS

24. If the saturated portion of the well screen or open hole is greater than 5 feet, has the well been vertically profiled to assess the potential for contaminant stratification?
    ■ **No**, this well is being profiled during this sampling round
    ☐ **Yes**, this well was profiled already. Date when well was profiled: _____

25. If the saturated portion of the well screen or open hole is greater than 10 feet, has the well been flow tested to assess the potential for vertical flow to be present within the well?
    ■ **No**, flow testing has not been conducted in this well
    ☐ **Yes**, flow testing of this well was conducted. Date of testing: _____
    Type of flow meter used: _____
    Measurements taken every _____ feet **[Please Attach Results]**

26. Weather Conditions During Deployment Temp. 27° F Wind 5 mph ☐ Sunny ☐ Overcast ☐ Raining ■ Snowing
27. Weather Conditions During Retrieval Temp. 20° F Wind None ■ Sunny ☐ Overcast ☐ Raining ☐ Snowing

28. Field Sampling Technician: Name(s) and Company (please print clearly)

Name	Company
Roy Wagner	Tetra Tech
Priscilla Merta	Tetra Tech

New Jersey Department of Environmental Protection

Checklist for the Submission of Sampling Data for Passive Diffusion Bag Samplers (PDBS)

1. Site: Former Lockheed Electronics Company Site
2. Location: Watchung and North Plainfield, NJ
3. Well Designation: MW-2D
4. Well Permit Number: E201313300

5. Type of Well: ■ Monitoring ☐ Extraction ☐ Residential ☐ Public Supply ☐ Irrigation ☐ Other
6. Well Surface Finish: ☐ Stick Up ■ Flush Mount
7. Location of Measuring Point: ■ Top of Casing ☐ Other (specify) _____
8. **NOTE:** PDBS represent a point sample within the screened interval or open hole of the well. It is critical to know the exact depth within the well where the PDBS is deployed. Well construction specifications, which are typically used to determine where to set the PDBS in the well, are measured in feet below ground surface (fbgs). If the depth interval for PDBS deployment is measured from the reference point identified above, the difference between this reference point and the ground surface must be measured and accounted for to determine the proper depth interval to set the PDBS. Please identify below, any differences between the measuring point identified above and actual ground surface at the well head.

   Distance between measuring point and ground surface (ft.) 0.0 feet below grade
9. Total Well Depth (fbgs) 197.64 (TIC)
10. Screened interval/open hole (fbgs) 188 to 198
11. Well Casing: Diameter: 2 inch Material: ■ PVC ☐ Carbon Steel ☐ Stainless Steel
12. Well Screen (or open hole diameter): Diameter: 2 inch Material: ■ PVC ☐ Carbon Steel ☐ Stainless Steel
13. Screen Size (slot) Screen Slot Size _____

14. Date and Time of Deployment Date: 12/17/13 Time: 12:20
15. Depth to Ground Water Depth to ground water at time of deployment 19.06 feet below TIC
16. Date and Time of Retrieval Date: 12/31/13 Time: 09:10 to 09:20
17. Depth to Ground Water Depth to ground water at time of retrieval 19.37 feet below TIC
18. Type of Deployment Line Used Diameter: 1/16 inch Material: Teflon coated stainless steel

19. Material and Mass (oz.) of PDBS Weight Stainless Steel, approx. 8 oz. (stainless steel recommended)
20. Type of PDBS Used
    ■ Lab Filled (Modified Trip Blank must be taken at time of deployment)
    ☐ Field Filled (Modified equipment blank of fill water must be taken at time of deployment. If PDBS isn't filled at well head, blank must travel with samplers until last sampler is deployed. Blank is then taken.)
21. Dimensions of PDBS Length (in.) 24 inches Diameter (in.) 1.25 inches Filled 220 ml
22. Position of PDBS Weight
    ☐ Attached to bottom of PDBS and suspended in well
    ☐ Attached to bottom of deployment line and suspended in well
    ■ Attached to bottom of deployment line and resting on bottom of well (preferred)
23. Position of PDBS in Well Screen (ft. from measuring point to center of PDBS)

1st PDBS	2nd PDBS	3rd PDBS	4th PDBS
189.94 ft (near top of screen)	194.94 ft		

5th PDBS	6th PDBS	7th PDBS	8th PDBS

24. If the saturated portion of the well screen or open hole is greater than 5 feet, has the well been vertically profiled to assess the potential for contaminant stratification?
    ■ **No**, this well is being profiled during this sampling round
    ☐ **Yes**, this well was profiled already. Date when well was profiled: _____
25. If the saturated portion of the well screen or open hole is greater than 10 feet, has the well been flow tested to assess the potential for vertical flow to be present within the well?
    ■ **No**, flow testing has not been conducted in this well
    ☐ **Yes**, flow testing of this well was conducted. Date of testing: _____
    Type of flow meter used: _____
    Measurements taken every _____ feet **[Please Attach Results]**
26. Weather Conditions During Deployment Temp. 27° F Wind 5 mph ☐ Sunny ☐ Overcast ☐ Raining ■ Snowing
27. Weather Conditions During Retrieval Temp. 20° F Wind None ■ Sunny ☐ Overcast ☐ Raining ☐ Snowing

28. Field Sampling Technician: Name(s) and Company (please print clearly)

Name	Company
Deploy - Priscilla Merta, Roy Wagner, Tetra Tech	
Retrieve - Steve Feldmann, Priscilla Merta, Tetra Tech	

New Jersey Department of Environmental Protection

Checklist for the Submission of Sampling Data for Passive Diffusion Bag Samplers (PDBS)

1. Site: Former Lockheed Electronics Company Site
2. Location: Watchung and North Plainfield, NJ
3. Well Designation: MW-3D
4. Well Permit Number: E201313298

5. Type of Well: ■ Monitoring ☐ Extraction ☐ Residential ☐ Public Supply ☐ Irrigation ☐ Other
6. Well Surface Finish: ☐ Stick Up ■ Flush Mount
7. Location of Measuring Point: ■ Top of Casing ☐ Other (specify) _____
8. **NOTE:** PDBS represent a point sample within the screened interval or open hole of the well. It is critical to know the exact depth within the well where the PDBS is deployed. Well construction specifications, which are typically used to determine where to set the PDBS in the well, are measured in feet below ground surface (fbgs). If the depth interval for PDBS deployment is measured from the reference point identified above, the difference between this reference point and the ground surface must be measured and accounted for to determine the proper depth interval to set the PDBS. Please identify below, any differences between the measuring point identified above and actual ground surface at the well head.

   Distance between measuring point and ground surface (ft.) 0.32 feet below grade
9. Total Well Depth (fbgs) 348.70 (TIC)
10. Screened interval/open hole (fbgs) 335 to 350
11. Well Casing: Diameter: 2 inch Material: ■ PVC ☐ Carbon Steel ☐ Stainless Steel
12. Well Screen (or open hole diameter): Diameter: 2 inch Material: ■ PVC ☐ Carbon Steel ☐ Stainless Steel
13. Screen Size (slot) Screen Slot Size _____

14. Date and Time of Deployment Date: 12/17/13 Time: 11:50
15. Depth to Ground Water Depth to ground water at time of deployment 128.28 feet below TIC
16. Date and Time of Retrieval Date: 12/31/13 Time: 11:50 to 12:05
17. Depth to Ground Water Depth to ground water at time of retrieval 127.76 feet below TIC
18. Type of Deployment Line Used Diameter: 1/16 inch Material: Teflon coated stainless steel

19. Material and Mass (oz.) of PDBS Weight Stainless Steel, approx. 8 oz. (stainless steel recommended)
20. Type of PDBS Used
    ■ Lab Filled (Modified Trip Blank must be taken at time of deployment)
    ☐ Field Filled (Modified equipment blank of fill water must be taken at time of deployment. If PDBS isn't filled at well head, blank must travel with samplers until last sampler is deployed. Blank is then taken.)
21. Dimensions of PDBS Length (in.) 24 inches Diameter (in.) 1.25 inches Filled 220 ml
22. Position of PDBS Weight
    ☐ Attached to bottom of PDBS and suspended in well
    ☐ Attached to bottom of deployment line and suspended in well
    ■ Attached to bottom of deployment line and resting on bottom of well (preferred)
23. Position of PDBS in Well Screen (ft. from measuring point to center of PDBS)

1st PDBS	2nd PDBS	3rd PDBS	4th PDBS
336 ft (near top of screen)	341 ft	346 ft	
5th PDBS	**6th PDBS**	**7th PDBS**	**8th PDBS**

24. If the saturated portion of the well screen or open hole is greater than 5 feet, has the well been vertically profiled to assess the potential for contaminant stratification?
    ■ **No**, this well is being profiled during this sampling round
    ☐ **Yes**, this well was profiled already. Date when well was profiled: _____
25. If the saturated portion of the well screen or open hole is greater than 10 feet, has the well been flow tested to assess the potential for vertical flow to be present within the well?
    ■ **No**, flow testing has not been conducted in this well
    ☐ **Yes**, flow testing of this well was conducted. Date of testing: _____
    Type of flow meter used: _____
    Measurements taken every _____ feet **[Please Attach Results]**
26. Weather Conditions During Deployment Temp. 27° F Wind 5 mph ☐ Sunny ☐ Overcast ☐ Raining ■ Snowing
27. Weather Conditions During Retrieval Temp. 20° F Wind None ■ Sunny ☐ Overcast ☐ Raining ☐ Snowing

28. Field Sampling Technician: Name(s) and Company (please print clearly)

Name	Company
Deploy - Priscilla Merta, Roy Wagner, Tetra Tech	
Retrieve - Steve Feldmann, Priscilla Merta, Tetra Tech	

New Jersey Department of Environmental Protection

Checklist for the Submission of Sampling Data for Passive Diffusion Bag Samplers (PDBS)

1. Site: Former Lockheed Electronics Company Site
2. Location: Watchung and North Plainfield, NJ
3. Well Designation: MW-1S
4. Well Permit Number: E201313296

5. Type of Well: ■ Monitoring ☐ Extraction ☐ Residential ☐ Public Supply ☐ Irrigation ☐ Other
6. Well Surface Finish: ☐ Stick Up ■ Flush Mount
7. Location of Measuring Point: ■ Top of Casing ☐ Other (specify) _____
8. **NOTE:** PDBS represent a point sample within the screened interval or open hole of the well. It is critical to know the exact depth within the well where the PDBS is deployed. Well construction specifications, which are typically used to determine where to set the PDBS in the well, are measured in feet below ground surface (fbgs). If the depth interval for PDBS deployment is measured from the reference point identified above, the difference between this reference point and the ground surface must be measured and accounted for to determine the proper depth interval to set the PDBS. Please identify below, any differences between the measuring point identified above and actual ground surface at the well head.

   Distance between measuring point and ground surface (ft.) 0.32 feet below grade
9. Total Well Depth (fbgs) 179.68 (TIC)
10. Screened interval/open hole (fbgs) 170 to 180
11. Well Casing: Diameter: 2 inch Material: ■ PVC ☐ Carbon Steel ☐ Stainless Steel
12. Well Screen (or open hole diameter): Diameter: 2 inch Material: ■ PVC ☐ Carbon Steel ☐ Stainless Steel
13. Screen Size (slot) Screen Slot Size 20 slot

14. Date and Time of Deployment Date: 12/31/13 Time: 10:40
15. Depth to Ground Water Depth to ground water at time of deployment 70.63 feet below TIC
16. Date and Time of Retrieval Date: 1/14/14 Time: 12:25 to 12:30
17. Depth to Ground Water Depth to ground water at time of retrieval 70.36 feet below TIC
18. Type of Deployment Line Used Diameter: 1/16 inch Material: Teflon coated stainless steel

19. Material and Mass (oz.) of PDBS Weight Stainless Steel, approx. 8 oz. (stainless steel recommended)
20. Type of PDBS Used
    ■ Lab Filled (Modified Trip Blank must be taken at time of deployment)
    ☐ Field Filled (Modified equipment blank of fill water must be taken at time of deployment. If PDBS isn't filled at well head, blank must travel with samplers until last sampler is deployed. Blank is then taken.)
21. Dimensions of PDBS Length (in.) 24 inches Diameter (in.) 1.25 inches Filled 220 ml
22. Position of PDBS Weight
    ☐ Attached to bottom of PDBS and suspended in well
    ☐ Attached to bottom of deployment line and suspended in well
    ■ Attached to bottom of deployment line and resting on bottom of well (preferred)
23. Position of PDBS in Well Screen (ft. from measuring point to center of PDBS)

1st PDBS	2nd PDBS	3rd PDBS	4th PDBS
171.98 ft (near top of screen)	176.98 ft		

5th PDBS	6th PDBS	7th PDBS	8th PDBS

24. If the saturated portion of the well screen or open hole is greater than 5 feet, has the well been vertically profiled to assess the potential for contaminant stratification?
    ☐ **No**, this well is being profiled during this sampling round
    ■ **Yes**, this well was profiled already. Date when well was profiled: 12/31/13
25. If the saturated portion of the well screen or open hole is greater than 10 feet, has the well been flow tested to assess the potential for vertical flow to be present within the well?
    ■ **No**, flow testing has not been conducted in this well
    ☐ **Yes**, flow testing of this well was conducted. Date of testing: _____
    Type of flow meter used: _____
    Measurements taken every _____ feet **[Please Attach Results]**
26. Weather Conditions During Deployment Temp. 20° F Wind None ■ Sunny ☐ Overcast ☐ Raining ☐ Snowing
27. Weather Conditions During Retrieval Temp. 45° F Wind None ☐ Sunny ☐ Overcast ■ Raining ☐ Snowing

28. Field Sampling Technician: Name(s) and Company (please print clearly)

Name	Company
Deploy - Priscilla Merta, Steve Feldmann, Tetra Tech	
Retrieve - Carl Natter, Priscilla Merta, Tetra Tech	

New Jersey Department of Environmental Protection

Checklist for the Submission of Sampling Data for Passive Diffusion Bag Samplers (PDBS)

1. Site: Former Lockheed Electronics Company Site
2. Location: Watchung and North Plainfield, NJ
3. Well Designation: MW-1I
4. Well Permit Number: E201313297

5. Type of Well: ■ Monitoring ☐ Extraction ☐ Residential ☐ Public Supply ☐ Irrigation ☐ Other
6. Well Surface Finish: ☐ Stick Up ■ Flush Mount
7. Location of Measuring Point: ■ Top of Casing ☐ Other (specify) _____
8. **NOTE:** PDBS represent a point sample within the screened interval or open hole of the well. It is critical to know the exact depth within the well where the PDBS is deployed. Well construction specifications, which are typically used to determine where to set the PDBS in the well, are measured in feet below ground surface (fbgs). If the depth interval for PDBS deployment is measured from the reference point identified above, the difference between this reference point and the ground surface must be measured and accounted for to determine the proper depth interval to set the PDBS. Please identify below, any differences between the measuring point identified above and actual ground surface at the well head.

   Distance between measuring point and ground surface (ft.) 0.43 feet below grade
9. Total Well Depth (fbgs) 254.63 (TIC)
10. Screened interval/open hole (fbgs) 245 to 255
11. Well Casing: Diameter: 2 inch Material: ■ PVC ☐ Carbon Steel ☐ Stainless Steel
12. Well Screen (or open hole diameter): Diameter: 2 inch Material: ■ PVC ☐ Carbon Steel ☐ Stainless Steel
13. Screen Size (slot) Screen Slot Size 20 slot

14. Date and Time of Deployment Date: 12/31/13 Time: 11:05
15. Depth to Ground Water Depth to ground water at time of deployment 72.41 feet below TIC
16. Date and Time of Retrieval Date: 1/14/14 Time: 12:45 to 12:55
17. Depth to Ground Water Depth to ground water at time of retrieval 72.16 feet below TIC
18. Type of Deployment Line Used Diameter: 1/16 inch Material: Teflon coated stainless steel

19. Material and Mass (oz.) of PDBS Weight Stainless Steel, approx. 8 oz. (stainless steel recommended)
20. Type of PDBS Used
    ■ Lab Filled (Modified Trip Blank must be taken at time of deployment)
    ☐ Field Filled (Modified equipment blank of fill water must be taken at time of deployment. If PDBS isn't filled at well head, blank must travel with samplers until last sampler is deployed. Blank is then taken.)
21. Dimensions of PDBS Length (in.) 24 inches Diameter (in.) 1.25 inches Filled 220 ml
22. Position of PDBS Weight
    ☐ Attached to bottom of PDBS and suspended in well
    ☐ Attached to bottom of deployment line and suspended in well
    ■ Attached to bottom of deployment line and resting on bottom of well (preferred)
23. Position of PDBS in Well Screen (ft. from measuring point to center of PDBS)

1st PDBS	2nd PDBS	3rd PDBS	4th PDBS
246.93 ft (near top of screen)	251.93 ft		

5th PDBS	6th PDBS	7th PDBS	8th PDBS

24. If the saturated portion of the well screen or open hole is greater than 5 feet, has the well been vertically profiled to assess the potential for contaminant stratification?
    ☐ **No**, this well is being profiled during this sampling round
    ■ **Yes**, this well was profiled already. Date when well was profiled: 12/31/13
25. If the saturated portion of the well screen or open hole is greater than 10 feet, has the well been flow tested to assess the potential for vertical flow to be present within the well?
    ■ **No**, flow testing has not been conducted in this well
    ☐ **Yes**, flow testing of this well was conducted. Date of testing: _____
    Type of flow meter used: _____
    Measurements taken every _____ feet **[Please Attach Results]**
26. Weather Conditions During Deployment Temp. 20° F Wind None ■ Sunny ☐ Overcast ☐ Raining ☐ Snowing
27. Weather Conditions During Retrieval Temp. 45° F Wind None ☐ Sunny ☐ Overcast ■ Raining ☐ Snowing

28. Field Sampling Technician: Name(s) and Company (please print clearly)

Name	Company
Deploy - Priscilla Merta, Steve Feldmann, Tetra Tech	
Retrieve - Carl Natter, Priscilla Merta, Tetra Tech	

New Jersey Department of Environmental Protection

Checklist for the Submission of Sampling Data for Passive Diffusion Bag Samplers (PDBS)

1. Site: Former Lockheed Electronics Company Site
2. Location: Watchung and North Plainfield, NJ
3. Well Designation: MW-2I
4. Well Permit Number: E201313299

5. Type of Well: ■ Monitoring ☐ Extraction ☐ Residential ☐ Public Supply ☐ Irrigation ☐ Other
6. Well Surface Finish: ☐ Stick Up ■ Flush Mount
7. Location of Measuring Point: ■ Top of Casing ☐ Other (specify) _____
8. **NOTE:** PDBS represent a point sample within the screened interval or open hole of the well. It is critical to know the exact depth within the well where the PDBS is deployed. Well construction specifications, which are typically used to determine where to set the PDBS in the well, are measured in feet below ground surface (fbgs). If the depth interval for PDBS deployment is measured from the reference point identified above, the difference between this reference point and the ground surface must be measured and accounted for to determine the proper depth interval to set the PDBS. Please identify below, any differences between the measuring point identified above and actual ground surface at the well head.

   Distance between measuring point and ground surface (ft.) 0.22 feet below grade
9. Total Well Depth (fbgs) 97.52 (TIC)
10. Screened interval/open hole (fbgs) 88 to 98
11. Well Casing: Diameter: 2 inch Material: ■ PVC ☐ Carbon Steel ☐ Stainless Steel
12. Well Screen (or open hole diameter): Diameter: 2 inch Material: ■ PVC ☐ Carbon Steel ☐ Stainless Steel
13. Screen Size (slot) Screen Slot Size _____

14. Date and Time of Deployment Date: 12/31/13 Time: 09:55
15. Depth to Ground Water Depth to ground water at time of deployment 18.17 feet below TIC
16. Date and Time of Retrieval Date: 1/14/14 Time: 11:00 to 11:10
17. Depth to Ground Water Depth to ground water at time of retrieval 17.96 feet below TIC
18. Type of Deployment Line Used Diameter: 1/16 inch Material: Teflon coated stainless steel

19. Material and Mass (oz.) of PDBS Weight Stainless Steel, approx. 8 oz. (stainless steel recommended)
20. Type of PDBS Used
    ■ Lab Filled (Modified Trip Blank must be taken at time of deployment)
    ☐ Field Filled (Modified equipment blank of fill water must be taken at time of deployment. If PDBS isn't filled at well head, blank must travel with samplers until last sampler is deployed. Blank is then taken.)
21. Dimensions of PDBS Length (in.) 24 inches Diameter (in.) 1.25 inches Filled 220 ml
22. Position of PDBS Weight
    ☐ Attached to bottom of PDBS and suspended in well
    ☐ Attached to bottom of deployment line and suspended in well
    ■ Attached to bottom of deployment line and resting on bottom of well (preferred)
23. Position of PDBS in Well Screen (ft. from measuring point to center of PDBS)

1st PDBS	2nd PDBS	3rd PDBS	4th PDBS
89.82 ft (near top of screen)	94.82 ft		

5th PDBS	6th PDBS	7th PDBS	8th PDBS

24. If the saturated portion of the well screen or open hole is greater than 5 feet, has the well been vertically profiled to assess the potential for contaminant stratification?
    ☐ **No**, this well is being profiled during this sampling round
    ■ **Yes**, this well was profiled already. Date when well was profiled: 12/31/13
25. If the saturated portion of the well screen or open hole is greater than 10 feet, has the well been flow tested to assess the potential for vertical flow to be present within the well?
    ■ **No**, flow testing has not been conducted in this well
    ☐ **Yes**, flow testing of this well was conducted. Date of testing: _____
    Type of flow meter used: _____
    Measurements taken every _____ feet **[Please Attach Results]**
26. Weather Conditions During Deployment Temp. 20° F Wind None ■ Sunny ☐ Overcast ☐ Raining ☐ Snowing
27. Weather Conditions During Retrieval Temp. 45° F Wind None ☐ Sunny ☐ Overcast ■ Raining ☐ Snowing

28. Field Sampling Technician: Name(s) and Company (please print clearly)

Name	Company
Deploy - Priscilla Merta, Steve Feldmann,	Tetra Tech
Retrieve - Carl Natter, Priscilla Merta,	Tetra Tech

New Jersey Department of Environmental Protection

Checklist for the Submission of Sampling Data for Passive Diffusion Bag Samplers (PDBS)

1. Site: Former Lockheed Electronics Company Site
2. Location: Watchung and North Plainfield, NJ
3. Well Designation: MW-2D
4. Well Permit Number: E201313300

5. Type of Well: ■ Monitoring ☐ Extraction ☐ Residential ☐ Public Supply ☐ Irrigation ☐ Other
6. Well Surface Finish: ☐ Stick Up ■ Flush Mount
7. Location of Measuring Point: ■ Top of Casing ☐ Other (specify) _____
8. **NOTE:** PDBS represent a point sample within the screened interval or open hole of the well. It is critical to know the exact depth within the well where the PDBS is deployed. Well construction specifications, which are typically used to determine where to set the PDBS in the well, are measured in feet below ground surface (fbgs). If the depth interval for PDBS deployment is measured from the reference point identified above, the difference between this reference point and the ground surface must be measured and accounted for to determine the proper depth interval to set the PDBS. Please identify below, any differences between the measuring point identified above and actual ground surface at the well head.

   Distance between measuring point and ground surface (ft.) 0.0 feet below grade
9. Total Well Depth (fbgs) 197.64 (TIC)
10. Screened interval/open hole (fbgs) 188 to 198
11. Well Casing: Diameter: 2 inch Material: ■ PVC ☐ Carbon Steel ☐ Stainless Steel
12. Well Screen (or open hole diameter): Diameter: 2 inch Material: ■ PVC ☐ Carbon Steel ☐ Stainless Steel
13. Screen Size (slot) Screen Slot Size _____

14. Date and Time of Deployment Date: 12/31/13 Time: 09:25
15. Depth to Ground Water Depth to ground water at time of deployment 19.37 feet below TIC
16. Date and Time of Retrieval Date: 1/14/14 Time: 10:30 to 10:40
17. Depth to Ground Water Depth to ground water at time of retrieval 19.06 feet below TIC
18. Type of Deployment Line Used Diameter: 1/16 inch Material: Teflon coated stainless steel

19. Material and Mass (oz.) of PDBS Weight Stainless Steel, approx. 8 oz. (stainless steel recommended)
20. Type of PDBS Used
    ■ Lab Filled (Modified Trip Blank must be taken at time of deployment)
    ☐ Field Filled (Modified equipment blank of fill water must be taken at time of deployment. If PDBS isn't filled at well head, blank must travel with samplers until last sampler is deployed. Blank is then taken.)
21. Dimensions of PDBS Length (in.) 24 inches Diameter (in.) 1.25 inches Filled 220 ml
22. Position of PDBS Weight
    ☐ Attached to bottom of PDBS and suspended in well
    ☐ Attached to bottom of deployment line and suspended in well
    ■ Attached to bottom of deployment line and resting on bottom of well (preferred)
23. Position of PDBS in Well Screen (ft. from measuring point to center of PDBS)

1st PDBS	2nd PDBS	3rd PDBS	4th PDBS
189.94 ft (near top of screen)	194.94 ft		

5th PDBS	6th PDBS	7th PDBS	8th PDBS

24. If the saturated portion of the well screen or open hole is greater than 5 feet, has the well been vertically profiled to assess the potential for contaminant stratification?
    ☐ **No**, this well is being profiled during this sampling round
    ■ **Yes**, this well was profiled already. Date when well was profiled: 12/31/13
25. If the saturated portion of the well screen or open hole is greater than 10 feet, has the well been flow tested to assess the potential for vertical flow to be present within the well?
    ■ **No**, flow testing has not been conducted in this well
    ☐ **Yes**, flow testing of this well was conducted. Date of testing: _____
    Type of flow meter used: _____
    Measurements taken every _____ feet **[Please Attach Results]**
26. Weather Conditions During Deployment Temp. 20° F Wind None ■ Sunny ☐ Overcast ☐ Raining ☐ Snowing
27. Weather Conditions During Retrieval Temp. 45° F Wind None ☐ Sunny ☐ Overcast ■ Raining ☐ Snowing

28. Field Sampling Technician: Name(s) and Company (please print clearly)

Name	Company
Deploy - Priscilla Merta, Steve Feldmann,	Tetra Tech
Retrieve - Carl Natter, Priscilla Merta,	Tetra Tech

New Jersey Department of Environmental Protection

Checklist for the Submission of Sampling Data for Passive Diffusion Bag Samplers (PDBS)

1. Site: Former Lockheed Electronics Company Site
2. Location: Watchung and North Plainfield, NJ
3. Well Designation: MW-3D
4. Well Permit Number: E201313298

5. Type of Well: ■ Monitoring ☐ Extraction ☐ Residential ☐ Public Supply ☐ Irrigation ☐ Other
6. Well Surface Finish: ☐ Stick Up ■ Flush Mount
7. Location of Measuring Point: ■ Top of Casing ☐ Other (specify) _____
8. **NOTE:** PDBS represent a point sample within the screened interval or open hole of the well. It is critical to know the exact depth within the well where the PDBS is deployed. Well construction specifications, which are typically used to determine where to set the PDBS in the well, are measured in feet below ground surface (fbgs). If the depth interval for PDBS deployment is measured from the reference point identified above, the difference between this reference point and the ground surface must be measured and accounted for to determine the proper depth interval to set the PDBS. Please identify below, any differences between the measuring point identified above and actual ground surface at the well head.

   Distance between measuring point and ground surface (ft.) 0.32 feet below grade
9. Total Well Depth (fbgs) 348.70 (TIC)
10. Screened interval/open hole (fbgs) 335 to 350
11. Well Casing: Diameter: 2 inch Material: ■ PVC ☐ Carbon Steel ☐ Stainless Steel
12. Well Screen (or open hole diameter): Diameter: 2 inch Material: ■ PVC ☐ Carbon Steel ☐ Stainless Steel
13. Screen Size (slot) Screen Slot Size _____

14. Date and Time of Deployment Date: 12/31/13 Time: 11:50 to 12:05
15. Depth to Ground Water Depth to ground water at time of deployment 127.76 feet below TIC
16. Date and Time of Retrieval Date: 1/14/14 Time: 11:40 to 11:55
17. Depth to Ground Water Depth to ground water at time of retrieval 127.66 feet below TIC
18. Type of Deployment Line Used Diameter: 1/16 inch Material: Teflon coated stainless steel

19. Material and Mass (oz.) of PDBS Weight Stainless Steel, approx. 8 oz. (stainless steel recommended)
20. Type of PDBS Used
    ■ Lab Filled (Modified Trip Blank must be taken at time of deployment)
    ☐ Field Filled (Modified equipment blank of fill water must be taken at time of deployment. If PDBS isn't filled at well head, blank must travel with samplers until last sampler is deployed. Blank is then taken.)
21. Dimensions of PDBS Length (in.) 24 inches Diameter (in.) 1.25 inches Filled 220 ml
22. Position of PDBS Weight
    ☐ Attached to bottom of PDBS and suspended in well
    ☐ Attached to bottom of deployment line and suspended in well
    ■ Attached to bottom of deployment line and resting on bottom of well (preferred)
23. Position of PDBS in Well Screen (ft. from measuring point to center of PDBS)

1st PDBS	2nd PDBS	3rd PDBS	4th PDBS
336 ft (near top of screen)	341 ft	346 ft	
5th PDBS	**6th PDBS**	**7th PDBS**	**8th PDBS**

24. If the saturated portion of the well screen or open hole is greater than 5 feet, has the well been vertically profiled to assess the potential for contaminant stratification?
    ☐ **No**, this well is being profiled during this sampling round
    ■ **Yes**, this well was profiled already. Date when well was profiled: 12/31/13
25. If the saturated portion of the well screen or open hole is greater than 10 feet, has the well been flow tested to assess the potential for vertical flow to be present within the well?
    ■ **No**, flow testing has not been conducted in this well
    ☐ **Yes**, flow testing of this well was conducted. Date of testing: _____
    Type of flow meter used: _____
    Measurements taken every _____ feet **[Please Attach Results]**
26. Weather Conditions During Deployment Temp. 20° F Wind None ■ Sunny ☐ Overcast ☐ Raining ☐ Snowing
27. Weather Conditions During Retrieval Temp. 45° F Wind None ☐ Sunny ☐ Overcast ■ Raining ☐ Snowing

28. Field Sampling Technician: Name(s) and Company (please print clearly)

Name	Company
Deploy - Priscilla Merta, Steve Feldmann, Tetra Tech	
Retrieve - Carl Natter, Priscilla Merta, Tetra Tech	

New Jersey Department of Environmental Protection

Checklist for the Submission of Sampling Data for Passive Diffusion Bag Samplers (PDBS)

1. Site: Former Lockheed Electronics Company Site
2. Location: Watchung and North Plainfield, NJ
3. Well Designation: MW-1S
4. Well Permit Number: E201313296

5. Type of Well: ■ Monitoring ☐ Extraction ☐ Residential ☐ Public Supply ☐ Irrigation ☐ Other
6. Well Surface Finish: ☐ Stick Up ■ Flush Mount
7. Location of Measuring Point: ■ Top of Casing ☐ Other (specify) _____
8. **NOTE:** PDBS represent a point sample within the screened interval or open hole of the well. It is critical to know the exact depth within the well where the PDBS is deployed. Well construction specifications, which are typically used to determine where to set the PDBS in the well, are measured in feet below ground surface (fbgs). If the depth interval for PDBS deployment is measured from the reference point identified above, the difference between this reference point and the ground surface must be measured and accounted for to determine the proper depth interval to set the PDBS. Please identify below, any differences between the measuring point identified above and actual ground surface at the well head.

   Distance between measuring point and ground surface (ft.) 0.32 feet below grade
9. Total Well Depth (fbgs) 179.68 (TIC)
10. Screened interval/open hole (fbgs) 170 to 180
11. Well Casing: Diameter: 2 inch Material: ■ PVC ☐ Carbon Steel ☐ Stainless Steel
12. Well Screen (or open hole diameter): Diameter: 2 inch Material: ■ PVC ☐ Carbon Steel ☐ Stainless Steel
13. Screen Size (slot) Screen Slot Size 20 slot

14. Date and Time of Deployment Date: 3/4/14 Time: 12:00
15. Depth to Ground Water Depth to ground water at time of deployment 68.71 feet below TIC
16. Date and Time of Retrieval Date: 3/20/14 Time: 8:20
17. Depth to Ground Water Depth to ground water at time of retrieval 68.77 feet below TIC
18. Type of Deployment Line Used Diameter: 1/16 inch Material: Teflon coated stainless steel

19. Material and Mass (oz.) of PDBS Weight Stainless Steel, approx. 16 oz. (stainless steel recommended)
20. Type of PDBS Used
    ■ Lab Filled (Modified Trip Blank must be taken at time of deployment)
    ☐ Field Filled (Modified equipment blank of fill water must be taken at time of deployment. If PDBS isn't filled at well head, blank must travel with samplers until last sampler is deployed. Blank is then taken.)
21. Dimensions of PDBS Length (in.) 24 inches Diameter (in.) 1.25 inches Filled 220 ml
22. Position of PDBS Weight
    ☐ Attached to bottom of PDBS and suspended in well
    ☐ Attached to bottom of deployment line and suspended in well
    ■ Attached to bottom of deployment line and resting on bottom of well (preferred)
23. Position of PDBS in Well Screen (ft. from measuring point to center of PDBS)

1st PDBS	2nd PDBS	3rd PDBS	4th PDBS
176.98 ft (Set at bottom hooks)			
5th PDBS	**6th PDBS**	**7th PDBS**	**8th PDBS**

24. If the saturated portion of the well screen or open hole is greater than 5 feet, has the well been vertically profiled to assess the potential for contaminant stratification?
    ☐ **No**, this well is being profiled during this sampling round
    ■ **Yes**, this well was profiled already. Date when well was profiled: 12/31/13
25. If the saturated portion of the well screen or open hole is greater than 10 feet, has the well been flow tested to assess the potential for vertical flow to be present within the well?
    ■ **No**, flow testing has not been conducted in this well
    ☐ **Yes**, flow testing of this well was conducted. Date of testing: _____
    Type of flow meter used: _____
    Measurements taken every _____ feet **[Please Attach Results]**
26. Weather Conditions During Deployment Temp. 20° F Wind None ☐ Sunny ■ Overcast ☐ Raining ☐ Snowing
27. Weather Conditions During Retrieval Temp. 40° F Wind None ☐ Sunny ■ Overcast ☐ Raining ☐ Snowing

28. Field Sampling Technician: Name(s) and Company (please print clearly)

Name	Company
Roy Wagner	Tetra Tech
Carl Natter, Andrew Kelly	Tetra Tech

New Jersey Department of Environmental Protection
Checklist for the Submission of Sampling Data for Passive Diffusion Bag Samplers (PDBS)

1. Site: Former Lockheed Electronics Company Site
2. Location: Watchung and North Plainfield, NJ
3. Well Designation: MW-1I
4. Well Permit Number: E201313297

5. Type of Well: ■ Monitoring ☐ Extraction ☐ Residential ☐ Public Supply ☐ Irrigation ☐ Other
6. Well Surface Finish: ☐ Stick Up ■ Flush Mount
7. Location of Measuring Point: ■ Top of Casing ☐ Other (specify) _____
8. **NOTE:** PDBS represent a point sample within the screened interval or open hole of the well. It is critical to know the exact depth within the well where the PDBS is deployed. Well construction specifications, which are typically used to determine where to set the PDBS in the well, are measured in feet below ground surface (fbgs). If the depth interval for PDBS deployment is measured from the reference point identified above, the difference between this reference point and the ground surface must be measured and accounted for to determine the proper depth interval to set the PDBS. Please identify below, any differences between the measuring point identified above and actual ground surface at the well head.

   Distance between measuring point and ground surface (ft.) 0.43 feet below grade
9. Total Well Depth (fbgs) 254.63 (TIC)
10. Screened interval/open hole (fbgs) 245 to 255
11. Well Casing: Diameter: 2 inch Material: ■ PVC ☐ Carbon Steel ☐ Stainless Steel
12. Well Screen (or open hole diameter): Diameter: 2 inch Material: ■ PVC ☐ Carbon Steel ☐ Stainless Steel
13. Screen Size (slot) Screen Slot Size 20 slot

14. Date and Time of Deployment Date: 3/4/14 Time: 11:50
15. Depth to Ground Water Depth to ground water at time of deployment 70.54 feet below TIC
16. Date and Time of Retrieval Date: 3/20/14 Time: 8:25
17. Depth to Ground Water Depth to ground water at time of retrieval 70.62 feet below TIC
18. Type of Deployment Line Used Diameter: 0.25 inch Material: _____

19. Material and Mass (oz.) of PDBS Weight Stainless Steel, approx. 16 oz. (stainless steel recommended)
20. Type of PDBS Used
    ■ Lab Filled (Modified Trip Blank must be taken at time of deployment)
    ☐ Field Filled (Modified equipment blank of fill water must be taken at time of deployment. If PDBS isn't filled at well head, blank must travel with samplers until last sampler is deployed. Blank is then taken.)
21. Dimensions of PDBS Length (in.) 24 inches Diameter (in.) 1.25 inches Filled 220 ml
22. Position of PDBS Weight
    ☐ Attached to bottom of PDBS and suspended in well
    ☐ Attached to bottom of deployment line and suspended in well
    ■ Attached to bottom of deployment line and resting on bottom of well (preferred)
23. Position of PDBS in Well Screen (ft. from measuring point to center of PDBS)

1st PDBS	2nd PDBS	3rd PDBS	4th PDBS
251.93 ft (set on bottom hooks)			
5th PDBS	**6th PDBS**	**7th PDBS**	**8th PDBS**

24. If the saturated portion of the well screen or open hole is greater than 5 feet, has the well been vertically profiled to assess the potential for contaminant stratification?
    ☐ **No**, this well is being profiled during this sampling round
    ■ **Yes**, this well was profiled already. Date when well was profiled: 12/31/13
25. If the saturated portion of the well screen or open hole is greater than 10 feet, has the well been flow tested to assess the potential for vertical flow to be present within the well?
    ■ **No**, flow testing has not been conducted in this well
    ☐ **Yes**, flow testing of this well was conducted. Date of testing: _____
    Type of flow meter used: _____
    Measurements taken every _____ feet **[Please Attach Results]**
26. Weather Conditions During Deployment Temp. 20° F Wind None ☐ Sunny ■ Overcast ☐ Raining ☐ Snowing
27. Weather Conditions During Retrieval Temp. 40° F Wind None ☐ Sunny ■ Overcast ☐ Raining ☐ Snowing

28. Field Sampling Technician: Name(s) and Company (please print clearly)

Name	Company
Roy Wagner	Tetra Tech
Carl Natter, Andrew Kelly	Tetra Tech

New Jersey Department of Environmental Protection

Checklist for the Submission of Sampling Data for Passive Diffusion Bag Samplers (PDBS)

1. Site: Former Lockheed Electronics Company Site
2. Location: Watchung and North Plainfield, NJ
3. Well Designation: MW-2I
4. Well Permit Number: E201313299

5. Type of Well: ■ Monitoring ☐ Extraction ☐ Residential ☐ Public Supply ☐ Irrigation ☐ Other
6. Well Surface Finish: ☐ Stick Up ■ Flush Mount
7. Location of Measuring Point: ■ Top of Casing ☐ Other (specify) _____
8. **NOTE:** PDBS represent a point sample within the screened interval or open hole of the well. It is critical to know the exact depth within the well where the PDBS is deployed. Well construction specifications, which are typically used to determine where to set the PDBS in the well, are measured in feet below ground surface (fbgs). If the depth interval for PDBS deployment is measured from the reference point identified above, the difference between this reference point and the ground surface must be measured and accounted for to determine the proper depth interval to set the PDBS. Please identify below, any differences between the measuring point identified above and actual ground surface at the well head.

   Distance between measuring point and ground surface (ft.) 0.22 feet below grade
9. Total Well Depth (fbgs) 97.52 (TIC)
10. Screened interval/open hole (fbgs) 88 to 98
11. Well Casing: Diameter: 2 inch Material: ■ PVC ☐ Carbon Steel ☐ Stainless Steel
12. Well Screen (or open hole diameter): Diameter: 2 inch Material: ■ PVC ☐ Carbon Steel ☐ Stainless Steel
13. Screen Size (slot) Screen Slot Size 20 slot

14. Date and Time of Deployment Date: 3/5/14 Time: 17:05
15. Depth to Ground Water Depth to ground water at time of deployment 17.06 feet below TIC
16. Date and Time of Retrieval Date: 3/20/14 Time: 14:05
17. Depth to Ground Water Depth to ground water at time of retrieval 16.76 feet below TIC
18. Type of Deployment Line Used Diameter: 0.25 inch Material: _____

19. Material and Mass (oz.) of PDBS Weight Stainless Steel, approx. 16 oz. (stainless steel recommended)
20. Type of PDBS Used
    ■ Lab Filled (Modified Trip Blank must be taken at time of deployment)
    ☐ Field Filled (Modified equipment blank of fill water must be taken at time of deployment. If PDBS isn't filled at well head, blank must travel with samplers until last sampler is deployed. Blank is then taken.)
21. Dimensions of PDBS Length (in.) 24 inches Diameter (in.) 1.25 inches Filled 220 ml
22. Position of PDBS Weight
    ☐ Attached to bottom of PDBS and suspended in well
    ☐ Attached to bottom of deployment line and suspended in well
    ■ Attached to bottom of deployment line and resting on bottom of well (preferred)
23. Position of PDBS in Well Screen (ft. from measuring point to center of PDBS)

1st PDBS	2nd PDBS	3rd PDBS	4th PDBS
94.82 ft (set on bottom hooks, 3.5 ft. off bottom)			

5th PDBS	6th PDBS	7th PDBS	8th PDBS

24. If the saturated portion of the well screen or open hole is greater than 5 feet, has the well been vertically profiled to assess the potential for contaminant stratification?
    ☐ **No**, this well is being profiled during this sampling round
    ■ **Yes**, this well was profiled already. Date when well was profiled: 12/31/13
25. If the saturated portion of the well screen or open hole is greater than 10 feet, has the well been flow tested to assess the potential for vertical flow to be present within the well?
    ■ **No**, flow testing has not been conducted in this well
    ☐ **Yes**, flow testing of this well was conducted. Date of testing: _____
    Type of flow meter used: _____
    Measurements taken every _____ feet **[Please Attach Results]**
26. Weather Conditions During Deployment Temp. 30° F Wind None ■ Sunny ☐ Overcast ☐ Raining ☐ Snowing
27. Weather Conditions During Retrieval Temp. 40° F Wind None ☐ Sunny ■ Overcast ☐ Raining ☐ Snowing

28. Field Sampling Technician: Name(s) and Company (please print clearly)

Name	Company
Roy Wagner	Tetra Tech
Carl Natter, Andrew Kelly	Tetra Tech

New Jersey Department of Environmental Protection

Checklist for the Submission of Sampling Data for Passive Diffusion Bag Samplers (PDBS)

1. Site: Former Lockheed Electronics Company Site
2. Location: Watchung and North Plainfield, NJ
3. Well Designation: MW-2D
4. Well Permit Number: E201313300

5. Type of Well: ■ Monitoring ☐ Extraction ☐ Residential ☐ Public Supply ☐ Irrigation ☐ Other
6. Well Surface Finish: ☐ Stick Up ■ Flush Mount
7. Location of Measuring Point: ■ Top of Casing ☐ Other (specify) _____
8. **NOTE:** PDBS represent a point sample within the screened interval or open hole of the well. It is critical to know the exact depth within the well where the PDBS is deployed. Well construction specifications, which are typically used to determine where to set the PDBS in the well, are measured in feet below ground surface (fbgs). If the depth interval for PDBS deployment is measured from the reference point identified above, the difference between this reference point and the ground surface must be measured and accounted for to determine the proper depth interval to set the PDBS. Please identify below, any differences between the measuring point identified above and actual ground surface at the well head.

   Distance between measuring point and ground surface (ft.) 0.0 feet below grade
9. Total Well Depth (fbgs) 197.64 (TIC)
10. Screened interval/open hole (fbgs) 188 to 198
11. Well Casing: Diameter: 2 inch Material: ■ PVC ☐ Carbon Steel ☐ Stainless Steel
12. Well Screen (or open hole diameter): Diameter: 2 inch Material: ■ PVC ☐ Carbon Steel ☐ Stainless Steel
13. Screen Size (slot) Screen Slot Size 20 slot

14. Date and Time of Deployment Date: 3/5/14 Time: 17:10
15. Depth to Ground Water Depth to ground water at time of deployment 18.23 feet below TIC
16. Date and Time of Retrieval Date: 3/20/14 Time: 14:10
17. Depth to Ground Water Depth to ground water at time of retrieval 18.00 feet below TIC
18. Type of Deployment Line Used Diameter: 0.25 inch Material: _____
19. Material and Mass (oz.) of PDBS Weight Stainless Steel, approx. 16 oz. (stainless steel recommended)
20. Type of PDBS Used
    ■ Lab Filled (Modified Trip Blank must be taken at time of deployment)
    ☐ Field Filled (Modified equipment blank of fill water must be taken at time of deployment. If PDBS isn't filled at well head, blank must travel with samplers until last sampler is deployed. Blank is then taken.)
21. Dimensions of PDBS Length (in.) 24 inches Diameter (in.) 1.25 inches Filled 220 ml
22. Position of PDBS Weight
    ☐ Attached to bottom of PDBS and suspended in well
    ☐ Attached to bottom of deployment line and suspended in well
    ■ Attached to bottom of deployment line and resting on bottom of well (preferred)
23. Position of PDBS in Well Screen (ft. from measuring point to center of PDBS)

1st PDBS	2nd PDBS	3rd PDBS	4th PDBS
194.94 ft (set on bottom hooks)			
5th PDBS	**6th PDBS**	**7th PDBS**	**8th PDBS**

24. If the saturated portion of the well screen or open hole is greater than 5 feet, has the well been vertically profiled to assess the potential for contaminant stratification?
    ☐ **No**, this well is being profiled during this sampling round
    ■ **Yes**, this well was profiled already. Date when well was profiled: 12/31/13
25. If the saturated portion of the well screen or open hole is greater than 10 feet, has the well been flow tested to assess the potential for vertical flow to be present within the well?
    ■ **No**, flow testing has not been conducted in this well
    ☐ **Yes**, flow testing of this well was conducted. Date of testing: _____
    Type of flow meter used: _____
    Measurements taken every _____ feet **[Please Attach Results]**
26. Weather Conditions During Deployment Temp. 30° F Wind None ■ Sunny ☐ Overcast ☐ Raining ☐ Snowing
27. Weather Conditions During Retrieval Temp. 40° F Wind None ☐ Sunny ■ Overcast ☐ Raining ☐ Snowing

28. Field Sampling Technician: Name(s) and Company (please print clearly)

Name	Company
Roy Wagner, Tetra Tech	
Carl Natter, Tetra Tech, Andrew Kelly Tetra Tech	

New Jersey Department of Environmental Protection

Checklist for the Submission of Sampling Data for Passive Diffusion Bag Samplers (PDBS)

1. Site: Former Lockheed Electronics Company Site
2. Location: Watchung and North Plainfield, NJ
3. Well Designation: MW-3D
4. Well Permit Number: E201313298

5. Type of Well: ■ Monitoring ☐ Extraction ☐ Residential ☐ Public Supply ☐ Irrigation ☐ Other
6. Well Surface Finish: ☐ Stick Up ■ Flush Mount
7. Location of Measuring Point: ■ Top of Casing ☐ Other (specify) _____
8. **NOTE:** PDBS represent a point sample within the screened interval or open hole of the well. It is critical to know the exact depth within the well where the PDBS is deployed. Well construction specifications, which are typically used to determine where to set the PDBS in the well, are measured in feet below ground surface (fbgs). If the depth interval for PDBS deployment is measured from the reference point identified above, the difference between this reference point and the ground surface must be measured and accounted for to determine the proper depth interval to set the PDBS. Please identify below, any differences between the measuring point identified above and actual ground surface at the well head.

   Distance between measuring point and ground surface (ft.) 0.32 feet below grade
9. Total Well Depth (fbgs) 348.70 (TIC)
10. Screened interval/open hole (fbgs) 335 to 350
11. Well Casing: Diameter: 2 inch Material: ■ PVC ☐ Carbon Steel ☐ Stainless Steel
12. Well Screen (or open hole diameter): Diameter: 2 inch Material: ■ PVC ☐ Carbon Steel ☐ Stainless Steel
13. Screen Size (slot) Screen Slot Size 20 slot

14. Date and Time of Deployment Date: 3/4/14 Time: 15:05
15. Depth to Ground Water Depth to ground water at time of deployment 126.90 feet below TIC
16. Date and Time of Retrieval Date: 3/20/14 Time: 11:10
17. Depth to Ground Water Depth to ground water at time of retrieval 126.84 feet below TIC
18. Type of Deployment Line Used Diameter: 0.25 inch Material: _____

19. Material and Mass (oz.) of PDBS Weight Stainless Steel, approx. 32 oz. (stainless steel recommended)
20. Type of PDBS Used
    ■ Lab Filled (Modified Trip Blank must be taken at time of deployment)
    ☐ Field Filled (Modified equipment blank of fill water must be taken at time of deployment. If PDBS isn't filled at well head, blank must travel with samplers until last sampler is deployed. Blank is then taken.)
21. Dimensions of PDBS Length (in.) 24 inches Diameter (in.) 1.25 inches Filled 220 ml
22. Position of PDBS Weight
    ☐ Attached to bottom of PDBS and suspended in well
    ☐ Attached to bottom of deployment line and suspended in well
    ■ Attached to bottom of deployment line and resting on bottom of well (preferred)
23. Position of PDBS in Well Screen (ft. from measuring point to center of PDBS)

1st PDBS	2nd PDBS	3rd PDBS	4th PDBS
336 ft			

(Set on top of hooks 3 sets of hooks - used top set)

5th PDBS	6th PDBS	7th PDBS	8th PDBS

24. If the saturated portion of the well screen or open hole is greater than 5 feet, has the well been vertically profiled to assess the potential for contaminant stratification?
    ☐ **No**, this well is being profiled during this sampling round
    ■ **Yes**, this well was profiled already. Date when well was profiled: 12/31/13
25. If the saturated portion of the well screen or open hole is greater than 10 feet, has the well been flow tested to assess the potential for vertical flow to be present within the well?
    ■ **No**, flow testing has not been conducted in this well
    ☐ **Yes**, flow testing of this well was conducted. Date of testing: _____
    Type of flow meter used: _____
    Measurements taken every _____ feet **[Please Attach Results]**
26. Weather Conditions During Deployment Temp. 20° F Wind None ☐ Sunny ■ Overcast ☐ Raining ☐ Snowing
27. Weather Conditions During Retrieval Temp. 40° F Wind None ☐ Sunny ■ Overcast ☐ Raining ☐ Snowing

28. Field Sampling Technician: Name(s) and Company (please print clearly)

Name	Company
Roy Wagner, Tetra Tech	
Carl Natter, Tetra Tech, Andrew Kelly, Tetra Tech	

New Jersey Department of Environmental Protection
Checklist for the Submission of Sampling Data for Passive Diffusion Bag Samplers (PDBS)

1. Site: Former Lockheed Electronics Company Site
2. Location: Watchung and North Plainfield, NJ
3. Well Designation: MW-501S
4. Well Permit Number: 25-43364

5. Type of Well: ■ Monitoring ☐ Extraction ☐ Residential ☐ Public Supply ☐ Irrigation ☐ Other
6. Well Surface Finish: ☐ Stick Up ■ Flush Mount
7. Location of Measuring Point: ■ Top of Casing ☐ Other (specify) _____
8. **NOTE:** PDBS represent a point sample within the screened interval or open hole of the well. It is critical to know the exact depth within the well where the PDBS is deployed. Well construction specifications, which are typically used to determine where to set the PDBS in the well, are measured in feet below ground surface (fbgs). If the depth interval for PDBS deployment is measured from the reference point identified above, the difference between this reference point and the ground surface must be measured and accounted for to determine the proper depth interval to set the PDBS. Please identify below, any differences between the measuring point identified above and actual ground surface at the well head.

   Distance between measuring point and ground surface (ft.) 0.62 feet below grade
9. Total Well Depth (fbgs) 13.90 (TIC)
10. Screened interval/open hole (fbgs) 8 to 18
11. Well Casing: Diameter: 2 inch Material: ■ PVC ☐ Carbon Steel ☐ Stainless Steel
12. Well Screen (or open hole diameter): Diameter: 2 inch Material: ■ PVC ☐ Carbon Steel ☐ Stainless Steel
13. Screen Size (slot) Screen Slot Size _____

14. Date and Time of Deployment Date: 3/4/14 Time: 10:25
15. Depth to Ground Water Depth to ground water at time of deployment 4.86 feet below TIC
16. Date and Time of Retrieval Date: 3/20/14 Time: 9:50
17. Depth to Ground Water Depth to ground water at time of retrieval 5.25 feet below TIC
18. Type of Deployment Line Used Diameter: 0.25 inch Material: Nylon line

19. Material and Mass (oz.) of PDBS Weight Stainless Steel, approx. 12 oz. (stainless steel recommended)
20. Type of PDBS Used
    ■ Lab Filled (Modified Trip Blank must be taken at time of deployment)
    ☐ Field Filled (Modified equipment blank of fill water must be taken at time of deployment. If PDBS isn't filled at well head, blank must travel with samplers until last sampler is deployed. Blank is then taken.)
21. Dimensions of PDBS Length (in.) 24 inches Diameter (in.) 1.25 inches Filled 220 ml
22. Position of PDBS Weight
    ☐ Attached to bottom of PDBS and suspended in well
    ☐ Attached to bottom of deployment line and suspended in well
    ■ Attached to bottom of deployment line and resting on bottom of well (preferred)
23. Position of PDBS in Well Screen (ft. from measuring point to center of PDBS)

1st PDBS	2nd PDBS	3rd PDBS	4th PDBS
approx. 9.1 ft bgs			
5th PDBS	**6th PDBS**	**7th PDBS**	**8th PDBS**

24. If the saturated portion of the well screen or open hole is greater than 5 feet, has the well been vertically profiled to assess the potential for contaminant stratification?
    ☐ **No**, this well is being profiled during this sampling round
    ☐ **Yes**, this well was profiled already. Date when well was profiled: _____
25. If the saturated portion of the well screen or open hole is greater than 10 feet, has the well been flow tested to assess the potential for vertical flow to be present within the well?
    ■ **No**, flow testing has not been conducted in this well
    ☐ **Yes**, flow testing of this well was conducted. Date of testing: _____
    Type of flow meter used: _____
    Measurements taken every _____ feet **[Please Attach Results]**
26. Weather Conditions During Deployment Temp. 20° F Wind None ☐ Sunny ■ Overcast ☐ Raining ☐ Snowing
27. Weather Conditions During Retrieval Temp. 40° F Wind None ☐ Sunny ■ Overcast ☐ Raining ☐ Snowing

28. Field Sampling Technician: Name(s) and Company (please print clearly)

Name	Company
Roy Wagner	Tetra Tech
Carl Natter, Andrew Kelly	Tetra Tech

New Jersey Department of Environmental Protection
Checklist for the Submission of Sampling Data for Passive Diffusion Bag Samplers (PDBS)

1. Site: Former Lockheed Electronics Company Site
2. Location: Watchung and N
3. Well Designation: MW-501I
4. Well Permit Number: 25-43363

5. Type of Well: ■ Monitoring ☐ Extraction ☐ Residential ☐ Public Supply ☐ Irrigation ☐ Other
6. Well Surface Finish: ☐ Stick Up ■ Flush Mount
7. Location of Measuring Point: ■ Top of Casing ☐ Other (specify) _____
8. **NOTE:** PDBS represent a point sample within the screened interval or open hole of the well. It is critical to know the exact depth within the well where the PDBS is deployed. Well construction specifications, which are typically used to determine where to set the PDBS in the well, are measured in feet below ground surface (fbgs). If the depth interval for PDBS deployment is measured from the reference point identified above, the difference between this reference point and the ground surface must be measured and accounted for to determine the proper depth interval to set the PDBS. Please identify below, any differences between the measuring point identified above and actual ground surface at the well head.

   Distance between measuring point and ground surface (ft.) 0.44 feet below grade
9. Total Well Depth (fbgs) 73.40 (TIC)
10. Screened interval/open hole (fbgs) 64.5 to 74.5
11. Well Casing: Diameter: 2 inch Material: ■ PVC ☐ Carbon Steel ☐ Stainless Steel
12. Well Screen (or open hole diameter): Diameter: 2 inch Material: ■ PVC ☐ Carbon Steel ☐ Stainless Steel
13. Screen Size (slot) Screen Slot Size _____

14. Date and Time of Deployment Date: 3/4/14 Time: 10:35
15. Depth to Ground Water Depth to ground water at time of deployment 9.54 feet below TIC
16. Date and Time of Retrieval Date: 3/20/14 Time: 9:55
17. Depth to Ground Water Depth to ground water at time of retrieval 9.35 feet below TIC
18. Type of Deployment Line Used Diameter: 0.25 inch Material: Nylon line

19. Material and Mass (oz.) of PDBS Weight Stainless Steel, approx. 12 oz. (stainless steel recommended)
20. Type of PDBS Used
    ■ Lab Filled (Modified Trip Blank must be taken at time of deployment)
    ☐ Field Filled (Modified equipment blank of fill water must be taken at time of deployment. If PDBS isn't filled at well head, blank must travel with samplers until last sampler is deployed. Blank is then taken.)
21. Dimensions of PDBS Length (in.) 24 inches Diameter (in.) 1.25 inches Filled 220 ml
22. Position of PDBS Weight
    ☐ Attached to bottom of PDBS and suspended in well
    ☐ Attached to bottom of deployment line and suspended in well
    ■ Attached to bottom of deployment line and resting on bottom of well (preferred)
23. Position of PDBS in Well Screen (ft. from measuring point to center of PDBS)

1st PDBS	2nd PDBS	3rd PDBS	4th PDBS
approx. 68.4 ft bgs			

5th PDBS	6th PDBS	7th PDBS	8th PDBS

24. If the saturated portion of the well screen or open hole is greater than 5 feet, has the well been vertically profiled to assess the potential for contaminant stratification?
    ☐ **No**, this well is being profiled during this sampling round
    ☐ **Yes**, this well was profiled already. Date when well was profiled: _____
25. If the saturated portion of the well screen or open hole is greater than 10 feet, has the well been flow tested to assess the potential for vertical flow to be present within the well?
    ■ **No**, flow testing has not been conducted in this well
    ☐ **Yes**, flow testing of this well was conducted. Date of testing: _____
    Type of flow meter used: _____
    Measurements taken every _____ feet **[Please Attach Results]**
26. Weather Conditions During Deployment Temp. 20° F Wind None ☐ Sunny ■ Overcast ☐ Raining ☐ Snowing
27. Weather Conditions During Retrieval Temp. 40° F Wind None ☐ Sunny ■ Overcast ☐ Raining ☐ Snowing

28. Field Sampling Technician: Name(s) and Company (please print clearly)

Name	Company
Roy Wagner, Tetra Tech	
Carl Natter, Tetra Tech, Andrew Kelly, Tetra Tech	

New Jersey Department of Environmental Protection
Checklist for the Submission of Sampling Data for Passive Diffusion Bag Samplers (PDBS)

1. Site: Former Lockheed Electronics Company Site
2. Location: Watchung and North Plainfield, NJ
3. Well Designation: MW-502S
4. Well Permit Number: 25-43366

5. Type of Well: ■ Monitoring ☐ Extraction ☐ Residential ☐ Public Supply ☐ Irrigation ☐ Other
6. Well Surface Finish: ☐ Stick Up ■ Flush Mount
7. Location of Measuring Point: ■ Top of Casing ☐ Other (specify) _____
8. **NOTE:** PDBS represent a point sample within the screened interval or open hole of the well. It is critical to know the exact depth within the well where the PDBS is deployed. Well construction specifications, which are typically used to determine where to set the PDBS in the well, are measured in feet below ground surface (fbgs). If the depth interval for PDBS deployment is measured from the reference point identified above, the difference between this reference point and the ground surface must be measured and accounted for to determine the proper depth interval to set the PDBS. Please identify below, any differences between the measuring point identified above and actual ground surface at the well head.

   Distance between measuring point and ground surface (ft.) 0.35 feet below grade
9. Total Well Depth (fbgs) 18.51 (TIC)
10. Screened interval/open hole (fbgs) 8 to 18
11. Well Casing: Diameter: 2 inch Material: ■ PVC ☐ Carbon Steel ☐ Stainless Steel
12. Well Screen (or open hole diameter): Diameter: 2 inch Material: ■ PVC ☐ Carbon Steel ☐ Stainless Steel
13. Screen Size (slot) Screen Slot Size _____

14. Date and Time of Deployment Date: 3/4/14 Time: 13:20
15. Depth to Ground Water Depth to ground water at time of deployment 0.89 feet below TIC
16. Date and Time of Retrieval Date: 3/20/14 Time: 10:30
17. Depth to Ground Water Depth to ground water at time of retrieval 0.60 feet below TIC
18. Type of Deployment Line Used Diameter: 0.25 inch Material: Nylon line

19. Material and Mass (oz.) of PDBS Weight Stainless Steel, approx. 16 oz. (stainless steel recommended)
20. Type of PDBS Used
    ■ Lab Filled (Modified Trip Blank must be taken at time of deployment)
    ☐ Field Filled (Modified equipment blank of fill water must be taken at time of deployment. If PDBS isn't filled at well head, blank must travel with samplers until last sampler is deployed. Blank is then taken.)
21. Dimensions of PDBS Length (in.) 24 inches Diameter (in.) 1.25 inches Filled 220 ml
22. Position of PDBS Weight
    ☐ Attached to bottom of PDBS and suspended in well
    ☐ Attached to bottom of deployment line and suspended in well
    ■ Attached to bottom of deployment line and resting on bottom of well (preferred)
23. Position of PDBS in Well Screen (ft. from measuring point to center of PDBS)

1st PDBS	2nd PDBS	3rd PDBS	4th PDBS
approx. 11.5 ft bgs			

5th PDBS	6th PDBS	7th PDBS	8th PDBS

24. If the saturated portion of the well screen or open hole is greater than 5 feet, has the well been vertically profiled to assess the potential for contaminant stratification?
    ☐ **No**, this well is being profiled during this sampling round
    ☐ **Yes**, this well was profiled already. Date when well was profiled: _____
25. If the saturated portion of the well screen or open hole is greater than 10 feet, has the well been flow tested to assess the potential for vertical flow to be present within the well?
    ■ **No**, flow testing has not been conducted in this well
    ☐ **Yes**, flow testing of this well was conducted. Date of testing: _____
    Type of flow meter used: _____
    Measurements taken every _____ feet **[Please Attach Results]**
26. Weather Conditions During Deployment Temp. 20° F Wind None ☐ Sunny ■ Overcast ☐ Raining ☐ Snowing
27. Weather Conditions During Retrieval Temp. 40° F Wind None ☐ Sunny ■ Overcast ☐ Raining ☐ Snowing

28. Field Sampling Technician: Name(s) and Company (please print clearly)

Name	Company
Roy Wagner	Tetra Tech
Carl Natter, Andrew Kelly	Tetra Tech

New Jersey Department of Environmental Protection
Checklist for the Submission of Sampling Data for Passive Diffusion Bag Samplers (PDBS)

1. Site: Former Lockheed Electronics Company Site
2. Location: Watchung and North Plainfield, NJ
3. Well Designation: MW-502I
4. Well Permit Number: 25-43365

5. Type of Well: ■ Monitoring ☐ Extraction ☐ Residential ☐ Public Supply ☐ Irrigation ☐ Other
6. Well Surface Finish: ☐ Stick Up ■ Flush Mount
7. Location of Measuring Point: ■ Top of Casing ☐ Other (specify) _____
8. **NOTE:** PDBS represent a point sample within the screened interval or open hole of the well. It is critical to know the exact depth within the well where the PDBS is deployed. Well construction specifications, which are typically used to determine where to set the PDBS in the well, are measured in feet below ground surface (fbgs). If the depth interval for PDBS deployment is measured from the reference point identified above, the difference between this reference point and the ground surface must be measured and accounted for to determine the proper depth interval to set the PDBS. Please identify below, any differences between the measuring point identified above and actual ground surface at the well head.

   Distance between measuring point and ground surface (ft.) 0.35 feet below grade
9. Total Well Depth (fbgs) 73.75 (TIC)
10. Screened interval/open hole (fbgs) 64.7 to 74.7
11. Well Casing: Diameter: 2 inch Material: ■ PVC ☐ Carbon Steel ☐ Stainless Steel
12. Well Screen (or open hole diameter): Diameter: 2 inch Material: ■ PVC ☐ Carbon Steel ☐ Stainless Steel
13. Screen Size (slot) Screen Slot Size _____

14. Date and Time of Deployment Date: 3/4/14 Time: 13:30
15. Depth to Ground Water Depth to ground water at time of deployment 2.02 feet below TIC
16. Date and Time of Retrieval Date: 3/20/14 Time: 10:35
17. Depth to Ground Water Depth to ground water at time of retrieval 1.59 feet below TIC
18. Type of Deployment Line Used Diameter: 0.25 inch Material: Nylon line

19. Material and Mass (oz.) of PDBS Weight Stainless Steel, approx. 16 oz. (stainless steel recommended)
20. Type of PDBS Used
    ■ Lab Filled (Modified Trip Blank must be taken at time of deployment)
    ☐ Field Filled (Modified equipment blank of fill water must be taken at time of deployment. If PDBS isn't filled at well head, blank must travel with samplers until last sampler is deployed. Blank is then taken.)
21. Dimensions of PDBS Length (in.) 24 inches Diameter (in.) 1.25 inches Filled 220 ml
22. Position of PDBS Weight
    ☐ Attached to bottom of PDBS and suspended in well
    ☐ Attached to bottom of deployment line and suspended in well
    ■ Attached to bottom of deployment line and resting on bottom of well (preferred)
23. Position of PDBS in Well Screen (ft. from measuring point to center of PDBS)

1st PDBS	2nd PDBS	3rd PDBS	4th PDBS
approx. 68.75 (center of screen)			
5th PDBS	**6th PDBS**	**7th PDBS**	**8th PDBS**

24. If the saturated portion of the well screen or open hole is greater than 5 feet, has the well been vertically profiled to assess the potential for contaminant stratification?
    ☐ **No**, this well is being profiled during this sampling round
    ☐ **Yes**, this well was profiled already. Date when well was profiled: _____
25. If the saturated portion of the well screen or open hole is greater than 10 feet, has the well been flow tested to assess the potential for vertical flow to be present within the well?
    ■ **No**, flow testing has not been conducted in this well
    ☐ **Yes**, flow testing of this well was conducted. Date of testing: _____
    Type of flow meter used: _____
    Measurements taken every _____ feet **[Please Attach Results]**
26. Weather Conditions During Deployment Temp. 20° F Wind None ☐ Sunny ■ Overcast ☐ Raining ☐ Snowing
27. Weather Conditions During Retrieval Temp. 40° F Wind None ☐ Sunny ■ Overcast ☐ Raining ☐ Snowing

28. Field Sampling Technician: Name(s) and Company (please print clearly)

Name	Company
Roy Wagner, Tetra Tech	
Carl Natter, Tetra Tech, Andrew Kelly, Tetra Tech	

New Jersey Department of Environmental Protection

Checklist for the Submission of Sampling Data for Passive Diffusion Bag Samplers (PDBS)

1. Site: Former Lockheed Electronics Company Site
2. Location: Watchung and North Plainfield, NJ
3. Well Designation: MW-503S
4. Well Permit Number: 25-43368

5. Type of Well: ■ Monitoring ☐ Extraction ☐ Residential ☐ Public Supply ☐ Irrigation ☐ Other
6. Well Surface Finish: ☐ Stick Up ■ Flush Mount
7. Location of Measuring Point: ■ Top of Casing ☐ Other (specify) _____
8. **NOTE:** PDBS represent a point sample within the screened interval or open hole of the well. It is critical to know the exact depth within the well where the PDBS is deployed. Well construction specifications, which are typically used to determine where to set the PDBS in the well, are measured in feet below ground surface (fbgs). If the depth interval for PDBS deployment is measured from the reference point identified above, the difference between this reference point and the ground surface must be measured and accounted for to determine the proper depth interval to set the PDBS. Please identify below, any differences between the measuring point identified above and actual ground surface at the well head.

   Distance between measuring point and ground surface (ft.) 0.28 feet below grade
9. Total Well Depth (fbgs) 23.35 (TIC)
10. Screened interval/open hole (fbgs) 8.7 to 23.7
11. Well Casing: Diameter: 2 inch Material: ■ PVC ☐ Carbon Steel ☐ Stainless Steel
12. Well Screen (or open hole diameter): Diameter: 2 inch Material: ■ PVC ☐ Carbon Steel ☐ Stainless Steel
13. Screen Size (slot) Screen Slot Size _____

14. Date and Time of Deployment Date: 3/5/14 Time: 13:40
15. Depth to Ground Water Depth to ground water at time of deployment 4.14 feet below TIC
16. Date and Time of Retrieval Date: 3/20/14 Time: 10:05
17. Depth to Ground Water Depth to ground water at time of retrieval 3.83 feet below TIC
18. Type of Deployment Line Used Diameter: 0.25 inch Material: Nylon line

19. Material and Mass (oz.) of PDBS Weight Stainless Steel, approx. 16 oz. (stainless steel recommended)
20. Type of PDBS Used
    ■ Lab Filled (Modified Trip Blank must be taken at time of deployment)
    ☐ Field Filled (Modified equipment blank of fill water must be taken at time of deployment. If PDBS isn't filled at well head, blank must travel with samplers until last sampler is deployed. Blank is then taken.)
21. Dimensions of PDBS Length (in.) 24 inches Diameter (in.) 1.25 inches Filled 220 ml
22. Position of PDBS Weight
    ☐ Attached to bottom of PDBS and suspended in well
    ☐ Attached to bottom of deployment line and suspended in well
    ■ Attached to bottom of deployment line and resting on bottom of well (preferred)
23. Position of PDBS in Well Screen (ft. from measuring point to center of PDBS)

1st PDBS	2nd PDBS	3rd PDBS	4th PDBS
9.6 feet below TOC			

(10.55 feet well depth, set 2.5' off bottom)

5th PDBS	6th PDBS	7th PDBS	8th PDBS

24. If the saturated portion of the well screen or open hole is greater than 5 feet, has the well been vertically profiled to assess the potential for contaminant stratification?
    ☐ **No**, this well is being profiled during this sampling round
    ☐ **Yes**, this well was profiled already. Date when well was profiled: _____
25. If the saturated portion of the well screen or open hole is greater than 10 feet, has the well been flow tested to assess the potential for vertical flow to be present within the well?
    ■ **No**, flow testing has not been conducted in this well
    ☐ **Yes**, flow testing of this well was conducted. Date of testing: _____
    Type of flow meter used: _____
    Measurements taken every _____ feet **[Please Attach Results]**
26. Weather Conditions During Deployment Temp. 30° F Wind None ■ Sunny ☐ Overcast ☐ Raining ☐ Snowing
27. Weather Conditions During Retrieval Temp. 40° F Wind None ☐ Sunny ■ Overcast ☐ Raining ☐ Snowing

28. Field Sampling Technician: Name(s) and Company (please print clearly)

Name	Company
Andrew Kelly	Tetra Tech
Carl Natter, Andrew Kelly	Tetra Tech

New Jersey Department of Environmental Protection

Checklist for the Submission of Sampling Data for Passive Diffusion Bag Samplers (PDBS)

1. Site: Former Lockheed Electronics Company Site
2. Location: Watchung and North Plainfield, NJ
3. Well Designation: MW-503I
4. Well Permit Number: 25-43367

5. Type of Well: ■Monitoring ☐Extraction ☐Residential ☐Public Supply ☐Irrigation ☐Other
6. Well Surface Finish: ☐Stick Up ■Flush Mount
7. Location of Measuring Point: ■Top of Casing ☐Other (specify) _____
8. **NOTE:** PDBS represent a point sample within the screened interval or open hole of the well. It is critical to know the exact depth within the well where the PDBS is deployed. Well construction specifications, which are typically used to determine where to set the PDBS in the well, are measured in feet below ground surface (fbgs). If the depth interval for PDBS deployment is measured from the reference point identified above, the difference between this reference point and the ground surface must be measured and accounted for to determine the proper depth interval to set the PDBS. Please identify below, any differences between the measuring point identified above and actual ground surface at the well head.

   Distance between measuring point and ground surface (ft.) 0.05 feet below grade
9. Total Well Depth (fbgs) 69.94 (TIC)
10. Screened interval/open hole (fbgs) 61.5 to 71.5
11. Well Casing: Diameter: 2 inch Material: ■PVC ☐Carbon Steel ☐Stainless Steel
12. Well Screen (or open hole diameter): Diameter: 2 inch Material: ■PVC ☐Carbon Steel ☐Stainless Steel
13. Screen Size (slot) Screen Slot Size _____

14. Date and Time of Deployment Date: 3/5/14 Time: 3:45
15. Depth to Ground Water Depth to ground water at time of deployment 3.96 feet below TIC
16. Date and Time of Retrieval Date: 3/20/14 Time: 10:10
17. Depth to Ground Water Depth to ground water at time of retrieval 3.58 feet below TIC
18. Type of Deployment Line Used Diameter: 0.25 inch Material: Nylon line

19. Material and Mass (oz.) of PDBS Weight Stainless Steel, approx. 16 oz. (stainless steel recommended)
20. Type of PDBS Used
    ■Lab Filled (Modified Trip Blank must be taken at time of deployment)
    ☐Field Filled (Modified equipment blank of fill water must be taken at time of deployment. If PDBS isn't filled at well head, blank must travel with samplers until last sampler is deployed. Blank is then taken.)
21. Dimensions of PDBS Length (in.) 24 inches Diameter (in.) 1.25 inches Filled 220 ml
22. Position of PDBS Weight
    ☐Attached to bottom of PDBS and suspended in well
    ☐Attached to bottom of deployment line and suspended in well
    ■Attached to bottom of deployment line and resting on bottom of well (preferred)
23. Position of PDBS in Well Screen (ft. from measuring point to center of PDBS)

1st PDBS	2nd PDBS	3rd PDBS	4th PDBS
approx. 64.94 ft (center of screen)			
5th PDBS	**6th PDBS**	**7th PDBS**	**8th PDBS**

24. If the saturated portion of the well screen or open hole is greater than 5 feet, has the well been vertically profiled to assess the potential for contaminant stratification?
    ☐**No**, this well is being profiled during this sampling round
    ☐**Yes**, this well was profiled already. Date when well was profiled: _____
25. If the saturated portion of the well screen or open hole is greater than 10 feet, has the well been flow tested to assess the potential for vertical flow to be present within the well?
    ■**No**, flow testing has not been conducted in this well
    ☐**Yes**, flow testing of this well was conducted. Date of testing: _____
    Type of flow meter used: _____
    Measurements taken every _____ feet **[Please Attach Results]**
26. Weather Conditions During Deployment Temp. 30° F Wind None ■Sunny ☐Overcast ☐Raining ☐Snowing
27. Weather Conditions During Retrieval Temp. 40° F Wind None ☐Sunny ■Overcast ☐Raining ☐Snowing

28. Field Sampling Technician: Name(s) and Company (please print clearly)

Name	Company
Roy Wagner	Tetra Tech
Carl Natter, Andrew Kelly	Tetra Tech

New Jersey Department of Environmental Protection
Checklist for the Submission of Sampling Data for Passive Diffusion Bag Samplers (PDBS)

1. Site: Former Lockheed Electronics Company Site
2. Location: Watchung and North Plainfield, NJ
3. Well Designation: MW-505S
4. Well Permit Number: 25-43522

5. Type of Well: ■ Monitoring ☐ Extraction ☐ Residential ☐ Public Supply ☐ Irrigation ☐ Other
6. Well Surface Finish: ■ Stick Up ☐ Flush Mount
7. Location of Measuring Point: ■ Top of Casing ☐ Other (specify) _____
8. **NOTE:** PDBS represent a point sample within the screened interval or open hole of the well. It is critical to know the exact depth within the well where the PDBS is deployed. Well construction specifications, which are typically used to determine where to set the PDBS in the well, are measured in feet below ground surface (fbgs). If the depth interval for PDBS deployment is measured from the reference point identified above, the difference between this reference point and the ground surface must be measured and accounted for to determine the proper depth interval to set the PDBS. Please identify below, any differences between the measuring point identified above and actual ground surface at the well head.

   Distance between measuring point and ground surface (ft.) 0.28 feet below grade
9. Total Well Depth (fbgs) 19.70 (TIC)
10. Screened interval/open hole (fbgs) 9.7 to 19.7
11. Well Casing: Diameter: 2 inch Material: ■ PVC ☐ Carbon Steel ☐ Stainless Steel
12. Well Screen (or open hole diameter): Diameter: 2 inch Material: ■ PVC ☐ Carbon Steel ☐ Stainless Steel
13. Screen Size (slot) Screen Slot Size _____

14. Date and Time of Deployment Date: 3/4/14 Time: 16:25
15. Depth to Ground Water Depth to ground water at time of deployment 4.67 feet below TIC
16. Date and Time of Retrieval Date: 3/20/14 Time: 13:35
17. Depth to Ground Water Depth to ground water at time of retrieval 4.21 feet below TIC
18. Type of Deployment Line Used Diameter: 0.25 inch Material: Nylon line

19. Material and Mass (oz.) of PDBS Weight Stainless Steel, approx. 16 oz. (stainless steel recommended)
20. Type of PDBS Used
    ■ Lab Filled (Modified Trip Blank must be taken at time of deployment)
    ☐ Field Filled (Modified equipment blank of fill water must be taken at time of deployment. If PDBS isn't filled at well head, blank must travel with samplers until last sampler is deployed. Blank is then taken.)
21. Dimensions of PDBS Length (in.) 24 inches Diameter (in.) 1.25 inches Filled 220 ml
22. Position of PDBS Weight
    ☐ Attached to bottom of PDBS and suspended in well
    ☐ Attached to bottom of deployment line and suspended in well
    ■ Attached to bottom of deployment line and resting on bottom of well (preferred)
23. Position of PDBS in Well Screen (ft. from measuring point to center of PDBS)

1st PDBS	2nd PDBS	3rd PDBS	4th PDBS
approx. 17.4 ft bgs			

5th PDBS	6th PDBS	7th PDBS	8th PDBS

24. If the saturated portion of the well screen or open hole is greater than 5 feet, has the well been vertically profiled to assess the potential for contaminant stratification?
    ☐ **No**, this well is being profiled during this sampling round
    ☐ **Yes**, this well was profiled already. Date when well was profiled: _____
25. If the saturated portion of the well screen or open hole is greater than 10 feet, has the well been flow tested to assess the potential for vertical flow to be present within the well?
    ■ **No**, flow testing has not been conducted in this well
    ☐ **Yes**, flow testing of this well was conducted. Date of testing: _____
    Type of flow meter used: _____
    Measurements taken every _____ feet **[Please Attach Results]**
26. Weather Conditions During Deployment Temp. 20° F Wind None ☐ Sunny ■ Overcast ☐ Raining ☐ Snowing
27. Weather Conditions During Retrieval Temp. 40° F Wind None ☐ Sunny ■ Overcast ☐ Raining ☐ Snowing

28. Field Sampling Technician: Name(s) and Company (please print clearly)

Name	Company
Roy Wagner, Tetra Tech	
Carl Natter, Tetra Tech, Andrew Kelly, Tetra Tech	

New Jersey Department of Environmental Protection
Checklist for the Submission of Sampling Data for Passive Diffusion Bag Samplers (PDBS)

1. Site: Former Lockheed Electronics Company Site
2. Location: Watchung and North Plainfield, NJ
3. Well Designation: MW-505I
4. Well Permit Number: 25-43523

5. Type of Well: ■ Monitoring ☐ Extraction ☐ Residential ☐ Public Supply ☐ Irrigation ☐ Other
6. Well Surface Finish: ■ Stick Up ☐ Flush Mount
7. Location of Measuring Point: ■ Top of Casing ☐ Other (specify) _____
8. **NOTE:** PDBS represent a point sample within the screened interval or open hole of the well. It is critical to know the exact depth within the well where the PDBS is deployed. Well construction specifications, which are typically used to determine where to set the PDBS in the well, are measured in feet below ground surface (fbgs). If the depth interval for PDBS deployment is measured from the reference point identified above, the difference between this reference point and the ground surface must be measured and accounted for to determine the proper depth interval to set the PDBS. Please identify below, any differences between the measuring point identified above and actual ground surface at the well head.

   Distance between measuring point and ground surface (ft.) 0.28 feet below grade
9. Total Well Depth (fbgs) 75.00 (TIC)
10. Screened interval/open hole (fbgs) 65.0 to 75.0
11. Well Casing: Diameter: 2 inch Material: ■ PVC ☐ Carbon Steel ☐ Stainless Steel
12. Well Screen (or open hole diameter): Diameter: 2 inch Material: ■ PVC ☐ Carbon Steel ☐ Stainless Steel
13. Screen Size (slot) Screen Slot Size _____

14. Date and Time of Deployment Date: 3/4/14 Time: 16:30
15. Depth to Ground Water Depth to ground water at time of deployment 3.47 feet below TIC
16. Date and Time of Retrieval Date: 3/20/14 Time: 13:40
17. Depth to Ground Water Depth to ground water at time of retrieval 3.31 feet below TIC
18. Type of Deployment Line Used Diameter: 0.25 inch Material: Nylon line

19. Material and Mass (oz.) of PDBS Weight Stainless Steel, approx. 16 oz. (stainless steel recommended)
20. Type of PDBS Used
    ■ Lab Filled (Modified Trip Blank must be taken at time of deployment)
    ☐ Field Filled (Modified equipment blank of fill water must be taken at time of deployment. If PDBS isn't filled at well head, blank must travel with samplers until last sampler is deployed. Blank is then taken.)
21. Dimensions of PDBS Length (in.) 24 inches Diameter (in.) 1.25 inches Filled 220 ml
22. Position of PDBS Weight
    ☐ Attached to bottom of PDBS and suspended in well
    ☐ Attached to bottom of deployment line and suspended in well
    ■ Attached to bottom of deployment line and resting on bottom of well (preferred)
23. Position of PDBS in Well Screen (ft. from measuring point to center of PDBS)

1st PDBS	2nd PDBS	3rd PDBS	4th PDBS
approx. 72.8 ft bgs			

5th PDBS	6th PDBS	7th PDBS	8th PDBS

24. If the saturated portion of the well screen or open hole is greater than 5 feet, has the well been vertically profiled to assess the potential for contaminant stratification?
    ☐ **No**, this well is being profiled during this sampling round
    ☐ **Yes**, this well was profiled already. Date when well was profiled: _____
25. If the saturated portion of the well screen or open hole is greater than 10 feet, has the well been flow tested to assess the potential for vertical flow to be present within the well?
    ■ **No**, flow testing has not been conducted in this well
    ☐ **Yes**, flow testing of this well was conducted. Date of testing: _____
    Type of flow meter used: _____
    Measurements taken every _____ feet **[Please Attach Results]**
26. Weather Conditions During Deployment Temp. 20° F Wind None ■ Sunny ☐ Overcast ☐ Raining ☐ Snowing
27. Weather Conditions During Retrieval Temp. 40° F Wind None ☐ Sunny ■ Overcast ☐ Raining ☐ Snowing

28. Field Sampling Technician: Name(s) and Company (please print clearly)

Name	Company
Roy Wagner	Tetra Tech
Carl Natter, Andrew Kelly	Tetra Tech

New Jersey Department of Environmental Protection

Checklist for the Submission of Sampling Data for Passive Diffusion Bag Samplers (PDBS)

1. Site: Former Lockheed Electronics Company Site
2. Location: Watchung and North Plainfield, NJ
3. Well Designation: MW-506S
4. Well Permit Number: 25-43517

5. Type of Well: ■Monitoring ☐Extraction ☐Residential ☐Public Supply ☐Irrigation ☐Other
6. Well Surface Finish: ☐Stick Up ■Flush Mount
7. Location of Measuring Point: ■Top of Casing ☐Other (specify) _____
8. **NOTE:** PDBS represent a point sample within the screened interval or open hole of the well. It is critical to know the exact depth within the well where the PDBS is deployed. Well construction specifications, which are typically used to determine where to set the PDBS in the well, are measured in feet below ground surface (fbgs). If the depth interval for PDBS deployment is measured from the reference point identified above, the difference between this reference point and the ground surface must be measured and accounted for to determine the proper depth interval to set the PDBS. Please identify below, any differences between the measuring point identified above and actual ground surface at the well head.

   Distance between measuring point and ground surface (ft.) 0.33 feet below grade
9. Total Well Depth (fbgs) 24.62 (TIC)
10. Screened interval/open hole (fbgs) 14.6 to 24.6
11. Well Casing: Diameter: 2 inch Material: ■PVC ☐Carbon Steel ☐Stainless Steel
12. Well Screen (or open hole diameter): Diameter: 2 inch Material: ■PVC ☐Carbon Steel ☐Stainless Steel
13. Screen Size (slot) Screen Slot Size _____

14. Date and Time of Deployment Date: 3/4/14 Time: 11:25
15. Depth to Ground Water Depth to ground water at time of deployment 6.62 feet below TIC
16. Date and Time of Retrieval Date: 3/20/14 Time: 7:55
17. Depth to Ground Water Depth to ground water at time of retrieval 6.84 feet below TIC
18. Type of Deployment Line Used Diameter: 0.25 inch Material: Nylon line

19. Material and Mass (oz.) of PDBS Weight Stainless Steel, approx. 16 oz. (stainless steel recommended)
20. Type of PDBS Used
    ■Lab Filled (Modified Trip Blank must be taken at time of deployment)
    ☐Field Filled (Modified equipment blank of fill water must be taken at time of deployment. If PDBS isn't filled at well head, blank must travel with samplers until last sampler is deployed. Blank is then taken.)
21. Dimensions of PDBS Length (in.) 24 inches Diameter (in.) 1.25 inches Filled 220 ml
22. Position of PDBS Weight
    ☐Attached to bottom of PDBS and suspended in well
    ☐Attached to bottom of deployment line and suspended in well
    ■Attached to bottom of deployment line and resting on bottom of well (preferred)
23. Position of PDBS in Well Screen (ft. from measuring point to center of PDBS)

1st PDBS	2nd PDBS	3rd PDBS	4th PDBS
approx. 21.3 ft bgs (collected field duplicate sample DUP-03)			

5th PDBS	6th PDBS	7th PDBS	8th PDBS

24. If the saturated portion of the well screen or open hole is greater than 5 feet, has the well been vertically profiled to assess the potential for contaminant stratification?
    ☐**No**, this well is being profiled during this sampling round
    ☐**Yes**, this well was profiled already. Date when well was profiled: _____
25. If the saturated portion of the well screen or open hole is greater than 10 feet, has the well been flow tested to assess the potential for vertical flow to be present within the well?
    ■**No**, flow testing has not been conducted in this well
    ☐**Yes**, flow testing of this well was conducted. Date of testing: _____
    Type of flow meter used: _____
    Measurements taken every _____ feet **[Please Attach Results]**
26. Weather Conditions During Deployment Temp. 20° F Wind None ☐Sunny ■Overcast ☐Raining ☐Snowing
27. Weather Conditions During Retrieval Temp. 40° F Wind None ☐Sunny ■Overcast ☐Raining ☐Snowing

28. Field Sampling Technician: Name(s) and Company (please print clearly)

Name	Company
Roy Wagner	Tetra Tech
Carl Natter, Andrew Kelly	Tetra Tech

New Jersey Department of Environmental Protection

Checklist for the Submission of Sampling Data for Passive Diffusion Bag Samplers (PDBS)

1. Site: Former Lockheed Electronics Company Site
2. Location: Watchung and North Plainfield, NJ
3. Well Designation: MW-506I
4. Well Permit Number: 25-43518

5. Type of Well: ■ Monitoring ☐ Extraction ☐ Residential ☐ Public Supply ☐ Irrigation ☐ Other
6. Well Surface Finish: ☐ Stick Up ■ Flush Mount
7. Location of Measuring Point: ■ Top of Casing ☐ Other (specify) _____
8. **NOTE:** PDBS represent a point sample within the screened interval or open hole of the well. It is critical to know the exact depth within the well where the PDBS is deployed. Well construction specifications, which are typically used to determine where to set the PDBS in the well, are measured in feet below ground surface (fbgs). If the depth interval for PDBS deployment is measured from the reference point identified above, the difference between this reference point and the ground surface must be measured and accounted for to determine the proper depth interval to set the PDBS. Please identify below, any differences between the measuring point identified above and actual ground surface at the well head.

   Distance between measuring point and ground surface (ft.) 0.35 feet below grade
9. Total Well Depth (fbgs) 94.95 (TIC)
10. Screened interval/open hole (fbgs) 89 to 99
11. Well Casing: Diameter: 2 inch Material: ■ PVC ☐ Carbon Steel ☐ Stainless Steel
12. Well Screen (or open hole diameter): Diameter: 2 inch Material: ■ PVC ☐ Carbon Steel ☐ Stainless Steel
13. Screen Size (slot) Screen Slot Size _____

14. Date and Time of Deployment Date: 3/4/14 Time: 11:35
15. Depth to Ground Water Depth to ground water at time of deployment 18.76 feet below TIC
16. Date and Time of Retrieval Date: 3/20/14 Time: 8:00
17. Depth to Ground Water Depth to ground water at time of retrieval 18.61 feet below TIC
18. Type of Deployment Line Used Diameter: 0.25 inch Material: Nylon line

19. Material and Mass (oz.) of PDBS Weight Stainless Steel, approx. 16 oz. (stainless steel recommended)
20. Type of PDBS Used
    ■ Lab Filled (Modified Trip Blank must be taken at time of deployment)
    ☐ Field Filled (Modified equipment blank of fill water must be taken at time of deployment. If PDBS isn't filled at well head, blank must travel with samplers until last sampler is deployed. Blank is then taken.)
21. Dimensions of PDBS Length (in.) 24 inches Diameter (in.) 1.25 inches Filled 220 ml
22. Position of PDBS Weight
    ☐ Attached to bottom of PDBS and suspended in well
    ☐ Attached to bottom of deployment line and suspended in well
    ■ Attached to bottom of deployment line and resting on bottom of well (preferred)
23. Position of PDBS in Well Screen (ft. from measuring point to center of PDBS)

1st PDBS	2nd PDBS	3rd PDBS	4th PDBS
approx. 91 ft bgs (near top of screen)			
5th PDBS	**6th PDBS**	**7th PDBS**	**8th PDBS**

24. If the saturated portion of the well screen or open hole is greater than 5 feet, has the well been vertically profiled to assess the potential for contaminant stratification?
    ☐ **No**, this well is being profiled during this sampling round
    ☐ **Yes**, this well was profiled already. Date when well was profiled: _____
25. If the saturated portion of the well screen or open hole is greater than 10 feet, has the well been flow tested to assess the potential for vertical flow to be present within the well?
    ■ **No**, flow testing has not been conducted in this well
    ☐ **Yes**, flow testing of this well was conducted. Date of testing: _____
    Type of flow meter used: _____
    Measurements taken every _____ feet **[Please Attach Results]**
26. Weather Conditions During Deployment Temp. 20° F Wind None ☐ Sunny ■ Overcast ☐ Raining ☐ Snowing
27. Weather Conditions During Retrieval Temp. 40° F Wind None ☐ Sunny ■ Overcast ☐ Raining ☐ Snowing

28. Field Sampling Technician: Name(s) and Company (please print clearly)

Name	Company
Roy Wagner	Tetra Tech
Carl Natter, Andrew Kelly	Tetra Tech

New Jersey Department of Environmental Protection

Checklist for the Submission of Sampling Data for Passive Diffusion Bag Samplers (PDBS)

1. Site: Former Lockheed Electronics Company Site
2. Location: Watchung and North Plainfield, NJ
3. Well Designation: MW-507S
4. Well Permit Number: 25-43516

5. Type of Well: ■Monitoring ☐Extraction ☐Residential ☐Public Supply ☐Irrigation ☐Other
6. Well Surface Finish: ☐Stick Up ■Flush Mount
7. Location of Measuring Point: ■Top of Casing ☐Other (specify) _____
8. **NOTE:** PDBS represent a point sample within the screened interval or open hole of the well. It is critical to know the exact depth within the well where the PDBS is deployed. Well construction specifications, which are typically used to determine where to set the PDBS in the well, are measured in feet below ground surface (fbgs). If the depth interval for PDBS deployment is measured from the reference point identified above, the difference between this reference point and the ground surface must be measured and accounted for to determine the proper depth interval to set the PDBS. Please identify below, any differences between the measuring point identified above and actual ground surface at the well head.

   Distance between measuring point and ground surface (ft.) 0.24 feet below grade
9. Total Well Depth (fbgs) 59.70 (TIC)
10. Screened interval/open hole (fbgs) 49.7 to 59.7
11. Well Casing: Diameter: 2 inch Material: ■PVC ☐Carbon Steel ☐Stainless Steel
12. Well Screen (or open hole diameter): Diameter: 2 inch Material: ■PVC ☐Carbon Steel ☐Stainless Steel
13. Screen Size (slot) Screen Slot Size _____

14. Date and Time of Deployment Date: 3/4/14 Time: 12:55
15. Depth to Ground Water Depth to ground water at time of deployment 49.76 feet below TIC
16. Date and Time of Retrieval Date: 3/20/14 Time: 9:00
17. Depth to Ground Water Depth to ground water at time of retrieval 49.56 feet below TIC
18. Type of Deployment Line Used Diameter: 0.25 inch Material: Nylon line

19. Material and Mass (oz.) of PDBS Weight Stainless Steel, approx. 16 oz. (stainless steel recommended)
20. Type of PDBS Used
    ■Lab Filled (Modified Trip Blank must be taken at time of deployment)
    ☐Field Filled (Modified equipment blank of fill water must be taken at time of deployment. If PDBS isn't filled at well head, blank must travel with samplers until last sampler is deployed. Blank is then taken.)
21. Dimensions of PDBS Length (in.) 24 inches Diameter (in.) 1.25 inches Filled 220 ml
22. Position of PDBS Weight
    ☐Attached to bottom of PDBS and suspended in well
    ☐Attached to bottom of deployment line and suspended in well
    ■Attached to bottom of deployment line and resting on bottom of well (preferred)
23. Position of PDBS in Well Screen (ft. from measuring point to center of PDBS)

1st PDBS	2nd PDBS	3rd PDBS	4th PDBS
approx. 52.8 ft bgs (center of screen)			
5th PDBS	**6th PDBS**	**7th PDBS**	**8th PDBS**

24. If the saturated portion of the well screen or open hole is greater than 5 feet, has the well been vertically profiled to assess the potential for contaminant stratification?
    ☐ **No**, this well is being profiled during this sampling round
    ☐ **Yes**, this well was profiled already. Date when well was profiled: _____
25. If the saturated portion of the well screen or open hole is greater than 10 feet, has the well been flow tested to assess the potential for vertical flow to be present within the well?
    ■ **No**, flow testing has not been conducted in this well
    ☐ **Yes**, flow testing of this well was conducted. Date of testing: _____
    Type of flow meter used: _____
    Measurements taken every _____ feet **[Please Attach Results]**
26. Weather Conditions During Deployment Temp. 20° F Wind None ☐Sunny ■Overcast ☐Raining ☐Snowing
27. Weather Conditions During Retrieval Temp. 40° F Wind None ☐Sunny ■Overcast ☐Raining ☐Snowing

28. Field Sampling Technician: Name(s) and Company (please print clearly)

Name	Company
Roy Wagner	Tetra Tech
Carl Natter, Andrew Kelly	Tetra Tech

New Jersey Department of Environmental Protection

Checklist for the Submission of Sampling Data for Passive Diffusion Bag Samplers (PDBS)

1. Site: Former Lockheed Electronics Company Site
2. Location: Watchung and North Plainfield, NJ
3. Well Designation: MW-507I
4. Well Permit Number: 25-43821

5. Type of Well: ■ Monitoring ☐ Extraction ☐ Residential ☐ Public Supply ☐ Irrigation ☐ Other
6. Well Surface Finish: ☐ Stick Up ■ Flush Mount
7. Location of Measuring Point: ■ Top of Casing ☐ Other (specify) _____
8. **NOTE:** PDBS represent a point sample within the screened interval or open hole of the well. It is critical to know the exact depth within the well where the PDBS is deployed. Well construction specifications, which are typically used to determine where to set the PDBS in the well, are measured in feet below ground surface (fbgs). If the depth interval for PDBS deployment is measured from the reference point identified above, the difference between this reference point and the ground surface must be measured and accounted for to determine the proper depth interval to set the PDBS. Please identify below, any differences between the measuring point identified above and actual ground surface at the well head.

   Distance between measuring point and ground surface (ft.) 0.24 feet below grade
9. Total Well Depth (fbgs) 150.90 (TIC)
10. Screened interval/open hole (fbgs) 142 to 152
11. Well Casing: Diameter: 4 inch Material: ■ PVC ☐ Carbon Steel ☐ Stainless Steel
12. Well Screen (or open hole diameter): Diameter: 4 inch Material: ■ PVC ☐ Carbon Steel ☐ Stainless Steel
13. Screen Size (slot) Screen Slot Size _____

14. Date and Time of Deployment Date: 3/4/14 Time: 13:10
15. Depth to Ground Water Depth to ground water at time of deployment 53.80 feet below TIC
16. Date and Time of Retrieval Date: 3/20/14 Time: 9:05
17. Depth to Ground Water Depth to ground water at time of retrieval 53.85 feet below TIC
18. Type of Deployment Line Used Diameter: 0.25 inch Material: Nylon line

19. Material and Mass (oz.) of PDBS Weight Stainless Steel, approx. 16 oz. (stainless steel recommended)
20. Type of PDBS Used
    ■ Lab Filled (Modified Trip Blank must be taken at time of deployment)
    ☐ Field Filled (Modified equipment blank of fill water must be taken at time of deployment. If PDBS isn't filled at well head, blank must travel with samplers until last sampler is deployed. Blank is then taken.)
21. Dimensions of PDBS Length (in.) 24 inches Diameter (in.) 1.25 inches Filled 220 ml
22. Position of PDBS Weight
    ☐ Attached to bottom of PDBS and suspended in well
    ☐ Attached to bottom of deployment line and suspended in well
    ■ Attached to bottom of deployment line and resting on bottom of well (preferred)
23. Position of PDBS in Well Screen (ft. from measuring point to center of PDBS)

1st PDBS	2nd PDBS	3rd PDBS	4th PDBS
approx. 148.7 ft bgs (collected MS/MSD)			
5th PDBS	**6th PDBS**	**7th PDBS**	**8th PDBS**

24. If the saturated portion of the well screen or open hole is greater than 5 feet, has the well been vertically profiled to assess the potential for contaminant stratification?
    ☐ **No**, this well is being profiled during this sampling round
    ☐ **Yes**, this well was profiled already. Date when well was profiled: _____
25. If the saturated portion of the well screen or open hole is greater than 10 feet, has the well been flow tested to assess the potential for vertical flow to be present within the well?
    ■ **No**, flow testing has not been conducted in this well
    ☐ **Yes**, flow testing of this well was conducted. Date of testing: _____
    Type of flow meter used: _____
    Measurements taken every _____ feet **[Please Attach Results]**
26. Weather Conditions During Deployment Temp. 20° F Wind None ☐ Sunny ■ Overcast ☐ Raining ☐ Snowing
27. Weather Conditions During Retrieval Temp. 40° F Wind None ☐ Sunny ■ Overcast ☐ Raining ☐ Snowing

28. Field Sampling Technician: Name(s) and Company (please print clearly)

Name	Company
Roy Wagner	Tetra Tech
Carl Natter, Andrew Kelly	Tetra Tech

New Jersey Department of Environmental Protection

Checklist for the Submission of Sampling Data for Passive Diffusion Bag Samplers (PDBS)

1. Site: Former Lockheed Electronics Company Site
2. Location: Watchung and North Plainfield, NJ
3. Well Designation: MW-508S
4. Well Permit Number: 25-43524

5. Type of Well: ■Monitoring ☐Extraction ☐Residential ☐Public Supply ☐Irrigation ☐Other
6. Well Surface Finish: ☐Stick Up ■Flush Mount
7. Location of Measuring Point: ■Top of Casing ☐Other (specify) _____
8. **NOTE:** PDBS represent a point sample within the screened interval or open hole of the well. It is critical to know the exact depth within the well where the PDBS is deployed. Well construction specifications, which are typically used to determine where to set the PDBS in the well, are measured in feet below ground surface (fbgs). If the depth interval for PDBS deployment is measured from the reference point identified above, the difference between this reference point and the ground surface must be measured and accounted for to determine the proper depth interval to set the PDBS. Please identify below, any differences between the measuring point identified above and actual ground surface at the well head.

   Distance between measuring point and ground surface (ft.) 0.31 feet below grade
9. Total Well Depth (fbgs) 68.83 (TIC)
10. Screened interval/open hole (fbgs) 57.7 to 67.7
11. Well Casing: Diameter: 2 inch Material: ■PVC ☐Carbon Steel ☐Stainless Steel
12. Well Screen (or open hole diameter): Diameter: 2 inch Material: ■PVC ☐Carbon Steel ☐Stainless Steel
13. Screen Size (slot) Screen Slot Size _____

14. Date and Time of Deployment Date: 3/4/14 Time: 12:25
15. Depth to Ground Water Depth to ground water at time of deployment 58.05 feet below TIC
16. Date and Time of Retrieval Date: 3/20/14 Time: 8:40
17. Depth to Ground Water Depth to ground water at time of retrieval 58.21 feet below TIC
18. Type of Deployment Line Used Diameter: 0.25 inch Material: Nylon line

19. Material and Mass (oz.) of PDBS Weight Stainless Steel, approx. 16 oz. (stainless steel recommended)
20. Type of PDBS Used
    ■Lab Filled (Modified Trip Blank must be taken at time of deployment)
    ☐Field Filled (Modified equipment blank of fill water must be taken at time of deployment. If PDBS isn't filled at well head, blank must travel with samplers until last sampler is deployed. Blank is then taken.)
21. Dimensions of PDBS Length (in.) 24 inches Diameter (in.) 1.25 inches Filled 220 ml
22. Position of PDBS Weight
    ☐Attached to bottom of PDBS and suspended in well
    ☐Attached to bottom of deployment line and suspended in well
    ■Attached to bottom of deployment line and resting on bottom of well (preferred)
23. Position of PDBS in Well Screen (ft. from measuring point to center of PDBS)

1st PDBS	2nd PDBS	3rd PDBS	4th PDBS
approx. 62.83 ft (center of screen)			
5th PDBS	**6th PDBS**	**7th PDBS**	**8th PDBS**

24. If the saturated portion of the well screen or open hole is greater than 5 feet, has the well been vertically profiled to assess the potential for contaminant stratification?
    ☐ **No**, this well is being profiled during this sampling round
    ☐ **Yes**, this well was profiled already. Date when well was profiled: _____
25. If the saturated portion of the well screen or open hole is greater than 10 feet, has the well been flow tested to assess the potential for vertical flow to be present within the well?
    ■ **No**, flow testing has not been conducted in this well
    ☐ **Yes**, flow testing of this well was conducted. Date of testing: _____
    Type of flow meter used: _____
    Measurements taken every _____ feet **[Please Attach Results]**
26. Weather Conditions During Deployment Temp. 20° F Wind None ☐Sunny ■Overcast ☐Raining ☐Snowing
27. Weather Conditions During Retrieval Temp. 40° F Wind None ☐Sunny ■Overcast ☐Raining ☐Snowing

28. Field Sampling Technician: Name(s) and Company (please print clearly)

Name	Company
Roy Wagner	Tetra Tech
Carl Natter	Tetra Tech

New Jersey Department of Environmental Protection

Checklist for the Submission of Sampling Data for Passive Diffusion Bag Samplers (PDBS)

1. Site: Former Lockheed Electronics Company Site
2. Location: Watchung and North Plainfield, NJ
3. Well Designation: MW-508D
4. Well Permit Number: 25-43525

5. Type of Well: ■Monitoring ☐Extraction ☐Residential ☐Public Supply ☐Irrigation ☐Other
6. Well Surface Finish: ☐Stick Up ■Flush Mount
7. Location of Measuring Point: ■Top of Casing ☐Other (specify) _____
8. **NOTE:** PDBS represent a point sample within the screened interval or open hole of the well. It is critical to know the exact depth within the well where the PDBS is deployed. Well construction specifications, which are typically used to determine where to set the PDBS in the well, are measured in feet below ground surface (fbgs). If the depth interval for PDBS deployment is measured from the reference point identified above, the difference between this reference point and the ground surface must be measured and accounted for to determine the proper depth interval to set the PDBS. Please identify below, any differences between the measuring point identified above and actual ground surface at the well head.

   Distance between measuring point and ground surface (ft.) 0.31 feet below grade
9. Total Well Depth (fbgs) 262.70 (TIC)
10. Screened interval/open hole (fbgs) 252.7 to 262.7
11. Well Casing: Diameter: 2 inch Material: ■PVC ☐Carbon Steel ☐Stainless Steel
12. Well Screen (or open hole diameter): Diameter: 2 inch Material: ■PVC ☐Carbon Steel ☐Stainless Steel
13. Screen Size (slot) Screen Slot Size _____

14. Date and Time of Deployment Date: 3/4/14 Time: 12:35
15. Depth to Ground Water Depth to ground water at time of deployment 64.90 feet below TIC
16. Date and Time of Retrieval Date: 3/20/14 Time: 8:45
17. Depth to Ground Water Depth to ground water at time of retrieval 65.01 feet below TIC
18. Type of Deployment Line Used Diameter: 0.25 inch Material: Nylon line

19. Material and Mass (oz.) of PDBS Weight Stainless Steel, approx. 16 oz. (stainless steel recommended)
20. Type of PDBS Used
    ■Lab Filled (Modified Trip Blank must be taken at time of deployment)
    ☐Field Filled (Modified equipment blank of fill water must be taken at time of deployment. If PDBS isn't filled at well head, blank must travel with samplers until last sampler is deployed. Blank is then taken.)
21. Dimensions of PDBS Length (in.) 24 inches Diameter (in.) 1.25 inches Filled 220 ml
22. Position of PDBS Weight
    ☐Attached to bottom of PDBS and suspended in well
    ☐Attached to bottom of deployment line and suspended in well
    ■Attached to bottom of deployment line and resting on bottom of well (preferred)
23. Position of PDBS in Well Screen (ft. from measuring point to center of PDBS)

1st PDBS	2nd PDBS	3rd PDBS	4th PDBS
approx. 256 ft bgs (center of screen) Set DUP-04			
5th PDBS	**6th PDBS**	**7th PDBS**	**8th PDBS**

24. If the saturated portion of the well screen or open hole is greater than 5 feet, has the well been vertically profiled to assess the potential for contaminant stratification?
    ☐ **No**, this well is being profiled during this sampling round
    ☐ **Yes**, this well was profiled already. Date when well was profiled: _____
25. If the saturated portion of the well screen or open hole is greater than 10 feet, has the well been flow tested to assess the potential for vertical flow to be present within the well?
    ■ **No**, flow testing has not been conducted in this well
    ☐ **Yes**, flow testing of this well was conducted. Date of testing: _____
    Type of flow meter used: _____
    Measurements taken every _____ feet **[Please Attach Results]**
26. Weather Conditions During Deployment Temp. 20° F Wind None ☐Sunny ■Overcast ☐Raining ☐Snowing
27. Weather Conditions During Retrieval Temp. 40° F Wind None ☐Sunny ■Overcast ☐Raining ☐Snowing

28. Field Sampling Technician: Name(s) and Company (please print clearly)

Name	Company
Roy Wagner	Tetra Tech
Carl Natter, Andrew Kelly	Tetra Tech

New Jersey Department of Environmental Protection

Checklist for the Submission of Sampling Data for Passive Diffusion Bag Samplers (PDBS)

1. Site: Former Lockheed Electronics Company Site
2. Location: Watchung and North Plainfield, NJ
3. Well Designation: MW-532S
4. Well Permit Number: 25-47893

5. Type of Well: ■Monitoring ☐Extraction ☐Residential ☐Public Supply ☐Irrigation ☐Other
6. Well Surface Finish: ☐Stick Up ■Flush Mount
7. Location of Measuring Point: ■Top of Casing ☐Other (specify) _____
8. **NOTE:** PDBS represent a point sample within the screened interval or open hole of the well. It is critical to know the exact depth within the well where the PDBS is deployed. Well construction specifications, which are typically used to determine where to set the PDBS in the well, are measured in feet below ground surface (fbgs). If the depth interval for PDBS deployment is measured from the reference point identified above, the difference between this reference point and the ground surface must be measured and accounted for to determine the proper depth interval to set the PDBS. Please identify below, any differences between the measuring point identified above and actual ground surface at the well head.

   Distance between measuring point and ground surface (ft.) 0.40 feet below grade
9. Total Well Depth (fbgs) 90.2 (TIC)
10. Screened interval/open hole (fbgs) 93 to 103
11. Well Casing: Diameter: 2 inch Material: ■PVC ☐Carbon Steel ☐Stainless Steel
12. Well Screen (or open hole diameter): Diameter: 2 inch Material: ■PVC ☐Carbon Steel ☐Stainless Steel
13. Screen Size (slot) Screen Slot Size _____

14. Date and Time of Deployment Date: 3/4/14 Time: 10:00
15. Depth to Ground Water Depth to ground water at time of deployment 52.20 feet below TIC
16. Date and Time of Retrieval Date: 3/20/14 Time: 9:30
17. Depth to Ground Water Depth to ground water at time of retrieval 51.61 feet below TIC
18. Type of Deployment Line Used Diameter: 0.25 inch Material: Nylon line

19. Material and Mass (oz.) of PDBS Weight Stainless Steel, approx. 16 oz. (stainless steel recommended)
20. Type of PDBS Used
    ■Lab Filled (Modified Trip Blank must be taken at time of deployment)
    ☐Field Filled (Modified equipment blank of fill water must be taken at time of deployment. If PDBS isn't filled at well head, blank must travel with samplers until last sampler is deployed. Blank is then taken.)
21. Dimensions of PDBS Length (in.) 24 inches Diameter (in.) 1.25 inches Filled 220 ml
22. Position of PDBS Weight
    ☐Attached to bottom of PDBS and suspended in well
    ☐Attached to bottom of deployment line and suspended in well
    ■Attached to bottom of deployment line and resting on bottom of well (preferred)
23. Position of PDBS in Well Screen (ft. from measuring point to center of PDBS)

1st PDBS	2nd PDBS	3rd PDBS	4th PDBS
2.5 ft. bgs.			

5th PDBS	6th PDBS	7th PDBS	8th PDBS

24. If the saturated portion of the well screen or open hole is greater than 5 feet, has the well been vertically profiled to assess the potential for contaminant stratification?
    ☐**No**, this well is being profiled during this sampling round
    ☐**Yes**, this well was profiled already. Date when well was profiled: _____
25. If the saturated portion of the well screen or open hole is greater than 10 feet, has the well been flow tested to assess the potential for vertical flow to be present within the well?
    ■**No**, flow testing has not been conducted in this well
    ☐**Yes**, flow testing of this well was conducted. Date of testing: _____
    Type of flow meter used: _____
    Measurements taken every _____ feet **[Please Attach Results]**
26. Weather Conditions During Deployment Temp. 20° F Wind None ☐Sunny ■Overcast ☐Raining ☐Snowing
27. Weather Conditions During Retrieval Temp. 40° F Wind None ☐Sunny ■Overcast ☐Raining ☐Snowing

28. Field Sampling Technician: Name(s) and Company (please print clearly)

Name	Company
Roy Wagner	Tetra Tech
Carl Natter, Andrew Kelly	Tetra Tech

New Jersey Department of Environmental Protection

Checklist for the Submission of Sampling Data for Passive Diffusion Bag Samplers (PDBS)

1. Site: Former Lockheed Electronics Company Site
2. Location: Watchung and North Plainfield, NJ
3. Well Designation: MW-532D
4. Well Permit Number: 25-47892

5. Type of Well: ■Monitoring ☐Extraction ☐Residential ☐Public Supply ☐Irrigation ☐Other
6. Well Surface Finish: ☐Stick Up ■Flush Mount
7. Location of Measuring Point: ■Top of Casing ☐Other (specify) _____
8. **NOTE:** PDBS represent a point sample within the screened interval or open hole of the well. It is critical to know the exact depth within the well where the PDBS is deployed. Well construction specifications, which are typically used to determine where to set the PDBS in the well, are measured in feet below ground surface (fbgs). If the depth interval for PDBS deployment is measured from the reference point identified above, the difference between this reference point and the ground surface must be measured and accounted for to determine the proper depth interval to set the PDBS. Please identify below, any differences between the measuring point identified above and actual ground surface at the well head.

   Distance between measuring point and ground surface (ft.) 0.31 feet below grade
9. Total Well Depth (fbgs) 263.0 (TIC)
10. Screened interval/open hole (fbgs) 253.0 to 263.0
11. Well Casing: Diameter: 2 inch Material: ■PVC ☐Carbon Steel ☐Stainless Steel
12. Well Screen (or open hole diameter): Diameter: 2 inch Material: ■PVC ☐Carbon Steel ☐Stainless Steel
13. Screen Size (slot) Screen Slot Size _____

14. Date and Time of Deployment Date: 3/4/14 Time: 10:00
15. Depth to Ground Water Depth to ground water at time of deployment 55.96 feet below TIC
16. Date and Time of Retrieval Date: 3/20/14 Time: 9:35
17. Depth to Ground Water Depth to ground water at time of retrieval 54.99 feet below TIC
18. Type of Deployment Line Used Diameter: 0.25 inch Material: Nylon line

19. Material and Mass (oz.) of PDBS Weight Stainless Steel, approx. 16 oz. (stainless steel recommended)
20. Type of PDBS Used
    ■Lab Filled (Modified Trip Blank must be taken at time of deployment)
    ☐Field Filled (Modified equipment blank of fill water must be taken at time of deployment. If PDBS isn't filled at well head, blank must travel with samplers until last sampler is deployed. Blank is then taken.)
21. Dimensions of PDBS Length (in.) 24 inches Diameter (in.) 1.25 inches Filled 220 ml
22. Position of PDBS Weight
    ☐Attached to bottom of PDBS and suspended in well
    ☐Attached to bottom of deployment line and suspended in well
    ■Attached to bottom of deployment line and resting on bottom of well (preferred)
23. Position of PDBS in Well Screen (ft. from measuring point to center of PDBS)

1st PDBS	2nd PDBS	3rd PDBS	4th PDBS
approx. 258 ft (center of screen)			
5th PDBS	**6th PDBS**	**7th PDBS**	**8th PDBS**

24. If the saturated portion of the well screen or open hole is greater than 5 feet, has the well been vertically profiled to assess the potential for contaminant stratification?
    ☐ **No**, this well is being profiled during this sampling round
    ☐ **Yes**, this well was profiled already. Date when well was profiled: _____
25. If the saturated portion of the well screen or open hole is greater than 10 feet, has the well been flow tested to assess the potential for vertical flow to be present within the well?
    ■ **No**, flow testing has not been conducted in this well
    ☐ **Yes**, flow testing of this well was conducted. Date of testing: _____
    Type of flow meter used: _____
    Measurements taken every _____ feet **[Please Attach Results]**
26. Weather Conditions During Deployment Temp. 20° F Wind None ■Sunny ☐Overcast ☐Raining ☐Snowing
27. Weather Conditions During Retrieval Temp. 40° F Wind None ☐Sunny ■Overcast ☐Raining ☐Snowing

28. Field Sampling Technician: Name(s) and Company (please print clearly)

Name	Company
Roy Wagner	Tetra Tech
Carl Natter, Andrew Kelly	Tetra Tech

New Jersey Department of Environmental Protection

Checklist for the Submission of Sampling Data for Passive Diffusion Bag Samplers (PDBS)

1. Site: Former Lockheed Electronics Company Site
2. Location: Watchung and North Plainfield, NJ
3. Well Designation: MW-544S
4. Well Permit Number: 25-54779

5. Type of Well: ■Monitoring ☐Extraction ☐Residential ☐Public Supply ☐Irrigation ☐Other
6. Well Surface Finish: ☐Stick Up ■Flush Mount
7. Location of Measuring Point: ■Top of Casing ☐Other (specify) _____
8. **NOTE:** PDBS represent a point sample within the screened interval or open hole of the well. It is critical to know the exact depth within the well where the PDBS is deployed. Well construction specifications, which are typically used to determine where to set the PDBS in the well, are measured in feet below ground surface (fbgs). If the depth interval for PDBS deployment is measured from the reference point identified above, the difference between this reference point and the ground surface must be measured and accounted for to determine the proper depth interval to set the PDBS. Please identify below, any differences between the measuring point identified above and actual ground surface at the well head.

   Distance between measuring point and ground surface (ft.) 0.13 feet below grade
9. Total Well Depth (fbgs) 22.40 (TIC)
10. Screened interval/open hole (fbgs) 3 to 23
11. Well Casing: Diameter: 2 inch Material: ■PVC ☐Carbon Steel ☐Stainless Steel
12. Well Screen (or open hole diameter): Diameter: 2 inch Material: ■PVC ☐Carbon Steel ☐Stainless Steel
13. Screen Size (slot) Screen Slot Size _____

14. Date and Time of Deployment Date: 3/5/14 Time: 15:25
15. Depth to Ground Water Depth to ground water at time of deployment 3.0 feet below TIC
16. Date and Time of Retrieval Date: 3/20/14 Time: 15:15
17. Depth to Ground Water Depth to ground water at time of retrieval 1.72 feet below TIC
18. Type of Deployment Line Used Diameter: 0.25 inch Material: Nylon line

19. Material and Mass (oz.) of PDBS Weight Stainless Steel, approx. 16 oz. (stainless steel recommended)
20. Type of PDBS Used
    ■Lab Filled (Modified Trip Blank must be taken at time of deployment)
    ☐Field Filled (Modified equipment blank of fill water must be taken at time of deployment. If PDBS isn't filled at well head, blank must travel with samplers until last sampler is deployed. Blank is then taken.)
21. Dimensions of PDBS Length (in.) 24 inches Diameter (in.) 1.25 inches Filled 220 ml
22. Position of PDBS Weight
    ☐Attached to bottom of PDBS and suspended in well
    ☐Attached to bottom of deployment line and suspended in well
    ■Attached to bottom of deployment line and resting on bottom of well (preferred)
23. Position of PDBS in Well Screen (ft. from measuring point to center of PDBS)

1st PDBS	2nd PDBS	3rd PDBS	4th PDBS
approx. 12.4 ft (center of screen)			
5th PDBS	**6th PDBS**	**7th PDBS**	**8th PDBS**

24. If the saturated portion of the well screen or open hole is greater than 5 feet, has the well been vertically profiled to assess the potential for contaminant stratification?
    ☐ **No**, this well is being profiled during this sampling round
    ☐ **Yes**, this well was profiled already. Date when well was profiled: _____
25. If the saturated portion of the well screen or open hole is greater than 10 feet, has the well been flow tested to assess the potential for vertical flow to be present within the well?
    ■ **No**, flow testing has not been conducted in this well
    ☐ **Yes**, flow testing of this well was conducted. Date of testing: _____
    Type of flow meter used: _____
    Measurements taken every _____ feet **[Please Attach Results]**
26. Weather Conditions During Deployment Temp. 20° F Wind None ☐Sunny ■Overcast ☐Raining ☐Snowing
27. Weather Conditions During Retrieval Temp. 40° F Wind None ☐Sunny ■Overcast ☐Raining ☐Snowing

28. Field Sampling Technician: Name(s) and Company (please print clearly)

Name	Company
Andrew Kelly	Tetra Tech
Carl Natter, Andrew Kelly	Tetra Tech

New Jersey Department of Environmental Protection
Checklist for the Submission of Sampling Data for Passive Diffusion Bag Samplers (PDBS)

1. Site: Former Lockheed Electronics Company Site
2. Location: Watchung and North Plainfield, NJ
3. Well Designation: MW-544I
4. Well Permit Number: 25-54778

5. Type of Well: ■Monitoring ☐Extraction ☐Residential ☐Public Supply ☐Irrigation ☐Other
6. Well Surface Finish: ☐Stick Up ■Flush Mount
7. Location of Measuring Point: ■Top of Casing ☐Other (specify) _____
8. **NOTE:** PDBS represent a point sample within the screened interval or open hole of the well. It is critical to know the exact depth within the well where the PDBS is deployed. Well construction specifications, which are typically used to determine where to set the PDBS in the well, are measured in feet below ground surface (fbgs). If the depth interval for PDBS deployment is measured from the reference point identified above, the difference between this reference point and the ground surface must be measured and accounted for to determine the proper depth interval to set the PDBS. Please identify below, any differences between the measuring point identified above and actual ground surface at the well head.

   Distance between measuring point and ground surface (ft.) 0.25 feet below grade
9. Total Well Depth (fbgs) 99.70 (TIC)
10. Screened interval/open hole (fbgs) 80 to 100
11. Well Casing: Diameter: 2 inch Material: ■PVC ☐Carbon Steel ☐Stainless Steel
12. Well Screen (or open hole diameter): Diameter: 2 inch Material: ■PVC ☐Carbon Steel ☐Stainless Steel
13. Screen Size (slot) Screen Slot Size _____

14. Date and Time of Deployment Date: 3/4/14 Time: 12:15
15. Depth to Ground Water Depth to ground water at time of deployment 7.80 feet below TIC
16. Date and Time of Retrieval Date: 3/20/14 Time: 15:20
17. Depth to Ground Water Depth to ground water at time of retrieval 7.72 feet below TIC
18. Type of Deployment Line Used Diameter: 0.25 inch Material: Nylon line

19. Material and Mass (oz.) of PDBS Weight Stainless Steel, approx. 16 oz. (stainless steel recommended)
20. Type of PDBS Used
    ■Lab Filled (Modified Trip Blank must be taken at time of deployment)
    ☐Field Filled (Modified equipment blank of fill water must be taken at time of deployment. If PDBS isn't filled at well head, blank must travel with samplers until last sampler is deployed. Blank is then taken.)
21. Dimensions of PDBS Length (in.) 24 inches Diameter (in.) 1.25 inches Filled 220 ml
22. Position of PDBS Weight
    ☐Attached to bottom of PDBS and suspended in well
    ☐Attached to bottom of deployment line and suspended in well
    ■Attached to bottom of deployment line and resting on bottom of well (preferred)
23. Position of PDBS in Well Screen (ft. from measuring point to center of PDBS)

1st PDBS	2nd PDBS	3rd PDBS	4th PDBS
approx. 89.7 ft (center of screen)			
5th PDBS	**6th PDBS**	**7th PDBS**	**8th PDBS**

24. If the saturated portion of the well screen or open hole is greater than 5 feet, has the well been vertically profiled to assess the potential for contaminant stratification?
    ☐ **No**, this well is being profiled during this sampling round
    ☐ **Yes**, this well was profiled already. Date when well was profiled: _____
25. If the saturated portion of the well screen or open hole is greater than 10 feet, has the well been flow tested to assess the potential for vertical flow to be present within the well?
    ■ **No**, flow testing has not been conducted in this well
    ☐ **Yes**, flow testing of this well was conducted. Date of testing: _____
    Type of flow meter used: _____
    Measurements taken every _____ feet **[Please Attach Results]**
26. Weather Conditions During Deployment Temp. 20° F Wind None ☐Sunny ■Overcast ☐Raining ☐Snowing
27. Weather Conditions During Retrieval Temp. 40° F Wind None ☐Sunny ■Overcast ☐Raining ☐Snowing

28. Field Sampling Technician: Name(s) and Company (please print clearly)

Name	Company
Roy Wagner	Tetra Tech
Carl Natter, Andrew Kelly	Tetra Tech

New Jersey Department of Environmental Protection

Checklist for the Submission of Sampling Data for Passive Diffusion Bag Samplers (PDBS)

1. Site: Former Lockheed Electronics Company Site
2. Location: Watchung and North Plainfield, NJ
3. Well Designation: MW-544D
4. Well Permit Number: 25-54777

5. Type of Well: ■Monitoring ☐Extraction ☐Residential ☐Public Supply ☐Irrigation ☐Other
6. Well Surface Finish: ☐Stick Up ■Flush Mount
7. Location of Measuring Point: ■Top of Casing ☐Other (specify) _____
8. **NOTE:** PDBS represent a point sample within the screened interval or open hole of the well. It is critical to know the exact depth within the well where the PDBS is deployed. Well construction specifications, which are typically used to determine where to set the PDBS in the well, are measured in feet below ground surface (fbgs). If the depth interval for PDBS deployment is measured from the reference point identified above, the difference between this reference point and the ground surface must be measured and accounted for to determine the proper depth interval to set the PDBS. Please identify below, any differences between the measuring point identified above and actual ground surface at the well head.

   Distance between measuring point and ground surface (ft.) 0.18 feet below grade
9. Total Well Depth (fbgs) 202.00 (TIC)
10. Screened interval/open hole (fbgs) 180 to 200
11. Well Casing: Diameter: 2 inch Material: ■PVC ☐Carbon Steel ☐Stainless Steel
12. Well Screen (or open hole diameter): Diameter: 2 inch Material: ■PVC ☐Carbon Steel ☐Stainless Steel
13. Screen Size (slot) Screen Slot Size _____

14. Date and Time of Deployment Date: 3/4/14 Time: 12:10
15. Depth to Ground Water Depth to ground water at time of deployment 10.14 feet below TIC
16. Date and Time of Retrieval Date: 3/20/14 Time: 15:25
17. Depth to Ground Water Depth to ground water at time of retrieval 10.22 feet below TIC
18. Type of Deployment Line Used Diameter: 0.25 inch Material: Nylon line

19. Material and Mass (oz.) of PDBS Weight Stainless Steel, approx. 16 oz. (stainless steel recommended)
20. Type of PDBS Used
    ■Lab Filled (Modified Trip Blank must be taken at time of deployment)
    ☐Field Filled (Modified equipment blank of fill water must be taken at time of deployment. If PDBS isn't filled at well head, blank must travel with samplers until last sampler is deployed. Blank is then taken.)
21. Dimensions of PDBS Length (in.) 24 inches Diameter (in.) 1.25 inches Filled 220 ml
22. Position of PDBS Weight
    ☐Attached to bottom of PDBS and suspended in well
    ☐Attached to bottom of deployment line and suspended in well
    ■Attached to bottom of deployment line and resting on bottom of well (preferred)
23. Position of PDBS in Well Screen (ft. from measuring point to center of PDBS)

1st PDBS	2nd PDBS	3rd PDBS	4th PDBS
approx. 192 ft (center of screen)			
5th PDBS	**6th PDBS**	**7th PDBS**	**8th PDBS**

24. If the saturated portion of the well screen or open hole is greater than 5 feet, has the well been vertically profiled to assess the potential for contaminant stratification?
    ☐**No**, this well is being profiled during this sampling round
    ☐**Yes**, this well was profiled already. Date when well was profiled: _____
25. If the saturated portion of the well screen or open hole is greater than 10 feet, has the well been flow tested to assess the potential for vertical flow to be present within the well?
    ■**No**, flow testing has not been conducted in this well
    ☐**Yes**, flow testing of this well was conducted. Date of testing: _____
    Type of flow meter used: _____
    Measurements taken every _____ feet **[Please Attach Results]**
26. Weather Conditions During Deployment Temp. 20° F Wind None ☐Sunny ■Overcast ☐Raining ☐Snowing
27. Weather Conditions During Retrieval Temp. 40° F Wind None ☐Sunny ■Overcast ☐Raining ☐Snowing

28. Field Sampling Technician: Name(s) and Company (please print clearly)

Name	Company
Roy Wagner	Tetra Tech
Carl Natter, Andrew Kelly	Tetra Tech

New Jersey Department of Environmental Protection

Checklist for the Submission of Sampling Data for Passive Diffusion Bag Samplers (PDBS)

1. Site: Former Lockheed Electronics Company Site
2. Location: Watchung and North Plainfield, NJ
3. Well Designation: MW-545S
4. Well Permit Number: 25-54786

5. Type of Well: ■Monitoring ☐Extraction ☐Residential ☐Public Supply ☐Irrigation ☐Other
6. Well Surface Finish: ☐Stick Up ■Flush Mount
7. Location of Measuring Point: ■Top of Casing ☐Other (specify) _____
8. **NOTE:** PDBS represent a point sample within the screened interval or open hole of the well. It is critical to know the exact depth within the well where the PDBS is deployed. Well construction specifications, which are typically used to determine where to set the PDBS in the well, are measured in feet below ground surface (fbgs). If the depth interval for PDBS deployment is measured from the reference point identified above, the difference between this reference point and the ground surface must be measured and accounted for to determine the proper depth interval to set the PDBS. Please identify below, any differences between the measuring point identified above and actual ground surface at the well head.

   Distance between measuring point and ground surface (ft.) 0..53 feet below grade
9. Total Well Depth (fbgs) 34.90 (TIC)
10. Screened interval/open hole (fbgs) 15 to 35
11. Well Casing: Diameter: 2 inch Material: ■PVC ☐Carbon Steel ☐Stainless Steel
12. Well Screen (or open hole diameter): Diameter: 2 inch Material: ■PVC ☐Carbon Steel ☐Stainless Steel
13. Screen Size (slot) Screen Slot Size _____

14. Date and Time of Deployment Date: 3/5/14 Time: 16:40
15. Depth to Ground Water Depth to ground water at time of deployment 13.99 feet below TIC
16. Date and Time of Retrieval Date: 3/20/14 Time: 14:45
17. Depth to Ground Water Depth to ground water at time of retrieval 13.78 feet below TIC
18. Type of Deployment Line Used Diameter: 0.25 inch Material: Nylon line

19. Material and Mass (oz.) of PDBS Weight Stainless Steel, approx. 16 oz. (stainless steel recommended)
20. Type of PDBS Used
    ■Lab Filled (Modified Trip Blank must be taken at time of deployment)
    ☐Field Filled (Modified equipment blank of fill water must be taken at time of deployment. If PDBS isn't filled at well head, blank must travel with samplers until last sampler is deployed. Blank is then taken.)
21. Dimensions of PDBS Length (in.) 24 inches Diameter (in.) 1.25 inches Filled 220 ml
22. Position of PDBS Weight
    ☐Attached to bottom of PDBS and suspended in well
    ☐Attached to bottom of deployment line and suspended in well
    ■Attached to bottom of deployment line and resting on bottom of well (preferred)
23. Position of PDBS in Well Screen (ft. from measuring point to center of PDBS)

1st PDBS	2nd PDBS	3rd PDBS	4th PDBS
approx. 24.90 ft (center of screen)			
5th PDBS	**6th PDBS**	**7th PDBS**	**8th PDBS**

24. If the saturated portion of the well screen or open hole is greater than 5 feet, has the well been vertically profiled to assess the potential for contaminant stratification?
    ☐ **No**, this well is being profiled during this sampling round
    ☐ **Yes**, this well was profiled already. Date when well was profiled: _____
25. If the saturated portion of the well screen or open hole is greater than 10 feet, has the well been flow tested to assess the potential for vertical flow to be present within the well?
    ■ **No**, flow testing has not been conducted in this well
    ☐ **Yes**, flow testing of this well was conducted. Date of testing: _____
    Type of flow meter used: _____
    Measurements taken every _____ feet **[Please Attach Results]**
26. Weather Conditions During Deployment Temp. 30° F Wind Light ☐Sunny ■Overcast ☐Raining ☐Snowing
27. Weather Conditions During Retrieval Temp. 40° F Wind None ☐Sunny ■Overcast ☐Raining ☐Snowing

28. Field Sampling Technician: Name(s) and Company (please print clearly)

Name	Company
Andrew Kelly, Tetra Tech	
Carl Natter, Tetra Tech, Andrew Kelly, Tetra Tech	

New Jersey Department of Environmental Protection

Checklist for the Submission of Sampling Data for Passive Diffusion Bag Samplers (PDBS)

1. Site: Former Lockheed Electronics Company Site
2. Location: Watchung and North Plainfield, NJ
3. Well Designation: MW-545I
4. Well Permit Number: 25-54785

5. Type of Well: ■Monitoring ☐Extraction ☐Residential ☐Public Supply ☐Irrigation ☐Other
6. Well Surface Finish: ☐Stick Up ■Flush Mount
7. Location of Measuring Point: ■Top of Casing ☐Other (specify) _____
8. **NOTE:** PDBS represent a point sample within the screened interval or open hole of the well. It is critical to know the exact depth within the well where the PDBS is deployed. Well construction specifications, which are typically used to determine where to set the PDBS in the well, are measured in feet below ground surface (fbgs). If the depth interval for PDBS deployment is measured from the reference point identified above, the difference between this reference point and the ground surface must be measured and accounted for to determine the proper depth interval to set the PDBS. Please identify below, any differences between the measuring point identified above and actual ground surface at the well head.

   Distance between measuring point and ground surface (ft.) 0..23 feet below grade
9. Total Well Depth (fbgs) 92.35 (TIC)
10. Screened interval/open hole (fbgs) 73 to 93
11. Well Casing: Diameter: 2 inch Material: ■PVC ☐Carbon Steel ☐Stainless Steel
12. Well Screen (or open hole diameter): Diameter: 2 inch Material: ■PVC ☐Carbon Steel ☐Stainless Steel
13. Screen Size (slot) Screen Slot Size _____

14. Date and Time of Deployment Date: 3/5/14 Time: 16:45
15. Depth to Ground Water Depth to ground water at time of deployment 19.12 feet below TIC
16. Date and Time of Retrieval Date: 3/20/14 Time: 14:50
17. Depth to Ground Water Depth to ground water at time of retrieval 18.82 feet below TIC
18. Type of Deployment Line Used Diameter: 0.25 inch Material: Nylon line

19. Material and Mass (oz.) of PDBS Weight Stainless Steel, approx. 16 oz. (stainless steel recommended)
20. Type of PDBS Used
    ■Lab Filled (Modified Trip Blank must be taken at time of deployment)
    ☐Field Filled (Modified equipment blank of fill water must be taken at time of deployment. If PDBS isn't filled at well head, blank must travel with samplers until last sampler is deployed. Blank is then taken.)
21. Dimensions of PDBS Length (in.) 24 inches Diameter (in.) 1.25 inches Filled 220 ml
22. Position of PDBS Weight
    ☐Attached to bottom of PDBS and suspended in well
    ☐Attached to bottom of deployment line and suspended in well
    ■Attached to bottom of deployment line and resting on bottom of well (preferred)
23. Position of PDBS in Well Screen (ft. from measuring point to center of PDBS)

1st PDBS	2nd PDBS	3rd PDBS	4th PDBS
approx. 82.35 ft (center of screen)			
5th PDBS	**6th PDBS**	**7th PDBS**	**8th PDBS**

24. If the saturated portion of the well screen or open hole is greater than 5 feet, has the well been vertically profiled to assess the potential for contaminant stratification?
    ☐ **No**, this well is being profiled during this sampling round
    ☐ **Yes**, this well was profiled already. Date when well was profiled: _____
25. If the saturated portion of the well screen or open hole is greater than 10 feet, has the well been flow tested to assess the potential for vertical flow to be present within the well?
    ■ **No**, flow testing has not been conducted in this well
    ☐ **Yes**, flow testing of this well was conducted. Date of testing: _____
    Type of flow meter used: _____
    Measurements taken every _____ feet **[Please Attach Results]**
26. Weather Conditions During Deployment Temp. 30° F Wind Light ☐Sunny ■Overcast ☐Raining ☐Snowing
27. Weather Conditions During Retrieval Temp. 40° F Wind None ☐Sunny ■Overcast ☐Raining ☐Snowing

28. Field Sampling Technician: Name(s) and Company (please print clearly)

Name	Company
Roy Wagner	Tetra Tech
Carl Natter, Andrew Kelly	Tetra Tech

New Jersey Department of Environmental Protection

Checklist for the Submission of Sampling Data for Passive Diffusion Bag Samplers (PDBS)

1. Site: Former Lockheed Electronics Company Site
2. Location: Watchung and North Plainfield, NJ
3. Well Designation: MW-545D
4. Well Permit Number: 25-54784

5. Type of Well: ■Monitoring ☐Extraction ☐Residential ☐Public Supply ☐Irrigation ☐Other
6. Well Surface Finish: ☐Stick Up ■Flush Mount
7. Location of Measuring Point: ■Top of Casing ☐Other (specify) _____
8. **NOTE:** PDBS represent a point sample within the screened interval or open hole of the well. It is critical to know the exact depth within the well where the PDBS is deployed. Well construction specifications, which are typically used to determine where to set the PDBS in the well, are measured in feet below ground surface (fbgs). If the depth interval for PDBS deployment is measured from the reference point identified above, the difference between this reference point and the ground surface must be measured and accounted for to determine the proper depth interval to set the PDBS. Please identify below, any differences between the measuring point identified above and actual ground surface at the well head.

   Distance between measuring point and ground surface (ft.) 0.24 feet below grade
9. Total Well Depth (fbgs) 196.50 (TIC)
10. Screened interval/open hole (fbgs) 180 to 200
11. Well Casing: Diameter: 2 inch Material: ■PVC ☐Carbon Steel ☐Stainless Steel
12. Well Screen (or open hole diameter): Diameter: 2 inch Material: ■PVC ☐Carbon Steel ☐Stainless Steel
13. Screen Size (slot) Screen Slot Size _____

14. Date and Time of Deployment Date: 3/5/14 Time: 16:50
15. Depth to Ground Water Depth to ground water at time of deployment 18.53 feet below TIC
16. Date and Time of Retrieval Date: 3/20/14 Time: 14:55
17. Depth to Ground Water Depth to ground water at time of retrieval 18.15 feet below TIC
18. Type of Deployment Line Used Diameter: 0.25 inch Material: Nylon line

19. Material and Mass (oz.) of PDBS Weight Stainless Steel, approx. 16 oz. (stainless steel recommended)
20. Type of PDBS Used
    ■Lab Filled (Modified Trip Blank must be taken at time of deployment)
    ☐Field Filled (Modified equipment blank of fill water must be taken at time of deployment. If PDBS isn't filled at well head, blank must travel with samplers until last sampler is deployed. Blank is then taken.)
21. Dimensions of PDBS Length (in.) 24 inches Diameter (in.) 1.25 inches Filled 220 ml
22. Position of PDBS Weight
    ☐Attached to bottom of PDBS and suspended in well
    ☐Attached to bottom of deployment line and suspended in well
    ■Attached to bottom of deployment line and resting on bottom of well (preferred)
23. Position of PDBS in Well Screen (ft. from measuring point to center of PDBS)

1st PDBS	2nd PDBS	3rd PDBS	4th PDBS
approx. 184.7 ft bgs			
5th PDBS	**6th PDBS**	**7th PDBS**	**8th PDBS**

24. If the saturated portion of the well screen or open hole is greater than 5 feet, has the well been vertically profiled to assess the potential for contaminant stratification?
    ☐ **No**, this well is being profiled during this sampling round
    ☐ **Yes**, this well was profiled already. Date when well was profiled: _____
25. If the saturated portion of the well screen or open hole is greater than 10 feet, has the well been flow tested to assess the potential for vertical flow to be present within the well?
    ■ **No**, flow testing has not been conducted in this well
    ☐ **Yes**, flow testing of this well was conducted. Date of testing: _____
    Type of flow meter used: _____
    Measurements taken every _____ feet **[Please Attach Results]**
26. Weather Conditions During Deployment Temp. 30° F Wind Light ☐Sunny ■Overcast ☐Raining ☐Snowing
27. Weather Conditions During Retrieval Temp. 40° F Wind None ☐Sunny ■Overcast ☐Raining ☐Snowing

28. Field Sampling Technician: Name(s) and Company (please print clearly)

Name	Company
Roy Wagner	Tetra Tech
Carl Natter, Andrew Kelly	Tetra Tech

New Jersey Department of Environmental Protection

Checklist for the Submission of Sampling Data for Passive Diffusion Bag Samplers (PDBS)

1. Site: Former Lockheed Electronics Company Site
2. Location: Watchung and North Plainfield, NJ
3. Well Designation: MW-546S
4. Well Permit Number: 25-55005

5. Type of Well: ■Monitoring ☐Extraction ☐Residential ☐Public Supply ☐Irrigation ☐Other
6. Well Surface Finish: ☐Stick Up ■Flush Mount
7. Location of Measuring Point: ■Top of Casing ☐Other (specify) _____
8. **NOTE:** PDBS represent a point sample within the screened interval or open hole of the well. It is critical to know the exact depth within the well where the PDBS is deployed. Well construction specifications, which are typically used to determine where to set the PDBS in the well, are measured in feet below ground surface (fbgs). If the depth interval for PDBS deployment is measured from the reference point identified above, the difference between this reference point and the ground surface must be measured and accounted for to determine the proper depth interval to set the PDBS. Please identify below, any differences between the measuring point identified above and actual ground surface at the well head.

   Distance between measuring point and ground surface (ft.) 0.32 feet below grade
9. Total Well Depth (fbgs) 31.41 (TIC)
10. Screened interval/open hole (fbgs) 12 to 32
11. Well Casing: Diameter: 2 inch Material: ■PVC ☐Carbon Steel ☐Stainless Steel
12. Well Screen (or open hole diameter): Diameter: 2 inch Material: ■PVC ☐Carbon Steel ☐Stainless Steel
13. Screen Size (slot) Screen Slot Size _____

14. Date and Time of Deployment Date: 3/4/14 Time: 14:30
15. Depth to Ground Water Depth to ground water at time of deployment 8.21 feet below TIC
16. Date and Time of Retrieval Date: 3/20/14 Time: 10:45
17. Depth to Ground Water Depth to ground water at time of retrieval 8.02 feet below TIC
18. Type of Deployment Line Used Diameter: 0.25 inch Material: Nylon line

19. Material and Mass (oz.) of PDBS Weight Stainless Steel, approx. 16 oz. (stainless steel recommended)
20. Type of PDBS Used
    ■Lab Filled (Modified Trip Blank must be taken at time of deployment)
    ☐Field Filled (Modified equipment blank of fill water must be taken at time of deployment. If PDBS isn't filled at well head, blank must travel with samplers until last sampler is deployed. Blank is then taken.)
21. Dimensions of PDBS Length (in.) 24 inches Diameter (in.) 1.25 inches Filled 220 ml
22. Position of PDBS Weight
    ☐Attached to bottom of PDBS and suspended in well
    ☐Attached to bottom of deployment line and suspended in well
    ■Attached to bottom of deployment line and resting on bottom of well (preferred)
23. Position of PDBS in Well Screen (ft. from measuring point to center of PDBS)

1st PDBS	2nd PDBS	3rd PDBS	4th PDBS
approx. 21.41 ft (center of screen)			
5th PDBS	**6th PDBS**	**7th PDBS**	**8th PDBS**

24. If the saturated portion of the well screen or open hole is greater than 5 feet, has the well been vertically profiled to assess the potential for contaminant stratification?
    ☐ **No**, this well is being profiled during this sampling round
    ☐ **Yes**, this well was profiled already. Date when well was profiled: _____
25. If the saturated portion of the well screen or open hole is greater than 10 feet, has the well been flow tested to assess the potential for vertical flow to be present within the well?
    ■ **No**, flow testing has not been conducted in this well
    ☐ **Yes**, flow testing of this well was conducted. Date of testing: _____
    Type of flow meter used: _____
    Measurements taken every _____ feet **[Please Attach Results]**
26. Weather Conditions During Deployment Temp. 20° F Wind None ☐Sunny ■Overcast ☐Raining ☐Snowing
27. Weather Conditions During Retrieval Temp. 40° F Wind None ☐Sunny ■Overcast ☐Raining ☐Snowing

28. Field Sampling Technician: Name(s) and Company (please print clearly)

Name	Company
Roy Wagner	Tetra Tech
Carl Natter, Andrew Kelly	Tetra Tech

New Jersey Department of Environmental Protection

Checklist for the Submission of Sampling Data for Passive Diffusion Bag Samplers (PDBS)

1. Site: Former Lockheed Electronics Company Site
2. Location: Watchung and North Plainfield, NJ
3. Well Designation: MW-546I
4. Well Permit Number: 25-55004

5. Type of Well: ■Monitoring ☐Extraction ☐Residential ☐Public Supply ☐Irrigation ☐Other
6. Well Surface Finish: ☐Stick Up ■Flush Mount
7. Location of Measuring Point: ■Top of Casing ☐Other (specify) _____
8. **NOTE:** PDBS represent a point sample within the screened interval or open hole of the well. It is critical to know the exact depth within the well where the PDBS is deployed. Well construction specifications, which are typically used to determine where to set the PDBS in the well, are measured in feet below ground surface (fbgs). If the depth interval for PDBS deployment is measured from the reference point identified above, the difference between this reference point and the ground surface must be measured and accounted for to determine the proper depth interval to set the PDBS. Please identify below, any differences between the measuring point identified above and actual ground surface at the well head.

   Distance between measuring point and ground surface (ft.) 0.81 feet below grade
9. Total Well Depth (fbgs) 99.32 (TIC)
10. Screened interval/open hole (fbgs) 80 to 100
11. Well Casing: Diameter: 2 inch Material: ■PVC ☐Carbon Steel ☐Stainless Steel
12. Well Screen (or open hole diameter): Diameter: 2 inch Material: ■PVC ☐Carbon Steel ☐Stainless Steel
13. Screen Size (slot) Screen Slot Size _____

14. Date and Time of Deployment Date: 3/4/14 Time: 14:35
15. Depth to Ground Water Depth to ground water at time of deployment 9.96 feet below TIC
16. Date and Time of Retrieval Date: 3/20/14 Time: 10:50
17. Depth to Ground Water Depth to ground water at time of retrieval 9.69 feet below TIC
18. Type of Deployment Line Used Diameter: 0.25 inch Material: Nylon line

19. Material and Mass (oz.) of PDBS Weight Stainless Steel, approx. 16 oz. (stainless steel recommended)
20. Type of PDBS Used
    ■Lab Filled (Modified Trip Blank must be taken at time of deployment)
    ☐Field Filled (Modified equipment blank of fill water must be taken at time of deployment. If PDBS isn't filled at well head, blank must travel with samplers until last sampler is deployed. Blank is then taken.)
21. Dimensions of PDBS Length (in.) 24 inches Diameter (in.) 1.25 inches Filled 220 ml
22. Position of PDBS Weight
    ☐Attached to bottom of PDBS and suspended in well
    ☐Attached to bottom of deployment line and suspended in well
    ■Attached to bottom of deployment line and resting on bottom of well (preferred)
23. Position of PDBS in Well Screen (ft. from measuring point to center of PDBS)

1st PDBS	2nd PDBS	3rd PDBS	4th PDBS
approx. 89.32 ft (center of screen)			
5th PDBS	**6th PDBS**	**7th PDBS**	**8th PDBS**

24. If the saturated portion of the well screen or open hole is greater than 5 feet, has the well been vertically profiled to assess the potential for contaminant stratification?
    ☐ **No**, this well is being profiled during this sampling round
    ☐ **Yes**, this well was profiled already. Date when well was profiled: _____
25. If the saturated portion of the well screen or open hole is greater than 10 feet, has the well been flow tested to assess the potential for vertical flow to be present within the well?
    ■ **No**, flow testing has not been conducted in this well
    ☐ **Yes**, flow testing of this well was conducted. Date of testing: _____
    Type of flow meter used: _____
    Measurements taken every _____ feet **[Please Attach Results]**
26. Weather Conditions During Deployment Temp. 20° F Wind None ☐Sunny ■Overcast ☐Raining ☐Snowing
27. Weather Conditions During Retrieval Temp. 40° F Wind None ☐Sunny ■Overcast ☐Raining ☐Snowing

28. Field Sampling Technician: Name(s) and Company (please print clearly)

Name	Company
Roy Wagner	Tetra Tech
Carl Natter, Andrew Kelly	Tetra Tech

New Jersey Department of Environmental Protection

Checklist for the Submission of Sampling Data for Passive Diffusion Bag Samplers (PDBS)

1. Site: Former Lockheed Electronics Company Site
2. Location: Watchung and North Plainfield, NJ
3. Well Designation: MW-546D
4. Well Permit Number: 25-55003

5. Type of Well: ■ Monitoring ☐ Extraction ☐ Residential ☐ Public Supply ☐ Irrigation ☐ Other
6. Well Surface Finish: ☐ Stick Up ■ Flush Mount
7. Location of Measuring Point: ■ Top of Casing ☐ Other (specify) _____
8. **NOTE:** PDBS represent a point sample within the screened interval or open hole of the well. It is critical to know the exact depth within the well where the PDBS is deployed. Well construction specifications, which are typically used to determine where to set the PDBS in the well, are measured in feet below ground surface (fbgs). If the depth interval for PDBS deployment is measured from the reference point identified above, the difference between this reference point and the ground surface must be measured and accounted for to determine the proper depth interval to set the PDBS. Please identify below, any differences between the measuring point identified above and actual ground surface at the well head.

   Distance between measuring point and ground surface (ft.) 0.60 feet below grade
9. Total Well Depth (fbgs) 197.50 (TIC)
10. Screened interval/open hole (fbgs) 180 to 200
11. Well Casing: Diameter: 2 inch Material: ■ PVC ☐ Carbon Steel ☐ Stainless Steel
12. Well Screen (or open hole diameter): Diameter: 2 inch Material: ■ PVC ☐ Carbon Steel ☐ Stainless Steel
13. Screen Size (slot) Screen Slot Size _____

14. Date and Time of Deployment Date: 3/4/14 Time: 14:40
15. Depth to Ground Water Depth to ground water at time of deployment 17.74 feet below TIC
16. Date and Time of Retrieval Date: 3/20/14 Time: 10:55
17. Depth to Ground Water Depth to ground water at time of retrieval 17.52 feet below TIC
18. Type of Deployment Line Used Diameter: 0.25 inch Material: Nylon line

19. Material and Mass (oz.) of PDBS Weight Stainless Steel, approx. 16 oz. (stainless steel recommended)
20. Type of PDBS Used
    ■ Lab Filled (Modified Trip Blank must be taken at time of deployment)
    ☐ Field Filled (Modified equipment blank of fill water must be taken at time of deployment. If PDBS isn't filled at well head, blank must travel with samplers until last sampler is deployed. Blank is then taken.)
21. Dimensions of PDBS Length (in.) 24 inches Diameter (in.) 1.25 inches Filled 220 ml
22. Position of PDBS Weight
    ☐ Attached to bottom of PDBS and suspended in well
    ☐ Attached to bottom of deployment line and suspended in well
    ■ Attached to bottom of deployment line and resting on bottom of well (preferred)
23. Position of PDBS in Well Screen (ft. from measuring point to center of PDBS)

1st PDBS	2nd PDBS	3rd PDBS	4th PDBS
approx. 187.50 ft (center of screen)			
5th PDBS	**6th PDBS**	**7th PDBS**	**8th PDBS**

24. If the saturated portion of the well screen or open hole is greater than 5 feet, has the well been vertically profiled to assess the potential for contaminant stratification?
    ☐ **No**, this well is being profiled during this sampling round
    ☐ **Yes**, this well was profiled already. Date when well was profiled: _____
25. If the saturated portion of the well screen or open hole is greater than 10 feet, has the well been flow tested to assess the potential for vertical flow to be present within the well?
    ■ **No**, flow testing has not been conducted in this well
    ☐ **Yes**, flow testing of this well was conducted. Date of testing: _____
    Type of flow meter used: _____
    Measurements taken every _____ feet **[Please Attach Results]**
26. Weather Conditions During Deployment Temp. 20° F Wind None ☐ Sunny ■ Overcast ☐ Raining ☐ Snowing
27. Weather Conditions During Retrieval Temp. 40° F Wind None ☐ Sunny ■ Overcast ☐ Raining ☐ Snowing

28. Field Sampling Technician: Name(s) and Company (please print clearly)

Name	Company
Roy Wagner, Tetra Tech	
Carl Natter, Tetra Tech, Andrew Kelly, Tetra Tech	

New Jersey Department of Environmental Protection

Checklist for the Submission of Sampling Data for Passive Diffusion Bag Samplers (PDBS)

1. Site: Former Lockheed Electronics Company Site
2. Location: Watchung and North Plainfield, NJ
3. Well Designation: MW-547S
4. Well Permit Number: 25-54780

5. Type of Well: ■Monitoring ☐Extraction ☐Residential ☐Public Supply ☐Irrigation ☐Other
6. Well Surface Finish: ☐Stick Up ■Flush Mount
7. Location of Measuring Point: ■Top of Casing ☐Other (specify) _____
8. **NOTE:** PDBS represent a point sample within the screened interval or open hole of the well. It is critical to know the exact depth within the well where the PDBS is deployed. Well construction specifications, which are typically used to determine where to set the PDBS in the well, are measured in feet below ground surface (fbgs). If the depth interval for PDBS deployment is measured from the reference point identified above, the difference between this reference point and the ground surface must be measured and accounted for to determine the proper depth interval to set the PDBS. Please identify below, any differences between the measuring point identified above and actual ground surface at the well head.

   Distance between measuring point and ground surface (ft.) 0.34 feet below grade
9. Total Well Depth (fbgs) 21.8 (TIC)
10. Screened interval/open hole (fbgs) 2 to 22
11. Well Casing: Diameter: 2 inch Material: ■PVC ☐Carbon Steel ☐Stainless Steel
12. Well Screen (or open hole diameter): Diameter: 2 inch Material: ■PVC ☐Carbon Steel ☐Stainless Steel
13. Screen Size (slot) Screen Slot Size _____

14. Date and Time of Deployment Date: 3/5/14 Time: _____
15. Depth to Ground Water Depth to ground water at time of deployment 2.85 feet below TIC
16. Date and Time of Retrieval Date: 3/20/14 Time: 13:00
17. Depth to Ground Water Depth to ground water at time of retrieval 2.44 feet below TIC
18. Type of Deployment Line Used Diameter: 0.25 inch Material: Nylon line

19. Material and Mass (oz.) of PDBS Weight Stainless Steel, approx. 16 oz. (stainless steel recommended)
20. Type of PDBS Used
    ■Lab Filled (Modified Trip Blank must be taken at time of deployment)
    ☐Field Filled (Modified equipment blank of fill water must be taken at time of deployment. If PDBS isn't filled at well head, blank must travel with samplers until last sampler is deployed. Blank is then taken.)
21. Dimensions of PDBS Length (in.) 24 inches Diameter (in.) 1.25 inches Filled 220 ml
22. Position of PDBS Weight
    ☐Attached to bottom of PDBS and suspended in well
    ☐Attached to bottom of deployment line and suspended in well
    ■Attached to bottom of deployment line and resting on bottom of well (preferred)
23. Position of PDBS in Well Screen (ft. from measuring point to center of PDBS)

1st PDBS	2nd PDBS	3rd PDBS	4th PDBS
2.5 ft. bgs.			

5th PDBS	6th PDBS	7th PDBS	8th PDBS

24. If the saturated portion of the well screen or open hole is greater than 5 feet, has the well been vertically profiled to assess the potential for contaminant stratification?
    ☐ **No**, this well is being profiled during this sampling round
    ☐ **Yes**, this well was profiled already. Date when well was profiled: _____
25. If the saturated portion of the well screen or open hole is greater than 10 feet, has the well been flow tested to assess the potential for vertical flow to be present within the well?
    ■ **No**, flow testing has not been conducted in this well
    ☐ **Yes**, flow testing of this well was conducted. Date of testing: _____
    Type of flow meter used: _____
    Measurements taken every _____ feet **[Please Attach Results]**
26. Weather Conditions During Deployment Temp. 40° F Wind None ■Sunny ☐Overcast ☐Raining ☐Snowing
27. Weather Conditions During Retrieval Temp. 40° F Wind None ☐Sunny ■Overcast ☐Raining ☐Snowing

28. Field Sampling Technician: Name(s) and Company (please print clearly)

Name	Company
Andrew Kelly	Tetra Tech
Carl Natter, Andrew Kelly	Tetra Tech

New Jersey Department of Environmental Protection

Checklist for the Submission of Sampling Data for Passive Diffusion Bag Samplers (PDBS)

1. Site: Former Lockheed Electronics Company Site
2. Location: Watchung and North Plainfield, NJ
3. Well Designation: MW-547I
4. Well Permit Number: 25-54781

5. Type of Well: ■Monitoring ☐Extraction ☐Residential ☐Public Supply ☐Irrigation ☐Other
6. Well Surface Finish: ☐Stick Up ■Flush Mount
7. Location of Measuring Point: ■Top of Casing ☐Other (specify) _____
8. **NOTE:** PDBS represent a point sample within the screened interval or open hole of the well. It is critical to know the exact depth within the well where the PDBS is deployed. Well construction specifications, which are typically used to determine where to set the PDBS in the well, are measured in feet below ground surface (fbgs). If the depth interval for PDBS deployment is measured from the reference point identified above, the difference between this reference point and the ground surface must be measured and accounted for to determine the proper depth interval to set the PDBS. Please identify below, any differences between the measuring point identified above and actual ground surface at the well head.

   Distance between measuring point and ground surface (ft.) 0.32 feet below grade
9. Total Well Depth (fbgs) 99.4 (TIC)
10. Screened interval/open hole (fbgs) 80 to 100
11. Well Casing: Diameter: 2 inch Material: ■PVC ☐Carbon Steel ☐Stainless Steel
12. Well Screen (or open hole diameter): Diameter: 2 inch Material: ■PVC ☐Carbon Steel ☐Stainless Steel
13. Screen Size (slot) Screen Slot Size _____

14. Date and Time of Deployment Date: 3/4/14 Time: _____
15. Depth to Ground Water Depth to ground water at time of deployment 3.72 feet below TIC
16. Date and Time of Retrieval Date: 3/20/14 Time: 13:05
17. Depth to Ground Water Depth to ground water at time of retrieval 3.45 feet below TIC
18. Type of Deployment Line Used Diameter: 0.25 inch Material: Nylon line

19. Material and Mass (oz.) of PDBS Weight Stainless Steel, approx. 16 oz. (stainless steel recommended)
20. Type of PDBS Used
    ■Lab Filled (Modified Trip Blank must be taken at time of deployment)
    ☐Field Filled (Modified equipment blank of fill water must be taken at time of deployment. If PDBS isn't filled at well head, blank must travel with samplers until last sampler is deployed. Blank is then taken.)
21. Dimensions of PDBS Length (in.) 24 inches Diameter (in.) 1.25 inches Filled 220 ml
22. Position of PDBS Weight
    ☐Attached to bottom of PDBS and suspended in well
    ☐Attached to bottom of deployment line and suspended in well
    ■Attached to bottom of deployment line and resting on bottom of well (preferred)
23. Position of PDBS in Well Screen (ft. from measuring point to center of PDBS)

1st PDBS	2nd PDBS	3rd PDBS	4th PDBS
2.5 ft. bgs.			

5th PDBS	6th PDBS	7th PDBS	8th PDBS

24. If the saturated portion of the well screen or open hole is greater than 5 feet, has the well been vertically profiled to assess the potential for contaminant stratification?
    ☐ **No**, this well is being profiled during this sampling round
    ☐ **Yes**, this well was profiled already. Date when well was profiled: _____
25. If the saturated portion of the well screen or open hole is greater than 10 feet, has the well been flow tested to assess the potential for vertical flow to be present within the well?
    ■ **No**, flow testing has not been conducted in this well
    ☐ **Yes**, flow testing of this well was conducted. Date of testing: _____
    Type of flow meter used: _____
    Measurements taken every _____ feet **[Please Attach Results]**
26. Weather Conditions During Deployment Temp. 20° F Wind None ☐Sunny ■Overcast ☐Raining ☐Snowing
27. Weather Conditions During Retrieval Temp. 40° F Wind None ☐Sunny ■Overcast ☐Raining ☐Snowing

28. Field Sampling Technician: Name(s) and Company (please print clearly)

Name	Company
Roy Wagner	Tetra Tech
Carl Natter, Andrew Kelly	Tetra Tech

New Jersey Department of Environmental Protection

Checklist for the Submission of Sampling Data for Passive Diffusion Bag Samplers (PDBS)

1. Site: Former Lockheed Electronics Company Site
2. Location: Watchung and North Plainfield, NJ
3. Well Designation: MW-549S
4. Well Permit Number: 25-60735

5. Type of Well: ■Monitoring ☐Extraction ☐Residential ☐Public Supply ☐Irrigation ☐Other
6. Well Surface Finish: ■Stick Up ☐Flush Mount
7. Location of Measuring Point: ■Top of Casing ☐Other (specify) _____
8. **NOTE:** PDBS represent a point sample within the screened interval or open hole of the well. It is critical to know the exact depth within the well where the PDBS is deployed. Well construction specifications, which are typically used to determine where to set the PDBS in the well, are measured in feet below ground surface (fbgs). If the depth interval for PDBS deployment is measured from the reference point identified above, the difference between this reference point and the ground surface must be measured and accounted for to determine the proper depth interval to set the PDBS. Please identify below, any differences between the measuring point identified above and actual ground surface at the well head.

   Distance between measuring point and ground surface (ft.) 0.39 feet below TOC
9. Total Well Depth (fbgs) 115.84 (TIC)
10. Screened interval/open hole (fbgs) 90 to 110
11. Well Casing: Diameter: 2 inch Material: ■PVC ☐Carbon Steel ☐Stainless Steel
12. Well Screen (or open hole diameter): Diameter: 2 inch Material: ■PVC ☐Carbon Steel ☐Stainless Steel
13. Screen Size (slot) Screen Slot Size _____

14. Date and Time of Deployment Date: 3/4/14 Time: 9:15
15. Depth to Ground Water Depth to ground water at time of deployment 53.81 feet below TIC
16. Date and Time of Retrieval Date: 3/20/14 Time: 9:15
17. Depth to Ground Water Depth to ground water at time of retrieval 53.90 feet below TIC
18. Type of Deployment Line Used Diameter: 0.25 inch Material: Nylon line

19. Material and Mass (oz.) of PDBS Weight Stainless Steel, approx. 12 oz. (stainless steel recommended)
20. Type of PDBS Used
    ■Lab Filled (Modified Trip Blank must be taken at time of deployment)
    ☐Field Filled (Modified equipment blank of fill water must be taken at time of deployment. If PDBS isn't filled at well head, blank must travel with samplers until last sampler is deployed. Blank is then taken.)
21. Dimensions of PDBS Length (in.) 24 inches Diameter (in.) 1.25 inches Filled 220 ml
22. Position of PDBS Weight
    ☐Attached to bottom of PDBS and suspended in well
    ☐Attached to bottom of deployment line and suspended in well
    ■Attached to bottom of deployment line and resting on bottom of well (preferred)
23. Position of PDBS in Well Screen (ft. from measuring point to center of PDBS)

1st PDBS	2nd PDBS	3rd PDBS	4th PDBS
approx. 104 ft bgs (center of screen)			
5th PDBS	**6th PDBS**	**7th PDBS**	**8th PDBS**

24. If the saturated portion of the well screen or open hole is greater than 5 feet, has the well been vertically profiled to assess the potential for contaminant stratification?
    ☐ **No**, this well is being profiled during this sampling round
    ☐ **Yes**, this well was profiled already. Date when well was profiled: _____
25. If the saturated portion of the well screen or open hole is greater than 10 feet, has the well been flow tested to assess the potential for vertical flow to be present within the well?
    ■ **No**, flow testing has not been conducted in this well
    ☐ **Yes**, flow testing of this well was conducted. Date of testing: _____
    Type of flow meter used: _____
    Measurements taken every _____ feet **[Please Attach Results]**
26. Weather Conditions During Deployment Temp. 20° F Wind None ■Sunny ☐Overcast ☐Raining ☐Snowing
27. Weather Conditions During Retrieval Temp. 40° F Wind None ☐Sunny ■Overcast ☐Raining ☐Snowing

28. Field Sampling Technician: Name(s) and Company (please print clearly)

Name	Company
Roy Wagner	Tetra Tech
Carl Natter, Andrew Kelly	Tetra Tech

New Jersey Department of Environmental Protection
Checklist for the Submission of Sampling Data for Passive Diffusion Bag Samplers (PDBS)

1. Site: Former Lockheed Electronics Company Site
2. Location: Watchung and North Plainfield, NJ
3. Well Designation: MW-549I
4. Well Permit Number: 25-60736

5. Type of Well: ■Monitoring ☐Extraction ☐Residential ☐Public Supply ☐Irrigation ☐Other
6. Well Surface Finish: ■Stick Up ☐Flush Mount
7. Location of Measuring Point: ■Top of Casing ☐Other (specify) _____
8. **NOTE:** PDBS represent a point sample within the screened interval or open hole of the well. It is critical to know the exact depth within the well where the PDBS is deployed. Well construction specifications, which are typically used to determine where to set the PDBS in the well, are measured in feet below ground surface (fbgs). If the depth interval for PDBS deployment is measured from the reference point identified above, the difference between this reference point and the ground surface must be measured and accounted for to determine the proper depth interval to set the PDBS. Please identify below, any differences between the measuring point identified above and actual ground surface at the well head.

   Distance between measuring point and ground surface (ft.) 0.15 feet below TOC
9. Total Well Depth (fbgs) 212.25 (TIC)
10. Screened interval/open hole (fbgs) 190 to 210
11. Well Casing: Diameter: 2 inch Material: ■PVC ☐Carbon Steel ☐Stainless Steel
12. Well Screen (or open hole diameter): Diameter: 2 inch Material: ■PVC ☐Carbon Steel ☐Stainless Steel
13. Screen Size (slot) Screen Slot Size _____

14. Date and Time of Deployment Date: 3/4/14 Time: 9:25
15. Depth to Ground Water Depth to ground water at time of deployment 55.55feet below TIC
16. Date and Time of Retrieval Date: 3/20/14 Time: 9:20
17. Depth to Ground Water Depth to ground water at time of retrieval 55.37 feet below TIC
18. Type of Deployment Line Used Diameter: 0.25 inch Material: Nylon line

19. Material and Mass (oz.) of PDBS Weight Stainless Steel, approx. 12 oz. (stainless steel recommended)
20. Type of PDBS Used
    ■Lab Filled (Modified Trip Blank must be taken at time of deployment)
    ☐Field Filled (Modified equipment blank of fill water must be taken at time of deployment. If PDBS isn't filled at well head, blank must travel with samplers until last sampler is deployed. Blank is then taken.)
21. Dimensions of PDBS Length (in.) 24 inches Diameter (in.) 1.25 inches Filled 220 ml
22. Position of PDBS Weight
    ☐Attached to bottom of PDBS and suspended in well
    ☐Attached to bottom of deployment line and suspended in well
    ■Attached to bottom of deployment line and resting on bottom of well (preferred)
23. Position of PDBS in Well Screen (ft. from measuring point to center of PDBS)

1st PDBS	2nd PDBS	3rd PDBS	4th PDBS
approx. 201 ft bgs			
(collected field duplicate sample DUP-01)			
5th PDBS	6th PDBS	7th PDBS	8th PDBS

24. If the saturated portion of the well screen or open hole is greater than 5 feet, has the well been vertically profiled to assess the potential for contaminant stratification?
    ☐ **No**, this well is being profiled during this sampling round
    ☐ **Yes**, this well was profiled already. Date when well was profiled: _____
25. If the saturated portion of the well screen or open hole is greater than 10 feet, has the well been flow tested to assess the potential for vertical flow to be present within the well?
    ■ **No**, flow testing has not been conducted in this well
    ☐ **Yes**, flow testing of this well was conducted. Date of testing: _____
    Type of flow meter used: _____
    Measurements taken every _____ feet **[Please Attach Results]**
26. Weather Conditions During Deployment Temp. 20° F Wind None ■Sunny ☐Overcast ☐Raining ☐Snowing
27. Weather Conditions During Retrieval Temp. 40° F Wind None ☐Sunny ■Overcast ☐Raining ☐Snowing

28. Field Sampling Technician: Name(s) and Company (please print clearly)

Name	Company
Roy Wagner	Tetra Tech
Carl Natter, Andrew Kelly	Tetra Tech

New Jersey Department of Environmental Protection

Checklist for the Submission of Sampling Data for Passive Diffusion Bag Samplers (PDBS)

1. Site: Former Lockheed Electronics Company Site
2. Location: Watchung and North Plainfield, NJ
3. Well Designation: MW-547D
4. Well Permit Number: 25-54782

5. Type of Well: ■Monitoring ☐Extraction ☐Residential ☐Public Supply ☐Irrigation ☐Other
6. Well Surface Finish: ☐Stick Up ■Flush Mount
7. Location of Measuring Point: ■Top of Casing ☐Other (specify) _____
8. **NOTE:** PDBS represent a point sample within the screened interval or open hole of the well. It is critical to know the exact depth within the well where the PDBS is deployed. Well construction specifications, which are typically used to determine where to set the PDBS in the well, are measured in feet below ground surface (fbgs). If the depth interval for PDBS deployment is measured from the reference point identified above, the difference between this reference point and the ground surface must be measured and accounted for to determine the proper depth interval to set the PDBS. Please identify below, any differences between the measuring point identified above and actual ground surface at the well head.

   Distance between measuring point and ground surface (ft.) 0.43 feet below grade
9. Total Well Depth (fbgs) 189.4 (TIC)
10. Screened interval/open hole (fbgs) 180 to 200
11. Well Casing: Diameter: 2 inch Material: ■PVC ☐Carbon Steel ☐Stainless Steel
12. Well Screen (or open hole diameter): Diameter: 2 inch Material: ■PVC ☐Carbon Steel ☐Stainless Steel
13. Screen Size (slot) Screen Slot Size _____

14. Date and Time of Deployment Date: 3/5/14 Time: _____
15. Depth to Ground Water Depth to ground water at time of deployment 4.62 feet below TIC
16. Date and Time of Retrieval Date: 3/20/14 Time: 13:10
17. Depth to Ground Water Depth to ground water at time of retrieval 4.56 feet below TIC
18. Type of Deployment Line Used Diameter: 0.25 inch Material: Nylon line

19. Material and Mass (oz.) of PDBS Weight Stainless Steel, approx. 16 oz. (stainless steel recommended)
20. Type of PDBS Used
    ■Lab Filled (Modified Trip Blank must be taken at time of deployment)
    ☐Field Filled (Modified equipment blank of fill water must be taken at time of deployment. If PDBS isn't filled at well head, blank must travel with samplers until last sampler is deployed. Blank is then taken.)
21. Dimensions of PDBS Length (in.) 24 inches Diameter (in.) 1.25 inches Filled 220 ml
22. Position of PDBS Weight
    ☐Attached to bottom of PDBS and suspended in well
    ☐Attached to bottom of deployment line and suspended in well
    ■Attached to bottom of deployment line and resting on bottom of well (preferred)
23. Position of PDBS in Well Screen (ft. from measuring point to center of PDBS)

1st PDBS	2nd PDBS	3rd PDBS	4th PDBS
2.5 ft. bgs.			

5th PDBS	6th PDBS	7th PDBS	8th PDBS

24. If the saturated portion of the well screen or open hole is greater than 5 feet, has the well been vertically profiled to assess the potential for contaminant stratification?
    ☐ **No**, this well is being profiled during this sampling round
    ☐ **Yes**, this well was profiled already. Date when well was profiled: _____
25. If the saturated portion of the well screen or open hole is greater than 10 feet, has the well been flow tested to assess the potential for vertical flow to be present within the well?
    ■ **No**, flow testing has not been conducted in this well
    ☐ **Yes**, flow testing of this well was conducted. Date of testing: _____
    Type of flow meter used: _____
    Measurements taken every _____ feet **[Please Attach Results]**
26. Weather Conditions During Deployment Temp. 30° F Wind None ☐Sunny ■Overcast ☐Raining ☐Snowing
27. Weather Conditions During Retrieval Temp. 40° F Wind None ☐Sunny ■Overcast ☐Raining ☐Snowing

28. Field Sampling Technician: Name(s) and Company (please print clearly)

Name	Company
Andrew Kelly	Tetra Tech
Carl Natter, Andrew Kelly	Tetra Tech

New Jersey Department of Environmental Protection

Checklist for the Submission of Sampling Data for Passive Diffusion Bag Samplers (PDBS)

1. Site: Former Lockheed Electronics Company Site
2. Location: Watchung and North Plainfield, NJ
3. Well Designation: MW-550S
4. Well Permit Number: 25-60738

5. Type of Well: ■Monitoring ☐Extraction ☐Residential ☐Public Supply ☐Irrigation ☐Other
6. Well Surface Finish: ☐Stick Up ■Flush Mount
7. Location of Measuring Point: ■Top of Casing ☐Other (specify) _____
8. **NOTE:** PDBS represent a point sample within the screened interval or open hole of the well. It is critical to know the exact depth within the well where the PDBS is deployed. Well construction specifications, which are typically used to determine where to set the PDBS in the well, are measured in feet below ground surface (fbgs). If the depth interval for PDBS deployment is measured from the reference point identified above, the difference between this reference point and the ground surface must be measured and accounted for to determine the proper depth interval to set the PDBS. Please identify below, any differences between the measuring point identified above and actual ground surface at the well head.

   Distance between measuring point and ground surface (ft.) 0.55 feet below grade
9. Total Well Depth (fbgs) 49.84 (TIC)
10. Screened interval/open hole (fbgs) 30 to 50
11. Well Casing: Diameter: 2 inch Material: ■PVC ☐Carbon Steel ☐Stainless Steel
12. Well Screen (or open hole diameter): Diameter: 2 inch Material: ■PVC ☐Carbon Steel ☐Stainless Steel
13. Screen Size (slot) Screen Slot Size _____

14. Date and Time of Deployment Date: 3/4/14 Time: 10:45
15. Depth to Ground Water Depth to ground water at time of deployment 19.00 feet below TIC
16. Date and Time of Retrieval Date: 3/20/14 Time: 10:15
17. Depth to Ground Water Depth to ground water at time of retrieval 18.87 feet below TIC
18. Type of Deployment Line Used Diameter: 0.25 inch Material: Nylon line

19. Material and Mass (oz.) of PDBS Weight Stainless Steel, approx. 16 oz. (stainless steel recommended)
20. Type of PDBS Used
    ■Lab Filled (Modified Trip Blank must be taken at time of deployment)
    ☐Field Filled (Modified equipment blank of fill water must be taken at time of deployment. If PDBS isn't filled at well head, blank must travel with samplers until last sampler is deployed. Blank is then taken.)
21. Dimensions of PDBS Length (in.) 24 inches Diameter (in.) 1.25 inches Filled 220 ml
22. Position of PDBS Weight
    ☐Attached to bottom of PDBS and suspended in well
    ☐Attached to bottom of deployment line and suspended in well
    ■Attached to bottom of deployment line and resting on bottom of well (preferred)
23. Position of PDBS in Well Screen (ft. from measuring point to center of PDBS)

1st PDBS	2nd PDBS	3rd PDBS	4th PDBS
approx. 39.84 ft			

(center of screen; collected field duplicate sample DUP-02)

5th PDBS	6th PDBS	7th PDBS	8th PDBS

24. If the saturated portion of the well screen or open hole is greater than 5 feet, has the well been vertically profiled to assess the potential for contaminant stratification?
    ☐**No**, this well is being profiled during this sampling round
    ☐**Yes**, this well was profiled already. Date when well was profiled: _____
25. If the saturated portion of the well screen or open hole is greater than 10 feet, has the well been flow tested to assess the potential for vertical flow to be present within the well?
    ■**No**, flow testing has not been conducted in this well
    ☐**Yes**, flow testing of this well was conducted. Date of testing: _____
    Type of flow meter used: _____
    Measurements taken every _____ feet **[Please Attach Results]**
26. Weather Conditions During Deployment Temp. 20° F Wind None ☐Sunny ■Overcast ☐Raining ☐Snowing
27. Weather Conditions During Retrieval Temp. 40° F Wind None ☐Sunny ■Overcast ☐Raining ☐Snowing

28. Field Sampling Technician: Name(s) and Company (please print clearly)

Name	Company
Roy Wagner	Tetra Tech
Carl Natter, Andrew Kelly	Tetra Tech

New Jersey Department of Environmental Protection

Checklist for the Submission of Sampling Data for Passive Diffusion Bag Samplers (PDBS)

1. Site: Former Lockheed Electronics Company Site
2. Location: Watchung and North Plainfield, NJ
3. Well Designation: MW-550I
4. Well Permit Number: 25-60737

5. Type of Well: ■ Monitoring ☐ Extraction ☐ Residential ☐ Public Supply ☐ Irrigation ☐ Other
6. Well Surface Finish: ☐ Stick Up ■ Flush Mount
7. Location of Measuring Point: ■ Top of Casing ☐ Other (specify) _____
8. **NOTE:** PDBS represent a point sample within the screened interval or open hole of the well. It is critical to know the exact depth within the well where the PDBS is deployed. Well construction specifications, which are typically used to determine where to set the PDBS in the well, are measured in feet below ground surface (fbgs). If the depth interval for PDBS deployment is measured from the reference point identified above, the difference between this reference point and the ground surface must be measured and accounted for to determine the proper depth interval to set the PDBS. Please identify below, any differences between the measuring point identified above and actual ground surface at the well head.

   Distance between measuring point and ground surface (ft.) 0.35 feet below grade
9. Total Well Depth (fbgs) 100.22 (TIC)
10. Screened interval/open hole (fbgs) 80 to 100
11. Well Casing: Diameter: 2 inch Material: ■ PVC ☐ Carbon Steel ☐ Stainless Steel
12. Well Screen (or open hole diameter): Diameter: 2 inch Material: ■ PVC ☐ Carbon Steel ☐ Stainless Steel
13. Screen Size (slot) Screen Slot Size _____

14. Date and Time of Deployment Date: 3/4/14 Time: 10:50
15. Depth to Ground Water Depth to ground water at time of deployment 20.30 feet below TIC
16. Date and Time of Retrieval Date: 3/20/14 Time: 10:20
17. Depth to Ground Water Depth to ground water at time of retrieval 20.11 feet below TIC
18. Type of Deployment Line Used Diameter: 0.25 inch Material: Nylon line

19. Material and Mass (oz.) of PDBS Weight Stainless Steel, approx. 16 oz. (stainless steel recommended)
20. Type of PDBS Used
    ■ Lab Filled (Modified Trip Blank must be taken at time of deployment)
    ☐ Field Filled (Modified equipment blank of fill water must be taken at time of deployment. If PDBS isn't filled at well head, blank must travel with samplers until last sampler is deployed. Blank is then taken.)
21. Dimensions of PDBS Length (in.) 24 inches Diameter (in.) 1.25 inches Filled 220 ml
22. Position of PDBS Weight
    ☐ Attached to bottom of PDBS and suspended in well
    ☐ Attached to bottom of deployment line and suspended in well
    ■ Attached to bottom of deployment line and resting on bottom of well (preferred)
23. Position of PDBS in Well Screen (ft. from measuring point to center of PDBS)

1st PDBS	2nd PDBS	3rd PDBS	4th PDBS
approx. 90.22 ft (center of screen)			
5th PDBS	**6th PDBS**	**7th PDBS**	**8th PDBS**

24. If the saturated portion of the well screen or open hole is greater than 5 feet, has the well been vertically profiled to assess the potential for contaminant stratification?
    ☐ **No**, this well is being profiled during this sampling round
    ☐ **Yes**, this well was profiled already. Date when well was profiled: _____
25. If the saturated portion of the well screen or open hole is greater than 10 feet, has the well been flow tested to assess the potential for vertical flow to be present within the well?
    ■ **No**, flow testing has not been conducted in this well
    ☐ **Yes**, flow testing of this well was conducted. Date of testing: _____
    Type of flow meter used: _____
    Measurements taken every _____ feet **[Please Attach Results]**
26. Weather Conditions During Deployment Temp. 20° F Wind None ☐ Sunny ■ Overcast ☐ Raining ☐ Snowing
27. Weather Conditions During Retrieval Temp. 40° F Wind None ☐ Sunny ■ Overcast ☐ Raining ☐ Snowing

28. Field Sampling Technician: Name(s) and Company (please print clearly)

Name	Company
Roy Wagner, Tetra Tech	
Carl Natter, Tetra Tech, Andrew Kelly Tetra Tech	

New Jersey Department of Environmental Protection

Checklist for the Submission of Sampling Data for Passive Diffusion Bag Samplers (PDBS)

1. Site: Former Lockheed Electronics Company Site
2. Location: Watchung and North Plainfield, NJ
3. Well Designation: PZ-521S
4. Well Permit Number: 25-45029

5. Type of Well: ■Monitoring ☐Extraction ☐Residential ☐Public Supply ☐Irrigation ☐Other
6. Well Surface Finish: ☐Stick Up ■Flush Mount
7. Location of Measuring Point: ■Top of Casing ☐Other (specify) _____
8. **NOTE:** PDBS represent a point sample within the screened interval or open hole of the well. It is critical to know the exact depth within the well where the PDBS is deployed. Well construction specifications, which are typically used to determine where to set the PDBS in the well, are measured in feet below ground surface (fbgs). If the depth interval for PDBS deployment is measured from the reference point identified above, the difference between this reference point and the ground surface must be measured and accounted for to determine the proper depth interval to set the PDBS. Please identify below, any differences between the measuring point identified above and actual ground surface at the well head.

   Distance between measuring point and ground surface (ft.) 0.10 feet below grade
9. Total Well Depth (fbgs) 15.50 (TIC)
10. Screened interval/open hole (fbgs) 5.2 to 15.2
11. Well Casing: Diameter: 2 inch Material: ■PVC ☐Carbon Steel ☐Stainless Steel
12. Well Screen (or open hole diameter): Diameter: 2 inch Material: ■PVC ☐Carbon Steel ☐Stainless Steel
13. Screen Size (slot) Screen Slot Size _____

14. Date and Time of Deployment Date: 3/4/14 Time: 16:15
15. Depth to Ground Water Depth to ground water at time of deployment 2.46 feet below TIC
16. Date and Time of Retrieval Date: 3/20/14 Time: 13:25
17. Depth to Ground Water Depth to ground water at time of retrieval 1.99 feet below TIC
18. Type of Deployment Line Used Diameter: 0.25 inch Material: Nylon line

19. Material and Mass (oz.) of PDBS Weight Stainless Steel, approx. 16 oz. (stainless steel recommended)
20. Type of PDBS Used
    ■Lab Filled (Modified Trip Blank must be taken at time of deployment)
    ☐Field Filled (Modified equipment blank of fill water must be taken at time of deployment. If PDBS isn't filled at well head, blank must travel with samplers until last sampler is deployed. Blank is then taken.)
21. Dimensions of PDBS Length (in.) 24 inches Diameter (in.) 1.25 inches Filled 220 ml
22. Position of PDBS Weight
    ☐Attached to bottom of PDBS and suspended in well
    ☐Attached to bottom of deployment line and suspended in well
    ■Attached to bottom of deployment line and resting on bottom of well (preferred)
23. Position of PDBS in Well Screen (ft. from measuring point to center of PDBS)

1st PDBS	2nd PDBS	3rd PDBS	4th PDBS
approx. 10.50 ft (center of screen)			
5th PDBS	**6th PDBS**	**7th PDBS**	**8th PDBS**

24. If the saturated portion of the well screen or open hole is greater than 5 feet, has the well been vertically profiled to assess the potential for contaminant stratification?
    ☐ **No**, this well is being profiled during this sampling round
    ☐ **Yes**, this well was profiled already. Date when well was profiled: _____
25. If the saturated portion of the well screen or open hole is greater than 10 feet, has the well been flow tested to assess the potential for vertical flow to be present within the well?
    ■ **No**, flow testing has not been conducted in this well
    ☐ **Yes**, flow testing of this well was conducted. Date of testing: _____
    Type of flow meter used: _____
    Measurements taken every _____ feet **[Please Attach Results]**
26. Weather Conditions During Deployment Temp. 20° F Wind None ■Sunny ☐Overcast ☐Raining ☐Snowing
27. Weather Conditions During Retrieval Temp. 40° F Wind None ☐Sunny ■Overcast ☐Raining ☐Snowing

28. Field Sampling Technician: Name(s) and Company (please print clearly)

Name	Company
Roy Wagner	Tetra Tech
Carl Natter, Andrew Kelly	Tetra Tech

New Jersey Department of Environmental Protection

Checklist for the Submission of Sampling Data for Passive Diffusion Bag Samplers (PDBS)

1. Site: Former Lockheed Electronics Company Site
2. Location: Watchung and North Plainfield, NJ
3. Well Designation: PZ-521I
4. Well Permit Number: 25-45028

5. Type of Well: ■Monitoring ☐Extraction ☐Residential ☐Public Supply ☐Irrigation ☐Other
6. Well Surface Finish: ☐Stick Up ■Flush Mount
7. Location of Measuring Point: ■Top of Casing ☐Other (specify) _____
8. **NOTE:** PDBS represent a point sample within the screened interval or open hole of the well. It is critical to know the exact depth within the well where the PDBS is deployed. Well construction specifications, which are typically used to determine where to set the PDBS in the well, are measured in feet below ground surface (fbgs). If the depth interval for PDBS deployment is measured from the reference point identified above, the difference between this reference point and the ground surface must be measured and accounted for to determine the proper depth interval to set the PDBS. Please identify below, any differences between the measuring point identified above and actual ground surface at the well head.

   Distance between measuring point and ground surface (ft.) 0.20 feet below grade
9. Total Well Depth (fbgs) 102.05 (TIC)
10. Screened interval/open hole (fbgs) 92.6 to 102.6
11. Well Casing: Diameter: 2 inch Material: ■PVC ☐Carbon Steel ☐Stainless Steel
12. Well Screen (or open hole diameter): Diameter: 2 inch Material: ■PVC ☐Carbon Steel ☐Stainless Steel
13. Screen Size (slot) Screen Slot Size _____

14. Date and Time of Deployment Date: 3/4/14 Time: 16:10
15. Depth to Ground Water Depth to ground water at time of deployment 4.27 feet below TIC
16. Date and Time of Retrieval Date: 3/20/14 Time: 13:30
17. Depth to Ground Water Depth to ground water at time of retrieval 4.32 feet below TIC
18. Type of Deployment Line Used Diameter: 0.25 inch Material: Nylon line

19. Material and Mass (oz.) of PDBS Weight Stainless Steel, approx. 16 oz. (stainless steel recommended)
20. Type of PDBS Used
    ■Lab Filled (Modified Trip Blank must be taken at time of deployment)
    ☐Field Filled (Modified equipment blank of fill water must be taken at time of deployment. If PDBS isn't filled at well head, blank must travel with samplers until last sampler is deployed. Blank is then taken.)
21. Dimensions of PDBS Length (in.) 24 inches Diameter (in.) 1.25 inches Filled 220 ml
22. Position of PDBS Weight
    ☐Attached to bottom of PDBS and suspended in well
    ☐Attached to bottom of deployment line and suspended in well
    ■Attached to bottom of deployment line and resting on bottom of well (preferred)
23. Position of PDBS in Well Screen (ft. from measuring point to center of PDBS)

1st PDBS	2nd PDBS	3rd PDBS	4th PDBS
approx. 97.05 ft (center of screen)			
5th PDBS	**6th PDBS**	**7th PDBS**	**8th PDBS**

24. If the saturated portion of the well screen or open hole is greater than 5 feet, has the well been vertically profiled to assess the potential for contaminant stratification?
    ☐**No**, this well is being profiled during this sampling round
    ☐**Yes**, this well was profiled already. Date when well was profiled: _____
25. If the saturated portion of the well screen or open hole is greater than 10 feet, has the well been flow tested to assess the potential for vertical flow to be present within the well?
    ■**No**, flow testing has not been conducted in this well
    ☐**Yes**, flow testing of this well was conducted. Date of testing: _____
    Type of flow meter used: _____
    Measurements taken every _____ feet **[Please Attach Results]**
26. Weather Conditions During Deployment Temp. 20° F Wind None ☐Sunny ■Overcast ☐Raining ☐Snowing
27. Weather Conditions During Retrieval Temp. 40° F Wind None ☐Sunny ■Overcast ☐Raining ☐Snowing

28. Field Sampling Technician: Name(s) and Company (please print clearly)

Name	Company
Roy Wagner	Tetra Tech
Carl Natter, Andrew Kelly	Tetra Tech

New Jersey Department of Environmental Protection

Checklist for the Submission of Sampling Data for Passive Diffusion Bag Samplers (PDBS)

1. Site: Former Lockheed Electronics Company Site
2. Location: Watchung and North Plainfield, NJ
3. Well Designation: PZ-522S
4. Well Permit Number: 25-45020

5. Type of Well: ■Monitoring ☐Extraction ☐Residential ☐Public Supply ☐Irrigation ☐Other
6. Well Surface Finish: ☐Stick Up ■Flush Mount
7. Location of Measuring Point: ■Top of Casing ☐Other (specify) _____
8. **NOTE:** PDBS represent a point sample within the screened interval or open hole of the well. It is critical to know the exact depth within the well where the PDBS is deployed. Well construction specifications, which are typically used to determine where to set the PDBS in the well, are measured in feet below ground surface (fbgs). If the depth interval for PDBS deployment is measured from the reference point identified above, the difference between this reference point and the ground surface must be measured and accounted for to determine the proper depth interval to set the PDBS. Please identify below, any differences between the measuring point identified above and actual ground surface at the well head.

   Distance between measuring point and ground surface (ft.) 0.28 feet below grade
9. Total Well Depth (fbgs) 17.41 (TIC)
10. Screened interval/open hole (fbgs) 7.7 to 17.7
11. Well Casing: Diameter: 2 inch Material: ■PVC ☐Carbon Steel ☐Stainless Steel
12. Well Screen (or open hole diameter): Diameter: 2 inch Material: ■PVC ☐Carbon Steel ☐Stainless Steel
13. Screen Size (slot) Screen Slot Size _____

14. Date and Time of Deployment Date: 3/4/14 Time: 15:20
15. Depth to Ground Water Depth to ground water at time of deployment 6.79 feet below TIC
16. Date and Time of Retrieval Date: 3/20/14 Time: 12:45
17. Depth to Ground Water Depth to ground water at time of retrieval 6.66 feet below TIC
18. Type of Deployment Line Used Diameter: 0.25 inch Material: Nylon line

19. Material and Mass (oz.) of PDBS Weight Stainless Steel, approx. 16 oz. (stainless steel recommended)
20. Type of PDBS Used
    ■Lab Filled (Modified Trip Blank must be taken at time of deployment)
    ☐Field Filled (Modified equipment blank of fill water must be taken at time of deployment. If PDBS isn't filled at well head, blank must travel with samplers until last sampler is deployed. Blank is then taken.)
21. Dimensions of PDBS Length (in.) 24 inches Diameter (in.) 1.25 inches Filled 220 ml
22. Position of PDBS Weight
    ☐Attached to bottom of PDBS and suspended in well
    ☐Attached to bottom of deployment line and suspended in well
    ■Attached to bottom of deployment line and resting on bottom of well (preferred)
23. Position of PDBS in Well Screen (ft. from measuring point to center of PDBS)

1st PDBS	2nd PDBS	3rd PDBS	4th PDBS
approx. 12.41 ft (center of screen)			
5th PDBS	**6th PDBS**	**7th PDBS**	**8th PDBS**

24. If the saturated portion of the well screen or open hole is greater than 5 feet, has the well been vertically profiled to assess the potential for contaminant stratification?
    ☐ **No**, this well is being profiled during this sampling round
    ☐ **Yes**, this well was profiled already. Date when well was profiled: _____
25. If the saturated portion of the well screen or open hole is greater than 10 feet, has the well been flow tested to assess the potential for vertical flow to be present within the well?
    ■ **No**, flow testing has not been conducted in this well
    ☐ **Yes**, flow testing of this well was conducted. Date of testing: _____
    Type of flow meter used: _____
    Measurements taken every _____ feet **[Please Attach Results]**
26. Weather Conditions During Deployment Temp. 20° F Wind None ☐Sunny ■Overcast ☐Raining ☐Snowing
27. Weather Conditions During Retrieval Temp. 40° F Wind None ☐Sunny ■Overcast ☐Raining ☐Snowing

28. Field Sampling Technician: Name(s) and Company (please print clearly)

Name	Company
Roy Wagner	Tetra Tech
Carl Natter, Andrew Kelly	Tetra Tech

New Jersey Department of Environmental Protection

Checklist for the Submission of Sampling Data for Passive Diffusion Bag Samplers (PDBS)

1. Site: Former Lockheed Electronics Company Site
2. Location: Watchung and North Plainfield, NJ
3. Well Designation: PZ-522I
4. Well Permit Number: 25-45019

5. Type of Well: ■Monitoring ☐Extraction ☐Residential ☐Public Supply ☐Irrigation ☐Other
6. Well Surface Finish: ☐Stick Up ■Flush Mount
7. Location of Measuring Point: ■Top of Casing ☐Other (specify) _____
8. **NOTE:** PDBS represent a point sample within the screened interval or open hole of the well. It is critical to know the exact depth within the well where the PDBS is deployed. Well construction specifications, which are typically used to determine where to set the PDBS in the well, are measured in feet below ground surface (fbgs). If the depth interval for PDBS deployment is measured from the reference point identified above, the difference between this reference point and the ground surface must be measured and accounted for to determine the proper depth interval to set the PDBS. Please identify below, any differences between the measuring point identified above and actual ground surface at the well head.

   Distance between measuring point and ground surface (ft.) 0.28 feet below grade
9. Total Well Depth (fbgs) 99.80 (TIC)
10. Screened interval/open hole (fbgs) 91 to 101
11. Well Casing: Diameter: 2 inch Material: ■PVC ☐Carbon Steel ☐Stainless Steel
12. Well Screen (or open hole diameter): Diameter: 2 inch Material: ■PVC ☐Carbon Steel ☐Stainless Steel
13. Screen Size (slot) Screen Slot Size _____

14. Date and Time of Deployment Date: 3/4/14 Time: 15:25
15. Depth to Ground Water Depth to ground water at time of deployment 10.17 feet below TIC
16. Date and Time of Retrieval Date: 3/20/14 Time: 12:50
17. Depth to Ground Water Depth to ground water at time of retrieval 9.96 feet below TIC
18. Type of Deployment Line Used Diameter: 0.25 inch Material: Nylon line

19. Material and Mass (oz.) of PDBS Weight Stainless Steel, approx. 16 oz. (stainless steel recommended)
20. Type of PDBS Used
    ■Lab Filled (Modified Trip Blank must be taken at time of deployment)
    ☐Field Filled (Modified equipment blank of fill water must be taken at time of deployment. If PDBS isn't filled at well head, blank must travel with samplers until last sampler is deployed. Blank is then taken.)
21. Dimensions of PDBS Length (in.) 24 inches Diameter (in.) 1.25 inches Filled 220 ml
22. Position of PDBS Weight
    ☐Attached to bottom of PDBS and suspended in well
    ☐Attached to bottom of deployment line and suspended in well
    ■Attached to bottom of deployment line and resting on bottom of well (preferred)
23. Position of PDBS in Well Screen (ft. from measuring point to center of PDBS)

1st PDBS	2nd PDBS	3rd PDBS	4th PDBS
approx. 94.80 ft (center of screen)			
5th PDBS	**6th PDBS**	**7th PDBS**	**8th PDBS**

24. If the saturated portion of the well screen or open hole is greater than 5 feet, has the well been vertically profiled to assess the potential for contaminant stratification?
    ☐ **No**, this well is being profiled during this sampling round
    ☐ **Yes**, this well was profiled already. Date when well was profiled: _____
25. If the saturated portion of the well screen or open hole is greater than 10 feet, has the well been flow tested to assess the potential for vertical flow to be present within the well?
    ■ **No**, flow testing has not been conducted in this well
    ☐ **Yes**, flow testing of this well was conducted. Date of testing: _____
    Type of flow meter used: _____
    Measurements taken every _____ feet **[Please Attach Results]**
26. Weather Conditions During Deployment Temp. 20° F Wind None ☐Sunny ■Overcast ☐Raining ☐Snowing
27. Weather Conditions During Retrieval Temp. 40° F Wind None ☐Sunny ■Overcast ☐Raining ☐Snowing

28. Field Sampling Technician: Name(s) and Company (please print clearly)

Name	Company
Roy Wagner	Tetra Tech
Carl Natter, Andrew Kelly	Tetra Tech

New Jersey Department of Environmental Protection

Checklist for the Submission of Sampling Data for Passive Diffusion Bag Samplers (PDBS)

1. Site: Former Lockheed Electronics Company Site
2. Location: Watchung and North Plainfield, NJ
3. Well Designation: PZ-522D
4. Well Permit Number: 25-45018

5. Type of Well: ■Monitoring ☐Extraction ☐Residential ☐Public Supply ☐Irrigation ☐Other
6. Well Surface Finish: ☐Stick Up ■Flush Mount
7. Location of Measuring Point: ■Top of Casing ☐Other (specify) _____
8. **NOTE:** PDBS represent a point sample within the screened interval or open hole of the well. It is critical to know the exact depth within the well where the PDBS is deployed. Well construction specifications, which are typically used to determine where to set the PDBS in the well, are measured in feet below ground surface (fbgs). If the depth interval for PDBS deployment is measured from the reference point identified above, the difference between this reference point and the ground surface must be measured and accounted for to determine the proper depth interval to set the PDBS. Please identify below, any differences between the measuring point identified above and actual ground surface at the well head.

   Distance between measuring point and ground surface (ft.) 0.30 feet below grade
9. Total Well Depth (fbgs) 195.95 (TIC)
10. Screened interval/open hole (fbgs) 187.7 to 197.7
11. Well Casing: Diameter: 2 inch Material: ■PVC ☐Carbon Steel ☐Stainless Steel
12. Well Screen (or open hole diameter): Diameter: 2 inch Material: ■PVC ☐Carbon Steel ☐Stainless Steel
13. Screen Size (slot) Screen Slot Size _____

14. Date and Time of Deployment Date: 3/4/14 Time: 12:35
15. Depth to Ground Water Depth to ground water at time of deployment 11.21 feet below TIC
16. Date and Time of Retrieval Date: 3/20/14 Time: 12:55
17. Depth to Ground Water Depth to ground water at time of retrieval 11.17 feet below TIC
18. Type of Deployment Line Used Diameter: 0.25 inch Material: Nylon line

19. Material and Mass (oz.) of PDBS Weight Stainless Steel, approx. 16 oz. (stainless steel recommended)
20. Type of PDBS Used
    ■Lab Filled (Modified Trip Blank must be taken at time of deployment)
    ☐Field Filled (Modified equipment blank of fill water must be taken at time of deployment. If PDBS isn't filled at well head, blank must travel with samplers until last sampler is deployed. Blank is then taken.)
21. Dimensions of PDBS Length (in.) 24 inches Diameter (in.) 1.25 inches Filled 220 ml
22. Position of PDBS Weight
    ☐Attached to bottom of PDBS and suspended in well
    ☐Attached to bottom of deployment line and suspended in well
    ■Attached to bottom of deployment line and resting on bottom of well (preferred)
23. Position of PDBS in Well Screen (ft. from measuring point to center of PDBS)

1st PDBS	2nd PDBS	3rd PDBS	4th PDBS
approx. 190.95 ft (center of screen)			
5th PDBS	**6th PDBS**	**7th PDBS**	**8th PDBS**

24. If the saturated portion of the well screen or open hole is greater than 5 feet, has the well been vertically profiled to assess the potential for contaminant stratification?
    ☐ **No**, this well is being profiled during this sampling round
    ☐ **Yes**, this well was profiled already. Date when well was profiled: _____
25. If the saturated portion of the well screen or open hole is greater than 10 feet, has the well been flow tested to assess the potential for vertical flow to be present within the well?
    ■ **No**, flow testing has not been conducted in this well
    ☐ **Yes**, flow testing of this well was conducted. Date of testing: _____
    Type of flow meter used: _____
    Measurements taken every _____ feet **[Please Attach Results]**
26. Weather Conditions During Deployment Temp. 20° F Wind None ☐Sunny ■Overcast ☐Raining ☐Snowing
27. Weather Conditions During Retrieval Temp. 40° F Wind None ☐Sunny ■Overcast ☐Raining ☐Snowing

28. Field Sampling Technician: Name(s) and Company (please print clearly)

Name	Company
Roy Wagner	Tetra Tech
Carl Natter, Andrew Kelly	Tetra Tech

New Jersey Department of Environmental Protection

Checklist for the Submission of Sampling Data for Passive Diffusion Bag Samplers (PDBS)

1. Site: Former Lockheed Electronics Company Site
2. Location: Watchung and North Plainfield, NJ
3. Well Designation: PZ-524S
4. Well Permit Number: 25-45026

5. Type of Well: ■ Monitoring ☐ Extraction ☐ Residential ☐ Public Supply ☐ Irrigation ☐ Other
6. Well Surface Finish: ☐ Stick Up ■ Flush Mount
7. Location of Measuring Point: ■ Top of Casing ☐ Other (specify) _____
8. **NOTE:** PDBS represent a point sample within the screened interval or open hole of the well. It is critical to know the exact depth within the well where the PDBS is deployed. Well construction specifications, which are typically used to determine where to set the PDBS in the well, are measured in feet below ground surface (fbgs). If the depth interval for PDBS deployment is measured from the reference point identified above, the difference between this reference point and the ground surface must be measured and accounted for to determine the proper depth interval to set the PDBS. Please identify below, any differences between the measuring point identified above and actual ground surface at the well head.

   Distance between measuring point and ground surface (ft.) 0.16 feet below grade
9. Total Well Depth (fbgs) 13.22 (TIC)
10. Screened interval/open hole (fbgs) 4.7 to 14.7
11. Well Casing: Diameter: 2 inch Material: ■ PVC ☐ Carbon Steel ☐ Stainless Steel
12. Well Screen (or open hole diameter): Diameter: 2 inch Material: ■ PVC ☐ Carbon Steel ☐ Stainless Steel
13. Screen Size (slot) Screen Slot Size _____

14. Date and Time of Deployment Date: 3/4/14 Time: _____
15. Depth to Ground Water Depth to ground water at time of deployment 4.64 feet below TIC
16. Date and Time of Retrieval Date: 3/20/14 Time: 15:35
17. Depth to Ground Water Depth to ground water at time of retrieval 4.08 feet below TIC
18. Type of Deployment Line Used Diameter: 0.25 inch Material: Nylon line

19. Material and Mass (oz.) of PDBS Weight Stainless Steel, approx. 16 oz. (stainless steel recommended)
20. Type of PDBS Used
    ■ Lab Filled (Modified Trip Blank must be taken at time of deployment)
    ☐ Field Filled (Modified equipment blank of fill water must be taken at time of deployment. If PDBS isn't filled at well head, blank must travel with samplers until last sampler is deployed. Blank is then taken.)
21. Dimensions of PDBS Length (in.) 24 inches Diameter (in.) 1.25 inches Filled 220 ml
22. Position of PDBS Weight
    ☐ Attached to bottom of PDBS and suspended in well
    ☐ Attached to bottom of deployment line and suspended in well
    ■ Attached to bottom of deployment line and resting on bottom of well (preferred)
23. Position of PDBS in Well Screen (ft. from measuring point to center of PDBS)

1st PDBS	2nd PDBS	3rd PDBS	4th PDBS
2.5 ft. bgs.			

5th PDBS	6th PDBS	7th PDBS	8th PDBS

24. If the saturated portion of the well screen or open hole is greater than 5 feet, has the well been vertically profiled to assess the potential for contaminant stratification?
    ☐ **No**, this well is being profiled during this sampling round
    ☐ **Yes**, this well was profiled already. Date when well was profiled: _____
25. If the saturated portion of the well screen or open hole is greater than 10 feet, has the well been flow tested to assess the potential for vertical flow to be present within the well?
    ■ **No**, flow testing has not been conducted in this well
    ☐ **Yes**, flow testing of this well was conducted. Date of testing: _____
    Type of flow meter used: _____
    Measurements taken every _____ feet **[Please Attach Results]**
26. Weather Conditions During Deployment Temp. 20° F Wind None ☐ Sunny ■ Overcast ☐ Raining ☐ Snowing
27. Weather Conditions During Retrieval Temp. 40° F Wind None ☐ Sunny ■ Overcast ☐ Raining ☐ Snowing

28. Field Sampling Technician: Name(s) and Company (please print clearly)

Name	Company
Roy Wagner	Tetra Tech
Carl Natter, Andrew Kelly	Tetra Tech

New Jersey Department of Environmental Protection

Checklist for the Submission of Sampling Data for Passive Diffusion Bag Samplers (PDBS)

1. Site: Former Lockheed Electronics Company Site
2. Location: Watchung and North Plainfield, NJ
3. Well Designation: PZ-524I
4. Well Permit Number: 25-45025

5. Type of Well: ■Monitoring ☐Extraction ☐Residential ☐Public Supply ☐Irrigation ☐Other
6. Well Surface Finish: ☐Stick Up ■Flush Mount
7. Location of Measuring Point: ■Top of Casing ☐Other (specify) _____
8. **NOTE:** PDBS represent a point sample within the screened interval or open hole of the well. It is critical to know the exact depth within the well where the PDBS is deployed. Well construction specifications, which are typically used to determine where to set the PDBS in the well, are measured in feet below ground surface (fbgs). If the depth interval for PDBS deployment is measured from the reference point identified above, the difference between this reference point and the ground surface must be measured and accounted for to determine the proper depth interval to set the PDBS. Please identify below, any differences between the measuring point identified above and actual ground surface at the well head.

   Distance between measuring point and ground surface (ft.) 0.23 feet below grade
9. Total Well Depth (fbgs) 94.17 (TIC)
10. Screened interval/open hole (fbgs) 87.7 to 97.7
11. Well Casing: Diameter: 2 inch Material: ■PVC ☐Carbon Steel ☐Stainless Steel
12. Well Screen (or open hole diameter): Diameter: 2 inch Material: ■PVC ☐Carbon Steel ☐Stainless Steel
13. Screen Size (slot) Screen Slot Size _____

14. Date and Time of Deployment Date: 3/5/14 Time: _____
15. Depth to Ground Water Depth to ground water at time of deployment 5.71 feet below TIC
16. Date and Time of Retrieval Date: 3/20/14 Time: 15:40
17. Depth to Ground Water Depth to ground water at time of retrieval 5.16 feet below TIC
18. Type of Deployment Line Used Diameter: 0.25 inch Material: Nylon line

19. Material and Mass (oz.) of PDBS Weight Stainless Steel, approx. 16 oz. (stainless steel recommended)
20. Type of PDBS Used
    ■Lab Filled (Modified Trip Blank must be taken at time of deployment)
    ☐Field Filled (Modified equipment blank of fill water must be taken at time of deployment. If PDBS isn't filled at well head, blank must travel with samplers until last sampler is deployed. Blank is then taken.)
21. Dimensions of PDBS Length (in.) 24 inches Diameter (in.) 1.25 inches Filled 220 ml
22. Position of PDBS Weight
    ☐Attached to bottom of PDBS and suspended in well
    ☐Attached to bottom of deployment line and suspended in well
    ■Attached to bottom of deployment line and resting on bottom of well (preferred)
23. Position of PDBS in Well Screen (ft. from measuring point to center of PDBS)

1st PDBS	2nd PDBS	3rd PDBS	4th PDBS
2.5 ft. bgs.			

5th PDBS	6th PDBS	7th PDBS	8th PDBS

24. If the saturated portion of the well screen or open hole is greater than 5 feet, has the well been vertically profiled to assess the potential for contaminant stratification?
    ☐**No**, this well is being profiled during this sampling round
    ☐**Yes**, this well was profiled already. Date when well was profiled: _____
25. If the saturated portion of the well screen or open hole is greater than 10 feet, has the well been flow tested to assess the potential for vertical flow to be present within the well?
    ■**No**, flow testing has not been conducted in this well
    ☐**Yes**, flow testing of this well was conducted. Date of testing: _____
    Type of flow meter used: _____
    Measurements taken every _____ feet **[Please Attach Results]**
26. Weather Conditions During Deployment Temp. 30° F Wind Light ☐Sunny ■Overcast ☐Raining ☐Snowing
27. Weather Conditions During Retrieval Temp. 40° F Wind None ☐Sunny ■Overcast ☐Raining ☐Snowing

28. Field Sampling Technician: Name(s) and Company (please print clearly)

Name	Company
Andrew Kelly	Tetra Tech
Carl Natter, Andrew Kelly	Tetra Tech

New Jersey Department of Environmental Protection

Checklist for the Submission of Sampling Data for Passive Diffusion Bag Samplers (PDBS)

1. Site: Former Lockheed Electronics Company Site
2. Location: Watchung and North Plainfield, NJ
3. Well Designation: PZ-524D
4. Well Permit Number: 25-45024

5. Type of Well: ■ Monitoring ☐ Extraction ☐ Residential ☐ Public Supply ☐ Irrigation ☐ Other
6. Well Surface Finish: ☐ Stick Up ■ Flush Mount
7. Location of Measuring Point: ■ Top of Casing ☐ Other (specify) _____
8. **NOTE:** PDBS represent a point sample within the screened interval or open hole of the well. It is critical to know the exact depth within the well where the PDBS is deployed. Well construction specifications, which are typically used to determine where to set the PDBS in the well, are measured in feet below ground surface (fbgs). If the depth interval for PDBS deployment is measured from the reference point identified above, the difference between this reference point and the ground surface must be measured and accounted for to determine the proper depth interval to set the PDBS. Please identify below, any differences between the measuring point identified above and actual ground surface at the well head.

   Distance between measuring point and ground surface (ft.) 0.29 feet below grade
9. Total Well Depth (fbgs) 192.3 (TIC)
10. Screened interval/open hole (fbgs) 185.7 to 195.7
11. Well Casing: Diameter: 2 inch Material: ■ PVC ☐ Carbon Steel ☐ Stainless Steel
12. Well Screen (or open hole diameter): Diameter: 2 inch Material: ■ PVC ☐ Carbon Steel ☐ Stainless Steel
13. Screen Size (slot) Screen Slot Size _____

14. Date and Time of Deployment Date: 3/5/14 Time: _____
15. Depth to Ground Water Depth to ground water at time of deployment 4.50 feet below TIC
16. Date and Time of Retrieval Date: 3/20/14 Time: 15:45
17. Depth to Ground Water Depth to ground water at time of retrieval 3.99 feet below TIC
18. Type of Deployment Line Used Diameter: 0.25 inch Material: Nylon line

19. Material and Mass (oz.) of PDBS Weight Stainless Steel, approx. 16 oz. (stainless steel recommended)
20. Type of PDBS Used
    ■ Lab Filled (Modified Trip Blank must be taken at time of deployment)
    ☐ Field Filled (Modified equipment blank of fill water must be taken at time of deployment. If PDBS isn't filled at well head, blank must travel with samplers until last sampler is deployed. Blank is then taken.)
21. Dimensions of PDBS Length (in.) 24 inches Diameter (in.) 1.25 inches Filled 220 ml
22. Position of PDBS Weight
    ☐ Attached to bottom of PDBS and suspended in well
    ☐ Attached to bottom of deployment line and suspended in well
    ■ Attached to bottom of deployment line and resting on bottom of well (preferred)
23. Position of PDBS in Well Screen (ft. from measuring point to center of PDBS)

1st PDBS	2nd PDBS	3rd PDBS	4th PDBS
2.5 ft. bgs.			

5th PDBS	6th PDBS	7th PDBS	8th PDBS

24. If the saturated portion of the well screen or open hole is greater than 5 feet, has the well been vertically profiled to assess the potential for contaminant stratification?
    ☐ **No**, this well is being profiled during this sampling round
    ☐ **Yes**, this well was profiled already. Date when well was profiled: _____
25. If the saturated portion of the well screen or open hole is greater than 10 feet, has the well been flow tested to assess the potential for vertical flow to be present within the well?
    ■ **No**, flow testing has not been conducted in this well
    ☐ **Yes**, flow testing of this well was conducted. Date of testing: _____
    Type of flow meter used: _____
    Measurements taken every _____ feet **[Please Attach Results]**
26. Weather Conditions During Deployment Temp. 30° F Wind None ■ Sunny ☐ Overcast ☐ Raining ☐ Snowing
27. Weather Conditions During Retrieval Temp. 40° F Wind None ☐ Sunny ■ Overcast ☐ Raining ☐ Snowing

28. Field Sampling Technician: Name(s) and Company (please print clearly)

Name	Company
Andrew Kelly	Tetra Tech
Carl Natter, Andrew Kelly	Tetra Tech

New Jersey Department of Environmental Protection

Checklist for the Submission of Sampling Data for Passive Diffusion Bag Samplers (PDBS)

1. Site: Former Lockheed Electronics Company Site
2. Location: Watchung and North Plainfield, NJ
3. Well Designation: MW-1S
4. Well Permit Number: E201313296

5. Type of Well: ■ Monitoring ☐ Extraction ☐ Residential ☐ Public Supply ☐ Irrigation ☐ Other
6. Well Surface Finish: ☐ Stick Up ■ Flush Mount
7. Location of Measuring Point: ■ Top of Casing ☐ Other (specify) _____
8. **NOTE:** PDBS represent a point sample within the screened interval or open hole of the well. It is critical to know the exact depth within the well where the PDBS is deployed. Well construction specifications, which are typically used to determine where to set the PDBS in the well, are measured in feet below ground surface (fbgs). If the depth interval for PDBS deployment is measured from the reference point identified above, the difference between this reference point and the ground surface must be measured and accounted for to determine the proper depth interval to set the PDBS. Please identify below, any differences between the measuring point identified above and actual ground surface at the well head.

   Distance between measuring point and ground surface (ft.) 0.32 feet below grade
9. Total Well Depth (fbgs) 179.68 (TIC)
10. Screened interval/open hole (fbgs) 170 to 180
11. Well Casing: Diameter: 2 inch Material: ■ PVC ☐ Carbon Steel ☐ Stainless Steel
12. Well Screen (or open hole diameter): Diameter: 2 inch Material: ■ PVC ☐ Carbon Steel ☐ Stainless Steel
13. Screen Size (slot) Screen Slot Size 20 slot

14. Date and Time of Deployment Date: 8/27/14 Time: 15:50
15. Depth to Ground Water Depth to ground water at time of deployment 69.21 feet below TIC
16. Date and Time of Retrieval Date: 9/11/14 Time: 10:05
17. Depth to Ground Water Depth to ground water at time of retrieval 70.22 feet below TIC
18. Type of Deployment Line Used Diameter: 1/16 inch Material: Teflon coated stainless steel

19. Material and Mass (oz.) of PDBS Weight Stainless Steel, approx. 16 oz. (stainless steel recommended)
20. Type of PDBS Used
    ■ Lab Filled (Modified Trip Blank must be taken at time of deployment)
    ☐ Field Filled (Modified equipment blank of fill water must be taken at time of deployment. If PDBS isn't filled at well head, blank must travel with samplers until last sampler is deployed. Blank is then taken.)
21. Dimensions of PDBS Length (in.) 24 inches Diameter (in.) 1.25 inches Filled 220 ml
22. Position of PDBS Weight
    ☐ Attached to bottom of PDBS and suspended in well
    ☐ Attached to bottom of deployment line and suspended in well
    ■ Attached to bottom of deployment line and resting on bottom of well (preferred)
23. Position of PDBS in Well Screen (ft. from measuring point to center of PDBS)

1st PDBS	2nd PDBS	3rd PDBS	4th PDBS
176.98 ft (Set at bottom hooks)			
5th PDBS	**6th PDBS**	**7th PDBS**	**8th PDBS**

24. If the saturated portion of the well screen or open hole is greater than 5 feet, has the well been vertically profiled to assess the potential for contaminant stratification?
    ☐ **No**, this well is being profiled during this sampling round
    ■ **Yes**, this well was profiled already. Date when well was profiled: 12/31/13
25. If the saturated portion of the well screen or open hole is greater than 10 feet, has the well been flow tested to assess the potential for vertical flow to be present within the well?
    ■ **No**, flow testing has not been conducted in this well
    ☐ **Yes**, flow testing of this well was conducted. Date of testing: _____
    Type of flow meter used: _____
    Measurements taken every _____ feet **[Please Attach Results]**
26. Weather Conditions During Deployment Temp. 90 ° F Wind None ■ Sunny ☐ Overcast ☐ Raining ☐ Snowing
27. Weather Conditions During Retrieval Temp. 80° F Wind None ☐ Sunny ■ Overcast ☐ Raining ☐ Snowing

28. Field Sampling Technician: Name(s) and Company (please print clearly)

Name	Company
Roy Wagner, Tetra Tech	
Priscilla Merta, Tetra Tech, Andrew Kelly, Tetra Tech	

New Jersey Department of Environmental Protection

Checklist for the Submission of Sampling Data for Passive Diffusion Bag Samplers (PDBS)

1. Site: Former Lockheed Electronics Company Site
2. Location: Watchung and North Plainfield, NJ
3. Well Designation: MW-1I
4. Well Permit Number: E201313297

5. Type of Well: ■ Monitoring ☐ Extraction ☐ Residential ☐ Public Supply ☐ Irrigation ☐ Other
6. Well Surface Finish: ☐ Stick Up ■ Flush Mount
7. Location of Measuring Point: ■ Top of Casing ☐ Other (specify) _____
8. **NOTE:** PDBS represent a point sample within the screened interval or open hole of the well. It is critical to know the exact depth within the well where the PDBS is deployed. Well construction specifications, which are typically used to determine where to set the PDBS in the well, are measured in feet below ground surface (fbgs). If the depth interval for PDBS deployment is measured from the reference point identified above, the difference between this reference point and the ground surface must be measured and accounted for to determine the proper depth interval to set the PDBS. Please identify below, any differences between the measuring point identified above and actual ground surface at the well head.

   Distance between measuring point and ground surface (ft.) 0.43 feet below grade
9. Total Well Depth (fbgs) 254.63 (TIC)
10. Screened interval/open hole (fbgs) 245 to 255
11. Well Casing: Diameter: 2 inch Material: ■ PVC ☐ Carbon Steel ☐ Stainless Steel
12. Well Screen (or open hole diameter): Diameter: 2 inch Material: ■ PVC ☐ Carbon Steel ☐ Stainless Steel
13. Screen Size (slot) Screen Slot Size 20 slot

14. Date and Time of Deployment Date: 8/27/14 Time: 10:35
15. Depth to Ground Water Depth to ground water at time of deployment 71.35 feet below TIC
16. Date and Time of Retrieval Date: 9/11/14 Time: 10:10
17. Depth to Ground Water Depth to ground water at time of retrieval 71.98 feet below TIC
18. Type of Deployment Line Used Diameter: 0.25 inch Material: _____

19. Material and Mass (oz.) of PDBS Weight Stainless Steel, approx. 16 oz. (stainless steel recommended)
20. Type of PDBS Used
    ■ Lab Filled (Modified Trip Blank must be taken at time of deployment)
    ☐ Field Filled (Modified equipment blank of fill water must be taken at time of deployment. If PDBS isn't filled at well head, blank must travel with samplers until last sampler is deployed. Blank is then taken.)
21. Dimensions of PDBS Length (in.) 24 inches Diameter (in.) 1.25 inches Filled 220 ml
22. Position of PDBS Weight
    ☐ Attached to bottom of PDBS and suspended in well
    ☐ Attached to bottom of deployment line and suspended in well
    ■ Attached to bottom of deployment line and resting on bottom of well (preferred)
23. Position of PDBS in Well Screen (ft. from measuring point to center of PDBS)

1st PDBS	2nd PDBS	3rd PDBS	4th PDBS
251.93 ft (set on bottom hooks)			
5th PDBS	**6th PDBS**	**7th PDBS**	**8th PDBS**

24. If the saturated portion of the well screen or open hole is greater than 5 feet, has the well been vertically profiled to assess the potential for contaminant stratification?
    ☐ **No**, this well is being profiled during this sampling round
    ■ **Yes**, this well was profiled already. Date when well was profiled: 12/31/13
25. If the saturated portion of the well screen or open hole is greater than 10 feet, has the well been flow tested to assess the potential for vertical flow to be present within the well?
    ■ **No**, flow testing has not been conducted in this well
    ☐ **Yes**, flow testing of this well was conducted. Date of testing: _____
    Type of flow meter used: _____
    Measurements taken every _____ feet **[Please Attach Results]**
26. Weather Conditions During Deployment Temp. 90° F Wind None ■ Sunny ☐ Overcast ☐ Raining ☐ Snowing
27. Weather Conditions During Retrieval Temp. 80° F Wind None ☐ Sunny ■ Overcast ☐ Raining ☐ Snowing

28. Field Sampling Technician: Name(s) and Company (please print clearly)

Name	Company
Roy Wagner	Tetra Tech
Priscilla Merta, Andrew Kelly	Tetra Tech

New Jersey Department of Environmental Protection

Checklist for the Submission of Sampling Data for Passive Diffusion Bag Samplers (PDBS)

1. Site: Former Lockheed Electronics Company Site
2. Location: Watchung and North Plainfield, NJ
3. Well Designation: MW-2I
4. Well Permit Number: E201313299

5. Type of Well: ■ Monitoring ☐ Extraction ☐ Residential ☐ Public Supply ☐ Irrigation ☐ Other
6. Well Surface Finish: ☐ Stick Up ■ Flush Mount
7. Location of Measuring Point: ■ Top of Casing ☐ Other (specify) _____
8. **NOTE:** PDBS represent a point sample within the screened interval or open hole of the well. It is critical to know the exact depth within the well where the PDBS is deployed. Well construction specifications, which are typically used to determine where to set the PDBS in the well, are measured in feet below ground surface (fbgs). If the depth interval for PDBS deployment is measured from the reference point identified above, the difference between this reference point and the ground surface must be measured and accounted for to determine the proper depth interval to set the PDBS. Please identify below, any differences between the measuring point identified above and actual ground surface at the well head.

   Distance between measuring point and ground surface (ft.) 0.22 feet below grade
9. Total Well Depth (fbgs) 97.52 (TIC)
10. Screened interval/open hole (fbgs) 88 to 98
11. Well Casing: Diameter: 2 inch Material: ■ PVC ☐ Carbon Steel ☐ Stainless Steel
12. Well Screen (or open hole diameter): Diameter: 2 inch Material: ■ PVC ☐ Carbon Steel ☐ Stainless Steel
13. Screen Size (slot) Screen Slot Size 20 slot

14. Date and Time of Deployment Date: 8/27/14 Time: 14:15
15. Depth to Ground Water Depth to ground water at time of deployment 16.59 feet below TIC
16. Date and Time of Retrieval Date: 9/11/14 Time: 13:55
17. Depth to Ground Water Depth to ground water at time of retrieval 16.84 feet below TIC
18. Type of Deployment Line Used Diameter: 0.25 inch Material: _____

19. Material and Mass (oz.) of PDBS Weight Stainless Steel, approx. 16 oz. (stainless steel recommended)
20. Type of PDBS Used
    - ■ Lab Filled (Modified Trip Blank must be taken at time of deployment)
    - ☐ Field Filled (Modified equipment blank of fill water must be taken at time of deployment. If PDBS isn't filled at well head, blank must travel with samplers until last sampler is deployed. Blank is then taken.)
21. Dimensions of PDBS Length (in.) 24 inches Diameter (in.) 1.25 inches Filled 220 ml
22. Position of PDBS Weight
    - ☐ Attached to bottom of PDBS and suspended in well
    - ☐ Attached to bottom of deployment line and suspended in well
    - ■ Attached to bottom of deployment line and resting on bottom of well (preferred)
23. Position of PDBS in Well Screen (ft. from measuring point to center of PDBS)

1st PDBS	2nd PDBS	3rd PDBS	4th PDBS
94.82 ft (set on bottom hooks, 3.5 ft. off bottom)			

5th PDBS	6th PDBS	7th PDBS	8th PDBS

24. If the saturated portion of the well screen or open hole is greater than 5 feet, has the well been vertically profiled to assess the potential for contaminant stratification?
    - ☐ **No**, this well is being profiled during this sampling round
    - ■ **Yes**, this well was profiled already. Date when well was profiled: 12/31/13
25. If the saturated portion of the well screen or open hole is greater than 10 feet, has the well been flow tested to assess the potential for vertical flow to be present within the well?
    - ■ **No**, flow testing has not been conducted in this well
    - ☐ **Yes**, flow testing of this well was conducted. Date of testing: _____
      Type of flow meter used: _____
      Measurements taken every _____ feet **[Please Attach Results]**
26. Weather Conditions During Deployment Temp. 90° F Wind None ■ Sunny ☐ Overcast ☐ Raining ☐ Snowing
27. Weather Conditions During Retrieval Temp. 80° F Wind None ☐ Sunny ■ Overcast ☐ Raining ☐ Snowing

28. Field Sampling Technician: Name(s) and Company (please print clearly)

Name	Company
Roy Wagner, Tetra Tech	
Priscilla Merta, Tetra Tech, Andrew Kelly Tetra Tech	

New Jersey Department of Environmental Protection

Checklist for the Submission of Sampling Data for Passive Diffusion Bag Samplers (PDBS)

1. Site: Former Lockheed Electronics Company Site
2. Location: Watchung and North Plainfield, NJ
3. Well Designation: MW-2D
4. Well Permit Number: E201313300

5. Type of Well: ■ Monitoring ☐ Extraction ☐ Residential ☐ Public Supply ☐ Irrigation ☐ Other
6. Well Surface Finish: ☐ Stick Up ■ Flush Mount
7. Location of Measuring Point: ■ Top of Casing ☐ Other (specify) _____
8. **NOTE:** PDBS represent a point sample within the screened interval or open hole of the well. It is critical to know the exact depth within the well where the PDBS is deployed. Well construction specifications, which are typically used to determine where to set the PDBS in the well, are measured in feet below ground surface (fbgs). If the depth interval for PDBS deployment is measured from the reference point identified above, the difference between this reference point and the ground surface must be measured and accounted for to determine the proper depth interval to set the PDBS. Please identify below, any differences between the measuring point identified above and actual ground surface at the well head.

   Distance between measuring point and ground surface (ft.) 0.0 feet below grade
9. Total Well Depth (fbgs) 197.64 (TIC)
10. Screened interval/open hole (fbgs) 188 to 198
11. Well Casing: Diameter: 2 inch Material: ■ PVC ☐ Carbon Steel ☐ Stainless Steel
12. Well Screen (or open hole diameter): Diameter: 2 inch Material: ■ PVC ☐ Carbon Steel ☐ Stainless Steel
13. Screen Size (slot) Screen Slot Size 20 slot

14. Date and Time of Deployment Date: 8/27/14 Time: 14:25
15. Depth to Ground Water Depth to ground water at time of deployment 17.70 feet below TIC
16. Date and Time of Retrieval Date: 9/11/14 Time: 13:50
17. Depth to Ground Water Depth to ground water at time of retrieval 17.92 feet below TIC
18. Type of Deployment Line Used Diameter: 0.25 inch Material: _____

19. Material and Mass (oz.) of PDBS Weight Stainless Steel, approx. 16 oz. (stainless steel recommended)
20. Type of PDBS Used
    ■ Lab Filled (Modified Trip Blank must be taken at time of deployment)
    ☐ Field Filled (Modified equipment blank of fill water must be taken at time of deployment. If PDBS isn't filled at well head, blank must travel with samplers until last sampler is deployed. Blank is then taken.)
21. Dimensions of PDBS Length (in.) 24 inches Diameter (in.) 1.25 inches Filled 220 ml
22. Position of PDBS Weight
    ☐ Attached to bottom of PDBS and suspended in well
    ☐ Attached to bottom of deployment line and suspended in well
    ■ Attached to bottom of deployment line and resting on bottom of well (preferred)
23. Position of PDBS in Well Screen (ft. from measuring point to center of PDBS)

1st PDBS	2nd PDBS	3rd PDBS	4th PDBS
194.94 ft (set on bottom hooks)			
5th PDBS	**6th PDBS**	**7th PDBS**	**8th PDBS**

24. If the saturated portion of the well screen or open hole is greater than 5 feet, has the well been vertically profiled to assess the potential for contaminant stratification?
    ☐ **No**, this well is being profiled during this sampling round
    ■ **Yes**, this well was profiled already. Date when well was profiled: 12/31/13
25. If the saturated portion of the well screen or open hole is greater than 10 feet, has the well been flow tested to assess the potential for vertical flow to be present within the well?
    ■ **No**, flow testing has not been conducted in this well
    ☐ **Yes**, flow testing of this well was conducted. Date of testing: _____
    Type of flow meter used: _____
    Measurements taken every _____ feet **[Please Attach Results]**
26. Weather Conditions During Deployment Temp. 90° F Wind None ■ Sunny ☐ Overcast ☐ Raining ☐ Snowing
27. Weather Conditions During Retrieval Temp. 80° F Wind None ☐ Sunny ■ Overcast ☐ Raining ☐ Snowing

28. Field Sampling Technician: Name(s) and Company (please print clearly)

Name	Company
Roy Wagner, Tetra Tech	
Priscilla Merta, Tetra Tech, Andrew Kelly Tetra Tech	

New Jersey Department of Environmental Protection

Checklist for the Submission of Sampling Data for Passive Diffusion Bag Samplers (PDBS)

1. Site: Former Lockheed Electronics Company Site
2. Location: Watchung and North Plainfield, NJ
3. Well Designation: MW-3D
4. Well Permit Number: E201313298

5. Type of Well: ■ Monitoring ☐ Extraction ☐ Residential ☐ Public Supply ☐ Irrigation ☐ Other
6. Well Surface Finish: ☐ Stick Up ■ Flush Mount
7. Location of Measuring Point: ■ Top of Casing ☐ Other (specify) _____
8. **NOTE:** PDBS represent a point sample within the screened interval or open hole of the well. It is critical to know the exact depth within the well where the PDBS is deployed. Well construction specifications, which are typically used to determine where to set the PDBS in the well, are measured in feet below ground surface (fbgs). If the depth interval for PDBS deployment is measured from the reference point identified above, the difference between this reference point and the ground surface must be measured and accounted for to determine the proper depth interval to set the PDBS. Please identify below, any differences between the measuring point identified above and actual ground surface at the well head.

   Distance between measuring point and ground surface (ft.) 0.32 feet below grade
9. Total Well Depth (fbgs) 348.70 (TIC)
10. Screened interval/open hole (fbgs) 335 to 350
11. Well Casing: Diameter: 2 inch Material: ■ PVC ☐ Carbon Steel ☐ Stainless Steel
12. Well Screen (or open hole diameter): Diameter: 2 inch Material: ■ PVC ☐ Carbon Steel ☐ Stainless Steel
13. Screen Size (slot) Screen Slot Size 20 slot

14. Date and Time of Deployment Date: 8/27/14 Time: 12:30
15. Depth to Ground Water Depth to ground water at time of deployment 127.90 feet below TIC
16. Date and Time of Retrieval Date: 9/11/14 Time: 10:50
17. Depth to Ground Water Depth to ground water at time of retrieval 128.35 feet below TIC
18. Type of Deployment Line Used Diameter: 0.25 inch Material: _____

19. Material and Mass (oz.) of PDBS Weight Stainless Steel, approx. 32 oz. (stainless steel recommended)
20. Type of PDBS Used
    ■ Lab Filled (Modified Trip Blank must be taken at time of deployment)
    ☐ Field Filled (Modified equipment blank of fill water must be taken at time of deployment. If PDBS isn't filled at well head, blank must travel with samplers until last sampler is deployed. Blank is then taken.)
21. Dimensions of PDBS Length (in.) 24 inches Diameter (in.) 1.25 inches Filled 220 ml
22. Position of PDBS Weight
    ☐ Attached to bottom of PDBS and suspended in well
    ☐ Attached to bottom of deployment line and suspended in well
    ■ Attached to bottom of deployment line and resting on bottom of well (preferred)
23. Position of PDBS in Well Screen (ft. from measuring point to center of PDBS)

1st PDBS	2nd PDBS	3rd PDBS	4th PDBS
336 ft			

(Set on top of hooks 3 sets of hooks - used top set)

5th PDBS	6th PDBS	7th PDBS	8th PDBS

24. If the saturated portion of the well screen or open hole is greater than 5 feet, has the well been vertically profiled to assess the potential for contaminant stratification?
    ☐ **No**, this well is being profiled during this sampling round
    ■ **Yes**, this well was profiled already. Date when well was profiled: 12/31/13
25. If the saturated portion of the well screen or open hole is greater than 10 feet, has the well been flow tested to assess the potential for vertical flow to be present within the well?
    ■ **No**, flow testing has not been conducted in this well
    ☐ **Yes**, flow testing of this well was conducted. Date of testing: _____
    Type of flow meter used: _____
    Measurements taken every _____ feet **[Please Attach Results]**
26. Weather Conditions During Deployment Temp. 90° F Wind None ■ Sunny ☐ Overcast ☐ Raining ☐ Snowing
27. Weather Conditions During Retrieval Temp. 80° F Wind None ☐ Sunny ■ Overcast ☐ Raining ☐ Snowing

28. Field Sampling Technician: Name(s) and Company (please print clearly)

Name	Company
Roy Wagner	Tetra Tech
Priscilla Merta, Andrew Kelly	Tetra Tech

New Jersey Department of Environmental Protection

Checklist for the Submission of Sampling Data for Passive Diffusion Bag Samplers (PDBS)

1. Site: Former Lockheed Electronics Company Site
2. Location: Watchung and North Plainfield, NJ
3. Well Designation: MW-501S
4. Well Permit Number: 25-43364

5. Type of Well: ■ Monitoring ☐ Extraction ☐ Residential ☐ Public Supply ☐ Irrigation ☐ Other
6. Well Surface Finish: ☐ Stick Up ■ Flush Mount
7. Location of Measuring Point: ■ Top of Casing ☐ Other (specify) _____
8. **NOTE:** PDBS represent a point sample within the screened interval or open hole of the well. It is critical to know the exact depth within the well where the PDBS is deployed. Well construction specifications, which are typically used to determine where to set the PDBS in the well, are measured in feet below ground surface (fbgs). If the depth interval for PDBS deployment is measured from the reference point identified above, the difference between this reference point and the ground surface must be measured and accounted for to determine the proper depth interval to set the PDBS. Please identify below, any differences between the measuring point identified above and actual ground surface at the well head.

   Distance between measuring point and ground surface (ft.) 0.62 feet below grade
9. Total Well Depth (fbgs) 13.90 (TIC)
10. Screened interval/open hole (fbgs) 8 to 18
11. Well Casing: Diameter: 2 inch Material: ■ PVC ☐ Carbon Steel ☐ Stainless Steel
12. Well Screen (or open hole diameter): Diameter: 2 inch Material: ■ PVC ☐ Carbon Steel ☐ Stainless Steel
13. Screen Size (slot) Screen Slot Size _____

14. Date and Time of Deployment Date: 8/27/14 Time: 9:05
15. Depth to Ground Water Depth to ground water at time of deployment 4.43 feet below TIC
16. Date and Time of Retrieval Date: 9/11/14 Time: 8:35
17. Depth to Ground Water Depth to ground water at time of retrieval 5.10 feet below TIC
18. Type of Deployment Line Used Diameter: 0.25 inch Material: Nylon line

19. Material and Mass (oz.) of PDBS Weight Stainless Steel, approx. 12 oz. (stainless steel recommended)
20. Type of PDBS Used
    ■ Lab Filled (Modified Trip Blank must be taken at time of deployment)
    ☐ Field Filled (Modified equipment blank of fill water must be taken at time of deployment. If PDBS isn't filled at well head, blank must travel with samplers until last sampler is deployed. Blank is then taken.)
21. Dimensions of PDBS Length (in.) 24 inches Diameter (in.) 1.25 inches Filled 220 ml
22. Position of PDBS Weight
    ☐ Attached to bottom of PDBS and suspended in well
    ☐ Attached to bottom of deployment line and suspended in well
    ■ Attached to bottom of deployment line and resting on bottom of well (preferred)
23. Position of PDBS in Well Screen (ft. from measuring point to center of PDBS)

1st PDBS	2nd PDBS	3rd PDBS	4th PDBS
approx. 9.1 ft bgs			

5th PDBS	6th PDBS	7th PDBS	8th PDBS

24. If the saturated portion of the well screen or open hole is greater than 5 feet, has the well been vertically profiled to assess the potential for contaminant stratification?
    ☐ **No**, this well is being profiled during this sampling round
    ☐ **Yes**, this well was profiled already. Date when well was profiled: _____
25. If the saturated portion of the well screen or open hole is greater than 10 feet, has the well been flow tested to assess the potential for vertical flow to be present within the well?
    ■ **No**, flow testing has not been conducted in this well
    ☐ **Yes**, flow testing of this well was conducted. Date of testing: _____
    Type of flow meter used: _____
    Measurements taken every _____ feet **[Please Attach Results]**
26. Weather Conditions During Deployment Temp. 90° F Wind None ■ Sunny ☐ Overcast ☐ Raining ☐ Snowing
27. Weather Conditions During Retrieval Temp. 80° F Wind None ☐ Sunny ■ Overcast ☐ Raining ☐ Snowing

28. Field Sampling Technician: Name(s) and Company (please print clearly)

Name	Company
Roy Wagner, Tetra Tech	
Priscilla Merta, Tetra Tech, Andrew Kelly, Tetra Tech	

New Jersey Department of Environmental Protection

Checklist for the Submission of Sampling Data for Passive Diffusion Bag Samplers (PDBS)

1. Site: Former Lockheed Electronics Company Site
2. Location: Watchung and N
3. Well Designation: MW-501I
4. Well Permit Number: 25-43363

5. Type of Well: ■ Monitoring ☐ Extraction ☐ Residential ☐ Public Supply ☐ Irrigation ☐ Other
6. Well Surface Finish: ☐ Stick Up ■ Flush Mount
7. Location of Measuring Point: ■ Top of Casing ☐ Other (specify) _____
8. **NOTE:** PDBS represent a point sample within the screened interval or open hole of the well. It is critical to know the exact depth within the well where the PDBS is deployed. Well construction specifications, which are typically used to determine where to set the PDBS in the well, are measured in feet below ground surface (fbgs). If the depth interval for PDBS deployment is measured from the reference point identified above, the difference between this reference point and the ground surface must be measured and accounted for to determine the proper depth interval to set the PDBS. Please identify below, any differences between the measuring point identified above and actual ground surface at the well head.

   Distance between measuring point and ground surface (ft.) 0.44 feet below grade
9. Total Well Depth (fbgs) 73.40 (TIC)
10. Screened interval/open hole (fbgs) 64.5 to 74.5
11. Well Casing: Diameter: 2 inch Material: ■ PVC ☐ Carbon Steel ☐ Stainless Steel
12. Well Screen (or open hole diameter): Diameter: 2 inch Material: ■ PVC ☐ Carbon Steel ☐ Stainless Steel
13. Screen Size (slot) Screen Slot Size _____

14. Date and Time of Deployment Date: 8/27/14 Time: 9:15
15. Depth to Ground Water Depth to ground water at time of deployment 10.94 feet below TIC
16. Date and Time of Retrieval Date: 9/11/14 Time: 8:40
17. Depth to Ground Water Depth to ground water at time of retrieval 11.46 feet below TIC
18. Type of Deployment Line Used Diameter: 0.25 inch Material: Nylon line

19. Material and Mass (oz.) of PDBS Weight Stainless Steel, approx. 12 oz. (stainless steel recommended)
20. Type of PDBS Used
    ■ Lab Filled (Modified Trip Blank must be taken at time of deployment)
    ☐ Field Filled (Modified equipment blank of fill water must be taken at time of deployment. If PDBS isn't filled at well head, blank must travel with samplers until last sampler is deployed. Blank is then taken.)
21. Dimensions of PDBS Length (in.) 24 inches Diameter (in.) 1.25 inches Filled 220 ml
22. Position of PDBS Weight
    ☐ Attached to bottom of PDBS and suspended in well
    ☐ Attached to bottom of deployment line and suspended in well
    ■ Attached to bottom of deployment line and resting on bottom of well (preferred)
23. Position of PDBS in Well Screen (ft. from measuring point to center of PDBS)

1st PDBS	2nd PDBS	3rd PDBS	4th PDBS
approx. 68.4 ft bgs			

5th PDBS	6th PDBS	7th PDBS	8th PDBS

24. If the saturated portion of the well screen or open hole is greater than 5 feet, has the well been vertically profiled to assess the potential for contaminant stratification?
    ☐ **No**, this well is being profiled during this sampling round
    ☐ **Yes**, this well was profiled already. Date when well was profiled: _____
25. If the saturated portion of the well screen or open hole is greater than 10 feet, has the well been flow tested to assess the potential for vertical flow to be present within the well?
    ■ **No**, flow testing has not been conducted in this well
    ☐ **Yes**, flow testing of this well was conducted. Date of testing: _____
    Type of flow meter used: _____
    Measurements taken every _____ feet **[Please Attach Results]**
26. Weather Conditions During Deployment Temp. 90° F Wind None ■ Sunny ☐ Overcast ☐ Raining ☐ Snowing
27. Weather Conditions During Retrieval Temp. 80° F Wind None ☐ Sunny ■ Overcast ☐ Raining ☐ Snowing

28. Field Sampling Technician: Name(s) and Company (please print clearly)

Name	Company
Roy Wagner, Tetra Tech	
Priscilla Merta, Tetra Tech, Andrew Kelly, Tetra Tech	

New Jersey Department of Environmental Protection
Checklist for the Submission of Sampling Data for Passive Diffusion Bag Samplers (PDBS)

1. Site: Former Lockheed Electronics Company Site
2. Location: Watchung and North Plainfield, NJ
3. Well Designation: MW-502S
4. Well Permit Number: 25-43366

5. Type of Well: ■ Monitoring ☐ Extraction ☐ Residential ☐ Public Supply ☐ Irrigation ☐ Other
6. Well Surface Finish: ☐ Stick Up ■ Flush Mount
7. Location of Measuring Point: ■ Top of Casing ☐ Other (specify) _____
8. **NOTE:** PDBS represent a point sample within the screened interval or open hole of the well. It is critical to know the exact depth within the well where the PDBS is deployed. Well construction specifications, which are typically used to determine where to set the PDBS in the well, are measured in feet below ground surface (fbgs). If the depth interval for PDBS deployment is measured from the reference point identified above, the difference between this reference point and the ground surface must be measured and accounted for to determine the proper depth interval to set the PDBS. Please identify below, any differences between the measuring point identified above and actual ground surface at the well head.

   Distance between measuring point and ground surface (ft.) 0.35 feet below grade
9. Total Well Depth (fbgs) 18.51 (TIC)
10. Screened interval/open hole (fbgs) 8 to 18
11. Well Casing: Diameter: 2 inch Material: ■ PVC ☐ Carbon Steel ☐ Stainless Steel
12. Well Screen (or open hole diameter): Diameter: 2 inch Material: ■ PVC ☐ Carbon Steel ☐ Stainless Steel
13. Screen Size (slot) Screen Slot Size _____

14. Date and Time of Deployment Date: 8/27/14 Time: 9:55
15. Depth to Ground Water Depth to ground water at time of deployment 1.59 feet below TIC
16. Date and Time of Retrieval Date: 9/11/14 Time: 9:20
17. Depth to Ground Water Depth to ground water at time of retrieval 1.72 feet below TIC
18. Type of Deployment Line Used Diameter: 0.25 inch Material: Nylon line

19. Material and Mass (oz.) of PDBS Weight Stainless Steel, approx. 16 oz. (stainless steel recommended)
20. Type of PDBS Used
    ■ Lab Filled (Modified Trip Blank must be taken at time of deployment)
    ☐ Field Filled (Modified equipment blank of fill water must be taken at time of deployment. If PDBS isn't filled at well head, blank must travel with samplers until last sampler is deployed. Blank is then taken.)
21. Dimensions of PDBS Length (in.) 24 inches Diameter (in.) 1.25 inches Filled 220 ml
22. Position of PDBS Weight
    ☐ Attached to bottom of PDBS and suspended in well
    ☐ Attached to bottom of deployment line and suspended in well
    ■ Attached to bottom of deployment line and resting on bottom of well (preferred)
23. Position of PDBS in Well Screen (ft. from measuring point to center of PDBS)

1st PDBS	2nd PDBS	3rd PDBS	4th PDBS
approx. 11.5 ft bgs			

5th PDBS	6th PDBS	7th PDBS	8th PDBS

24. If the saturated portion of the well screen or open hole is greater than 5 feet, has the well been vertically profiled to assess the potential for contaminant stratification?
    ☐ **No**, this well is being profiled during this sampling round
    ☐ **Yes**, this well was profiled already. Date when well was profiled: _____
25. If the saturated portion of the well screen or open hole is greater than 10 feet, has the well been flow tested to assess the potential for vertical flow to be present within the well?
    ■ **No**, flow testing has not been conducted in this well
    ☐ **Yes**, flow testing of this well was conducted. Date of testing: _____
    Type of flow meter used: _____
    Measurements taken every _____ feet **[Please Attach Results]**
26. Weather Conditions During Deployment Temp. 90° F Wind None ■ Sunny ☐ Overcast ☐ Raining ☐ Snowing
27. Weather Conditions During Retrieval Temp. 80° F Wind None ☐ Sunny ■ Overcast ☐ Raining ☐ Snowing

28. Field Sampling Technician: Name(s) and Company (please print clearly)

Name	Company
Roy Wagner	Tetra Tech
Priscilla Merta, Andrew Kelly	Tetra Tech

New Jersey Department of Environmental Protection

Checklist for the Submission of Sampling Data for Passive Diffusion Bag Samplers (PDBS)

1. Site: Former Lockheed Electronics Company Site
2. Location: Watchung and North Plainfield, NJ
3. Well Designation: MW-502I
4. Well Permit Number: 25-43365

5. Type of Well: ■ Monitoring ☐ Extraction ☐ Residential ☐ Public Supply ☐ Irrigation ☐ Other
6. Well Surface Finish: ☐ Stick Up ■ Flush Mount
7. Location of Measuring Point: ■ Top of Casing ☐ Other (specify) _____
8. **NOTE:** PDBS represent a point sample within the screened interval or open hole of the well. It is critical to know the exact depth within the well where the PDBS is deployed. Well construction specifications, which are typically used to determine where to set the PDBS in the well, are measured in feet below ground surface (fbgs). If the depth interval for PDBS deployment is measured from the reference point identified above, the difference between this reference point and the ground surface must be measured and accounted for to determine the proper depth interval to set the PDBS. Please identify below, any differences between the measuring point identified above and actual ground surface at the well head.

   Distance between measuring point and ground surface (ft.) 0.35 feet below grade
9. Total Well Depth (fbgs) 73.75 (TIC)
10. Screened interval/open hole (fbgs) 64.7 to 74.7
11. Well Casing: Diameter: 2 inch Material: ■ PVC ☐ Carbon Steel ☐ Stainless Steel
12. Well Screen (or open hole diameter): Diameter: 2 inch Material: ■ PVC ☐ Carbon Steel ☐ Stainless Steel
13. Screen Size (slot) Screen Slot Size _____

14. Date and Time of Deployment Date: 8/27/14 Time: 10:00
15. Depth to Ground Water Depth to ground water at time of deployment 3.12 feet below TIC
16. Date and Time of Retrieval Date: 9/11/14 Time: 9:25
17. Depth to Ground Water Depth to ground water at time of retrieval 3.31 feet below TIC
18. Type of Deployment Line Used Diameter: 0.25 inch Material: Nylon line

19. Material and Mass (oz.) of PDBS Weight Stainless Steel, approx. 16 oz. (stainless steel recommended)
20. Type of PDBS Used
    ■ Lab Filled (Modified Trip Blank must be taken at time of deployment)
    ☐ Field Filled (Modified equipment blank of fill water must be taken at time of deployment. If PDBS isn't filled at well head, blank must travel with samplers until last sampler is deployed. Blank is then taken.)
21. Dimensions of PDBS Length (in.) 24 inches Diameter (in.) 1.25 inches Filled 220 ml
22. Position of PDBS Weight
    ☐ Attached to bottom of PDBS and suspended in well
    ☐ Attached to bottom of deployment line and suspended in well
    ■ Attached to bottom of deployment line and resting on bottom of well (preferred)
23. Position of PDBS in Well Screen (ft. from measuring point to center of PDBS)

1st PDBS	2nd PDBS	3rd PDBS	4th PDBS
approx. 68.75 (center of screen)			
5th PDBS	**6th PDBS**	**7th PDBS**	**8th PDBS**

24. If the saturated portion of the well screen or open hole is greater than 5 feet, has the well been vertically profiled to assess the potential for contaminant stratification?
    ☐ **No**, this well is being profiled during this sampling round
    ☐ **Yes**, this well was profiled already. Date when well was profiled: _____
25. If the saturated portion of the well screen or open hole is greater than 10 feet, has the well been flow tested to assess the potential for vertical flow to be present within the well?
    ■ **No**, flow testing has not been conducted in this well
    ☐ **Yes**, flow testing of this well was conducted. Date of testing: _____
    Type of flow meter used: _____
    Measurements taken every _____ feet **[Please Attach Results]**
26. Weather Conditions During Deployment Temp. 90° F Wind None ■ Sunny ☐ Overcast ☐ Raining ☐ Snowing
27. Weather Conditions During Retrieval Temp. 80° F Wind None ☐ Sunny ■ Overcast ☐ Raining ☐ Snowing

28. Field Sampling Technician: Name(s) and Company (please print clearly)

Name	Company
Roy Wagner	Tetra Tech
Priscilla Merta, Andrew Kelly	Tetra Tech

New Jersey Department of Environmental Protection

Checklist for the Submission of Sampling Data for Passive Diffusion Bag Samplers (PDBS)

1. Site: Former Lockheed Electronics Company Site
2. Location: Watchung and North Plainfield, NJ
3. Well Designation: MW-503S
4. Well Permit Number: 25-43368

5. Type of Well: ■Monitoring ☐Extraction ☐Residential ☐Public Supply ☐Irrigation ☐Other
6. Well Surface Finish: ☐Stick Up ■Flush Mount
7. Location of Measuring Point: ■Top of Casing ☐Other (specify) _____
8. **NOTE:** PDBS represent a point sample within the screened interval or open hole of the well. It is critical to know the exact depth within the well where the PDBS is deployed. Well construction specifications, which are typically used to determine where to set the PDBS in the well, are measured in feet below ground surface (fbgs). If the depth interval for PDBS deployment is measured from the reference point identified above, the difference between this reference point and the ground surface must be measured and accounted for to determine the proper depth interval to set the PDBS. Please identify below, any differences between the measuring point identified above and actual ground surface at the well head.

   Distance between measuring point and ground surface (ft.) 0.28 feet below grade
9. Total Well Depth (fbgs) 23.35 (TIC)
10. Screened interval/open hole (fbgs) 8.7 to 23.7
11. Well Casing: Diameter: 2 inch Material: ■PVC ☐Carbon Steel ☐Stainless Steel
12. Well Screen (or open hole diameter): Diameter: 2 inch Material: ■PVC ☐Carbon Steel ☐Stainless Steel
13. Screen Size (slot) Screen Slot Size _____

14. Date and Time of Deployment Date: 8/27/14 Time: 9:45
15. Depth to Ground Water Depth to ground water at time of deployment 4.92 feet below TIC
16. Date and Time of Retrieval Date: 9/11/14 Time: 9:05
17. Depth to Ground Water Depth to ground water at time of retrieval 5.15 feet below TIC
18. Type of Deployment Line Used Diameter: 0.25 inch Material: Nylon line

19. Material and Mass (oz.) of PDBS Weight Stainless Steel, approx. 16 oz. (stainless steel recommended)
20. Type of PDBS Used
    ■Lab Filled (Modified Trip Blank must be taken at time of deployment)
    ☐Field Filled (Modified equipment blank of fill water must be taken at time of deployment. If PDBS isn't filled at well head, blank must travel with samplers until last sampler is deployed. Blank is then taken.)
21. Dimensions of PDBS Length (in.) 24 inches Diameter (in.) 1.25 inches Filled 220 ml
22. Position of PDBS Weight
    ☐Attached to bottom of PDBS and suspended in well
    ☐Attached to bottom of deployment line and suspended in well
    ■Attached to bottom of deployment line and resting on bottom of well (preferred)
23. Position of PDBS in Well Screen (ft. from measuring point to center of PDBS)

1st PDBS	2nd PDBS	3rd PDBS	4th PDBS
9.6 feet below TOC			

(10.55 feet well depth, set 2.5' off bottom)

5th PDBS	6th PDBS	7th PDBS	8th PDBS

24. If the saturated portion of the well screen or open hole is greater than 5 feet, has the well been vertically profiled to assess the potential for contaminant stratification?
    ☐**No**, this well is being profiled during this sampling round
    ☐**Yes**, this well was profiled already. Date when well was profiled: _____
25. If the saturated portion of the well screen or open hole is greater than 10 feet, has the well been flow tested to assess the potential for vertical flow to be present within the well?
    ■**No**, flow testing has not been conducted in this well
    ☐**Yes**, flow testing of this well was conducted. Date of testing: _____
    Type of flow meter used: _____
    Measurements taken every _____ feet **[Please Attach Results]**
26. Weather Conditions During Deployment Temp. 90° F Wind None ■Sunny ☐Overcast ☐Raining ☐Snowing
27. Weather Conditions During Retrieval Temp. 80° F Wind None ☐Sunny ■Overcast ☐Raining ☐Snowing

28. Field Sampling Technician: Name(s) and Company (please print clearly)

Name	Company
Andrew Kelly, Tetra Tech	
Priscilla Merta, Tetra Tech, Andrew Kelly, Tetra Tech	

New Jersey Department of Environmental Protection

Checklist for the Submission of Sampling Data for Passive Diffusion Bag Samplers (PDBS)

1. Site: Former Lockheed Electronics Company Site
2. Location: Watchung and North Plainfield, NJ
3. Well Designation: MW-503I
4. Well Permit Number: 25-43367

5. Type of Well: ■Monitoring ☐Extraction ☐Residential ☐Public Supply ☐Irrigation ☐Other
6. Well Surface Finish: ☐Stick Up ■Flush Mount
7. Location of Measuring Point: ■Top of Casing ☐Other (specify) _____
8. **NOTE:** PDBS represent a point sample within the screened interval or open hole of the well. It is critical to know the exact depth within the well where the PDBS is deployed. Well construction specifications, which are typically used to determine where to set the PDBS in the well, are measured in feet below ground surface (fbgs). If the depth interval for PDBS deployment is measured from the reference point identified above, the difference between this reference point and the ground surface must be measured and accounted for to determine the proper depth interval to set the PDBS. Please identify below, any differences between the measuring point identified above and actual ground surface at the well head.

   Distance between measuring point and ground surface (ft.) 0.05 feet below grade
9. Total Well Depth (fbgs) 69.94 (TIC)
10. Screened interval/open hole (fbgs) 61.5 to 71.5
11. Well Casing: Diameter: 2 inch Material: ■PVC ☐Carbon Steel ☐Stainless Steel
12. Well Screen (or open hole diameter): Diameter: 2 inch Material: ■PVC ☐Carbon Steel ☐Stainless Steel
13. Screen Size (slot) Screen Slot Size _____

14. Date and Time of Deployment Date: 8/27/14 Time: 9:50
15. Depth to Ground Water Depth to ground water at time of deployment 5.26 feet below TIC
16. Date and Time of Retrieval Date: 9/11/14 Time: 9:10
17. Depth to Ground Water Depth to ground water at time of retrieval 5.60 feet below TIC
18. Type of Deployment Line Used Diameter: 0.25 inch Material: Nylon line

19. Material and Mass (oz.) of PDBS Weight Stainless Steel, approx. 16 oz. (stainless steel recommended)
20. Type of PDBS Used
    ■Lab Filled (Modified Trip Blank must be taken at time of deployment)
    ☐Field Filled (Modified equipment blank of fill water must be taken at time of deployment. If PDBS isn't filled at well head, blank must travel with samplers until last sampler is deployed. Blank is then taken.)
21. Dimensions of PDBS Length (in.) 24 inches Diameter (in.) 1.25 inches Filled 220 ml
22. Position of PDBS Weight
    ☐Attached to bottom of PDBS and suspended in well
    ☐Attached to bottom of deployment line and suspended in well
    ■Attached to bottom of deployment line and resting on bottom of well (preferred)
23. Position of PDBS in Well Screen (ft. from measuring point to center of PDBS)

1st PDBS	2nd PDBS	3rd PDBS	4th PDBS
approx. 64.94 ft (center of screen)			
5th PDBS	**6th PDBS**	**7th PDBS**	**8th PDBS**

24. If the saturated portion of the well screen or open hole is greater than 5 feet, has the well been vertically profiled to assess the potential for contaminant stratification?
    ☐ **No**, this well is being profiled during this sampling round
    ☐ **Yes**, this well was profiled already. Date when well was profiled: _____
25. If the saturated portion of the well screen or open hole is greater than 10 feet, has the well been flow tested to assess the potential for vertical flow to be present within the well?
    ■ **No**, flow testing has not been conducted in this well
    ☐ **Yes**, flow testing of this well was conducted. Date of testing: _____
    Type of flow meter used: _____
    Measurements taken every _____ feet **[Please Attach Results]**
26. Weather Conditions During Deployment Temp. 90° F Wind None ■Sunny ☐Overcast ☐Raining ☐Snowing
27. Weather Conditions During Retrieval Temp. 80° F Wind None ☐Sunny ■Overcast ☐Raining ☐Snowing

28. Field Sampling Technician: Name(s) and Company (please print clearly)

Name	Company
Roy Wagner	Tetra Tech
Priscilla Merta, Andrew Kelly	Tetra Tech

New Jersey Department of Environmental Protection
Checklist for the Submission of Sampling Data for Passive Diffusion Bag Samplers (PDBS)

1. Site: Former Lockheed Electronics Company Site
2. Location: Watchung and North Plainfield, NJ
3. Well Designation: MW-505S
4. Well Permit Number: 25-43522

5. Type of Well: ■ Monitoring ☐ Extraction ☐ Residential ☐ Public Supply ☐ Irrigation ☐ Other
6. Well Surface Finish: ■ Stick Up ☐ Flush Mount
7. Location of Measuring Point: ■ Top of Casing ☐ Other (specify) _____
8. **NOTE:** PDBS represent a point sample within the screened interval or open hole of the well. It is critical to know the exact depth within the well where the PDBS is deployed. Well construction specifications, which are typically used to determine where to set the PDBS in the well, are measured in feet below ground surface (fbgs). If the depth interval for PDBS deployment is measured from the reference point identified above, the difference between this reference point and the ground surface must be measured and accounted for to determine the proper depth interval to set the PDBS. Please identify below, any differences between the measuring point identified above and actual ground surface at the well head.

   Distance between measuring point and ground surface (ft.) 0.28 feet below grade
9. Total Well Depth (fbgs) 19.70 (TIC)
10. Screened interval/open hole (fbgs) 9.7 to 19.7
11. Well Casing: Diameter: 2 inch Material: ■ PVC ☐ Carbon Steel ☐ Stainless Steel
12. Well Screen (or open hole diameter): Diameter: 2 inch Material: ■ PVC ☐ Carbon Steel ☐ Stainless Steel
13. Screen Size (slot) Screen Slot Size _____

14. Date and Time of Deployment Date: 8/27/14 Time: 17:30
15. Depth to Ground Water Depth to ground water at time of deployment 6.60 feet below TIC
16. Date and Time of Retrieval Date: _____ Time: 14:40
17. Depth to Ground Water Depth to ground water at time of retrieval 6.80 feet below TIC
18. Type of Deployment Line Used Diameter: 0.25 inch Material: Nylon line

19. Material and Mass (oz.) of PDBS Weight Stainless Steel, approx. 16 oz. (stainless steel recommended)
20. Type of PDBS Used
    ■ Lab Filled (Modified Trip Blank must be taken at time of deployment)
    ☐ Field Filled (Modified equipment blank of fill water must be taken at time of deployment. If PDBS isn't filled at well head, blank must travel with samplers until last sampler is deployed. Blank is then taken.)
21. Dimensions of PDBS Length (in.) 24 inches Diameter (in.) 1.25 inches Filled 220 ml
22. Position of PDBS Weight
    ☐ Attached to bottom of PDBS and suspended in well
    ☐ Attached to bottom of deployment line and suspended in well
    ■ Attached to bottom of deployment line and resting on bottom of well (preferred)
23. Position of PDBS in Well Screen (ft. from measuring point to center of PDBS)

1st PDBS	2nd PDBS	3rd PDBS	4th PDBS
approx. 17.4 ft bgs			

5th PDBS	6th PDBS	7th PDBS	8th PDBS

24. If the saturated portion of the well screen or open hole is greater than 5 feet, has the well been vertically profiled to assess the potential for contaminant stratification?
    ☐ **No**, this well is being profiled during this sampling round
    ☐ **Yes**, this well was profiled already. Date when well was profiled: _____
25. If the saturated portion of the well screen or open hole is greater than 10 feet, has the well been flow tested to assess the potential for vertical flow to be present within the well?
    ■ **No**, flow testing has not been conducted in this well
    ☐ **Yes**, flow testing of this well was conducted. Date of testing: _____
    Type of flow meter used: _____
    Measurements taken every _____ feet **[Please Attach Results]**
26. Weather Conditions During Deployment Temp. 90° F Wind None ■ Sunny ☐ Overcast ☐ Raining ☐ Snowing
27. Weather Conditions During Retrieval Temp. 80° F Wind None ☐ Sunny ■ Overcast ☐ Raining ☐ Snowing

28. Field Sampling Technician: Name(s) and Company (please print clearly)

Name	Company
Roy Wagner, Tetra Tech	
Priscilla Merta, Tetra Tech, Andrew Kelly, Tetra Tech	

New Jersey Department of Environmental Protection

Checklist for the Submission of Sampling Data for Passive Diffusion Bag Samplers (PDBS)

1. Site: Former Lockheed Electronics Company Site
2. Location: Watchung and North Plainfield, NJ
3. Well Designation: MW-505I
4. Well Permit Number: 25-43523

5. Type of Well: ■ Monitoring ☐ Extraction ☐ Residential ☐ Public Supply ☐ Irrigation ☐ Other
6. Well Surface Finish: ■ Stick Up ☐ Flush Mount
7. Location of Measuring Point: ■ Top of Casing ☐ Other (specify) _____
8. **NOTE:** PDBS represent a point sample within the screened interval or open hole of the well. It is critical to know the exact depth within the well where the PDBS is deployed. Well construction specifications, which are typically used to determine where to set the PDBS in the well, are measured in feet below ground surface (fbgs). If the depth interval for PDBS deployment is measured from the reference point identified above, the difference between this reference point and the ground surface must be measured and accounted for to determine the proper depth interval to set the PDBS. Please identify below, any differences between the measuring point identified above and actual ground surface at the well head.

   Distance between measuring point and ground surface (ft.) 0.28 feet below grade
9. Total Well Depth (fbgs) 75.00 (TIC)
10. Screened interval/open hole (fbgs) 65.0 to 75.0
11. Well Casing: Diameter: 2 inch Material: ■ PVC ☐ Carbon Steel ☐ Stainless Steel
12. Well Screen (or open hole diameter): Diameter: 2 inch Material: ■ PVC ☐ Carbon Steel ☐ Stainless Steel
13. Screen Size (slot) Screen Slot Size _____

14. Date and Time of Deployment Date: 8/27/14 Time: 17:35
15. Depth to Ground Water Depth to ground water at time of deployment 5.95 feet below TIC
16. Date and Time of Retrieval Date: 9/11/14 Time: 14:45
17. Depth to Ground Water Depth to ground water at time of retrieval 9.43 feet below TIC
18. Type of Deployment Line Used Diameter: 0.25 inch Material: Nylon line

19. Material and Mass (oz.) of PDBS Weight Stainless Steel, approx. 16 oz. (stainless steel recommended)
20. Type of PDBS Used
    ■ Lab Filled (Modified Trip Blank must be taken at time of deployment)
    ☐ Field Filled (Modified equipment blank of fill water must be taken at time of deployment. If PDBS isn't filled at well head, blank must travel with samplers until last sampler is deployed. Blank is then taken.)
21. Dimensions of PDBS Length (in.) 24 inches Diameter (in.) 1.25 inches Filled 220 ml
22. Position of PDBS Weight
    ☐ Attached to bottom of PDBS and suspended in well
    ☐ Attached to bottom of deployment line and suspended in well
    ■ Attached to bottom of deployment line and resting on bottom of well (preferred)
23. Position of PDBS in Well Screen (ft. from measuring point to center of PDBS)

1st PDBS	2nd PDBS	3rd PDBS	4th PDBS
approx. 72.8 ft bgs			

5th PDBS	6th PDBS	7th PDBS	8th PDBS

24. If the saturated portion of the well screen or open hole is greater than 5 feet, has the well been vertically profiled to assess the potential for contaminant stratification?
    ☐ **No**, this well is being profiled during this sampling round
    ☐ **Yes**, this well was profiled already. Date when well was profiled: _____
25. If the saturated portion of the well screen or open hole is greater than 10 feet, has the well been flow tested to assess the potential for vertical flow to be present within the well?
    ■ **No**, flow testing has not been conducted in this well
    ☐ **Yes**, flow testing of this well was conducted. Date of testing: _____
    Type of flow meter used: _____
    Measurements taken every _____ feet **[Please Attach Results]**
26. Weather Conditions During Deployment Temp. 90° F Wind None ■ Sunny ☐ Overcast ☐ Raining ☐ Snowing
27. Weather Conditions During Retrieval Temp. 80° F Wind None ☐ Sunny ■ Overcast ☐ Raining ☐ Snowing

28. Field Sampling Technician: Name(s) and Company (please print clearly)

Name	Company
Roy Wagner	Tetra Tech
Priscilla Merta, Andrew Kelly	Tetra Tech

New Jersey Department of Environmental Protection

Checklist for the Submission of Sampling Data for Passive Diffusion Bag Samplers (PDBS)

1. Site: Former Lockheed Electronics Company Site
2. Location: Watchung and North Plainfield, NJ
3. Well Designation: MW-506S
4. Well Permit Number: 25-43517

5. Type of Well: ■Monitoring ☐Extraction ☐Residential ☐Public Supply ☐Irrigation ☐Other
6. Well Surface Finish: ☐Stick Up ■Flush Mount
7. Location of Measuring Point: ■Top of Casing ☐Other (specify) _____
8. **NOTE:** PDBS represent a point sample within the screened interval or open hole of the well. It is critical to know the exact depth within the well where the PDBS is deployed. Well construction specifications, which are typically used to determine where to set the PDBS in the well, are measured in feet below ground surface (fbgs). If the depth interval for PDBS deployment is measured from the reference point identified above, the difference between this reference point and the ground surface must be measured and accounted for to determine the proper depth interval to set the PDBS. Please identify below, any differences between the measuring point identified above and actual ground surface at the well head.

   Distance between measuring point and ground surface (ft.) 0.33 feet below grade
9. Total Well Depth (fbgs) 24.62 (TIC)
10. Screened interval/open hole (fbgs) 14.6 to 24.6
11. Well Casing: Diameter: 2 inch Material: ■PVC ☐Carbon Steel ☐Stainless Steel
12. Well Screen (or open hole diameter): Diameter: 2 inch Material: ■PVC ☐Carbon Steel ☐Stainless Steel
13. Screen Size (slot) Screen Slot Size _____

14. Date and Time of Deployment Date: 8/27/14 Time: 10:10
15. Depth to Ground Water Depth to ground water at time of deployment 8.76 feet below TIC
16. Date and Time of Retrieval Date: 9/11/14 Time: 16:15
17. Depth to Ground Water Depth to ground water at time of retrieval 9.49 feet below TIC
18. Type of Deployment Line Used Diameter: 0.25 inch Material: Nylon line

19. Material and Mass (oz.) of PDBS Weight Stainless Steel, approx. 16 oz. (stainless steel recommended)
20. Type of PDBS Used
    ■Lab Filled (Modified Trip Blank must be taken at time of deployment)
    ☐Field Filled (Modified equipment blank of fill water must be taken at time of deployment. If PDBS isn't filled at well head, blank must travel with samplers until last sampler is deployed. Blank is then taken.)
21. Dimensions of PDBS Length (in.) 24 inches Diameter (in.) 1.25 inches Filled 220 ml
22. Position of PDBS Weight
    ☐Attached to bottom of PDBS and suspended in well
    ☐Attached to bottom of deployment line and suspended in well
    ■Attached to bottom of deployment line and resting on bottom of well (preferred)
23. Position of PDBS in Well Screen (ft. from measuring point to center of PDBS)

1st PDBS	2nd PDBS	3rd PDBS	4th PDBS
approx. 21.3 ft bgs (collected field duplicate sample DUP-03)			

5th PDBS	6th PDBS	7th PDBS	8th PDBS

24. If the saturated portion of the well screen or open hole is greater than 5 feet, has the well been vertically profiled to assess the potential for contaminant stratification?
    ☐**No**, this well is being profiled during this sampling round
    ☐**Yes**, this well was profiled already. Date when well was profiled: _____
25. If the saturated portion of the well screen or open hole is greater than 10 feet, has the well been flow tested to assess the potential for vertical flow to be present within the well?
    ■**No**, flow testing has not been conducted in this well
    ☐**Yes**, flow testing of this well was conducted. Date of testing: _____
    Type of flow meter used: _____
    Measurements taken every _____ feet **[Please Attach Results]**
26. Weather Conditions During Deployment Temp. 90° F Wind None ■Sunny ☐Overcast ☐Raining ☐Snowing
27. Weather Conditions During Retrieval Temp. 80° F Wind None ☐Sunny ■Overcast ☐Raining ☐Snowing

28. Field Sampling Technician: Name(s) and Company (please print clearly)

Name	Company
Roy Wagner	Tetra Tech
Priscilla Merta, Andrew Kelly	Tetra Tech

New Jersey Department of Environmental Protection

Checklist for the Submission of Sampling Data for Passive Diffusion Bag Samplers (PDBS)

1. Site: Former Lockheed Electronics Company Site
2. Location: Watchung and North Plainfield, NJ
3. Well Designation: MW-506I
4. Well Permit Number: 25-43518

5. Type of Well: ■ Monitoring ☐ Extraction ☐ Residential ☐ Public Supply ☐ Irrigation ☐ Other
6. Well Surface Finish: ☐ Stick Up ■ Flush Mount
7. Location of Measuring Point: ■ Top of Casing ☐ Other (specify) _____
8. **NOTE:** PDBS represent a point sample within the screened interval or open hole of the well. It is critical to know the exact depth within the well where the PDBS is deployed. Well construction specifications, which are typically used to determine where to set the PDBS in the well, are measured in feet below ground surface (fbgs). If the depth interval for PDBS deployment is measured from the reference point identified above, the difference between this reference point and the ground surface must be measured and accounted for to determine the proper depth interval to set the PDBS. Please identify below, any differences between the measuring point identified above and actual ground surface at the well head.

   Distance between measuring point and ground surface (ft.) 0.35 feet below grade
9. Total Well Depth (fbgs) 94.95 (TIC)
10. Screened interval/open hole (fbgs) 89 to 99
11. Well Casing: Diameter: 2 inch Material: ■ PVC ☐ Carbon Steel ☐ Stainless Steel
12. Well Screen (or open hole diameter): Diameter: 2 inch Material: ■ PVC ☐ Carbon Steel ☐ Stainless Steel
13. Screen Size (slot) Screen Slot Size _____

14. Date and Time of Deployment Date: 8/27/14 Time: 10:15
15. Depth to Ground Water Depth to ground water at time of deployment 19.90 feet below TIC
16. Date and Time of Retrieval Date: 9/11/14 Time: 9:30
17. Depth to Ground Water Depth to ground water at time of retrieval 20.13 feet below TIC
18. Type of Deployment Line Used Diameter: 0.25 inch Material: Nylon line

19. Material and Mass (oz.) of PDBS Weight Stainless Steel, approx. 16 oz. (stainless steel recommended)
20. Type of PDBS Used
    ■ Lab Filled (Modified Trip Blank must be taken at time of deployment)
    ☐ Field Filled (Modified equipment blank of fill water must be taken at time of deployment. If PDBS isn't filled at well head, blank must travel with samplers until last sampler is deployed. Blank is then taken.)
21. Dimensions of PDBS Length (in.) 24 inches Diameter (in.) 1.25 inches Filled 220 ml
22. Position of PDBS Weight
    ☐ Attached to bottom of PDBS and suspended in well
    ☐ Attached to bottom of deployment line and suspended in well
    ■ Attached to bottom of deployment line and resting on bottom of well (preferred)
23. Position of PDBS in Well Screen (ft. from measuring point to center of PDBS)

1st PDBS	2nd PDBS	3rd PDBS	4th PDBS
approx. 91 ft bgs (near top of screen)			
5th PDBS	**6th PDBS**	**7th PDBS**	**8th PDBS**

24. If the saturated portion of the well screen or open hole is greater than 5 feet, has the well been vertically profiled to assess the potential for contaminant stratification?
    ☐ **No**, this well is being profiled during this sampling round
    ☐ **Yes**, this well was profiled already. Date when well was profiled: _____
25. If the saturated portion of the well screen or open hole is greater than 10 feet, has the well been flow tested to assess the potential for vertical flow to be present within the well?
    ■ **No**, flow testing has not been conducted in this well
    ☐ **Yes**, flow testing of this well was conducted. Date of testing: _____
    Type of flow meter used: _____
    Measurements taken every _____ feet **[Please Attach Results]**
26. Weather Conditions During Deployment Temp. ° F Wind None ☐ Sunny ■ Overcast ☐ Raining ☐ Snowing
27. Weather Conditions During Retrieval Temp. ° F Wind None ☐ Sunny ■ Overcast ☐ Raining ☐ Snowing

28. Field Sampling Technician: Name(s) and Company (please print clearly)

Name	Company
Roy Wagner	Tetra Tech
Priscilla Merta, Andrew Kelly	Tetra Tech

New Jersey Department of Environmental Protection

Checklist for the Submission of Sampling Data for Passive Diffusion Bag Samplers (PDBS)

1. Site: Former Lockheed Electronics Company Site
2. Location: Watchung and North Plainfield, NJ
3. Well Designation: MW-507S
4. Well Permit Number: 25-43516

5. Type of Well: ■Monitoring ☐Extraction ☐Residential ☐Public Supply ☐Irrigation ☐Other
6. Well Surface Finish: ☐Stick Up ■Flush Mount
7. Location of Measuring Point: ■Top of Casing ☐Other (specify) _____
8. **NOTE:** PDBS represent a point sample within the screened interval or open hole of the well. It is critical to know the exact depth within the well where the PDBS is deployed. Well construction specifications, which are typically used to determine where to set the PDBS in the well, are measured in feet below ground surface (fbgs). If the depth interval for PDBS deployment is measured from the reference point identified above, the difference between this reference point and the ground surface must be measured and accounted for to determine the proper depth interval to set the PDBS. Please identify below, any differences between the measuring point identified above and actual ground surface at the well head.

   Distance between measuring point and ground surface (ft.) 0.24 feet below grade
9. Total Well Depth (fbgs) 59.70 (TIC)
10. Screened interval/open hole (fbgs) 49.7 to 59.7
11. Well Casing: Diameter: 2 inch Material: ■PVC ☐Carbon Steel ☐Stainless Steel
12. Well Screen (or open hole diameter): Diameter: 2 inch Material: ■PVC ☐Carbon Steel ☐Stainless Steel
13. Screen Size (slot) Screen Slot Size _____

14. Date and Time of Deployment Date: 8/27/14 Time: 11:10
15. Depth to Ground Water Depth to ground water at time of deployment 50.28 feet below TIC
16. Date and Time of Retrieval Date: 9/11/14 Time: 9:40
17. Depth to Ground Water Depth to ground water at time of retrieval 51.02 feet below TIC
18. Type of Deployment Line Used Diameter: 0.25 inch Material: Nylon line

19. Material and Mass (oz.) of PDBS Weight Stainless Steel, approx. 16 oz. (stainless steel recommended)
20. Type of PDBS Used
    ■Lab Filled (Modified Trip Blank must be taken at time of deployment)
    ☐Field Filled (Modified equipment blank of fill water must be taken at time of deployment. If PDBS isn't filled at well head, blank must travel with samplers until last sampler is deployed. Blank is then taken.)
21. Dimensions of PDBS Length (in.) 24 inches Diameter (in.) 1.25 inches Filled 220 ml
22. Position of PDBS Weight
    ☐Attached to bottom of PDBS and suspended in well
    ☐Attached to bottom of deployment line and suspended in well
    ■Attached to bottom of deployment line and resting on bottom of well (preferred)
23. Position of PDBS in Well Screen (ft. from measuring point to center of PDBS)

1st PDBS	2nd PDBS	3rd PDBS	4th PDBS
approx. 52.8 ft bgs (center of screen)			
5th PDBS	**6th PDBS**	**7th PDBS**	**8th PDBS**

24. If the saturated portion of the well screen or open hole is greater than 5 feet, has the well been vertically profiled to assess the potential for contaminant stratification?
    ☐ **No**, this well is being profiled during this sampling round
    ☐ **Yes**, this well was profiled already. Date when well was profiled: _____
25. If the saturated portion of the well screen or open hole is greater than 10 feet, has the well been flow tested to assess the potential for vertical flow to be present within the well?
    ■ **No**, flow testing has not been conducted in this well
    ☐ **Yes**, flow testing of this well was conducted. Date of testing: _____
    Type of flow meter used: _____
    Measurements taken every _____ feet **[Please Attach Results]**
26. Weather Conditions During Deployment Temp. 90° F Wind None ■Sunny ☐Overcast ☐Raining ☐Snowing
27. Weather Conditions During Retrieval Temp. 80° F Wind None ☐Sunny ■Overcast ☐Raining ☐Snowing

28. Field Sampling Technician: Name(s) and Company (please print clearly)

Name	Company
Roy Wagner	Tetra Tech
Priscilla Merta, Andrew Kelly	Tetra Tech

New Jersey Department of Environmental Protection

Checklist for the Submission of Sampling Data for Passive Diffusion Bag Samplers (PDBS)

1. Site: Former Lockheed Electronics Company Site
2. Location: Watchung and North Plainfield, NJ
3. Well Designation: MW-507I
4. Well Permit Number: 25-43821

5. Type of Well: ■Monitoring ☐Extraction ☐Residential ☐Public Supply ☐Irrigation ☐Other
6. Well Surface Finish: ☐Stick Up ■Flush Mount
7. Location of Measuring Point: ■Top of Casing ☐Other (specify) _____
8. **NOTE:** PDBS represent a point sample within the screened interval or open hole of the well. It is critical to know the exact depth within the well where the PDBS is deployed. Well construction specifications, which are typically used to determine where to set the PDBS in the well, are measured in feet below ground surface (fbgs). If the depth interval for PDBS deployment is measured from the reference point identified above, the difference between this reference point and the ground surface must be measured and accounted for to determine the proper depth interval to set the PDBS. Please identify below, any differences between the measuring point identified above and actual ground surface at the well head.

   Distance between measuring point and ground surface (ft.) 0.24 feet below grade
9. Total Well Depth (fbgs) 150.90 (TIC)
10. Screened interval/open hole (fbgs) 142 to 152
11. Well Casing: Diameter: 4 inch Material: ■PVC ☐Carbon Steel ☐Stainless Steel
12. Well Screen (or open hole diameter): Diameter: 4 inch Material: ■PVC ☐Carbon Steel ☐Stainless Steel
13. Screen Size (slot) Screen Slot Size _____

14. Date and Time of Deployment Date: 8/27/14 Time: 11:20
15. Depth to Ground Water Depth to ground water at time of deployment 54.38 feet below TIC
16. Date and Time of Retrieval Date: 9/11/14 Time: 9:45
17. Depth to Ground Water Depth to ground water at time of retrieval 55.31 feet below TIC
18. Type of Deployment Line Used Diameter: 0.25 inch Material: Nylon line

19. Material and Mass (oz.) of PDBS Weight Stainless Steel, approx. 16 oz. (stainless steel recommended)
20. Type of PDBS Used
    ■Lab Filled (Modified Trip Blank must be taken at time of deployment)
    ☐Field Filled (Modified equipment blank of fill water must be taken at time of deployment. If PDBS isn't filled at well head, blank must travel with samplers until last sampler is deployed. Blank is then taken.)
21. Dimensions of PDBS Length (in.) 24 inches Diameter (in.) 1.25 inches Filled 220 ml
22. Position of PDBS Weight
    ☐Attached to bottom of PDBS and suspended in well
    ☐Attached to bottom of deployment line and suspended in well
    ■Attached to bottom of deployment line and resting on bottom of well (preferred)
23. Position of PDBS in Well Screen (ft. from measuring point to center of PDBS)

1st PDBS	2nd PDBS	3rd PDBS	4th PDBS
approx. 148.7 ft bgs (collected MS/MSD)			
5th PDBS	**6th PDBS**	**7th PDBS**	**8th PDBS**

24. If the saturated portion of the well screen or open hole is greater than 5 feet, has the well been vertically profiled to assess the potential for contaminant stratification?
    ☐ **No**, this well is being profiled during this sampling round
    ☐ **Yes**, this well was profiled already. Date when well was profiled: _____
25. If the saturated portion of the well screen or open hole is greater than 10 feet, has the well been flow tested to assess the potential for vertical flow to be present within the well?
    ■ **No**, flow testing has not been conducted in this well
    ☐ **Yes**, flow testing of this well was conducted. Date of testing: _____
    Type of flow meter used: _____
    Measurements taken every _____ feet **[Please Attach Results]**
26. Weather Conditions During Deployment Temp. 90° F Wind None ■Sunny ☐Overcast ☐Raining ☐Snowing
27. Weather Conditions During Retrieval Temp. 80° F Wind None ☐Sunny ■Overcast ☐Raining ☐Snowing

28. Field Sampling Technician: Name(s) and Company (please print clearly)

Name	Company
Roy Wagner	Tetra Tech
Priscilla Merta, Andrew Kelly	Tetra Tech

New Jersey Department of Environmental Protection

Checklist for the Submission of Sampling Data for Passive Diffusion Bag Samplers (PDBS)

1. Site: Former Lockheed Electronics Company Site
2. Location: Watchung and North Plainfield, NJ
3. Well Designation: MW-508S
4. Well Permit Number: 25-43524

5. Type of Well: ■Monitoring ☐Extraction ☐Residential ☐Public Supply ☐Irrigation ☐Other
6. Well Surface Finish: ☐Stick Up ■Flush Mount
7. Location of Measuring Point: ■Top of Casing ☐Other (specify) _____
8. **NOTE:** PDBS represent a point sample within the screened interval or open hole of the well. It is critical to know the exact depth within the well where the PDBS is deployed. Well construction specifications, which are typically used to determine where to set the PDBS in the well, are measured in feet below ground surface (fbgs). If the depth interval for PDBS deployment is measured from the reference point identified above, the difference between this reference point and the ground surface must be measured and accounted for to determine the proper depth interval to set the PDBS. Please identify below, any differences between the measuring point identified above and actual ground surface at the well head.

   Distance between measuring point and ground surface (ft.) 0.31 feet below grade
9. Total Well Depth (fbgs) 68.83 (TIC)
10. Screened interval/open hole (fbgs) 57.7 to 67.7
11. Well Casing: Diameter: 2 inch Material: ■PVC ☐Carbon Steel ☐Stainless Steel
12. Well Screen (or open hole diameter): Diameter: 2 inch Material: ■PVC ☐Carbon Steel ☐Stainless Steel
13. Screen Size (slot) Screen Slot Size _____

14. Date and Time of Deployment Date: 8/27/14 Time: 10:55
15. Depth to Ground Water Depth to ground water at time of deployment 57.92 feet below TIC
16. Date and Time of Retrieval Date: 9/11/14 Time: 9:55
17. Depth to Ground Water Depth to ground water at time of retrieval 58.72 feet below TIC
18. Type of Deployment Line Used Diameter: 0.25 inch Material: Nylon line

19. Material and Mass (oz.) of PDBS Weight Stainless Steel, approx. 16 oz. (stainless steel recommended)
20. Type of PDBS Used
    ■Lab Filled (Modified Trip Blank must be taken at time of deployment)
    ☐Field Filled (Modified equipment blank of fill water must be taken at time of deployment. If PDBS isn't filled at well head, blank must travel with samplers until last sampler is deployed. Blank is then taken.)
21. Dimensions of PDBS Length (in.) 24 inches Diameter (in.) 1.25 inches Filled 220 ml
22. Position of PDBS Weight
    ☐Attached to bottom of PDBS and suspended in well
    ☐Attached to bottom of deployment line and suspended in well
    ■Attached to bottom of deployment line and resting on bottom of well (preferred)
23. Position of PDBS in Well Screen (ft. from measuring point to center of PDBS)

1st PDBS	2nd PDBS	3rd PDBS	4th PDBS
approx. 62.83 ft (center of screen)			
5th PDBS	**6th PDBS**	**7th PDBS**	**8th PDBS**

24. If the saturated portion of the well screen or open hole is greater than 5 feet, has the well been vertically profiled to assess the potential for contaminant stratification?
    ☐ **No**, this well is being profiled during this sampling round
    ☐ **Yes**, this well was profiled already. Date when well was profiled: _____
25. If the saturated portion of the well screen or open hole is greater than 10 feet, has the well been flow tested to assess the potential for vertical flow to be present within the well?
    ■ **No**, flow testing has not been conducted in this well
    ☐ **Yes**, flow testing of this well was conducted. Date of testing: _____
    Type of flow meter used: _____
    Measurements taken every _____ feet **[Please Attach Results]**
26. Weather Conditions During Deployment Temp. 90° F Wind None ■Sunny ☐Overcast ☐Raining ☐Snowing
27. Weather Conditions During Retrieval Temp. 80° F Wind None ☐Sunny ■Overcast ☐Raining ☐Snowing

28. Field Sampling Technician: Name(s) and Company (please print clearly)

Name	Company
Roy Wagner	Tetra Tech
Priscilla Merta, Andrew Kelly	Tetra Tech

New Jersey Department of Environmental Protection

Checklist for the Submission of Sampling Data for Passive Diffusion Bag Samplers (PDBS)

1. Site: Former Lockheed Electronics Company Site
2. Location: Watchung and North Plainfield, NJ
3. Well Designation: MW-508D
4. Well Permit Number: 25-43525

5. Type of Well: ■Monitoring ☐Extraction ☐Residential ☐Public Supply ☐Irrigation ☐Other
6. Well Surface Finish: ☐Stick Up ■Flush Mount
7. Location of Measuring Point: ■Top of Casing ☐Other (specify) _____
8. **NOTE:** PDBS represent a point sample within the screened interval or open hole of the well. It is critical to know the exact depth within the well where the PDBS is deployed. Well construction specifications, which are typically used to determine where to set the PDBS in the well, are measured in feet below ground surface (fbgs). If the depth interval for PDBS deployment is measured from the reference point identified above, the difference between this reference point and the ground surface must be measured and accounted for to determine the proper depth interval to set the PDBS. Please identify below, any differences between the measuring point identified above and actual ground surface at the well head.

   Distance between measuring point and ground surface (ft.) 0.31 feet below grade
9. Total Well Depth (fbgs) 262.70 (TIC)
10. Screened interval/open hole (fbgs) 252.7 to 262.7
11. Well Casing: Diameter: 2 inch Material: ■PVC ☐Carbon Steel ☐Stainless Steel
12. Well Screen (or open hole diameter): Diameter: 2 inch Material: ■PVC ☐Carbon Steel ☐Stainless Steel
13. Screen Size (slot) Screen Slot Size _____

14. Date and Time of Deployment Date: 8/27/14 Time: 11:05
15. Depth to Ground Water Depth to ground water at time of deployment 65.56 feet below TIC
16. Date and Time of Retrieval Date: 9/11/14 Time: 10:00
17. Depth to Ground Water Depth to ground water at time of retrieval 66.35 feet below TIC
18. Type of Deployment Line Used Diameter: 0.25 inch Material: Nylon line

19. Material and Mass (oz.) of PDBS Weight Stainless Steel, approx. 16 oz. (stainless steel recommended)
20. Type of PDBS Used
    ■Lab Filled (Modified Trip Blank must be taken at time of deployment)
    ☐Field Filled (Modified equipment blank of fill water must be taken at time of deployment. If PDBS isn't filled at well head, blank must travel with samplers until last sampler is deployed. Blank is then taken.)
21. Dimensions of PDBS Length (in.) 24 inches Diameter (in.) 1.25 inches Filled 220 ml
22. Position of PDBS Weight
    ☐Attached to bottom of PDBS and suspended in well
    ☐Attached to bottom of deployment line and suspended in well
    ■Attached to bottom of deployment line and resting on bottom of well (preferred)
23. Position of PDBS in Well Screen (ft. from measuring point to center of PDBS)

1st PDBS	2nd PDBS	3rd PDBS	4th PDBS
approx. 256 ft bgs (center of screen) Set DUP-04			

5th PDBS	6th PDBS	7th PDBS	8th PDBS

24. If the saturated portion of the well screen or open hole is greater than 5 feet, has the well been vertically profiled to assess the potential for contaminant stratification?
    ☐ **No**, this well is being profiled during this sampling round
    ☐ **Yes**, this well was profiled already. Date when well was profiled: _____
25. If the saturated portion of the well screen or open hole is greater than 10 feet, has the well been flow tested to assess the potential for vertical flow to be present within the well?
    ■ **No**, flow testing has not been conducted in this well
    ☐ **Yes**, flow testing of this well was conducted. Date of testing: _____
    Type of flow meter used: _____
    Measurements taken every _____ feet **[Please Attach Results]**
26. Weather Conditions During Deployment Temp. 90° F Wind None ■Sunny ☐Overcast ☐Raining ☐Snowing
27. Weather Conditions During Retrieval Temp. 80° F Wind None ☐Sunny ■Overcast ☐Raining ☐Snowing

28. Field Sampling Technician: Name(s) and Company (please print clearly)

Name	Company
Roy Wagner	Tetra Tech
Priscilla Merta, Andrew Kelly	Tetra Tech

New Jersey Department of Environmental Protection

Checklist for the Submission of Sampling Data for Passive Diffusion Bag Samplers (PDBS)

1. Site: Former Lockheed Electronics Company Site
2. Location: Watchung and North Plainfield, NJ
3. Well Designation: MW-532S
4. Well Permit Number: 25-47893

5. Type of Well: ■Monitoring ☐Extraction ☐Residential ☐Public Supply ☐Irrigation ☐Other
6. Well Surface Finish: ☐Stick Up ■Flush Mount
7. Location of Measuring Point: ■Top of Casing ☐Other (specify) _____
8. **NOTE:** PDBS represent a point sample within the screened interval or open hole of the well. It is critical to know the exact depth within the well where the PDBS is deployed. Well construction specifications, which are typically used to determine where to set the PDBS in the well, are measured in feet below ground surface (fbgs). If the depth interval for PDBS deployment is measured from the reference point identified above, the difference between this reference point and the ground surface must be measured and accounted for to determine the proper depth interval to set the PDBS. Please identify below, any differences between the measuring point identified above and actual ground surface at the well head.

   Distance between measuring point and ground surface (ft.) 0.40 feet below grade
9. Total Well Depth (fbgs) 90.2 (TIC)
10. Screened interval/open hole (fbgs) 93 to 103
11. Well Casing: Diameter: 2 inch Material: ■PVC ☐Carbon Steel ☐Stainless Steel
12. Well Screen (or open hole diameter): Diameter: 2 inch Material: ■PVC ☐Carbon Steel ☐Stainless Steel
13. Screen Size (slot) Screen Slot Size _____

14. Date and Time of Deployment Date: 8/27/14 Time: 8:25
15. Depth to Ground Water Depth to ground water at time of deployment 50.70 feet below TIC
16. Date and Time of Retrieval Date: 9/11/14 Time: 8:10
17. Depth to Ground Water Depth to ground water at time of retrieval 50.81 feet below TIC
18. Type of Deployment Line Used Diameter: 0.25 inch Material: Nylon line

19. Material and Mass (oz.) of PDBS Weight Stainless Steel, approx. 16 oz. (stainless steel recommended)
20. Type of PDBS Used
    ■Lab Filled (Modified Trip Blank must be taken at time of deployment)
    ☐Field Filled (Modified equipment blank of fill water must be taken at time of deployment. If PDBS isn't filled at well head, blank must travel with samplers until last sampler is deployed. Blank is then taken.)
21. Dimensions of PDBS Length (in.) 24 inches Diameter (in.) 1.25 inches Filled 220 ml
22. Position of PDBS Weight
    ☐Attached to bottom of PDBS and suspended in well
    ☐Attached to bottom of deployment line and suspended in well
    ■Attached to bottom of deployment line and resting on bottom of well (preferred)
23. Position of PDBS in Well Screen (ft. from measuring point to center of PDBS)

1st PDBS	2nd PDBS	3rd PDBS	4th PDBS
2.5 ft. bgs.			

5th PDBS	6th PDBS	7th PDBS	8th PDBS

24. If the saturated portion of the well screen or open hole is greater than 5 feet, has the well been vertically profiled to assess the potential for contaminant stratification?
    ☐ **No**, this well is being profiled during this sampling round
    ☐ **Yes**, this well was profiled already. Date when well was profiled: _____
25. If the saturated portion of the well screen or open hole is greater than 10 feet, has the well been flow tested to assess the potential for vertical flow to be present within the well?
    ■ **No**, flow testing has not been conducted in this well
    ☐ **Yes**, flow testing of this well was conducted. Date of testing: _____
    Type of flow meter used: _____
    Measurements taken every _____ feet **[Please Attach Results]**
26. Weather Conditions During Deployment Temp. 90° F Wind None ■Sunny ☐Overcast ☐Raining ☐Snowing
27. Weather Conditions During Retrieval Temp. 80° F Wind None ☐Sunny ■Overcast ☐Raining ☐Snowing

28. Field Sampling Technician: Name(s) and Company (please print clearly)

Name	Company
Roy Wagner	Tetra Tech
Priscilla Merta, Andrew Kelly	Tetra Tech

New Jersey Department of Environmental Protection

Checklist for the Submission of Sampling Data for Passive Diffusion Bag Samplers (PDBS)

1. Site: Former Lockheed Electronics Company Site
2. Location: Watchung and North Plainfield, NJ
3. Well Designation: MW-532D
4. Well Permit Number: 25-47892

5. Type of Well: ■Monitoring ☐Extraction ☐Residential ☐Public Supply ☐Irrigation ☐Other
6. Well Surface Finish: ☐Stick Up ■Flush Mount
7. Location of Measuring Point: ■Top of Casing ☐Other (specify) _____
8. **NOTE:** PDBS represent a point sample within the screened interval or open hole of the well. It is critical to know the exact depth within the well where the PDBS is deployed. Well construction specifications, which are typically used to determine where to set the PDBS in the well, are measured in feet below ground surface (fbgs). If the depth interval for PDBS deployment is measured from the reference point identified above, the difference between this reference point and the ground surface must be measured and accounted for to determine the proper depth interval to set the PDBS. Please identify below, any differences between the measuring point identified above and actual ground surface at the well head.

   Distance between measuring point and ground surface (ft.) 0.31 feet below grade
9. Total Well Depth (fbgs) 263.0 (TIC)
10. Screened interval/open hole (fbgs) 253.0 to 263.0
11. Well Casing: Diameter: 2 inch Material: ■PVC ☐Carbon Steel ☐Stainless Steel
12. Well Screen (or open hole diameter): Diameter: 2 inch Material: ■PVC ☐Carbon Steel ☐Stainless Steel
13. Screen Size (slot) Screen Slot Size _____

14. Date and Time of Deployment Date: 8/27/14 Time: 8:35
15. Depth to Ground Water Depth to ground water at time of deployment 54.80 feet below TIC
16. Date and Time of Retrieval Date: 9/11/14 Time: 8:15
17. Depth to Ground Water Depth to ground water at time of retrieval 55.08 feet below TIC
18. Type of Deployment Line Used Diameter: 0.25 inch Material: Nylon line

19. Material and Mass (oz.) of PDBS Weight Stainless Steel, approx. 16 oz. (stainless steel recommended)
20. Type of PDBS Used
    ■Lab Filled (Modified Trip Blank must be taken at time of deployment)
    ☐Field Filled (Modified equipment blank of fill water must be taken at time of deployment. If PDBS isn't filled at well head, blank must travel with samplers until last sampler is deployed. Blank is then taken.)
21. Dimensions of PDBS Length (in.) 24 inches Diameter (in.) 1.25 inches Filled 220 ml
22. Position of PDBS Weight
    ☐Attached to bottom of PDBS and suspended in well
    ☐Attached to bottom of deployment line and suspended in well
    ■Attached to bottom of deployment line and resting on bottom of well (preferred)
23. Position of PDBS in Well Screen (ft. from measuring point to center of PDBS)

1st PDBS	2nd PDBS	3rd PDBS	4th PDBS
approx. 258 ft (center of screen)			
5th PDBS	**6th PDBS**	**7th PDBS**	**8th PDBS**

24. If the saturated portion of the well screen or open hole is greater than 5 feet, has the well been vertically profiled to assess the potential for contaminant stratification?
    ☐ **No**, this well is being profiled during this sampling round
    ☐ **Yes**, this well was profiled already. Date when well was profiled: _____
25. If the saturated portion of the well screen or open hole is greater than 10 feet, has the well been flow tested to assess the potential for vertical flow to be present within the well?
    ■ **No**, flow testing has not been conducted in this well
    ☐ **Yes**, flow testing of this well was conducted. Date of testing: _____
    Type of flow meter used: _____
    Measurements taken every _____ feet **[Please Attach Results]**
26. Weather Conditions During Deployment Temp. 90° F Wind None ■Sunny ☐Overcast ☐Raining ☐Snowing
27. Weather Conditions During Retrieval Temp. 80° F Wind None ☐Sunny ■Overcast ☐Raining ☐Snowing

28. Field Sampling Technician: Name(s) and Company (please print clearly)

Name	Company
Roy Wagner	Tetra Tech
Priscilla Merta, Andrew Kelly	Tetra Tech

New Jersey Department of Environmental Protection

Checklist for the Submission of Sampling Data for Passive Diffusion Bag Samplers (PDBS)

1. Site: Former Lockheed Electronics Company Site
2. Location: Watchung and North Plainfield, NJ
3. Well Designation: MW-544S
4. Well Permit Number: 25-54779

5. Type of Well: ■Monitoring ☐Extraction ☐Residential ☐Public Supply ☐Irrigation ☐Other
6. Well Surface Finish: ☐Stick Up ■Flush Mount
7. Location of Measuring Point: ■Top of Casing ☐Other (specify) _____
8. **NOTE:** PDBS represent a point sample within the screened interval or open hole of the well. It is critical to know the exact depth within the well where the PDBS is deployed. Well construction specifications, which are typically used to determine where to set the PDBS in the well, are measured in feet below ground surface (fbgs). If the depth interval for PDBS deployment is measured from the reference point identified above, the difference between this reference point and the ground surface must be measured and accounted for to determine the proper depth interval to set the PDBS. Please identify below, any differences between the measuring point identified above and actual ground surface at the well head.

   Distance between measuring point and ground surface (ft.) 0.13 feet below grade
9. Total Well Depth (fbgs) 22.40 (TIC)
10. Screened interval/open hole (fbgs) 3 to 23
11. Well Casing: Diameter: 2 inch Material: ■PVC ☐Carbon Steel ☐Stainless Steel
12. Well Screen (or open hole diameter): Diameter: 2 inch Material: ■PVC ☐Carbon Steel ☐Stainless Steel
13. Screen Size (slot) Screen Slot Size _____

14. Date and Time of Deployment Date: 8/27/14 Time: 13:40
15. Depth to Ground Water Depth to ground water at time of deployment 3.80 feet below TIC
16. Date and Time of Retrieval Date: 9/11/14 Time: 12:10
17. Depth to Ground Water Depth to ground water at time of retrieval 3.95 feet below TIC
18. Type of Deployment Line Used Diameter: 0.25 inch Material: Nylon line

19. Material and Mass (oz.) of PDBS Weight Stainless Steel, approx. 16 oz. (stainless steel recommended)
20. Type of PDBS Used
    ■Lab Filled (Modified Trip Blank must be taken at time of deployment)
    ☐Field Filled (Modified equipment blank of fill water must be taken at time of deployment. If PDBS isn't filled at well head, blank must travel with samplers until last sampler is deployed. Blank is then taken.)
21. Dimensions of PDBS Length (in.) 24 inches Diameter (in.) 1.25 inches Filled 220 ml
22. Position of PDBS Weight
    ☐Attached to bottom of PDBS and suspended in well
    ☐Attached to bottom of deployment line and suspended in well
    ■Attached to bottom of deployment line and resting on bottom of well (preferred)
23. Position of PDBS in Well Screen (ft. from measuring point to center of PDBS)

1st PDBS	2nd PDBS	3rd PDBS	4th PDBS
approx. 12.4 ft (center of screen)			
5th PDBS	**6th PDBS**	**7th PDBS**	**8th PDBS**

24. If the saturated portion of the well screen or open hole is greater than 5 feet, has the well been vertically profiled to assess the potential for contaminant stratification?
    ☐ **No**, this well is being profiled during this sampling round
    ☐ **Yes**, this well was profiled already. Date when well was profiled: _____
25. If the saturated portion of the well screen or open hole is greater than 10 feet, has the well been flow tested to assess the potential for vertical flow to be present within the well?
    ■ **No**, flow testing has not been conducted in this well
    ☐ **Yes**, flow testing of this well was conducted. Date of testing: _____
    Type of flow meter used: _____
    Measurements taken every _____ feet **[Please Attach Results]**
26. Weather Conditions During Deployment Temp. 90° F Wind None ■Sunny ☐Overcast ☐Raining ☐Snowing
27. Weather Conditions During Retrieval Temp. 80° F Wind None ☐Sunny ■Overcast ☐Raining ☐Snowing

28. Field Sampling Technician: Name(s) and Company (please print clearly)

Name	Company
Andrew Kelly	Tetra Tech
Priscilla Merta, Andrew Kelly	Tetra Tech

New Jersey Department of Environmental Protection

Checklist for the Submission of Sampling Data for Passive Diffusion Bag Samplers (PDBS)

1. Site: Former Lockheed Electronics Company Site
2. Location: Watchung and North Plainfield, NJ
3. Well Designation: MW-544I
4. Well Permit Number: 25-54778

5. Type of Well: ■ Monitoring ☐ Extraction ☐ Residential ☐ Public Supply ☐ Irrigation ☐ Other
6. Well Surface Finish: ☐ Stick Up ■ Flush Mount
7. Location of Measuring Point: ■ Top of Casing ☐ Other (specify) _____
8. **NOTE:** PDBS represent a point sample within the screened interval or open hole of the well. It is critical to know the exact depth within the well where the PDBS is deployed. Well construction specifications, which are typically used to determine where to set the PDBS in the well, are measured in feet below ground surface (fbgs). If the depth interval for PDBS deployment is measured from the reference point identified above, the difference between this reference point and the ground surface must be measured and accounted for to determine the proper depth interval to set the PDBS. Please identify below, any differences between the measuring point identified above and actual ground surface at the well head.

   Distance between measuring point and ground surface (ft.) 0.25 feet below grade
9. Total Well Depth (fbgs) 99.70 (TIC)
10. Screened interval/open hole (fbgs) 80 to 100
11. Well Casing: Diameter: 2 inch Material: ■ PVC ☐ Carbon Steel ☐ Stainless Steel
12. Well Screen (or open hole diameter): Diameter: 2 inch Material: ■ PVC ☐ Carbon Steel ☐ Stainless Steel
13. Screen Size (slot) Screen Slot Size _____

14. Date and Time of Deployment Date: 8/27/14 Time: 13:35
15. Depth to Ground Water Depth to ground water at time of deployment 8.56 feet below TIC
16. Date and Time of Retrieval Date: 9/11/14 Time: 12:15
17. Depth to Ground Water Depth to ground water at time of retrieval 8.79 feet below TIC
18. Type of Deployment Line Used Diameter: 0.25 inch Material: Nylon line

19. Material and Mass (oz.) of PDBS Weight Stainless Steel, approx. 16 oz. (stainless steel recommended)
20. Type of PDBS Used
    ■ Lab Filled (Modified Trip Blank must be taken at time of deployment)
    ☐ Field Filled (Modified equipment blank of fill water must be taken at time of deployment. If PDBS isn't filled at well head, blank must travel with samplers until last sampler is deployed. Blank is then taken.)
21. Dimensions of PDBS Length (in.) 24 inches Diameter (in.) 1.25 inches Filled 220 ml
22. Position of PDBS Weight
    ☐ Attached to bottom of PDBS and suspended in well
    ☐ Attached to bottom of deployment line and suspended in well
    ■ Attached to bottom of deployment line and resting on bottom of well (preferred)
23. Position of PDBS in Well Screen (ft. from measuring point to center of PDBS)

1st PDBS	2nd PDBS	3rd PDBS	4th PDBS
approx. 89.7 ft (center of screen)			
5th PDBS	**6th PDBS**	**7th PDBS**	**8th PDBS**

24. If the saturated portion of the well screen or open hole is greater than 5 feet, has the well been vertically profiled to assess the potential for contaminant stratification?
    ☐ **No**, this well is being profiled during this sampling round
    ☐ **Yes**, this well was profiled already. Date when well was profiled: _____
25. If the saturated portion of the well screen or open hole is greater than 10 feet, has the well been flow tested to assess the potential for vertical flow to be present within the well?
    ■ **No**, flow testing has not been conducted in this well
    ☐ **Yes**, flow testing of this well was conducted. Date of testing: _____
    Type of flow meter used: _____
    Measurements taken every _____ feet **[Please Attach Results]**
26. Weather Conditions During Deployment Temp. 90° F Wind None ■ Sunny ☐ Overcast ☐ Raining ☐ Snowing
27. Weather Conditions During Retrieval Temp. 80° F Wind None ☐ Sunny ■ Overcast ☐ Raining ☐ Snowing

28. Field Sampling Technician: Name(s) and Company (please print clearly)

Name	Company
Roy Wagner	Tetra Tech
Priscilla Merta, Andrew Kelly	Tetra Tech

New Jersey Department of Environmental Protection

Checklist for the Submission of Sampling Data for Passive Diffusion Bag Samplers (PDBS)

1. Site: Former Lockheed Electronics Company Site
2. Location: Watchung and North Plainfield, NJ
3. Well Designation: MW-544D
4. Well Permit Number: 25-54777

5. Type of Well: ■Monitoring ☐Extraction ☐Residential ☐Public Supply ☐Irrigation ☐Other
6. Well Surface Finish: ☐Stick Up ■Flush Mount
7. Location of Measuring Point: ■Top of Casing ☐Other (specify) _____
8. **NOTE:** PDBS represent a point sample within the screened interval or open hole of the well. It is critical to know the exact depth within the well where the PDBS is deployed. Well construction specifications, which are typically used to determine where to set the PDBS in the well, are measured in feet below ground surface (fbgs). If the depth interval for PDBS deployment is measured from the reference point identified above, the difference between this reference point and the ground surface must be measured and accounted for to determine the proper depth interval to set the PDBS. Please identify below, any differences between the measuring point identified above and actual ground surface at the well head.

   Distance between measuring point and ground surface (ft.) 0.18 feet below grade
9. Total Well Depth (fbgs) 202.00 (TIC)
10. Screened interval/open hole (fbgs) 180 to 200
11. Well Casing: Diameter: 2 inch Material: ■PVC ☐Carbon Steel ☐Stainless Steel
12. Well Screen (or open hole diameter): Diameter: 2 inch Material: ■PVC ☐Carbon Steel ☐Stainless Steel
13. Screen Size (slot) Screen Slot Size _____

14. Date and Time of Deployment Date: 8/27/14 Time: 13:45
15. Depth to Ground Water Depth to ground water at time of deployment 11.19 feet below TIC
16. Date and Time of Retrieval Date: 9/11/14 Time: 12:20
17. Depth to Ground Water Depth to ground water at time of retrieval 11.21 feet below TIC
18. Type of Deployment Line Used Diameter: 0.25 inch Material: Nylon line

19. Material and Mass (oz.) of PDBS Weight Stainless Steel, approx. 16 oz. (stainless steel recommended)
20. Type of PDBS Used
    ■Lab Filled (Modified Trip Blank must be taken at time of deployment)
    ☐Field Filled (Modified equipment blank of fill water must be taken at time of deployment. If PDBS isn't filled at well head, blank must travel with samplers until last sampler is deployed. Blank is then taken.)
21. Dimensions of PDBS Length (in.) 24 inches Diameter (in.) 1.25 inches Filled 220 ml
22. Position of PDBS Weight
    ☐Attached to bottom of PDBS and suspended in well
    ☐Attached to bottom of deployment line and suspended in well
    ■Attached to bottom of deployment line and resting on bottom of well (preferred)
23. Position of PDBS in Well Screen (ft. from measuring point to center of PDBS)

1st PDBS	2nd PDBS	3rd PDBS	4th PDBS
approx. 192 ft (center of screen)			

5th PDBS	6th PDBS	7th PDBS	8th PDBS

24. If the saturated portion of the well screen or open hole is greater than 5 feet, has the well been vertically profiled to assess the potential for contaminant stratification?
    ☐ **No**, this well is being profiled during this sampling round
    ☐ **Yes**, this well was profiled already. Date when well was profiled: _____
25. If the saturated portion of the well screen or open hole is greater than 10 feet, has the well been flow tested to assess the potential for vertical flow to be present within the well?
    ■ **No**, flow testing has not been conducted in this well
    ☐ **Yes**, flow testing of this well was conducted. Date of testing: _____
    Type of flow meter used: _____
    Measurements taken every _____ feet **[Please Attach Results]**
26. Weather Conditions During Deployment Temp. 90° F Wind None ■Sunny ☐Overcast ☐Raining ☐Snowing
27. Weather Conditions During Retrieval Temp. 80° F Wind None ☐Sunny ■Overcast ☐Raining ☐Snowing

28. Field Sampling Technician: Name(s) and Company (please print clearly)

Name	Company
Roy Wagner	Tetra Tech
Priscilla Merta, Andrew Kelly	Tetra Tech

New Jersey Department of Environmental Protection

Checklist for the Submission of Sampling Data for Passive Diffusion Bag Samplers (PDBS)

1. Site: Former Lockheed Electronics Company Site
2. Location: Watchung and North Plainfield, NJ
3. Well Designation: MW-545S
4. Well Permit Number: 25-54786

5. Type of Well: ■Monitoring ☐Extraction ☐Residential ☐Public Supply ☐Irrigation ☐Other
6. Well Surface Finish: ☐Stick Up ■Flush Mount
7. Location of Measuring Point: ■Top of Casing ☐Other (specify) _____
8. **NOTE:** PDBS represent a point sample within the screened interval or open hole of the well. It is critical to know the exact depth within the well where the PDBS is deployed. Well construction specifications, which are typically used to determine where to set the PDBS in the well, are measured in feet below ground surface (fbgs). If the depth interval for PDBS deployment is measured from the reference point identified above, the difference between this reference point and the ground surface must be measured and accounted for to determine the proper depth interval to set the PDBS. Please identify below, any differences between the measuring point identified above and actual ground surface at the well head.

   Distance between measuring point and ground surface (ft.) 0..53 feet below grade
9. Total Well Depth (fbgs) 34.90 (TIC)
10. Screened interval/open hole (fbgs) 15 to 35
11. Well Casing: Diameter: 2 inch Material: ■PVC ☐Carbon Steel ☐Stainless Steel
12. Well Screen (or open hole diameter): Diameter: 2 inch Material: ■PVC ☐Carbon Steel ☐Stainless Steel
13. Screen Size (slot) Screen Slot Size _____

14. Date and Time of Deployment Date: 8/27/14 Time: 14:50
15. Depth to Ground Water Depth to ground water at time of deployment 14.06 feet below TIC
16. Date and Time of Retrieval Date: 9/11/14 Time: 11:35
17. Depth to Ground Water Depth to ground water at time of retrieval 14.19 feet below TIC
18. Type of Deployment Line Used Diameter: 0.25 inch Material: Nylon line

19. Material and Mass (oz.) of PDBS Weight Stainless Steel, approx. 16 oz. (stainless steel recommended)
20. Type of PDBS Used
    ■Lab Filled (Modified Trip Blank must be taken at time of deployment)
    ☐Field Filled (Modified equipment blank of fill water must be taken at time of deployment. If PDBS isn't filled at well head, blank must travel with samplers until last sampler is deployed. Blank is then taken.)
21. Dimensions of PDBS Length (in.) 24 inches Diameter (in.) 1.25 inches Filled 220 ml
22. Position of PDBS Weight
    ☐Attached to bottom of PDBS and suspended in well
    ☐Attached to bottom of deployment line and suspended in well
    ■Attached to bottom of deployment line and resting on bottom of well (preferred)
23. Position of PDBS in Well Screen (ft. from measuring point to center of PDBS)

1st PDBS	2nd PDBS	3rd PDBS	4th PDBS
approx. 24.90 ft (center of screen)			
5th PDBS	**6th PDBS**	**7th PDBS**	**8th PDBS**

24. If the saturated portion of the well screen or open hole is greater than 5 feet, has the well been vertically profiled to assess the potential for contaminant stratification?
    ☐ **No**, this well is being profiled during this sampling round
    ☐ **Yes**, this well was profiled already. Date when well was profiled: _____
25. If the saturated portion of the well screen or open hole is greater than 10 feet, has the well been flow tested to assess the potential for vertical flow to be present within the well?
    ■ **No**, flow testing has not been conducted in this well
    ☐ **Yes**, flow testing of this well was conducted. Date of testing: _____
    Type of flow meter used: _____
    Measurements taken every _____ feet **[Please Attach Results]**
26. Weather Conditions During Deployment Temp. 90° F Wind Light ■Sunny ☐Overcast ☐Raining ☐Snowing
27. Weather Conditions During Retrieval Temp. 80° F Wind None ☐Sunny ■Overcast ☐Raining ☐Snowing

28. Field Sampling Technician: Name(s) and Company (please print clearly)

Name	Company
Andrew Kelly, Tetra Tech	
Priscilla Merta, Tetra Tech, Andrew Kelly, Tetra Tech	

New Jersey Department of Environmental Protection

Checklist for the Submission of Sampling Data for Passive Diffusion Bag Samplers (PDBS)

1. Site: Former Lockheed Electronics Company Site
2. Location: Watchung and North Plainfield, NJ
3. Well Designation: MW-545I
4. Well Permit Number: 25-54785

5. Type of Well: ■Monitoring ☐Extraction ☐Residential ☐Public Supply ☐Irrigation ☐Other
6. Well Surface Finish: ☐Stick Up ■Flush Mount
7. Location of Measuring Point: ■Top of Casing ☐Other (specify) _____
8. **NOTE:** PDBS represent a point sample within the screened interval or open hole of the well. It is critical to know the exact depth within the well where the PDBS is deployed. Well construction specifications, which are typically used to determine where to set the PDBS in the well, are measured in feet below ground surface (fbgs). If the depth interval for PDBS deployment is measured from the reference point identified above, the difference between this reference point and the ground surface must be measured and accounted for to determine the proper depth interval to set the PDBS. Please identify below, any differences between the measuring point identified above and actual ground surface at the well head.

   Distance between measuring point and ground surface (ft.) 0..23 feet below grade
9. Total Well Depth (fbgs) 92.35 (TIC)
10. Screened interval/open hole (fbgs) 73 to 93
11. Well Casing: Diameter: 2 inch Material: ■PVC ☐Carbon Steel ☐Stainless Steel
12. Well Screen (or open hole diameter): Diameter: 2 inch Material: ■PVC ☐Carbon Steel ☐Stainless Steel
13. Screen Size (slot) Screen Slot Size _____

14. Date and Time of Deployment Date: 8/27/14 Time: 14:45
15. Depth to Ground Water Depth to ground water at time of deployment 19.41 feet below TIC
16. Date and Time of Retrieval Date: 9/11/14 Time: 11:40
17. Depth to Ground Water Depth to ground water at time of retrieval 19.48 feet below TIC
18. Type of Deployment Line Used Diameter: 0.25 inch Material: Nylon line

19. Material and Mass (oz.) of PDBS Weight Stainless Steel, approx. 16 oz. (stainless steel recommended)
20. Type of PDBS Used
    ■Lab Filled (Modified Trip Blank must be taken at time of deployment)
    ☐Field Filled (Modified equipment blank of fill water must be taken at time of deployment. If PDBS isn't filled at well head, blank must travel with samplers until last sampler is deployed. Blank is then taken.)
21. Dimensions of PDBS Length (in.) 24 inches Diameter (in.) 1.25 inches Filled 220 ml
22. Position of PDBS Weight
    ☐Attached to bottom of PDBS and suspended in well
    ☐Attached to bottom of deployment line and suspended in well
    ■Attached to bottom of deployment line and resting on bottom of well (preferred)
23. Position of PDBS in Well Screen (ft. from measuring point to center of PDBS)

1st PDBS	2nd PDBS	3rd PDBS	4th PDBS
approx. 82.35 ft (center of screen)			
5th PDBS	**6th PDBS**	**7th PDBS**	**8th PDBS**

24. If the saturated portion of the well screen or open hole is greater than 5 feet, has the well been vertically profiled to assess the potential for contaminant stratification?
    ☐ **No**, this well is being profiled during this sampling round
    ☐ **Yes**, this well was profiled already. Date when well was profiled: _____
25. If the saturated portion of the well screen or open hole is greater than 10 feet, has the well been flow tested to assess the potential for vertical flow to be present within the well?
    ■ **No**, flow testing has not been conducted in this well
    ☐ **Yes**, flow testing of this well was conducted. Date of testing: _____
    Type of flow meter used: _____
    Measurements taken every _____ feet **[Please Attach Results]**
26. Weather Conditions During Deployment Temp. 90° F Wind Light ■Sunny ☐Overcast ☐Raining ☐Snowing
27. Weather Conditions During Retrieval Temp. 80° F Wind None ☐Sunny ■Overcast ☐Raining ☐Snowing

28. Field Sampling Technician: Name(s) and Company (please print clearly)

Name	Company
Roy Wagner	Tetra Tech
Priscilla Merta, Andrew Kelly	Tetra Tech

New Jersey Department of Environmental Protection

Checklist for the Submission of Sampling Data for Passive Diffusion Bag Samplers (PDBS)

1. Site: Former Lockheed Electronics Company Site
2. Location: Watchung and North Plainfield, NJ
3. Well Designation: MW-545D
4. Well Permit Number: 25-54784

5. Type of Well: ■Monitoring ☐Extraction ☐Residential ☐Public Supply ☐Irrigation ☐Other
6. Well Surface Finish: ☐Stick Up ■Flush Mount
7. Location of Measuring Point: ■Top of Casing ☐Other (specify) _____
8. **NOTE:** PDBS represent a point sample within the screened interval or open hole of the well. It is critical to know the exact depth within the well where the PDBS is deployed. Well construction specifications, which are typically used to determine where to set the PDBS in the well, are measured in feet below ground surface (fbgs). If the depth interval for PDBS deployment is measured from the reference point identified above, the difference between this reference point and the ground surface must be measured and accounted for to determine the proper depth interval to set the PDBS. Please identify below, any differences between the measuring point identified above and actual ground surface at the well head.

   Distance between measuring point and ground surface (ft.) 0.24 feet below grade
9. Total Well Depth (fbgs) 196.50 (TIC)
10. Screened interval/open hole (fbgs) 180 to 200
11. Well Casing: Diameter: 2 inch Material: ■PVC ☐Carbon Steel ☐Stainless Steel
12. Well Screen (or open hole diameter): Diameter: 2 inch Material: ■PVC ☐Carbon Steel ☐Stainless Steel
13. Screen Size (slot) Screen Slot Size _____

14. Date and Time of Deployment Date: 8/27/14 Time: 14:40
15. Depth to Ground Water Depth to ground water at time of deployment 18.71 feet below TIC
16. Date and Time of Retrieval Date: 9/11/14 Time: 11:45
17. Depth to Ground Water Depth to ground water at time of retrieval 19.84 feet below TIC
18. Type of Deployment Line Used Diameter: 0.25 inch Material: Nylon line

19. Material and Mass (oz.) of PDBS Weight Stainless Steel, approx. 16 oz. (stainless steel recommended)
20. Type of PDBS Used
    ■Lab Filled (Modified Trip Blank must be taken at time of deployment)
    ☐Field Filled (Modified equipment blank of fill water must be taken at time of deployment. If PDBS isn't filled at well head, blank must travel with samplers until last sampler is deployed. Blank is then taken.)
21. Dimensions of PDBS Length (in.) 24 inches Diameter (in.) 1.25 inches Filled 220 ml
22. Position of PDBS Weight
    ☐Attached to bottom of PDBS and suspended in well
    ☐Attached to bottom of deployment line and suspended in well
    ■Attached to bottom of deployment line and resting on bottom of well (preferred)
23. Position of PDBS in Well Screen (ft. from measuring point to center of PDBS)

1st PDBS	2nd PDBS	3rd PDBS	4th PDBS
approx. 184.7 ft bgs			
5th PDBS	**6th PDBS**	**7th PDBS**	**8th PDBS**

24. If the saturated portion of the well screen or open hole is greater than 5 feet, has the well been vertically profiled to assess the potential for contaminant stratification?
    ☐ **No**, this well is being profiled during this sampling round
    ☐ **Yes**, this well was profiled already. Date when well was profiled: _____
25. If the saturated portion of the well screen or open hole is greater than 10 feet, has the well been flow tested to assess the potential for vertical flow to be present within the well?
    ■ **No**, flow testing has not been conducted in this well
    ☐ **Yes**, flow testing of this well was conducted. Date of testing: _____
    Type of flow meter used: _____
    Measurements taken every _____ feet **[Please Attach Results]**
26. Weather Conditions During Deployment Temp. 90° F Wind Light ■Sunny ☐Overcast ☐Raining ☐Snowing
27. Weather Conditions During Retrieval Temp. 80° F Wind None ☐Sunny ■Overcast ☐Raining ☐Snowing

28. Field Sampling Technician: Name(s) and Company (please print clearly)

Name	Company
Roy Wagner, Tetra Tech	
Priscilla Merta, Tetra Tech, Andrew Kelly, Tetra Tech	

New Jersey Department of Environmental Protection

Checklist for the Submission of Sampling Data for Passive Diffusion Bag Samplers (PDBS)

1. Site: Former Lockheed Electronics Company Site
2. Location: Watchung and North Plainfield, NJ
3. Well Designation: MW-546S
4. Well Permit Number: 25-55005

5. Type of Well: ■Monitoring ☐Extraction ☐Residential ☐Public Supply ☐Irrigation ☐Other
6. Well Surface Finish: ☐Stick Up ■Flush Mount
7. Location of Measuring Point: ■Top of Casing ☐Other (specify) _____
8. **NOTE:** PDBS represent a point sample within the screened interval or open hole of the well. It is critical to know the exact depth within the well where the PDBS is deployed. Well construction specifications, which are typically used to determine where to set the PDBS in the well, are measured in feet below ground surface (fbgs). If the depth interval for PDBS deployment is measured from the reference point identified above, the difference between this reference point and the ground surface must be measured and accounted for to determine the proper depth interval to set the PDBS. Please identify below, any differences between the measuring point identified above and actual ground surface at the well head.

   Distance between measuring point and ground surface (ft.) 0.32 feet below grade
9. Total Well Depth (fbgs) 31.41 (TIC)
10. Screened interval/open hole (fbgs) 12 to 32
11. Well Casing: Diameter: 2 inch Material: ■PVC ☐Carbon Steel ☐Stainless Steel
12. Well Screen (or open hole diameter): Diameter: 2 inch Material: ■PVC ☐Carbon Steel ☐Stainless Steel
13. Screen Size (slot) Screen Slot Size _____

14. Date and Time of Deployment Date: 8/27/14 Time: 11:50
15. Depth to Ground Water Depth to ground water at time of deployment 9.96 feet below TIC
16. Date and Time of Retrieval Date: 9/11/14 Time: 10:30
17. Depth to Ground Water Depth to ground water at time of retrieval 10.43 feet below TIC
18. Type of Deployment Line Used Diameter: 0.25 inch Material: Nylon line

19. Material and Mass (oz.) of PDBS Weight Stainless Steel, approx. 16 oz. (stainless steel recommended)
20. Type of PDBS Used
    ■Lab Filled (Modified Trip Blank must be taken at time of deployment)
    ☐Field Filled (Modified equipment blank of fill water must be taken at time of deployment. If PDBS isn't filled at well head, blank must travel with samplers until last sampler is deployed. Blank is then taken.)
21. Dimensions of PDBS Length (in.) 24 inches Diameter (in.) 1.25 inches Filled 220 ml
22. Position of PDBS Weight
    ☐Attached to bottom of PDBS and suspended in well
    ☐Attached to bottom of deployment line and suspended in well
    ■Attached to bottom of deployment line and resting on bottom of well (preferred)
23. Position of PDBS in Well Screen (ft. from measuring point to center of PDBS)

1st PDBS	2nd PDBS	3rd PDBS	4th PDBS
approx. 21.41 ft (center of screen)			
5th PDBS	**6th PDBS**	**7th PDBS**	**8th PDBS**

24. If the saturated portion of the well screen or open hole is greater than 5 feet, has the well been vertically profiled to assess the potential for contaminant stratification?
    ☐ **No**, this well is being profiled during this sampling round
    ☐ **Yes**, this well was profiled already. Date when well was profiled: _____
25. If the saturated portion of the well screen or open hole is greater than 10 feet, has the well been flow tested to assess the potential for vertical flow to be present within the well?
    ■ **No**, flow testing has not been conducted in this well
    ☐ **Yes**, flow testing of this well was conducted. Date of testing: _____
    Type of flow meter used: _____
    Measurements taken every _____ feet **[Please Attach Results]**
26. Weather Conditions During Deployment Temp. 90° F Wind None ■Sunny ☐Overcast ☐Raining ☐Snowing
27. Weather Conditions During Retrieval Temp. 80° F Wind None ☐Sunny ■Overcast ☐Raining ☐Snowing

28. Field Sampling Technician: Name(s) and Company (please print clearly)

Name	Company
Roy Wagner	Tetra Tech
Priscilla Merta, Andrew Kelly	Tetra Tech

New Jersey Department of Environmental Protection

Checklist for the Submission of Sampling Data for Passive Diffusion Bag Samplers (PDBS)

1. Site: Former Lockheed Electronics Company Site
2. Location: Watchung and North Plainfield, NJ
3. Well Designation: MW-546I
4. Well Permit Number: 25-55004

5. Type of Well: ■ Monitoring ☐ Extraction ☐ Residential ☐ Public Supply ☐ Irrigation ☐ Other
6. Well Surface Finish: ☐ Stick Up ■ Flush Mount
7. Location of Measuring Point: ■ Top of Casing ☐ Other (specify) _____
8. **NOTE:** PDBS represent a point sample within the screened interval or open hole of the well. It is critical to know the exact depth within the well where the PDBS is deployed. Well construction specifications, which are typically used to determine where to set the PDBS in the well, are measured in feet below ground surface (fbgs). If the depth interval for PDBS deployment is measured from the reference point identified above, the difference between this reference point and the ground surface must be measured and accounted for to determine the proper depth interval to set the PDBS. Please identify below, any differences between the measuring point identified above and actual ground surface at the well head.

   Distance between measuring point and ground surface (ft.) 0.81 feet below grade
9. Total Well Depth (fbgs) 99.32 (TIC)
10. Screened interval/open hole (fbgs) 80 to 100
11. Well Casing: Diameter: 2 inch Material: ■ PVC ☐ Carbon Steel ☐ Stainless Steel
12. Well Screen (or open hole diameter): Diameter: 2 inch Material: ■ PVC ☐ Carbon Steel ☐ Stainless Steel
13. Screen Size (slot) Screen Slot Size _____

14. Date and Time of Deployment Date: 8/27/14 Time: 11:45
15. Depth to Ground Water Depth to ground water at time of deployment 11.19 feet below TIC
16. Date and Time of Retrieval Date: 9/11/14 Time: 10:35
17. Depth to Ground Water Depth to ground water at time of retrieval 11.32 feet below TIC
18. Type of Deployment Line Used Diameter: 0.25 inch Material: Nylon line

19. Material and Mass (oz.) of PDBS Weight Stainless Steel, approx. 16 oz. (stainless steel recommended)
20. Type of PDBS Used
    ■ Lab Filled (Modified Trip Blank must be taken at time of deployment)
    ☐ Field Filled (Modified equipment blank of fill water must be taken at time of deployment. If PDBS isn't filled at well head, blank must travel with samplers until last sampler is deployed. Blank is then taken.)
21. Dimensions of PDBS Length (in.) 24 inches Diameter (in.) 1.25 inches Filled 220 ml
22. Position of PDBS Weight
    ☐ Attached to bottom of PDBS and suspended in well
    ☐ Attached to bottom of deployment line and suspended in well
    ■ Attached to bottom of deployment line and resting on bottom of well (preferred)
23. Position of PDBS in Well Screen (ft. from measuring point to center of PDBS)

1st PDBS	2nd PDBS	3rd PDBS	4th PDBS
approx. 89.32 ft (center of screen)			
5th PDBS	**6th PDBS**	**7th PDBS**	**8th PDBS**

24. If the saturated portion of the well screen or open hole is greater than 5 feet, has the well been vertically profiled to assess the potential for contaminant stratification?
    ☐ **No**, this well is being profiled during this sampling round
    ☐ **Yes**, this well was profiled already. Date when well was profiled: _____
25. If the saturated portion of the well screen or open hole is greater than 10 feet, has the well been flow tested to assess the potential for vertical flow to be present within the well?
    ■ **No**, flow testing has not been conducted in this well
    ☐ **Yes**, flow testing of this well was conducted. Date of testing: _____
    Type of flow meter used: _____
    Measurements taken every _____ feet **[Please Attach Results]**
26. Weather Conditions During Deployment Temp. 90° F Wind None ■ Sunny ☐ Overcast ☐ Raining ☐ Snowing
27. Weather Conditions During Retrieval Temp. 80° F Wind None ☐ Sunny ■ Overcast ☐ Raining ☐ Snowing

28. Field Sampling Technician: Name(s) and Company (please print clearly)

Name	Company
Roy Wagner	Tetra Tech
Priscilla Merta, Andrew Kelly	Tetra Tech

New Jersey Department of Environmental Protection

Checklist for the Submission of Sampling Data for Passive Diffusion Bag Samplers (PDBS)

1. Site: Former Lockheed Electronics Company Site
2. Location: Watchung and North Plainfield, NJ
3. Well Designation: MW-546D
4. Well Permit Number: 25-55003

5. Type of Well: ■Monitoring ☐Extraction ☐Residential ☐Public Supply ☐Irrigation ☐Other
6. Well Surface Finish: ☐Stick Up ■Flush Mount
7. Location of Measuring Point: ■Top of Casing ☐Other (specify) _____
8. **NOTE:** PDBS represent a point sample within the screened interval or open hole of the well. It is critical to know the exact depth within the well where the PDBS is deployed. Well construction specifications, which are typically used to determine where to set the PDBS in the well, are measured in feet below ground surface (fbgs). If the depth interval for PDBS deployment is measured from the reference point identified above, the difference between this reference point and the ground surface must be measured and accounted for to determine the proper depth interval to set the PDBS. Please identify below, any differences between the measuring point identified above and actual ground surface at the well head.

   Distance between measuring point and ground surface (ft.) 0.60 feet below grade
9. Total Well Depth (fbgs) 197.50 (TIC)
10. Screened interval/open hole (fbgs) 180 to 200
11. Well Casing: Diameter: 2 inch Material: ■PVC ☐Carbon Steel ☐Stainless Steel
12. Well Screen (or open hole diameter): Diameter: 2 inch Material: ■PVC ☐Carbon Steel ☐Stainless Steel
13. Screen Size (slot) Screen Slot Size _____

14. Date and Time of Deployment Date: 8/27/14 Time: 11:40
15. Depth to Ground Water Depth to ground water at time of deployment 18.10 feet below TIC
16. Date and Time of Retrieval Date: 9/11/14 Time: 10:40
17. Depth to Ground Water Depth to ground water at time of retrieval 18.24 feet below TIC
18. Type of Deployment Line Used Diameter: 0.25 inch Material: Nylon line

19. Material and Mass (oz.) of PDBS Weight Stainless Steel, approx. 16 oz. (stainless steel recommended)
20. Type of PDBS Used
    ■Lab Filled (Modified Trip Blank must be taken at time of deployment)
    ☐Field Filled (Modified equipment blank of fill water must be taken at time of deployment. If PDBS isn't filled at well head, blank must travel with samplers until last sampler is deployed. Blank is then taken.)
21. Dimensions of PDBS Length (in.) 24 inches Diameter (in.) 1.25 inches Filled 220 ml
22. Position of PDBS Weight
    ☐Attached to bottom of PDBS and suspended in well
    ☐Attached to bottom of deployment line and suspended in well
    ■Attached to bottom of deployment line and resting on bottom of well (preferred)
23. Position of PDBS in Well Screen (ft. from measuring point to center of PDBS)

1st PDBS	2nd PDBS	3rd PDBS	4th PDBS
approx. 187.50 ft (center of screen)			
5th PDBS	**6th PDBS**	**7th PDBS**	**8th PDBS**

24. If the saturated portion of the well screen or open hole is greater than 5 feet, has the well been vertically profiled to assess the potential for contaminant stratification?
    ☐ **No**, this well is being profiled during this sampling round
    ☐ **Yes**, this well was profiled already. Date when well was profiled: _____
25. If the saturated portion of the well screen or open hole is greater than 10 feet, has the well been flow tested to assess the potential for vertical flow to be present within the well?
    ■ **No**, flow testing has not been conducted in this well
    ☐ **Yes**, flow testing of this well was conducted. Date of testing: _____
    Type of flow meter used: _____
    Measurements taken every _____ feet **[Please Attach Results]**
26. Weather Conditions During Deployment Temp. 90° F Wind None ■Sunny ☐Overcast ☐Raining ☐Snowing
27. Weather Conditions During Retrieval Temp. 80° F Wind None ☐Sunny ■Overcast ☐Raining ☐Snowing

28. Field Sampling Technician: Name(s) and Company (please print clearly)

Name	Company
Roy Wagner	Tetra Tech
Priscilla Merta, Andrew Kelly	Tetra Tech

New Jersey Department of Environmental Protection

Checklist for the Submission of Sampling Data for Passive Diffusion Bag Samplers (PDBS)

1. Site: Former Lockheed Electronics Company Site
2. Location: Watchung and North Plainfield, NJ
3. Well Designation: MW-547S
4. Well Permit Number: 25-54780

5. Type of Well: ■Monitoring ☐Extraction ☐Residential ☐Public Supply ☐Irrigation ☐Other
6. Well Surface Finish: ☐Stick Up ■Flush Mount
7. Location of Measuring Point: ■Top of Casing ☐Other (specify) _____
8. **NOTE:** PDBS represent a point sample within the screened interval or open hole of the well. It is critical to know the exact depth within the well where the PDBS is deployed. Well construction specifications, which are typically used to determine where to set the PDBS in the well, are measured in feet below ground surface (fbgs). If the depth interval for PDBS deployment is measured from the reference point identified above, the difference between this reference point and the ground surface must be measured and accounted for to determine the proper depth interval to set the PDBS. Please identify below, any differences between the measuring point identified above and actual ground surface at the well head.

   Distance between measuring point and ground surface (ft.) 0.34 feet below grade
9. Total Well Depth (fbgs) 21.8 (TIC)
10. Screened interval/open hole (fbgs) 2 to 22
11. Well Casing: Diameter: 2 inch Material: ■PVC ☐Carbon Steel ☐Stainless Steel
12. Well Screen (or open hole diameter): Diameter: 2 inch Material: ■PVC ☐Carbon Steel ☐Stainless Steel
13. Screen Size (slot) Screen Slot Size _____

14. Date and Time of Deployment Date: 8/27/14 Time: 16:55
15. Depth to Ground Water Depth to ground water at time of deployment 4.24 feet below TIC
16. Date and Time of Retrieval Date: 9/11/14 Time: 14:05
17. Depth to Ground Water Depth to ground water at time of retrieval 4.46 feet below TIC
18. Type of Deployment Line Used Diameter: 0.25 inch Material: Nylon line

19. Material and Mass (oz.) of PDBS Weight Stainless Steel, approx. 16 oz. (stainless steel recommended)
20. Type of PDBS Used
    ■Lab Filled (Modified Trip Blank must be taken at time of deployment)
    ☐Field Filled (Modified equipment blank of fill water must be taken at time of deployment. If PDBS isn't filled at well head, blank must travel with samplers until last sampler is deployed. Blank is then taken.)
21. Dimensions of PDBS Length (in.) 24 inches Diameter (in.) 1.25 inches Filled 220 ml
22. Position of PDBS Weight
    ☐Attached to bottom of PDBS and suspended in well
    ☐Attached to bottom of deployment line and suspended in well
    ■Attached to bottom of deployment line and resting on bottom of well (preferred)
23. Position of PDBS in Well Screen (ft. from measuring point to center of PDBS)

1st PDBS	2nd PDBS	3rd PDBS	4th PDBS
2.5 ft. bgs.			

5th PDBS	6th PDBS	7th PDBS	8th PDBS

24. If the saturated portion of the well screen or open hole is greater than 5 feet, has the well been vertically profiled to assess the potential for contaminant stratification?
    ☐ **No**, this well is being profiled during this sampling round
    ☐ **Yes**, this well was profiled already. Date when well was profiled: _____
25. If the saturated portion of the well screen or open hole is greater than 10 feet, has the well been flow tested to assess the potential for vertical flow to be present within the well?
    ■ **No**, flow testing has not been conducted in this well
    ☐ **Yes**, flow testing of this well was conducted. Date of testing: _____
    Type of flow meter used: _____
    Measurements taken every _____ feet **[Please Attach Results]**
26. Weather Conditions During Deployment Temp. 90° F Wind None ■Sunny ☐Overcast ☐Raining ☐Snowing
27. Weather Conditions During Retrieval Temp. 80° F Wind None ☐Sunny ■Overcast ☐Raining ☐Snowing

28. Field Sampling Technician: Name(s) and Company (please print clearly)

Name	Company
Andrew Kelly, Tetra Tech	
Priscilla Merta, Tetra Tech, Andrew Kelly, Tetra Tech	

New Jersey Department of Environmental Protection

Checklist for the Submission of Sampling Data for Passive Diffusion Bag Samplers (PDBS)

1. Site: Former Lockheed Electronics Company Site
2. Location: Watchung and North Plainfield, NJ
3. Well Designation: MW-547I
4. Well Permit Number: 25-54781

5. Type of Well: ■Monitoring ☐Extraction ☐Residential ☐Public Supply ☐Irrigation ☐Other
6. Well Surface Finish: ☐Stick Up ■Flush Mount
7. Location of Measuring Point: ■Top of Casing ☐Other (specify) _____
8. **NOTE:** PDBS represent a point sample within the screened interval or open hole of the well. It is critical to know the exact depth within the well where the PDBS is deployed. Well construction specifications, which are typically used to determine where to set the PDBS in the well, are measured in feet below ground surface (fbgs). If the depth interval for PDBS deployment is measured from the reference point identified above, the difference between this reference point and the ground surface must be measured and accounted for to determine the proper depth interval to set the PDBS. Please identify below, any differences between the measuring point identified above and actual ground surface at the well head.

   Distance between measuring point and ground surface (ft.) 0.32 feet below grade
9. Total Well Depth (fbgs) 99.4 (TIC)
10. Screened interval/open hole (fbgs) 80 to 100
11. Well Casing: Diameter: 2 inch Material: ■PVC ☐Carbon Steel ☐Stainless Steel
12. Well Screen (or open hole diameter): Diameter: 2 inch Material: ■PVC ☐Carbon Steel ☐Stainless Steel
13. Screen Size (slot) Screen Slot Size _____

14. Date and Time of Deployment Date: 8/27/14 Time: 16:50
15. Depth to Ground Water Depth to ground water at time of deployment 4.50 feet below TIC
16. Date and Time of Retrieval Date: 9/11/14 Time: 14:10
17. Depth to Ground Water Depth to ground water at time of retrieval 5.23 feet below TIC
18. Type of Deployment Line Used Diameter: 0.25 inch Material: Nylon line

19. Material and Mass (oz.) of PDBS Weight Stainless Steel, approx. 16 oz. (stainless steel recommended)
20. Type of PDBS Used
    ■Lab Filled (Modified Trip Blank must be taken at time of deployment)
    ☐Field Filled (Modified equipment blank of fill water must be taken at time of deployment. If PDBS isn't filled at well head, blank must travel with samplers until last sampler is deployed. Blank is then taken.)
21. Dimensions of PDBS Length (in.) 24 inches Diameter (in.) 1.25 inches Filled 220 ml
22. Position of PDBS Weight
    ☐Attached to bottom of PDBS and suspended in well
    ☐Attached to bottom of deployment line and suspended in well
    ■Attached to bottom of deployment line and resting on bottom of well (preferred)
23. Position of PDBS in Well Screen (ft. from measuring point to center of PDBS)

1st PDBS	2nd PDBS	3rd PDBS	4th PDBS
2.5 ft. bgs.			

5th PDBS	6th PDBS	7th PDBS	8th PDBS

24. If the saturated portion of the well screen or open hole is greater than 5 feet, has the well been vertically profiled to assess the potential for contaminant stratification?
    ☐ **No**, this well is being profiled during this sampling round
    ☐ **Yes**, this well was profiled already. Date when well was profiled: _____
25. If the saturated portion of the well screen or open hole is greater than 10 feet, has the well been flow tested to assess the potential for vertical flow to be present within the well?
    ■ **No**, flow testing has not been conducted in this well
    ☐ **Yes**, flow testing of this well was conducted. Date of testing: _____
    Type of flow meter used: _____
    Measurements taken every _____ feet **[Please Attach Results]**
26. Weather Conditions During Deployment Temp. 90° F Wind None ■Sunny ☐Overcast ☐Raining ☐Snowing
27. Weather Conditions During Retrieval Temp. 80° F Wind None ☐Sunny ■Overcast ☐Raining ☐Snowing

28. Field Sampling Technician: Name(s) and Company (please print clearly)

Name	Company
Roy Wagner, Tetra Tech	
Priscilla Merta, Tetra Tech, Andrew Kelly, Tetra Tech	

New Jersey Department of Environmental Protection

Checklist for the Submission of Sampling Data for Passive Diffusion Bag Samplers (PDBS)

1. Site: Former Lockheed Electronics Company Site
2. Location: Watchung and North Plainfield, NJ
3. Well Designation: MW-547D
4. Well Permit Number: 25-54782

5. Type of Well: ■Monitoring ☐Extraction ☐Residential ☐Public Supply ☐Irrigation ☐Other
6. Well Surface Finish: ☐Stick Up ■Flush Mount
7. Location of Measuring Point: ■Top of Casing ☐Other (specify) _____
8. **NOTE:** PDBS represent a point sample within the screened interval or open hole of the well. It is critical to know the exact depth within the well where the PDBS is deployed. Well construction specifications, which are typically used to determine where to set the PDBS in the well, are measured in feet below ground surface (fbgs). If the depth interval for PDBS deployment is measured from the reference point identified above, the difference between this reference point and the ground surface must be measured and accounted for to determine the proper depth interval to set the PDBS. Please identify below, any differences between the measuring point identified above and actual ground surface at the well head.

   Distance between measuring point and ground surface (ft.) 0.43 feet below grade
9. Total Well Depth (fbgs) 189.4 (TIC)
10. Screened interval/open hole (fbgs) 180 to 200
11. Well Casing: Diameter: 2 inch Material: ■PVC ☐Carbon Steel ☐Stainless Steel
12. Well Screen (or open hole diameter): Diameter: 2 inch Material: ■PVC ☐Carbon Steel ☐Stainless Steel
13. Screen Size (slot) Screen Slot Size _____

14. Date and Time of Deployment Date: 8/27/14 Time: 16:40
15. Depth to Ground Water Depth to ground water at time of deployment 5.95 feet below TIC
16. Date and Time of Retrieval Date: 9/11/14 Time: 14:15
17. Depth to Ground Water Depth to ground water at time of retrieval 6.17 feet below TIC
18. Type of Deployment Line Used Diameter: 0.25 inch Material: Nylon line

19. Material and Mass (oz.) of PDBS Weight Stainless Steel, approx. 16 oz. (stainless steel recommended)
20. Type of PDBS Used
    ■Lab Filled (Modified Trip Blank must be taken at time of deployment)
    ☐Field Filled (Modified equipment blank of fill water must be taken at time of deployment. If PDBS isn't filled at well head, blank must travel with samplers until last sampler is deployed. Blank is then taken.)
21. Dimensions of PDBS Length (in.) 24 inches Diameter (in.) 1.25 inches Filled 220 ml
22. Position of PDBS Weight
    ☐Attached to bottom of PDBS and suspended in well
    ☐Attached to bottom of deployment line and suspended in well
    ■Attached to bottom of deployment line and resting on bottom of well (preferred)
23. Position of PDBS in Well Screen (ft. from measuring point to center of PDBS)

1st PDBS	2nd PDBS	3rd PDBS	4th PDBS
2.5 ft. bgs.			

5th PDBS	6th PDBS	7th PDBS	8th PDBS

24. If the saturated portion of the well screen or open hole is greater than 5 feet, has the well been vertically profiled to assess the potential for contaminant stratification?
    ☐ **No**, this well is being profiled during this sampling round
    ☐ **Yes**, this well was profiled already. Date when well was profiled: _____
25. If the saturated portion of the well screen or open hole is greater than 10 feet, has the well been flow tested to assess the potential for vertical flow to be present within the well?
    ■ **No**, flow testing has not been conducted in this well
    ☐ **Yes**, flow testing of this well was conducted. Date of testing: _____
    Type of flow meter used: _____
    Measurements taken every _____ feet **[Please Attach Results]**
26. Weather Conditions During Deployment Temp. 90° F Wind None ■Sunny ☐Overcast ☐Raining ☐Snowing
27. Weather Conditions During Retrieval Temp. 80° F Wind None ☐Sunny ■Overcast ☐Raining ☐Snowing

28. Field Sampling Technician: Name(s) and Company (please print clearly)

Name	Company
Andrew Kelly	Tetra Tech
Priscilla Merta, Andrew Kelly	Tetra Tech

New Jersey Department of Environmental Protection

Checklist for the Submission of Sampling Data for Passive Diffusion Bag Samplers (PDBS)

1. Site: Former Lockheed Electronics Company Site
2. Location: Watchung and North Plainfield, NJ
3. Well Designation: MW-549S
4. Well Permit Number: 25-60735

5. Type of Well: ■Monitoring ☐Extraction ☐Residential ☐Public Supply ☐Irrigation ☐Other
6. Well Surface Finish: ■Stick Up ☐Flush Mount
7. Location of Measuring Point: ■Top of Casing ☐Other (specify) _____
8. **NOTE:** PDBS represent a point sample within the screened interval or open hole of the well. It is critical to know the exact depth within the well where the PDBS is deployed. Well construction specifications, which are typically used to determine where to set the PDBS in the well, are measured in feet below ground surface (fbgs). If the depth interval for PDBS deployment is measured from the reference point identified above, the difference between this reference point and the ground surface must be measured and accounted for to determine the proper depth interval to set the PDBS. Please identify below, any differences between the measuring point identified above and actual ground surface at the well head.

   Distance between measuring point and ground surface (ft.) 0.39 feet below TOC
9. Total Well Depth (fbgs) 115.84 (TIC)
10. Screened interval/open hole (fbgs) 90 to 110
11. Well Casing: Diameter: 2 inch Material: ■PVC ☐Carbon Steel ☐Stainless Steel
12. Well Screen (or open hole diameter): Diameter: 2 inch Material: ■PVC ☐Carbon Steel ☐Stainless Steel
13. Screen Size (slot) Screen Slot Size _____

14. Date and Time of Deployment Date: 8/27/14 Time: 8:05
15. Depth to Ground Water Depth to ground water at time of deployment 53.83 feet below TIC
16. Date and Time of Retrieval Date: 9/11/14 Time: 7:50
17. Depth to Ground Water Depth to ground water at time of retrieval 55.23 feet below TIC
18. Type of Deployment Line Used Diameter: 0.25 inch Material: Nylon line

19. Material and Mass (oz.) of PDBS Weight Stainless Steel, approx. 12 oz. (stainless steel recommended)
20. Type of PDBS Used
    ■Lab Filled (Modified Trip Blank must be taken at time of deployment)
    ☐Field Filled (Modified equipment blank of fill water must be taken at time of deployment. If PDBS isn't filled at well head, blank must travel with samplers until last sampler is deployed. Blank is then taken.)
21. Dimensions of PDBS Length (in.) 24 inches Diameter (in.) 1.25 inches Filled 220 ml
22. Position of PDBS Weight
    ☐Attached to bottom of PDBS and suspended in well
    ☐Attached to bottom of deployment line and suspended in well
    ■Attached to bottom of deployment line and resting on bottom of well (preferred)
23. Position of PDBS in Well Screen (ft. from measuring point to center of PDBS)

1st PDBS	2nd PDBS	3rd PDBS	4th PDBS
approx. 104 ft bgs (center of screen)			
5th PDBS	**6th PDBS**	**7th PDBS**	**8th PDBS**

24. If the saturated portion of the well screen or open hole is greater than 5 feet, has the well been vertically profiled to assess the potential for contaminant stratification?
    ☐ **No**, this well is being profiled during this sampling round
    ☐ **Yes**, this well was profiled already. Date when well was profiled: _____
25. If the saturated portion of the well screen or open hole is greater than 10 feet, has the well been flow tested to assess the potential for vertical flow to be present within the well?
    ■ **No**, flow testing has not been conducted in this well
    ☐ **Yes**, flow testing of this well was conducted. Date of testing: _____
    Type of flow meter used: _____
    Measurements taken every _____ feet **[Please Attach Results]**
26. Weather Conditions During Deployment Temp. 90° F Wind None ■Sunny ☐Overcast ☐Raining ☐Snowing
27. Weather Conditions During Retrieval Temp. 80° F Wind None ☐Sunny ■Overcast ☐Raining ☐Snowing

28. Field Sampling Technician: Name(s) and Company (please print clearly)

Name	Company
Roy Wagner	Tetra Tech
Priscilla Merta, Andrew Kelly	Tetra Tech

New Jersey Department of Environmental Protection

Checklist for the Submission of Sampling Data for Passive Diffusion Bag Samplers (PDBS)

1. Site: Former Lockheed Electronics Company Site
2. Location: Watchung and North Plainfield, NJ
3. Well Designation: MW-549I
4. Well Permit Number: 25-60736

5. Type of Well: ■Monitoring ☐Extraction ☐Residential ☐Public Supply ☐Irrigation ☐Other
6. Well Surface Finish: ■Stick Up ☐Flush Mount
7. Location of Measuring Point: ■Top of Casing ☐Other (specify) _____
8. **NOTE:** PDBS represent a point sample within the screened interval or open hole of the well. It is critical to know the exact depth within the well where the PDBS is deployed. Well construction specifications, which are typically used to determine where to set the PDBS in the well, are measured in feet below ground surface (fbgs). If the depth interval for PDBS deployment is measured from the reference point identified above, the difference between this reference point and the ground surface must be measured and accounted for to determine the proper depth interval to set the PDBS. Please identify below, any differences between the measuring point identified above and actual ground surface at the well head.

   Distance between measuring point and ground surface (ft.) 0.15 feet below TOC
9. Total Well Depth (fbgs) 212.25 (TIC)
10. Screened interval/open hole (fbgs) 190 to 210
11. Well Casing: Diameter: 2 inch Material: ■PVC ☐Carbon Steel ☐Stainless Steel
12. Well Screen (or open hole diameter): Diameter: 2 inch Material: ■PVC ☐Carbon Steel ☐Stainless Steel
13. Screen Size (slot) Screen Slot Size _____

14. Date and Time of Deployment Date: 8/27/14 Time: 7:55
15. Depth to Ground Water Depth to ground water at time of deployment 55.84 feet below TIC
16. Date and Time of Retrieval Date: 9/11/14 Time: 8:00
17. Depth to Ground Water Depth to ground water at time of retrieval 56.84 feet below TIC
18. Type of Deployment Line Used Diameter: 0.25 inch Material: Nylon line

19. Material and Mass (oz.) of PDBS Weight Stainless Steel, approx. 12 oz. (stainless steel recommended)
20. Type of PDBS Used
    ■Lab Filled (Modified Trip Blank must be taken at time of deployment)
    ☐Field Filled (Modified equipment blank of fill water must be taken at time of deployment. If PDBS isn't filled at well head, blank must travel with samplers until last sampler is deployed. Blank is then taken.)
21. Dimensions of PDBS Length (in.) 24 inches Diameter (in.) 1.25 inches Filled 220 ml
22. Position of PDBS Weight
    ☐Attached to bottom of PDBS and suspended in well
    ☐Attached to bottom of deployment line and suspended in well
    ■Attached to bottom of deployment line and resting on bottom of well (preferred)
23. Position of PDBS in Well Screen (ft. from measuring point to center of PDBS)

1st PDBS	2nd PDBS	3rd PDBS	4th PDBS
approx. 201 ft bgs			
(collected field duplicate sample DUP-01)			
5th PDBS	6th PDBS	7th PDBS	8th PDBS

24. If the saturated portion of the well screen or open hole is greater than 5 feet, has the well been vertically profiled to assess the potential for contaminant stratification?
    ☐ **No**, this well is being profiled during this sampling round
    ☐ **Yes**, this well was profiled already. Date when well was profiled: _____
25. If the saturated portion of the well screen or open hole is greater than 10 feet, has the well been flow tested to assess the potential for vertical flow to be present within the well?
    ■ **No**, flow testing has not been conducted in this well
    ☐ **Yes**, flow testing of this well was conducted. Date of testing: _____
    Type of flow meter used: _____
    Measurements taken every _____ feet **[Please Attach Results]**
26. Weather Conditions During Deployment Temp. 90° F Wind None ■Sunny ☐Overcast ☐Raining ☐Snowing
27. Weather Conditions During Retrieval Temp. 80° F Wind None ☐Sunny ■Overcast ☐Raining ☐Snowing

28. Field Sampling Technician: Name(s) and Company (please print clearly)

Name	Company
Roy Wagner	Tetra Tech
Priscilla Merta, Andrew Kelly	Tetra Tech

New Jersey Department of Environmental Protection

Checklist for the Submission of Sampling Data for Passive Diffusion Bag Samplers (PDBS)

1. Site: Former Lockheed Electronics Company Site
2. Location: Watchung and North Plainfield, NJ
3. Well Designation: MW-550S
4. Well Permit Number: 25-60738

5. Type of Well: ■Monitoring ☐Extraction ☐Residential ☐Public Supply ☐Irrigation ☐Other
6. Well Surface Finish: ☐Stick Up ■Flush Mount
7. Location of Measuring Point: ■Top of Casing ☐Other (specify) _____
8. **NOTE:** PDBS represent a point sample within the screened interval or open hole of the well. It is critical to know the exact depth within the well where the PDBS is deployed. Well construction specifications, which are typically used to determine where to set the PDBS in the well, are measured in feet below ground surface (fbgs). If the depth interval for PDBS deployment is measured from the reference point identified above, the difference between this reference point and the ground surface must be measured and accounted for to determine the proper depth interval to set the PDBS. Please identify below, any differences between the measuring point identified above and actual ground surface at the well head.

   Distance between measuring point and ground surface (ft.) 0.55 feet below grade
9. Total Well Depth (fbgs) 49.84 (TIC)
10. Screened interval/open hole (fbgs) 30 to 50
11. Well Casing: Diameter: 2 inch Material: ■PVC ☐Carbon Steel ☐Stainless Steel
12. Well Screen (or open hole diameter): Diameter: 2 inch Material: ■PVC ☐Carbon Steel ☐Stainless Steel
13. Screen Size (slot) Screen Slot Size _____

14. Date and Time of Deployment Date: 8/27/14 Time: 9:35
15. Depth to Ground Water Depth to ground water at time of deployment 20.00 feet below TIC
16. Date and Time of Retrieval Date: 9/11/14 Time: 8:50
17. Depth to Ground Water Depth to ground water at time of retrieval 20.63 feet below TIC
18. Type of Deployment Line Used Diameter: 0.25 inch Material: Nylon line

19. Material and Mass (oz.) of PDBS Weight Stainless Steel, approx. 16 oz. (stainless steel recommended)
20. Type of PDBS Used
    ■Lab Filled (Modified Trip Blank must be taken at time of deployment)
    ☐Field Filled (Modified equipment blank of fill water must be taken at time of deployment. If PDBS isn't filled at well head, blank must travel with samplers until last sampler is deployed. Blank is then taken.)
21. Dimensions of PDBS Length (in.) 24 inches Diameter (in.) 1.25 inches Filled 220 ml
22. Position of PDBS Weight
    ☐Attached to bottom of PDBS and suspended in well
    ☐Attached to bottom of deployment line and suspended in well
    ■Attached to bottom of deployment line and resting on bottom of well (preferred)
23. Position of PDBS in Well Screen (ft. from measuring point to center of PDBS)

1st PDBS	2nd PDBS	3rd PDBS	4th PDBS
approx. 39.84 ft			

(center of screen; collected field duplicate sample DUP-02)

5th PDBS	6th PDBS	7th PDBS	8th PDBS

24. If the saturated portion of the well screen or open hole is greater than 5 feet, has the well been vertically profiled to assess the potential for contaminant stratification?
    ☐ **No**, this well is being profiled during this sampling round
    ☐ **Yes**, this well was profiled already. Date when well was profiled: _____
25. If the saturated portion of the well screen or open hole is greater than 10 feet, has the well been flow tested to assess the potential for vertical flow to be present within the well?
    ■ **No**, flow testing has not been conducted in this well
    ☐ **Yes**, flow testing of this well was conducted. Date of testing: _____
    Type of flow meter used: _____
    Measurements taken every _____ feet **[Please Attach Results]**
26. Weather Conditions During Deployment Temp. 90° F Wind None ■Sunny ☐Overcast ☐Raining ☐Snowing
27. Weather Conditions During Retrieval Temp. 80° F Wind None ☐Sunny ■Overcast ☐Raining ☐Snowing

28. Field Sampling Technician: Name(s) and Company (please print clearly)

Name	Company
Roy Wagner	Tetra Tech
Priscilla Merta, Andrew Kelly	Tetra Tech

New Jersey Department of Environmental Protection

Checklist for the Submission of Sampling Data for Passive Diffusion Bag Samplers (PDBS)

1. Site: Former Lockheed Electronics Company Site
2. Location: Watchung and North Plainfield, NJ
3. Well Designation: MW-550I
4. Well Permit Number: 25-60737

5. Type of Well: ■Monitoring ☐Extraction ☐Residential ☐Public Supply ☐Irrigation ☐Other
6. Well Surface Finish: ☐Stick Up ■Flush Mount
7. Location of Measuring Point: ■Top of Casing ☐Other (specify) _____
8. **NOTE:** PDBS represent a point sample within the screened interval or open hole of the well. It is critical to know the exact depth within the well where the PDBS is deployed. Well construction specifications, which are typically used to determine where to set the PDBS in the well, are measured in feet below ground surface (fbgs). If the depth interval for PDBS deployment is measured from the reference point identified above, the difference between this reference point and the ground surface must be measured and accounted for to determine the proper depth interval to set the PDBS. Please identify below, any differences between the measuring point identified above and actual ground surface at the well head.

   Distance between measuring point and ground surface (ft.) 0.35 feet below grade
9. Total Well Depth (fbgs) 100.22 (TIC)
10. Screened interval/open hole (fbgs) 80 to 100
11. Well Casing: Diameter: 2 inch Material: ■PVC ☐Carbon Steel ☐Stainless Steel
12. Well Screen (or open hole diameter): Diameter: 2 inch Material: ■PVC ☐Carbon Steel ☐Stainless Steel
13. Screen Size (slot) Screen Slot Size _____

14. Date and Time of Deployment Date: 9/3/14 Time: 17:05
15. Depth to Ground Water Depth to ground water at time of deployment 21.58 feet below TIC
16. Date and Time of Retrieval Date: 9/11/14 Time: 15:55
17. Depth to Ground Water Depth to ground water at time of retrieval 21.93 feet below TIC
18. Type of Deployment Line Used Diameter: 0.25 inch Material: Nylon line

19. Material and Mass (oz.) of PDBS Weight Stainless Steel, approx. 16 oz. (stainless steel recommended)
20. Type of PDBS Used
    ■Lab Filled (Modified Trip Blank must be taken at time of deployment)
    ☐Field Filled (Modified equipment blank of fill water must be taken at time of deployment. If PDBS isn't filled at well head, blank must travel with samplers until last sampler is deployed. Blank is then taken.)
21. Dimensions of PDBS Length (in.) 24 inches Diameter (in.) 1.25 inches Filled 220 ml
22. Position of PDBS Weight
    ☐Attached to bottom of PDBS and suspended in well
    ☐Attached to bottom of deployment line and suspended in well
    ■Attached to bottom of deployment line and resting on bottom of well (preferred)
23. Position of PDBS in Well Screen (ft. from measuring point to center of PDBS)

1st PDBS	2nd PDBS	3rd PDBS	4th PDBS
approx. 90.22 ft (center of screen)			
5th PDBS	**6th PDBS**	**7th PDBS**	**8th PDBS**

24. If the saturated portion of the well screen or open hole is greater than 5 feet, has the well been vertically profiled to assess the potential for contaminant stratification?
    ☐ **No**, this well is being profiled during this sampling round
    ☐ **Yes**, this well was profiled already. Date when well was profiled: _____
25. If the saturated portion of the well screen or open hole is greater than 10 feet, has the well been flow tested to assess the potential for vertical flow to be present within the well?
    ■ **No**, flow testing has not been conducted in this well
    ☐ **Yes**, flow testing of this well was conducted. Date of testing: _____
    Type of flow meter used: _____
    Measurements taken every _____ feet **[Please Attach Results]**
26. Weather Conditions During Deployment Temp. 90° F Wind None ■Sunny ☐Overcast ☐Raining ☐Snowing
27. Weather Conditions During Retrieval Temp. 80° F Wind None ☐Sunny ■Overcast ☐Raining ☐Snowing

28. Field Sampling Technician: Name(s) and Company (please print clearly)

Name	Company
Roy Wagner, Tetra Tech	
Priscilla Merta, Tetra Tech, Andrew Kelly Tetra Tech	

New Jersey Department of Environmental Protection

Checklist for the Submission of Sampling Data for Passive Diffusion Bag Samplers (PDBS)

1. Site: Former Lockheed Electronics Company Site
2. Location: Watchung and North Plainfield, NJ
3. Well Designation: PZ-521S
4. Well Permit Number: 25-45029

5. Type of Well: ■Monitoring ☐Extraction ☐Residential ☐Public Supply ☐Irrigation ☐Other
6. Well Surface Finish: ☐Stick Up ■Flush Mount
7. Location of Measuring Point: ■Top of Casing ☐Other (specify) _____
8. **NOTE:** PDBS represent a point sample within the screened interval or open hole of the well. It is critical to know the exact depth within the well where the PDBS is deployed. Well construction specifications, which are typically used to determine where to set the PDBS in the well, are measured in feet below ground surface (fbgs). If the depth interval for PDBS deployment is measured from the reference point identified above, the difference between this reference point and the ground surface must be measured and accounted for to determine the proper depth interval to set the PDBS. Please identify below, any differences between the measuring point identified above and actual ground surface at the well head.

   Distance between measuring point and ground surface (ft.) 0.10 feet below grade
9. Total Well Depth (fbgs) 15.50 (TIC)
10. Screened interval/open hole (fbgs) 5.2 to 15.2
11. Well Casing: Diameter: 2 inch Material: ■PVC ☐Carbon Steel ☐Stainless Steel
12. Well Screen (or open hole diameter): Diameter: 2 inch Material: ■PVC ☐Carbon Steel ☐Stainless Steel
13. Screen Size (slot) Screen Slot Size _____

14. Date and Time of Deployment Date: 8/27/14 Time: 17:10
15. Depth to Ground Water Depth to ground water at time of deployment 3.71 feet below TIC
16. Date and Time of Retrieval Date: 9/11/14 Time: 14:25
17. Depth to Ground Water Depth to ground water at time of retrieval 3.91 feet below TIC
18. Type of Deployment Line Used Diameter: 0.25 inch Material: Nylon line

19. Material and Mass (oz.) of PDBS Weight Stainless Steel, approx. 16 oz. (stainless steel recommended)
20. Type of PDBS Used
    ■Lab Filled (Modified Trip Blank must be taken at time of deployment)
    ☐Field Filled (Modified equipment blank of fill water must be taken at time of deployment. If PDBS isn't filled at well head, blank must travel with samplers until last sampler is deployed. Blank is then taken.)
21. Dimensions of PDBS Length (in.) 24 inches Diameter (in.) 1.25 inches Filled 220 ml
22. Position of PDBS Weight
    ☐Attached to bottom of PDBS and suspended in well
    ☐Attached to bottom of deployment line and suspended in well
    ■Attached to bottom of deployment line and resting on bottom of well (preferred)
23. Position of PDBS in Well Screen (ft. from measuring point to center of PDBS)

1st PDBS	2nd PDBS	3rd PDBS	4th PDBS
approx. 10.50 ft (center of screen)			
5th PDBS	**6th PDBS**	**7th PDBS**	**8th PDBS**

24. If the saturated portion of the well screen or open hole is greater than 5 feet, has the well been vertically profiled to assess the potential for contaminant stratification?
    ☐ **No**, this well is being profiled during this sampling round
    ☐ **Yes**, this well was profiled already. Date when well was profiled: _____
25. If the saturated portion of the well screen or open hole is greater than 10 feet, has the well been flow tested to assess the potential for vertical flow to be present within the well?
    ■ **No**, flow testing has not been conducted in this well
    ☐ **Yes**, flow testing of this well was conducted. Date of testing: _____
    Type of flow meter used: _____
    Measurements taken every _____ feet **[Please Attach Results]**
26. Weather Conditions During Deployment Temp. 90° F Wind None ■Sunny ☐Overcast ☐Raining ☐Snowing
27. Weather Conditions During Retrieval Temp. 80° F Wind None ☐Sunny ■Overcast ☐Raining ☐Snowing

28. Field Sampling Technician: Name(s) and Company (please print clearly)

Name	Company
Roy Wagner, Tetra Tech	
Priscilla Merta, Tetra Tech, Andrew Kelly Tetra Tech	

New Jersey Department of Environmental Protection

Checklist for the Submission of Sampling Data for Passive Diffusion Bag Samplers (PDBS)

1. Site: Former Lockheed Electronics Company Site
2. Location: Watchung and North Plainfield, NJ
3. Well Designation: PZ-521I
4. Well Permit Number: 25-45028

5. Type of Well: ■Monitoring ☐Extraction ☐Residential ☐Public Supply ☐Irrigation ☐Other
6. Well Surface Finish: ☐Stick Up ■Flush Mount
7. Location of Measuring Point: ■Top of Casing ☐Other (specify) _____
8. **NOTE:** PDBS represent a point sample within the screened interval or open hole of the well. It is critical to know the exact depth within the well where the PDBS is deployed. Well construction specifications, which are typically used to determine where to set the PDBS in the well, are measured in feet below ground surface (fbgs). If the depth interval for PDBS deployment is measured from the reference point identified above, the difference between this reference point and the ground surface must be measured and accounted for to determine the proper depth interval to set the PDBS. Please identify below, any differences between the measuring point identified above and actual ground surface at the well head.

   Distance between measuring point and ground surface (ft.) 0.20 feet below grade
9. Total Well Depth (fbgs) 102.05 (TIC)
10. Screened interval/open hole (fbgs) 92.6 to 102.6
11. Well Casing: Diameter: 2 inch Material: ■PVC ☐Carbon Steel ☐Stainless Steel
12. Well Screen (or open hole diameter): Diameter: 2 inch Material: ■PVC ☐Carbon Steel ☐Stainless Steel
13. Screen Size (slot) Screen Slot Size _____

14. Date and Time of Deployment Date: 8/27/14 Time: 17:05
15. Depth to Ground Water Depth to ground water at time of deployment 6.02 feet below TIC
16. Date and Time of Retrieval Date: 9/11/14 Time: 14:30
17. Depth to Ground Water Depth to ground water at time of retrieval 5.93 feet below TIC
18. Type of Deployment Line Used Diameter: 0.25 inch Material: Nylon line

19. Material and Mass (oz.) of PDBS Weight Stainless Steel, approx. 16 oz. (stainless steel recommended)
20. Type of PDBS Used
    ■Lab Filled (Modified Trip Blank must be taken at time of deployment)
    ☐Field Filled (Modified equipment blank of fill water must be taken at time of deployment. If PDBS isn't filled at well head, blank must travel with samplers until last sampler is deployed. Blank is then taken.)
21. Dimensions of PDBS Length (in.) 24 inches Diameter (in.) 1.25 inches Filled 220 ml
22. Position of PDBS Weight
    ☐Attached to bottom of PDBS and suspended in well
    ☐Attached to bottom of deployment line and suspended in well
    ■Attached to bottom of deployment line and resting on bottom of well (preferred)
23. Position of PDBS in Well Screen (ft. from measuring point to center of PDBS)

1st PDBS	2nd PDBS	3rd PDBS	4th PDBS
approx. 97.05 ft (center of screen)			
5th PDBS	**6th PDBS**	**7th PDBS**	**8th PDBS**

24. If the saturated portion of the well screen or open hole is greater than 5 feet, has the well been vertically profiled to assess the potential for contaminant stratification?
    ☐ **No**, this well is being profiled during this sampling round
    ☐ **Yes**, this well was profiled already. Date when well was profiled: _____
25. If the saturated portion of the well screen or open hole is greater than 10 feet, has the well been flow tested to assess the potential for vertical flow to be present within the well?
    ■ **No**, flow testing has not been conducted in this well
    ☐ **Yes**, flow testing of this well was conducted. Date of testing: _____
    Type of flow meter used: _____
    Measurements taken every _____ feet **[Please Attach Results]**
26. Weather Conditions During Deployment Temp. 90° F Wind None ■Sunny ☐Overcast ☐Raining ☐Snowing
27. Weather Conditions During Retrieval Temp. 80° F Wind None ☐Sunny ■Overcast ☐Raining ☐Snowing

28. Field Sampling Technician: Name(s) and Company (please print clearly)

Name	Company
Roy Wagner, Tetra Tech	
Priscilla Merta, Tetra Tech, Andrew Kelly Tetra Tech	

New Jersey Department of Environmental Protection

Checklist for the Submission of Sampling Data for Passive Diffusion Bag Samplers (PDBS)

1. Site: Former Lockheed Electronics Company Site
2. Location: Watchung and North Plainfield, NJ
3. Well Designation: PZ-522S
4. Well Permit Number: 25-45020

5. Type of Well: ■Monitoring ☐Extraction ☐Residential ☐Public Supply ☐Irrigation ☐Other
6. Well Surface Finish: ☐Stick Up ■Flush Mount
7. Location of Measuring Point: ■Top of Casing ☐Other (specify) _____
8. **NOTE:** PDBS represent a point sample within the screened interval or open hole of the well. It is critical to know the exact depth within the well where the PDBS is deployed. Well construction specifications, which are typically used to determine where to set the PDBS in the well, are measured in feet below ground surface (fbgs). If the depth interval for PDBS deployment is measured from the reference point identified above, the difference between this reference point and the ground surface must be measured and accounted for to determine the proper depth interval to set the PDBS. Please identify below, any differences between the measuring point identified above and actual ground surface at the well head.

   Distance between measuring point and ground surface (ft.) 0.28 feet below grade
9. Total Well Depth (fbgs) 17.41 (TIC)
10. Screened interval/open hole (fbgs) 7.7 to 17.7
11. Well Casing: Diameter: 2 inch Material: ■PVC ☐Carbon Steel ☐Stainless Steel
12. Well Screen (or open hole diameter): Diameter: 2 inch Material: ■PVC ☐Carbon Steel ☐Stainless Steel
13. Screen Size (slot) Screen Slot Size _____

14. Date and Time of Deployment Date: 8/27/14 Time: 16:20
15. Depth to Ground Water Depth to ground water at time of deployment 7.12 feet below TIC
16. Date and Time of Retrieval Date: 9/11/14 Time: 12:35
17. Depth to Ground Water Depth to ground water at time of retrieval 7.26 feet below TIC
18. Type of Deployment Line Used Diameter: 0.25 inch Material: Nylon line

19. Material and Mass (oz.) of PDBS Weight Stainless Steel, approx. 16 oz. (stainless steel recommended)
20. Type of PDBS Used
    ■Lab Filled (Modified Trip Blank must be taken at time of deployment)
    ☐Field Filled (Modified equipment blank of fill water must be taken at time of deployment. If PDBS isn't filled at well head, blank must travel with samplers until last sampler is deployed. Blank is then taken.)
21. Dimensions of PDBS Length (in.) 24 inches Diameter (in.) 1.25 inches Filled 220 ml
22. Position of PDBS Weight
    ☐Attached to bottom of PDBS and suspended in well
    ☐Attached to bottom of deployment line and suspended in well
    ■Attached to bottom of deployment line and resting on bottom of well (preferred)
23. Position of PDBS in Well Screen (ft. from measuring point to center of PDBS)

1st PDBS	2nd PDBS	3rd PDBS	4th PDBS
approx. 12.41 ft (center of screen)			
5th PDBS	**6th PDBS**	**7th PDBS**	**8th PDBS**

24. If the saturated portion of the well screen or open hole is greater than 5 feet, has the well been vertically profiled to assess the potential for contaminant stratification?
    ☐ **No**, this well is being profiled during this sampling round
    ☐ **Yes**, this well was profiled already. Date when well was profiled: _____
25. If the saturated portion of the well screen or open hole is greater than 10 feet, has the well been flow tested to assess the potential for vertical flow to be present within the well?
    ■ **No**, flow testing has not been conducted in this well
    ☐ **Yes**, flow testing of this well was conducted. Date of testing: _____
    Type of flow meter used: _____
    Measurements taken every _____ feet **[Please Attach Results]**
26. Weather Conditions During Deployment Temp. 90° F Wind None ■Sunny ☐Overcast ☐Raining ☐Snowing
27. Weather Conditions During Retrieval Temp. 80° F Wind None ☐Sunny ■Overcast ☐Raining ☐Snowing

28. Field Sampling Technician: Name(s) and Company (please print clearly)

Name	Company
Roy Wagner, Tetra Tech	
Priscilla Merta, Tetra Tech, Andrew Kelly Tetra Tech	

New Jersey Department of Environmental Protection

Checklist for the Submission of Sampling Data for Passive Diffusion Bag Samplers (PDBS)

1. Site: Former Lockheed Electronics Company Site
2. Location: Watchung and North Plainfield, NJ
3. Well Designation: PZ-522I
4. Well Permit Number: 25-45019

5. Type of Well: ■Monitoring ☐Extraction ☐Residential ☐Public Supply ☐Irrigation ☐Other
6. Well Surface Finish: ☐Stick Up ■Flush Mount
7. Location of Measuring Point: ■Top of Casing ☐Other (specify) _____
8. **NOTE:** PDBS represent a point sample within the screened interval or open hole of the well. It is critical to know the exact depth within the well where the PDBS is deployed. Well construction specifications, which are typically used to determine where to set the PDBS in the well, are measured in feet below ground surface (fbgs). If the depth interval for PDBS deployment is measured from the reference point identified above, the difference between this reference point and the ground surface must be measured and accounted for to determine the proper depth interval to set the PDBS. Please identify below, any differences between the measuring point identified above and actual ground surface at the well head.

   Distance between measuring point and ground surface (ft.) 0.28 feet below grade
9. Total Well Depth (fbgs) 99.80 (TIC)
10. Screened interval/open hole (fbgs) 91 to 101
11. Well Casing: Diameter: 2 inch Material: ■PVC ☐Carbon Steel ☐Stainless Steel
12. Well Screen (or open hole diameter): Diameter: 2 inch Material: ■PVC ☐Carbon Steel ☐Stainless Steel
13. Screen Size (slot) Screen Slot Size _____

14. Date and Time of Deployment Date: 8/27/14 Time: 16:15
15. Depth to Ground Water Depth to ground water at time of deployment 10.66 feet below TIC
16. Date and Time of Retrieval Date: 9/11/14 Time: 12:40
17. Depth to Ground Water Depth to ground water at time of retrieval 10.57 feet below TIC
18. Type of Deployment Line Used Diameter: 0.25 inch Material: Nylon line

19. Material and Mass (oz.) of PDBS Weight Stainless Steel, approx. 16 oz. (stainless steel recommended)
20. Type of PDBS Used
    ■Lab Filled (Modified Trip Blank must be taken at time of deployment)
    ☐Field Filled (Modified equipment blank of fill water must be taken at time of deployment. If PDBS isn't filled at well head, blank must travel with samplers until last sampler is deployed. Blank is then taken.)
21. Dimensions of PDBS Length (in.) 24 inches Diameter (in.) 1.25 inches Filled 220 ml
22. Position of PDBS Weight
    ☐Attached to bottom of PDBS and suspended in well
    ☐Attached to bottom of deployment line and suspended in well
    ■Attached to bottom of deployment line and resting on bottom of well (preferred)
23. Position of PDBS in Well Screen (ft. from measuring point to center of PDBS)

1st PDBS	2nd PDBS	3rd PDBS	4th PDBS
approx. 94.80 ft (center of screen)			

5th PDBS	6th PDBS	7th PDBS	8th PDBS

24. If the saturated portion of the well screen or open hole is greater than 5 feet, has the well been vertically profiled to assess the potential for contaminant stratification?
    ☐ **No**, this well is being profiled during this sampling round
    ☐ **Yes**, this well was profiled already. Date when well was profiled: _____
25. If the saturated portion of the well screen or open hole is greater than 10 feet, has the well been flow tested to assess the potential for vertical flow to be present within the well?
    ■ **No**, flow testing has not been conducted in this well
    ☐ **Yes**, flow testing of this well was conducted. Date of testing: _____
    Type of flow meter used: _____
    Measurements taken every _____ feet **[Please Attach Results]**
26. Weather Conditions During Deployment Temp. 90° F Wind None ■Sunny ☐Overcast ☐Raining ☐Snowing
27. Weather Conditions During Retrieval Temp. 80° F Wind None ☐Sunny ■Overcast ☐Raining ☐Snowing

28. Field Sampling Technician: Name(s) and Company (please print clearly)

Name	Company
Roy Wagner	Tetra Tech
Priscilla Merta, Andrew Kelly	Tetra Tech

New Jersey Department of Environmental Protection

Checklist for the Submission of Sampling Data for Passive Diffusion Bag Samplers (PDBS)

1. Site: Former Lockheed Electronics Company Site
2. Location: Watchung and North Plainfield, NJ
3. Well Designation: PZ-522D
4. Well Permit Number: 25-45018

5. Type of Well: ■Monitoring ☐Extraction ☐Residential ☐Public Supply ☐Irrigation ☐Other
6. Well Surface Finish: ☐Stick Up ■Flush Mount
7. Location of Measuring Point: ■Top of Casing ☐Other (specify) _____
8. **NOTE:** PDBS represent a point sample within the screened interval or open hole of the well. It is critical to know the exact depth within the well where the PDBS is deployed. Well construction specifications, which are typically used to determine where to set the PDBS in the well, are measured in feet below ground surface (fbgs). If the depth interval for PDBS deployment is measured from the reference point identified above, the difference between this reference point and the ground surface must be measured and accounted for to determine the proper depth interval to set the PDBS. Please identify below, any differences between the measuring point identified above and actual ground surface at the well head.

   Distance between measuring point and ground surface (ft.) 0.30 feet below grade
9. Total Well Depth (fbgs) 195.95 (TIC)
10. Screened interval/open hole (fbgs) 187.7 to 197.7
11. Well Casing: Diameter: 2 inch Material: ■PVC ☐Carbon Steel ☐Stainless Steel
12. Well Screen (or open hole diameter): Diameter: 2 inch Material: ■PVC ☐Carbon Steel ☐Stainless Steel
13. Screen Size (slot) Screen Slot Size _____

14. Date and Time of Deployment Date: 8/27/14 Time: 16:25
15. Depth to Ground Water Depth to ground water at time of deployment 11.61 feet below TIC
16. Date and Time of Retrieval Date: 9/11/14 Time: 12:45
17. Depth to Ground Water Depth to ground water at time of retrieval 11.91 feet below TIC
18. Type of Deployment Line Used Diameter: 0.25 inch Material: Nylon line

19. Material and Mass (oz.) of PDBS Weight Stainless Steel, approx. 16 oz. (stainless steel recommended)
20. Type of PDBS Used
    ■Lab Filled (Modified Trip Blank must be taken at time of deployment)
    ☐Field Filled (Modified equipment blank of fill water must be taken at time of deployment. If PDBS isn't filled at well head, blank must travel with samplers until last sampler is deployed. Blank is then taken.)
21. Dimensions of PDBS Length (in.) 24 inches Diameter (in.) 1.25 inches Filled 220 ml
22. Position of PDBS Weight
    ☐Attached to bottom of PDBS and suspended in well
    ☐Attached to bottom of deployment line and suspended in well
    ■Attached to bottom of deployment line and resting on bottom of well (preferred)
23. Position of PDBS in Well Screen (ft. from measuring point to center of PDBS)

1st PDBS	2nd PDBS	3rd PDBS	4th PDBS
approx. 190.95 ft (center of screen)			
5th PDBS	**6th PDBS**	**7th PDBS**	**8th PDBS**

24. If the saturated portion of the well screen or open hole is greater than 5 feet, has the well been vertically profiled to assess the potential for contaminant stratification?
    ☐ **No**, this well is being profiled during this sampling round
    ☐ **Yes**, this well was profiled already. Date when well was profiled: _____
25. If the saturated portion of the well screen or open hole is greater than 10 feet, has the well been flow tested to assess the potential for vertical flow to be present within the well?
    ■ **No**, flow testing has not been conducted in this well
    ☐ **Yes**, flow testing of this well was conducted. Date of testing: _____
    Type of flow meter used: _____
    Measurements taken every _____ feet **[Please Attach Results]**
26. Weather Conditions During Deployment Temp. 90° F Wind None ■Sunny ☐Overcast ☐Raining ☐Snowing
27. Weather Conditions During Retrieval Temp. 80° F Wind None ☐Sunny ■Overcast ☐Raining ☐Snowing

28. Field Sampling Technician: Name(s) and Company (please print clearly)

Name	Company
Roy Wagner	Tetra Tech
Priscilla Merta, Andrew Kelly	Tetra Tech

New Jersey Department of Environmental Protection

Checklist for the Submission of Sampling Data for Passive Diffusion Bag Samplers (PDBS)

1. Site: Former Lockheed Electronics Company Site
2. Location: Watchung and North Plainfield, NJ
3. Well Designation: PZ-524S
4. Well Permit Number: 25-45026

5. Type of Well: ■ Monitoring ☐ Extraction ☐ Residential ☐ Public Supply ☐ Irrigation ☐ Other
6. Well Surface Finish: ☐ Stick Up ■ Flush Mount
7. Location of Measuring Point: ■ Top of Casing ☐ Other (specify) _____
8. **NOTE:** PDBS represent a point sample within the screened interval or open hole of the well. It is critical to know the exact depth within the well where the PDBS is deployed. Well construction specifications, which are typically used to determine where to set the PDBS in the well, are measured in feet below ground surface (fbgs). If the depth interval for PDBS deployment is measured from the reference point identified above, the difference between this reference point and the ground surface must be measured and accounted for to determine the proper depth interval to set the PDBS. Please identify below, any differences between the measuring point identified above and actual ground surface at the well head.

   Distance between measuring point and ground surface (ft.) 0.16 feet below grade
9. Total Well Depth (fbgs) 13.22 (TIC)
10. Screened interval/open hole (fbgs) 4.7 to 14.7
11. Well Casing: Diameter: 2 inch Material: ■ PVC ☐ Carbon Steel ☐ Stainless Steel
12. Well Screen (or open hole diameter): Diameter: 2 inch Material: ■ PVC ☐ Carbon Steel ☐ Stainless Steel
13. Screen Size (slot) Screen Slot Size _____

14. Date and Time of Deployment Date: 8/27/14 Time: 15:20
15. Depth to Ground Water Depth to ground water at time of deployment 5.18 feet below TIC
16. Date and Time of Retrieval Date: 9/11/14 Time: 11:50
17. Depth to Ground Water Depth to ground water at time of retrieval 5.18 feet below TIC
18. Type of Deployment Line Used Diameter: 0.25 inch Material: Nylon line

19. Material and Mass (oz.) of PDBS Weight Stainless Steel, approx. 16 oz. (stainless steel recommended)
20. Type of PDBS Used
    ■ Lab Filled (Modified Trip Blank must be taken at time of deployment)
    ☐ Field Filled (Modified equipment blank of fill water must be taken at time of deployment. If PDBS isn't filled at well head, blank must travel with samplers until last sampler is deployed. Blank is then taken.)
21. Dimensions of PDBS Length (in.) 24 inches Diameter (in.) 1.25 inches Filled 220 ml
22. Position of PDBS Weight
    ☐ Attached to bottom of PDBS and suspended in well
    ☐ Attached to bottom of deployment line and suspended in well
    ■ Attached to bottom of deployment line and resting on bottom of well (preferred)
23. Position of PDBS in Well Screen (ft. from measuring point to center of PDBS)

1st PDBS	2nd PDBS	3rd PDBS	4th PDBS
2.5 ft. bgs.			

5th PDBS	6th PDBS	7th PDBS	8th PDBS

24. If the saturated portion of the well screen or open hole is greater than 5 feet, has the well been vertically profiled to assess the potential for contaminant stratification?
    ☐ **No**, this well is being profiled during this sampling round
    ☐ **Yes**, this well was profiled already. Date when well was profiled: _____
25. If the saturated portion of the well screen or open hole is greater than 10 feet, has the well been flow tested to assess the potential for vertical flow to be present within the well?
    ■ **No**, flow testing has not been conducted in this well
    ☐ **Yes**, flow testing of this well was conducted. Date of testing: _____
    Type of flow meter used: _____
    Measurements taken every _____ feet **[Please Attach Results]**
26. Weather Conditions During Deployment Temp. 90° F Wind None ■ Sunny ☐ Overcast ☐ Raining ☐ Snowing
27. Weather Conditions During Retrieval Temp. 80° F Wind None ☐ Sunny ■ Overcast ☐ Raining ☐ Snowing

28. Field Sampling Technician: Name(s) and Company (please print clearly)

Name	Company
Roy Wagner	Tetra Tech
Priscilla Merta, Andrew Kelly	Tetra Tech

New Jersey Department of Environmental Protection

Checklist for the Submission of Sampling Data for Passive Diffusion Bag Samplers (PDBS)

1. Site: Former Lockheed Electronics Company Site
2. Location: Watchung and North Plainfield, NJ
3. Well Designation: PZ-524I
4. Well Permit Number: 25-45025

5. Type of Well: ■Monitoring ☐Extraction ☐Residential ☐Public Supply ☐Irrigation ☐Other
6. Well Surface Finish: ☐Stick Up ■Flush Mount
7. Location of Measuring Point: ■Top of Casing ☐Other (specify) _____
8. **NOTE:** PDBS represent a point sample within the screened interval or open hole of the well. It is critical to know the exact depth within the well where the PDBS is deployed. Well construction specifications, which are typically used to determine where to set the PDBS in the well, are measured in feet below ground surface (fbgs). If the depth interval for PDBS deployment is measured from the reference point identified above, the difference between this reference point and the ground surface must be measured and accounted for to determine the proper depth interval to set the PDBS. Please identify below, any differences between the measuring point identified above and actual ground surface at the well head.

   Distance between measuring point and ground surface (ft.) 0.23 feet below grade
9. Total Well Depth (fbgs) 94.17 (TIC)
10. Screened interval/open hole (fbgs) 87.7 to 97.7
11. Well Casing: Diameter: 2 inch Material: ■PVC ☐Carbon Steel ☐Stainless Steel
12. Well Screen (or open hole diameter): Diameter: 2 inch Material: ■PVC ☐Carbon Steel ☐Stainless Steel
13. Screen Size (slot) Screen Slot Size _____

14. Date and Time of Deployment Date: 8/27/14 Time: 15:15
15. Depth to Ground Water Depth to ground water at time of deployment 6.01 feet below TIC
16. Date and Time of Retrieval Date: 9/11/14 Time: 11:55
17. Depth to Ground Water Depth to ground water at time of retrieval 6.11 feet below TIC
18. Type of Deployment Line Used Diameter: 0.25 inch Material: Nylon line

19. Material and Mass (oz.) of PDBS Weight Stainless Steel, approx. 16 oz. (stainless steel recommended)
20. Type of PDBS Used
    ■Lab Filled (Modified Trip Blank must be taken at time of deployment)
    ☐Field Filled (Modified equipment blank of fill water must be taken at time of deployment. If PDBS isn't filled at well head, blank must travel with samplers until last sampler is deployed. Blank is then taken.)
21. Dimensions of PDBS Length (in.) 24 inches Diameter (in.) 1.25 inches Filled 220 ml
22. Position of PDBS Weight
    ☐Attached to bottom of PDBS and suspended in well
    ☐Attached to bottom of deployment line and suspended in well
    ■Attached to bottom of deployment line and resting on bottom of well (preferred)
23. Position of PDBS in Well Screen (ft. from measuring point to center of PDBS)

1st PDBS	2nd PDBS	3rd PDBS	4th PDBS
2.5 ft. bgs.			

5th PDBS	6th PDBS	7th PDBS	8th PDBS

24. If the saturated portion of the well screen or open hole is greater than 5 feet, has the well been vertically profiled to assess the potential for contaminant stratification?
    ☐ **No**, this well is being profiled during this sampling round
    ☐ **Yes**, this well was profiled already. Date when well was profiled: _____
25. If the saturated portion of the well screen or open hole is greater than 10 feet, has the well been flow tested to assess the potential for vertical flow to be present within the well?
    ■ **No**, flow testing has not been conducted in this well
    ☐ **Yes**, flow testing of this well was conducted. Date of testing: _____
    Type of flow meter used: _____
    Measurements taken every _____ feet **[Please Attach Results]**
26. Weather Conditions During Deployment Temp. 90° F Wind None ■Sunny ☐Overcast ☐Raining ☐Snowing
27. Weather Conditions During Retrieval Temp. 80° F Wind None ☐Sunny ■Overcast ☐Raining ☐Snowing

28. Field Sampling Technician: Name(s) and Company (please print clearly)

Name	Company
Andrew Kelly	Tetra Tech
Priscilla Merta, Andrew Kelly	Tetra Tech

New Jersey Department of Environmental Protection

Checklist for the Submission of Sampling Data for Passive Diffusion Bag Samplers (PDBS)

1. Site: Former Lockheed Electronics Company Site
2. Location: Watchung and North Plainfield, NJ
3. Well Designation: PZ-524D
4. Well Permit Number: 25-45024

5. Type of Well: ■Monitoring ☐Extraction ☐Residential ☐Public Supply ☐Irrigation ☐Other
6. Well Surface Finish: ☐Stick Up ■Flush Mount
7. Location of Measuring Point: ■Top of Casing ☐Other (specify) _____
8. **NOTE:** PDBS represent a point sample within the screened interval or open hole of the well. It is critical to know the exact depth within the well where the PDBS is deployed. Well construction specifications, which are typically used to determine where to set the PDBS in the well, are measured in feet below ground surface (fbgs). If the depth interval for PDBS deployment is measured from the reference point identified above, the difference between this reference point and the ground surface must be measured and accounted for to determine the proper depth interval to set the PDBS. Please identify below, any differences between the measuring point identified above and actual ground surface at the well head.

   Distance between measuring point and ground surface (ft.) 0.29 feet below grade
9. Total Well Depth (fbgs) 192.3 (TIC)
10. Screened interval/open hole (fbgs) 185.7 to 195.7
11. Well Casing: Diameter: 2 inch Material: ■PVC ☐Carbon Steel ☐Stainless Steel
12. Well Screen (or open hole diameter): Diameter: 2 inch Material: ■PVC ☐Carbon Steel ☐Stainless Steel
13. Screen Size (slot) Screen Slot Size _____

14. Date and Time of Deployment Date: 8/27/14 Time: 15:10
15. Depth to Ground Water Depth to ground water at time of deployment 5.00 feet below TIC
16. Date and Time of Retrieval Date: 9/11/14 Time: 12:00
17. Depth to Ground Water Depth to ground water at time of retrieval 4.78 feet below TIC
18. Type of Deployment Line Used Diameter: 0.25 inch Material: Nylon line

19. Material and Mass (oz.) of PDBS Weight Stainless Steel, approx. 16 oz. (stainless steel recommended)
20. Type of PDBS Used
    ■Lab Filled (Modified Trip Blank must be taken at time of deployment)
    ☐Field Filled (Modified equipment blank of fill water must be taken at time of deployment. If PDBS isn't filled at well head, blank must travel with samplers until last sampler is deployed. Blank is then taken.)
21. Dimensions of PDBS Length (in.) 24 inches Diameter (in.) 1.25 inches Filled 220 ml
22. Position of PDBS Weight
    ☐Attached to bottom of PDBS and suspended in well
    ☐Attached to bottom of deployment line and suspended in well
    ■Attached to bottom of deployment line and resting on bottom of well (preferred)
23. Position of PDBS in Well Screen (ft. from measuring point to center of PDBS)

1st PDBS	2nd PDBS	3rd PDBS	4th PDBS
2.5 ft. bgs.			

5th PDBS	6th PDBS	7th PDBS	8th PDBS

24. If the saturated portion of the well screen or open hole is greater than 5 feet, has the well been vertically profiled to assess the potential for contaminant stratification?
    ☐ **No**, this well is being profiled during this sampling round
    ☐ **Yes**, this well was profiled already. Date when well was profiled: _____
25. If the saturated portion of the well screen or open hole is greater than 10 feet, has the well been flow tested to assess the potential for vertical flow to be present within the well?
    ■ **No**, flow testing has not been conducted in this well
    ☐ **Yes**, flow testing of this well was conducted. Date of testing: _____
    Type of flow meter used: _____
    Measurements taken every _____ feet **[Please Attach Results]**
26. Weather Conditions During Deployment Temp. 90° F Wind None ■Sunny ☐Overcast ☐Raining ☐Snowing
27. Weather Conditions During Retrieval Temp. 80° F Wind None ☐Sunny ■Overcast ☐Raining ☐Snowing

28. Field Sampling Technician: Name(s) and Company (please print clearly)

Name	Company
Andrew Kelly, Tetra Tech	
Priscilla Merta, Tetra Tech, Andrew Kelly, Tetra Tech	

APPENDIX H — LABORATORY ANALYTICAL DATA REPORTS

TestAmerica
THE LEADER IN ENVIRONMENTAL TESTING

ANALYTICAL REPORT

Job Number: 460-68679-1

Job Description: LMC - N. Plainfield

For:
Tetra Tech GEO
One Salem Square
295 Route 22 East
Suite 104E
Whitehouse Station, NJ 08889

Attention: Mr. Steve Feldmann

Maegen Pane

Approved for release.
Maegen C Pane
Project Management Assistant I
12/31/2013 8:37 AM

Designee for
Melissa Haas, Project Manager I
777 New Durham Road, Edison, NJ, 08817
(203)944-1310
melissa.haas@testamericainc.com
12/31/2013

The test results in this report meet all NELAP requirements unless specified within the case narrative. Pursuant to NELAP, this report may not be reproduced, except in full, without the written approval of the laboratory. All questions regarding this report should be directed to the TestAmerica Edison Project Manager.

TestAmerica Edison Certifications and Approvals: Connecticut: CTDOH #PH-0200, New Jersey: NJDEP (NELAP) #12028, New York: NYDOH (NELAP) #11452, NYDOH (ELAP) #11452, Pennsylvania: PADEP (NELAP) 68-00522 and Rhode Island: RIDOH LAO00132

Table of Contents

Cover Title Page 1

Data Summaries 4

Report Narrative 4

Sample Summary 5

Executive Summary 6

Method Summary 7

Method / Analyst Summary 8

Sample Datasheets 9

Data Qualifiers 13

Lab Chronicle 14

Certification Summary 16

Organic Sample Data 17

GC/MS VOA 17

Method 8260B 17

Method 8260B QC Summary 18

Method 8260B Sample Data 27

Standards Data 37

Method 8260B ICAL Data 37

Method 8260B CCAL Data 51

Raw QC Data 55

Method 8260B Blank Data 55

Method 8260B LCS/LCSD Data 60

Method 8260B MS/MSD Data 66

Method 8260B Run Logs 70

Shipping and Receiving Documents 72

Client Chain of Custody 73

Table of Contents

Sample Receipt Checklist 75

Comments
No additional comments.

Receipt
The samples were received on 12/18/2013 12:05 PM; the samples arrived in good condition, properly preserved and, where required, on ice. The temperature of the cooler at receipt was 1.1° C.

GC/MS VOA
No analytical or quality issues were noted.

VOA Prep
No analytical or quality issues were noted.

SAMPLE SUMMARY

Client: Tetra Tech GEO

Job Number: 460-68679-1

Lab Sample ID	Client Sample ID	Client Matrix	Date/Time Sampled	Date/Time Received
460-68679-1	PDB-BLANK 121713	Water	12/17/2013 1310	12/18/2013 1205
460-68679-2TB	TB-121713	Water	12/17/2013 1310	12/18/2013 1205

EXECUTIVE SUMMARY - Detections

Client: Tetra Tech GEO

Job Number: 460-68679-1

Lab Sample ID Analyte	Client Sample ID	Result	Qualifier	Reporting Limit	Units	Method

No Detections

METHOD SUMMARY

Client: Tetra Tech GEO

Job Number: 460-68679-1

Description	Lab Location	Method	Preparation Method
Matrix: Water			
Volatile Organic Compounds (GC/MS)	TAL EDI	SW846 8260B	
Purge and Trap	TAL EDI		SW846 5030B

Lab References:

TAL EDI = TestAmerica Edison

Method References:

SW846 = "Test Methods For Evaluating Solid Waste, Physical/Chemical Methods", Third Edition, November 1986 And Its Updates.

METHOD / ANALYST SUMMARY

Client: Tetra Tech GEO

Job Number: 460-68679-1

Method	Analyst	Analyst ID
SW846 8260B	Desai, Saurab	SZD

Client: Tetra Tech GEO

Job Number: 460-68679-1

Client Sample ID: **PDB-BLANK 121713**

Lab Sample ID: 460-68679-1
Client Matrix: Water

Date Sampled: 12/17/2013 1310
Date Received: 12/18/2013 1205

8260B Volatile Organic Compounds (GC/MS)

Analysis Method:	8260B	Analysis Batch:	460-200539	Instrument ID:	CVOAMS10
Prep Method:	5030B	Prep Batch:	N/A	Lab File ID:	R11146.D
Dilution:	1.0			Initial Weight/Volume:	5 mL
Analysis Date:	12/30/2013 1227			Final Weight/Volume:	5 mL
Prep Date:	12/30/2013 1227				

Analyte	Result (ug/L)	Qualifier	MDL	RL
Chloromethane	0.10	U	0.10	1.0
Bromomethane	0.18	U	0.18	1.0
Vinyl chloride	0.14	U	0.14	1.0
Chloroethane	0.17	U	0.17	1.0
Methylene Chloride	0.18	U	0.18	1.0
Acetone	2.7	U	2.7	5.0
Carbon disulfide	0.13	U	0.13	1.0
1,1-Dichloroethene	0.090	U	0.090	1.0
1,1-Dichloroethane	0.13	U	0.13	1.0
trans-1,2-Dichloroethene	0.13	U	0.13	1.0
cis-1,2-Dichloroethene	0.18	U	0.18	1.0
Chloroform	0.080	U	0.080	1.0
1,2-Dichloroethane	0.19	U	0.19	1.0
2-Butanone	2.3	U	2.3	5.0
1,1,1-Trichloroethane	0.060	U	0.060	1.0
Carbon tetrachloride	0.060	U	0.060	1.0
Bromodichloromethane	0.12	U	0.12	1.0
1,2-Dichloropropane	0.090	U	0.090	1.0
cis-1,3-Dichloropropene	0.18	U	0.18	1.0
Trichloroethene	0.090	U	0.090	1.0
Dibromochloromethane	0.20	U	0.20	1.0
1,1,2-Trichloroethane	0.19	U	0.19	1.0
Benzene	0.080	U	0.080	1.0
trans-1,3-Dichloropropene	0.24	U	0.24	1.0
Bromoform	0.19	U	0.19	1.0
4-Methyl-2-pentanone	0.99	U	0.99	5.0
2-Hexanone	0.50	U	0.50	5.0
Tetrachloroethene	0.10	U	0.10	1.0
1,1,2,2-Tetrachloroethane	0.16	U	0.16	1.0
Toluene	0.15	U	0.15	1.0
Chlorobenzene	0.11	U	0.11	1.0
Ethylbenzene	0.10	U	0.10	1.0
Styrene	0.12	U	0.12	1.0
Xylenes, Total	0.13	U	0.13	3.0

Surrogate	%Rec	Qualifier	Acceptance Limits
1,2-Dichloroethane-d4 (Surr)	105		70 - 130
Bromofluorobenzene	92		70 - 130
Toluene-d8 (Surr)	100		70 - 130
Dibromofluoromethane (Surr)	104		70 - 130

Client: Tetra Tech GEO

Job Number: 460-68679-1

Client Sample ID: **PDB-BLANK 121713**

Lab Sample ID: 460-68679-1
Client Matrix: Water

Date Sampled: 12/17/2013 1310
Date Received: 12/18/2013 1205

8260B Volatile Organic Compounds (GC/MS)

Analysis Method:	8260B	Analysis Batch:	460-200539	Instrument ID:	CVOAMS10
Prep Method:	5030B	Prep Batch:	N/A	Lab File ID:	R11146.D
Dilution:	1.0			Initial Weight/Volume:	5 mL
Analysis Date:	12/30/2013 1227			Final Weight/Volume:	5 mL
Prep Date:	12/30/2013 1227				

Tentatively Identified Compounds **Number TIC's Found:** **0**

Cas Number	Analyte	RT	Est. Result (ug/L)	Qualifier
	Tentatively Identified Compound		None	

Client: Tetra Tech GEO

Job Number: 460-68679-1

Client Sample ID: **TB-121713**

Lab Sample ID: 460-68679-2TB
Client Matrix: Water

Date Sampled: 12/17/2013 1310
Date Received: 12/18/2013 1205

8260B Volatile Organic Compounds (GC/MS)

Analysis Method:	8260B	Analysis Batch:	460-200539	Instrument ID:	CVOAMS10
Prep Method:	5030B	Prep Batch:	N/A	Lab File ID:	R11147.D
Dilution:	1.0			Initial Weight/Volume:	5 mL
Analysis Date:	12/30/2013 1252			Final Weight/Volume:	5 mL
Prep Date:	12/30/2013 1252				

Analyte	Result (ug/L)	Qualifier	MDL	RL
Chloromethane	0.10	U	0.10	1.0
Bromomethane	0.18	U	0.18	1.0
Vinyl chloride	0.14	U	0.14	1.0
Chloroethane	0.17	U	0.17	1.0
Methylene Chloride	0.18	U	0.18	1.0
Acetone	2.7	U	2.7	5.0
Carbon disulfide	0.13	U	0.13	1.0
1,1-Dichloroethene	0.090	U	0.090	1.0
1,1-Dichloroethane	0.13	U	0.13	1.0
trans-1,2-Dichloroethene	0.13	U	0.13	1.0
cis-1,2-Dichloroethene	0.18	U	0.18	1.0
Chloroform	0.080	U	0.080	1.0
1,2-Dichloroethane	0.19	U	0.19	1.0
2-Butanone	2.3	U	2.3	5.0
1,1,1-Trichloroethane	0.060	U	0.060	1.0
Carbon tetrachloride	0.060	U	0.060	1.0
Bromodichloromethane	0.12	U	0.12	1.0
1,2-Dichloropropane	0.090	U	0.090	1.0
cis-1,3-Dichloropropene	0.18	U	0.18	1.0
Trichloroethene	0.090	U	0.090	1.0
Dibromochloromethane	0.20	U	0.20	1.0
1,1,2-Trichloroethane	0.19	U	0.19	1.0
Benzene	0.080	U	0.080	1.0
trans-1,3-Dichloropropene	0.24	U	0.24	1.0
Bromoform	0.19	U	0.19	1.0
4-Methyl-2-pentanone	0.99	U	0.99	5.0
2-Hexanone	0.50	U	0.50	5.0
Tetrachloroethene	0.10	U	0.10	1.0
1,1,2,2-Tetrachloroethane	0.16	U	0.16	1.0
Toluene	0.15	U	0.15	1.0
Chlorobenzene	0.11	U	0.11	1.0
Ethylbenzene	0.10	U	0.10	1.0
Styrene	0.12	U	0.12	1.0
Xylenes, Total	0.13	U	0.13	3.0

Surrogate	%Rec	Qualifier	Acceptance Limits
1,2-Dichloroethane-d4 (Surr)	106		70 - 130
Bromofluorobenzene	92		70 - 130
Toluene-d8 (Surr)	100		70 - 130
Dibromofluoromethane (Surr)	104		70 - 130

Client: Tetra Tech GEO

Job Number: 460-68679-1

Client Sample ID: **TB-121713**

Lab Sample ID: 460-68679-2TB
Client Matrix: Water

Date Sampled: 12/17/2013 1310
Date Received: 12/18/2013 1205

8260B Volatile Organic Compounds (GC/MS)

Analysis Method:	8260B	Analysis Batch:	460-200539	Instrument ID:	CVOAMS10
Prep Method:	5030B	Prep Batch:	N/A	Lab File ID:	R11147.D
Dilution:	1.0			Initial Weight/Volume:	5 mL
Analysis Date:	12/30/2013 1252			Final Weight/Volume:	5 mL
Prep Date:	12/30/2013 1252				

Tentatively Identified Compounds **Number TIC's Found:** **0**

Cas Number	Analyte	RT	Est. Result (ug/L)	Qualifier
	Tentatively Identified Compound		None	

DATA REPORTING QUALIFIERS

Client: Tetra Tech GEO Job Number: 460-68679-1

Lab Section	Qualifier	Description
GC/MS VOA		
	U	Indicates the analyte was analyzed for but not detected.

Client: Tetra Tech GEO Job Number: 460-68679-1

Laboratory Chronicle

Lab ID: 460-68679-1 **Client ID:** PDB-BLANK 121713

Sample Date/Time: 12/17/2013 13:10 Received Date/Time: 12/18/2013 12:05

Method	Bottle ID	Run	Analysis Batch	Prep Batch	Date Prepared / Analyzed	Dil	Lab	Analyst
P:5030B	460-68679-B-1		460-200539		12/30/2013 12:27	1	TAL EDI	SZD
A:8260B	460-68679-B-1		460-200539		12/30/2013 12:27	1	TAL EDI	SZD

Lab ID: 460-68679-2 **Client ID:** TB-121713

Sample Date/Time: 12/17/2013 13:10 Received Date/Time: 12/18/2013 12:05

Method	Bottle ID	Run	Analysis Batch	Prep Batch	Date Prepared / Analyzed	Dil	Lab	Analyst
P:5030B	460-68679-B-2		460-200539		12/30/2013 12:52	1	TAL EDI	SZD
A:8260B	460-68679-B-2		460-200539		12/30/2013 12:52	1	TAL EDI	SZD

Lab ID: MB **Client ID:** N/A

Sample Date/Time: N/A Received Date/Time: N/A

Method	Bottle ID	Run	Analysis Batch	Prep Batch	Date Prepared / Analyzed	Dil	Lab	Analyst
P:5030B	MB 460-200539/5		460-200539		12/30/2013 09:02	1	TAL EDI	SZD
A:8260B	MB 460-200539/5		460-200539		12/30/2013 09:02	1	TAL EDI	SZD

Lab ID: LCS **Client ID:** N/A

Sample Date/Time: N/A Received Date/Time: N/A

Method	Bottle ID	Run	Analysis Batch	Prep Batch	Date Prepared / Analyzed	Dil	Lab	Analyst
P:5030B	LCS 460-200539/3		460-200539		12/30/2013 08:03	1	TAL EDI	SZD
A:8260B	LCS 460-200539/3		460-200539		12/30/2013 08:03	1	TAL EDI	SZD

Lab ID: MS **Client ID:** N/A

Sample Date/Time: 12/17/2013 10:05 Received Date/Time: 12/18/2013 12:10

Method	Bottle ID	Run	Analysis Batch	Prep Batch	Date Prepared / Analyzed	Dil	Lab	Analyst
P:5030B	460-68591-A-4 MS		460-200539		12/30/2013 11:10	10	TAL EDI	SZD
A:8260B	460-68591-A-4 MS		460-200539		12/30/2013 11:10	10	TAL EDI	SZD

Client: Tetra Tech GEO

Job Number: 460-68679-1

Laboratory Chronicle

Lab ID: **MSD** **Client ID:** **N/A**

Sample Date/Time: 12/17/2013 10:05 Received Date/Time: 12/18/2013 12:10

Method	Bottle ID	Run	Analysis Batch	Prep Batch	Date Prepared / Analyzed	Dil	Lab	Analyst
P:5030B	460-68591-A-4 MSD		460-200539		12/30/2013 11:36	10	TAL EDI	SZD
A:8260B	460-68591-A-4 MSD		460-200539		12/30/2013 11:36	10	TAL EDI	SZD

Lab References:

TAL EDI = TestAmerica Edison

Certification Summary

Client: Tetra Tech GEO
Project/Site: LMC - N. Plainfield

TestAmerica Job ID: 460-68679-1

Laboratory	Authority	Program	EPA Region	Certification ID
TestAmerica Edison	Connecticut	State Program	1	PH-0200
TestAmerica Edison	DE Haz. Subst. Cleanup Act (HSCA)	State Program	3	N/A
TestAmerica Edison	New Jersey	NELAP	2	12028
TestAmerica Edison	New York	NELAP	2	11452
TestAmerica Edison	Pennsylvania	NELAP	3	68-00522
TestAmerica Edison	Rhode Island	State Program	1	LAO00132
TestAmerica Edison	USDA	Federal		NJCA-003-08

Accreditation may not be offered or required for all methods and analytes reported in this package. Please contact your project manager for the laboratory's current list of certified methods and analytes.

Method 8260B

Volatile Organic Compounds (GC/MS) by Method 8260B

FORM II
GC/MS VOA SURROGATE RECOVERY

Lab Name: TestAmerica Edison Job No.: 460-68679-1

SDG No.:

Matrix: Water Level: Low

GC Column (1): Rtx-624 ID: 0.25 (mm)

Client Sample ID	Lab Sample ID	DBFM #	DCA #	TOL #	BFB #
PDB-BLANK 121713	460-68679-1	104	105	100	92
TB-121713	460-68679-2	104	106	100	92
	MB 460-200539/5	102	104	99	91
	LCS 460-200539/3	102	104	104	99
	460-68591-A-4 MS	100	103	105	100
	460-68591-A-4 MSD	100	105	103	99

	QC LIMITS
DBFM = Dibromofluoromethane (Surr)	70-130
DCA = 1,2-Dichloroethane-d4 (Surr)	70-130
TOL = Toluene-d8 (Surr)	70-130
BFB = Bromofluorobenzene	70-130

Column to be used to flag recovery values

FORM II 8260B

FORM III
GC/MS VOA LAB CONTROL SAMPLE RECOVERY

Lab Name: TestAmerica Edison Job No.: 460-68679-1

SDG No.:

Matrix: Water Level: Low Lab File ID: R11136.D

Lab ID: LCS 460-200539/3 Client ID:

COMPOUND	SPIKE ADDED (ug/L)	LCS CONCENTRATION (ug/L)	LCS % REC	QC LIMITS REC	#
Chloromethane	20.0	21.1	105	42-150	
Bromomethane	20.0	16.9	84	28-150	
Vinyl chloride	20.0	21.3	106	61-136	
Chloroethane	20.0	22.8	114	49-150	
Methylene Chloride	20.0	18.6	93	77-124	
Acetone	100	119	119	40-150	
Carbon disulfide	20.0	18.5	92	51-137	
1,1-Dichloroethene	20.0	18.0	90	62-128	
1,1-Dichloroethane	20.0	18.6	93	74-128	
trans-1,2-Dichloroethene	20.0	18.0	90	73-124	
cis-1,2-Dichloroethene	20.0	18.0	90	78-121	
Chloroform	20.0	18.4	92	81-123	
1,2-Dichloroethane	20.0	19.1	95	74-128	
2-Butanone	100	98.0	98	64-141	
1,1,1-Trichloroethane	20.0	18.9	95	72-126	
Carbon tetrachloride	20.0	18.8	94	63-135	
Bromodichloromethane	20.0	18.6	93	77-120	
1,2-Dichloropropane	20.0	18.6	93	75-122	
cis-1,3-Dichloropropene	20.0	20.5	103	72-122	
Trichloroethene	20.0	17.6	88	74-120	
Dibromochloromethane	20.0	18.9	94	69-126	
1,1,2-Trichloroethane	20.0	19.2	96	73-120	
Benzene	20.0	19.1	96	76-121	
trans-1,3-Dichloropropene	20.0	19.4	97	71-121	
Bromoform	20.0	18.7	94	54-138	
4-Methyl-2-pentanone	100	101	101	55-141	
2-Hexanone	100	107	107	53-138	
Tetrachloroethene	20.0	18.4	92	67-129	
1,1,2,2-Tetrachloroethane	20.0	18.8	94	60-130	
Toluene	20.0	18.8	94	78-120	
Chlorobenzene	20.0	18.2	91	77-120	
Ethylbenzene	20.0	18.2	91	74-120	
Styrene	20.0	19.0	95	73-124	
Xylenes, Total	40.0	37.4	94	73-122	

Column to be used to flag recovery and RPD values

FORM III 8260B

FORM III
GC/MS VOA MATRIX SPIKE RECOVERY

Lab Name: TestAmerica Edison Job No.: 460-68679-1

SDG No.:

Matrix: Water Level: Low Lab File ID: R11143.D

Lab ID: 460-68591-A-4 MS Client ID:

COMPOUND	SPIKE ADDED (ug/L)	SAMPLE CONCENTRATION (ug/L)	MS CONCENTRATION (ug/L)	MS % REC	QC LIMITS REC	#
Chloromethane	200	0.10 U	204	102	42-150	
Bromomethane	200	0.18 U	173	87	28-150	
Vinyl chloride	200	0.14 U	211	106	61-136	
Chloroethane	200	0.17 U	226	113	49-150	
Methylene Chloride	200	0.18 U	196	98	77-124	
Acetone	1000	2.7 U	861	86	40-150	
Carbon disulfide	200	0.13 U	180	90	51-137	
1,1-Dichloroethene	200	0.090 U	164	82	62-128	
1,1-Dichloroethane	200	0.13 U	186	93	74-128	
trans-1,2-Dichloroethene	200	0.13 U	184	92	73-124	
cis-1,2-Dichloroethene	200	0.18 U	178	89	78-121	
Chloroform	200	0.080 U	183	91	81-123	
1,2-Dichloroethane	200	0.19 U	187	94	74-128	
2-Butanone	1000	2.3 U	886	89	64-141	
1,1,1-Trichloroethane	200	0.060 U	184	92	72-126	
Carbon tetrachloride	200	0.060 U	188	94	63-135	
Bromodichloromethane	200	0.12 U	182	91	77-120	
1,2-Dichloropropane	200	0.090 U	183	92	75-122	
cis-1,3-Dichloropropene	200	0.18 U	205	102	72-122	
Trichloroethene	200	0.090 U	175	87	74-120	
Dibromochloromethane	200	0.20 U	191	96	69-126	
1,1,2-Trichloroethane	200	0.19 U	193	96	73-120	
Benzene	200	0.080 U	190	95	76-121	
trans-1,3-Dichloropropene	200	0.24 U	204	102	71-121	
Bromoform	200	0.19 U	188	94	54-138	
4-Methyl-2-pentanone	1000	0.99 U	1070	107	55-141	
2-Hexanone	1000	0.50 U	1030	103	53-138	
Tetrachloroethene	200	0.10 U	180	90	67-129	
1,1,2,2-Tetrachloroethane	200	0.16 U	192	96	60-130	
Toluene	200	0.15 U	203	101	78-120	
Chlorobenzene	200	0.11 U	182	91	77-120	
Ethylbenzene	200	0.10 U	184	92	74-120	
Styrene	200	0.12 U	184	92	73-124	
Xylenes, Total	400	0.13 U	374	93	73-122	

Column to be used to flag recovery and RPD values

FORM III 8260B

FORM III
GC/MS VOA MATRIX SPIKE DUPLICATE RECOVERY

Lab Name: TestAmerica Edison Job No.: 460-68679-1

SDG No.:

Matrix: Water Level: Low Lab File ID: R11144.D

Lab ID: 460-68591-A-4 MSD Client ID:

COMPOUND	SPIKE ADDED (ug/L)	MSD CONCENTRATION (ug/L)	MSD % REC	% RPD	QC LIMITS RPD	QC LIMITS REC	#
Chloromethane	200	199	100	2	30	42-150	
Bromomethane	200	177	89	2	30	28-150	
Vinyl chloride	200	203	101	4	30	61-136	
Chloroethane	200	215	107	5	30	49-150	
Methylene Chloride	200	183	91	7	30	77-124	
Acetone	1000	793	79	8	30	40-150	
Carbon disulfide	200	172	86	5	30	51-137	
1,1-Dichloroethene	200	160	80	2	30	62-128	
1,1-Dichloroethane	200	178	89	4	30	74-128	
trans-1,2-Dichloroethene	200	172	86	7	30	73-124	
cis-1,2-Dichloroethene	200	169	84	6	30	78-121	
Chloroform	200	173	87	5	30	81-123	
1,2-Dichloroethane	200	179	89	4	30	74-128	
2-Butanone	1000	795	80	11	30	64-141	
1,1,1-Trichloroethane	200	177	88	4	30	72-126	
Carbon tetrachloride	200	183	91	3	30	63-135	
Bromodichloromethane	200	171	86	6	30	77-120	
1,2-Dichloropropane	200	179	90	2	30	75-122	
cis-1,3-Dichloropropene	200	192	96	7	30	72-122	
Trichloroethene	200	169	85	3	30	74-120	
Dibromochloromethane	200	183	91	4	30	69-126	
1,1,2-Trichloroethane	200	178	89	8	30	73-120	
Benzene	200	181	90	5	30	76-121	
trans-1,3-Dichloropropene	200	202	101	1	30	71-121	
Bromoform	200	179	89	5	30	54-138	
4-Methyl-2-pentanone	1000	1000	100	7	30	55-141	
2-Hexanone	1000	1010	101	1	30	53-138	
Tetrachloroethene	200	169	85	6	30	67-129	
1,1,2,2-Tetrachloroethane	200	185	93	4	30	60-130	
Toluene	200	181	90	12	30	78-120	
Chlorobenzene	200	173	86	5	30	77-120	
Ethylbenzene	200	172	86	7	30	74-120	
Styrene	200	174	87	6	30	73-124	
Xylenes, Total	400	356	89	5	30	73-122	

Column to be used to flag recovery and RPD values

FORM III 8260B

FORM IV
GC/MS VOA METHOD BLANK SUMMARY

Lab Name: TestAmerica Edison Job No.: 460-68679-1

SDG No.:

Lab File ID: R11138.D Lab Sample ID: MB 460-200539/5

Matrix: Water Heated Purge:(Y/N) N

Instrument ID: CVOAMS10 Date Analyzed: 12/30/2013 09:02

GC Column: Rtx-624 ID: 0.25(mm)

THIS METHOD BLANK APPLIES TO THE FOLLOWING SAMPLES:

CLIENT SAMPLE ID	LAB SAMPLE ID	LAB FILE ID	DATE ANALYZED
	LCS 460-200539/3	R11136.D	12/30/2013 08:03
	460-68591-A-4 MS	R11143.D	12/30/2013 11:10
	460-68591-A-4 MSD	R11144.D	12/30/2013 11:36
PDB-BLANK 121713	460-68679-1	R11146.D	12/30/2013 12:27
TB-121713	460-68679-2	R11147.D	12/30/2013 12:52

FORM V
GC/MS VOA INSTRUMENT PERFORMANCE CHECK
BROMOFLUOROBENZENE (BFB)

Lab Name: TestAmerica Edison Job No.: 460-68679-1

SDG No.:

Lab File ID: R10760.D BFB Injection Date: 12/20/2013

Instrument ID: CVOAMS10 BFB Injection Time: 19:41

Analysis Batch No.: 199137

M/E	ION ABUNDANCE CRITERIA	% RELATIVE ABUNDANCE	
50	15.0 - 40.0 % of mass 95	15.6	
75	30.0 - 60.0 % of mass 95	43.9	
95	Base Peak, 100% relative abundance	100.0	
96	5.0 - 9.0 % of mass 95	7.2	
173	Less than 2.0 % of mass 174	0.0	(0.0)1
174	50.0 - 120.00 % of mass 95	76.6	
175	5.0 - 9.0 % of mass 174	5.5	(7.2)1
176	95.0 - 101.0 % of mass 174	75.8	(99.0)1
177	5.0 - 9.0 % of mass 176	5.4	(7.1)2

1-Value is % mass 174 2-Value is % mass 176

THIS CHECK APPLIES TO THE FOLLOWING SAMPLES, MS, MSD, BLANKS AND STANDARDS:

CLIENT SAMPLE ID	LAB SAMPLE ID	LAB FILE ID	DATE ANALYZED	TIME ANALYZED
	STD1 460-199137/4	R10763.D	12/20/2013	21:02
	STD20 460-199137/6	R10765.D	12/20/2013	21:53
	STD50 460-199137/7	R10766.D	12/20/2013	22:18
	STD200 460-199137/8	R10767.D	12/20/2013	22:44
	STD500 460-199137/9	R10768.D	12/20/2013	23:09
	STD5 460-199137/16	R10775.D	12/21/2013	02:14

FORM V
GC/MS VOA INSTRUMENT PERFORMANCE CHECK
BROMOFLUOROBENZENE (BFB)

Lab Name: TestAmerica Edison Job No.: 460-68679-1

SDG No.:

Lab File ID: R11134.D BFB Injection Date: 12/30/2013

Instrument ID: CVOAMS10 BFB Injection Time: 07:12

Analysis Batch No.: 200539

M/E	ION ABUNDANCE CRITERIA	% RELATIVE ABUNDANCE	
50	15.0 - 40.0 % of mass 95	16.7	
75	30.0 - 60.0 % of mass 95	46.5	
95	Base Peak, 100% relative abundance	100.0	
96	5.0 - 9.0 % of mass 95	6.4	
173	Less than 2.0 % of mass 174	0.0	(0.0)1
174	50.0 - 120.00 % of mass 95	80.7	
175	5.0 - 9.0 % of mass 174	5.6	(7.0)1
176	95.0 - 101.0 % of mass 174	79.0	(97.8)1
177	5.0 - 9.0 % of mass 176	5.1	(6.5)2

1-Value is % mass 174 2-Value is % mass 176

THIS CHECK APPLIES TO THE FOLLOWING SAMPLES, MS, MSD, BLANKS AND STANDARDS:

CLIENT SAMPLE ID	LAB SAMPLE ID	LAB FILE ID	DATE ANALYZED	TIME ANALYZED
	CCVIS 460-200539/2	R11135.D	12/30/2013	07:32
	LCS 460-200539/3	R11136.D	12/30/2013	08:03
	MB 460-200539/5	R11138.D	12/30/2013	09:02
	460-68591-A-4 MS	R11143.D	12/30/2013	11:10
	460-68591-A-4 MSD	R11144.D	12/30/2013	11:36
PDB-BLANK 121713	460-68679-1	R11146.D	12/30/2013	12:27
TB-121713	460-68679-2	R11147.D	12/30/2013	12:52

FORM VIII
GC/MS VOA INTERNAL STANDARD AREA AND RETENTION TIME SUMMARY

Lab Name: TestAmerica Edison Job No.: 460-68679-1

SDG No.:

Sample No.: CCVIS 460-200539/2 Date Analyzed: 12/30/2013 07:32

Instrument ID: CVOAMS10 GC Column: Rtx-624 ID: 0.25(mm)

Lab File ID (Standard): R11135.D Heated Purge: (Y/N) N

Calibration ID: 33940

		TBA		FB		DXE	
		AREA #	RT #	AREA #	RT #	AREA #	RT #
12/24 HOUR STD		244462	2.98	758547	5.08	26509	5.78
UPPER LIMIT		488924	3.48	1517094	5.58	53018	6.28
LOWER LIMIT		122231	2.48	379274	4.58	13255	5.28
LAB SAMPLE ID	CLIENT SAMPLE ID						
LCS 460-200539/3		268096	2.97	767522	5.08	26547	5.78
MB 460-200539/5		273303	2.97	735366	5.08	27753	5.78
460-68591-A-4 MS		276169	2.97	772413	5.08	28267	5.78
460-68591-A-4 MSD		289568	2.97	756229	5.08	29402	5.78
460-68679-1	PDB-BLANK 121713	260201	2.97	703276	5.08	22679	5.78
460-68679-2	TB-121713	269934	2.97	702497	5.08	27883	5.78

TBA = TBA-d9 (IS)
FB = Fluorobenzene
DXE = 1,4-Dioxane-d8

Area Limit = 50%-200% of internal standard area
RT Limit = ± 0.5 minutes of internal standard RT

Column used to flag values outside QC limits

FORM VIII 8260B

FORM VIII
GC/MS VOA INTERNAL STANDARD AREA AND RETENTION TIME SUMMARY

Lab Name: TestAmerica Edison Job No.: 460-68679-1

SDG No.:

Sample No.: CCVIS 460-200539/2 Date Analyzed: 12/30/2013 07:32

Instrument ID: CVOAMS10 GC Column: Rtx-624 ID: 0.25(mm)

Lab File ID (Standard): R11135.D Heated Purge: (Y/N) N

Calibration ID: 33940

		CBZ		DCB			
		AREA #	RT #	AREA #	RT #	AREA #	RT #
12/24 HOUR STD		548614	8.50	304650	10.77		
UPPER LIMIT		1097228	9.00	609300	11.27		
LOWER LIMIT		274307	8.00	152325	10.27		
LAB SAMPLE ID	CLIENT SAMPLE ID						
LCS 460-200539/3		555324	8.50	309555	10.76		
MB 460-200539/5		543346	8.50	257936	10.77		
460-68591-A-4 MS		554430	8.50	304047	10.76		
460-68591-A-4 MSD		547544	8.50	300117	10.77		
460-68679-1	PDB-BLANK 121713	513755	8.50	248261	10.76		
460-68679-2	TB-121713	510632	8.50	241373	10.77		

CBZ = Chlorobenzene-d5
DCB = 1,4-Dichlorobenzene-d4

Area Limit = 50%-200% of internal standard area
RT Limit = ± 0.5 minutes of internal standard RT

Column used to flag values outside QC limits

FORM VIII 8260B

FORM I
GC/MS VOA ORGANICS ANALYSIS DATA SHEET

Lab Name: TestAmerica Edison | Job No.: 460-68679-1

SDG No.:

Client Sample ID: PDB-BLANK 121713 | Lab Sample ID: 460-68679-1

Matrix: Water | Lab File ID: R11146.D

Analysis Method: 8260B | Date Collected: 12/17/2013 13:10

Sample wt/vol: 5(mL) | Date Analyzed: 12/30/2013 12:27

Soil Aliquot Vol: | Dilution Factor: 1

Soil Extract Vol.: | GC Column: Rtx-624 ID: 0.25(mm)

% Moisture: | Level: (low/med) Low

Analysis Batch No.: 200539 | Units: ug/L

CAS NO.	COMPOUND NAME	RESULT	Q	RL	MDL
74-87-3	Chloromethane	0.10	U	1.0	0.10
74-83-9	Bromomethane	0.18	U	1.0	0.18
75-01-4	Vinyl chloride	0.14	U	1.0	0.14
75-00-3	Chloroethane	0.17	U	1.0	0.17
75-09-2	Methylene Chloride	0.18	U	1.0	0.18
67-64-1	Acetone	2.7	U	5.0	2.7
75-15-0	Carbon disulfide	0.13	U	1.0	0.13
75-35-4	1,1-Dichloroethene	0.090	U	1.0	0.090
75-34-3	1,1-Dichloroethane	0.13	U	1.0	0.13
156-60-5	trans-1,2-Dichloroethene	0.13	U	1.0	0.13
156-59-2	cis-1,2-Dichloroethene	0.18	U	1.0	0.18
67-66-3	Chloroform	0.080	U	1.0	0.080
107-06-2	1,2-Dichloroethane	0.19	U	1.0	0.19
78-93-3	2-Butanone	2.3	U	5.0	2.3
71-55-6	1,1,1-Trichloroethane	0.060	U	1.0	0.060
56-23-5	Carbon tetrachloride	0.060	U	1.0	0.060
75-27-4	Bromodichloromethane	0.12	U	1.0	0.12
78-87-5	1,2-Dichloropropane	0.090	U	1.0	0.090
10061-01-5	cis-1,3-Dichloropropene	0.18	U	1.0	0.18
79-01-6	Trichloroethene	0.090	U	1.0	0.090
124-48-1	Dibromochloromethane	0.20	U	1.0	0.20
79-00-5	1,1,2-Trichloroethane	0.19	U	1.0	0.19
71-43-2	Benzene	0.080	U	1.0	0.080
10061-02-6	trans-1,3-Dichloropropene	0.24	U	1.0	0.24
75-25-2	Bromoform	0.19	U	1.0	0.19
108-10-1	4-Methyl-2-pentanone	0.99	U	5.0	0.99
591-78-6	2-Hexanone	0.50	U	5.0	0.50
127-18-4	Tetrachloroethene	0.10	U	1.0	0.10
79-34-5	1,1,2,2-Tetrachloroethane	0.16	U	1.0	0.16
108-88-3	Toluene	0.15	U	1.0	0.15
108-90-7	Chlorobenzene	0.11	U	1.0	0.11
100-41-4	Ethylbenzene	0.10	U	1.0	0.10
100-42-5	Styrene	0.12	U	1.0	0.12
1330-20-7	Xylenes, Total	0.13	U	3.0	0.13

FORM I
GC/MS VOA ORGANICS ANALYSIS DATA SHEET

Lab Name: TestAmerica Edison Job No.: 460-68679-1

SDG No.:

Client Sample ID: PDB-BLANK 121713 Lab Sample ID: 460-68679-1

Matrix: Water Lab File ID: R11146.D

Analysis Method: 8260B Date Collected: 12/17/2013 13:10

Sample wt/vol: 5(mL) Date Analyzed: 12/30/2013 12:27

Soil Aliquot Vol: Dilution Factor: 1

Soil Extract Vol.: GC Column: Rtx-624 ID: 0.25(mm)

% Moisture: Level: (low/med) Low

Analysis Batch No.: 200539 Units: ug/L

CAS NO.	SURROGATE	%REC	Q	LIMITS
17060-07-0	1,2-Dichloroethane-d4 (Surr)	105		70-130
460-00-4	Bromofluorobenzene	92		70-130
2037-26-5	Toluene-d8 (Surr)	100		70-130
1868-53-7	Dibromofluoromethane (Surr)	104		70-130

FORM I
GC/MS VOA ORGANICS ANALYSIS DATA SHEET
TENTATIVELY IDENTIFIED COMPOUNDS

Lab Name: TestAmerica Edison Job No.: 460-68679-1

SDG No.:

Client Sample ID: PDB-BLANK 121713 Lab Sample ID: 460-68679-1

Matrix: Water Lab File ID: R11146.D

Analysis Method: 8260B Date Collected: 12/17/2013 13:10

Sample wt/vol: 5(mL) Date Analyzed: 12/30/2013 12:27

Soil Aliquot Vol: Dilution Factor: 1

Soil Extract Vol.: GC Column: Rtx-624 ID: 0.25(mm)

% Moisture: Level: (low/med) Low

Analysis Batch No.: 200539 Units: ug/L

Number TICs Found: 0 TIC Result Total: 0

CAS NO.	COMPOUND NAME	RT	RESULT	Q
	Tentatively Identified Compound		None	

TestAmerica Edison
Target Compound Quantitation Report

Data File: \\EDICHROM\ChromData\CVOAMS10\20131230-8406.b\R11146.D
Lims ID: 460-68679-B-1 Lab Sample ID: 460-68679-1
Client ID: PDB-BLANK 121713
Sample Type: Client
Inject. Date: 30-Dec-2013 12:27:30 ALS Bottle#: 33 Worklist Smp#: 13
Purge Vol: 5.000 mL Dil. Factor: 1.0000
Sample Info: 460-68679-B-1
Misc. Info.: 460-0008406-013
Operator ID: Instrument ID: CVOAMS10

Method: \\EDICHROM\ChromData\CVOAMS10\20131230-8406.b\8260_W10.m
Limit Group: VOA - 8260B Water and Solid
Last Update: 30-Dec-2013 13:07:49 Calib Date: 21-Dec-2013 02:14:30
Integrator: RTE ID Type: RT Order ID
Quant Method: Internal Standard Quant By: Initial Calibration
Last ICal File: \\EDICHROM\ChromData\CVOAMS10\20131220-8090.b\R10775.D

Column 1 : Rtx-624 (0.25 mm) Detector MS SCAN
Process Host: XAWRK015

First Level Reviewer: desais Date: 30-Dec-2013 13:07:19

Compound	Sig	RT (min.)	Exp RT (min.)	Dlt RT (min.)	Q	Response	On-Col Amt ug/l	Flags
* 151 TBA-d9 (IS)	65	2.973	2.974	-0.001	53	260201	1000.0	
$ 152 Dibromofluoromethane (Surr)	113	4.472	4.472	0.0	92	171060	51.8	
$ 54 1,2-Dichloroethane-d4 (Surr)	65	4.818	4.818	0.0	96	193723	52.4	
* 59 Fluorobenzene	96	5.083	5.083	0.0	99	703276	50.0	
* 150 1,4-Dioxane-d8	96	5.782	5.776	0.006	56	22679	1000.0	
$ 76 Toluene-d8 (Surr)	98	6.728	6.728	0.0	99	675239	50.1	
* 87 Chlorobenzene-d5	117	8.502	8.502	0.0	81	513755	50.0	
$ 99 4-Bromofluorobenzene	174	9.860	9.860	0.0	88	192594	46.2	
* 116 1,4-Dichlorobenzene-d4	152	10.764	10.765	-0.001	95	248261	50.0	

Report Date: 30-Dec-2013 13:07:49 Chrom Revision: 2.1 15-Oct-2013 07:52:24

TestAmerica Edison

Data File: \\EDICHROM\ChromData\CVOAMS10\20131230-8406.b\R11146.D

Injection Date:	30-Dec-2013 12:27:30	Instrument ID:	CVOAMS10	Operator ID:	
Lims ID:	460-68679-B-1	Lab Sample ID:	460-68679-1	Worklist Smp#:	13
Client ID:	PDB-BLANK 121713				
Purge Vol:	5.000 mL	Dil. Factor:	1.0000	ALS Bottle#:	33
Method:	8260_W10	Limit Group:	VOA - 8260B Water and Solid		

Column: Rtx-624 (0.25 mm)

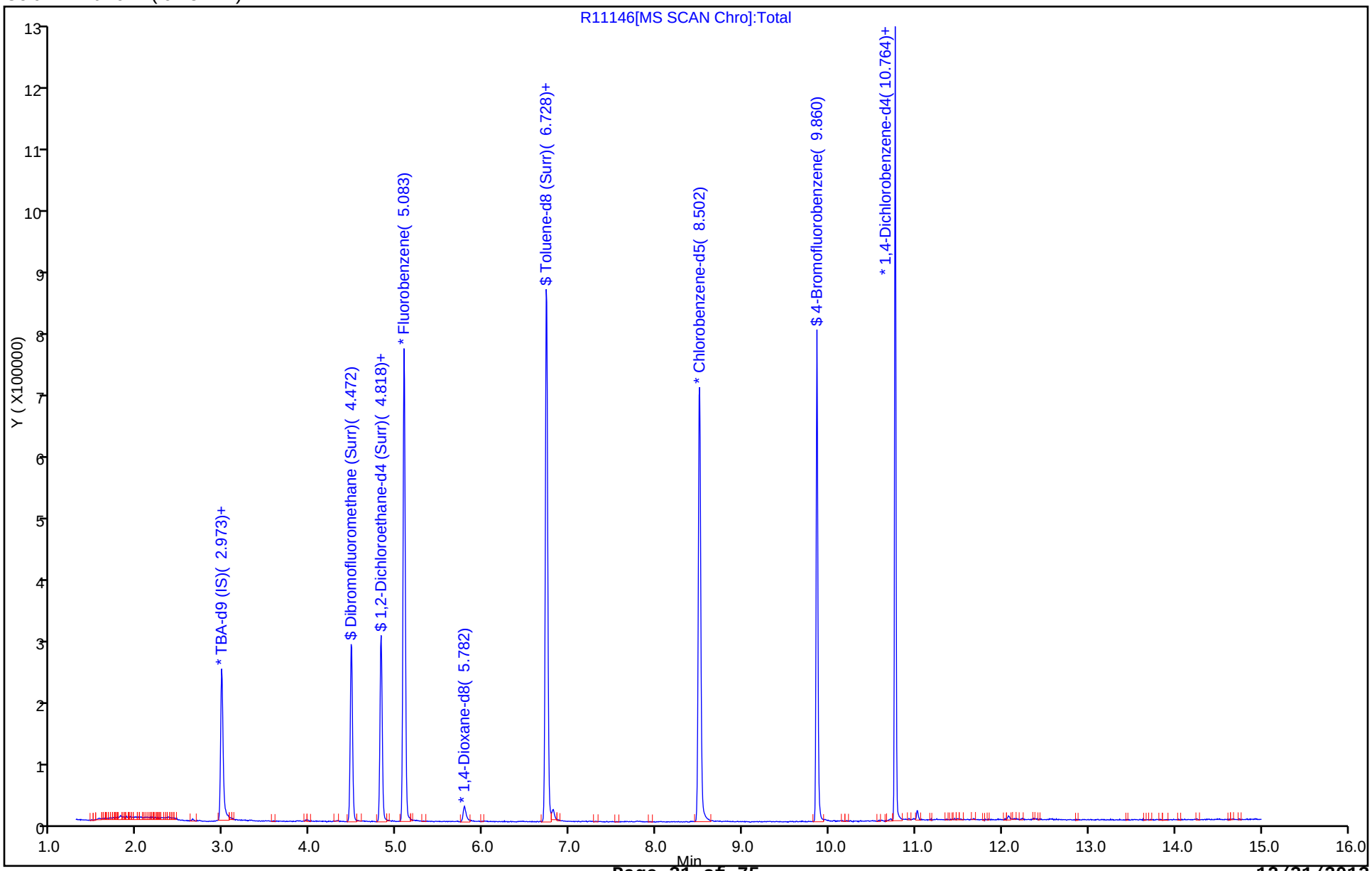

FORM I
GC/MS VOA ORGANICS ANALYSIS DATA SHEET

Lab Name: TestAmerica Edison | Job No.: 460-68679-1

SDG No.:

Client Sample ID: TB-121713 | Lab Sample ID: 460-68679-2

Matrix: Water | Lab File ID: R11147.D

Analysis Method: 8260B | Date Collected: 12/17/2013 13:10

Sample wt/vol: 5(mL) | Date Analyzed: 12/30/2013 12:52

Soil Aliquot Vol: | Dilution Factor: 1

Soil Extract Vol.: | GC Column: Rtx-624 ID: 0.25(mm)

% Moisture: | Level: (low/med) Low

Analysis Batch No.: 200539 | Units: ug/L

CAS NO.	COMPOUND NAME	RESULT	Q	RL	MDL
74-87-3	Chloromethane	0.10	U	1.0	0.10
74-83-9	Bromomethane	0.18	U	1.0	0.18
75-01-4	Vinyl chloride	0.14	U	1.0	0.14
75-00-3	Chloroethane	0.17	U	1.0	0.17
75-09-2	Methylene Chloride	0.18	U	1.0	0.18
67-64-1	Acetone	2.7	U	5.0	2.7
75-15-0	Carbon disulfide	0.13	U	1.0	0.13
75-35-4	1,1-Dichloroethene	0.090	U	1.0	0.090
75-34-3	1,1-Dichloroethane	0.13	U	1.0	0.13
156-60-5	trans-1,2-Dichloroethene	0.13	U	1.0	0.13
156-59-2	cis-1,2-Dichloroethene	0.18	U	1.0	0.18
67-66-3	Chloroform	0.080	U	1.0	0.080
107-06-2	1,2-Dichloroethane	0.19	U	1.0	0.19
78-93-3	2-Butanone	2.3	U	5.0	2.3
71-55-6	1,1,1-Trichloroethane	0.060	U	1.0	0.060
56-23-5	Carbon tetrachloride	0.060	U	1.0	0.060
75-27-4	Bromodichloromethane	0.12	U	1.0	0.12
78-87-5	1,2-Dichloropropane	0.090	U	1.0	0.090
10061-01-5	cis-1,3-Dichloropropene	0.18	U	1.0	0.18
79-01-6	Trichloroethene	0.090	U	1.0	0.090
124-48-1	Dibromochloromethane	0.20	U	1.0	0.20
79-00-5	1,1,2-Trichloroethane	0.19	U	1.0	0.19
71-43-2	Benzene	0.080	U	1.0	0.080
10061-02-6	trans-1,3-Dichloropropene	0.24	U	1.0	0.24
75-25-2	Bromoform	0.19	U	1.0	0.19
108-10-1	4-Methyl-2-pentanone	0.99	U	5.0	0.99
591-78-6	2-Hexanone	0.50	U	5.0	0.50
127-18-4	Tetrachloroethene	0.10	U	1.0	0.10
79-34-5	1,1,2,2-Tetrachloroethane	0.16	U	1.0	0.16
108-88-3	Toluene	0.15	U	1.0	0.15
108-90-7	Chlorobenzene	0.11	U	1.0	0.11
100-41-4	Ethylbenzene	0.10	U	1.0	0.10
100-42-5	Styrene	0.12	U	1.0	0.12
1330-20-7	Xylenes, Total	0.13	U	3.0	0.13

FORM I
GC/MS VOA ORGANICS ANALYSIS DATA SHEET

Lab Name: TestAmerica Edison Job No.: 460-68679-1

SDG No.:

Client Sample ID: TB-121713 Lab Sample ID: 460-68679-2

Matrix: Water Lab File ID: R11147.D

Analysis Method: 8260B Date Collected: 12/17/2013 13:10

Sample wt/vol: 5(mL) Date Analyzed: 12/30/2013 12:52

Soil Aliquot Vol: Dilution Factor: 1

Soil Extract Vol.: GC Column: Rtx-624 ID: 0.25(mm)

% Moisture: Level: (low/med) Low

Analysis Batch No.: 200539 Units: ug/L

CAS NO.	SURROGATE	%REC	Q	LIMITS
17060-07-0	1,2-Dichloroethane-d4 (Surr)	106		70-130
460-00-4	Bromofluorobenzene	92		70-130
2037-26-5	Toluene-d8 (Surr)	100		70-130
1868-53-7	Dibromofluoromethane (Surr)	104		70-130

FORM I
GC/MS VOA ORGANICS ANALYSIS DATA SHEET
TENTATIVELY IDENTIFIED COMPOUNDS

Lab Name: TestAmerica Edison Job No.: 460-68679-1

SDG No.:

Client Sample ID: TB-121713 Lab Sample ID: 460-68679-2

Matrix: Water Lab File ID: R11147.D

Analysis Method: 8260B Date Collected: 12/17/2013 13:10

Sample wt/vol: 5(mL) Date Analyzed: 12/30/2013 12:52

Soil Aliquot Vol: Dilution Factor: 1

Soil Extract Vol.: GC Column: Rtx-624 ID: 0.25(mm)

% Moisture: Level: (low/med) Low

Analysis Batch No.: 200539 Units: ug/L

Number TICs Found: 0 TIC Result Total: 0

CAS NO.	COMPOUND NAME	RT	RESULT	Q
	Tentatively Identified Compound		None	

TestAmerica Edison
Target Compound Quantitation Report

Data File: \\EDICHROM\ChromData\CVOAMS10\20131230-8406.b\R11147.D
Lims ID: 460-68679-B-2 Lab Sample ID: 460-68679-2
Client ID: TB-121713
Sample Type: Client
Inject. Date: 30-Dec-2013 12:52:30 ALS Bottle#: 34 Worklist Smp#: 14
Purge Vol: 5.000 mL Dil. Factor: 1.0000
Sample Info: 460-68679-B-2
Misc. Info.: 460-0008406-014
Operator ID: Instrument ID: CVOAMS10

Method: \\EDICHROM\ChromData\CVOAMS10\20131230-8406.b\8260_W10.m
Limit Group: VOA - 8260B Water and Solid
Last Update: 30-Dec-2013 14:16:39 Calib Date: 21-Dec-2013 02:14:30
Integrator: RTE ID Type: RT Order ID
Quant Method: Internal Standard Quant By: Initial Calibration
Last ICal File: \\EDICHROM\ChromData\CVOAMS10\20131220-8090.b\R10775.D

Column 1 : Rtx-624 (0.25 mm) Detector MS SCAN
Process Host: XAWRK015

Compound	Sig	RT (min.)	Exp RT (min.)	Dlt RT (min.)	Q	Response	On-Col Amt ug/l	Flags
* 151 TBA-d9 (IS)	65	2.973	2.974	-0.001	38	269934	1000.0	
$ 152 Dibromofluoromethane (Surr)	113	4.472	4.472	0.0	92	171407	51.9	
$ 54 1,2-Dichloroethane-d4 (Surr)	65	4.818	4.818	0.0	96	196503	53.2	
* 59 Fluorobenzene	96	5.083	5.083	0.0	99	702497	50.0	
* 150 1,4-Dioxane-d8	96	5.782	5.776	0.006	46	27883	1000.0	
$ 76 Toluene-d8 (Surr)	98	6.734	6.728	0.006	99	669932	50.0	
* 87 Chlorobenzene-d5	117	8.502	8.502	0.0	81	510632	50.0	
$ 99 4-Bromofluorobenzene	174	9.860	9.860	0.0	89	190099	45.9	
* 116 1,4-Dichlorobenzene-d4	152	10.765	10.765	-0.001	96	241373	50.0	

Report Date: 30-Dec-2013 14:16:39 Chrom Revision: 2.1 15-Oct-2013 07:52:24

TestAmerica Edison

Data File: \\EDICHROM\ChromData\CVOAMS10\20131230-8406.b\R11147.D

Injection Date:	30-Dec-2013 12:52:30	Instrument ID:	CVOAMS10	Operator ID:	
Lims ID:	460-68679-B-2	Lab Sample ID:	460-68679-2	Worklist Smp#:	14
Client ID:	TB-121713				
Purge Vol:	5.000 mL	Dil. Factor:	1.0000	ALS Bottle#:	34
Method:	8260_W10	Limit Group:	VOA - 8260B Water and Solid		

Column: Rtx-624 (0.25 mm)

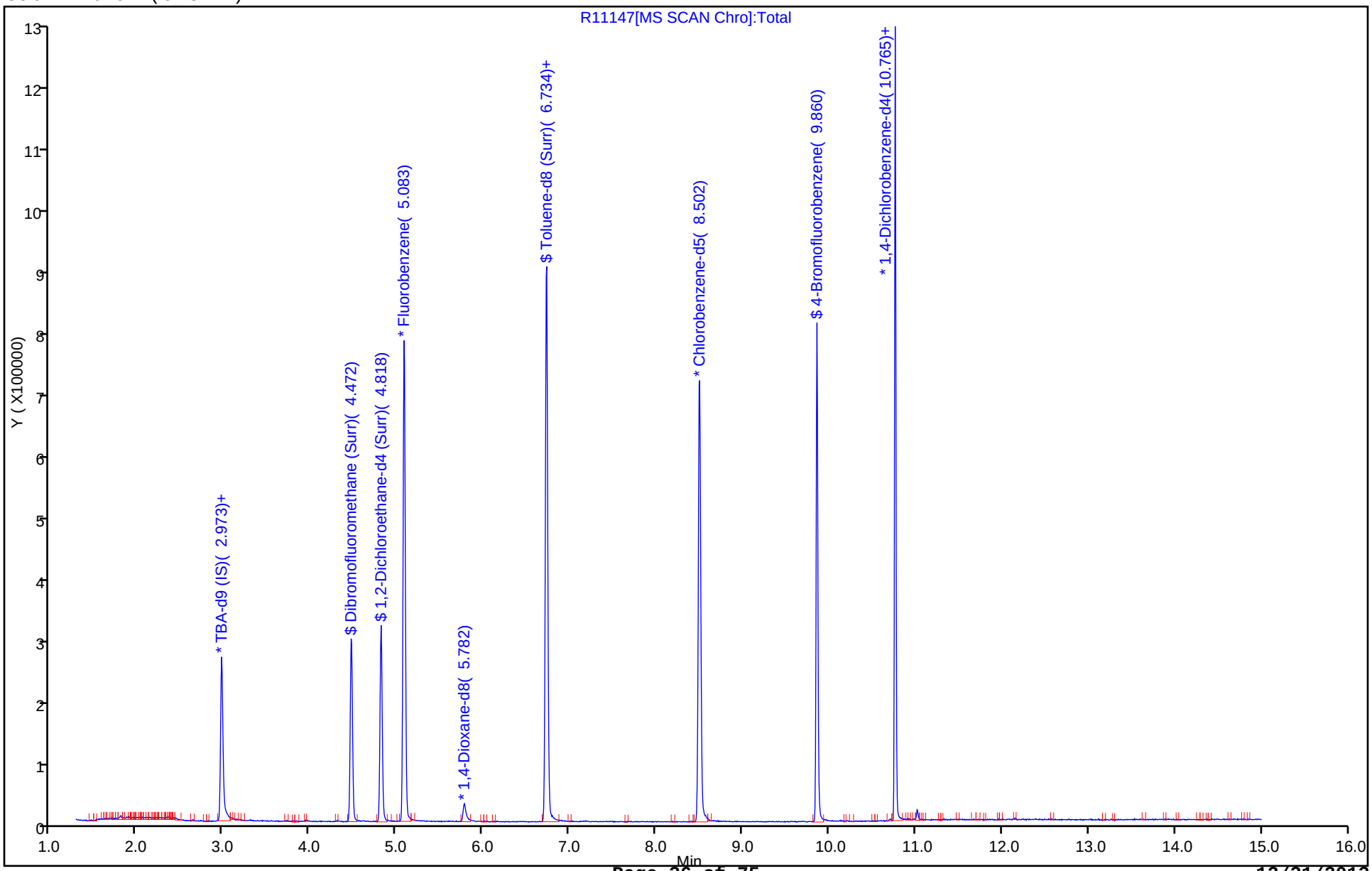

FORM VI
GC/MS VOA INITIAL CALIBRATION DATA
INTERNAL STANDARD CURVE EVALUATION

Lab Name: TestAmerica Edison Job No.: 460-68679-1 Analy Batch No.: 199137

SDG No.:

Instrument ID: CVOAMS10 GC Column: Rtx-624 ID: 0.25(mm) Heated Purge: (Y/N) N

Calibration Start Date: 12/20/2013 21:02 Calibration End Date: 12/21/2013 02:14 Calibration ID: 33940

Calibration Files:

LEVEL:	LAB SAMPLE ID:	LAB FILE ID:
Level 1	STD1 460-199137/4	R10763.D
Level 2	STD5 460-199137/16	R10775.D
Level 3	STD20 460-199137/6	R10765.D
Level 4	STD50 460-199137/7	R10766.D
Level 5	STD200 460-199137/8	R10767.D
Level 6	STD500 460-199137/9	R10768.D

ANALYTE	RRF					CURVE TYPE	COEFFICIENT			#	MIN RRF	%RSD	#	MAX %RSD	R^2 OR COD	#	MIN R^2 OR COD
	LVL 1 LVL 6	LVL 2	LVL 3	LVL 4	LVL 5		B	M1	M2								
Dichlorodifluoromethane	0.4111 0.3359	0.3448	0.3934	0.4059	0.3556	Ave		0.3745				8.8		15.0			
Chloromethane	0.4225 0.2924	0.3117	0.3343	0.3380	0.3029	Ave		0.3336			0.1000	14.0		15.0			
Vinyl chloride	0.3916 0.2755	0.3064	0.3323	0.3484	0.3032	Ave		0.3262				12.0		15.0			
Butadiene	0.3293 0.2460	0.2659	0.3016	0.3112	0.2729	Ave		0.2878				11.0		15.0			
Bromomethane	8.6712 8.0154	5.4633	6.6761	7.7505	8.1181	QuaF		8.1271	0						1.0000		0.9900
Chloroethane	0.2132 0.1560	0.1896	0.1909	0.1947	0.1695	Ave		0.1856			0.1000	11.0		15.0			
Dichlorofluoromethane	0.6913 0.4453	0.4863	0.5333	0.5463	0.4772	QuaF		0.5067	0						1.0000		0.9900
Trichlorofluoromethane	0.4858 0.4219	0.4102	0.4696	0.4822	0.4436	Ave		0.4522				7.1		15.0			
Ethanol	0.1145 0.0628	0.0904	0.0796	0.0818	0.0703	QuaF		0.0765	0						1.0000		0.9900
Ethyl ether	0.2691 0.1906	0.2364	0.2115	0.2175	0.2153	Ave		0.2234				12.0		15.0			
Isopropene	0.6503 0.6192	0.2980	0.6490	0.6571	0.5999	QuaF		0.5972	0						1.0000		0.9900
Freon TF	0.1457 0.2500	0.1981	0.2652	0.2670	0.2729	QuaF		0.2851	0						1.0000		0.9900
Acrolein	3.1985 2.1356	2.2674	2.4722	2.3620	2.4945	Ave		2.4897				15.0		15.0			
1,1-Dichloroethene	0.2933 0.2777	0.2963	0.2769	0.2873	0.2982	Ave		0.2883				3.2		15.0			
Acetone	8.9436 5.0769	6.5326	6.6861	6.4405	5.5685	QuaF		6.0271	0						1.0000		0.9900

Note: The m1 coefficient is the same as Ave RRF for an Ave curve type.

FORM VI
GC/MS VOA INITIAL CALIBRATION DATA
INTERNAL STANDARD CURVE EVALUATION

Lab Name: TestAmerica Edison Job No.: 460-68679-1 Analy Batch No.: 199137

SDG No.:

Instrument ID: CVOAMS10 GC Column: Rtx-624 ID: 0.25(mm) Heated Purge: (Y/N) N

Calibration Start Date: 12/20/2013 21:02 Calibration End Date: 12/21/2013 02:14 Calibration ID: 33940

ANALYTE	RRF					CURVE TYPE	COEFFICIENT			#	MIN RRF	%RSD	#	MAX %RSD	R^2 OR COD	#	MIN R^2 OR COD
	LVL 1 LVL 6	LVL 2	LVL 3	LVL 4	LVL 5		B	M1	M2								
Iodomethane	0.0885 0.2304	0.1083	0.1498	0.2137	0.2635	QuaF		0.2731	0						0.9980		0.9900
Carbon disulfide	0.9801 0.9070	0.9799	0.9722	1.0108	1.0371	Ave		0.9812				4.5		15.0			
Isopropanol	1.2287 1.0104	1.0508	0.9916	1.0699	1.0420	Ave		1.0661				7.9		15.0			
Allyl chloride	0.1712 0.1411	0.1630	0.1517	0.1654	0.1619	Ave		0.1590				6.8		15.0			
Methyl acetate	0.2901 0.1952	0.2657	0.2354	0.2402	0.2379	Ave		0.2441				13.0		15.0			
Cyclopentene	0.7118 0.7030	0.6364	0.7691	0.8179	0.7477	Ave		0.7310				8.5		15.0			
Acetonitrile	0.0538 0.0424	0.0505	0.0448	0.0463	0.0438	Ave		0.0469				9.3		15.0			
Methylene Chloride	0.4065 0.2997	0.3719	0.3237	0.3295	0.3282	Ave		0.3432				11.0		15.0			
TBA	1.8259 1.6345	1.6655	1.4662	1.6369	1.7651	Ave		1.6666				7.5		15.0			
MTBE	0.8969 0.7907	0.8535	0.7763	0.8213	0.8557	Ave		0.8324				5.4		15.0			
trans-1,2-Dichloroethene	0.3471 0.3004	0.3291	0.2987	0.3069	0.3177	Ave		0.3166				5.9		15.0			
Acrylonitrile	0.1505 0.1053	0.1395	0.1265	0.1302	0.1289	Ave		0.1301				12.0		15.0			
Hexane	0.0980 0.1538	0.1146	0.1573	0.1588	0.1688	QuaF		0.1759	0						1.0000		0.9900
Allyl alcohol	+++++ +++++	+++++	+++++	+++++	0.0067	None											
DIPE	0.8906 0.7285	0.7955	0.7706	0.8380	0.7791	Ave		0.8004				7.1		15.0			
1,1-Dichloroethane	0.6021 0.4868	0.5468	0.4991	0.5109	0.5140	Ave		0.5266			0.1000	8.0		15.0			
Vinyl acetate	0.4351 0.3459	0.5238	0.4070	0.5060	0.5157	QuaF		0.6109	0						0.9990		0.9900
2-Chloro-1,3-butadiene	0.2580 0.2610	0.2441	0.2749	0.2871	0.2729	Ave		0.2663				5.7		15.0			
Tert-butyl ethyl ether	0.7580 0.7385	0.7239	0.6823	0.7472	0.7396	Ave		0.7316				3.6		15.0			
2,2-Dichloropropane	0.2436 0.3294	0.3057	0.2627	0.2905	0.3390	Ave		0.2951				13.0		15.0			

Note: The m1 coefficient is the same as Ave RRF for an Ave curve type.

FORM VI
GC/MS VOA INITIAL CALIBRATION DATA
INTERNAL STANDARD CURVE EVALUATION

Lab Name: TestAmerica Edison Job No.: 460-68679-1 Analy Batch No.: 199137

SDG No.:

Instrument ID: CVOAMS10 GC Column: Rtx-624 ID: 0.25(mm) Heated Purge: (Y/N) N

Calibration Start Date: 12/20/2013 21:02 Calibration End Date: 12/21/2013 02:14 Calibration ID: 33940

ANALYTE	RRF					CURVE TYPE	COEFFICIENT			#	MIN RRF	%RSD	#	MAX %RSD	R^2 OR COD	#	MIN R^2 OR COD
	LVL 1 LVL 6	LVL 2	LVL 3	LVL 4	LVL 5		B	M1	M2								
cis-1,2-Dichloroethene	0.3870 0.3215	0.3444	0.3200	0.3305	0.3349	Ave		0.3397				7.3		15.0			
2-Butanone	3.2188 2.3519	2.6906	2.7802	2.8352	2.7614	Ave		2.7728				10.0		15.0			
Ethyl acetate	2.6310 2.1166	2.1573	2.4192	2.5963	2.3445	Ave		2.3787				9.0		15.0			
Methyl acrylate	0.3016 0.2857	0.2806	0.2661	0.2973	0.2919	Ave		0.2872				4.5		15.0			
Propionitrile	3.3517 2.5882	2.9741	3.0850	3.2363	2.9200	Ave		3.0274				8.8		15.0			
Bromochloromethane	0.1747 0.1472	0.1789	0.1581	0.1569	0.1571	Ave		0.1622				7.5		15.0			
Tetrahydrofuran	5.5619 5.9146	7.5189	7.5197	7.6870	7.2513	Ave		6.9127				13.0		15.0			
Methacrylonitrile	0.1709 0.1206	0.1587	0.1546	0.1618	0.1419	Ave		0.1514				12.0		15.0			
Chloroform	0.5982 0.4742	0.5308	0.4845	0.4953	0.5059	Ave		0.5148				8.8		15.0			
Cyclohexane	0.2127 0.4152	0.3027	0.4197	0.4411	0.4576	QuaF		0.4790	0						1.0000		0.9900
1,1,1-Trichloroethane	0.3562 0.3960	0.3629	0.3533	0.3726	0.4146	Ave		0.3758				6.4		15.0			
Carbon tetrachloride	0.2113 0.3135	0.2399	0.2502	0.2730	0.3233	QuaF		0.3203	0						1.0000		0.9900
1,1-Dichloropropene	0.2967 0.3412	0.3247	0.3376	0.3489	0.3750	Ave		0.3373				7.7		15.0			
Isobutyl alcohol	0.6034 0.7004	0.5724	0.5753	0.6755	0.7743	Ave		0.6506				12.0		15.0			
Benzene	1.8072 1.3892	1.6790	1.5784	1.6252	1.6248	Ave		1.6173				8.5		15.0			
Isopropyl acetate	0.6466 0.6661	0.6621	0.6487	0.7153	0.6978	Ave		0.6727				4.1		15.0			
Tert-amyl methyl ether	0.7325 0.7492	0.7058	0.6717	0.7482	0.7498	Ave		0.7262				4.4		15.0			
1,2-Dichloroethane	0.4346 0.3491	0.3988	0.3587	0.3669	0.3718	Ave		0.3800				8.3		15.0			
n-Heptane	0.0435 0.1215	0.0707	0.1220	0.1231	0.1306	QuaF		0.1347	0						1.0000		0.9900
2,4,4-Trimethyl-1-pentene	0.4360 0.5366	0.3290	0.5609	0.6153	0.5802	QuaF		0.6082	0						1.0000		0.9900

Note: The m1 coefficient is the same as Ave RRF for an Ave curve type.

FORM VI
GC/MS VOA INITIAL CALIBRATION DATA
INTERNAL STANDARD CURVE EVALUATION

Lab Name: TestAmerica Edison Job No.: 460-68679-1 Analy Batch No.: 199137

SDG No.:

Instrument ID: CVOAMS10 GC Column: Rtx-624 ID: 0.25(mm) Heated Purge: (Y/N) N

Calibration Start Date: 12/20/2013 21:02 Calibration End Date: 12/21/2013 02:14 Calibration ID: 33940

ANALYTE	RRF					CURVE TYPE	COEFFICIENT			#	MIN RRF	%RSD	#	MAX %RSD	R^2 OR COD	#	MIN R^2 OR COD
	LVL 1 LVL 6	LVL 2	LVL 3	LVL 4	LVL 5		B	M1	M2								
n-Butanol	0.1931 0.4790	0.2717	0.3120	0.4336	0.4806	QuaF		0.4731	0						1.0000		0.9900
Trichloroethene	0.3351 0.2936	0.2950	0.2863	0.2912	0.3059	Ave		0.3012				5.9		15.0			
Methylcyclohexane	0.1699 0.4316	0.2737	0.4279	0.4436	0.4671	QuaF		0.4834	0						1.0000		0.9900
Ethyl acrylate	0.4348 0.6882	0.5549	0.6578	0.7253	0.7313	QuaF		0.7536	0						1.0000		0.9900
1,2-Dichloropropane	0.3022 0.2708	0.2771	0.2651	0.2791	0.2900	Ave		0.2807				4.8		15.0			
Methyl methacrylate	0.0949 0.1048	0.0949	0.0964	0.1081	0.1059	Ave		0.1008				6.0		15.0			
1,4-Dioxane	4.0445 3.3917	3.6669	3.0196	3.5541	3.4667	Ave		3.5239				9.6		15.0			
Dibromomethane	0.2356 0.1795	0.1973	0.1902	0.1913	0.1985	Ave		0.1987				9.7		15.0			
Propyl acetate	0.4215 0.4244	0.3499	0.3971	0.4447	0.4321	Ave		0.4116				8.3		15.0			
Bromodichloromethane	0.3883 0.3746	0.3684	0.3461	0.3623	0.3926	Ave		0.3721				4.6		15.0			
2-Nitropropane	0.0587 0.0693	0.0390	0.0435	0.0532	0.0634	QuaF		0.0581	0						1.0000		0.9900
2-Chloroethyl vinyl ether	0.1731 0.1891	0.1630	0.1709	0.1930	0.1914	Ave		0.1801				7.0		15.0			
Epichlorohydrin	+++++ +++++	+++++	+++++	+++++	0.0029	None											
cis-1,3-Dichloropropene	0.4829 0.5779	0.5334	0.5082	0.5615	0.6181	Ave		0.5470				9.0		15.0			
4-Methyl-2-pentanone	0.3897 0.3400	0.3917	0.3840	0.4055	0.4053	Ave		0.3860				6.3		15.0			
Toluene	1.8275 1.5375	1.7150	1.7008	1.7443	1.7760	Ave		1.7168				5.8		15.0			
trans-1,3-Dichloropropene	0.3497 0.5134	0.3966	0.3876	0.4566	0.5308	QuaF		0.5273	0						1.0000		0.9900
Ethyl methacrylate	0.3898 0.5674	0.4818	0.4821	0.5598	0.6086	Ave		0.5149				15.0		15.0			
1,1,2-Trichloroethane	0.3425 0.3123	0.3401	0.3139	0.3320	0.3345	Ave		0.3292				4.0		15.0			
Tetrachloroethene	0.3398 0.3583	0.3407	0.3591	0.3666	0.3900	Ave		0.3591				5.2		15.0			

Note: The m1 coefficient is the same as Ave RRF for an Ave curve type.

FORM VI
GC/MS VOA INITIAL CALIBRATION DATA
INTERNAL STANDARD CURVE EVALUATION

Lab Name: TestAmerica Edison Job No.: 460-68679-1 Analy Batch No.: 199137

SDG No.:

Instrument ID: CVOAMS10 GC Column: Rtx-624 ID: 0.25(mm) Heated Purge: (Y/N) N

Calibration Start Date: 12/20/2013 21:02 Calibration End Date: 12/21/2013 02:14 Calibration ID: 33940

ANALYTE	RRF					CURVE TYPE	COEFFICIENT			#	MIN RRF	%RSD	#	MAX %RSD	R^2 OR COD	#	MIN R^2 OR COD
	LVL 1 LVL 6	LVL 2	LVL 3	LVL 4	LVL 5		B	M1	M2								
1,3-Dichloropropane	0.6486 0.6061	0.6408	0.6078	0.6433	0.6618	Ave		0.6348				3.6		15.0			
2-Hexanone	0.2371 0.2596	0.2584	0.2606	0.2811	0.2959	Ave		0.2655				7.7		15.0			
Butyl acetate	0.5128 0.5923	0.4425	0.5325	0.5985	0.5972	Ave		0.5459				11.0		15.0			
Dibromochloromethane	0.3130 0.3941	0.3506	0.3356	0.3627	0.4053	Ave		0.3602				9.7		15.0			
1,2-Dibromoethane	0.4046 0.3943	0.4122	0.3748	0.3994	0.4224	Ave		0.4013				4.1		15.0			
Chlorobenzene	1.3473 1.0515	1.1423	1.1083	1.1441	1.1586	Ave		1.1587			0.3000	8.6		15.0			
Ethylbenzene	0.5944 0.6027	0.5741	0.5990	0.6268	0.6550	Ave		0.6087				4.6		15.0			
1,1,1,2-Tetrachloroethane	0.3224 0.3582	0.3065	0.2983	0.3263	0.3662	Ave		0.3296				8.3		15.0			
m&p-Xylene	0.6916 0.7337	0.7145	0.7327	0.7666	0.8024	Ave		0.7400				5.2		15.0			
Butyl acrylate	0.1630 0.3596	0.2261	0.2726	0.3385	0.3622	QuaF		0.3582	0						1.0000		0.9900
o-Xylene	0.6882 0.7081	0.7026	0.7424	0.7680	0.7850	Ave		0.7324				5.3		15.0			
Styrene	1.1656 1.2480	1.2765	1.2947	1.3642	1.3971	Ave		1.2910				6.4		15.0			
Amly acetate	0.6913 1.1805	0.8098	0.9255	1.1388	1.1766	QuaF		1.1627	0						1.0000		0.9900
Bromoform	0.2124 0.2690	0.2071	0.2082	0.2347	0.2760	Ave		0.2346			0.1000	13.0		15.0			
Isopropylbenzene	1.4718 1.6661	1.6127	1.8282	1.9050	1.9460	Ave		1.7383				11.0		15.0			
Camphene, Total	0.1236 0.1091	0.0728	0.1124	0.1168	0.1100	QuaF		0.1116	0						1.0000		0.9900
Monobromobenzene	0.9723 0.8867	0.9150	0.8316	0.8658	0.9050	Ave		0.8961				5.3		15.0			
1,1,2,2-Tetrachloroethane	1.2136 0.9607	1.1777	0.9944	1.0629	1.0658	Ave		1.0792			0.3000	9.2		15.0			
N-Propylbenzene	3.2932 3.2614	3.7317	3.9010	4.0392	4.0359	Ave		3.7104				9.5		15.0			
1,2,3-Trichloropropane	0.3890 0.3279	0.3633	0.3233	0.3277	0.3388	Ave		0.3450				7.5		15.0			

Note: The m1 coefficient is the same as Ave RRF for an Ave curve type.

FORM VI
GC/MS VOA INITIAL CALIBRATION DATA
INTERNAL STANDARD CURVE EVALUATION

Lab Name: TestAmerica Edison Job No.: 460-68679-1 Analy Batch No.: 199137

SDG No.:

Instrument ID: CVOAMS10 GC Column: Rtx-624 ID: 0.25(mm) Heated Purge: (Y/N) N

Calibration Start Date: 12/20/2013 21:02 Calibration End Date: 12/21/2013 02:14 Calibration ID: 33940

ANALYTE	RRF					CURVE TYPE	COEFFICIENT			#	MIN RRF	%RSD	#	MAX %RSD	R^2 OR COD	#	MIN R^2 OR COD
	LVL 1 LVL 6	LVL 2	LVL 3	LVL 4	LVL 5		B	M1	M2								
trans-1,4-Dichloro-2-butene	0.1687 0.2585	0.1594	0.1591	0.1950	0.2466	QuaF		0.2305	0.0001						0.9990		0.9900
2-Chlorotoluene	2.9579 2.5881	2.7799	2.7190	2.8355	2.8253	Ave		2.7843				4.5		15.0			
p-Ethyltoluene	3.4415 2.9868	3.0335	3.4506	3.6561	3.3614	Ave		3.3216				7.8		15.0			
1,3,5-Trimethylbenzene	2.6127 2.5746	2.6456	2.8056	2.8842	2.9483	Ave		2.7452				5.7		15.0			
4-Chlorotoluene	2.7252 2.3454	2.5874	2.5493	2.6081	2.6512	Ave		2.5778				5.0		15.0			
Butyl Methacrylate	0.5109 1.0871	0.6196	0.8095	1.0363	1.0841	QuaF		1.0687	0						1.0000		0.9900
tert-Butylbenzene	1.8923 2.2486	2.1485	2.3798	2.4515	2.4970	Ave		2.2696				9.9		15.0			
1,2,4-Trimethylbenzene	2.6706 2.6004	2.8045	2.9164	3.0258	3.0595	Ave		2.8462				6.6		15.0			
sec-Butylbenzene	2.3756 2.9100	2.9878	3.5135	3.6278	3.6420	QuaF		4.0631	-0.002						1.0000		0.9900
1,3-Dichlorobenzene	1.7443 1.4706	1.6536	1.6049	1.6883	1.6966	Ave		1.6430				5.9		15.0			
p-Isopropyltoluene	2.1365 2.6663	2.5829	2.9993	3.1460	3.2278	Ave		2.7931				15.0		15.0			
1,4-Dichlorobenzene	1.9915 1.5594	1.7483	1.6361	1.6906	1.7511	Ave		1.7295				8.5		15.0			
Benzyl chloride	0.5566 1.5040	0.6246	0.6485	0.9784	3.3089	QuaF		1.1996	0.0006						0.9990		0.9900
Indan	3.4393 2.5966	3.0914	3.2961	3.4853	3.1379	Ave		3.1744				10.0		15.0			
1,4-Diethylbenzene	1.5142 1.6927	1.4288	1.7307	1.9338	1.8038	Ave		1.6840				11.0		15.0			
n-Butylbenzene	2.0172 2.8293	2.5658	3.1533	3.2953	3.3089	QuaF		3.5821	-0.002						1.0000		0.9900
1,2-Dichlorobenzene	1.7749 1.5234	1.6657	1.5943	1.6608	1.6827	Ave		1.6503				5.2		15.0			
1,2,4,5-Tetramethylbenzene	2.0144 2.4675	2.0891	2.4883	2.8389	2.6690	Ave		2.4279				13.0		15.0			
1,2-Dibromo-3-Chloropropane	0.2257 0.1993	0.1717	0.1625	0.1831	0.2034	Ave		0.1909				12.0		15.0			
1,3,5-Trichlorobenzene	0.8982 1.0386	0.8700	1.0002	1.1054	1.0490	Ave		0.9936				9.2		15.0			

Note: The m1 coefficient is the same as Ave RRF for an Ave curve type.

FORM VI
GC/MS VOA INITIAL CALIBRATION DATA
INTERNAL STANDARD CURVE EVALUATION

Lab Name: TestAmerica Edison Job No.: 460-68679-1 Analy Batch No.: 199137

SDG No.:

Instrument ID: CVOAMS10 GC Column: Rtx-624 ID: 0.25(mm) Heated Purge: (Y/N) N

Calibration Start Date: 12/20/2013 21:02 Calibration End Date: 12/21/2013 02:14 Calibration ID: 33940

ANALYTE	RRF					CURVE TYPE	COEFFICIENT			#	MIN RRF	%RSD	#	MAX %RSD	R^2 OR COD	#	MIN R^2 OR COD
	LVL 1 LVL 6	LVL 2	LVL 3	LVL 4	LVL 5		B	M1	M2								
Camphor	0.0473 0.1102	0.0796	0.0678	0.0936	0.0978	QuaF		0.0893	0						1.0000		0.9900
1,2,4-Trichlorobenzene	0.6300 0.9915	0.6886	0.7541	0.9101	1.0297	QuaF		1.0287	0						1.0000		0.9900
Hexachlorobutadiene	0.2962 0.3778	0.3281	0.3730	0.3826	0.3982	Ave		0.3593				11.0		15.0			
Naphthalene	1.7739 2.8091	2.0549	2.1633	2.6656	3.0337	QuaF		3.0920	-0.001						0.9990		0.9900
1,2,3-Trichlorobenzene	0.4981 0.9275	0.6540	0.7262	0.8517	0.9498	QuaF		0.9438	0						1.0000		0.9900
Dibromofluoromethane (Surr)	0.2374 0.2438	0.2335	0.2312	0.2328	0.2309	Ave		0.2349				2.1		15.0			
1,2-Dichloroethane-d4 (Surr)	0.2678 0.2658	0.2609	0.2602	0.2622	0.2601	Ave		0.2628				1.2		15.0			
Toluene-d8 (Surr)	1.3120 1.2803	1.3163	1.3310	1.3270	1.2982	Ave		1.3108				1.4		15.0			
Bromofluorobenzene	0.3905 0.4175	0.3966	0.4092	0.4122	0.4088	Ave		0.4058				2.5		15.0			

Note: The m1 coefficient is the same as Ave RRF for an Ave curve type.

FORM VI
GC/MS VOA INITIAL CALIBRATION DATA
INTERNAL STANDARD RESPONSE AND CONCENTRATION

Lab Name: TestAmerica Edison Job No.: 460-68679-1 Analy Batch No.: 199137

SDG No.:

Instrument ID: CVOAMS10 GC Column: Rtx-624 ID: 0.25(mm) Heated Purge: (Y/N) N

Calibration Start Date: 12/20/2013 21:02 Calibration End Date: 12/21/2013 02:14 Calibration ID: 33940

Calibration Files:

LEVEL:	LAB SAMPLE ID:	LAB FILE ID:
Level 1	STD1 460-199137/4	R10763.D
Level 2	STD5 460-199137/16	R10775.D
Level 3	STD20 460-199137/6	R10765.D
Level 4	STD50 460-199137/7	R10766.D
Level 5	STD200 460-199137/8	R10767.D
Level 6	STD500 460-199137/9	R10768.D

ANALYTE	IS REF	CURVE TYPE	RESPONSE					CONCENTRATION (UG/L)				
			LVL 1 LVL 6	LVL 2	LVL 3	LVL 4	LVL 5	LVL 1 LVL 6	LVL 2	LVL 3	LVL 4	LVL 5
Dichlorodifluoromethane	FB	Ave	6430 3284437	28340	125131	329982	1223704	1.00 500	5.00	20.0	50.0	200
Chloromethane	FB	Ave	6608 2858898	25619	106320	274782	1042264	1.00 500	5.00	20.0	50.0	200
Vinyl chloride	FB	Ave	6125 2693729	25184	105705	283186	1043572	1.00 500	5.00	20.0	50.0	200
Butadiene	FB	Ave	5150 2405389	21854	95921	252986	939110	1.00 500	5.00	20.0	50.0	200
Bromomethane	TBA	QuaF	2139 1411558	7553	32549	97814	464536	1.00 500	5.00	20.0	50.0	200
Chloroethane	FB	Ave	3335 1524769	15582	60705	158277	583426	1.00 500	5.00	20.0	50.0	200
Dichlorofluoromethane	FB	QuaF	10813 4353160	39974	169622	444091	1642392	1.00 500	5.00	20.0	50.0	200
Trichlorofluoromethane	FB	Ave	7599 4124718	33718	149364	391952	1526585	1.00 500	5.00	20.0	50.0	200
Ethanol	TBA	QuaF	1412 552676	6250	19393	51620	200999	50.0 25000	250	1000	2500	10000
Ethyl ether	FB	Ave	4209 1863838	19433	67281	176791	740859	1.00 500	5.00	20.0	50.0	200
Isopropene	FB	QuaF	10172 6053366	24494	206432	534130	2064539	1.00 500	5.00	20.0	50.0	200
Freon TF	FB	QuaF	2279 2444476	16286	84344	217006	939106	1.00 500	5.00	20.0	50.0	200
Acrolein	TBA	Ave	3156 300879	12539	24106	59619	142742	4.00 400	20.0	40.0	100	200
1,1-Dichloroethene	FB	Ave	4587 2714696	24356	88086	233512	1026323	1.00 500	5.00	20.0	50.0	200
Acetone	TBA	QuaF	11031 4470386	45157	162989	406403	1593221	5.00 2500	25.0	100	250	1000
Iodomethane	FB	QuaF	1385 2252668	8904	47634	173733	906854	1.00 500	5.00	20.0	50.0	200

FORM VI
GC/MS VOA INITIAL CALIBRATION DATA
INTERNAL STANDARD RESPONSE AND CONCENTRATION

Lab Name: TestAmerica Edison Job No.: 460-68679-1 Analy Batch No.: 199137

SDG No.:

Instrument ID: CVOAMS10 GC Column: Rtx-624 ID: 0.25(mm) Heated Purge: (Y/N) N

Calibration Start Date: 12/20/2013 21:02 Calibration End Date: 12/21/2013 02:14 Calibration ID: 33940

ANALYTE	IS REF	CURVE TYPE	RESPONSE					CONCENTRATION (UG/L)				
			LVL 1 LVL 6	LVL 2	LVL 3	LVL 4	LVL 5	LVL 1 LVL 6	LVL 2	LVL 3	LVL 4	LVL 5
Carbon disulfide	FB	Ave	15330 8867794	80551	309223	821701	3569071	1.00 500	5.00	20.0	50.0	200
Isopropanol	TBA	Ave	3031 1779320	14528	48347	135026	596239	10.0 5000	50.0	200	500	2000
Allyl chloride	FB	Ave	2678 1379063	13399	48235	134459	557057	1.00 500	5.00	20.0	50.0	200
Methyl acetate	FB	Ave	22688 9543798	109217	374386	976143	4093540	5.00 2500	25.0	100	250	1000
Cyclopentene	FB	Ave	11134 6873292	52314	244632	664831	2573154	1.00 500	5.00	20.0	50.0	200
Acetonitrile	FB	Ave	8420 4145702	41539	142410	376621	1506049	10.0 5000	50.0	200	500	2000
Methylene Chloride	FB	Ave	6358 2929710	30571	102954	267837	1129626	1.00 500	5.00	20.0	50.0	200
TBA	TBA	Ave	4504 2878410	23026	71482	206582	1010049	10.0 5000	50.0	200	500	2000
MTBE	FB	Ave	14029 7730731	70162	246917	667605	2944919	1.00 500	5.00	20.0	50.0	200
trans-1,2-Dichloroethene	FB	Ave	5429 2937102	27050	95015	249461	1093325	1.00 500	5.00	20.0	50.0	200
Acrylonitrile	FB	Ave	23537 10297432	114631	402357	1058323	4435115	10.0 5000	50.0	200	500	2000
Hexane	FB	QuaF	1533 1503409	9418	50018	129126	580963	1.00 500	5.00	20.0	50.0	200
Allyl alcohol	TBA	None	+++++ +++++	+++++	+++++	+++++	9605	+++++ +++++	+++++	+++++	+++++	5000
DIPE	FB	Ave	13930 7122500	65391	245108	681170	2681154	1.00 500	5.00	20.0	50.0	200
1,1-Dichloroethane	FB	Ave	9418 4759717	44947	158756	415274	1768739	1.00 500	5.00	20.0	50.0	200
Vinyl acetate	FB	QuaF	13610 6762952	86115	258911	822621	3549272	2.00 1000	10.0	40.0	100	400
2-Chloro-1,3-butadiene	FB	Ave	4035 2551468	20069	87443	233345	939080	1.00 500	5.00	20.0	50.0	200
Tert-butyl ethyl ether	FB	Ave	11856 7220168	59509	217023	607425	2545187	1.00 500	5.00	20.0	50.0	200
2,2-Dichloropropane	FB	Ave	3810 3220575	25129	83544	236127	1166704	1.00 500	5.00	20.0	50.0	200
cis-1,2-Dichloroethene	FB	Ave	6053 3143011	28308	101785	268622	1152694	1.00 500	5.00	20.0	50.0	200
2-Butanone	TBA	Ave	3970 2070900	18599	67774	178903	790066	5.00 2500	25.0	100	250	1000

FORM VI
GC/MS VOA INITIAL CALIBRATION DATA
INTERNAL STANDARD RESPONSE AND CONCENTRATION

Lab Name: TestAmerica Edison Job No.: 460-68679-1 Analy Batch No.: 199137

SDG No.:

Instrument ID: CVOAMS10 GC Column: Rtx-624 ID: 0.25(mm) Heated Purge: (Y/N) N

Calibration Start Date: 12/20/2013 21:02 Calibration End Date: 12/21/2013 02:14 Calibration ID: 33940

ANALYTE	IS REF	CURVE TYPE	RESPONSE					CONCENTRATION (UG/L)				
			LVL 1 LVL 6	LVL 2	LVL 3	LVL 4	LVL 5	LVL 1 LVL 6	LVL 2	LVL 3	LVL 4	LVL 5
Ethyl acetate	TBA	Ave	1298 745475	5965	23589	65533	268311	2.00 1000	10.0	40.0	100	400
Methyl acrylate	FB	Ave	4717 2793702	23067	84637	241694	1004595	1.00 500	5.00	20.0	50.0	200
Propionitrile	TBA	Ave	8268 4557893	41117	150405	408427	1670882	10.0 5000	50.0	200	500	2000
Bromochloromethane	FB	Ave	2732 1439161	14706	50275	127572	540753	1.00 500	5.00	20.0	50.0	200
Tetrahydrofuran	TBA	Ave	2744 2083173	20790	73324	194024	829871	2.00 1000	10.0	40.0	100	400
Methacrylonitrile	FB	Ave	26724 11787752	130414	491748	1315221	4883982	10.0 5000	50.0	200	500	2000
Chloroform	FB	Ave	9357 4635985	43632	154110	402610	1740911	1.00 500	5.00	20.0	50.0	200
Cyclohexane	FB	QuaF	3327 4059089	24879	133479	358545	1574909	1.00 500	5.00	20.0	50.0	200
1,1,1-Trichloroethane	FB	Ave	5571 3871479	29833	112383	302853	1426883	1.00 500	5.00	20.0	50.0	200
Carbon tetrachloride	FB	QuaF	3305 3065351	19721	79582	221907	1112501	1.00 500	5.00	20.0	50.0	200
1,1-Dichloropropene	FB	Ave	4640 3336048	26693	107373	283637	1290427	1.00 500	5.00	20.0	50.0	200
Isobutyl alcohol	TBA	Ave	3721 3083701	19782	70124	213138	1107658	25.0 12500	125	500	1250	5000
Benzene	CBZ	Ave	20829 10406166	101785	369182	973249	4187519	1.00 500	5.00	20.0	50.0	200
Isopropyl acetate	FB	Ave	10113 6512164	54422	206326	581425	2401264	1.00 500	5.00	20.0	50.0	200
Tert-amyl methyl ether	FB	Ave	11457 7324490	58016	213628	608170	2580334	1.00 500	5.00	20.0	50.0	200
1,2-Dichloroethane	FB	Ave	6798 3413021	32778	114072	298250	1279690	1.00 500	5.00	20.0	50.0	200
n-Heptane	FB	QuaF	681 1187710	5815	38789	100070	449589	1.00 500	5.00	20.0	50.0	200
2,4,4-Trimethyl-1-pentene	FB	QuaF	13640 10492297	54096	356770	1000360	3993309	2.00 1000	10.0	40.0	100	400
n-Butanol	TBA	QuaF	1191 2108731	9391	38029	136816	687525	25.0 12500	125	500	1250	5000
Trichloroethene	FB	Ave	5241 2870062	24248	91071	236676	1052655	1.00 500	5.00	20.0	50.0	200
Methylcyclohexane	FB	QuaF	2657 4219225	22502	136083	360606	1607490	1.00 500	5.00	20.0	50.0	200

FORM VI
GC/MS VOA INITIAL CALIBRATION DATA
INTERNAL STANDARD RESPONSE AND CONCENTRATION

Lab Name: TestAmerica Edison Job No.: 460-68679-1 Analy Batch No.: 199137

SDG No.:

Instrument ID: CVOAMS10 GC Column: Rtx-624 ID: 0.25(mm) Heated Purge: (Y/N) N

Calibration Start Date: 12/20/2013 21:02 Calibration End Date: 12/21/2013 02:14 Calibration ID: 33940

ANALYTE	IS REF	CURVE TYPE	RESPONSE					CONCENTRATION (UG/L)				
			LVL 1 LVL 6	LVL 2	LVL 3	LVL 4	LVL 5	LVL 1 LVL 6	LVL 2	LVL 3	LVL 4	LVL 5
Ethyl acrylate	FB	QuaF	6801 6728709	45612	209204	589615	2516667	1.00 500	5.00	20.0	50.0	200
1,2-Dichloropropane	FB	Ave	4727 2647469	22781	84333	226836	998132	1.00 500	5.00	20.0	50.0	200
Methyl methacrylate	FB	Ave	2970 2048794	15598	61311	175683	729039	2.00 1000	10.0	40.0	100	400
1,4-Dioxane	DXE	Ave	3909 847731	7857	26017	72803	310745	50.0 10000	100	400	1000	4000
Dibromomethane	FB	Ave	3685 1754771	16222	60489	155483	683156	1.00 500	5.00	20.0	50.0	200
Propyl acetate	FB	Ave	6593 4149617	28760	126315	361497	1487075	1.00 500	5.00	20.0	50.0	200
Bromodichloromethane	FB	Ave	6073 3662359	30281	110096	294527	1351166	1.00 500	5.00	20.0	50.0	200
2-Nitropropane	FB	QuaF	1835 1355054	6412	27680	86540	436668	2.00 1000	10.0	40.0	100	400
2-Chloroethyl vinyl ether	FB	Ave	2707 1848954	13398	54342	156907	658848	1.00 500	5.00	20.0	50.0	200
Epichlorohydrin	CBZ	None	+++++ +++++	+++++	+++++	+++++	150252	+++++ +++++	+++++	+++++	+++++	4000
cis-1,3-Dichloropropene	CBZ	Ave	5566 4328996	32339	118872	336225	1592976	1.00 500	5.00	20.0	50.0	200
4-Methyl-2-pentanone	CBZ	Ave	22457 12736203	118717	449126	1214005	5223318	5.00 2500	25.0	100	250	1000
Toluene	CBZ	Ave	21063 11516845	103973	397812	1044540	4577168	1.00 500	5.00	20.0	50.0	200
trans-1,3-Dichloropropene	CBZ	QuaF	4031 3846071	24042	90657	273449	1368069	1.00 500	5.00	20.0	50.0	200
Ethyl methacrylate	CBZ	Ave	4493 4250476	29211	112771	335220	1568394	1.00 500	5.00	20.0	50.0	200
1,1,2-Trichloroethane	CBZ	Ave	3947 2339652	20620	73424	198799	862086	1.00 500	5.00	20.0	50.0	200
Tetrachloroethene	CBZ	Ave	3916 2683824	20652	83988	219539	1005099	1.00 500	5.00	20.0	50.0	200
1,3-Dichloropropane	CBZ	Ave	7476 4540502	38850	142172	385259	1705621	1.00 500	5.00	20.0	50.0	200
2-Hexanone	CBZ	Ave	13663 9724744	78313	304784	841682	3813628	5.00 2500	25.0	100	250	1000
Butyl acetate	CBZ	Ave	5910 4436559	26829	124548	358381	1539082	1.00 500	5.00	20.0	50.0	200
Dibromochloromethane	CBZ	Ave	3607 2952200	21254	78490	217228	1044599	1.00 500	5.00	20.0	50.0	200

FORM VI
GC/MS VOA INITIAL CALIBRATION DATA
INTERNAL STANDARD RESPONSE AND CONCENTRATION

Lab Name: TestAmerica Edison Job No.: 460-68679-1 Analy Batch No.: 199137

SDG No.:

Instrument ID: CVOAMS10 GC Column: Rtx-624 ID: 0.25(mm) Heated Purge: (Y/N) N

Calibration Start Date: 12/20/2013 21:02 Calibration End Date: 12/21/2013 02:14 Calibration ID: 33940

ANALYTE	IS REF	CURVE TYPE	RESPONSE					CONCENTRATION (UG/L)				
			LVL 1 LVL 6	LVL 2	LVL 3	LVL 4	LVL 5	LVL 1 LVL 6	LVL 2	LVL 3	LVL 4	LVL 5
1,2-Dibromoethane	CBZ	Ave	4663 2953755	24989	87668	239186	1088755	1.00 500	5.00	20.0	50.0	200
Chlorobenzene	CBZ	Ave	15529 7876310	69249	259226	685127	2986000	1.00 500	5.00	20.0	50.0	200
Ethylbenzene	CBZ	Ave	6851 4514414	34804	140110	375343	1688102	1.00 500	5.00	20.0	50.0	200
1,1,1,2-Tetrachloroethane	CBZ	Ave	3716 2682918	18582	69766	195427	943749	1.00 500	5.00	20.0	50.0	200
m&p-Xylene	CBZ	Ave	7971 5495653	43315	171389	459073	2068046	1.00 500	5.00	20.0	50.0	200
Butyl acrylate	CBZ	QuaF	1879 2693836	13708	63758	202717	933582	1.00 500	5.00	20.0	50.0	200
o-Xylene	CBZ	Ave	7932 5303950	42596	173650	459894	2023217	1.00 500	5.00	20.0	50.0	200
Styrene	CBZ	Ave	13434 9348906	77387	302841	816955	3600636	1.00 500	5.00	20.0	50.0	200
Amly acetate	DCB	QuaF	4105 4735290	25753	119929	378971	1695190	1.00 500	5.00	20.0	50.0	200
Bromoform	CBZ	Ave	2448 2015132	12554	48696	140566	711289	1.00 500	5.00	20.0	50.0	200
Isopropylbenzene	CBZ	Ave	16963 12480087	97770	427615	1140818	5015224	1.00 500	5.00	20.0	50.0	200
Camphene, Total	CBZ	QuaF	1425 817587	4411	26283	69951	283553	1.00 500	5.00	20.0	50.0	200
Monobromobenzene	DCB	Ave	5774 3556990	29100	107754	288134	1303939	1.00 500	5.00	20.0	50.0	200
1,1,2,2-Tetrachloroethane	DCB	Ave	7207 3853650	37455	128858	353719	1535633	1.00 500	5.00	20.0	50.0	200
N-Propylbenzene	DCB	Ave	19556 13082641	118677	505482	1344214	5814840	1.00 500	5.00	20.0	50.0	200
1,2,3-Trichloropropane	DCB	Ave	2310 1315210	11554	41889	109052	488171	1.00 500	5.00	20.0	50.0	200
trans-1,4-Dichloro-2-butene	DCB	QuaF	1002 1036902	5070	20618	64894	355335	1.00 500	5.00	20.0	50.0	200
2-Chlorotoluene	DCB	Ave	17565 10381824	88406	352328	943616	4070679	1.00 500	5.00	20.0	50.0	200
p-Ethyltoluene	DCB	Ave	20437 11981178	96471	447126	1216709	4842953	1.00 500	5.00	20.0	50.0	200
1,3,5-Trimethylbenzene	DCB	Ave	15515 10327427	84137	363548	959828	4247789	1.00 500	5.00	20.0	50.0	200
4-Chlorotoluene	DCB	Ave	16183 9408279	82287	330332	867969	3819808	1.00 500	5.00	20.0	50.0	200

FORM VI
GC/MS VOA INITIAL CALIBRATION DATA
INTERNAL STANDARD RESPONSE AND CONCENTRATION

Lab Name: TestAmerica Edison Job No.: 460-68679-1 Analy Batch No.: 199137

SDG No.:

Instrument ID: CVOAMS10 GC Column: Rtx-624 ID: 0.25(mm) Heated Purge: (Y/N) N

Calibration Start Date: 12/20/2013 21:02 Calibration End Date: 12/21/2013 02:14 Calibration ID: 33940

ANALYTE	IS REF	CURVE TYPE	RESPONSE					CONCENTRATION (UG/L)				
			LVL 1 LVL 6	LVL 2	LVL 3	LVL 4	LVL 5	LVL 1 LVL 6	LVL 2	LVL 3	LVL 4	LVL 5
Butyl Methacrylate	DCB	QuaF	3034 4360876	19705	104889	344887	1561917	1.00 500	5.00	20.0	50.0	200
tert-Butylbenzene	DCB	Ave	11237 9019702	68326	308367	815828	3597683	1.00 500	5.00	20.0	50.0	200
1,2,4-Trimethylbenzene	DCB	Ave	15859 10431104	89190	377909	1006961	4408017	1.00 500	5.00	20.0	50.0	200
sec-Butylbenzene	DCB	QuaF	14107 11673177	95019	455275	1207296	5247300	1.00 500	5.00	20.0	50.0	200
1,3-Dichlorobenzene	DCB	Ave	10358 5899251	52588	207963	561851	2444418	1.00 500	5.00	20.0	50.0	200
p-Isopropyltoluene	DCB	Ave	12687 10695377	82141	388647	1046975	4650607	1.00 500	5.00	20.0	50.0	200
1,4-Dichlorobenzene	DCB	Ave	11826 6255190	55599	212007	562613	2522922	1.00 500	5.00	20.0	50.0	200
Benzyl chloride	DCB	QuaF	3305 6032948	19865	84037	325614	4767426	1.00 500	5.00	20.0	50.0	200
Indan	DCB	Ave	20424 10415868	98313	427100	1159896	4521042	1.00 500	5.00	20.0	50.0	200
1,4-Diethylbenzene	DCB	Ave	8992 6789997	45439	224257	643566	2598876	1.00 500	5.00	20.0	50.0	200
n-Butylbenzene	DCB	QuaF	11979 11349245	81598	408603	1096638	4767341	1.00 500	5.00	20.0	50.0	200
1,2-Dichlorobenzene	DCB	Ave	10540 6110918	52974	206588	552716	2424334	1.00 500	5.00	20.0	50.0	200
1,2,4,5-Tetramethylbenzene	DCB	Ave	11962 9898155	66439	322425	944756	3845442	1.00 500	5.00	20.0	50.0	200
1,2-Dibromo-3-Chloropropane	DCB	Ave	1340 799506	5461	21061	60925	293024	1.00 500	5.00	20.0	50.0	200
1,3,5-Trichlorobenzene	DCB	Ave	5334 4166323	27669	129599	367877	1511438	1.00 500	5.00	20.0	50.0	200
Camphor	DCB	QuaF	1405 2210130	12653	43902	155693	704526	5.00 2500	25.0	100	250	1000
1,2,4-Trichlorobenzene	DCB	QuaF	3741 3977258	21898	97712	302878	1483542	1.00 500	5.00	20.0	50.0	200
Hexachlorobutadiene	DCB	Ave	1759 1515660	10434	48339	127342	573660	1.00 500	5.00	20.0	50.0	200
Naphthalene	DCB	QuaF	10534 11268308	65350	280324	887101	4370869	1.00 500	5.00	20.0	50.0	200
1,2,3-Trichlorobenzene	DCB	QuaF	2958 3720652	20798	94103	283436	1368510	1.00 500	5.00	20.0	50.0	200
Dibromofluoromethane (Surr)	FB	Ave	185679 238372	191944	183847	189243	198619	50.0 50.0	50.0	50.0	50.0	50.0

FORM VI
GC/MS VOA INITIAL CALIBRATION DATA
INTERNAL STANDARD RESPONSE AND CONCENTRATION

Lab Name: TestAmerica Edison Job No.: 460-68679-1 Analy Batch No.: 199137

SDG No.:

Instrument ID: CVOAMS10 GC Column: Rtx-624 ID: 0.25(mm) Heated Purge: (Y/N) N

Calibration Start Date: 12/20/2013 21:02 Calibration End Date: 12/21/2013 02:14 Calibration ID: 33940

ANALYTE	IS REF	CURVE TYPE	RESPONSE					CONCENTRATION (UG/L)				
			LVL 1 LVL 6	LVL 2	LVL 3	LVL 4	LVL 5	LVL 1 LVL 6	LVL 2	LVL 3	LVL 4	LVL 5
1,2-Dichloroethane-d4 (Surr)	FB	Ave	209398 259872	214440	206919	213109	223754	50.0 50.0	50.0	50.0	50.0	50.0
Toluene-d8 (Surr)	CBZ	Ave	756071 959030	798011	778301	794663	836432	50.0 50.0	50.0	50.0	50.0	50.0
Bromofluorobenzene	CBZ	Ave	225027 312734	240438	239288	246859	263377	50.0 50.0	50.0	50.0	50.0	50.0

Curve Type Legend:

Ave = Average ISTD
None = No Calib Curve
QuaF = Quadratic ISTD forced zero

FORM VII
GC/MS VOA CONTINUING CALIBRATION DATA

Lab Name: TestAmerica Edison Job No.: 460-68679-1

SDG No.:

Lab Sample ID: CCVIS 460-200539/2 Calibration Date: 12/30/2013 07:32

Instrument ID: CVOAMS10 Calib Start Date: 12/20/2013 21:02

GC Column: Rtx-624 ID: 0.25(mm) Calib End Date: 12/21/2013 02:14

Lab File ID: R11135.D Conc. Units: ug/L Heated Purge: (Y/N) N

ANALYTE	CURVE TYPE	AVE RRF	RRF	MIN RRF	CALC AMOUNT	SPIKE AMOUNT	%D	MAX %D
Dichlorodifluoromethane	Ave	0.3745	0.3669		19.6	20.0	-2.0	50.0
Chloromethane	Ave	0.3336	0.3552	0.1000	21.3	20.0	6.5	50.0
Vinyl chloride	Ave	0.3262	0.3468		21.3	20.0	6.3	20.0
Butadiene	Ave	0.2878	0.2904		20.2	20.0	0.9	50.0
Bromomethane	QuaF		5.568		15.5	20.0	-22.7	50.0
Chloroethane	Ave	0.1856	0.2175		23.4	20.0	17.2	50.0
Dichlorofluoromethane	QuaF		0.5789		23.3	20.0	16.6	50.0
Trichlorofluoromethane	Ave	0.4522	0.4605		20.4	20.0	1.8	50.0
Ethanol	QuaF		0.0843		1010	1000	1.5	50.0
Ethyl ether	Ave	0.2234	0.2207		19.8	20.0	-1.2	50.0
Isopropene	QuaF		0.3128		9.73	20.0	-51.3*	50.0
Freon TF	QuaF		0.2295		18.2	20.0	-8.9	50.0
Acrolein	Ave	2.490	2.185		35.1	40.0	-12.2	50.0
1,1-Dichloroethene	Ave	0.2883	0.2671		18.5	20.0	-7.3	20.0
Acetone	QuaF		6.806		113	100	13.1	50.0
Iodomethane	QuaF		0.1391		15.4	20.0	-22.8	50.0
Carbon disulfide	Ave	0.9812	0.9226		18.8	20.0	-6.0	50.0
Isopropanol	Ave	1.066	0.9174		187	200	-13.9	50.0
Allyl chloride	Ave	0.1590	0.1606		20.3	20.0	1.0	50.0
Cyclopentene	Ave	0.7310	0.6694		18.3	20.0	-8.4	50.0
Methyl acetate	Ave	0.2441	0.2365		96.9	100	-3.1	50.0
Acetonitrile	Ave	0.0469	0.0469		200	200	-0.1	50.0
Methylene Chloride	Ave	0.3432	0.3265		19.0	20.0	-4.9	50.0
TBA	Ave	1.667	1.532		181	200	-8.1	50.0
MTBE	Ave	0.8324	0.7812		18.8	20.0	-6.2	50.0
trans-1,2-Dichloroethene	Ave	0.3166	0.2955		18.7	20.0	-6.7	50.0
Acrylonitrile	Ave	0.1301	0.1274		196	200	-2.1	50.0
Hexane	QuaF		0.1409		18.6	20.0	-7.2	50.0
DIPE	Ave	0.8004	0.7637		19.1	20.0	-4.6	50.0
1,1-Dichloroethane	Ave	0.5266	0.5007	0.1000	19.0	20.0	-4.9	50.0
Vinyl acetate	QuaF		0.5225		40.8	40.0	1.9	50.0
2-Chloro-1,3-butadiene	Ave	0.2663	0.2455		18.4	20.0	-7.8	50.0
Tert-butyl ethyl ether	Ave	0.7316	0.7085		19.4	20.0	-3.2	50.0
2,2-Dichloropropane	Ave	0.2951	0.3126		21.2	20.0	5.9	50.0
cis-1,2-Dichloroethene	Ave	0.3397	0.3159		18.6	20.0	-7.0	50.0
2-Butanone	Ave	2.773	2.784		100	100	0.4	50.0
Ethyl acetate	Ave	2.379	2.245		40.2	40.0	-5.6	50.0
Methyl acrylate	Ave	0.2872	0.2553		17.8	20.0	-11.1	50.0
Propionitrile	Ave	3.027	2.941		194	200	-2.8	50.0
Bromochloromethane	Ave	0.1622	0.1560		19.2	20.0	-3.8	50.0
Tetrahydrofuran	Ave	6.913	7.354		42.6	40.0	6.4	50.0

FORM VII
GC/MS VOA CONTINUING CALIBRATION DATA

Lab Name: TestAmerica Edison Job No.: 460-68679-1

SDG No.:

Lab Sample ID: CCVIS 460-200539/2 Calibration Date: 12/30/2013 07:32

Instrument ID: CVOAMS10 Calib Start Date: 12/20/2013 21:02

GC Column: Rtx-624 ID: 0.25(mm) Calib End Date: 12/21/2013 02:14

Lab File ID: R11135.D Conc. Units: ug/L Heated Purge: (Y/N) N

ANALYTE	CURVE TYPE	AVE RRF	RRF	MIN RRF	CALC AMOUNT	SPIKE AMOUNT	%D	MAX %D
Methacrylonitrile	Ave	0.1514	0.1494		197	200	-1.3	50.0
Chloroform	Ave	0.5148	0.4932		19.2	20.0	-4.2	20.0
Cyclohexane	QuaF		0.3545		17.3	20.0	-13.4	50.0
1,1,1-Trichloroethane	Ave	0.3758	0.3599		19.1	20.0	-4.2	50.0
Carbon tetrachloride	QuaF		0.2532		18.7	20.0	-6.7	50.0
1,1-Dichloropropene	Ave	0.3373	0.3158		18.7	20.0	-6.4	50.0
Isobutyl alcohol	Ave	0.6506	0.5993		442	500	-7.9	50.0
Benzene	Ave	1.617	1.587		19.6	20.0	-1.9	50.0
Isopropyl acetate	Ave	0.6727	0.6490		19.3	20.0	-3.5	50.0
Tert-amyl methyl ether	Ave	0.7262	0.6765		18.6	20.0	-6.8	50.0
1,2-Dichloroethane	Ave	0.3800	0.3696		19.5	20.0	-2.7	50.0
n-Heptane	QuaF		0.1060		17.8	20.0	-11.1	50.0
2,4,4-Trimethyl-1-pentene	QuaF		0.4500		31.4	40.0	-21.5	50.0
n-Butanol	QuaF		0.3224		420	500	-16.1	50.0
Trichloroethene	Ave	0.3012	0.2722		18.0	20.0	-9.6	50.0
Methylcyclohexane	QuaF		0.3578		16.9	20.0	-15.7	50.0
Ethyl acrylate	QuaF		0.6087		18.0	20.0	-9.8	50.0
1,2-Dichloropropane	Ave	0.2807	0.2628		18.7	20.0	-6.4	20.0
Methyl methacrylate	Ave	0.1008	0.0914		36.3	40.0	-9.4	50.0
1,4-Dioxane	Ave	3.524	2.533		289	400	-28.1	50.0
Dibromomethane	Ave	0.1987	0.1800		18.1	20.0	-9.4	50.0
Propyl acetate	Ave	0.4116	0.3765		18.3	20.0	-8.5	50.0
Bromodichloromethane	Ave	0.3721	0.3567		19.2	20.0	-4.1	50.0
2-Nitropropane	QuaF		0.0534		41.6	40.0	3.9	50.0
2-Chloroethyl vinyl ether	Ave	0.1801	0.1658		18.4	20.0	-7.9	50.0
cis-1,3-Dichloropropene	Ave	0.5470	0.5651		20.7	20.0	3.3	50.0
4-Methyl-2-pentanone	Ave	0.3860	0.3829		99.2	100	-0.8	50.0
Toluene	Ave	1.717	1.645		19.2	20.0	-4.2	20.0
trans-1,3-Dichloropropene	QuaF		0.4441		19.7	20.0	-1.3	50.0
Ethyl methacrylate	Ave	0.5149	0.4814		18.7	20.0	-6.5	50.0
1,1,2-Trichloroethane	Ave	0.3292	0.3189		19.4	20.0	-3.1	50.0
Tetrachloroethene	Ave	0.3591	0.3317		18.5	20.0	-7.6	50.0
1,3-Dichloropropane	Ave	0.6348	0.6113		19.3	20.0	-3.7	50.0
2-Hexanone	Ave	0.2655	0.2614		98.5	100	-1.5	50.0
Butyl acetate	Ave	0.5459	0.4886		18.0	20.0	-10.5	50.0
Dibromochloromethane	Ave	0.3602	0.3573		19.8	20.0	-0.8	50.0
1,2-Dibromoethane	Ave	0.4013	0.3765		18.8	20.0	-6.2	50.0
Chlorobenzene	Ave	1.159	1.058	0.3000	18.3	20.0	-8.7	50.0
Ethylbenzene	Ave	0.6087	0.5636		18.5	20.0	-7.4	20.0
1,1,1,2-Tetrachloroethane	Ave	0.3296	0.3166		19.2	20.0	-4.0	50.0
m&p-Xylene	Ave	0.7400	0.6931		18.8	20.0	-6.3	50.0

FORM VII
GC/MS VOA CONTINUING CALIBRATION DATA

Lab Name: TestAmerica Edison Job No.: 460-68679-1

SDG No.:

Lab Sample ID: CCVIS 460-200539/2 Calibration Date: 12/30/2013 07:32

Instrument ID: CVOAMS10 Calib Start Date: 12/20/2013 21:02

GC Column: Rtx-624 ID: 0.25(mm) Calib End Date: 12/21/2013 02:14

Lab File ID: R11135.D Conc. Units: ug/L Heated Purge: (Y/N) N

ANALYTE	CURVE TYPE	AVE RRF	RRF	MIN RRF	CALC AMOUNT	SPIKE AMOUNT	%D	MAX %D
Butyl acrylate	QuaF		0.2621		17.0	20.0	-15.1	50.0
o-Xylene	Ave	0.7324	0.6986		19.1	20.0	-4.6	50.0
Styrene	Ave	1.291	1.239		19.2	20.0	-4.0	50.0
Amly acetate	QuaF		0.9182		17.5	20.0	-12.5	50.0
Bromoform	Ave	0.2346	0.2195	0.1000	18.7	20.0	-6.4	50.0
Isopropylbenzene	Ave	1.738	1.683		19.4	20.0	-3.2	50.0
Camphene, Total	QuaF		0.0977		17.5	20.0	-12.7	50.0
Monobromobenzene	Ave	0.8961	0.7957		17.8	20.0	-11.2	50.0
1,1,2,2-Tetrachloroethane	Ave	1.079	1.021	0.3000	18.9	20.0	-5.4	50.0
N-Propylbenzene	Ave	3.710	3.717		20.0	20.0	0.2	50.0
1,2,3-Trichloropropane	Ave	0.3450	0.3105		18.0	20.0	-10.0	50.0
trans-1,4-Dichloro-2-butene	QuaF		0.1976		20.5	20.0	2.4	50.0
2-Chlorotoluene	Ave	2.784	2.630		18.9	20.0	-5.5	50.0
p-Ethyltoluene	Ave	3.322	3.223		19.4	20.0	-3.0	50.0
1,3,5-Trimethylbenzene	Ave	2.745	2.676		19.5	20.0	-2.5	50.0
4-Chlorotoluene	Ave	2.578	2.444		19.0	20.0	-5.2	50.0
Butyl Methacrylate	QuaF		0.7913		17.0	20.0	-15.0	50.0
tert-Butylbenzene	Ave	2.270	2.182		19.2	20.0	-3.9	50.0
1,2,4-Trimethylbenzene	Ave	2.846	2.823		19.8	20.0	-0.8	50.0
sec-Butylbenzene	QuaF		3.208		19.2	20.0	-4.1	50.0
1,3-Dichlorobenzene	Ave	1.643	1.546		18.8	20.0	-5.9	50.0
p-Isopropyltoluene	Ave	2.793	2.771		19.8	20.0	-0.8	50.0
1,4-Dichlorobenzene	Ave	1.729	1.574		18.2	20.0	-9.0	50.0
Benzyl chloride	QuaF		0.9764		6.66	20.0	-66.7*	50.0
Indan	Ave	3.174	3.093		19.5	20.0	-2.6	50.0
1,4-Diethylbenzene	Ave	1.684	1.653		19.6	20.0	-1.8	50.0
n-Butylbenzene	QuaF		2.997		19.7	20.0	-1.6	50.0
1,2-Dichlorobenzene	Ave	1.650	1.531		18.6	20.0	-7.2	50.0
1,2,4,5-Tetramethylbenzene	Ave	2.428	2.304		19.0	20.0	-5.1	50.0
1,2-Dibromo-3-Chloropropane	Ave	0.1909	0.1676		17.6	20.0	-12.2	50.0
1,3,5-Trichlorobenzene	Ave	0.9936	0.9436		19.0	20.0	-5.0	50.0
Camphor	QuaF		0.0612		74.5	100	-25.5	50.0
1,2,4-Trichlorobenzene	QuaF		0.7234		17.0	20.0	-15.0	50.0
Hexachlorobutadiene	Ave	0.3593	0.3422		19.0	20.0	-4.8	50.0
Naphthalene	QuaF		1.989		16.2	20.0	-19.1	50.0
1,2,3-Trichlorobenzene	QuaF		0.6583		16.6	20.0	-17.2	50.0
Allyl alcohol	None				97.0	500	-100.0*	50.0
Epichlorohydrin	None				2.00	400	-100.0*	50.0
Dibromofluoromethane (Surr)	Ave	0.2349	0.2409		51.3	50.0	2.5	50.0
1,2-Dichloroethane-d4 (Surr)	Ave	0.2628	0.2745		52.2	50.0	4.4	50.0
Toluene-d8 (Surr)	Ave	1.311	1.348		51.4	50.0	2.9	50.0

FORM VII
GC/MS VOA CONTINUING CALIBRATION DATA

Lab Name: TestAmerica Edison Job No.: 460-68679-1

SDG No.:

Lab Sample ID: CCVIS 460-200539/2 Calibration Date: 12/30/2013 07:32

Instrument ID: CVOAMS10 Calib Start Date: 12/20/2013 21:02

GC Column: Rtx-624 ID: 0.25(mm) Calib End Date: 12/21/2013 02:14

Lab File ID: R11135.D Conc. Units: ug/L Heated Purge: (Y/N) N

ANALYTE	CURVE TYPE	AVE RRF	RRF	MIN RRF	CALC AMOUNT	SPIKE AMOUNT	%D	MAX %D
Bromofluorobenzene	Ave	0.4058	0.3978		49.0	50.0	-2.0	50.0

FORM I
GC/MS VOA ORGANICS ANALYSIS DATA SHEET

Lab Name: TestAmerica Edison | Job No.: 460-68679-1

SDG No.:

Client Sample ID: | Lab Sample ID: MB 460-200539/5

Matrix: Water | Lab File ID: R11138.D

Analysis Method: 8260B | Date Collected:

Sample wt/vol: 5(mL) | Date Analyzed: 12/30/2013 09:02

Soil Aliquot Vol: | Dilution Factor: 1

Soil Extract Vol.: | GC Column: Rtx-624 ID: 0.25(mm)

% Moisture: | Level: (low/med) Low

Analysis Batch No.: 200539 | Units: ug/L

CAS NO.	COMPOUND NAME	RESULT	Q	RL	MDL
74-87-3	Chloromethane	0.10	U	1.0	0.10
74-83-9	Bromomethane	0.18	U	1.0	0.18
75-01-4	Vinyl chloride	0.14	U	1.0	0.14
75-00-3	Chloroethane	0.17	U	1.0	0.17
75-09-2	Methylene Chloride	0.18	U	1.0	0.18
67-64-1	Acetone	2.7	U	5.0	2.7
75-15-0	Carbon disulfide	0.13	U	1.0	0.13
75-35-4	1,1-Dichloroethene	0.090	U	1.0	0.090
75-34-3	1,1-Dichloroethane	0.13	U	1.0	0.13
156-60-5	trans-1,2-Dichloroethene	0.13	U	1.0	0.13
156-59-2	cis-1,2-Dichloroethene	0.18	U	1.0	0.18
67-66-3	Chloroform	0.080	U	1.0	0.080
107-06-2	1,2-Dichloroethane	0.19	U	1.0	0.19
78-93-3	2-Butanone	2.3	U	5.0	2.3
71-55-6	1,1,1-Trichloroethane	0.060	U	1.0	0.060
56-23-5	Carbon tetrachloride	0.060	U	1.0	0.060
75-27-4	Bromodichloromethane	0.12	U	1.0	0.12
78-87-5	1,2-Dichloropropane	0.090	U	1.0	0.090
10061-01-5	cis-1,3-Dichloropropene	0.18	U	1.0	0.18
79-01-6	Trichloroethene	0.090	U	1.0	0.090
124-48-1	Dibromochloromethane	0.20	U	1.0	0.20
79-00-5	1,1,2-Trichloroethane	0.19	U	1.0	0.19
71-43-2	Benzene	0.080	U	1.0	0.080
10061-02-6	trans-1,3-Dichloropropene	0.24	U	1.0	0.24
75-25-2	Bromoform	0.19	U	1.0	0.19
108-10-1	4-Methyl-2-pentanone	0.99	U	5.0	0.99
591-78-6	2-Hexanone	0.50	U	5.0	0.50
127-18-4	Tetrachloroethene	0.10	U	1.0	0.10
79-34-5	1,1,2,2-Tetrachloroethane	0.16	U	1.0	0.16
108-88-3	Toluene	0.15	U	1.0	0.15
108-90-7	Chlorobenzene	0.11	U	1.0	0.11
100-41-4	Ethylbenzene	0.10	U	1.0	0.10
100-42-5	Styrene	0.12	U	1.0	0.12
1330-20-7	Xylenes, Total	0.13	U	3.0	0.13

FORM I
GC/MS VOA ORGANICS ANALYSIS DATA SHEET

Lab Name: TestAmerica Edison Job No.: 460-68679-1

SDG No.:

Client Sample ID: Lab Sample ID: MB 460-200539/5

Matrix: Water Lab File ID: R11138.D

Analysis Method: 8260B Date Collected:

Sample wt/vol: 5(mL) Date Analyzed: 12/30/2013 09:02

Soil Aliquot Vol: Dilution Factor: 1

Soil Extract Vol.: GC Column: Rtx-624 ID: 0.25(mm)

% Moisture: Level: (low/med) Low

Analysis Batch No.: 200539 Units: ug/L

CAS NO.	SURROGATE	%REC	Q	LIMITS
17060-07-0	1,2-Dichloroethane-d4 (Surr)	104		70-130
460-00-4	Bromofluorobenzene	91		70-130
2037-26-5	Toluene-d8 (Surr)	99		70-130
1868-53-7	Dibromofluoromethane (Surr)	102		70-130

FORM I
GC/MS VOA ORGANICS ANALYSIS DATA SHEET
TENTATIVELY IDENTIFIED COMPOUNDS

Lab Name: TestAmerica Edison Job No.: 460-68679-1

SDG No.:

Client Sample ID: Lab Sample ID: MB 460-200539/5

Matrix: Water Lab File ID: R11138.D

Analysis Method: 8260B Date Collected:

Sample wt/vol: 5(mL) Date Analyzed: 12/30/2013 09:02

Soil Aliquot Vol: Dilution Factor: 1

Soil Extract Vol.: GC Column: Rtx-624 ID: 0.25(mm)

% Moisture: Level: (low/med) Low

Analysis Batch No.: 200539 Units: ug/L

Number TICs Found: 0 TIC Result Total: 0

CAS NO.	COMPOUND NAME	RT	RESULT	Q
	Tentatively Identified Compound		None	

TestAmerica Edison
Target Compound Quantitation Report

Data File: \\EDICHROM\ChromData\CVOAMS10\20131230-8406.b\R11138.D
Lims ID: MB Lab Sample ID: MB 460-200539/5-A
Client ID:
Sample Type: MB
Inject. Date: 30-Dec-2013 09:02:30 ALS Bottle#: 25 Worklist Smp#: 5
Purge Vol: 5.000 mL Dil. Factor: 1.0000
Sample Info: MB
Misc. Info.: 460-0008406-005
Operator ID: Instrument ID: CVOAMS10

Method: \\EDICHROM\ChromData\CVOAMS10\20131230-8406.b\8260_W10.m
Limit Group: VOA - 8260B Water and Solid
Last Update: 30-Dec-2013 10:34:41 Calib Date: 21-Dec-2013 02:14:30
Integrator: RTE ID Type: Deconvolution ID
Quant Method: Internal Standard Quant By: Initial Calibration
Last ICal File: \\EDICHROM\ChromData\CVOAMS10\20131220-8090.b\R10775.D

Column 1 : Rtx-624 (0.25 mm) Detector MS SCAN
Process Host: XAWRK015

First Level Reviewer: desais Date: 30-Dec-2013 10:33:03

Compound	Sig	RT (min.)	Exp RT (min.)	Dlt RT (min.)	Q	Response	On-Col Amt ug/l	Flags
* 151 TBA-d9 (IS)	65	2.974	2.974	0.0	28	273303	1000.0	
$ 152 Dibromofluoromethane (Surr)	113	4.472	4.472	0.0	92	176613	51.1	
$ 54 1,2-Dichloroethane-d4 (Surr)	65	4.818	4.818	0.0	96	200229	51.8	
* 59 Fluorobenzene	96	5.083	5.083	0.0	99	735366	50.0	
* 150 1,4-Dioxane-d8	96	5.776	5.776	0.0	51	27753	1000.0	
$ 76 Toluene-d8 (Surr)	98	6.728	6.728	0.0	99	706475	49.6	
* 87 Chlorobenzene-d5	117	8.502	8.502	0.0	81	543346	50.0	
$ 99 4-Bromofluorobenzene	174	9.860	9.860	0.0	88	201085	45.6	
* 116 1,4-Dichlorobenzene-d4	152	10.765	10.765	0.0	92	257936	50.0	

Report Date: 30-Dec-2013 10:34:43 Chrom Revision: 2.1 15-Oct-2013 07:52:24

TestAmerica Edison

Data File: \\EDICHROM\ChromData\CVOAMS10\20131230-8406.b\R11138.D

Injection Date:	30-Dec-2013 09:02:30	Instrument ID:	CVOAMS10	Operator ID:	
Lims ID:	MB	Lab Sample ID:	MB 460-200539/5-A	Worklist Smp#:	5
Client ID:					
Purge Vol:	5.000 mL	Dil. Factor:	1.0000	ALS Bottle#:	25
Method:	8260_W10	Limit Group:	VOA - 8260B Water and Solid		

Column: Rtx-624 (0.25 mm)

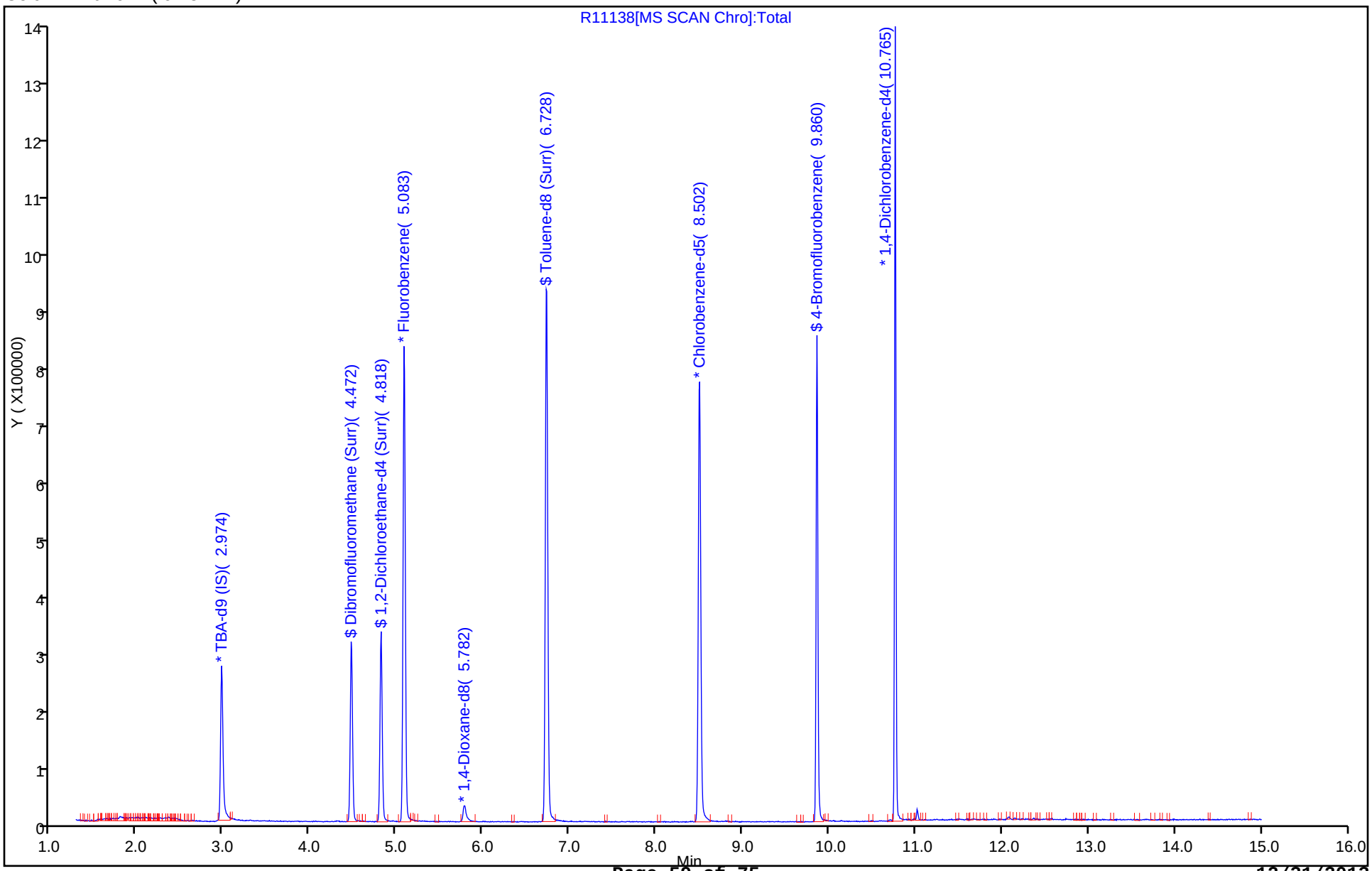

FORM I
GC/MS VOA ORGANICS ANALYSIS DATA SHEET

Lab Name: TestAmerica Edison Job No.: 460-68679-1

SDG No.:

Client Sample ID: Lab Sample ID: LCS 460-200539/3

Matrix: Water Lab File ID: R11136.D

Analysis Method: 8260B Date Collected:

Sample wt/vol: 5(mL) Date Analyzed: 12/30/2013 08:03

Soil Aliquot Vol: Dilution Factor: 1

Soil Extract Vol.: GC Column: Rtx-624 ID: 0.25(mm)

% Moisture: Level: (low/med) Low

Analysis Batch No.: 200539 Units: ug/L

CAS NO.	COMPOUND NAME	RESULT	Q	RL	MDL
74-87-3	Chloromethane	21.1		1.0	0.10
74-83-9	Bromomethane	16.9		1.0	0.18
75-01-4	Vinyl chloride	21.3		1.0	0.14
75-00-3	Chloroethane	22.8		1.0	0.17
75-09-2	Methylene Chloride	18.6		1.0	0.18
67-64-1	Acetone	119		5.0	2.7
75-15-0	Carbon disulfide	18.5		1.0	0.13
75-35-4	1,1-Dichloroethene	18.0		1.0	0.090
75-34-3	1,1-Dichloroethane	18.6		1.0	0.13
156-60-5	trans-1,2-Dichloroethene	18.0		1.0	0.13
156-59-2	cis-1,2-Dichloroethene	18.0		1.0	0.18
67-66-3	Chloroform	18.4		1.0	0.080
107-06-2	1,2-Dichloroethane	19.1		1.0	0.19
78-93-3	2-Butanone	98.0		5.0	2.3
71-55-6	1,1,1-Trichloroethane	18.9		1.0	0.060
56-23-5	Carbon tetrachloride	18.8		1.0	0.060
75-27-4	Bromodichloromethane	18.6		1.0	0.12
78-87-5	1,2-Dichloropropane	18.6		1.0	0.090
10061-01-5	cis-1,3-Dichloropropene	20.5		1.0	0.18
79-01-6	Trichloroethene	17.6		1.0	0.090
124-48-1	Dibromochloromethane	18.9		1.0	0.20
79-00-5	1,1,2-Trichloroethane	19.2		1.0	0.19
71-43-2	Benzene	19.1		1.0	0.080
10061-02-6	trans-1,3-Dichloropropene	19.4		1.0	0.24
75-25-2	Bromoform	18.7		1.0	0.19
108-10-1	4-Methyl-2-pentanone	101		5.0	0.99
591-78-6	2-Hexanone	107		5.0	0.50
127-18-4	Tetrachloroethene	18.4		1.0	0.10
79-34-5	1,1,2,2-Tetrachloroethane	18.8		1.0	0.16
108-88-3	Toluene	18.8		1.0	0.15
108-90-7	Chlorobenzene	18.2		1.0	0.11
100-41-4	Ethylbenzene	18.2		1.0	0.10
100-42-5	Styrene	19.0		1.0	0.12
1330-20-7	Xylenes, Total	37.4		3.0	0.13

FORM I
GC/MS VOA ORGANICS ANALYSIS DATA SHEET

Lab Name: TestAmerica Edison Job No.: 460-68679-1

SDG No.:

Client Sample ID: Lab Sample ID: LCS 460-200539/3

Matrix: Water Lab File ID: R11136.D

Analysis Method: 8260B Date Collected:

Sample wt/vol: 5(mL) Date Analyzed: 12/30/2013 08:03

Soil Aliquot Vol: Dilution Factor: 1

Soil Extract Vol.: GC Column: Rtx-624 ID: 0.25(mm)

% Moisture: Level: (low/med) Low

Analysis Batch No.: 200539 Units: ug/L

CAS NO.	SURROGATE	%REC	Q	LIMITS
17060-07-0	1,2-Dichloroethane-d4 (Surr)	104		70-130
460-00-4	Bromofluorobenzene	99		70-130
2037-26-5	Toluene-d8 (Surr)	104		70-130
1868-53-7	Dibromofluoromethane (Surr)	102		70-130

TestAmerica Edison
Target Compound Quantitation Report

Data File: \\EDICHROM\ChromData\CVOAMS10\20131230-8406.b\R11136.D
Lims ID: LCS Lab Sample ID: LCS 460-200539/3-A
Client ID:
Sample Type: LCS
Inject. Date: 30-Dec-2013 08:03:30 ALS Bottle#: 23 Worklist Smp#: 3
Purge Vol: 5.000 mL Dil. Factor: 1.0000
Sample Info: LCS
Misc. Info.: 460-0008406-003
Operator ID: Instrument ID: CVOAMS10

Method: \\EDICHROM\ChromData\CVOAMS10\20131230-8406.b\8260_W10.m
Limit Group: VOA - 8260B Water and Solid
Last Update: 30-Dec-2013 16:40:27 Calib Date: 21-Dec-2013 02:14:30
Integrator: RTE ID Type: Deconvolution ID
Quant Method: Internal Standard Quant By: Initial Calibration
Last ICal File: \\EDICHROM\ChromData\CVOAMS10\20131220-8090.b\R10775.D

Column 1 : Rtx-624 (0.25 mm) Detector MS SCAN
Process Host: XAWRK047

First Level Reviewer: desais Date: 30-Dec-2013 08:30:34

Compound	Sig	RT (min.)	Exp RT (min.)	Dlt RT (min.)	Q	Response	On-Col Amt ug/l	Flags
1 Dichlorodifluoromethane	85	1.358	1.358	0.0	99	108782	18.9	
2 Chloromethane	50	1.516	1.516	0.0	100	107855	21.1	
4 Vinyl chloride	62	1.604	1.604	0.0	98	106534	21.3	
149 Butadiene	54	1.628	1.628	0.0	94	87960	19.9	
6 Bromomethane	94	1.863	1.863	0.0	96	33011	16.9	
7 Chloroethane	64	1.951	1.951	0.0	98	64872	22.8	
9 Dichlorofluoromethane	67	2.121	2.121	0.0	96	174271	22.9	
8 Trichlorofluoromethane	101	2.121	2.121	0.0	97	132957	19.2	
11 Ethanol	46	2.327	2.327	0.0	99	22195	995.3	
13 Ethyl ether	59	2.357	2.357	0.0	91	66319	19.3	
14 2-Methyl-1,3-butadiene	67	2.368	2.368	0.0	96	94357	9.55	
16 1,1,2-Trichloro-1,2,2-trifluoroe	101	2.509	2.509	0.0	96	67489	17.5	
17 Acrolein	56	2.521	2.521	0.0	82	22385	33.6	
18 1,1-Dichloroethene	96	2.545	2.545	0.0	97	79769	18.0	
19 Acetone	43	2.639	2.639	0.0	88	191433	118.8	
23 Methyl acetate	43	2.868	2.868	0.0	98	377735	100.8	
20 Iodomethane	142	2.686	2.686	0.0	97	50716	17.3	
21 Carbon disulfide	76	2.721	2.721	0.0	98	277934	18.5	
24 Acetonitrile	41	2.921	2.921	0.0	100	147325	204.5	
147 3-Chloro-1-propene	76	2.850	2.850	0.0	91	47907	19.7	
34 Isopropyl alcohol	45	2.733	2.733	0.0	99	50808	193.1	
25 Methylene Chloride	84	2.973	2.973	0.0	89	98259	18.6	
22 Cyclopentene	67	2.868	2.868	0.0	60	198448	17.7	
* 151 TBA-d9 (IS)	65	2.973	2.973	0.0	72	268096	1000.0	
26 2-Methyl-2-propanol	59	3.044	3.044	0.0	97	83053	182.8	
27 Methyl tert-butyl ether	73	3.132	3.132	0.0	97	240607	18.8	
29 trans-1,2-Dichloroethene	96	3.156	3.156	0.0	93	87416	18.0	
30 Acrylonitrile	53	3.226	3.226	0.0	95	406651	203.6	
32 Hexane	43	3.308	3.308	0.0	89	41930	18.0	
37 Vinyl acetate	43	3.555	3.555	0.0	99	318484	40.5	
35 Isopropyl ether	45	3.514	3.514	0.0	96	235610	19.2	

Compound	Sig	RT (min.)	Exp RT (min.)	Dlt RT (min.)	Q	Response	On-Col Amt ug/l	Flags
36 1,1-Dichloroethane	63	3.538	3.538	0.0	95	150381	18.6	
33 2-Chloro-1,3-butadiene	88	3.585	3.585	0.0	90	75544	18.5	
40 Tert-butyl ethyl ether	59	3.820	3.820	0.0	92	217001	19.3	
41 2,2-Dichloropropane	77	4.019	4.019	0.0	94	95358	21.0	
42 cis-1,2-Dichloroethene	96	4.049	4.049	0.0	96	94115	18.0	
43 2-Butanone (MEK)	72	4.066	4.066	0.0	98	73059	98.0	
44 Ethyl acetate	70	4.078	4.078	0.0	96	24015	40.1	
39 Methyl acrylate	55	4.125	4.125	0.0	97	83425	18.9	
48 Propionitrile	54	4.196	4.196	0.0	97	148428	183.0	
46 Chlorobromomethane	128	4.266	4.266	0.0	73	47315	19.0	
45 Tetrahydrofuran	42	4.272	4.272	0.0	76	73620	39.7	
31 Methacrylonitrile	67	4.295	4.295	0.0	90	464192	199.7	
47 Chloroform	83	4.319	4.319	0.0	98	145389	18.4	
49 Cyclohexane	56	4.442	4.442	0.0	88	108302	17.2	
50 1,1,1-Trichloroethane	97	4.454	4.454	0.0	96	109227	18.9	
$ 152 Dibromofluoromethane (Surr)	113	4.472	4.472	0.0	92	183636	50.9	
51 Carbon tetrachloride	117	4.577	4.577	0.0	96	78519	18.8	
52 1,1-Dichloropropene	75	4.607	4.607	0.0	98	95442	18.4	
56 Isobutyl alcohol	43	4.742	4.742	0.0	95	80780	444.1	
53 Benzene	78	4.801	4.801	0.0	95	343848	19.1	
$ 54 1,2-Dichloroethane-d4 (Surr)	65	4.818	4.818	0.0	95	209784	52.0	
57 Isopropyl acetate	43	4.860	4.860	0.0	91	203259	19.7	
142 Tert-amyl methyl ether	73	4.865	4.865	0.0	76	207903	18.7	
58 n-Heptane	57	4.954	4.954	0.0	86	33494	18.2	
55 1,2-Dichloroethane	62	4.889	4.889	0.0	98	111133	19.1	
* 59 Fluorobenzene	96	5.083	5.083	0.0	99	767522	50.0	
60 2,4,4-Trimethyl-1-pentene	57	5.294	5.294	0.0	94	275590	31.3	
61 Trichloroethene	95	5.429	5.429	0.0	97	81939	17.6	
62 n-Butanol	56	5.400	5.400	0.0	82	48539	460.1	
63 Methylcyclohexane	83	5.553	5.553	0.0	76	107004	16.5	
64 Ethyl acrylate	55	5.553	5.553	0.0	96	189018	18.2	
* 150 1,4-Dioxane-d8	96	5.782	5.782	0.0	33	26547	1000.0	
65 1,2-Dichloropropane	63	5.711	5.711	0.0	93	80009	18.6	
66 Methyl methacrylate	100	5.794	5.794	0.0	82	56571	36.6	
67 1,4-Dioxane	88	5.835	5.835	0.0	44	27109	290.9	
68 Dibromomethane	93	5.841	5.841	0.0	94	54043	17.7	
69 n-Propyl acetate	43	5.852	5.852	0.0	97	122127	19.3	
70 Dichlorobromomethane	83	5.993	5.993	0.0	99	106009	18.6	
71 2-Nitropropane	41	6.328	6.328	0.0	77	32170	40.9	
72 2-Chloroethyl vinyl ether	63	6.334	6.334	0.0	83	49815	18.0	
74 cis-1,3-Dichloropropene	75	6.487	6.487	0.0	90	124833	20.5	
75 4-Methyl-2-pentanone (MIBK)	43	6.652	6.652	0.0	94	434950	101.4	
$ 76 Toluene-d8 (Surr)	98	6.728	6.728	0.0	99	756321	52.0	
77 Toluene	91	6.804	6.804	0.0	91	358611	18.8	
78 trans-1,3-Dichloropropene	75	7.157	7.157	0.0	95	96372	19.4	
82 Ethyl methacrylate	69	7.192	7.192	0.0	87	110899	19.4	
79 1,1,2-Trichloroethane	83	7.362	7.362	0.0	97	70094	19.2	
80 Tetrachloroethene	166	7.410	7.410	0.0	96	73206	18.4	
81 1,3-Dichloropropane	76	7.580	7.580	0.0	89	132134	18.7	
83 2-Hexanone	43	7.645	7.645	0.0	94	315210	106.9	
85 n-Butyl acetate	43	7.762	7.762	0.0	98	113299	18.8	
84 Chlorodibromomethane	129	7.803	7.803	0.0	95	75582	18.9	

Compound	Sig	RT (min.)	Exp RT (min.)	Dlt RT (min.)	Q	Response	On-Col Amt ug/l	Flags
86 Ethylene Dibromide	107	7.950	7.950	0.0	97	82990	18.6	
* 87 Chlorobenzene-d5	117	8.502	8.502	0.0	78	555324	50.0	
88 Chlorobenzene	112	8.538	8.538	0.0	92	234619	18.2	
89 Ethylbenzene	106	8.643	8.643	0.0	97	123147	18.2	
90 1,1,1,2-Tetrachloroethane	131	8.655	8.655	0.0	93	69513	19.0	
91 m-Xylene & p-Xylene	106	8.802	8.802	0.0	95	150976	18.4	
92 o-Xylene	106	9.296	9.296	0.0	85	154871	19.0	
93 n-Butyl acrylate	73	9.296	9.296	0.0	98	59443	17.3	
94 Styrene	104	9.331	9.331	0.0	95	273352	19.0	
97 Bromoform	173	9.542	9.542	0.0	94	48784	18.7	
96 Amyl acetate (mixed isomers)	43	9.542	9.542	0.0	93	119048	18.2	
98 Isopropylbenzene	105	9.672	9.672	0.0	95	369732	19.2	
$ 99 4-Bromofluorobenzene	174	9.860	9.860	0.0	88	222558	49.4	
95 Camphene	41	9.871	9.871	0.0	93	20903	16.8	
100 Bromobenzene	156	9.977	9.977	0.0	99	98012	17.7	
101 1,1,2,2-Tetrachloroethane	83	10.024	10.024	0.0	93	125935	18.8	
102 N-Propylbenzene	91	10.048	10.048	0.0	98	443112	19.3	
103 1,2,3-Trichloropropane	110	10.065	10.065	0.0	97	37799	17.7	
105 2-Chlorotoluene	91	10.136	10.136	0.0	96	321004	18.6	
143 4-Ethyltoluene	105	10.148	10.148	0.0	97	388463	18.9	
104 trans-1,4-Dichloro-2-butene	53	10.148	10.148	0.0	39	6106	8.11	
106 1,3,5-Trimethylbenzene	105	10.206	10.206	0.0	83	325691	19.2	
107 4-Chlorotoluene	91	10.236	10.236	0.0	97	299935	18.8	
108 Butyl Methacrylate	87	10.294	10.294	0.0	87	97208	16.9	
109 tert-Butylbenzene	119	10.447	10.447	0.0	90	264574	18.8	
110 1,2,4-Trimethylbenzene	105	10.494	10.494	0.0	91	335148	19.0	
113 sec-Butylbenzene	105	10.606	10.606	0.0	99	392960	19.0	
115 1,3-Dichlorobenzene	146	10.712	10.712	0.0	74	184310	18.1	
114 4-Isopropyltoluene	119	10.712	10.712	0.0	90	333697	19.3	
* 116 1,4-Dichlorobenzene-d4	152	10.764	10.764	0.0	92	309555	50.0	
119 2,3-Dihydroindene	117	10.929	10.929	0.0	89	371963	18.9	
117 1,4-Dichlorobenzene	146	10.782	10.782	0.0	94	189334	17.7	
118 Benzyl chloride	91	10.882	10.882	0.0	95	116281	6.42	
133 p-Diethylbenzene	119	10.970	10.970	0.0	87	200736	19.3	
120 n-Butylbenzene	91	10.988	10.988	0.0	95	360619	19.1	
121 1,2-Dichlorobenzene	146	11.029	11.029	0.0	96	185290	18.1	
132 1,2,4,5-Tetramethylbenzene	119	11.487	11.487	0.0	95	277879	18.5	
122 1,2-Dibromo-3-Chloropropane	75	11.569	11.569	0.0	94	20874	17.7	
145 1,3,5-Trichlorobenzene	180	11.669	11.669	0.0	97	114015	18.5	
123 Camphor	95	12.081	12.081	0.0	89	52338	99.9	
124 1,2,4-Trichlorobenzene	180	12.151	12.151	0.0	93	90567	17.1	
126 Hexachlorobutadiene	225	12.233	12.233	0.0	91	41951	18.9	
127 Naphthalene	128	12.363	12.363	0.0	99	257027	16.7	
128 1,2,3-Trichlorobenzene	180	12.574	12.574	0.0	96	81064	16.5	
S 130 1,2-Dichloroethene, Total	100				0		36.0	
S 131 Xylenes, Total	100				0		37.4	
S 139 Total BTEX	1				0		93.6	

Report Date: 30-Dec-2013 16:40:28 Chrom Revision: 2.1 15-Oct-2013 07:52:24

TestAmerica Edison

Data File: \\EDICHROM\ChromData\CVOAMS10\20131230-8406.b\R11136.D

Injection Date:	30-Dec-2013 08:03:30	Instrument ID:	CVOAMS10	Operator ID:	
Lims ID:	LCS	Lab Sample ID:	LCS 460-200539/3-A	Worklist Smp#:	3
Client ID:					
Purge Vol:	5.000 mL	Dil. Factor:	1.0000	ALS Bottle#:	23
Method:	8260_W10	Limit Group:	VOA - 8260B Water and Solid		

Column: Rtx-624 (0.25 mm)

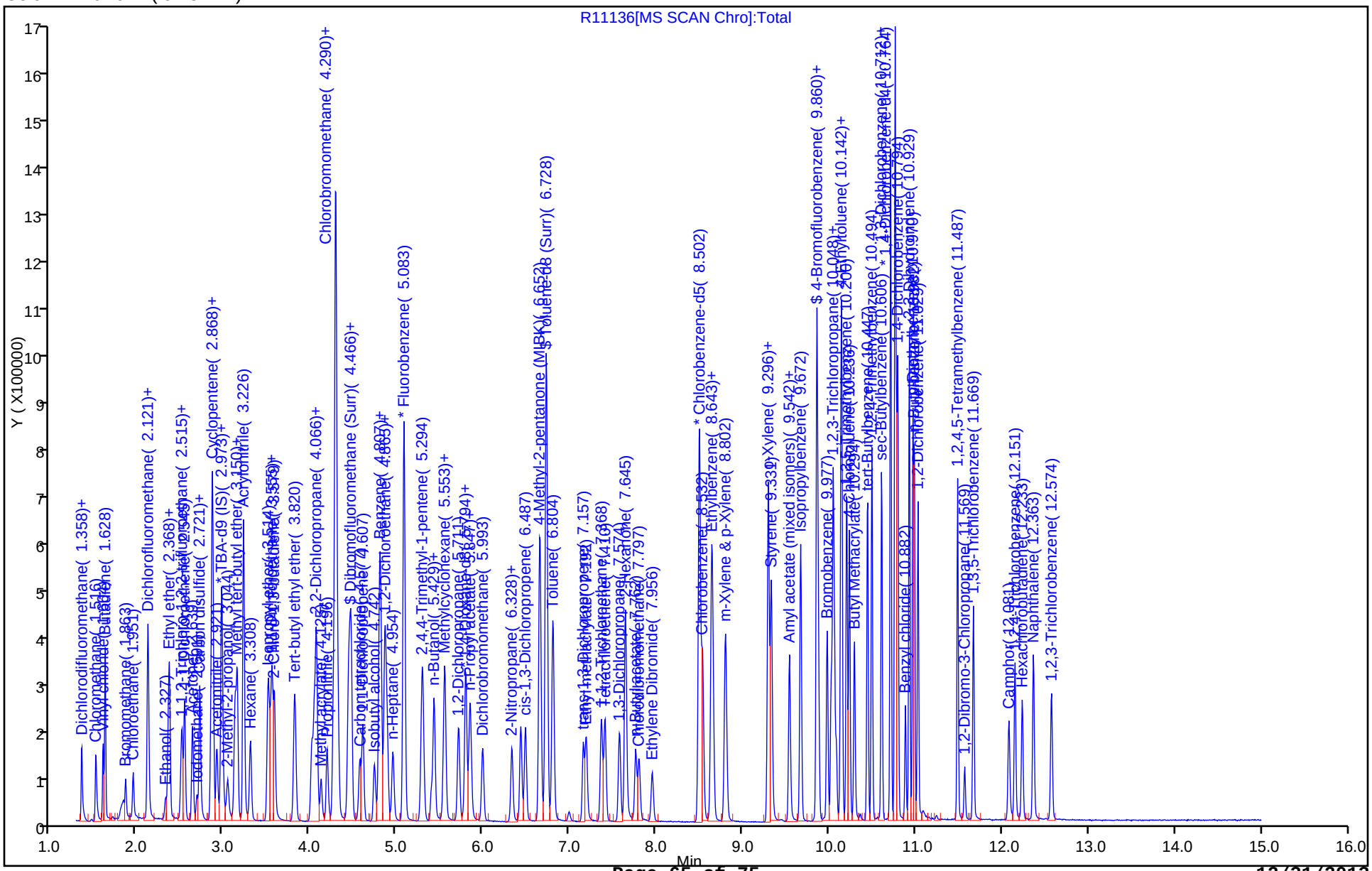

FORM I
GC/MS VOA ORGANICS ANALYSIS DATA SHEET

Lab Name: TestAmerica Edison | Job No.: 460-68679-1

SDG No.:

Client Sample ID: | Lab Sample ID: 460-68591-A-4 MS

Matrix: Water | Lab File ID: R11143.D

Analysis Method: 8260B | Date Collected: 12/17/2013 10:05

Sample wt/vol: 5(mL) | Date Analyzed: 12/30/2013 11:10

Soil Aliquot Vol: | Dilution Factor: 10

Soil Extract Vol.: | GC Column: Rtx-624 ID: 0.25(mm)

% Moisture: | Level: (low/med) Low

Analysis Batch No.: 200539 | Units: ug/L

CAS NO.	COMPOUND NAME	RESULT	Q	RL	MDL
74-87-3	Chloromethane	204		10	1.0
74-83-9	Bromomethane	173		10	1.8
75-01-4	Vinyl chloride	211		10	1.4
75-00-3	Chloroethane	226		10	1.7
75-09-2	Methylene Chloride	196		10	1.8
67-64-1	Acetone	861		50	27
75-15-0	Carbon disulfide	180		10	1.3
75-35-4	1,1-Dichloroethene	164		10	0.90
75-34-3	1,1-Dichloroethane	186		10	1.3
156-60-5	trans-1,2-Dichloroethene	184		10	1.3
156-59-2	cis-1,2-Dichloroethene	178		10	1.8
67-66-3	Chloroform	183		10	0.80
107-06-2	1,2-Dichloroethane	187		10	1.9
78-93-3	2-Butanone	886		50	23
71-55-6	1,1,1-Trichloroethane	184		10	0.60
56-23-5	Carbon tetrachloride	188		10	0.60
75-27-4	Bromodichloromethane	182		10	1.2
78-87-5	1,2-Dichloropropane	183		10	0.90
10061-01-5	cis-1,3-Dichloropropene	205		10	1.8
79-01-6	Trichloroethene	175		10	0.90
124-48-1	Dibromochloromethane	191		10	2.0
79-00-5	1,1,2-Trichloroethane	193		10	1.9
71-43-2	Benzene	190		10	0.80
10061-02-6	trans-1,3-Dichloropropene	204		10	2.4
75-25-2	Bromoform	188		10	1.9
108-10-1	4-Methyl-2-pentanone	1070		50	9.9
591-78-6	2-Hexanone	1030		50	5.0
127-18-4	Tetrachloroethene	180		10	1.0
79-34-5	1,1,2,2-Tetrachloroethane	192		10	1.6
108-88-3	Toluene	203		10	1.5
108-90-7	Chlorobenzene	182		10	1.1
100-41-4	Ethylbenzene	184		10	1.0
100-42-5	Styrene	184		10	1.2
1330-20-7	Xylenes, Total	374		30	1.3

FORM I
GC/MS VOA ORGANICS ANALYSIS DATA SHEET

Lab Name: TestAmerica Edison Job No.: 460-68679-1

SDG No.:

Client Sample ID: Lab Sample ID: 460-68591-A-4 MS

Matrix: Water Lab File ID: R11143.D

Analysis Method: 8260B Date Collected: 12/17/2013 10:05

Sample wt/vol: 5(mL) Date Analyzed: 12/30/2013 11:10

Soil Aliquot Vol: Dilution Factor: 10

Soil Extract Vol.: GC Column: Rtx-624 ID: 0.25(mm)

% Moisture: Level: (low/med) Low

Analysis Batch No.: 200539 Units: ug/L

CAS NO.	SURROGATE	%REC	Q	LIMITS
17060-07-0	1,2-Dichloroethane-d4 (Surr)	103		70-130
460-00-4	Bromofluorobenzene	100		70-130
2037-26-5	Toluene-d8 (Surr)	105		70-130
1868-53-7	Dibromofluoromethane (Surr)	100		70-130

FORM I
GC/MS VOA ORGANICS ANALYSIS DATA SHEET

Lab Name: TestAmerica Edison Job No.: 460-68679-1

SDG No.:

Client Sample ID: Lab Sample ID: 460-68591-A-4 MSD

Matrix: Water Lab File ID: R11144.D

Analysis Method: 8260B Date Collected: 12/17/2013 10:05

Sample wt/vol: 5(mL) Date Analyzed: 12/30/2013 11:36

Soil Aliquot Vol: Dilution Factor: 10

Soil Extract Vol.: GC Column: Rtx-624 ID: 0.25(mm)

% Moisture: Level: (low/med) Low

Analysis Batch No.: 200539 Units: ug/L

CAS NO.	COMPOUND NAME	RESULT	Q	RL	MDL
74-87-3	Chloromethane	199		10	1.0
74-83-9	Bromomethane	177		10	1.8
75-01-4	Vinyl chloride	203		10	1.4
75-00-3	Chloroethane	215		10	1.7
75-09-2	Methylene Chloride	183		10	1.8
67-64-1	Acetone	793		50	27
75-15-0	Carbon disulfide	172		10	1.3
75-35-4	1,1-Dichloroethene	160		10	0.90
75-34-3	1,1-Dichloroethane	178		10	1.3
156-60-5	trans-1,2-Dichloroethene	172		10	1.3
156-59-2	cis-1,2-Dichloroethene	169		10	1.8
67-66-3	Chloroform	173		10	0.80
107-06-2	1,2-Dichloroethane	179		10	1.9
78-93-3	2-Butanone	795		50	23
71-55-6	1,1,1-Trichloroethane	177		10	0.60
56-23-5	Carbon tetrachloride	183		10	0.60
75-27-4	Bromodichloromethane	171		10	1.2
78-87-5	1,2-Dichloropropane	179		10	0.90
10061-01-5	cis-1,3-Dichloropropene	192		10	1.8
79-01-6	Trichloroethene	169		10	0.90
124-48-1	Dibromochloromethane	183		10	2.0
79-00-5	1,1,2-Trichloroethane	178		10	1.9
71-43-2	Benzene	181		10	0.80
10061-02-6	trans-1,3-Dichloropropene	202		10	2.4
75-25-2	Bromoform	179		10	1.9
108-10-1	4-Methyl-2-pentanone	1000		50	9.9
591-78-6	2-Hexanone	1010		50	5.0
127-18-4	Tetrachloroethene	169		10	1.0
79-34-5	1,1,2,2-Tetrachloroethane	185		10	1.6
108-88-3	Toluene	181		10	1.5
108-90-7	Chlorobenzene	173		10	1.1
100-41-4	Ethylbenzene	172		10	1.0
100-42-5	Styrene	174		10	1.2
1330-20-7	Xylenes, Total	356		30	1.3

FORM I
GC/MS VOA ORGANICS ANALYSIS DATA SHEET

Lab Name: TestAmerica Edison Job No.: 460-68679-1

SDG No.:

Client Sample ID: Lab Sample ID: 460-68591-A-4 MSD

Matrix: Water Lab File ID: R11144.D

Analysis Method: 8260B Date Collected: 12/17/2013 10:05

Sample wt/vol: 5(mL) Date Analyzed: 12/30/2013 11:36

Soil Aliquot Vol: Dilution Factor: 10

Soil Extract Vol.: GC Column: Rtx-624 ID: 0.25(mm)

% Moisture: Level: (low/med) Low

Analysis Batch No.: 200539 Units: ug/L

CAS NO.	SURROGATE	%REC	Q	LIMITS
17060-07-0	1,2-Dichloroethane-d4 (Surr)	105		70-130
460-00-4	Bromofluorobenzene	99		70-130
2037-26-5	Toluene-d8 (Surr)	103		70-130
1868-53-7	Dibromofluoromethane (Surr)	100		70-130

GC/MS VOA ANALYSIS RUN LOG

Lab Name: TestAmerica Edison Job No.: 460-68679-1

SDG No.:

Instrument ID: CVOAMS10 Start Date: 12/20/2013 19:41

Analysis Batch Number: 199137 End Date: 12/21/2013 02:40

LAB SAMPLE ID	CLIENT SAMPLE ID	DATE ANALYZED	DILUTION FACTOR	LAB FILE ID	COLUMN ID
BFB 460-199137/1		12/20/2013 19:41	1	R10760.D	Rtx-624 0.25(mm)
STD1 460-199137/4 IC		12/20/2013 21:02	1	R10763.D	Rtx-624 0.25(mm)
STD20 460-199137/6 ICIS		12/20/2013 21:53	1	R10765.D	Rtx-624 0.25(mm)
STD50 460-199137/7 IC		12/20/2013 22:18	1	R10766.D	Rtx-624 0.25(mm)
STD200 460-199137/8 IC		12/20/2013 22:44	1	R10767.D	Rtx-624 0.25(mm)
STD500 460-199137/9 IC		12/20/2013 23:09	1	R10768.D	Rtx-624 0.25(mm)
STD5 460-199137/16 IC		12/21/2013 02:14	1	R10775.D	Rtx-624 0.25(mm)
ZZZZZ		12/21/2013 02:40	1		Rtx-624 0.25(mm)

GC/MS VOA ANALYSIS RUN LOG

Lab Name: TestAmerica Edison Job No.: 460-68679-1

SDG No.:

Instrument ID: CVOAMS10 Start Date: 12/30/2013 07:12

Analysis Batch Number: 200539 End Date: 12/30/2013 18:49

LAB SAMPLE ID	CLIENT SAMPLE ID	DATE ANALYZED	DILUTION FACTOR	LAB FILE ID	COLUMN ID
BFB 460-200539/1		12/30/2013 07:12	1	R11134.D	Rtx-624 0.25(mm)
CCVIS 460-200539/2		12/30/2013 07:32	1	R11135.D	Rtx-624 0.25(mm)
LCS 460-200539/3		12/30/2013 08:03	1	R11136.D	Rtx-624 0.25(mm)
MB 460-200539/5		12/30/2013 09:02	1	R11138.D	Rtx-624 0.25(mm)
ZZZZZ		12/30/2013 09:28	1		Rtx-624 0.25(mm)
ZZZZZ		12/30/2013 09:53	1		Rtx-624 0.25(mm)
ZZZZZ		12/30/2013 10:19	50		Rtx-624 0.25(mm)
ZZZZZ		12/30/2013 10:44	5		Rtx-624 0.25(mm)
460-68591-A-4 MS		12/30/2013 11:10	10	R11143.D	Rtx-624 0.25(mm)
460-68591-A-4 MSD		12/30/2013 11:36	10	R11144.D	Rtx-624 0.25(mm)
460-68679-1	PDB-BLANK 121713	12/30/2013 12:27	1	R11146.D	Rtx-624 0.25(mm)
460-68679-2	TB-121713	12/30/2013 12:52	1	R11147.D	Rtx-624 0.25(mm)
ZZZZZ		12/30/2013 13:18	1		Rtx-624 0.25(mm)
ZZZZZ		12/30/2013 13:43	1		Rtx-624 0.25(mm)
ZZZZZ		12/30/2013 14:09	1		Rtx-624 0.25(mm)
ZZZZZ		12/30/2013 14:34	1		Rtx-624 0.25(mm)
ZZZZZ		12/30/2013 15:00	1		Rtx-624 0.25(mm)
ZZZZZ		12/30/2013 15:25	1		Rtx-624 0.25(mm)
ZZZZZ		12/30/2013 15:51	1		Rtx-624 0.25(mm)
ZZZZZ		12/30/2013 16:16	1		Rtx-624 0.25(mm)
ZZZZZ		12/30/2013 16:42	1		Rtx-624 0.25(mm)
ZZZZZ		12/30/2013 17:07	1		Rtx-624 0.25(mm)
ZZZZZ		12/30/2013 17:33	1		Rtx-624 0.25(mm)
ZZZZZ		12/30/2013 17:58	1		Rtx-624 0.25(mm)
ZZZZZ		12/30/2013 18:24	1		Rtx-624 0.25(mm)
		12/30/2013 18:49	1		Rtx-624 0.25(mm)

Shipping and Receiving Documents

768195

777 New Durham Road
Edison, New Jersey 08817
Phone: (732) 549-3900 Fax: (732) 549-3679

TestAmerica
THE LEADER IN ENVIRONMENTAL TESTING

CHAIN OF CUSTODY / ANALYSIS REQUEST

Name (for report and invoice)	Samplers Name (Printed)	Site/Project Identification
STEVE FELDMANN	PRISCILLA MEHTA / ROY WAGNER	LMC - N. PLAINFIELD
Company	**P. O. #**	**State (Location of site):** NJ: ☑ NY: ☐ Other:
TETRA TECH, INC.	117-0507488	**Regulatory Program:** NJDEP ISRA
Address	**Analysis Turnaround Time**	**LAB USE ONLY**
295 RT. 22 EAST, SUITE 104E	Standard ☑	**Project No:**
City / **State**	Rush Chrages Authorized For:	**Job No:** 68679
WHITEHOUSE STATION, NJ	2 Week ☐	
Phone / **Fax**	1 Week ☐	
908-534-2303 908-534-4709	Other ☐	

ANALYSIS REQUESTED (ENTER "X" BELOW TO INDICATE REQUEST)

TCL VOC + 15 8260

460-68679 Chain of Custody

Sample Identification	Date	Time	Matrix	No. of Cont.		Sample Numbers
PDB-BLANK 121713	12/17/13	13:10	AQ	3	X	-1
TB-121713	12/17/13	—	AQ	2	X	-2

Preservation Used: 1 = ICE, 2 = HCl, 3 = H_2SO_4, 4 = HNO_3, 5 = NaOH — Soil:

6 = Other _____, 7 = Other _____ — Water: 2

Special Instructions REPORTING LIMITS MUST MEET NJDEP GWQS (EXCISIMS REQUIRED) CUSTODY SEAL # 768194 Water Metals Filtered (Yes/No)? _____

Relinquished by	Company	Date / Time	Received by	Company
1)	TETRA TECH, INC	12/18/13 430	1)	
Relinquished by 2)	Company	Date / Time 12/18 1205	Received by 2)	Company TAL 12/18/13 12:05
Relinquished by 3)	Company	Date / Time	Received by 3)	Company
Relinquished by 4)	Company	Date / Time	Received by 4)	Company

Laboratory Certifications: New Jersey (12028), New York (11452), Pennsylvania (68-522), Connecticut (PH-0200), Rhode Island (132), Massachusetts (M-NJ312), North Carolina (No. 578)

TAL - 0016 (0408)

12/31/2013

TestAmerica Edison Receipt Temperature and pH Log

Job Number: 68679

Number of Coolers: 1 IR Gun # 4

Temp. Cooler #1 (Deg C) (Raw/Corrected) 1.1/1.1 Temp. Cooler #4 (Deg C) (Raw/Corrected) _____ Temp. Cooler #7 (Deg C) (Raw/Corrected) _____

Temp. Cooler #2 (Deg C) (Raw/Corrected) _____ Temp. Cooler #5 (Deg C) (Raw/Corrected) _____ Temp. Cooler #8 (Deg C) (Raw/Corrected) _____

Temp. Cooler #3 (Deg C) (Raw/Corrected) _____ Temp. Cooler #6 (Deg C) (Raw/Corrected) _____ Temp. Cooler #9 (Deg C) (Raw/Corrected) _____

Sample No.	Ammonia (pH<2)	COD (pH<2)	Nitrate Nitrite (pH<2)	*Metals (pH<2)	Pest (pH 5-9)	PHC (pH<2)	Phenols (pH<2)	Sulfide (pH>9)	TKN (pH<2)	TOC (pH<2)	Total Cyanide (pH>12)	Total Phos (pH<2)	Other

If pH adjustments are required record the information below:

Sample No(s). adjusted: _____

Preservative Name/Conc.: _____ Volume of Preservative used (ml): _____

Lot # of Preservative: _____ Expiration Date: _____

Project Manager and the Department Manager should be notified about the samples which were pH adjusted.

** Samples for Metal analysis which are out of compliance must be acidified at least 24 hours prior to analysis.*

Initials: _____ Date: 12/18/13

Login Sample Receipt Checklist

Client: Tetra Tech GEO

Job Number: 460-68679-1

Login Number: 68679

List Source: TestAmerica Edison

List Number: 1

Creator: Rivera, Kenneth

Question	Answer	Comment
Radioactivity wasn't checked or is </= background as measured by a survey meter.	N/A	
The cooler's custody seal, if present, is intact.	True	768195
Sample custody seals, if present, are intact.	N/A	
The cooler or samples do not appear to have been compromised or tampered with.	True	
Samples were received on ice.	True	
Cooler Temperature is acceptable.	True	
Cooler Temperature is recorded.	True	1.1°C, IR #4
COC is present.	True	
COC is filled out in ink and legible.	True	
COC is filled out with all pertinent information.	True	
Is the Field Sampler's name present on COC?	True	
There are no discrepancies between the containers received and the COC.	True	
Samples are received within Holding Time.	True	
Sample containers have legible labels.	True	
Containers are not broken or leaking.	True	
Sample collection date/times are provided.	True	
Appropriate sample containers are used.	True	
Sample bottles are completely filled.	True	
Sample Preservation Verified.	True	
There is sufficient vol. for all requested analyses, incl. any requested MS/MSDs	True	
Containers requiring zero headspace have no headspace or bubble is <6mm (1/4").	True	
Multiphasic samples are not present.	N/A	
Samples do not require splitting or compositing.	N/A	
Residual Chlorine Checked.	N/A	No analysis requiring residual chlorine check assigned.

TestAmerica
THE LEADER IN ENVIRONMENTAL TESTING

ANALYTICAL REPORT

Job Number: 460-69122-1

Job Description: LMC - N. Plainfield, NJ

For:
Tetra Tech GEO
One Salem Square
295 Route 22 East
Suite 104E
Whitehouse Station, NJ 08889

Attention: Mr. Steve Feldmann

Maegen Pane

Approved for release.
Maegen C Pane
Project Management Assistant I
1/13/2014 1:12 PM

Designee for
Melissa Haas, Project Manager I
777 New Durham Road, Edison, NJ, 08817
(203)944-1310
melissa.haas@testamericainc.com
01/13/2014

The test results in this report meet all NELAP requirements unless specified within the case narrative. Pursuant to NELAP, this report may not be reproduced, except in full, without the written approval of the laboratory. All questions regarding this report should be directed to the TestAmerica Edison Project Manager.

TestAmerica Edison Certifications and Approvals: Connecticut: CTDOH #PH-0200, New Jersey: NJDEP (NELAP) #12028, New York: NYDOH (NELAP) #11452, NYDOH (ELAP) #11452, Pennsylvania: PADEP (NELAP) 68-00522 and Rhode Island: RIDOH LAO00132

Table of Contents

Cover Title Page 1

Data Summaries 4

Report Narrative 4

Sample Summary 5

Executive Summary 6

Method Summary 8

Method / Analyst Summary 9

Sample Datasheets 10

Surrogate Summary 38

QC Data Summary 39

Data Qualifiers 54

QC Association Summary 55

Lab Chronicle 56

Organic Sample Data 60

GC/MS VOA 60

Method 8260B 60

Method 8260B QC Summary 61

Method 8260B Sample Data 84

Standards Data 192

Method 8260B ICAL Data 192

Method 8260B CCAL Data 241

Raw QC Data 262

Method 8260B Tune Data 262

Method 8260B Blank Data 274

Method 8260B LCS/LCSD Data 289

Method 8260B MS/MSD Data 307

Table of Contents

Method 8260B Run Logs 346

Shipping and Receiving Documents 350

Client Chain of Custody 351

Sample Receipt Checklist 354

Comments
No additional comments.

Receipt
The samples were received on 12/31/2013 4:50 PM; the samples arrived in good condition, properly preserved and, where required, on ice. The temperature of the cooler at receipt was 3.1° C.

GC/MS VOA
Method(s) 8260B: The continuing calibration verification (CCV) associated with batch 201425 recovered above the upper control limit for Acetone. The samples associated with this CCV were non-detects for the affected analyte; therefore, the data have been reported.

Method(s) 8260B: The laboratory control sample (LCS) for batch 201425 recovered outside control limits for the following analyte: Acetone. This analyte was biased high in the LCS and was not detected in the associated samples; therefore, the data have been reported.

Method(s) 8260B: Internal standard (ISTD) response for 1,4-Dioxane-d8 for the following samples was outside acceptance criteria: MW-2D-B (460-69122-2), MW-2I-A (460-69122-3), MW-2I-B (460-69122-4). This ISTD does not correspond to any of the requested target compounds; therefore, the data have been reported.

Method(s) 8260B: The continuing calibration verification (CCV) for Vinyl Chloride associated with batch 201600 recovered above the upper control limit. The samples associated with this CCV were non-detects for the affected analyte; therefore, the data have been reported.

Method(s) 8260B: Surrogate 1,2-Dichloroethane-d4 recovery for the following sample was outside control limits: MW-1S-B (460-69122-6). Re-analysis was performed with concurring results (Batch 201764 - B64548). The original analysis has been reported.

Method(s) 8260B: The continuing calibration verification (CCV) associated with batch 201764 recovered above the upper control limit for Chloroethane. The samples associated with this CCV were non-detects for the affected analyte; therefore, the data have been reported.

No other analytical or quality issues were noted.

VOA Prep
No analytical or quality issues were noted.

SAMPLE SUMMARY

Client: Tetra Tech GEO

Job Number: 460-69122-1

Lab Sample ID	Client Sample ID	Client Matrix	Date/Time Sampled	Date/Time Received
460-69122-1	MW-2D-A	Water	12/31/2013 0910	12/31/2013 1650
460-69122-2	MW-2D-B	Water	12/31/2013 0920	12/31/2013 1650
460-69122-3	MW-2I-A	Water	12/31/2013 0945	12/31/2013 1650
460-69122-4	MW-2I-B	Water	12/31/2013 0950	12/31/2013 1650
460-69122-5	MW-1S-A	Water	12/31/2013 1030	12/31/2013 1650
460-69122-6	MW-1S-B	Water	12/31/2013 1035	12/31/2013 1650
460-69122-7	MW-1I-A	Water	12/31/2013 1055	12/31/2013 1650
460-69122-8	MW-1I-B	Water	12/31/2013 1100	12/31/2013 1650
460-69122-9FD	DUP-01-123113	Water	12/31/2013 1200	12/31/2013 1650
460-69122-10	MW-3D-A	Water	12/31/2013 1150	12/31/2013 1650
460-69122-11	MW-3D-B	Water	12/31/2013 1155	12/31/2013 1650
460-69122-12	MW-3D-C	Water	12/31/2013 1205	12/31/2013 1650
460-69122-13TB	MODTB-123113	Water	12/31/2013 1225	12/31/2013 1650
460-69122-14TB	TB-123113	Water	12/31/2013 1225	12/31/2013 1650

EXECUTIVE SUMMARY - Detections

Client: Tetra Tech GEO

Job Number: 460-69122-1

Lab Sample ID / Analyte	Client Sample ID	Result	Qualifier	Reporting Limit	Units	Method
460-69122-1	**MW-2D-A**					
Chloroform		0.33	J	1.0	ug/L	8260B
460-69122-2	**MW-2D-B**					
Carbon disulfide		0.41	J	1.0	ug/L	8260B
Chloroform		0.32	J	1.0	ug/L	8260B
460-69122-3	**MW-2I-A**					
Chloroform		1.0		1.0	ug/L	8260B
Trichloroethene		0.14	J	1.0	ug/L	8260B
Tetrachloroethene		0.20	J	1.0	ug/L	8260B
460-69122-4	**MW-2I-B**					
Chloroform		1.0		1.0	ug/L	8260B
Trichloroethene		0.15	J	1.0	ug/L	8260B
Tetrachloroethene		0.15	J	1.0	ug/L	8260B
460-69122-5	**MW-1S-A**					
Chloroform		0.84	J	1.0	ug/L	8260B
Trichloroethene		0.84	J	1.0	ug/L	8260B
Tetrachloroethene		0.36	J	1.0	ug/L	8260B
460-69122-6	**MW-1S-B**					
Chloroform		1.3		1.0	ug/L	8260B
Trichloroethene		2.8		1.0	ug/L	8260B
Tetrachloroethene		0.15	J	1.0	ug/L	8260B
Toluene		0.39	J	1.0	ug/L	8260B
460-69122-7	**MW-1I-A**					
cis-1,2-Dichloroethene		0.73	J	1.0	ug/L	8260B
Chloroform		0.43	J	1.0	ug/L	8260B
Trichloroethene		130		1.0	ug/L	8260B
Tetrachloroethene		0.37	J	1.0	ug/L	8260B
460-69122-8	**MW-1I-B**					
cis-1,2-Dichloroethene		0.73	J	1.0	ug/L	8260B
Chloroform		0.45	J	1.0	ug/L	8260B
Trichloroethene		140		1.0	ug/L	8260B
Tetrachloroethene		0.35	J	1.0	ug/L	8260B

EXECUTIVE SUMMARY - Detections

Client: Tetra Tech GEO

Job Number: 460-69122-1

Lab Sample ID / Analyte	Client Sample ID	Result	Qualifier	Reporting Limit	Units	Method
460-69122-9FD	**DUP-01-123113**					
cis-1,2-Dichloroethene		0.75	J	1.0	ug/L	8260B
Chloroform		0.46	J	1.0	ug/L	8260B
Trichloroethene		130		1.0	ug/L	8260B
Tetrachloroethene		0.33	J	1.0	ug/L	8260B
460-69122-10	**MW-3D-A**					
Chloroform		1.0		1.0	ug/L	8260B
Bromodichloromethane		0.20	J	1.0	ug/L	8260B
Trichloroethene		0.41	J	1.0	ug/L	8260B
460-69122-11	**MW-3D-B**					
Chloroform		0.99	J	1.0	ug/L	8260B
Bromodichloromethane		0.20	J	1.0	ug/L	8260B
Trichloroethene		0.25	J	1.0	ug/L	8260B
460-69122-12	**MW-3D-C**					
Chloroform		0.84	J	1.0	ug/L	8260B
Toluene		3.8		1.0	ug/L	8260B
460-69122-13TB	**MODTB-123113**					
Acetone		10		5.0	ug/L	8260B
Toluene		0.55	J	1.0	ug/L	8260B

METHOD SUMMARY

Client: Tetra Tech GEO

Job Number: 460-69122-1

Description	Lab Location	Method	Preparation Method
Matrix: Water			
Volatile Organic Compounds (GC/MS)	TAL EDI	SW846 8260B	
Purge and Trap	TAL EDI		SW846 5030B

Lab References:

TAL EDI = TestAmerica Edison

Method References:

SW846 = "Test Methods For Evaluating Solid Waste, Physical/Chemical Methods", Third Edition, November 1986 And Its Updates.

METHOD / ANALYST SUMMARY

Client: Tetra Tech GEO

Job Number: 460-69122-1

Method	Analyst	Analyst ID
SW846 8260B	Moroney, Christopher J	CJM
SW846 8260B	Tupayachi, Audberto	AAT

Client: Tetra Tech GEO

Job Number: 460-69122-1

Client Sample ID: **MW-2D-A**

Lab Sample ID: 460-69122-1
Client Matrix: Water

Date Sampled: 12/31/2013 0910
Date Received: 12/31/2013 1650

8260B Volatile Organic Compounds (GC/MS)

Analysis Method:	8260B	Analysis Batch:	460-201600	Instrument ID:	CVOAMS2
Prep Method:	5030B	Prep Batch:	N/A	Lab File ID:	B64519.D
Dilution:	1.0			Initial Weight/Volume:	5 mL
Analysis Date:	01/08/2014 1029			Final Weight/Volume:	5 mL
Prep Date:	01/08/2014 1029				

Analyte	Result (ug/L)	Qualifier	MDL	RL
Chloromethane	0.10	U	0.10	1.0
Bromomethane	0.18	U	0.18	1.0
Vinyl chloride	0.14	U	0.14	1.0
Chloroethane	0.17	U	0.17	1.0
Methylene Chloride	0.18	U	0.18	1.0
Acetone	2.7	U	2.7	5.0
Carbon disulfide	0.13	U	0.13	1.0
1,1-Dichloroethene	0.090	U	0.090	1.0
1,1-Dichloroethane	0.13	U	0.13	1.0
trans-1,2-Dichloroethene	0.13	U	0.13	1.0
cis-1,2-Dichloroethene	0.18	U	0.18	1.0
Chloroform	0.33	J	0.080	1.0
1,2-Dichloroethane	0.19	U	0.19	1.0
2-Butanone	2.3	U	2.3	5.0
1,1,1-Trichloroethane	0.060	U	0.060	1.0
Carbon tetrachloride	0.060	U	0.060	1.0
Bromodichloromethane	0.12	U	0.12	1.0
1,2-Dichloropropane	0.090	U	0.090	1.0
cis-1,3-Dichloropropene	0.18	U	0.18	1.0
Trichloroethene	0.090	U	0.090	1.0
Dibromochloromethane	0.20	U	0.20	1.0
1,1,2-Trichloroethane	0.19	U	0.19	1.0
Benzene	0.080	U	0.080	1.0
trans-1,3-Dichloropropene	0.24	U	0.24	1.0
Bromoform	0.19	U	0.19	1.0
4-Methyl-2-pentanone	0.99	U	0.99	5.0
2-Hexanone	0.50	U	0.50	5.0
Tetrachloroethene	0.10	U	0.10	1.0
1,1,2,2-Tetrachloroethane	0.16	U	0.16	1.0
Toluene	0.15	U	0.15	1.0
Chlorobenzene	0.11	U	0.11	1.0
Ethylbenzene	0.10	U	0.10	1.0
Styrene	0.12	U	0.12	1.0
Xylenes, Total	0.13	U	0.13	2.0

Surrogate	%Rec	Qualifier	Acceptance Limits
1,2-Dichloroethane-d4 (Surr)	122		70 - 130
Bromofluorobenzene	95		70 - 130
Toluene-d8 (Surr)	100		70 - 130
Dibromofluoromethane (Surr)	120		70 - 130

Client: Tetra Tech GEO

Job Number: 460-69122-1

Client Sample ID: **MW-2D-A**

Lab Sample ID: 460-69122-1
Client Matrix: Water

Date Sampled: 12/31/2013 0910
Date Received: 12/31/2013 1650

8260B Volatile Organic Compounds (GC/MS)

Analysis Method:	8260B	Analysis Batch:	460-201600	Instrument ID:	CVOAMS2
Prep Method:	5030B	Prep Batch:	N/A	Lab File ID:	B64519.D
Dilution:	1.0			Initial Weight/Volume:	5 mL
Analysis Date:	01/08/2014 1029			Final Weight/Volume:	5 mL
Prep Date:	01/08/2014 1029				

Tentatively Identified Compounds **Number TIC's Found:** **0**

Cas Number	Analyte	RT	Est. Result (ug/L)	Qualifier
	Tentatively Identified Compound		None	

Client: Tetra Tech GEO

Job Number: 460-69122-1

Client Sample ID: **MW-2D-B**

Lab Sample ID: 460-69122-2
Client Matrix: Water

Date Sampled: 12/31/2013 0920
Date Received: 12/31/2013 1650

8260B Volatile Organic Compounds (GC/MS)

Analysis Method:	8260B	Analysis Batch:	460-201425	Instrument ID:	CVOAMS2
Prep Method:	5030B	Prep Batch:	N/A	Lab File ID:	B64506.D
Dilution:	1.0			Initial Weight/Volume:	5 mL
Analysis Date:	01/07/2014 1502			Final Weight/Volume:	5 mL
Prep Date:	01/07/2014 1502				

Analyte	Result (ug/L)	Qualifier	MDL	RL
Chloromethane	0.10	U	0.10	1.0
Bromomethane	0.18	U	0.18	1.0
Vinyl chloride	0.14	U	0.14	1.0
Chloroethane	0.17	U	0.17	1.0
Methylene Chloride	0.18	U	0.18	1.0
Acetone	2.7	U *	2.7	5.0
Carbon disulfide	0.41	J	0.13	1.0
1,1-Dichloroethene	0.090	U	0.090	1.0
1,1-Dichloroethane	0.13	U	0.13	1.0
trans-1,2-Dichloroethene	0.13	U	0.13	1.0
cis-1,2-Dichloroethene	0.18	U	0.18	1.0
Chloroform	0.32	J	0.080	1.0
1,2-Dichloroethane	0.19	U	0.19	1.0
2-Butanone	2.3	U	2.3	5.0
1,1,1-Trichloroethane	0.060	U	0.060	1.0
Carbon tetrachloride	0.060	U	0.060	1.0
Bromodichloromethane	0.12	U	0.12	1.0
1,2-Dichloropropane	0.090	U	0.090	1.0
cis-1,3-Dichloropropene	0.18	U	0.18	1.0
Trichloroethene	0.090	U	0.090	1.0
Dibromochloromethane	0.20	U	0.20	1.0
1,1,2-Trichloroethane	0.19	U	0.19	1.0
Benzene	0.080	U	0.080	1.0
trans-1,3-Dichloropropene	0.24	U	0.24	1.0
Bromoform	0.19	U	0.19	1.0
4-Methyl-2-pentanone	0.99	U	0.99	5.0
2-Hexanone	0.50	U	0.50	5.0
Tetrachloroethene	0.10	U	0.10	1.0
1,1,2,2-Tetrachloroethane	0.16	U	0.16	1.0
Toluene	0.15	U	0.15	1.0
Chlorobenzene	0.11	U	0.11	1.0
Ethylbenzene	0.10	U	0.10	1.0
Styrene	0.12	U	0.12	1.0
Xylenes, Total	0.13	U	0.13	2.0

Surrogate	%Rec	Qualifier	Acceptance Limits
1,2-Dichloroethane-d4 (Surr)	119		70 - 130
Bromofluorobenzene	93		70 - 130
Toluene-d8 (Surr)	98		70 - 130
Dibromofluoromethane (Surr)	116		70 - 130

Client: Tetra Tech GEO

Job Number: 460-69122-1

Client Sample ID: **MW-2D-B**

Lab Sample ID: 460-69122-2
Client Matrix: Water

Date Sampled: 12/31/2013 0920
Date Received: 12/31/2013 1650

8260B Volatile Organic Compounds (GC/MS)

Analysis Method:	8260B	Analysis Batch:	460-201425	Instrument ID:	CVOAMS2
Prep Method:	5030B	Prep Batch:	N/A	Lab File ID:	B64506.D
Dilution:	1.0			Initial Weight/Volume:	5 mL
Analysis Date:	01/07/2014 1502			Final Weight/Volume:	5 mL
Prep Date:	01/07/2014 1502				

Tentatively Identified Compounds **Number TIC's Found:** **0**

Cas Number	Analyte	RT	Est. Result (ug/L)	Qualifier
	Tentatively Identified Compound		None	

Client: Tetra Tech GEO | Job Number: 460-69122-1

Client Sample ID: **MW-2I-A**

Lab Sample ID: 460-69122-3 | Date Sampled: 12/31/2013 0945
Client Matrix: Water | Date Received: 12/31/2013 1650

8260B Volatile Organic Compounds (GC/MS)

Analysis Method:	8260B	Analysis Batch:	460-201425	Instrument ID:	CVOAMS2
Prep Method:	5030B	Prep Batch:	N/A	Lab File ID:	B64507.D
Dilution:	1.0			Initial Weight/Volume:	5 mL
Analysis Date:	01/07/2014 1525			Final Weight/Volume:	5 mL
Prep Date:	01/07/2014 1525				

Analyte	Result (ug/L)	Qualifier	MDL	RL
Chloromethane	0.10	U	0.10	1.0
Bromomethane	0.18	U	0.18	1.0
Vinyl chloride	0.14	U	0.14	1.0
Chloroethane	0.17	U	0.17	1.0
Methylene Chloride	0.18	U	0.18	1.0
Acetone	2.7	U *	2.7	5.0
Carbon disulfide	0.13	U	0.13	1.0
1,1-Dichloroethene	0.090	U	0.090	1.0
1,1-Dichloroethane	0.13	U	0.13	1.0
trans-1,2-Dichloroethene	0.13	U	0.13	1.0
cis-1,2-Dichloroethene	0.18	U	0.18	1.0
Chloroform	1.0		0.080	1.0
1,2-Dichloroethane	0.19	U	0.19	1.0
2-Butanone	2.3	U	2.3	5.0
1,1,1-Trichloroethane	0.060	U	0.060	1.0
Carbon tetrachloride	0.060	U	0.060	1.0
Bromodichloromethane	0.12	U	0.12	1.0
1,2-Dichloropropane	0.090	U	0.090	1.0
cis-1,3-Dichloropropene	0.18	U	0.18	1.0
Trichloroethene	0.14	J	0.090	1.0
Dibromochloromethane	0.20	U	0.20	1.0
1,1,2-Trichloroethane	0.19	U	0.19	1.0
Benzene	0.080	U	0.080	1.0
trans-1,3-Dichloropropene	0.24	U	0.24	1.0
Bromoform	0.19	U	0.19	1.0
4-Methyl-2-pentanone	0.99	U	0.99	5.0
2-Hexanone	0.50	U	0.50	5.0
Tetrachloroethene	0.20	J	0.10	1.0
1,1,2,2-Tetrachloroethane	0.16	U	0.16	1.0
Toluene	0.15	U	0.15	1.0
Chlorobenzene	0.11	U	0.11	1.0
Ethylbenzene	0.10	U	0.10	1.0
Styrene	0.12	U	0.12	1.0
Xylenes, Total	0.13	U	0.13	2.0

Surrogate	%Rec	Qualifier	Acceptance Limits
1,2-Dichloroethane-d4 (Surr)	114		70 - 130
Bromofluorobenzene	85		70 - 130
Toluene-d8 (Surr)	92		70 - 130
Dibromofluoromethane (Surr)	112		70 - 130

Client: Tetra Tech GEO

Job Number: 460-69122-1

Client Sample ID: **MW-2I-A**

Lab Sample ID: 460-69122-3
Client Matrix: Water

Date Sampled: 12/31/2013 0945
Date Received: 12/31/2013 1650

8260B Volatile Organic Compounds (GC/MS)

Analysis Method:	8260B	Analysis Batch:	460-201425	Instrument ID:	CVOAMS2
Prep Method:	5030B	Prep Batch:	N/A	Lab File ID:	B64507.D
Dilution:	1.0			Initial Weight/Volume:	5 mL
Analysis Date:	01/07/2014 1525			Final Weight/Volume:	5 mL
Prep Date:	01/07/2014 1525				

Tentatively Identified Compounds **Number TIC's Found:** **0**

Cas Number	Analyte	RT	Est. Result (ug/L)	Qualifier
	Tentatively Identified Compound		None	

Client: Tetra Tech GEO

Job Number: 460-69122-1

Client Sample ID: **MW-2I-B**

Lab Sample ID: 460-69122-4
Client Matrix: Water

Date Sampled: 12/31/2013 0950
Date Received: 12/31/2013 1650

8260B Volatile Organic Compounds (GC/MS)

Analysis Method:	8260B	Analysis Batch:	460-201425	Instrument ID:	CVOAMS2
Prep Method:	5030B	Prep Batch:	N/A	Lab File ID:	B64508.D
Dilution:	1.0			Initial Weight/Volume:	5 mL
Analysis Date:	01/07/2014 1548			Final Weight/Volume:	5 mL
Prep Date:	01/07/2014 1548				

Analyte	Result (ug/L)	Qualifier	MDL	RL
Chloromethane	0.10	U	0.10	1.0
Bromomethane	0.18	U	0.18	1.0
Vinyl chloride	0.14	U	0.14	1.0
Chloroethane	0.17	U	0.17	1.0
Methylene Chloride	0.18	U	0.18	1.0
Acetone	2.7	U *	2.7	5.0
Carbon disulfide	0.13	U	0.13	1.0
1,1-Dichloroethene	0.090	U	0.090	1.0
1,1-Dichloroethane	0.13	U	0.13	1.0
trans-1,2-Dichloroethene	0.13	U	0.13	1.0
cis-1,2-Dichloroethene	0.18	U	0.18	1.0
Chloroform	1.0		0.080	1.0
1,2-Dichloroethane	0.19	U	0.19	1.0
2-Butanone	2.3	U	2.3	5.0
1,1,1-Trichloroethane	0.060	U	0.060	1.0
Carbon tetrachloride	0.060	U	0.060	1.0
Bromodichloromethane	0.12	U	0.12	1.0
1,2-Dichloropropane	0.090	U	0.090	1.0
cis-1,3-Dichloropropene	0.18	U	0.18	1.0
Trichloroethene	0.15	J	0.090	1.0
Dibromochloromethane	0.20	U	0.20	1.0
1,1,2-Trichloroethane	0.19	U	0.19	1.0
Benzene	0.080	U	0.080	1.0
trans-1,3-Dichloropropene	0.24	U	0.24	1.0
Bromoform	0.19	U	0.19	1.0
4-Methyl-2-pentanone	0.99	U	0.99	5.0
2-Hexanone	0.50	U	0.50	5.0
Tetrachloroethene	0.15	J	0.10	1.0
1,1,2,2-Tetrachloroethane	0.16	U	0.16	1.0
Toluene	0.15	U	0.15	1.0
Chlorobenzene	0.11	U	0.11	1.0
Ethylbenzene	0.10	U	0.10	1.0
Styrene	0.12	U	0.12	1.0
Xylenes, Total	0.13	U	0.13	2.0

Surrogate	%Rec	Qualifier	Acceptance Limits
1,2-Dichloroethane-d4 (Surr)	115		70 - 130
Bromofluorobenzene	86		70 - 130
Toluene-d8 (Surr)	93		70 - 130
Dibromofluoromethane (Surr)	114		70 - 130

Client: Tetra Tech GEO | Job Number: 460-69122-1

Client Sample ID: **MW-2I-B**

Lab Sample ID: 460-69122-4 | Date Sampled: 12/31/2013 0950
Client Matrix: Water | Date Received: 12/31/2013 1650

8260B Volatile Organic Compounds (GC/MS)

Analysis Method:	8260B	Analysis Batch:	460-201425	Instrument ID:	CVOAMS2
Prep Method:	5030B	Prep Batch:	N/A	Lab File ID:	B64508.D
Dilution:	1.0			Initial Weight/Volume:	5 mL
Analysis Date:	01/07/2014 1548			Final Weight/Volume:	5 mL
Prep Date:	01/07/2014 1548				

Tentatively Identified Compounds **Number TIC's Found:** **0**

Cas Number	Analyte	RT	Est. Result (ug/L)	Qualifier
	Tentatively Identified Compound		None	

Client: Tetra Tech GEO

Job Number: 460-69122-1

Client Sample ID: **MW-1S-A**

Lab Sample ID: 460-69122-5
Client Matrix: Water

Date Sampled: 12/31/2013 1030
Date Received: 12/31/2013 1650

8260B Volatile Organic Compounds (GC/MS)

Analysis Method:	8260B	Analysis Batch:	460-201600	Instrument ID:	CVOAMS2
Prep Method:	5030B	Prep Batch:	N/A	Lab File ID:	B64525.D
Dilution:	1.0			Initial Weight/Volume:	5 mL
Analysis Date:	01/08/2014 1307			Final Weight/Volume:	5 mL
Prep Date:	01/08/2014 1307				

Analyte	Result (ug/L)	Qualifier	MDL	RL
Chloromethane	0.10	U	0.10	1.0
Bromomethane	0.18	U	0.18	1.0
Vinyl chloride	0.14	U	0.14	1.0
Chloroethane	0.17	U	0.17	1.0
Methylene Chloride	0.18	U	0.18	1.0
Acetone	2.7	U	2.7	5.0
Carbon disulfide	0.13	U	0.13	1.0
1,1-Dichloroethene	0.090	U	0.090	1.0
1,1-Dichloroethane	0.13	U	0.13	1.0
trans-1,2-Dichloroethene	0.13	U	0.13	1.0
cis-1,2-Dichloroethene	0.18	U	0.18	1.0
Chloroform	0.84	J	0.080	1.0
1,2-Dichloroethane	0.19	U	0.19	1.0
2-Butanone	2.3	U	2.3	5.0
1,1,1-Trichloroethane	0.060	U	0.060	1.0
Carbon tetrachloride	0.060	U	0.060	1.0
Bromodichloromethane	0.12	U	0.12	1.0
1,2-Dichloropropane	0.090	U	0.090	1.0
cis-1,3-Dichloropropene	0.18	U	0.18	1.0
Trichloroethene	0.84	J	0.090	1.0
Dibromochloromethane	0.20	U	0.20	1.0
1,1,2-Trichloroethane	0.19	U	0.19	1.0
Benzene	0.080	U	0.080	1.0
trans-1,3-Dichloropropene	0.24	U	0.24	1.0
Bromoform	0.19	U	0.19	1.0
4-Methyl-2-pentanone	0.99	U	0.99	5.0
2-Hexanone	0.50	U	0.50	5.0
Tetrachloroethene	0.36	J	0.10	1.0
1,1,2,2-Tetrachloroethane	0.16	U	0.16	1.0
Toluene	0.15	U	0.15	1.0
Chlorobenzene	0.11	U	0.11	1.0
Ethylbenzene	0.10	U	0.10	1.0
Styrene	0.12	U	0.12	1.0
Xylenes, Total	0.13	U	0.13	2.0

Surrogate	%Rec	Qualifier	Acceptance Limits
1,2-Dichloroethane-d4 (Surr)	119		70 - 130
Bromofluorobenzene	87		70 - 130
Toluene-d8 (Surr)	95		70 - 130
Dibromofluoromethane (Surr)	114		70 - 130

Client: Tetra Tech GEO

Job Number: 460-69122-1

Client Sample ID: **MW-1S-A**

Lab Sample ID: 460-69122-5
Client Matrix: Water

Date Sampled: 12/31/2013 1030
Date Received: 12/31/2013 1650

8260B Volatile Organic Compounds (GC/MS)

Analysis Method:	8260B	Analysis Batch:	460-201600	Instrument ID:	CVOAMS2
Prep Method:	5030B	Prep Batch:	N/A	Lab File ID:	B64525.D
Dilution:	1.0			Initial Weight/Volume:	5 mL
Analysis Date:	01/08/2014 1307			Final Weight/Volume:	5 mL
Prep Date:	01/08/2014 1307				

Tentatively Identified Compounds **Number TIC's Found:** **0**

Cas Number	Analyte	RT	Est. Result (ug/L)	Qualifier
	Tentatively Identified Compound		None	

Client: Tetra Tech GEO

Job Number: 460-69122-1

Client Sample ID: **MW-1S-B**

Lab Sample ID: 460-69122-6
Client Matrix: Water

Date Sampled: 12/31/2013 1035
Date Received: 12/31/2013 1650

8260B Volatile Organic Compounds (GC/MS)

Analysis Method:	8260B	Analysis Batch:	460-201600	Instrument ID:	CVOAMS2
Prep Method:	5030B	Prep Batch:	N/A	Lab File ID:	B64526.D
Dilution:	1.0			Initial Weight/Volume:	5 mL
Analysis Date:	01/08/2014 1330			Final Weight/Volume:	5 mL
Prep Date:	01/08/2014 1330				

Analyte	Result (ug/L)	Qualifier	MDL	RL
Chloromethane	0.10	U	0.10	1.0
Bromomethane	0.18	U	0.18	1.0
Vinyl chloride	0.14	U	0.14	1.0
Chloroethane	0.17	U	0.17	1.0
Methylene Chloride	0.18	U	0.18	1.0
Acetone	2.7	U	2.7	5.0
Carbon disulfide	0.13	U	0.13	1.0
1,1-Dichloroethene	0.090	U	0.090	1.0
1,1-Dichloroethane	0.13	U	0.13	1.0
trans-1,2-Dichloroethene	0.13	U	0.13	1.0
cis-1,2-Dichloroethene	0.18	U	0.18	1.0
Chloroform	1.3		0.080	1.0
1,2-Dichloroethane	0.19	U	0.19	1.0
2-Butanone	2.3	U	2.3	5.0
1,1,1-Trichloroethane	0.060	U	0.060	1.0
Carbon tetrachloride	0.060	U	0.060	1.0
Bromodichloromethane	0.12	U	0.12	1.0
1,2-Dichloropropane	0.090	U	0.090	1.0
cis-1,3-Dichloropropene	0.18	U	0.18	1.0
Trichloroethene	2.8		0.090	1.0
Dibromochloromethane	0.20	U	0.20	1.0
1,1,2-Trichloroethane	0.19	U	0.19	1.0
Benzene	0.080	U	0.080	1.0
trans-1,3-Dichloropropene	0.24	U	0.24	1.0
Bromoform	0.19	U	0.19	1.0
4-Methyl-2-pentanone	0.99	U	0.99	5.0
2-Hexanone	0.50	U	0.50	5.0
Tetrachloroethene	0.15	J	0.10	1.0
1,1,2,2-Tetrachloroethane	0.16	U	0.16	1.0
Toluene	0.39	J	0.15	1.0
Chlorobenzene	0.11	U	0.11	1.0
Ethylbenzene	0.10	U	0.10	1.0
Styrene	0.12	U	0.12	1.0
Xylenes, Total	0.13	U	0.13	2.0

Surrogate	%Rec	Qualifier	Acceptance Limits
1,2-Dichloroethane-d4 (Surr)	132	X	70 - 130
Bromofluorobenzene	95		70 - 130
Toluene-d8 (Surr)	105		70 - 130
Dibromofluoromethane (Surr)	126		70 - 130

Client: Tetra Tech GEO

Job Number: 460-69122-1

Client Sample ID: **MW-1S-B**

Lab Sample ID: 460-69122-6
Client Matrix: Water

Date Sampled: 12/31/2013 1035
Date Received: 12/31/2013 1650

8260B Volatile Organic Compounds (GC/MS)

Analysis Method:	8260B	Analysis Batch:	460-201600	Instrument ID:	CVOAMS2
Prep Method:	5030B	Prep Batch:	N/A	Lab File ID:	B64526.D
Dilution:	1.0			Initial Weight/Volume:	5 mL
Analysis Date:	01/08/2014 1330			Final Weight/Volume:	5 mL
Prep Date:	01/08/2014 1330				

Tentatively Identified Compounds **Number TIC's Found:** **0**

Cas Number	Analyte	RT	Est. Result (ug/L)	Qualifier
	Tentatively Identified Compound		None	

Client: Tetra Tech GEO

Job Number: 460-69122-1

Client Sample ID: **MW-1I-A**

Lab Sample ID: 460-69122-7
Client Matrix: Water

Date Sampled: 12/31/2013 1055
Date Received: 12/31/2013 1650

8260B Volatile Organic Compounds (GC/MS)

Analysis Method:	8260B	Analysis Batch:	460-201600	Instrument ID:	CVOAMS2
Prep Method:	5030B	Prep Batch:	N/A	Lab File ID:	B64531.D
Dilution:	1.0			Initial Weight/Volume:	5 mL
Analysis Date:	01/08/2014 1524			Final Weight/Volume:	5 mL
Prep Date:	01/08/2014 1524				

Analyte	Result (ug/L)	Qualifier	MDL	RL
Chloromethane	0.10	U	0.10	1.0
Bromomethane	0.18	U	0.18	1.0
Vinyl chloride	0.14	U	0.14	1.0
Chloroethane	0.17	U	0.17	1.0
Methylene Chloride	0.18	U	0.18	1.0
Acetone	2.7	U	2.7	5.0
Carbon disulfide	0.13	U	0.13	1.0
1,1-Dichloroethene	0.090	U	0.090	1.0
1,1-Dichloroethane	0.13	U	0.13	1.0
trans-1,2-Dichloroethene	0.13	U	0.13	1.0
cis-1,2-Dichloroethene	0.73	J	0.18	1.0
Chloroform	0.43	J	0.080	1.0
1,2-Dichloroethane	0.19	U	0.19	1.0
2-Butanone	2.3	U	2.3	5.0
1,1,1-Trichloroethane	0.060	U	0.060	1.0
Carbon tetrachloride	0.060	U	0.060	1.0
Bromodichloromethane	0.12	U	0.12	1.0
1,2-Dichloropropane	0.090	U	0.090	1.0
cis-1,3-Dichloropropene	0.18	U	0.18	1.0
Trichloroethene	130		0.090	1.0
Dibromochloromethane	0.20	U	0.20	1.0
1,1,2-Trichloroethane	0.19	U	0.19	1.0
Benzene	0.080	U	0.080	1.0
trans-1,3-Dichloropropene	0.24	U	0.24	1.0
Bromoform	0.19	U	0.19	1.0
4-Methyl-2-pentanone	0.99	U	0.99	5.0
2-Hexanone	0.50	U	0.50	5.0
Tetrachloroethene	0.37	J	0.10	1.0
1,1,2,2-Tetrachloroethane	0.16	U	0.16	1.0
Toluene	0.15	U	0.15	1.0
Chlorobenzene	0.11	U	0.11	1.0
Ethylbenzene	0.10	U	0.10	1.0
Styrene	0.12	U	0.12	1.0
Xylenes, Total	0.13	U	0.13	2.0

Surrogate	%Rec	Qualifier	Acceptance Limits
1,2-Dichloroethane-d4 (Surr)	113		70 - 130
Bromofluorobenzene	87		70 - 130
Toluene-d8 (Surr)	95		70 - 130
Dibromofluoromethane (Surr)	110		70 - 130

Client: Tetra Tech GEO

Job Number: 460-69122-1

Client Sample ID: **MW-1I-A**

Lab Sample ID: 460-69122-7
Client Matrix: Water

Date Sampled: 12/31/2013 1055
Date Received: 12/31/2013 1650

8260B Volatile Organic Compounds (GC/MS)

Analysis Method:	8260B	Analysis Batch:	460-201600	Instrument ID:	CVOAMS2
Prep Method:	5030B	Prep Batch:	N/A	Lab File ID:	B64531.D
Dilution:	1.0			Initial Weight/Volume:	5 mL
Analysis Date:	01/08/2014 1524			Final Weight/Volume:	5 mL
Prep Date:	01/08/2014 1524				

Tentatively Identified Compounds **Number TIC's Found:** **0**

Cas Number	Analyte	RT	Est. Result (ug/L)	Qualifier
	Tentatively Identified Compound		None	

Client: Tetra Tech GEO

Job Number: 460-69122-1

Client Sample ID: **MW-1I-B**

Lab Sample ID: 460-69122-8
Client Matrix: Water

Date Sampled: 12/31/2013 1100
Date Received: 12/31/2013 1650

8260B Volatile Organic Compounds (GC/MS)

Analysis Method:	8260B	Analysis Batch:	460-201600	Instrument ID:	CVOAMS2
Prep Method:	5030B	Prep Batch:	N/A	Lab File ID:	B64532.D
Dilution:	1.0			Initial Weight/Volume:	5 mL
Analysis Date:	01/08/2014 1547			Final Weight/Volume:	5 mL
Prep Date:	01/08/2014 1547				

Analyte	Result (ug/L)	Qualifier	MDL	RL
Chloromethane	0.10	U	0.10	1.0
Bromomethane	0.18	U	0.18	1.0
Vinyl chloride	0.14	U	0.14	1.0
Chloroethane	0.17	U	0.17	1.0
Methylene Chloride	0.18	U	0.18	1.0
Acetone	2.7	U	2.7	5.0
Carbon disulfide	0.13	U	0.13	1.0
1,1-Dichloroethene	0.090	U	0.090	1.0
1,1-Dichloroethane	0.13	U	0.13	1.0
trans-1,2-Dichloroethene	0.13	U	0.13	1.0
cis-1,2-Dichloroethene	0.73	J	0.18	1.0
Chloroform	0.45	J	0.080	1.0
1,2-Dichloroethane	0.19	U	0.19	1.0
2-Butanone	2.3	U	2.3	5.0
1,1,1-Trichloroethane	0.060	U	0.060	1.0
Carbon tetrachloride	0.060	U	0.060	1.0
Bromodichloromethane	0.12	U	0.12	1.0
1,2-Dichloropropane	0.090	U	0.090	1.0
cis-1,3-Dichloropropene	0.18	U	0.18	1.0
Trichloroethene	140		0.090	1.0
Dibromochloromethane	0.20	U	0.20	1.0
1,1,2-Trichloroethane	0.19	U	0.19	1.0
Benzene	0.080	U	0.080	1.0
trans-1,3-Dichloropropene	0.24	U	0.24	1.0
Bromoform	0.19	U	0.19	1.0
4-Methyl-2-pentanone	0.99	U	0.99	5.0
2-Hexanone	0.50	U	0.50	5.0
Tetrachloroethene	0.35	J	0.10	1.0
1,1,2,2-Tetrachloroethane	0.16	U	0.16	1.0
Toluene	0.15	U	0.15	1.0
Chlorobenzene	0.11	U	0.11	1.0
Ethylbenzene	0.10	U	0.10	1.0
Styrene	0.12	U	0.12	1.0
Xylenes, Total	0.13	U	0.13	2.0

Surrogate	%Rec	Qualifier	Acceptance Limits
1,2-Dichloroethane-d4 (Surr)	124		70 - 130
Bromofluorobenzene	93		70 - 130
Toluene-d8 (Surr)	104		70 - 130
Dibromofluoromethane (Surr)	120		70 - 130

Client: Tetra Tech GEO

Job Number: 460-69122-1

Client Sample ID: **MW-1I-B**

Lab Sample ID: 460-69122-8
Client Matrix: Water

Date Sampled: 12/31/2013 1100
Date Received: 12/31/2013 1650

8260B Volatile Organic Compounds (GC/MS)

Analysis Method:	8260B	Analysis Batch:	460-201600	Instrument ID:	CVOAMS2
Prep Method:	5030B	Prep Batch:	N/A	Lab File ID:	B64532.D
Dilution:	1.0			Initial Weight/Volume:	5 mL
Analysis Date:	01/08/2014 1547			Final Weight/Volume:	5 mL
Prep Date:	01/08/2014 1547				

Tentatively Identified Compounds **Number TIC's Found:** **0**

Cas Number	Analyte	RT	Est. Result (ug/L)	Qualifier
	Tentatively Identified Compound		None	

Client: Tetra Tech GEO

Job Number: 460-69122-1

Client Sample ID: **DUP-01-123113**

Lab Sample ID: 460-69122-9FD
Client Matrix: Water

Date Sampled: 12/31/2013 1200
Date Received: 12/31/2013 1650

8260B Volatile Organic Compounds (GC/MS)

Analysis Method:	8260B	Analysis Batch:	460-201600	Instrument ID:	CVOAMS2
Prep Method:	5030B	Prep Batch:	N/A	Lab File ID:	B64534.D
Dilution:	1.0			Initial Weight/Volume:	5 mL
Analysis Date:	01/08/2014 1632			Final Weight/Volume:	5 mL
Prep Date:	01/08/2014 1632				

Analyte	Result (ug/L)	Qualifier	MDL	RL
Chloromethane	0.10	U	0.10	1.0
Bromomethane	0.18	U	0.18	1.0
Vinyl chloride	0.14	U	0.14	1.0
Chloroethane	0.17	U	0.17	1.0
Methylene Chloride	0.18	U	0.18	1.0
Acetone	2.7	U	2.7	5.0
Carbon disulfide	0.13	U	0.13	1.0
1,1-Dichloroethene	0.090	U	0.090	1.0
1,1-Dichloroethane	0.13	U	0.13	1.0
trans-1,2-Dichloroethene	0.13	U	0.13	1.0
cis-1,2-Dichloroethene	0.75	J	0.18	1.0
Chloroform	0.46	J	0.080	1.0
1,2-Dichloroethane	0.19	U	0.19	1.0
2-Butanone	2.3	U	2.3	5.0
1,1,1-Trichloroethane	0.060	U	0.060	1.0
Carbon tetrachloride	0.060	U	0.060	1.0
Bromodichloromethane	0.12	U	0.12	1.0
1,2-Dichloropropane	0.090	U	0.090	1.0
cis-1,3-Dichloropropene	0.18	U	0.18	1.0
Trichloroethene	130		0.090	1.0
Dibromochloromethane	0.20	U	0.20	1.0
1,1,2-Trichloroethane	0.19	U	0.19	1.0
Benzene	0.080	U	0.080	1.0
trans-1,3-Dichloropropene	0.24	U	0.24	1.0
Bromoform	0.19	U	0.19	1.0
4-Methyl-2-pentanone	0.99	U	0.99	5.0
2-Hexanone	0.50	U	0.50	5.0
Tetrachloroethene	0.33	J	0.10	1.0
1,1,2,2-Tetrachloroethane	0.16	U	0.16	1.0
Toluene	0.15	U	0.15	1.0
Chlorobenzene	0.11	U	0.11	1.0
Ethylbenzene	0.10	U	0.10	1.0
Styrene	0.12	U	0.12	1.0
Xylenes, Total	0.13	U	0.13	2.0

Surrogate	%Rec	Qualifier	Acceptance Limits
1,2-Dichloroethane-d4 (Surr)	125		70 - 130
Bromofluorobenzene	94		70 - 130
Toluene-d8 (Surr)	104		70 - 130
Dibromofluoromethane (Surr)	119		70 - 130

Client: Tetra Tech GEO

Job Number: 460-69122-1

Client Sample ID: **DUP-01-123113**

Lab Sample ID: 460-69122-9FD
Client Matrix: Water

Date Sampled: 12/31/2013 1200
Date Received: 12/31/2013 1650

8260B Volatile Organic Compounds (GC/MS)

Analysis Method:	8260B	Analysis Batch:	460-201600	Instrument ID:	CVOAMS2
Prep Method:	5030B	Prep Batch:	N/A	Lab File ID:	B64534.D
Dilution:	1.0			Initial Weight/Volume:	5 mL
Analysis Date:	01/08/2014 1632			Final Weight/Volume:	5 mL
Prep Date:	01/08/2014 1632				

Tentatively Identified Compounds **Number TIC's Found:** **0**

Cas Number	Analyte	RT	Est. Result (ug/L)	Qualifier
	Tentatively Identified Compound		None	

Client: Tetra Tech GEO

Job Number: 460-69122-1

Client Sample ID: **MW-3D-A**

Lab Sample ID: 460-69122-10
Client Matrix: Water

Date Sampled: 12/31/2013 1150
Date Received: 12/31/2013 1650

8260B Volatile Organic Compounds (GC/MS)

Analysis Method:	8260B	Analysis Batch:	460-201600	Instrument ID:	CVOAMS2
Prep Method:	5030B	Prep Batch:	N/A	Lab File ID:	B64535.D
Dilution:	1.0			Initial Weight/Volume:	5 mL
Analysis Date:	01/08/2014 1655			Final Weight/Volume:	5 mL
Prep Date:	01/08/2014 1655				

Analyte	Result (ug/L)	Qualifier	MDL	RL
Chloromethane	0.10	U	0.10	1.0
Bromomethane	0.18	U	0.18	1.0
Vinyl chloride	0.14	U	0.14	1.0
Chloroethane	0.17	U	0.17	1.0
Methylene Chloride	0.18	U	0.18	1.0
Acetone	2.7	U	2.7	5.0
Carbon disulfide	0.13	U	0.13	1.0
1,1-Dichloroethene	0.090	U	0.090	1.0
1,1-Dichloroethane	0.13	U	0.13	1.0
trans-1,2-Dichloroethene	0.13	U	0.13	1.0
cis-1,2-Dichloroethene	0.18	U	0.18	1.0
Chloroform	1.0		0.080	1.0
1,2-Dichloroethane	0.19	U	0.19	1.0
2-Butanone	2.3	U	2.3	5.0
1,1,1-Trichloroethane	0.060	U	0.060	1.0
Carbon tetrachloride	0.060	U	0.060	1.0
Bromodichloromethane	0.20	J	0.12	1.0
1,2-Dichloropropane	0.090	U	0.090	1.0
cis-1,3-Dichloropropene	0.18	U	0.18	1.0
Trichloroethene	0.41	J	0.090	1.0
Dibromochloromethane	0.20	U	0.20	1.0
1,1,2-Trichloroethane	0.19	U	0.19	1.0
Benzene	0.080	U	0.080	1.0
trans-1,3-Dichloropropene	0.24	U	0.24	1.0
Bromoform	0.19	U	0.19	1.0
4-Methyl-2-pentanone	0.99	U	0.99	5.0
2-Hexanone	0.50	U	0.50	5.0
Tetrachloroethene	0.10	U	0.10	1.0
1,1,2,2-Tetrachloroethane	0.16	U	0.16	1.0
Toluene	0.15	U	0.15	1.0
Chlorobenzene	0.11	U	0.11	1.0
Ethylbenzene	0.10	U	0.10	1.0
Styrene	0.12	U	0.12	1.0
Xylenes, Total	0.13	U	0.13	2.0

Surrogate	%Rec	Qualifier	Acceptance Limits
1,2-Dichloroethane-d4 (Surr)	115		70 - 130
Bromofluorobenzene	86		70 - 130
Toluene-d8 (Surr)	94		70 - 130
Dibromofluoromethane (Surr)	111		70 - 130

Client: Tetra Tech GEO

Job Number: 460-69122-1

Client Sample ID: **MW-3D-A**

Lab Sample ID: 460-69122-10
Client Matrix: Water

Date Sampled: 12/31/2013 1150
Date Received: 12/31/2013 1650

8260B Volatile Organic Compounds (GC/MS)

Analysis Method:	8260B	Analysis Batch:	460-201600	Instrument ID:	CVOAMS2
Prep Method:	5030B	Prep Batch:	N/A	Lab File ID:	B64535.D
Dilution:	1.0			Initial Weight/Volume:	5 mL
Analysis Date:	01/08/2014 1655			Final Weight/Volume:	5 mL
Prep Date:	01/08/2014 1655				

Tentatively Identified Compounds **Number TIC's Found:** **0**

Cas Number	Analyte	RT	Est. Result (ug/L)	Qualifier
	Tentatively Identified Compound		None	

Client: Tetra Tech GEO

Job Number: 460-69122-1

Client Sample ID: **MW-3D-B**

Lab Sample ID: 460-69122-11
Client Matrix: Water

Date Sampled: 12/31/2013 1155
Date Received: 12/31/2013 1650

8260B Volatile Organic Compounds (GC/MS)

Analysis Method:	8260B	Analysis Batch:	460-201600	Instrument ID:	CVOAMS2
Prep Method:	5030B	Prep Batch:	N/A	Lab File ID:	B64536.D
Dilution:	1.0			Initial Weight/Volume:	5 mL
Analysis Date:	01/08/2014 1720			Final Weight/Volume:	5 mL
Prep Date:	01/08/2014 1720				

Analyte	Result (ug/L)	Qualifier	MDL	RL
Chloromethane	0.10	U	0.10	1.0
Bromomethane	0.18	U	0.18	1.0
Vinyl chloride	0.14	U	0.14	1.0
Chloroethane	0.17	U	0.17	1.0
Methylene Chloride	0.18	U	0.18	1.0
Acetone	2.7	U	2.7	5.0
Carbon disulfide	0.13	U	0.13	1.0
1,1-Dichloroethene	0.090	U	0.090	1.0
1,1-Dichloroethane	0.13	U	0.13	1.0
trans-1,2-Dichloroethene	0.13	U	0.13	1.0
cis-1,2-Dichloroethene	0.18	U	0.18	1.0
Chloroform	0.99	J	0.080	1.0
1,2-Dichloroethane	0.19	U	0.19	1.0
2-Butanone	2.3	U	2.3	5.0
1,1,1-Trichloroethane	0.060	U	0.060	1.0
Carbon tetrachloride	0.060	U	0.060	1.0
Bromodichloromethane	0.20	J	0.12	1.0
1,2-Dichloropropane	0.090	U	0.090	1.0
cis-1,3-Dichloropropene	0.18	U	0.18	1.0
Trichloroethene	0.25	J	0.090	1.0
Dibromochloromethane	0.20	U	0.20	1.0
1,1,2-Trichloroethane	0.19	U	0.19	1.0
Benzene	0.080	U	0.080	1.0
trans-1,3-Dichloropropene	0.24	U	0.24	1.0
Bromoform	0.19	U	0.19	1.0
4-Methyl-2-pentanone	0.99	U	0.99	5.0
2-Hexanone	0.50	U	0.50	5.0
Tetrachloroethene	0.10	U	0.10	1.0
1,1,2,2-Tetrachloroethane	0.16	U	0.16	1.0
Toluene	0.15	U	0.15	1.0
Chlorobenzene	0.11	U	0.11	1.0
Ethylbenzene	0.10	U	0.10	1.0
Styrene	0.12	U	0.12	1.0
Xylenes, Total	0.13	U	0.13	2.0

Surrogate	%Rec	Qualifier	Acceptance Limits
1,2-Dichloroethane-d4 (Surr)	118		70 - 130
Bromofluorobenzene	85		70 - 130
Toluene-d8 (Surr)	95		70 - 130
Dibromofluoromethane (Surr)	113		70 - 130

Client: Tetra Tech GEO

Job Number: 460-69122-1

Client Sample ID: **MW-3D-B**

Lab Sample ID: 460-69122-11
Client Matrix: Water

Date Sampled: 12/31/2013 1155
Date Received: 12/31/2013 1650

8260B Volatile Organic Compounds (GC/MS)

Analysis Method:	8260B	Analysis Batch:	460-201600	Instrument ID:	CVOAMS2
Prep Method:	5030B	Prep Batch:	N/A	Lab File ID:	B64536.D
Dilution:	1.0			Initial Weight/Volume:	5 mL
Analysis Date:	01/08/2014 1720			Final Weight/Volume:	5 mL
Prep Date:	01/08/2014 1720				

Tentatively Identified Compounds **Number TIC's Found:** **0**

Cas Number	Analyte	RT	Est. Result (ug/L)	Qualifier
	Tentatively Identified Compound		None	

Client: Tetra Tech GEO

Job Number: 460-69122-1

Client Sample ID: **MW-3D-C**

Lab Sample ID: 460-69122-12
Client Matrix: Water

Date Sampled: 12/31/2013 1205
Date Received: 12/31/2013 1650

8260B Volatile Organic Compounds (GC/MS)

Analysis Method:	8260B	Analysis Batch:	460-201764	Instrument ID:	CVOAMS2
Prep Method:	5030B	Prep Batch:	N/A	Lab File ID:	B64547.D
Dilution:	1.0			Initial Weight/Volume:	5 mL
Analysis Date:	01/09/2014 1138			Final Weight/Volume:	5 mL
Prep Date:	01/09/2014 1138				

Analyte	Result (ug/L)	Qualifier	MDL	RL
Chloromethane	0.10	U	0.10	1.0
Bromomethane	0.18	U	0.18	1.0
Vinyl chloride	0.14	U	0.14	1.0
Chloroethane	0.17	U	0.17	1.0
Methylene Chloride	0.18	U	0.18	1.0
Acetone	2.7	U	2.7	5.0
Carbon disulfide	0.13	U	0.13	1.0
1,1-Dichloroethene	0.090	U	0.090	1.0
1,1-Dichloroethane	0.13	U	0.13	1.0
trans-1,2-Dichloroethene	0.13	U	0.13	1.0
cis-1,2-Dichloroethene	0.18	U	0.18	1.0
Chloroform	0.84	J	0.080	1.0
1,2-Dichloroethane	0.19	U	0.19	1.0
2-Butanone	2.3	U	2.3	5.0
1,1,1-Trichloroethane	0.060	U	0.060	1.0
Carbon tetrachloride	0.060	U	0.060	1.0
Bromodichloromethane	0.12	U	0.12	1.0
1,2-Dichloropropane	0.090	U	0.090	1.0
cis-1,3-Dichloropropene	0.18	U	0.18	1.0
Trichloroethene	0.090	U	0.090	1.0
Dibromochloromethane	0.20	U	0.20	1.0
1,1,2-Trichloroethane	0.19	U	0.19	1.0
Benzene	0.080	U	0.080	1.0
trans-1,3-Dichloropropene	0.24	U	0.24	1.0
Bromoform	0.19	U	0.19	1.0
4-Methyl-2-pentanone	0.99	U	0.99	5.0
2-Hexanone	0.50	U	0.50	5.0
Tetrachloroethene	0.10	U	0.10	1.0
1,1,2,2-Tetrachloroethane	0.16	U	0.16	1.0
Toluene	3.8		0.15	1.0
Chlorobenzene	0.11	U	0.11	1.0
Ethylbenzene	0.10	U	0.10	1.0
Styrene	0.12	U	0.12	1.0
Xylenes, Total	0.13	U	0.13	2.0

Surrogate	%Rec	Qualifier	Acceptance Limits
1,2-Dichloroethane-d4 (Surr)	122		70 - 130
Bromofluorobenzene	88		70 - 130
Toluene-d8 (Surr)	94		70 - 130
Dibromofluoromethane (Surr)	110		70 - 130

Client: Tetra Tech GEO

Job Number: 460-69122-1

Client Sample ID: **MW-3D-C**

Lab Sample ID: 460-69122-12
Client Matrix: Water

Date Sampled: 12/31/2013 1205
Date Received: 12/31/2013 1650

8260B Volatile Organic Compounds (GC/MS)

Analysis Method:	8260B	Analysis Batch:	460-201764	Instrument ID:	CVOAMS2
Prep Method:	5030B	Prep Batch:	N/A	Lab File ID:	B64547.D
Dilution:	1.0			Initial Weight/Volume:	5 mL
Analysis Date:	01/09/2014 1138			Final Weight/Volume:	5 mL
Prep Date:	01/09/2014 1138				

Tentatively Identified Compounds **Number TIC's Found:** **0**

Cas Number	Analyte	RT	Est. Result (ug/L)	Qualifier
	Tentatively Identified Compound		None	

Client: Tetra Tech GEO

Job Number: 460-69122-1

Client Sample ID: **MODTB-123113**

Lab Sample ID: 460-69122-13TB
Client Matrix: Water

Date Sampled: 12/31/2013 1225
Date Received: 12/31/2013 1650

8260B Volatile Organic Compounds (GC/MS)

Analysis Method:	8260B	Analysis Batch:	460-201600	Instrument ID:	CVOAMS2
Prep Method:	5030B	Prep Batch:	N/A	Lab File ID:	B64523.D
Dilution:	1.0			Initial Weight/Volume:	5 mL
Analysis Date:	01/08/2014 1222			Final Weight/Volume:	5 mL
Prep Date:	01/08/2014 1222				

Analyte	Result (ug/L)	Qualifier	MDL	RL
Chloromethane	0.10	U	0.10	1.0
Bromomethane	0.18	U	0.18	1.0
Vinyl chloride	0.14	U	0.14	1.0
Chloroethane	0.17	U	0.17	1.0
Methylene Chloride	0.18	U	0.18	1.0
Acetone	10		2.7	5.0
Carbon disulfide	0.13	U	0.13	1.0
1,1-Dichloroethene	0.090	U	0.090	1.0
1,1-Dichloroethane	0.13	U	0.13	1.0
trans-1,2-Dichloroethene	0.13	U	0.13	1.0
cis-1,2-Dichloroethene	0.18	U	0.18	1.0
Chloroform	0.080	U	0.080	1.0
1,2-Dichloroethane	0.19	U	0.19	1.0
2-Butanone	2.3	U	2.3	5.0
1,1,1-Trichloroethane	0.060	U	0.060	1.0
Carbon tetrachloride	0.060	U	0.060	1.0
Bromodichloromethane	0.12	U	0.12	1.0
1,2-Dichloropropane	0.090	U	0.090	1.0
cis-1,3-Dichloropropene	0.18	U	0.18	1.0
Trichloroethene	0.090	U	0.090	1.0
Dibromochloromethane	0.20	U	0.20	1.0
1,1,2-Trichloroethane	0.19	U	0.19	1.0
Benzene	0.080	U	0.080	1.0
trans-1,3-Dichloropropene	0.24	U	0.24	1.0
Bromoform	0.19	U	0.19	1.0
4-Methyl-2-pentanone	0.99	U	0.99	5.0
2-Hexanone	0.50	U	0.50	5.0
Tetrachloroethene	0.10	U	0.10	1.0
1,1,2,2-Tetrachloroethane	0.16	U	0.16	1.0
Toluene	0.55	J	0.15	1.0
Chlorobenzene	0.11	U	0.11	1.0
Ethylbenzene	0.10	U	0.10	1.0
Styrene	0.12	U	0.12	1.0
Xylenes, Total	0.13	U	0.13	2.0

Surrogate	%Rec	Qualifier	Acceptance Limits
1,2-Dichloroethane-d4 (Surr)	116		70 - 130
Bromofluorobenzene	88		70 - 130
Toluene-d8 (Surr)	95		70 - 130
Dibromofluoromethane (Surr)	110		70 - 130

Client: Tetra Tech GEO

Job Number: 460-69122-1

Client Sample ID: **MODTB-123113**

Lab Sample ID: 460-69122-13TB
Client Matrix: Water

Date Sampled: 12/31/2013 1225
Date Received: 12/31/2013 1650

8260B Volatile Organic Compounds (GC/MS)

Analysis Method:	8260B	Analysis Batch:	460-201600	Instrument ID:	CVOAMS2
Prep Method:	5030B	Prep Batch:	N/A	Lab File ID:	B64523.D
Dilution:	1.0			Initial Weight/Volume:	5 mL
Analysis Date:	01/08/2014 1222			Final Weight/Volume:	5 mL
Prep Date:	01/08/2014 1222				

Tentatively Identified Compounds **Number TIC's Found:** **0**

Cas Number	Analyte	RT	Est. Result (ug/L)	Qualifier
	Tentatively Identified Compound		None	

Client: Tetra Tech GEO

Job Number: 460-69122-1

Client Sample ID: **TB-123113**

Lab Sample ID: 460-69122-14TB
Client Matrix: Water

Date Sampled: 12/31/2013 1225
Date Received: 12/31/2013 1650

8260B Volatile Organic Compounds (GC/MS)

Analysis Method:	8260B	Analysis Batch:	460-201600	Instrument ID:	CVOAMS2
Prep Method:	5030B	Prep Batch:	N/A	Lab File ID:	B64524.D
Dilution:	1.0			Initial Weight/Volume:	5 mL
Analysis Date:	01/08/2014 1245			Final Weight/Volume:	5 mL
Prep Date:	01/08/2014 1245				

Analyte	Result (ug/L)	Qualifier	MDL	RL
Chloromethane	0.10	U	0.10	1.0
Bromomethane	0.18	U	0.18	1.0
Vinyl chloride	0.14	U	0.14	1.0
Chloroethane	0.17	U	0.17	1.0
Methylene Chloride	0.18	U	0.18	1.0
Acetone	2.7	U	2.7	5.0
Carbon disulfide	0.13	U	0.13	1.0
1,1-Dichloroethene	0.090	U	0.090	1.0
1,1-Dichloroethane	0.13	U	0.13	1.0
trans-1,2-Dichloroethene	0.13	U	0.13	1.0
cis-1,2-Dichloroethene	0.18	U	0.18	1.0
Chloroform	0.080	U	0.080	1.0
1,2-Dichloroethane	0.19	U	0.19	1.0
2-Butanone	2.3	U	2.3	5.0
1,1,1-Trichloroethane	0.060	U	0.060	1.0
Carbon tetrachloride	0.060	U	0.060	1.0
Bromodichloromethane	0.12	U	0.12	1.0
1,2-Dichloropropane	0.090	U	0.090	1.0
cis-1,3-Dichloropropene	0.18	U	0.18	1.0
Trichloroethene	0.090	U	0.090	1.0
Dibromochloromethane	0.20	U	0.20	1.0
1,1,2-Trichloroethane	0.19	U	0.19	1.0
Benzene	0.080	U	0.080	1.0
trans-1,3-Dichloropropene	0.24	U	0.24	1.0
Bromoform	0.19	U	0.19	1.0
4-Methyl-2-pentanone	0.99	U	0.99	5.0
2-Hexanone	0.50	U	0.50	5.0
Tetrachloroethene	0.10	U	0.10	1.0
1,1,2,2-Tetrachloroethane	0.16	U	0.16	1.0
Toluene	0.15	U	0.15	1.0
Chlorobenzene	0.11	U	0.11	1.0
Ethylbenzene	0.10	U	0.10	1.0
Styrene	0.12	U	0.12	1.0
Xylenes, Total	0.13	U	0.13	2.0

Surrogate	%Rec	Qualifier	Acceptance Limits
1,2-Dichloroethane-d4 (Surr)	117		70 - 130
Bromofluorobenzene	88		70 - 130
Toluene-d8 (Surr)	95		70 - 130
Dibromofluoromethane (Surr)	111		70 - 130

Client: Tetra Tech GEO

Job Number: 460-69122-1

Client Sample ID: **TB-123113**

Lab Sample ID: 460-69122-14TB
Client Matrix: Water

Date Sampled: 12/31/2013 1225
Date Received: 12/31/2013 1650

8260B Volatile Organic Compounds (GC/MS)

Analysis Method:	8260B	Analysis Batch:	460-201600	Instrument ID:	CVOAMS2
Prep Method:	5030B	Prep Batch:	N/A	Lab File ID:	B64524.D
Dilution:	1.0			Initial Weight/Volume:	5 mL
Analysis Date:	01/08/2014 1245			Final Weight/Volume:	5 mL
Prep Date:	01/08/2014 1245				

Tentatively Identified Compounds **Number TIC's Found:** **0**

Cas Number	Analyte	RT	Est. Result (ug/L)	Qualifier
	Tentatively Identified Compound		None	

Client: Tetra Tech GEO

Job Number: 460-69122-1

Surrogate Recovery Report

8260B Volatile Organic Compounds (GC/MS)

Client Matrix: Water

Lab Sample ID	Client Sample ID	DBFM %Rec	DCA %Rec	TOL %Rec	BFB %Rec
460-69122-1	MW-2D-A	120	122	100	95
460-69122-2	MW-2D-B	116	119	98	93
460-69122-3	MW-2I-A	112	114	92	85
460-69122-4	MW-2I-B	114	115	93	86
460-69122-5	MW-1S-A	114	119	95	87
460-69122-6	MW-1S-B	126	132X	105	95
460-69122-7	MW-1I-A	110	113	95	87
460-69122-8	MW-1I-B	120	124	104	93
460-69122-9	DUP-01-123113	119	125	104	94
460-69122-10	MW-3D-A	111	115	94	86
460-69122-11	MW-3D-B	113	118	95	85
460-69122-12	MW-3D-C	110	122	94	88
460-69122-13	MODTB-123113	110	116	95	88
460-69122-14	TB-123113	111	117	95	88
MB 460-201425/5		107	115	92	91
MB 460-201600/5		109	109	97	92
MB 460-201764/8		108	120	96	90
LCS 460-201425/3		106	111	103	99
LCS 460-201600/3		109	111	106	102
LCS 460-201764/6		115	126	113	106
460-69122-1 MS	MW-2D-A MS	108	111	104	98
460-69122-12 MS	MW-3D-C MS	105	116	104	96
460-69036-B-2 MS		120	125	116	107
460-69122-1 MSD	MW-2D-A MSD	106	107	103	96
460-69122-12 MSD	MW-3D-C MSD	106	117	106	99
460-69036-B-2 MSD		106	107	102	95

Surrogate	Acceptance Limits
DBFM = Dibromofluoromethane (Surr)	70-130
DCA = 1,2-Dichloroethane-d4 (Surr)	70-130
TOL = Toluene-d8 (Surr)	70-130
BFB = Bromofluorobenzene	70-130

Client: Tetra Tech GEO

Job Number: 460-69122-1

Method Blank - Batch: 460-201425

Method: 8260B
Preparation: 5030B

Lab Sample ID:	MB 460-201425/5	Analysis Batch:	460-201425	Instrument ID:	CVOAMS2
Client Matrix:	Water	Prep Batch:	N/A	Lab File ID:	B64490.D
Dilution:	1.0	Leach Batch:	N/A	Initial Weight/Volume:	5 mL
Analysis Date:	01/07/2014 0859	Units:	ug/L	Final Weight/Volume:	5 mL
Prep Date:	01/07/2014 0859				
Leach Date:	N/A				

Analyte	Result	Qual	MDL	RL
Chloromethane	0.10	U	0.10	1.0
Bromomethane	0.18	U	0.18	1.0
Vinyl chloride	0.14	U	0.14	1.0
Chloroethane	0.17	U	0.17	1.0
Methylene Chloride	0.18	U	0.18	1.0
Acetone	2.7	U	2.7	5.0
Carbon disulfide	0.13	U	0.13	1.0
1,1-Dichloroethene	0.090	U	0.090	1.0
1,1-Dichloroethane	0.13	U	0.13	1.0
trans-1,2-Dichloroethene	0.13	U	0.13	1.0
cis-1,2-Dichloroethene	0.18	U	0.18	1.0
Chloroform	0.080	U	0.080	1.0
1,2-Dichloroethane	0.19	U	0.19	1.0
2-Butanone	2.3	U	2.3	5.0
1,1,1-Trichloroethane	0.060	U	0.060	1.0
Carbon tetrachloride	0.060	U	0.060	1.0
Bromodichloromethane	0.12	U	0.12	1.0
1,2-Dichloropropane	0.090	U	0.090	1.0
cis-1,3-Dichloropropene	0.18	U	0.18	1.0
Trichloroethene	0.090	U	0.090	1.0
Dibromochloromethane	0.20	U	0.20	1.0
1,1,2-Trichloroethane	0.19	U	0.19	1.0
Benzene	0.080	U	0.080	1.0
trans-1,3-Dichloropropene	0.24	U	0.24	1.0
Bromoform	0.19	U	0.19	1.0
4-Methyl-2-pentanone	0.99	U	0.99	5.0
2-Hexanone	0.50	U	0.50	5.0
Tetrachloroethene	0.10	U	0.10	1.0
1,1,2,2-Tetrachloroethane	0.16	U	0.16	1.0
Toluene	0.15	U	0.15	1.0
Chlorobenzene	0.11	U	0.11	1.0
Ethylbenzene	0.10	U	0.10	1.0
Styrene	0.12	U	0.12	1.0
Xylenes, Total	0.13	U	0.13	2.0

Surrogate	% Rec	Acceptance Limits
1,2-Dichloroethane-d4 (Surr)	115	70 - 130
Bromofluorobenzene	91	70 - 130
Toluene-d8 (Surr)	92	70 - 130
Dibromofluoromethane (Surr)	107	70 - 130

Client: Tetra Tech GEO

Job Number: 460-69122-1

Method Blank TICs- Batch: 460-201425

Cas Number	Analyte	RT	Est. Result (ug/L	Qual
	Tentatively Identified Compound		None	

Lab Control Sample - Batch: 460-201425

Method: 8260B
Preparation: 5030B

Lab Sample ID:	LCS 460-201425/3	Analysis Batch:	460-201425	Instrument ID:	CVOAMS2
Client Matrix:	Water	Prep Batch:	N/A	Lab File ID:	B64488.D
Dilution:	1.0	Leach Batch:	N/A	Initial Weight/Volume:	5 mL
Analysis Date:	01/07/2014 0756	Units:	ug/L	Final Weight/Volume:	5 mL
Prep Date:	01/07/2014 0756				
Leach Date:	N/A				

Analyte	Spike Amount	Result	% Rec.	Limit	Qual
Chloromethane	20.0	23.5	117	42 - 150	
Bromomethane	20.0	27.6	138	28 - 150	
Vinyl chloride	20.0	25.0	125	61 - 136	
Chloroethane	20.0	27.9	140	49 - 150	
Methylene Chloride	20.0	21.2	106	77 - 124	
Acetone	100	151	151	40 - 150	*
Carbon disulfide	20.0	15.5	77	51 - 137	
1,1-Dichloroethene	20.0	21.1	105	62 - 128	
1,1-Dichloroethane	20.0	20.3	102	74 - 128	
trans-1,2-Dichloroethene	20.0	21.0	105	73 - 124	
cis-1,2-Dichloroethene	20.0	19.7	98	78 - 121	
Chloroform	20.0	21.5	108	81 - 123	
1,2-Dichloroethane	20.0	22.3	112	74 - 128	
2-Butanone	100	110	110	64 - 141	
1,1,1-Trichloroethane	20.0	21.5	107	72 - 126	
Carbon tetrachloride	20.0	22.0	110	63 - 135	
Bromodichloromethane	20.0	19.0	95	77 - 120	
1,2-Dichloropropane	20.0	18.4	92	75 - 122	
cis-1,3-Dichloropropene	20.0	19.4	97	72 - 122	
Trichloroethene	20.0	19.9	99	74 - 120	
Dibromochloromethane	20.0	14.7	73	69 - 126	
1,1,2-Trichloroethane	20.0	20.2	101	73 - 120	
Benzene	20.0	20.4	102	76 - 121	
trans-1,3-Dichloropropene	20.0	17.6	88	71 - 121	
Bromoform	20.0	13.6	68	54 - 138	
4-Methyl-2-pentanone	100	90.1	90	55 - 141	
2-Hexanone	100	92.7	93	53 - 138	
Tetrachloroethene	20.0	21.0	105	67 - 129	
1,1,2,2-Tetrachloroethane	20.0	18.9	94	60 - 130	
Toluene	20.0	20.2	101	78 - 120	
Chlorobenzene	20.0	20.6	103	77 - 120	
Ethylbenzene	20.0	20.2	101	74 - 120	
Styrene	20.0	20.3	101	73 - 124	
Xylenes, Total	40.0	40.6	102	73 - 122	

Surrogate	% Rec	Acceptance Limits
1,2-Dichloroethane-d4 (Surr)	111	70 - 130
Bromofluorobenzene	99	70 - 130
Toluene-d8 (Surr)	103	70 - 130

Client: Tetra Tech GEO

Job Number: 460-69122-1

Matrix Spike/
Matrix Spike Duplicate Recovery Report - Batch: 460-201425

Method: 8260B
Preparation: 5030B

MS Lab Sample ID:	460-69036-B-2 MS	Analysis Batch:	460-201425	Instrument ID:	CVOAMS2
Client Matrix:	Water	Prep Batch:	N/A	Lab File ID:	B64500.D
Dilution:	10	Leach Batch:	N/A	Initial Weight/Volume:	5 mL
Analysis Date:	01/07/2014 1245			Final Weight/Volume:	5 mL
Prep Date:	01/07/2014 1245				
Leach Date:	N/A				

MSD Lab Sample ID:	460-69036-B-2 MSD	Analysis Batch:	460-201425	Instrument ID:	CVOAMS2
Client Matrix:	Water	Prep Batch:	N/A	Lab File ID:	B64501.D
Dilution:	10	Leach Batch:	N/A	Initial Weight/Volume:	5 mL
Analysis Date:	01/07/2014 1308			Final Weight/Volume:	5 mL
Prep Date:	01/07/2014 1308				
Leach Date:	N/A				

	% Rec.						
Analyte	MS	MSD	Limit	RPD	RPD Limit	MS Qual	MSD Qual
Chloromethane	133	121	42 - 150	9	30		
Bromomethane	213	187	28 - 150	13	30	F1	F1
Vinyl chloride	140	130	61 - 136	8	30	F1	
Chloroethane	182	156	49 - 150	15	30	F1	F1
Methylene Chloride	118	104	77 - 124	12	30		
Acetone	155	131	40 - 150	16	30	F1	
Carbon disulfide	91	82	51 - 137	11	30		
1,1-Dichloroethene	109	101	62 - 128	8	30		
1,1-Dichloroethane	116	103	74 - 128	12	30		
trans-1,2-Dichloroethene	117	108	73 - 124	9	30		
cis-1,2-Dichloroethene	105	95	78 - 121	9	30		
Chloroform	125	110	81 - 123	13	30	F1	
1,2-Dichloroethane	123	108	74 - 128	13	30		
2-Butanone	120	108	64 - 141	11	30		
1,1,1-Trichloroethane	121	109	72 - 126	11	30		
Carbon tetrachloride	132	116	63 - 135	13	30		
Bromodichloromethane	109	96	77 - 120	12	30		
1,2-Dichloropropane	97	89	75 - 122	9	30		
cis-1,3-Dichloropropene	91	83	72 - 122	9	30		
Trichloroethene	111	102	74 - 120	9	30		
Dibromochloromethane	85	75	69 - 126	13	30		
1,1,2-Trichloroethane	107	94	73 - 120	13	30		
Benzene	113	102	76 - 121	10	30		
trans-1,3-Dichloropropene	90	80	71 - 121	11	30		
Bromoform	74	66	54 - 138	11	30		
4-Methyl-2-pentanone	84	74	55 - 141	13	30		
2-Hexanone	82	73	53 - 138	12	30		
Tetrachloroethene	116	106	67 - 129	9	30		
1,1,2,2-Tetrachloroethane	99	86	60 - 130	14	30		
Toluene	113	102	78 - 120	11	30		
Chlorobenzene	113	102	77 - 120	10	30		
Ethylbenzene	107	96	74 - 120	10	30		
Styrene	106	95	73 - 124	11	30		

Client: Tetra Tech GEO

Job Number: 460-69122-1

Matrix Spike/
Matrix Spike Duplicate Recovery Report - Batch: 460-201425

Method: 8260B
Preparation: 5030B

MS Lab Sample ID:	460-69036-B-2 MS	Analysis Batch:	460-201425	Instrument ID:	CVOAMS2
Client Matrix:	Water	Prep Batch:	N/A	Lab File ID:	B64500.D
Dilution:	10	Leach Batch:	N/A	Initial Weight/Volume:	5 mL
Analysis Date:	01/07/2014 1245			Final Weight/Volume:	5 mL
Prep Date:	01/07/2014 1245				
Leach Date:	N/A				

MSD Lab Sample ID:	460-69036-B-2 MSD	Analysis Batch:	460-201425	Instrument ID:	CVOAMS2
Client Matrix:	Water	Prep Batch:	N/A	Lab File ID:	B64501.D
Dilution:	10	Leach Batch:	N/A	Initial Weight/Volume:	5 mL
Analysis Date:	01/07/2014 1308			Final Weight/Volume:	5 mL
Prep Date:	01/07/2014 1308				
Leach Date:	N/A				

	% Rec.						
Analyte	MS	MSD	Limit	RPD	RPD Limit	MS Qual	MSD Qual
Xylenes, Total	106	97	73 - 122	8	30		

Surrogate	MS % Rec	MSD % Rec	Acceptance Limits
1,2-Dichloroethane-d4 (Surr)	125	107	70 - 130
Bromofluorobenzene	107	95	70 - 130
Toluene-d8 (Surr)	116	102	70 - 130

Client: Tetra Tech GEO

Job Number: 460-69122-1

Matrix Spike/
Matrix Spike Duplicate Recovery Report - Batch: 460-201425

Method: 8260B
Preparation: 5030B

MS Lab Sample ID:	460-69036-B-2 MS	Units: ug/L	MSD Lab Sample ID:	460-69036-B-2 MSD	
Client Matrix:	Water		Client Matrix:	Water	
Dilution:	10		Dilution:	10	
Analysis Date:	01/07/2014 1245		Analysis Date:	01/07/2014 1308	
Prep Date:	01/07/2014 1245		Prep Date:	01/07/2014 1308	
Leach Date:	N/A		Leach Date:	N/A	

Analyte	Sample Result/Qual		MS Spike Amount	MSD Spike Amount	MS Result/Qual		MSD Result/Qual	
Chloromethane	0.10	U	200	200	265		242	
Bromomethane	0.18	U	200	200	426	F1	374	F1
Vinyl chloride	0.14	U	200	200	280	F1	260	
Chloroethane	0.17	U	200	200	364	F1	313	F1
Methylene Chloride	0.18	U	200	200	235		208	
Acetone	2.7	U	1000	1000	1550	F1	1310	
Carbon disulfide	0.13	U	200	200	182		164	
1,1-Dichloroethene	0.090	U	200	200	217		201	
1,1-Dichloroethane	0.13	U	200	200	232		206	
trans-1,2-Dichloroethene	0.13	U	200	200	235		215	
cis-1,2-Dichloroethene	0.18	U	200	200	209		190	
Chloroform	2.5		200	200	252	F1	222	
1,2-Dichloroethane	0.19	U	200	200	246		215	
2-Butanone	2.3	U	1000	1000	1200		1080	
1,1,1-Trichloroethane	0.060	U	200	200	243		218	
Carbon tetrachloride	0.060	U	200	200	264		232	
Bromodichloromethane	0.12	U	200	200	219		193	
1,2-Dichloropropane	0.090	U	200	200	194		177	
cis-1,3-Dichloropropene	0.18	U	200	200	182		166	
Trichloroethene	0.090	U	200	200	222		204	
Dibromochloromethane	0.20	U	200	200	171		150	
1,1,2-Trichloroethane	0.19	U	200	200	214		189	
Benzene	0.080	U	200	200	225		204	
trans-1,3-Dichloropropene	0.24	U	200	200	180		161	
Bromoform	0.19	U	200	200	147		132	
4-Methyl-2-pentanone	0.99	U	1000	1000	844		744	
2-Hexanone	0.50	U	1000	1000	819		728	
Tetrachloroethene	0.29	J	200	200	233		213	
1,1,2,2-Tetrachloroethane	0.16	U	200	200	197		172	
Toluene	0.15	U	200	200	226		203	
Chlorobenzene	0.11	U	200	200	225		204	
Ethylbenzene	0.10	U	200	200	213		193	
Styrene	0.12	U	200	200	211		190	
Xylenes, Total	0.13	U	400	400	422		388	

Client: Tetra Tech GEO

Job Number: 460-69122-1

Method Blank - Batch: 460-201600

Method: 8260B
Preparation: 5030B

Lab Sample ID:	MB 460-201600/5	Analysis Batch:	460-201600	Instrument ID:	CVOAMS2
Client Matrix:	Water	Prep Batch:	N/A	Lab File ID:	B64518.D
Dilution:	1.0	Leach Batch:	N/A	Initial Weight/Volume:	5 mL
Analysis Date:	01/08/2014 0950	Units:	ug/L	Final Weight/Volume:	5 mL
Prep Date:	01/08/2014 0950				
Leach Date:	N/A				

Analyte	Result	Qual	MDL	RL
Chloromethane	0.10	U	0.10	1.0
Bromomethane	0.18	U	0.18	1.0
Vinyl chloride	0.14	U	0.14	1.0
Chloroethane	0.17	U	0.17	1.0
Methylene Chloride	0.18	U	0.18	1.0
Acetone	2.7	U	2.7	5.0
Carbon disulfide	0.13	U	0.13	1.0
1,1-Dichloroethene	0.090	U	0.090	1.0
1,1-Dichloroethane	0.13	U	0.13	1.0
trans-1,2-Dichloroethene	0.13	U	0.13	1.0
cis-1,2-Dichloroethene	0.18	U	0.18	1.0
Chloroform	0.080	U	0.080	1.0
1,2-Dichloroethane	0.19	U	0.19	1.0
2-Butanone	2.3	U	2.3	5.0
1,1,1-Trichloroethane	0.060	U	0.060	1.0
Carbon tetrachloride	0.060	U	0.060	1.0
Bromodichloromethane	0.12	U	0.12	1.0
1,2-Dichloropropane	0.090	U	0.090	1.0
cis-1,3-Dichloropropene	0.18	U	0.18	1.0
Trichloroethene	0.090	U	0.090	1.0
Dibromochloromethane	0.20	U	0.20	1.0
1,1,2-Trichloroethane	0.19	U	0.19	1.0
Benzene	0.080	U	0.080	1.0
trans-1,3-Dichloropropene	0.24	U	0.24	1.0
Bromoform	0.19	U	0.19	1.0
4-Methyl-2-pentanone	0.99	U	0.99	5.0
2-Hexanone	0.50	U	0.50	5.0
Tetrachloroethene	0.10	U	0.10	1.0
1,1,2,2-Tetrachloroethane	0.16	U	0.16	1.0
Toluene	0.15	U	0.15	1.0
Chlorobenzene	0.11	U	0.11	1.0
Ethylbenzene	0.10	U	0.10	1.0
Styrene	0.12	U	0.12	1.0
Xylenes, Total	0.13	U	0.13	2.0

Surrogate	% Rec	Acceptance Limits
1,2-Dichloroethane-d4 (Surr)	109	70 - 130
Bromofluorobenzene	92	70 - 130
Toluene-d8 (Surr)	97	70 - 130
Dibromofluoromethane (Surr)	109	70 - 130

Method Blank TICs- Batch: 460-201600

Cas Number	Analyte	RT	Est. Result (ug/L	Qual
	Tentatively Identified Compound		None	

Lab Control Sample - Batch: 460-201600

Method: 8260B
Preparation: 5030B

Lab Sample ID:	LCS 460-201600/3	Analysis Batch:	460-201600	Instrument ID:	CVOAMS2
Client Matrix:	Water	Prep Batch:	N/A	Lab File ID:	B64516.D
Dilution:	1.0	Leach Batch:	N/A	Initial Weight/Volume:	5 mL
Analysis Date:	01/08/2014 0847	Units:	ug/L	Final Weight/Volume:	5 mL
Prep Date:	01/08/2014 0847				
Leach Date:	N/A				

Analyte	Spike Amount	Result	% Rec.	Limit	Qual
Chloromethane	20.0	24.5	122	42 - 150	
Bromomethane	20.0	27.5	137	28 - 150	
Vinyl chloride	20.0	25.9	129	61 - 136	
Chloroethane	20.0	28.4	142	49 - 150	
Methylene Chloride	20.0	21.3	106	77 - 124	
Acetone	100	148	148	40 - 150	
Carbon disulfide	20.0	16.3	81	51 - 137	
1,1-Dichloroethene	20.0	21.3	107	62 - 128	
1,1-Dichloroethane	20.0	21.1	105	74 - 128	
trans-1,2-Dichloroethene	20.0	21.8	109	73 - 124	
cis-1,2-Dichloroethene	20.0	19.9	100	78 - 121	
Chloroform	20.0	22.3	111	81 - 123	
1,2-Dichloroethane	20.0	22.0	110	74 - 128	
2-Butanone	100	117	117	64 - 141	
1,1,1-Trichloroethane	20.0	21.9	110	72 - 126	
Carbon tetrachloride	20.0	23.2	116	63 - 135	
Bromodichloromethane	20.0	19.3	96	77 - 120	
1,2-Dichloropropane	20.0	18.9	94	75 - 122	
cis-1,3-Dichloropropene	20.0	20.1	101	72 - 122	
Trichloroethene	20.0	21.1	106	74 - 120	
Dibromochloromethane	20.0	15.0	75	69 - 126	
1,1,2-Trichloroethane	20.0	19.4	97	73 - 120	
Benzene	20.0	21.1	106	76 - 121	
trans-1,3-Dichloropropene	20.0	19.4	97	71 - 121	
Bromoform	20.0	13.2	66	54 - 138	
4-Methyl-2-pentanone	100	80.8	81	55 - 141	
2-Hexanone	100	80.3	80	53 - 138	
Tetrachloroethene	20.0	22.2	111	67 - 129	
1,1,2,2-Tetrachloroethane	20.0	17.6	88	60 - 130	
Toluene	20.0	21.2	106	78 - 120	
Chlorobenzene	20.0	21.2	106	77 - 120	
Ethylbenzene	20.0	20.6	103	74 - 120	
Styrene	20.0	20.1	101	73 - 124	
Xylenes, Total	40.0	40.9	102	73 - 122	

Surrogate	% Rec	Acceptance Limits
1,2-Dichloroethane-d4 (Surr)	111	70 - 130
Bromofluorobenzene	102	70 - 130
Toluene-d8 (Surr)	106	70 - 130

Client: Tetra Tech GEO

Job Number: 460-69122-1

Matrix Spike/
Matrix Spike Duplicate Recovery Report - Batch: 460-201600

Method: 8260B
Preparation: 5030B

MS Lab Sample ID:	460-69122-1	Analysis Batch:	460-201600	Instrument ID:	CVOAMS2
Client Matrix:	Water	Prep Batch:	N/A	Lab File ID:	B64520.D
Dilution:	10	Leach Batch:	N/A	Initial Weight/Volume:	5 mL
Analysis Date:	01/08/2014 1056			Final Weight/Volume:	5 mL
Prep Date:	01/08/2014 1056				
Leach Date:	N/A				

MSD Lab Sample ID:	460-69122-1	Analysis Batch:	460-201600	Instrument ID:	CVOAMS2
Client Matrix:	Water	Prep Batch:	N/A	Lab File ID:	B64521.D
Dilution:	10	Leach Batch:	N/A	Initial Weight/Volume:	5 mL
Analysis Date:	01/08/2014 1136			Final Weight/Volume:	5 mL
Prep Date:	01/08/2014 1136				
Leach Date:	N/A				

	% Rec.						
Analyte	MS	MSD	Limit	RPD	RPD Limit	MS Qual	MSD Qual
Chloromethane	121	127	42 - 150	4	30		
Bromomethane	147	147	28 - 150	0	30		
Vinyl chloride	129	127	61 - 136	1	30		
Chloroethane	156	157	49 - 150	1	30	F1	F1
Methylene Chloride	103	102	77 - 124	2	30		
Acetone	137	110	40 - 150	22	30		
Carbon disulfide	63	56	51 - 137	10	30		
1,1-Dichloroethene	100	89	62 - 128	12	30		
1,1-Dichloroethane	100	99	74 - 128	0	30		
trans-1,2-Dichloroethene	104	105	73 - 124	1	30		
cis-1,2-Dichloroethene	91	93	78 - 121	2	30		
Chloroform	108	106	81 - 123	2	30		
1,2-Dichloroethane	106	103	74 - 128	3	30		
2-Butanone	102	102	64 - 141	1	30		
1,1,1-Trichloroethane	104	103	72 - 126	1	30		
Carbon tetrachloride	108	106	63 - 135	2	30		
Bromodichloromethane	89	85	77 - 120	4	30		
1,2-Dichloropropane	86	84	75 - 122	2	30		
cis-1,3-Dichloropropene	86	86	72 - 122	0	30		
Trichloroethene	98	97	74 - 120	1	30		
Dibromochloromethane	65	64	69 - 126	2	30	F1	F1
1,1,2-Trichloroethane	93	90	73 - 120	3	30		
Benzene	98	100	76 - 121	2	30		
trans-1,3-Dichloropropene	84	82	71 - 121	2	30		
Bromoform	57	55	54 - 138	3	30		
4-Methyl-2-pentanone	74	73	55 - 141	1	30		
2-Hexanone	73	71	53 - 138	2	30		
Tetrachloroethene	103	103	67 - 129	0	30		
1,1,2,2-Tetrachloroethane	82	82	60 - 130	0	30		
Toluene	98	99	78 - 120	1	30		
Chlorobenzene	98	98	77 - 120	1	30		
Ethylbenzene	93	94	74 - 120	1	30		
Styrene	92	91	73 - 124	1	30		

Client: Tetra Tech GEO

Job Number: 460-69122-1

Matrix Spike/
Matrix Spike Duplicate Recovery Report - Batch: 460-201600

Method: 8260B
Preparation: 5030B

MS Lab Sample ID:	460-69122-1	Analysis Batch:	460-201600	Instrument ID:	CVOAMS2
Client Matrix:	Water	Prep Batch:	N/A	Lab File ID:	B64520.D
Dilution:	10	Leach Batch:	N/A	Initial Weight/Volume:	5 mL
Analysis Date:	01/08/2014 1056			Final Weight/Volume:	5 mL
Prep Date:	01/08/2014 1056				
Leach Date:	N/A				

MSD Lab Sample ID:	460-69122-1	Analysis Batch:	460-201600	Instrument ID:	CVOAMS2
Client Matrix:	Water	Prep Batch:	N/A	Lab File ID:	B64521.D
Dilution:	10	Leach Batch:	N/A	Initial Weight/Volume:	5 mL
Analysis Date:	01/08/2014 1136			Final Weight/Volume:	5 mL
Prep Date:	01/08/2014 1136				
Leach Date:	N/A				

	% Rec.						
Analyte	MS	MSD	Limit	RPD	RPD Limit	MS Qual	MSD Qual
Xylenes, Total	93	92	73 - 122	0	30		

Surrogate	MS % Rec	MSD % Rec	Acceptance Limits
1,2-Dichloroethane-d4 (Surr)	111	107	70 - 130
Bromofluorobenzene	98	96	70 - 130
Toluene-d8 (Surr)	104	103	70 - 130

Client: Tetra Tech GEO

Job Number: 460-69122-1

Matrix Spike/
Matrix Spike Duplicate Recovery Report - Batch: 460-201600

Method: 8260B
Preparation: 5030B

MS Lab Sample ID:	460-69122-1	Units:	ug/L	MSD Lab Sample ID:	460-69122-1
Client Matrix:	Water			Client Matrix:	Water
Dilution:	10			Dilution:	10
Analysis Date:	01/08/2014 1056			Analysis Date:	01/08/2014 1136
Prep Date:	01/08/2014 1056			Prep Date:	01/08/2014 1136
Leach Date:	N/A			Leach Date:	N/A

Analyte	Sample Result/Qual		MS Spike Amount	MSD Spike Amount	MS Result/Qual		MSD Result/Qual	
Chloromethane	0.10	U	200	200	243		253	
Bromomethane	0.18	U	200	200	295		294	
Vinyl chloride	0.14	U	200	200	257		254	
Chloroethane	0.17	U	200	200	312	F1	315	F1
Methylene Chloride	0.18	U	200	200	206		203	
Acetone	2.7	U	1000	1000	1370		1100	
Carbon disulfide	0.13	U	200	200	125		113	
1,1-Dichloroethene	0.090	U	200	200	199		177	
1,1-Dichloroethane	0.13	U	200	200	199		199	
trans-1,2-Dichloroethene	0.13	U	200	200	208		210	
cis-1,2-Dichloroethene	0.18	U	200	200	182		186	
Chloroform	0.33	J	200	200	215		212	
1,2-Dichloroethane	0.19	U	200	200	211		206	
2-Butanone	2.3	U	1000	1000	1020		1020	
1,1,1-Trichloroethane	0.060	U	200	200	209		206	
Carbon tetrachloride	0.060	U	200	200	216		212	
Bromodichloromethane	0.12	U	200	200	177		171	
1,2-Dichloropropane	0.090	U	200	200	172		168	
cis-1,3-Dichloropropene	0.18	U	200	200	172		172	
Trichloroethene	0.090	U	200	200	196		194	
Dibromochloromethane	0.20	U	200	200	131	F1	128	F1
1,1,2-Trichloroethane	0.19	U	200	200	186		180	
Benzene	0.080	U	200	200	195		200	
trans-1,3-Dichloropropene	0.24	U	200	200	167		164	
Bromoform	0.19	U	200	200	113		110	
4-Methyl-2-pentanone	0.99	U	1000	1000	740		729	
2-Hexanone	0.50	U	1000	1000	729		714	
Tetrachloroethene	0.10	U	200	200	206		206	
1,1,2,2-Tetrachloroethane	0.16	U	200	200	165		165	
Toluene	0.15	U	200	200	196		198	
Chlorobenzene	0.11	U	200	200	197		196	
Ethylbenzene	0.10	U	200	200	185		187	
Styrene	0.12	U	200	200	184		182	
Xylenes, Total	0.13	U	400	400	370		370	

Client: Tetra Tech GEO

Job Number: 460-69122-1

Method Blank - Batch: 460-201764

Method: 8260B
Preparation: 5030B

Lab Sample ID:	MB 460-201764/8	Analysis Batch:	460-201764	Instrument ID:	CVOAMS2
Client Matrix:	Water	Prep Batch:	N/A	Lab File ID:	B64546.D
Dilution:	1.0	Leach Batch:	N/A	Initial Weight/Volume:	5 mL
Analysis Date:	01/09/2014 1103	Units:	ug/L	Final Weight/Volume:	5 mL
Prep Date:	01/09/2014 1103				
Leach Date:	N/A				

Analyte	Result	Qual	MDL	RL
Chloromethane	0.10	U	0.10	1.0
Bromomethane	0.18	U	0.18	1.0
Vinyl chloride	0.14	U	0.14	1.0
Chloroethane	0.17	U	0.17	1.0
Methylene Chloride	0.18	U	0.18	1.0
Acetone	2.7	U	2.7	5.0
Carbon disulfide	0.13	U	0.13	1.0
1,1-Dichloroethene	0.090	U	0.090	1.0
1,1-Dichloroethane	0.13	U	0.13	1.0
trans-1,2-Dichloroethene	0.13	U	0.13	1.0
cis-1,2-Dichloroethene	0.18	U	0.18	1.0
Chloroform	0.080	U	0.080	1.0
1,2-Dichloroethane	0.19	U	0.19	1.0
2-Butanone	2.3	U	2.3	5.0
1,1,1-Trichloroethane	0.060	U	0.060	1.0
Carbon tetrachloride	0.060	U	0.060	1.0
Bromodichloromethane	0.12	U	0.12	1.0
1,2-Dichloropropane	0.090	U	0.090	1.0
cis-1,3-Dichloropropene	0.18	U	0.18	1.0
Trichloroethene	0.090	U	0.090	1.0
Dibromochloromethane	0.20	U	0.20	1.0
1,1,2-Trichloroethane	0.19	U	0.19	1.0
Benzene	0.080	U	0.080	1.0
trans-1,3-Dichloropropene	0.24	U	0.24	1.0
Bromoform	0.19	U	0.19	1.0
4-Methyl-2-pentanone	0.99	U	0.99	5.0
2-Hexanone	0.50	U	0.50	5.0
Tetrachloroethene	0.10	U	0.10	1.0
1,1,2,2-Tetrachloroethane	0.16	U	0.16	1.0
Toluene	0.15	U	0.15	1.0
Chlorobenzene	0.11	U	0.11	1.0
Ethylbenzene	0.10	U	0.10	1.0
Styrene	0.12	U	0.12	1.0
Xylenes, Total	0.13	U	0.13	2.0

Surrogate	% Rec	Acceptance Limits
1,2-Dichloroethane-d4 (Surr)	120	70 - 130
Bromofluorobenzene	90	70 - 130
Toluene-d8 (Surr)	96	70 - 130
Dibromofluoromethane (Surr)	108	70 - 130

Method Blank TICs- Batch: 460-201764

Cas Number	Analyte	RT	Est. Result (ug/L	Qual
	Tentatively Identified Compound		None	

Lab Control Sample - Batch: 460-201764

Method: 8260B
Preparation: 5030B

Lab Sample ID:	LCS 460-201764/6	Analysis Batch:	460-201764	Instrument ID:	CVOAMS2
Client Matrix:	Water	Prep Batch:	N/A	Lab File ID:	B64544.D
Dilution:	1.0	Leach Batch:	N/A	Initial Weight/Volume:	5 mL
Analysis Date:	01/09/2014 1005	Units:	ug/L	Final Weight/Volume:	5 mL
Prep Date:	01/09/2014 1005				
Leach Date:	N/A				

Analyte	Spike Amount	Result	% Rec.	Limit	Qual
Chloromethane	20.0	23.8	119	42 - 150	
Bromomethane	20.0	24.6	123	28 - 150	
Vinyl chloride	20.0	24.5	123	61 - 136	
Chloroethane	20.0	23.9	120	49 - 150	
Methylene Chloride	20.0	21.7	109	77 - 124	
Acetone	100	142	142	40 - 150	
Carbon disulfide	20.0	13.3	66	51 - 137	
1,1-Dichloroethene	20.0	20.1	100	62 - 128	
1,1-Dichloroethane	20.0	19.8	99	74 - 128	
trans-1,2-Dichloroethene	20.0	20.6	103	73 - 124	
cis-1,2-Dichloroethene	20.0	18.8	94	78 - 121	
Chloroform	20.0	21.5	108	81 - 123	
1,2-Dichloroethane	20.0	23.5	117	74 - 128	
2-Butanone	100	102	102	64 - 141	
1,1,1-Trichloroethane	20.0	19.3	96	72 - 126	
Carbon tetrachloride	20.0	20.5	102	63 - 135	
Bromodichloromethane	20.0	18.3	91	77 - 120	
1,2-Dichloropropane	20.0	18.1	90	75 - 122	
cis-1,3-Dichloropropene	20.0	20.2	101	72 - 122	
Trichloroethene	20.0	19.2	96	74 - 120	
Dibromochloromethane	20.0	15.4	77	69 - 126	
1,1,2-Trichloroethane	20.0	21.6	108	73 - 120	
Benzene	20.0	20.3	101	76 - 121	
trans-1,3-Dichloropropene	20.0	19.3	97	71 - 121	
Bromoform	20.0	15.2	76	54 - 138	
4-Methyl-2-pentanone	100	118	118	55 - 141	
2-Hexanone	100	122	122	53 - 138	
Tetrachloroethene	20.0	19.9	100	67 - 129	
1,1,2,2-Tetrachloroethane	20.0	21.8	109	60 - 130	
Toluene	20.0	20.1	100	78 - 120	
Chlorobenzene	20.0	20.1	100	77 - 120	
Ethylbenzene	20.0	18.9	94	74 - 120	
Styrene	20.0	18.8	94	73 - 124	
Xylenes, Total	40.0	38.2	95	73 - 122	

Surrogate	% Rec	Acceptance Limits
1,2-Dichloroethane-d4 (Surr)	126	70 - 130
Bromofluorobenzene	106	70 - 130
Toluene-d8 (Surr)	113	70 - 130

Client: Tetra Tech GEO

Job Number: 460-69122-1

Matrix Spike/
Matrix Spike Duplicate Recovery Report - Batch: 460-201764

Method: 8260B
Preparation: 5030B

MS Lab Sample ID:	460-69122-12	Analysis Batch:	460-201764	Instrument ID:	CVOAMS2
Client Matrix:	Water	Prep Batch:	N/A	Lab File ID:	B64552.D
Dilution:	10	Leach Batch:	N/A	Initial Weight/Volume:	5 mL
Analysis Date:	01/09/2014 1333			Final Weight/Volume:	5 mL
Prep Date:	01/09/2014 1333				
Leach Date:	N/A				

MSD Lab Sample ID:	460-69122-12	Analysis Batch:	460-201764	Instrument ID:	CVOAMS2
Client Matrix:	Water	Prep Batch:	N/A	Lab File ID:	B64553.D
Dilution:	10	Leach Batch:	N/A	Initial Weight/Volume:	5 mL
Analysis Date:	01/09/2014 1356			Final Weight/Volume:	5 mL
Prep Date:	01/09/2014 1356				
Leach Date:	N/A				

	% Rec.						
Analyte	MS	MSD	Limit	RPD	RPD Limit	MS Qual	MSD Qual
Chloromethane	120	124	42 - 150	3	30		
Bromomethane	124	130	28 - 150	5	30		
Vinyl chloride	124	131	61 - 136	6	30		
Chloroethane	122	122	49 - 150	0	30		
Methylene Chloride	104	109	77 - 124	4	30		
Acetone	131	132	40 - 150	1	30		
Carbon disulfide	53	60	51 - 137	12	30		
1,1-Dichloroethene	103	108	62 - 128	5	30		
1,1-Dichloroethane	100	104	74 - 128	3	30		
trans-1,2-Dichloroethene	102	107	73 - 124	4	30		
cis-1,2-Dichloroethene	92	97	78 - 121	6	30		
Chloroform	106	109	81 - 123	2	30		
1,2-Dichloroethane	112	115	74 - 128	3	30		
2-Butanone	96	97	64 - 141	1	30		
1,1,1-Trichloroethane	100	104	72 - 126	4	30		
Carbon tetrachloride	101	106	63 - 135	5	30		
Bromodichloromethane	86	88	77 - 120	2	30		
1,2-Dichloropropane	88	90	75 - 122	1	30		
cis-1,3-Dichloropropene	93	96	72 - 122	4	30		
Trichloroethene	99	100	74 - 120	1	30		
Dibromochloromethane	67	69	69 - 126	3	30	F1	
1,1,2-Trichloroethane	104	104	73 - 120	1	30		
Benzene	100	106	76 - 121	6	30		
trans-1,3-Dichloropropene	92	95	71 - 121	4	30		
Bromoform	62	66	54 - 138	6	30		
4-Methyl-2-pentanone	111	113	55 - 141	2	30		
2-Hexanone	114	115	53 - 138	1	30		
Tetrachloroethene	101	106	67 - 129	5	30		
1,1,2,2-Tetrachloroethane	103	104	60 - 130	1	30		
Toluene	97	102	78 - 120	5	30		
Chlorobenzene	98	102	77 - 120	4	30		
Ethylbenzene	94	98	74 - 120	4	30		
Styrene	91	96	73 - 124	5	30		

Client: Tetra Tech GEO

Job Number: 460-69122-1

Matrix Spike/
Matrix Spike Duplicate Recovery Report - Batch: 460-201764

Method: 8260B
Preparation: 5030B

MS Lab Sample ID:	460-69122-12	Analysis Batch:	460-201764	Instrument ID:	CVOAMS2
Client Matrix:	Water	Prep Batch:	N/A	Lab File ID:	B64552.D
Dilution:	10	Leach Batch:	N/A	Initial Weight/Volume:	5 mL
Analysis Date:	01/09/2014 1333			Final Weight/Volume:	5 mL
Prep Date:	01/09/2014 1333				
Leach Date:	N/A				

MSD Lab Sample ID:	460-69122-12	Analysis Batch:	460-201764	Instrument ID:	CVOAMS2
Client Matrix:	Water	Prep Batch:	N/A	Lab File ID:	B64553.D
Dilution:	10	Leach Batch:	N/A	Initial Weight/Volume:	5 mL
Analysis Date:	01/09/2014 1356			Final Weight/Volume:	5 mL
Prep Date:	01/09/2014 1356				
Leach Date:	N/A				

	% Rec.						
Analyte	MS	MSD	Limit	RPD	RPD Limit	MS Qual	MSD Qual
Xylenes, Total	93	97	73 - 122	4	30		

Surrogate	MS % Rec	MSD % Rec	Acceptance Limits
1,2-Dichloroethane-d4 (Surr)	116	117	70 - 130
Bromofluorobenzene	96	99	70 - 130
Toluene-d8 (Surr)	104	106	70 - 130

Client: Tetra Tech GEO

Job Number: 460-69122-1

Matrix Spike/
Matrix Spike Duplicate Recovery Report - Batch: 460-201764

Method: 8260B
Preparation: 5030B

MS Lab Sample ID:	460-69122-12	Units:	ug/L	MSD Lab Sample ID:	460-69122-12
Client Matrix:	Water			Client Matrix:	Water
Dilution:	10			Dilution:	10
Analysis Date:	01/09/2014 1333			Analysis Date:	01/09/2014 1356
Prep Date:	01/09/2014 1333			Prep Date:	01/09/2014 1356
Leach Date:	N/A			Leach Date:	N/A

Analyte	Sample Result/Qual		MS Spike Amount	MSD Spike Amount	MS Result/Qual		MSD Result/Qual
Chloromethane	0.10	U	200	200	240		247
Bromomethane	0.18	U	200	200	247		259
Vinyl chloride	0.14	U	200	200	248		263
Chloroethane	0.17	U	200	200	243		243
Methylene Chloride	0.18	U	200	200	208		218
Acetone	2.7	U	1000	1000	1310		1320
Carbon disulfide	0.13	U	200	200	106		120
1,1-Dichloroethene	0.090	U	200	200	206		216
1,1-Dichloroethane	0.13	U	200	200	200		207
trans-1,2-Dichloroethene	0.13	U	200	200	204		213
cis-1,2-Dichloroethene	0.18	U	200	200	184		195
Chloroform	0.84	J	200	200	214		218
1,2-Dichloroethane	0.19	U	200	200	224		230
2-Butanone	2.3	U	1000	1000	956		970
1,1,1-Trichloroethane	0.060	U	200	200	200		208
Carbon tetrachloride	0.060	U	200	200	201		212
Bromodichloromethane	0.12	U	200	200	172		176
1,2-Dichloropropane	0.090	U	200	200	177		179
cis-1,3-Dichloropropene	0.18	U	200	200	185		192
Trichloroethene	0.090	U	200	200	198		200
Dibromochloromethane	0.20	U	200	200	134	F1	138
1,1,2-Trichloroethane	0.19	U	200	200	207		209
Benzene	0.080	U	200	200	200		212
trans-1,3-Dichloropropene	0.24	U	200	200	184		191
Bromoform	0.19	U	200	200	124		132
4-Methyl-2-pentanone	0.99	U	1000	1000	1110		1130
2-Hexanone	0.50	U	1000	1000	1140		1150
Tetrachloroethene	0.10	U	200	200	201		212
1,1,2,2-Tetrachloroethane	0.16	U	200	200	205		208
Toluene	3.8		200	200	198		209
Chlorobenzene	0.11	U	200	200	196		204
Ethylbenzene	0.10	U	200	200	187		196
Styrene	0.12	U	200	200	182		192
Xylenes, Total	0.13	U	400	400	372		388

DATA REPORTING QUALIFIERS

Client: Tetra Tech GEO Job Number: 460-69122-1

Lab Section	Qualifier	Description
GC/MS VOA		
	U	Indicates the analyte was analyzed for but not detected.
	F1	MS and/or MSD Recovery exceeds the control limits
	*	Recovery or RPD exceeds control limits
	J	Result is less than the RL but greater than or equal to the MDL and the concentration is an approximate value.
	X	Surrogate is outside control limits

Client: Tetra Tech GEO

Job Number: 460-69122-1

QC Association Summary

Lab Sample ID	Client Sample ID	Report Basis	Client Matrix	Method	Prep Batch
GC/MS VOA					
Analysis Batch:460-201425					
LCS 460-201425/3	Lab Control Sample	T	Water	8260B	
MB 460-201425/5	Method Blank	T	Water	8260B	
460-69036-B-2 MS	Matrix Spike	T	Water	8260B	
460-69036-B-2 MSD	Matrix Spike Duplicate	T	Water	8260B	
460-69122-2	MW-2D-B	T	Water	8260B	
460-69122-3	MW-2I-A	T	Water	8260B	
460-69122-4	MW-2I-B	T	Water	8260B	
Analysis Batch:460-201600					
LCS 460-201600/3	Lab Control Sample	T	Water	8260B	
MB 460-201600/5	Method Blank	T	Water	8260B	
460-69122-1	MW-2D-A	T	Water	8260B	
460-69122-1MS	Matrix Spike	T	Water	8260B	
460-69122-1MSD	Matrix Spike Duplicate	T	Water	8260B	
460-69122-5	MW-1S-A	T	Water	8260B	
460-69122-6	MW-1S-B	T	Water	8260B	
460-69122-7	MW-1I-A	T	Water	8260B	
460-69122-8	MW-1I-B	T	Water	8260B	
460-69122-9FD	DUP-01-123113	T	Water	8260B	
460-69122-10	MW-3D-A	T	Water	8260B	
460-69122-11	MW-3D-B	T	Water	8260B	
460-69122-13TB	MODTB-123113	T	Water	8260B	
460-69122-14TB	TB-123113	T	Water	8260B	
Analysis Batch:460-201764					
LCS 460-201764/6	Lab Control Sample	T	Water	8260B	
MB 460-201764/8	Method Blank	T	Water	8260B	
460-69122-12	MW-3D-C	T	Water	8260B	
460-69122-12MS	Matrix Spike	T	Water	8260B	
460-69122-12MSD	Matrix Spike Duplicate	T	Water	8260B	

Report Basis

T = Total

Client: Tetra Tech GEO

Job Number: 460-69122-1

Laboratory Chronicle

Lab ID: 460-69122-1 **Client ID:** MW-2D-A

Sample Date/Time: 12/31/2013 09:10 Received Date/Time: 12/31/2013 16:50

Method	Bottle ID	Run	Analysis Batch	Prep Batch	Date Prepared / Analyzed	Dil	Lab	Analyst
P:5030B	460-69122-B-1		460-201600		01/08/2014 10:29	1	TAL EDI	CJM
A:8260B	460-69122-B-1		460-201600		01/08/2014 10:29	1	TAL EDI	CJM

Lab ID: 460-69122-1 MS **Client ID:** MW-2D-A

Sample Date/Time: 12/31/2013 09:10 Received Date/Time: 12/31/2013 16:50

Method	Bottle ID	Run	Analysis Batch	Prep Batch	Date Prepared / Analyzed	Dil	Lab	Analyst
P:5030B	460-69122-B-1 MS		460-201600		01/08/2014 10:56	10	TAL EDI	CJM
A:8260B	460-69122-B-1 MS		460-201600		01/08/2014 10:56	10	TAL EDI	CJM

Lab ID: 460-69122-1 MSD **Client ID:** MW-2D-A

Sample Date/Time: 12/31/2013 09:10 Received Date/Time: 12/31/2013 16:50

Method	Bottle ID	Run	Analysis Batch	Prep Batch	Date Prepared / Analyzed	Dil	Lab	Analyst
P:5030B	460-69122-B-1 MSD		460-201600		01/08/2014 11:36	10	TAL EDI	CJM
A:8260B	460-69122-B-1 MSD		460-201600		01/08/2014 11:36	10	TAL EDI	CJM

Lab ID: 460-69122-2 **Client ID:** MW-2D-B

Sample Date/Time: 12/31/2013 09:20 Received Date/Time: 12/31/2013 16:50

Method	Bottle ID	Run	Analysis Batch	Prep Batch	Date Prepared / Analyzed	Dil	Lab	Analyst
P:5030B	460-69122-B-2		460-201425		01/07/2014 15:02	1	TAL EDI	AAT
A:8260B	460-69122-B-2		460-201425		01/07/2014 15:02	1	TAL EDI	AAT

Lab ID: 460-69122-3 **Client ID:** MW-2I-A

Sample Date/Time: 12/31/2013 09:45 Received Date/Time: 12/31/2013 16:50

Method	Bottle ID	Run	Analysis Batch	Prep Batch	Date Prepared / Analyzed	Dil	Lab	Analyst
P:5030B	460-69122-B-3		460-201425		01/07/2014 15:25	1	TAL EDI	AAT
A:8260B	460-69122-B-3		460-201425		01/07/2014 15:25	1	TAL EDI	AAT

Lab ID: 460-69122-4 **Client ID:** MW-2I-B

Sample Date/Time: 12/31/2013 09:50 Received Date/Time: 12/31/2013 16:50

Method	Bottle ID	Run	Analysis Batch	Prep Batch	Date Prepared / Analyzed	Dil	Lab	Analyst
P:5030B	460-69122-B-4		460-201425		01/07/2014 15:48	1	TAL EDI	AAT
A:8260B	460-69122-B-4		460-201425		01/07/2014 15:48	1	TAL EDI	AAT

Client: Tetra Tech GEO

Job Number: 460-69122-1

Laboratory Chronicle

Lab ID: 460-69122-5 **Client ID:** MW-1S-A

Sample Date/Time: 12/31/2013 10:30 Received Date/Time: 12/31/2013 16:50

Method	Bottle ID	Run	Analysis Batch	Prep Batch	Date Prepared / Analyzed	Dil	Lab	Analyst
P:5030B	460-69122-B-5		460-201600		01/08/2014 13:07	1	TAL EDI	CJM
A:8260B	460-69122-B-5		460-201600		01/08/2014 13:07	1	TAL EDI	CJM

Lab ID: 460-69122-6 **Client ID:** MW-1S-B

Sample Date/Time: 12/31/2013 10:35 Received Date/Time: 12/31/2013 16:50

Method	Bottle ID	Run	Analysis Batch	Prep Batch	Date Prepared / Analyzed	Dil	Lab	Analyst
P:5030B	460-69122-B-6		460-201600		01/08/2014 13:30	1	TAL EDI	CJM
A:8260B	460-69122-B-6		460-201600		01/08/2014 13:30	1	TAL EDI	CJM

Lab ID: 460-69122-7 **Client ID:** MW-1I-A

Sample Date/Time: 12/31/2013 10:55 Received Date/Time: 12/31/2013 16:50

Method	Bottle ID	Run	Analysis Batch	Prep Batch	Date Prepared / Analyzed	Dil	Lab	Analyst
P:5030B	460-69122-B-7		460-201600		01/08/2014 15:24	1	TAL EDI	CJM
A:8260B	460-69122-B-7		460-201600		01/08/2014 15:24	1	TAL EDI	CJM

Lab ID: 460-69122-8 **Client ID:** MW-1I-B

Sample Date/Time: 12/31/2013 11:00 Received Date/Time: 12/31/2013 16:50

Method	Bottle ID	Run	Analysis Batch	Prep Batch	Date Prepared / Analyzed	Dil	Lab	Analyst
P:5030B	460-69122-B-8		460-201600		01/08/2014 15:47	1	TAL EDI	CJM
A:8260B	460-69122-B-8		460-201600		01/08/2014 15:47	1	TAL EDI	CJM

Lab ID: 460-69122-9 **Client ID:** DUP-01-123113

Sample Date/Time: 12/31/2013 12:00 Received Date/Time: 12/31/2013 16:50

Method	Bottle ID	Run	Analysis Batch	Prep Batch	Date Prepared / Analyzed	Dil	Lab	Analyst
P:5030B	460-69122-B-9		460-201600		01/08/2014 16:32	1	TAL EDI	CJM
A:8260B	460-69122-B-9		460-201600		01/08/2014 16:32	1	TAL EDI	CJM

Lab ID: 460-69122-10 **Client ID:** MW-3D-A

Sample Date/Time: 12/31/2013 11:50 Received Date/Time: 12/31/2013 16:50

Method	Bottle ID	Run	Analysis Batch	Prep Batch	Date Prepared / Analyzed	Dil	Lab	Analyst
P:5030B	460-69122-B-10		460-201600		01/08/2014 16:55	1	TAL EDI	CJM
A:8260B	460-69122-B-10		460-201600		01/08/2014 16:55	1	TAL EDI	CJM

Client: Tetra Tech GEO

Job Number: 460-69122-1

Laboratory Chronicle

Lab ID: 460-69122-11 **Client ID:** MW-3D-B

Sample Date/Time: 12/31/2013 11:55 Received Date/Time: 12/31/2013 16:50

Method	Bottle ID	Run	Analysis Batch	Prep Batch	Date Prepared / Analyzed	Dil	Lab	Analyst
P:5030B	460-69122-B-11		460-201600		01/08/2014 17:20	1	TAL EDI	CJM
A:8260B	460-69122-B-11		460-201600		01/08/2014 17:20	1	TAL EDI	CJM

Lab ID: 460-69122-12 **Client ID:** MW-3D-C

Sample Date/Time: 12/31/2013 12:05 Received Date/Time: 12/31/2013 16:50

Method	Bottle ID	Run	Analysis Batch	Prep Batch	Date Prepared / Analyzed	Dil	Lab	Analyst
P:5030B	460-69122-C-12		460-201764		01/09/2014 11:38	1	TAL EDI	CJM
A:8260B	460-69122-C-12		460-201764		01/09/2014 11:38	1	TAL EDI	CJM

Lab ID: 460-69122-12 MS **Client ID:** MW-3D-C

Sample Date/Time: 12/31/2013 12:05 Received Date/Time: 12/31/2013 16:50

Method	Bottle ID	Run	Analysis Batch	Prep Batch	Date Prepared / Analyzed	Dil	Lab	Analyst
P:5030B	460-69122-B-12 MS		460-201764		01/09/2014 13:33	10	TAL EDI	CJM
A:8260B	460-69122-B-12 MS		460-201764		01/09/2014 13:33	10	TAL EDI	CJM

Lab ID: 460-69122-12 MSD **Client ID:** MW-3D-C

Sample Date/Time: 12/31/2013 12:05 Received Date/Time: 12/31/2013 16:50

Method	Bottle ID	Run	Analysis Batch	Prep Batch	Date Prepared / Analyzed	Dil	Lab	Analyst
P:5030B	460-69122-B-12 MSD		460-201764		01/09/2014 13:56	10	TAL EDI	CJM
A:8260B	460-69122-B-12 MSD		460-201764		01/09/2014 13:56	10	TAL EDI	CJM

Lab ID: 460-69122-13 **Client ID:** MODTB-123113

Sample Date/Time: 12/31/2013 12:25 Received Date/Time: 12/31/2013 16:50

Method	Bottle ID	Run	Analysis Batch	Prep Batch	Date Prepared / Analyzed	Dil	Lab	Analyst
P:5030B	460-69122-B-13		460-201600		01/08/2014 12:22	1	TAL EDI	CJM
A:8260B	460-69122-B-13		460-201600		01/08/2014 12:22	1	TAL EDI	CJM

Lab ID: 460-69122-14 **Client ID:** TB-123113

Sample Date/Time: 12/31/2013 12:25 Received Date/Time: 12/31/2013 16:50

Method	Bottle ID	Run	Analysis Batch	Prep Batch	Date Prepared / Analyzed	Dil	Lab	Analyst
P:5030B	460-69122-B-14		460-201600		01/08/2014 12:45	1	TAL EDI	CJM
A:8260B	460-69122-B-14		460-201600		01/08/2014 12:45	1	TAL EDI	CJM

Client: Tetra Tech GEO

Job Number: 460-69122-1

Laboratory Chronicle

Lab ID: MB **Client ID:** N/A

Sample Date/Time: N/A Received Date/Time: N/A

Method	Bottle ID	Run	Analysis Batch	Prep Batch	Date Prepared / Analyzed	Dil	Lab	Analyst
P:5030B	MB 460-201425/5		460-201425		01/07/2014 08:59	1	TAL EDI	AAT
A:8260B	MB 460-201425/5		460-201425		01/07/2014 08:59	1	TAL EDI	AAT
P:5030B	MB 460-201600/5		460-201600		01/08/2014 09:50	1	TAL EDI	CJM
A:8260B	MB 460-201600/5		460-201600		01/08/2014 09:50	1	TAL EDI	CJM
P:5030B	MB 460-201764/8		460-201764		01/09/2014 11:03	1	TAL EDI	CJM
A:8260B	MB 460-201764/8		460-201764		01/09/2014 11:03	1	TAL EDI	CJM

Lab ID: LCS **Client ID:** N/A

Sample Date/Time: N/A Received Date/Time: N/A

Method	Bottle ID	Run	Analysis Batch	Prep Batch	Date Prepared / Analyzed	Dil	Lab	Analyst
P:5030B	LCS 460-201425/3		460-201425		01/07/2014 07:56	1	TAL EDI	AAT
A:8260B	LCS 460-201425/3		460-201425		01/07/2014 07:56	1	TAL EDI	AAT
P:5030B	LCS 460-201600/3		460-201600		01/08/2014 08:47	1	TAL EDI	CJM
A:8260B	LCS 460-201600/3		460-201600		01/08/2014 08:47	1	TAL EDI	CJM
P:5030B	LCS 460-201764/6		460-201764		01/09/2014 10:05	1	TAL EDI	CJM
A:8260B	LCS 460-201764/6		460-201764		01/09/2014 10:05	1	TAL EDI	CJM

Lab ID: MS **Client ID:** N/A

Sample Date/Time: 12/27/2013 11:46 Received Date/Time: 12/27/2013 17:25

Method	Bottle ID	Run	Analysis Batch	Prep Batch	Date Prepared / Analyzed	Dil	Lab	Analyst
P:5030B	460-69036-B-2 MS		460-201425		01/07/2014 12:45	10	TAL EDI	AAT
A:8260B	460-69036-B-2 MS		460-201425		01/07/2014 12:45	10	TAL EDI	AAT

Lab ID: MSD **Client ID:** N/A

Sample Date/Time: 12/27/2013 11:46 Received Date/Time: 12/27/2013 17:25

Method	Bottle ID	Run	Analysis Batch	Prep Batch	Date Prepared / Analyzed	Dil	Lab	Analyst
P:5030B	460-69036-B-2 MSD		460-201425		01/07/2014 13:08	10	TAL EDI	AAT
A:8260B	460-69036-B-2 MSD		460-201425		01/07/2014 13:08	10	TAL EDI	AAT

Lab References:

TAL EDI = TestAmerica Edison

Method 8260B

Volatile Organic Compounds (GC/MS) by Method 8260B

FORM II
GC/MS VOA SURROGATE RECOVERY

Lab Name: TestAmerica Edison Job No.: 460-69122-1

SDG No.:

Matrix: Water Level: Low

GC Column (1): Rtx-624 ID: 0.25 (mm)

Client Sample ID	Lab Sample ID	DBFM #	DCA #	TOL #	BFB #
MW-2D-A	460-69122-1	120	122	100	95
MW-2D-B	460-69122-2	116	119	98	93
MW-2I-A	460-69122-3	112	114	92	85
MW-2I-B	460-69122-4	114	115	93	86
MW-1S-A	460-69122-5	114	119	95	87
MW-1S-B	460-69122-6	126	132 X	105	95
MW-1I-A	460-69122-7	110	113	95	87
MW-1I-B	460-69122-8	120	124	104	93
DUP-01-123113	460-69122-9	119	125	104	94
MW-3D-A	460-69122-10	111	115	94	86
MW-3D-B	460-69122-11	113	118	95	85
MW-3D-C	460-69122-12	110	122	94	88
MODTB-123113	460-69122-13	110	116	95	88
TB-123113	460-69122-14	111	117	95	88
	MB 460-201425/5	107	115	92	91
	MB 460-201600/5	109	109	97	92
	MB 460-201764/8	108	120	96	90
	LCS 460-201425/3	106	111	103	99
	LCS 460-201600/3	109	111	106	102
	LCS 460-201764/6	115	126	113	106
MW-2D-A MS	460-69122-1 MS	108	111	104	98
MW-3D-C MS	460-69122-12 MS	105	116	104	96
	460-69036-B-2 MS	120	125	116	107
MW-2D-A MSD	460-69122-1 MSD	106	107	103	96
MW-3D-C MSD	460-69122-12 MSD	106	117	106	99
	460-69036-B-2 MSD	106	107	102	95

	QC LIMITS
DBFM = Dibromofluoromethane (Surr)	70-130
DCA = 1,2-Dichloroethane-d4 (Surr)	70-130
TOL = Toluene-d8 (Surr)	70-130
BFB = Bromofluorobenzene	70-130

Column to be used to flag recovery values

FORM II 8260B

FORM III
GC/MS VOA LAB CONTROL SAMPLE RECOVERY

Lab Name: TestAmerica Edison Job No.: 460-69122-1

SDG No.:

Matrix: Water Level: Low Lab File ID: B64488.D

Lab ID: LCS 460-201425/3 Client ID:

COMPOUND	SPIKE ADDED (ug/L)	LCS CONCENTRATION (ug/L)	LCS % REC	QC LIMITS REC	#
Chloromethane	20.0	23.5	117	42-150	
Bromomethane	20.0	27.6	138	28-150	
Vinyl chloride	20.0	25.0	125	61-136	
Chloroethane	20.0	27.9	140	49-150	
Methylene Chloride	20.0	21.2	106	77-124	
Acetone	100	151	151	40-150	*
Carbon disulfide	20.0	15.5	77	51-137	
1,1-Dichloroethene	20.0	21.1	105	62-128	
1,1-Dichloroethane	20.0	20.3	102	74-128	
trans-1,2-Dichloroethene	20.0	21.0	105	73-124	
cis-1,2-Dichloroethene	20.0	19.7	98	78-121	
Chloroform	20.0	21.5	108	81-123	
1,2-Dichloroethane	20.0	22.3	112	74-128	
2-Butanone	100	110	110	64-141	
1,1,1-Trichloroethane	20.0	21.5	107	72-126	
Carbon tetrachloride	20.0	22.0	110	63-135	
Bromodichloromethane	20.0	19.0	95	77-120	
1,2-Dichloropropane	20.0	18.4	92	75-122	
cis-1,3-Dichloropropene	20.0	19.4	97	72-122	
Trichloroethene	20.0	19.9	99	74-120	
Dibromochloromethane	20.0	14.7	73	69-126	
1,1,2-Trichloroethane	20.0	20.2	101	73-120	
Benzene	20.0	20.4	102	76-121	
trans-1,3-Dichloropropene	20.0	17.6	88	71-121	
Bromoform	20.0	13.6	68	54-138	
4-Methyl-2-pentanone	100	90.1	90	55-141	
2-Hexanone	100	92.7	93	53-138	
Tetrachloroethene	20.0	21.0	105	67-129	
1,1,2,2-Tetrachloroethane	20.0	18.9	94	60-130	
Toluene	20.0	20.2	101	78-120	
Chlorobenzene	20.0	20.6	103	77-120	
Ethylbenzene	20.0	20.2	101	74-120	
Styrene	20.0	20.3	101	73-124	
Xylenes, Total	40.0	40.6	102	73-122	

Column to be used to flag recovery and RPD values

FORM III 8260B

FORM III
GC/MS VOA LAB CONTROL SAMPLE RECOVERY

Lab Name: TestAmerica Edison Job No.: 460-69122-1

SDG No.:

Matrix: Water Level: Low Lab File ID: B64516.D

Lab ID: LCS 460-201600/3 Client ID:

COMPOUND	SPIKE ADDED (ug/L)	LCS CONCENTRATION (ug/L)	LCS % REC	QC LIMITS REC	#
Chloromethane	20.0	24.5	122	42-150	
Bromomethane	20.0	27.5	137	28-150	
Vinyl chloride	20.0	25.9	129	61-136	
Chloroethane	20.0	28.4	142	49-150	
Methylene Chloride	20.0	21.3	106	77-124	
Acetone	100	148	148	40-150	
Carbon disulfide	20.0	16.3	81	51-137	
1,1-Dichloroethene	20.0	21.3	107	62-128	
1,1-Dichloroethane	20.0	21.1	105	74-128	
trans-1,2-Dichloroethene	20.0	21.8	109	73-124	
cis-1,2-Dichloroethene	20.0	19.9	100	78-121	
Chloroform	20.0	22.3	111	81-123	
1,2-Dichloroethane	20.0	22.0	110	74-128	
2-Butanone	100	117	117	64-141	
1,1,1-Trichloroethane	20.0	21.9	110	72-126	
Carbon tetrachloride	20.0	23.2	116	63-135	
Bromodichloromethane	20.0	19.3	96	77-120	
1,2-Dichloropropane	20.0	18.9	94	75-122	
cis-1,3-Dichloropropene	20.0	20.1	101	72-122	
Trichloroethene	20.0	21.1	106	74-120	
Dibromochloromethane	20.0	15.0	75	69-126	
1,1,2-Trichloroethane	20.0	19.4	97	73-120	
Benzene	20.0	21.1	106	76-121	
trans-1,3-Dichloropropene	20.0	19.4	97	71-121	
Bromoform	20.0	13.2	66	54-138	
4-Methyl-2-pentanone	100	80.8	81	55-141	
2-Hexanone	100	80.3	80	53-138	
Tetrachloroethene	20.0	22.2	111	67-129	
1,1,2,2-Tetrachloroethane	20.0	17.6	88	60-130	
Toluene	20.0	21.2	106	78-120	
Chlorobenzene	20.0	21.2	106	77-120	
Ethylbenzene	20.0	20.6	103	74-120	
Styrene	20.0	20.1	101	73-124	
Xylenes, Total	40.0	40.9	102	73-122	

Column to be used to flag recovery and RPD values

FORM III 8260B

FORM III
GC/MS VOA LAB CONTROL SAMPLE RECOVERY

Lab Name: TestAmerica Edison Job No.: 460-69122-1

SDG No.:

Matrix: Water Level: Low Lab File ID: B64544.D

Lab ID: LCS 460-201764/6 Client ID:

COMPOUND	SPIKE ADDED (ug/L)	LCS CONCENTRATION (ug/L)	LCS % REC	QC LIMITS REC	#
Chloromethane	20.0	23.8	119	42-150	
Bromomethane	20.0	24.6	123	28-150	
Vinyl chloride	20.0	24.5	123	61-136	
Chloroethane	20.0	23.9	120	49-150	
Methylene Chloride	20.0	21.7	109	77-124	
Acetone	100	142	142	40-150	
Carbon disulfide	20.0	13.3	66	51-137	
1,1-Dichloroethene	20.0	20.1	100	62-128	
1,1-Dichloroethane	20.0	19.8	99	74-128	
trans-1,2-Dichloroethene	20.0	20.6	103	73-124	
cis-1,2-Dichloroethene	20.0	18.8	94	78-121	
Chloroform	20.0	21.5	108	81-123	
1,2-Dichloroethane	20.0	23.5	117	74-128	
2-Butanone	100	102	102	64-141	
1,1,1-Trichloroethane	20.0	19.3	96	72-126	
Carbon tetrachloride	20.0	20.5	102	63-135	
Bromodichloromethane	20.0	18.3	91	77-120	
1,2-Dichloropropane	20.0	18.1	90	75-122	
cis-1,3-Dichloropropene	20.0	20.2	101	72-122	
Trichloroethene	20.0	19.2	96	74-120	
Dibromochloromethane	20.0	15.4	77	69-126	
1,1,2-Trichloroethane	20.0	21.6	108	73-120	
Benzene	20.0	20.3	101	76-121	
trans-1,3-Dichloropropene	20.0	19.3	97	71-121	
Bromoform	20.0	15.2	76	54-138	
4-Methyl-2-pentanone	100	118	118	55-141	
2-Hexanone	100	122	122	53-138	
Tetrachloroethene	20.0	19.9	100	67-129	
1,1,2,2-Tetrachloroethane	20.0	21.8	109	60-130	
Toluene	20.0	20.1	100	78-120	
Chlorobenzene	20.0	20.1	100	77-120	
Ethylbenzene	20.0	18.9	94	74-120	
Styrene	20.0	18.8	94	73-124	
Xylenes, Total	40.0	38.2	95	73-122	

Column to be used to flag recovery and RPD values

FORM III 8260B

FORM III
GC/MS VOA MATRIX SPIKE RECOVERY

Lab Name: TestAmerica Edison Job No.: 460-69122-1

SDG No.:

Matrix: Water Level: Low Lab File ID: B64520.D

Lab ID: 460-69122-1 MS Client ID: MW-2D-A MS

COMPOUND	SPIKE ADDED (ug/L)	SAMPLE CONCENTRATION (ug/L)	MS CONCENTRATION (ug/L)	MS % REC	QC LIMITS REC	#
Chloromethane	200	0.10 U	243	121	42-150	
Bromomethane	200	0.18 U	295	147	28-150	
Vinyl chloride	200	0.14 U	257	129	61-136	
Chloroethane	200	0.17 U	312	156	49-150	F1
Methylene Chloride	200	0.18 U	206	103	77-124	
Acetone	1000	2.7 U	1370	137	40-150	
Carbon disulfide	200	0.13 U	125	63	51-137	
1,1-Dichloroethene	200	0.090 U	199	100	62-128	
1,1-Dichloroethane	200	0.13 U	199	100	74-128	
trans-1,2-Dichloroethene	200	0.13 U	208	104	73-124	
cis-1,2-Dichloroethene	200	0.18 U	182	91	78-121	
Chloroform	200	0.33 J	215	108	81-123	
1,2-Dichloroethane	200	0.19 U	211	106	74-128	
2-Butanone	1000	2.3 U	1020	102	64-141	
1,1,1-Trichloroethane	200	0.060 U	209	104	72-126	
Carbon tetrachloride	200	0.060 U	216	108	63-135	
Bromodichloromethane	200	0.12 U	177	89	77-120	
1,2-Dichloropropane	200	0.090 U	172	86	75-122	
cis-1,3-Dichloropropene	200	0.18 U	172	86	72-122	
Trichloroethene	200	0.090 U	196	98	74-120	
Dibromochloromethane	200	0.20 U	131	65	69-126	F1
1,1,2-Trichloroethane	200	0.19 U	186	93	73-120	
Benzene	200	0.080 U	195	98	76-121	
trans-1,3-Dichloropropene	200	0.24 U	167	84	71-121	
Bromoform	200	0.19 U	113	57	54-138	
4-Methyl-2-pentanone	1000	0.99 U	740	74	55-141	
2-Hexanone	1000	0.50 U	729	73	53-138	
Tetrachloroethene	200	0.10 U	206	103	67-129	
1,1,2,2-Tetrachloroethane	200	0.16 U	165	82	60-130	
Toluene	200	0.15 U	196	98	78-120	
Chlorobenzene	200	0.11 U	197	98	77-120	
Ethylbenzene	200	0.10 U	185	93	74-120	
Styrene	200	0.12 U	184	92	73-124	
Xylenes, Total	400	0.13 U	370	93	73-122	

Column to be used to flag recovery and RPD values

FORM III 8260B

FORM III
GC/MS VOA MATRIX SPIKE RECOVERY

Lab Name: TestAmerica Edison Job No.: 460-69122-1

SDG No.:

Matrix: Water Level: Low Lab File ID: B64552.D

Lab ID: 460-69122-12 MS Client ID: MW-3D-C MS

COMPOUND	SPIKE ADDED (ug/L)	SAMPLE CONCENTRATION (ug/L)	MS CONCENTRATION (ug/L)	MS % REC	QC LIMITS REC	#
Chloromethane	200	0.10 U	240	120	42-150	
Bromomethane	200	0.18 U	247	124	28-150	
Vinyl chloride	200	0.14 U	248	124	61-136	
Chloroethane	200	0.17 U	243	122	49-150	
Methylene Chloride	200	0.18 U	208	104	77-124	
Acetone	1000	2.7 U	1310	131	40-150	
Carbon disulfide	200	0.13 U	106	53	51-137	
1,1-Dichloroethene	200	0.090 U	206	103	62-128	
1,1-Dichloroethane	200	0.13 U	200	100	74-128	
trans-1,2-Dichloroethene	200	0.13 U	204	102	73-124	
cis-1,2-Dichloroethene	200	0.18 U	184	92	78-121	
Chloroform	200	0.84 J	214	106	81-123	
1,2-Dichloroethane	200	0.19 U	224	112	74-128	
2-Butanone	1000	2.3 U	956	96	64-141	
1,1,1-Trichloroethane	200	0.060 U	200	100	72-126	
Carbon tetrachloride	200	0.060 U	201	101	63-135	
Bromodichloromethane	200	0.12 U	172	86	77-120	
1,2-Dichloropropane	200	0.090 U	177	88	75-122	
cis-1,3-Dichloropropene	200	0.18 U	185	93	72-122	
Trichloroethene	200	0.090 U	198	99	74-120	
Dibromochloromethane	200	0.20 U	134	67	69-126	F1
1,1,2-Trichloroethane	200	0.19 U	207	104	73-120	
Benzene	200	0.080 U	200	100	76-121	
trans-1,3-Dichloropropene	200	0.24 U	184	92	71-121	
Bromoform	200	0.19 U	124	62	54-138	
4-Methyl-2-pentanone	1000	0.99 U	1110	111	55-141	
2-Hexanone	1000	0.50 U	1140	114	53-138	
Tetrachloroethene	200	0.10 U	201	101	67-129	
1,1,2,2-Tetrachloroethane	200	0.16 U	205	103	60-130	
Toluene	200	3.8	198	97	78-120	
Chlorobenzene	200	0.11 U	196	98	77-120	
Ethylbenzene	200	0.10 U	187	94	74-120	
Styrene	200	0.12 U	182	91	73-124	
Xylenes, Total	400	0.13 U	372	93	73-122	

Column to be used to flag recovery and RPD values

FORM III 8260B

FORM III
GC/MS VOA MATRIX SPIKE RECOVERY

Lab Name: TestAmerica Edison Job No.: 460-69122-1

SDG No.:

Matrix: Water Level: Low Lab File ID: B64500.D

Lab ID: 460-69036-B-2 MS Client ID:

COMPOUND	SPIKE ADDED (ug/L)	SAMPLE CONCENTRATION (ug/L)	MS CONCENTRATION (ug/L)	MS % REC	QC LIMITS REC	#
Chloromethane	200	0.10 U	265	133	42-150	
Bromomethane	200	0.18 U	426	213	28-150	F1
Vinyl chloride	200	0.14 U	280	140	61-136	F1
Chloroethane	200	0.17 U	364	182	49-150	F1
Methylene Chloride	200	0.18 U	235	118	77-124	
Acetone	1000	2.7 U	1550	155	40-150	F1
Carbon disulfide	200	0.13 U	182	91	51-137	
1,1-Dichloroethene	200	0.090 U	217	109	62-128	
1,1-Dichloroethane	200	0.13 U	232	116	74-128	
trans-1,2-Dichloroethene	200	0.13 U	235	117	73-124	
cis-1,2-Dichloroethene	200	0.18 U	209	105	78-121	
Chloroform	200	2.5	252	125	81-123	F1
1,2-Dichloroethane	200	0.19 U	246	123	74-128	
2-Butanone	1000	2.3 U	1200	120	64-141	
1,1,1-Trichloroethane	200	0.060 U	243	121	72-126	
Carbon tetrachloride	200	0.060 U	264	132	63-135	
Bromodichloromethane	200	0.12 U	219	109	77-120	
1,2-Dichloropropane	200	0.090 U	194	97	75-122	
cis-1,3-Dichloropropene	200	0.18 U	182	91	72-122	
Trichloroethene	200	0.090 U	222	111	74-120	
Dibromochloromethane	200	0.20 U	171	85	69-126	
1,1,2-Trichloroethane	200	0.19 U	214	107	73-120	
Benzene	200	0.080 U	225	113	76-121	
trans-1,3-Dichloropropene	200	0.24 U	180	90	71-121	
Bromoform	200	0.19 U	147	74	54-138	
4-Methyl-2-pentanone	1000	0.99 U	844	84	55-141	
2-Hexanone	1000	0.50 U	819	82	53-138	
Tetrachloroethene	200	0.29 J	233	116	67-129	
1,1,2,2-Tetrachloroethane	200	0.16 U	197	99	60-130	
Toluene	200	0.15 U	226	113	78-120	
Chlorobenzene	200	0.11 U	225	113	77-120	
Ethylbenzene	200	0.10 U	213	107	74-120	
Styrene	200	0.12 U	211	106	73-124	
Xylenes, Total	400	0.13 U	422	106	73-122	

Column to be used to flag recovery and RPD values

FORM III 8260B

FORM III
GC/MS VOA MATRIX SPIKE DUPLICATE RECOVERY

Lab Name: TestAmerica Edison Job No.: 460-69122-1

SDG No.:

Matrix: Water Level: Low Lab File ID: B64521.D

Lab ID: 460-69122-1 MSD Client ID: MW-2D-A MSD

COMPOUND	SPIKE ADDED (ug/L)	MSD CONCENTRATION (ug/L)	MSD % REC	% RPD	QC LIMITS RPD	QC LIMITS REC	#
Chloromethane	200	253	127	4	30	42-150	
Bromomethane	200	294	147	0	30	28-150	
Vinyl chloride	200	254	127	1	30	61-136	
Chloroethane	200	315	157	1	30	49-150	F1
Methylene Chloride	200	203	102	2	30	77-124	
Acetone	1000	1100	110	22	30	40-150	
Carbon disulfide	200	113	56	10	30	51-137	
1,1-Dichloroethene	200	177	89	12	30	62-128	
1,1-Dichloroethane	200	199	99	0	30	74-128	
trans-1,2-Dichloroethene	200	210	105	1	30	73-124	
cis-1,2-Dichloroethene	200	186	93	2	30	78-121	
Chloroform	200	212	106	2	30	81-123	
1,2-Dichloroethane	200	206	103	3	30	74-128	
2-Butanone	1000	1020	102	1	30	64-141	
1,1,1-Trichloroethane	200	206	103	1	30	72-126	
Carbon tetrachloride	200	212	106	2	30	63-135	
Bromodichloromethane	200	171	85	4	30	77-120	
1,2-Dichloropropane	200	168	84	2	30	75-122	
cis-1,3-Dichloropropene	200	172	86	0	30	72-122	
Trichloroethene	200	194	97	1	30	74-120	
Dibromochloromethane	200	128	64	2	30	69-126	F1
1,1,2-Trichloroethane	200	180	90	3	30	73-120	
Benzene	200	200	100	2	30	76-121	
trans-1,3-Dichloropropene	200	164	82	2	30	71-121	
Bromoform	200	110	55	3	30	54-138	
4-Methyl-2-pentanone	1000	729	73	1	30	55-141	
2-Hexanone	1000	714	71	2	30	53-138	
Tetrachloroethene	200	206	103	0	30	67-129	
1,1,2,2-Tetrachloroethane	200	165	82	0	30	60-130	
Toluene	200	198	99	1	30	78-120	
Chlorobenzene	200	196	98	1	30	77-120	
Ethylbenzene	200	187	94	1	30	74-120	
Styrene	200	182	91	1	30	73-124	
Xylenes, Total	400	370	92	0	30	73-122	

Column to be used to flag recovery and RPD values

FORM III 8260B

FORM III
GC/MS VOA MATRIX SPIKE DUPLICATE RECOVERY

Lab Name: TestAmerica Edison Job No.: 460-69122-1

SDG No.:

Matrix: Water Level: Low Lab File ID: B64553.D

Lab ID: 460-69122-12 MSD Client ID: MW-3D-C MSD

COMPOUND	SPIKE ADDED (ug/L)	MSD CONCENTRATION (ug/L)	MSD % REC	% RPD	QC LIMITS RPD	QC LIMITS REC	#
Chloromethane	200	247	124	3	30	42-150	
Bromomethane	200	259	130	5	30	28-150	
Vinyl chloride	200	263	131	6	30	61-136	
Chloroethane	200	243	122	0	30	49-150	
Methylene Chloride	200	218	109	4	30	77-124	
Acetone	1000	1320	132	1	30	40-150	
Carbon disulfide	200	120	60	12	30	51-137	
1,1-Dichloroethene	200	216	108	5	30	62-128	
1,1-Dichloroethane	200	207	104	3	30	74-128	
trans-1,2-Dichloroethene	200	213	107	4	30	73-124	
cis-1,2-Dichloroethene	200	195	97	6	30	78-121	
Chloroform	200	218	109	2	30	81-123	
1,2-Dichloroethane	200	230	115	3	30	74-128	
2-Butanone	1000	970	97	1	30	64-141	
1,1,1-Trichloroethane	200	208	104	4	30	72-126	
Carbon tetrachloride	200	212	106	5	30	63-135	
Bromodichloromethane	200	176	88	2	30	77-120	
1,2-Dichloropropane	200	179	90	1	30	75-122	
cis-1,3-Dichloropropene	200	192	96	4	30	72-122	
Trichloroethene	200	200	100	1	30	74-120	
Dibromochloromethane	200	138	69	3	30	69-126	
1,1,2-Trichloroethane	200	209	104	1	30	73-120	
Benzene	200	212	106	6	30	76-121	
trans-1,3-Dichloropropene	200	191	95	4	30	71-121	
Bromoform	200	132	66	6	30	54-138	
4-Methyl-2-pentanone	1000	1130	113	2	30	55-141	
2-Hexanone	1000	1150	115	1	30	53-138	
Tetrachloroethene	200	212	106	5	30	67-129	
1,1,2,2-Tetrachloroethane	200	208	104	1	30	60-130	
Toluene	200	209	102	5	30	78-120	
Chlorobenzene	200	204	102	4	30	77-120	
Ethylbenzene	200	196	98	4	30	74-120	
Styrene	200	192	96	5	30	73-124	
Xylenes, Total	400	388	97	4	30	73-122	

Column to be used to flag recovery and RPD values

FORM III 8260B

FORM III
GC/MS VOA MATRIX SPIKE DUPLICATE RECOVERY

Lab Name: TestAmerica Edison Job No.: 460-69122-1

SDG No.:

Matrix: Water Level: Low Lab File ID: B64501.D

Lab ID: 460-69036-B-2 MSD Client ID:

COMPOUND	SPIKE ADDED (ug/L)	MSD CONCENTRATION (ug/L)	MSD % REC	% RPD	QC LIMITS RPD	QC LIMITS REC	#
Chloromethane	200	242	121	9	30	42-150	
Bromomethane	200	374	187	13	30	28-150	F1
Vinyl chloride	200	260	130	8	30	61-136	
Chloroethane	200	313	156	15	30	49-150	F1
Methylene Chloride	200	208	104	12	30	77-124	
Acetone	1000	1310	131	16	30	40-150	
Carbon disulfide	200	164	82	11	30	51-137	
1,1-Dichloroethene	200	201	101	8	30	62-128	
1,1-Dichloroethane	200	206	103	12	30	74-128	
trans-1,2-Dichloroethene	200	215	108	9	30	73-124	
cis-1,2-Dichloroethene	200	190	95	9	30	78-121	
Chloroform	200	222	110	13	30	81-123	
1,2-Dichloroethane	200	215	108	13	30	74-128	
2-Butanone	1000	1080	108	11	30	64-141	
1,1,1-Trichloroethane	200	218	109	11	30	72-126	
Carbon tetrachloride	200	232	116	13	30	63-135	
Bromodichloromethane	200	193	96	12	30	77-120	
1,2-Dichloropropane	200	177	89	9	30	75-122	
cis-1,3-Dichloropropene	200	166	83	9	30	72-122	
Trichloroethene	200	204	102	9	30	74-120	
Dibromochloromethane	200	150	75	13	30	69-126	
1,1,2-Trichloroethane	200	189	94	13	30	73-120	
Benzene	200	204	102	10	30	76-121	
trans-1,3-Dichloropropene	200	161	80	11	30	71-121	
Bromoform	200	132	66	11	30	54-138	
4-Methyl-2-pentanone	1000	744	74	13	30	55-141	
2-Hexanone	1000	728	73	12	30	53-138	
Tetrachloroethene	200	213	106	9	30	67-129	
1,1,2,2-Tetrachloroethane	200	172	86	14	30	60-130	
Toluene	200	203	102	11	30	78-120	
Chlorobenzene	200	204	102	10	30	77-120	
Ethylbenzene	200	193	96	10	30	74-120	
Styrene	200	190	95	11	30	73-124	
Xylenes, Total	400	388	97	8	30	73-122	

Column to be used to flag recovery and RPD values

FORM III 8260B

FORM IV
GC/MS VOA METHOD BLANK SUMMARY

Lab Name: TestAmerica Edison Job No.: 460-69122-1

SDG No.:

Lab File ID: B64490.D Lab Sample ID: MB 460-201425/5

Matrix: Water Heated Purge:(Y/N) N

Instrument ID: CVOAMS2 Date Analyzed: 01/07/2014 08:59

GC Column: Rtx-624 ID: 0.25(mm)

THIS METHOD BLANK APPLIES TO THE FOLLOWING SAMPLES:

CLIENT SAMPLE ID	LAB SAMPLE ID	LAB FILE ID	DATE ANALYZED
	LCS 460-201425/3	B64488.D	01/07/2014 07:56
	460-69036-B-2 MS	B64500.D	01/07/2014 12:45
	460-69036-B-2 MSD	B64501.D	01/07/2014 13:08
MW-2D-B	460-69122-2	B64506.D	01/07/2014 15:02
MW-2I-A	460-69122-3	B64507.D	01/07/2014 15:25
MW-2I-B	460-69122-4	B64508.D	01/07/2014 15:48

FORM IV
GC/MS VOA METHOD BLANK SUMMARY

Lab Name: TestAmerica Edison Job No.: 460-69122-1

SDG No.:

Lab File ID: B64518.D Lab Sample ID: MB 460-201600/5

Matrix: Water Heated Purge:(Y/N) N

Instrument ID: CVOAMS2 Date Analyzed: 01/08/2014 09:50

GC Column: Rtx-624 ID: 0.25(mm)

THIS METHOD BLANK APPLIES TO THE FOLLOWING SAMPLES:

CLIENT SAMPLE ID	LAB SAMPLE ID	LAB FILE ID	DATE ANALYZED
	LCS 460-201600/3	B64516.D	01/08/2014 08:47
MW-2D-A	460-69122-1	B64519.D	01/08/2014 10:29
MW-2D-A MS	460-69122-1 MS	B64520.D	01/08/2014 10:56
MW-2D-A MSD	460-69122-1 MSD	B64521.D	01/08/2014 11:36
MODTB-123113	460-69122-13	B64523.D	01/08/2014 12:22
TB-123113	460-69122-14	B64524.D	01/08/2014 12:45
MW-1S-A	460-69122-5	B64525.D	01/08/2014 13:07
MW-1S-B	460-69122-6	B64526.D	01/08/2014 13:30
MW-1I-A	460-69122-7	B64531.D	01/08/2014 15:24
MW-1I-B	460-69122-8	B64532.D	01/08/2014 15:47
DUP-01-123113	460-69122-9	B64534.D	01/08/2014 16:32
MW-3D-A	460-69122-10	B64535.D	01/08/2014 16:55
MW-3D-B	460-69122-11	B64536.D	01/08/2014 17:20

FORM IV
GC/MS VOA METHOD BLANK SUMMARY

Lab Name: TestAmerica Edison Job No.: 460-69122-1

SDG No.:

Lab File ID: B64546.D Lab Sample ID: MB 460-201764/8

Matrix: Water Heated Purge:(Y/N) N

Instrument ID: CVOAMS2 Date Analyzed: 01/09/2014 11:03

GC Column: Rtx-624 ID: 0.25(mm)

THIS METHOD BLANK APPLIES TO THE FOLLOWING SAMPLES:

CLIENT SAMPLE ID	LAB SAMPLE ID	LAB FILE ID	DATE ANALYZED
	LCS 460-201764/6	B64544.D	01/09/2014 10:05
MW-3D-C	460-69122-12	B64547.D	01/09/2014 11:38
MW-3D-C MS	460-69122-12 MS	B64552.D	01/09/2014 13:33
MW-3D-C MSD	460-69122-12 MSD	B64553.D	01/09/2014 13:56

FORM V
GC/MS VOA INSTRUMENT PERFORMANCE CHECK
BROMOFLUOROBENZENE (BFB)

Lab Name: TestAmerica Edison Job No.: 460-69122-1

SDG No.:

Lab File ID: B63511.D BFB Injection Date: 12/13/2013

Instrument ID: CVOAMS2 BFB Injection Time: 08:15

Analysis Batch No.: 197502

M/E	ION ABUNDANCE CRITERIA	% RELATIVE ABUNDANCE	
50	15.0 - 40.0 % of mass 95	21.6	
75	30.0 - 60.0 % of mass 95	52.0	
95	Base Peak, 100% relative abundance	100.0	
96	5.0 - 9.0 % of mass 95	7.1	
173	Less than 2.0 % of mass 174	0.0	(0.0)1
174	50.0 - 120.00 % of mass 95	72.1	
175	5.0 - 9.0 % of mass 174	5.5	(7.7)1
176	95.0 - 101.0 % of mass 174	69.8	(96.8)1
177	5.0 - 9.0 % of mass 176	4.6	(6.6)2

1-Value is % mass 174 2-Value is % mass 176

THIS CHECK APPLIES TO THE FOLLOWING SAMPLES, MS, MSD, BLANKS AND STANDARDS:

CLIENT SAMPLE ID	LAB SAMPLE ID	LAB FILE ID	DATE ANALYZED	TIME ANALYZED
	STD5 460-197502/5	B63515.D	12/13/2013	09:51
	STD20 460-197502/6	B63516.D	12/13/2013	10:15
	STD50 460-197502/7	B63517.D	12/13/2013	10:37
	STD200 460-197502/8	B63518.D	12/13/2013	11:00
	STD500 460-197502/9	B63519.D	12/13/2013	11:23
	STD1 460-197502/18	B63528.D	12/13/2013	14:51

FORM V
GC/MS VOA INSTRUMENT PERFORMANCE CHECK
BROMOFLUOROBENZENE (BFB)

Lab Name: TestAmerica Edison Job No.: 460-69122-1

SDG No.:

Lab File ID: B64486.D BFB Injection Date: 01/07/2014

Instrument ID: CVOAMS2 BFB Injection Time: 07:12

Analysis Batch No.: 201425

M/E	ION ABUNDANCE CRITERIA	% RELATIVE ABUNDANCE	
50	15.0 - 40.0 % of mass 95	21.2	
75	30.0 - 60.0 % of mass 95	52.8	
95	Base Peak, 100% relative abundance	100.0	
96	5.0 - 9.0 % of mass 95	7.1	
173	Less than 2.0 % of mass 174	0.0	(0.0)1
174	50.0 - 120.00 % of mass 95	72.5	
175	5.0 - 9.0 % of mass 174	5.5	(7.6)1
176	95.0 - 101.0 % of mass 174	70.9	(97.9)1
177	5.0 - 9.0 % of mass 176	4.6	(6.5)2

1-Value is % mass 174 2-Value is % mass 176

THIS CHECK APPLIES TO THE FOLLOWING SAMPLES, MS, MSD, BLANKS AND STANDARDS:

CLIENT SAMPLE ID	LAB SAMPLE ID	LAB FILE ID	DATE ANALYZED	TIME ANALYZED
	CCVIS 460-201425/2	B64487.D	01/07/2014	07:33
	LCS 460-201425/3	B64488.D	01/07/2014	07:56
	MB 460-201425/5	B64490.D	01/07/2014	08:59
	460-69036-B-2 MS	B64500.D	01/07/2014	12:45
	460-69036-B-2 MSD	B64501.D	01/07/2014	13:08
MW-2D-B	460-69122-2	B64506.D	01/07/2014	15:02
MW-2I-A	460-69122-3	B64507.D	01/07/2014	15:25
MW-2I-B	460-69122-4	B64508.D	01/07/2014	15:48

FORM V
GC/MS VOA INSTRUMENT PERFORMANCE CHECK
BROMOFLUOROBENZENE (BFB)

Lab Name: TestAmerica Edison Job No.: 460-69122-1

SDG No.:

Lab File ID: B64514.D BFB Injection Date: 01/08/2014

Instrument ID: CVOAMS2 BFB Injection Time: 07:59

Analysis Batch No.: 201600

M/E	ION ABUNDANCE CRITERIA	% RELATIVE ABUNDANCE	
50	15.0 - 40.0 % of mass 95	20.9	
75	30.0 - 60.0 % of mass 95	52.7	
95	Base Peak, 100% relative abundance	100.0	
96	5.0 - 9.0 % of mass 95	7.2	
173	Less than 2.0 % of mass 174	0.0	(0.0)1
174	50.0 - 120.00 % of mass 95	74.3	
175	5.0 - 9.0 % of mass 174	5.5	(7.4)1
176	95.0 - 101.0 % of mass 174	71.3	(95.9)1
177	5.0 - 9.0 % of mass 176	4.7	(6.6)2

1-Value is % mass 174 2-Value is % mass 176

THIS CHECK APPLIES TO THE FOLLOWING SAMPLES, MS, MSD, BLANKS AND STANDARDS:

CLIENT SAMPLE ID	LAB SAMPLE ID	LAB FILE ID	DATE ANALYZED	TIME ANALYZED
	CCVIS 460-201600/2	B64515.D	01/08/2014	08:21
	LCS 460-201600/3	B64516.D	01/08/2014	08:47
	MB 460-201600/5	B64518.D	01/08/2014	09:50
MW-2D-A	460-69122-1	B64519.D	01/08/2014	10:29
MW-2D-A MS	460-69122-1 MS	B64520.D	01/08/2014	10:56
MW-2D-A MSD	460-69122-1 MSD	B64521.D	01/08/2014	11:36
MODTB-123113	460-69122-13	B64523.D	01/08/2014	12:22
TB-123113	460-69122-14	B64524.D	01/08/2014	12:45
MW-1S-A	460-69122-5	B64525.D	01/08/2014	13:07
MW-1S-B	460-69122-6	B64526.D	01/08/2014	13:30
MW-1I-A	460-69122-7	B64531.D	01/08/2014	15:24
MW-1I-B	460-69122-8	B64532.D	01/08/2014	15:47
DUP-01-123113	460-69122-9	B64534.D	01/08/2014	16:32
MW-3D-A	460-69122-10	B64535.D	01/08/2014	16:55
MW-3D-B	460-69122-11	B64536.D	01/08/2014	17:20

FORM V
GC/MS VOA INSTRUMENT PERFORMANCE CHECK
BROMOFLUOROBENZENE (BFB)

Lab Name: TestAmerica Edison Job No.: 460-69122-1

SDG No.:

Lab File ID: B64539.D BFB Injection Date: 01/09/2014

Instrument ID: CVOAMS2 BFB Injection Time: 05:46

Analysis Batch No.: 201764

M/E	ION ABUNDANCE CRITERIA	% RELATIVE ABUNDANCE	
50	15.0 - 40.0 % of mass 95	21.0	
75	30.0 - 60.0 % of mass 95	52.7	
95	Base Peak, 100% relative abundance	100.0	
96	5.0 - 9.0 % of mass 95	7.0	
173	Less than 2.0 % of mass 174	0.0	(0.0)1
174	50.0 - 120.00 % of mass 95	73.7	
175	5.0 - 9.0 % of mass 174	5.5	(7.4)1
176	95.0 - 101.0 % of mass 174	71.0	(96.3)1
177	5.0 - 9.0 % of mass 176	4.8	(6.8)2

1-Value is % mass 174 2-Value is % mass 176

THIS CHECK APPLIES TO THE FOLLOWING SAMPLES, MS, MSD, BLANKS AND STANDARDS:

CLIENT SAMPLE ID	LAB SAMPLE ID	LAB FILE ID	DATE ANALYZED	TIME ANALYZED
	CCVIS 460-201764/4	B64542.D	01/09/2014	07:53
	LCS 460-201764/6	B64544.D	01/09/2014	10:05
	MB 460-201764/8	B64546.D	01/09/2014	11:03
MW-3D-C	460-69122-12	B64547.D	01/09/2014	11:38
MW-3D-C MS	460-69122-12 MS	B64552.D	01/09/2014	13:33
MW-3D-C MSD	460-69122-12 MSD	B64553.D	01/09/2014	13:56

FORM VIII
GC/MS VOA INTERNAL STANDARD AREA AND RETENTION TIME SUMMARY

Lab Name: TestAmerica Edison Job No.: 460-69122-1

SDG No.:

Sample No.: CCVIS 460-201425/2 Date Analyzed: 01/07/2014 07:33

Instrument ID: CVOAMS2 GC Column: Rtx-624 ID: 0.25(mm)

Lab File ID (Standard): B64487.D Heated Purge: (Y/N) N

Calibration ID: 33700

		TBA		FB		DXE	
		AREA #	RT #	AREA #	RT #	AREA #	RT #
12/24 HOUR STD		294303	2.77	751997	5.18	33828	6.04
UPPER LIMIT		588606	3.27	1503994	5.68	67656	6.54
LOWER LIMIT		147152	2.27	375999	4.68	16914	5.54
LAB SAMPLE ID	CLIENT SAMPLE ID						
LCS 460-201425/3		311581	2.78	734802	5.18	33841	6.04
MB 460-201425/5		268687	2.77	611884	5.18	22109	6.04
460-69036-B-2 MS		204985	2.77	607818	5.18	22066	6.03
460-69036-B-2 MSD		237713	2.77	699587	5.18	25051	6.04
460-69122-2	MW-2D-B	189008	2.77	538550	5.18	14650*	6.03
460-69122-3	MW-2I-A	186918	2.76	544469	5.18	14202*	6.03
460-69122-4	MW-2I-B	179354	2.77	545362	5.18	13783*	6.03

TBA = TBA-d9 (IS)
FB = Fluorobenzene
DXE = 1,4-Dioxane-d8

Area Limit = 50%-200% of internal standard area
RT Limit = ± 0.5 minutes of internal standard RT

Column used to flag values outside QC limits

FORM VIII 8260B

FORM VIII
GC/MS VOA INTERNAL STANDARD AREA AND RETENTION TIME SUMMARY

Lab Name: TestAmerica Edison Job No.: 460-69122-1

SDG No.:

Sample No.: CCVIS 460-201425/2 Date Analyzed: 01/07/2014 07:33

Instrument ID: CVOAMS2 GC Column: Rtx-624 ID: 0.25(mm)

Lab File ID (Standard): B64487.D Heated Purge: (Y/N) N

Calibration ID: 33700

		CBZ		DCB			
		AREA #	RT #	AREA #	RT #	AREA #	RT #
12/24 HOUR STD		675098	8.75	425693	10.80		
UPPER LIMIT		1350196	9.25	851386	11.30		
LOWER LIMIT		337549	8.25	212847	10.30		
LAB SAMPLE ID	CLIENT SAMPLE ID						
LCS 460-201425/3		659893	8.75	415164	10.80		
MB 460-201425/5		540248	8.75	332013	10.80		
460-69036-B-2 MS		538966	8.75	342792	10.80		
460-69036-B-2 MSD		612835	8.75	386000	10.80		
460-69122-2	MW-2D-B	466217	8.75	237953	10.80		
460-69122-3	MW-2I-A	477943	8.75	287918	10.80		
460-69122-4	MW-2I-B	484089	8.75	291480	10.80		

CBZ = Chlorobenzene-d5
DCB = 1,4-Dichlorobenzene-d4

Area Limit = 50%-200% of internal standard area
RT Limit = ± 0.5 minutes of internal standard RT

Column used to flag values outside QC limits

FORM VIII 8260B

FORM VIII
GC/MS VOA INTERNAL STANDARD AREA AND RETENTION TIME SUMMARY

Lab Name: TestAmerica Edison Job No.: 460-69122-1

SDG No.:

Sample No.: CCVIS 460-201600/2 Date Analyzed: 01/08/2014 08:21

Instrument ID: CVOAMS2 GC Column: Rtx-624 ID: 0.25(mm)

Lab File ID (Standard): B64515.D Heated Purge: (Y/N) N

Calibration ID: 33700

		TBA		FB		DXE	
		AREA #	RT #	AREA #	RT #	AREA #	RT #
12/24 HOUR STD		229878	2.76	729459	5.16	23738	6.02
UPPER LIMIT		459756	3.26	1458918	5.66	47476	6.52
LOWER LIMIT		114939	2.26	364730	4.66	11869	5.52
LAB SAMPLE ID	CLIENT SAMPLE ID						
LCS 460-201600/3		255934	2.76	723635	5.17	26706	6.02
MB 460-201600/5		193829	2.76	510874	5.17	14808	6.02
460-69122-1	MW-2D-A	210103	2.76	551820	5.16	16105	6.02
460-69122-1 MS	MW-2D-A MS	243630	2.76	693708	5.17	25978	6.02
460-69122-1 MSD	MW-2D-A MSD	253002	2.76	708329	5.17	26560	6.02
460-69122-13	MODTB-123113	243960	2.76	585757	5.17	18075	6.02
460-69122-14	TB-123113	231988	2.77	582368	5.17	17361	6.02
460-69122-5	MW-1S-A	213200	2.76	544683	5.17	16270	6.02
460-69122-6	MW-1S-B	192493	2.76	484701	5.17	14647	6.02
460-69122-7	MW-1I-A	209182	2.76	562340	5.17	17540	6.02
460-69122-8	MW-1I-B	181294	2.76	513863	5.17	15309	6.02
460-69122-9	DUP-01-123113	191720	2.76	534836	5.17	16325	6.02
460-69122-10	MW-3D-A	193217	2.77	562897	5.17	14285	6.02
460-69122-11	MW-3D-B	201089	2.76	549492	5.17	15669	6.02

TBA = TBA-d9 (IS)
FB = Fluorobenzene
DXE = 1,4-Dioxane-d8

Area Limit = 50%-200% of internal standard area
RT Limit = ± 0.5 minutes of internal standard RT

Column used to flag values outside QC limits

FORM VIII 8260B

FORM VIII
GC/MS VOA INTERNAL STANDARD AREA AND RETENTION TIME SUMMARY

Lab Name: TestAmerica Edison Job No.: 460-69122-1

SDG No.:

Sample No.: CCVIS 460-201600/2 Date Analyzed: 01/08/2014 08:21

Instrument ID: CVOAMS2 GC Column: Rtx-624 ID: 0.25(mm)

Lab File ID (Standard): B64515.D Heated Purge: (Y/N) N

Calibration ID: 33700

		CBZ		DCB			
		AREA #	RT #	AREA #	RT #	AREA #	RT #
12/24 HOUR STD		634729	8.73	404396	10.79		
UPPER LIMIT		1269458	9.23	808792	11.29		
LOWER LIMIT		317365	8.23	202198	10.29		
LAB SAMPLE ID	CLIENT SAMPLE ID						
LCS 460-201600/3		646299	8.73	400389	10.79		
MB 460-201600/5		420638	8.73	252554	10.79		
460-69122-1	MW-2D-A	482962	8.73	295150	10.79		
460-69122-1 MS	MW-2D-A MS	615503	8.73	395653	10.79		
460-69122-1 MSD	MW-2D-A MSD	614886	8.74	388993	10.79		
460-69122-13	MODTB-123113	510319	8.74	309156	10.79		
460-69122-14	TB-123113	512960	8.74	309766	10.79		
460-69122-5	MW-1S-A	476347	8.74	283920	10.79		
460-69122-6	MW-1S-B	423729	8.74	256720	10.79		
460-69122-7	MW-1I-A	487698	8.74	291188	10.79		
460-69122-8	MW-1I-B	451811	8.74	269595	10.79		
460-69122-9	DUP-01-123113	477777	8.74	283461	10.79		
460-69122-10	MW-3D-A	494744	8.74	296232	10.79		
460-69122-11	MW-3D-B	483352	8.74	288980	10.79		

CBZ = Chlorobenzene-d5
DCB = 1,4-Dichlorobenzene-d4

Area Limit = 50%-200% of internal standard area
RT Limit = ± 0.5 minutes of internal standard RT

Column used to flag values outside QC limits

FORM VIII 8260B

FORM VIII
GC/MS VOA INTERNAL STANDARD AREA AND RETENTION TIME SUMMARY

Lab Name: TestAmerica Edison Job No.: 460-69122-1

SDG No.:

Sample No.: CCVIS 460-201764/4 Date Analyzed: 01/09/2014 07:53

Instrument ID: CVOAMS2 GC Column: Rtx-624 ID: 0.25(mm)

Lab File ID (Standard): B64542.D Heated Purge: (Y/N) N

Calibration ID: 33700

		TBA		FB		DXE	
		AREA #	RT #	AREA #	RT #	AREA #	RT #
12/24 HOUR STD		223672	2.76	719370	5.16	24187	6.02
UPPER LIMIT		447344	3.26	1438740	5.66	48374	6.52
LOWER LIMIT		111836	2.26	359685	4.66	12094	5.52
LAB SAMPLE ID	CLIENT SAMPLE ID						
LCS 460-201764/6		406736	2.76	672762	5.16	45485	6.02
MB 460-201764/8		401119	2.76	619768	5.16	32612	6.02
460-69122-12	MW-3D-C	373553	2.76	596146	5.16	27706	6.02
460-69122-12 MS	MW-3D-C MS	416357	2.77	704076	5.17	43542	6.02
460-69122-12 MSD	MW-3D-C MSD	416509	2.76	694478	5.16	44205	6.02

TBA = TBA-d9 (IS)
FB = Fluorobenzene
DXE = 1,4-Dioxane-d8

Area Limit = 50%-200% of internal standard area
RT Limit = ± 0.5 minutes of internal standard RT

Column used to flag values outside QC limits

FORM VIII 8260B

FORM VIII
GC/MS VOA INTERNAL STANDARD AREA AND RETENTION TIME SUMMARY

Lab Name: TestAmerica Edison Job No.: 460-69122-1

SDG No.:

Sample No.: CCVIS 460-201764/4 Date Analyzed: 01/09/2014 07:53

Instrument ID: CVOAMS2 GC Column: Rtx-624 ID: 0.25(mm)

Lab File ID (Standard): B64542.D Heated Purge: (Y/N) N

Calibration ID: 33700

		CBZ		DCB			
		AREA #	RT #	AREA #	RT #	AREA #	RT #
12/24 HOUR STD		633267	8.73	394772	10.79		
UPPER LIMIT		1266534	9.23	789544	11.29		
LOWER LIMIT		316634	8.23	197386	10.29		
LAB SAMPLE ID	CLIENT SAMPLE ID						
LCS 460-201764/6		587130	8.73	372393	10.78		
MB 460-201764/8		534889	8.73	323146	10.79		
460-69122-12	MW-3D-C	525318	8.73	324971	10.79		
460-69122-12 MS	MW-3D-C MS	621945	8.73	389816	10.79		
460-69122-12 MSD	MW-3D-C MSD	601935	8.73	377920	10.79		

CBZ = Chlorobenzene-d5
DCB = 1,4-Dichlorobenzene-d4

Area Limit = 50%-200% of internal standard area
RT Limit = ± 0.5 minutes of internal standard RT

Column used to flag values outside QC limits

FORM VIII 8260B

FORM I
GC/MS VOA ORGANICS ANALYSIS DATA SHEET

Lab Name: TestAmerica Edison Job No.: 460-69122-1

SDG No.:

Client Sample ID: MW-2D-A Lab Sample ID: 460-69122-1

Matrix: Water Lab File ID: B64519.D

Analysis Method: 8260B Date Collected: 12/31/2013 09:10

Sample wt/vol: 5(mL) Date Analyzed: 01/08/2014 10:29

Soil Aliquot Vol: Dilution Factor: 1

Soil Extract Vol.: GC Column: Rtx-624 ID: 0.25(mm)

% Moisture: Level: (low/med) Low

Analysis Batch No.: 201600 Units: ug/L

CAS NO.	COMPOUND NAME	RESULT	Q	RL	MDL
74-87-3	Chloromethane	0.10	U	1.0	0.10
74-83-9	Bromomethane	0.18	U	1.0	0.18
75-01-4	Vinyl chloride	0.14	U	1.0	0.14
75-00-3	Chloroethane	0.17	U	1.0	0.17
75-09-2	Methylene Chloride	0.18	U	1.0	0.18
67-64-1	Acetone	2.7	U	5.0	2.7
75-15-0	Carbon disulfide	0.13	U	1.0	0.13
75-35-4	1,1-Dichloroethene	0.090	U	1.0	0.090
75-34-3	1,1-Dichloroethane	0.13	U	1.0	0.13
156-60-5	trans-1,2-Dichloroethene	0.13	U	1.0	0.13
156-59-2	cis-1,2-Dichloroethene	0.18	U	1.0	0.18
67-66-3	Chloroform	0.33	J	1.0	0.080
107-06-2	1,2-Dichloroethane	0.19	U	1.0	0.19
78-93-3	2-Butanone	2.3	U	5.0	2.3
71-55-6	1,1,1-Trichloroethane	0.060	U	1.0	0.060
56-23-5	Carbon tetrachloride	0.060	U	1.0	0.060
75-27-4	Bromodichloromethane	0.12	U	1.0	0.12
78-87-5	1,2-Dichloropropane	0.090	U	1.0	0.090
10061-01-5	cis-1,3-Dichloropropene	0.18	U	1.0	0.18
79-01-6	Trichloroethene	0.090	U	1.0	0.090
124-48-1	Dibromochloromethane	0.20	U	1.0	0.20
79-00-5	1,1,2-Trichloroethane	0.19	U	1.0	0.19
71-43-2	Benzene	0.080	U	1.0	0.080
10061-02-6	trans-1,3-Dichloropropene	0.24	U	1.0	0.24
75-25-2	Bromoform	0.19	U	1.0	0.19
108-10-1	4-Methyl-2-pentanone	0.99	U	5.0	0.99
591-78-6	2-Hexanone	0.50	U	5.0	0.50
127-18-4	Tetrachloroethene	0.10	U	1.0	0.10
79-34-5	1,1,2,2-Tetrachloroethane	0.16	U	1.0	0.16
108-88-3	Toluene	0.15	U	1.0	0.15
108-90-7	Chlorobenzene	0.11	U	1.0	0.11
100-41-4	Ethylbenzene	0.10	U	1.0	0.10
100-42-5	Styrene	0.12	U	1.0	0.12
1330-20-7	Xylenes, Total	0.13	U	2.0	0.13

FORM I
GC/MS VOA ORGANICS ANALYSIS DATA SHEET

Lab Name: TestAmerica Edison Job No.: 460-69122-1

SDG No.:

Client Sample ID: MW-2D-A Lab Sample ID: 460-69122-1

Matrix: Water Lab File ID: B64519.D

Analysis Method: 8260B Date Collected: 12/31/2013 09:10

Sample wt/vol: 5(mL) Date Analyzed: 01/08/2014 10:29

Soil Aliquot Vol: Dilution Factor: 1

Soil Extract Vol.: GC Column: Rtx-624 ID: 0.25(mm)

% Moisture: Level: (low/med) Low

Analysis Batch No.: 201600 Units: ug/L

CAS NO.	SURROGATE	%REC	Q	LIMITS
17060-07-0	1,2-Dichloroethane-d4 (Surr)	122		70-130
460-00-4	Bromofluorobenzene	95		70-130
2037-26-5	Toluene-d8 (Surr)	100		70-130
1868-53-7	Dibromofluoromethane (Surr)	120		70-130

FORM I
GC/MS VOA ORGANICS ANALYSIS DATA SHEET
TENTATIVELY IDENTIFIED COMPOUNDS

Lab Name: TestAmerica Edison Job No.: 460-69122-1

SDG No.:

Client Sample ID: MW-2D-A Lab Sample ID: 460-69122-1

Matrix: Water Lab File ID: B64519.D

Analysis Method: 8260B Date Collected: 12/31/2013 09:10

Sample wt/vol: 5(mL) Date Analyzed: 01/08/2014 10:29

Soil Aliquot Vol: Dilution Factor: 1

Soil Extract Vol.: GC Column: Rtx-624 ID: 0.25(mm)

% Moisture: Level: (low/med) Low

Analysis Batch No.: 201600 Units: ug/L

Number TICs Found: 0 TIC Result Total: 0

CAS NO.	COMPOUND NAME	RT	RESULT	Q
	Tentatively Identified Compound		None	

TestAmerica Edison
Target Compound Quantitation Report

Data File: \\EDICHROM\ChromData\CVOAMS2\20140108-8646.b\B64519.D
Lims ID: 460-69122-B-1 Lab Sample ID: 460-69122-1
Client ID: MW-2D-A
Sample Type: Client
Inject. Date: 08-Jan-2014 10:29:30 ALS Bottle#: 1 Worklist Smp#: 6
Purge Vol: 5.000 mL Dil. Factor: 1.0000
Sample Info: 460-69122-B-1
Misc. Info.: 460-0008646-006
Operator ID: Instrument ID: CVOAMS2

Method: \\EDICHROM\ChromData\CVOAMS2\20140108-8646.b\8260W_2.m
Limit Group: VOA - 8260B Water and Solid
Last Update: 08-Jan-2014 17:14:43 Calib Date: 13-Dec-2013 14:51:30
Integrator: RTE ID Type: Deconvolution ID
Quant Method: Internal Standard Quant By: Initial Calibration
Last ICal File: \\EDICHROM\ChromData\CVOAMS2\20131213-7772.b\B63528.D

Column 1 : Rtx-624 (0.25 mm) Detector MS SCAN
Process Host: XAWRK007

First Level Reviewer: baronm Date: 08-Jan-2014 17:14:43

Compound	Sig	RT (min.)	Exp RT (min.)	Dlt RT (min.)	Q	Response	On-Col Amt ug/l	Flags
* 26 TBA-d9 (IS)	65	2.756	2.764	-0.008	60	210103	1000.0	
47 Chloroform	83	4.270	4.262	0.008	83	1991	0.3285	
$ 57 Dibromofluoromethane (Surr)	113	4.443	4.443	0.0	97	205655	59.8	
$ 53 1,2-Dichloroethane-d4 (Surr)	65	4.838	4.838	0.0	86	260517	60.8	
* 58 Fluorobenzene	96	5.159	5.159	0.0	98	551820	50.0	
* 65 1,4-Dioxane-d8	96	6.015	6.015	0.0	88	16105	1000.0	
$ 76 Toluene-d8 (Surr)	98	7.159	7.159	0.0	98	602086	50.1	
* 87 Chlorobenzene-d5	117	8.731	8.731	0.0	88	482962	50.0	
$ 97 4-Bromofluorobenzene	174	9.825	9.825	0.0	84	200597	47.7	
* 115 1,4-Dichlorobenzene-d4	152	10.788	10.788	0.0	97	295150	50.0	

Report Date: 08-Jan-2014 17:15:48 Chrom Revision: 2.1 15-Oct-2013 07:52:24

TestAmerica Edison

Data File: \\EDICHROM\ChromData\CVOAMS2\20140108-8646.b\B64519.D

Injection Date:	08-Jan-2014 10:29:30	Instrument ID:	CVOAMS2	Operator ID:	
Lims ID:	460-69122-B-1	Lab Sample ID:	460-69122-1	Worklist Smp#:	6
Client ID:	MW-2D-A				
Purge Vol:	5.000 mL	Dil. Factor:	1.0000	ALS Bottle#:	1
Method:	8260W_2	Limit Group:	VOA - 8260B Water and Solid		

Column: Rtx-624 (0.25 mm)

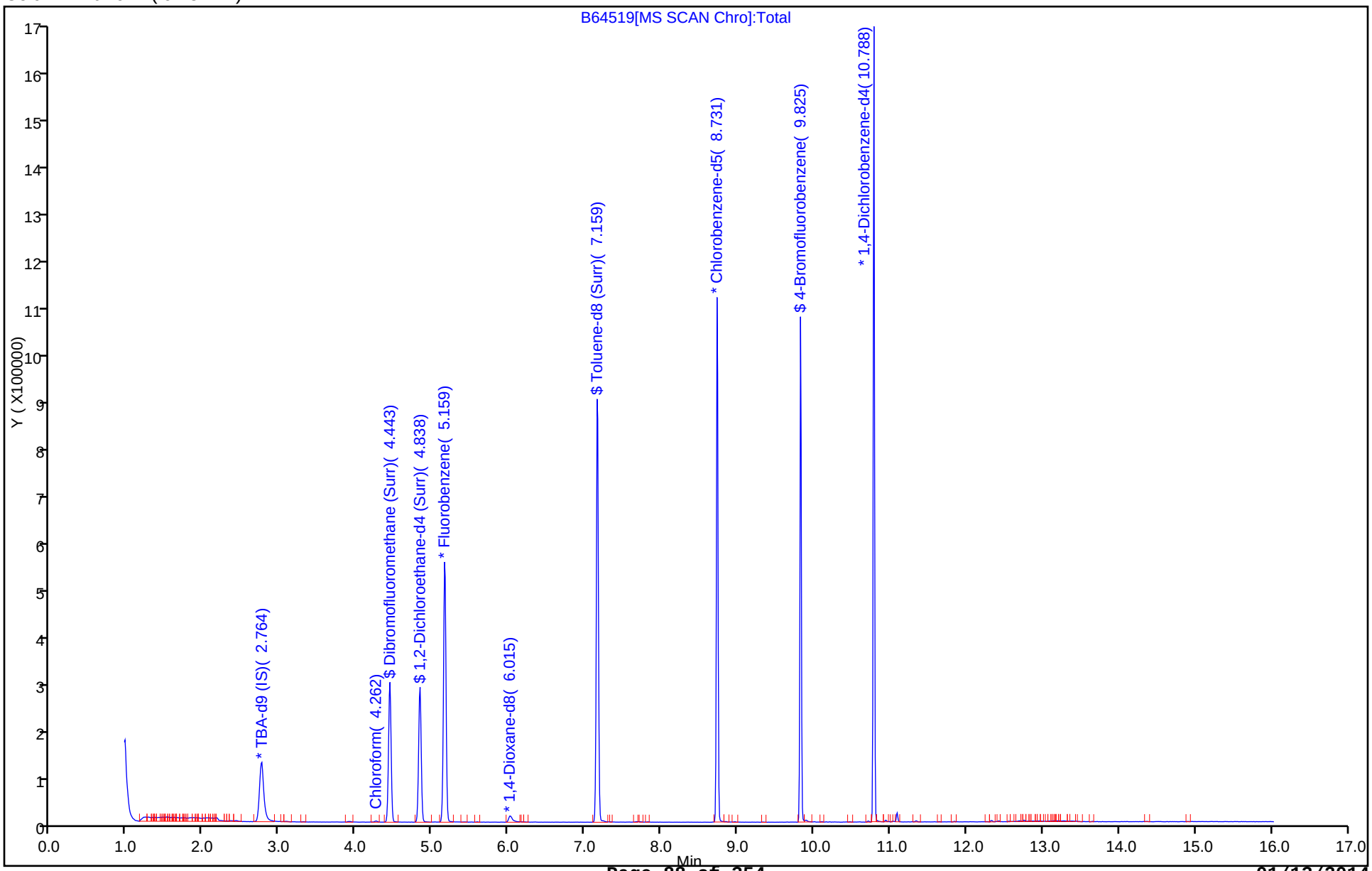

TestAmerica Edison

Data File:	\\EDICHROM\ChromData\CVOAMS2\20140108-8646.b\B64519.D		
Injection Date:	08-Jan-2014 10:29:30	Instrument ID:	CVOAMS2
Lims ID:	460-69122-B-1	Lab Sample ID:	460-69122-1
Client ID:	MW-2D-A		
Operator ID:		ALS Bottle#:	1 Worklist Smp#: 6
Purge Vol:	5.000 mL	Dil. Factor:	1.0000
Method:	8260W_2	Limit Group:	VOA - 8260B Water and Solid
Column:	Rtx-624 (0.25 mm)	Detector	MS SCAN

47 Chloroform, CAS: 67-66-3

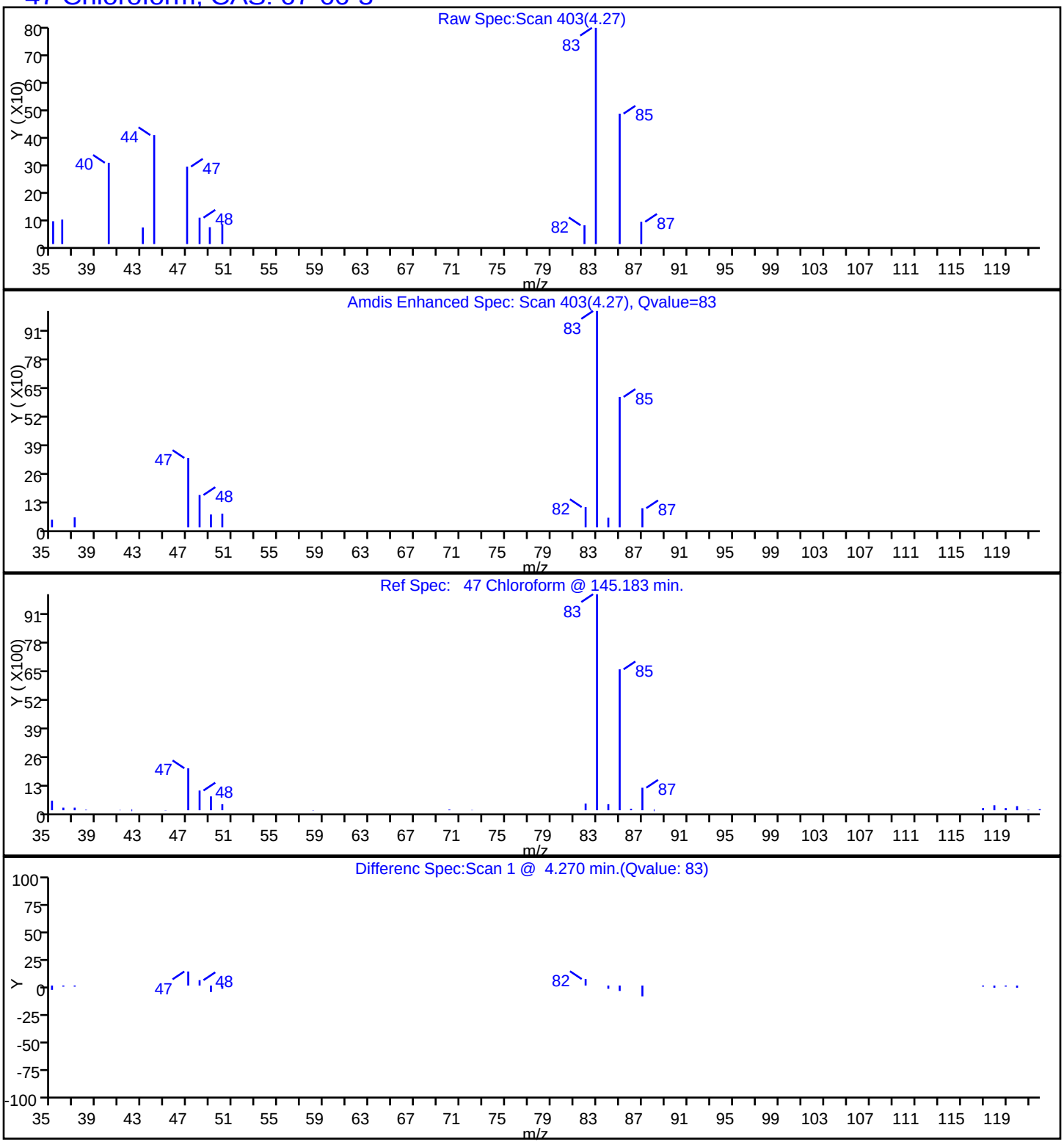

FORM I
GC/MS VOA ORGANICS ANALYSIS DATA SHEET

Lab Name: TestAmerica Edison | Job No.: 460-69122-1

SDG No.:

Client Sample ID: MW-2D-B | Lab Sample ID: 460-69122-2

Matrix: Water | Lab File ID: B64506.D

Analysis Method: 8260B | Date Collected: 12/31/2013 09:20

Sample wt/vol: 5(mL) | Date Analyzed: 01/07/2014 15:02

Soil Aliquot Vol: | Dilution Factor: 1

Soil Extract Vol.: | GC Column: Rtx-624 ID: 0.25(mm)

% Moisture: | Level: (low/med) Low

Analysis Batch No.: 201425 | Units: ug/L

CAS NO.	COMPOUND NAME	RESULT	Q	RL	MDL
74-87-3	Chloromethane	0.10	U	1.0	0.10
74-83-9	Bromomethane	0.18	U	1.0	0.18
75-01-4	Vinyl chloride	0.14	U	1.0	0.14
75-00-3	Chloroethane	0.17	U	1.0	0.17
75-09-2	Methylene Chloride	0.18	U	1.0	0.18
67-64-1	Acetone	2.7	U *	5.0	2.7
75-15-0	Carbon disulfide	0.41	J	1.0	0.13
75-35-4	1,1-Dichloroethene	0.090	U	1.0	0.090
75-34-3	1,1-Dichloroethane	0.13	U	1.0	0.13
156-60-5	trans-1,2-Dichloroethene	0.13	U	1.0	0.13
156-59-2	cis-1,2-Dichloroethene	0.18	U	1.0	0.18
67-66-3	Chloroform	0.32	J	1.0	0.080
107-06-2	1,2-Dichloroethane	0.19	U	1.0	0.19
78-93-3	2-Butanone	2.3	U	5.0	2.3
71-55-6	1,1,1-Trichloroethane	0.060	U	1.0	0.060
56-23-5	Carbon tetrachloride	0.060	U	1.0	0.060
75-27-4	Bromodichloromethane	0.12	U	1.0	0.12
78-87-5	1,2-Dichloropropane	0.090	U	1.0	0.090
10061-01-5	cis-1,3-Dichloropropene	0.18	U	1.0	0.18
79-01-6	Trichloroethene	0.090	U	1.0	0.090
124-48-1	Dibromochloromethane	0.20	U	1.0	0.20
79-00-5	1,1,2-Trichloroethane	0.19	U	1.0	0.19
71-43-2	Benzene	0.080	U	1.0	0.080
10061-02-6	trans-1,3-Dichloropropene	0.24	U	1.0	0.24
75-25-2	Bromoform	0.19	U	1.0	0.19
108-10-1	4-Methyl-2-pentanone	0.99	U	5.0	0.99
591-78-6	2-Hexanone	0.50	U	5.0	0.50
127-18-4	Tetrachloroethene	0.10	U	1.0	0.10
79-34-5	1,1,2,2-Tetrachloroethane	0.16	U	1.0	0.16
108-88-3	Toluene	0.15	U	1.0	0.15
108-90-7	Chlorobenzene	0.11	U	1.0	0.11
100-41-4	Ethylbenzene	0.10	U	1.0	0.10
100-42-5	Styrene	0.12	U	1.0	0.12
1330-20-7	Xylenes, Total	0.13	U	2.0	0.13

FORM I
GC/MS VOA ORGANICS ANALYSIS DATA SHEET

Lab Name: TestAmerica Edison Job No.: 460-69122-1

SDG No.:

Client Sample ID: MW-2D-B Lab Sample ID: 460-69122-2

Matrix: Water Lab File ID: B64506.D

Analysis Method: 8260B Date Collected: 12/31/2013 09:20

Sample wt/vol: 5(mL) Date Analyzed: 01/07/2014 15:02

Soil Aliquot Vol: Dilution Factor: 1

Soil Extract Vol.: GC Column: Rtx-624 ID: 0.25(mm)

% Moisture: Level: (low/med) Low

Analysis Batch No.: 201425 Units: ug/L

CAS NO.	SURROGATE	%REC	Q	LIMITS
17060-07-0	1,2-Dichloroethane-d4 (Surr)	119		70-130
460-00-4	Bromofluorobenzene	93		70-130
2037-26-5	Toluene-d8 (Surr)	98		70-130
1868-53-7	Dibromofluoromethane (Surr)	116		70-130

FORM I
GC/MS VOA ORGANICS ANALYSIS DATA SHEET
TENTATIVELY IDENTIFIED COMPOUNDS

Lab Name: TestAmerica Edison Job No.: 460-69122-1

SDG No.:

Client Sample ID: MW-2D-B Lab Sample ID: 460-69122-2

Matrix: Water Lab File ID: B64506.D

Analysis Method: 8260B Date Collected: 12/31/2013 09:20

Sample wt/vol: 5(mL) Date Analyzed: 01/07/2014 15:02

Soil Aliquot Vol: Dilution Factor: 1

Soil Extract Vol.: GC Column: Rtx-624 ID: 0.25(mm)

% Moisture: Level: (low/med) Low

Analysis Batch No.: 201425 Units: ug/L

Number TICs Found: 0 TIC Result Total: 0

CAS NO.	COMPOUND NAME	RT	RESULT	Q
	Tentatively Identified Compound		None	

TestAmerica Edison
Target Compound Quantitation Report

Data File: \\EDICHROM\ChromData\CVOAMS2\20140107-8610.b\B64506.D
Lims ID: 460-69122-B-2 Lab Sample ID: 460-69122-2
Client ID: MW-2D-B
Sample Type: Client
Inject. Date: 07-Jan-2014 15:02:30 ALS Bottle#: 20 Worklist Smp#: 21
Purge Vol: 5.000 mL Dil. Factor: 1.0000
Sample Info: 460-69122-B-2
Misc. Info.: 460-0008610-021
Operator ID: Instrument ID: CVOAMS2

Method: \\EDICHROM\ChromData\CVOAMS2\20140107-8610.b\8260W_2.m
Limit Group: VOA - 8260B Water and Solid
Last Update: 08-Jan-2014 06:22:15 Calib Date: 13-Dec-2013 14:51:30
Integrator: RTE ID Type: Deconvolution ID
Quant Method: Internal Standard Quant By: Initial Calibration
Last ICal File: \\EDICHROM\ChromData\CVOAMS2\20131213-7772.b\B63528.D

Column 1 : Rtx-624 (0.25 mm) Detector MS SCAN
Process Host: XAWRK034

First Level Reviewer: moroneyc Date: 08-Jan-2014 06:21:05

Compound	Sig	RT (min.)	Exp RT (min.)	Dlt RT (min.)	Q	Response	On-Col Amt ug/l	Flags
21 Carbon disulfide	76	2.443	2.435	0.008	96	3999	0.4130	
* 26 TBA-d9 (IS)	65	2.772	2.772	0.0	60	189008	1000.0	
47 Chloroform	83	4.278	4.278	0.0	69	1891	0.3197	
$ 57 Dibromofluoromethane (Surr)	113	4.451	4.459	-0.008	97	195629	58.2	
$ 53 1,2-Dichloroethane-d4 (Surr)	65	4.846	4.854	-0.008	86	248097	59.3	
* 58 Fluorobenzene	96	5.175	5.175	0.0	98	538550	50.0	
* 65 1,4-Dioxane-d8	96	6.031	6.039	-0.008	82	14650	1000.0	s
$ 76 Toluene-d8 (Surr)	98	7.175	7.175	0.0	98	570564	49.2	
* 87 Chlorobenzene-d5	117	8.747	8.747	0.0	87	466217	50.0	
$ 97 4-Bromofluorobenzene	174	9.842	9.842	0.0	89	188627	46.5	
* 115 1,4-Dichlorobenzene-d4	152	10.796	10.796	0.0	97	237953	50.0	

QC Flag Legend

Processing Flags
s - Failed ISTD Recovery Test

Report Date: 08-Jan-2014 06:23:14 Chrom Revision: 2.1 15-Oct-2013 07:52:24

TestAmerica Edison

Data File: \\EDICHROM\ChromData\CVOAMS2\20140107-8610.b\B64506.D

Injection Date:	07-Jan-2014 15:02:30	Instrument ID:	CVOAMS2	Operator ID:	
Lims ID:	460-69122-B-2	Lab Sample ID:	460-69122-2	Worklist Smp#:	21
Client ID:	MW-2D-B				
Purge Vol:	5.000 mL	Dil. Factor:	1.0000	ALS Bottle#:	20
Method:	8260W_2	Limit Group:	VOA - 8260B Water and Solid		

Column: Rtx-624 (0.25 mm)

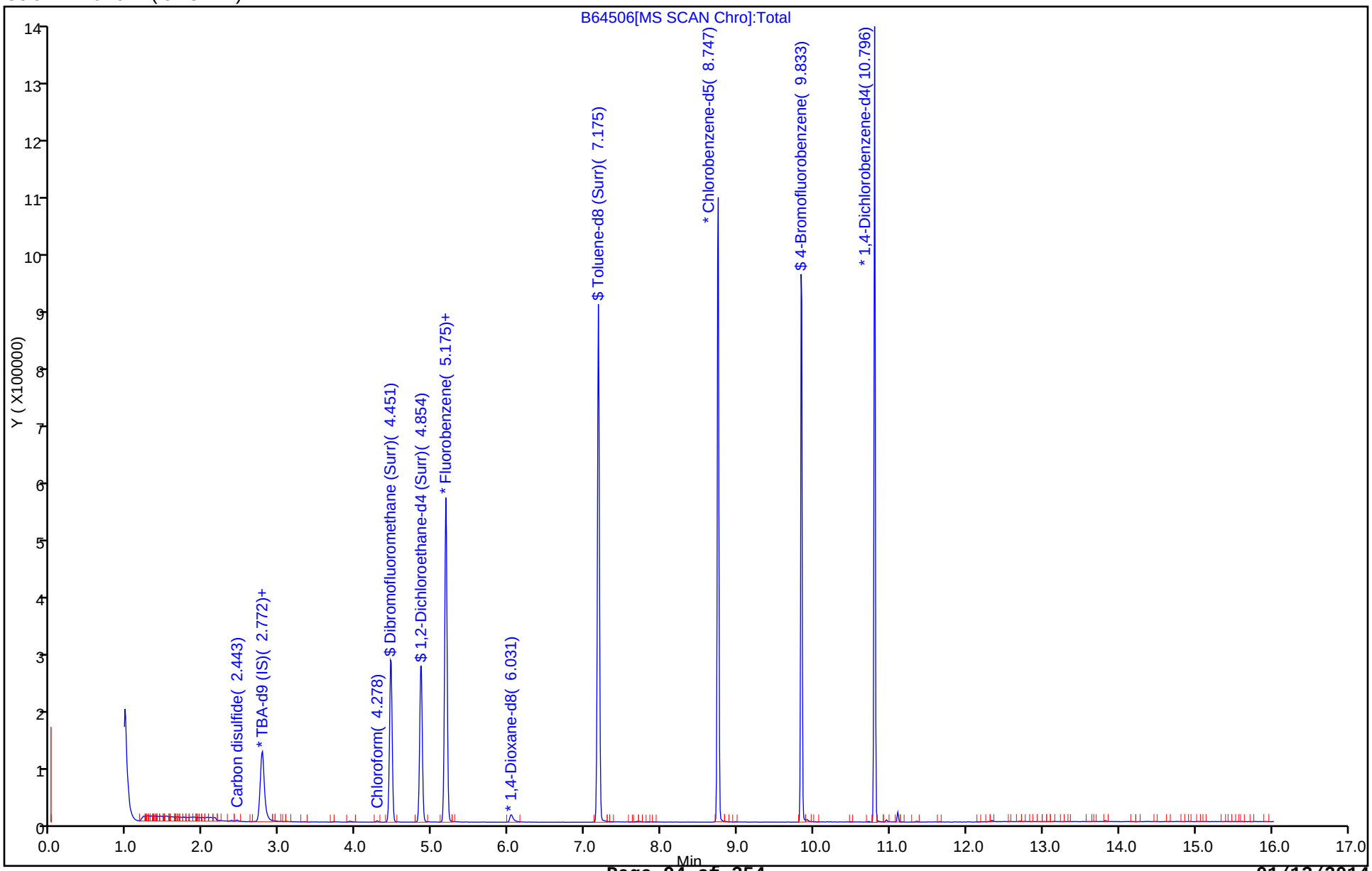

Report Date: 08-Jan-2014 06:23:15 Chrom Revision: 2.1 15-Oct-2013 07:52:24

TestAmerica Edison

Data File: \\EDICHROM\ChromData\CVOAMS2\20140107-8610.b\B64506.D

Injection Date:	07-Jan-2014 15:02:30	Instrument ID:	CVOAMS2		
Lims ID:	460-69122-B-2	Lab Sample ID:	460-69122-2		
Client ID:	MW-2D-B				
Operator ID:		ALS Bottle#:	20	Worklist Smp#:	21
Purge Vol:	5.000 mL	Dil. Factor:	1.0000		
Method:	8260W_2	Limit Group:	VOA - 8260B Water and Solid		
Column:	Rtx-624 (0.25 mm)	Detector	MS SCAN		

21 Carbon disulfide, CAS: 75-15-0

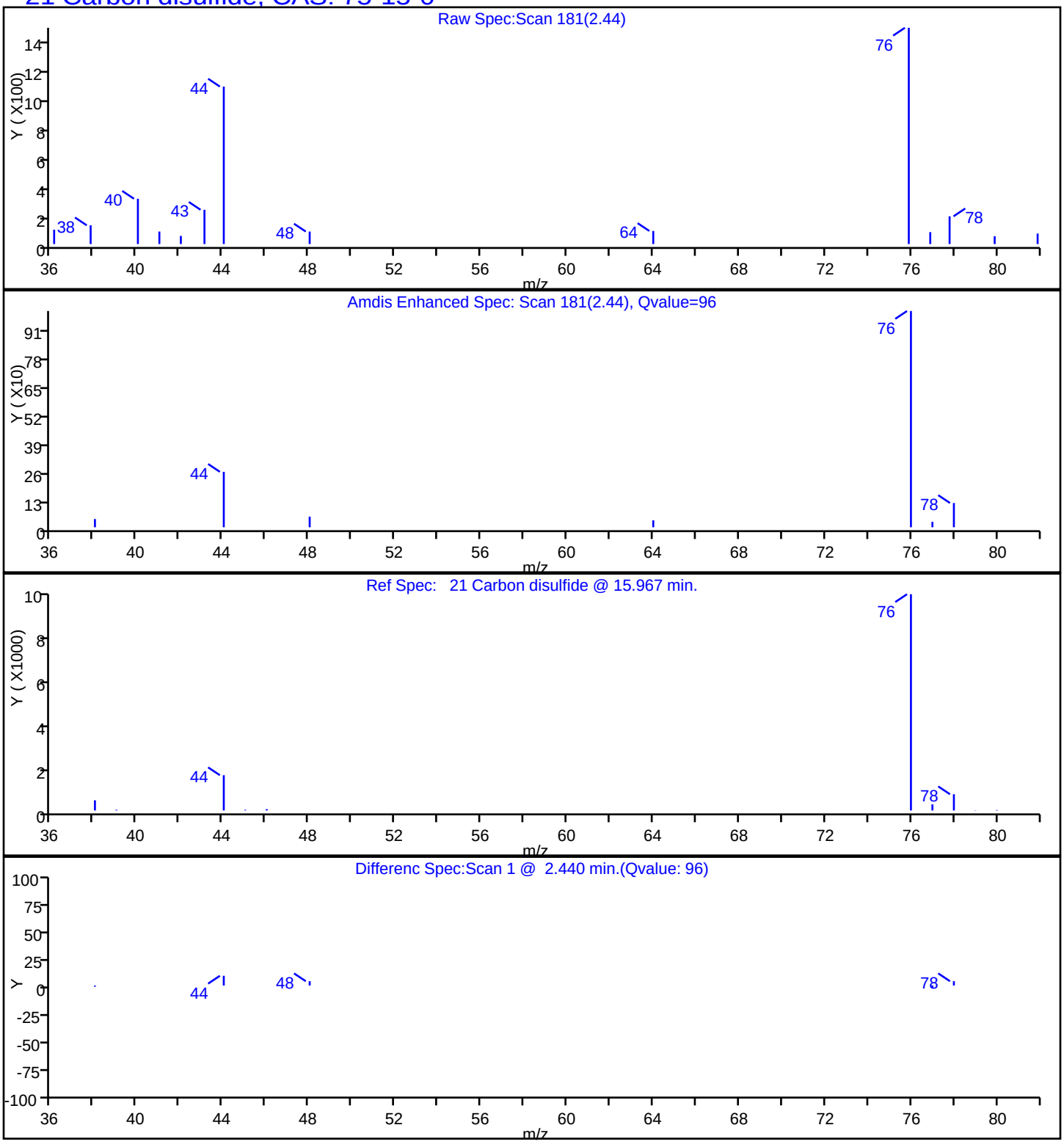

Report Date: 08-Jan-2014 06:23:15 Chrom Revision: 2.1 15-Oct-2013 07:52:24

TestAmerica Edison

Data File: \\EDICHROM\ChromData\CVOAMS2\20140107-8610.b\B64506.D

Injection Date:	07-Jan-2014 15:02:30	Instrument ID:	CVOAMS2		
Lims ID:	460-69122-B-2	Lab Sample ID:	460-69122-2		
Client ID:	MW-2D-B				
Operator ID:		ALS Bottle#:	20	Worklist Smp#:	21
Purge Vol:	5.000 mL	Dil. Factor:	1.0000		
Method:	8260W_2	Limit Group:	VOA - 8260B Water and Solid		
Column:	Rtx-624 (0.25 mm)	Detector	MS SCAN		

47 Chloroform, CAS: 67-66-3

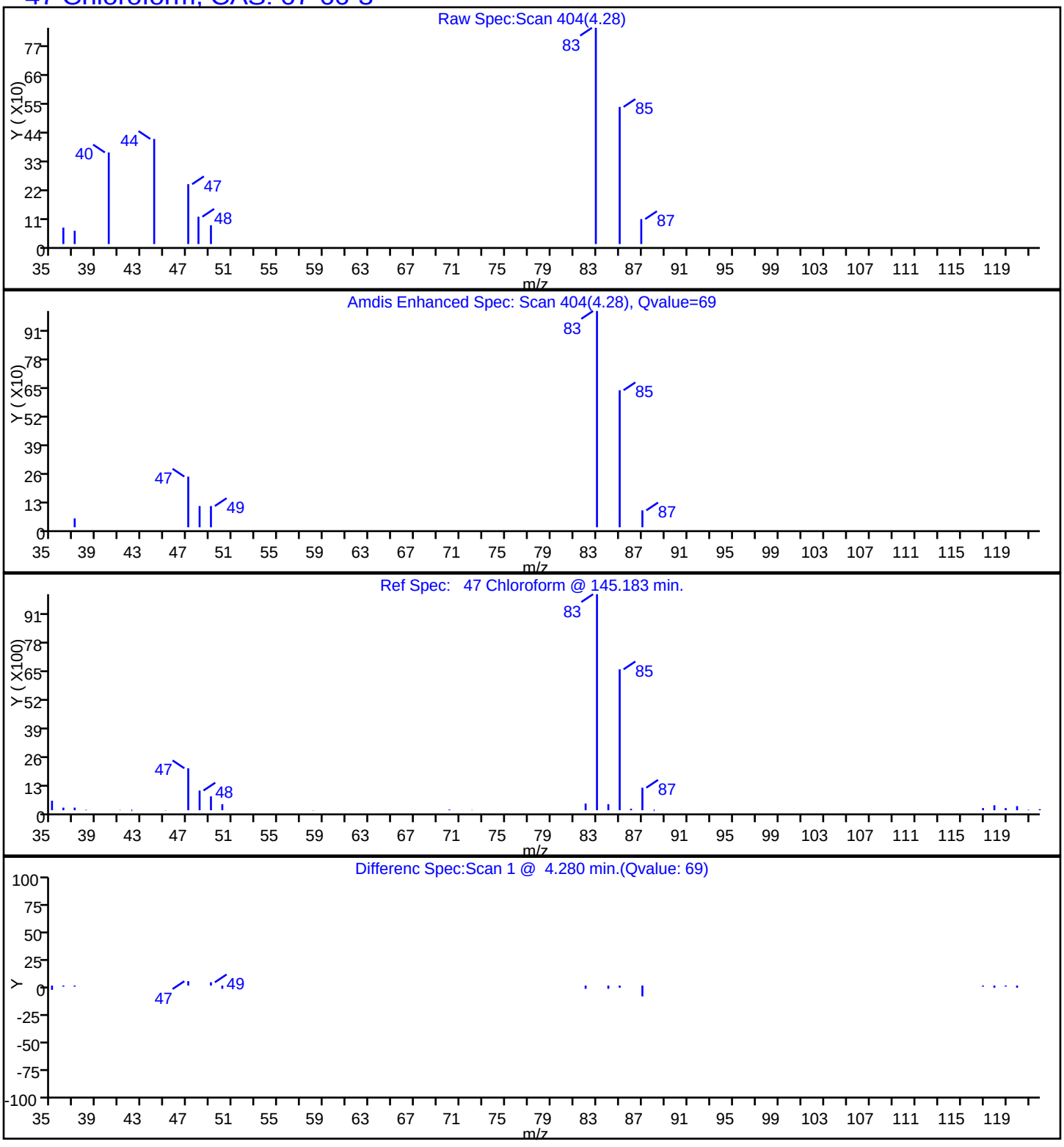

FORM I
GC/MS VOA ORGANICS ANALYSIS DATA SHEET

Lab Name: TestAmerica Edison | Job No.: 460-69122-1

SDG No.:

Client Sample ID: MW-2I-A | Lab Sample ID: 460-69122-3

Matrix: Water | Lab File ID: B64507.D

Analysis Method: 8260B | Date Collected: 12/31/2013 09:45

Sample wt/vol: 5(mL) | Date Analyzed: 01/07/2014 15:25

Soil Aliquot Vol: | Dilution Factor: 1

Soil Extract Vol.: | GC Column: Rtx-624 ID: 0.25(mm)

% Moisture: | Level: (low/med) Low

Analysis Batch No.: 201425 | Units: ug/L

CAS NO.	COMPOUND NAME	RESULT	Q	RL	MDL
74-87-3	Chloromethane	0.10	U	1.0	0.10
74-83-9	Bromomethane	0.18	U	1.0	0.18
75-01-4	Vinyl chloride	0.14	U	1.0	0.14
75-00-3	Chloroethane	0.17	U	1.0	0.17
75-09-2	Methylene Chloride	0.18	U	1.0	0.18
67-64-1	Acetone	2.7	U *	5.0	2.7
75-15-0	Carbon disulfide	0.13	U	1.0	0.13
75-35-4	1,1-Dichloroethene	0.090	U	1.0	0.090
75-34-3	1,1-Dichloroethane	0.13	U	1.0	0.13
156-60-5	trans-1,2-Dichloroethene	0.13	U	1.0	0.13
156-59-2	cis-1,2-Dichloroethene	0.18	U	1.0	0.18
67-66-3	Chloroform	1.0		1.0	0.080
107-06-2	1,2-Dichloroethane	0.19	U	1.0	0.19
78-93-3	2-Butanone	2.3	U	5.0	2.3
71-55-6	1,1,1-Trichloroethane	0.060	U	1.0	0.060
56-23-5	Carbon tetrachloride	0.060	U	1.0	0.060
75-27-4	Bromodichloromethane	0.12	U	1.0	0.12
78-87-5	1,2-Dichloropropane	0.090	U	1.0	0.090
10061-01-5	cis-1,3-Dichloropropene	0.18	U	1.0	0.18
79-01-6	Trichloroethene	0.14	J	1.0	0.090
124-48-1	Dibromochloromethane	0.20	U	1.0	0.20
79-00-5	1,1,2-Trichloroethane	0.19	U	1.0	0.19
71-43-2	Benzene	0.080	U	1.0	0.080
10061-02-6	trans-1,3-Dichloropropene	0.24	U	1.0	0.24
75-25-2	Bromoform	0.19	U	1.0	0.19
108-10-1	4-Methyl-2-pentanone	0.99	U	5.0	0.99
591-78-6	2-Hexanone	0.50	U	5.0	0.50
127-18-4	Tetrachloroethene	0.20	J	1.0	0.10
79-34-5	1,1,2,2-Tetrachloroethane	0.16	U	1.0	0.16
108-88-3	Toluene	0.15	U	1.0	0.15
108-90-7	Chlorobenzene	0.11	U	1.0	0.11
100-41-4	Ethylbenzene	0.10	U	1.0	0.10
100-42-5	Styrene	0.12	U	1.0	0.12
1330-20-7	Xylenes, Total	0.13	U	2.0	0.13

FORM I
GC/MS VOA ORGANICS ANALYSIS DATA SHEET

Lab Name: TestAmerica Edison Job No.: 460-69122-1

SDG No.:

Client Sample ID: MW-2I-A Lab Sample ID: 460-69122-3

Matrix: Water Lab File ID: B64507.D

Analysis Method: 8260B Date Collected: 12/31/2013 09:45

Sample wt/vol: 5(mL) Date Analyzed: 01/07/2014 15:25

Soil Aliquot Vol: Dilution Factor: 1

Soil Extract Vol.: GC Column: Rtx-624 ID: 0.25(mm)

% Moisture: Level: (low/med) Low

Analysis Batch No.: 201425 Units: ug/L

CAS NO.	SURROGATE	%REC	Q	LIMITS
17060-07-0	1,2-Dichloroethane-d4 (Surr)	114		70-130
460-00-4	Bromofluorobenzene	85		70-130
2037-26-5	Toluene-d8 (Surr)	92		70-130
1868-53-7	Dibromofluoromethane (Surr)	112		70-130

FORM I
GC/MS VOA ORGANICS ANALYSIS DATA SHEET
TENTATIVELY IDENTIFIED COMPOUNDS

Lab Name: TestAmerica Edison Job No.: 460-69122-1

SDG No.:

Client Sample ID: MW-2I-A Lab Sample ID: 460-69122-3

Matrix: Water Lab File ID: B64507.D

Analysis Method: 8260B Date Collected: 12/31/2013 09:45

Sample wt/vol: 5(mL) Date Analyzed: 01/07/2014 15:25

Soil Aliquot Vol: Dilution Factor: 1

Soil Extract Vol.: GC Column: Rtx-624 ID: 0.25(mm)

% Moisture: Level: (low/med) Low

Analysis Batch No.: 201425 Units: ug/L

Number TICs Found: 0 TIC Result Total: 0

CAS NO.	COMPOUND NAME	RT	RESULT	Q
	Tentatively Identified Compound		None	

TestAmerica Edison
Target Compound Quantitation Report

Data File: \\EDICHROM\ChromData\CVOAMS2\20140107-8610.b\B64507.D
Lims ID: 460-69122-B-3 Lab Sample ID: 460-69122-3
Client ID: MW-2I-A
Sample Type: Client
Inject. Date: 07-Jan-2014 15:25:30 ALS Bottle#: 21 Worklist Smp#: 22
Purge Vol: 5.000 mL Dil. Factor: 1.0000
Sample Info: 460-69122-B-3
Misc. Info.: 460-0008610-022
Operator ID: Instrument ID: CVOAMS2

Method: \\EDICHROM\ChromData\CVOAMS2\20140107-8610.b\8260W_2.m
Limit Group: VOA - 8260B Water and Solid
Last Update: 08-Jan-2014 06:24:12 Calib Date: 13-Dec-2013 14:51:30
Integrator: RTE ID Type: RT Order ID
Quant Method: Internal Standard Quant By: Initial Calibration
Last ICal File: \\EDICHROM\ChromData\CVOAMS2\20131213-7772.b\B63528.D

Column 1 : Rtx-624 (0.25 mm) Detector MS SCAN
Process Host: XAWRK034

First Level Reviewer: moroneyc Date: 08-Jan-2014 06:21:36

Compound	Sig	RT (min.)	Exp RT (min.)	Dlt RT (min.)	Q	Response	On-Col Amt ug/l	Flags
* 26 TBA-d9 (IS)	65	2.764	2.772	-0.008	60	186918	1000.0	
47 Chloroform	83	4.278	4.278	0.0	85	6029	1.01	
$ 57 Dibromofluoromethane (Surr)	113	4.451	4.459	-0.008	96	189857	55.9	
$ 53 1,2-Dichloroethane-d4 (Surr)	65	4.846	4.854	-0.008	86	240287	56.9	
* 58 Fluorobenzene	96	5.175	5.175	0.0	98	544469	50.0	
60 Trichloroethene	95	5.595	5.603	-0.008	47	492	0.1450	
* 65 1,4-Dioxane-d8	96	6.031	6.039	-0.008	87	14202	1000.0	s
$ 76 Toluene-d8 (Surr)	98	7.175	7.175	0.0	98	547967	46.1	
81 Tetrachloroethene	166	7.833	7.842	-0.009	62	655	0.2029	
* 87 Chlorobenzene-d5	117	8.747	8.747	0.0	87	477943	50.0	
$ 97 4-Bromofluorobenzene	174	9.841	9.842	-0.001	88	177573	42.7	
* 115 1,4-Dichlorobenzene-d4	152	10.796	10.796	0.0	98	287918	50.0	

QC Flag Legend

Processing Flags
s - Failed ISTD Recovery Test

Report Date: 08-Jan-2014 06:24:12 Chrom Revision: 2.1 15-Oct-2013 07:52:24

TestAmerica Edison

Data File: \\EDICHROM\ChromData\CVOAMS2\20140107-8610.b\B64507.D

Injection Date:	07-Jan-2014 15:25:30	Instrument ID:	CVOAMS2	Operator ID:	
Lims ID:	460-69122-B-3	Lab Sample ID:	460-69122-3	Worklist Smp#:	22
Client ID:	MW-2I-A				
Purge Vol:	5.000 mL	Dil. Factor:	1.0000	ALS Bottle#:	21
Method:	8260W_2	Limit Group:	VOA - 8260B Water and Solid		

Column: Rtx-624 (0.25 mm)

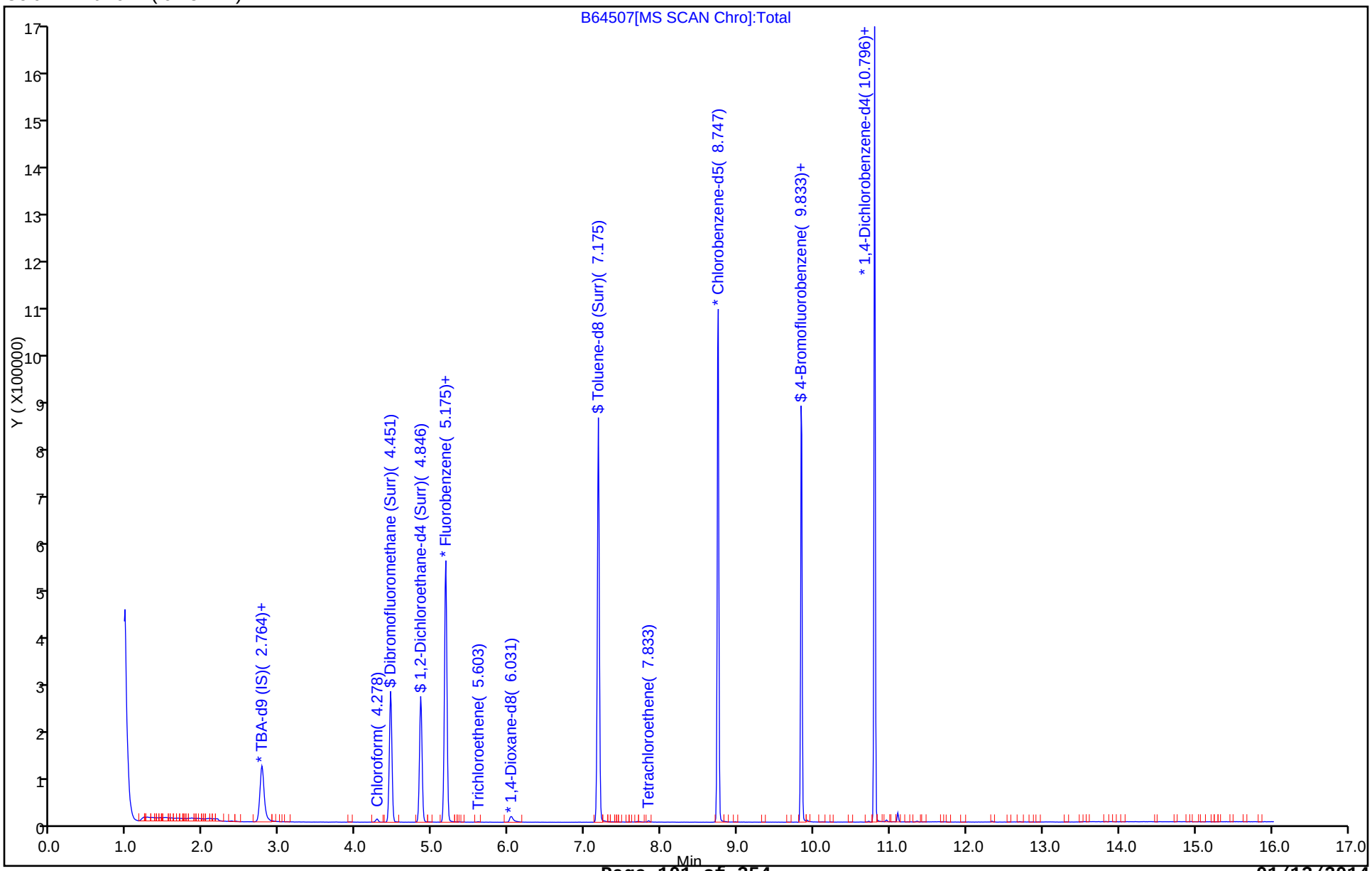

Report Date: 08-Jan-2014 06:24:12 Chrom Revision: 2.1 15-Oct-2013 07:52:24

TestAmerica Edison

Data File: \\EDICHROM\ChromData\CVOAMS2\20140107-8610.b\B64507.D

Injection Date:	07-Jan-2014 15:25:30	Instrument ID:	CVOAMS2		
Lims ID:	460-69122-B-3	Lab Sample ID:	460-69122-3		
Client ID:	MW-2I-A				
Operator ID:		ALS Bottle#:	21	Worklist Smp#:	22
Purge Vol:	5.000 mL	Dil. Factor:	1.0000		
Method:	8260W_2	Limit Group:	VOA - 8260B Water and Solid		
Column:	Rtx-624 (0.25 mm)	Detector	MS SCAN		

47 Chloroform, CAS: 67-66-3

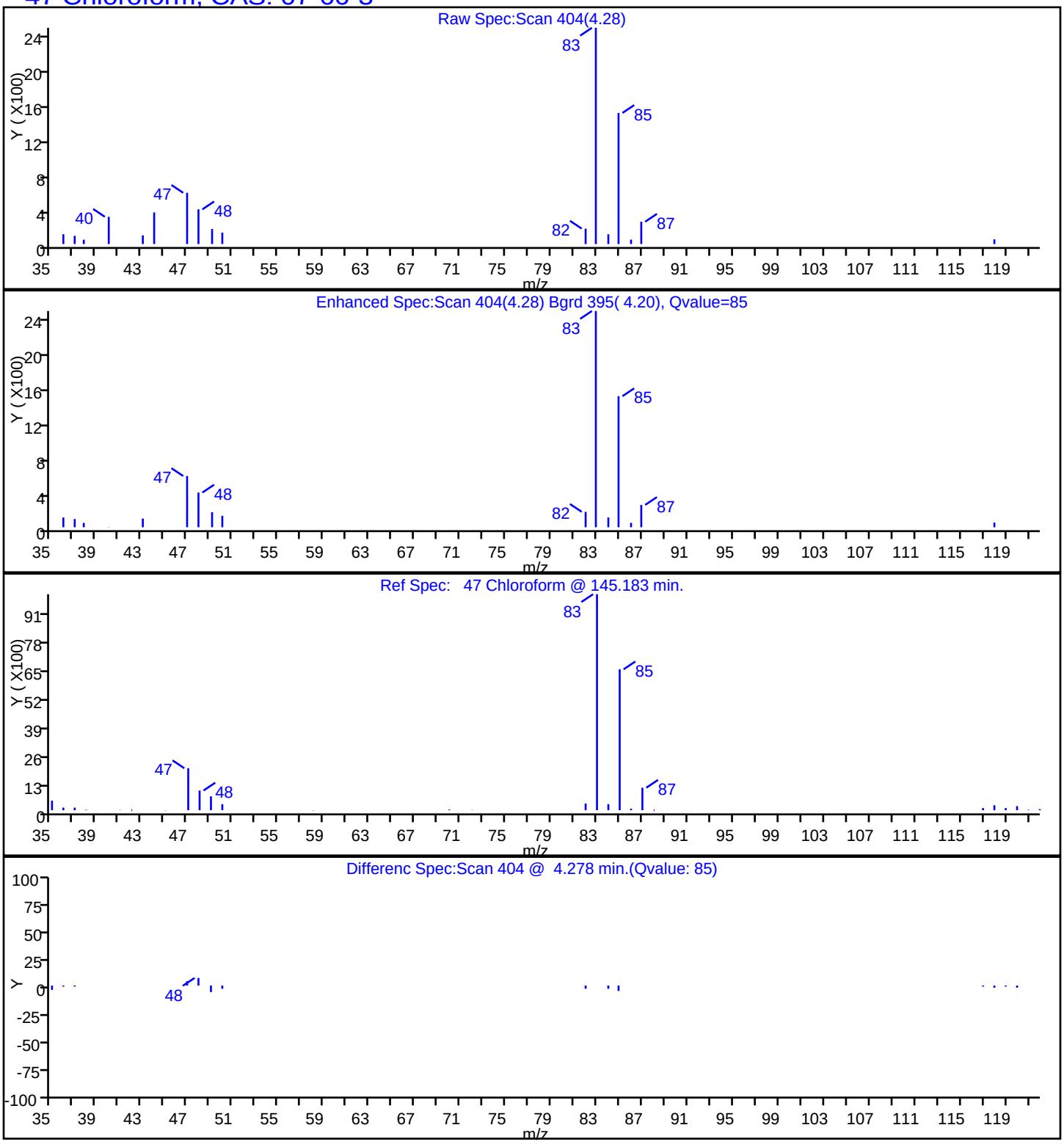

Report Date: 08-Jan-2014 06:24:12 Chrom Revision: 2.1 15-Oct-2013 07:52:24

TestAmerica Edison

Data File: \\EDICHROM\ChromData\CVOAMS2\20140107-8610.b\B64507.D

Injection Date:	07-Jan-2014 15:25:30	Instrument ID:	CVOAMS2
Lims ID:	460-69122-B-3	Lab Sample ID:	460-69122-3
Client ID:	MW-2I-A		
Operator ID:		ALS Bottle#:	21 Worklist Smp#: 22
Purge Vol:	5.000 mL	Dil. Factor:	1.0000
Method:	8260W_2	Limit Group:	VOA - 8260B Water and Solid
Column:	Rtx-624 (0.25 mm)	Detector	MS SCAN

60 Trichloroethene, CAS: 79-01-6

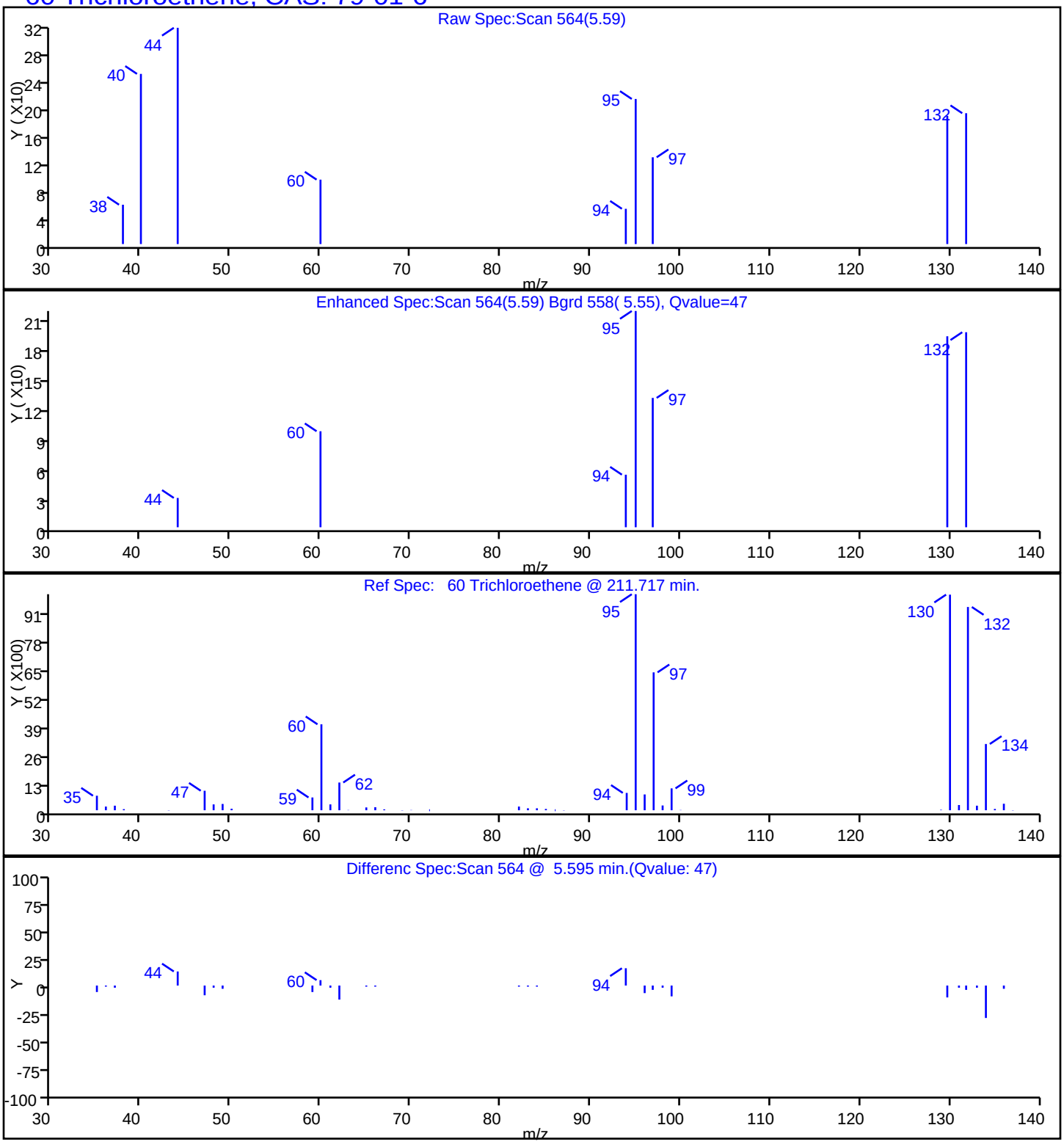

Report Date: 08-Jan-2014 06:24:12 Chrom Revision: 2.1 15-Oct-2013 07:52:24

TestAmerica Edison

Data File: \\EDICHROM\ChromData\CVOAMS2\20140107-8610.b\B64507.D

Injection Date:	07-Jan-2014 15:25:30	Instrument ID:	CVOAMS2
Lims ID:	460-69122-B-3	Lab Sample ID:	460-69122-3
Client ID:	MW-2I-A		
Operator ID:		ALS Bottle#:	21 Worklist Smp#: 22
Purge Vol:	5.000 mL	Dil. Factor:	1.0000
Method:	8260W_2	Limit Group:	VOA - 8260B Water and Solid
Column:	Rtx-624 (0.25 mm)	Detector	MS SCAN

81 Tetrachloroethene, CAS: 127-18-4

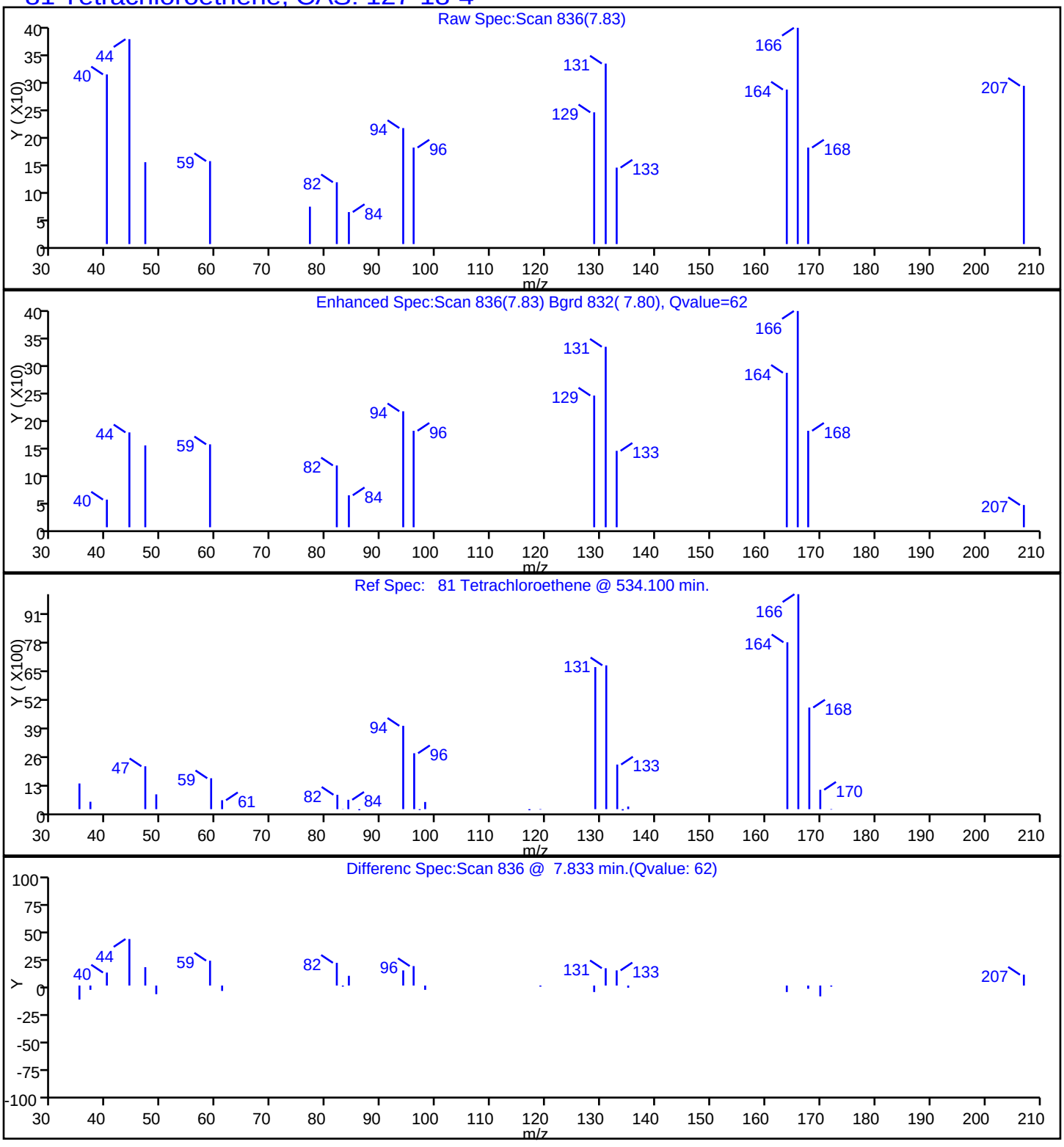

FORM I
GC/MS VOA ORGANICS ANALYSIS DATA SHEET

Lab Name: TestAmerica Edison | Job No.: 460-69122-1

SDG No.:

Client Sample ID: MW-2I-B | Lab Sample ID: 460-69122-4

Matrix: Water | Lab File ID: B64508.D

Analysis Method: 8260B | Date Collected: 12/31/2013 09:50

Sample wt/vol: 5(mL) | Date Analyzed: 01/07/2014 15:48

Soil Aliquot Vol: | Dilution Factor: 1

Soil Extract Vol.: | GC Column: Rtx-624 ID: 0.25(mm)

% Moisture: | Level: (low/med) Low

Analysis Batch No.: 201425 | Units: ug/L

CAS NO.	COMPOUND NAME	RESULT	Q	RL	MDL
74-87-3	Chloromethane	0.10	U	1.0	0.10
74-83-9	Bromomethane	0.18	U	1.0	0.18
75-01-4	Vinyl chloride	0.14	U	1.0	0.14
75-00-3	Chloroethane	0.17	U	1.0	0.17
75-09-2	Methylene Chloride	0.18	U	1.0	0.18
67-64-1	Acetone	2.7	U *	5.0	2.7
75-15-0	Carbon disulfide	0.13	U	1.0	0.13
75-35-4	1,1-Dichloroethene	0.090	U	1.0	0.090
75-34-3	1,1-Dichloroethane	0.13	U	1.0	0.13
156-60-5	trans-1,2-Dichloroethene	0.13	U	1.0	0.13
156-59-2	cis-1,2-Dichloroethene	0.18	U	1.0	0.18
67-66-3	Chloroform	1.0		1.0	0.080
107-06-2	1,2-Dichloroethane	0.19	U	1.0	0.19
78-93-3	2-Butanone	2.3	U	5.0	2.3
71-55-6	1,1,1-Trichloroethane	0.060	U	1.0	0.060
56-23-5	Carbon tetrachloride	0.060	U	1.0	0.060
75-27-4	Bromodichloromethane	0.12	U	1.0	0.12
78-87-5	1,2-Dichloropropane	0.090	U	1.0	0.090
10061-01-5	cis-1,3-Dichloropropene	0.18	U	1.0	0.18
79-01-6	Trichloroethene	0.15	J	1.0	0.090
124-48-1	Dibromochloromethane	0.20	U	1.0	0.20
79-00-5	1,1,2-Trichloroethane	0.19	U	1.0	0.19
71-43-2	Benzene	0.080	U	1.0	0.080
10061-02-6	trans-1,3-Dichloropropene	0.24	U	1.0	0.24
75-25-2	Bromoform	0.19	U	1.0	0.19
108-10-1	4-Methyl-2-pentanone	0.99	U	5.0	0.99
591-78-6	2-Hexanone	0.50	U	5.0	0.50
127-18-4	Tetrachloroethene	0.15	J	1.0	0.10
79-34-5	1,1,2,2-Tetrachloroethane	0.16	U	1.0	0.16
108-88-3	Toluene	0.15	U	1.0	0.15
108-90-7	Chlorobenzene	0.11	U	1.0	0.11
100-41-4	Ethylbenzene	0.10	U	1.0	0.10
100-42-5	Styrene	0.12	U	1.0	0.12
1330-20-7	Xylenes, Total	0.13	U	2.0	0.13

FORM I
GC/MS VOA ORGANICS ANALYSIS DATA SHEET

Lab Name: TestAmerica Edison Job No.: 460-69122-1

SDG No.:

Client Sample ID: MW-2I-B Lab Sample ID: 460-69122-4

Matrix: Water Lab File ID: B64508.D

Analysis Method: 8260B Date Collected: 12/31/2013 09:50

Sample wt/vol: 5(mL) Date Analyzed: 01/07/2014 15:48

Soil Aliquot Vol: Dilution Factor: 1

Soil Extract Vol.: GC Column: Rtx-624 ID: 0.25(mm)

% Moisture: Level: (low/med) Low

Analysis Batch No.: 201425 Units: ug/L

CAS NO.	SURROGATE	%REC	Q	LIMITS
17060-07-0	1,2-Dichloroethane-d4 (Surr)	115		70-130
460-00-4	Bromofluorobenzene	86		70-130
2037-26-5	Toluene-d8 (Surr)	93		70-130
1868-53-7	Dibromofluoromethane (Surr)	114		70-130

FORM I
GC/MS VOA ORGANICS ANALYSIS DATA SHEET
TENTATIVELY IDENTIFIED COMPOUNDS

Lab Name: TestAmerica Edison Job No.: 460-69122-1

SDG No.:

Client Sample ID: MW-2I-B Lab Sample ID: 460-69122-4

Matrix: Water Lab File ID: B64508.D

Analysis Method: 8260B Date Collected: 12/31/2013 09:50

Sample wt/vol: 5(mL) Date Analyzed: 01/07/2014 15:48

Soil Aliquot Vol: Dilution Factor: 1

Soil Extract Vol.: GC Column: Rtx-624 ID: 0.25(mm)

% Moisture: Level: (low/med) Low

Analysis Batch No.: 201425 Units: ug/L

Number TICs Found: 0 TIC Result Total: 0

CAS NO.	COMPOUND NAME	RT	RESULT	Q
	Tentatively Identified Compound		None	

TestAmerica Edison
Target Compound Quantitation Report

Data File: \\EDICHROM\ChromData\CVOAMS2\20140107-8610.b\B64508.D
Lims ID: 460-69122-B-4 Lab Sample ID: 460-69122-4
Client ID: MW-2I-B
Sample Type: Client
Inject. Date: 07-Jan-2014 15:48:30 ALS Bottle#: 22 Worklist Smp#: 23
Purge Vol: 5.000 mL Dil. Factor: 1.0000
Sample Info: 460-69122-B-4
Misc. Info.: 460-0008610-023
Operator ID: Instrument ID: CVOAMS2

Method: \\EDICHROM\ChromData\CVOAMS2\20140107-8610.b\8260W_2.m
Limit Group: VOA - 8260B Water and Solid
Last Update: 08-Jan-2014 06:22:15 Calib Date: 13-Dec-2013 14:51:30
Integrator: RTE ID Type: Deconvolution ID
Quant Method: Internal Standard Quant By: Initial Calibration
Last ICal File: \\EDICHROM\ChromData\CVOAMS2\20131213-7772.b\B63528.D

Column 1 : Rtx-624 (0.25 mm) Detector MS SCAN
Process Host: XAWRK034

First Level Reviewer: moroneyc Date: 08-Jan-2014 06:22:15

Compound	Sig	RT (min.)	Exp RT (min.)	Dlt RT (min.)	Q	Response	On-Col Amt ug/l	Flags
* 26 TBA-d9 (IS)	65	2.772	2.772	0.0	59	179354	1000.0	
47 Chloroform	83	4.278	4.278	0.0	83	6018	1.00	
$ 57 Dibromofluoromethane (Surr)	113	4.459	4.459	0.0	97	193603	56.9	
$ 53 1,2-Dichloroethane-d4 (Surr)	65	4.854	4.854	0.0	86	244252	57.7	
* 58 Fluorobenzene	96	5.175	5.175	0.0	98	545362	50.0	
60 Trichloroethene	95	5.603	5.603	0.0	53	513	0.1509	
* 65 1,4-Dioxane-d8	96	6.031	6.039	-0.008	87	13783	1000.0	s
$ 76 Toluene-d8 (Surr)	98	7.175	7.175	0.0	98	562191	46.7	
81 Tetrachloroethene	166	7.834	7.842	-0.008	58	492	0.1505	
* 87 Chlorobenzene-d5	117	8.747	8.747	0.0	87	484089	50.0	
$ 97 4-Bromofluorobenzene	174	9.842	9.842	0.0	88	181453	43.0	
* 115 1,4-Dichlorobenzene-d4	152	10.796	10.796	0.0	98	291480	50.0	

QC Flag Legend

Processing Flags
s - Failed ISTD Recovery Test

Report Date: 08-Jan-2014 06:23:16 Chrom Revision: 2.1 15-Oct-2013 07:52:24

TestAmerica Edison

Data File: \\EDICHROM\ChromData\CVOAMS2\20140107-8610.b\B64508.D

Injection Date:	07-Jan-2014 15:48:30	Instrument ID:	CVOAMS2	Operator ID:	
Lims ID:	460-69122-B-4	Lab Sample ID:	460-69122-4	Worklist Smp#:	23
Client ID:	MW-2I-B				
Purge Vol:	5.000 mL	Dil. Factor:	1.0000	ALS Bottle#:	22
Method:	8260W_2	Limit Group:	VOA - 8260B Water and Solid		

Column: Rtx-624 (0.25 mm)

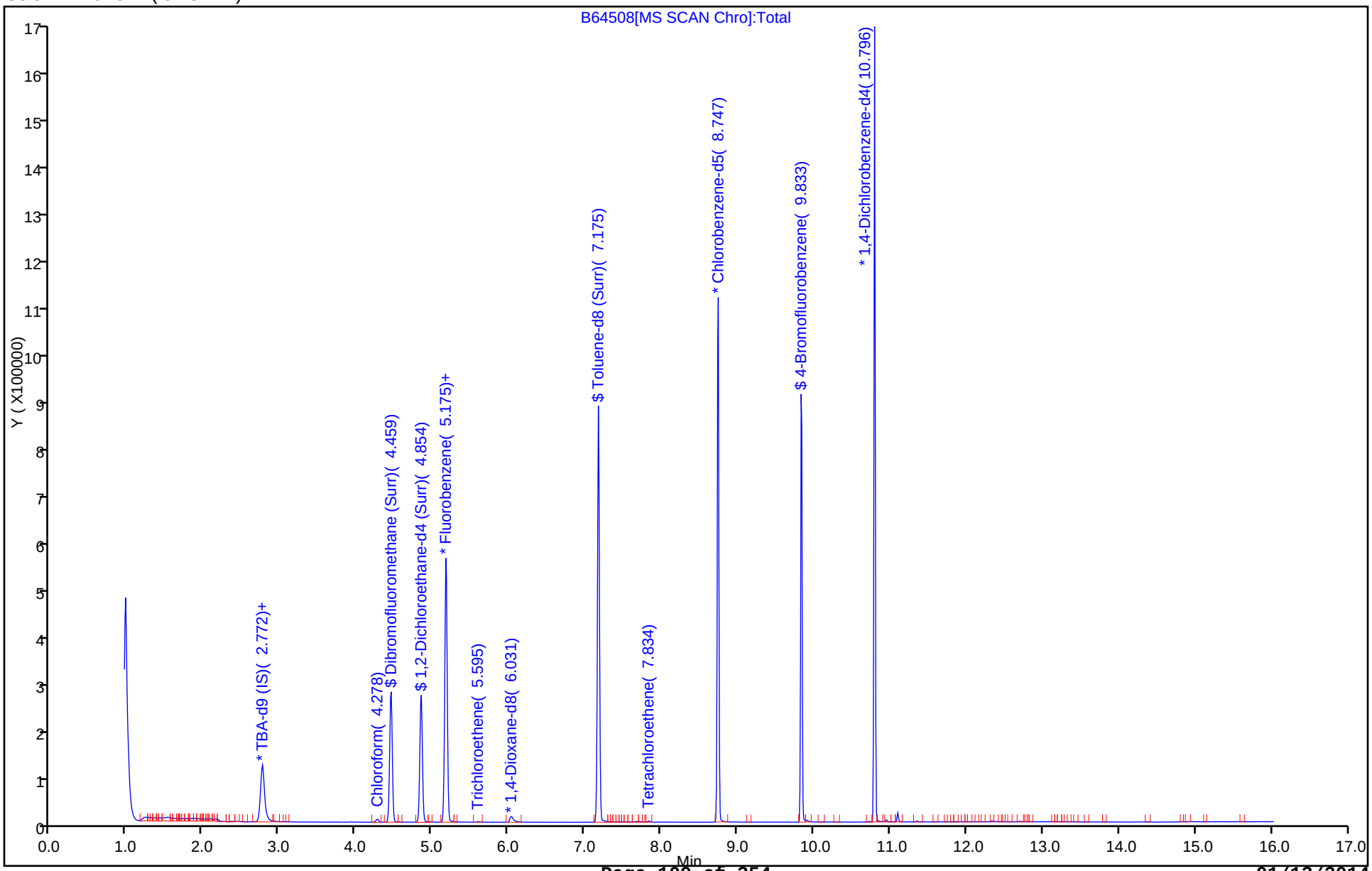

Report Date: 08-Jan-2014 06:23:16 Chrom Revision: 2.1 15-Oct-2013 07:52:24

TestAmerica Edison

Data File: \\EDICHROM\ChromData\CVOAMS2\20140107-8610.b\B64508.D

Injection Date:	07-Jan-2014 15:48:30	Instrument ID:	CVOAMS2
Lims ID:	460-69122-B-4	Lab Sample ID:	460-69122-4
Client ID:	MW-2I-B		
Operator ID:		ALS Bottle#:	22 Worklist Smp#: 23
Purge Vol:	5.000 mL	Dil. Factor:	1.0000
Method:	8260W_2	Limit Group:	VOA - 8260B Water and Solid
Column:	Rtx-624 (0.25 mm)	Detector	MS SCAN

47 Chloroform, CAS: 67-66-3

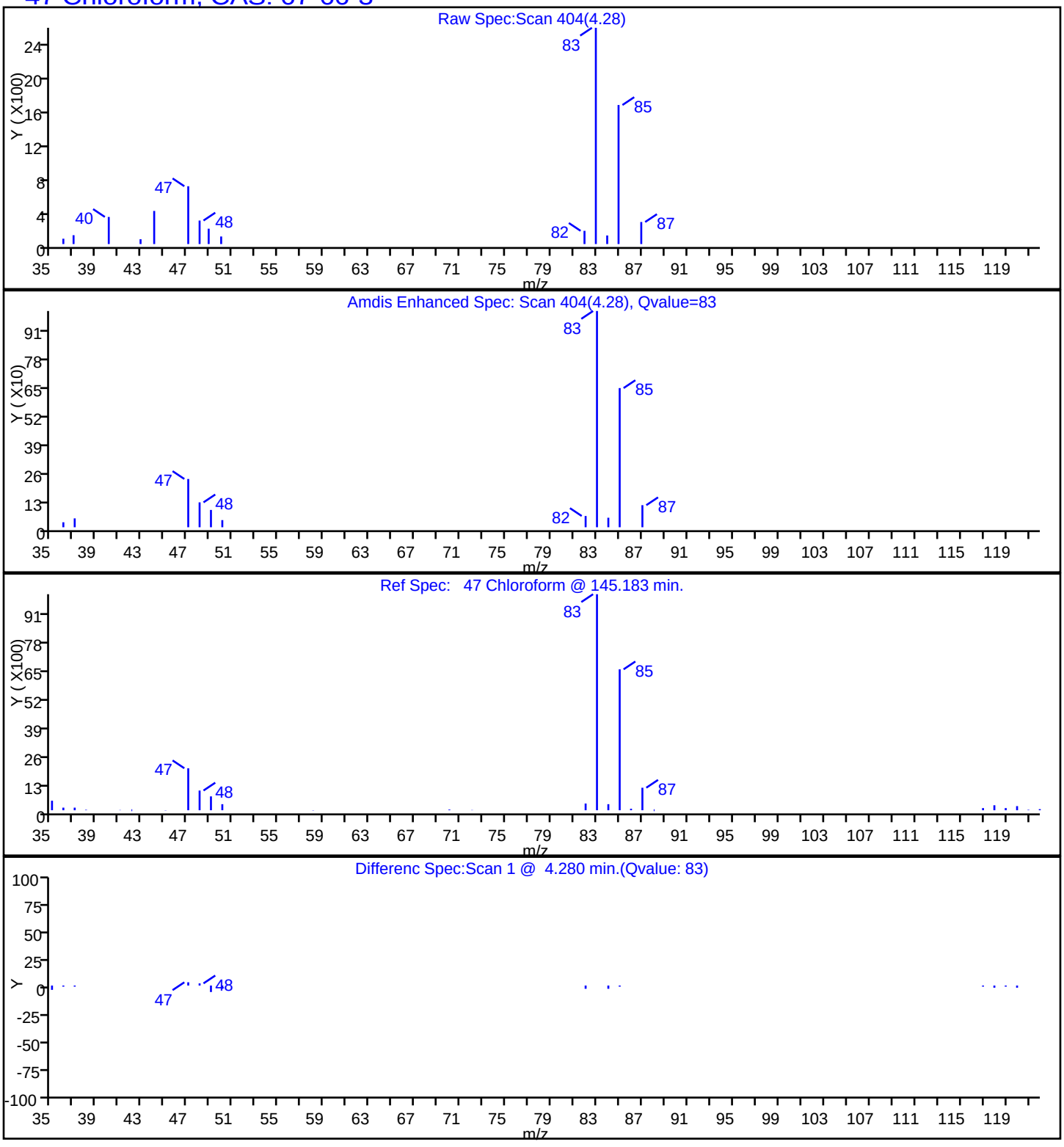

Report Date: 08-Jan-2014 06:23:16 Chrom Revision: 2.1 15-Oct-2013 07:52:24

TestAmerica Edison

Data File: \\EDICHROM\ChromData\CVOAMS2\20140107-8610.b\B64508.D

Injection Date:	07-Jan-2014 15:48:30	Instrument ID:	CVOAMS2
Lims ID:	460-69122-B-4	Lab Sample ID:	460-69122-4
Client ID:	MW-2I-B		
Operator ID:		ALS Bottle#:	22 Worklist Smp#: 23
Purge Vol:	5.000 mL	Dil. Factor:	1.0000
Method:	8260W_2	Limit Group:	VOA - 8260B Water and Solid
Column:	Rtx-624 (0.25 mm)	Detector	MS SCAN

60 Trichloroethene, CAS: 79-01-6

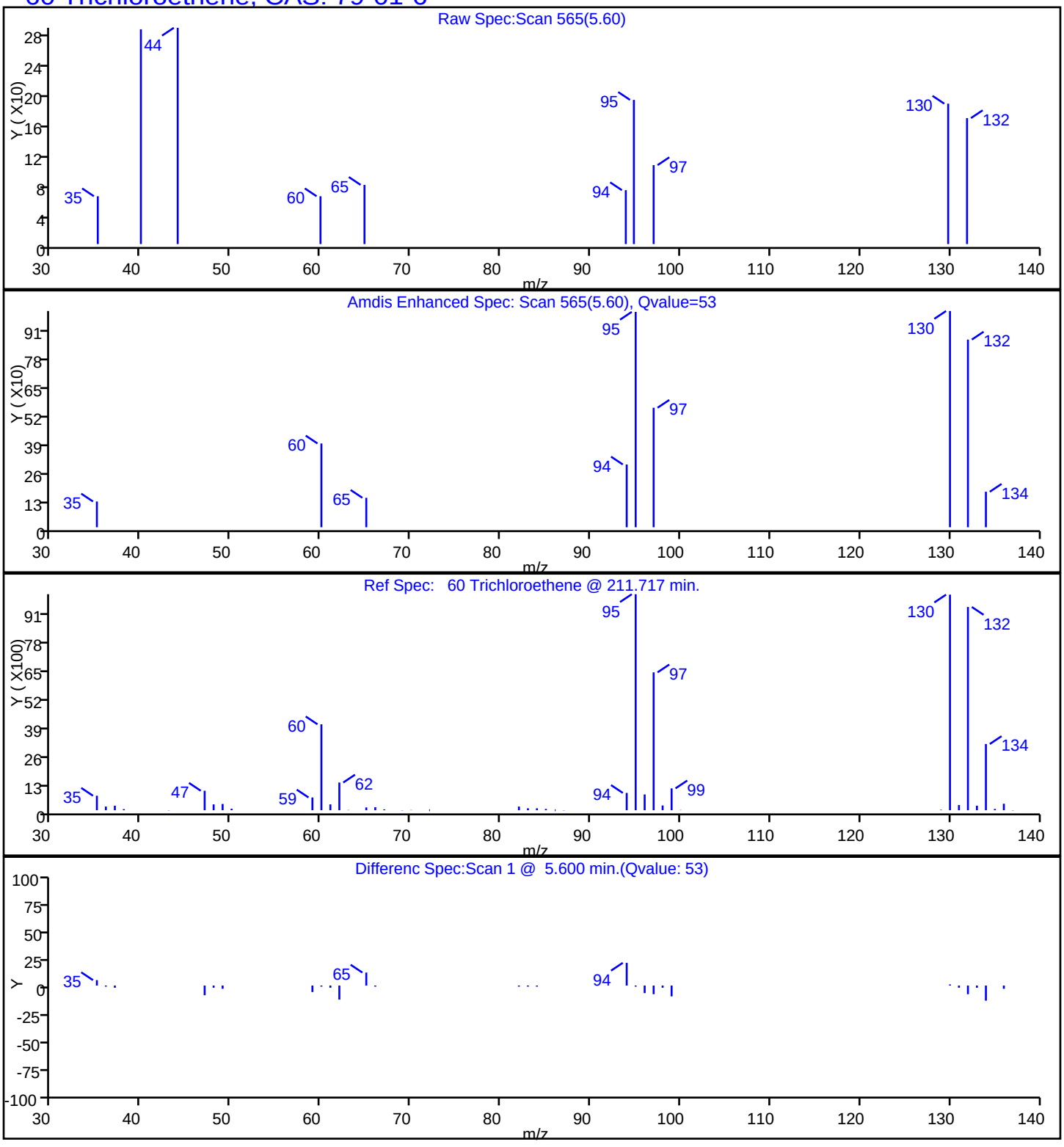

Report Date: 08-Jan-2014 06:23:16 Chrom Revision: 2.1 15-Oct-2013 07:52:24

TestAmerica Edison

Data File: \\EDICHROM\ChromData\CVOAMS2\20140107-8610.b\B64508.D

Injection Date:	07-Jan-2014 15:48:30	Instrument ID:	CVOAMS2
Lims ID:	460-69122-B-4	Lab Sample ID:	460-69122-4
Client ID:	MW-2I-B		
Operator ID:		ALS Bottle#:	22 Worklist Smp#: 23
Purge Vol:	5.000 mL	Dil. Factor:	1.0000
Method:	8260W_2	Limit Group:	VOA - 8260B Water and Solid
Column:	Rtx-624 (0.25 mm)	Detector	MS SCAN

81 Tetrachloroethene, CAS: 127-18-4

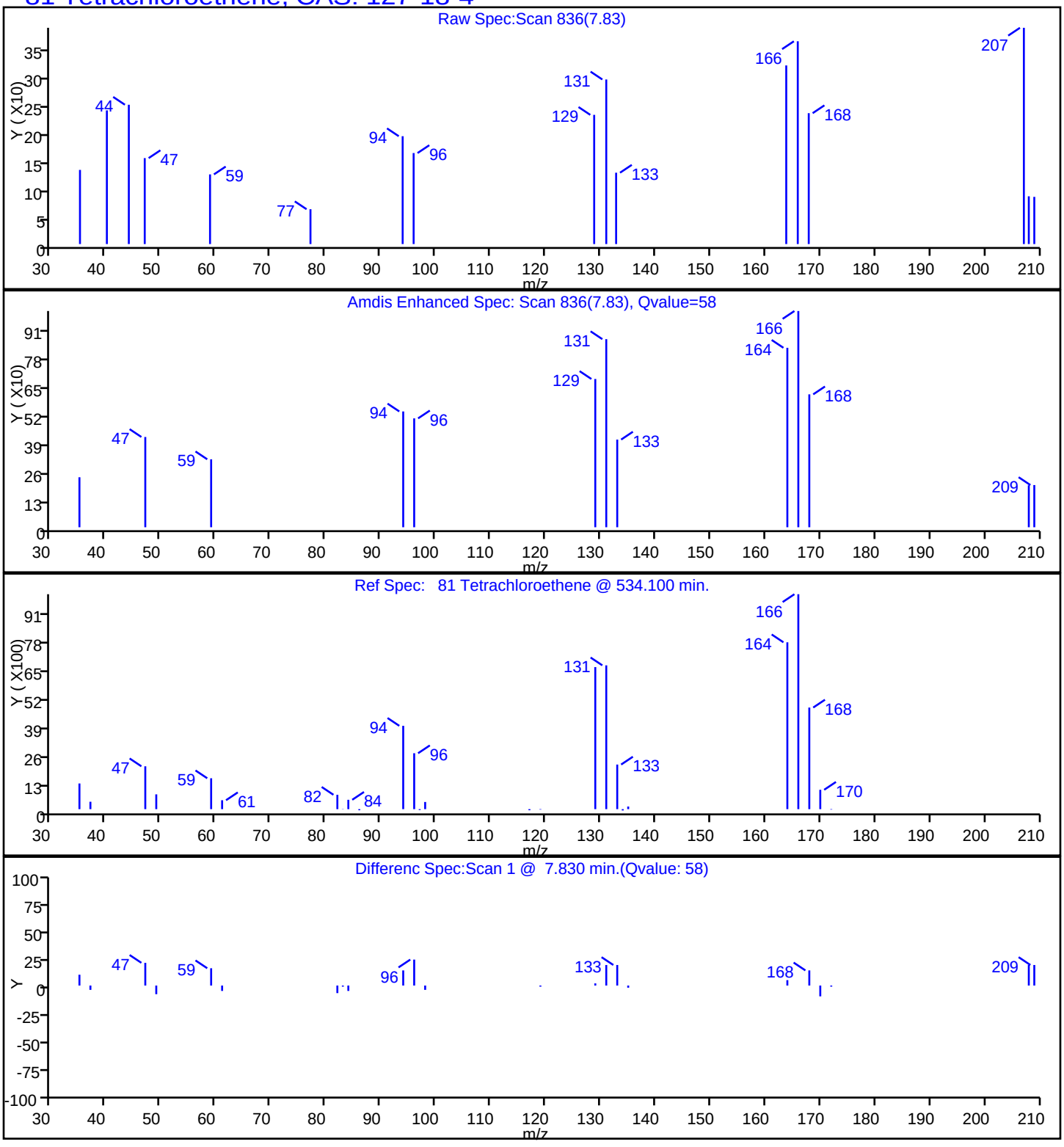

FORM I
GC/MS VOA ORGANICS ANALYSIS DATA SHEET

Lab Name: TestAmerica Edison | Job No.: 460-69122-1

SDG No.:

Client Sample ID: MW-1S-A | Lab Sample ID: 460-69122-5

Matrix: Water | Lab File ID: B64525.D

Analysis Method: 8260B | Date Collected: 12/31/2013 10:30

Sample wt/vol: 5(mL) | Date Analyzed: 01/08/2014 13:07

Soil Aliquot Vol: | Dilution Factor: 1

Soil Extract Vol.: | GC Column: Rtx-624 ID: 0.25(mm)

% Moisture: | Level: (low/med) Low

Analysis Batch No.: 201600 | Units: ug/L

CAS NO.	COMPOUND NAME	RESULT	Q	RL	MDL
74-87-3	Chloromethane	0.10	U	1.0	0.10
74-83-9	Bromomethane	0.18	U	1.0	0.18
75-01-4	Vinyl chloride	0.14	U	1.0	0.14
75-00-3	Chloroethane	0.17	U	1.0	0.17
75-09-2	Methylene Chloride	0.18	U	1.0	0.18
67-64-1	Acetone	2.7	U	5.0	2.7
75-15-0	Carbon disulfide	0.13	U	1.0	0.13
75-35-4	1,1-Dichloroethene	0.090	U	1.0	0.090
75-34-3	1,1-Dichloroethane	0.13	U	1.0	0.13
156-60-5	trans-1,2-Dichloroethene	0.13	U	1.0	0.13
156-59-2	cis-1,2-Dichloroethene	0.18	U	1.0	0.18
67-66-3	Chloroform	0.84	J	1.0	0.080
107-06-2	1,2-Dichloroethane	0.19	U	1.0	0.19
78-93-3	2-Butanone	2.3	U	5.0	2.3
71-55-6	1,1,1-Trichloroethane	0.060	U	1.0	0.060
56-23-5	Carbon tetrachloride	0.060	U	1.0	0.060
75-27-4	Bromodichloromethane	0.12	U	1.0	0.12
78-87-5	1,2-Dichloropropane	0.090	U	1.0	0.090
10061-01-5	cis-1,3-Dichloropropene	0.18	U	1.0	0.18
79-01-6	Trichloroethene	0.84	J	1.0	0.090
124-48-1	Dibromochloromethane	0.20	U	1.0	0.20
79-00-5	1,1,2-Trichloroethane	0.19	U	1.0	0.19
71-43-2	Benzene	0.080	U	1.0	0.080
10061-02-6	trans-1,3-Dichloropropene	0.24	U	1.0	0.24
75-25-2	Bromoform	0.19	U	1.0	0.19
108-10-1	4-Methyl-2-pentanone	0.99	U	5.0	0.99
591-78-6	2-Hexanone	0.50	U	5.0	0.50
127-18-4	Tetrachloroethene	0.36	J	1.0	0.10
79-34-5	1,1,2,2-Tetrachloroethane	0.16	U	1.0	0.16
108-88-3	Toluene	0.15	U	1.0	0.15
108-90-7	Chlorobenzene	0.11	U	1.0	0.11
100-41-4	Ethylbenzene	0.10	U	1.0	0.10
100-42-5	Styrene	0.12	U	1.0	0.12
1330-20-7	Xylenes, Total	0.13	U	2.0	0.13

FORM I
GC/MS VOA ORGANICS ANALYSIS DATA SHEET

Lab Name: TestAmerica Edison Job No.: 460-69122-1

SDG No.:

Client Sample ID: MW-1S-A Lab Sample ID: 460-69122-5

Matrix: Water Lab File ID: B64525.D

Analysis Method: 8260B Date Collected: 12/31/2013 10:30

Sample wt/vol: 5(mL) Date Analyzed: 01/08/2014 13:07

Soil Aliquot Vol: Dilution Factor: 1

Soil Extract Vol.: GC Column: Rtx-624 ID: 0.25(mm)

% Moisture: Level: (low/med) Low

Analysis Batch No.: 201600 Units: ug/L

CAS NO.	SURROGATE	%REC	Q	LIMITS
17060-07-0	1,2-Dichloroethane-d4 (Surr)	119		70-130
460-00-4	Bromofluorobenzene	87		70-130
2037-26-5	Toluene-d8 (Surr)	95		70-130
1868-53-7	Dibromofluoromethane (Surr)	114		70-130

FORM I
GC/MS VOA ORGANICS ANALYSIS DATA SHEET
TENTATIVELY IDENTIFIED COMPOUNDS

Lab Name: TestAmerica Edison Job No.: 460-69122-1

SDG No.:

Client Sample ID: MW-1S-A Lab Sample ID: 460-69122-5

Matrix: Water Lab File ID: B64525.D

Analysis Method: 8260B Date Collected: 12/31/2013 10:30

Sample wt/vol: 5(mL) Date Analyzed: 01/08/2014 13:07

Soil Aliquot Vol: Dilution Factor: 1

Soil Extract Vol.: GC Column: Rtx-624 ID: 0.25(mm)

% Moisture: Level: (low/med) Low

Analysis Batch No.: 201600 Units: ug/L

Number TICs Found: 0 TIC Result Total: 0

CAS NO.	COMPOUND NAME	RT	RESULT	Q
	Tentatively Identified Compound		None	

TestAmerica Edison
Target Compound Quantitation Report

Data File: \\EDICHROM\ChromData\CVOAMS2\20140108-8646.b\B64525.D
Lims ID: 460-69122-B-5 Lab Sample ID: 460-69122-5
Client ID: MW-1S-A
Sample Type: Client
Inject. Date: 08-Jan-2014 13:07:30 ALS Bottle#: 7 Worklist Smp#: 12
Purge Vol: 5.000 mL Dil. Factor: 1.0000
Sample Info: 460-69122-B-5
Misc. Info.: 460-0008646-012
Operator ID: Instrument ID: CVOAMS2

Method: \\EDICHROM\ChromData\CVOAMS2\20140108-8646.b\8260W_2.m
Limit Group: VOA - 8260B Water and Solid
Last Update: 09-Jan-2014 06:17:01 Calib Date: 13-Dec-2013 14:51:30
Integrator: RTE ID Type: Deconvolution ID
Quant Method: Internal Standard Quant By: Initial Calibration
Last ICal File: \\EDICHROM\ChromData\CVOAMS2\20131213-7772.b\B63528.D

Column 1 : Rtx-624 (0.25 mm) Detector MS SCAN
Process Host: XAWRK051

First Level Reviewer: moroneyc Date: 09-Jan-2014 06:11:09

Compound	Sig	RT (min.)	Exp RT (min.)	Dlt RT (min.)	Q	Response	On-Col Amt ug/l	Flags
* 26 TBA-d9 (IS)	65	2.764	2.764	0.0	60	213200	1000.0	
47 Chloroform	83	4.270	4.262	0.008	81	5014	0.8382	
$ 57 Dibromofluoromethane (Surr)	113	4.443	4.443	0.0	97	193473	56.9	
$ 53 1,2-Dichloroethane-d4 (Surr)	65	4.838	4.838	0.0	86	251154	59.4	
* 58 Fluorobenzene	96	5.167	5.159	0.008	98	544683	50.0	
60 Trichloroethene	95	5.587	5.587	0.0	84	2856	0.8412	
* 65 1,4-Dioxane-d8	96	6.023	6.015	0.008	87	16270	1000.0	
$ 76 Toluene-d8 (Surr)	98	7.167	7.159	0.008	98	562877	47.5	
81 Tetrachloroethene	166	7.834	7.825	0.009	75	1170	0.3637	
* 87 Chlorobenzene-d5	117	8.739	8.731	0.008	87	476347	50.0	
$ 97 4-Bromofluorobenzene	174	9.833	9.825	0.008	87	180676	43.6	
* 115 1,4-Dichlorobenzene-d4	152	10.788	10.788	0.0	98	283920	50.0	

Report Date: 09-Jan-2014 06:17:28 Chrom Revision: 2.1 15-Oct-2013 07:52:24

TestAmerica Edison

Data File: \\EDICHROM\ChromData\CVOAMS2\20140108-8646.b\B64525.D

Injection Date:	08-Jan-2014 13:07:30	Instrument ID:	CVOAMS2	Operator ID:	
Lims ID:	460-69122-B-5	Lab Sample ID:	460-69122-5	Worklist Smp#:	12
Client ID:	MW-1S-A				
Purge Vol:	5.000 mL	Dil. Factor:	1.0000	ALS Bottle#:	7
Method:	8260W_2	Limit Group:	VOA - 8260B Water and Solid		

Column: Rtx-624 (0.25 mm)

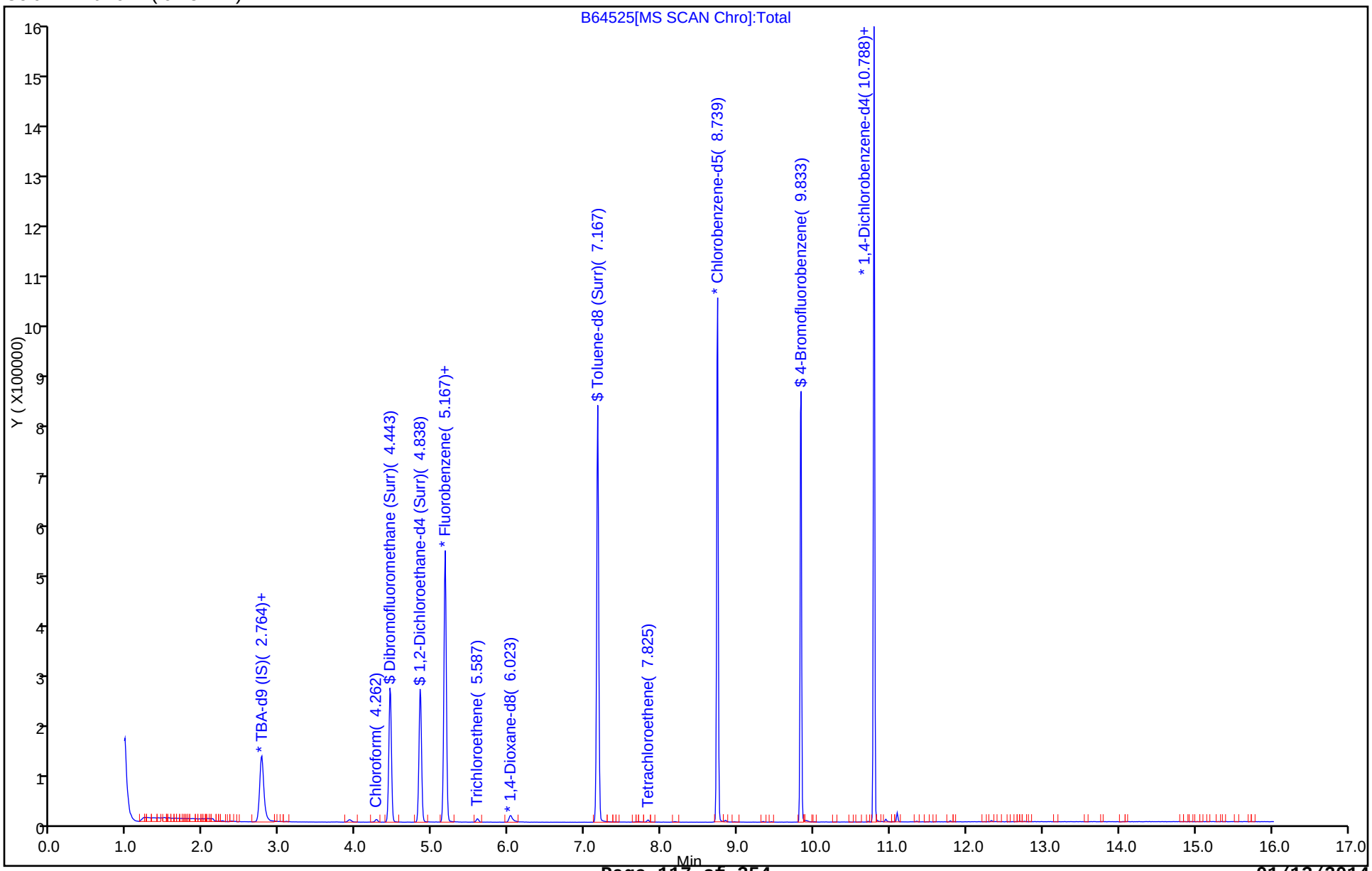

Report Date: 09-Jan-2014 06:17:28 Chrom Revision: 2.1 15-Oct-2013 07:52:24

TestAmerica Edison

Data File: \\EDICHROM\ChromData\CVOAMS2\20140108-8646.b\B64525.D

Injection Date:	08-Jan-2014 13:07:30	Instrument ID:	CVOAMS2		
Lims ID:	460-69122-B-5	Lab Sample ID:	460-69122-5		
Client ID:	MW-1S-A				
Operator ID:		ALS Bottle#:	7	Worklist Smp#:	12
Purge Vol:	5.000 mL	Dil. Factor:	1.0000		
Method:	8260W_2	Limit Group:	VOA - 8260B Water and Solid		
Column:	Rtx-624 (0.25 mm)	Detector	MS SCAN		

47 Chloroform, CAS: 67-66-3

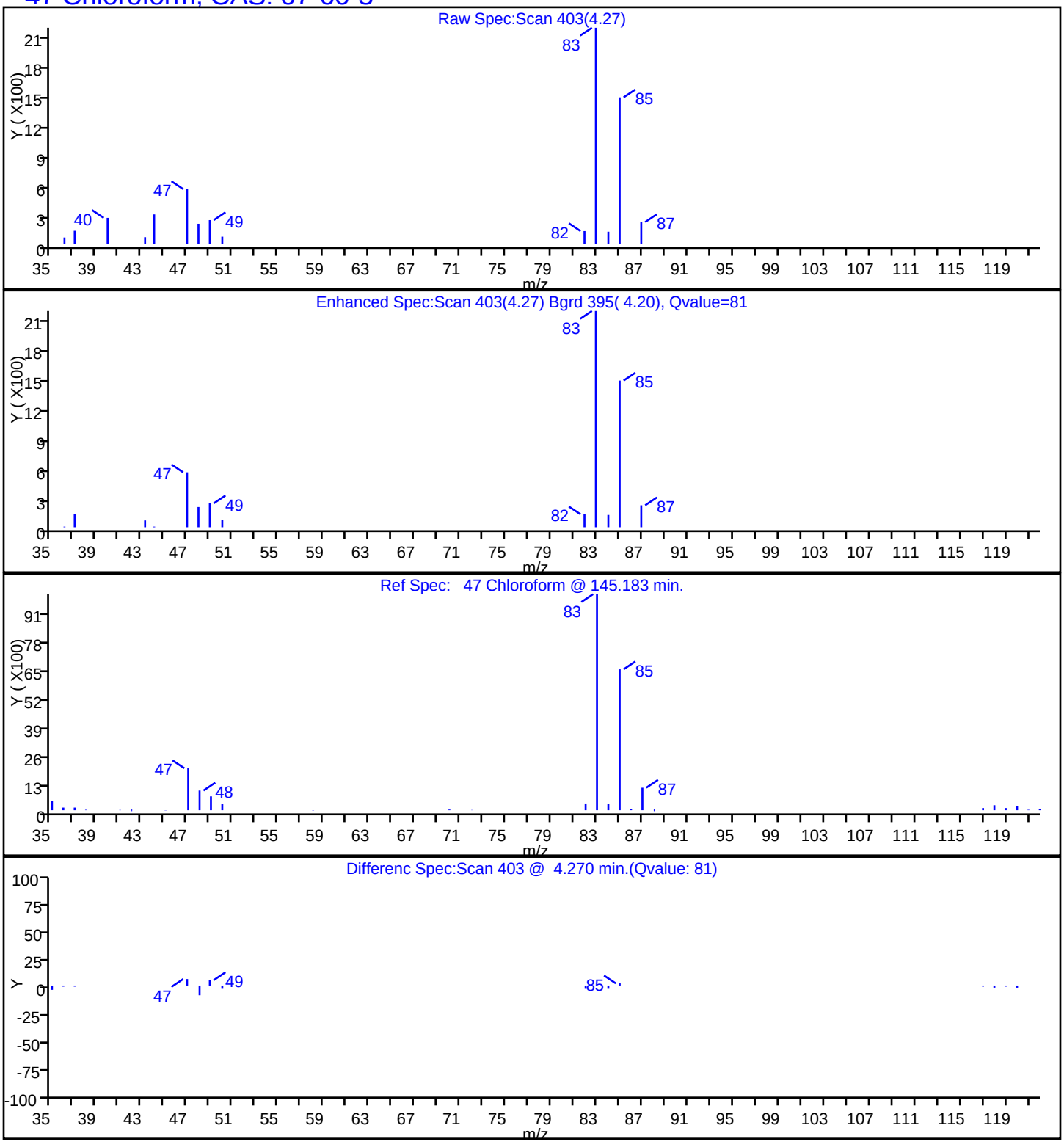

Report Date: 09-Jan-2014 06:17:28 Chrom Revision: 2.1 15-Oct-2013 07:52:24

TestAmerica Edison

Data File: \\EDICHROM\ChromData\CVOAMS2\20140108-8646.b\B64525.D

Injection Date:	08-Jan-2014 13:07:30	Instrument ID:	CVOAMS2		
Lims ID:	460-69122-B-5	Lab Sample ID:	460-69122-5		
Client ID:	MW-1S-A				
Operator ID:		ALS Bottle#:	7	Worklist Smp#:	12
Purge Vol:	5.000 mL	Dil. Factor:	1.0000		
Method:	8260W_2	Limit Group:	VOA - 8260B Water and Solid		
Column:	Rtx-624 (0.25 mm)	Detector	MS SCAN		

60 Trichloroethene, CAS: 79-01-6

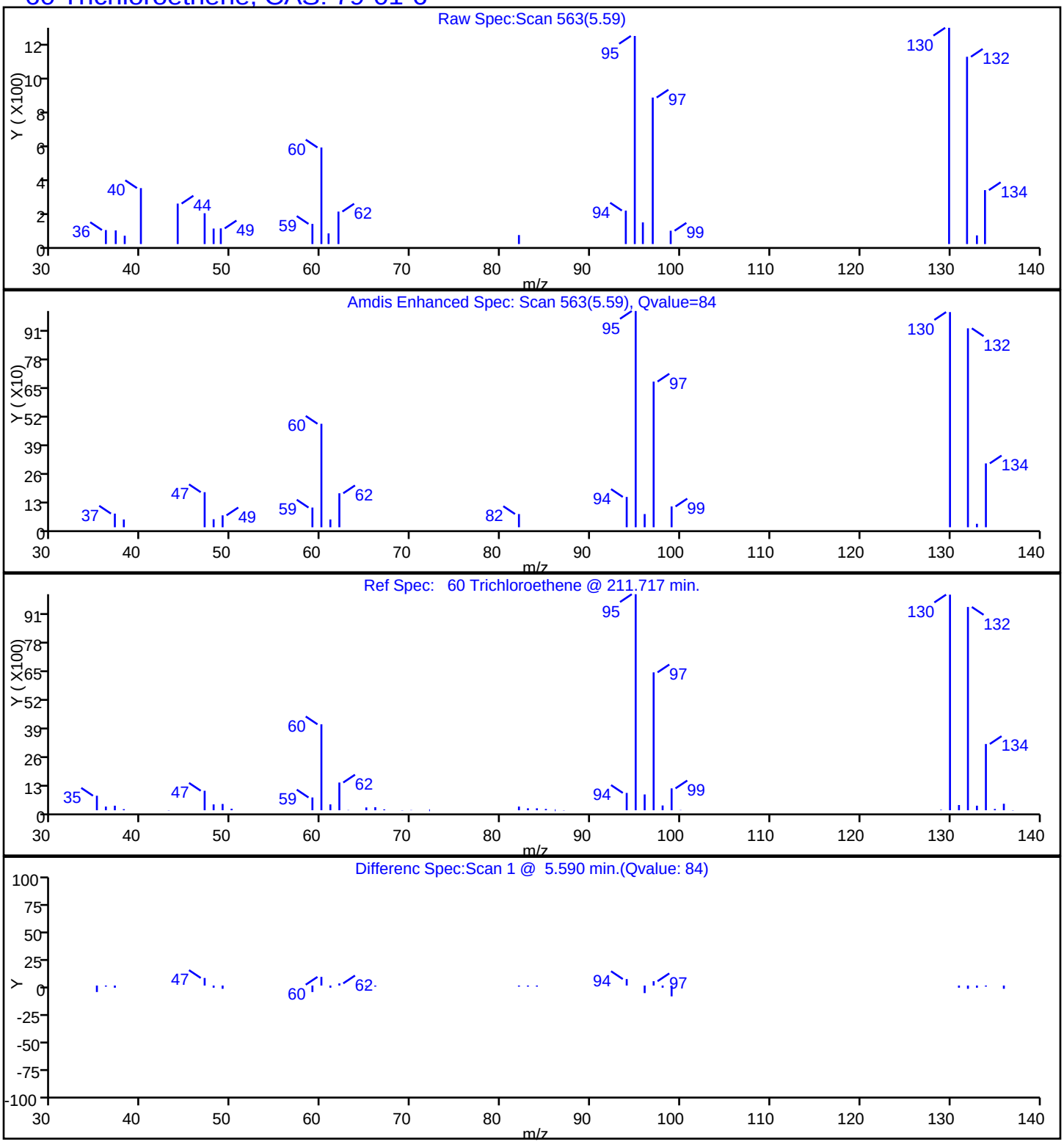

Report Date: 09-Jan-2014 06:17:28 Chrom Revision: 2.1 15-Oct-2013 07:52:24

TestAmerica Edison

Data File: \\EDICHROM\ChromData\CVOAMS2\20140108-8646.b\B64525.D

Injection Date:	08-Jan-2014 13:07:30	Instrument ID:	CVOAMS2
Lims ID:	460-69122-B-5	Lab Sample ID:	460-69122-5
Client ID:	MW-1S-A		
Operator ID:		ALS Bottle#:	7 Worklist Smp#: 12
Purge Vol:	5.000 mL	Dil. Factor:	1.0000
Method:	8260W_2	Limit Group:	VOA - 8260B Water and Solid
Column:	Rtx-624 (0.25 mm)	Detector	MS SCAN

81 Tetrachloroethene, CAS: 127-18-4

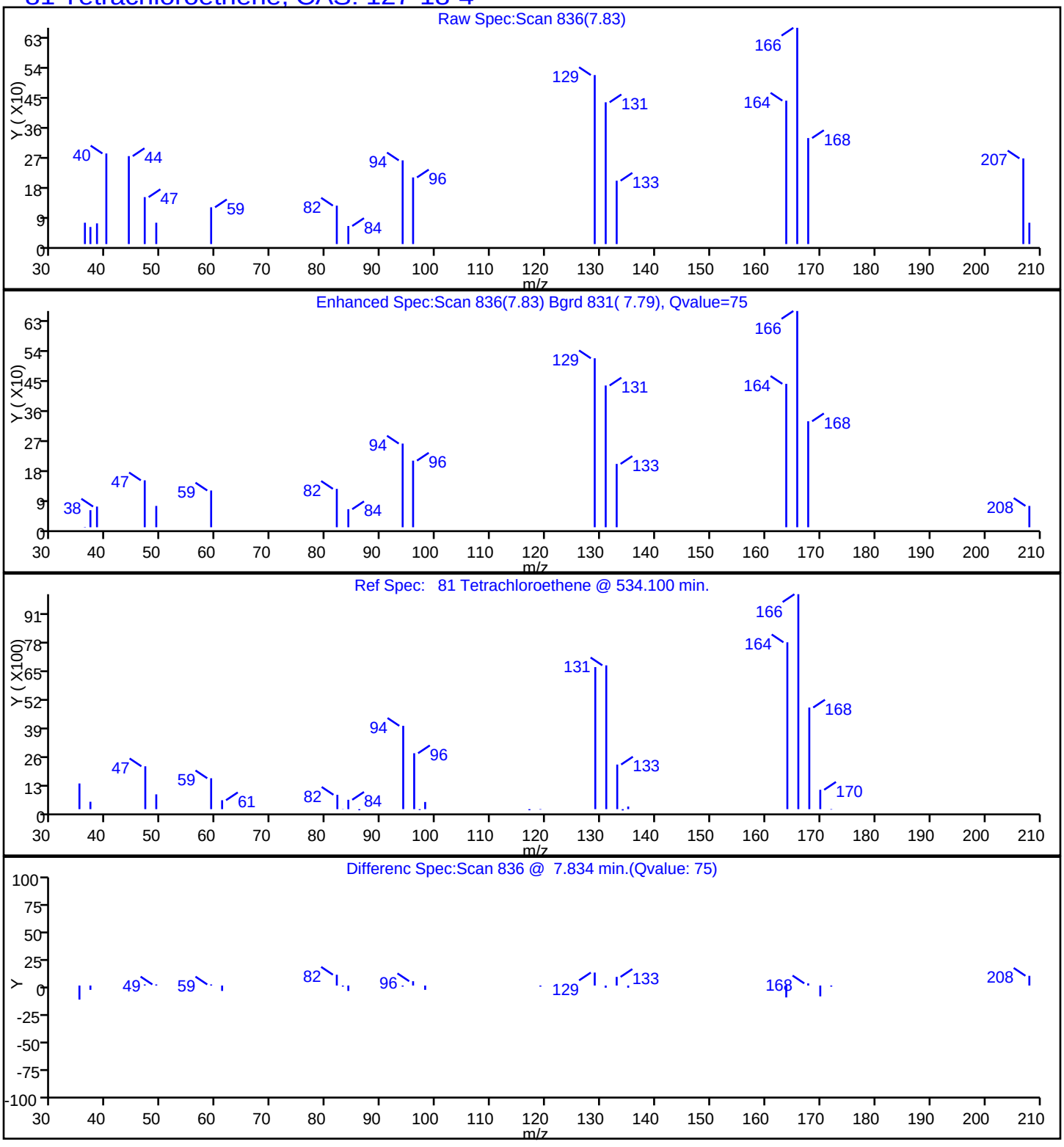

FORM I
GC/MS VOA ORGANICS ANALYSIS DATA SHEET

Lab Name: TestAmerica Edison | Job No.: 460-69122-1

SDG No.:

Client Sample ID: MW-1S-B | Lab Sample ID: 460-69122-6

Matrix: Water | Lab File ID: B64526.D

Analysis Method: 8260B | Date Collected: 12/31/2013 10:35

Sample wt/vol: 5(mL) | Date Analyzed: 01/08/2014 13:30

Soil Aliquot Vol: | Dilution Factor: 1

Soil Extract Vol.: | GC Column: Rtx-624 ID: 0.25(mm)

% Moisture: | Level: (low/med) Low

Analysis Batch No.: 201600 | Units: ug/L

CAS NO.	COMPOUND NAME	RESULT	Q	RL	MDL
74-87-3	Chloromethane	0.10	U	1.0	0.10
74-83-9	Bromomethane	0.18	U	1.0	0.18
75-01-4	Vinyl chloride	0.14	U	1.0	0.14
75-00-3	Chloroethane	0.17	U	1.0	0.17
75-09-2	Methylene Chloride	0.18	U	1.0	0.18
67-64-1	Acetone	2.7	U	5.0	2.7
75-15-0	Carbon disulfide	0.13	U	1.0	0.13
75-35-4	1,1-Dichloroethene	0.090	U	1.0	0.090
75-34-3	1,1-Dichloroethane	0.13	U	1.0	0.13
156-60-5	trans-1,2-Dichloroethene	0.13	U	1.0	0.13
156-59-2	cis-1,2-Dichloroethene	0.18	U	1.0	0.18
67-66-3	Chloroform	1.3		1.0	0.080
107-06-2	1,2-Dichloroethane	0.19	U	1.0	0.19
78-93-3	2-Butanone	2.3	U	5.0	2.3
71-55-6	1,1,1-Trichloroethane	0.060	U	1.0	0.060
56-23-5	Carbon tetrachloride	0.060	U	1.0	0.060
75-27-4	Bromodichloromethane	0.12	U	1.0	0.12
78-87-5	1,2-Dichloropropane	0.090	U	1.0	0.090
10061-01-5	cis-1,3-Dichloropropene	0.18	U	1.0	0.18
79-01-6	Trichloroethene	2.8		1.0	0.090
124-48-1	Dibromochloromethane	0.20	U	1.0	0.20
79-00-5	1,1,2-Trichloroethane	0.19	U	1.0	0.19
71-43-2	Benzene	0.080	U	1.0	0.080
10061-02-6	trans-1,3-Dichloropropene	0.24	U	1.0	0.24
75-25-2	Bromoform	0.19	U	1.0	0.19
108-10-1	4-Methyl-2-pentanone	0.99	U	5.0	0.99
591-78-6	2-Hexanone	0.50	U	5.0	0.50
127-18-4	Tetrachloroethene	0.15	J	1.0	0.10
79-34-5	1,1,2,2-Tetrachloroethane	0.16	U	1.0	0.16
108-88-3	Toluene	0.39	J	1.0	0.15
108-90-7	Chlorobenzene	0.11	U	1.0	0.11
100-41-4	Ethylbenzene	0.10	U	1.0	0.10
100-42-5	Styrene	0.12	U	1.0	0.12
1330-20-7	Xylenes, Total	0.13	U	2.0	0.13

FORM I
GC/MS VOA ORGANICS ANALYSIS DATA SHEET

Lab Name: TestAmerica Edison Job No.: 460-69122-1

SDG No.:

Client Sample ID: MW-1S-B Lab Sample ID: 460-69122-6

Matrix: Water Lab File ID: B64526.D

Analysis Method: 8260B Date Collected: 12/31/2013 10:35

Sample wt/vol: 5(mL) Date Analyzed: 01/08/2014 13:30

Soil Aliquot Vol: Dilution Factor: 1

Soil Extract Vol.: GC Column: Rtx-624 ID: 0.25(mm)

% Moisture: Level: (low/med) Low

Analysis Batch No.: 201600 Units: ug/L

CAS NO.	SURROGATE	%REC	Q	LIMITS
17060-07-0	1,2-Dichloroethane-d4 (Surr)	132	X	70-130
460-00-4	Bromofluorobenzene	95		70-130
2037-26-5	Toluene-d8 (Surr)	105		70-130
1868-53-7	Dibromofluoromethane (Surr)	126		70-130

FORM I
GC/MS VOA ORGANICS ANALYSIS DATA SHEET
TENTATIVELY IDENTIFIED COMPOUNDS

Lab Name: TestAmerica Edison Job No.: 460-69122-1

SDG No.:

Client Sample ID: MW-1S-B Lab Sample ID: 460-69122-6

Matrix: Water Lab File ID: B64526.D

Analysis Method: 8260B Date Collected: 12/31/2013 10:35

Sample wt/vol: 5(mL) Date Analyzed: 01/08/2014 13:30

Soil Aliquot Vol: Dilution Factor: 1

Soil Extract Vol.: GC Column: Rtx-624 ID: 0.25(mm)

% Moisture: Level: (low/med) Low

Analysis Batch No.: 201600 Units: ug/L

Number TICs Found: 0 TIC Result Total: 0

CAS NO.	COMPOUND NAME	RT	RESULT	Q
	Tentatively Identified Compound		None	

TestAmerica Edison
Target Compound Quantitation Report

Data File: \\EDICHROM\ChromData\CVOAMS2\20140108-8646.b\B64526.D
Lims ID: 460-69122-B-6 Lab Sample ID: 460-69122-6
Client ID: MW-1S-B
Sample Type: Client
Inject. Date: 08-Jan-2014 13:30:30 ALS Bottle#: 8 Worklist Smp#: 13
Purge Vol: 5.000 mL Dil. Factor: 1.0000
Sample Info: 460-69122-B-6
Misc. Info.: 460-0008646-013
Operator ID: Instrument ID: CVOAMS2

Method: \\EDICHROM\ChromData\CVOAMS2\20140108-8646.b\8260W_2.m
Limit Group: VOA - 8260B Water and Solid
Last Update: 09-Jan-2014 06:17:01 Calib Date: 13-Dec-2013 14:51:30
Integrator: RTE ID Type: Deconvolution ID
Quant Method: Internal Standard Quant By: Initial Calibration
Last ICal File: \\EDICHROM\ChromData\CVOAMS2\20131213-7772.b\B63528.D

Column 1 : Rtx-624 (0.25 mm) Detector MS SCAN
Process Host: XAWRK051

First Level Reviewer: moroneyc Date: 09-Jan-2014 06:11:37

Compound	Sig	RT (min.)	Exp RT (min.)	Dlt RT (min.)	Q	Response	On-Col Amt ug/l	Flags
* 26 TBA-d9 (IS)	65	2.764	2.764	0.0	60	192493	1000.0	
47 Chloroform	83	4.270	4.262	0.008	83	7012	1.32	
$ 57 Dibromofluoromethane (Surr)	113	4.443	4.443	0.0	97	190763	63.1	
$ 53 1,2-Dichloroethane-d4 (Surr)	65	4.838	4.838	0.0	93	249149	66.2	
* 58 Fluorobenzene	96	5.167	5.159	0.008	98	484701	50.0	
60 Trichloroethene	95	5.595	5.587	0.008	90	8400	2.78	
* 65 1,4-Dioxane-d8	96	6.023	6.015	0.008	89	14647	1000.0	
$ 76 Toluene-d8 (Surr)	98	7.167	7.159	0.008	98	554656	52.7	
77 Toluene	91	7.241	7.241	0.0	78	4331	0.3929	
81 Tetrachloroethene	166	7.825	7.825	0.0	58	419	0.1464	
* 87 Chlorobenzene-d5	117	8.739	8.731	0.008	87	423729	50.0	
$ 97 4-Bromofluorobenzene	174	9.833	9.825	0.008	88	175920	47.7	
* 115 1,4-Dichlorobenzene-d4	152	10.788	10.788	0.0	98	256720	50.0	

Report Date: 09-Jan-2014 06:17:29 Chrom Revision: 2.1 15-Oct-2013 07:52:24

TestAmerica Edison

Data File: \\EDICHROM\ChromData\CVOAMS2\20140108-8646.b\B64526.D

Injection Date:	08-Jan-2014 13:30:30	Instrument ID:	CVOAMS2	Operator ID:	
Lims ID:	460-69122-B-6	Lab Sample ID:	460-69122-6	Worklist Smp#:	13
Client ID:	MW-1S-B				
Purge Vol:	5.000 mL	Dil. Factor:	1.0000	ALS Bottle#:	8
Method:	8260W_2	Limit Group:	VOA - 8260B Water and Solid		

Column: Rtx-624 (0.25 mm)

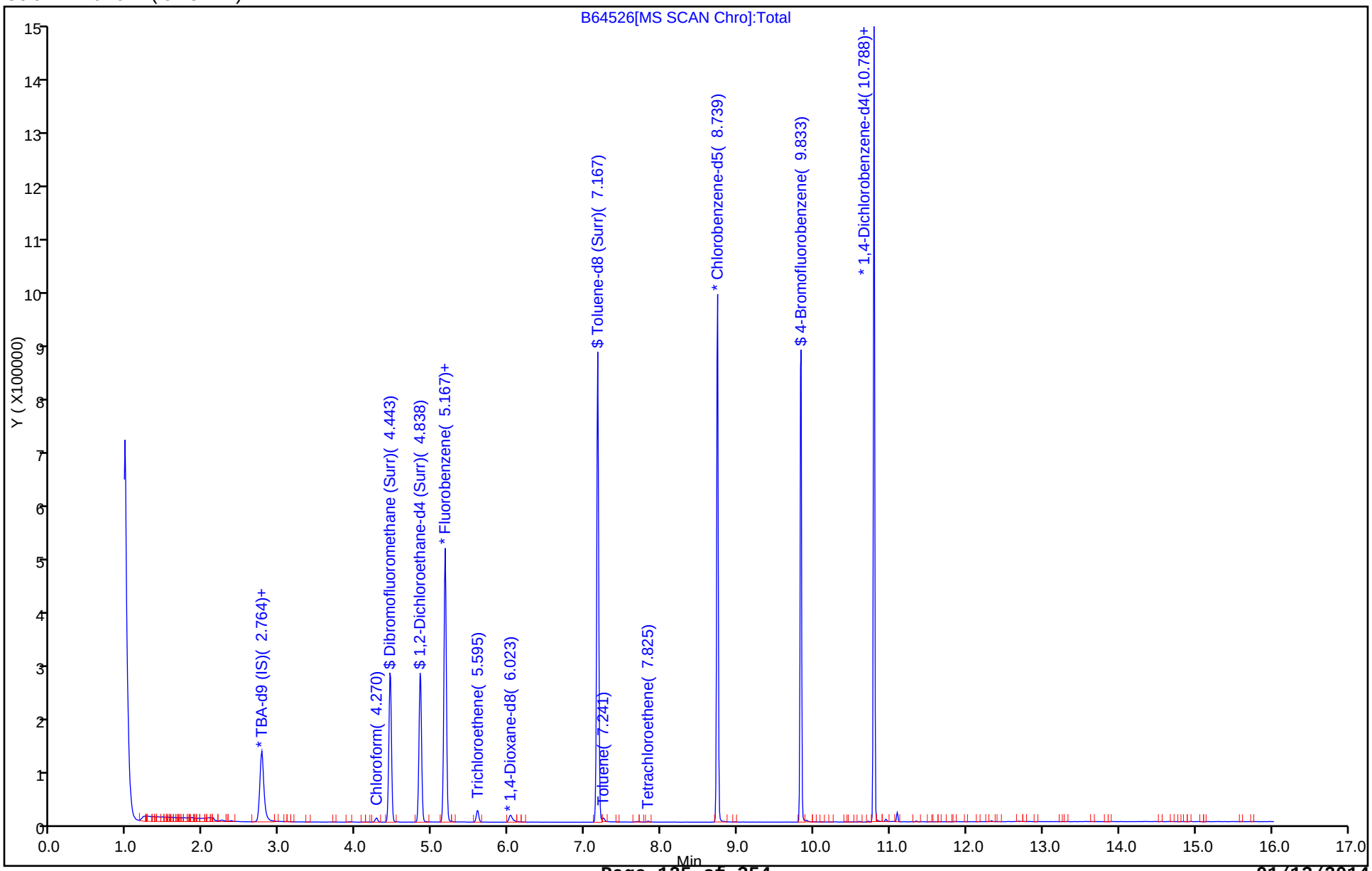

Report Date: 09-Jan-2014 06:17:29 Chrom Revision: 2.1 15-Oct-2013 07:52:24

TestAmerica Edison

Data File: \\EDICHROM\ChromData\CVOAMS2\20140108-8646.b\B64526.D

Injection Date:	08-Jan-2014 13:30:30	Instrument ID:	CVOAMS2		
Lims ID:	460-69122-B-6	Lab Sample ID:	460-69122-6		
Client ID:	MW-1S-B				
Operator ID:		ALS Bottle#:	8	Worklist Smp#:	13
Purge Vol:	5.000 mL	Dil. Factor:	1.0000		
Method:	8260W_2	Limit Group:	VOA - 8260B Water and Solid		
Column:	Rtx-624 (0.25 mm)	Detector	MS SCAN		

47 Chloroform, CAS: 67-66-3

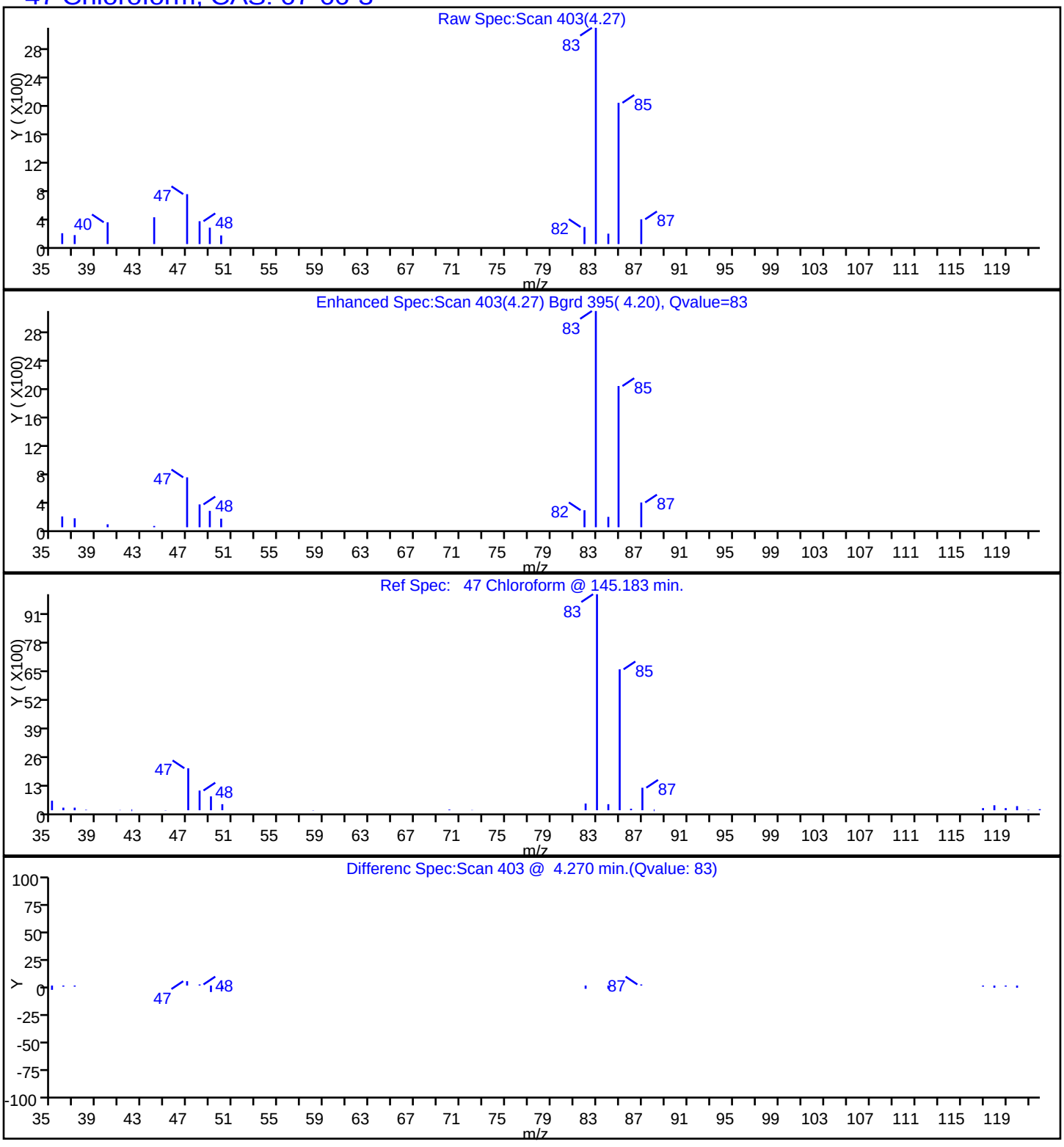

Report Date: 09-Jan-2014 06:17:29 Chrom Revision: 2.1 15-Oct-2013 07:52:24

TestAmerica Edison

Data File: \\EDICHROM\ChromData\CVOAMS2\20140108-8646.b\B64526.D

Injection Date:	08-Jan-2014 13:30:30	Instrument ID:	CVOAMS2		
Lims ID:	460-69122-B-6	Lab Sample ID:	460-69122-6		
Client ID:	MW-1S-B				
Operator ID:		ALS Bottle#:	8	Worklist Smp#:	13
Purge Vol:	5.000 mL	Dil. Factor:	1.0000		
Method:	8260W_2	Limit Group:	VOA - 8260B Water and Solid		
Column:	Rtx-624 (0.25 mm)	Detector	MS SCAN		

60 Trichloroethene, CAS: 79-01-6

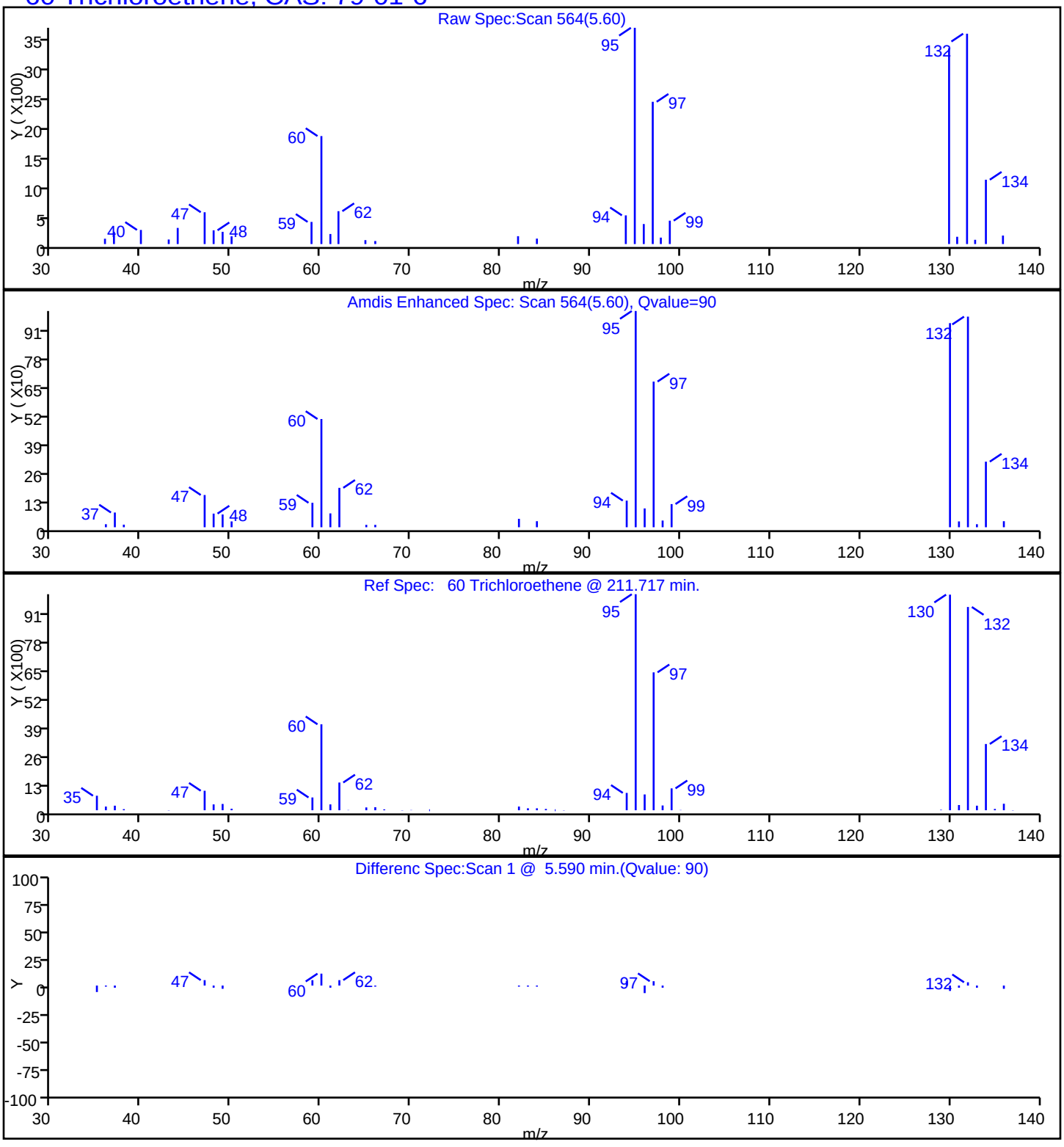

Report Date: 09-Jan-2014 06:17:29 Chrom Revision: 2.1 15-Oct-2013 07:52:24

TestAmerica Edison

Data File: \\EDICHROM\ChromData\CVOAMS2\20140108-8646.b\B64526.D

Injection Date:	08-Jan-2014 13:30:30	Instrument ID:	CVOAMS2
Lims ID:	460-69122-B-6	Lab Sample ID:	460-69122-6
Client ID:	MW-1S-B		
Operator ID:		ALS Bottle#:	8 Worklist Smp#: 13
Purge Vol:	5.000 mL	Dil. Factor:	1.0000
Method:	8260W_2	Limit Group:	VOA - 8260B Water and Solid
Column:	Rtx-624 (0.25 mm)	Detector	MS SCAN

81 Tetrachloroethene, CAS: 127-18-4

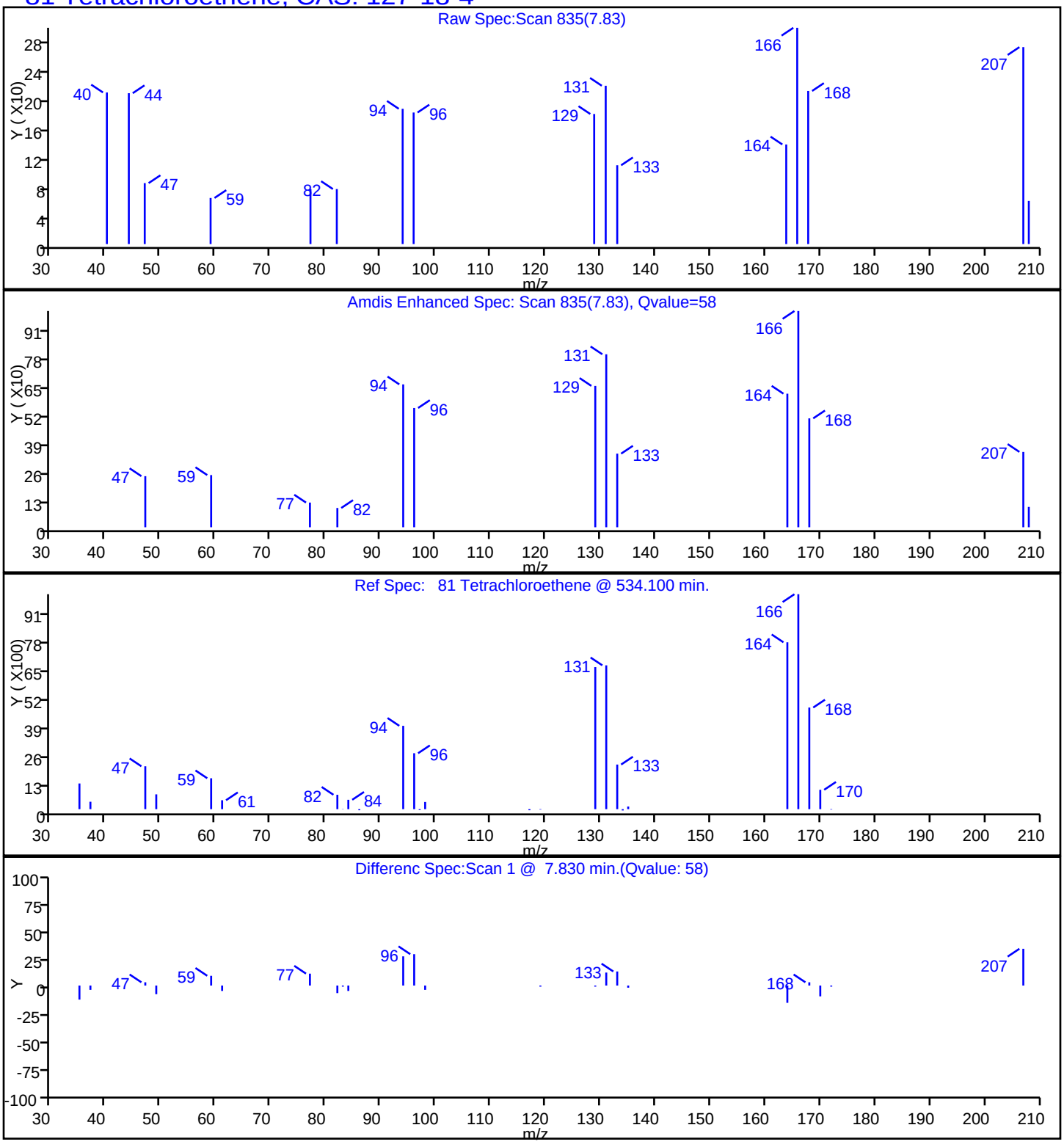

Report Date: 09-Jan-2014 06:17:29 Chrom Revision: 2.1 15-Oct-2013 07:52:24

TestAmerica Edison

Data File: \\EDICHROM\ChromData\CVOAMS2\20140108-8646.b\B64526.D

Injection Date:	08-Jan-2014 13:30:30	Instrument ID:	CVOAMS2		
Lims ID:	460-69122-B-6	Lab Sample ID:	460-69122-6		
Client ID:	MW-1S-B				
Operator ID:		ALS Bottle#:	8	Worklist Smp#:	13
Purge Vol:	5.000 mL	Dil. Factor:	1.0000		
Method:	8260W_2	Limit Group:	VOA - 8260B Water and Solid		
Column:	Rtx-624 (0.25 mm)	Detector	MS SCAN		

77 Toluene, CAS: 108-88-3

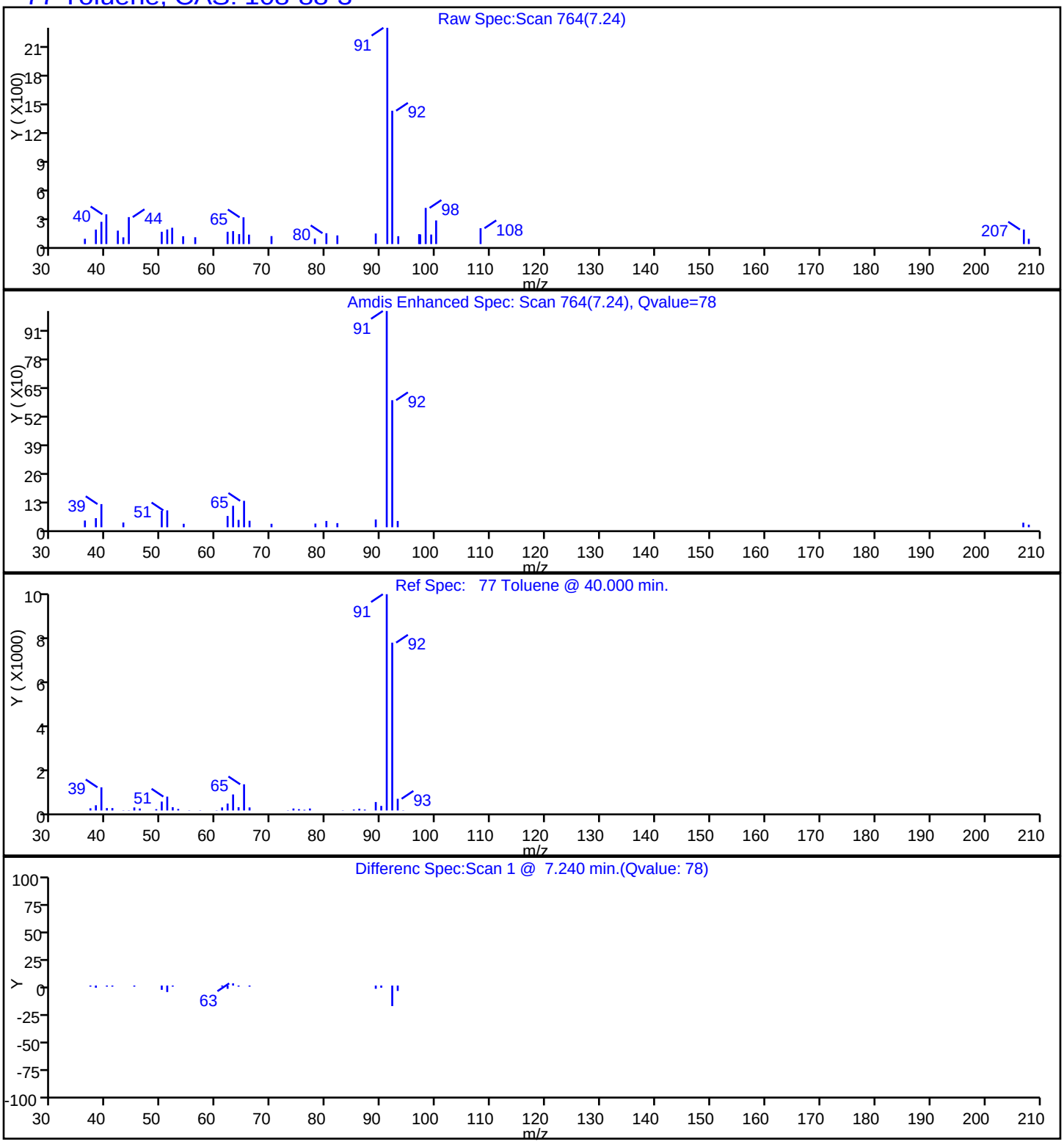

FORM I
GC/MS VOA ORGANICS ANALYSIS DATA SHEET

Lab Name: TestAmerica Edison | Job No.: 460-69122-1

SDG No.:

Client Sample ID: MW-1I-A | Lab Sample ID: 460-69122-7

Matrix: Water | Lab File ID: B64531.D

Analysis Method: 8260B | Date Collected: 12/31/2013 10:55

Sample wt/vol: 5(mL) | Date Analyzed: 01/08/2014 15:24

Soil Aliquot Vol: | Dilution Factor: 1

Soil Extract Vol.: | GC Column: Rtx-624 ID: 0.25(mm)

% Moisture: | Level: (low/med) Low

Analysis Batch No.: 201600 | Units: ug/L

CAS NO.	COMPOUND NAME	RESULT	Q	RL	MDL
74-87-3	Chloromethane	0.10	U	1.0	0.10
74-83-9	Bromomethane	0.18	U	1.0	0.18
75-01-4	Vinyl chloride	0.14	U	1.0	0.14
75-00-3	Chloroethane	0.17	U	1.0	0.17
75-09-2	Methylene Chloride	0.18	U	1.0	0.18
67-64-1	Acetone	2.7	U	5.0	2.7
75-15-0	Carbon disulfide	0.13	U	1.0	0.13
75-35-4	1,1-Dichloroethene	0.090	U	1.0	0.090
75-34-3	1,1-Dichloroethane	0.13	U	1.0	0.13
156-60-5	trans-1,2-Dichloroethene	0.13	U	1.0	0.13
156-59-2	cis-1,2-Dichloroethene	0.73	J	1.0	0.18
67-66-3	Chloroform	0.43	J	1.0	0.080
107-06-2	1,2-Dichloroethane	0.19	U	1.0	0.19
78-93-3	2-Butanone	2.3	U	5.0	2.3
71-55-6	1,1,1-Trichloroethane	0.060	U	1.0	0.060
56-23-5	Carbon tetrachloride	0.060	U	1.0	0.060
75-27-4	Bromodichloromethane	0.12	U	1.0	0.12
78-87-5	1,2-Dichloropropane	0.090	U	1.0	0.090
10061-01-5	cis-1,3-Dichloropropene	0.18	U	1.0	0.18
79-01-6	Trichloroethene	130		1.0	0.090
124-48-1	Dibromochloromethane	0.20	U	1.0	0.20
79-00-5	1,1,2-Trichloroethane	0.19	U	1.0	0.19
71-43-2	Benzene	0.080	U	1.0	0.080
10061-02-6	trans-1,3-Dichloropropene	0.24	U	1.0	0.24
75-25-2	Bromoform	0.19	U	1.0	0.19
108-10-1	4-Methyl-2-pentanone	0.99	U	5.0	0.99
591-78-6	2-Hexanone	0.50	U	5.0	0.50
127-18-4	Tetrachloroethene	0.37	J	1.0	0.10
79-34-5	1,1,2,2-Tetrachloroethane	0.16	U	1.0	0.16
108-88-3	Toluene	0.15	U	1.0	0.15
108-90-7	Chlorobenzene	0.11	U	1.0	0.11
100-41-4	Ethylbenzene	0.10	U	1.0	0.10
100-42-5	Styrene	0.12	U	1.0	0.12
1330-20-7	Xylenes, Total	0.13	U	2.0	0.13

FORM I
GC/MS VOA ORGANICS ANALYSIS DATA SHEET

Lab Name: TestAmerica Edison Job No.: 460-69122-1

SDG No.:

Client Sample ID: MW-1I-A Lab Sample ID: 460-69122-7

Matrix: Water Lab File ID: B64531.D

Analysis Method: 8260B Date Collected: 12/31/2013 10:55

Sample wt/vol: 5(mL) Date Analyzed: 01/08/2014 15:24

Soil Aliquot Vol: Dilution Factor: 1

Soil Extract Vol.: GC Column: Rtx-624 ID: 0.25(mm)

% Moisture: Level: (low/med) Low

Analysis Batch No.: 201600 Units: ug/L

CAS NO.	SURROGATE	%REC	Q	LIMITS
17060-07-0	1,2-Dichloroethane-d4 (Surr)	113		70-130
460-00-4	Bromofluorobenzene	87		70-130
2037-26-5	Toluene-d8 (Surr)	95		70-130
1868-53-7	Dibromofluoromethane (Surr)	110		70-130

FORM I
GC/MS VOA ORGANICS ANALYSIS DATA SHEET
TENTATIVELY IDENTIFIED COMPOUNDS

Lab Name: TestAmerica Edison Job No.: 460-69122-1

SDG No.:

Client Sample ID: MW-1I-A Lab Sample ID: 460-69122-7

Matrix: Water Lab File ID: B64531.D

Analysis Method: 8260B Date Collected: 12/31/2013 10:55

Sample wt/vol: 5(mL) Date Analyzed: 01/08/2014 15:24

Soil Aliquot Vol: Dilution Factor: 1

Soil Extract Vol.: GC Column: Rtx-624 ID: 0.25(mm)

% Moisture: Level: (low/med) Low

Analysis Batch No.: 201600 Units: ug/L

Number TICs Found: 0 TIC Result Total: 0

CAS NO.	COMPOUND NAME	RT	RESULT	Q
	Tentatively Identified Compound		None	

TestAmerica Edison
Target Compound Quantitation Report

Data File: \\EDICHROM\ChromData\CVOAMS2\20140108-8646.b\B64531.D
Lims ID: 460-69122-B-7 Lab Sample ID: 460-69122-7
Client ID: MW-1I-A
Sample Type: Client
Inject. Date: 08-Jan-2014 15:24:30 ALS Bottle#: 13 Worklist Smp#: 18
Purge Vol: 5.000 mL Dil. Factor: 1.0000
Sample Info: 460-69122-B-7
Misc. Info.: 460-0008646-018
Operator ID: Instrument ID: CVOAMS2

Method: \\EDICHROM\ChromData\CVOAMS2\20140108-8646.b\8260W_2.m
Limit Group: VOA - 8260B Water and Solid
Last Update: 09-Jan-2014 06:17:01 Calib Date: 13-Dec-2013 14:51:30
Integrator: RTE ID Type: Deconvolution ID
Quant Method: Internal Standard Quant By: Initial Calibration
Last ICal File: \\EDICHROM\ChromData\CVOAMS2\20131213-7772.b\B63528.D

Column 1 : Rtx-624 (0.25 mm) Detector MS SCAN
Process Host: XAWRK051

First Level Reviewer: moroneyc Date: 09-Jan-2014 06:13:18

Compound	Sig	RT (min.)	Exp RT (min.)	Dlt RT (min.)	Q	Response	On-Col Amt ug/l	Flags
* 26 TBA-d9 (IS)	65	2.764	2.764	0.0	61	209182	1000.0	
39 cis-1,2-Dichloroethene	96	3.933	3.933	0.0	84	2591	0.7293	
47 Chloroform	83	4.262	4.262	0.0	74	2649	0.4289	
$ 57 Dibromofluoromethane (Surr)	113	4.443	4.443	0.0	97	192762	55.0	
$ 53 1,2-Dichloroethane-d4 (Surr)	65	4.838	4.838	0.0	86	247108	56.6	
* 58 Fluorobenzene	96	5.167	5.159	0.008	98	562340	50.0	
60 Trichloroethene	95	5.587	5.587	0.0	93	445797	127.2	
* 65 1,4-Dioxane-d8	96	6.023	6.015	0.008	83	17540	1000.0	
$ 76 Toluene-d8 (Surr)	98	7.167	7.159	0.008	98	577884	47.7	
81 Tetrachloroethene	166	7.825	7.825	0.0	77	1216	0.3692	
* 87 Chlorobenzene-d5	117	8.739	8.731	0.008	87	487698	50.0	
$ 97 4-Bromofluorobenzene	174	9.833	9.825	0.008	88	184066	43.3	
* 115 1,4-Dichlorobenzene-d4	152	10.788	10.788	0.0	98	291188	50.0	

Report Date: 09-Jan-2014 06:17:29 Chrom Revision: 2.1 15-Oct-2013 07:52:24

TestAmerica Edison

Data File: \\EDICHROM\ChromData\CVOAMS2\20140108-8646.b\B64531.D

Injection Date:	08-Jan-2014 15:24:30	Instrument ID:	CVOAMS2	Operator ID:	
Lims ID:	460-69122-B-7	Lab Sample ID:	460-69122-7	Worklist Smp#:	18
Client ID:	MW-1I-A				
Purge Vol:	5.000 mL	Dil. Factor:	1.0000	ALS Bottle#:	13
Method:	8260W_2	Limit Group:	VOA - 8260B Water and Solid		

Column: Rtx-624 (0.25 mm)

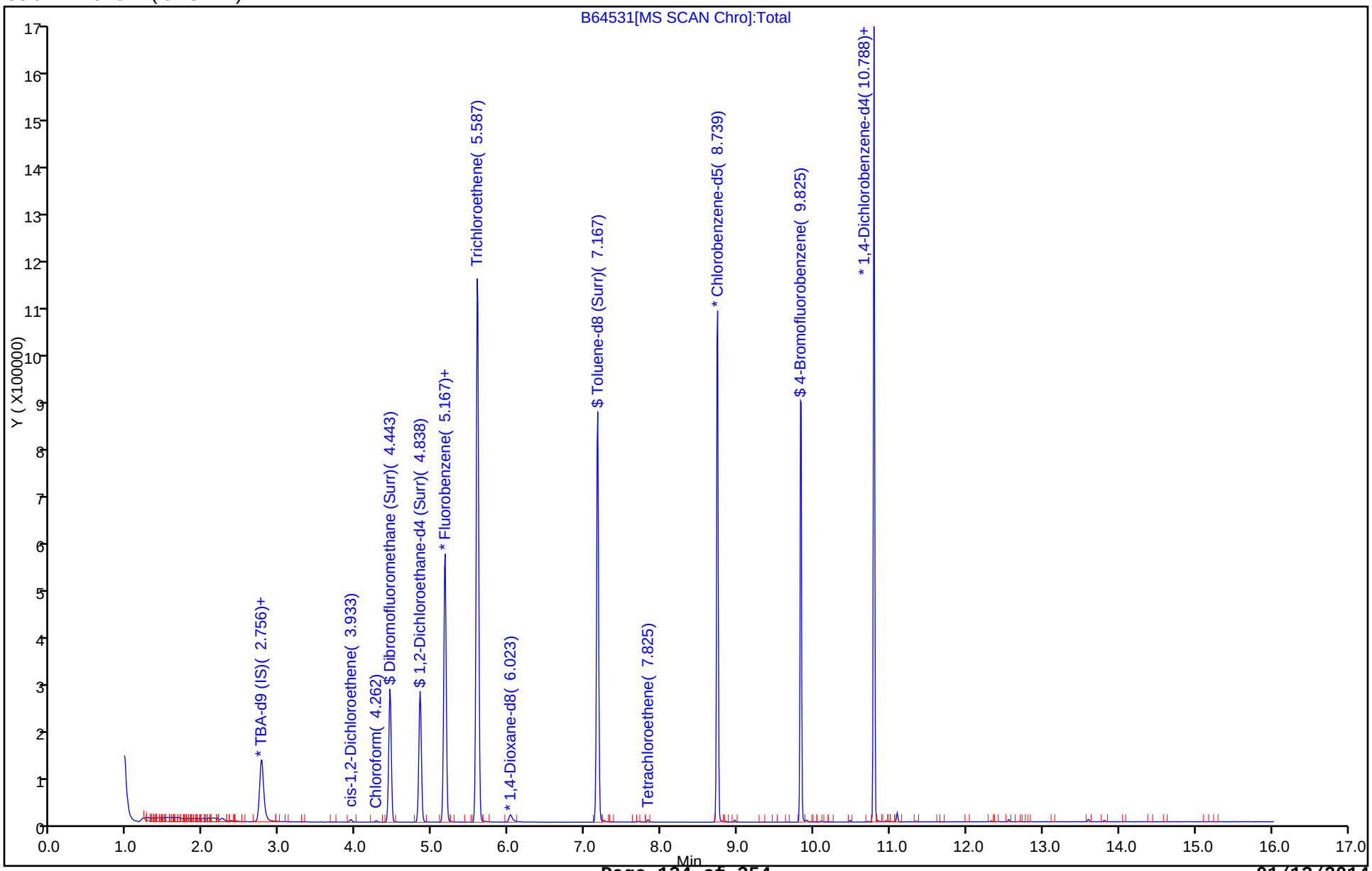

Report Date: 09-Jan-2014 06:17:29 Chrom Revision: 2.1 15-Oct-2013 07:52:24

TestAmerica Edison

Data File: \\EDICHROM\ChromData\CVOAMS2\20140108-8646.b\B64531.D

Injection Date:	08-Jan-2014 15:24:30	Instrument ID:	CVOAMS2		
Lims ID:	460-69122-B-7	Lab Sample ID:	460-69122-7		
Client ID:	MW-1I-A				
Operator ID:		ALS Bottle#:	13	Worklist Smp#:	18
Purge Vol:	5.000 mL	Dil. Factor:	1.0000		
Method:	8260W_2	Limit Group:	VOA - 8260B Water and Solid		
Column:	Rtx-624 (0.25 mm)	Detector	MS SCAN		

39 cis-1,2-Dichloroethene, CAS: 156-59-2

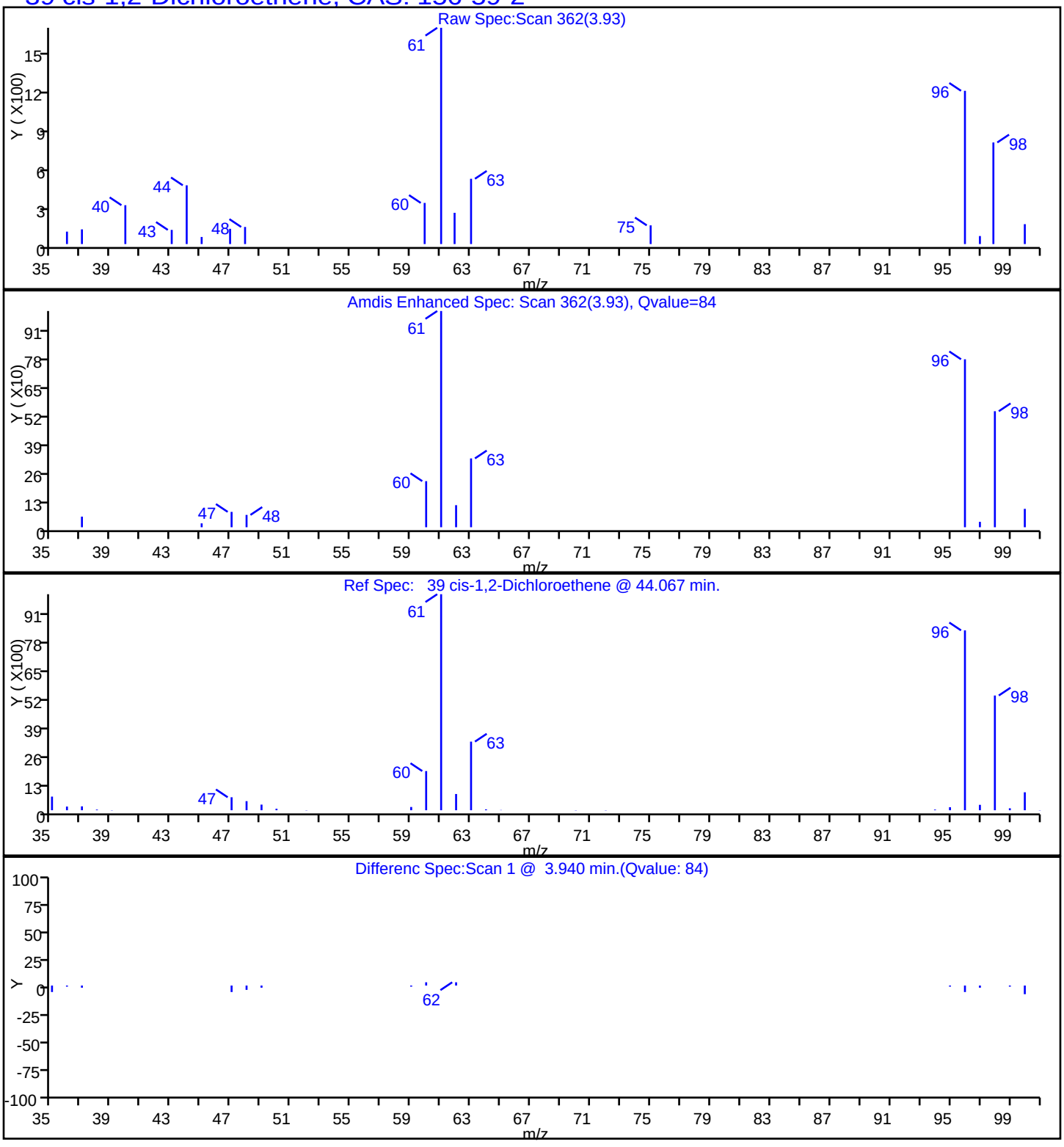

Report Date: 09-Jan-2014 06:17:29 Chrom Revision: 2.1 15-Oct-2013 07:52:24

TestAmerica Edison

Data File: \\EDICHROM\ChromData\CVOAMS2\20140108-8646.b\B64531.D

Injection Date:	08-Jan-2014 15:24:30	Instrument ID:	CVOAMS2
Lims ID:	460-69122-B-7	Lab Sample ID:	460-69122-7
Client ID:	MW-1I-A		
Operator ID:		ALS Bottle#:	13 Worklist Smp#: 18
Purge Vol:	5.000 mL	Dil. Factor:	1.0000
Method:	8260W_2	Limit Group:	VOA - 8260B Water and Solid
Column:	Rtx-624 (0.25 mm)	Detector	MS SCAN

47 Chloroform, CAS: 67-66-3

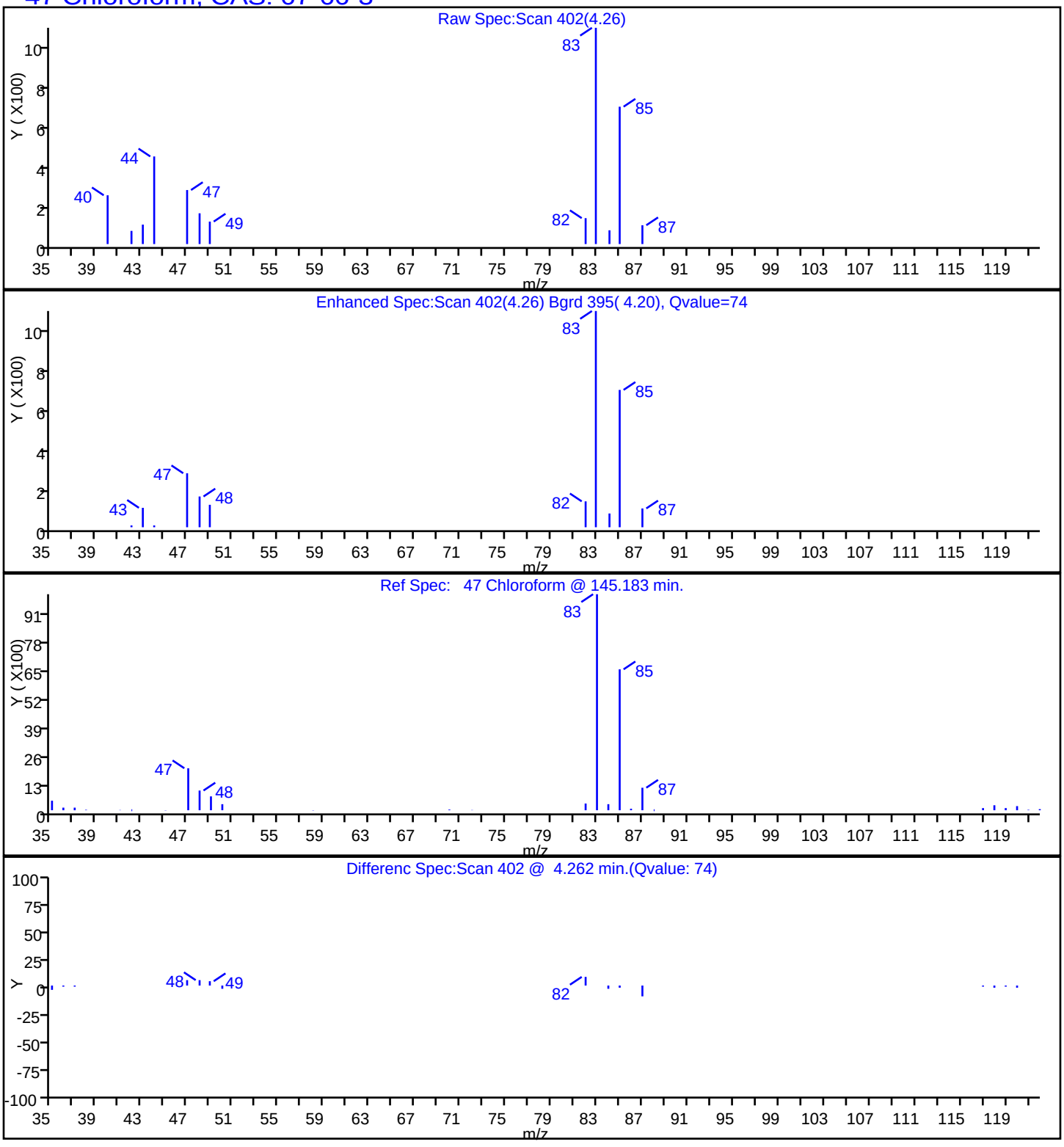

Report Date: 09-Jan-2014 06:17:29 Chrom Revision: 2.1 15-Oct-2013 07:52:24

TestAmerica Edison

Data File: \\EDICHROM\ChromData\CVOAMS2\20140108-8646.b\B64531.D

Injection Date:	08-Jan-2014 15:24:30	Instrument ID:	CVOAMS2		
Lims ID:	460-69122-B-7	Lab Sample ID:	460-69122-7		
Client ID:	MW-1I-A				
Operator ID:		ALS Bottle#:	13	Worklist Smp#:	18
Purge Vol:	5.000 mL	Dil. Factor:	1.0000		
Method:	8260W_2	Limit Group:	VOA - 8260B Water and Solid		
Column:	Rtx-624 (0.25 mm)	Detector	MS SCAN		

60 Trichloroethene, CAS: 79-01-6

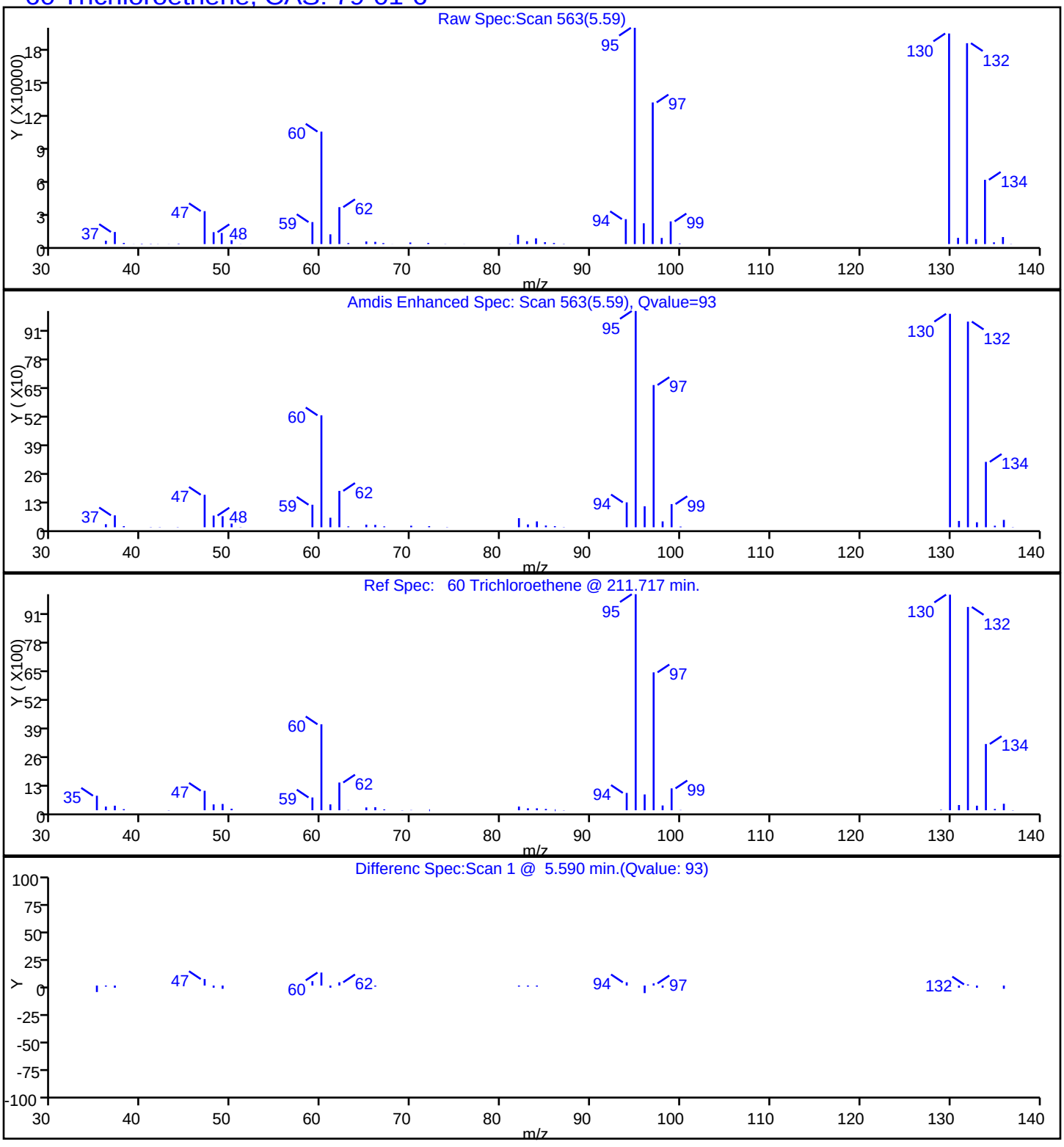

Report Date: 09-Jan-2014 06:17:29 Chrom Revision: 2.1 15-Oct-2013 07:52:24

TestAmerica Edison

Data File: \\EDICHROM\ChromData\CVOAMS2\20140108-8646.b\B64531.D

Injection Date:	08-Jan-2014 15:24:30	Instrument ID:	CVOAMS2		
Lims ID:	460-69122-B-7	Lab Sample ID:	460-69122-7		
Client ID:	MW-1I-A				
Operator ID:		ALS Bottle#:	13	Worklist Smp#:	18
Purge Vol:	5.000 mL	Dil. Factor:	1.0000		
Method:	8260W_2	Limit Group:	VOA - 8260B Water and Solid		
Column:	Rtx-624 (0.25 mm)	Detector	MS SCAN		

81 Tetrachloroethene, CAS: 127-18-4

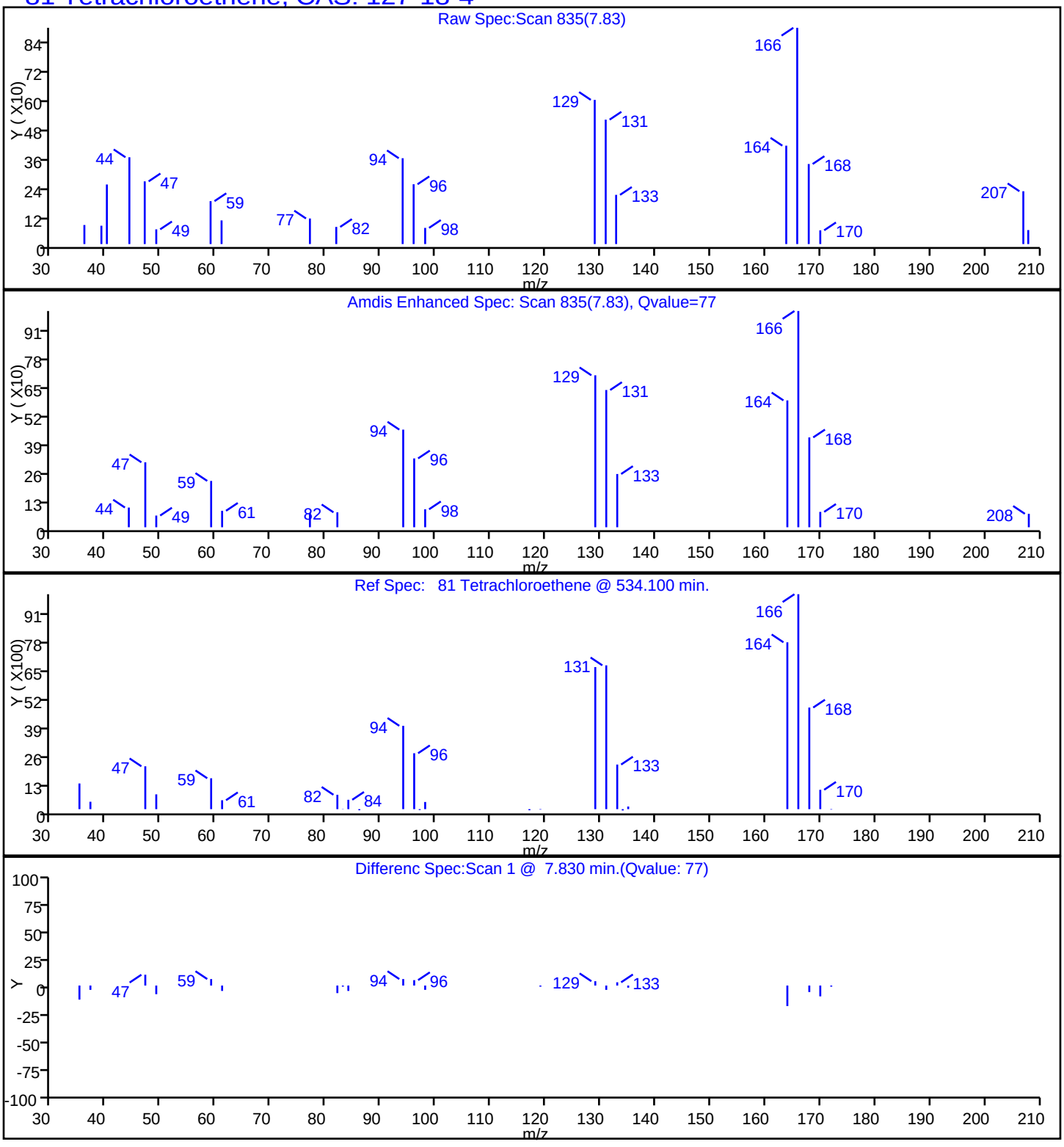

FORM I
GC/MS VOA ORGANICS ANALYSIS DATA SHEET

Lab Name: TestAmerica Edison | Job No.: 460-69122-1

SDG No.:

Client Sample ID: MW-1I-B | Lab Sample ID: 460-69122-8

Matrix: Water | Lab File ID: B64532.D

Analysis Method: 8260B | Date Collected: 12/31/2013 11:00

Sample wt/vol: 5(mL) | Date Analyzed: 01/08/2014 15:47

Soil Aliquot Vol: | Dilution Factor: 1

Soil Extract Vol.: | GC Column: Rtx-624 ID: 0.25(mm)

% Moisture: | Level: (low/med) Low

Analysis Batch No.: 201600 | Units: ug/L

CAS NO.	COMPOUND NAME	RESULT	Q	RL	MDL
74-87-3	Chloromethane	0.10	U	1.0	0.10
74-83-9	Bromomethane	0.18	U	1.0	0.18
75-01-4	Vinyl chloride	0.14	U	1.0	0.14
75-00-3	Chloroethane	0.17	U	1.0	0.17
75-09-2	Methylene Chloride	0.18	U	1.0	0.18
67-64-1	Acetone	2.7	U	5.0	2.7
75-15-0	Carbon disulfide	0.13	U	1.0	0.13
75-35-4	1,1-Dichloroethene	0.090	U	1.0	0.090
75-34-3	1,1-Dichloroethane	0.13	U	1.0	0.13
156-60-5	trans-1,2-Dichloroethene	0.13	U	1.0	0.13
156-59-2	cis-1,2-Dichloroethene	0.73	J	1.0	0.18
67-66-3	Chloroform	0.45	J	1.0	0.080
107-06-2	1,2-Dichloroethane	0.19	U	1.0	0.19
78-93-3	2-Butanone	2.3	U	5.0	2.3
71-55-6	1,1,1-Trichloroethane	0.060	U	1.0	0.060
56-23-5	Carbon tetrachloride	0.060	U	1.0	0.060
75-27-4	Bromodichloromethane	0.12	U	1.0	0.12
78-87-5	1,2-Dichloropropane	0.090	U	1.0	0.090
10061-01-5	cis-1,3-Dichloropropene	0.18	U	1.0	0.18
79-01-6	Trichloroethene	140		1.0	0.090
124-48-1	Dibromochloromethane	0.20	U	1.0	0.20
79-00-5	1,1,2-Trichloroethane	0.19	U	1.0	0.19
71-43-2	Benzene	0.080	U	1.0	0.080
10061-02-6	trans-1,3-Dichloropropene	0.24	U	1.0	0.24
75-25-2	Bromoform	0.19	U	1.0	0.19
108-10-1	4-Methyl-2-pentanone	0.99	U	5.0	0.99
591-78-6	2-Hexanone	0.50	U	5.0	0.50
127-18-4	Tetrachloroethene	0.35	J	1.0	0.10
79-34-5	1,1,2,2-Tetrachloroethane	0.16	U	1.0	0.16
108-88-3	Toluene	0.15	U	1.0	0.15
108-90-7	Chlorobenzene	0.11	U	1.0	0.11
100-41-4	Ethylbenzene	0.10	U	1.0	0.10
100-42-5	Styrene	0.12	U	1.0	0.12
1330-20-7	Xylenes, Total	0.13	U	2.0	0.13

FORM I
GC/MS VOA ORGANICS ANALYSIS DATA SHEET

Lab Name: TestAmerica Edison Job No.: 460-69122-1

SDG No.:

Client Sample ID: MW-1I-B Lab Sample ID: 460-69122-8

Matrix: Water Lab File ID: B64532.D

Analysis Method: 8260B Date Collected: 12/31/2013 11:00

Sample wt/vol: 5(mL) Date Analyzed: 01/08/2014 15:47

Soil Aliquot Vol: Dilution Factor: 1

Soil Extract Vol.: GC Column: Rtx-624 ID: 0.25(mm)

% Moisture: Level: (low/med) Low

Analysis Batch No.: 201600 Units: ug/L

CAS NO.	SURROGATE	%REC	Q	LIMITS
17060-07-0	1,2-Dichloroethane-d4 (Surr)	124		70-130
460-00-4	Bromofluorobenzene	93		70-130
2037-26-5	Toluene-d8 (Surr)	104		70-130
1868-53-7	Dibromofluoromethane (Surr)	120		70-130

FORM I
GC/MS VOA ORGANICS ANALYSIS DATA SHEET
TENTATIVELY IDENTIFIED COMPOUNDS

Lab Name: TestAmerica Edison Job No.: 460-69122-1

SDG No.:

Client Sample ID: MW-1I-B Lab Sample ID: 460-69122-8

Matrix: Water Lab File ID: B64532.D

Analysis Method: 8260B Date Collected: 12/31/2013 11:00

Sample wt/vol: 5(mL) Date Analyzed: 01/08/2014 15:47

Soil Aliquot Vol: Dilution Factor: 1

Soil Extract Vol.: GC Column: Rtx-624 ID: 0.25(mm)

% Moisture: Level: (low/med) Low

Analysis Batch No.: 201600 Units: ug/L

Number TICs Found: 0 TIC Result Total: 0

CAS NO.	COMPOUND NAME	RT	RESULT	Q
	Tentatively Identified Compound		None	

TestAmerica Edison
Target Compound Quantitation Report

Data File: \\EDICHROM\ChromData\CVOAMS2\20140108-8646.b\B64532.D
Lims ID: 460-69122-B-8 Lab Sample ID: 460-69122-8
Client ID: MW-1I-B
Sample Type: Client
Inject. Date: 08-Jan-2014 15:47:30 ALS Bottle#: 14 Worklist Smp#: 19
Purge Vol: 5.000 mL Dil. Factor: 1.0000
Sample Info: 460-69122-B-8
Misc. Info.: 460-0008646-019
Operator ID: Instrument ID: CVOAMS2

Method: \\EDICHROM\ChromData\CVOAMS2\20140108-8646.b\8260W_2.m
Limit Group: VOA - 8260B Water and Solid
Last Update: 09-Jan-2014 06:17:01 Calib Date: 13-Dec-2013 14:51:30
Integrator: RTE ID Type: Deconvolution ID
Quant Method: Internal Standard Quant By: Initial Calibration
Last ICal File: \\EDICHROM\ChromData\CVOAMS2\20131213-7772.b\B63528.D

Column 1 : Rtx-624 (0.25 mm) Detector MS SCAN
Process Host: XAWRK051

First Level Reviewer: baronm Date: 08-Jan-2014 16:49:16

Compound	Sig	RT (min.)	Exp RT (min.)	Dlt RT (min.)	Q	Response	On-Col Amt ug/l	Flags
* 26 TBA-d9 (IS)	65	2.764	2.764	0.0	60	181294	1000.0	
39 cis-1,2-Dichloroethene	96	3.933	3.933	0.0	80	2378	0.7325	
47 Chloroform	83	4.270	4.262	0.008	76	2525	0.4474	
$ 57 Dibromofluoromethane (Surr)	113	4.451	4.443	0.008	97	191685	59.8	
$ 53 1,2-Dichloroethane-d4 (Surr)	65	4.846	4.838	0.008	86	246910	61.9	
* 58 Fluorobenzene	96	5.167	5.159	0.008	98	513863	50.0	
60 Trichloroethene	95	5.595	5.587	0.008	93	438512	136.9	
* 65 1,4-Dioxane-d8	96	6.023	6.015	0.008	82	15309	1000.0	
$ 76 Toluene-d8 (Surr)	98	7.167	7.159	0.008	98	586292	52.2	
81 Tetrachloroethene	166	7.834	7.825	0.009	72	1083	0.3550	
* 87 Chlorobenzene-d5	117	8.739	8.731	0.008	87	451811	50.0	
$ 97 4-Bromofluorobenzene	174	9.833	9.825	0.008	87	183346	46.6	
* 115 1,4-Dichlorobenzene-d4	152	10.788	10.788	0.0	98	269595	50.0	

Report Date: 09-Jan-2014 06:17:30 Chrom Revision: 2.1 15-Oct-2013 07:52:24

TestAmerica Edison

Data File: \\EDICHROM\ChromData\CVOAMS2\20140108-8646.b\B64532.D

Injection Date:	08-Jan-2014 15:47:30	Instrument ID:	CVOAMS2	Operator ID:	
Lims ID:	460-69122-B-8	Lab Sample ID:	460-69122-8	Worklist Smp#:	19
Client ID:	MW-1I-B				
Purge Vol:	5.000 mL	Dil. Factor:	1.0000	ALS Bottle#:	14
Method:	8260W_2	Limit Group:	VOA - 8260B Water and Solid		

Column: Rtx-624 (0.25 mm)

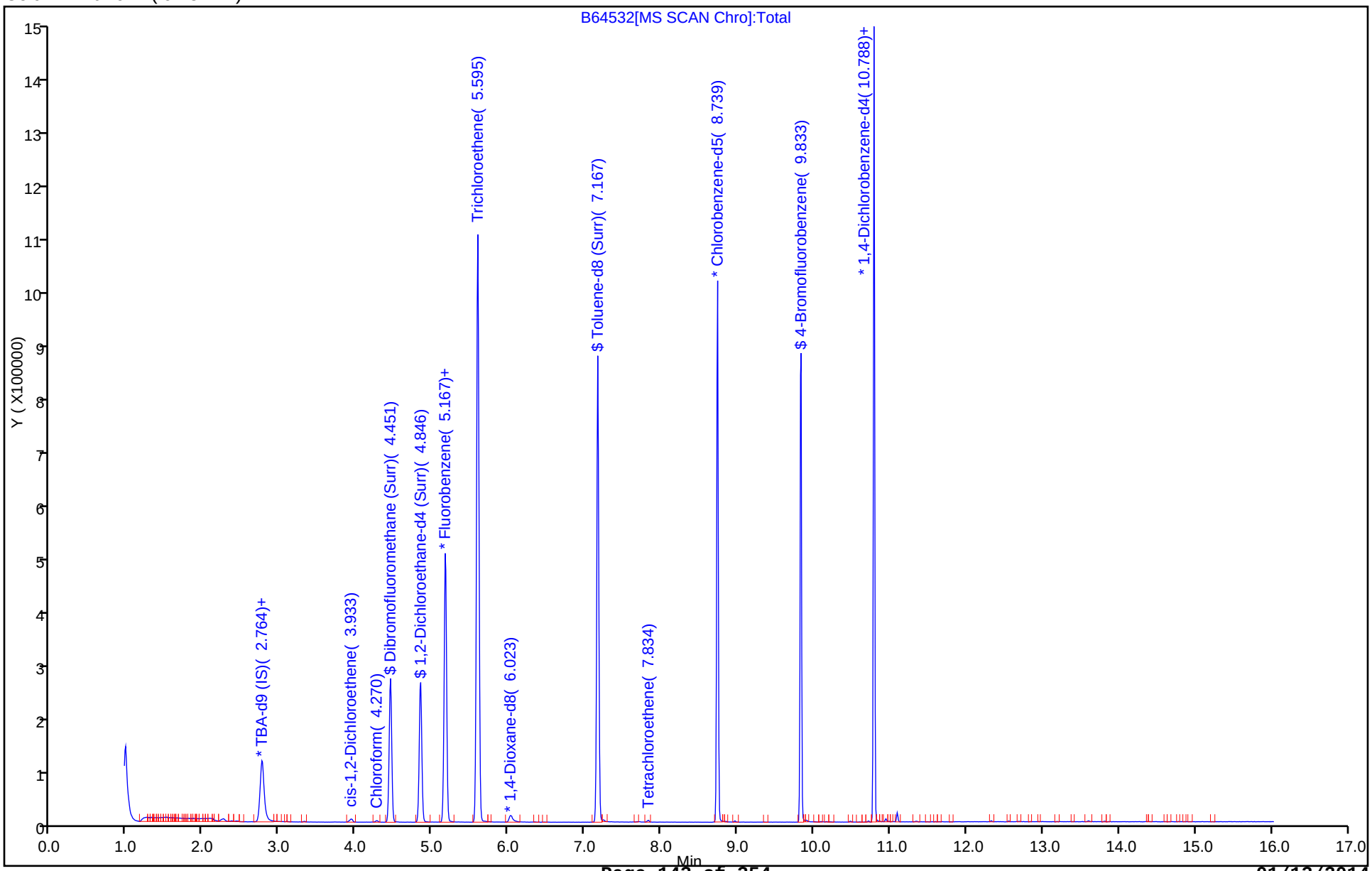

Report Date: 09-Jan-2014 06:17:30 Chrom Revision: 2.1 15-Oct-2013 07:52:24

TestAmerica Edison

Data File: \\EDICHROM\ChromData\CVOAMS2\20140108-8646.b\B64532.D

Injection Date:	08-Jan-2014 15:47:30	Instrument ID:	CVOAMS2		
Lims ID:	460-69122-B-8	Lab Sample ID:	460-69122-8		
Client ID:	MW-1I-B				
Operator ID:		ALS Bottle#:	14	Worklist Smp#:	19
Purge Vol:	5.000 mL	Dil. Factor:	1.0000		
Method:	8260W_2	Limit Group:	VOA - 8260B Water and Solid		
Column:	Rtx-624 (0.25 mm)	Detector	MS SCAN		

39 cis-1,2-Dichloroethene, CAS: 156-59-2

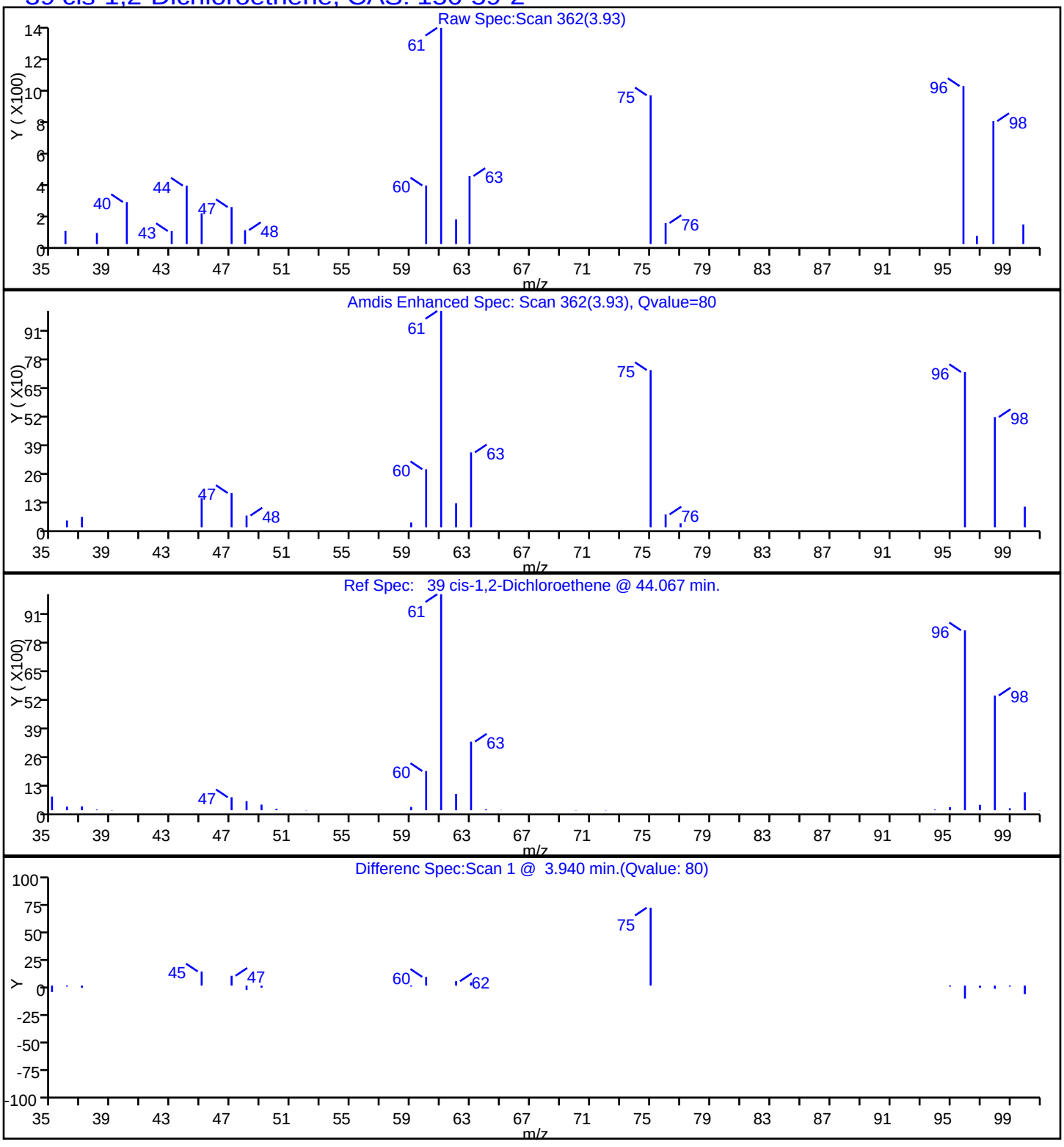

Report Date: 09-Jan-2014 06:17:30 Chrom Revision: 2.1 15-Oct-2013 07:52:24

TestAmerica Edison

Data File: \\EDICHROM\ChromData\CVOAMS2\20140108-8646.b\B64532.D

Injection Date:	08-Jan-2014 15:47:30	Instrument ID:	CVOAMS2		
Lims ID:	460-69122-B-8	Lab Sample ID:	460-69122-8		
Client ID:	MW-1I-B				
Operator ID:		ALS Bottle#:	14	Worklist Smp#:	19
Purge Vol:	5.000 mL	Dil. Factor:	1.0000		
Method:	8260W_2	Limit Group:	VOA - 8260B Water and Solid		
Column:	Rtx-624 (0.25 mm)	Detector	MS SCAN		

47 Chloroform, CAS: 67-66-3

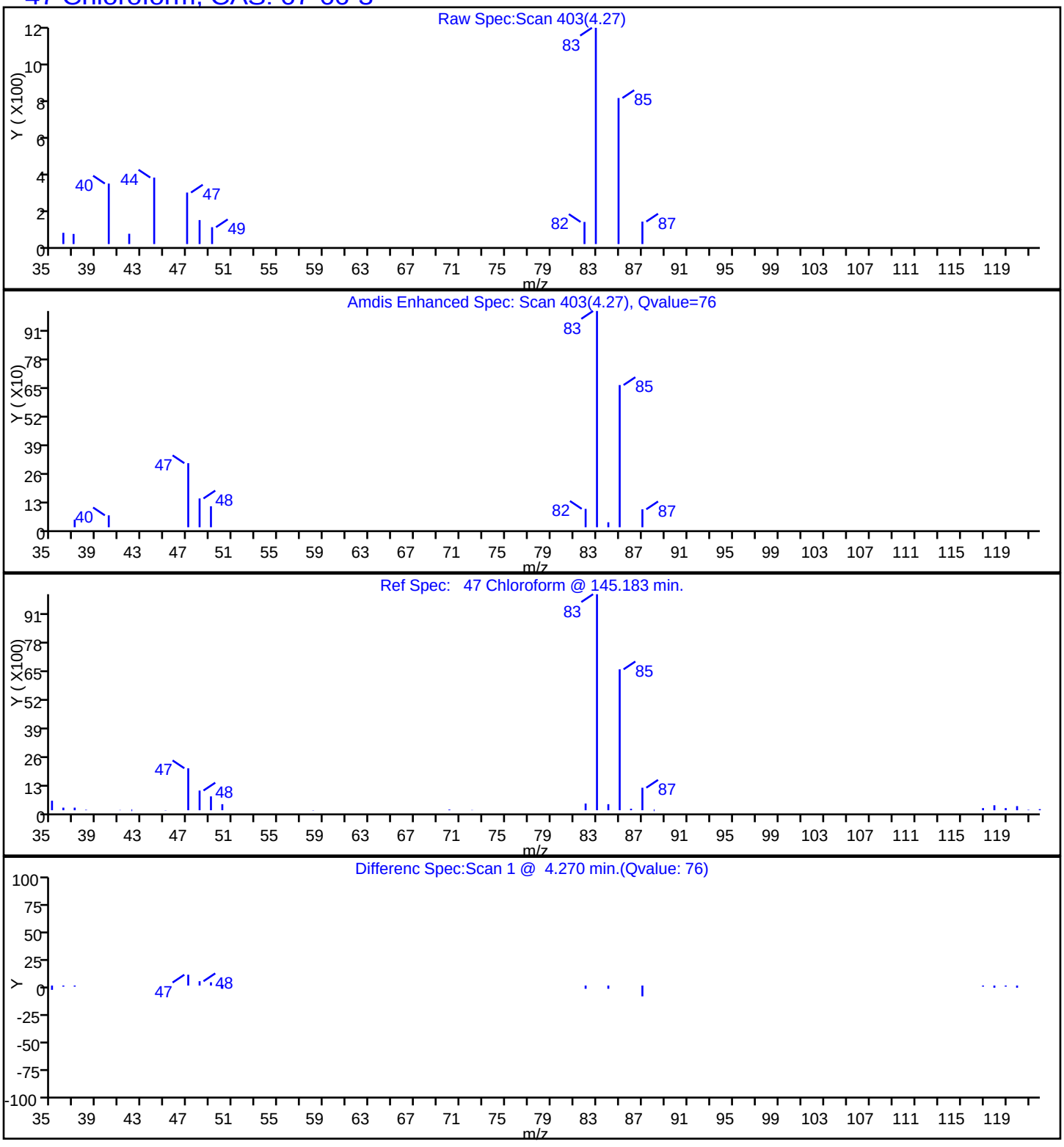

Report Date: 09-Jan-2014 06:17:30 Chrom Revision: 2.1 15-Oct-2013 07:52:24

TestAmerica Edison

Data File: \\EDICHROM\ChromData\CVOAMS2\20140108-8646.b\B64532.D

Injection Date:	08-Jan-2014 15:47:30	Instrument ID:	CVOAMS2
Lims ID:	460-69122-B-8	Lab Sample ID:	460-69122-8
Client ID:	MW-1I-B		
Operator ID:		ALS Bottle#:	14 Worklist Smp#: 19
Purge Vol:	5.000 mL	Dil. Factor:	1.0000
Method:	8260W_2	Limit Group:	VOA - 8260B Water and Solid
Column:	Rtx-624 (0.25 mm)	Detector	MS SCAN

60 Trichloroethene, CAS: 79-01-6

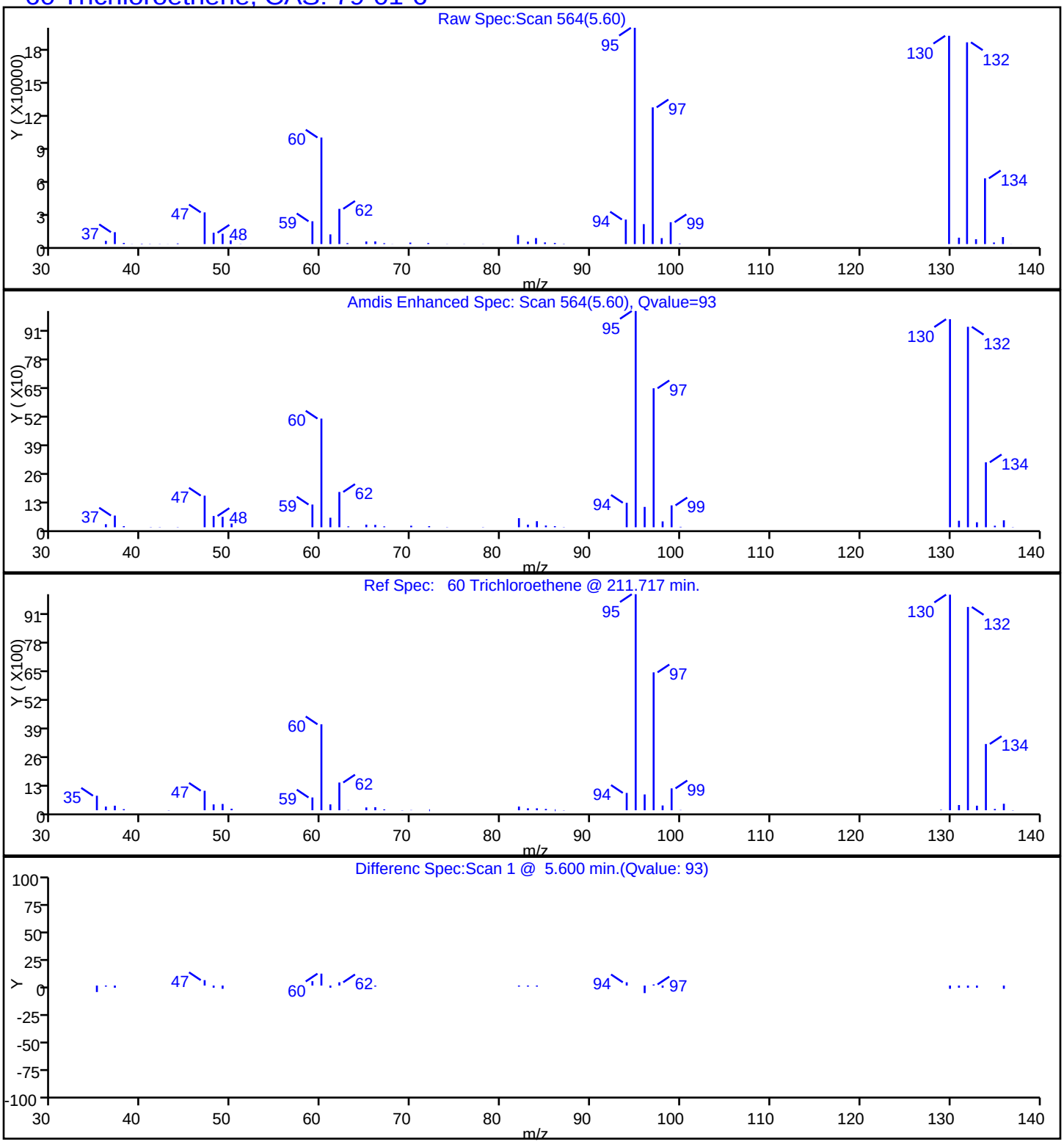

Report Date: 09-Jan-2014 06:17:30 Chrom Revision: 2.1 15-Oct-2013 07:52:24

TestAmerica Edison

Data File: \\EDICHROM\ChromData\CVOAMS2\20140108-8646.b\B64532.D

Injection Date:	08-Jan-2014 15:47:30	Instrument ID:	CVOAMS2		
Lims ID:	460-69122-B-8	Lab Sample ID:	460-69122-8		
Client ID:	MW-1I-B				
Operator ID:		ALS Bottle#:	14	Worklist Smp#:	19
Purge Vol:	5.000 mL	Dil. Factor:	1.0000		
Method:	8260W_2	Limit Group:	VOA - 8260B Water and Solid		
Column:	Rtx-624 (0.25 mm)	Detector	MS SCAN		

81 Tetrachloroethene, CAS: 127-18-4

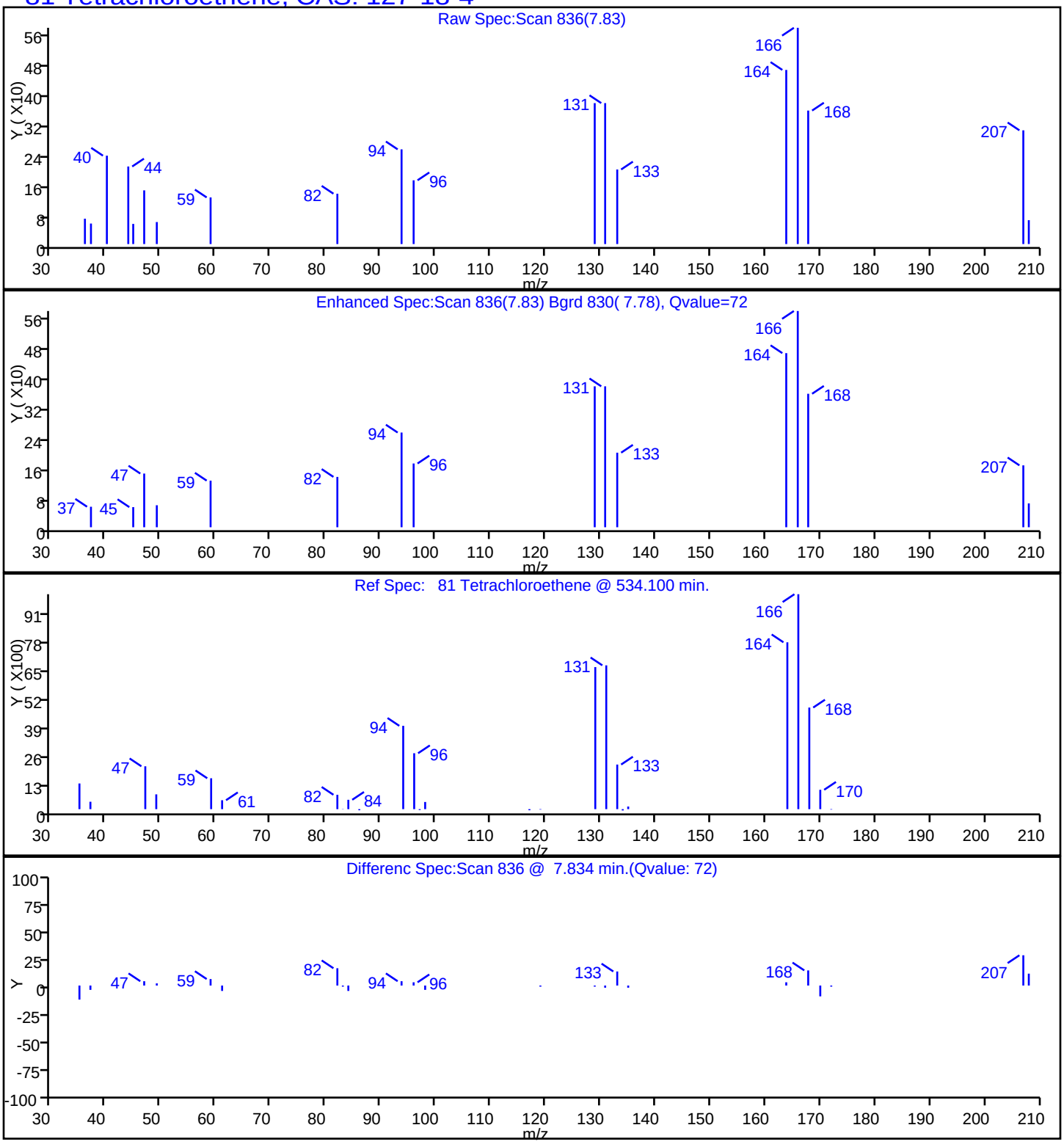

FORM I
GC/MS VOA ORGANICS ANALYSIS DATA SHEET

Lab Name: TestAmerica Edison | Job No.: 460-69122-1

SDG No.:

Client Sample ID: DUP-01-123113 | Lab Sample ID: 460-69122-9

Matrix: Water | Lab File ID: B64534.D

Analysis Method: 8260B | Date Collected: 12/31/2013 12:00

Sample wt/vol: 5(mL) | Date Analyzed: 01/08/2014 16:32

Soil Aliquot Vol: | Dilution Factor: 1

Soil Extract Vol.: | GC Column: Rtx-624 ID: 0.25(mm)

% Moisture: | Level: (low/med) Low

Analysis Batch No.: 201600 | Units: ug/L

CAS NO.	COMPOUND NAME	RESULT	Q	RL	MDL
74-87-3	Chloromethane	0.10	U	1.0	0.10
74-83-9	Bromomethane	0.18	U	1.0	0.18
75-01-4	Vinyl chloride	0.14	U	1.0	0.14
75-00-3	Chloroethane	0.17	U	1.0	0.17
75-09-2	Methylene Chloride	0.18	U	1.0	0.18
67-64-1	Acetone	2.7	U	5.0	2.7
75-15-0	Carbon disulfide	0.13	U	1.0	0.13
75-35-4	1,1-Dichloroethene	0.090	U	1.0	0.090
75-34-3	1,1-Dichloroethane	0.13	U	1.0	0.13
156-60-5	trans-1,2-Dichloroethene	0.13	U	1.0	0.13
156-59-2	cis-1,2-Dichloroethene	0.75	J	1.0	0.18
67-66-3	Chloroform	0.46	J	1.0	0.080
107-06-2	1,2-Dichloroethane	0.19	U	1.0	0.19
78-93-3	2-Butanone	2.3	U	5.0	2.3
71-55-6	1,1,1-Trichloroethane	0.060	U	1.0	0.060
56-23-5	Carbon tetrachloride	0.060	U	1.0	0.060
75-27-4	Bromodichloromethane	0.12	U	1.0	0.12
78-87-5	1,2-Dichloropropane	0.090	U	1.0	0.090
10061-01-5	cis-1,3-Dichloropropene	0.18	U	1.0	0.18
79-01-6	Trichloroethene	130		1.0	0.090
124-48-1	Dibromochloromethane	0.20	U	1.0	0.20
79-00-5	1,1,2-Trichloroethane	0.19	U	1.0	0.19
71-43-2	Benzene	0.080	U	1.0	0.080
10061-02-6	trans-1,3-Dichloropropene	0.24	U	1.0	0.24
75-25-2	Bromoform	0.19	U	1.0	0.19
108-10-1	4-Methyl-2-pentanone	0.99	U	5.0	0.99
591-78-6	2-Hexanone	0.50	U	5.0	0.50
127-18-4	Tetrachloroethene	0.33	J	1.0	0.10
79-34-5	1,1,2,2-Tetrachloroethane	0.16	U	1.0	0.16
108-88-3	Toluene	0.15	U	1.0	0.15
108-90-7	Chlorobenzene	0.11	U	1.0	0.11
100-41-4	Ethylbenzene	0.10	U	1.0	0.10
100-42-5	Styrene	0.12	U	1.0	0.12
1330-20-7	Xylenes, Total	0.13	U	2.0	0.13

FORM I
GC/MS VOA ORGANICS ANALYSIS DATA SHEET

Lab Name: TestAmerica Edison Job No.: 460-69122-1

SDG No.:

Client Sample ID: DUP-01-123113 Lab Sample ID: 460-69122-9

Matrix: Water Lab File ID: B64534.D

Analysis Method: 8260B Date Collected: 12/31/2013 12:00

Sample wt/vol: 5(mL) Date Analyzed: 01/08/2014 16:32

Soil Aliquot Vol: Dilution Factor: 1

Soil Extract Vol.: GC Column: Rtx-624 ID: 0.25(mm)

% Moisture: Level: (low/med) Low

Analysis Batch No.: 201600 Units: ug/L

CAS NO.	SURROGATE	%REC	Q	LIMITS
17060-07-0	1,2-Dichloroethane-d4 (Surr)	125		70-130
460-00-4	Bromofluorobenzene	94		70-130
2037-26-5	Toluene-d8 (Surr)	104		70-130
1868-53-7	Dibromofluoromethane (Surr)	119		70-130

FORM I
GC/MS VOA ORGANICS ANALYSIS DATA SHEET
TENTATIVELY IDENTIFIED COMPOUNDS

Lab Name: TestAmerica Edison Job No.: 460-69122-1

SDG No.:

Client Sample ID: DUP-01-123113 Lab Sample ID: 460-69122-9

Matrix: Water Lab File ID: B64534.D

Analysis Method: 8260B Date Collected: 12/31/2013 12:00

Sample wt/vol: 5(mL) Date Analyzed: 01/08/2014 16:32

Soil Aliquot Vol: Dilution Factor: 1

Soil Extract Vol.: GC Column: Rtx-624 ID: 0.25(mm)

% Moisture: Level: (low/med) Low

Analysis Batch No.: 201600 Units: ug/L

Number TICs Found: 0 TIC Result Total: 0

CAS NO.	COMPOUND NAME	RT	RESULT	Q
	Tentatively Identified Compound		None	

TestAmerica Edison
Target Compound Quantitation Report

Data File: \\EDICHROM\ChromData\CVOAMS2\20140108-8646.b\B64534.D
Lims ID: 460-69122-B-9 Lab Sample ID: 460-69122-9
Client ID: DUP-01-123113
Sample Type: Client
Inject. Date: 08-Jan-2014 16:32:30 ALS Bottle#: 16 Worklist Smp#: 21
Purge Vol: 5.000 mL Dil. Factor: 1.0000
Sample Info: 460-69122-B-9
Misc. Info.: 460-0008646-021
Operator ID: Instrument ID: CVOAMS2

Method: \\EDICHROM\ChromData\CVOAMS2\20140108-8646.b\8260W_2.m
Limit Group: VOA - 8260B Water and Solid
Last Update: 09-Jan-2014 15:50:42 Calib Date: 13-Dec-2013 14:51:30
Integrator: RTE ID Type: Deconvolution ID
Quant Method: Internal Standard Quant By: Initial Calibration
Last ICal File: \\EDICHROM\ChromData\CVOAMS2\20131213-7772.b\B63528.D

Column 1 : Rtx-624 (0.25 mm) Detector MS SCAN
Process Host: XAWRK028

First Level Reviewer: moroneyc Date: 09-Jan-2014 06:15:01

Compound	Sig	RT (min.)	Exp RT (min.)	Dlt RT (min.)	Q	Response	On-Col Amt ug/l	Flags
* 26 TBA-d9 (IS)	65	2.764	2.764	0.0	59	191720	1000.0	
39 cis-1,2-Dichloroethene	96	3.941	3.933	0.008	86	2546	0.7535	
47 Chloroform	83	4.270	4.262	0.008	70	2723	0.4636	
$ 57 Dibromofluoromethane (Surr)	113	4.451	4.443	0.008	97	198277	59.4	
$ 53 1,2-Dichloroethane-d4 (Surr)	65	4.846	4.838	0.008	86	259663	62.5	
* 58 Fluorobenzene	96	5.167	5.159	0.008	98	534836	50.0	
60 Trichloroethene	95	5.595	5.587	0.008	93	438651	131.6	
* 65 1,4-Dioxane-d8	96	6.023	6.015	0.008	87	16325	1000.0	
$ 76 Toluene-d8 (Surr)	98	7.167	7.159	0.008	98	616652	51.9	
81 Tetrachloroethene	166	7.825	7.825	0.0	73	1062	0.3292	
* 87 Chlorobenzene-d5	117	8.739	8.731	0.008	87	477777	50.0	
$ 97 4-Bromofluorobenzene	174	9.833	9.825	0.008	88	195979	47.1	
* 115 1,4-Dichlorobenzene-d4	152	10.788	10.788	0.0	98	283461	50.0	

Report Date: 09-Jan-2014 15:50:42 Chrom Revision: 2.1 15-Oct-2013 07:52:24

TestAmerica Edison

Data File: \\EDICHROM\ChromData\CVOAMS2\20140108-8646.b\B64534.D

Injection Date:	08-Jan-2014 16:32:30	Instrument ID:	CVOAMS2	Operator ID:	
Lims ID:	460-69122-B-9	Lab Sample ID:	460-69122-9	Worklist Smp#:	21
Client ID:	DUP-01-123113				
Purge Vol:	5.000 mL	Dil. Factor:	1.0000	ALS Bottle#:	16
Method:	8260W_2	Limit Group:	VOA - 8260B Water and Solid		

Column: Rtx-624 (0.25 mm)

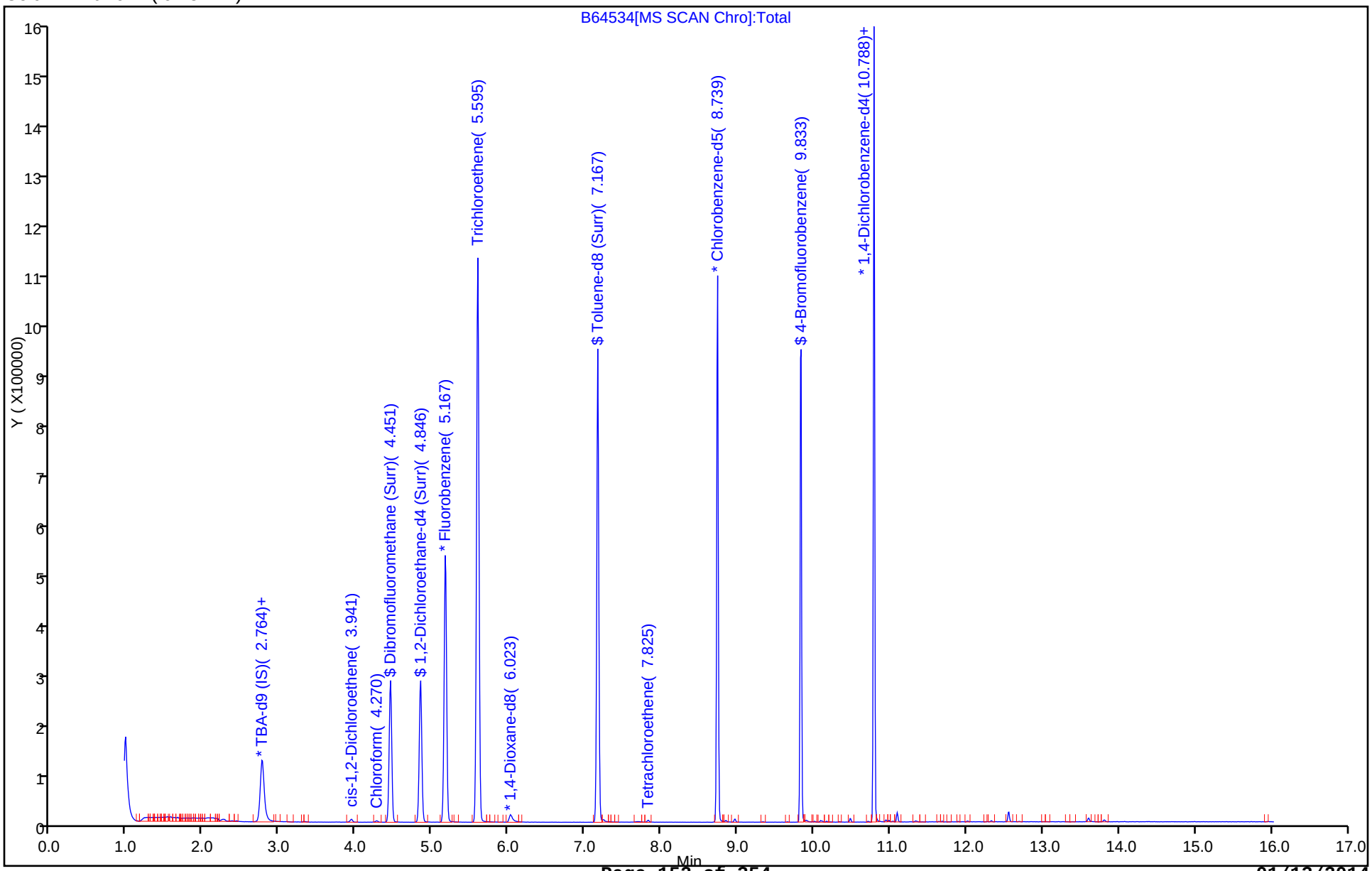

Report Date: 09-Jan-2014 15:50:42 Chrom Revision: 2.1 15-Oct-2013 07:52:24

TestAmerica Edison

Data File: \\EDICHROM\ChromData\CVOAMS2\20140108-8646.b\B64534.D

Injection Date:	08-Jan-2014 16:32:30	Instrument ID:	CVOAMS2		
Lims ID:	460-69122-B-9	Lab Sample ID:	460-69122-9		
Client ID:	DUP-01-123113				
Operator ID:		ALS Bottle#:	16	Worklist Smp#:	21
Purge Vol:	5.000 mL	Dil. Factor:	1.0000		
Method:	8260W_2	Limit Group:	VOA - 8260B Water and Solid		
Column:	Rtx-624 (0.25 mm)	Detector	MS SCAN		

39 cis-1,2-Dichloroethene, CAS: 156-59-2

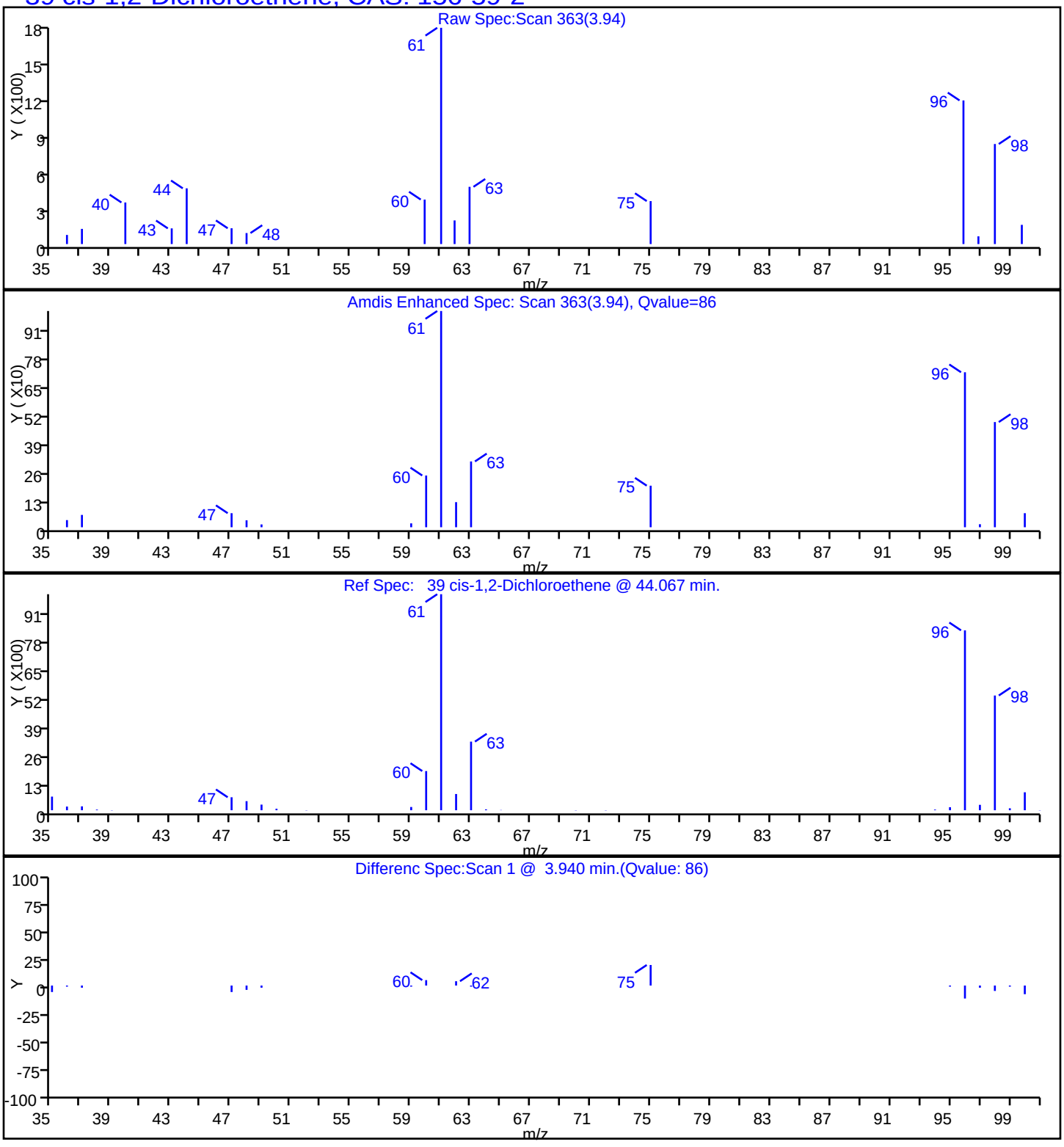

Report Date: 09-Jan-2014 15:50:42 Chrom Revision: 2.1 15-Oct-2013 07:52:24

TestAmerica Edison

Data File: \\EDICHROM\ChromData\CVOAMS2\20140108-8646.b\B64534.D

Injection Date:	08-Jan-2014 16:32:30	Instrument ID:	CVOAMS2
Lims ID:	460-69122-B-9	Lab Sample ID:	460-69122-9
Client ID:	DUP-01-123113		
Operator ID:		ALS Bottle#:	16 Worklist Smp#: 21
Purge Vol:	5.000 mL	Dil. Factor:	1.0000
Method:	8260W_2	Limit Group:	VOA - 8260B Water and Solid
Column:	Rtx-624 (0.25 mm)	Detector	MS SCAN

47 Chloroform, CAS: 67-66-3

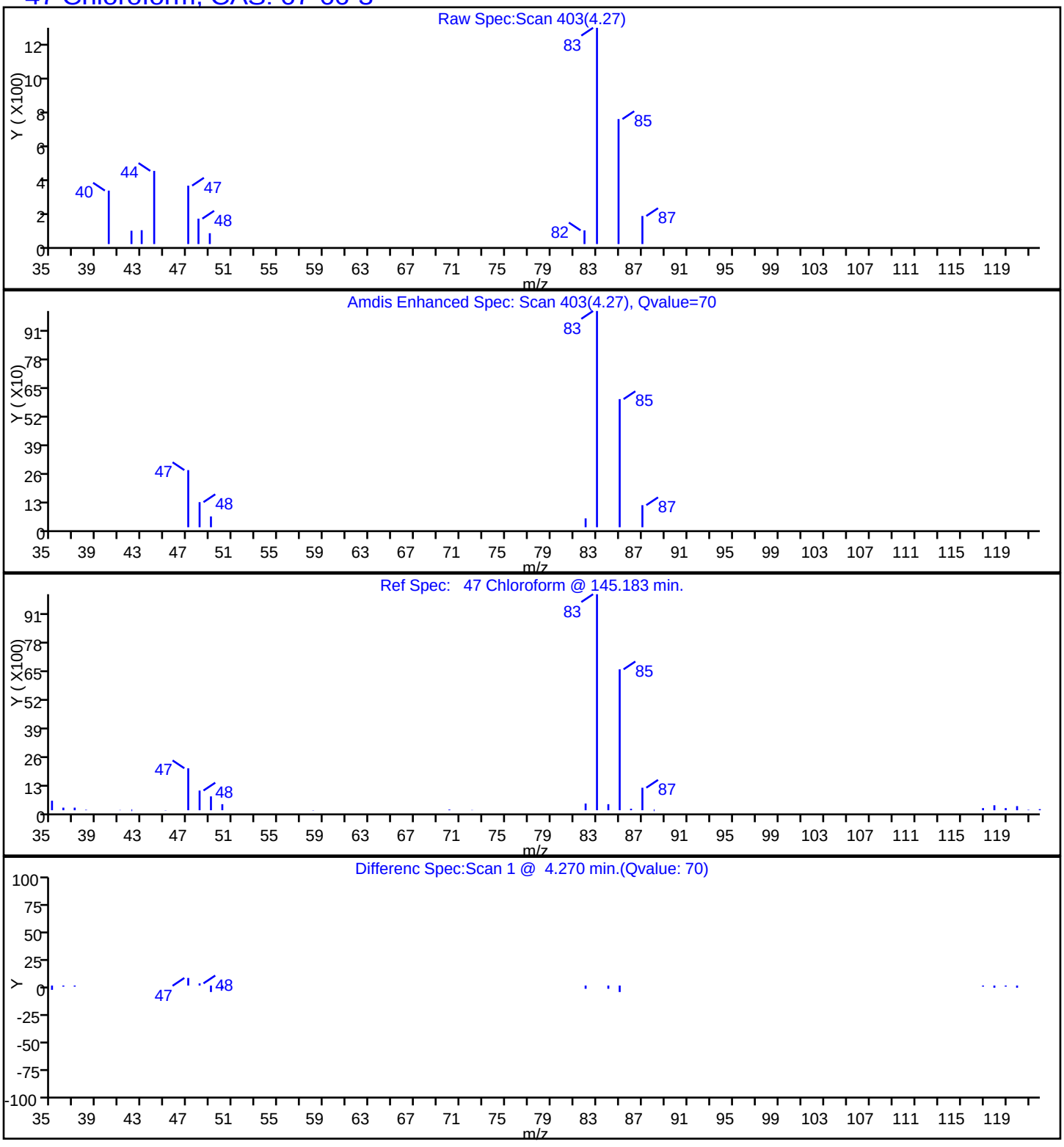

Report Date: 09-Jan-2014 15:50:42 Chrom Revision: 2.1 15-Oct-2013 07:52:24

TestAmerica Edison

Data File: \\EDICHROM\ChromData\CVOAMS2\20140108-8646.b\B64534.D

Injection Date:	08-Jan-2014 16:32:30	Instrument ID:	CVOAMS2
Lims ID:	460-69122-B-9	Lab Sample ID:	460-69122-9
Client ID:	DUP-01-123113		
Operator ID:		ALS Bottle#:	16 Worklist Smp#: 21
Purge Vol:	5.000 mL	Dil. Factor:	1.0000
Method:	8260W_2	Limit Group:	VOA - 8260B Water and Solid
Column:	Rtx-624 (0.25 mm)	Detector	MS SCAN

60 Trichloroethene, CAS: 79-01-6

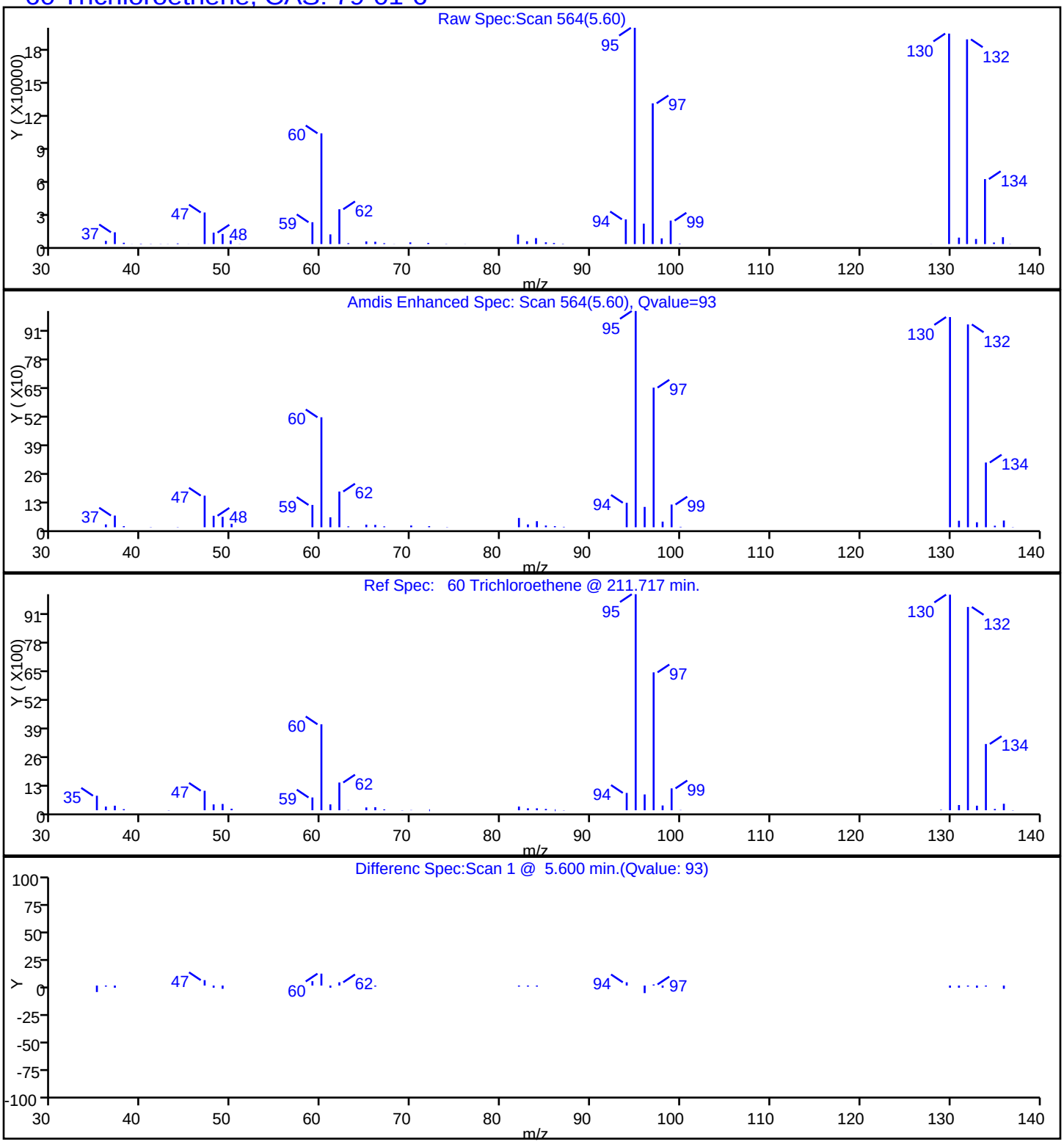

Report Date: 09-Jan-2014 15:50:42 Chrom Revision: 2.1 15-Oct-2013 07:52:24

TestAmerica Edison

Data File: \\EDICHROM\ChromData\CVOAMS2\20140108-8646.b\B64534.D

Injection Date:	08-Jan-2014 16:32:30	Instrument ID:	CVOAMS2
Lims ID:	460-69122-B-9	Lab Sample ID:	460-69122-9
Client ID:	DUP-01-123113		
Operator ID:		ALS Bottle#:	16 Worklist Smp#: 21
Purge Vol:	5.000 mL	Dil. Factor:	1.0000
Method:	8260W_2	Limit Group:	VOA - 8260B Water and Solid
Column:	Rtx-624 (0.25 mm)	Detector	MS SCAN

81 Tetrachloroethene, CAS: 127-18-4

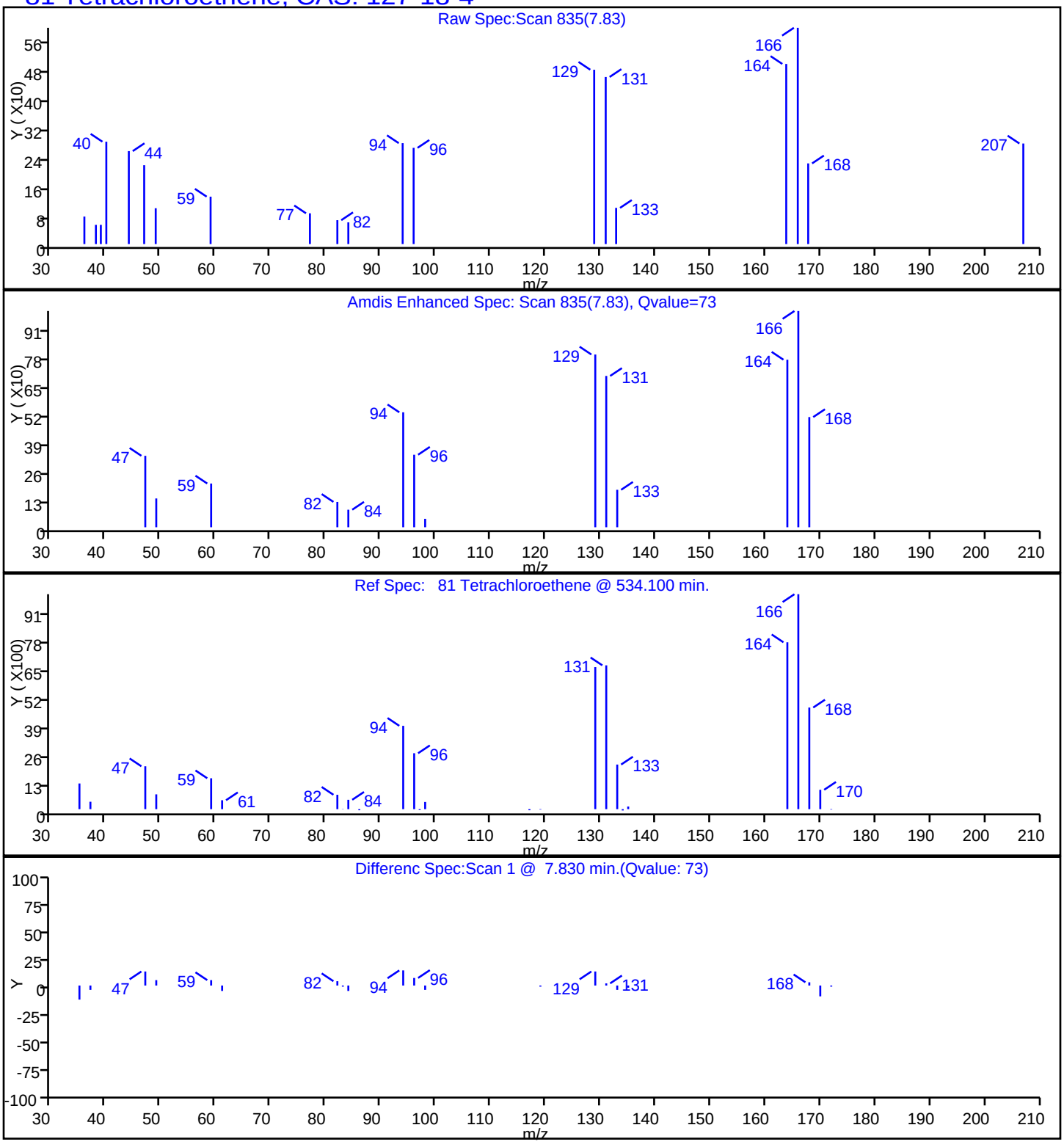

FORM I
GC/MS VOA ORGANICS ANALYSIS DATA SHEET

Lab Name: TestAmerica Edison | Job No.: 460-69122-1

SDG No.:

Client Sample ID: MW-3D-A | Lab Sample ID: 460-69122-10

Matrix: Water | Lab File ID: B64535.D

Analysis Method: 8260B | Date Collected: 12/31/2013 11:50

Sample wt/vol: 5(mL) | Date Analyzed: 01/08/2014 16:55

Soil Aliquot Vol: | Dilution Factor: 1

Soil Extract Vol.: | GC Column: Rtx-624 ID: 0.25(mm)

% Moisture: | Level: (low/med) Low

Analysis Batch No.: 201600 | Units: ug/L

CAS NO.	COMPOUND NAME	RESULT	Q	RL	MDL
74-87-3	Chloromethane	0.10	U	1.0	0.10
74-83-9	Bromomethane	0.18	U	1.0	0.18
75-01-4	Vinyl chloride	0.14	U	1.0	0.14
75-00-3	Chloroethane	0.17	U	1.0	0.17
75-09-2	Methylene Chloride	0.18	U	1.0	0.18
67-64-1	Acetone	2.7	U	5.0	2.7
75-15-0	Carbon disulfide	0.13	U	1.0	0.13
75-35-4	1,1-Dichloroethene	0.090	U	1.0	0.090
75-34-3	1,1-Dichloroethane	0.13	U	1.0	0.13
156-60-5	trans-1,2-Dichloroethene	0.13	U	1.0	0.13
156-59-2	cis-1,2-Dichloroethene	0.18	U	1.0	0.18
67-66-3	Chloroform	1.0		1.0	0.080
107-06-2	1,2-Dichloroethane	0.19	U	1.0	0.19
78-93-3	2-Butanone	2.3	U	5.0	2.3
71-55-6	1,1,1-Trichloroethane	0.060	U	1.0	0.060
56-23-5	Carbon tetrachloride	0.060	U	1.0	0.060
75-27-4	Bromodichloromethane	0.20	J	1.0	0.12
78-87-5	1,2-Dichloropropane	0.090	U	1.0	0.090
10061-01-5	cis-1,3-Dichloropropene	0.18	U	1.0	0.18
79-01-6	Trichloroethene	0.41	J	1.0	0.090
124-48-1	Dibromochloromethane	0.20	U	1.0	0.20
79-00-5	1,1,2-Trichloroethane	0.19	U	1.0	0.19
71-43-2	Benzene	0.080	U	1.0	0.080
10061-02-6	trans-1,3-Dichloropropene	0.24	U	1.0	0.24
75-25-2	Bromoform	0.19	U	1.0	0.19
108-10-1	4-Methyl-2-pentanone	0.99	U	5.0	0.99
591-78-6	2-Hexanone	0.50	U	5.0	0.50
127-18-4	Tetrachloroethene	0.10	U	1.0	0.10
79-34-5	1,1,2,2-Tetrachloroethane	0.16	U	1.0	0.16
108-88-3	Toluene	0.15	U	1.0	0.15
108-90-7	Chlorobenzene	0.11	U	1.0	0.11
100-41-4	Ethylbenzene	0.10	U	1.0	0.10
100-42-5	Styrene	0.12	U	1.0	0.12
1330-20-7	Xylenes, Total	0.13	U	2.0	0.13

FORM I
GC/MS VOA ORGANICS ANALYSIS DATA SHEET

Lab Name: TestAmerica Edison Job No.: 460-69122-1

SDG No.:

Client Sample ID: MW-3D-A Lab Sample ID: 460-69122-10

Matrix: Water Lab File ID: B64535.D

Analysis Method: 8260B Date Collected: 12/31/2013 11:50

Sample wt/vol: 5(mL) Date Analyzed: 01/08/2014 16:55

Soil Aliquot Vol: Dilution Factor: 1

Soil Extract Vol.: GC Column: Rtx-624 ID: 0.25(mm)

% Moisture: Level: (low/med) Low

Analysis Batch No.: 201600 Units: ug/L

CAS NO.	SURROGATE	%REC	Q	LIMITS
17060-07-0	1,2-Dichloroethane-d4 (Surr)	115		70-130
460-00-4	Bromofluorobenzene	86		70-130
2037-26-5	Toluene-d8 (Surr)	94		70-130
1868-53-7	Dibromofluoromethane (Surr)	111		70-130

FORM I
GC/MS VOA ORGANICS ANALYSIS DATA SHEET
TENTATIVELY IDENTIFIED COMPOUNDS

Lab Name: TestAmerica Edison Job No.: 460-69122-1

SDG No.:

Client Sample ID: MW-3D-A Lab Sample ID: 460-69122-10

Matrix: Water Lab File ID: B64535.D

Analysis Method: 8260B Date Collected: 12/31/2013 11:50

Sample wt/vol: 5(mL) Date Analyzed: 01/08/2014 16:55

Soil Aliquot Vol: Dilution Factor: 1

Soil Extract Vol.: GC Column: Rtx-624 ID: 0.25(mm)

% Moisture: Level: (low/med) Low

Analysis Batch No.: 201600 Units: ug/L

Number TICs Found: 0 TIC Result Total: 0

CAS NO.	COMPOUND NAME	RT	RESULT	Q
	Tentatively Identified Compound		None	

TestAmerica Edison
Target Compound Quantitation Report

Data File: \\EDICHROM\ChromData\CVOAMS2\20140108-8646.b\B64535.D
Lims ID: 460-69122-B-10 Lab Sample ID: 460-69122-10
Client ID: MW-3D-A
Sample Type: Client
Inject. Date: 08-Jan-2014 16:55:30 ALS Bottle#: 17 Worklist Smp#: 22
Purge Vol: 5.000 mL Dil. Factor: 1.0000
Sample Info: 460-69122-B-10
Misc. Info.: 460-0008646-022
Operator ID: Instrument ID: CVOAMS2

Method: \\EDICHROM\ChromData\CVOAMS2\20140108-8646.b\8260W_2.m
Limit Group: VOA - 8260B Water and Solid
Last Update: 09-Jan-2014 15:50:42 Calib Date: 13-Dec-2013 14:51:30
Integrator: RTE ID Type: Deconvolution ID
Quant Method: Internal Standard Quant By: Initial Calibration
Last ICal File: \\EDICHROM\ChromData\CVOAMS2\20131213-7772.b\B63528.D

Column 1 : Rtx-624 (0.25 mm) Detector MS SCAN
Process Host: XAWRK028

First Level Reviewer: moroneyc Date: 09-Jan-2014 06:15:40

Compound	Sig	RT (min.)	Exp RT (min.)	Dlt RT (min.)	Q	Response	On-Col Amt ug/l	Flags
* 26 TBA-d9 (IS)	65	2.772	2.764	0.008	59	193217	1000.0	
47 Chloroform	83	4.270	4.262	0.008	80	6320	1.02	
$ 57 Dibromofluoromethane (Surr)	113	4.451	4.443	0.008	97	195164	55.6	
$ 53 1,2-Dichloroethane-d4 (Surr)	65	4.846	4.838	0.008	86	250963	57.4	
* 58 Fluorobenzene	96	5.167	5.159	0.008	98	562897	50.0	
60 Trichloroethene	95	5.595	5.587	0.008	74	1436	0.4093	
* 65 1,4-Dioxane-d8	96	6.023	6.015	0.008	89	14285	1000.0	
70 Dichlorobromomethane	83	6.303	6.295	0.008	29	873	0.2013	
$ 76 Toluene-d8 (Surr)	98	7.167	7.159	0.008	98	578995	47.1	
* 87 Chlorobenzene-d5	117	8.739	8.731	0.008	87	494744	50.0	
$ 97 4-Bromofluorobenzene	174	9.833	9.825	0.008	87	185465	43.0	
* 115 1,4-Dichlorobenzene-d4	152	10.788	10.788	0.0	98	296232	50.0	

Report Date: 09-Jan-2014 15:51:47 Chrom Revision: 2.1 15-Oct-2013 07:52:24

TestAmerica Edison

Data File: \\EDICHROM\ChromData\CVOAMS2\20140108-8646.b\B64535.D

Injection Date:	08-Jan-2014 16:55:30	Instrument ID:	CVOAMS2	Operator ID:	
Lims ID:	460-69122-B-10	Lab Sample ID:	460-69122-10	Worklist Smp#:	22
Client ID:	MW-3D-A				
Purge Vol:	5.000 mL	Dil. Factor:	1.0000	ALS Bottle#:	17
Method:	8260W_2	Limit Group:	VOA - 8260B Water and Solid		

Column: Rtx-624 (0.25 mm)

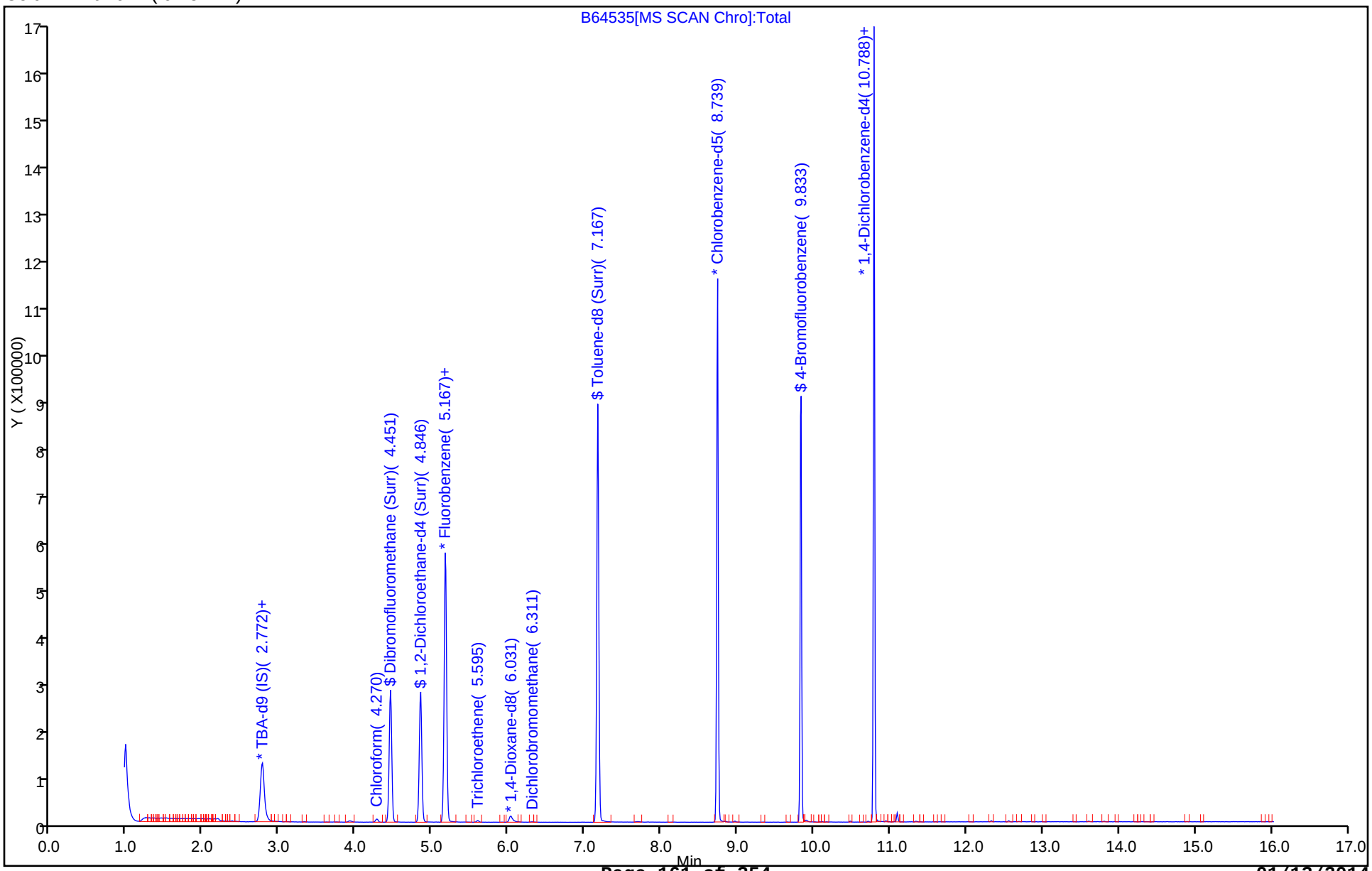

Report Date: 09-Jan-2014 15:51:47 Chrom Revision: 2.1 15-Oct-2013 07:52:24

TestAmerica Edison

Data File: \\EDICHROM\ChromData\CVOAMS2\20140108-8646.b\B64535.D

Injection Date:	08-Jan-2014 16:55:30	Instrument ID:	CVOAMS2		
Lims ID:	460-69122-B-10	Lab Sample ID:	460-69122-10		
Client ID:	MW-3D-A				
Operator ID:		ALS Bottle#:	17	Worklist Smp#:	22
Purge Vol:	5.000 mL	Dil. Factor:	1.0000		
Method:	8260W_2	Limit Group:	VOA - 8260B Water and Solid		
Column:	Rtx-624 (0.25 mm)	Detector	MS SCAN		

47 Chloroform, CAS: 67-66-3

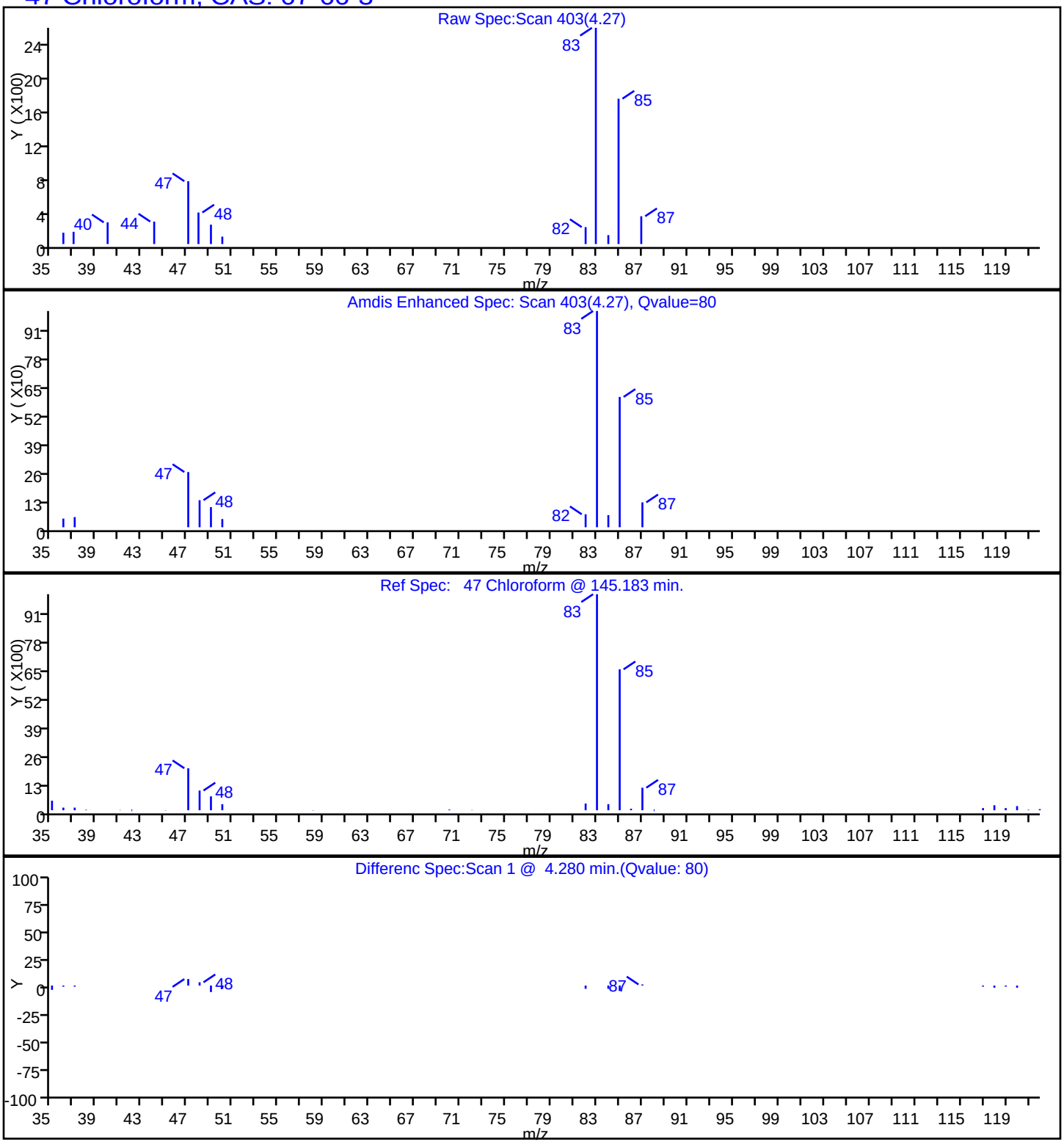

Report Date: 09-Jan-2014 15:51:47 Chrom Revision: 2.1 15-Oct-2013 07:52:24

TestAmerica Edison

Data File: \\EDICHROM\ChromData\CVOAMS2\20140108-8646.b\B64535.D

Injection Date:	08-Jan-2014 16:55:30	Instrument ID:	CVOAMS2		
Lims ID:	460-69122-B-10	Lab Sample ID:	460-69122-10		
Client ID:	MW-3D-A				
Operator ID:		ALS Bottle#:	17	Worklist Smp#:	22
Purge Vol:	5.000 mL	Dil. Factor:	1.0000		
Method:	8260W_2	Limit Group:	VOA - 8260B Water and Solid		
Column:	Rtx-624 (0.25 mm)	Detector	MS SCAN		

70 Dichlorobromomethane, CAS: 75-27-4

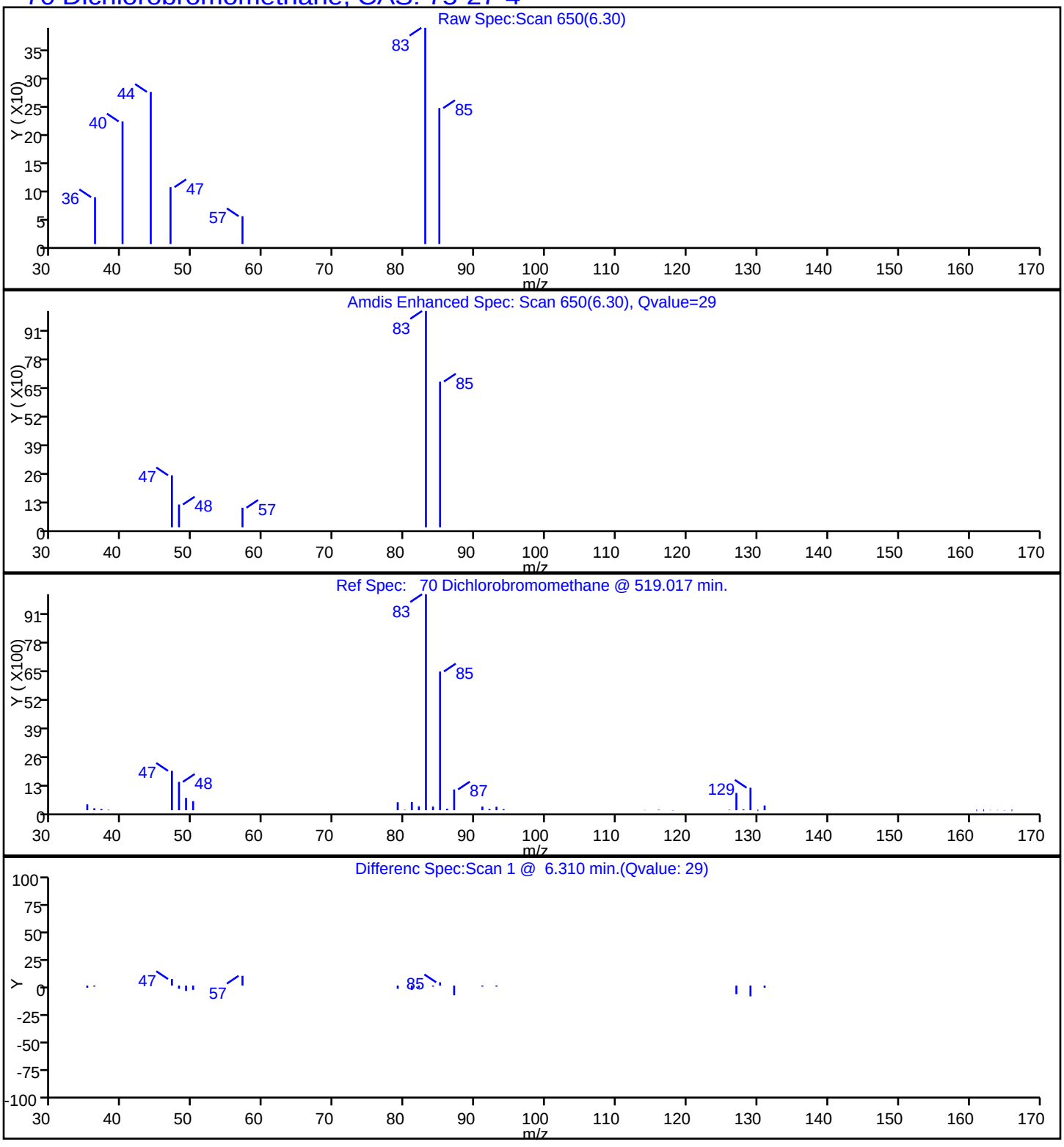

Report Date: 09-Jan-2014 15:51:47 Chrom Revision: 2.1 15-Oct-2013 07:52:24

TestAmerica Edison

Data File: \\EDICHROM\ChromData\CVOAMS2\20140108-8646.b\B64535.D

Injection Date:	08-Jan-2014 16:55:30	Instrument ID:	CVOAMS2		
Lims ID:	460-69122-B-10	Lab Sample ID:	460-69122-10		
Client ID:	MW-3D-A				
Operator ID:		ALS Bottle#:	17	Worklist Smp#:	22
Purge Vol:	5.000 mL	Dil. Factor:	1.0000		
Method:	8260W_2	Limit Group:	VOA - 8260B Water and Solid		
Column:	Rtx-624 (0.25 mm)	Detector	MS SCAN		

60 Trichloroethene, CAS: 79-01-6

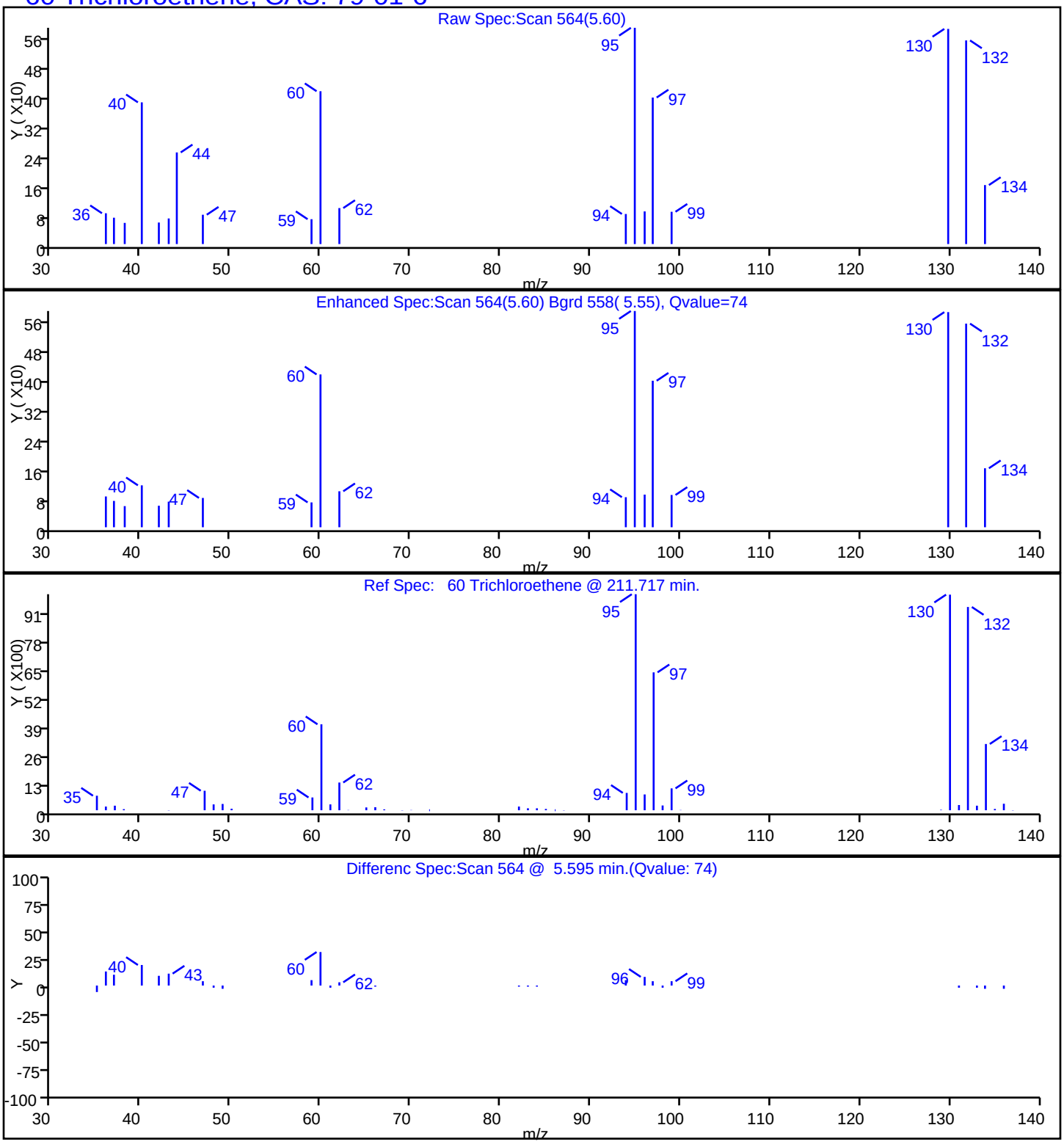

FORM I
GC/MS VOA ORGANICS ANALYSIS DATA SHEET

Lab Name: TestAmerica Edison | Job No.: 460-69122-1

SDG No.:

Client Sample ID: MW-3D-B | Lab Sample ID: 460-69122-11

Matrix: Water | Lab File ID: B64536.D

Analysis Method: 8260B | Date Collected: 12/31/2013 11:55

Sample wt/vol: 5(mL) | Date Analyzed: 01/08/2014 17:20

Soil Aliquot Vol: | Dilution Factor: 1

Soil Extract Vol.: | GC Column: Rtx-624 ID: 0.25(mm)

% Moisture: | Level: (low/med) Low

Analysis Batch No.: 201600 | Units: ug/L

CAS NO.	COMPOUND NAME	RESULT	Q	RL	MDL
74-87-3	Chloromethane	0.10	U	1.0	0.10
74-83-9	Bromomethane	0.18	U	1.0	0.18
75-01-4	Vinyl chloride	0.14	U	1.0	0.14
75-00-3	Chloroethane	0.17	U	1.0	0.17
75-09-2	Methylene Chloride	0.18	U	1.0	0.18
67-64-1	Acetone	2.7	U	5.0	2.7
75-15-0	Carbon disulfide	0.13	U	1.0	0.13
75-35-4	1,1-Dichloroethene	0.090	U	1.0	0.090
75-34-3	1,1-Dichloroethane	0.13	U	1.0	0.13
156-60-5	trans-1,2-Dichloroethene	0.13	U	1.0	0.13
156-59-2	cis-1,2-Dichloroethene	0.18	U	1.0	0.18
67-66-3	Chloroform	0.99	J	1.0	0.080
107-06-2	1,2-Dichloroethane	0.19	U	1.0	0.19
78-93-3	2-Butanone	2.3	U	5.0	2.3
71-55-6	1,1,1-Trichloroethane	0.060	U	1.0	0.060
56-23-5	Carbon tetrachloride	0.060	U	1.0	0.060
75-27-4	Bromodichloromethane	0.20	J	1.0	0.12
78-87-5	1,2-Dichloropropane	0.090	U	1.0	0.090
10061-01-5	cis-1,3-Dichloropropene	0.18	U	1.0	0.18
79-01-6	Trichloroethene	0.25	J	1.0	0.090
124-48-1	Dibromochloromethane	0.20	U	1.0	0.20
79-00-5	1,1,2-Trichloroethane	0.19	U	1.0	0.19
71-43-2	Benzene	0.080	U	1.0	0.080
10061-02-6	trans-1,3-Dichloropropene	0.24	U	1.0	0.24
75-25-2	Bromoform	0.19	U	1.0	0.19
108-10-1	4-Methyl-2-pentanone	0.99	U	5.0	0.99
591-78-6	2-Hexanone	0.50	U	5.0	0.50
127-18-4	Tetrachloroethene	0.10	U	1.0	0.10
79-34-5	1,1,2,2-Tetrachloroethane	0.16	U	1.0	0.16
108-88-3	Toluene	0.15	U	1.0	0.15
108-90-7	Chlorobenzene	0.11	U	1.0	0.11
100-41-4	Ethylbenzene	0.10	U	1.0	0.10
100-42-5	Styrene	0.12	U	1.0	0.12
1330-20-7	Xylenes, Total	0.13	U	2.0	0.13

FORM I
GC/MS VOA ORGANICS ANALYSIS DATA SHEET

Lab Name: TestAmerica Edison Job No.: 460-69122-1

SDG No.:

Client Sample ID: MW-3D-B Lab Sample ID: 460-69122-11

Matrix: Water Lab File ID: B64536.D

Analysis Method: 8260B Date Collected: 12/31/2013 11:55

Sample wt/vol: 5(mL) Date Analyzed: 01/08/2014 17:20

Soil Aliquot Vol: Dilution Factor: 1

Soil Extract Vol.: GC Column: Rtx-624 ID: 0.25(mm)

% Moisture: Level: (low/med) Low

Analysis Batch No.: 201600 Units: ug/L

CAS NO.	SURROGATE	%REC	Q	LIMITS
17060-07-0	1,2-Dichloroethane-d4 (Surr)	118		70-130
460-00-4	Bromofluorobenzene	85		70-130
2037-26-5	Toluene-d8 (Surr)	95		70-130
1868-53-7	Dibromofluoromethane (Surr)	113		70-130

FORM I
GC/MS VOA ORGANICS ANALYSIS DATA SHEET
TENTATIVELY IDENTIFIED COMPOUNDS

Lab Name: TestAmerica Edison Job No.: 460-69122-1

SDG No.:

Client Sample ID: MW-3D-B Lab Sample ID: 460-69122-11

Matrix: Water Lab File ID: B64536.D

Analysis Method: 8260B Date Collected: 12/31/2013 11:55

Sample wt/vol: 5(mL) Date Analyzed: 01/08/2014 17:20

Soil Aliquot Vol: Dilution Factor: 1

Soil Extract Vol.: GC Column: Rtx-624 ID: 0.25(mm)

% Moisture: Level: (low/med) Low

Analysis Batch No.: 201600 Units: ug/L

Number TICs Found: 0 TIC Result Total: 0

CAS NO.	COMPOUND NAME	RT	RESULT	Q
	Tentatively Identified Compound		None	

Report Date: 09-Jan-2014 06:26:13 Chrom Revision: 2.1 15-Oct-2013 07:52:24

TestAmerica Edison
Target Compound Quantitation Report

Data File: \\EDICHROM\ChromData\CVOAMS2\20140108-8646.b\B64536.D
Lims ID: 460-69122-B-11 Lab Sample ID: 460-69122-11
Client ID: MW-3D-B
Sample Type: Client
Inject. Date: 08-Jan-2014 17:20:30 ALS Bottle#: 18 Worklist Smp#: 23
Purge Vol: 5.000 mL Dil. Factor: 1.0000
Sample Info: 460-69122-B-11
Misc. Info.: 460-0008646-023
Operator ID: Instrument ID: CVOAMS2

Method: \\EDICHROM\ChromData\CVOAMS2\20140108-8646.b\8260W_2.m
Limit Group: VOA - 8260B Water and Solid
Last Update: 09-Jan-2014 06:26:13 Calib Date: 13-Dec-2013 14:51:30
Integrator: RTE ID Type: RT Order ID
Quant Method: Internal Standard Quant By: Initial Calibration
Last ICal File: \\EDICHROM\ChromData\CVOAMS2\20131213-7772.b\B63528.D

Column 1 : Rtx-624 (0.25 mm) Detector MS SCAN
Process Host: XAWRK051

First Level Reviewer: moroneyc Date: 09-Jan-2014 06:16:06

Compound	Sig	RT (min.)	Exp RT (min.)	Dlt RT (min.)	Q	Response	On-Col Amt ug/l	Flags
* 26 TBA-d9 (IS)	65	2.764	2.764	0.0	52	201089	1000.0	
47 Chloroform	83	4.270	4.262	0.008	80	6001	0.99	
$ 57 Dibromofluoromethane (Surr)	113	4.451	4.443	0.008	97	194131	56.6	
$ 53 1,2-Dichloroethane-d4 (Surr)	65	4.846	4.838	0.008	86	250845	58.8	
* 58 Fluorobenzene	96	5.167	5.159	0.008	98	549492	50.0	
60 Trichloroethene	95	5.595	5.587	0.008	61	872	0.2546	
* 65 1,4-Dioxane-d8	96	6.023	6.015	0.008	90	15669	1000.0	
70 Dichlorobromomethane	83	6.303	6.295	0.008	43	848	0.2004	
$ 76 Toluene-d8 (Surr)	98	7.167	7.159	0.008	98	568365	47.3	
* 87 Chlorobenzene-d5	117	8.739	8.731	0.008	87	483352	50.0	
$ 97 4-Bromofluorobenzene	174	9.833	9.825	0.008	87	179371	42.6	
* 115 1,4-Dichlorobenzene-d4	152	10.788	10.788	0.0	98	288980	50.0	

Report Date: 09-Jan-2014 06:26:13 Chrom Revision: 2.1 15-Oct-2013 07:52:24

TestAmerica Edison

Data File: \\EDICHROM\ChromData\CVOAMS2\20140108-8646.b\B64536.D

Injection Date:	08-Jan-2014 17:20:30	Instrument ID:	CVOAMS2	Operator ID:	
Lims ID:	460-69122-B-11	Lab Sample ID:	460-69122-11	Worklist Smp#:	23
Client ID:	MW-3D-B				
Purge Vol:	5.000 mL	Dil. Factor:	1.0000	ALS Bottle#:	18
Method:	8260W_2	Limit Group:	VOA - 8260B Water and Solid		

Column: Rtx-624 (0.25 mm)

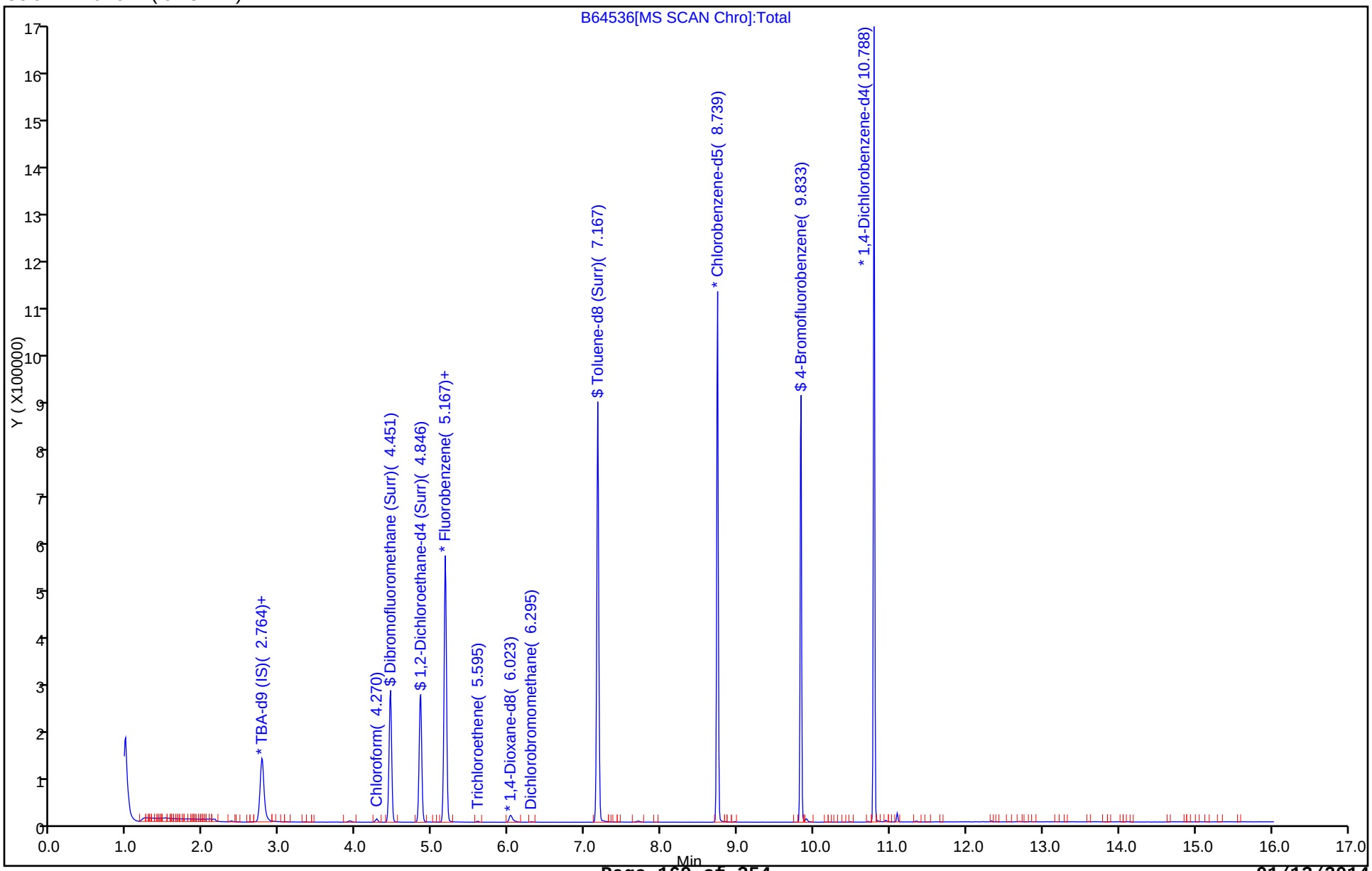

Report Date: 09-Jan-2014 06:26:13 Chrom Revision: 2.1 15-Oct-2013 07:52:24

TestAmerica Edison

Data File: \\EDICHROM\ChromData\CVOAMS2\20140108-8646.b\B64536.D

Injection Date:	08-Jan-2014 17:20:30	Instrument ID:	CVOAMS2		
Lims ID:	460-69122-B-11	Lab Sample ID:	460-69122-11		
Client ID:	MW-3D-B				
Operator ID:		ALS Bottle#:	18	Worklist Smp#:	23
Purge Vol:	5.000 mL	Dil. Factor:	1.0000		
Method:	8260W_2	Limit Group:	VOA - 8260B Water and Solid		
Column:	Rtx-624 (0.25 mm)	Detector	MS SCAN		

47 Chloroform, CAS: 67-66-3

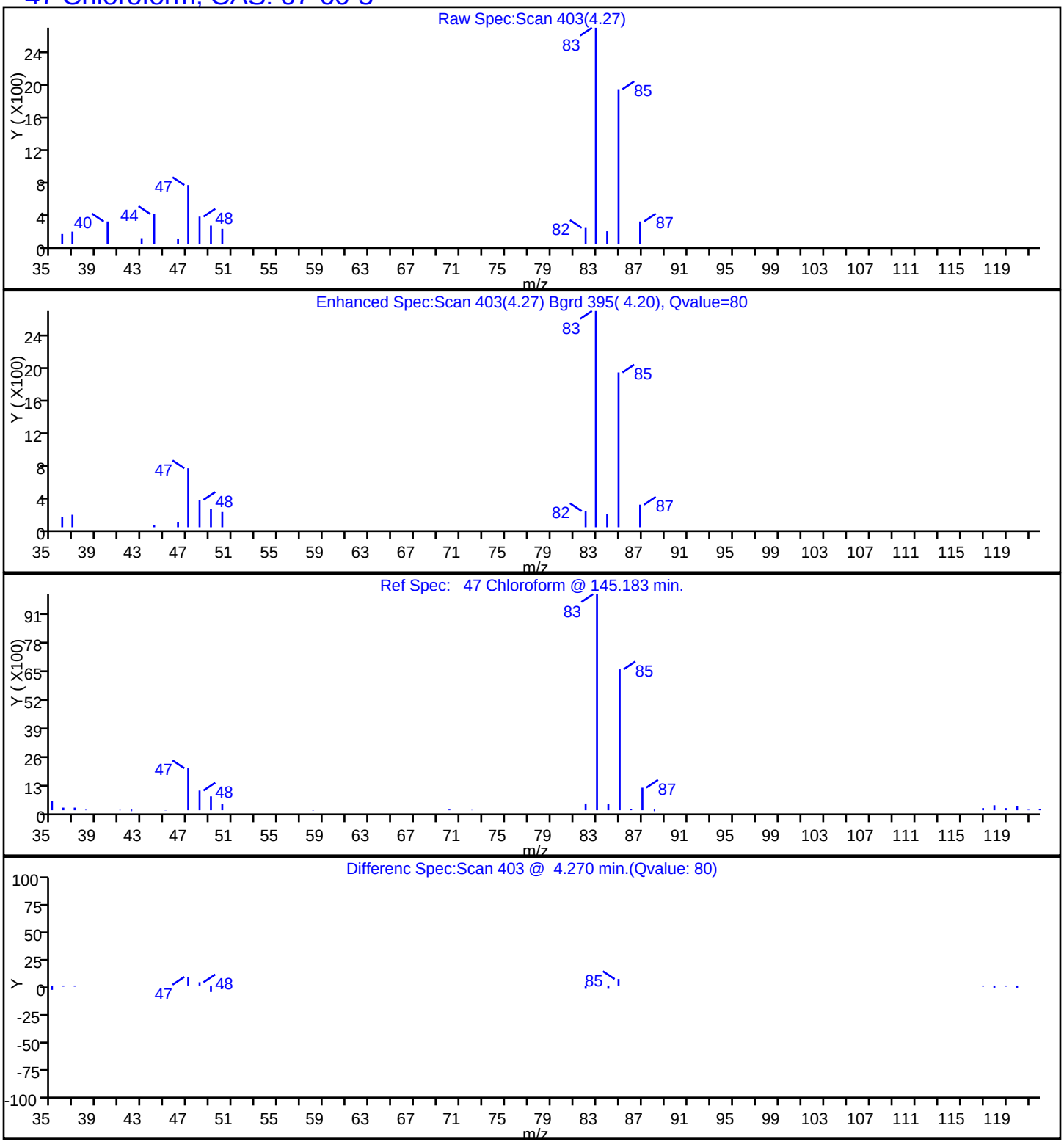

Report Date: 09-Jan-2014 06:26:13 Chrom Revision: 2.1 15-Oct-2013 07:52:24

TestAmerica Edison

Data File: \\EDICHROM\ChromData\CVOAMS2\20140108-8646.b\B64536.D

Injection Date:	08-Jan-2014 17:20:30	Instrument ID:	CVOAMS2		
Lims ID:	460-69122-B-11	Lab Sample ID:	460-69122-11		
Client ID:	MW-3D-B				
Operator ID:		ALS Bottle#:	18	Worklist Smp#:	23
Purge Vol:	5.000 mL	Dil. Factor:	1.0000		
Method:	8260W_2	Limit Group:	VOA - 8260B Water and Solid		
Column:	Rtx-624 (0.25 mm)	Detector	MS SCAN		

70 Dichlorobromomethane, CAS: 75-27-4

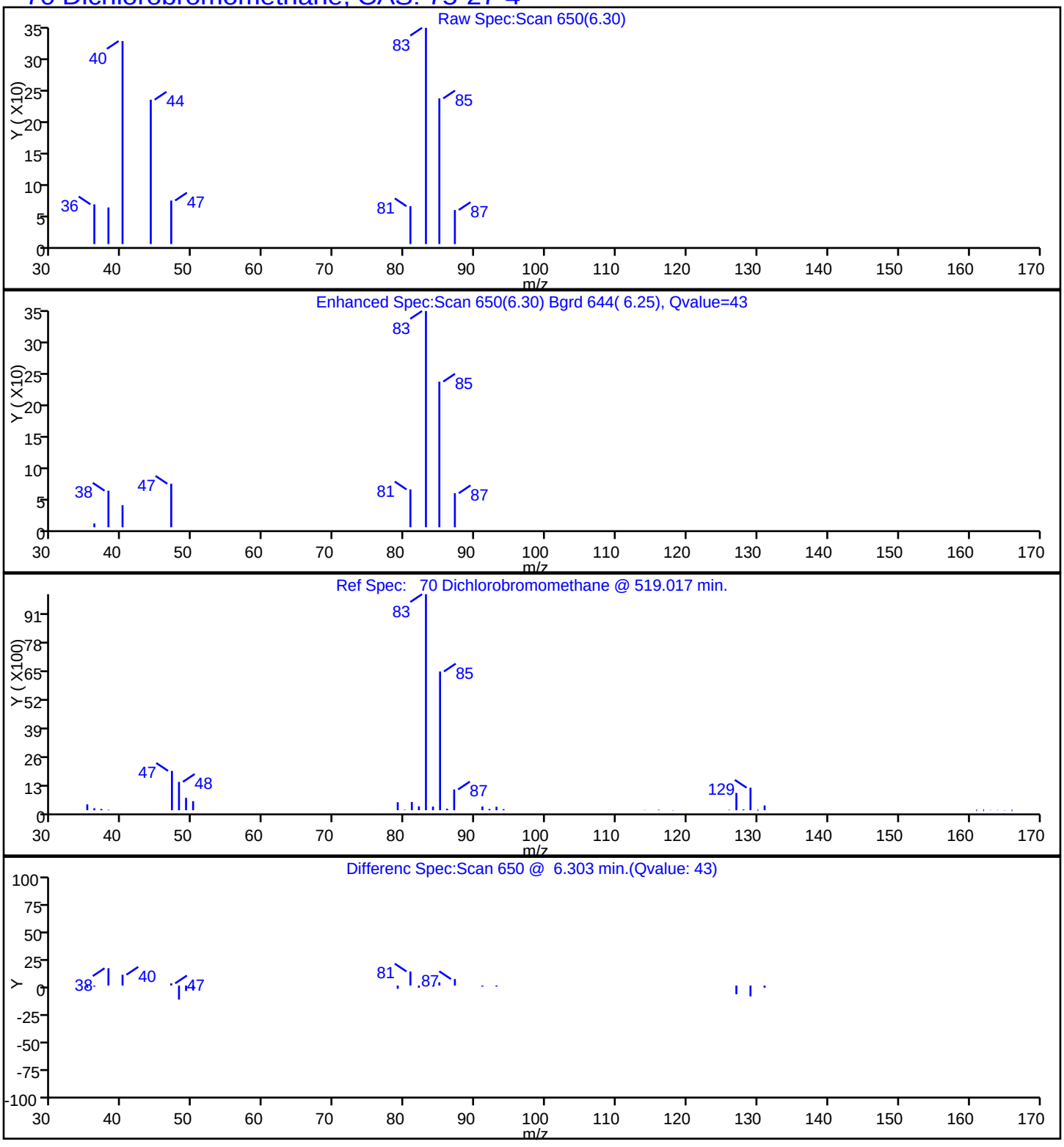

Report Date: 09-Jan-2014 06:26:13 Chrom Revision: 2.1 15-Oct-2013 07:52:24

TestAmerica Edison

Data File: \\EDICHROM\ChromData\CVOAMS2\20140108-8646.b\B64536.D

Injection Date:	08-Jan-2014 17:20:30	Instrument ID:	CVOAMS2
Lims ID:	460-69122-B-11	Lab Sample ID:	460-69122-11
Client ID:	MW-3D-B		
Operator ID:		ALS Bottle#:	18 Worklist Smp#: 23
Purge Vol:	5.000 mL	Dil. Factor:	1.0000
Method:	8260W_2	Limit Group:	VOA - 8260B Water and Solid
Column:	Rtx-624 (0.25 mm)	Detector	MS SCAN

60 Trichloroethene, CAS: 79-01-6

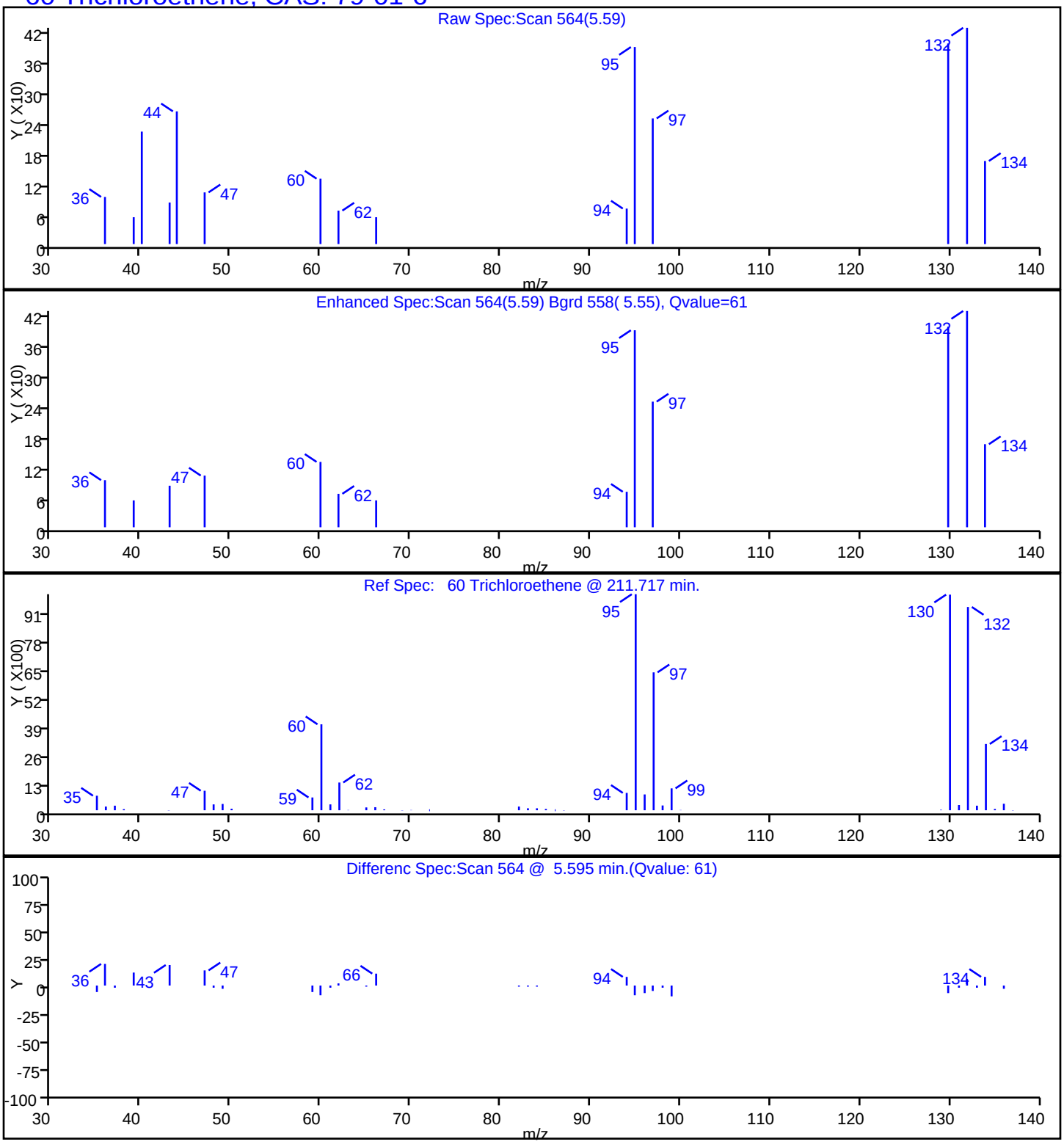

FORM I
GC/MS VOA ORGANICS ANALYSIS DATA SHEET

Lab Name: TestAmerica Edison | Job No.: 460-69122-1

SDG No.:

Client Sample ID: MW-3D-C | Lab Sample ID: 460-69122-12

Matrix: Water | Lab File ID: B64547.D

Analysis Method: 8260B | Date Collected: 12/31/2013 12:05

Sample wt/vol: 5(mL) | Date Analyzed: 01/09/2014 11:38

Soil Aliquot Vol: | Dilution Factor: 1

Soil Extract Vol.: | GC Column: Rtx-624 ID: 0.25(mm)

% Moisture: | Level: (low/med) Low

Analysis Batch No.: 201764 | Units: ug/L

CAS NO.	COMPOUND NAME	RESULT	Q	RL	MDL
74-87-3	Chloromethane	0.10	U	1.0	0.10
74-83-9	Bromomethane	0.18	U	1.0	0.18
75-01-4	Vinyl chloride	0.14	U	1.0	0.14
75-00-3	Chloroethane	0.17	U	1.0	0.17
75-09-2	Methylene Chloride	0.18	U	1.0	0.18
67-64-1	Acetone	2.7	U	5.0	2.7
75-15-0	Carbon disulfide	0.13	U	1.0	0.13
75-35-4	1,1-Dichloroethene	0.090	U	1.0	0.090
75-34-3	1,1-Dichloroethane	0.13	U	1.0	0.13
156-60-5	trans-1,2-Dichloroethene	0.13	U	1.0	0.13
156-59-2	cis-1,2-Dichloroethene	0.18	U	1.0	0.18
67-66-3	Chloroform	0.84	J	1.0	0.080
107-06-2	1,2-Dichloroethane	0.19	U	1.0	0.19
78-93-3	2-Butanone	2.3	U	5.0	2.3
71-55-6	1,1,1-Trichloroethane	0.060	U	1.0	0.060
56-23-5	Carbon tetrachloride	0.060	U	1.0	0.060
75-27-4	Bromodichloromethane	0.12	U	1.0	0.12
78-87-5	1,2-Dichloropropane	0.090	U	1.0	0.090
10061-01-5	cis-1,3-Dichloropropene	0.18	U	1.0	0.18
79-01-6	Trichloroethene	0.090	U	1.0	0.090
124-48-1	Dibromochloromethane	0.20	U	1.0	0.20
79-00-5	1,1,2-Trichloroethane	0.19	U	1.0	0.19
71-43-2	Benzene	0.080	U	1.0	0.080
10061-02-6	trans-1,3-Dichloropropene	0.24	U	1.0	0.24
75-25-2	Bromoform	0.19	U	1.0	0.19
108-10-1	4-Methyl-2-pentanone	0.99	U	5.0	0.99
591-78-6	2-Hexanone	0.50	U	5.0	0.50
127-18-4	Tetrachloroethene	0.10	U	1.0	0.10
79-34-5	1,1,2,2-Tetrachloroethane	0.16	U	1.0	0.16
108-88-3	Toluene	3.8		1.0	0.15
108-90-7	Chlorobenzene	0.11	U	1.0	0.11
100-41-4	Ethylbenzene	0.10	U	1.0	0.10
100-42-5	Styrene	0.12	U	1.0	0.12
1330-20-7	Xylenes, Total	0.13	U	2.0	0.13

FORM I
GC/MS VOA ORGANICS ANALYSIS DATA SHEET

Lab Name: TestAmerica Edison Job No.: 460-69122-1

SDG No.:

Client Sample ID: MW-3D-C Lab Sample ID: 460-69122-12

Matrix: Water Lab File ID: B64547.D

Analysis Method: 8260B Date Collected: 12/31/2013 12:05

Sample wt/vol: 5(mL) Date Analyzed: 01/09/2014 11:38

Soil Aliquot Vol: Dilution Factor: 1

Soil Extract Vol.: GC Column: Rtx-624 ID: 0.25(mm)

% Moisture: Level: (low/med) Low

Analysis Batch No.: 201764 Units: ug/L

CAS NO.	SURROGATE	%REC	Q	LIMITS
17060-07-0	1,2-Dichloroethane-d4 (Surr)	122		70-130
460-00-4	Bromofluorobenzene	88		70-130
2037-26-5	Toluene-d8 (Surr)	94		70-130
1868-53-7	Dibromofluoromethane (Surr)	110		70-130

FORM I
GC/MS VOA ORGANICS ANALYSIS DATA SHEET
TENTATIVELY IDENTIFIED COMPOUNDS

Lab Name: TestAmerica Edison Job No.: 460-69122-1

SDG No.:

Client Sample ID: MW-3D-C Lab Sample ID: 460-69122-12

Matrix: Water Lab File ID: B64547.D

Analysis Method: 8260B Date Collected: 12/31/2013 12:05

Sample wt/vol: 5(mL) Date Analyzed: 01/09/2014 11:38

Soil Aliquot Vol: Dilution Factor: 1

Soil Extract Vol.: GC Column: Rtx-624 ID: 0.25(mm)

% Moisture: Level: (low/med) Low

Analysis Batch No.: 201764 Units: ug/L

Number TICs Found: 0 TIC Result Total: 0

CAS NO.	COMPOUND NAME	RT	RESULT	Q
	Tentatively Identified Compound		None	

TestAmerica Edison
Target Compound Quantitation Report

Data File: \\EDICHROM\ChromData\CVOAMS2\20140109-8670.b\B64547.D
Lims ID: 460-69122-C-12 Lab Sample ID: 460-69122-12
Client ID: MW-3D-C
Sample Type: Client
Inject. Date: 09-Jan-2014 11:38:30 ALS Bottle#: 1 Worklist Smp#: 9
Purge Vol: 5.000 mL Dil. Factor: 1.0000
Sample Info: 460-69122-C-12
Misc. Info.: 460-0008670-009
Operator ID: Instrument ID: CVOAMS2

Method: \\EDICHROM\ChromData\CVOAMS2\20140109-8670.b\8260W_2.m
Limit Group: VOA - 8260B Water and Solid
Last Update: 10-Jan-2014 11:50:26 Calib Date: 13-Dec-2013 14:51:30
Integrator: RTE ID Type: Deconvolution ID
Quant Method: Internal Standard Quant By: Initial Calibration
Last ICal File: \\EDICHROM\ChromData\CVOAMS2\20131213-7772.b\B63528.D

Column 1 : Rtx-624 (0.25 mm) Detector MS SCAN
Process Host: XAWRK023

First Level Reviewer: moroneyc Date: 09-Jan-2014 12:03:57

Compound	Sig	RT (min.)	Exp RT (min.)	Dlt RT (min.)	Q	Response	On-Col Amt ug/l	Flags
* 26 TBA-d9 (IS)	65	2.764	2.756	0.008	61	373553	1000.0	
47 Chloroform	83	4.262	4.262	0.0	82	5521	0.8432	
$ 57 Dibromofluoromethane (Surr)	113	4.443	4.443	0.0	97	204994	55.1	
$ 53 1,2-Dichloroethane-d4 (Surr)	65	4.838	4.838	0.0	92	282288	61.0	
* 58 Fluorobenzene	96	5.159	5.159	0.0	98	596146	50.0	
* 65 1,4-Dioxane-d8	96	6.023	6.015	0.008	88	27706	1000.0	
$ 76 Toluene-d8 (Surr)	98	7.159	7.159	0.0	98	612495	46.9	
77 Toluene	91	7.241	7.241	0.0	93	52140	3.82	
* 87 Chlorobenzene-d5	117	8.731	8.731	0.0	87	525318	50.0	
$ 97 4-Bromofluorobenzene	174	9.825	9.825	0.0	85	201966	44.1	
* 115 1,4-Dichlorobenzene-d4	152	10.788	10.788	0.0	97	324971	50.0	
S 147 Total BTEX	1				0		3.82	

Report Date: 10-Jan-2014 11:53:05 Chrom Revision: 2.1 15-Oct-2013 07:52:24

TestAmerica Edison

Data File: \\EDICHROM\ChromData\CVOAMS2\20140109-8670.b\B64547.D

Injection Date:	09-Jan-2014 11:38:30	Instrument ID:	CVOAMS2	Operator ID:	
Lims ID:	460-69122-C-12	Lab Sample ID:	460-69122-12	Worklist Smp#:	9
Client ID:	MW-3D-C				
Purge Vol:	5.000 mL	Dil. Factor:	1.0000	ALS Bottle#:	1
Method:	8260W_2	Limit Group:	VOA - 8260B Water and Solid		

Column: Rtx-624 (0.25 mm)

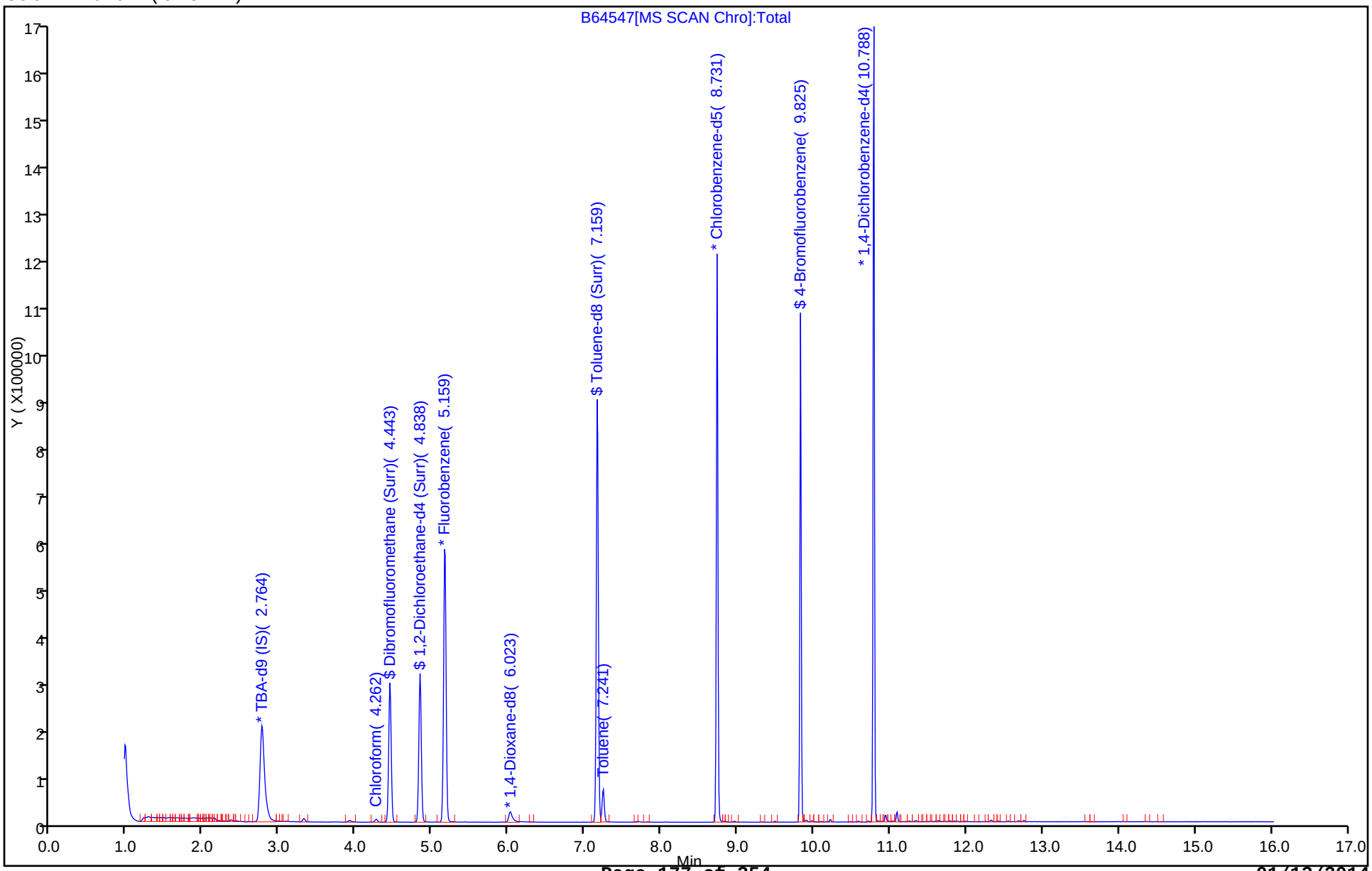

Report Date: 10-Jan-2014 11:53:06 Chrom Revision: 2.1 15-Oct-2013 07:52:24

TestAmerica Edison

Data File: \\EDICHROM\ChromData\CVOAMS2\20140109-8670.b\B64547.D

Injection Date:	09-Jan-2014 11:38:30	Instrument ID:	CVOAMS2
Lims ID:	460-69122-C-12	Lab Sample ID:	460-69122-12
Client ID:	MW-3D-C		
Operator ID:		ALS Bottle#:	1 Worklist Smp#: 9
Purge Vol:	5.000 mL	Dil. Factor:	1.0000
Method:	8260W_2	Limit Group:	VOA - 8260B Water and Solid
Column:	Rtx-624 (0.25 mm)	Detector	MS SCAN

47 Chloroform, CAS: 67-66-3

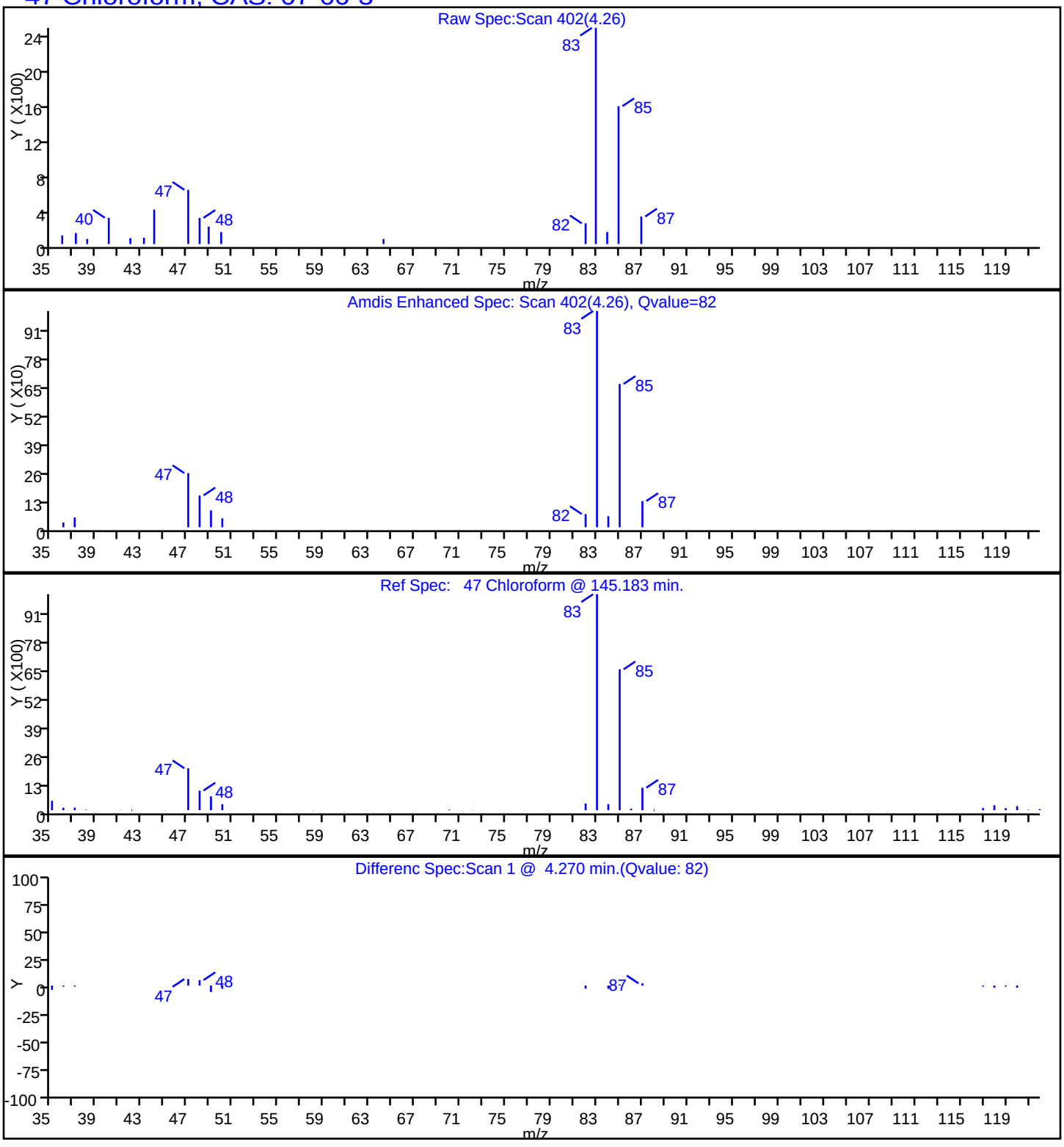

Report Date: 10-Jan-2014 11:53:06 Chrom Revision: 2.1 15-Oct-2013 07:52:24

TestAmerica Edison

Data File: \\EDICHROM\ChromData\CVOAMS2\20140109-8670.b\B64547.D

Injection Date:	09-Jan-2014 11:38:30	Instrument ID:	CVOAMS2
Lims ID:	460-69122-C-12	Lab Sample ID:	460-69122-12
Client ID:	MW-3D-C		
Operator ID:		ALS Bottle#:	1 Worklist Smp#: 9
Purge Vol:	5.000 mL	Dil. Factor:	1.0000
Method:	8260W_2	Limit Group:	VOA - 8260B Water and Solid
Column:	Rtx-624 (0.25 mm)	Detector	MS SCAN

77 Toluene, CAS: 108-88-3

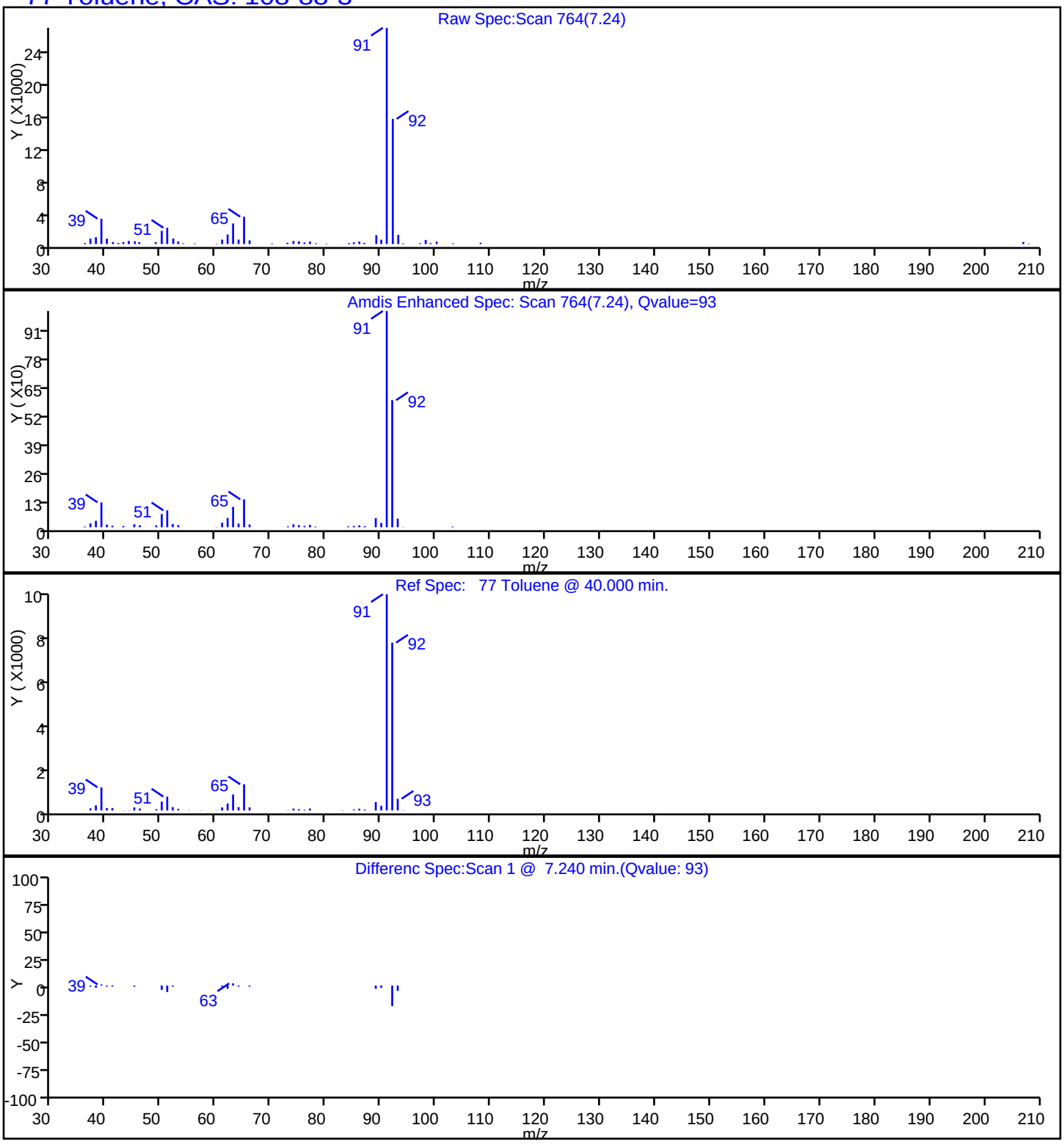

FORM I
GC/MS VOA ORGANICS ANALYSIS DATA SHEET

Lab Name: TestAmerica Edison | Job No.: 460-69122-1

SDG No.:

Client Sample ID: MODTB-123113 | Lab Sample ID: 460-69122-13

Matrix: Water | Lab File ID: B64523.D

Analysis Method: 8260B | Date Collected: 12/31/2013 12:25

Sample wt/vol: 5(mL) | Date Analyzed: 01/08/2014 12:22

Soil Aliquot Vol: | Dilution Factor: 1

Soil Extract Vol.: | GC Column: Rtx-624 ID: 0.25(mm)

% Moisture: | Level: (low/med) Low

Analysis Batch No.: 201600 | Units: ug/L

CAS NO.	COMPOUND NAME	RESULT	Q	RL	MDL
74-87-3	Chloromethane	0.10	U	1.0	0.10
74-83-9	Bromomethane	0.18	U	1.0	0.18
75-01-4	Vinyl chloride	0.14	U	1.0	0.14
75-00-3	Chloroethane	0.17	U	1.0	0.17
75-09-2	Methylene Chloride	0.18	U	1.0	0.18
67-64-1	Acetone	10		5.0	2.7
75-15-0	Carbon disulfide	0.13	U	1.0	0.13
75-35-4	1,1-Dichloroethene	0.090	U	1.0	0.090
75-34-3	1,1-Dichloroethane	0.13	U	1.0	0.13
156-60-5	trans-1,2-Dichloroethene	0.13	U	1.0	0.13
156-59-2	cis-1,2-Dichloroethene	0.18	U	1.0	0.18
67-66-3	Chloroform	0.080	U	1.0	0.080
107-06-2	1,2-Dichloroethane	0.19	U	1.0	0.19
78-93-3	2-Butanone	2.3	U	5.0	2.3
71-55-6	1,1,1-Trichloroethane	0.060	U	1.0	0.060
56-23-5	Carbon tetrachloride	0.060	U	1.0	0.060
75-27-4	Bromodichloromethane	0.12	U	1.0	0.12
78-87-5	1,2-Dichloropropane	0.090	U	1.0	0.090
10061-01-5	cis-1,3-Dichloropropene	0.18	U	1.0	0.18
79-01-6	Trichloroethene	0.090	U	1.0	0.090
124-48-1	Dibromochloromethane	0.20	U	1.0	0.20
79-00-5	1,1,2-Trichloroethane	0.19	U	1.0	0.19
71-43-2	Benzene	0.080	U	1.0	0.080
10061-02-6	trans-1,3-Dichloropropene	0.24	U	1.0	0.24
75-25-2	Bromoform	0.19	U	1.0	0.19
108-10-1	4-Methyl-2-pentanone	0.99	U	5.0	0.99
591-78-6	2-Hexanone	0.50	U	5.0	0.50
127-18-4	Tetrachloroethene	0.10	U	1.0	0.10
79-34-5	1,1,2,2-Tetrachloroethane	0.16	U	1.0	0.16
108-88-3	Toluene	0.55	J	1.0	0.15
108-90-7	Chlorobenzene	0.11	U	1.0	0.11
100-41-4	Ethylbenzene	0.10	U	1.0	0.10
100-42-5	Styrene	0.12	U	1.0	0.12
1330-20-7	Xylenes, Total	0.13	U	2.0	0.13

FORM I
GC/MS VOA ORGANICS ANALYSIS DATA SHEET

Lab Name: TestAmerica Edison Job No.: 460-69122-1

SDG No.:

Client Sample ID: MODTB-123113 Lab Sample ID: 460-69122-13

Matrix: Water Lab File ID: B64523.D

Analysis Method: 8260B Date Collected: 12/31/2013 12:25

Sample wt/vol: 5(mL) Date Analyzed: 01/08/2014 12:22

Soil Aliquot Vol: Dilution Factor: 1

Soil Extract Vol.: GC Column: Rtx-624 ID: 0.25(mm)

% Moisture: Level: (low/med) Low

Analysis Batch No.: 201600 Units: ug/L

CAS NO.	SURROGATE	%REC	Q	LIMITS
17060-07-0	1,2-Dichloroethane-d4 (Surr)	116		70-130
460-00-4	Bromofluorobenzene	88		70-130
2037-26-5	Toluene-d8 (Surr)	95		70-130
1868-53-7	Dibromofluoromethane (Surr)	110		70-130

FORM I
GC/MS VOA ORGANICS ANALYSIS DATA SHEET
TENTATIVELY IDENTIFIED COMPOUNDS

Lab Name: TestAmerica Edison Job No.: 460-69122-1

SDG No.:

Client Sample ID: MODTB-123113 Lab Sample ID: 460-69122-13

Matrix: Water Lab File ID: B64523.D

Analysis Method: 8260B Date Collected: 12/31/2013 12:25

Sample wt/vol: 5(mL) Date Analyzed: 01/08/2014 12:22

Soil Aliquot Vol: Dilution Factor: 1

Soil Extract Vol.: GC Column: Rtx-624 ID: 0.25(mm)

% Moisture: Level: (low/med) Low

Analysis Batch No.: 201600 Units: ug/L

Number TICs Found: 0 TIC Result Total: 0

CAS NO.	COMPOUND NAME	RT	RESULT	Q
	Tentatively Identified Compound		None	

TestAmerica Edison
Target Compound Quantitation Report

Data File: \\EDICHROM\ChromData\CVOAMS2\20140108-8646.b\B64523.D
Lims ID: 460-69122-B-13 Lab Sample ID: 460-69122-13
Client ID: MODTB-123113
Sample Type: Client
Inject. Date: 08-Jan-2014 12:22:30 ALS Bottle#: 5 Worklist Smp#: 10
Purge Vol: 5.000 mL Dil. Factor: 1.0000
Sample Info: 460-69122-B-13
Misc. Info.: 460-0008646-010
Operator ID: Instrument ID: CVOAMS2

Method: \\EDICHROM\ChromData\CVOAMS2\20140108-8646.b\8260W_2.m
Limit Group: VOA - 8260B Water and Solid
Last Update: 09-Jan-2014 06:17:01 Calib Date: 13-Dec-2013 14:51:30
Integrator: RTE ID Type: Deconvolution ID
Quant Method: Internal Standard Quant By: Initial Calibration
Last ICal File: \\EDICHROM\ChromData\CVOAMS2\20131213-7772.b\B63528.D

Column 1 : Rtx-624 (0.25 mm) Detector MS SCAN
Process Host: XAWRK051

First Level Reviewer: moroneyc Date: 09-Jan-2014 06:10:20

Compound	Sig	RT (min.)	Exp RT (min.)	Dlt RT (min.)	Q	Response	On-Col Amt ug/l	Flags
18 Acetone	43	2.369	2.361	0.008	78	7051	10.2	
* 26 TBA-d9 (IS)	65	2.764	2.764	0.0	64	243960	1000.0	
$ 57 Dibromofluoromethane (Surr)	113	4.451	4.443	0.008	97	200403	54.9	
$ 53 1,2-Dichloroethane-d4 (Surr)	65	4.838	4.838	0.0	86	264480	58.2	
* 58 Fluorobenzene	96	5.167	5.159	0.008	98	585757	50.0	
* 65 1,4-Dioxane-d8	96	6.023	6.015	0.008	84	18075	1000.0	
$ 76 Toluene-d8 (Surr)	98	7.167	7.159	0.008	98	599861	47.3	
77 Toluene	91	7.241	7.241	0.0	88	7281	0.5485	
* 87 Chlorobenzene-d5	117	8.739	8.731	0.008	87	510319	50.0	
$ 97 4-Bromofluorobenzene	174	9.833	9.825	0.008	88	196277	44.2	
* 115 1,4-Dichlorobenzene-d4	152	10.788	10.788	0.0	98	309156	50.0	

Report Date: 09-Jan-2014 06:17:27 Chrom Revision: 2.1 15-Oct-2013 07:52:24

TestAmerica Edison

Data File: \\EDICHROM\ChromData\CVOAMS2\20140108-8646.b\B64523.D

Injection Date:	08-Jan-2014 12:22:30	Instrument ID:	CVOAMS2	Operator ID:	
Lims ID:	460-69122-B-13	Lab Sample ID:	460-69122-13	Worklist Smp#:	10
Client ID:	MODTB-123113				
Purge Vol:	5.000 mL	Dil. Factor:	1.0000	ALS Bottle#:	5
Method:	8260W_2	Limit Group:	VOA - 8260B Water and Solid		

Column: Rtx-624 (0.25 mm)

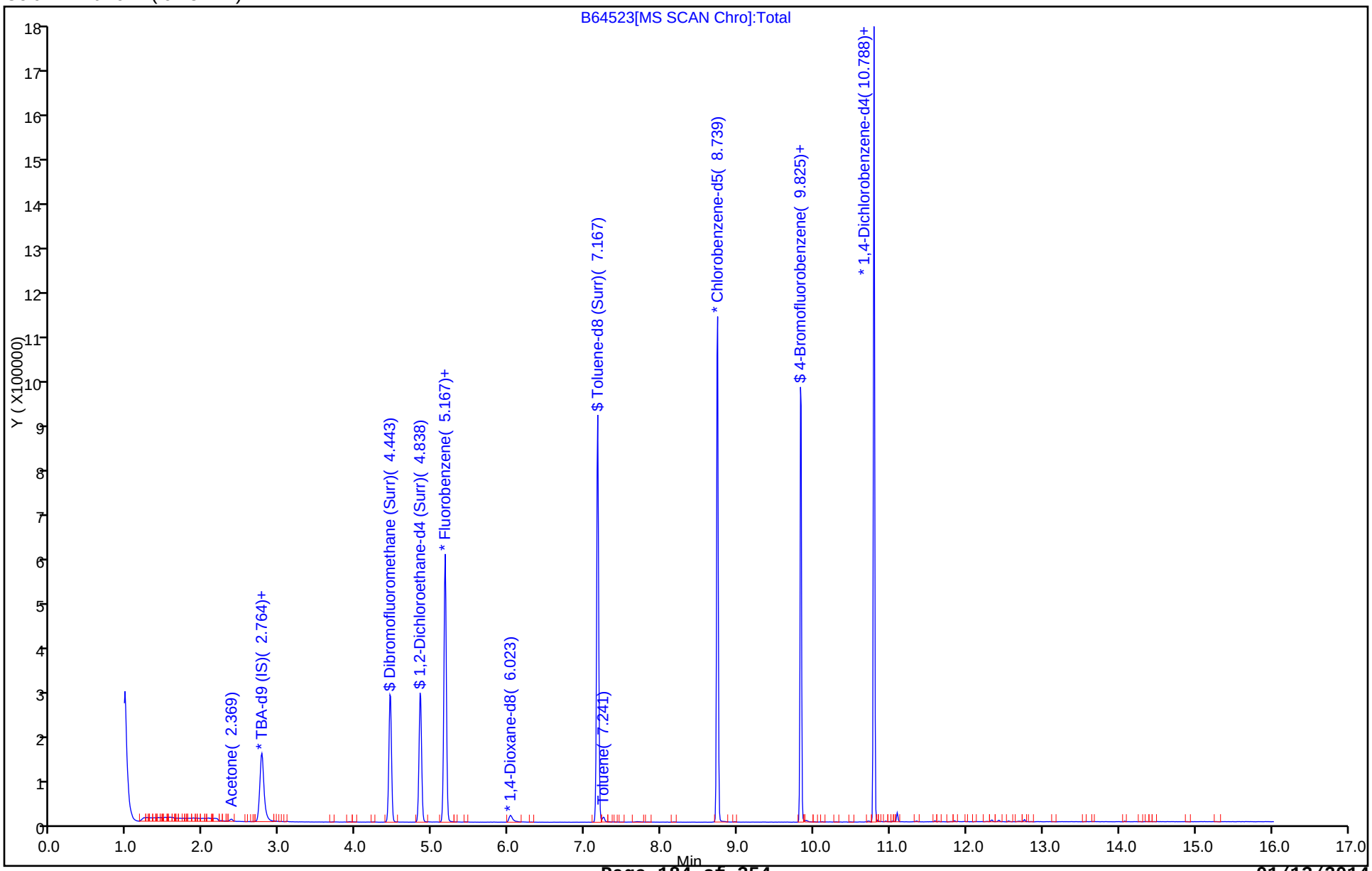

Report Date: 09-Jan-2014 06:17:27 Chrom Revision: 2.1 15-Oct-2013 07:52:24

TestAmerica Edison

Data File: \\EDICHROM\ChromData\CVOAMS2\20140108-8646.b\B64523.D

Injection Date:	08-Jan-2014 12:22:30	Instrument ID:	CVOAMS2
Lims ID:	460-69122-B-13	Lab Sample ID:	460-69122-13
Client ID:	MODTB-123113		
Operator ID:		ALS Bottle#:	5 Worklist Smp#: 10
Purge Vol:	5.000 mL	Dil. Factor:	1.0000
Method:	8260W_2	Limit Group:	VOA - 8260B Water and Solid
Column:	Rtx-624 (0.25 mm)	Detector	MS SCAN

18 Acetone, CAS: 67-64-1

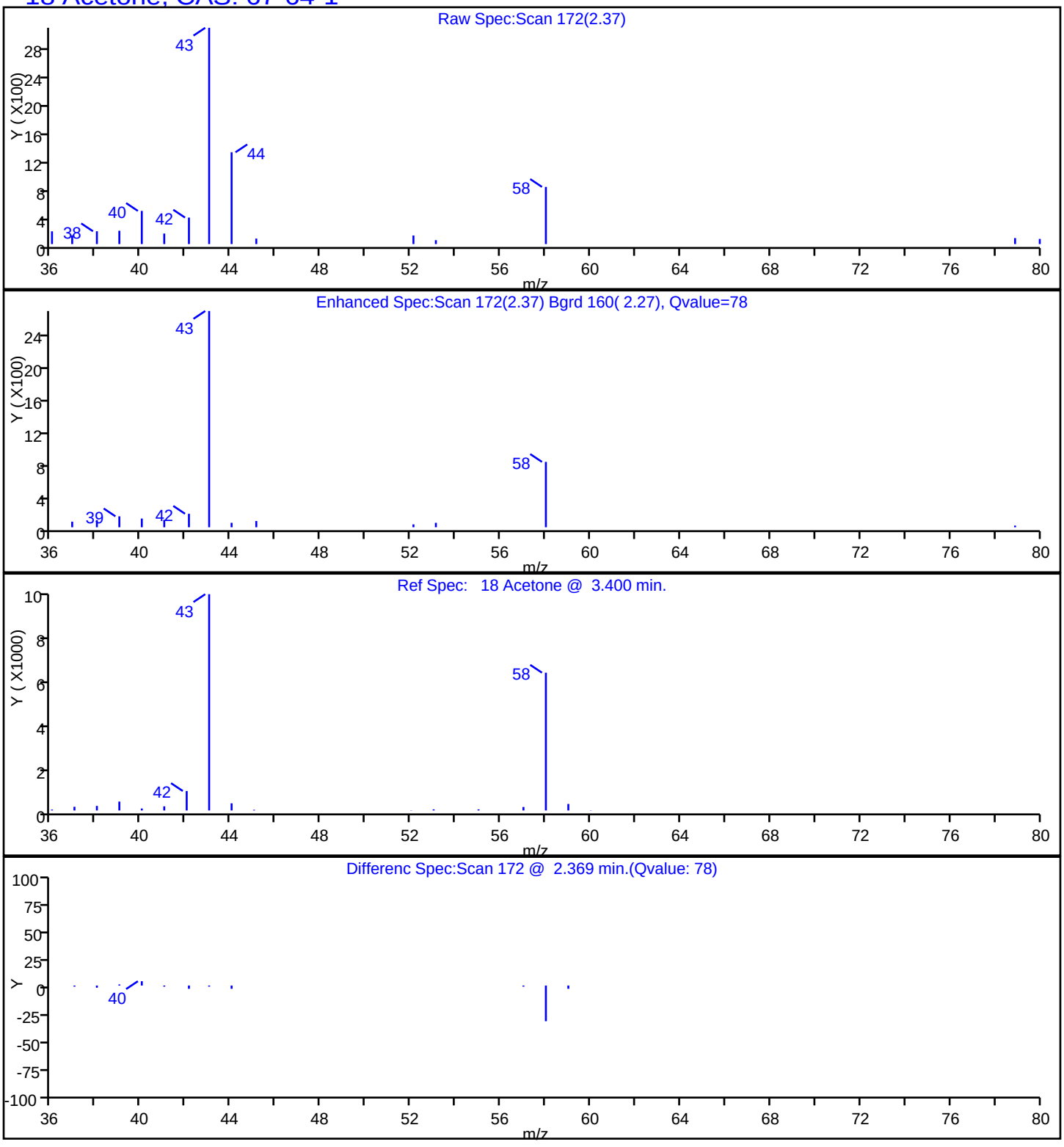

Report Date: 09-Jan-2014 06:17:27 Chrom Revision: 2.1 15-Oct-2013 07:52:24

TestAmerica Edison

Data File: \\EDICHROM\ChromData\CVOAMS2\20140108-8646.b\B64523.D

Injection Date:	08-Jan-2014 12:22:30	Instrument ID:	CVOAMS2		
Lims ID:	460-69122-B-13	Lab Sample ID:	460-69122-13		
Client ID:	MODTB-123113				
Operator ID:		ALS Bottle#:	5	Worklist Smp#:	10
Purge Vol:	5.000 mL	Dil. Factor:	1.0000		
Method:	8260W_2	Limit Group:	VOA - 8260B Water and Solid		
Column:	Rtx-624 (0.25 mm)	Detector	MS SCAN		

77 Toluene, CAS: 108-88-3

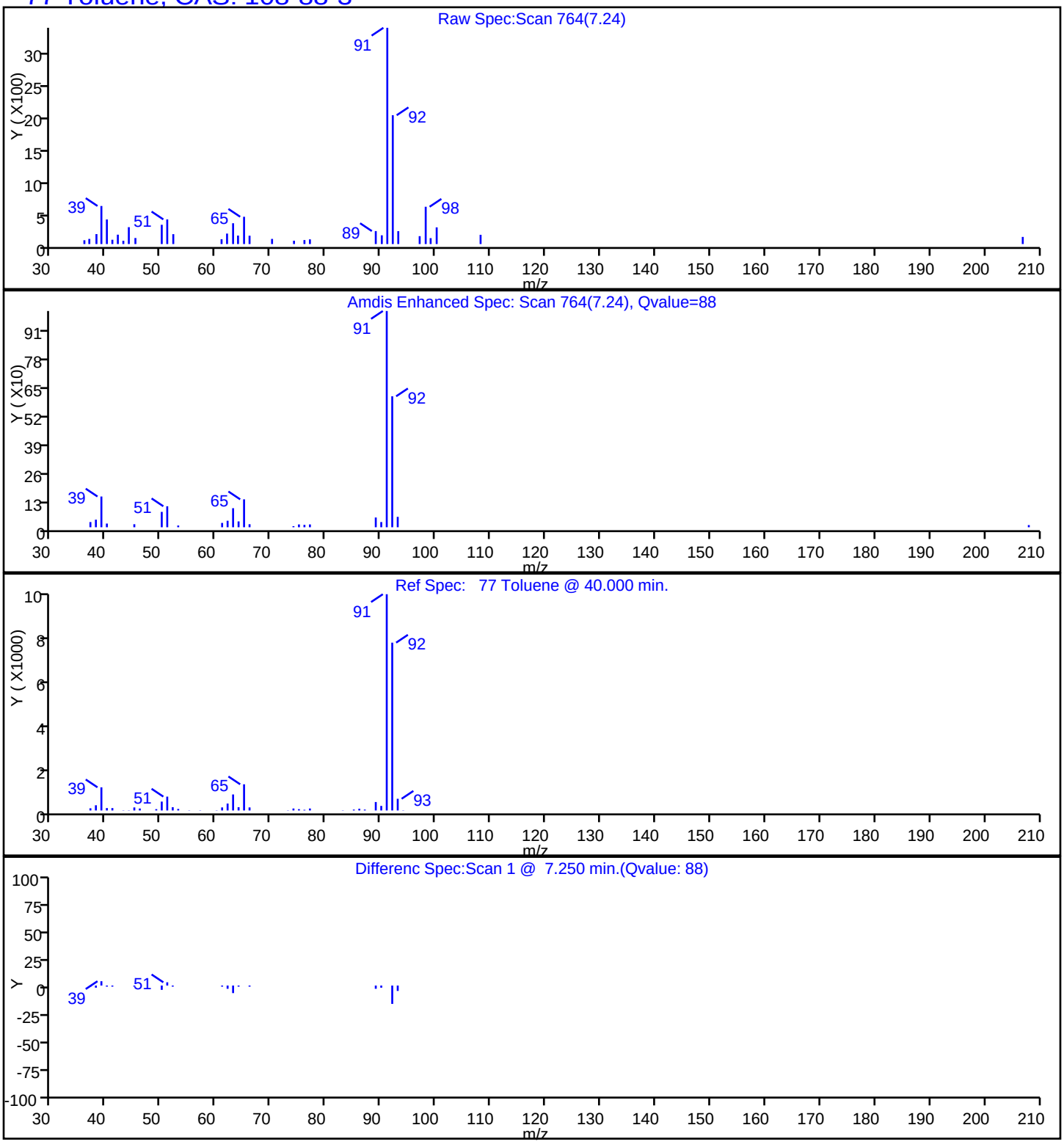

FORM I
GC/MS VOA ORGANICS ANALYSIS DATA SHEET

Lab Name: TestAmerica Edison | Job No.: 460-69122-1

SDG No.:

Client Sample ID: TB-123113 | Lab Sample ID: 460-69122-14

Matrix: Water | Lab File ID: B64524.D

Analysis Method: 8260B | Date Collected: 12/31/2013 12:25

Sample wt/vol: 5(mL) | Date Analyzed: 01/08/2014 12:45

Soil Aliquot Vol: | Dilution Factor: 1

Soil Extract Vol.: | GC Column: Rtx-624 ID: 0.25(mm)

% Moisture: | Level: (low/med) Low

Analysis Batch No.: 201600 | Units: ug/L

CAS NO.	COMPOUND NAME	RESULT	Q	RL	MDL
74-87-3	Chloromethane	0.10	U	1.0	0.10
74-83-9	Bromomethane	0.18	U	1.0	0.18
75-01-4	Vinyl chloride	0.14	U	1.0	0.14
75-00-3	Chloroethane	0.17	U	1.0	0.17
75-09-2	Methylene Chloride	0.18	U	1.0	0.18
67-64-1	Acetone	2.7	U	5.0	2.7
75-15-0	Carbon disulfide	0.13	U	1.0	0.13
75-35-4	1,1-Dichloroethene	0.090	U	1.0	0.090
75-34-3	1,1-Dichloroethane	0.13	U	1.0	0.13
156-60-5	trans-1,2-Dichloroethene	0.13	U	1.0	0.13
156-59-2	cis-1,2-Dichloroethene	0.18	U	1.0	0.18
67-66-3	Chloroform	0.080	U	1.0	0.080
107-06-2	1,2-Dichloroethane	0.19	U	1.0	0.19
78-93-3	2-Butanone	2.3	U	5.0	2.3
71-55-6	1,1,1-Trichloroethane	0.060	U	1.0	0.060
56-23-5	Carbon tetrachloride	0.060	U	1.0	0.060
75-27-4	Bromodichloromethane	0.12	U	1.0	0.12
78-87-5	1,2-Dichloropropane	0.090	U	1.0	0.090
10061-01-5	cis-1,3-Dichloropropene	0.18	U	1.0	0.18
79-01-6	Trichloroethene	0.090	U	1.0	0.090
124-48-1	Dibromochloromethane	0.20	U	1.0	0.20
79-00-5	1,1,2-Trichloroethane	0.19	U	1.0	0.19
71-43-2	Benzene	0.080	U	1.0	0.080
10061-02-6	trans-1,3-Dichloropropene	0.24	U	1.0	0.24
75-25-2	Bromoform	0.19	U	1.0	0.19
108-10-1	4-Methyl-2-pentanone	0.99	U	5.0	0.99
591-78-6	2-Hexanone	0.50	U	5.0	0.50
127-18-4	Tetrachloroethene	0.10	U	1.0	0.10
79-34-5	1,1,2,2-Tetrachloroethane	0.16	U	1.0	0.16
108-88-3	Toluene	0.15	U	1.0	0.15
108-90-7	Chlorobenzene	0.11	U	1.0	0.11
100-41-4	Ethylbenzene	0.10	U	1.0	0.10
100-42-5	Styrene	0.12	U	1.0	0.12
1330-20-7	Xylenes, Total	0.13	U	2.0	0.13

FORM I
GC/MS VOA ORGANICS ANALYSIS DATA SHEET

Lab Name: TestAmerica Edison Job No.: 460-69122-1

SDG No.:

Client Sample ID: TB-123113 Lab Sample ID: 460-69122-14

Matrix: Water Lab File ID: B64524.D

Analysis Method: 8260B Date Collected: 12/31/2013 12:25

Sample wt/vol: 5(mL) Date Analyzed: 01/08/2014 12:45

Soil Aliquot Vol: Dilution Factor: 1

Soil Extract Vol.: GC Column: Rtx-624 ID: 0.25(mm)

% Moisture: Level: (low/med) Low

Analysis Batch No.: 201600 Units: ug/L

CAS NO.	SURROGATE	%REC	Q	LIMITS
17060-07-0	1,2-Dichloroethane-d4 (Surr)	117		70-130
460-00-4	Bromofluorobenzene	88		70-130
2037-26-5	Toluene-d8 (Surr)	95		70-130
1868-53-7	Dibromofluoromethane (Surr)	111		70-130

FORM I
GC/MS VOA ORGANICS ANALYSIS DATA SHEET
TENTATIVELY IDENTIFIED COMPOUNDS

Lab Name: TestAmerica Edison Job No.: 460-69122-1

SDG No.:

Client Sample ID: TB-123113 Lab Sample ID: 460-69122-14

Matrix: Water Lab File ID: B64524.D

Analysis Method: 8260B Date Collected: 12/31/2013 12:25

Sample wt/vol: 5(mL) Date Analyzed: 01/08/2014 12:45

Soil Aliquot Vol: Dilution Factor: 1

Soil Extract Vol.: GC Column: Rtx-624 ID: 0.25(mm)

% Moisture: Level: (low/med) Low

Analysis Batch No.: 201600 Units: ug/L

Number TICs Found: 0 TIC Result Total: 0

CAS NO.	COMPOUND NAME	RT	RESULT	Q
	Tentatively Identified Compound		None	

TestAmerica Edison
Target Compound Quantitation Report

Data File: \\EDICHROM\ChromData\CVOAMS2\20140108-8646.b\B64524.D
Lims ID: 460-69122-B-14 Lab Sample ID: 460-69122-14
Client ID: TB-123113
Sample Type: Client
Inject. Date: 08-Jan-2014 12:45:30 ALS Bottle#: 6 Worklist Smp#: 11
Purge Vol: 5.000 mL Dil. Factor: 1.0000
Sample Info: 460-69122-B-14
Misc. Info.: 460-0008646-011
Operator ID: Instrument ID: CVOAMS2

Method: \\EDICHROM\ChromData\CVOAMS2\20140108-8646.b\8260W_2.m
Limit Group: VOA - 8260B Water and Solid
Last Update: 09-Jan-2014 06:17:01 Calib Date: 13-Dec-2013 14:51:30
Integrator: RTE ID Type: Deconvolution ID
Quant Method: Internal Standard Quant By: Initial Calibration
Last ICal File: \\EDICHROM\ChromData\CVOAMS2\20131213-7772.b\B63528.D

Column 1 : Rtx-624 (0.25 mm) Detector MS SCAN
Process Host: XAWRK051

First Level Reviewer: moroneyc Date: 09-Jan-2014 06:10:40

Compound	Sig	RT (min.)	Exp RT (min.)	Dlt RT (min.)	Q	Response	On-Col Amt ug/l	Flags
* 26 TBA-d9 (IS)	65	2.772	2.764	0.008	60	231988	1000.0	
$ 57 Dibromofluoromethane (Surr)	113	4.451	4.443	0.008	97	200878	55.3	
$ 53 1,2-Dichloroethane-d4 (Surr)	65	4.846	4.838	0.008	87	264086	58.4	
* 58 Fluorobenzene	96	5.167	5.159	0.008	98	582368	50.0	
* 65 1,4-Dioxane-d8	96	6.023	6.015	0.008	88	17361	1000.0	
$ 76 Toluene-d8 (Surr)	98	7.167	7.159	0.008	98	605143	47.5	
* 87 Chlorobenzene-d5	117	8.739	8.731	0.008	87	512960	50.0	
$ 97 4-Bromofluorobenzene	174	9.833	9.825	0.008	88	196705	44.0	
* 115 1,4-Dichlorobenzene-d4	152	10.788	10.788	0.0	98	309766	50.0	

Report Date: 09-Jan-2014 06:17:27 Chrom Revision: 2.1 15-Oct-2013 07:52:24

TestAmerica Edison

Data File: \\EDICHROM\ChromData\CVOAMS2\20140108-8646.b\B64524.D

Injection Date:	08-Jan-2014 12:45:30	Instrument ID:	CVOAMS2	Operator ID:	
Lims ID:	460-69122-B-14	Lab Sample ID:	460-69122-14	Worklist Smp#:	11
Client ID:	TB-123113				
Purge Vol:	5.000 mL	Dil. Factor:	1.0000	ALS Bottle#:	6
Method:	8260W_2	Limit Group:	VOA - 8260B Water and Solid		

Column: Rtx-624 (0.25 mm)

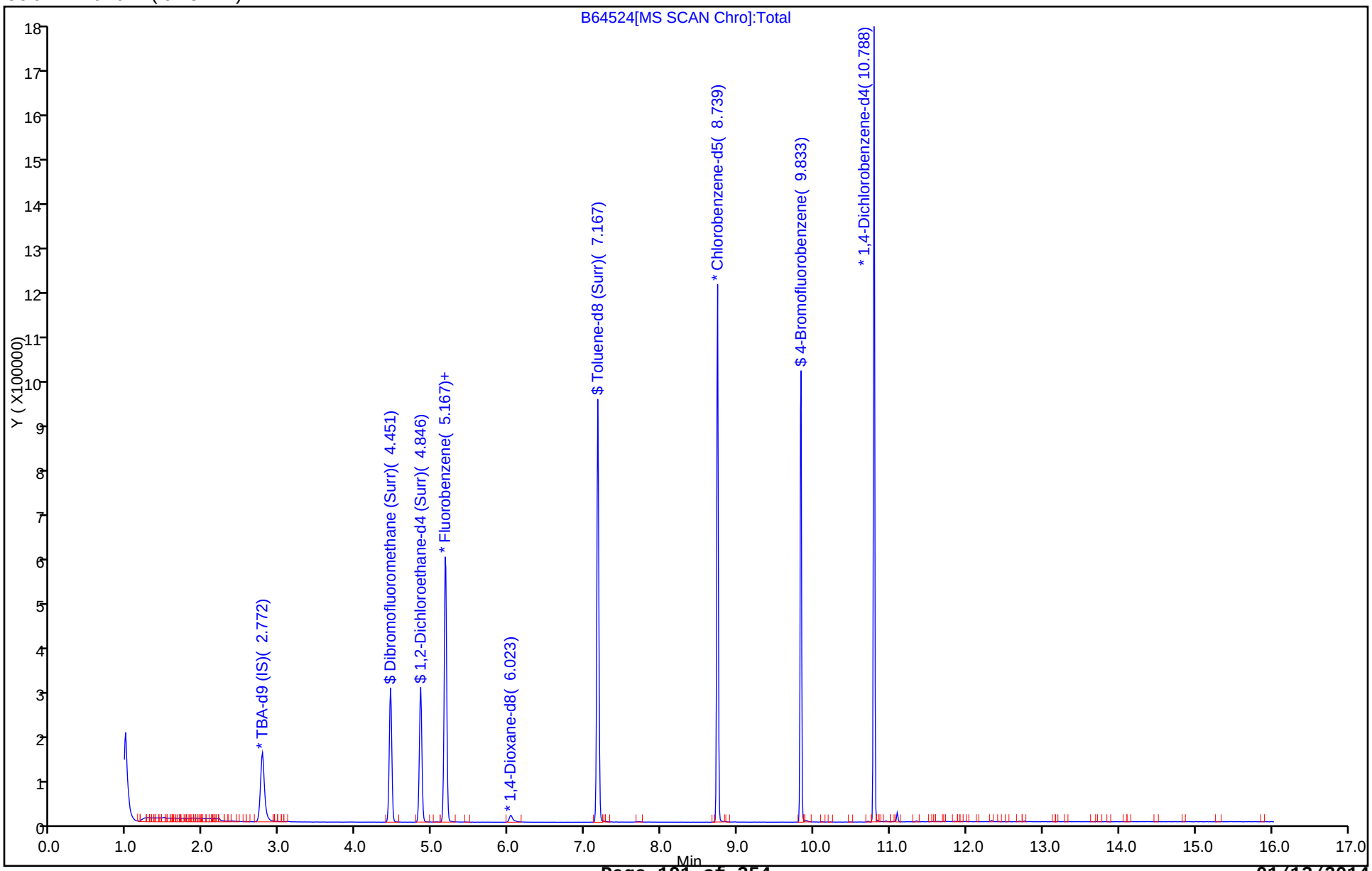

FORM VI
GC/MS VOA INITIAL CALIBRATION DATA
INTERNAL STANDARD CURVE EVALUATION

Lab Name: TestAmerica Edison Job No.: 460-69122-1 Analy Batch No.: 197502

SDG No.:

Instrument ID: CVOAMS2 GC Column: Rtx-624 ID: 0.25(mm) Heated Purge: (Y/N) N

Calibration Start Date: 12/13/2013 09:51 Calibration End Date: 12/13/2013 14:51 Calibration ID: 33700

Calibration Files:

LEVEL:	LAB SAMPLE ID:	LAB FILE ID:
Level 1	STD1 460-197502/18	B63528.D
Level 2	STD5 460-197502/5	B63515.D
Level 3	STD20 460-197502/6	B63516.D
Level 4	STD50 460-197502/7	B63517.D
Level 5	STD200 460-197502/8	B63518.D
Level 6	STD500 460-197502/9	B63519.D

ANALYTE	RRF					CURVE TYPE	COEFFICIENT			#	MIN RRF	%RSD	#	MAX %RSD	R^2 OR COD	#	MIN R^2 OR COD
	LVL 1 LVL 6	LVL 2	LVL 3	LVL 4	LVL 5		B	M1	M2								
Propene	0.1770 0.1658	0.1648	0.1665	0.1700	0.1770	Ave		0.1702				3.3		15.0			
Chlorotrifluoroethene	0.0713 0.0604	0.0680	0.0673	0.0681	0.0652	Ave		0.0667				5.5		15.0			
Dichlorodifluoromethane	0.4050 0.3666	0.4423	0.4157	0.4018	0.3751	Ave		0.4011				6.9		15.0			
Chloromethane	0.3206 0.2493	0.3190	0.2745	0.2636	0.2470	Ave		0.2790			0.1000	12.0		15.0			
Vinyl chloride	0.3004 0.2328	0.2940	0.2703	0.2584	0.2386	Ave		0.2658				10.0		15.0			
Butadiene	0.2635 0.1960	0.2434	0.2226	0.2176	0.1995	Ave		0.2237				12.0		15.0			
Bromomethane	0.1341 0.0844	0.1347	0.1247	0.1144	0.0991	QuaF		0.1104	0						1.0000		0.9900
Chloroethane	0.1525 0.0896	0.1336	0.1233	0.1143	0.1004	QuaF		0.1092	0		0.1000				1.0000		0.9900
Dichlorofluoromethane	0.4319 0.3035	0.4292	0.3925	0.3681	0.3293	Ave		0.3757				14.0		15.0			
Trichlorofluoromethane	0.2886 0.2159	0.2959	0.2766	0.2567	0.2349	Ave		0.2614				12.0		15.0			
n-Pentane	0.0174 0.0189	0.0251	0.0242	0.0226	0.0223	Ave		0.0217				14.0		15.0			
Ethanol	0.0705 0.0332	0.0472	0.0323	0.0340	0.0275	QuaF		0.0252	0						0.9990		0.9900
Ethyl ether	0.2049 0.1267	0.1864	0.1556	0.1470	0.1454	QuaF		0.1569	0						1.0000		0.9900
Isopropene	0.3295 0.2632	0.2514	0.3298	0.2884	0.2731	Ave		0.2892				12.0		15.0			
1,2-Dichlorotrifluoroethane	0.2794 0.2031	0.2664	0.2442	0.2344	0.2318	Ave		0.2432				11.0		15.0			

Note: The m1 coefficient is the same as Ave RRF for an Ave curve type.

FORM VI
GC/MS VOA INITIAL CALIBRATION DATA
INTERNAL STANDARD CURVE EVALUATION

Lab Name: TestAmerica Edison Job No.: 460-69122-1 Analy Batch No.: 197502

SDG No.:

Instrument ID: CVOAMS2 GC Column: Rtx-624 ID: 0.25(mm) Heated Purge: (Y/N) N

Calibration Start Date: 12/13/2013 09:51 Calibration End Date: 12/13/2013 14:51 Calibration ID: 33700

ANALYTE	RRF					CURVE TYPE	COEFFICIENT			#	MIN RRF	%RSD	#	MAX %RSD	R^2 OR COD	#	MIN R^2 OR COD
	LVL 1 LVL 6	LVL 2	LVL 3	LVL 4	LVL 5		B	M1	M2								
2-Chloropropane	0.1466 0.0887	0.1219	0.0919	0.0941	0.0886	QuaF		0.0895	0						1.0000		0.9900
Acrolein	1.7434 1.1867	1.4435	1.3247	1.1386	1.2444	QuaF		1.2489	0						0.9990		0.9900
Freon TF	0.3293 0.2418	0.2674	0.2673	0.2683	0.2670	Ave		0.2735				11.0		15.0			
1,1-Dichloroethene	0.3127 0.2249	0.2658	0.2503	0.2502	0.2514	Ave		0.2592				11.0		15.0			
Acetone	4.6105 2.6891	3.3023	2.9185	2.8830	2.7747	QuaF		2.8437	0						1.0000		0.9900
Iodomethane	0.5537 0.4357	0.5433	0.4923	0.4949	0.4953	Ave		0.5025				8.4		15.0			
Carbon disulfide	0.5901 0.8387	0.5783	0.6466	0.7672	0.8914	QuaF		0.8990	0						0.9990		0.9900
Isopropanol	0.8568 0.5952	0.6845	0.5421	0.5571	0.5450	QuaF		0.5176	0						1.0000		0.9900
Allyl chloride	0.1331 0.1353	0.1523	0.1382	0.1476	0.1510	Ave		0.1429				5.9		15.0			
Cyclopentene	0.7509 0.6083	0.6279	0.6790	0.6686	0.6529	Ave		0.6646				7.5		15.0			
Methyl acetate	0.1921 0.1600	0.1964	0.1829	0.1821	0.1811	Ave		0.1824				6.9		15.0			
Acetonitrile	0.0252 0.0224	0.0338	0.0273	0.0237	0.0223	QuaF		0.0226	0						1.0000		0.9900
1-Chloropropane	0.0326 0.0206	0.0310	0.0236	0.0240	0.0231	QuaF		0.0247	0						1.0000		0.9900
Methylene Chloride	0.3446 0.2486	0.3371	0.2946	0.2899	0.2832	Ave		0.2996				12.0		15.0			
TBA	1.5611 1.1247	1.3613	1.1712	1.1699	1.1070	Ave		1.2492				14.0		15.0			
MTBE	0.8148 0.7131	0.8678	0.8032	0.7956	0.8071	Ave		0.8003				6.2		15.0			
trans-1,2-Dichloroethene	0.3152 0.2394	0.2954	0.2729	0.2753	0.2738	Ave		0.2787				9.1		15.0			
Acrylonitrile	0.0981 0.0811	0.0987	0.0915	0.0903	0.0899	Ave		0.0916				7.0		15.0			
Hexane	0.2850 0.1409	0.1616	0.1625	0.1586	0.1628	QuaF		0.1750	0						1.0000		0.9900
DIPE	0.8685 0.7564	0.9688	0.8454	0.8359	0.8256	Ave		0.8501				8.2		15.0			

Note: The m1 coefficient is the same as Ave RRF for an Ave curve type.

FORM VI
GC/MS VOA INITIAL CALIBRATION DATA
INTERNAL STANDARD CURVE EVALUATION

Lab Name: TestAmerica Edison Job No.: 460-69122-1 Analy Batch No.: 197502

SDG No.:

Instrument ID: CVOAMS2 GC Column: Rtx-624 ID: 0.25(mm) Heated Purge: (Y/N) N

Calibration Start Date: 12/13/2013 09:51 Calibration End Date: 12/13/2013 14:51 Calibration ID: 33700

ANALYTE	RRF					CURVE TYPE	COEFFICIENT			#	MIN RRF	%RSD	#	MAX %RSD	R^2 OR COD	#	MIN R^2 OR COD
	LVL 1 LVL 6	LVL 2	LVL 3	LVL 4	LVL 5		B	M1	M2								
1,1-Dichloroethane	0.6081 0.4655	0.5686	0.5220	0.5255	0.5272	Ave		0.5362			0.1000	9.0		15.0			
Vinyl acetate	0.6055 0.5824	0.7359	0.6732	0.6623	0.6876	Ave		0.6578				8.5		15.0			
2-Chloro-1,3-butadiene	0.2770 0.2342	0.2516	0.2626	0.2650	0.2563	Ave		0.2578				5.6		15.0			
Tert-butyl ethyl ether	0.8116 0.8035	0.9887	0.8549	0.8510	0.8527	Ave		0.8604				7.8		15.0			
2,2-Dichloropropane	0.4162 0.4072	0.4523	0.4346	0.4420	0.4627	Ave		0.4358				4.9		15.0			
cis-1,2-Dichloroethene	0.3530 0.2732	0.3396	0.3089	0.3098	0.3108	Ave		0.3159				8.8		15.0			
2-Butanone	1.3265 1.0442	1.1783	1.1271	1.1149	1.1094	Ave		1.1501				8.4		15.0			
Ethyl acetate	1.3407 1.1142	1.3970	1.1747	1.1773	1.1420	Ave		1.2243				9.5		15.0			
Methyl acrylate	0.2104 0.2207	0.2478	0.2171	0.2188	0.2286	Ave		0.2239				5.8		15.0			
Propionitrile	1.8946 1.4207	1.9554	1.5298	1.5295	1.4205	Ave		1.6251				15.0		15.0			
Tetrahydrofuran	5.8882 2.9931	3.8003	3.2326	3.3704	3.1670	QuaF		3.2988	0						1.0000		0.9900
Bromochloromethane	0.1841 0.1408	0.1806	0.1627	0.1633	0.1624	Ave		0.1656				9.4		15.0			
Methacrylonitrile	0.1027 0.0907	0.1283	0.1087	0.1070	0.1022	Ave		0.1066				12.0		15.0			
Chloroform	0.6331 0.4536	0.5973	0.5413	0.5393	0.5303	Ave		0.5491				11.0		15.0			
Cyclohexane	0.4593 0.3911	0.3941	0.4295	0.4207	0.4366	Ave		0.4219				6.2		15.0			
1,1,1-Trichloroethane	0.4758 0.4109	0.4323	0.4392	0.4511	0.4666	Ave		0.4460				5.3		15.0			
Carbon tetrachloride	0.3517 0.3714	0.3216	0.3423	0.3673	0.4065	Ave		0.3601				8.1		15.0			
1,1-Dichloropropene	0.4368 0.3565	0.3755	0.3757	0.3796	0.3978	Ave		0.3870				7.2		15.0			
Benzene	1.3471 0.9951	1.2672	1.1598	1.1494	1.1360	Ave		1.1758				10.0		15.0			
Isobutyl alcohol	0.2930 0.4152	0.3671	0.3618	0.4057	0.4097	Ave		0.3754				12.0		15.0			

Note: The m1 coefficient is the same as Ave RRF for an Ave curve type.

FORM VI
GC/MS VOA INITIAL CALIBRATION DATA
INTERNAL STANDARD CURVE EVALUATION

Lab Name: TestAmerica Edison Job No.: 460-69122-1 Analy Batch No.: 197502

SDG No.:

Instrument ID: CVOAMS2 GC Column: Rtx-624 ID: 0.25(mm) Heated Purge: (Y/N) N

Calibration Start Date: 12/13/2013 09:51 Calibration End Date: 12/13/2013 14:51 Calibration ID: 33700

ANALYTE	RRF					CURVE TYPE	COEFFICIENT			#	MIN RRF	%RSD	#	MAX %RSD	R^2 OR COD	#	MIN R^2 OR COD
	LVL 1 LVL 6	LVL 2	LVL 3	LVL 4	LVL 5		B	M1	M2								
Tert-amyl methyl ether	0.7289 0.7383	0.9443	0.8099	0.8152	0.8124	Ave		0.8082				9.5		15.0			
1,2-Dichloroethane	0.5039 0.3843	0.5037	0.4554	0.4484	0.4495	Ave		0.4575				9.7		15.0			
Isopropyl acetate	0.6770 0.7222	0.9272	0.7719	0.7704	0.8032	Ave		0.7787				11.0		15.0			
n-Heptane	0.1662 0.0964	0.1114	0.1120	0.1074	0.1109	QuaF		0.1190	0						1.0000		0.9900
2,4,4-Trimethyl-1-pentene	0.5203 0.4536	0.3884	0.4747	0.4882	0.4949	Ave		0.4700				9.7		15.0			
Trichloroethene	0.3350 0.2874	0.3157	0.3032	0.3091	0.3195	Ave		0.3117				5.2		15.0			
n-Butanol	0.2463 0.2629	0.2375	0.1870	0.2166	0.2288	Ave		0.2299				11.0		15.0			
Methylcyclohexane	0.4595 0.3345	0.3495	0.3778	0.3739	0.3833	Ave		0.3798				11.0		15.0			
Ethyl acrylate	0.2715 0.3821	0.3532	0.3186	0.3633	0.3539	Ave		0.3404				12.0		15.0			
1,2-Dichloropropane	0.3119 0.2705	0.2958	0.2789	0.2838	0.2967	Ave		0.2896				5.1		15.0			
Dibromomethane	0.2339 0.1853	0.2260	0.2076	0.2122	0.2138	Ave		0.2132				7.9		15.0			
Methyl methacrylate	0.0628 0.0729	0.0833	0.0748	0.0773	0.0794	Ave		0.0751				9.4		15.0			
1,4-Dioxane	0.6072 1.3996	1.2388	1.0690	1.2234	1.3284	QuaF		1.2662	0						1.0000		0.9900
Propyl acetate	0.2739 0.3772	0.3950	0.3470	0.3630	0.3869	Ave		0.3572				12.0		15.0			
Bromodichloromethane	0.3543 0.4109	0.3520	0.3589	0.3922	0.4425	Ave		0.3851				9.5		15.0			
2-Nitropropane	0.0345 0.0879	0.0687	0.0650	0.0732	0.0871	QuaF		0.0842	0						1.0000		0.9900
2-Chloroethyl vinyl ether	0.1544 0.1883	0.2044	0.1767	0.1848	0.1958	Ave		0.1841				9.4		15.0			
cis-1,3-Dichloropropene	0.3989 0.5016	0.4758	0.4824	0.5066	0.5527	Ave		0.4863				10.0		15.0			
4-Methyl-2-pentanone	0.2726 0.2805	0.3395	0.3247	0.3251	0.3230	Ave		0.3109				8.8		15.0			
Toluene	1.4620 1.1304	1.3361	1.2961	1.2814	1.2977	Ave		1.3006				8.2		15.0			

Note: The m1 coefficient is the same as Ave RRF for an Ave curve type.

FORM VI
GC/MS VOA INITIAL CALIBRATION DATA
INTERNAL STANDARD CURVE EVALUATION

Lab Name: TestAmerica Edison Job No.: 460-69122-1 Analy Batch No.: 197502

SDG No.:

Instrument ID: CVOAMS2 GC Column: Rtx-624 ID: 0.25(mm) Heated Purge: (Y/N) N

Calibration Start Date: 12/13/2013 09:51 Calibration End Date: 12/13/2013 14:51 Calibration ID: 33700

ANALYTE	RRF					CURVE TYPE	COEFFICIENT			#	MIN RRF	%RSD	#	MAX %RSD	R^2 OR COD	#	MIN R^2 OR COD
	LVL 1 LVL 6	LVL 2	LVL 3	LVL 4	LVL 5		B	M1	M2								
trans-1,3-Dichloropropene	0.3307 0.4680	0.3971	0.4249	0.4545	0.5076	Ave		0.4305				14.0		15.0			
Ethyl methacrylate	0.3038 0.3971	0.3975	0.3990	0.4143	0.4399	Ave		0.3919				12.0		15.0			
1,1,2-Trichloroethane	0.2789 0.2326	0.2770	0.2646	0.2613	0.2655	Ave		0.2633				6.3		15.0			
Tetrachloroethene	0.3840 0.2886	0.3325	0.3420	0.3370	0.3418	Ave		0.3376				9.0		15.0			
1,3-Dichloropropane	0.5385 0.4813	0.5462	0.5267	0.5201	0.5397	Ave		0.5254				4.5		15.0			
2-Hexanone	0.1707 0.1988	0.2202	0.2177	0.2206	0.2259	Ave		0.2090				10.0		15.0			
Butyl acetate	0.0483 0.0771	0.0964	0.0773	0.0820	0.0820	QuaF		0.0848	0						1.0000		0.9900
Dibromochloromethane	0.2526 0.3388	0.2590	0.2811	0.3185	0.3775	QuaF		0.3895	0						0.9990		0.9900
1,2-Dibromoethane	0.3320 0.3140	0.3453	0.3385	0.3378	0.3521	Ave		0.3366				3.9		15.0			
Chlorobenzene	1.1229 0.8678	1.0363	0.9862	0.9811	1.0053	Ave		0.9999			0.3000	8.3		15.0			
Ethylbenzene	0.5483 0.4211	0.5050	0.5120	0.5062	0.5104	Ave		0.5005				8.4		15.0			
1,1,1,2-Tetrachloroethane	0.3066 0.3109	0.3283	0.3465	0.3589	0.3762	Ave		0.3379				8.1		15.0			
m&p-Xylene	0.6698 0.5489	0.6384	0.6417	0.6337	0.6445	Ave		0.6295				6.6		15.0			
o-Xylene	0.6339 0.5217	0.6667	0.6750	0.6660	0.6503	Ave		0.6356				9.1		15.0			
Butyl acrylate	0.1797 0.2474	0.3081	0.2722	0.2879	0.2815	QuaF		0.3022	0						1.0000		0.9900
Styrene	1.0279 0.9150	1.1179	1.0982	1.0955	1.0862	Ave		1.0568				7.2		15.0			
Amly acetate	0.7601 1.2553	1.3555	1.1957	1.2848	1.3288	QuaF		1.3626	0						1.0000		0.9900
Bromoform	0.1429 0.2106	0.1424	0.1545	0.1822	0.2264	QuaF		0.2277	0		0.1000				0.9990		0.9900
Isopropylbenzene	1.7902 1.4158	1.6560	1.7443	1.7155	1.7118	Ave		1.6723				8.0		15.0			
Camphene, Total	0.1489 0.1033	0.1077	0.1247	0.1211	0.1159	Ave		0.1203				13.0		15.0			

Note: The m1 coefficient is the same as Ave RRF for an Ave curve type.

FORM VI
GC/MS VOA INITIAL CALIBRATION DATA
INTERNAL STANDARD CURVE EVALUATION

Lab Name: TestAmerica Edison Job No.: 460-69122-1 Analy Batch No.: 197502

SDG No.:

Instrument ID: CVOAMS2 GC Column: Rtx-624 ID: 0.25(mm) Heated Purge: (Y/N) N

Calibration Start Date: 12/13/2013 09:51 Calibration End Date: 12/13/2013 14:51 Calibration ID: 33700

ANALYTE	RRF					CURVE TYPE	COEFFICIENT			#	MIN RRF	%RSD	#	MAX %RSD	R^2 OR COD	#	MIN R^2 OR COD
	LVL 1 LVL 6	LVL 2	LVL 3	LVL 4	LVL 5		B	M1	M2								
Monobromobenzene	0.8439 0.7417	0.8019	0.7754	0.7752	0.8264	Ave		0.7941				4.7		15.0			
1,1,2,2-Tetrachloroethane	0.8646 0.7814	0.8477	0.8334	0.8455	0.8872	Ave		0.8433			0.3000	4.2		15.0			
N-Propylbenzene	3.9257 2.9604	3.2625	3.4316	3.4395	3.5419	Ave		3.4269				9.3		15.0			
1,2,3-Trichloropropane	0.2735 0.2261	0.2718	0.2548	0.2521	0.2566	Ave		0.2558				6.7		15.0			
trans-1,4-Dichloro-2-butene	0.1983 0.2437	0.2153	0.2162	0.2356	0.2605	Ave		0.2283				9.9		15.0			
2-Chlorotoluene	2.8154 2.1503	2.5495	2.5049	2.5189	2.5523	Ave		2.5152				8.5		15.0			
p-Ethyltoluene	3.1539 2.4824	3.2403	2.9842	2.9917	2.9162	Ave		2.9615				8.9		15.0			
1,3,5-Trimethylbenzene	2.7319 2.3073	2.3972	2.5193	2.5381	2.6978	Ave		2.5319				6.5		15.0			
4-Chlorotoluene	2.5384 2.0663	2.2890	2.2560	2.2510	2.3773	Ave		2.2963				6.8		15.0			
Butyl Methacrylate	0.5198 0.9401	0.9713	0.8854	0.9499	0.9938	QuaF		1.0165	0						1.0000		0.9900
tert-Butylbenzene	2.0929 1.8985	1.8361	2.0187	2.0425	2.2020	Ave		2.0151				6.6		15.0			
1,2,4-Trimethylbenzene	2.7238 2.4051	2.5361	2.6364	2.6646	2.8043	Ave		2.6284				5.4		15.0			
sec-Butylbenzene	3.0995 2.5581	2.5342	2.7633	2.7929	3.0027	Ave		2.7918				8.2		15.0			
p-Isopropyltoluene	2.6946 2.1005	2.3325	2.5019	2.5151	2.6308	Ave		2.4626				8.8		15.0			
1,3-Dichlorobenzene	1.6200 1.1587	1.4860	1.4301	1.4243	1.4224	Ave		1.4236				11.0		15.0			
1,4-Dichlorobenzene	1.7753 1.2522	1.5503	1.4563	1.4642	1.4772	Ave		1.4959				11.0		15.0			
Benzyl chloride	0.6888 1.6412	1.2576	1.2450	1.4610	1.6916	QuaF		1.6785	0						1.0000		0.9900
Indan	2.7478 2.4637	3.3956	2.8408	2.8722	2.8445	Ave		2.8608				11.0		15.0			
1,4-Diethylbenzene	1.5103 1.2982	1.5192	1.4760	1.4941	1.4730	Ave		1.4618				5.6		15.0			
n-Butylbenzene	3.3189 2.2249	2.5648	2.6469	2.5639	2.5968	Ave		2.6527				14.0		15.0			

Note: The m1 coefficient is the same as Ave RRF for an Ave curve type.

FORM VI
GC/MS VOA INITIAL CALIBRATION DATA
INTERNAL STANDARD CURVE EVALUATION

Lab Name: TestAmerica Edison Job No.: 460-69122-1 Analy Batch No.: 197502

SDG No.:

Instrument ID: CVOAMS2 GC Column: Rtx-624 ID: 0.25(mm) Heated Purge: (Y/N) N

Calibration Start Date: 12/13/2013 09:51 Calibration End Date: 12/13/2013 14:51 Calibration ID: 33700

ANALYTE	RRF					CURVE TYPE	COEFFICIENT			#	MIN RRF	%RSD	#	MAX %RSD	R^2 OR COD	#	MIN R^2 OR COD
	LVL 1 LVL 6	LVL 2	LVL 3	LVL 4	LVL 5		B	M1	M2								
1,2-Dichlorobenzene	1.6348 1.3109	1.5239	1.4689	1.4569	1.5094	Ave		1.4841				7.1		15.0			
1,2,4,5-Tetramethylbenzene	2.0772 2.2512	2.5661	2.3520	2.4359	2.5034	Ave		2.3643				7.6		15.0			
1,2-Dibromo-3-Chloropropane	0.1154 0.1661	0.1400	0.1195	0.1358	0.1650	Ave		0.1403				15.0		15.0			
1,3,5-Trichlorobenzene	1.0256 0.8047	1.0408	0.8903	0.9077	0.8969	Ave		0.9277				9.7		15.0			
Camphor	0.0544 0.1038	0.0889	0.0787	0.0878	0.0952	QuaF		0.0888	0						1.0000		0.9900
1,2,4-Trichlorobenzene	1.0008 0.7652	0.8532	0.8451	0.8358	0.8766	Ave		0.8628				9.0		15.0			
Hexachlorobutadiene	0.3421 0.2546	0.2233	0.2416	0.2422	0.2707	QuaF		0.2755	0						1.0000		0.9900
Naphthalene	2.1376 2.2251	2.1985	2.2395	2.3153	2.4269	Ave		2.2571				4.5		15.0			
1,2,3-Trichlorobenzene	0.8929 0.6661	0.7059	0.7006	0.7085	0.7301	Ave		0.7340				11.0		15.0			
Dibromofluoromethane (Surr)	0.3083 0.2982	0.3102	0.3126	0.3161	0.3258	Ave		0.3119				2.9		15.0			
1,2-Dichloroethane-d4 (Surr)	0.3896 0.3640	0.3965	0.3904	0.3922	0.3961	Ave		0.3881				3.1		15.0			
Toluene-d8 (Surr)	1.2305 1.1964	1.2503	1.2514	1.2478	1.2811	Ave		1.2429				2.3		15.0			
Bromofluorobenzene	0.4242 0.4212	0.4445	0.4431	0.4333	0.4462	Ave		0.4354				2.5		15.0			

Note: The m1 coefficient is the same as Ave RRF for an Ave curve type.

FORM VI
GC/MS VOA INITIAL CALIBRATION DATA
INTERNAL STANDARD RESPONSE AND CONCENTRATION

Lab Name: TestAmerica Edison Job No.: 460-69122-1 Analy Batch No.: 197502

SDG No.:

Instrument ID: CVOAMS2 GC Column: Rtx-624 ID: 0.25(mm) Heated Purge: (Y/N) N

Calibration Start Date: 12/13/2013 09:51 Calibration End Date: 12/13/2013 14:51 Calibration ID: 33700

Calibration Files:

LEVEL:	LAB SAMPLE ID:	LAB FILE ID:
Level 1	STD1 460-197502/18	B63528.D
Level 2	STD5 460-197502/5	B63515.D
Level 3	STD20 460-197502/6	B63516.D
Level 4	STD50 460-197502/7	B63517.D
Level 5	STD200 460-197502/8	B63518.D
Level 6	STD500 460-197502/9	B63519.D

ANALYTE	IS REF	CURVE TYPE	RESPONSE					CONCENTRATION (UG/L)				
			LVL 1 LVL 6	LVL 2	LVL 3	LVL 4	LVL 5	LVL 1 LVL 6	LVL 2	LVL 3	LVL 4	LVL 5
Propene	FB	Ave	5682 2679425	24632	102277	263222	1080738	2.00 1000	10.0	40.0	100	400
Chlorotrifluoroethene	FB	Ave	1144 487723	5081	20654	52758	198988	1.00 500	5.00	20.0	50.0	200
Dichlorodifluoromethane	FB	Ave	6500 2961561	33051	127682	311091	1145152	1.00 500	5.00	20.0	50.0	200
Chloromethane	FB	Ave	5146 2013837	23837	84311	204102	754169	1.00 500	5.00	20.0	50.0	200
Vinyl chloride	FB	Ave	4821 1880719	21968	83017	200068	728625	1.00 500	5.00	20.0	50.0	200
Butadiene	FB	Ave	4229 1583192	18191	68355	168440	608982	1.00 500	5.00	20.0	50.0	200
Bromomethane	FB	QuaF	2152 681832	10069	38293	88554	302623	1.00 500	5.00	20.0	50.0	200
Chloroethane	FB	QuaF	2448 723532	9981	37882	88507	306406	1.00 500	5.00	20.0	50.0	200
Dichlorofluoromethane	FB	Ave	6931 2451875	32074	120539	284992	1005512	1.00 500	5.00	20.0	50.0	200
Trichlorofluoromethane	FB	Ave	4632 1744339	22117	84940	198725	717064	1.00 500	5.00	20.0	50.0	200
n-Pentane	FB	Ave	1117 609934	7493	29748	70069	272387	4.00 2000	20.0	80.0	200	800
Ethanol	TBA	QuaF	1064 319792	4011	11534	30847	103204	50.0 25000	250	1000	2500	10000
Ethyl ether	FB	QuaF	3289 1023920	13927	47781	113802	444069	1.00 500	5.00	20.0	50.0	200
Isopropene	FB	Ave	5288 2126615	18786	101283	223239	833748	1.00 500	5.00	20.0	50.0	200
1,2-Dichlorotrifluoroethane	FB	Ave	4484 1640893	19907	75007	181448	707747	1.00 500	5.00	20.0	50.0	200
2-Chloropropane	FB	QuaF	2352 716537	9107	28212	72878	270576	1.00 500	5.00	20.0	50.0	200

FORM VI
GC/MS VOA INITIAL CALIBRATION DATA
INTERNAL STANDARD RESPONSE AND CONCENTRATION

Lab Name: TestAmerica Edison Job No.: 460-69122-1 Analy Batch No.: 197502

SDG No.:

Instrument ID: CVOAMS2 GC Column: Rtx-624 ID: 0.25(mm) Heated Purge: (Y/N) N

Calibration Start Date: 12/13/2013 09:51 Calibration End Date: 12/13/2013 14:51 Calibration ID: 33700

ANALYTE	IS REF	CURVE TYPE	RESPONSE					CONCENTRATION (UG/L)				
			LVL 1 LVL 6	LVL 2	LVL 3	LVL 4	LVL 5	LVL 1 LVL 6	LVL 2	LVL 3	LVL 4	LVL 5
Acrolein	TBA	QuaF	2104 182659	9814	18910	41279	93427	4.00 400	20.0	40.0	100	200
Freon TF	FB	Ave	5285 1953321	19987	82097	207709	815174	1.00 500	5.00	20.0	50.0	200
1,1-Dichloroethene	FB	Ave	5019 1817026	19866	76862	193730	767451	1.00 500	5.00	20.0	50.0	200
Acetone	TBA	QuaF	6955 2586911	28065	104152	261299	1041636	5.00 2500	25.0	100	250	1000
Iodomethane	FB	Ave	8887 3520065	40600	151190	383120	1512116	1.00 500	5.00	20.0	50.0	200
Carbon disulfide	FB	QuaF	9471 6775916	43219	198567	593969	2721546	1.00 500	5.00	20.0	50.0	200
Isopropanol	TBA	QuaF	2585 1145092	11634	38690	100982	409207	10.0 5000	50.0	200	500	2000
Allyl chloride	FB	Ave	2136 1092765	11380	42439	114241	461134	1.00 500	5.00	20.0	50.0	200
Cyclopentene	FB	Ave	12051 4914149	46927	208534	517611	1993389	1.00 500	5.00	20.0	50.0	200
Methyl acetate	FB	Ave	15416 6463979	73376	280897	705028	2765077	5.00 2500	25.0	100	250	1000
Acetonitrile	FB	QuaF	4050 1807644	25249	83714	183179	680943	10.0 5000	50.0	200	500	2000
1-Chloropropane	FB	QuaF	1045 333222	4639	14520	37169	141105	2.00 1000	10.0	40.0	100	400
Methylene Chloride	FB	Ave	5530 2008201	25191	90488	224392	864554	1.00 500	5.00	20.0	50.0	200
TBA	TBA	Ave	4710 2163812	23139	83591	212066	831160	10.0 5000	50.0	200	500	2000
MTBE	FB	Ave	13076 5761100	64857	246688	615935	2464259	1.00 500	5.00	20.0	50.0	200
trans-1,2-Dichloroethene	FB	Ave	5059 1933688	22078	83799	213158	836083	1.00 500	5.00	20.0	50.0	200
Acrylonitrile	FB	Ave	15737 6554192	73765	280872	698828	2743464	10.0 5000	50.0	200	500	2000
Hexane	FB	QuaF	4574 1138062	12080	49906	122793	496939	1.00 500	5.00	20.0	50.0	200
DIPE	FB	Ave	13938 6111134	72403	259621	647121	2520826	1.00 500	5.00	20.0	50.0	200
1,1-Dichloroethane	FB	Ave	9760 3760859	42491	160311	406847	1609783	1.00 500	5.00	20.0	50.0	200
Vinyl acetate	FB	Ave	19435 9410483	109993	413510	1025476	4198865	2.00 1000	10.0	40.0	100	400

FORM VI
GC/MS VOA INITIAL CALIBRATION DATA
INTERNAL STANDARD RESPONSE AND CONCENTRATION

Lab Name: TestAmerica Edison Job No.: 460-69122-1 Analy Batch No.: 197502

SDG No.:

Instrument ID: CVOAMS2 GC Column: Rtx-624 ID: 0.25(mm) Heated Purge: (Y/N) N

Calibration Start Date: 12/13/2013 09:51 Calibration End Date: 12/13/2013 14:51 Calibration ID: 33700

ANALYTE	IS REF	CURVE TYPE	RESPONSE					CONCENTRATION (UG/L)				
			LVL 1 LVL 6	LVL 2	LVL 3	LVL 4	LVL 5	LVL 1 LVL 6	LVL 2	LVL 3	LVL 4	LVL 5
2-Chloro-1,3-butadiene	FB	Ave	4446 1891874	18805	80652	205165	782382	1.00 500	5.00	20.0	50.0	200
Tert-butyl ethyl ether	FB	Ave	13025 6491171	73889	262559	658847	2603426	1.00 500	5.00	20.0	50.0	200
2,2-Dichloropropane	FB	Ave	6679 3289854	33800	133465	342147	1412720	1.00 500	5.00	20.0	50.0	200
cis-1,2-Dichloroethene	FB	Ave	5665 2207480	25379	94876	239832	948960	1.00 500	5.00	20.0	50.0	200
2-Butanone	TBA	Ave	2001 1004524	10014	40221	101052	416460	5.00 2500	25.0	100	250	1000
Ethyl acetate	TBA	Ave	809 428748	4749	16768	42681	171490	2.00 1000	10.0	40.0	100	400
Methyl acrylate	FB	Ave	3377 1783350	18518	66672	169370	697978	1.00 500	5.00	20.0	50.0	200
Propionitrile	TBA	Ave	5716 2733391	33236	109189	277250	1066541	10.0 5000	50.0	200	500	2000
Tetrahydrofuran	TBA	QuaF	3553 1151743	12919	46144	122189	475563	2.00 1000	10.0	40.0	100	400
Bromochloromethane	FB	Ave	2955 1137429	13496	49961	126425	495773	1.00 500	5.00	20.0	50.0	200
Methacrylonitrile	FB	Ave	16482 7325671	95872	333711	828075	3120979	10.0 5000	50.0	200	500	2000
Chloroform	FB	Ave	10160 3664393	44635	166254	417502	1619240	1.00 500	5.00	20.0	50.0	200
Cyclohexane	FB	Ave	7372 3159925	29453	131918	325709	1333017	1.00 500	5.00	20.0	50.0	200
1,1,1-Trichloroethane	FB	Ave	7636 3319370	32304	134883	349208	1424612	1.00 500	5.00	20.0	50.0	200
Carbon tetrachloride	FB	Ave	5644 3000097	24033	105115	284373	1241113	1.00 500	5.00	20.0	50.0	200
1,1-Dichloropropene	FB	Ave	7011 2880371	28066	115380	293846	1214699	1.00 500	5.00	20.0	50.0	200
Benzene	CBZ	Ave	19676 7716221	84819	321961	824146	3291366	1.00 500	5.00	20.0	50.0	200
Isobutyl alcohol	TBA	Ave	2210 1997068	15600	64559	183835	768921	25.0 12500	125	500	1250	5000
Tert-amyl methyl ether	FB	Ave	11698 5964677	70574	248731	631081	2480269	1.00 500	5.00	20.0	50.0	200
1,2-Dichloroethane	FB	Ave	8087 3104729	37641	139846	347113	1372253	1.00 500	5.00	20.0	50.0	200
Isopropyl acetate	FB	Ave	10865 5834535	69294	237050	596428	2452430	1.00 500	5.00	20.0	50.0	200

FORM VI
GC/MS VOA INITIAL CALIBRATION DATA
INTERNAL STANDARD RESPONSE AND CONCENTRATION

Lab Name: TestAmerica Edison Job No.: 460-69122-1 Analy Batch No.: 197502

SDG No.:

Instrument ID: CVOAMS2 GC Column: Rtx-624 ID: 0.25(mm) Heated Purge: (Y/N) N

Calibration Start Date: 12/13/2013 09:51 Calibration End Date: 12/13/2013 14:51 Calibration ID: 33700

ANALYTE	IS REF	CURVE TYPE	RESPONSE					CONCENTRATION (UG/L)				
			LVL 1 LVL 6	LVL 2	LVL 3	LVL 4	LVL 5	LVL 1 LVL 6	LVL 2	LVL 3	LVL 4	LVL 5
n-Heptane	FB	QuaF	2668 779046	8323	34391	83166	338741	1.00 500	5.00	20.0	50.0	200
2,4,4-Trimethyl-1-pentene	FB	Ave	16702 7329932	58054	291557	755838	3022294	2.00 1000	10.0	40.0	100	400
Trichloroethene	FB	Ave	5377 2321527	23593	93119	239314	975508	1.00 500	5.00	20.0	50.0	200
n-Butanol	TBA	Ave	1858 1264769	10091	33358	98173	429436	25.0 12500	125	500	1250	5000
Methylcyclohexane	FB	Ave	7375 2702701	26122	116013	289435	1170205	1.00 500	5.00	20.0	50.0	200
Ethyl acrylate	FB	Ave	4358 3087104	26398	97841	281258	1080442	1.00 500	5.00	20.0	50.0	200
1,2-Dichloropropane	FB	Ave	5005 2185264	22105	85649	219741	905780	1.00 500	5.00	20.0	50.0	200
Dibromomethane	FB	Ave	3754 1497147	16893	63767	164315	652845	1.00 500	5.00	20.0	50.0	200
Methyl methacrylate	FB	Ave	2015 1177736	12446	45926	119719	484907	2.00 1000	10.0	40.0	100	400
1,4-Dioxane	DXE	QuaF	975 420953	4212	15955	42609	161151	50.0 10000	100	400	1000	4000
Propyl acetate	FB	Ave	4396 3047238	29520	106559	281029	1181155	1.00 500	5.00	20.0	50.0	200
Bromodichloromethane	FB	Ave	5686 3319476	26305	110232	303601	1351073	1.00 500	5.00	20.0	50.0	200
2-Nitropropane	FB	QuaF	1107 1420026	10274	39949	113319	531837	2.00 1000	10.0	40.0	100	400
2-Chloroethyl vinyl ether	FB	Ave	2478 1521610	15274	54275	143079	597909	1.00 500	5.00	20.0	50.0	200
cis-1,3-Dichloropropene	CBZ	Ave	5826 3889725	31845	133910	363215	1601387	1.00 500	5.00	20.0	50.0	200
4-Methyl-2-pentanone	CBZ	Ave	19908 10876549	113618	450725	1165476	4678961	5.00 2500	25.0	100	250	1000
Toluene	CBZ	Ave	21355 8765400	89432	359788	918742	3759708	1.00 500	5.00	20.0	50.0	200
trans-1,3-Dichloropropene	CBZ	Ave	4830 3629014	26580	117963	325890	1470749	1.00 500	5.00	20.0	50.0	200
Ethyl methacrylate	CBZ	Ave	4437 3078785	26607	110755	297042	1274448	1.00 500	5.00	20.0	50.0	200
1,1,2-Trichloroethane	CBZ	Ave	4074 1803647	18542	73464	187346	769304	1.00 500	5.00	20.0	50.0	200
Tetrachloroethene	CBZ	Ave	5609 2237658	22258	94941	241622	990198	1.00 500	5.00	20.0	50.0	200

FORM VI
GC/MS VOA INITIAL CALIBRATION DATA
INTERNAL STANDARD RESPONSE AND CONCENTRATION

Lab Name: TestAmerica Edison Job No.: 460-69122-1 Analy Batch No.: 197502

SDG No.:

Instrument ID: CVOAMS2 GC Column: Rtx-624 ID: 0.25(mm) Heated Purge: (Y/N) N

Calibration Start Date: 12/13/2013 09:51 Calibration End Date: 12/13/2013 14:51 Calibration ID: 33700

ANALYTE	IS REF	CURVE TYPE	RESPONSE					CONCENTRATION (UG/L)				
			LVL 1 LVL 6	LVL 2	LVL 3	LVL 4	LVL 5	LVL 1 LVL 6	LVL 2	LVL 3	LVL 4	LVL 5
1,3-Dichloropropane	CBZ	Ave	7865 3732398	36561	146211	372892	1563734	1.00 500	5.00	20.0	50.0	200
2-Hexanone	CBZ	Ave	12465 7706600	73712	302140	790687	3272470	5.00 2500	25.0	100	250	1000
Butyl acetate	CBZ	QuaF	706 597891	6453	21469	58795	237647	1.00 500	5.00	20.0	50.0	200
Dibromochloromethane	CBZ	QuaF	3690 2627197	17338	78037	228389	1093613	1.00 500	5.00	20.0	50.0	200
1,2-Dibromoethane	CBZ	Ave	4850 2434842	23114	93954	242168	1020263	1.00 500	5.00	20.0	50.0	200
Chlorobenzene	CBZ	Ave	16401 6729115	69363	273778	703448	2912714	1.00 500	5.00	20.0	50.0	200
Ethylbenzene	CBZ	Ave	8009 3264977	33800	142135	362933	1478810	1.00 500	5.00	20.0	50.0	200
1,1,1,2-Tetrachloroethane	CBZ	Ave	4479 2410532	21976	96195	257321	1089918	1.00 500	5.00	20.0	50.0	200
m&p-Xylene	CBZ	Ave	9784 4255938	42730	178138	454357	1867183	1.00 500	5.00	20.0	50.0	200
o-Xylene	CBZ	Ave	9259 4045229	44629	187392	477546	1884021	1.00 500	5.00	20.0	50.0	200
Butyl acrylate	CBZ	QuaF	2625 1918298	20626	75573	206439	815736	1.00 500	5.00	20.0	50.0	200
Styrene	CBZ	Ave	15014 7094792	74826	304868	785504	3147147	1.00 500	5.00	20.0	50.0	200
Amly acetate	DCB	QuaF	6253 5033667	53108	191427	516417	2064892	1.00 500	5.00	20.0	50.0	200
Bromoform	CBZ	QuaF	2088 1633218	9530	42896	130650	655824	1.00 500	5.00	20.0	50.0	200
Isopropylbenzene	CBZ	Ave	26149 10978563	110846	484220	1230031	4959724	1.00 500	5.00	20.0	50.0	200
Camphene, Total	CBZ	Ave	2175 801202	7206	34621	86820	335704	1.00 500	5.00	20.0	50.0	200
Monobromobenzene	DCB	Ave	6942 2974082	31419	124133	311570	1284145	1.00 500	5.00	20.0	50.0	200
1,1,2,2-Tetrachloroethane	DCB	Ave	7112 3133621	33212	133425	339826	1378599	1.00 500	5.00	20.0	50.0	200
N-Propylbenzene	DCB	Ave	32293 11871368	127820	549367	1382488	5503901	1.00 500	5.00	20.0	50.0	200
1,2,3-Trichloropropane	DCB	Ave	2250 906779	10647	40797	101319	398783	1.00 500	5.00	20.0	50.0	200
trans-1,4-Dichloro-2-butene	DCB	Ave	1631 977186	8437	34612	94677	404880	1.00 500	5.00	20.0	50.0	200

FORM VI
GC/MS VOA INITIAL CALIBRATION DATA
INTERNAL STANDARD RESPONSE AND CONCENTRATION

Lab Name: TestAmerica Edison Job No.: 460-69122-1 Analy Batch No.: 197502

SDG No.:

Instrument ID: CVOAMS2 GC Column: Rtx-624 ID: 0.25(mm) Heated Purge: (Y/N) N

Calibration Start Date: 12/13/2013 09:51 Calibration End Date: 12/13/2013 14:51 Calibration ID: 33700

ANALYTE	IS REF	CURVE TYPE	RESPONSE					CONCENTRATION (UG/L)				
			LVL 1 LVL 6	LVL 2	LVL 3	LVL 4	LVL 5	LVL 1 LVL 6	LVL 2	LVL 3	LVL 4	LVL 5
2-Chlorotoluene	DCB	Ave	23160 8622828	99888	401011	1012430	3966180	1.00 500	5.00	20.0	50.0	200
p-Ethyltoluene	DCB	Ave	25944 9954670	126952	477753	1202471	4531587	1.00 500	5.00	20.0	50.0	200
1,3,5-Trimethylbenzene	DCB	Ave	22473 9252491	93921	403313	1020147	4192339	1.00 500	5.00	20.0	50.0	200
4-Chlorotoluene	DCB	Ave	20881 8285913	89679	361165	904777	3694284	1.00 500	5.00	20.0	50.0	200
Butyl Methacrylate	DCB	QuaF	4276 3769765	38055	141750	381798	1544258	1.00 500	5.00	20.0	50.0	200
tert-Butylbenzene	DCB	Ave	17216 7612871	71936	323171	820968	3421749	1.00 500	5.00	20.0	50.0	200
1,2,4-Trimethylbenzene	DCB	Ave	22406 9644539	99363	422073	1071022	4357761	1.00 500	5.00	20.0	50.0	200
sec-Butylbenzene	DCB	Ave	25497 10258035	99285	442385	1122579	4666021	1.00 500	5.00	20.0	50.0	200
p-Isopropyltoluene	DCB	Ave	22166 8423038	91384	400536	1010932	4088071	1.00 500	5.00	20.0	50.0	200
1,3-Dichlorobenzene	DCB	Ave	13326 4646367	58218	228941	572499	2210332	1.00 500	5.00	20.0	50.0	200
1,4-Dichlorobenzene	DCB	Ave	14604 5021226	60738	233139	588521	2295498	1.00 500	5.00	20.0	50.0	200
Benzyl chloride	DCB	QuaF	5666 6581179	49272	199310	587229	2628748	1.00 500	5.00	20.0	50.0	200
Indan	DCB	Ave	22604 9879349	133036	454786	1154446	4420268	1.00 500	5.00	20.0	50.0	200
1,4-Diethylbenzene	DCB	Ave	12424 5205894	59522	236297	600539	2288933	1.00 500	5.00	20.0	50.0	200
n-Butylbenzene	DCB	Ave	27302 8921889	100485	423755	1030528	4035244	1.00 500	5.00	20.0	50.0	200
1,2-Dichlorobenzene	DCB	Ave	13448 5256927	59704	235156	585579	2345504	1.00 500	5.00	20.0	50.0	200
1,2,4,5-Tetramethylbenzene	DCB	Ave	17087 9027181	100537	376532	979083	3890184	1.00 500	5.00	20.0	50.0	200
1,2-Dibromo-3-Chloropropane	DCB	Ave	949 665999	5485	19135	54593	256328	1.00 500	5.00	20.0	50.0	200
1,3,5-Trichlorobenzene	DCB	Ave	8437 3226799	40776	142534	364850	1393725	1.00 500	5.00	20.0	50.0	200
Camphor	DCB	QuaF	2236 2080419	17416	62990	176496	739697	5.00 2500	25.0	100	250	1000
1,2,4-Trichlorobenzene	DCB	Ave	8233 3068391	33428	135296	335935	1362237	1.00 500	5.00	20.0	50.0	200

FORM VI
GC/MS VOA INITIAL CALIBRATION DATA
INTERNAL STANDARD RESPONSE AND CONCENTRATION

Lab Name: TestAmerica Edison Job No.: 460-69122-1 Analy Batch No.: 197502

SDG No.:

Instrument ID: CVOAMS2 GC Column: Rtx-624 ID: 0.25(mm) Heated Purge: (Y/N) N

Calibration Start Date: 12/13/2013 09:51 Calibration End Date: 12/13/2013 14:51 Calibration ID: 33700

ANALYTE	IS REF	CURVE TYPE	RESPONSE					CONCENTRATION (UG/L)				
			LVL 1 LVL 6	LVL 2	LVL 3	LVL 4	LVL 5	LVL 1 LVL 6	LVL 2	LVL 3	LVL 4	LVL 5
Hexachlorobutadiene	DCB	QuaF	2814 1020804	8750	38680	97350	420708	1.00 500	5.00	20.0	50.0	200
Naphthalene	DCB	Ave	17584 8922860	86134	358520	930600	3771350	1.00 500	5.00	20.0	50.0	200
1,2,3-Trichlorobenzene	DCB	Ave	7345 2671040	27655	112165	284780	1134599	1.00 500	5.00	20.0	50.0	200
Dibromofluoromethane (Surr)	FB	Ave	247366 240934	231789	240026	244713	248672	50.0 50.0	50.0	50.0	50.0	50.0
1,2-Dichloroethane-d4 (Surr)	FB	Ave	312648 294096	296319	299754	303628	302346	50.0 50.0	50.0	50.0	50.0	50.0
Toluene-d8 (Surr)	CBZ	Ave	898677 927697	836897	868499	894689	927965	50.0 50.0	50.0	50.0	50.0	50.0
Bromofluorobenzene	CBZ	Ave	309799 326586	297559	307519	310667	323171	50.0 50.0	50.0	50.0	50.0	50.0

Curve Type Legend:

Ave = Average ISTD
QuaF = Quadratic ISTD forced zero

TestAmerica Edison
Target Compound Quantitation Report

Data File: \\EDICHROM\ChromData\CVOAMS2\20131213-7772.b\B63515.D
Lims ID: STD5 Lab Sample ID: LCS 460-197130/4-A
Client ID:
Sample Type: IC Calib Level: 3
Inject. Date: 13-Dec-2013 09:51:30 ALS Bottle#: 4 Worklist Smp#: 5
Purge Vol: 5.000 mL Dil. Factor: 1.0000
Sample Info: STD5
Misc. Info.: 460-0007772-005
Operator ID: Instrument ID: CVOAMS2
Sublist: chrom-8260W_2*sub17

Method: \\EDICHROM\ChromData\CVOAMS2\20131213-7772.b\8260W_2.m
Limit Group: VOA - 8260B Water and Solid
Last Update: 17-Dec-2013 11:54:13 Calib Date: 13-Dec-2013 14:51:30
Integrator: RTE ID Type: Deconvolution ID
Quant Method: Internal Standard Quant By: Initial Calibration
Last ICal File: \\EDICHROM\ChromData\CVOAMS2\20131213-7772.b\B63528.D

Column 1 : Rtx-624 (0.25 mm) Detector MS SCAN
Process Host: XAWRK010

First Level Reviewer: tupayachia Date: 13-Dec-2013 10:46:05

Compound	Sig	RT (min.)	Exp RT (min.)	Dlt RT (min.)	Q	Response	On-Col Amt ug/l	Flags
6 Propene	41	1.069	1.077	-0.008	96	24632	9.68	
1 Chlorotrifluoroethene	66	1.102	1.093	0.009	80	5081	5.10	
2 Dichlorodifluoromethane	85	1.118	1.126	-0.008	87	33051	5.51	
3 Chloromethane	50	1.225	1.233	-0.008	89	23837	5.72	
4 Vinyl chloride	62	1.324	1.332	-0.008	82	21968	5.53	
5 Butadiene	54	1.332	1.332	0.0	97	18191	5.44	
7 Bromomethane	94	1.571	1.579	-0.008	96	10069	6.12	
8 Chloroethane	64	1.653	1.653	0.0	96	9981	6.13	
10 Dichlorofluoromethane	67	1.842	1.842	0.0	89	32074	5.71	
9 Trichlorofluoromethane	101	1.850	1.850	0.0	81	22117	5.66	
19 Pentane	72	1.867	1.867	0.0	95	7493	23.1	
139 Ethanol	46	2.064	2.064	0.0	84	4011	466.0	
11 Ethyl ether	59	2.064	2.073	-0.009	88	13927	5.95	
13 2-Methyl-1,3-butadiene	67	2.081	2.081	0.0	96	18786	4.35	
14 1,2-Dichloro-1,1,2-trifluoroetha	67	2.130	2.130	0.0	66	19907	5.48	
12 2-Chloropropane	63	2.163	2.163	0.0	83	9107	6.81	
15 Acrolein	56	2.237	2.237	0.0	73	9814	23.2	
16 1,1,2-Trichloro-1,2,2-trifluoroe	101	2.246	2.245	0.001	91	19987	4.89	
17 1,1-Dichloroethene	96	2.262	2.262	0.0	89	19866	5.13	
18 Acetone	43	2.361	2.369	-0.008	77	28065	29.1	
20 Iodomethane	142	2.402	2.410	-0.008	100	40600	5.41	
21 Carbon disulfide	76	2.427	2.435	-0.008	99	43219	3.22	
135 Isopropyl alcohol	45	2.484	2.492	-0.008	91	11634	66.0	
141 3-Chloro-1-propene	76	2.591	2.591	0.0	18	11380	5.33	
22 Cyclopentene	67	2.599	2.599	0.0	87	46927	4.72	
23 Methyl acetate	43	2.616	2.624	-0.008	99	73376	26.9	
24 Acetonitrile	41	2.673	2.673	0.0	90	25249	74.8	
30 1-Chloropropane	63	2.715	2.715	0.0	88	4639	12.6	
25 Methylene Chloride	84	2.731	2.731	0.0	84	25191	5.62	
* 26 TBA-d9 (IS)	65	2.764	2.772	-0.008	88	339946	1000.0	

Compound	Sig	RT (min.)	Exp RT (min.)	Dlt RT (min.)	Q	Response	On-Col Amt ug/l	Flags
27 2-Methyl-2-propanol	59	2.846	2.846	0.0	85	23139	54.5	
28 Methyl tert-butyl ether	73	2.912	2.912	0.0	94	64857	5.42	
29 trans-1,2-Dichloroethene	96	2.920	2.920	0.0	88	22078	5.30	
31 Acrylonitrile	53	3.011	3.011	0.0	91	73765	53.9	
32 Hexane	43	3.093	3.093	0.0	90	12080	4.63	
34 1,1-Dichloroethane	63	3.357	3.356	0.001	82	42491	5.30	
33 Isopropyl ether	45	3.348	3.356	-0.008	94	72403	5.70	
35 Vinyl acetate	43	3.389	3.398	-0.009	99	109993	11.2	
36 2-Chloro-1,3-butadiene	88	3.406	3.406	0.0	83	18805	4.88	
37 Tert-butyl ethyl ether	59	3.702	3.710	-0.008	88	73889	5.75	
38 2,2-Dichloropropane	77	3.908	3.908	0.0	92	33800	5.19	
39 cis-1,2-Dichloroethene	96	3.941	3.941	0.0	91	25379	5.38	
40 2-Butanone (MEK)	72	3.982	3.974	0.008	95	10014	25.6	
41 Ethyl acetate	70	3.998	3.998	0.0	74	4749	11.4	
42 Methyl acrylate	55	4.048	4.048	0.0	65	18518	5.53	
43 Propionitrile	54	4.122	4.122	0.0	95	33236	60.2	
44 Tetrahydrofuran	42	4.188	4.188	0.0	71	12919	11.5	
45 Chlorobromomethane	128	4.196	4.196	0.0	84	13496	5.45	
46 Methacrylonitrile	67	4.237	4.237	0.0	92	95872	60.2	
47 Chloroform	83	4.278	4.278	0.0	86	44635	5.44	
48 Cyclohexane	56	4.385	4.393	-0.008	90	29453	4.67	
49 1,1,1-Trichloroethane	97	4.418	4.418	0.0	91	32304	4.85	
$ 57 Dibromofluoromethane (Surr)	113	4.451	4.451	0.0	96	231789	49.7	
50 Carbon tetrachloride	117	4.550	4.550	0.0	89	24033	4.46	
51 1,1-Dichloropropene	75	4.591	4.591	0.0	88	28066	4.85	
52 Benzene	78	4.813	4.821	-0.008	97	84819	5.39	
138 Isobutyl alcohol	43	4.830	4.830	0.0	82	15600	122.2	
$ 53 1,2-Dichloroethane-d4 (Surr)	65	4.846	4.846	0.0	96	296319	51.1	
140 Tert-amyl methyl ether	73	4.937	4.937	0.0	89	70574	5.84	
54 1,2-Dichloroethane	62	4.937	4.937	0.0	91	37641	5.50	
55 Isopropyl acetate	43	4.953	4.953	0.0	98	69294	5.95	
56 n-Heptane	57	5.044	5.052	-0.008	91	8323	4.69	
* 58 Fluorobenzene	96	5.175	5.175	0.0	98	747334	50.0	
59 2,4,4-Trimethyl-1-pentene	57	5.447	5.455	-0.008	90	58054	8.26	
60 Trichloroethene	95	5.603	5.603	0.0	92	23593	5.06	
61 n-Butanol	56	5.628	5.628	0.0	93	10091	129.1	
62 Methylcyclohexane	83	5.735	5.735	0.0	92	26122	4.60	
63 Ethyl acrylate	55	5.801	5.809	-0.008	92	26398	5.19	
64 1,2-Dichloropropane	63	5.941	5.949	-0.008	85	22105	5.11	
* 65 1,4-Dioxane-d8	96	6.031	6.031	0.0	80	34000	1000.0	
67 1,4-Dioxane	88	6.097	6.097	0.0	30	4212	97.7	
68 Dibromomethane	93	6.097	6.097	0.0	52	16893	5.30	
66 Methyl methacrylate	100	6.097	6.097	0.0	89	12446	11.1	
69 n-Propyl acetate	43	6.188	6.187	0.001	98	29520	5.53	
70 Dichlorobromomethane	83	6.311	6.311	0.0	95	26305	4.57	
71 2-Nitropropane	41	6.731	6.731	0.0	94	10274	8.16	
72 2-Chloroethyl vinyl ether	63	6.764	6.764	0.0	91	15274	5.55	
74 cis-1,3-Dichloropropene	75	6.920	6.920	0.0	90	31845	4.89	
75 4-Methyl-2-pentanone (MIBK)	43	7.126	7.126	0.0	98	113618	27.3	
$ 76 Toluene-d8 (Surr)	98	7.175	7.175	0.0	99	836897	50.3	
77 Toluene	91	7.257	7.257	0.0	91	89432	5.14	
78 trans-1,3-Dichloropropene	75	7.628	7.628	0.0	95	26580	4.61	

Compound	Sig	RT (min.)	Exp RT (min.)	Dlt RT (min.)	Q	Response	On-Col Amt ug/l	Flags
79 Ethyl methacrylate	69	7.685	7.685	0.0	89	26607	5.07	
80 1,1,2-Trichloroethane	83	7.817	7.817	0.0	90	18542	5.26	
81 Tetrachloroethene	166	7.833	7.842	-0.009	84	22258	4.92	
82 1,3-Dichloropropane	76	7.998	7.998	0.0	92	36561	5.20	
83 2-Hexanone	43	8.080	8.080	0.0	98	73712	26.3	
85 n-Butyl acetate	73	8.187	8.187	0.0	97	6453	5.69	
84 Chlorodibromomethane	129	8.187	8.196	-0.009	63	17338	3.33	
86 Ethylene Dibromide	107	8.303	8.303	0.001	99	23114	5.13	
* 87 Chlorobenzene-d5	117	8.747	8.747	0.0	86	669363	50.0	
88 Chlorobenzene	112	8.772	8.772	0.0	93	69363	5.18	
89 Ethylbenzene	106	8.854	8.854	0.0	99	33800	5.04	
90 1,1,1,2-Tetrachloroethane	131	8.870	8.870	0.0	85	21976	4.86	
91 m-Xylene & p-Xylene	106	8.977	8.977	0.0	96	42730	5.07	
92 o-Xylene	106	9.340	9.339	0.001	92	44629	5.24	
137 n-Butyl acrylate	73	9.340	9.348	-0.008	94	20626	5.11	
93 Styrene	104	9.372	9.372	0.0	95	74826	5.29	
94 Amyl acetate (mixed isomers)	43	9.545	9.545	0.0	90	53108	4.98	
95 Bromoform	173	9.553	9.553	0.0	92	9530	3.13	
96 Isopropylbenzene	105	9.660	9.660	0.0	97	110846	4.95	
$ 97 4-Bromofluorobenzene	174	9.842	9.841	0.001	88	297559	51.0	
98 Camphene	41	9.850	9.850	0.0	83	7206	4.48	
99 Bromobenzene	156	9.957	9.957	0.0	95	31419	5.05	
100 1,1,2,2-Tetrachloroethane	83	9.998	9.998	0.0	88	33212	5.03	
101 N-Propylbenzene	91	10.023	10.023	0.0	98	127820	4.76	
102 1,2,3-Trichloropropane	110	10.039	10.039	0.0	86	10647	5.31	
103 trans-1,4-Dichloro-2-butene	53	10.056	10.055	0.001	31	8437	4.72	
104 2-Chlorotoluene	91	10.113	10.113	0.0	96	99888	5.07	
105 4-Ethyltoluene	105	10.121	10.121	0.0	92	126952	5.47	
106 1,3,5-Trimethylbenzene	105	10.179	10.179	0.0	93	93921	4.73	
107 4-Chlorotoluene	91	10.212	10.212	0.0	97	89679	4.98	
108 Butyl Methacrylate	87	10.261	10.261	0.0	95	38055	4.78	
109 tert-Butylbenzene	119	10.434	10.434	0.0	92	71936	4.56	
110 1,2,4-Trimethylbenzene	105	10.483	10.492	-0.009	98	99363	4.82	
111 sec-Butylbenzene	105	10.615	10.615	0.0	98	99285	4.54	
112 4-Isopropyltoluene	119	10.730	10.730	0.0	94	91384	4.74	
113 1,3-Dichlorobenzene	146	10.739	10.739	0.001	95	58218	5.22	
* 115 1,4-Dichlorobenzene-d4	152	10.796	10.796	0.0	97	391788	50.0	
116 1,4-Dichlorobenzene	146	10.821	10.821	0.0	83	60738	5.18	
118 Benzyl chloride	91	10.936	10.936	0.0	98	49272	3.75	
119 2,3-Dihydroindene	117	10.994	10.994	0.0	90	133036	5.93	
120 p-Diethylbenzene	119	11.035	11.035	0.0	75	59522	5.20	
121 n-Butylbenzene	91	11.060	11.059	0.001	97	100485	4.83	
122 1,2-Dichlorobenzene	146	11.117	11.117	0.0	93	59704	5.13	
123 1,2,4,5-Tetramethylbenzene	119	11.652	11.652	0.0	97	100537	5.43	
124 1,2-Dibromo-3-Chloropropane	75	11.743	11.743	0.0	78	5485	4.99	
125 1,3,5-Trichlorobenzene	180	11.858	11.858	0.0	96	40776	5.61	
126 Camphor	95	12.278	12.277	0.001	95	17416	25.0	
127 1,2,4-Trichlorobenzene	180	12.352	12.352	0.0	93	33428	4.94	
128 Hexachlorobutadiene	225	12.434	12.434	0.0	85	8750	4.06	
130 Naphthalene	128	12.566	12.565	0.001	99	86134	4.87	
131 1,2,3-Trichlorobenzene	180	12.771	12.771	0.0	93	27655	4.81	
S 133 1,2-Dichloroethene, Total	100				0		10.7	

Compound	Sig	RT (min.)	Exp RT (min.)	Dlt RT (min.)	Q	Response	On-Col Amt ug/l	Flags
S 134 Xylenes, Total	100				0		10.3	
S 147 Total BTEX	1				0		25.9	

Report Date: 17-Dec-2013 11:54:13 Chrom Revision: 2.1 15-Oct-2013 07:52:24

TestAmerica Edison

Data File: \\EDICHROM\ChromData\CVOAMS2\20131213-7772.b\B63515.D

Injection Date:	13-Dec-2013 09:51:30	Instrument ID:	CVOAMS2	Operator ID:	
Lims ID:	STD5	Lab Sample ID:	LCS 460-197130/4-A	Worklist Smp#:	5
Client ID:					
Purge Vol:	5.000 mL	Dil. Factor:	1.0000	ALS Bottle#:	4
Method:	8260W_2	Limit Group:	VOA - 8260B Water and Solid		

Column: Rtx-624 (0.25 mm)

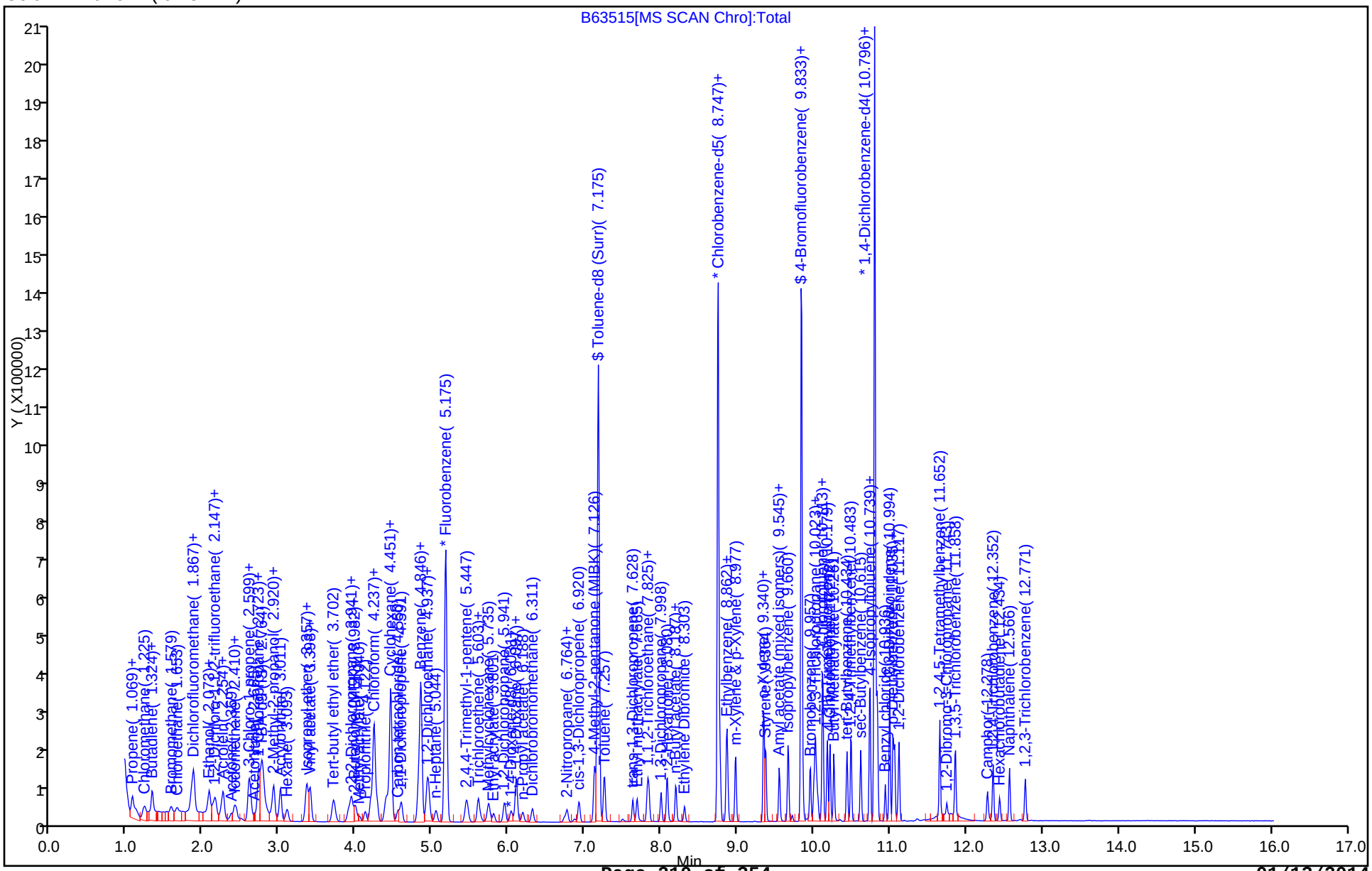

TestAmerica Edison
Target Compound Quantitation Report

Data File: \\EDICHROM\ChromData\CVOAMS2\20131213-7772.b\B63516.D
Lims ID: STD20 Lab Sample ID: MB 460-197130/5-A
Client ID:
Sample Type: ICIS Calib Level: 4
Inject. Date: 13-Dec-2013 10:15:30 ALS Bottle#: 5 Worklist Smp#: 6
Purge Vol: 5.000 mL Dil. Factor: 1.0000
Sample Info: STD20
Misc. Info.: 460-0007772-006
Operator ID: Instrument ID: CVOAMS2
Sublist: chrom-8260W_2*sub17

Method: \\EDICHROM\ChromData\CVOAMS2\20131213-7772.b\8260W_2.m
Limit Group: VOA - 8260B Water and Solid
Last Update: 17-Dec-2013 11:54:15 Calib Date: 13-Dec-2013 14:51:30
Integrator: RTE ID Type: Deconvolution ID
Quant Method: Internal Standard Quant By: Initial Calibration
Last ICal File: \\EDICHROM\ChromData\CVOAMS2\20131213-7772.b\B63528.D

Column 1 : Rtx-624 (0.25 mm) Detector MS SCAN
Process Host: XAWRK010

First Level Reviewer: delpolitov Date: 17-Dec-2013 11:25:13

Compound	Sig	RT (min.)	Exp RT (min.)	Dlt RT (min.)	Q	Response	On-Col Amt ug/l	Flags
6 Propene	41	1.077	1.077	0.0	95	102277	39.1	
1 Chlorotrifluoroethene	66	1.093	1.093	0.0	81	20654	20.2	
2 Dichlorodifluoromethane	85	1.126	1.126	0.0	88	127682	20.7	
3 Chloromethane	50	1.233	1.233	0.0	89	84311	19.7	
4 Vinyl chloride	62	1.332	1.332	0.0	83	83017	20.3	
5 Butadiene	54	1.332	1.332	0.0	97	68355	19.9	
7 Bromomethane	94	1.579	1.579	0.0	98	38293	22.8	
8 Chloroethane	64	1.653	1.653	0.0	97	37882	22.8	
10 Dichlorofluoromethane	67	1.842	1.842	0.0	89	120539	20.9	
9 Trichlorofluoromethane	101	1.850	1.850	0.0	83	84940	21.2	
19 Pentane	72	1.867	1.867	0.0	94	29748	89.1	
139 Ethanol	46	2.064	2.064	0.0	86	11534	1263.6	
11 Ethyl ether	59	2.073	2.073	0.0	86	47781	20.0	
13 2-Methyl-1,3-butadiene	67	2.081	2.081	0.0	98	101283	22.8	
14 1,2-Dichloro-1,1,2-trifluoroetha	67	2.130	2.130	0.0	60	75007	20.1	
12 2-Chloropropane	63	2.163	2.163	0.0	93	28212	20.5	
15 Acrolein	56	2.237	2.237	0.0	66	18910	42.6	
16 1,1,2-Trichloro-1,2,2-trifluoroe	101	2.245	2.245	0.0	91	82097	19.5	
17 1,1-Dichloroethene	96	2.262	2.262	0.0	88	76862	19.3	
18 Acetone	43	2.369	2.369	0.0	84	104152	102.9	
20 Iodomethane	142	2.410	2.410	0.0	100	151190	19.6	
21 Carbon disulfide	76	2.435	2.435	0.0	99	198567	14.4	
135 Isopropyl alcohol	45	2.492	2.492	0.0	96	38690	208.2	
141 3-Chloro-1-propene	76	2.591	2.591	0.0	36	42439	19.3	
22 Cyclopentene	67	2.599	2.599	0.0	81	208534	20.4	
23 Methyl acetate	43	2.624	2.624	0.0	98	280897	100.3	
24 Acetonitrile	41	2.673	2.673	0.0	87	83714	241.6	
30 1-Chloropropane	63	2.715	2.715	0.0	90	14520	38.5	
25 Methylene Chloride	84	2.731	2.731	0.0	85	90488	19.7	
* 26 TBA-d9 (IS)	65	2.772	2.772	0.0	88	356865	1000.0	

Compound	Sig	RT (min.)	Exp RT (min.)	Dlt RT (min.)	Q	Response	On-Col Amt ug/l	Flags
27 2-Methyl-2-propanol	59	2.846	2.846	0.0	38	83591	187.5	
28 Methyl tert-butyl ether	73	2.912	2.912	0.0	93	246688	20.1	
29 trans-1,2-Dichloroethene	96	2.920	2.920	0.0	89	83799	19.6	
31 Acrylonitrile	53	3.011	3.011	0.0	91	280872	199.7	
32 Hexane	43	3.093	3.093	0.0	89	49906	18.7	
34 1,1-Dichloroethane	63	3.356	3.356	0.0	81	160311	19.5	
33 Isopropyl ether	45	3.356	3.356	0.0	92	259621	19.9	
35 Vinyl acetate	43	3.398	3.398	0.0	100	413510	40.9	
36 2-Chloro-1,3-butadiene	88	3.406	3.406	0.0	90	80652	20.4	
37 Tert-butyl ethyl ether	59	3.710	3.710	0.0	88	262559	19.9	
38 2,2-Dichloropropane	77	3.908	3.908	0.0	93	133465	19.9	
39 cis-1,2-Dichloroethene	96	3.941	3.941	0.0	88	94876	19.6	
40 2-Butanone (MEK)	72	3.974	3.974	0.0	98	40221	98.0	
41 Ethyl acetate	70	3.998	3.998	0.0	95	16768	38.4	
42 Methyl acrylate	55	4.048	4.048	0.0	89	66672	19.4	
43 Propionitrile	54	4.122	4.122	0.0	95	109189	188.3	
44 Tetrahydrofuran	42	4.188	4.188	0.0	80	46144	39.3	
45 Chlorobromomethane	128	4.196	4.196	0.0	82	49961	19.6	
46 Methacrylonitrile	67	4.237	4.237	0.0	93	333711	203.9	
47 Chloroform	83	4.278	4.278	0.0	86	166254	19.7	
48 Cyclohexane	56	4.393	4.393	0.0	90	131918	20.4	
49 1,1,1-Trichloroethane	97	4.418	4.418	0.0	94	134883	19.7	
$ 57 Dibromofluoromethane (Surr)	113	4.451	4.451	0.0	96	240026	50.1	
50 Carbon tetrachloride	117	4.550	4.550	0.0	89	105115	19.0	
51 1,1-Dichloropropene	75	4.591	4.591	0.0	94	115380	19.4	
52 Benzene	78	4.821	4.821	0.0	98	321961	19.7	
138 Isobutyl alcohol	43	4.830	4.830	0.0	93	64559	481.9	
$ 53 1,2-Dichloroethane-d4 (Surr)	65	4.846	4.846	0.0	97	299754	50.3	
140 Tert-amyl methyl ether	73	4.937	4.937	0.0	91	248731	20.0	
54 1,2-Dichloroethane	62	4.937	4.937	0.0	91	139846	19.9	
55 Isopropyl acetate	43	4.953	4.953	0.0	98	237050	19.8	
56 n-Heptane	57	5.052	5.052	0.0	91	34391	19.0	
* 58 Fluorobenzene	96	5.175	5.175	0.0	98	767783	50.0	
59 2,4,4-Trimethyl-1-pentene	57	5.455	5.455	0.0	91	291557	40.4	
60 Trichloroethene	95	5.603	5.603	0.0	94	93119	19.5	
61 n-Butanol	56	5.628	5.628	0.0	94	33358	406.7	
62 Methylcyclohexane	83	5.735	5.735	0.0	93	116013	19.9	
63 Ethyl acrylate	55	5.809	5.809	0.0	92	97841	18.7	
64 1,2-Dichloropropane	63	5.949	5.949	0.0	83	85649	19.3	
* 65 1,4-Dioxane-d8	96	6.031	6.031	0.0	76	37314	1000.0	
67 1,4-Dioxane	88	6.097	6.097	0.0	31	15955	336.5	
68 Dibromomethane	93	6.097	6.097	0.0	55	63767	19.5	
66 Methyl methacrylate	100	6.097	6.097	0.0	90	45926	39.8	
69 n-Propyl acetate	43	6.187	6.187	0.0	99	106559	19.4	
70 Dichlorobromomethane	83	6.311	6.311	0.0	96	110232	18.6	
71 2-Nitropropane	41	6.731	6.731	0.0	98	39949	30.9	
72 2-Chloroethyl vinyl ether	63	6.764	6.764	0.0	93	54275	19.2	
74 cis-1,3-Dichloropropene	75	6.920	6.920	0.0	91	133910	19.8	
75 4-Methyl-2-pentanone (MIBK)	43	7.126	7.126	0.0	97	450725	104.4	
$ 76 Toluene-d8 (Surr)	98	7.175	7.175	0.0	97	868499	50.3	
77 Toluene	91	7.257	7.257	0.0	93	359788	19.9	
78 trans-1,3-Dichloropropene	75	7.628	7.628	0.0	96	117963	19.7	

Compound	Sig	RT (min.)	Exp RT (min.)	Dlt RT (min.)	Q	Response	On-Col Amt ug/l	Flags
79 Ethyl methacrylate	69	7.685	7.685	0.0	89	110755	20.4	
80 1,1,2-Trichloroethane	83	7.817	7.817	0.0	91	73464	20.1	
81 Tetrachloroethene	166	7.842	7.842	0.0	89	94941	20.3	
82 1,3-Dichloropropane	76	7.998	7.998	0.0	92	146211	20.0	
83 2-Hexanone	43	8.080	8.080	0.0	97	302140	104.2	
85 n-Butyl acetate	73	8.187	8.187	0.0	98	21469	18.3	
84 Chlorodibromomethane	129	8.196	8.196	0.0	72	78037	14.5	
86 Ethylene Dibromide	107	8.303	8.303	0.0	98	93954	20.1	
* 87 Chlorobenzene-d5	117	8.747	8.747	0.0	86	694002	50.0	
88 Chlorobenzene	112	8.772	8.772	0.0	93	273778	19.7	
89 Ethylbenzene	106	8.854	8.854	0.0	99	142135	20.5	
90 1,1,1,2-Tetrachloroethane	131	8.870	8.870	0.0	86	96195	20.5	
91 m-Xylene & p-Xylene	106	8.977	8.977	0.0	98	178138	20.4	
92 o-Xylene	106	9.339	9.339	0.0	93	187392	21.2	
137 n-Butyl acrylate	73	9.348	9.348	0.0	65	75573	18.1	
93 Styrene	104	9.372	9.372	0.0	94	304868	20.8	
94 Amyl acetate (mixed isomers)	43	9.545	9.545	0.0	90	191427	17.6	
95 Bromoform	173	9.553	9.553	0.0	95	42896	13.6	
96 Isopropylbenzene	105	9.660	9.660	0.0	97	484220	20.9	
$ 97 4-Bromofluorobenzene	174	9.841	9.841	0.0	88	307519	50.9	
98 Camphene	41	9.850	9.850	0.0	88	34621	20.7	
99 Bromobenzene	156	9.957	9.957	0.0	96	124133	19.5	
100 1,1,2,2-Tetrachloroethane	83	9.998	9.998	0.0	90	133425	19.8	
101 N-Propylbenzene	91	10.023	10.023	0.0	99	549367	20.0	
102 1,2,3-Trichloropropane	110	10.039	10.039	0.0	86	40797	19.9	
103 trans-1,4-Dichloro-2-butene	53	10.055	10.055	0.0	54	34612	18.9	
104 2-Chlorotoluene	91	10.113	10.113	0.0	96	401011	19.9	
105 4-Ethyltoluene	105	10.121	10.121	0.0	91	477753	20.2	
106 1,3,5-Trimethylbenzene	105	10.179	10.179	0.0	93	403313	19.9	
107 4-Chlorotoluene	91	10.212	10.212	0.0	98	361165	19.6	
108 Butyl Methacrylate	87	10.261	10.261	0.0	96	141750	17.5	
109 tert-Butylbenzene	119	10.434	10.434	0.0	90	323171	20.0	
110 1,2,4-Trimethylbenzene	105	10.492	10.492	0.0	98	422073	20.1	
111 sec-Butylbenzene	105	10.615	10.615	0.0	98	442385	19.8	
112 4-Isopropyltoluene	119	10.730	10.730	0.0	94	400536	20.3	
113 1,3-Dichlorobenzene	146	10.739	10.739	0.0	94	228941	20.1	
* 115 1,4-Dichlorobenzene-d4	152	10.796	10.796	0.0	98	400230	50.0	
116 1,4-Dichlorobenzene	146	10.821	10.821	0.0	87	233139	19.5	
118 Benzyl chloride	91	10.936	10.936	0.0	98	199310	14.8	
119 2,3-Dihydroindene	117	10.994	10.994	0.0	90	454786	19.9	
120 p-Diethylbenzene	119	11.035	11.035	0.0	77	236297	20.2	
121 n-Butylbenzene	91	11.059	11.059	0.0	96	423755	20.0	
122 1,2-Dichlorobenzene	146	11.117	11.117	0.0	94	235156	19.8	
123 1,2,4,5-Tetramethylbenzene	119	11.652	11.652	0.0	96	376532	19.9	
124 1,2-Dibromo-3-Chloropropane	75	11.743	11.743	0.0	88	19135	17.0	
125 1,3,5-Trichlorobenzene	180	11.858	11.858	0.0	95	142534	19.2	
126 Camphor	95	12.277	12.277	0.0	95	62990	88.1	
127 1,2,4-Trichlorobenzene	180	12.352	12.352	0.0	93	135296	19.6	
128 Hexachlorobutadiene	225	12.434	12.434	0.0	86	38680	17.6	
130 Naphthalene	128	12.565	12.565	0.0	99	358520	19.8	
131 1,2,3-Trichlorobenzene	180	12.771	12.771	0.0	93	112165	19.1	
S 133 1,2-Dichloroethene, Total	100				0		39.1	

Compound	Sig	RT (min.)	Exp RT (min.)	Dlt RT (min.)	Q	Response	On-Col Amt ug/l	Flags
S 134 Xylenes, Total	100				0		41.6	
S 147 Total BTEX	1				0		101.7	

Report Date: 17-Dec-2013 11:54:15 Chrom Revision: 2.1 15-Oct-2013 07:52:24

TestAmerica Edison

Data File: \\EDICHROM\ChromData\CVOAMS2\20131213-7772.b\B63516.D

Injection Date:	13-Dec-2013 10:15:30	Instrument ID:	CVOAMS2	Operator ID:	
Lims ID:	STD20	Lab Sample ID:	MB 460-197130/5-A	Worklist Smp#:	6
Client ID:					
Purge Vol:	5.000 mL	Dil. Factor:	1.0000	ALS Bottle#:	5
Method:	8260W_2	Limit Group:	VOA - 8260B Water and Solid		

Column: Rtx-624 (0.25 mm)

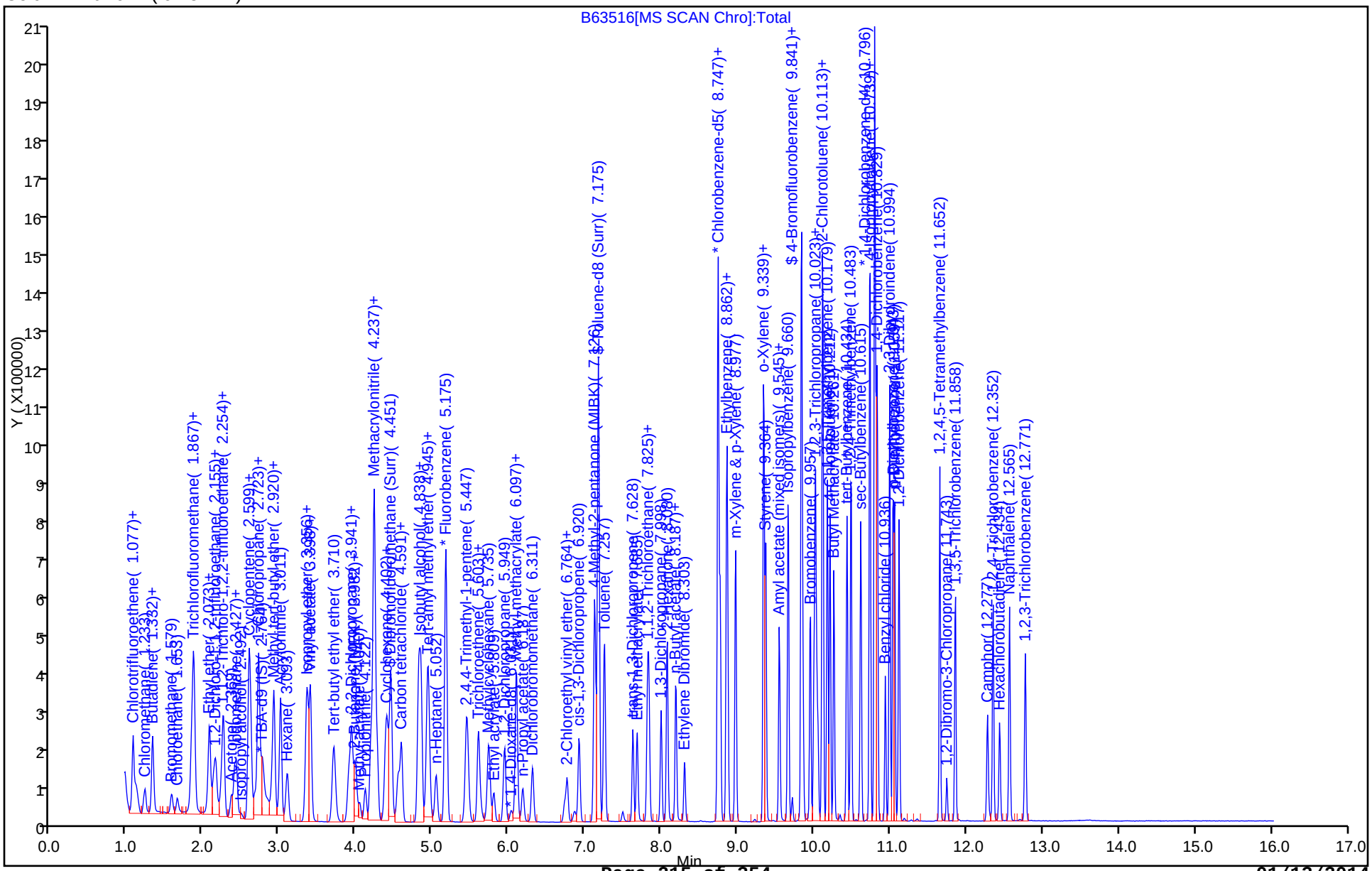

TestAmerica Edison
Target Compound Quantitation Report

Data File: \\EDICHROM\ChromData\CVOAMS2\20131213-7772.b\B63517.D
Lims ID: STD50 Lab Sample ID:
Client ID:
Sample Type: IC Calib Level: 5
Inject. Date: 13-Dec-2013 10:37:30 ALS Bottle#: 6 Worklist Smp#: 7
Purge Vol: 5.000 mL Dil. Factor: 1.0000
Sample Info: STD50
Misc. Info.: 460-0007772-007
Operator ID: Instrument ID: CVOAMS2
Sublist: chrom-8260W_2*sub17

Method: \\EDICHROM\ChromData\CVOAMS2\20131213-7772.b\8260W_2.m
Limit Group: VOA - 8260B Water and Solid
Last Update: 17-Dec-2013 11:54:17 Calib Date: 13-Dec-2013 14:51:30
Integrator: RTE ID Type: Deconvolution ID
Quant Method: Internal Standard Quant By: Initial Calibration
Last ICal File: \\EDICHROM\ChromData\CVOAMS2\20131213-7772.b\B63528.D

Column 1 : Rtx-624 (0.25 mm) Detector MS SCAN
Process Host: XAWRK010

First Level Reviewer: tupayachia Date: 13-Dec-2013 10:59:52

Compound	Sig	RT (min.)	Exp RT (min.)	Dlt RT (min.)	Q	Response	On-Col Amt ug/l	Flags
6 Propene	41	1.085	1.077	0.008	95	263222	99.9	
1 Chlorotrifluoroethene	66	1.110	1.093	0.017	82	52758	51.1	
2 Dichlorodifluoromethane	85	1.126	1.126	0.0	88	311091	50.1	
3 Chloromethane	50	1.242	1.233	0.009	89	204102	47.2	
4 Vinyl chloride	62	1.340	1.332	0.008	83	200068	48.6	
5 Butadiene	54	1.340	1.332	0.008	95	168440	48.6	
7 Bromomethane	94	1.587	1.579	0.008	99	88554	53.1	
8 Chloroethane	64	1.661	1.653	0.008	97	88507	53.4	
10 Dichlorofluoromethane	67	1.851	1.842	0.009	90	284992	49.0	
9 Trichlorofluoromethane	101	1.859	1.850	0.009	84	198725	49.1	
19 Pentane	72	1.875	1.867	0.008	94	70069	208.1	
139 Ethanol	46	2.073	2.064	0.009	86	30847	3245.9	
11 Ethyl ether	59	2.073	2.073	0.0	86	113802	47.7	
13 2-Methyl-1,3-butadiene	67	2.089	2.081	0.008	98	223239	49.9	
14 1,2-Dichloro-1,1,2-trifluoroetha	67	2.139	2.130	0.009	72	181448	48.2	
12 2-Chloropropane	63	2.171	2.163	0.008	93	72878	52.7	
15 Acrolein	56	2.246	2.237	0.009	96	41279	92.2	
16 1,1,2-Trichloro-1,2,2-trifluoroe	101	2.254	2.245	0.009	92	207709	49.0	
17 1,1-Dichloroethene	96	2.270	2.262	0.008	88	193730	48.3	
18 Acetone	43	2.369	2.369	0.0	79	261299	254.9	
20 Iodomethane	142	2.410	2.410	0.0	99	383120	49.2	
21 Carbon disulfide	76	2.435	2.435	0.0	99	593969	42.9	
135 Isopropyl alcohol	45	2.492	2.492	0.0	88	100982	529.8	
141 3-Chloro-1-propene	76	2.599	2.591	0.008	16	114241	51.6	
22 Cyclopentene	67	2.608	2.599	0.009	83	517611	50.3	
23 Methyl acetate	43	2.624	2.624	0.0	99	705028	249.6	
24 Acetonitrile	41	2.673	2.673	0.0	92	183179	524.5	
30 1-Chloropropane	63	2.723	2.715	0.008	93	37169	98.8	
25 Methylene Chloride	84	2.731	2.731	0.0	85	224392	48.4	
* 26 TBA-d9 (IS)	65	2.772	2.772	0.0	91	362538	1000.0	

Compound	Sig	RT (min.)	Exp RT (min.)	Dlt RT (min.)	Q	Response	On-Col Amt ug/l	Flags
27 2-Methyl-2-propanol	59	2.846	2.846	0.0	93	212066	468.3	
28 Methyl tert-butyl ether	73	2.920	2.912	0.008	95	615935	49.7	
29 trans-1,2-Dichloroethene	96	2.929	2.920	0.009	89	213158	49.4	
31 Acrylonitrile	53	3.019	3.011	0.008	92	698828	492.9	
32 Hexane	43	3.101	3.093	0.008	89	122793	46.2	
34 1,1-Dichloroethane	63	3.365	3.356	0.009	83	406847	49.0	
33 Isopropyl ether	45	3.357	3.356	0.001	94	647121	49.2	
35 Vinyl acetate	43	3.398	3.398	0.0	100	1025476	100.7	
36 2-Chloro-1,3-butadiene	88	3.406	3.406	0.0	88	205165	51.4	
37 Tert-butyl ethyl ether	59	3.710	3.710	0.0	89	658847	49.5	
38 2,2-Dichloropropane	77	3.916	3.908	0.008	93	342147	50.7	
39 cis-1,2-Dichloroethene	96	3.949	3.941	0.008	88	239832	49.0	
40 2-Butanone (MEK)	72	3.982	3.974	0.008	93	101052	242.4	
41 Ethyl acetate	70	4.007	3.998	0.009	96	42681	96.2	
42 Methyl acrylate	55	4.048	4.048	0.0	89	169370	48.9	
43 Propionitrile	54	4.122	4.122	0.0	95	277250	470.6	
44 Tetrahydrofuran	42	4.196	4.188	0.008	90	122189	103.2	
45 Chlorobromomethane	128	4.196	4.196	0.0	85	126425	49.3	
46 Methacrylonitrile	67	4.237	4.237	0.0	93	828075	501.8	
47 Chloroform	83	4.278	4.278	0.0	86	417502	49.1	
48 Cyclohexane	56	4.394	4.393	0.001	91	325709	49.9	
49 1,1,1-Trichloroethane	97	4.418	4.418	0.0	94	349208	50.6	
$ 57 Dibromofluoromethane (Surr)	113	4.459	4.451	0.008	95	244713	50.7	
50 Carbon tetrachloride	117	4.558	4.550	0.008	90	284373	51.0	
51 1,1-Dichloropropene	75	4.599	4.591	0.008	94	293846	49.0	
52 Benzene	78	4.821	4.821	0.0	97	824146	48.9	
138 Isobutyl alcohol	43	4.830	4.830	0.0	93	183835	1350.7	
$ 53 1,2-Dichloroethane-d4 (Surr)	65	4.854	4.846	0.008	96	303628	50.5	
140 Tert-amyl methyl ether	73	4.937	4.937	0.0	89	631081	50.4	
54 1,2-Dichloroethane	62	4.945	4.937	0.008	91	347113	49.0	
55 Isopropyl acetate	43	4.961	4.953	0.008	98	596428	49.5	
56 n-Heptane	57	5.052	5.052	0.0	92	83166	45.9	
* 58 Fluorobenzene	96	5.184	5.175	0.009	98	774159	50.0	
59 2,4,4-Trimethyl-1-pentene	57	5.455	5.455	0.0	90	755838	103.9	
60 Trichloroethene	95	5.603	5.603	0.0	94	239314	49.6	
61 n-Butanol	56	5.636	5.628	0.008	93	98173	1178.1	
62 Methylcyclohexane	83	5.743	5.735	0.008	93	289435	49.2	
63 Ethyl acrylate	55	5.809	5.809	0.0	92	281258	53.4	
64 1,2-Dichloropropane	63	5.949	5.949	0.0	84	219741	49.0	
* 65 1,4-Dioxane-d8	96	6.039	6.031	0.008	74	34828	1000.0	
67 1,4-Dioxane	88	6.105	6.097	0.008	31	42609	956.5	
68 Dibromomethane	93	6.105	6.097	0.008	54	164315	49.8	
66 Methyl methacrylate	100	6.105	6.097	0.008	89	119719	103.0	
69 n-Propyl acetate	43	6.188	6.187	0.001	99	281029	50.8	
70 Dichlorobromomethane	83	6.311	6.311	0.0	96	303601	50.9	
71 2-Nitropropane	41	6.739	6.731	0.008	98	113319	86.6	
72 2-Chloroethyl vinyl ether	63	6.772	6.764	0.008	96	143079	50.2	
74 cis-1,3-Dichloropropene	75	6.928	6.920	0.008	91	363215	52.1	
75 4-Methyl-2-pentanone (MIBK)	43	7.126	7.126	0.0	98	1165476	261.4	
$ 76 Toluene-d8 (Surr)	98	7.175	7.175	0.0	99	894689	50.2	
77 Toluene	91	7.257	7.257	0.0	93	918742	49.3	
78 trans-1,3-Dichloropropene	75	7.628	7.628	0.0	96	325890	52.8	

Compound	Sig	RT (min.)	Exp RT (min.)	Dlt RT (min.)	Q	Response	On-Col Amt ug/l	Flags
79 Ethyl methacrylate	69	7.685	7.685	0.0	89	297042	52.9	
80 1,1,2-Trichloroethane	83	7.817	7.817	0.0	91	187346	49.6	
81 Tetrachloroethene	166	7.842	7.842	0.0	87	241622	49.9	
82 1,3-Dichloropropane	76	7.998	7.998	0.0	94	372892	49.5	
83 2-Hexanone	43	8.080	8.080	0.0	98	790687	263.9	
85 n-Butyl acetate	73	8.196	8.187	0.009	97	58795	48.8	
84 Chlorodibromomethane	129	8.196	8.196	0.0	77	228389	41.3	
86 Ethylene Dibromide	107	8.303	8.303	0.001	98	242168	50.2	
* 87 Chlorobenzene-d5	117	8.747	8.747	0.0	85	717001	50.0	
88 Chlorobenzene	112	8.772	8.772	0.0	93	703448	49.1	
89 Ethylbenzene	106	8.862	8.854	0.008	99	362933	50.6	
90 1,1,1,2-Tetrachloroethane	131	8.870	8.870	0.0	89	257321	53.1	
91 m-Xylene & p-Xylene	106	8.977	8.977	0.0	98	454357	50.3	
92 o-Xylene	106	9.340	9.339	0.001	92	477546	52.4	
137 n-Butyl acrylate	73	9.340	9.348	-0.008	66	206439	48.5	
93 Styrene	104	9.372	9.372	0.0	94	785504	51.8	
94 Amyl acetate (mixed isomers)	43	9.545	9.545	0.0	89	516417	47.5	
95 Bromoform	173	9.554	9.553	0.001	95	130650	40.2	
96 Isopropylbenzene	105	9.661	9.660	0.0	97	1230031	51.3	
$ 97 4-Bromofluorobenzene	174	9.842	9.841	0.001	86	310667	49.8	
98 Camphene	41	9.850	9.850	0.0	96	86820	50.3	
99 Bromobenzene	156	9.957	9.957	0.0	96	311570	48.8	
100 1,1,2,2-Tetrachloroethane	83	9.998	9.998	0.0	91	339826	50.1	
101 N-Propylbenzene	91	10.023	10.023	0.0	99	1382488	50.2	
102 1,2,3-Trichloropropane	110	10.039	10.039	0.0	95	101319	49.3	
103 trans-1,4-Dichloro-2-butene	53	10.056	10.055	0.001	58	94677	51.6	
104 2-Chlorotoluene	91	10.113	10.113	0.0	96	1012430	50.1	
105 4-Ethyltoluene	105	10.121	10.121	0.0	91	1202471	50.5	
106 1,3,5-Trimethylbenzene	105	10.179	10.179	0.0	93	1020147	50.1	
107 4-Chlorotoluene	91	10.212	10.212	0.0	98	904777	49.0	
108 Butyl Methacrylate	87	10.261	10.261	0.0	95	381798	47.1	
109 tert-Butylbenzene	119	10.434	10.434	0.0	90	820968	50.7	
110 1,2,4-Trimethylbenzene	105	10.492	10.492	0.0	98	1071022	50.7	
111 sec-Butylbenzene	105	10.615	10.615	0.0	98	1122579	50.0	
112 4-Isopropyltoluene	119	10.730	10.730	0.0	94	1010932	51.1	
113 1,3-Dichlorobenzene	146	10.739	10.739	0.001	94	572499	50.0	
* 115 1,4-Dichlorobenzene-d4	152	10.796	10.796	0.0	97	401940	50.0	
116 1,4-Dichlorobenzene	146	10.821	10.821	0.0	93	588521	48.9	
118 Benzyl chloride	91	10.936	10.936	0.0	98	587229	43.6	
119 2,3-Dihydroindene	117	10.994	10.994	0.0	90	1154446	50.2	
120 p-Diethylbenzene	119	11.035	11.035	0.0	76	600539	51.1	
121 n-Butylbenzene	91	11.060	11.059	0.001	96	1030528	48.3	
122 1,2-Dichlorobenzene	146	11.117	11.117	0.0	94	585579	49.1	
123 1,2,4,5-Tetramethylbenzene	119	11.652	11.652	0.0	96	979083	51.5	
124 1,2-Dibromo-3-Chloropropane	75	11.743	11.743	0.0	91	54593	48.4	
125 1,3,5-Trichlorobenzene	180	11.858	11.858	0.0	96	364850	48.9	
126 Camphor	95	12.278	12.277	0.001	95	176496	243.2	
127 1,2,4-Trichlorobenzene	180	12.352	12.352	0.0	93	335935	48.4	
128 Hexachlorobutadiene	225	12.434	12.434	0.0	87	97350	44.2	
130 Naphthalene	128	12.566	12.565	0.001	99	930600	51.3	
131 1,2,3-Trichlorobenzene	180	12.771	12.771	0.0	91	284780	48.3	
S 133 1,2-Dichloroethene, Total	100				0		98.4	

Compound	Sig	RT (min.)	Exp RT (min.)	Dlt RT (min.)	Q	Response	On-Col Amt ug/l	Flags
S 134 Xylenes, Total	100				0		102.7	
S 147 Total BTEX	1				0		251.4	

Report Date: 17-Dec-2013 11:54:18 Chrom Revision: 2.1 15-Oct-2013 07:52:24

TestAmerica Edison

Data File: \\EDICHROM\ChromData\CVOAMS2\20131213-7772.b\B63517.D

Injection Date:	13-Dec-2013 10:37:30	Instrument ID:	CVOAMS2	Operator ID:	
Lims ID:	STD50	Lab Sample ID:		Worklist Smp#:	7
Client ID:					
Purge Vol:	5.000 mL	Dil. Factor:	1.0000	ALS Bottle#:	6
Method:	8260W_2	Limit Group:	VOA - 8260B Water and Solid		

Column: Rtx-624 (0.25 mm)

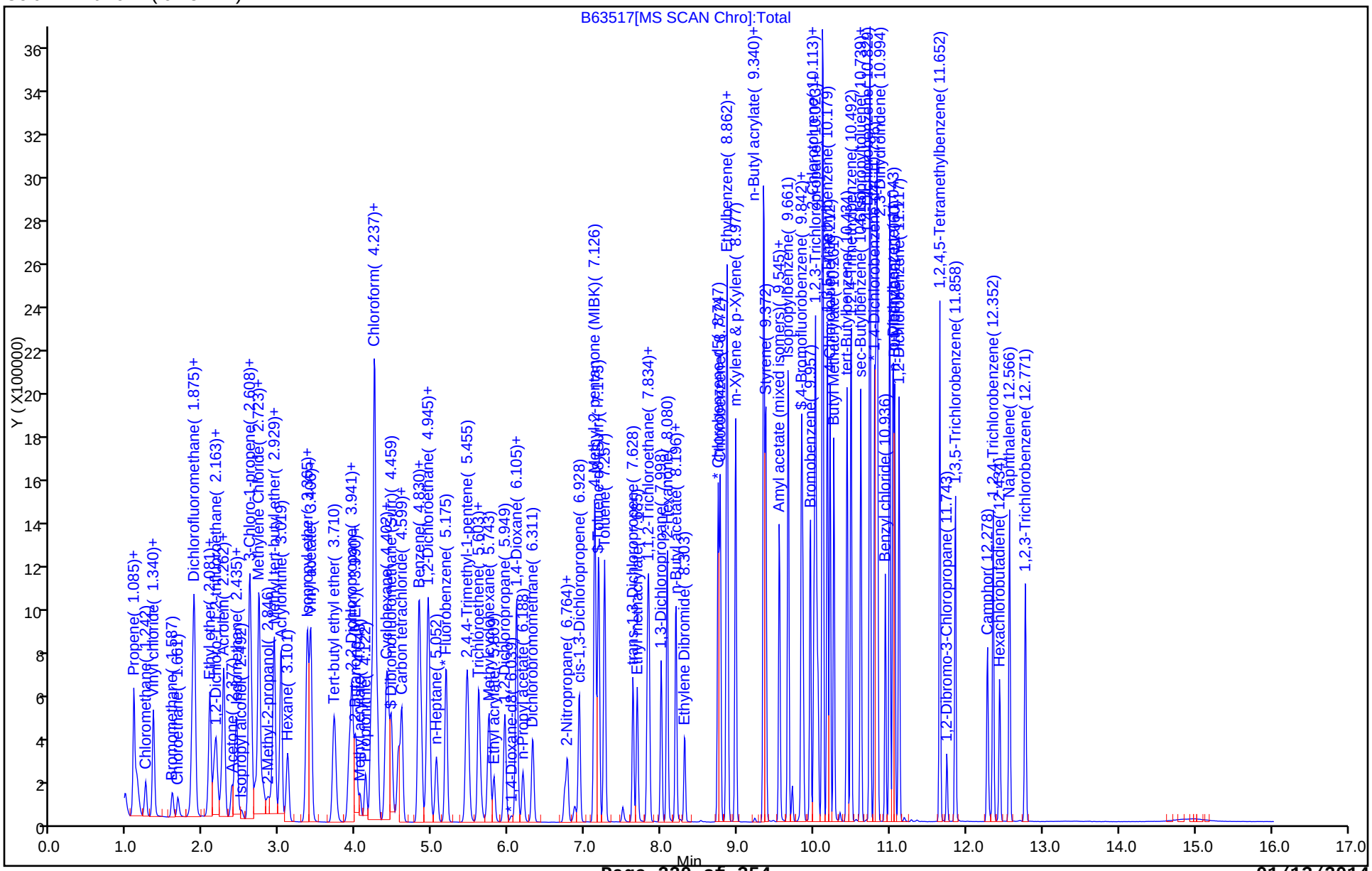

TestAmerica Edison
Target Compound Quantitation Report

Data File: \\EDICHROM\ChromData\CVOAMS2\20131213-7772.b\B63518.D
Lims ID: STD200 Lab Sample ID: MB 460-197130/6-A
Client ID:
Sample Type: IC Calib Level: 6
Inject. Date: 13-Dec-2013 11:00:30 ALS Bottle#: 7 Worklist Smp#: 8
Purge Vol: 5.000 mL Dil. Factor: 1.0000
Sample Info: STD200
Misc. Info.: 460-0007772-008
Operator ID: Instrument ID: CVOAMS2
Sublist: chrom-8260W_2*sub17

Method: \\EDICHROM\ChromData\CVOAMS2\20131213-7772.b\8260W_2.m
Limit Group: VOA - 8260B Water and Solid
Last Update: 17-Dec-2013 11:54:19 Calib Date: 13-Dec-2013 14:51:30
Integrator: RTE ID Type: Deconvolution ID
Quant Method: Internal Standard Quant By: Initial Calibration
Last ICal File: \\EDICHROM\ChromData\CVOAMS2\20131213-7772.b\B63528.D

Column 1 : Rtx-624 (0.25 mm) Detector MS SCAN
Process Host: XAWRK010

First Level Reviewer: tupayachia Date: 13-Dec-2013 11:22:01

Compound	Sig	RT (min.)	Exp RT (min.)	Dlt RT (min.)	Q	Response	On-Col Amt ug/l	Flags
6 Propene	41	1.093	1.077	0.016	95	1080738	416.0	
1 Chlorotrifluoroethene	66	1.110	1.093	0.017	75	198988	195.4	
2 Dichlorodifluoromethane	85	1.135	1.126	0.009	88	1145152	187.0	
3 Chloromethane	50	1.250	1.233	0.017	89	754169	177.1	
4 Vinyl chloride	62	1.349	1.332	0.017	84	728625	179.6	
5 Butadiene	54	1.349	1.332	0.017	95	608982	178.3	
7 Bromomethane	94	1.595	1.579	0.016	98	302623	198.0	
8 Chloroethane	64	1.669	1.653	0.016	96	306406	198.0	
10 Dichlorofluoromethane	67	1.851	1.842	0.009	90	1005512	175.3	
9 Trichlorofluoromethane	101	1.859	1.850	0.009	83	717064	179.7	
19 Pentane	72	1.883	1.867	0.016	95	272387	820.4	
139 Ethanol	46	2.073	2.064	0.009	85	103204	9717.6	
11 Ethyl ether	59	2.081	2.073	0.008	86	444069	200.9	
13 2-Methyl-1,3-butadiene	67	2.089	2.081	0.008	98	833748	188.8	
14 1,2-Dichloro-1,1,2-trifluoroetha	67	2.139	2.130	0.009	83	707747	190.6	
12 2-Chloropropane	63	2.171	2.163	0.008	93	270576	198.8	
15 Acrolein	56	2.246	2.237	0.009	80	93427	204.3	
16 1,1,2-Trichloro-1,2,2-trifluoroe	101	2.254	2.245	0.009	92	815174	195.2	
17 1,1-Dichloroethene	96	2.270	2.262	0.008	88	767451	193.9	
18 Acetone	43	2.377	2.369	0.008	79	1041636	997.4	
20 Iodomethane	142	2.410	2.410	0.0	99	1512116	197.1	
21 Carbon disulfide	76	2.435	2.435	0.0	99	2721546	203.8	
135 Isopropyl alcohol	45	2.501	2.492	0.009	90	409207	1987.9	
141 3-Chloro-1-propene	76	2.599	2.591	0.008	23	461134	211.4	
22 Cyclopentene	67	2.608	2.599	0.009	83	1993389	196.5	
23 Methyl acetate	43	2.624	2.624	0.0	99	2765077	992.8	
24 Acetonitrile	41	2.682	2.673	0.009	90	680943	1983.0	
30 1-Chloropropane	63	2.723	2.715	0.008	96	141105	400.6	
25 Methylene Chloride	84	2.739	2.731	0.008	87	864554	189.0	
* 26 TBA-d9 (IS)	65	2.780	2.772	0.008	85	375403	1000.0	

Compound	Sig	RT (min.)	Exp RT (min.)	Dlt RT (min.)	Q	Response	On-Col Amt ug/l	Flags
27 2-Methyl-2-propanol	59	2.855	2.846	0.009	90	831160	1772.4	
28 Methyl tert-butyl ether	73	2.920	2.912	0.008	95	2464259	201.7	
29 trans-1,2-Dichloroethene	96	2.929	2.920	0.009	89	836083	196.5	
31 Acrylonitrile	53	3.019	3.011	0.008	92	2743464	1962.4	
32 Hexane	43	3.101	3.093	0.008	89	496939	201.9	
34 1,1-Dichloroethane	63	3.365	3.356	0.009	86	1609783	196.7	
33 Isopropyl ether	45	3.365	3.356	0.009	93	2520826	194.2	
35 Vinyl acetate	43	3.406	3.398	0.008	100	4198865	418.1	
36 2-Chloro-1,3-butadiene	88	3.406	3.406	0.0	91	782382	198.8	
37 Tert-butyl ethyl ether	59	3.719	3.710	0.009	88	2603426	198.2	
38 2,2-Dichloropropane	77	3.916	3.908	0.008	94	1412720	212.3	
39 cis-1,2-Dichloroethene	96	3.949	3.941	0.008	88	948960	196.8	
40 2-Butanone (MEK)	72	3.982	3.974	0.008	97	416460	964.6	
41 Ethyl acetate	70	4.007	3.998	0.009	95	171490	373.1	
42 Methyl acrylate	55	4.056	4.048	0.008	89	697978	204.2	
43 Propionitrile	54	4.130	4.122	0.008	95	1066541	1748.3	
44 Tetrahydrofuran	42	4.196	4.188	0.008	94	475563	398.8	
45 Chlorobromomethane	128	4.204	4.196	0.008	82	495773	196.1	
46 Methacrylonitrile	67	4.245	4.237	0.008	93	3120979	1918.1	
47 Chloroform	83	4.278	4.278	0.0	86	1619240	193.2	
48 Cyclohexane	56	4.394	4.393	0.001	90	1333017	207.0	
49 1,1,1-Trichloroethane	97	4.426	4.418	0.008	94	1424612	209.3	
$ 57 Dibromofluoromethane (Surr)	113	4.459	4.451	0.008	95	248672	52.2	
50 Carbon tetrachloride	117	4.558	4.550	0.008	90	1241113	225.8	
51 1,1-Dichloropropene	75	4.599	4.591	0.008	94	1214699	205.6	
52 Benzene	78	4.821	4.821	0.0	97	3291366	193.2	
138 Isobutyl alcohol	43	4.830	4.830	0.0	97	768921	5456.1	
$ 53 1,2-Dichloroethane-d4 (Surr)	65	4.854	4.846	0.008	86	302346	51.0	
140 Tert-amyl methyl ether	73	4.945	4.937	0.008	89	2480269	201.0	
54 1,2-Dichloroethane	62	4.945	4.937	0.008	91	1372253	196.5	
55 Isopropyl acetate	43	4.961	4.953	0.008	98	2452430	206.3	
56 n-Heptane	57	5.052	5.052	0.0	92	338741	201.9	
* 58 Fluorobenzene	96	5.184	5.175	0.009	85	763294	50.0	
59 2,4,4-Trimethyl-1-pentene	57	5.463	5.455	0.008	91	3022294	421.2	
60 Trichloroethene	95	5.603	5.603	0.0	94	975508	205.0	
61 n-Butanol	56	5.636	5.628	0.008	92	429436	4976.8	
62 Methylcyclohexane	83	5.743	5.735	0.008	92	1170205	201.9	
63 Ethyl acrylate	55	5.809	5.809	0.0	93	1080442	207.9	
64 1,2-Dichloropropane	63	5.949	5.949	0.0	85	905780	204.9	
* 65 1,4-Dioxane-d8	96	6.039	6.031	0.008	39	30327	1000.0	M
67 1,4-Dioxane	88	6.105	6.097	0.008	31	161151	4025.4	
68 Dibromomethane	93	6.105	6.097	0.008	54	652845	200.6	
66 Methyl methacrylate	100	6.105	6.097	0.008	89	484907	423.1	
69 n-Propyl acetate	43	6.188	6.187	0.001	99	1181155	216.6	
70 Dichlorobromomethane	83	6.319	6.311	0.008	96	1351073	229.8	
71 2-Nitropropane	41	6.739	6.731	0.008	99	531837	406.4	
72 2-Chloroethyl vinyl ether	63	6.772	6.764	0.008	94	597909	212.8	
74 cis-1,3-Dichloropropene	75	6.928	6.920	0.008	91	1601387	227.3	
75 4-Methyl-2-pentanone (MIBK)	43	7.134	7.126	0.008	98	4678961	1038.9	
$ 76 Toluene-d8 (Surr)	98	7.183	7.175	0.008	99	927965	51.5	
77 Toluene	91	7.257	7.257	0.0	94	3759708	199.5	
78 trans-1,3-Dichloropropene	75	7.628	7.628	0.0	95	1470749	235.8	

Compound	Sig	RT (min.)	Exp RT (min.)	Dlt RT (min.)	Q	Response	On-Col Amt ug/l	Flags
79 Ethyl methacrylate	69	7.685	7.685	0.0	89	1274448	224.5	
80 1,1,2-Trichloroethane	83	7.825	7.817	0.008	91	769304	201.7	
81 Tetrachloroethene	166	7.842	7.842	0.0	87	990198	202.4	
82 1,3-Dichloropropane	76	7.998	7.998	0.0	94	1563734	205.4	
83 2-Hexanone	43	8.080	8.080	0.0	97	3272470	1081.0	
85 n-Butyl acetate	73	8.196	8.187	0.009	98	237647	200.7	
84 Chlorodibromomethane	129	8.196	8.196	0.0	90	1093613	204.6	
86 Ethylene Dibromide	107	8.311	8.303	0.009	98	1020263	209.2	
* 87 Chlorobenzene-d5	117	8.747	8.747	0.0	86	724330	50.0	
88 Chlorobenzene	112	8.772	8.772	0.0	92	2912714	201.1	
89 Ethylbenzene	106	8.862	8.854	0.008	99	1478810	204.0	
90 1,1,1,2-Tetrachloroethane	131	8.870	8.870	0.0	90	1089918	222.7	
91 m-Xylene & p-Xylene	106	8.977	8.977	0.0	97	1867183	204.8	
92 o-Xylene	106	9.348	9.339	0.009	93	1884021	204.6	
137 n-Butyl acrylate	73	9.348	9.348	0.0	78	815736	201.0	
93 Styrene	104	9.372	9.372	0.0	94	3147147	205.6	
94 Amyl acetate (mixed isomers)	43	9.545	9.545	0.0	89	2064892	201.4	
95 Bromoform	173	9.554	9.553	0.001	94	655824	205.0	
96 Isopropylbenzene	105	9.669	9.660	0.009	96	4959724	204.7	
$ 97 4-Bromofluorobenzene	174	9.842	9.841	0.001	83	323171	51.2	
98 Camphene	41	9.858	9.850	0.008	97	335704	192.7	
99 Bromobenzene	156	9.957	9.957	0.0	96	1284145	208.1	
100 1,1,2,2-Tetrachloroethane	83	9.998	9.998	0.0	91	1378599	210.4	
101 N-Propylbenzene	91	10.023	10.023	0.0	98	5503901	206.7	
102 1,2,3-Trichloropropane	110	10.039	10.039	0.0	95	398783	200.6	
103 trans-1,4-Dichloro-2-butene	53	10.056	10.055	0.001	61	404880	228.3	
104 2-Chlorotoluene	91	10.113	10.113	0.0	96	3966180	202.9	
105 4-Ethyltoluene	105	10.121	10.121	0.0	90	4531587	196.9	
106 1,3,5-Trimethylbenzene	105	10.179	10.179	0.0	93	4192339	213.1	
107 4-Chlorotoluene	91	10.212	10.212	0.0	98	3694284	207.1	
108 Butyl Methacrylate	87	10.261	10.261	0.0	95	1544258	201.6	
109 tert-Butylbenzene	119	10.434	10.434	0.0	90	3421749	218.5	
110 1,2,4-Trimethylbenzene	105	10.492	10.492	0.0	98	4357761	213.4	
111 sec-Butylbenzene	105	10.615	10.615	0.0	98	4666021	215.1	
112 4-Isopropyltoluene	119	10.739	10.730	0.009	95	4088071	213.7	
113 1,3-Dichlorobenzene	146	10.739	10.739	0.001	93	2210332	199.8	
* 115 1,4-Dichlorobenzene-d4	152	10.796	10.796	0.0	83	388489	50.0	
116 1,4-Dichlorobenzene	146	10.821	10.821	0.0	93	2295498	197.5	
118 Benzyl chloride	91	10.936	10.936	0.0	98	2628748	203.3	
119 2,3-Dihydroindene	117	10.994	10.994	0.0	90	4420268	198.9	
120 p-Diethylbenzene	119	11.043	11.035	0.008	79	2288933	201.5	
121 n-Butylbenzene	91	11.060	11.059	0.001	96	4035244	195.8	
122 1,2-Dichlorobenzene	146	11.117	11.117	0.0	93	2345504	203.4	
123 1,2,4,5-Tetramethylbenzene	119	11.652	11.652	0.0	96	3890184	211.8	
124 1,2-Dibromo-3-Chloropropane	75	11.743	11.743	0.0	95	256328	235.2	
125 1,3,5-Trichlorobenzene	180	11.858	11.858	0.0	96	1393725	193.4	
126 Camphor	95	12.278	12.277	0.001	95	739697	1004.0	
127 1,2,4-Trichlorobenzene	180	12.352	12.352	0.0	92	1362237	203.2	
128 Hexachlorobutadiene	225	12.442	12.434	0.008	90	420708	202.7	
130 Naphthalene	128	12.566	12.565	0.001	99	3771350	215.0	
131 1,2,3-Trichlorobenzene	180	12.771	12.771	0.0	92	1134599	198.9	
S 133 1,2-Dichloroethene, Total	100				0		393.3	

Compound	Sig	RT (min.)	Exp RT (min.)	Dlt RT (min.)	Q	Response	On-Col Amt ug/l	Flags
S 134 Xylenes, Total	100				0		409.4	
S 147 Total BTEX	1				0		1006.1	

QC Flag Legend

Review Flags
M - Manually Integrated

Report Date: 17-Dec-2013 11:54:20 Chrom Revision: 2.1 15-Oct-2013 07:52:24

TestAmerica Edison

Data File: \\EDICHROM\ChromData\CVOAMS2\20131213-7772.b\B63518.D

Injection Date:	13-Dec-2013 11:00:30	Instrument ID:	CVOAMS2	Operator ID:	
Lims ID:	STD200	Lab Sample ID:	MB 460-197130/6-A	Worklist Smp#:	8
Client ID:					
Purge Vol:	5.000 mL	Dil. Factor:	1.0000	ALS Bottle#:	7
Method:	8260W_2	Limit Group:	VOA - 8260B Water and Solid		

Column: Rtx-624 (0.25 mm)

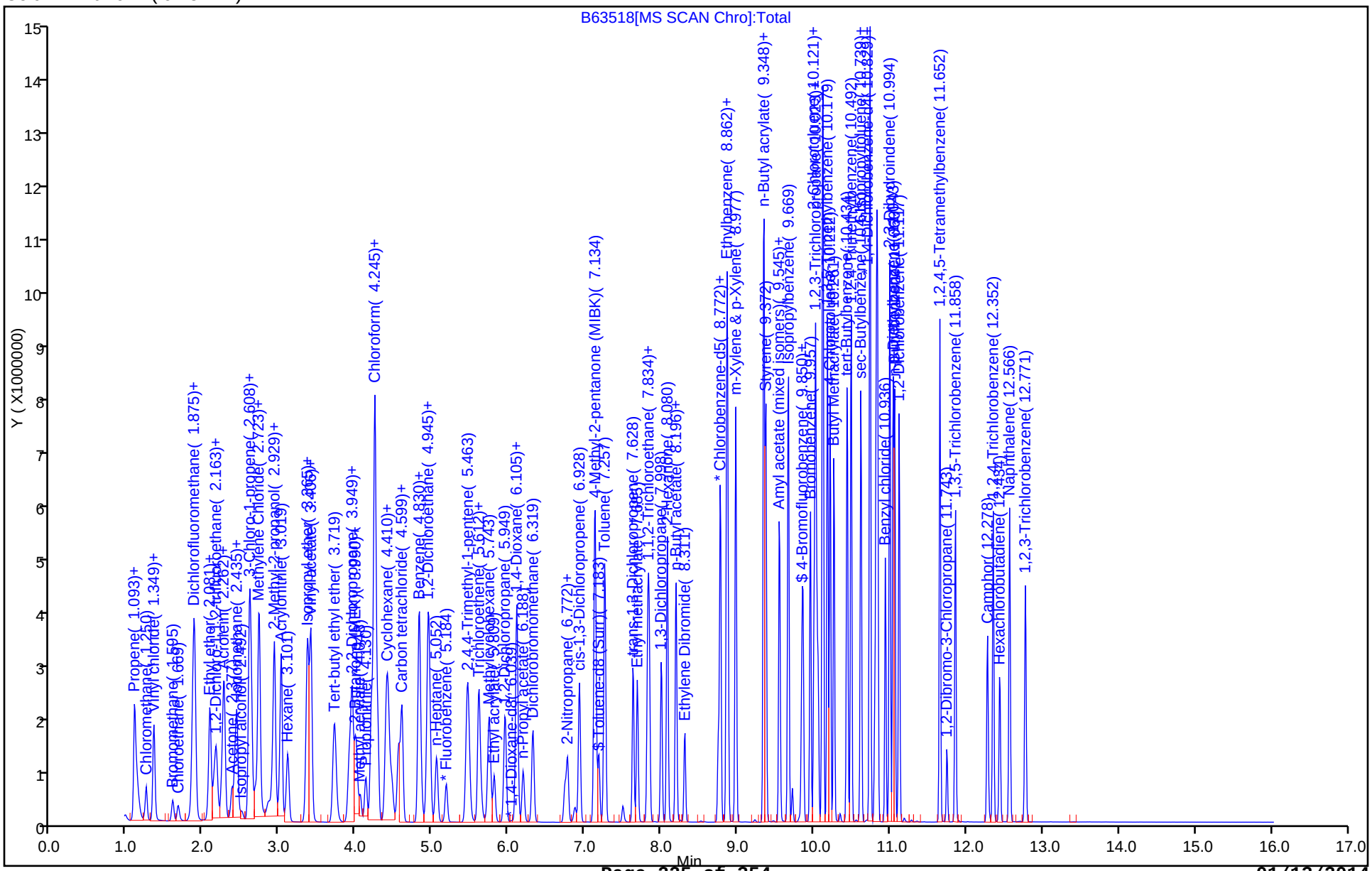

Manual Integration/User Assign Peak Report

TestAmerica Edison

Data File: \\EDICHROM\ChromData\CVOAMS2\20131213-7772.b\B63518.D
Injection Date: 13-Dec-2013 11:00:30 Instrument ID: CVOAMS2
Lims ID: STD200 Lab Sample ID: MB 460-197130/6-A
Client ID:
Operator ID: ALS Bottle#: 7 Worklist Smp#: 8
Purge Vol: 5.000 mL Dil. Factor: 1.0000
Method: 8260W_2 Limit Group: VOA - 8260B Water and Solid
Column: Rtx-624 (0.25 mm) Detector MS SCAN

* 65 1,4-Dioxane-d8, CAS: 17647-74-4

Processing Integration Results

RT: 6.04
Response: 43736
Amount: 1000.0000

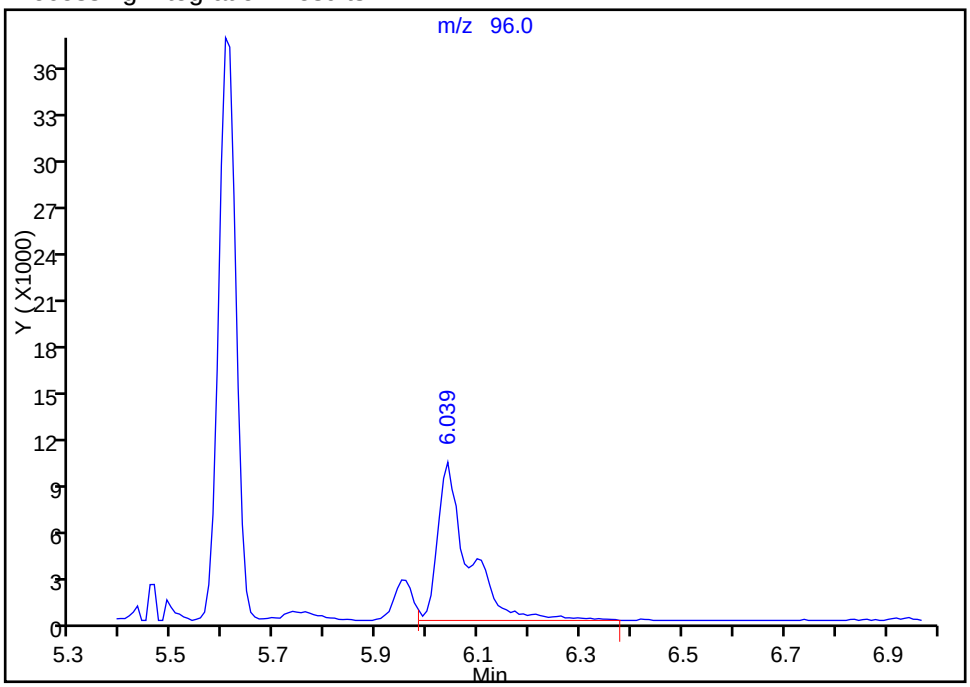

Manual Integration Results

RT: 6.04
Response: 30327
Amount: 1000.0000

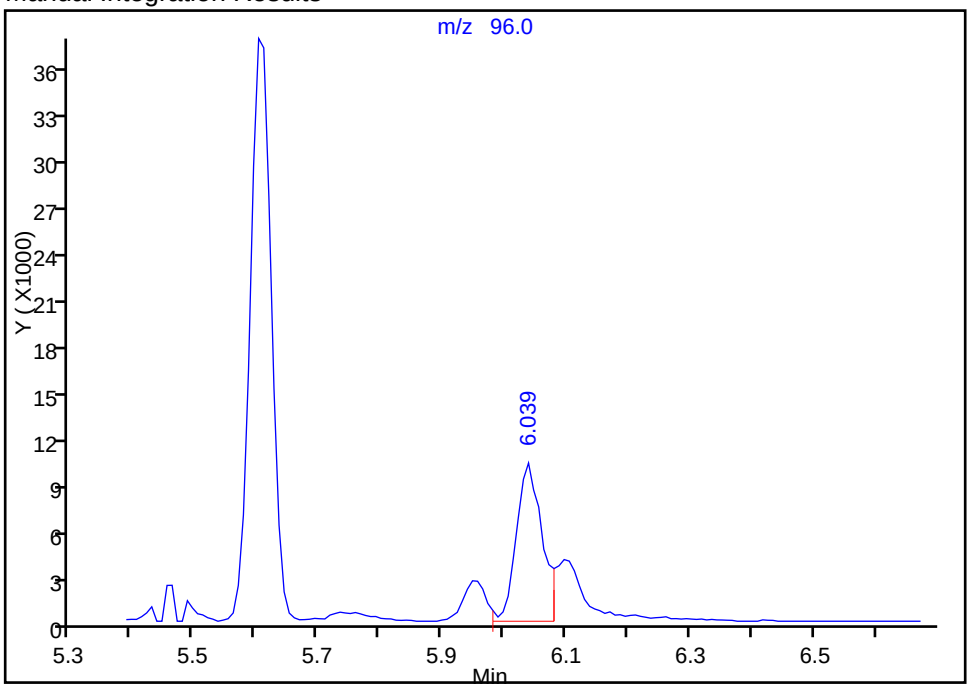

Reviewer: delpolitov, 17-Dec-2013 10:18:30
Audit Action: Split an Integrated Peak
Audit Reason: Peak Tail

TestAmerica Edison
Target Compound Quantitation Report

Data File: \\EDICHROM\ChromData\CVOAMS2\20131213-7772.b\B63519.D
Lims ID: STD500 Lab Sample ID: LB 460-194596/1-A
Client ID:
Sample Type: IC Calib Level: 7
Inject. Date: 13-Dec-2013 11:23:30 ALS Bottle#: 8 Worklist Smp#: 9
Purge Vol: 5.000 mL Dil. Factor: 1.0000
Sample Info: STD500
Misc. Info.: 460-0007772-009
Operator ID: Instrument ID: CVOAMS2
Sublist: chrom-8260W_2*sub17

Method: \\EDICHROM\ChromData\CVOAMS2\20131213-7772.b\8260W_2.m
Limit Group: VOA - 8260B Water and Solid
Last Update: 17-Dec-2013 11:54:21 Calib Date: 13-Dec-2013 14:51:30
Integrator: RTE ID Type: Deconvolution ID
Quant Method: Internal Standard Quant By: Initial Calibration
Last ICal File: \\EDICHROM\ChromData\CVOAMS2\20131213-7772.b\B63528.D

Column 1 : Rtx-624 (0.25 mm) Detector MS SCAN
Process Host: XAWRK010

First Level Reviewer: tupayachia Date: 13-Dec-2013 11:49:39

Compound	Sig	RT (min.)	Exp RT (min.)	Dlt RT (min.)	Q	Response	On-Col Amt ug/l	Flags
6 Propene	41	1.093	1.077	0.016	96	2679425	974.4	
1 Chlorotrifluoroethene	66	1.102	1.093	0.009	60	487723	452.5	
2 Dichlorodifluoromethane	85	1.126	1.126	0.0	89	2961561	457.0	
3 Chloromethane	50	1.250	1.233	0.017	89	2013837	446.7	
4 Vinyl chloride	62	1.340	1.332	0.008	84	1880719	438.0	
5 Butadiene	54	1.349	1.332	0.016	95	1583192	437.9	
7 Bromomethane	94	1.595	1.579	0.016	97	681832	500.4	
8 Chloroethane	64	1.661	1.653	0.008	96	723532	500.4	
10 Dichlorofluoromethane	67	1.851	1.842	0.009	89	2451875	403.8	
9 Trichlorofluoromethane	101	1.859	1.850	0.009	84	1744339	412.9	
19 Pentane	72	1.875	1.867	0.008	94	609934	1735.7	
139 Ethanol	46	2.073	2.064	0.009	84	319792	25029	
11 Ethyl ether	59	2.073	2.073	0.0	87	1023920	499.8	
13 2-Methyl-1,3-butadiene	67	2.081	2.081	0.0	97	2126615	455.1	
14 1,2-Dichloro-1,1,2-trifluoroetha	67	2.139	2.130	0.009	85	1640893	417.5	
12 2-Chloropropane	63	2.163	2.163	0.0	93	716537	500.2	
15 Acrolein	56	2.237	2.237	0.0	58	182659	399.4	
16 1,1,2-Trichloro-1,2,2-trifluoroe	101	2.246	2.245	0.001	91	1953321	442.0	
17 1,1-Dichloroethene	96	2.270	2.262	0.008	87	1817026	433.8	
18 Acetone	43	2.369	2.369	0.0	80	2586911	2500.4	
20 Iodomethane	142	2.410	2.410	0.0	99	3520065	433.5	
21 Carbon disulfide	76	2.435	2.435	0.0	99	6775916	499.4	
135 Isopropyl alcohol	45	2.501	2.492	0.009	84	1145092	5001.4	
141 3-Chloro-1-propene	76	2.591	2.591	0.0	37	1092765	473.3	
22 Cyclopentene	67	2.608	2.599	0.009	87	4914149	457.6	
23 Methyl acetate	43	2.624	2.624	0.0	98	6463979	2192.7	
24 Acetonitrile	41	2.673	2.673	0.0	69	1807644	5002.4	
30 1-Chloropropane	63	2.715	2.715	0.0	96	333222	999.9	
25 Methylene Chloride	84	2.731	2.731	0.0	85	2008201	414.8	
* 26 TBA-d9 (IS)	65	2.780	2.772	0.008	22	384796	1000.0	

Compound	Sig	RT (min.)	Exp RT (min.)	Dlt RT (min.)	Q	Response	On-Col Amt ug/l	Flags
27 2-Methyl-2-propanol	59	2.855	2.846	0.009	88	2163812	4501.5	
28 Methyl tert-butyl ether	73	2.912	2.912	0.0	96	5761100	445.5	
29 trans-1,2-Dichloroethene	96	2.929	2.920	0.009	89	1933688	429.4	
31 Acrylonitrile	53	3.019	3.011	0.008	92	6554192	4429.4	
32 Hexane	43	3.101	3.093	0.008	90	1138062	499.6	
34 1,1-Dichloroethane	63	3.357	3.356	0.001	83	3760859	434.1	
33 Isopropyl ether	45	3.357	3.356	0.001	94	6111134	444.9	
35 Vinyl acetate	43	3.398	3.398	0.0	100	9410483	885.4	
36 2-Chloro-1,3-butadiene	88	3.406	3.406	0.0	91	1891874	454.2	
37 Tert-butyl ethyl ether	59	3.710	3.710	0.0	88	6491171	466.9	
38 2,2-Dichloropropane	77	3.916	3.908	0.008	93	3289854	467.2	
39 cis-1,2-Dichloroethene	96	3.949	3.941	0.008	89	2207480	432.5	
40 2-Butanone (MEK)	72	3.982	3.974	0.008	97	1004524	2269.9	
41 Ethyl acetate	70	4.007	3.998	0.009	96	428748	910.1	
42 Methyl acrylate	55	4.056	4.048	0.008	89	1783350	492.9	
43 Propionitrile	54	4.130	4.122	0.008	95	2733391	4371.1	
44 Tetrahydrofuran	42	4.196	4.188	0.008	78	1151743	1000.2	
45 Chlorobromomethane	128	4.196	4.196	0.0	86	1137429	425.0	
46 Methacrylonitrile	67	4.245	4.237	0.008	93	7325671	4253.8	
47 Chloroform	83	4.278	4.278	0.0	86	3664393	413.0	
48 Cyclohexane	56	4.394	4.393	0.001	82	3159925	463.5	
49 1,1,1-Trichloroethane	97	4.426	4.418	0.008	95	3319370	460.7	
$ 57 Dibromofluoromethane (Surr)	113	4.459	4.451	0.008	94	240934	47.8	
50 Carbon tetrachloride	117	4.558	4.550	0.008	90	3000097	515.6	
51 1,1-Dichloropropene	75	4.599	4.591	0.008	94	2880371	460.6	
52 Benzene	78	4.821	4.821	0.0	97	7716221	423.2	
138 Isobutyl alcohol	43	4.838	4.830	0.008	98	1997068	13825	
$ 53 1,2-Dichloroethane-d4 (Surr)	65	4.854	4.846	0.008	88	294096	46.9	
140 Tert-amyl methyl ether	73	4.945	4.937	0.008	95	5964677	456.8	
54 1,2-Dichloroethane	62	4.945	4.937	0.008	90	3104729	420.0	
55 Isopropyl acetate	43	4.961	4.953	0.008	98	5834535	463.7	
56 n-Heptane	57	5.052	5.052	0.0	92	779046	499.6	
* 58 Fluorobenzene	96	5.184	5.175	0.009	93	807888	50.0	
59 2,4,4-Trimethyl-1-pentene	57	5.463	5.455	0.008	91	7329932	965.1	
60 Trichloroethene	95	5.603	5.603	0.0	94	2321527	461.0	
61 n-Butanol	56	5.636	5.628	0.008	91	1264769	14300	
62 Methylcyclohexane	83	5.743	5.735	0.008	94	2702701	440.5	
63 Ethyl acrylate	55	5.809	5.809	0.0	93	3087104	561.2	
64 1,2-Dichloropropane	63	5.949	5.949	0.0	85	2185264	467.0	
* 65 1,4-Dioxane-d8	96	6.039	6.031	0.008	27	30077	1000.0	M
67 1,4-Dioxane	88	6.105	6.097	0.008	82	420953	9996.8	
68 Dibromomethane	93	6.105	6.097	0.008	50	1497147	434.7	
66 Methyl methacrylate	100	6.105	6.097	0.008	89	1177736	970.9	
69 n-Propyl acetate	43	6.188	6.187	0.001	99	3047238	528.0	
70 Dichlorobromomethane	83	6.319	6.311	0.008	96	3319476	533.4	
71 2-Nitropropane	41	6.739	6.731	0.008	99	1420026	999.2	
72 2-Chloroethyl vinyl ether	63	6.772	6.764	0.008	93	1521610	511.6	
74 cis-1,3-Dichloropropene	75	6.928	6.920	0.008	91	3889725	515.7	
75 4-Methyl-2-pentanone (MIBK)	43	7.134	7.126	0.008	97	10876549	2255.8	
$ 76 Toluene-d8 (Surr)	98	7.183	7.175	0.008	99	927697	48.1	
77 Toluene	91	7.257	7.257	0.0	94	8765400	434.6	
78 trans-1,3-Dichloropropene	75	7.628	7.628	0.0	96	3629014	543.6	

Compound	Sig	RT (min.)	Exp RT (min.)	Dlt RT (min.)	Q	Response	On-Col Amt ug/l	Flags
79 Ethyl methacrylate	69	7.685	7.685	0.0	90	3078785	506.6	
80 1,1,2-Trichloroethane	83	7.825	7.817	0.008	91	1803647	441.7	
81 Tetrachloroethene	166	7.842	7.842	0.0	86	2237658	427.3	
82 1,3-Dichloropropane	76	7.998	7.998	0.0	94	3732398	458.1	
83 2-Hexanone	43	8.080	8.080	0.0	97	7706600	2378.0	
85 n-Butyl acetate	73	8.196	8.187	0.009	98	597891	499.9	
84 Chlorodibromomethane	129	8.196	8.196	0.0	94	2627197	499.2	
86 Ethylene Dibromide	107	8.311	8.303	0.009	99	2434842	466.4	
* 87 Chlorobenzene-d5	117	8.747	8.747	0.0	86	775407	50.0	
88 Chlorobenzene	112	8.772	8.772	0.0	92	6729115	433.9	
89 Ethylbenzene	106	8.862	8.854	0.008	99	3264977	420.7	
90 1,1,1,2-Tetrachloroethane	131	8.870	8.870	0.0	89	2410532	460.0	
91 m-Xylene & p-Xylene	106	8.977	8.977	0.0	97	4255938	436.0	
92 o-Xylene	106	9.348	9.339	0.009	92	4045229	410.4	
137 n-Butyl acrylate	73	9.348	9.348	0.0	89	1918298	499.8	
93 Styrene	104	9.372	9.372	0.0	93	7094792	432.9	
94 Amyl acetate (mixed isomers)	43	9.545	9.545	0.0	90	5033667	499.8	
95 Bromoform	173	9.554	9.553	0.001	93	1633218	499.2	
96 Isopropylbenzene	105	9.669	9.660	0.009	97	10978563	423.3	
$ 97 4-Bromofluorobenzene	174	9.842	9.841	0.001	81	326586	48.4	
98 Camphene	41	9.858	9.850	0.008	96	801202	429.6	
99 Bromobenzene	156	9.957	9.957	0.0	97	2974082	467.0	
100 1,1,2,2-Tetrachloroethane	83	10.006	9.998	0.008	91	3133621	463.3	
101 N-Propylbenzene	91	10.023	10.023	0.0	98	11871368	431.9	
102 1,2,3-Trichloropropane	110	10.039	10.039	0.0	95	906779	442.0	
103 trans-1,4-Dichloro-2-butene	53	10.056	10.055	0.001	62	977186	533.8	
104 2-Chlorotoluene	91	10.113	10.113	0.0	96	8622828	427.5	
105 4-Ethyltoluene	105	10.121	10.121	0.0	88	9954670	419.1	
106 1,3,5-Trimethylbenzene	105	10.179	10.179	0.0	92	9252491	455.6	
107 4-Chlorotoluene	91	10.220	10.212	0.008	98	8285913	449.9	
108 Butyl Methacrylate	87	10.270	10.261	0.009	94	3769765	499.8	
109 tert-Butylbenzene	119	10.442	10.434	0.008	91	7612871	471.1	
110 1,2,4-Trimethylbenzene	105	10.492	10.492	0.0	98	9644539	457.5	
111 sec-Butylbenzene	105	10.615	10.615	0.0	98	10258035	458.1	
112 4-Isopropyltoluene	119	10.739	10.730	0.009	95	8423038	426.5	
113 1,3-Dichlorobenzene	146	10.739	10.739	0.001	95	4646367	407.0	
* 115 1,4-Dichlorobenzene-d4	152	10.804	10.796	0.008	80	401002	50.0	
116 1,4-Dichlorobenzene	146	10.821	10.821	0.0	91	5021226	418.5	
118 Benzyl chloride	91	10.936	10.936	0.0	98	6581179	499.5	
119 2,3-Dihydroindene	117	10.994	10.994	0.0	84	9879349	430.6	
120 p-Diethylbenzene	119	11.043	11.035	0.008	86	5205894	444.0	
121 n-Butylbenzene	91	11.060	11.059	0.001	97	8921889	419.4	
122 1,2-Dichlorobenzene	146	11.117	11.117	0.0	93	5256927	441.7	
123 1,2,4,5-Tetramethylbenzene	119	11.652	11.652	0.0	96	9027181	476.1	
124 1,2-Dibromo-3-Chloropropane	75	11.743	11.743	0.0	96	665999	591.9	
125 1,3,5-Trichlorobenzene	180	11.858	11.858	0.0	95	3226799	433.7	
126 Camphor	95	12.278	12.277	0.001	94	2080419	2499.5	
127 1,2,4-Trichlorobenzene	180	12.352	12.352	0.0	93	3068391	443.4	
128 Hexachlorobutadiene	225	12.442	12.434	0.008	89	1020804	499.6	
130 Naphthalene	128	12.566	12.565	0.001	99	8922860	492.9	
131 1,2,3-Trichlorobenzene	180	12.771	12.771	0.0	92	2671040	453.7	
S 133 1,2-Dichloroethene, Total	100				0		861.9	

Compound	Sig	RT (min.)	Exp RT (min.)	Dlt RT (min.)	Q	Response	On-Col Amt ug/l	Flags
S 134 Xylenes, Total	100				0		846.3	
S 147 Total BTEX	1				0		2124.8	

QC Flag Legend

Review Flags
M - Manually Integrated

Report Date: 17-Dec-2013 11:54:22 Chrom Revision: 2.1 15-Oct-2013 07:52:24

TestAmerica Edison

Data File: \\EDICHROM\ChromData\CVOAMS2\20131213-7772.b\B63519.D

Injection Date:	13-Dec-2013 11:23:30	Instrument ID:	CVOAMS2	Operator ID:	
Lims ID:	STD500	Lab Sample ID:	LB 460-194596/1-A	Worklist Smp#:	9
Client ID:					
Purge Vol:	5.000 mL	Dil. Factor:	1.0000	ALS Bottle#:	8
Method:	8260W_2	Limit Group:	VOA - 8260B Water and Solid		

Column: Rtx-624 (0.25 mm)

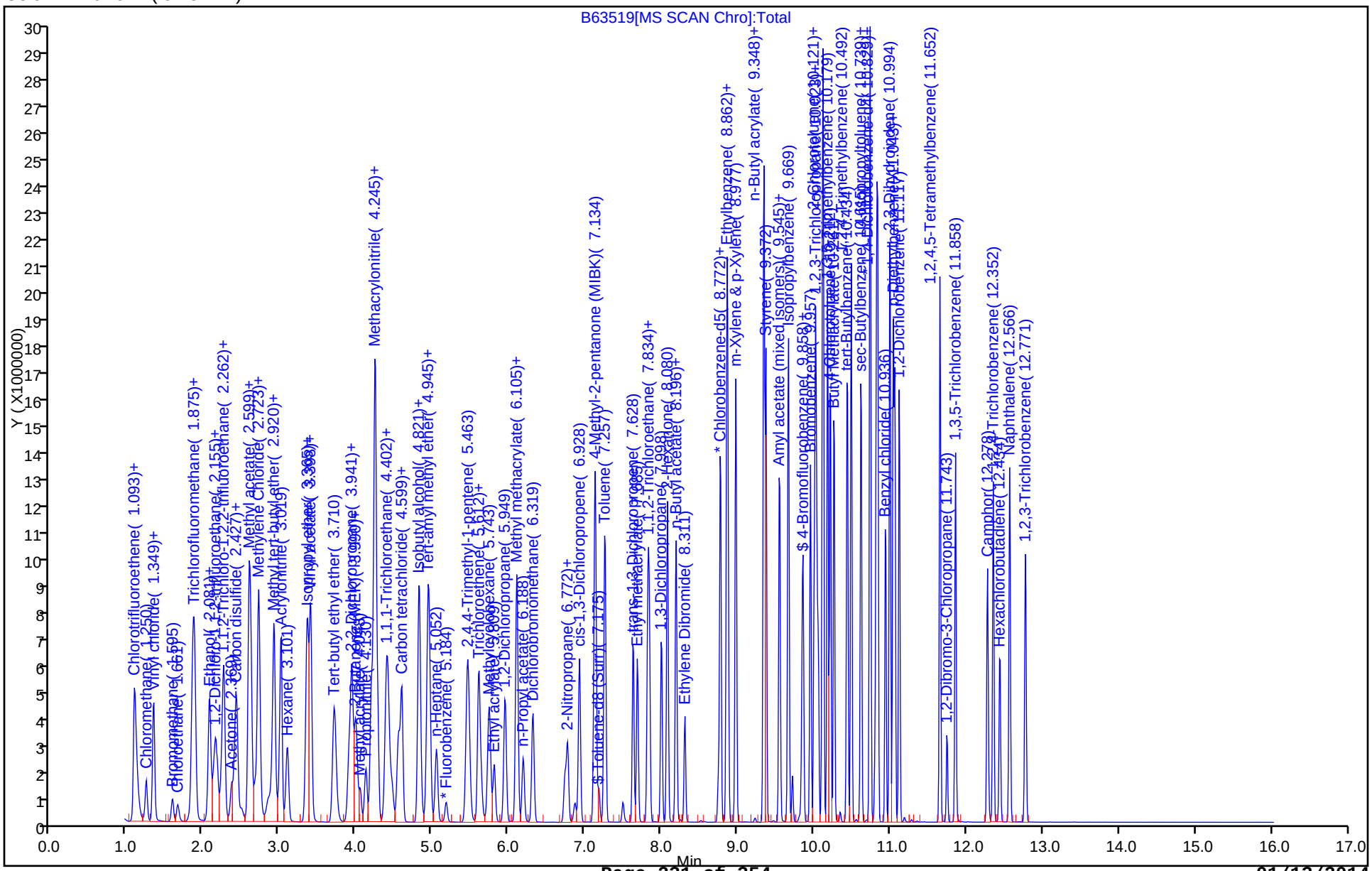

TestAmerica Edison

Data File:	\\EDICHROM\ChromData\CVOAMS2\20131213-7772.b\B63519.D		
Injection Date:	13-Dec-2013 11:23:30	Instrument ID:	CVOAMS2
Lims ID:	STD500	Lab Sample ID:	LB 460-194596/1-A
Client ID:			
Operator ID:		ALS Bottle#:	8 Worklist Smp#: 9
Purge Vol:	5.000 mL	Dil. Factor:	1.0000
Method:	8260W_2	Limit Group:	VOA - 8260B Water and Solid
Column:	Rtx-624 (0.25 mm)	Detector	MS SCAN

* 65 1,4-Dioxane-d8, CAS: 17647-74-4

Processing Integration Results

RT: 6.04
Response: 51056
Amount: 1000.0000

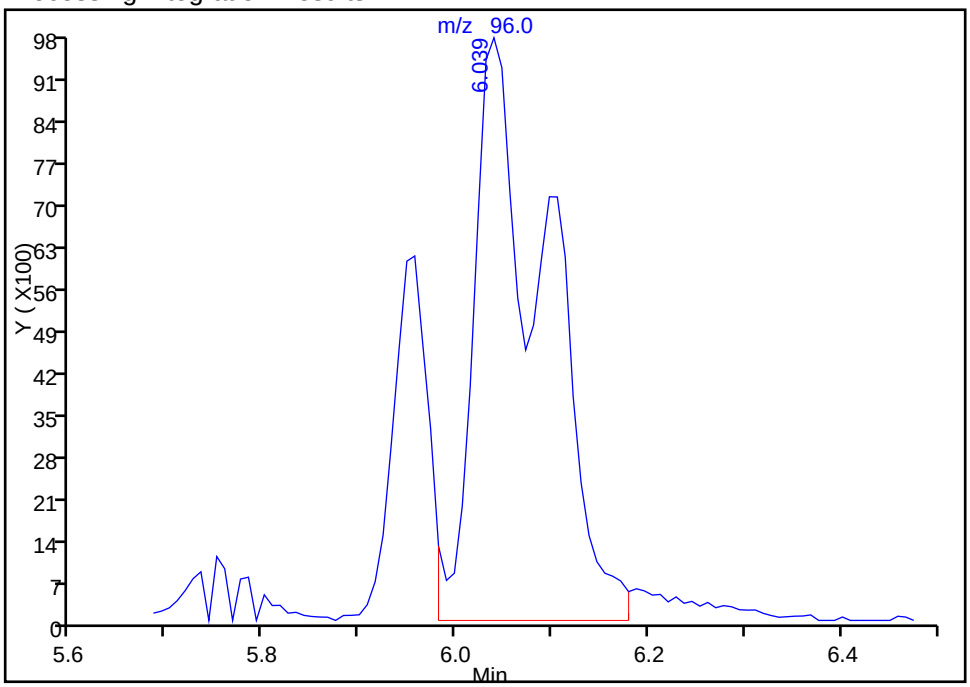

Manual Integration Results

RT: 6.04
Response: 30077
Amount: 1000.0000

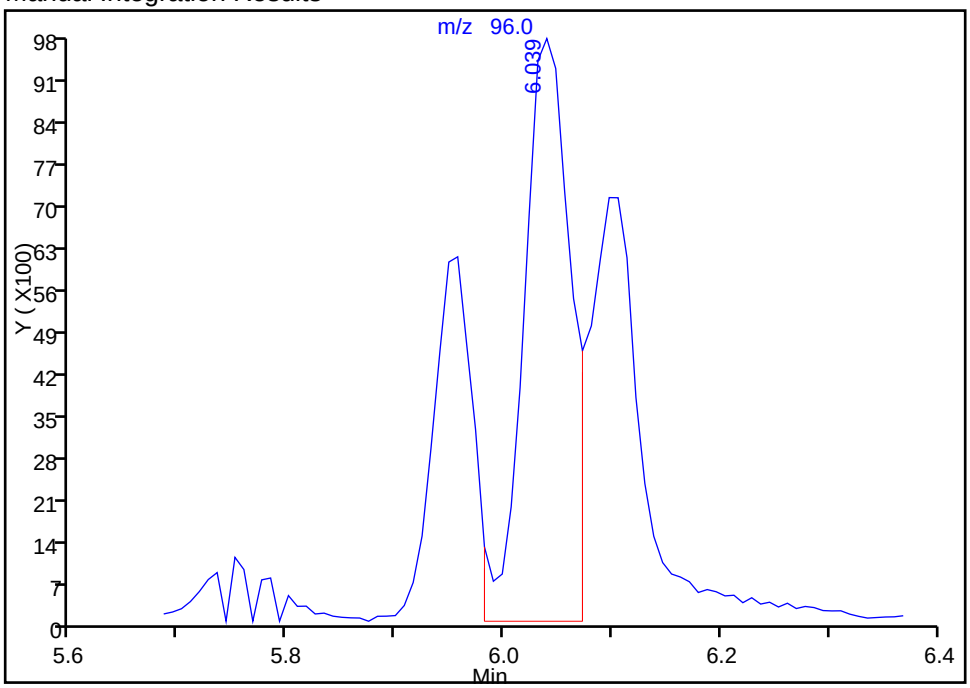

Reviewer: tupayachia, 14-Dec-2013 11:38:34
Audit Action: Split an Integrated Peak
Audit Reason: Peak Tail

TestAmerica Edison
Target Compound Quantitation Report

Data File: \\EDICHROM\ChromData\CVOAMS2\20131213-7772.b\B63528.D
Lims ID: STD1 Lab Sample ID: 460-67953-8
Client ID:
Sample Type: IC Calib Level: 2
Inject. Date: 13-Dec-2013 14:51:30 ALS Bottle#: 17 Worklist Smp#: 18
Purge Vol: 5.000 mL Dil. Factor: 1.0000
Sample Info: STD1
Misc. Info.: 460-0007772-018
Operator ID: Instrument ID: CVOAMS2
Sublist: chrom-8260W_2*sub17

Method: \\EDICHROM\ChromData\CVOAMS2\20131213-7772.b\8260W_2.m
Limit Group: VOA - 8260B Water and Solid
Last Update: 17-Dec-2013 11:54:23 Calib Date: 13-Dec-2013 14:51:30
Integrator: RTE ID Type: Deconvolution ID
Quant Method: Internal Standard Quant By: Initial Calibration
Last ICal File: \\EDICHROM\ChromData\CVOAMS2\20131213-7772.b\B63528.D

Column 1 : Rtx-624 (0.25 mm) Detector MS SCAN
Process Host: XAWRK010

First Level Reviewer: tupayachia Date: 13-Dec-2013 15:21:31

Compound	Sig	RT (min.)	Exp RT (min.)	Dlt RT (min.)	Q	Response	On-Col Amt ug/l	Flags
6 Propene	41	1.077	1.077	0.0	93	5682	2.08	
1 Chlorotrifluoroethene	66	1.110	1.093	0.017	64	1144	1.07	
2 Dichlorodifluoromethane	85	1.135	1.126	0.009	81	6500	1.01	
3 Chloromethane	50	1.233	1.233	0.0	82	5146	1.15	
4 Vinyl chloride	62	1.340	1.332	0.008	82	4821	1.13	
5 Butadiene	54	1.340	1.332	0.008	90	4229	1.18	
7 Bromomethane	94	1.587	1.579	0.008	90	2152	1.21	
8 Chloroethane	64	1.670	1.653	0.017	80	2448	1.40	
10 Dichlorofluoromethane	67	1.851	1.842	0.009	82	6931	1.15	
9 Trichlorofluoromethane	101	1.851	1.850	0.001	42	4632	1.10	
19 Pentane	72	1.883	1.867	0.016	93	1117	3.20	
139 Ethanol	46	2.081	2.064	0.017	56	1064	139.9	
11 Ethyl ether	59	2.081	2.073	0.008	76	3289	1.31	
13 2-Methyl-1,3-butadiene	67	2.089	2.081	0.008	95	5288	1.14	
14 1,2-Dichloro-1,1,2-trifluoroetha	67	2.147	2.130	0.017	21	4484	1.15	
12 2-Chloropropane	63	2.172	2.163	0.009	87	2352	1.64	
15 Acrolein	56	2.246	2.237	0.009	1	2104	5.59	
16 1,1,2-Trichloro-1,2,2-trifluoroe	101	2.254	2.245	0.009	67	5285	1.20	
17 1,1-Dichloroethene	96	2.270	2.262	0.008	86	5019	1.21	
18 Acetone	43	2.377	2.369	0.008	74	6955	8.11	
20 Iodomethane	142	2.410	2.410	0.0	98	8887	1.10	
21 Carbon disulfide	76	2.435	2.435	0.0	97	9471	0.6565	
135 Isopropyl alcohol	45	2.492	2.492	0.0	40	2585	16.5	
141 3-Chloro-1-propene	76	2.599	2.591	0.008	37	2136	0.9313	
22 Cyclopentene	67	2.616	2.599	0.017	84	12051	1.13	
23 Methyl acetate	43	2.632	2.624	0.008	97	15416	5.26	
24 Acetonitrile	41	2.682	2.673	0.009	69	4050	11.2	
30 1-Chloropropane	63	2.723	2.715	0.008	87	1045	2.64	
25 Methylene Chloride	84	2.739	2.731	0.008	88	5530	1.15	
* 26 TBA-d9 (IS)	65	2.772	2.772	0.0	87	301703	1000.0	

Compound	Sig	RT (min.)	Exp RT (min.)	Dlt RT (min.)	Q	Response	On-Col Amt ug/l	Flags
27 2-Methyl-2-propanol	59	2.855	2.846	0.009	29	4710	12.5	
28 Methyl tert-butyl ether	73	2.920	2.912	0.008	78	13076	1.02	
29 trans-1,2-Dichloroethene	96	2.929	2.920	0.009	87	5059	1.13	
31 Acrylonitrile	53	3.019	3.011	0.008	93	15737	10.7	
32 Hexane	43	3.101	3.093	0.008	87	4574	1.63	M
34 1,1-Dichloroethane	63	3.365	3.356	0.009	89	9760	1.13	
33 Isopropyl ether	45	3.357	3.356	0.001	94	13938	1.02	
35 Vinyl acetate	43	3.398	3.398	0.0	99	19435	1.84	
36 2-Chloro-1,3-butadiene	88	3.406	3.406	0.0	72	4446	1.07	
37 Tert-butyl ethyl ether	59	3.710	3.710	0.0	88	13025	0.9433	
38 2,2-Dichloropropane	77	3.916	3.908	0.008	82	6679	0.9549	
39 cis-1,2-Dichloroethene	96	3.949	3.941	0.008	90	5665	1.12	
40 2-Butanone (MEK)	72	3.974	3.974	0.0	91	2001	5.77	
41 Ethyl acetate	70	4.007	3.998	0.009	92	809	2.19	
42 Methyl acrylate	55	4.056	4.048	0.008	56	3377	0.9398	
43 Propionitrile	54	4.130	4.122	0.008	88	5716	11.7	
44 Tetrahydrofuran	42	4.196	4.188	0.008	64	3553	3.57	M
45 Chlorobromomethane	128	4.204	4.196	0.008	78	2955	1.11	
46 Methacrylonitrile	67	4.245	4.237	0.008	89	16482	9.64	
47 Chloroform	83	4.287	4.278	0.009	78	10160	1.15	
48 Cyclohexane	56	4.402	4.393	0.009	89	7372	1.09	
49 1,1,1-Trichloroethane	97	4.426	4.418	0.008	81	7636	1.07	
$ 57 Dibromofluoromethane (Surr)	113	4.459	4.451	0.008	96	247366	49.4	
50 Carbon tetrachloride	117	4.550	4.550	0.0	85	5644	0.9766	
51 1,1-Dichloropropene	75	4.599	4.591	0.008	86	7011	1.13	
52 Benzene	78	4.822	4.821	0.001	90	19676	1.15	
138 Isobutyl alcohol	43	4.830	4.830	0.0	22	2210	19.5	
$ 53 1,2-Dichloroethane-d4 (Surr)	65	4.854	4.846	0.008	95	312648	50.2	
140 Tert-amyl methyl ether	73	4.937	4.937	0.0	82	11698	0.9019	
54 1,2-Dichloroethane	62	4.945	4.937	0.008	85	8087	1.10	
55 Isopropyl acetate	43	4.961	4.953	0.008	79	10865	0.8694	
56 n-Heptane	57	5.060	5.052	0.008	81	2668	1.40	
* 58 Fluorobenzene	96	5.184	5.175	0.009	98	802450	50.0	
59 2,4,4-Trimethyl-1-pentene	57	5.447	5.455	-0.008	91	16702	2.21	
60 Trichloroethene	95	5.603	5.603	0.0	86	5377	1.08	
61 n-Butanol	56	5.644	5.628	0.016	71	1858	26.8	
62 Methylcyclohexane	83	5.743	5.735	0.008	89	7375	1.21	
63 Ethyl acrylate	55	5.809	5.809	0.0	72	4358	0.7976	
64 1,2-Dichloropropane	63	5.949	5.949	0.0	82	5005	1.08	
* 65 1,4-Dioxane-d8	96	6.039	6.031	0.008	82	32113	1000.0	M
67 1,4-Dioxane	88	6.114	6.097	0.017	9	975	24.0	
68 Dibromomethane	93	6.105	6.097	0.008	58	3754	1.10	
66 Methyl methacrylate	100	6.105	6.097	0.008	86	2015	1.67	
69 n-Propyl acetate	43	6.196	6.187	0.009	89	4396	0.7669	
70 Dichlorobromomethane	83	6.319	6.311	0.008	91	5686	0.9199	
71 2-Nitropropane	41	6.731	6.731	0.0	84	1107	0.8192	
72 2-Chloroethyl vinyl ether	63	6.780	6.764	0.016	82	2478	0.8388	
74 cis-1,3-Dichloropropene	75	6.928	6.920	0.008	84	5826	0.8202	
75 4-Methyl-2-pentanone (MIBK)	43	7.134	7.126	0.008	96	19908	4.38	
$ 76 Toluene-d8 (Surr)	98	7.175	7.175	0.0	99	898677	49.5	
77 Toluene	91	7.257	7.257	0.0	91	21355	1.12	
78 trans-1,3-Dichloropropene	75	7.628	7.628	0.0	89	4830	0.7682	

Compound	Sig	RT (min.)	Exp RT (min.)	Dlt RT (min.)	Q	Response	On-Col Amt ug/l	Flags
79 Ethyl methacrylate	69	7.685	7.685	0.0	76	4437	0.7751	
80 1,1,2-Trichloroethane	83	7.825	7.817	0.008	87	4074	1.06	
81 Tetrachloroethene	166	7.842	7.842	0.0	84	5609	1.14	
82 1,3-Dichloropropane	76	7.998	7.998	0.0	94	7865	1.02	
83 2-Hexanone	43	8.080	8.080	0.0	96	12465	4.08	
85 n-Butyl acetate	73	8.196	8.187	0.009	94	706	0.5700	
84 Chlorodibromomethane	129	8.196	8.196	0.0	75	3690	0.6486	
86 Ethylene Dibromide	107	8.311	8.303	0.009	91	4850	0.9864	
* 87 Chlorobenzene-d5	117	8.747	8.747	0.0	86	730328	50.0	
88 Chlorobenzene	112	8.772	8.772	0.0	90	16401	1.12	
89 Ethylbenzene	106	8.862	8.854	0.008	98	8009	1.10	
90 1,1,1,2-Tetrachloroethane	131	8.871	8.870	0.0	79	4479	0.9075	
91 m-Xylene & p-Xylene	106	8.978	8.977	0.001	96	9784	1.06	
92 o-Xylene	106	9.348	9.339	0.009	91	9259	1.00	
137 n-Butyl acrylate	73	9.348	9.348	0.0	84	2625	0.5949	
93 Styrene	104	9.373	9.372	0.001	92	15014	0.9727	
94 Amyl acetate (mixed isomers)	43	9.545	9.545	0.0	89	6253	0.5579	
95 Bromoform	173	9.554	9.553	0.001	73	2088	0.6278	
96 Isopropylbenzene	105	9.669	9.660	0.009	95	26149	1.07	
$ 97 4-Bromofluorobenzene	174	9.842	9.841	0.001	87	309799	48.7	
98 Camphene	41	9.850	9.850	0.0	73	2175	1.24	
99 Bromobenzene	156	9.957	9.957	0.0	94	6942	1.06	
100 1,1,2,2-Tetrachloroethane	83	9.998	9.998	0.0	86	7112	1.03	
101 N-Propylbenzene	91	10.023	10.023	0.0	98	32293	1.15	
102 1,2,3-Trichloropropane	110	10.039	10.039	0.0	77	2250	1.07	
103 trans-1,4-Dichloro-2-butene	53	10.056	10.055	0.001	24	1631	0.8686	
104 2-Chlorotoluene	91	10.113	10.113	0.0	96	23160	1.12	
105 4-Ethyltoluene	105	10.121	10.121	0.0	96	25944	1.06	
106 1,3,5-Trimethylbenzene	105	10.179	10.179	0.0	94	22473	1.08	
107 4-Chlorotoluene	91	10.212	10.212	0.0	97	20881	1.11	
108 Butyl Methacrylate	87	10.261	10.261	0.0	94	4276	0.5114	
109 tert-Butylbenzene	119	10.434	10.434	0.0	87	17216	1.04	
110 1,2,4-Trimethylbenzene	105	10.492	10.492	0.0	98	22406	1.04	
111 sec-Butylbenzene	105	10.615	10.615	0.0	98	25497	1.11	
112 4-Isopropyltoluene	119	10.739	10.730	0.009	92	22166	1.09	
113 1,3-Dichlorobenzene	146	10.739	10.739	0.001	91	13326	1.14	
* 115 1,4-Dichlorobenzene-d4	152	10.796	10.796	0.0	98	411305	50.0	
116 1,4-Dichlorobenzene	146	10.821	10.821	0.0	72	14604	1.19	
118 Benzyl chloride	91	10.936	10.936	0.0	92	5666	0.4104	
119 2,3-Dihydroindene	117	10.994	10.994	0.0	90	22604	0.9605	
120 p-Diethylbenzene	119	11.043	11.035	0.008	75	12424	1.03	
121 n-Butylbenzene	91	11.060	11.059	0.001	96	27302	1.25	
122 1,2-Dichlorobenzene	146	11.117	11.117	0.0	90	13448	1.10	
123 1,2,4,5-Tetramethylbenzene	119	11.652	11.652	0.0	97	17087	0.8786	
124 1,2-Dibromo-3-Chloropropane	75	11.743	11.743	0.0	66	949	0.8223	
125 1,3,5-Trichlorobenzene	180	11.858	11.858	0.0	94	8437	1.11	
126 Camphor	95	12.278	12.277	0.001	75	2236	3.06	
127 1,2,4-Trichlorobenzene	180	12.352	12.352	0.0	89	8233	1.16	
128 Hexachlorobutadiene	225	12.442	12.434	0.008	78	2814	1.24	
130 Naphthalene	128	12.566	12.565	0.001	98	17584	0.9470	
131 1,2,3-Trichlorobenzene	180	12.771	12.771	0.0	92	7345	1.22	
S 133 1,2-Dichloroethene, Total	100				0		2.25	

Compound	Sig	RT (min.)	Exp RT (min.)	Dlt RT (min.)	Q	Response	On-Col Amt ug/l	Flags
S 134 Xylenes, Total	100				0		2.06	
S 147 Total BTEX	1				0		5.43	

QC Flag Legend

Review Flags
M - Manually Integrated

Report Date: 17-Dec-2013 11:54:24 Chrom Revision: 2.1 15-Oct-2013 07:52:24

TestAmerica Edison

Data File: \\EDICHROM\ChromData\CVOAMS2\20131213-7772.b\B63528.D

Injection Date:	13-Dec-2013 14:51:30	Instrument ID:	CVOAMS2	Operator ID:	
Lims ID:	STD1	Lab Sample ID:	460-67953-8	Worklist Smp#:	18
Client ID:					
Purge Vol:	5.000 mL	Dil. Factor:	1.0000	ALS Bottle#:	17
Method:	8260W_2	Limit Group:	VOA - 8260B Water and Solid		

Column: Rtx-624 (0.25 mm)

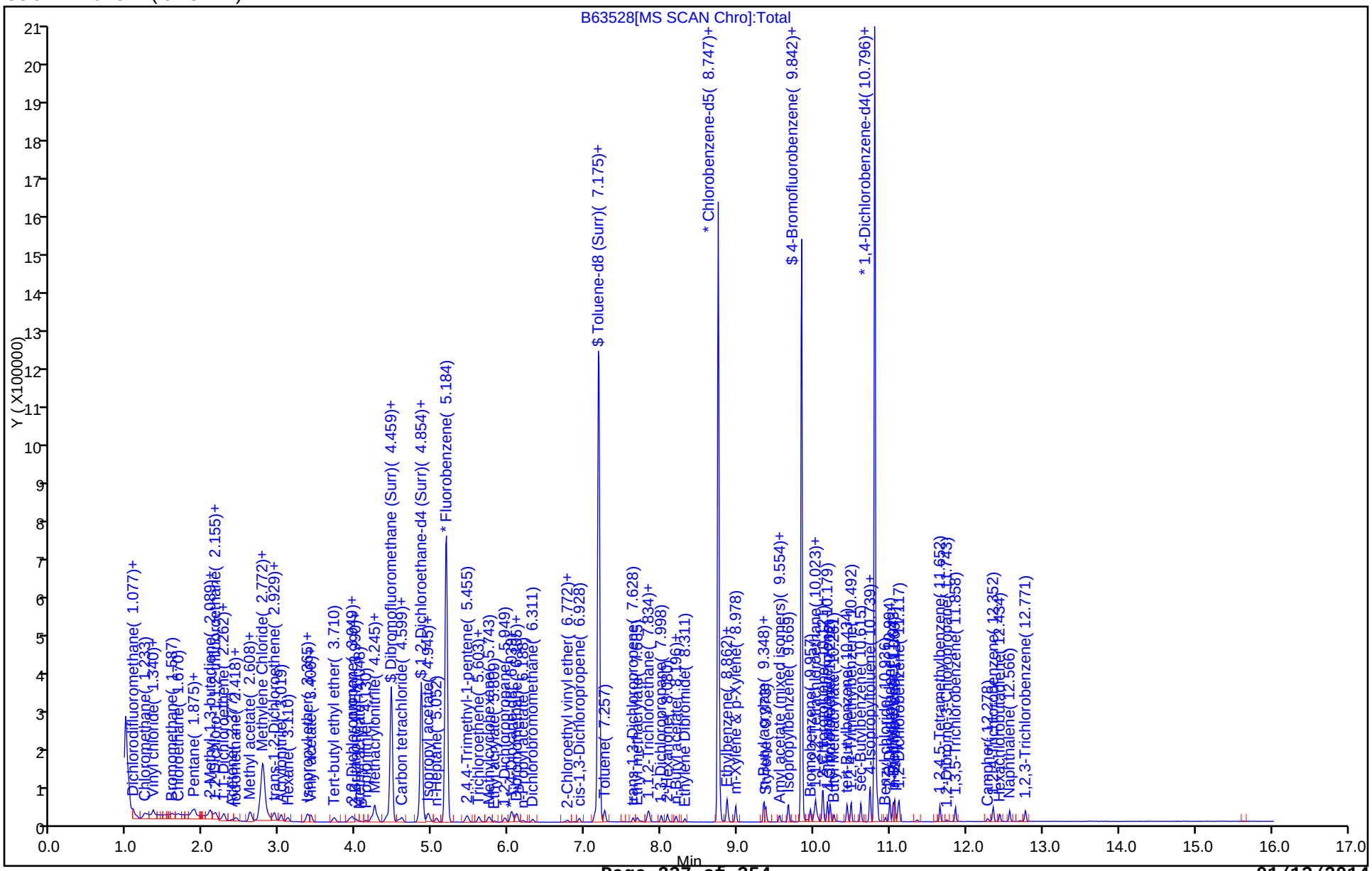

Manual Integration/User Assign Peak Report

TestAmerica Edison

Data File:	\\EDICHROM\ChromData\CVOAMS2\20131213-7772.b\B63528.D		
Injection Date:	13-Dec-2013 14:51:30	Instrument ID:	CVOAMS2
Lims ID:	STD1	Lab Sample ID:	460-67953-8
Client ID:			
Operator ID:		ALS Bottle#:	17 Worklist Smp#: 18
Purge Vol:	5.000 mL	Dil. Factor:	1.0000
Method:	8260W_2	Limit Group:	VOA - 8260B Water and Solid
Column:	Rtx-624 (0.25 mm)	Detector	MS SCAN

32 Hexane, CAS: 110-54-3

Processing Integration Results

RT: 3.10
Response: 4901
Amount: 1.021645

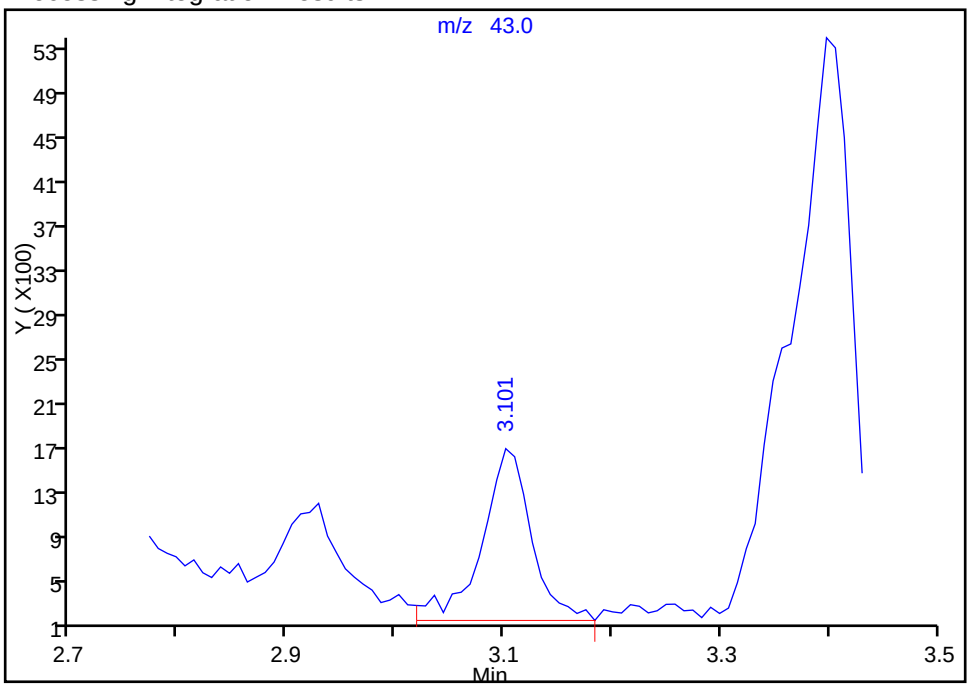

Manual Integration Results

RT: 3.10
Response: 4574
Amount: 1.629889

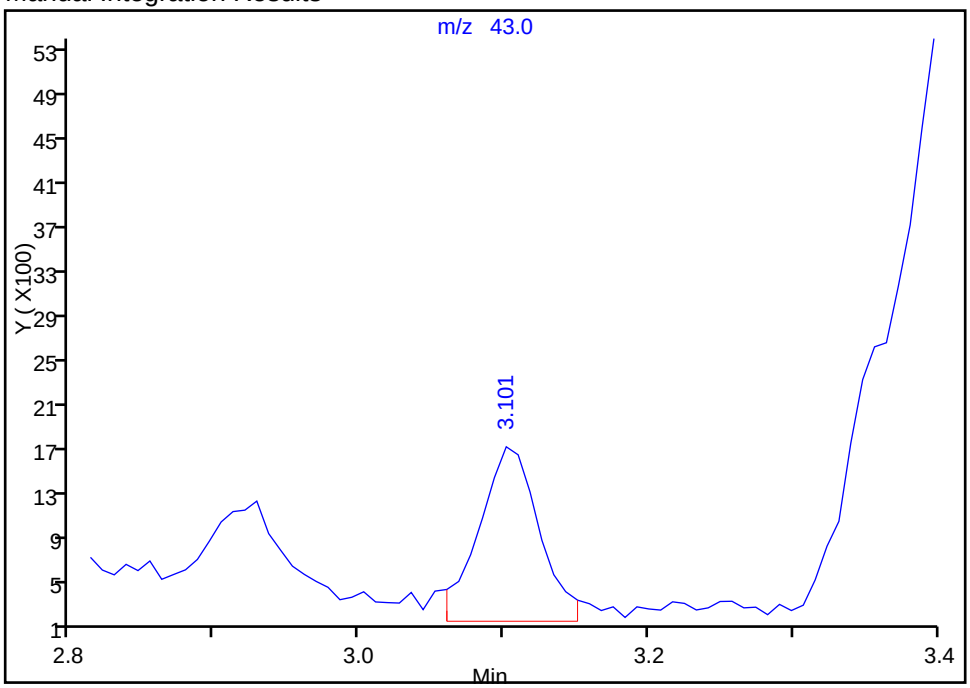

Reviewer: delpolitov, 17-Dec-2013 10:14:54
Audit Action: Manually Integrated
Audit Reason: Baseline

Manual Integration/User Assign Peak Report

TestAmerica Edison

Data File: \\EDICHROM\ChromData\CVOAMS2\20131213-7772.b\B63528.D
Injection Date: 13-Dec-2013 14:51:30 Instrument ID: CVOAMS2
Lims ID: STD1 Lab Sample ID: 460-67953-8
Client ID:
Operator ID: ALS Bottle#: 17 Worklist Smp#: 18
Purge Vol: 5.000 mL Dil. Factor: 1.0000
Method: 8260W_2 Limit Group: VOA - 8260B Water and Solid
Column: Rtx-624 (0.25 mm) Detector MS SCAN

44 Tetrahydrofuran, CAS: 109-99-9

Processing Integration Results

RT: 4.20
Response: 4155
Amount: 2.007253

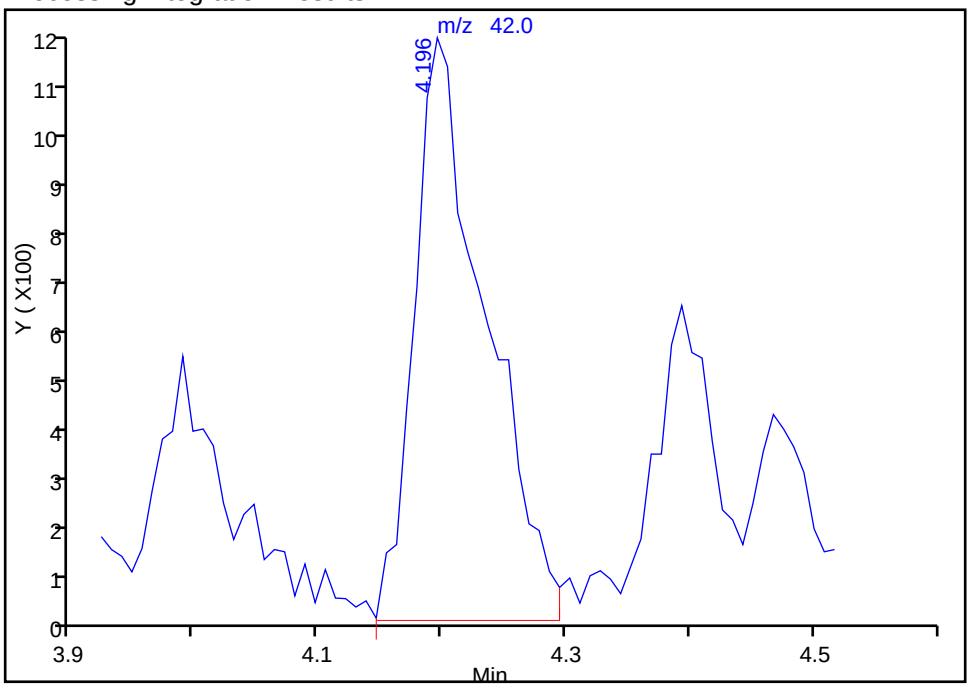

Manual Integration Results

RT: 4.20
Response: 3553
Amount: 3.571065

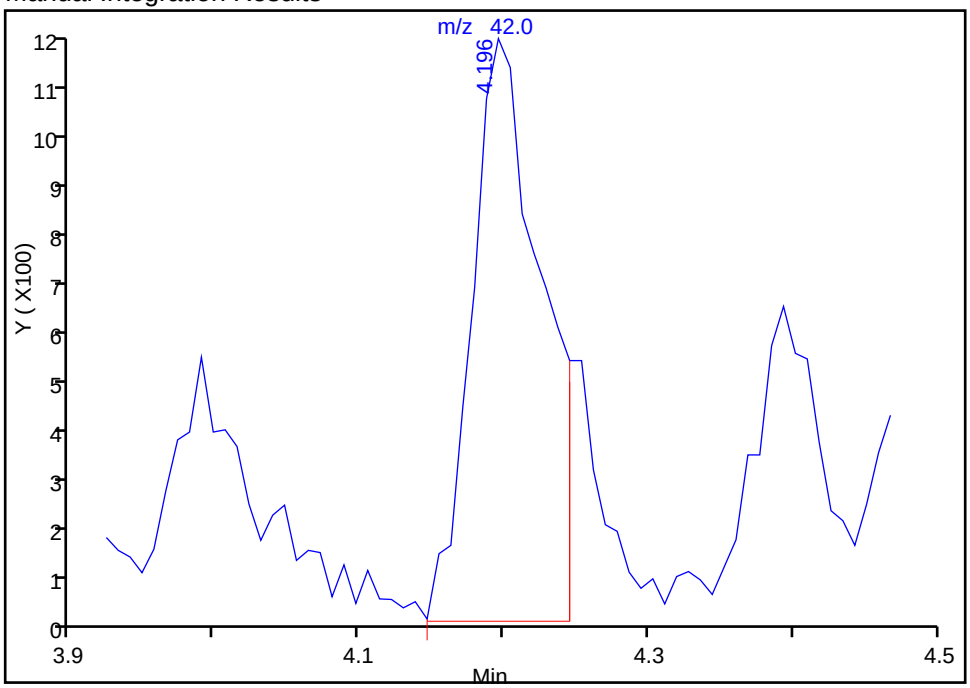

Reviewer: delpolitov, 17-Dec-2013 10:16:09
Audit Action: Split an Integrated Peak
Audit Reason: Peak Tail

Manual Integration/User Assign Peak Report

TestAmerica Edison

Data File: \\EDICHROM\ChromData\CVOAMS2\20131213-7772.b\B63528.D
Injection Date: 13-Dec-2013 14:51:30 Instrument ID: CVOAMS2
Lims ID: STD1 Lab Sample ID: 460-67953-8
Client ID:
Operator ID: ALS Bottle#: 17 Worklist Smp#: 18
Purge Vol: 5.000 mL Dil. Factor: 1.0000
Method: 8260W_2 Limit Group: VOA - 8260B Water and Solid
Column: Rtx-624 (0.25 mm) Detector MS SCAN

* 65 1,4-Dioxane-d8, CAS: 17647-74-4

Processing Integration Results

RT: 6.04
Response: 33027
Amount: 1000.0000

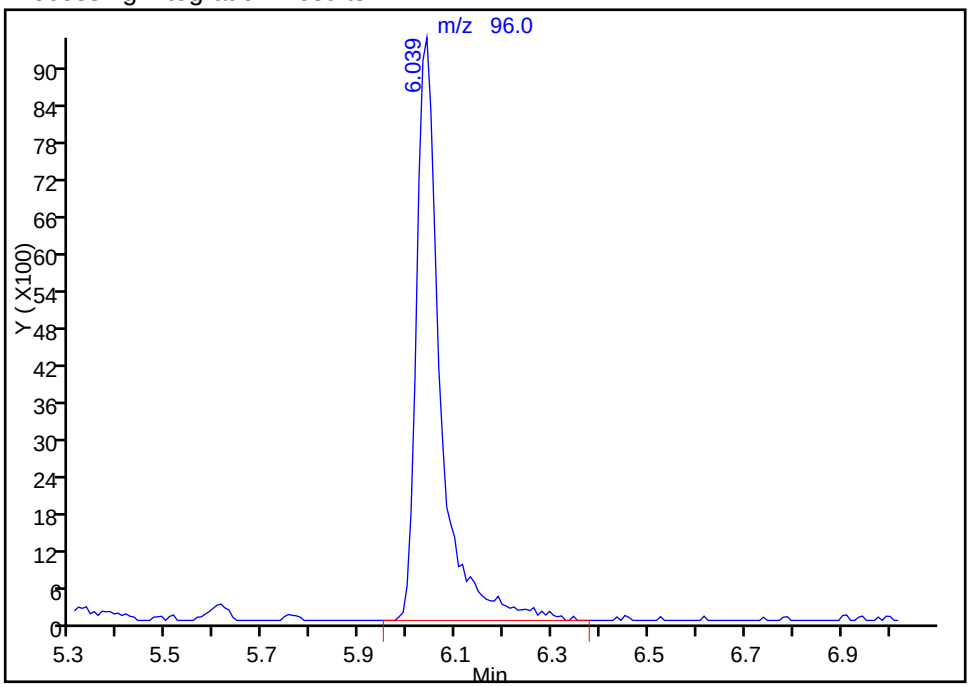

Manual Integration Results

RT: 6.04
Response: 32113
Amount: 1000.0000

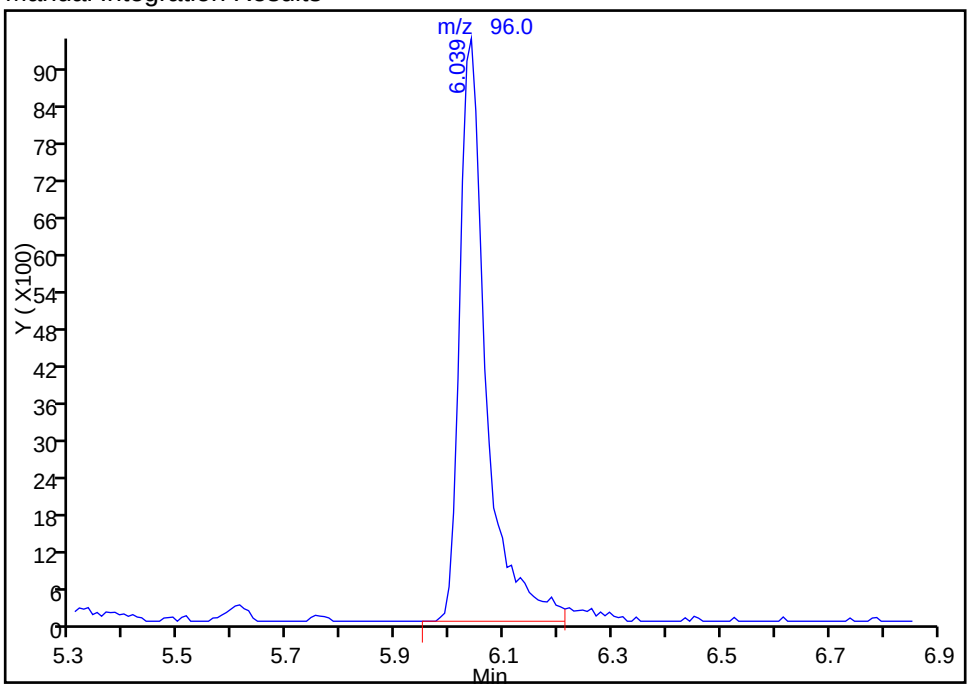

Reviewer: delpolitov, 17-Dec-2013 10:18:06
Audit Action: Split an Integrated Peak
Audit Reason: Peak Tail

FORM VII
GC/MS VOA CONTINUING CALIBRATION DATA

Lab Name: TestAmerica Edison Job No.: 460-69122-1

SDG No.:

Lab Sample ID: CCVIS 460-201425/2 Calibration Date: 01/07/2014 07:33

Instrument ID: CVOAMS2 Calib Start Date: 12/13/2013 09:51

GC Column: Rtx-624 ID: 0.25(mm) Calib End Date: 12/13/2013 14:51

Lab File ID: B64487.D Conc. Units: ug/L Heated Purge: (Y/N) N

ANALYTE	CURVE TYPE	AVE RRF	RRF	MIN RRF	CALC AMOUNT	SPIKE AMOUNT	%D	MAX %D
Dichlorodifluoromethane	Ave	0.4011	0.4083		20.4	20.0	1.8	50.0
Chloromethane	Ave	0.2790	0.3176	0.1000	22.8	20.0	13.8	50.0
Butadiene	Ave	0.2237	0.2500		22.3	20.0	11.7	50.0
Vinyl chloride	Ave	0.2658	0.3141		23.6	20.0	18.2	20.0
Bromomethane	QuaF		0.1571		28.8	20.0	44.2	50.0
Chloroethane	QuaF		0.1473		27.3	20.0	36.3	50.0
Dichlorofluoromethane	Ave	0.3757	0.4559		24.3	20.0	21.3	50.0
Trichlorofluoromethane	Ave	0.2614	0.3369		25.8	20.0	28.9	50.0
n-Pentane	Ave	0.0217	0.0343		63.0	40.0	57.5*	50.0
Ethanol	QuaF		0.0408		1590	1000	59.0*	50.0
Ethyl ether	QuaF		0.1733		22.3	20.0	11.4	50.0
Isopropene	Ave	0.2892	0.3041		21.0	20.0	5.1	50.0
Acrolein	QuaF		1.143		36.8	40.0	-8.1	50.0
Freon TF	Ave	0.2735	0.3087		22.6	20.0	12.9	50.0
1,1-Dichloroethene	Ave	0.2592	0.2715		20.9	20.0	4.7	20.0
Acetone	QuaF		4.304		152	100	51.9*	50.0
Iodomethane	Ave	0.5025	0.5323		21.2	20.0	5.9	50.0
Carbon disulfide	QuaF		0.6762		15.1	20.0	-24.6	50.0
Isopropanol	QuaF		0.5911		227	200	13.4	50.0
Allyl chloride	Ave	0.1429	0.1330		18.6	20.0	-6.9	50.0
Cyclopentene	Ave	0.6646	0.6746		20.3	20.0	1.5	50.0
Methyl acetate	Ave	0.1824	0.1779		97.5	100	-2.5	50.0
Acetonitrile	QuaF		0.0284		252	200	25.8	50.0
Methylene Chloride	Ave	0.2996	0.3070		20.5	20.0	2.4	50.0
TBA	Ave	1.249	1.156		185	200	-7.5	50.0
MTBE	Ave	0.8003	0.6965		17.4	20.0	-13.0	50.0
trans-1,2-Dichloroethene	Ave	0.2787	0.2849		20.4	20.0	2.2	50.0
Acrylonitrile	Ave	0.0916	0.0874		191	200	-4.6	50.0
Hexane	QuaF		0.1579		18.2	20.0	-9.1	50.0
1,1-Dichloroethane	Ave	0.5362	0.5197	0.1000	19.4	20.0	-3.1	50.0
DIPE	Ave	0.8501	0.6719		15.8	20.0	-21.0	50.0
Vinyl acetate	Ave	0.6578	0.6091		37.0	40.0	-7.4	50.0
2-Chloro-1,3-butadiene	Ave	0.2578	0.2406		18.7	20.0	-6.7	50.0
Tert-butyl ethyl ether	Ave	0.8604	0.6692		15.6	20.0	-22.2	50.0
2,2-Dichloropropane	Ave	0.4358	0.4176		19.2	20.0	-4.2	50.0
cis-1,2-Dichloroethene	Ave	0.3159	0.2993		19.0	20.0	-5.2	50.0
2-Butanone	Ave	1.150	1.231		107	100	7.1	50.0
Ethyl acetate	Ave	1.224	1.196		39.1	40.0	-2.3	50.0
Methyl acrylate	Ave	0.2239	0.1828		16.3	20.0	-18.4	50.0
Propionitrile	Ave	1.625	1.698		209	200	4.5	50.0
Tetrahydrofuran	QuaF		4.284		52.2	40.0	30.5	50.0

FORM VII
GC/MS VOA CONTINUING CALIBRATION DATA

Lab Name: TestAmerica Edison Job No.: 460-69122-1

SDG No.:

Lab Sample ID: CCVIS 460-201425/2 Calibration Date: 01/07/2014 07:33

Instrument ID: CVOAMS2 Calib Start Date: 12/13/2013 09:51

GC Column: Rtx-624 ID: 0.25(mm) Calib End Date: 12/13/2013 14:51

Lab File ID: B64487.D Conc. Units: ug/L Heated Purge: (Y/N) N

ANALYTE	CURVE TYPE	AVE RRF	RRF	MIN RRF	CALC AMOUNT	SPIKE AMOUNT	%D	MAX %D
Bromochloromethane	Ave	0.1656	0.1685		20.3	20.0	1.7	50.0
Methacrylonitrile	Ave	0.1066	0.1030		193	200	-3.3	50.0
Chloroform	Ave	0.5491	0.5729		20.9	20.0	4.3	20.0
Cyclohexane	Ave	0.4219	0.3922		18.6	20.0	-7.0	50.0
1,1,1-Trichloroethane	Ave	0.4460	0.4593		20.6	20.0	3.0	50.0
Carbon tetrachloride	Ave	0.3601	0.3855		21.4	20.0	7.1	50.0
1,1-Dichloropropene	Ave	0.3870	0.3493		18.1	20.0	-9.7	50.0
Benzene	Ave	1.176	1.139		19.4	20.0	-3.1	50.0
Isobutyl alcohol	Ave	0.3754	0.3326		443	500	-11.4	50.0
1,2-Dichloroethane	Ave	0.4575	0.4874		21.3	20.0	6.5	50.0
Tert-amyl methyl ether	Ave	0.8082	0.6463		16.0	20.0	-20.0	50.0
Isopropyl acetate	Ave	0.7787	0.6100		15.7	20.0	-21.7	50.0
n-Heptane	QuaF		0.1020		17.3	20.0	-13.7	50.0
2,4,4-Trimethyl-1-pentene	Ave	0.4700	0.3851		32.8	40.0	-18.1	50.0
Trichloroethene	Ave	0.3117	0.2919		18.7	20.0	-6.3	50.0
n-Butanol	Ave	0.2299	0.1832		399	500	-20.3	50.0
Methylcyclohexane	Ave	0.3798	0.3511		18.5	20.0	-7.5	50.0
Ethyl acrylate	Ave	0.3404	0.2421		14.2	20.0	-28.9	50.0
1,2-Dichloropropane	Ave	0.2896	0.2551		17.6	20.0	-11.9	20.0
1,4-Dioxane	QuaF		1.180		371	400	-7.1	50.0
Dibromomethane	Ave	0.2132	0.2095		19.7	20.0	-1.7	50.0
Methyl methacrylate	Ave	0.0751	0.0590		31.4	40.0	-21.4	50.0
Propyl acetate	Ave	0.3572	0.2652		14.8	20.0	-25.8	50.0
Bromodichloromethane	Ave	0.3851	0.3471		18.0	20.0	-9.9	50.0
2-Nitropropane	QuaF		0.0506		24.0	40.0	-40.0	50.0
2-Chloroethyl vinyl ether	Ave	0.1841	0.1214		13.2	20.0	-34.1	50.0
cis-1,3-Dichloropropene	Ave	0.4863	0.4504		18.5	20.0	-7.4	50.0
4-Methyl-2-pentanone	Ave	0.3109	0.2560		82.3	100	-17.7	50.0
Toluene	Ave	1.301	1.268		19.5	20.0	-2.5	20.0
trans-1,3-Dichloropropene	Ave	0.4305	0.3526		16.4	20.0	-18.1	50.0
Ethyl methacrylate	Ave	0.3919	0.2778		14.2	20.0	-29.1	50.0
1,1,2-Trichloroethane	Ave	0.2633	0.2467		18.7	20.0	-6.3	50.0
Tetrachloroethene	Ave	0.3376	0.3440		20.4	20.0	1.9	50.0
1,3-Dichloropropane	Ave	0.5254	0.4846		18.4	20.0	-7.8	50.0
2-Hexanone	Ave	0.2090	0.1706		81.7	100	-18.3	50.0
Butyl acetate	QuaF		0.0594		14.0	20.0	-29.8	50.0
Dibromochloromethane	QuaF		0.2696		13.9	20.0	-30.6	50.0
1,2-Dibromoethane	Ave	0.3366	0.3102		18.4	20.0	-7.8	50.0
Chlorobenzene	Ave	1.000	0.9786	0.3000	19.6	20.0	-2.1	50.0
Ethylbenzene	Ave	0.5005	0.4246		17.0	20.0	-15.2	20.0
1,1,1,2-Tetrachloroethane	Ave	0.3379	0.2987		17.7	20.0	-11.6	50.0

FORM VII
GC/MS VOA CONTINUING CALIBRATION DATA

Lab Name: TestAmerica Edison Job No.: 460-69122-1

SDG No.:

Lab Sample ID: CCVIS 460-201425/2 Calibration Date: 01/07/2014 07:33

Instrument ID: CVOAMS2 Calib Start Date: 12/13/2013 09:51

GC Column: Rtx-624 ID: 0.25(mm) Calib End Date: 12/13/2013 14:51

Lab File ID: B64487.D Conc. Units: ug/L Heated Purge: (Y/N) N

ANALYTE	CURVE TYPE	AVE RRF	RRF	MIN RRF	CALC AMOUNT	SPIKE AMOUNT	%D	MAX %D
m&p-Xylene	Ave	0.6295	0.5238		16.6	20.0	-16.8	50.0
Butyl acrylate	QuaF		0.1760		11.7	20.0	-41.5	50.0
o-Xylene	Ave	0.6356	0.5332		16.8	20.0	-16.1	50.0
Styrene	Ave	1.057	0.8723		16.5	20.0	-17.5	50.0
Amly acetate	QuaF		0.6882		10.1	20.0	-49.4	50.0
Bromoform	QuaF		0.1279	0.1000	11.2	20.0	-43.8	50.0
Isopropylbenzene	Ave	1.672	1.495		17.9	20.0	-10.6	50.0
Camphene, Total	Ave	0.1203	0.1183		19.7	20.0	-1.6	50.0
Monobromobenzene	Ave	0.7941	0.6871		17.3	20.0	-13.5	50.0
1,1,2,2-Tetrachloroethane	Ave	0.8433	0.7439	0.3000	17.6	20.0	-11.8	50.0
N-Propylbenzene	Ave	3.427	3.121		18.2	20.0	-8.9	50.0
1,2,3-Trichloropropane	Ave	0.2558	0.2388		18.7	20.0	-6.7	50.0
trans-1,4-Dichloro-2-butene	Ave	0.2283	0.1827		16.0	20.0	-20.0	50.0
2-Chlorotoluene	Ave	2.515	2.415		19.2	20.0	-4.0	50.0
p-Ethyltoluene	Ave	2.961	2.854		19.3	20.0	-3.6	50.0
1,3,5-Trimethylbenzene	Ave	2.532	2.341		18.5	20.0	-7.5	50.0
4-Chlorotoluene	Ave	2.296	2.218		19.3	20.0	-3.4	50.0
Butyl Methacrylate	QuaF		0.6352		12.5	20.0	-37.4	50.0
tert-Butylbenzene	Ave	2.015	1.788		17.7	20.0	-11.3	50.0
1,2,4-Trimethylbenzene	Ave	2.628	2.449		18.6	20.0	-6.8	50.0
sec-Butylbenzene	Ave	2.792	2.530		18.1	20.0	-9.4	50.0
1,3-Dichlorobenzene	Ave	1.424	1.414		19.9	20.0	-0.7	50.0
p-Isopropyltoluene	Ave	2.463	2.230		18.1	20.0	-9.4	50.0
1,4-Dichlorobenzene	Ave	1.496	1.435		19.2	20.0	-4.1	50.0
Benzyl chloride	QuaF		0.9730		11.6	20.0	-42.0	50.0
Indan	Ave	2.861	2.627		18.4	20.0	-8.2	50.0
1,4-Diethylbenzene	Ave	1.462	1.425		19.5	20.0	-2.5	50.0
n-Butylbenzene	Ave	2.653	2.640		19.9	20.0	-0.5	50.0
1,2-Dichlorobenzene	Ave	1.484	1.416		19.1	20.0	-4.6	50.0
1,2,4,5-Tetramethylbenzene	Ave	2.364	1.896		16.0	20.0	-19.8	50.0
1,2-Dibromo-3-Chloropropane	Ave	0.1403	0.1044		14.9	20.0	-25.6	50.0
1,3,5-Trichlorobenzene	Ave	0.9277	0.8576		18.5	20.0	-7.5	50.0
Camphor	QuaF		0.0484		54.3	100	-45.7	50.0
1,2,4-Trichlorobenzene	Ave	0.8628	0.7991		18.5	20.0	-7.4	50.0
Hexachlorobutadiene	QuaF		0.2621		19.1	20.0	-4.6	50.0
Naphthalene	Ave	2.257	1.926		17.1	20.0	-14.7	50.0
1,2,3-Trichlorobenzene	Ave	0.7340	0.6994		19.1	20.0	-4.7	50.0
Dibromofluoromethane (Surr)	Ave	0.3119	0.3208		51.4	50.0	2.9	50.0
1,2-Dichloroethane-d4 (Surr)	Ave	0.3881	0.4225		54.4	50.0	8.9	50.0
Toluene-d8 (Surr)	Ave	1.243	1.236		49.7	50.0	-0.5	50.0
Bromofluorobenzene	Ave	0.4354	0.4163		47.8	50.0	-4.4	50.0

TestAmerica Edison
Target Compound Quantitation Report

Data File: \\EDICHROM\ChromData\CVOAMS2\20140107-8610.b\B64487.D
Lims ID: CCVIS Lab Sample ID: LCS 460-201223/3-A
Client ID:
Sample Type: CCVIS
Inject. Date: 07-Jan-2014 07:33:30 ALS Bottle#: 1 Worklist Smp#: 2
Purge Vol: 5.000 mL Dil. Factor: 1.0000
Sample Info: CCVIS
Misc. Info.: 460-0008610-002
Operator ID: Instrument ID: CVOAMS2
Sublist: chrom-8260W_2*sub19

Method: \\EDICHROM\ChromData\CVOAMS2\20140107-8610.b\8260W_2.m
Limit Group: VOA - 8260B Water and Solid
Last Update: 07-Jan-2014 18:11:43 Calib Date: 13-Dec-2013 14:51:30
Integrator: RTE ID Type: Deconvolution ID
Quant Method: Internal Standard Quant By: Initial Calibration
Last ICal File: \\EDICHROM\ChromData\CVOAMS2\20131213-7772.b\B63528.D

Column 1 : Rtx-624 (0.25 mm) Detector MS SCAN
Process Host: XAWRK016

First Level Reviewer: patelv1 Date: 07-Jan-2014 18:11:43

Compound	Sig	RT (min.)	Exp RT (min.)	Dlt RT (min.)	Q	Response	On-Col Amt ug/l	Flags
2 Dichlorodifluoromethane	85	1.126	1.126	0.0	88	122800	20.4	
3 Chloromethane	50	1.242	1.242	0.0	88	95525	22.8	
5 Butadiene	54	1.340	1.340	0.0	92	75197	22.3	
4 Vinyl chloride	62	1.340	1.340	0.0	82	94494	23.6	
7 Bromomethane	94	1.587	1.587	0.0	99	47257	28.8	
8 Chloroethane	64	1.661	1.661	0.0	97	44321	27.3	
10 Dichlorofluoromethane	67	1.851	1.851	0.0	90	137131	24.3	
9 Trichlorofluoromethane	101	1.859	1.859	0.0	55	101338	25.8	
19 Pentane	72	1.875	1.875	0.0	95	20609	63.0	
139 Ethanol	46	2.064	2.064	0.0	81	12018	1590.0	
11 Ethyl ether	59	2.073	2.073	0.0	91	52122	22.3	
13 2-Methyl-1,3-butadiene	67	2.081	2.081	0.0	98	91462	21.0	
15 Acrolein	56	2.237	2.237	0.0	92	13450	36.8	
16 1,1,2-Trichloro-1,2,2-trifluoroe	101	2.254	2.254	0.0	93	92849	22.6	
17 1,1-Dichloroethene	96	2.262	2.262	0.0	87	81671	20.9	
18 Acetone	43	2.369	2.369	0.0	77	126681	151.9	
20 Iodomethane	142	2.410	2.410	0.0	99	160127	21.2	
21 Carbon disulfide	76	2.435	2.435	0.0	99	203399	15.1	
135 Isopropyl alcohol	45	2.501	2.501	0.0	80	34794	226.9	
141 3-Chloro-1-propene	76	2.591	2.591	0.0	19	40019	18.6	
22 Cyclopentene	67	2.599	2.599	0.0	85	202917	20.3	
23 Methyl acetate	43	2.616	2.616	0.0	98	267557	97.5	
24 Acetonitrile	41	2.673	2.673	0.0	93	85416	251.7	
25 Methylene Chloride	84	2.731	2.731	0.0	84	92340	20.5	
* 26 TBA-d9 (IS)	65	2.772	2.772	0.0	87	294303	1000.0	
27 2-Methyl-2-propanol	59	2.846	2.846	0.0	92	68039	185.1	
28 Methyl tert-butyl ether	73	2.912	2.912	0.0	95	209514	17.4	
29 trans-1,2-Dichloroethene	96	2.929	2.929	0.0	88	85709	20.4	
31 Acrylonitrile	53	3.011	3.011	0.0	91	262793	190.8	
32 Hexane	43	3.101	3.101	0.0	88	47490	18.2	

Compound	Sig	RT (min.)	Exp RT (min.)	Dlt RT (min.)	Q	Response	On-Col Amt ug/l	Flags
136 Allyl alcohol	57	3.101	3.101	0.0	73	73002	0	
33 Isopropyl ether	45	3.357	3.357	0.0	90	202098	15.8	
34 1,1-Dichloroethane	63	3.357	3.357	0.0	92	156331	19.4	
35 Vinyl acetate	43	3.398	3.398	0.0	99	366423	37.0	
36 2-Chloro-1,3-butadiene	88	3.406	3.406	0.0	91	72368	18.7	
37 Tert-butyl ethyl ether	59	3.710	3.710	0.0	88	201293	15.6	
38 2,2-Dichloropropane	77	3.916	3.916	0.0	90	125619	19.2	
39 cis-1,2-Dichloroethene	96	3.941	3.941	0.0	87	90036	19.0	
40 2-Butanone (MEK)	72	3.982	3.982	0.0	92	36236	107.1	
41 Ethyl acetate	70	3.998	3.998	0.0	96	14075	39.1	
42 Methyl acrylate	55	4.048	4.048	0.0	91	54991	16.3	
43 Propionitrile	54	4.122	4.122	0.0	94	99934	209.0	
44 Tetrahydrofuran	42	4.188	4.188	0.0	55	50426	52.2	
45 Chlorobromomethane	128	4.196	4.196	0.0	79	50687	20.3	
46 Methacrylonitrile	67	4.237	4.237	0.0	92	309883	193.3	
47 Chloroform	83	4.278	4.278	0.0	86	172320	20.9	
48 Cyclohexane	56	4.394	4.394	0.0	89	117979	18.6	
49 1,1,1-Trichloroethane	97	4.418	4.418	0.0	91	138161	20.6	
$ 57 Dibromofluoromethane (Surr)	113	4.459	4.459	0.0	96	241218	51.4	
50 Carbon tetrachloride	117	4.558	4.558	0.0	89	115961	21.4	
51 1,1-Dichloropropene	75	4.599	4.599	0.0	94	105067	18.1	
52 Benzene	78	4.821	4.821	0.0	98	307704	19.4	
138 Isobutyl alcohol	43	4.830	4.830	0.0	88	48947	443.0	
$ 53 1,2-Dichloroethane-d4 (Surr)	65	4.854	4.854	0.0	95	317730	54.4	
140 Tert-amyl methyl ether	73	4.937	4.937	0.0	90	194409	16.0	
54 1,2-Dichloroethane	62	4.937	4.937	0.0	93	146612	21.3	
55 Isopropyl acetate	43	4.953	4.953	0.0	97	183488	15.7	
56 n-Heptane	57	5.052	5.052	0.0	85	30674	17.3	
* 58 Fluorobenzene	96	5.175	5.175	0.0	98	751997	50.0	
59 2,4,4-Trimethyl-1-pentene	57	5.455	5.455	0.0	88	231696	32.8	
60 Trichloroethene	95	5.603	5.603	0.0	93	87796	18.7	
61 n-Butanol	56	5.636	5.636	0.0	92	26961	398.6	
62 Methylcyclohexane	83	5.743	5.743	0.0	92	105614	18.5	
63 Ethyl acrylate	55	5.809	5.809	0.0	93	72821	14.2	
64 1,2-Dichloropropane	63	5.949	5.949	0.0	81	76737	17.6	
* 65 1,4-Dioxane-d8	96	6.039	6.039	0.0	82	33828	1000.0	
67 1,4-Dioxane	88	6.105	6.105	0.0	32	15972	371.4	
66 Methyl methacrylate	100	6.105	6.105	0.0	88	35500	31.4	
68 Dibromomethane	93	6.105	6.105	0.0	65	63028	19.7	
69 n-Propyl acetate	43	6.188	6.188	0.0	97	79757	14.8	
70 Dichlorobromomethane	83	6.311	6.311	0.0	96	104391	18.0	
71 2-Nitropropane	41	6.731	6.731	0.0	98	30431	24.0	
72 2-Chloroethyl vinyl ether	63	6.772	6.772	0.0	92	36511	13.2	
73 Epichlorohydrin	57	6.862	6.862	0.0	97	129160	0	
74 cis-1,3-Dichloropropene	75	6.920	6.920	0.0	90	121627	18.5	
75 4-Methyl-2-pentanone (MIBK)	43	7.126	7.126	0.0	96	345679	82.3	
$ 76 Toluene-d8 (Surr)	98	7.175	7.175	0.0	98	834740	49.7	
77 Toluene	91	7.257	7.257	0.0	93	342417	19.5	
78 trans-1,3-Dichloropropene	75	7.628	7.628	0.0	96	95223	16.4	
79 Ethyl methacrylate	69	7.685	7.685	0.0	89	75005	14.2	
80 1,1,2-Trichloroethane	83	7.817	7.817	0.0	88	66623	18.7	
81 Tetrachloroethene	166	7.842	7.842	0.0	88	92882	20.4	

Compound	Sig	RT (min.)	Exp RT (min.)	Dlt RT (min.)	Q	Response	On-Col Amt ug/l	Flags
82 1,3-Dichloropropane	76	7.998	7.998	0.0	94	130869	18.4	
83 2-Hexanone	43	8.080	8.080	0.0	97	230378	81.7	
85 n-Butyl acetate	73	8.196	8.196	0.0	97	16041	14.0	
84 Chlorodibromomethane	129	8.196	8.196	0.0	83	72791	13.9	
86 Ethylene Dibromide	107	8.311	8.311	0.0	99	83771	18.4	
* 87 Chlorobenzene-d5	117	8.747	8.747	0.0	87	675098	50.0	
88 Chlorobenzene	112	8.772	8.772	0.0	92	264265	19.6	
89 Ethylbenzene	106	8.862	8.862	0.0	99	114652	17.0	
90 1,1,1,2-Tetrachloroethane	131	8.870	8.870	0.0	85	80665	17.7	
91 m-Xylene & p-Xylene	106	8.977	8.977	0.0	98	141444	16.6	
92 o-Xylene	106	9.348	9.348	0.0	93	143994	16.8	
137 n-Butyl acrylate	73	9.348	9.348	0.0	56	47536	11.7	
93 Styrene	104	9.372	9.372	0.0	94	235541	16.5	
94 Amyl acetate (mixed isomers)	43	9.545	9.545	0.0	93	117185	10.1	
95 Bromoform	173	9.554	9.554	0.0	93	34529	11.2	
96 Isopropylbenzene	105	9.669	9.669	0.0	96	403606	17.9	
$ 97 4-Bromofluorobenzene	174	9.842	9.842	0.0	85	281023	47.8	
98 Camphene	41	9.858	9.858	0.0	95	31954	19.7	
99 Bromobenzene	156	9.957	9.957	0.0	97	116998	17.3	
100 1,1,2,2-Tetrachloroethane	83	9.998	9.998	0.0	89	126671	17.6	
101 N-Propylbenzene	91	10.023	10.023	0.0	98	531473	18.2	
102 1,2,3-Trichloropropane	110	10.039	10.039	0.0	86	40655	18.7	
103 trans-1,4-Dichloro-2-butene	53	10.056	10.056	0.0	51	31110	16.0	
104 2-Chlorotoluene	91	10.113	10.113	0.0	96	411276	19.2	
105 4-Ethyltoluene	105	10.121	10.121	0.0	98	485899	19.3	
106 1,3,5-Trimethylbenzene	105	10.179	10.179	0.0	93	398640	18.5	
107 4-Chlorotoluene	91	10.212	10.212	0.0	98	377693	19.3	
108 Butyl Methacrylate	87	10.261	10.261	0.0	97	108161	12.5	
109 tert-Butylbenzene	119	10.434	10.434	0.0	89	304412	17.7	
110 1,2,4-Trimethylbenzene	105	10.492	10.492	0.0	98	416942	18.6	
111 sec-Butylbenzene	105	10.615	10.615	0.0	98	430848	18.1	
113 1,3-Dichlorobenzene	146	10.739	10.739	0.0	93	240711	19.9	
112 4-Isopropyltoluene	119	10.739	10.739	0.0	94	379739	18.1	
* 115 1,4-Dichlorobenzene-d4	152	10.796	10.796	0.0	98	425693	50.0	
116 1,4-Dichlorobenzene	146	10.821	10.821	0.0	92	244297	19.2	
118 Benzyl chloride	91	10.936	10.936	0.0	97	165680	11.6	
119 2,3-Dihydroindene	117	10.994	10.994	0.0	90	447248	18.4	
120 p-Diethylbenzene	119	11.043	11.043	0.0	75	242578	19.5	
121 n-Butylbenzene	91	11.060	11.060	0.0	96	449459	19.9	
122 1,2-Dichlorobenzene	146	11.117	11.117	0.0	93	241174	19.1	
123 1,2,4,5-Tetramethylbenzene	119	11.652	11.652	0.0	96	322900	16.0	
124 1,2-Dibromo-3-Chloropropane	75	11.743	11.743	0.0	87	17781	14.9	
125 1,3,5-Trichlorobenzene	180	11.858	11.858	0.0	95	146036	18.5	
126 Camphor	95	12.278	12.278	0.0	94	41174	54.3	
127 1,2,4-Trichlorobenzene	180	12.352	12.352	0.0	92	136061	18.5	
128 Hexachlorobutadiene	225	12.442	12.442	0.0	88	44623	19.1	
130 Naphthalene	128	12.566	12.566	0.0	99	328033	17.1	
131 1,2,3-Trichlorobenzene	180	12.771	12.771	0.0	93	119084	19.1	
S 133 1,2-Dichloroethene, Total	100				0		39.4	
S 134 Xylenes, Total	100				0		33.4	
S 147 Total BTEX	1				0		89.3	

Report Date: 07-Jan-2014 18:11:43 Chrom Revision: 2.1 15-Oct-2013 07:52:24

TestAmerica Edison

Data File: \\EDICHROM\ChromData\CVOAMS2\20140107-8610.b\B64487.D

Injection Date:	07-Jan-2014 07:33:30	Instrument ID:	CVOAMS2	Operator ID:	
Lims ID:	CCVIS	Lab Sample ID:	LCS 460-201223/3-A	Worklist Smp#:	2
Client ID:					
Purge Vol:	5.000 mL	Dil. Factor:	1.0000	ALS Bottle#:	1
Method:	8260W_2	Limit Group:	VOA - 8260B Water and Solid		

Column: Rtx-624 (0.25 mm)

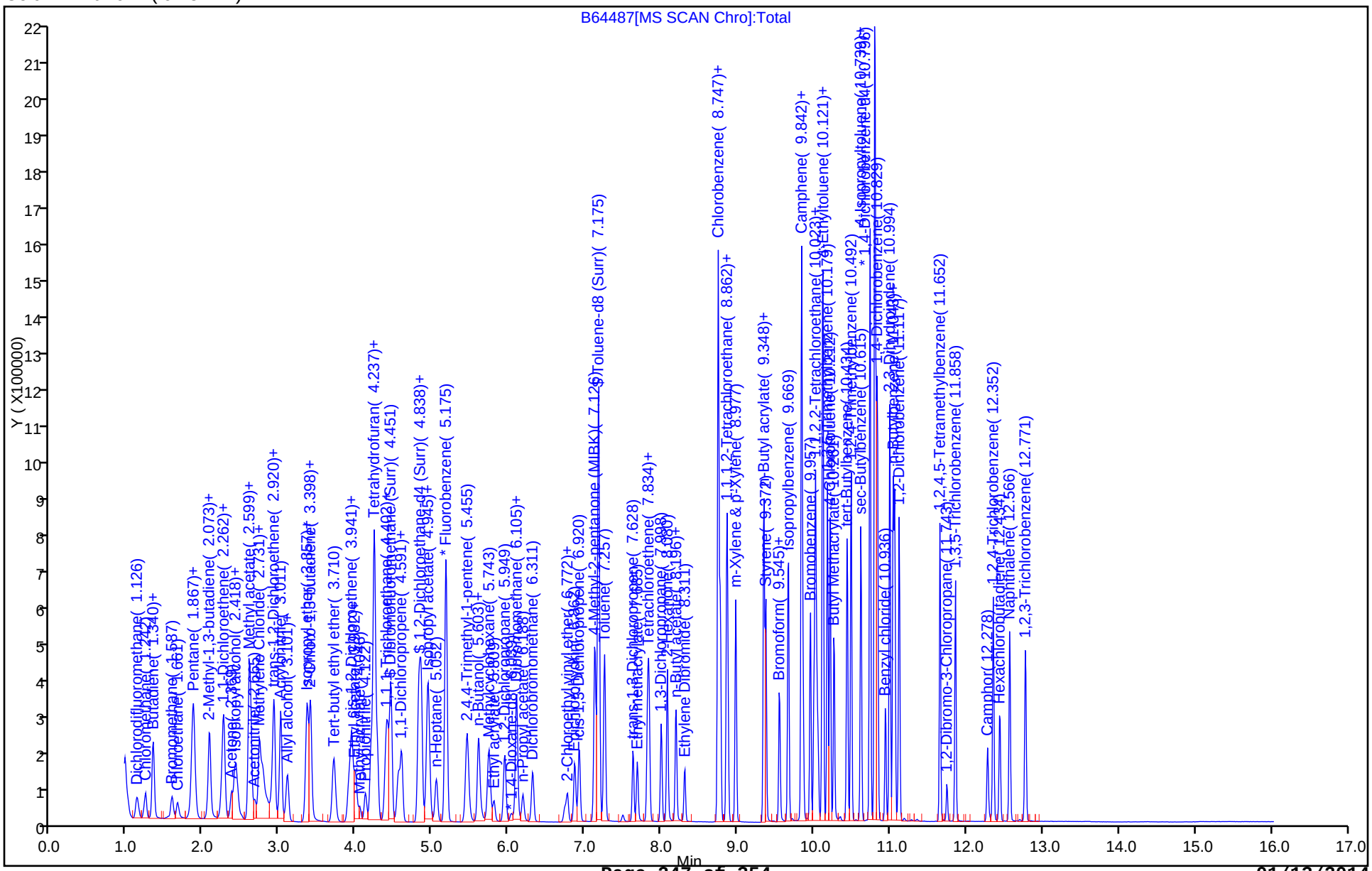

FORM VII
GC/MS VOA CONTINUING CALIBRATION DATA

Lab Name: TestAmerica Edison Job No.: 460-69122-1

SDG No.:

Lab Sample ID: CCVIS 460-201600/2 Calibration Date: 01/08/2014 08:21

Instrument ID: CVOAMS2 Calib Start Date: 12/13/2013 09:51

GC Column: Rtx-624 ID: 0.25(mm) Calib End Date: 12/13/2013 14:51

Lab File ID: B64515.D Conc. Units: ug/L Heated Purge: (Y/N) N

ANALYTE	CURVE TYPE	AVE RRF	RRF	MIN RRF	CALC AMOUNT	SPIKE AMOUNT	%D	MAX %D
Dichlorodifluoromethane	Ave	0.4011	0.4113		20.5	20.0	2.6	50.0
Chloromethane	Ave	0.2790	0.3337	0.1000	23.9	20.0	19.6	50.0
Butadiene	Ave	0.2237	0.2591		23.2	20.0	15.8	50.0
Vinyl chloride	Ave	0.2658	0.3329		25.1	20.0	25.3*	20.0
Bromomethane	QuaF		0.1527		28.0	20.0	40.1	50.0
Chloroethane	QuaF		0.1604		29.7	20.0	48.5	50.0
Dichlorofluoromethane	Ave	0.3757	0.4786		25.5	20.0	27.4	50.0
Trichlorofluoromethane	Ave	0.2614	0.3501		26.8	20.0	33.9	50.0
n-Pentane	Ave	0.0217	0.0350		64.3	40.0	60.8*	50.0
Ethanol	QuaF		0.0473		1840	1000	83.8*	50.0
Ethyl ether	QuaF		0.1648		21.2	20.0	5.9	50.0
Isopropene	Ave	0.2892	0.3026		20.9	20.0	4.6	50.0
Acrolein	QuaF		1.210		38.9	40.0	-2.7	50.0
Freon TF	Ave	0.2735	0.3154		23.1	20.0	15.3	50.0
1,1-Dichloroethene	Ave	0.2592	0.2650		20.4	20.0	2.2	20.0
Acetone	QuaF		3.816		135	100	34.6	50.0
Iodomethane	Ave	0.5025	0.5263		20.9	20.0	4.7	50.0
Carbon disulfide	QuaF		0.7155		16.0	20.0	-20.2	50.0
Isopropanol	QuaF		0.5636		216	200	8.2	50.0
Allyl chloride	Ave	0.1429	0.1240		17.4	20.0	-13.2	50.0
Cyclopentene	Ave	0.6646	0.6473		19.5	20.0	-2.6	50.0
Methyl acetate	Ave	0.1824	0.1434		78.6	100	-21.4	50.0
Acetonitrile	QuaF		0.0252		224	200	11.8	50.0
Methylene Chloride	Ave	0.2996	0.3108		20.7	20.0	3.7	50.0
TBA	Ave	1.249	1.180		189	200	-5.6	50.0
MTBE	Ave	0.8003	0.6406		16.0	20.0	-20.0	50.0
trans-1,2-Dichloroethene	Ave	0.2787	0.2950		21.2	20.0	5.9	50.0
Acrylonitrile	Ave	0.0916	0.0712		156	200	-22.2	50.0
Hexane	QuaF		0.1613		18.6	20.0	-7.1	50.0
DIPE	Ave	0.8501	0.6714		15.8	20.0	-21.0	50.0
1,1-Dichloroethane	Ave	0.5362	0.5399	0.1000	20.1	20.0	0.7	50.0
Vinyl acetate	Ave	0.6578	0.5568		33.9	40.0	-15.4	50.0
2-Chloro-1,3-butadiene	Ave	0.2578	0.2323		18.0	20.0	-9.9	50.0
Tert-butyl ethyl ether	Ave	0.8604	0.6389		14.9	20.0	-25.7	50.0
2,2-Dichloropropane	Ave	0.4358	0.4221		19.4	20.0	-3.1	50.0
cis-1,2-Dichloroethene	Ave	0.3159	0.3016		19.1	20.0	-4.5	50.0
2-Butanone	Ave	1.150	1.236		108	100	7.5	50.0
Ethyl acetate	Ave	1.224	1.266		41.4	40.0	3.4	50.0
Methyl acrylate	Ave	0.2239	0.1444		12.9	20.0	-35.5	50.0
Propionitrile	Ave	1.625	1.641		202	200	1.0	50.0
Bromochloromethane	Ave	0.1656	0.1642		19.8	20.0	-0.8	50.0

FORM VII
GC/MS VOA CONTINUING CALIBRATION DATA

Lab Name: TestAmerica Edison Job No.: 460-69122-1

SDG No.:

Lab Sample ID: CCVIS 460-201600/2 Calibration Date: 01/08/2014 08:21

Instrument ID: CVOAMS2 Calib Start Date: 12/13/2013 09:51

GC Column: Rtx-624 ID: 0.25(mm) Calib End Date: 12/13/2013 14:51

Lab File ID: B64515.D Conc. Units: ug/L Heated Purge: (Y/N) N

ANALYTE	CURVE TYPE	AVE RRF	RRF	MIN RRF	CALC AMOUNT	SPIKE AMOUNT	%D	MAX %D
Tetrahydrofuran	QuaF		2.950		35.9	40.0	-10.3	50.0
Methacrylonitrile	Ave	0.1066	0.0843		158	200	-20.9	50.0
Chloroform	Ave	0.5491	0.5808		21.2	20.0	5.8	20.0
Cyclohexane	Ave	0.4219	0.3904		18.5	20.0	-7.5	50.0
1,1,1-Trichloroethane	Ave	0.4460	0.4738		21.2	20.0	6.2	50.0
Carbon tetrachloride	Ave	0.3601	0.4054		22.5	20.0	12.6	50.0
1,1-Dichloropropene	Ave	0.3870	0.3804		19.7	20.0	-1.7	50.0
Benzene	Ave	1.176	1.191		20.3	20.0	1.3	50.0
Isobutyl alcohol	Ave	0.3754	0.3354		447	500	-10.6	50.0
1,2-Dichloroethane	Ave	0.4575	0.4674		20.4	20.0	2.2	50.0
Tert-amyl methyl ether	Ave	0.8082	0.6008		14.9	20.0	-25.7	50.0
Isopropyl acetate	Ave	0.7787	0.5265		13.5	20.0	-32.4	50.0
n-Heptane	QuaF		0.0977		16.5	20.0	-17.3	50.0
2,4,4-Trimethyl-1-pentene	Ave	0.4700	0.3825		32.6	40.0	-18.6	50.0
Trichloroethene	Ave	0.3117	0.3068		19.7	20.0	-1.6	50.0
n-Butanol	Ave	0.2299	0.1834		399	500	-20.2	50.0
Methylcyclohexane	Ave	0.3798	0.3460		18.2	20.0	-8.9	50.0
Ethyl acrylate	Ave	0.3404	0.2129		12.5	20.0	-37.5	50.0
1,2-Dichloropropane	Ave	0.2896	0.2516		17.4	20.0	-13.1	20.0
Dibromomethane	Ave	0.2132	0.1962		18.4	20.0	-8.0	50.0
Methyl methacrylate	Ave	0.0751	0.0485		25.8	40.0	-35.4	50.0
1,4-Dioxane	QuaF		1.280		403	400	0.7	50.0
Propyl acetate	Ave	0.3572	0.2080		11.6	20.0	-41.8	50.0
Bromodichloromethane	Ave	0.3851	0.3459		18.0	20.0	-10.2	50.0
2-Nitropropane	QuaF		0.0390		18.5	40.0	-53.7*	50.0
2-Chloroethyl vinyl ether	Ave	0.1841	0.0988		10.7	20.0	-46.3	50.0
cis-1,3-Dichloropropene	Ave	0.4863	0.4542		18.7	20.0	-6.6	50.0
4-Methyl-2-pentanone	Ave	0.3109	0.2119		68.1	100	-31.9	50.0
Toluene	Ave	1.301	1.313		20.2	20.0	1.0	20.0
trans-1,3-Dichloropropene	Ave	0.4305	0.3755		17.4	20.0	-12.8	50.0
Ethyl methacrylate	Ave	0.3919	0.2506		12.8	20.0	-36.1	50.0
1,1,2-Trichloroethane	Ave	0.2633	0.2352		17.9	20.0	-10.7	50.0
Tetrachloroethene	Ave	0.3376	0.3528		20.9	20.0	4.5	50.0
1,3-Dichloropropane	Ave	0.5254	0.4523		17.2	20.0	-13.9	50.0
2-Hexanone	Ave	0.2090	0.1350		64.6	100	-35.4	50.0
Butyl acetate	QuaF		0.0525		12.4	20.0	-38.0	50.0
Dibromochloromethane	QuaF		0.2664		13.7	20.0	-31.4	50.0
1,2-Dibromoethane	Ave	0.3366	0.2811		16.7	20.0	-16.5	50.0
Chlorobenzene	Ave	1.000	1.007	0.3000	20.1	20.0	0.7	50.0
Ethylbenzene	Ave	0.5005	0.4858		19.4	20.0	-2.9	20.0
1,1,1,2-Tetrachloroethane	Ave	0.3379	0.3476		20.6	20.0	2.9	50.0

FORM VII
GC/MS VOA CONTINUING CALIBRATION DATA

Lab Name: TestAmerica Edison Job No.: 460-69122-1

SDG No.:

Lab Sample ID: CCVIS 460-201600/2 Calibration Date: 01/08/2014 08:21

Instrument ID: CVOAMS2 Calib Start Date: 12/13/2013 09:51

GC Column: Rtx-624 ID: 0.25(mm) Calib End Date: 12/13/2013 14:51

Lab File ID: B64515.D Conc. Units: ug/L Heated Purge: (Y/N) N

ANALYTE	CURVE TYPE	AVE RRF	RRF	MIN RRF	CALC AMOUNT	SPIKE AMOUNT	%D	MAX %D
m&p-Xylene	Ave	0.6295	0.6049		19.2	20.0	-3.9	50.0
Butyl acrylate	QuaF		0.1800		12.0	20.0	-40.2	50.0
o-Xylene	Ave	0.6356	0.6276		19.7	20.0	-1.3	50.0
Styrene	Ave	1.057	1.002		19.0	20.0	-5.2	50.0
Amly acetate	QuaF		0.7107		10.4	20.0	-47.8	50.0
Bromoform	QuaF		0.1348	0.1000	11.9	20.0	-40.7	50.0
Isopropylbenzene	Ave	1.672	1.722		20.6	20.0	3.0	50.0
Camphene, Total	Ave	0.1203	0.1151		19.1	20.0	-4.3	50.0
Monobromobenzene	Ave	0.7941	0.6957		17.5	20.0	-12.4	50.0
1,1,2,2-Tetrachloroethane	Ave	0.8433	0.6487	0.3000	15.4	20.0	-23.1	50.0
N-Propylbenzene	Ave	3.427	3.151		18.4	20.0	-8.0	50.0
1,2,3-Trichloropropane	Ave	0.2558	0.2069		16.2	20.0	-19.1	50.0
trans-1,4-Dichloro-2-butene	Ave	0.2283	0.1570		13.8	20.0	-31.2	50.0
2-Chlorotoluene	Ave	2.515	2.467		19.6	20.0	-1.9	50.0
p-Ethyltoluene	Ave	2.961	2.837		19.2	20.0	-4.2	50.0
1,3,5-Trimethylbenzene	Ave	2.532	2.375		18.8	20.0	-6.2	50.0
4-Chlorotoluene	Ave	2.296	2.210		19.2	20.0	-3.8	50.0
Butyl Methacrylate	QuaF		0.6088		12.0	20.0	-40.0	50.0
tert-Butylbenzene	Ave	2.015	1.776		17.6	20.0	-11.9	50.0
1,2,4-Trimethylbenzene	Ave	2.628	2.446		18.6	20.0	-6.9	50.0
sec-Butylbenzene	Ave	2.792	2.571		18.4	20.0	-7.9	50.0
1,3-Dichlorobenzene	Ave	1.424	1.409		19.8	20.0	-1.0	50.0
p-Isopropyltoluene	Ave	2.463	2.194		17.8	20.0	-10.9	50.0
1,4-Dichlorobenzene	Ave	1.496	1.456		19.5	20.0	-2.7	50.0
Benzyl chloride	QuaF		0.8479		10.1	20.0	-49.5	50.0
Indan	Ave	2.861	2.495		17.4	20.0	-12.8	50.0
1,4-Diethylbenzene	Ave	1.462	1.413		19.3	20.0	-3.4	50.0
n-Butylbenzene	Ave	2.653	2.650		20.0	20.0	-0.1	50.0
1,2-Dichlorobenzene	Ave	1.484	1.390		18.7	20.0	-6.4	50.0
1,2,4,5-Tetramethylbenzene	Ave	2.364	1.559		13.2	20.0	-34.1	50.0
1,2-Dibromo-3-Chloropropane	Ave	0.1403	0.0777		11.1	20.0	-44.6	50.0
1,3,5-Trichlorobenzene	Ave	0.9277	0.7557		16.3	20.0	-18.5	50.0
Camphor	QuaF		0.0333		37.4	100	-62.6*	50.0
1,2,4-Trichlorobenzene	Ave	0.8628	0.6817		15.8	20.0	-21.0	50.0
Hexachlorobutadiene	QuaF		0.2401		17.5	20.0	-12.6	50.0
Naphthalene	Ave	2.257	1.511		13.4	20.0	-33.1	50.0
1,2,3-Trichlorobenzene	Ave	0.7340	0.5946		16.2	20.0	-19.0	50.0
Dibromofluoromethane (Surr)	Ave	0.3119	0.3246		52.0	50.0	4.1	50.0
1,2-Dichloroethane-d4 (Surr)	Ave	0.3881	0.4003		51.6	50.0	3.1	50.0
Toluene-d8 (Surr)	Ave	1.243	1.265		50.9	50.0	1.8	50.0
Bromofluorobenzene	Ave	0.4354	0.4246		48.8	50.0	-2.5	50.0

TestAmerica Edison
Target Compound Quantitation Report

Data File: \\EDICHROM\ChromData\CVOAMS2\20140108-8646.b\B64515.D
Lims ID: CCVIS Lab Sample ID: LCS 460-201585/4-A
Client ID:
Sample Type: CCVIS
Inject. Date: 08-Jan-2014 08:21:30 ALS Bottle#: 1 Worklist Smp#: 2
Purge Vol: 5.000 mL Dil. Factor: 1.0000
Sample Info: CCVIS
Misc. Info.: 460-0008646-002
Operator ID: Instrument ID: CVOAMS2
Sublist: chrom-8260W_2*sub19

Method: \\EDICHROM\ChromData\CVOAMS2\20140108-8646.b\8260W_2.m
Limit Group: VOA - 8260B Water and Solid
Last Update: 08-Jan-2014 10:13:04 Calib Date: 13-Dec-2013 14:51:30
Integrator: RTE ID Type: Deconvolution ID
Quant Method: Internal Standard Quant By: Initial Calibration
Last ICal File: \\EDICHROM\ChromData\CVOAMS2\20131213-7772.b\B63528.D

Column 1 : Rtx-624 (0.25 mm) Detector MS SCAN
Process Host: XAWRK002

First Level Reviewer: moroneyc Date: 08-Jan-2014 08:45:06

Compound	Sig	RT (min.)	Exp RT (min.)	Dlt RT (min.)	Q	Response	On-Col Amt ug/l	Flags
2 Dichlorodifluoromethane	85	1.126	1.126	0.0	89	120023	20.5	
3 Chloromethane	50	1.233	1.233	0.0	88	97375	23.9	
5 Butadiene	54	1.332	1.332	0.0	90	75596	23.2	
4 Vinyl chloride	62	1.332	1.332	0.0	83	97143	25.1	
7 Bromomethane	94	1.579	1.579	0.0	97	44559	28.0	
8 Chloroethane	64	1.653	1.653	0.0	97	46787	29.7	
10 Dichlorofluoromethane	67	1.842	1.842	0.0	90	139653	25.5	
9 Trichlorofluoromethane	101	1.851	1.851	0.0	86	102149	26.8	
19 Pentane	72	1.867	1.867	0.0	94	20411	64.3	
139 Ethanol	46	2.056	2.056	0.0	82	10882	1837.5	
11 Ethyl ether	59	2.065	2.065	0.0	89	48088	21.2	
13 2-Methyl-1,3-butadiene	67	2.073	2.073	0.0	98	88302	20.9	
15 Acrolein	56	2.229	2.229	0.0	73	11126	38.9	
16 1,1,2-Trichloro-1,2,2-trifluoroe	101	2.246	2.246	0.0	93	92033	23.1	
17 1,1-Dichloroethene	96	2.254	2.254	0.0	88	77330	20.4	
18 Acetone	43	2.361	2.361	0.0	79	87732	134.6	
20 Iodomethane	142	2.402	2.402	0.0	99	153556	20.9	
21 Carbon disulfide	76	2.427	2.427	0.0	99	208767	16.0	
135 Isopropyl alcohol	45	2.484	2.484	0.0	89	25913	216.4	
141 3-Chloro-1-propene	76	2.583	2.583	0.0	16	36194	17.4	
22 Cyclopentene	67	2.591	2.591	0.0	84	188863	19.5	
23 Methyl acetate	43	2.608	2.608	0.0	98	209156	78.6	
24 Acetonitrile	41	2.665	2.665	0.0	95	73618	223.6	
25 Methylene Chloride	84	2.723	2.723	0.0	83	90694	20.7	
* 26 TBA-d9 (IS)	65	2.764	2.764	0.0	86	229878	1000.0	
27 2-Methyl-2-propanol	59	2.838	2.838	0.0	89	54241	188.9	
28 Methyl tert-butyl ether	73	2.904	2.904	0.0	95	186922	16.0	
29 trans-1,2-Dichloroethene	96	2.912	2.912	0.0	88	86079	21.2	
31 Acrylonitrile	53	3.003	3.003	0.0	92	207860	155.6	
32 Hexane	43	3.085	3.085	0.0	88	47068	18.6	

Compound	Sig	RT (min.)	Exp RT (min.)	Dlt RT (min.)	Q	Response	On-Col Amt ug/l	Flags
136 Allyl alcohol	57	3.085	3.085	0.0	79	72252	0	
33 Isopropyl ether	45	3.340	3.340	0.0	90	195896	15.8	
34 1,1-Dichloroethane	63	3.348	3.348	0.0	94	157527	20.1	
35 Vinyl acetate	43	3.381	3.381	0.0	99	324910	33.9	
36 2-Chloro-1,3-butadiene	88	3.390	3.390	0.0	91	67794	18.0	
37 Tert-butyl ethyl ether	59	3.694	3.694	0.0	88	186408	14.9	
38 2,2-Dichloropropane	77	3.900	3.900	0.0	91	123170	19.4	
39 cis-1,2-Dichloroethene	96	3.933	3.933	0.0	88	87989	19.1	
40 2-Butanone (MEK)	72	3.966	3.966	0.0	96	28423	107.5	
41 Ethyl acetate	70	3.990	3.990	0.0	93	11639	41.4	
42 Methyl acrylate	55	4.032	4.032	0.0	87	42132	12.9	
43 Propionitrile	54	4.106	4.106	0.0	94	75462	202.0	
44 Tetrahydrofuran	42	4.180	4.180	0.0	73	27125	35.9	
45 Chlorobromomethane	128	4.180	4.180	0.0	80	47923	19.8	
46 Methacrylonitrile	67	4.221	4.221	0.0	92	246082	158.3	
47 Chloroform	83	4.262	4.262	0.0	86	169476	21.2	
48 Cyclohexane	56	4.377	4.377	0.0	89	113917	18.5	
49 1,1,1-Trichloroethane	97	4.402	4.402	0.0	93	138247	21.2	
$ 57 Dibromofluoromethane (Surr)	113	4.443	4.443	0.0	96	236814	52.0	
50 Carbon tetrachloride	117	4.542	4.542	0.0	89	118285	22.5	
51 1,1-Dichloropropene	75	4.583	4.583	0.0	89	110991	19.7	
52 Benzene	78	4.805	4.805	0.0	98	302343	20.3	
138 Isobutyl alcohol	43	4.813	4.813	0.0	91	38554	446.8	
$ 53 1,2-Dichloroethane-d4 (Surr)	65	4.838	4.838	0.0	96	291978	51.6	
140 Tert-amyl methyl ether	73	4.920	4.920	0.0	90	175289	14.9	
54 1,2-Dichloroethane	62	4.920	4.920	0.0	93	136364	20.4	
55 Isopropyl acetate	43	4.937	4.937	0.0	98	153619	13.5	
56 n-Heptane	57	5.036	5.036	0.0	86	28516	16.5	
* 58 Fluorobenzene	96	5.159	5.159	0.0	98	729459	50.0	
59 2,4,4-Trimethyl-1-pentene	57	5.439	5.439	0.0	87	223227	32.6	
60 Trichloroethene	95	5.587	5.587	0.0	94	89515	19.7	
61 n-Butanol	56	5.612	5.612	0.0	93	21083	399.0	
62 Methylcyclohexane	83	5.727	5.727	0.0	92	100969	18.2	
63 Ethyl acrylate	55	5.793	5.793	0.0	94	62132	12.5	
64 1,2-Dichloropropane	63	5.933	5.933	0.0	81	73413	17.4	
* 65 1,4-Dioxane-d8	96	6.015	6.015	0.0	74	23738	1000.0	
68 Dibromomethane	93	6.081	6.081	0.0	71	57233	18.4	
66 Methyl methacrylate	100	6.081	6.081	0.0	87	28291	25.8	
67 1,4-Dioxane	88	6.089	6.089	0.0	33	12155	402.7	
69 n-Propyl acetate	43	6.171	6.171	0.0	98	60697	11.6	
70 Dichlorobromomethane	83	6.295	6.295	0.0	96	100937	18.0	
71 2-Nitropropane	41	6.714	6.714	0.0	94	22743	18.5	
72 2-Chloroethyl vinyl ether	63	6.756	6.756	0.0	90	28831	10.7	
73 Epichlorohydrin	57	6.846	6.846	0.0	97	94472	0	
74 cis-1,3-Dichloropropene	75	6.904	6.904	0.0	92	115326	18.7	
75 4-Methyl-2-pentanone (MIBK)	43	7.109	7.109	0.0	96	268929	68.1	
$ 76 Toluene-d8 (Surr)	98	7.159	7.159	0.0	99	802988	50.9	
77 Toluene	91	7.241	7.241	0.0	94	333403	20.2	
78 trans-1,3-Dichloropropene	75	7.611	7.611	0.0	94	95325	17.4	
79 Ethyl methacrylate	69	7.669	7.669	0.0	89	63626	12.8	
80 1,1,2-Trichloroethane	83	7.809	7.809	0.0	89	59716	17.9	
81 Tetrachloroethene	166	7.825	7.825	0.0	86	89573	20.9	

Compound	Sig	RT (min.)	Exp RT (min.)	Dlt RT (min.)	Q	Response	On-Col Amt ug/l	Flags
82 1,3-Dichloropropane	76	7.982	7.982	0.0	94	114832	17.2	
83 2-Hexanone	43	8.064	8.064	0.0	97	171385	64.6	
85 n-Butyl acetate	73	8.179	8.179	0.0	97	13322	12.4	
84 Chlorodibromomethane	129	8.179	8.179	0.0	88	67625	13.7	
86 Ethylene Dibromide	107	8.295	8.295	0.0	98	71360	16.7	
* 87 Chlorobenzene-d5	117	8.731	8.731	0.0	88	634729	50.0	
88 Chlorobenzene	112	8.764	8.764	0.0	93	255702	20.1	
89 Ethylbenzene	106	8.846	8.846	0.0	99	123347	19.4	
90 1,1,1,2-Tetrachloroethane	131	8.854	8.854	0.0	85	88262	20.6	
91 m-Xylene & p-Xylene	106	8.961	8.961	0.0	98	153574	19.2	
92 o-Xylene	106	9.331	9.331	0.0	92	159352	19.7	
137 n-Butyl acrylate	73	9.331	9.331	0.0	51	45703	12.0	
93 Styrene	104	9.356	9.356	0.0	93	254471	19.0	
94 Amyl acetate (mixed isomers)	43	9.537	9.537	0.0	93	114954	10.4	
95 Bromoform	173	9.545	9.545	0.0	94	34218	11.9	
96 Isopropylbenzene	105	9.652	9.652	0.0	96	437272	20.6	
$ 97 4-Bromofluorobenzene	174	9.825	9.825	0.0	83	269530	48.8	
98 Camphene	41	9.842	9.842	0.0	92	29220	19.1	
99 Bromobenzene	156	9.940	9.940	0.0	96	112532	17.5	
100 1,1,2,2-Tetrachloroethane	83	9.990	9.990	0.0	90	104925	15.4	
101 N-Propylbenzene	91	10.006	10.006	0.0	98	509773	18.4	
102 1,2,3-Trichloropropane	110	10.031	10.031	0.0	83	33474	16.2	
103 trans-1,4-Dichloro-2-butene	53	10.047	10.047	0.0	53	25391	13.8	
104 2-Chlorotoluene	91	10.105	10.105	0.0	96	399129	19.6	
105 4-Ethyltoluene	105	10.105	10.105	0.0	88	458875	19.2	
106 1,3,5-Trimethylbenzene	105	10.163	10.163	0.0	93	384197	18.8	
107 4-Chlorotoluene	91	10.204	10.204	0.0	98	357414	19.2	
108 Butyl Methacrylate	87	10.253	10.253	0.0	98	98482	12.0	
109 tert-Butylbenzene	119	10.426	10.426	0.0	90	287256	17.6	
110 1,2,4-Trimethylbenzene	105	10.475	10.475	0.0	98	395687	18.6	
111 sec-Butylbenzene	105	10.607	10.607	0.0	98	415894	18.4	
112 4-Isopropyltoluene	119	10.722	10.722	0.0	93	354942	17.8	
113 1,3-Dichlorobenzene	146	10.722	10.722	0.0	93	227929	19.8	
* 115 1,4-Dichlorobenzene-d4	152	10.788	10.788	0.0	97	404396	50.0	
116 1,4-Dichlorobenzene	146	10.805	10.805	0.0	92	235468	19.5	
118 Benzyl chloride	91	10.928	10.928	0.0	97	137155	10.1	
119 2,3-Dihydroindene	117	10.986	10.986	0.0	90	403637	17.4	
120 p-Diethylbenzene	119	11.027	11.027	0.0	81	228519	19.3	
121 n-Butylbenzene	91	11.051	11.051	0.0	97	428655	20.0	
122 1,2-Dichlorobenzene	146	11.109	11.109	0.0	94	224765	18.7	
123 1,2,4,5-Tetramethylbenzene	119	11.644	11.644	0.0	96	252133	13.2	
124 1,2-Dibromo-3-Chloropropane	75	11.735	11.735	0.0	88	12575	11.1	
125 1,3,5-Trichlorobenzene	180	11.842	11.842	0.0	95	122248	16.3	
126 Camphor	95	12.261	12.261	0.0	93	26907	37.4	
127 1,2,4-Trichlorobenzene	180	12.335	12.335	0.0	90	110273	15.8	
128 Hexachlorobutadiene	225	12.426	12.426	0.0	89	38842	17.5	
130 Naphthalene	128	12.549	12.549	0.0	99	244424	13.4	
131 1,2,3-Trichlorobenzene	180	12.755	12.755	0.0	92	96186	16.2	
S 133 1,2-Dichloroethene, Total	100				0		40.3	
S 134 Xylenes, Total	100				0		39.0	
S 147 Total BTEX	1				0		98.8	

Report Date: 08-Jan-2014 10:13:05 Chrom Revision: 2.1 15-Oct-2013 07:52:24

TestAmerica Edison

Data File: \\EDICHROM\ChromData\CVOAMS2\20140108-8646.b\B64515.D

Injection Date:	08-Jan-2014 08:21:30	Instrument ID:	CVOAMS2	Operator ID:	
Lims ID:	CCVIS	Lab Sample ID:	LCS 460-201585/4-A	Worklist Smp#:	2
Client ID:					
Purge Vol:	5.000 mL	Dil. Factor:	1.0000	ALS Bottle#:	1
Method:	8260W_2	Limit Group:	VOA - 8260B Water and Solid		

Column: Rtx-624 (0.25 mm)

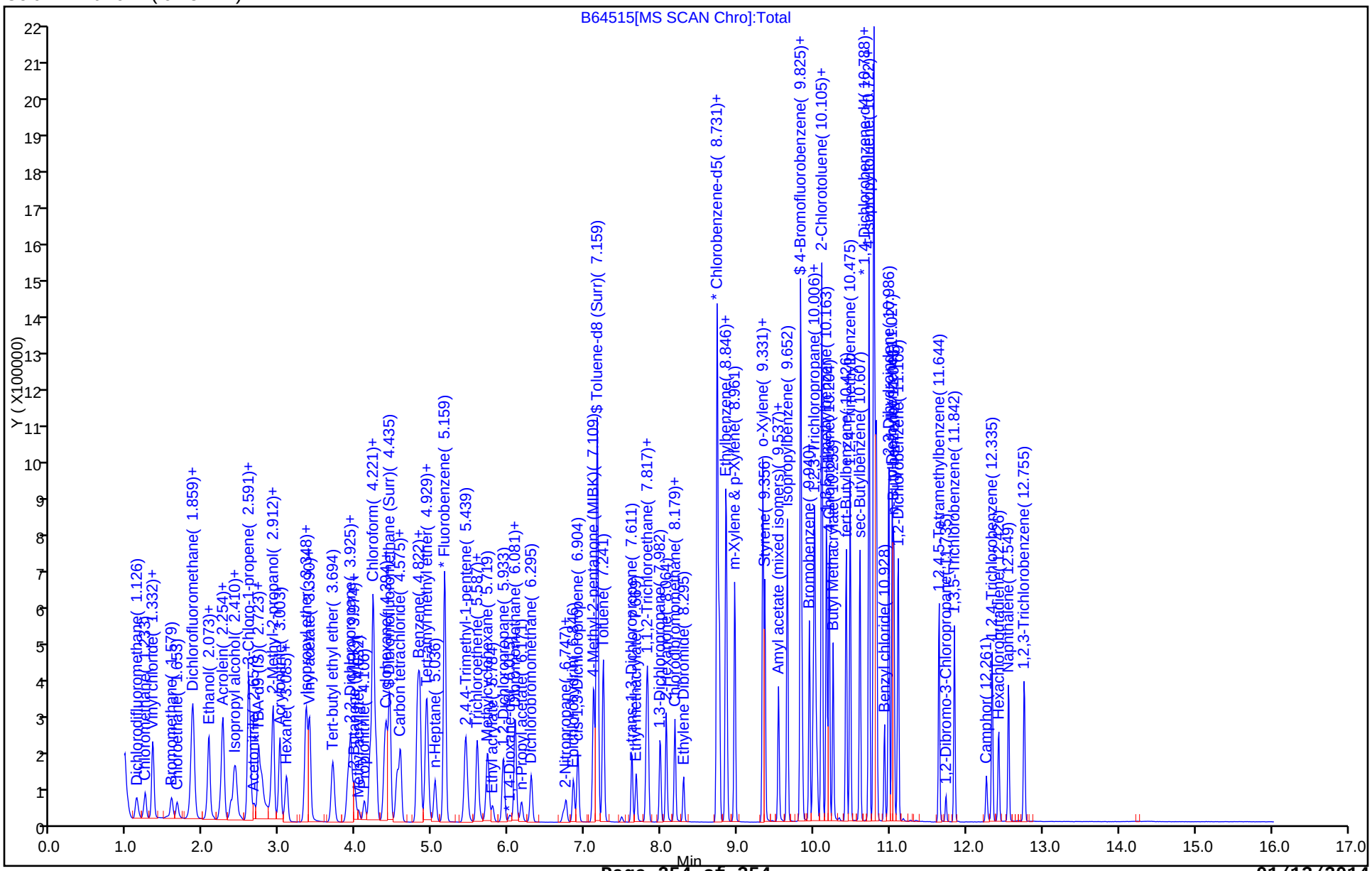

FORM VII
GC/MS VOA CONTINUING CALIBRATION DATA

Lab Name: TestAmerica Edison Job No.: 460-69122-1

SDG No.:

Lab Sample ID: CCVIS 460-201764/4 Calibration Date: 01/09/2014 07:53

Instrument ID: CVOAMS2 Calib Start Date: 12/13/2013 09:51

GC Column: Rtx-624 ID: 0.25(mm) Calib End Date: 12/13/2013 14:51

Lab File ID: B64542.D Conc. Units: ug/L Heated Purge: (Y/N) N

ANALYTE	CURVE TYPE	AVE RRF	RRF	MIN RRF	CALC AMOUNT	SPIKE AMOUNT	%D	MAX %D
Dichlorodifluoromethane	Ave	0.4011	0.3976		19.8	20.0	-0.9	50.0
Chloromethane	Ave	0.2790	0.3173	0.1000	22.7	20.0	13.7	50.0
Butadiene	Ave	0.2237	0.2391		21.4	20.0	6.8	50.0
Vinyl chloride	Ave	0.2658	0.3117		23.5	20.0	17.3	20.0
Bromomethane	QuaF		0.1566		28.7	20.0	43.7	50.0
Chloroethane	QuaF		0.1624		30.1	20.0	50.4*	50.0
Dichlorofluoromethane	Ave	0.3757	0.4869		25.9	20.0	29.6	50.0
Trichlorofluoromethane	Ave	0.2614	0.3609		27.6	20.0	38.1	50.0
n-Pentane	Ave	0.0217	0.0339		62.4	40.0	55.9*	50.0
Ethanol	QuaF		0.0451		1750	1000	75.1*	50.0
Ethyl ether	QuaF		0.1596		20.5	20.0	2.5	50.0
Isopropene	Ave	0.2892	0.2882		19.9	20.0	-0.3	50.0
Acrolein	QuaF		0.7832		25.2	40.0	-37.1	50.0
Freon TF	Ave	0.2735	0.2647		19.4	20.0	-3.2	50.0
1,1-Dichloroethene	Ave	0.2592	0.2237		17.3	20.0	-13.7	20.0
Acetone	QuaF		4.067		143	100	43.5	50.0
Iodomethane	Ave	0.5025	0.5126		20.4	20.0	2.0	50.0
Carbon disulfide	QuaF		0.6313		14.1	20.0	-29.6	50.0
Isopropanol	QuaF		0.5475		210	200	5.1	50.0
Allyl chloride	Ave	0.1429	0.1155		16.2	20.0	-19.2	50.0
Cyclopentene	Ave	0.6646	0.6232		18.8	20.0	-6.2	50.0
Methyl acetate	Ave	0.1824	0.1463		80.2	100	-19.8	50.0
Acetonitrile	QuaF		0.0251		222	200	11.2	50.0
Methylene Chloride	Ave	0.2996	0.2971		19.8	20.0	-0.8	50.0
TBA	Ave	1.249	1.155		185	200	-7.6	50.0
MTBE	Ave	0.8003	0.6248		15.6	20.0	-21.9	50.0
trans-1,2-Dichloroethene	Ave	0.2787	0.2799		20.1	20.0	0.4	50.0
Acrylonitrile	Ave	0.0916	0.0690		151	200	-24.7	50.0
Hexane	QuaF		0.1420		16.3	20.0	-18.3	50.0
DIPE	Ave	0.8501	0.6450		15.2	20.0	-24.1	50.0
1,1-Dichloroethane	Ave	0.5362	0.5169	0.1000	19.3	20.0	-3.6	50.0
Vinyl acetate	Ave	0.6578	0.4868		29.6	40.0	-26.0	50.0
2-Chloro-1,3-butadiene	Ave	0.2578	0.2180		16.9	20.0	-15.5	50.0
Tert-butyl ethyl ether	Ave	0.8604	0.6168		14.3	20.0	-28.3	50.0
2,2-Dichloropropane	Ave	0.4358	0.3801		17.4	20.0	-12.8	50.0
cis-1,2-Dichloroethene	Ave	0.3159	0.2883		18.3	20.0	-8.7	50.0
2-Butanone	Ave	1.150	1.257		109	100	9.3	50.0
Ethyl acetate	Ave	1.224	1.241		40.5	40.0	1.4	50.0
Methyl acrylate	Ave	0.2239	0.1481		13.2	20.0	-33.9	50.0
Propionitrile	Ave	1.625	1.644		202	200	1.2	50.0
Bromochloromethane	Ave	0.1656	0.1601		19.3	20.0	-3.3	50.0

FORM VII
GC/MS VOA CONTINUING CALIBRATION DATA

Lab Name: TestAmerica Edison Job No.: 460-69122-1

SDG No.:

Lab Sample ID: CCVIS 460-201764/4 Calibration Date: 01/09/2014 07:53

Instrument ID: CVOAMS2 Calib Start Date: 12/13/2013 09:51

GC Column: Rtx-624 ID: 0.25(mm) Calib End Date: 12/13/2013 14:51

Lab File ID: B64542.D Conc. Units: ug/L Heated Purge: (Y/N) N

ANALYTE	CURVE TYPE	AVE RRF	RRF	MIN RRF	CALC AMOUNT	SPIKE AMOUNT	%D	MAX %D
Tetrahydrofuran	QuaF		3.035		36.9	40.0	-7.7	50.0
Chloroform	Ave	0.5491	0.5642		20.5	20.0	2.7	20.0
Cyclohexane	Ave	0.4219	0.3675		17.4	20.0	-12.9	50.0
Methacrylonitrile	Ave	0.1066	0.0062		11.6	200	-94.2*	50.0
1,1,1-Trichloroethane	Ave	0.4460	0.4504		20.2	20.0	1.0	50.0
Carbon tetrachloride	Ave	0.3601	0.3885		21.6	20.0	7.9	50.0
1,1-Dichloropropene	Ave	0.3870	0.3588		18.5	20.0	-7.3	50.0
Benzene	Ave	1.176	1.140		19.4	20.0	-3.0	50.0
Isobutyl alcohol	Ave	0.3754	0.3350		446	500	-10.8	50.0
1,2-Dichloroethane	Ave	0.4575	0.4636		20.3	20.0	1.3	50.0
Tert-amyl methyl ether	Ave	0.8082	0.5924		14.7	20.0	-26.7	50.0
Isopropyl acetate	Ave	0.7787	0.5292		13.6	20.0	-32.0	50.0
n-Heptane	QuaF		0.0870		14.7	20.0	-26.5	50.0
2,4,4-Trimethyl-1-pentene	Ave	0.4700	0.3478		29.6	40.0	-26.0	50.0
Trichloroethene	Ave	0.3117	0.2984		19.2	20.0	-4.2	50.0
n-Butanol	Ave	0.2299	0.1843		401	500	-19.8	50.0
Methylcyclohexane	Ave	0.3798	0.3138		16.5	20.0	-17.4	50.0
Ethyl acrylate	Ave	0.3404	0.1954		11.5	20.0	-42.6	50.0
1,2-Dichloropropane	Ave	0.2896	0.2439		16.8	20.0	-15.8	20.0
Dibromomethane	Ave	0.2132	0.1938		18.2	20.0	-9.1	50.0
Methyl methacrylate	Ave	0.0751	0.0485		25.8	40.0	-35.4	50.0
1,4-Dioxane	QuaF		1.343		422	400	5.6	50.0
Propyl acetate	Ave	0.3572	0.2130		11.9	20.0	-40.4	50.0
Bromodichloromethane	Ave	0.3851	0.3372		17.5	20.0	-12.4	50.0
2-Nitropropane	QuaF		0.0395		18.8	40.0	-53.1*	50.0
2-Chloroethyl vinyl ether	Ave	0.1841	0.0997		10.8	20.0	-45.8	50.0
cis-1,3-Dichloropropene	Ave	0.4863	0.4436		18.2	20.0	-8.8	50.0
4-Methyl-2-pentanone	Ave	0.3109	0.2099		67.5	100	-32.5	50.0
Toluene	Ave	1.301	1.260		19.4	20.0	-3.1	20.0
trans-1,3-Dichloropropene	Ave	0.4305	0.3678		17.1	20.0	-14.6	50.0
Ethyl methacrylate	Ave	0.3919	0.2464		12.6	20.0	-37.1	50.0
1,1,2-Trichloroethane	Ave	0.2633	0.2307		17.5	20.0	-12.4	50.0
Tetrachloroethene	Ave	0.3376	0.3384		20.0	20.0	0.2	50.0
1,3-Dichloropropane	Ave	0.5254	0.4549		17.3	20.0	-13.4	50.0
2-Hexanone	Ave	0.2090	0.1351		64.6	100	-35.4	50.0
Butyl acetate	QuaF		0.0509		12.0	20.0	-39.9	50.0
Dibromochloromethane	QuaF		0.2545		13.1	20.0	-34.4	50.0
1,2-Dibromoethane	Ave	0.3366	0.2847		16.9	20.0	-15.4	50.0
Chlorobenzene	Ave	1.000	0.9612	0.3000	19.2	20.0	-3.9	50.0
Ethylbenzene	Ave	0.5005	0.4676		18.7	20.0	-6.6	20.0
1,1,1,2-Tetrachloroethane	Ave	0.3379	0.3330		19.7	20.0	-1.4	50.0

FORM VII
GC/MS VOA CONTINUING CALIBRATION DATA

Lab Name: TestAmerica Edison Job No.: 460-69122-1

SDG No.:

Lab Sample ID: CCVIS 460-201764/4 Calibration Date: 01/09/2014 07:53

Instrument ID: CVOAMS2 Calib Start Date: 12/13/2013 09:51

GC Column: Rtx-624 ID: 0.25(mm) Calib End Date: 12/13/2013 14:51

Lab File ID: B64542.D Conc. Units: ug/L Heated Purge: (Y/N) N

ANALYTE	CURVE TYPE	AVE RRF	RRF	MIN RRF	CALC AMOUNT	SPIKE AMOUNT	%D	MAX %D
m&p-Xylene	Ave	0.6295	0.5663		18.0	20.0	-10.0	50.0
Butyl acrylate	QuaF		0.1750		11.6	20.0	-41.8	50.0
o-Xylene	Ave	0.6356	0.5895		18.5	20.0	-7.3	50.0
Styrene	Ave	1.057	0.9550		18.1	20.0	-9.6	50.0
Amly acetate	QuaF		0.7011		10.3	20.0	-48.5	50.0
Bromoform	QuaF		0.1298	0.1000	11.4	20.0	-42.9	50.0
Isopropylbenzene	Ave	1.672	1.609		19.2	20.0	-3.8	50.0
Camphene, Total	Ave	0.1203	0.1070		17.8	20.0	-11.1	50.0
Monobromobenzene	Ave	0.7941	0.6806		17.1	20.0	-14.3	50.0
1,1,2,2-Tetrachloroethane	Ave	0.8433	0.6280	0.3000	14.9	20.0	-25.5	50.0
N-Propylbenzene	Ave	3.427	2.974		17.4	20.0	-13.2	50.0
1,2,3-Trichloropropane	Ave	0.2558	0.2119		16.6	20.0	-17.2	50.0
trans-1,4-Dichloro-2-butene	Ave	0.2283	0.1544		13.5	20.0	-32.3	50.0
2-Chlorotoluene	Ave	2.515	2.379		18.9	20.0	-5.4	50.0
p-Ethyltoluene	Ave	2.961	2.716		18.3	20.0	-8.3	50.0
1,3,5-Trimethylbenzene	Ave	2.532	2.244		17.7	20.0	-11.4	50.0
4-Chlorotoluene	Ave	2.296	2.118		18.5	20.0	-7.7	50.0
Butyl Methacrylate	QuaF		0.5784		11.4	20.0	-43.0	50.0
1,2,4-Trimethylbenzene	Ave	2.628	2.336		17.8	20.0	-11.1	50.0
sec-Butylbenzene	Ave	2.792	2.380		17.0	20.0	-14.8	50.0
1,3-Dichlorobenzene	Ave	1.424	1.313		18.5	20.0	-7.7	50.0
p-Isopropyltoluene	Ave	2.463	1.982		16.1	20.0	-19.5	50.0
tert-Butylbenzene	Ave	2.015	1.982		19.7	20.0	-1.6	50.0
1,4-Dichlorobenzene	Ave	1.496	1.404		18.8	20.0	-6.2	50.0
Benzyl chloride	QuaF		0.7737		9.22	20.0	-53.9*	50.0
Indan	Ave	2.861	2.409		16.8	20.0	-15.8	50.0
1,4-Diethylbenzene	Ave	1.462	1.302		17.8	20.0	-11.0	50.0
n-Butylbenzene	Ave	2.653	2.425		18.3	20.0	-8.6	50.0
1,2-Dichlorobenzene	Ave	1.484	1.349		18.2	20.0	-9.1	50.0
1,2,4,5-Tetramethylbenzene	Ave	2.364	1.694		14.3	20.0	-28.4	50.0
1,2-Dibromo-3-Chloropropane	Ave	0.1403	0.0857		12.2	20.0	-38.9	50.0
1,3,5-Trichlorobenzene	Ave	0.9277	0.7635		16.5	20.0	-17.7	50.0
Camphor	QuaF		0.0348		39.1	100	-60.9*	50.0
1,2,4-Trichlorobenzene	Ave	0.8628	0.6788		15.7	20.0	-21.3	50.0
Hexachlorobutadiene	QuaF		0.2350		17.1	20.0	-14.5	50.0
Naphthalene	Ave	2.257	1.434		12.7	20.0	-36.5	50.0
1,2,3-Trichlorobenzene	Ave	0.7340	0.5677		15.5	20.0	-22.7	50.0
Dibromofluoromethane (Surr)	Ave	0.3119	0.3246		52.0	50.0	4.1	50.0
1,2-Dichloroethane-d4 (Surr)	Ave	0.3881	0.4019		51.8	50.0	3.5	50.0
Toluene-d8 (Surr)	Ave	1.243	1.271		51.1	50.0	2.3	50.0
Bromofluorobenzene	Ave	0.4354	0.4184		48.0	50.0	-3.9	50.0

TestAmerica Edison
Target Compound Quantitation Report

Data File: \\EDICHROM\ChromData\CVOAMS2\20140109-8670.b\B64542.D
Lims ID: CCVIS Lab Sample ID: LCS 460-201764/4-A
Client ID:
Sample Type: CCVIS
Inject. Date: 09-Jan-2014 07:53:30 ALS Bottle#: 3 Worklist Smp#: 4
Purge Vol: 5.000 mL Dil. Factor: 1.0000
Sample Info: CCVIS
Misc. Info.: 460-0008670-004
Operator ID: Instrument ID: CVOAMS2
Sublist: chrom-8260W_2*sub19

Method: \\EDICHROM\ChromData\CVOAMS2\20140109-8670.b\8260W_2.m
Limit Group: VOA - 8260B Water and Solid
Last Update: 10-Jan-2014 11:48:32 Calib Date: 13-Dec-2013 14:51:30
Integrator: RTE ID Type: Deconvolution ID
Quant Method: Internal Standard Quant By: Initial Calibration
Last ICal File: \\EDICHROM\ChromData\CVOAMS2\20131213-7772.b\B63528.D

Column 1 : Rtx-624 (0.25 mm) Detector MS SCAN
Process Host: XAWRK023

First Level Reviewer: patelv1 Date: 10-Jan-2014 11:48:32

Compound	Sig	RT (min.)	Exp RT (min.)	Dlt RT (min.)	Q	Response	On-Col Amt ug/l	Flags
2 Dichlorodifluoromethane	85	1.118	1.118	0.0	89	114400	19.8	
3 Chloromethane	50	1.233	1.233	0.0	88	91299	22.7	
4 Vinyl chloride	62	1.332	1.332	0.0	83	89704	23.5	
5 Butadiene	54	1.332	1.332	0.0	93	68786	21.4	
7 Bromomethane	94	1.579	1.579	0.0	98	45050	28.7	
8 Chloroethane	64	1.653	1.653	0.0	97	46718	30.1	
10 Dichlorofluoromethane	67	1.842	1.842	0.0	90	140105	25.9	
9 Trichlorofluoromethane	101	1.842	1.842	0.0	84	103852	27.6	
19 Pentane	72	1.859	1.859	0.0	95	19517	62.4	
139 Ethanol	46	2.056	2.056	0.0	82	10078	1750.9	
11 Ethyl ether	59	2.065	2.065	0.0	88	45914	20.5	
13 2-Methyl-1,3-butadiene	67	2.073	2.073	0.0	98	82933	19.9	
15 Acrolein	56	2.229	2.229	0.0	77	7007	25.2	
16 1,1,2-Trichloro-1,2,2-trifluoroe	101	2.246	2.246	0.0	94	76157	19.4	
17 1,1-Dichloroethene	96	2.254	2.254	0.0	88	64372	17.3	
18 Acetone	43	2.361	2.361	0.0	79	90973	143.5	
20 Iodomethane	142	2.394	2.394	0.0	99	147493	20.4	
21 Carbon disulfide	76	2.427	2.427	0.0	99	181662	14.1	
135 Isopropyl alcohol	45	2.484	2.484	0.0	91	24493	210.3	
141 3-Chloro-1-propene	76	2.583	2.583	0.0	15	33238	16.2	
22 Cyclopentene	67	2.591	2.591	0.0	86	179335	18.8	
23 Methyl acetate	43	2.608	2.608	0.0	98	210473	80.2	
24 Acetonitrile	41	2.657	2.657	0.0	95	72206	222.4	
25 Methylene Chloride	84	2.723	2.723	0.0	82	85493	19.8	
* 26 TBA-d9 (IS)	65	2.756	2.756	0.0	88	223672	1000.0	
27 2-Methyl-2-propanol	59	2.830	2.830	0.0	89	51656	184.9	
28 Methyl tert-butyl ether	73	2.896	2.896	0.0	95	179794	15.6	
29 trans-1,2-Dichloroethene	96	2.912	2.912	0.0	89	80547	20.1	
31 Acrylonitrile	53	3.003	3.003	0.0	91	198470	150.6	
136 Allyl alcohol	57	3.085	3.085	0.0	77	65328	0	

Compound	Sig	RT (min.)	Exp RT (min.)	Dlt RT (min.)	Q	Response	On-Col Amt ug/l	Flags
32 Hexane	43	3.085	3.085	0.0	87	40870	16.3	
33 Isopropyl ether	45	3.340	3.340	0.0	89	185591	15.2	
34 1,1-Dichloroethane	63	3.348	3.348	0.0	94	148732	19.3	
35 Vinyl acetate	43	3.381	3.381	0.0	99	280132	29.6	
36 2-Chloro-1,3-butadiene	88	3.390	3.390	0.0	91	62714	16.9	
37 Tert-butyl ethyl ether	59	3.694	3.694	0.0	88	177479	14.3	
38 2,2-Dichloropropane	77	3.900	3.900	0.0	90	109369	17.4	
39 cis-1,2-Dichloroethene	96	3.924	3.924	0.0	89	82954	18.3	
40 2-Butanone (MEK)	72	3.966	3.966	0.0	96	28117	109.3	
41 Ethyl acetate	70	3.982	3.982	0.0	97	11102	40.5	
42 Methyl acrylate	55	4.031	4.031	0.0	65	42614	13.2	
43 Propionitrile	54	4.105	4.105	0.0	94	73564	202.4	
44 Tetrahydrofuran	42	4.180	4.180	0.0	60	27152	36.9	
45 Chlorobromomethane	128	4.180	4.180	0.0	80	46069	19.3	
47 Chloroform	83	4.262	4.262	0.0	86	162351	20.5	
46 Methacrylonitrile	67	4.377	4.377	0.0	65	17790	11.6	
48 Cyclohexane	56	4.377	4.377	0.0	89	105753	17.4	
49 1,1,1-Trichloroethane	97	4.402	4.402	0.0	91	129605	20.2	
$ 57 Dibromofluoromethane (Surr)	113	4.443	4.443	0.0	96	233476	52.0	
50 Carbon tetrachloride	117	4.533	4.533	0.0	90	111800	21.6	
51 1,1-Dichloropropene	75	4.583	4.583	0.0	86	103233	18.5	
52 Benzene	78	4.805	4.805	0.0	98	288869	19.4	
138 Isobutyl alcohol	43	4.813	4.813	0.0	90	37467	446.2	
$ 53 1,2-Dichloroethane-d4 (Surr)	65	4.838	4.838	0.0	96	289110	51.8	
140 Tert-amyl methyl ether	73	4.920	4.920	0.0	89	170454	14.7	
54 1,2-Dichloroethane	62	4.920	4.920	0.0	93	133412	20.3	
55 Isopropyl acetate	43	4.937	4.937	0.0	97	152272	13.6	
56 n-Heptane	57	5.035	5.035	0.0	84	25026	14.7	
* 58 Fluorobenzene	96	5.159	5.159	0.0	98	719370	50.0	
59 2,4,4-Trimethyl-1-pentene	57	5.439	5.439	0.0	88	200142	29.6	
60 Trichloroethene	95	5.587	5.587	0.0	93	85870	19.2	
61 n-Butanol	56	5.620	5.620	0.0	92	20612	400.9	
62 Methylcyclohexane	83	5.719	5.719	0.0	93	90298	16.5	
63 Ethyl acrylate	55	5.784	5.784	0.0	92	56225	11.5	
64 1,2-Dichloropropane	63	5.924	5.924	0.0	81	70167	16.8	
* 65 1,4-Dioxane-d8	96	6.015	6.015	0.0	82	24187	1000.0	
68 Dibromomethane	93	6.081	6.081	0.0	69	55750	18.2	
66 Methyl methacrylate	100	6.081	6.081	0.0	88	27905	25.8	
67 1,4-Dioxane	88	6.089	6.089	0.0	33	12993	422.4	
69 n-Propyl acetate	43	6.163	6.163	0.0	98	61276	11.9	
70 Dichlorobromomethane	83	6.295	6.295	0.0	95	97028	17.5	
71 2-Nitropropane	41	6.714	6.714	0.0	96	22756	18.8	
72 2-Chloroethyl vinyl ether	63	6.747	6.747	0.0	90	28696	10.8	
73 Epichlorohydrin	57	6.846	6.846	0.0	97	93991	0	
74 cis-1,3-Dichloropropene	75	6.904	6.904	0.0	89	112369	18.2	
75 4-Methyl-2-pentanone (MIBK)	43	7.109	7.109	0.0	97	265778	67.5	
$ 76 Toluene-d8 (Surr)	98	7.159	7.159	0.0	98	805074	51.1	
77 Toluene	91	7.241	7.241	0.0	94	319178	19.4	
78 trans-1,3-Dichloropropene	75	7.611	7.611	0.0	95	93172	17.1	
79 Ethyl methacrylate	69	7.669	7.669	0.0	88	62422	12.6	
80 1,1,2-Trichloroethane	83	7.801	7.801	0.0	89	58449	17.5	
81 Tetrachloroethene	166	7.825	7.825	0.0	87	85728	20.0	

Compound	Sig	RT (min.)	Exp RT (min.)	Dlt RT (min.)	Q	Response	On-Col Amt ug/l	Flags
82 1,3-Dichloropropane	76	7.982	7.982	0.0	93	115219	17.3	
83 2-Hexanone	43	8.064	8.064	0.0	97	171080	64.6	
85 n-Butyl acetate	73	8.179	8.179	0.0	97	12885	12.0	
84 Chlorodibromomethane	129	8.179	8.179	0.0	88	64474	13.1	
86 Ethylene Dibromide	107	8.294	8.294	0.0	98	72108	16.9	
* 87 Chlorobenzene-d5	117	8.731	8.731	0.0	87	633267	50.0	
88 Chlorobenzene	112	8.755	8.755	0.0	91	243477	19.2	
89 Ethylbenzene	106	8.846	8.846	0.0	99	118435	18.7	
90 1,1,1,2-Tetrachloroethane	131	8.854	8.854	0.0	85	84357	19.7	
91 m-Xylene & p-Xylene	106	8.961	8.961	0.0	98	143436	18.0	
137 n-Butyl acrylate	73	9.331	9.331	0.0	53	44327	11.6	
92 o-Xylene	106	9.331	9.331	0.0	92	149314	18.5	
93 Styrene	104	9.356	9.356	0.0	93	241910	18.1	
94 Amyl acetate (mixed isomers)	43	9.537	9.537	0.0	93	110713	10.3	
95 Bromoform	173	9.537	9.537	0.0	94	32882	11.4	
96 Isopropylbenzene	105	9.652	9.652	0.0	96	407574	19.2	
$ 97 4-Bromofluorobenzene	174	9.825	9.825	0.0	84	264934	48.0	
98 Camphene	41	9.842	9.842	0.0	94	27091	17.8	
99 Bromobenzene	156	9.940	9.940	0.0	97	107465	17.1	
100 1,1,2,2-Tetrachloroethane	83	9.990	9.990	0.0	90	99163	14.9	
101 N-Propylbenzene	91	10.006	10.006	0.0	98	469643	17.4	
102 1,2,3-Trichloropropane	110	10.023	10.023	0.0	82	33465	16.6	
104 2-Chlorotoluene	91	10.097	10.097	0.0	96	375693	18.9	
103 trans-1,4-Dichloro-2-butene	53	10.039	10.039	0.0	41	24385	13.5	
105 4-Ethyltoluene	105	10.105	10.105	0.0	88	428947	18.3	
106 1,3,5-Trimethylbenzene	105	10.163	10.163	0.0	93	354390	17.7	
107 4-Chlorotoluene	91	10.195	10.195	0.0	98	334514	18.5	
108 Butyl Methacrylate	87	10.253	10.253	0.0	97	91334	11.4	
110 1,2,4-Trimethylbenzene	105	10.475	10.475	0.0	98	368904	17.8	
111 sec-Butylbenzene	105	10.599	10.599	0.0	98	375816	17.0	
109 tert-Butylbenzene	119	10.722	10.722	0.0	90	313007	19.7	
113 1,3-Dichlorobenzene	146	10.722	10.722	0.0	93	207374	18.5	
112 4-Isopropyltoluene	119	10.722	10.722	0.0	96	313007	16.1	
* 115 1,4-Dichlorobenzene-d4	152	10.788	10.788	0.0	96	394772	50.0	
116 1,4-Dichlorobenzene	146	10.804	10.804	0.0	91	221684	18.8	
118 Benzyl chloride	91	10.928	10.928	0.0	96	122176	9.22	
119 2,3-Dihydroindene	117	10.977	10.977	0.0	89	380324	16.8	
120 p-Diethylbenzene	119	11.027	11.027	0.0	89	205521	17.8	
121 n-Butylbenzene	91	11.043	11.043	0.0	97	382985	18.3	
122 1,2-Dichlorobenzene	146	11.101	11.101	0.0	92	213074	18.2	
123 1,2,4,5-Tetramethylbenzene	119	11.644	11.644	0.0	96	267479	14.3	
124 1,2-Dibromo-3-Chloropropane	75	11.726	11.726	0.0	87	13526	12.2	
125 1,3,5-Trichlorobenzene	180	11.841	11.841	0.0	94	120558	16.5	
126 Camphor	95	12.261	12.261	0.0	93	27454	39.1	
127 1,2,4-Trichlorobenzene	180	12.335	12.335	0.0	92	107189	15.7	
128 Hexachlorobutadiene	225	12.426	12.426	0.0	89	37110	17.1	
130 Naphthalene	128	12.549	12.549	0.0	99	226478	12.7	
131 1,2,3-Trichlorobenzene	180	12.755	12.755	0.0	93	89649	15.5	
S 133 1,2-Dichloroethene, Total	100				0		38.3	
S 134 Xylenes, Total	100				0		36.5	
S 147 Total BTEX	1				0		94.0	

Report Date: 10-Jan-2014 11:48:32 Chrom Revision: 2.1 15-Oct-2013 07:52:24

TestAmerica Edison

Data File: \\EDICHROM\ChromData\CVOAMS2\20140109-8670.b\B64542.D

Injection Date:	09-Jan-2014 07:53:30	Instrument ID:	CVOAMS2	Operator ID:	
Lims ID:	CCVIS	Lab Sample ID:	LCS 460-201764/4-A	Worklist Smp#:	4
Client ID:					
Purge Vol:	5.000 mL	Dil. Factor:	1.0000	ALS Bottle#:	3
Method:	8260W_2	Limit Group:	VOA - 8260B Water and Solid		

Column: Rtx-624 (0.25 mm)

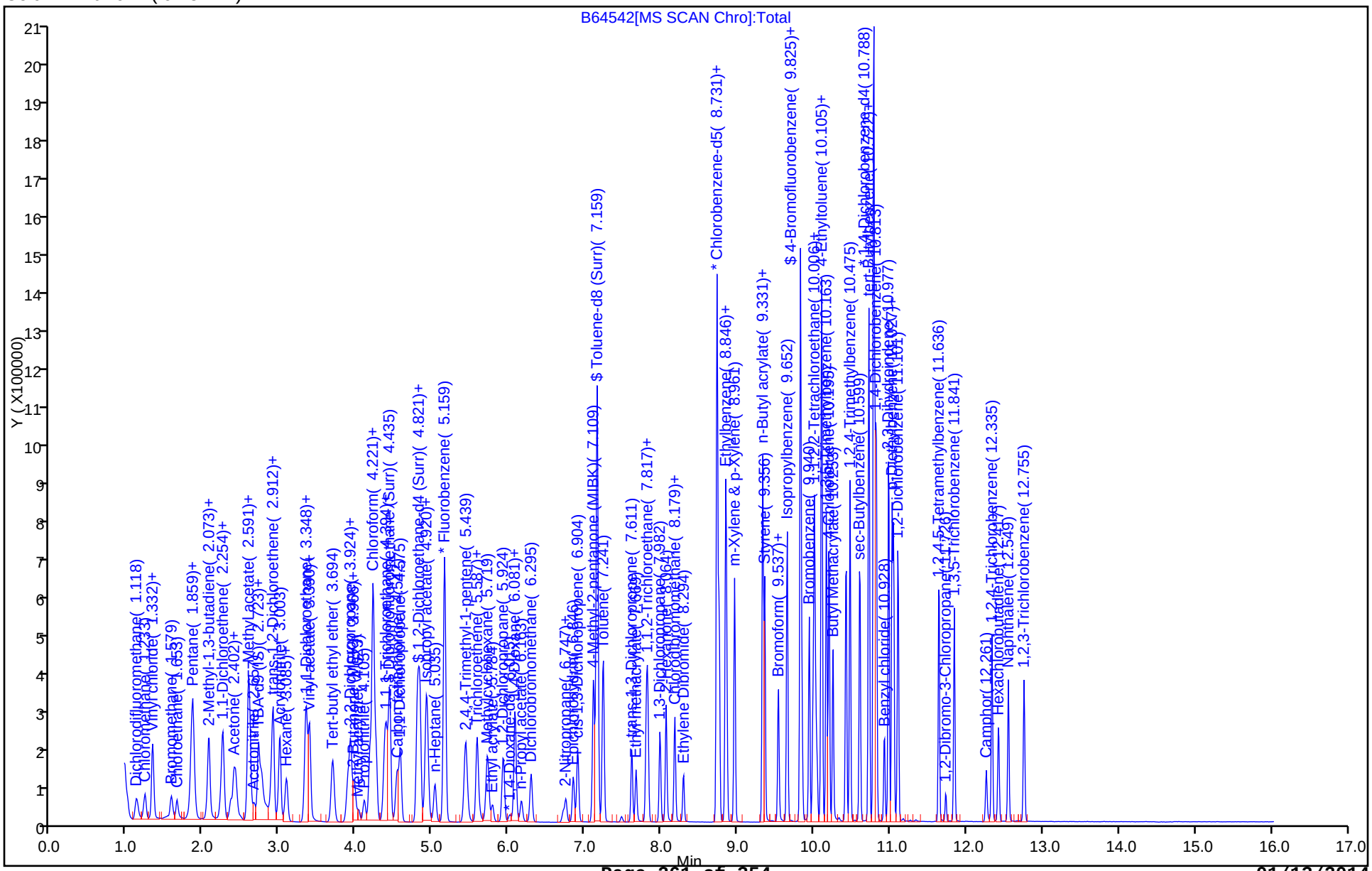

TestAmerica Edison
Target Compound Quantitation Report

Data File: \\EDICHROM\ChromData\CVOAMS2\20131213-7772.b\B63511.D
Lims ID: BFB Lab Sample ID:
Client ID:
Sample Type: BFB
Inject. Date: 13-Dec-2013 08:15:30 ALS Bottle#: 99 Worklist Smp#: 1
Purge Vol: 5.000 mL Dil. Factor: 1.0000
Sample Info: BFB
Misc. Info.: 460-0007772-001
Operator ID: Instrument ID: CVOAMS2

Method: \\EDICHROM\ChromData\CVOAMS2\20131213-7772.b\8260W_2.m
Limit Group: VOA - 8260B Water and Solid
Last Update: 14-Dec-2013 11:37:37 Calib Date: 13-Dec-2013 14:51:30
Integrator: RTE ID Type: Deconvolution ID
Quant Method: Internal Standard Quant By: Initial Calibration
Last ICal File: \\EDICHROM\ChromData\CVOAMS2\20131213-7772.b\B63528.D

Column 1 : Rtx-624 (0.25 mm) Detector MS SCAN
Process Host: XAWRK006

First Level Reviewer: tupayachia Date: 14-Dec-2013 11:37:37

Compound	Sig	RT (min.)	Exp RT (min.)	Dlt RT (min.)	Q	Response	On-Col Amt ug/l	Flags
$ 151 BFB	95	2.346	2.346	0.0	82	238545	0	

MS Tune Report

TestAmerica Edison

Data File: \\EDICHROM\ChromData\CVOAMS2\20131213-7772.b\B63511.D
Injection Date: 13-Dec-2013 08:15:30 Instrument ID: CVOAMS2
Lims ID: BFB Lab Sample ID:
Client ID:
Operator ID: ALS Bottle#: 99 Worklist Smp#: 1
Purge Vol: 5.000 mL Dil. Factor: 1.0000
Method: 8260W_2 Limit Group: VOA - 8260B Water and Solid
Tune Method: BFB Method 8260

$ 151 BFB

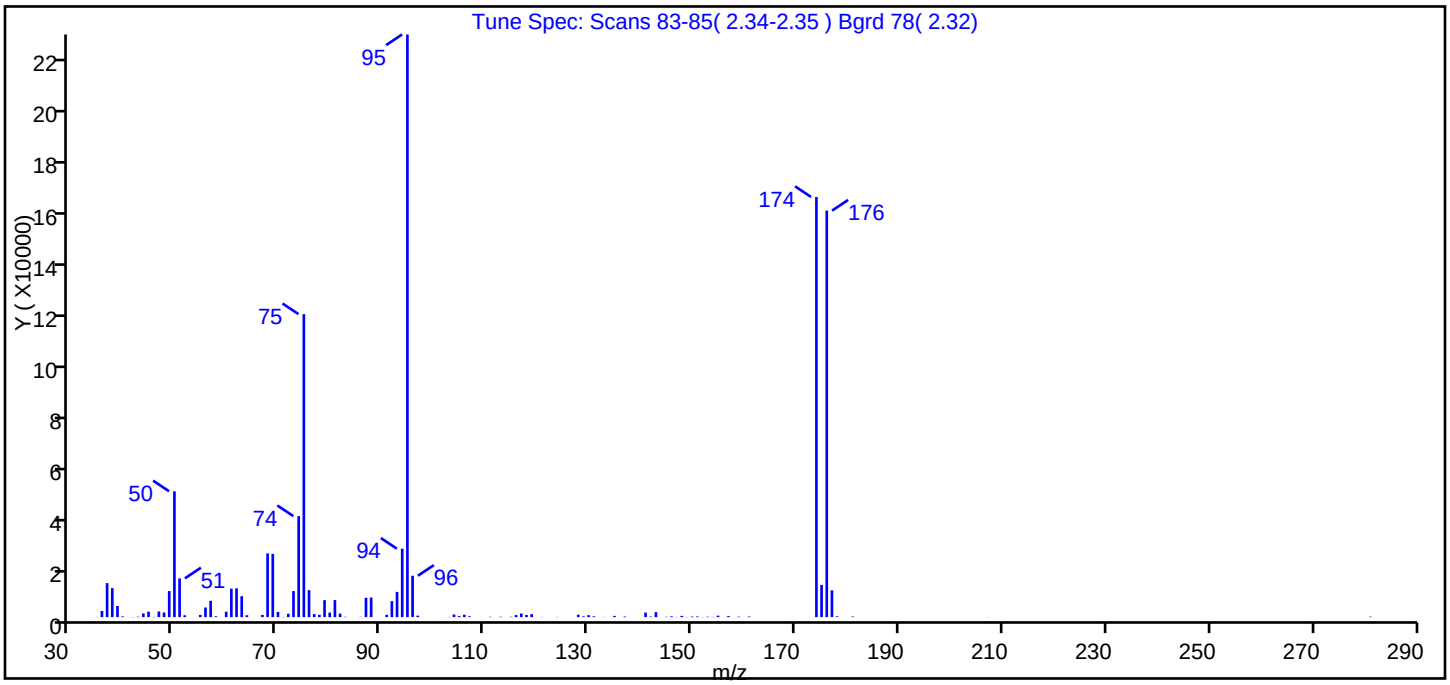

m/z	Ion Abundance Criteria	% Relative Abundance
95	Base Peak, 100% relative abundance	100.00
50	15.00 - 40.00% of mass 95	21.60
75	30.00 - 60.00% of mass 95	52.00
96	5.00 - 9.00% of mass 95	7.10
173	Less than 2.00% of mass 174	0.00 (0.00)
174	Greater than 50.00% of mass 95	72.10
175	5.00 - 9.00% of mass 174	5.50 (7.70)
176	95.00 - 101.00% of mass 174	69.80 (96.80)
177	5.00 - 9.00% of mass 176	4.60 (6.60)

Data File: \\EDICHROM\ChromData\CVOAMS2\20131213-7772.b\B63511.D\8260W_2.rslt\spectra.d
Injection Date: 13-Dec-2013 08:15:30
Spectrum: Tune Spec: Scans 83-85(2.34-2.35) Bgrd 78(2.32)
Base Peak: 95.00
Minimum % Base Peak: 0
Number of Points: 99

m/z	Y	m/z	Y	m/z	Y	m/z	Y
35.00	67	64.00	740	95.00	224640	142.00	219
36.00	2383	67.00	863	96.00	15959	143.00	1934
37.00	13132	68.00	24576	97.00	582	145.00	138
38.00	11183	69.00	24400	103.00	82	146.00	297
39.00	4297	70.00	2012	104.00	1016	147.00	71
40.00	294	71.00	70	105.00	392	148.00	480
42.00	58	72.00	1321	106.00	910	149.00	88
43.00	166	73.00	10053	107.00	329	150.00	237
44.00	1412	74.00	38944	111.00	145	151.00	271
45.00	2122	75.00	116816	113.00	156	152.00	75
46.00	94	76.00	10410	115.00	152	153.00	180
47.00	2200	77.00	1189	116.00	791	154.00	74
48.00	1783	78.00	896	117.00	1405	155.00	581
49.00	10053	79.00	6538	118.00	832	157.00	398
50.00	48520	80.00	1751	119.00	1143	159.00	195
51.00	14957	81.00	6579	121.00	86	161.00	249
52.00	728	82.00	1351	124.00	82	174.00	161984
55.00	854	83.00	147	128.00	957	175.00	12428
56.00	3717	86.00	116	129.00	298	176.00	156736
57.00	6314	87.00	7448	130.00	769	177.00	10363
58.00	336	88.00	7577	131.00	311	178.00	308
60.00	2117	91.00	893	133.00	76	181.00	244
61.00	10980	92.00	6170	135.00	481	207.00	46
62.00	11101	93.00	9731	137.00	245	281.00	190
63.00	8085	94.00	26384	141.00	1767		

TestAmerica Edison
Target Compound Quantitation Report

Data File: \\EDICHROM\ChromData\CVOAMS2\20140107-8610.b\B64486.D
Lims ID: BFB Lab Sample ID:
Client ID:
Sample Type: BFB
Inject. Date: 07-Jan-2014 07:12:30 ALS Bottle#: 99 Worklist Smp#: 1
Purge Vol: 5.000 mL Dil. Factor: 1.0000
Sample Info: BFB
Misc. Info.: 460-0008610-001
Operator ID: Instrument ID: CVOAMS2

Method: \\EDICHROM\ChromData\CVOAMS2\20140107-8610.b\8260W_2.m
Limit Group: VOA - 8260B Water and Solid
Last Update: 07-Jan-2014 18:10:08 Calib Date: 13-Dec-2013 14:51:30
Integrator: RTE ID Type: Deconvolution ID
Quant Method: Internal Standard Quant By: Initial Calibration
Last ICal File: \\EDICHROM\ChromData\CVOAMS2\20131213-7772.b\B63528.D

Column 1 : Rtx-624 (0.25 mm) Detector MS SCAN
Process Host: XAWRK016

First Level Reviewer: patelv1 Date: 07-Jan-2014 18:10:08

Compound	Sig	RT (min.)	Exp RT (min.)	Dlt RT (min.)	Q	Response	On-Col Amt ug/l	Flags
$ 151 BFB	95	2.351	2.351	0.0	83	211971	0	

MS Tune Report

TestAmerica Edison

Data File: \\EDICHROM\ChromData\CVOAMS2\20140107-8610.b\B64486.D
Injection Date: 07-Jan-2014 07:12:30 Instrument ID: CVOAMS2
Lims ID: BFB Lab Sample ID:
Client ID:
Operator ID: ALS Bottle#: 99 Worklist Smp#: 1
Purge Vol: 5.000 mL Dil. Factor: 1.0000
Method: 8260W_2 Limit Group: VOA - 8260B Water and Solid
Tune Method: BFB Method 8260

$ 151 BFB

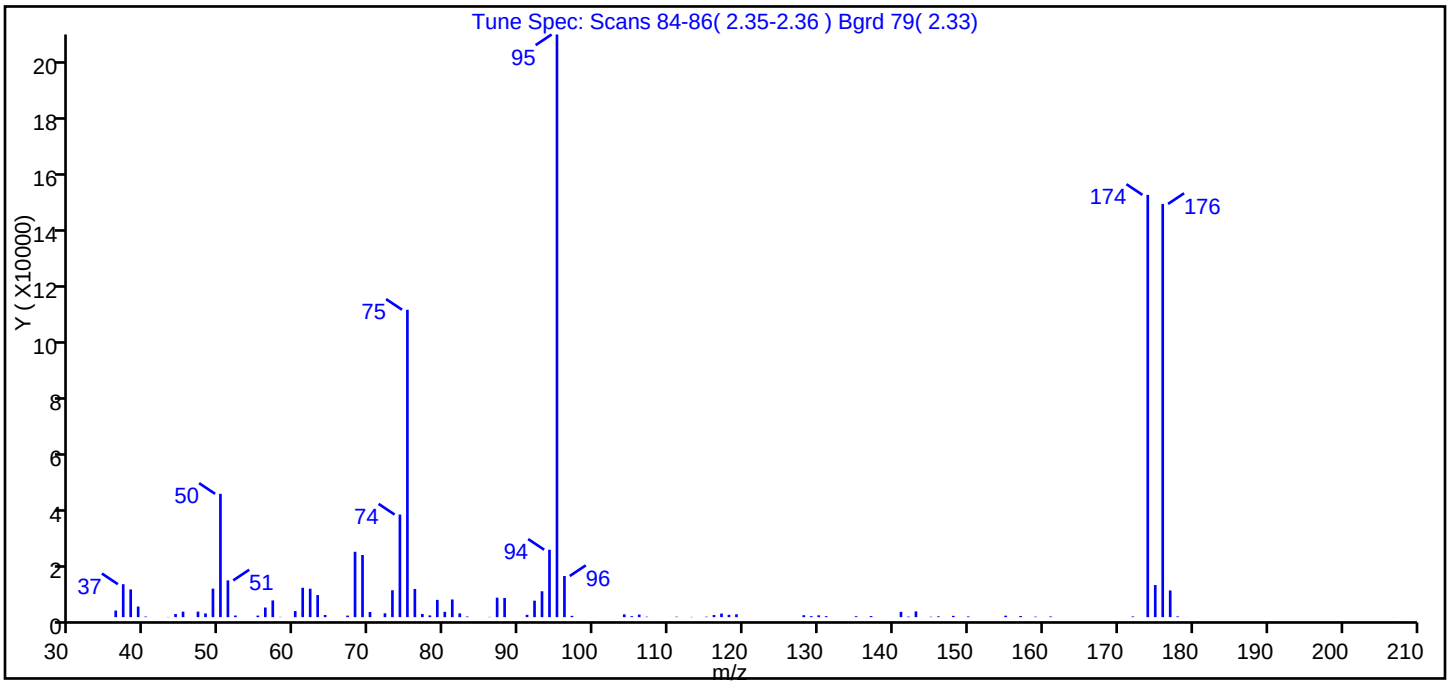

m/z	Ion Abundance Criteria	% Relative Abundance
95	Base Peak, 100% relative abundance	100.00
50	15.00 - 40.00% of mass 95	21.20
75	30.00 - 60.00% of mass 95	52.80
96	5.00 - 9.00% of mass 95	7.10
173	Less than 2.00% of mass 174	0.00 (0.00)
174	Greater than 50.00% of mass 95	72.50
175	5.00 - 9.00% of mass 174	5.50 (7.60)
176	95.00 - 101.00% of mass 174	70.90 (97.90)
177	5.00 - 9.00% of mass 176	4.60 (6.50)

Data File: \\EDICHROM\ChromData\CVOAMS2\20140107-8610.b\B64486.D\8260W_2.rslt\spectra.d
Injection Date: 07-Jan-2014 07:12:30
Spectrum: Tune Spec: Scans 84-86(2.35-2.36) Bgrd 79(2.33)
Base Peak: 95.00
Minimum % Base Peak: 0
Number of Points: 84

m/z	Y	m/z	Y	m/z	Y	m/z	Y
36.00	2328	63.00	7791	91.00	823	131.00	362
37.00	11641	64.00	776	92.00	5817	135.00	327
38.00	9788	67.00	547	93.00	9141	137.00	381
39.00	3743	68.00	23080	94.00	23808	141.00	1867
40.00	205	69.00	21936	95.00	205760	142.00	203
43.00	76	70.00	1815	96.00	14521	143.00	2031
44.00	1101	72.00	1355	97.00	460	145.00	140
45.00	1949	73.00	9480	104.00	985	146.00	288
47.00	1954	74.00	36232	105.00	332	148.00	461
48.00	1313	75.00	108552	106.00	910	150.00	251
49.00	10067	76.00	9957	107.00	153	155.00	527
50.00	43544	77.00	1130	111.00	161	157.00	394
51.00	12976	78.00	620	113.00	83	159.00	179
52.00	564	79.00	6098	115.00	171	161.00	239
55.00	553	80.00	1890	116.00	744	172.00	245
56.00	3399	81.00	6238	117.00	1267	174.00	149120
57.00	5900	82.00	1328	118.00	815	175.00	11333
58.00	99	83.00	227	119.00	1001	176.00	145920
60.00	2149	86.00	86	128.00	682	177.00	9428
61.00	10374	87.00	6872	129.00	346	178.00	260
62.00	10041	88.00	6771	130.00	645	207.00	24

TestAmerica Edison
Target Compound Quantitation Report

Data File:	\\EDICHROM\ChromData\CVOAMS2\20140108-8646.b\B64514.D				
Lims ID:	BFB	Lab Sample ID:			
Client ID:					
Sample Type:	BFB				
Inject. Date:	08-Jan-2014 07:59:30	ALS Bottle#:	99	Worklist Smp#:	1
Purge Vol:	5.000 mL	Dil. Factor:	1.0000		
Sample Info:	BFB				
Misc. Info.:	460-0008646-001				
Operator ID:		Instrument ID:	CVOAMS2		
Method:	\\EDICHROM\ChromData\CVOAMS2\20140108-8646.b\8260W_2.m				
Limit Group:	VOA - 8260B Water and Solid				
Last Update:	08-Jan-2014 10:13:04	Calib Date:	13-Dec-2013 14:51:30		
Integrator:	RTE	ID Type:	Deconvolution ID		
Quant Method:	Internal Standard	Quant By:	Initial Calibration		
Last ICal File:	\\EDICHROM\ChromData\CVOAMS2\20131213-7772.b\B63528.D				
Column 1 :	Rtx-624 (0.25 mm)	Detector	MS SCAN		
Process Host:	XAWRK002				

Compound	Sig	RT (min.)	Exp RT (min.)	Dlt RT (min.)	Q	Response	On-Col Amt ug/l	Flags
$ 151 BFB	95	2.334	2.334	0.0	84	194248	0	

MS Tune Report

TestAmerica Edison

Data File: \\EDICHROM\ChromData\CVOAMS2\20140108-8646.b\B64514.D
Injection Date: 08-Jan-2014 07:59:30 Instrument ID: CVOAMS2
Lims ID: BFB Lab Sample ID:
Client ID:
Operator ID: ALS Bottle#: 99 Worklist Smp#: 1
Purge Vol: 5.000 mL Dil. Factor: 1.0000
Method: 8260W_2 Limit Group: VOA - 8260B Water and Solid
Tune Method: BFB Method 8260

$ 151 BFB

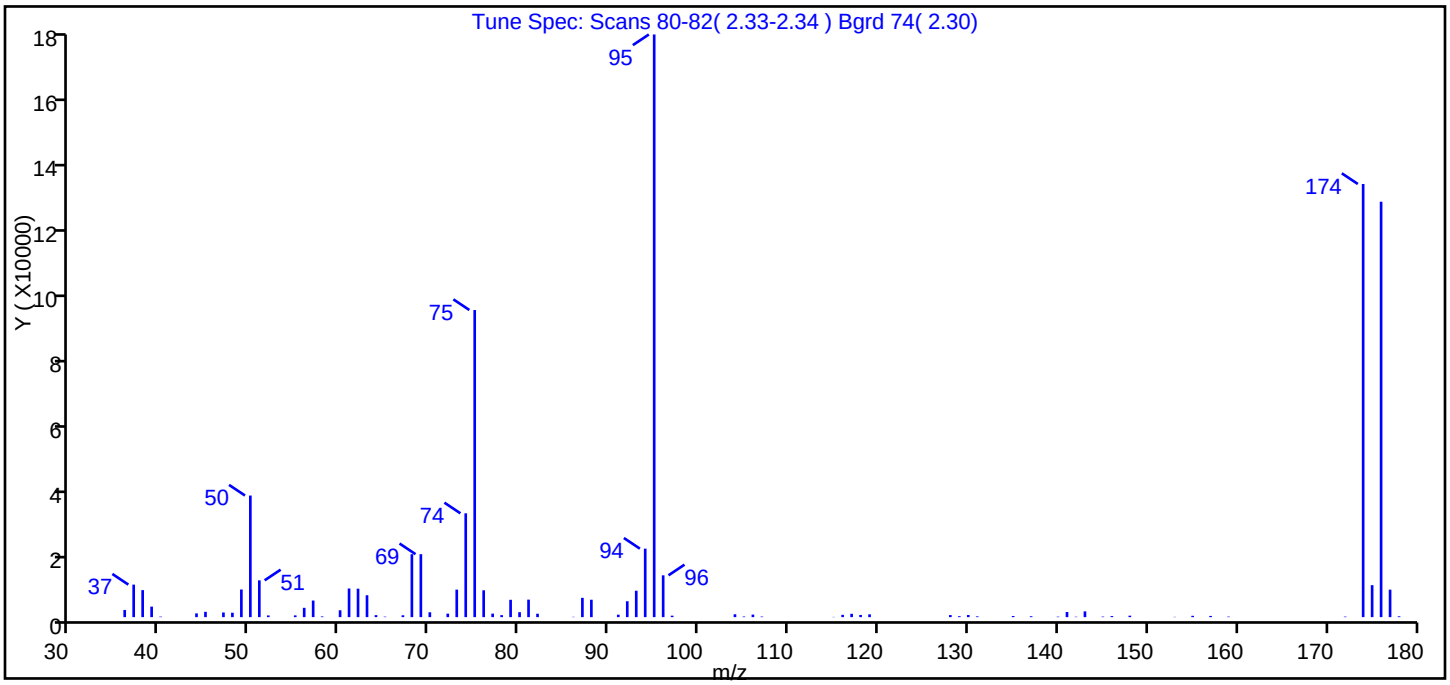

m/z	Ion Abundance Criteria	% Relative Abundance
95	Base Peak, 100% relative abundance	100.00
50	15.00 - 40.00% of mass 95	20.90
75	30.00 - 60.00% of mass 95	52.70
96	5.00 - 9.00% of mass 95	7.20
173	Less than 2.00% of mass 174	0.00 (0.00)
174	Greater than 50.00% of mass 95	74.30
175	5.00 - 9.00% of mass 174	5.50 (7.40)
176	95.00 - 101.00% of mass 174	71.30 (95.90)
177	5.00 - 9.00% of mass 176	4.70 (6.60)

Data File: \\EDICHROM\ChromData\CVOAMS2\20140108-8646.b\B64514.D\8260W_2.rslt\spectra.d
Injection Date: 08-Jan-2014 07:59:30
Spectrum: Tune Spec: Scans 80-82(2.33-2.34) Bgrd 74(2.30)
Base Peak: 95.00
Minimum % Base Peak: 0
Number of Points: 80

m/z	Y	m/z	Y	m/z	Y	m/z	Y
36.00	2113	63.00	6442	88.00	5125	131.00	225
37.00	9571	64.00	593	91.00	724	135.00	329
38.00	7950	65.00	142	92.00	4678	137.00	264
39.00	3097	67.00	553	93.00	7775	140.00	145
40.00	154	68.00	18520	94.00	20152	141.00	1514
44.00	1106	69.00	18528	95.00	171456	142.00	123
45.00	1566	70.00	1436	96.00	12305	143.00	1697
47.00	1375	72.00	1032	97.00	435	145.00	161
48.00	1299	73.00	8097	104.00	847	146.00	313
49.00	8137	74.00	30552	105.00	184	148.00	431
50.00	35784	75.00	90376	106.00	756	153.00	79
51.00	10830	76.00	7903	107.00	170	155.00	394
52.00	502	77.00	1039	115.00	68	157.00	359
55.00	517	78.00	586	116.00	680	159.00	153
56.00	2742	79.00	5103	117.00	988	172.00	156
57.00	4886	80.00	1464	118.00	650	174.00	127464
58.00	204	81.00	5152	119.00	822	175.00	9412
60.00	2021	82.00	1003	128.00	606	176.00	122248
61.00	8431	86.00	92	129.00	273	177.00	8091
62.00	8375	87.00	5681	130.00	625	178.00	243

TestAmerica Edison
Target Compound Quantitation Report

Data File: \\EDICHROM\ChromData\CVOAMS2\20140109-8670.b\B64539.D
Lims ID: BFB Lab Sample ID:
Client ID:
Sample Type: BFB
Inject. Date: 09-Jan-2014 05:46:30 ALS Bottle#: 99 Worklist Smp#: 1
Purge Vol: 5.000 mL Dil. Factor: 1.0000
Sample Info: BFB
Misc. Info.: 460-0008670-001
Operator ID: Instrument ID: CVOAMS2

Method: \\EDICHROM\ChromData\CVOAMS2\20140109-8670.b\8260W_2.m
Limit Group: VOA - 8260B Water and Solid
Last Update: 09-Jan-2014 11:17:36 Calib Date: 13-Dec-2013 14:51:30
Integrator: RTE ID Type: Deconvolution ID
Quant Method: Internal Standard Quant By: Initial Calibration
Last ICal File: \\EDICHROM\ChromData\CVOAMS2\20131213-7772.b\B63528.D

Column 1 : Rtx-624 (0.25 mm) Detector MS SCAN
Process Host: XAWRK025

First Level Reviewer: moroneyc Date: 09-Jan-2014 05:56:03

Compound	Sig	RT (min.)	Exp RT (min.)	Dlt RT (min.)	Q	Response	On-Col Amt ug/l	Flags
$ 151 BFB	95	2.338	2.338	0.0	84	205455	0	

MS Tune Report

TestAmerica Edison

Data File: \\EDICHROM\ChromData\CVOAMS2\20140109-8670.b\B64539.D
Injection Date: 09-Jan-2014 05:46:30 Instrument ID: CVOAMS2
Lims ID: BFB Lab Sample ID:
Client ID:
Operator ID: ALS Bottle#: 99 Worklist Smp#: 1
Purge Vol: 5.000 mL Dil. Factor: 1.0000
Method: 8260W_2 Limit Group: VOA - 8260B Water and Solid
Tune Method: BFB Method 8260

$ 151 BFB

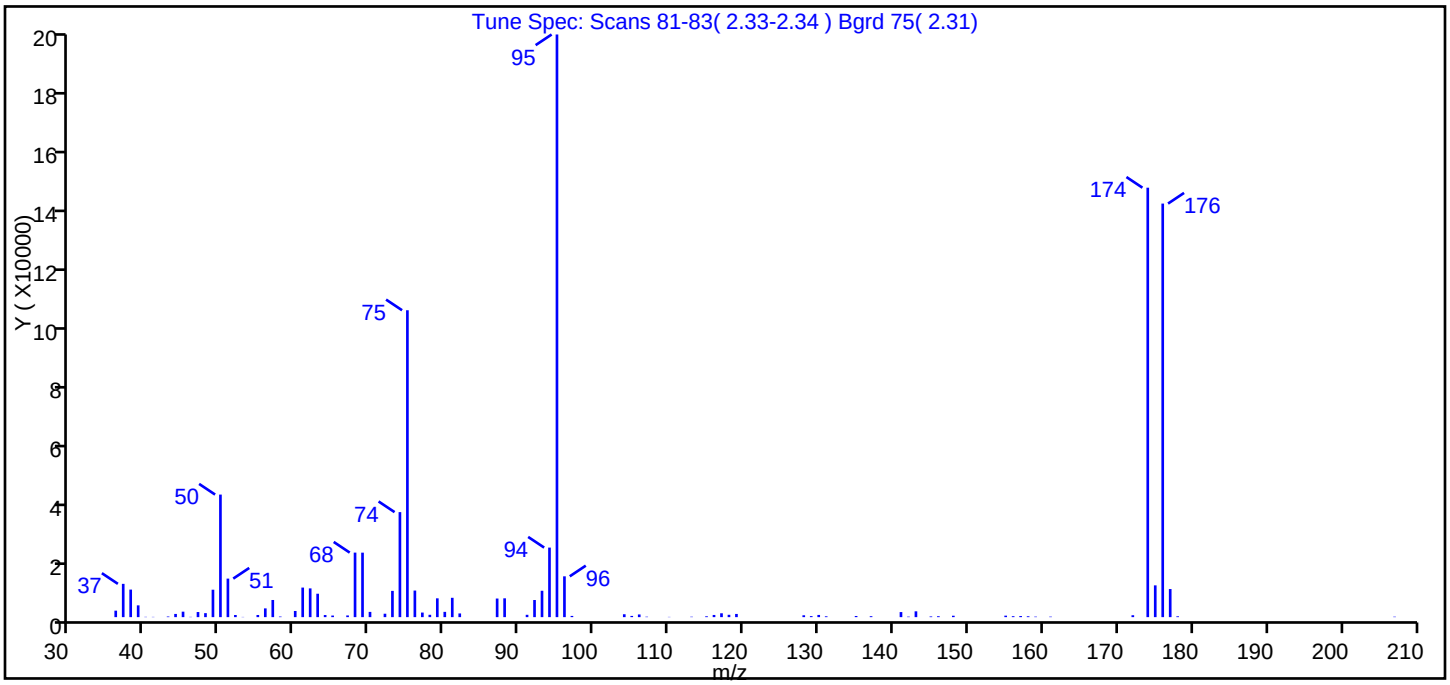

m/z	Ion Abundance Criteria	% Relative Abundance
95	Base Peak, 100% relative abundance	100.00
50	15.00 - 40.00% of mass 95	21.00
75	30.00 - 60.00% of mass 95	52.70
96	5.00 - 9.00% of mass 95	7.00
173	Less than 2.00% of mass 174	0.00 (0.00)
174	Greater than 50.00% of mass 95	73.70
175	5.00 - 9.00% of mass 174	5.50 (7.40)
176	95.00 - 101.00% of mass 174	71.00 (96.30)
177	5.00 - 9.00% of mass 176	4.80 (6.80)

Data File: \\EDICHROM\ChromData\CVOAMS2\20140109-8670.b\B64539.D\8260W_2.rslt\spectra.d
Injection Date: 09-Jan-2014 05:46:30
Spectrum: Tune Spec: Scans 81-83(2.33-2.34) Bgrd 75(2.31)
Base Peak: 95.00
Minimum % Base Peak: 0
Number of Points: 87

m/z	Y	m/z	Y	m/z	Y	m/z	Y
36.00	2167	61.00	9892	91.00	785	135.00	384
37.00	11139	62.00	9619	92.00	5731	137.00	312
38.00	9219	63.00	7836	93.00	8828	141.00	1696
39.00	3943	64.00	704	94.00	23272	142.00	168
40.00	99	65.00	534	95.00	194944	143.00	1950
41.00	85	67.00	568	96.00	13657	145.00	236
43.00	212	68.00	21592	97.00	412	146.00	307
44.00	1074	69.00	21576	104.00	970	148.00	472
45.00	1833	70.00	1757	105.00	411	155.00	497
46.00	92	72.00	1146	106.00	899	156.00	316
47.00	1709	73.00	8786	107.00	147	157.00	370
48.00	1336	74.00	35136	110.00	82	158.00	292
49.00	9177	75.00	102680	113.00	140	159.00	170
50.00	41008	76.00	8896	115.00	288	161.00	165
51.00	12892	77.00	1535	116.00	729	172.00	640
52.00	716	78.00	788	117.00	1294	174.00	143680
53.00	71	79.00	6295	118.00	785	175.00	10632
55.00	722	80.00	1768	119.00	1071	176.00	138368
56.00	2931	81.00	6473	128.00	623	177.00	9404
57.00	5740	82.00	1239	129.00	342	178.00	277
58.00	194	87.00	6225	130.00	737	207.00	148
60.00	2063	88.00	6299	131.00	280		

FORM I
GC/MS VOA ORGANICS ANALYSIS DATA SHEET

Lab Name: TestAmerica Edison | Job No.: 460-69122-1

SDG No.:

Client Sample ID: | Lab Sample ID: MB 460-201425/5

Matrix: Water | Lab File ID: B64490.D

Analysis Method: 8260B | Date Collected:

Sample wt/vol: 5(mL) | Date Analyzed: 01/07/2014 08:59

Soil Aliquot Vol: | Dilution Factor: 1

Soil Extract Vol.: | GC Column: Rtx-624 ID: 0.25(mm)

% Moisture: | Level: (low/med) Low

Analysis Batch No.: 201425 | Units: ug/L

CAS NO.	COMPOUND NAME	RESULT	Q	RL	MDL
74-87-3	Chloromethane	0.10	U	1.0	0.10
74-83-9	Bromomethane	0.18	U	1.0	0.18
75-01-4	Vinyl chloride	0.14	U	1.0	0.14
75-00-3	Chloroethane	0.17	U	1.0	0.17
75-09-2	Methylene Chloride	0.18	U	1.0	0.18
67-64-1	Acetone	2.7	U	5.0	2.7
75-15-0	Carbon disulfide	0.13	U	1.0	0.13
75-35-4	1,1-Dichloroethene	0.090	U	1.0	0.090
75-34-3	1,1-Dichloroethane	0.13	U	1.0	0.13
156-60-5	trans-1,2-Dichloroethene	0.13	U	1.0	0.13
156-59-2	cis-1,2-Dichloroethene	0.18	U	1.0	0.18
67-66-3	Chloroform	0.080	U	1.0	0.080
107-06-2	1,2-Dichloroethane	0.19	U	1.0	0.19
78-93-3	2-Butanone	2.3	U	5.0	2.3
71-55-6	1,1,1-Trichloroethane	0.060	U	1.0	0.060
56-23-5	Carbon tetrachloride	0.060	U	1.0	0.060
75-27-4	Bromodichloromethane	0.12	U	1.0	0.12
78-87-5	1,2-Dichloropropane	0.090	U	1.0	0.090
10061-01-5	cis-1,3-Dichloropropene	0.18	U	1.0	0.18
79-01-6	Trichloroethene	0.090	U	1.0	0.090
124-48-1	Dibromochloromethane	0.20	U	1.0	0.20
79-00-5	1,1,2-Trichloroethane	0.19	U	1.0	0.19
71-43-2	Benzene	0.080	U	1.0	0.080
10061-02-6	trans-1,3-Dichloropropene	0.24	U	1.0	0.24
75-25-2	Bromoform	0.19	U	1.0	0.19
108-10-1	4-Methyl-2-pentanone	0.99	U	5.0	0.99
591-78-6	2-Hexanone	0.50	U	5.0	0.50
127-18-4	Tetrachloroethene	0.10	U	1.0	0.10
79-34-5	1,1,2,2-Tetrachloroethane	0.16	U	1.0	0.16
108-88-3	Toluene	0.15	U	1.0	0.15
108-90-7	Chlorobenzene	0.11	U	1.0	0.11
100-41-4	Ethylbenzene	0.10	U	1.0	0.10
100-42-5	Styrene	0.12	U	1.0	0.12
1330-20-7	Xylenes, Total	0.13	U	2.0	0.13

FORM I
GC/MS VOA ORGANICS ANALYSIS DATA SHEET

Lab Name: TestAmerica Edison Job No.: 460-69122-1

SDG No.:

Client Sample ID: Lab Sample ID: MB 460-201425/5

Matrix: Water Lab File ID: B64490.D

Analysis Method: 8260B Date Collected:

Sample wt/vol: 5(mL) Date Analyzed: 01/07/2014 08:59

Soil Aliquot Vol: Dilution Factor: 1

Soil Extract Vol.: GC Column: Rtx-624 ID: 0.25(mm)

% Moisture: Level: (low/med) Low

Analysis Batch No.: 201425 Units: ug/L

CAS NO.	SURROGATE	%REC	Q	LIMITS
17060-07-0	1,2-Dichloroethane-d4 (Surr)	115		70-130
460-00-4	Bromofluorobenzene	91		70-130
2037-26-5	Toluene-d8 (Surr)	92		70-130
1868-53-7	Dibromofluoromethane (Surr)	107		70-130

FORM I
GC/MS VOA ORGANICS ANALYSIS DATA SHEET
TENTATIVELY IDENTIFIED COMPOUNDS

Lab Name: TestAmerica Edison Job No.: 460-69122-1

SDG No.:

Client Sample ID: Lab Sample ID: MB 460-201425/5

Matrix: Water Lab File ID: B64490.D

Analysis Method: 8260B Date Collected:

Sample wt/vol: 5(mL) Date Analyzed: 01/07/2014 08:59

Soil Aliquot Vol: Dilution Factor: 1

Soil Extract Vol.: GC Column: Rtx-624 ID: 0.25(mm)

% Moisture: Level: (low/med) Low

Analysis Batch No.: 201425 Units: ug/L

Number TICs Found: 0 TIC Result Total: 0

CAS NO.	COMPOUND NAME	RT	RESULT	Q
	Tentatively Identified Compound		None	

TestAmerica Edison
Target Compound Quantitation Report

Data File: \\EDICHROM\ChromData\CVOAMS2\20140107-8610.b\B64490.D
Lims ID: MB Lab Sample ID: MB 460-201425/5-A
Client ID:
Sample Type: MB
Inject. Date: 07-Jan-2014 08:59:30 ALS Bottle#: 4 Worklist Smp#: 5
Purge Vol: 5.000 mL Dil. Factor: 1.0000
Sample Info: MB
Misc. Info.: 460-0008610-005
Operator ID: Instrument ID: CVOAMS2

Method: \\EDICHROM\ChromData\CVOAMS2\20140107-8610.b\8260W_2.m
Limit Group: VOA - 8260B Water and Solid
Last Update: 07-Jan-2014 18:31:08 Calib Date: 13-Dec-2013 14:51:30
Integrator: RTE ID Type: Deconvolution ID
Quant Method: Internal Standard Quant By: Initial Calibration
Last ICal File: \\EDICHROM\ChromData\CVOAMS2\20131213-7772.b\B63528.D

Column 1 : Rtx-624 (0.25 mm) Detector MS SCAN
Process Host: XAWRK016

First Level Reviewer: patelv1 Date: 07-Jan-2014 18:31:08

Compound	Sig	RT (min.)	Exp RT (min.)	Dlt RT (min.)	Q	Response	On-Col Amt ug/l	Flags
* 26 TBA-d9 (IS)	65	2.772	2.772	0.0	53	268687	1000.0	
$ 57 Dibromofluoromethane (Surr)	113	4.459	4.459	0.0	97	204388	53.6	
$ 53 1,2-Dichloroethane-d4 (Surr)	65	4.854	4.854	0.0	87	272866	57.4	
* 58 Fluorobenzene	96	5.184	5.175	0.009	98	611884	50.0	
* 65 1,4-Dioxane-d8	96	6.039	6.039	0.0	86	22109	1000.0	
$ 76 Toluene-d8 (Surr)	98	7.175	7.175	0.0	98	619102	46.1	
* 87 Chlorobenzene-d5	117	8.747	8.747	0.0	87	540248	50.0	
$ 97 4-Bromofluorobenzene	174	9.842	9.842	0.0	88	213499	45.4	
* 115 1,4-Dichlorobenzene-d4	152	10.796	10.796	0.0	98	332013	50.0	

Report Date: 07-Jan-2014 18:31:08 Chrom Revision: 2.1 15-Oct-2013 07:52:24

TestAmerica Edison

Data File: \\EDICHROM\ChromData\CVOAMS2\20140107-8610.b\B64490.D

Injection Date:	07-Jan-2014 08:59:30	Instrument ID:	CVOAMS2	Operator ID:	
Lims ID:	MB	Lab Sample ID:	MB 460-201425/5-A	Worklist Smp#:	5
Client ID:					
Purge Vol:	5.000 mL	Dil. Factor:	1.0000	ALS Bottle#:	4
Method:	8260W_2	Limit Group:	VOA - 8260B Water and Solid		

Column: Rtx-624 (0.25 mm)

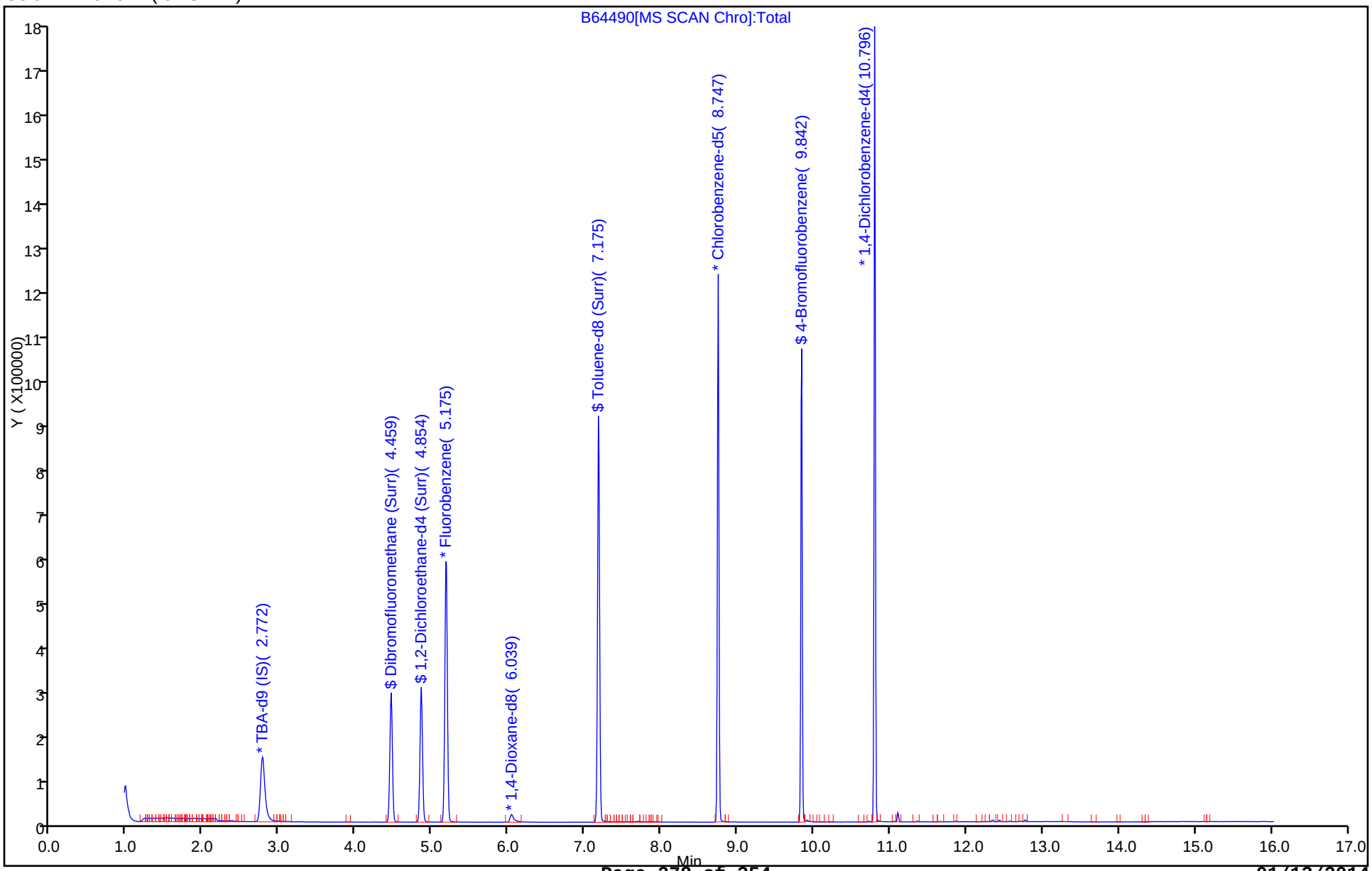

FORM I
GC/MS VOA ORGANICS ANALYSIS DATA SHEET

Lab Name: TestAmerica Edison | Job No.: 460-69122-1

SDG No.:

Client Sample ID: | Lab Sample ID: MB 460-201600/5

Matrix: Water | Lab File ID: B64518.D

Analysis Method: 8260B | Date Collected:

Sample wt/vol: 5(mL) | Date Analyzed: 01/08/2014 09:50

Soil Aliquot Vol: | Dilution Factor: 1

Soil Extract Vol.: | GC Column: Rtx-624 ID: 0.25(mm)

% Moisture: | Level: (low/med) Low

Analysis Batch No.: 201600 | Units: ug/L

CAS NO.	COMPOUND NAME	RESULT	Q	RL	MDL
74-87-3	Chloromethane	0.10	U	1.0	0.10
74-83-9	Bromomethane	0.18	U	1.0	0.18
75-01-4	Vinyl chloride	0.14	U	1.0	0.14
75-00-3	Chloroethane	0.17	U	1.0	0.17
75-09-2	Methylene Chloride	0.18	U	1.0	0.18
67-64-1	Acetone	2.7	U	5.0	2.7
75-15-0	Carbon disulfide	0.13	U	1.0	0.13
75-35-4	1,1-Dichloroethene	0.090	U	1.0	0.090
75-34-3	1,1-Dichloroethane	0.13	U	1.0	0.13
156-60-5	trans-1,2-Dichloroethene	0.13	U	1.0	0.13
156-59-2	cis-1,2-Dichloroethene	0.18	U	1.0	0.18
67-66-3	Chloroform	0.080	U	1.0	0.080
107-06-2	1,2-Dichloroethane	0.19	U	1.0	0.19
78-93-3	2-Butanone	2.3	U	5.0	2.3
71-55-6	1,1,1-Trichloroethane	0.060	U	1.0	0.060
56-23-5	Carbon tetrachloride	0.060	U	1.0	0.060
75-27-4	Bromodichloromethane	0.12	U	1.0	0.12
78-87-5	1,2-Dichloropropane	0.090	U	1.0	0.090
10061-01-5	cis-1,3-Dichloropropene	0.18	U	1.0	0.18
79-01-6	Trichloroethene	0.090	U	1.0	0.090
124-48-1	Dibromochloromethane	0.20	U	1.0	0.20
79-00-5	1,1,2-Trichloroethane	0.19	U	1.0	0.19
71-43-2	Benzene	0.080	U	1.0	0.080
10061-02-6	trans-1,3-Dichloropropene	0.24	U	1.0	0.24
75-25-2	Bromoform	0.19	U	1.0	0.19
108-10-1	4-Methyl-2-pentanone	0.99	U	5.0	0.99
591-78-6	2-Hexanone	0.50	U	5.0	0.50
127-18-4	Tetrachloroethene	0.10	U	1.0	0.10
79-34-5	1,1,2,2-Tetrachloroethane	0.16	U	1.0	0.16
108-88-3	Toluene	0.15	U	1.0	0.15
108-90-7	Chlorobenzene	0.11	U	1.0	0.11
100-41-4	Ethylbenzene	0.10	U	1.0	0.10
100-42-5	Styrene	0.12	U	1.0	0.12
1330-20-7	Xylenes, Total	0.13	U	2.0	0.13

FORM I
GC/MS VOA ORGANICS ANALYSIS DATA SHEET

Lab Name: TestAmerica Edison Job No.: 460-69122-1

SDG No.:

Client Sample ID: Lab Sample ID: MB 460-201600/5

Matrix: Water Lab File ID: B64518.D

Analysis Method: 8260B Date Collected:

Sample wt/vol: 5(mL) Date Analyzed: 01/08/2014 09:50

Soil Aliquot Vol: Dilution Factor: 1

Soil Extract Vol.: GC Column: Rtx-624 ID: 0.25(mm)

% Moisture: Level: (low/med) Low

Analysis Batch No.: 201600 Units: ug/L

CAS NO.	SURROGATE	%REC	Q	LIMITS
17060-07-0	1,2-Dichloroethane-d4 (Surr)	109		70-130
460-00-4	Bromofluorobenzene	92		70-130
2037-26-5	Toluene-d8 (Surr)	97		70-130
1868-53-7	Dibromofluoromethane (Surr)	109		70-130

FORM I
GC/MS VOA ORGANICS ANALYSIS DATA SHEET
TENTATIVELY IDENTIFIED COMPOUNDS

Lab Name: TestAmerica Edison Job No.: 460-69122-1

SDG No.:

Client Sample ID: Lab Sample ID: MB 460-201600/5

Matrix: Water Lab File ID: B64518.D

Analysis Method: 8260B Date Collected:

Sample wt/vol: 5(mL) Date Analyzed: 01/08/2014 09:50

Soil Aliquot Vol: Dilution Factor: 1

Soil Extract Vol.: GC Column: Rtx-624 ID: 0.25(mm)

% Moisture: Level: (low/med) Low

Analysis Batch No.: 201600 Units: ug/L

Number TICs Found: 0 TIC Result Total: 0

CAS NO.	COMPOUND NAME	RT	RESULT	Q
	Tentatively Identified Compound		None	

TestAmerica Edison
Target Compound Quantitation Report

Data File: \\EDICHROM\ChromData\CVOAMS2\20140108-8646.b\B64518.D
Lims ID: MB Lab Sample ID: MB 460-201600/5-A
Client ID:
Sample Type: MB
Inject. Date: 08-Jan-2014 09:50:30 ALS Bottle#: 4 Worklist Smp#: 5
Purge Vol: 5.000 mL Dil. Factor: 1.0000
Sample Info: MB
Misc. Info.: 460-0008646-005
Operator ID: Instrument ID: CVOAMS2

Method: \\EDICHROM\ChromData\CVOAMS2\20140108-8646.b\8260W_2.m
Limit Group: VOA - 8260B Water and Solid
Last Update: 08-Jan-2014 10:14:55 Calib Date: 13-Dec-2013 14:51:30
Integrator: RTE ID Type: RT Order ID
Quant Method: Internal Standard Quant By: Initial Calibration
Last ICal File: \\EDICHROM\ChromData\CVOAMS2\20131213-7772.b\B63528.D

Column 1 : Rtx-624 (0.25 mm) Detector MS SCAN
Process Host: XAWRK002

First Level Reviewer: moroneyc Date: 08-Jan-2014 10:12:42

Compound	Sig	RT (min.)	Exp RT (min.)	Dlt RT (min.)	Q	Response	On-Col Amt ug/l	Flags
* 26 TBA-d9 (IS)	65	2.764	2.764	0.0	61	193829	1000.0	
$ 57 Dibromofluoromethane (Surr)	113	4.443	4.443	0.0	97	173104	54.3	
$ 53 1,2-Dichloroethane-d4 (Surr)	65	4.838	4.838	0.0	86	217047	54.7	
* 58 Fluorobenzene	96	5.167	5.159	0.008	98	510874	50.0	
* 65 1,4-Dioxane-d8	96	6.015	6.015	0.0	80	14808	1000.0	
$ 76 Toluene-d8 (Surr)	98	7.167	7.159	0.008	98	508749	48.7	
* 87 Chlorobenzene-d5	117	8.731	8.731	0.0	87	420638	50.0	
$ 97 4-Bromofluorobenzene	174	9.825	9.825	0.0	86	168473	46.0	
* 115 1,4-Dichlorobenzene-d4	152	10.788	10.788	0.0	97	252554	50.0	

Report Date: 08-Jan-2014 10:14:56 Chrom Revision: 2.1 15-Oct-2013 07:52:24

TestAmerica Edison

Data File: \\EDICHROM\ChromData\CVOAMS2\20140108-8646.b\B64518.D

Injection Date:	08-Jan-2014 09:50:30	Instrument ID:	CVOAMS2	Operator ID:	
Lims ID:	MB	Lab Sample ID:	MB 460-201600/5-A	Worklist Smp#:	5
Client ID:					
Purge Vol:	5.000 mL	Dil. Factor:	1.0000	ALS Bottle#:	4
Method:	8260W_2	Limit Group:	VOA - 8260B Water and Solid		

Column: Rtx-624 (0.25 mm)

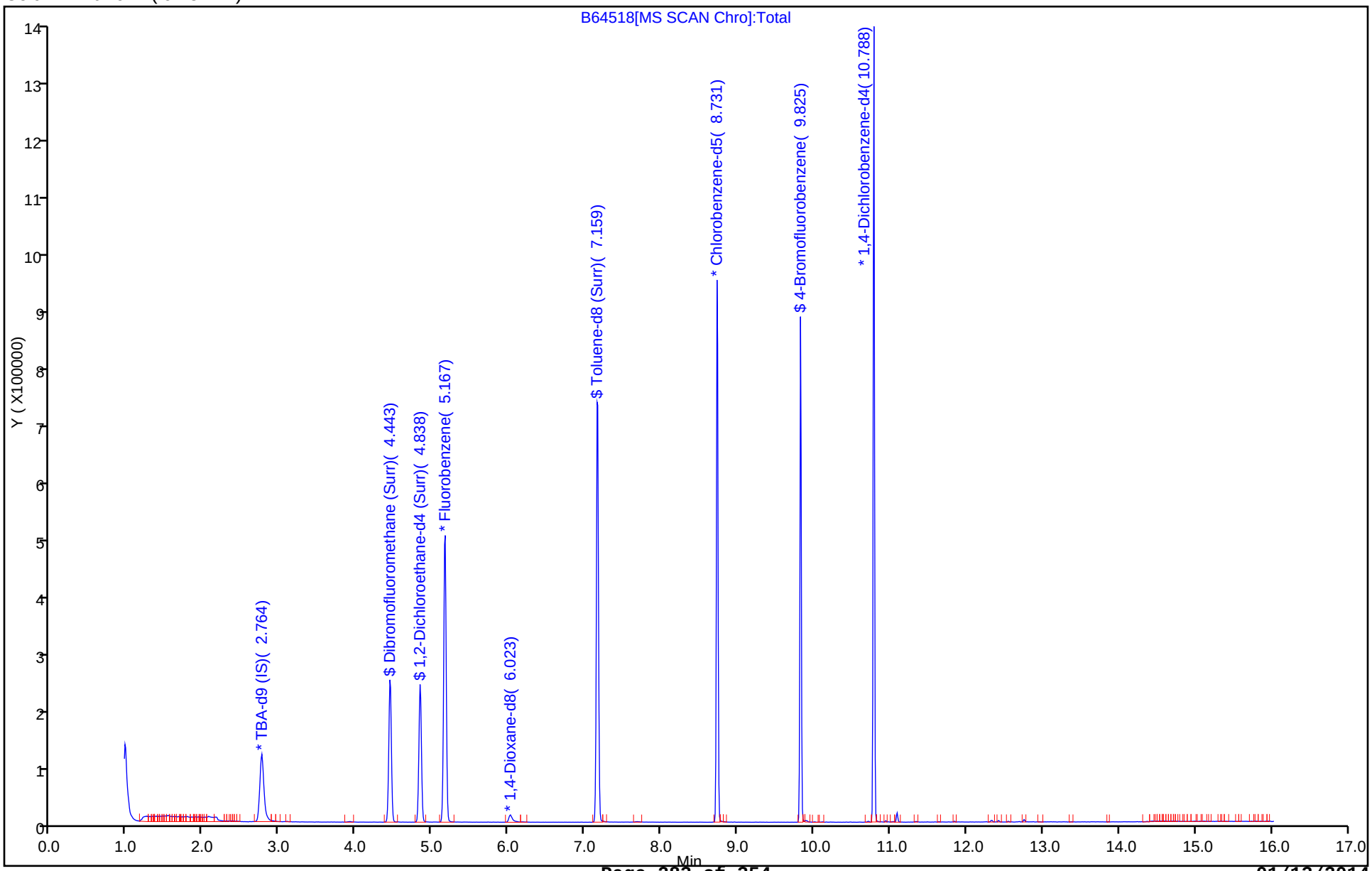

FORM I
GC/MS VOA ORGANICS ANALYSIS DATA SHEET

Lab Name: TestAmerica Edison | Job No.: 460-69122-1

SDG No.:

Client Sample ID: | Lab Sample ID: MB 460-201764/8

Matrix: Water | Lab File ID: B64546.D

Analysis Method: 8260B | Date Collected:

Sample wt/vol: 5(mL) | Date Analyzed: 01/09/2014 11:03

Soil Aliquot Vol: | Dilution Factor: 1

Soil Extract Vol.: | GC Column: Rtx-624 ID: 0.25(mm)

% Moisture: | Level: (low/med) Low

Analysis Batch No.: 201764 | Units: ug/L

CAS NO.	COMPOUND NAME	RESULT	Q	RL	MDL
74-87-3	Chloromethane	0.10	U	1.0	0.10
74-83-9	Bromomethane	0.18	U	1.0	0.18
75-01-4	Vinyl chloride	0.14	U	1.0	0.14
75-00-3	Chloroethane	0.17	U	1.0	0.17
75-09-2	Methylene Chloride	0.18	U	1.0	0.18
67-64-1	Acetone	2.7	U	5.0	2.7
75-15-0	Carbon disulfide	0.13	U	1.0	0.13
75-35-4	1,1-Dichloroethene	0.090	U	1.0	0.090
75-34-3	1,1-Dichloroethane	0.13	U	1.0	0.13
156-60-5	trans-1,2-Dichloroethene	0.13	U	1.0	0.13
156-59-2	cis-1,2-Dichloroethene	0.18	U	1.0	0.18
67-66-3	Chloroform	0.080	U	1.0	0.080
107-06-2	1,2-Dichloroethane	0.19	U	1.0	0.19
78-93-3	2-Butanone	2.3	U	5.0	2.3
71-55-6	1,1,1-Trichloroethane	0.060	U	1.0	0.060
56-23-5	Carbon tetrachloride	0.060	U	1.0	0.060
75-27-4	Bromodichloromethane	0.12	U	1.0	0.12
78-87-5	1,2-Dichloropropane	0.090	U	1.0	0.090
10061-01-5	cis-1,3-Dichloropropene	0.18	U	1.0	0.18
79-01-6	Trichloroethene	0.090	U	1.0	0.090
124-48-1	Dibromochloromethane	0.20	U	1.0	0.20
79-00-5	1,1,2-Trichloroethane	0.19	U	1.0	0.19
71-43-2	Benzene	0.080	U	1.0	0.080
10061-02-6	trans-1,3-Dichloropropene	0.24	U	1.0	0.24
75-25-2	Bromoform	0.19	U	1.0	0.19
108-10-1	4-Methyl-2-pentanone	0.99	U	5.0	0.99
591-78-6	2-Hexanone	0.50	U	5.0	0.50
127-18-4	Tetrachloroethene	0.10	U	1.0	0.10
79-34-5	1,1,2,2-Tetrachloroethane	0.16	U	1.0	0.16
108-88-3	Toluene	0.15	U	1.0	0.15
108-90-7	Chlorobenzene	0.11	U	1.0	0.11
100-41-4	Ethylbenzene	0.10	U	1.0	0.10
100-42-5	Styrene	0.12	U	1.0	0.12
1330-20-7	Xylenes, Total	0.13	U	2.0	0.13

FORM I
GC/MS VOA ORGANICS ANALYSIS DATA SHEET

Lab Name: TestAmerica Edison Job No.: 460-69122-1

SDG No.:

Client Sample ID: Lab Sample ID: MB 460-201764/8

Matrix: Water Lab File ID: B64546.D

Analysis Method: 8260B Date Collected:

Sample wt/vol: 5(mL) Date Analyzed: 01/09/2014 11:03

Soil Aliquot Vol: Dilution Factor: 1

Soil Extract Vol.: GC Column: Rtx-624 ID: 0.25(mm)

% Moisture: Level: (low/med) Low

Analysis Batch No.: 201764 Units: ug/L

CAS NO.	SURROGATE	%REC	Q	LIMITS
17060-07-0	1,2-Dichloroethane-d4 (Surr)	120		70-130
460-00-4	Bromofluorobenzene	90		70-130
2037-26-5	Toluene-d8 (Surr)	96		70-130
1868-53-7	Dibromofluoromethane (Surr)	108		70-130

FORM I
GC/MS VOA ORGANICS ANALYSIS DATA SHEET
TENTATIVELY IDENTIFIED COMPOUNDS

Lab Name: TestAmerica Edison Job No.: 460-69122-1

SDG No.:

Client Sample ID: Lab Sample ID: MB 460-201764/8

Matrix: Water Lab File ID: B64546.D

Analysis Method: 8260B Date Collected:

Sample wt/vol: 5(mL) Date Analyzed: 01/09/2014 11:03

Soil Aliquot Vol: Dilution Factor: 1

Soil Extract Vol.: GC Column: Rtx-624 ID: 0.25(mm)

% Moisture: Level: (low/med) Low

Analysis Batch No.: 201764 Units: ug/L

Number TICs Found: 0 TIC Result Total: 0

CAS NO.	COMPOUND NAME	RT	RESULT	Q
	Tentatively Identified Compound		None	

TestAmerica Edison
Target Compound Quantitation Report

Data File: \\EDICHROM\ChromData\CVOAMS2\20140109-8670.b\B64546.D
Lims ID: MB Lab Sample ID: MB 460-201764/8-A
Client ID:
Sample Type: MB
Inject. Date: 09-Jan-2014 11:03:30 ALS Bottle#: 5 Worklist Smp#: 8
Purge Vol: 5.000 mL Dil. Factor: 1.0000
Sample Info: MB
Misc. Info.: 460-0008670-008
Operator ID: Instrument ID: CVOAMS2

Method: \\EDICHROM\ChromData\CVOAMS2\20140109-8670.b\8260W_2.m
Limit Group: VOA - 8260B Water and Solid
Last Update: 09-Jan-2014 11:21:44 Calib Date: 13-Dec-2013 14:51:30
Integrator: RTE ID Type: RT Order ID
Quant Method: Internal Standard Quant By: Initial Calibration
Last ICal File: \\EDICHROM\ChromData\CVOAMS2\20131213-7772.b\B63528.D

Column 1 : Rtx-624 (0.25 mm) Detector MS SCAN
Process Host: XAWRK025

First Level Reviewer: moroneyc Date: 09-Jan-2014 11:21:22

Compound	Sig	RT (min.)	Exp RT (min.)	Dlt RT (min.)	Q	Response	On-Col Amt ug/l	Flags
* 26 TBA-d9 (IS)	65	2.764	2.756	0.008	62	401119	1000.0	
$ 57 Dibromofluoromethane (Surr)	113	4.443	4.443	0.0	97	208399	53.9	
$ 53 1,2-Dichloroethane-d4 (Surr)	65	4.838	4.838	0.0	86	289056	60.1	
* 58 Fluorobenzene	96	5.159	5.159	0.0	98	619768	50.0	
* 65 1,4-Dioxane-d8	96	6.015	6.015	0.0	89	32612	1000.0	
$ 76 Toluene-d8 (Surr)	98	7.159	7.159	0.0	98	635298	47.8	
* 87 Chlorobenzene-d5	117	8.730	8.731	-0.001	87	534889	50.0	
$ 97 4-Bromofluorobenzene	174	9.825	9.825	0.0	84	209725	45.0	
* 115 1,4-Dichlorobenzene-d4	152	10.788	10.788	0.0	97	323146	50.0	

Report Date: 09-Jan-2014 11:21:44 Chrom Revision: 2.1 15-Oct-2013 07:52:24

TestAmerica Edison

Data File: \\EDICHROM\ChromData\CVOAMS2\20140109-8670.b\B64546.D

Injection Date:	09-Jan-2014 11:03:30	Instrument ID:	CVOAMS2	Operator ID:	
Lims ID:	MB	Lab Sample ID:	MB 460-201764/8-A	Worklist Smp#:	8
Client ID:					
Purge Vol:	5.000 mL	Dil. Factor:	1.0000	ALS Bottle#:	5
Method:	8260W_2	Limit Group:	VOA - 8260B Water and Solid		

Column: Rtx-624 (0.25 mm)

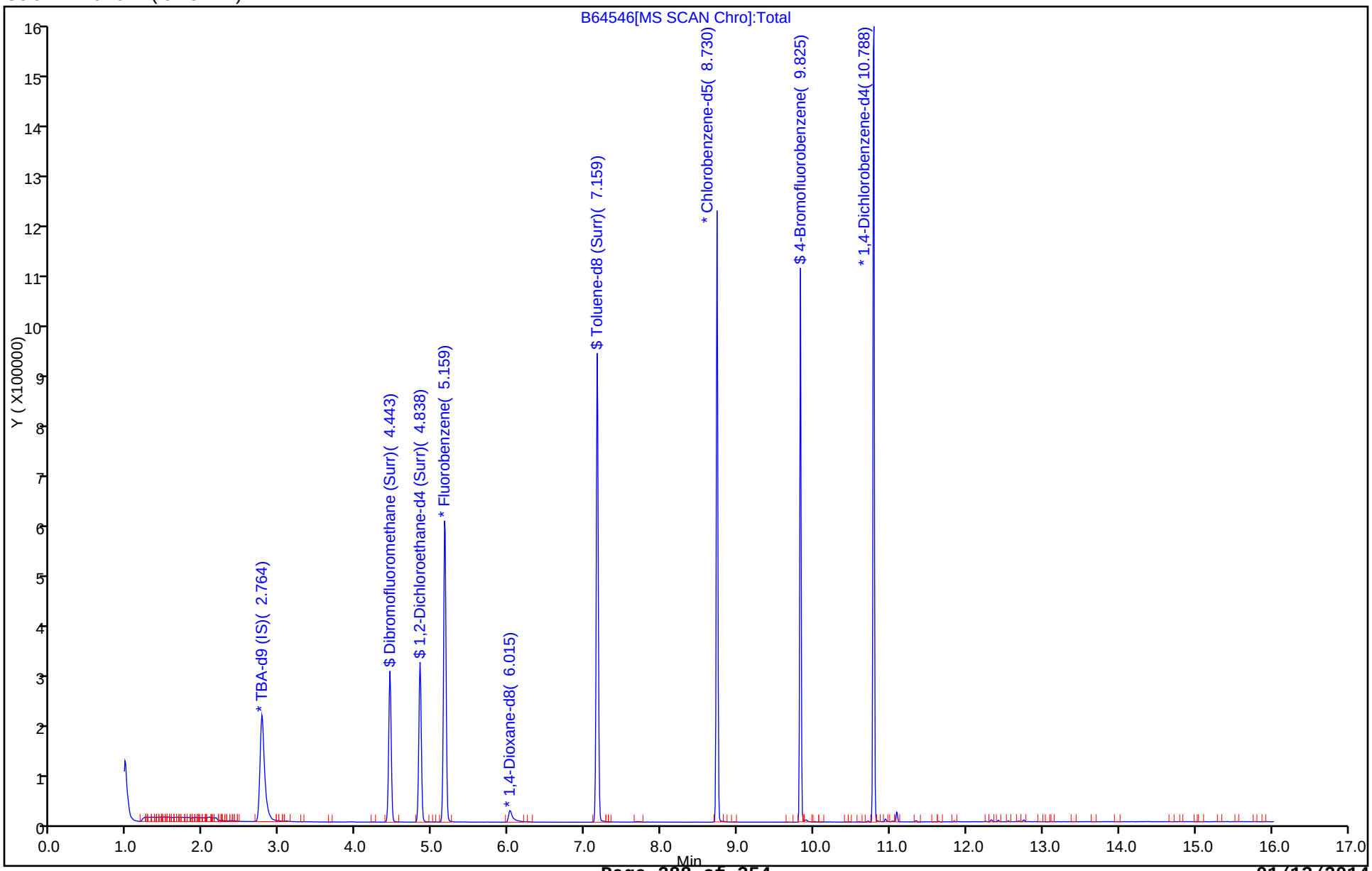

FORM I
GC/MS VOA ORGANICS ANALYSIS DATA SHEET

Lab Name: TestAmerica Edison | Job No.: 460-69122-1

SDG No.:

Client Sample ID: | Lab Sample ID: LCS 460-201425/3

Matrix: Water | Lab File ID: B64488.D

Analysis Method: 8260B | Date Collected:

Sample wt/vol: 5(mL) | Date Analyzed: 01/07/2014 07:56

Soil Aliquot Vol: | Dilution Factor: 1

Soil Extract Vol.: | GC Column: Rtx-624 ID: 0.25(mm)

% Moisture: | Level: (low/med) Low

Analysis Batch No.: 201425 | Units: ug/L

CAS NO.	COMPOUND NAME	RESULT	Q	RL	MDL
74-87-3	Chloromethane	23.5		1.0	0.10
74-83-9	Bromomethane	27.6		1.0	0.18
75-01-4	Vinyl chloride	25.0		1.0	0.14
75-00-3	Chloroethane	27.9		1.0	0.17
75-09-2	Methylene Chloride	21.2		1.0	0.18
67-64-1	Acetone	151		5.0	2.7
75-15-0	Carbon disulfide	15.5		1.0	0.13
75-35-4	1,1-Dichloroethene	21.1		1.0	0.090
75-34-3	1,1-Dichloroethane	20.3		1.0	0.13
156-60-5	trans-1,2-Dichloroethene	21.0		1.0	0.13
156-59-2	cis-1,2-Dichloroethene	19.7		1.0	0.18
67-66-3	Chloroform	21.5		1.0	0.080
107-06-2	1,2-Dichloroethane	22.3		1.0	0.19
78-93-3	2-Butanone	110		5.0	2.3
71-55-6	1,1,1-Trichloroethane	21.5		1.0	0.060
56-23-5	Carbon tetrachloride	22.0		1.0	0.060
75-27-4	Bromodichloromethane	19.0		1.0	0.12
78-87-5	1,2-Dichloropropane	18.4		1.0	0.090
10061-01-5	cis-1,3-Dichloropropene	19.4		1.0	0.18
79-01-6	Trichloroethene	19.9		1.0	0.090
124-48-1	Dibromochloromethane	14.7		1.0	0.20
79-00-5	1,1,2-Trichloroethane	20.2		1.0	0.19
71-43-2	Benzene	20.4		1.0	0.080
10061-02-6	trans-1,3-Dichloropropene	17.6		1.0	0.24
75-25-2	Bromoform	13.6		1.0	0.19
108-10-1	4-Methyl-2-pentanone	90.1		5.0	0.99
591-78-6	2-Hexanone	92.7		5.0	0.50
127-18-4	Tetrachloroethene	21.0		1.0	0.10
79-34-5	1,1,2,2-Tetrachloroethane	18.9		1.0	0.16
108-88-3	Toluene	20.2		1.0	0.15
108-90-7	Chlorobenzene	20.6		1.0	0.11
100-41-4	Ethylbenzene	20.2		1.0	0.10
100-42-5	Styrene	20.3		1.0	0.12
1330-20-7	Xylenes, Total	40.6		2.0	0.13

FORM I
GC/MS VOA ORGANICS ANALYSIS DATA SHEET

Lab Name: TestAmerica Edison Job No.: 460-69122-1

SDG No.:

Client Sample ID: Lab Sample ID: LCS 460-201425/3

Matrix: Water Lab File ID: B64488.D

Analysis Method: 8260B Date Collected:

Sample wt/vol: 5(mL) Date Analyzed: 01/07/2014 07:56

Soil Aliquot Vol: Dilution Factor: 1

Soil Extract Vol.: GC Column: Rtx-624 ID: 0.25(mm)

% Moisture: Level: (low/med) Low

Analysis Batch No.: 201425 Units: ug/L

CAS NO.	SURROGATE	%REC	Q	LIMITS
17060-07-0	1,2-Dichloroethane-d4 (Surr)	111		70-130
460-00-4	Bromofluorobenzene	99		70-130
2037-26-5	Toluene-d8 (Surr)	103		70-130
1868-53-7	Dibromofluoromethane (Surr)	106		70-130

TestAmerica Edison
Target Compound Quantitation Report

Data File: \\EDICHROM\ChromData\CVOAMS2\20140107-8610.b\B64488.D
Lims ID: LCS Lab Sample ID: LCS 460-201425/3-A
Client ID:
Sample Type: LCS
Inject. Date: 07-Jan-2014 07:56:30 ALS Bottle#: 2 Worklist Smp#: 3
Purge Vol: 5.000 mL Dil. Factor: 1.0000
Sample Info: LCS
Misc. Info.: 460-0008610-003
Operator ID: Instrument ID: CVOAMS2

Method: \\EDICHROM\ChromData\CVOAMS2\20140107-8610.b\8260W_2.m
Limit Group: VOA - 8260B Water and Solid
Last Update: 07-Jan-2014 18:29:49 Calib Date: 13-Dec-2013 14:51:30
Integrator: RTE ID Type: Deconvolution ID
Quant Method: Internal Standard Quant By: Initial Calibration
Last ICal File: \\EDICHROM\ChromData\CVOAMS2\20131213-7772.b\B63528.D

Column 1 : Rtx-624 (0.25 mm) Detector MS SCAN
Process Host: XAWRK016

First Level Reviewer: patelv1 Date: 07-Jan-2014 18:29:49

Compound	Sig	RT (min.)	Exp RT (min.)	Dlt RT (min.)	Q	Response	On-Col Amt ug/l	Flags
2 Dichlorodifluoromethane	85	1.134	1.126	0.008	89	123877	21.0	
3 Chloromethane	50	1.250	1.242	0.008	89	96249	23.5	
5 Butadiene	54	1.348	1.340	0.008	94	77465	23.6	
4 Vinyl chloride	62	1.348	1.340	0.008	83	97540	25.0	
7 Bromomethane	94	1.595	1.587	0.008	98	44250	27.6	
8 Chloroethane	64	1.669	1.661	0.008	97	44355	27.9	
10 Dichlorofluoromethane	67	1.859	1.851	0.008	90	137854	25.0	
9 Trichlorofluoromethane	101	1.867	1.859	0.008	84	100110	26.1	
19 Pentane	72	1.883	1.875	0.008	95	19408	60.7	
139 Ethanol	46	2.081	2.064	0.017	82	9628	1208.9	
11 Ethyl ether	59	2.081	2.073	0.008	88	52022	22.8	
13 2-Methyl-1,3-butadiene	67	2.089	2.081	0.008	98	88768	20.9	
15 Acrolein	56	2.245	2.237	0.008	72	14899	38.5	
16 1,1,2-Trichloro-1,2,2-trifluoroe	101	2.262	2.254	0.008	93	91845	22.8	
17 1,1-Dichloroethene	96	2.270	2.262	0.008	88	80298	21.1	
18 Acetone	43	2.377	2.369	0.008	84	133082	150.7	
20 Iodomethane	142	2.418	2.410	0.008	98	158668	21.5	
21 Carbon disulfide	76	2.443	2.435	0.008	99	204147	15.5	
135 Isopropyl alcohol	45	2.501	2.501	0.0	93	37686	232.1	
141 3-Chloro-1-propene	76	2.599	2.591	0.008	27	40480	19.3	
22 Cyclopentene	67	2.608	2.599	0.009	85	206168	21.1	
23 Methyl acetate	43	2.624	2.616	0.008	98	274489	102.4	
24 Acetonitrile	41	2.682	2.673	0.009	93	89614	270.2	
25 Methylene Chloride	84	2.739	2.731	0.008	83	93536	21.2	
* 26 TBA-d9 (IS)	65	2.780	2.772	0.008	87	311581	1000.0	
27 2-Methyl-2-propanol	59	2.854	2.846	0.008	91	71956	184.9	
28 Methyl tert-butyl ether	73	2.920	2.912	0.008	96	221483	18.8	
29 trans-1,2-Dichloroethene	96	2.928	2.929	-0.001	89	85939	21.0	
31 Acrylonitrile	53	3.019	3.011	0.008	91	275405	204.6	
32 Hexane	43	3.101	3.101	0.0	88	46439	18.2	
136 Allyl alcohol	57	3.101	3.101	0.0	72	72698	0	

Compound	Sig	RT (min.)	Exp RT (min.)	Dlt RT (min.)	Q	Response	On-Col Amt ug/l	Flags
33 Isopropyl ether	45	3.356	3.357	-0.001	91	207712	16.6	
34 1,1-Dichloroethane	63	3.365	3.357	0.008	94	160159	20.3	
35 Vinyl acetate	43	3.406	3.398	0.008	99	376312	38.9	
36 2-Chloro-1,3-butadiene	88	3.406	3.406	0.0	91	72728	19.2	
37 Tert-butyl ethyl ether	59	3.710	3.710	0.0	88	208648	16.5	
38 2,2-Dichloropropane	77	3.916	3.916	0.0	91	126760	19.8	
39 cis-1,2-Dichloroethene	96	3.949	3.941	0.008	88	91252	19.7	
40 2-Butanone (MEK)	72	3.982	3.982	0.0	96	39290	109.6	
41 Ethyl acetate	70	4.007	3.998	0.009	95	14875	39.0	
42 Methyl acrylate	55	4.056	4.048	0.008	88	58687	17.8	
43 Propionitrile	54	4.130	4.122	0.008	94	104850	207.1	
44 Tetrahydrofuran	42	4.196	4.188	0.008	55	39577	38.6	
45 Chlorobromomethane	128	4.204	4.196	0.008	79	51042	21.0	
46 Methacrylonitrile	67	4.245	4.237	0.008	91	317469	202.7	
47 Chloroform	83	4.278	4.278	0.0	86	173690	21.5	
48 Cyclohexane	56	4.393	4.394	-0.001	89	116862	18.8	
49 1,1,1-Trichloroethane	97	4.426	4.418	0.008	92	140594	21.5	
$ 57 Dibromofluoromethane (Surr)	113	4.459	4.459	0.0	96	242151	52.8	
50 Carbon tetrachloride	117	4.558	4.558	0.0	89	116679	22.0	
51 1,1-Dichloropropene	75	4.599	4.599	0.0	94	107038	18.8	
52 Benzene	78	4.821	4.821	0.0	98	316158	20.4	
138 Isobutyl alcohol	43	4.830	4.830	0.0	86	54522	466.1	
$ 53 1,2-Dichloroethane-d4 (Surr)	65	4.854	4.854	0.0	96	315532	55.3	
140 Tert-amyl methyl ether	73	4.945	4.937	0.008	85	202919	17.1	
54 1,2-Dichloroethane	62	4.945	4.937	0.008	93	149978	22.3	
55 Isopropyl acetate	43	4.961	4.953	0.008	97	196043	17.1	
56 n-Heptane	57	5.060	5.052	0.008	87	29423	16.9	
* 58 Fluorobenzene	96	5.183	5.175	0.008	98	734802	50.0	
59 2,4,4-Trimethyl-1-pentene	57	5.455	5.455	0.0	88	229153	33.2	
60 Trichloroethene	95	5.603	5.603	0.0	93	90992	19.9	
61 n-Butanol	56	5.636	5.636	0.0	93	29350	409.8	
62 Methylcyclohexane	83	5.743	5.743	0.0	92	103991	18.6	
63 Ethyl acrylate	55	5.809	5.809	0.0	93	78924	15.8	
64 1,2-Dichloropropane	63	5.949	5.949	0.0	81	78358	18.4	
* 65 1,4-Dioxane-d8	96	6.039	6.039	0.0	73	33841	1000.0	
67 1,4-Dioxane	88	6.105	6.105	0.0	33	17644	410.0	
66 Methyl methacrylate	100	6.105	6.105	0.0	88	37975	34.4	
68 Dibromomethane	93	6.105	6.105	0.0	63	65959	21.1	
69 n-Propyl acetate	43	6.187	6.188	-0.001	98	85855	16.4	
70 Dichlorobromomethane	83	6.319	6.311	0.008	96	107601	19.0	
71 2-Nitropropane	41	6.739	6.731	0.008	97	31295	25.3	
72 2-Chloroethyl vinyl ether	63	6.772	6.772	0.0	94	39002	14.4	
73 Epichlorohydrin	57	6.862	6.862	0.0	98	137998	0	
74 cis-1,3-Dichloropropene	75	6.928	6.920	0.008	91	124675	19.4	
75 4-Methyl-2-pentanone (MIBK)	43	7.134	7.126	0.008	97	369758	90.1	
$ 76 Toluene-d8 (Surr)	98	7.175	7.175	0.0	98	840740	51.3	
77 Toluene	91	7.257	7.257	0.0	94	347262	20.2	
78 trans-1,3-Dichloropropene	75	7.628	7.628	0.0	95	100229	17.6	
79 Ethyl methacrylate	69	7.685	7.685	0.0	89	81447	15.7	
80 1,1,2-Trichloroethane	83	7.825	7.817	0.008	89	70044	20.2	
81 Tetrachloroethene	166	7.842	7.842	0.0	87	93422	21.0	
82 1,3-Dichloropropane	76	7.998	7.998	0.0	94	135305	19.5	

Compound	Sig	RT (min.)	Exp RT (min.)	Dlt RT (min.)	Q	Response	On-Col Amt ug/l	Flags
83 2-Hexanone	43	8.080	8.080	0.0	97	255625	92.7	
85 n-Butyl acetate	73	8.196	8.196	0.0	97	17098	15.3	
84 Chlorodibromomethane	129	8.196	8.196	0.0	82	75200	14.7	
86 Ethylene Dibromide	107	8.311	8.311	0.0	99	87602	19.7	
* 87 Chlorobenzene-d5	117	8.747	8.747	0.0	87	659893	50.0	
88 Chlorobenzene	112	8.772	8.772	0.0	92	271829	20.6	
89 Ethylbenzene	106	8.862	8.862	0.0	99	133533	20.2	
90 1,1,1,2-Tetrachloroethane	131	8.870	8.870	0.0	85	92628	20.8	
91 m-Xylene & p-Xylene	106	8.977	8.977	0.0	98	167398	20.1	
92 o-Xylene	106	9.348	9.348	0.0	93	171604	20.5	
137 n-Butyl acrylate	73	9.348	9.348	0.0	57	58316	14.7	
93 Styrene	104	9.372	9.372	0.0	94	282676	20.3	
94 Amyl acetate (mixed isomers)	43	9.545	9.545	0.0	92	151420	13.4	
95 Bromoform	173	9.553	9.554	-0.001	93	40829	13.6	
96 Isopropylbenzene	105	9.669	9.669	0.0	96	459566	20.8	
$ 97 4-Bromofluorobenzene	174	9.841	9.842	-0.001	86	284270	49.5	
98 Camphene	41	9.858	9.858	0.0	95	31305	19.7	
99 Bromobenzene	156	9.957	9.957	0.0	97	122371	18.6	
100 1,1,2,2-Tetrachloroethane	83	9.998	9.998	0.0	90	132187	18.9	
101 N-Propylbenzene	91	10.023	10.023	-0.001	98	537118	18.9	
102 1,2,3-Trichloropropane	110	10.039	10.039	0.0	86	42712	20.1	
103 trans-1,4-Dichloro-2-butene	53	10.055	10.056	-0.001	56	33448	17.6	
104 2-Chlorotoluene	91	10.113	10.113	0.0	96	416883	20.0	
105 4-Ethyltoluene	105	10.121	10.121	0.0	97	490055	19.9	
106 1,3,5-Trimethylbenzene	105	10.179	10.179	0.0	93	403306	19.2	
107 4-Chlorotoluene	91	10.212	10.212	0.0	98	383916	20.1	
108 Butyl Methacrylate	87	10.261	10.261	0.0	97	110192	13.1	
109 tert-Butylbenzene	119	10.434	10.434	0.0	89	305977	18.3	
110 1,2,4-Trimethylbenzene	105	10.492	10.492	0.0	98	423298	19.4	
111 sec-Butylbenzene	105	10.615	10.615	0.0	98	435250	18.8	
113 1,3-Dichlorobenzene	146	10.738	10.739	-0.001	93	243901	20.6	
112 4-Isopropyltoluene	119	10.738	10.739	-0.001	94	384682	18.8	
* 115 1,4-Dichlorobenzene-d4	152	10.796	10.796	0.0	98	415164	50.0	
116 1,4-Dichlorobenzene	146	10.821	10.821	0.0	92	250941	20.2	
118 Benzyl chloride	91	10.936	10.936	0.0	97	173421	12.4	
119 2,3-Dihydroindene	117	10.994	10.994	0.0	90	449216	18.9	
120 p-Diethylbenzene	119	11.043	11.043	0.0	87	240488	19.8	
121 n-Butylbenzene	91	11.059	11.060	-0.001	96	450413	20.4	
122 1,2-Dichlorobenzene	146	11.117	11.117	0.0	93	243792	19.8	
123 1,2,4,5-Tetramethylbenzene	119	11.652	11.652	0.0	96	301251	15.3	
124 1,2-Dibromo-3-Chloropropane	75	11.743	11.743	-0.001	89	16874	14.5	
125 1,3,5-Trichlorobenzene	180	11.858	11.858	0.0	95	128750	16.7	
126 Camphor	95	12.277	12.278	-0.001	94	39556	53.5	
127 1,2,4-Trichlorobenzene	180	12.352	12.352	0.0	93	122355	17.1	
128 Hexachlorobutadiene	225	12.434	12.442	-0.008	88	38898	17.0	
130 Naphthalene	128	12.565	12.566	-0.001	99	302810	16.2	
131 1,2,3-Trichlorobenzene	180	12.771	12.771	0.0	92	112241	18.4	
S 134 Xylenes, Total	100				0		40.6	

Report Date: 07-Jan-2014 18:29:49 Chrom Revision: 2.1 15-Oct-2013 07:52:24

TestAmerica Edison

Data File: \\EDICHROM\ChromData\CVOAMS2\20140107-8610.b\B64488.D

Injection Date:	07-Jan-2014 07:56:30	Instrument ID:	CVOAMS2	Operator ID:	
Lims ID:	LCS	Lab Sample ID:	LCS 460-201425/3-A	Worklist Smp#:	3
Client ID:					
Purge Vol:	5.000 mL	Dil. Factor:	1.0000	ALS Bottle#:	2
Method:	8260W_2	Limit Group:	VOA - 8260B Water and Solid		

Column: Rtx-624 (0.25 mm)

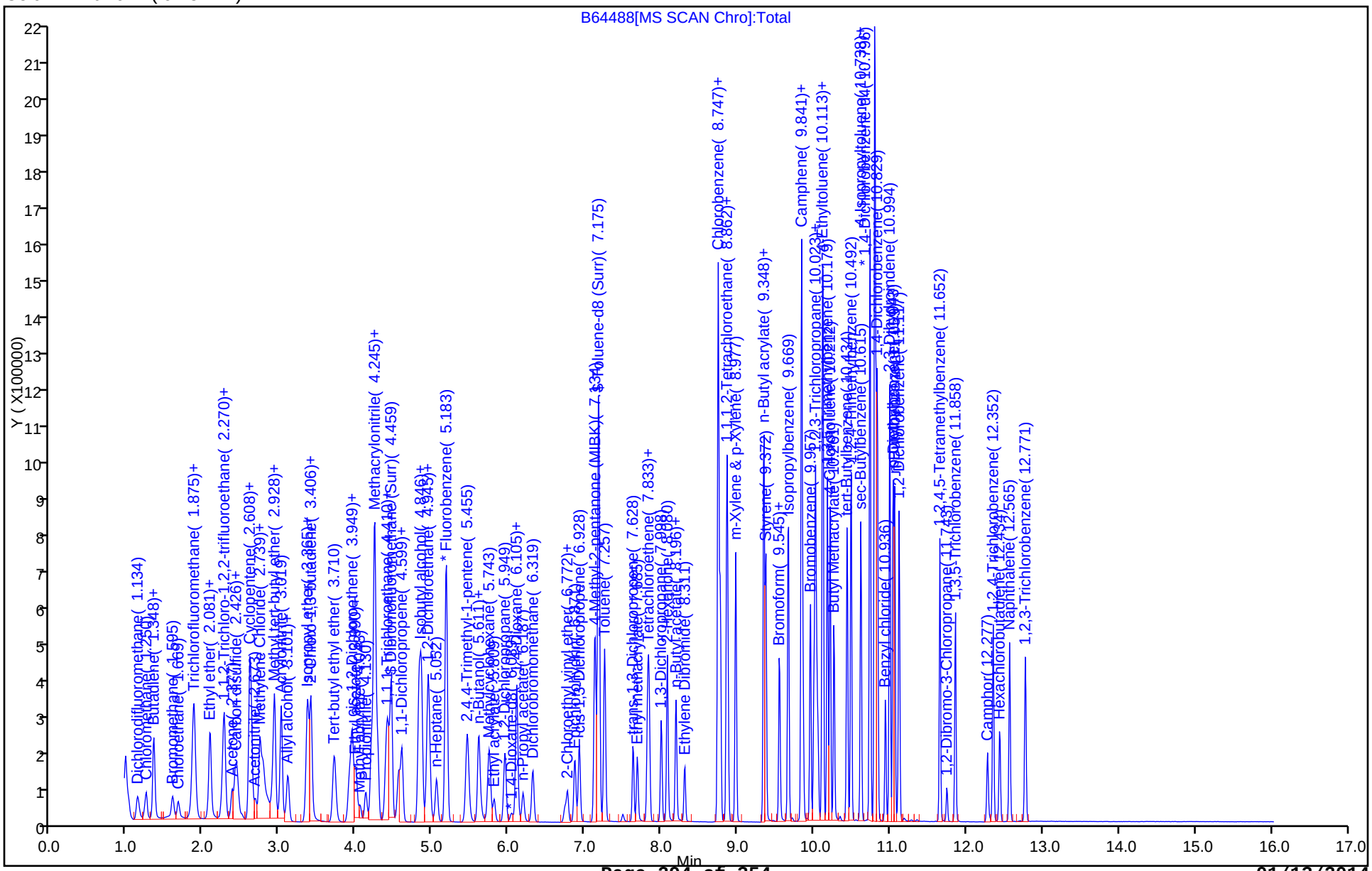

FORM I
GC/MS VOA ORGANICS ANALYSIS DATA SHEET

Lab Name: TestAmerica Edison | Job No.: 460-69122-1

SDG No.:

Client Sample ID: | Lab Sample ID: LCS 460-201600/3

Matrix: Water | Lab File ID: B64516.D

Analysis Method: 8260B | Date Collected:

Sample wt/vol: 5(mL) | Date Analyzed: 01/08/2014 08:47

Soil Aliquot Vol: | Dilution Factor: 1

Soil Extract Vol.: | GC Column: Rtx-624 ID: 0.25(mm)

% Moisture: | Level: (low/med) Low

Analysis Batch No.: 201600 | Units: ug/L

CAS NO.	COMPOUND NAME	RESULT	Q	RL	MDL
74-87-3	Chloromethane	24.5		1.0	0.10
74-83-9	Bromomethane	27.5		1.0	0.18
75-01-4	Vinyl chloride	25.9		1.0	0.14
75-00-3	Chloroethane	28.4		1.0	0.17
75-09-2	Methylene Chloride	21.3		1.0	0.18
67-64-1	Acetone	148		5.0	2.7
75-15-0	Carbon disulfide	16.3		1.0	0.13
75-35-4	1,1-Dichloroethene	21.3		1.0	0.090
75-34-3	1,1-Dichloroethane	21.1		1.0	0.13
156-60-5	trans-1,2-Dichloroethene	21.8		1.0	0.13
156-59-2	cis-1,2-Dichloroethene	19.9		1.0	0.18
67-66-3	Chloroform	22.3		1.0	0.080
107-06-2	1,2-Dichloroethane	22.0		1.0	0.19
78-93-3	2-Butanone	117		5.0	2.3
71-55-6	1,1,1-Trichloroethane	21.9		1.0	0.060
56-23-5	Carbon tetrachloride	23.2		1.0	0.060
75-27-4	Bromodichloromethane	19.3		1.0	0.12
78-87-5	1,2-Dichloropropane	18.9		1.0	0.090
10061-01-5	cis-1,3-Dichloropropene	20.1		1.0	0.18
79-01-6	Trichloroethene	21.1		1.0	0.090
124-48-1	Dibromochloromethane	15.0		1.0	0.20
79-00-5	1,1,2-Trichloroethane	19.4		1.0	0.19
71-43-2	Benzene	21.1		1.0	0.080
10061-02-6	trans-1,3-Dichloropropene	19.4		1.0	0.24
75-25-2	Bromoform	13.2		1.0	0.19
108-10-1	4-Methyl-2-pentanone	80.8		5.0	0.99
591-78-6	2-Hexanone	80.3		5.0	0.50
127-18-4	Tetrachloroethene	22.2		1.0	0.10
79-34-5	1,1,2,2-Tetrachloroethane	17.6		1.0	0.16
108-88-3	Toluene	21.2		1.0	0.15
108-90-7	Chlorobenzene	21.2		1.0	0.11
100-41-4	Ethylbenzene	20.6		1.0	0.10
100-42-5	Styrene	20.1		1.0	0.12
1330-20-7	Xylenes, Total	40.9		2.0	0.13

FORM I
GC/MS VOA ORGANICS ANALYSIS DATA SHEET

Lab Name: TestAmerica Edison Job No.: 460-69122-1

SDG No.:

Client Sample ID: Lab Sample ID: LCS 460-201600/3

Matrix: Water Lab File ID: B64516.D

Analysis Method: 8260B Date Collected:

Sample wt/vol: 5(mL) Date Analyzed: 01/08/2014 08:47

Soil Aliquot Vol: Dilution Factor: 1

Soil Extract Vol.: GC Column: Rtx-624 ID: 0.25(mm)

% Moisture: Level: (low/med) Low

Analysis Batch No.: 201600 Units: ug/L

CAS NO.	SURROGATE	%REC	Q	LIMITS
17060-07-0	1,2-Dichloroethane-d4 (Surr)	111		70-130
460-00-4	Bromofluorobenzene	102		70-130
2037-26-5	Toluene-d8 (Surr)	106		70-130
1868-53-7	Dibromofluoromethane (Surr)	109		70-130

TestAmerica Edison
Target Compound Quantitation Report

Data File: \\EDICHROM\ChromData\CVOAMS2\20140108-8646.b\B64516.D
Lims ID: LCS Lab Sample ID: LCS 460-201600/3-A
Client ID:
Sample Type: LCS
Inject. Date: 08-Jan-2014 08:47:30 ALS Bottle#: 2 Worklist Smp#: 3
Purge Vol: 5.000 mL Dil. Factor: 1.0000
Sample Info: LCS
Misc. Info.: 460-0008646-003
Operator ID: Instrument ID: CVOAMS2

Method: \\EDICHROM\ChromData\CVOAMS2\20140108-8646.b\8260W_2.m
Limit Group: VOA - 8260B Water and Solid
Last Update: 08-Jan-2014 16:00:33 Calib Date: 13-Dec-2013 14:51:30
Integrator: RTE ID Type: Deconvolution ID
Quant Method: Internal Standard Quant By: Initial Calibration
Last ICal File: \\EDICHROM\ChromData\CVOAMS2\20131213-7772.b\B63528.D

Column 1 : Rtx-624 (0.25 mm) Detector MS SCAN
Process Host: XAWRK051

First Level Reviewer: moroneyc Date: 08-Jan-2014 09:13:15

Compound	Sig	RT (min.)	Exp RT (min.)	Dlt RT (min.)	Q	Response	On-Col Amt ug/l	Flags
2 Dichlorodifluoromethane	85	1.135	1.126	0.008	89	116987	20.2	
3 Chloromethane	50	1.250	1.233	0.017	89	98859	24.5	
5 Butadiene	54	1.348	1.332	0.016	92	77480	23.9	
4 Vinyl chloride	62	1.348	1.332	0.016	83	99458	25.9	
7 Bromomethane	94	1.587	1.579	0.008	99	43329	27.5	
8 Chloroethane	64	1.661	1.653	0.008	98	44371	28.4	
10 Dichlorofluoromethane	67	1.859	1.842	0.017	90	138107	25.4	
9 Trichlorofluoromethane	101	1.859	1.851	0.008	85	104268	27.6	
19 Pentane	72	1.875	1.867	0.008	94	20955	66.6	
139 Ethanol	46	2.073	2.056	0.017	84	12592	1908.1	
11 Ethyl ether	59	2.073	2.065	0.008	86	51178	22.7	
13 2-Methyl-1,3-butadiene	67	2.081	2.073	0.008	98	91611	21.9	
15 Acrolein	56	2.237	2.229	0.008	91	12337	38.8	
16 1,1,2-Trichloro-1,2,2-trifluoroe	101	2.254	2.246	0.008	93	92459	23.4	
17 1,1-Dichloroethene	96	2.270	2.254	0.016	88	80050	21.3	
18 Acetone	43	2.369	2.361	0.008	79	107625	148.4	
20 Iodomethane	142	2.410	2.402	0.008	99	159019	21.9	
21 Carbon disulfide	76	2.435	2.427	0.008	99	211072	16.3	
135 Isopropyl alcohol	45	2.492	2.484	0.008	78	31181	233.8	
141 3-Chloro-1-propene	76	2.591	2.583	0.008	40	37635	18.2	
22 Cyclopentene	67	2.608	2.591	0.017	87	199864	20.8	
23 Methyl acetate	43	2.624	2.608	0.016	98	240011	90.9	
24 Acetonitrile	41	2.673	2.665	0.008	93	73583	225.3	
25 Methylene Chloride	84	2.731	2.723	0.008	83	92204	21.3	
* 26 TBA-d9 (IS)	65	2.764	2.764	0.0	90	255934	1000.0	
27 2-Methyl-2-propanol	59	2.838	2.838	0.0	87	62852	196.6	
28 Methyl tert-butyl ether	73	2.912	2.904	0.008	95	208384	18.0	
29 trans-1,2-Dichloroethene	96	2.920	2.912	0.008	88	87807	21.8	
31 Acrylonitrile	53	3.011	3.003	0.008	91	234203	176.7	
32 Hexane	43	3.093	3.085	0.008	88	48648	19.4	
136 Allyl alcohol	57	3.093	3.085	0.008	72	76080	0	

Compound	Sig	RT (min.)	Exp RT (min.)	Dlt RT (min.)	Q	Response	On-Col Amt ug/l	Flags
33 Isopropyl ether	45	3.348	3.340	0.008	90	209183	17.0	
34 1,1-Dichloroethane	63	3.357	3.348	0.009	93	163393	21.1	
35 Vinyl acetate	43	3.389	3.381	0.008	99	356908	37.5	
36 2-Chloro-1,3-butadiene	88	3.398	3.390	0.008	90	70774	19.0	
37 Tert-butyl ethyl ether	59	3.702	3.694	0.008	89	202913	16.3	
38 2,2-Dichloropropane	77	3.900	3.900	0.0	93	124335	19.7	
39 cis-1,2-Dichloroethene	96	3.933	3.933	0.0	88	91057	19.9	
40 2-Butanone (MEK)	72	3.974	3.966	0.008	96	34396	116.9	
41 Ethyl acetate	70	3.990	3.990	0.0	74	14576	46.5	
42 Methyl acrylate	55	4.040	4.032	0.008	87	51156	15.8	
43 Propionitrile	54	4.114	4.106	0.008	94	86531	208.1	
44 Tetrahydrofuran	42	4.188	4.180	0.008	62	32349	38.5	
45 Chlorobromomethane	128	4.188	4.180	0.008	79	50092	20.9	
46 Methacrylonitrile	67	4.229	4.221	0.008	91	283103	183.5	
47 Chloroform	83	4.270	4.262	0.008	86	176864	22.3	
48 Cyclohexane	56	4.385	4.377	0.008	89	119228	19.5	
49 1,1,1-Trichloroethane	97	4.410	4.402	0.008	91	141491	21.9	
$ 57 Dibromofluoromethane (Surr)	113	4.443	4.443	0.0	97	244896	54.3	
50 Carbon tetrachloride	117	4.542	4.542	0.0	90	120814	23.2	
51 1,1-Dichloropropene	75	4.583	4.583	0.0	93	117360	21.0	
52 Benzene	78	4.813	4.805	0.008	98	320893	21.1	
138 Isobutyl alcohol	43	4.821	4.813	0.008	85	45617	474.8	
$ 53 1,2-Dichloroethane-d4 (Surr)	65	4.838	4.838	0.0	96	312211	55.6	
140 Tert-amyl methyl ether	73	4.928	4.920	0.008	88	194426	16.6	
54 1,2-Dichloroethane	62	4.928	4.920	0.008	93	145678	22.0	
55 Isopropyl acetate	43	4.945	4.937	0.008	98	179566	15.9	
56 n-Heptane	57	5.044	5.036	0.008	86	29224	17.1	
* 58 Fluorobenzene	96	5.167	5.159	0.008	98	723635	50.0	
59 2,4,4-Trimethyl-1-pentene	57	5.439	5.439	0.0	88	232001	34.1	
60 Trichloroethene	95	5.595	5.587	0.008	93	95346	21.1	
61 n-Butanol	56	5.620	5.612	0.008	94	25710	437.0	
62 Methylcyclohexane	83	5.727	5.727	0.0	92	103453	18.8	
63 Ethyl acrylate	55	5.793	5.793	0.0	92	71620	14.5	
64 1,2-Dichloropropane	63	5.932	5.933	-0.001	81	79064	18.9	
* 65 1,4-Dioxane-d8	96	6.023	6.015	0.008	74	26706	1000.0	
68 Dibromomethane	93	6.089	6.081	0.008	66	62128	20.1	
66 Methyl methacrylate	100	6.089	6.081	0.008	88	33850	31.2	
67 1,4-Dioxane	88	6.089	6.089	0.0	32	14814	436.1	
69 n-Propyl acetate	43	6.171	6.171	0.0	98	74778	14.5	
70 Dichlorobromomethane	83	6.303	6.295	0.008	96	107536	19.3	
71 2-Nitropropane	41	6.722	6.714	0.008	99	27431	22.5	
72 2-Chloroethyl vinyl ether	63	6.755	6.756	-0.001	94	35321	13.3	
73 Epichlorohydrin	57	6.854	6.846	0.008	98	117114	0	
74 cis-1,3-Dichloropropene	75	6.912	6.904	0.008	90	126565	20.1	
75 4-Methyl-2-pentanone (MIBK)	43	7.118	7.109	0.009	96	324858	80.8	
$ 76 Toluene-d8 (Surr)	98	7.167	7.159	0.008	99	849160	52.9	
77 Toluene	91	7.241	7.241	0.0	93	356001	21.2	
78 trans-1,3-Dichloropropene	75	7.620	7.611	0.009	94	107853	19.4	
79 Ethyl methacrylate	69	7.669	7.669	0.0	89	76024	15.0	
80 1,1,2-Trichloroethane	83	7.809	7.809	0.0	88	65990	19.4	
81 Tetrachloroethene	166	7.825	7.825	0.0	86	96732	22.2	
82 1,3-Dichloropropane	76	7.990	7.982	0.008	94	128651	18.9	

Compound	Sig	RT (min.)	Exp RT (min.)	Dlt RT (min.)	Q	Response	On-Col Amt ug/l	Flags
83 2-Hexanone	43	8.064	8.064	0.0	97	216913	80.3	
85 n-Butyl acetate	73	8.179	8.179	0.0	97	15863	14.5	
84 Chlorodibromomethane	129	8.179	8.179	0.0	82	75161	15.0	
86 Ethylene Dibromide	107	8.294	8.295	-0.001	98	82177	18.9	
* 87 Chlorobenzene-d5	117	8.731	8.731	0.0	88	646299	50.0	
88 Chlorobenzene	112	8.763	8.764	-0.001	93	273765	21.2	
89 Ethylbenzene	106	8.846	8.846	0.0	99	133299	20.6	
90 1,1,1,2-Tetrachloroethane	131	8.862	8.854	0.008	87	93521	21.4	
91 m-Xylene & p-Xylene	106	8.961	8.961	0.0	98	164042	20.2	
92 o-Xylene	106	9.331	9.331	0.0	92	170392	20.7	
137 n-Butyl acrylate	73	9.331	9.331	0.0	53	53671	13.8	
93 Styrene	104	9.356	9.356	0.0	92	275206	20.1	
94 Amyl acetate (mixed isomers)	43	9.537	9.537	0.0	93	133823	12.3	
95 Bromoform	173	9.545	9.545	0.0	94	38687	13.2	
96 Isopropylbenzene	105	9.652	9.652	0.0	97	457722	21.2	
$ 97 4-Bromofluorobenzene	174	9.825	9.825	0.0	85	285775	50.8	
98 Camphene	41	9.842	9.842	0.0	92	30797	19.8	
99 Bromobenzene	156	9.940	9.940	0.0	96	120441	18.9	
100 1,1,2,2-Tetrachloroethane	83	9.990	9.990	0.0	89	118789	17.6	
101 N-Propylbenzene	91	10.006	10.006	0.0	98	540151	19.7	
102 1,2,3-Trichloropropane	110	10.031	10.031	0.0	85	38385	18.7	
103 trans-1,4-Dichloro-2-butene	53	10.047	10.047	0.0	64	28910	15.8	
104 2-Chlorotoluene	91	10.105	10.105	0.0	96	421949	20.9	
105 4-Ethyltoluene	105	10.105	10.105	0.0	88	481997	20.3	
106 1,3,5-Trimethylbenzene	105	10.162	10.163	-0.001	93	402963	19.9	
107 4-Chlorotoluene	91	10.204	10.204	0.0	98	376852	20.5	
108 Butyl Methacrylate	87	10.253	10.253	0.0	97	108388	13.3	
109 tert-Butylbenzene	119	10.426	10.426	0.0	90	308343	19.1	
110 1,2,4-Trimethylbenzene	105	10.475	10.475	0.0	98	414759	19.7	
111 sec-Butylbenzene	105	10.607	10.607	0.0	98	431127	19.3	
112 4-Isopropyltoluene	119	10.722	10.722	0.0	93	372341	18.9	
113 1,3-Dichlorobenzene	146	10.730	10.722	0.008	93	239688	21.0	
* 115 1,4-Dichlorobenzene-d4	152	10.788	10.788	0.0	97	400389	50.0	
116 1,4-Dichlorobenzene	146	10.804	10.805	-0.001	92	251045	21.0	
118 Benzyl chloride	91	10.928	10.928	0.0	97	156545	11.7	
119 2,3-Dihydroindene	117	10.985	10.986	-0.001	90	427863	18.7	
120 p-Diethylbenzene	119	11.027	11.027	0.0	80	235755	20.1	
121 n-Butylbenzene	91	11.051	11.051	0.0	97	440221	20.7	
122 1,2-Dichlorobenzene	146	11.109	11.109	0.0	94	239020	20.1	
123 1,2,4,5-Tetramethylbenzene	119	11.644	11.644	0.0	96	316302	16.7	
124 1,2-Dibromo-3-Chloropropane	75	11.734	11.735	-0.001	88	17135	15.3	
125 1,3,5-Trichlorobenzene	180	11.841	11.842	-0.001	92	141716	19.1	
126 Camphor	95	12.261	12.261	0.0	93	36508	51.2	
127 1,2,4-Trichlorobenzene	180	12.335	12.335	0.0	92	128499	18.6	
128 Hexachlorobutadiene	225	12.426	12.426	0.0	88	43637	19.8	
130 Naphthalene	128	12.549	12.549	0.0	99	282269	15.6	
131 1,2,3-Trichlorobenzene	180	12.763	12.755	0.008	92	108445	18.4	
S 134 Xylenes, Total	100				0		40.9	

Report Date: 09-Jan-2014 06:09:49 Chrom Revision: 2.1 15-Oct-2013 07:52:24

TestAmerica Edison

Data File: \\EDICHROM\ChromData\CVOAMS2\20140108-8646.b\B64516.D

Injection Date:	08-Jan-2014 08:47:30	Instrument ID:	CVOAMS2	Operator ID:	
Lims ID:	LCS	Lab Sample ID:	LCS 460-201600/3-A	Worklist Smp#:	3
Client ID:					
Purge Vol:	5.000 mL	Dil. Factor:	1.0000	ALS Bottle#:	2
Method:	8260W_2	Limit Group:	VOA - 8260B Water and Solid		

Column: Rtx-624 (0.25 mm)

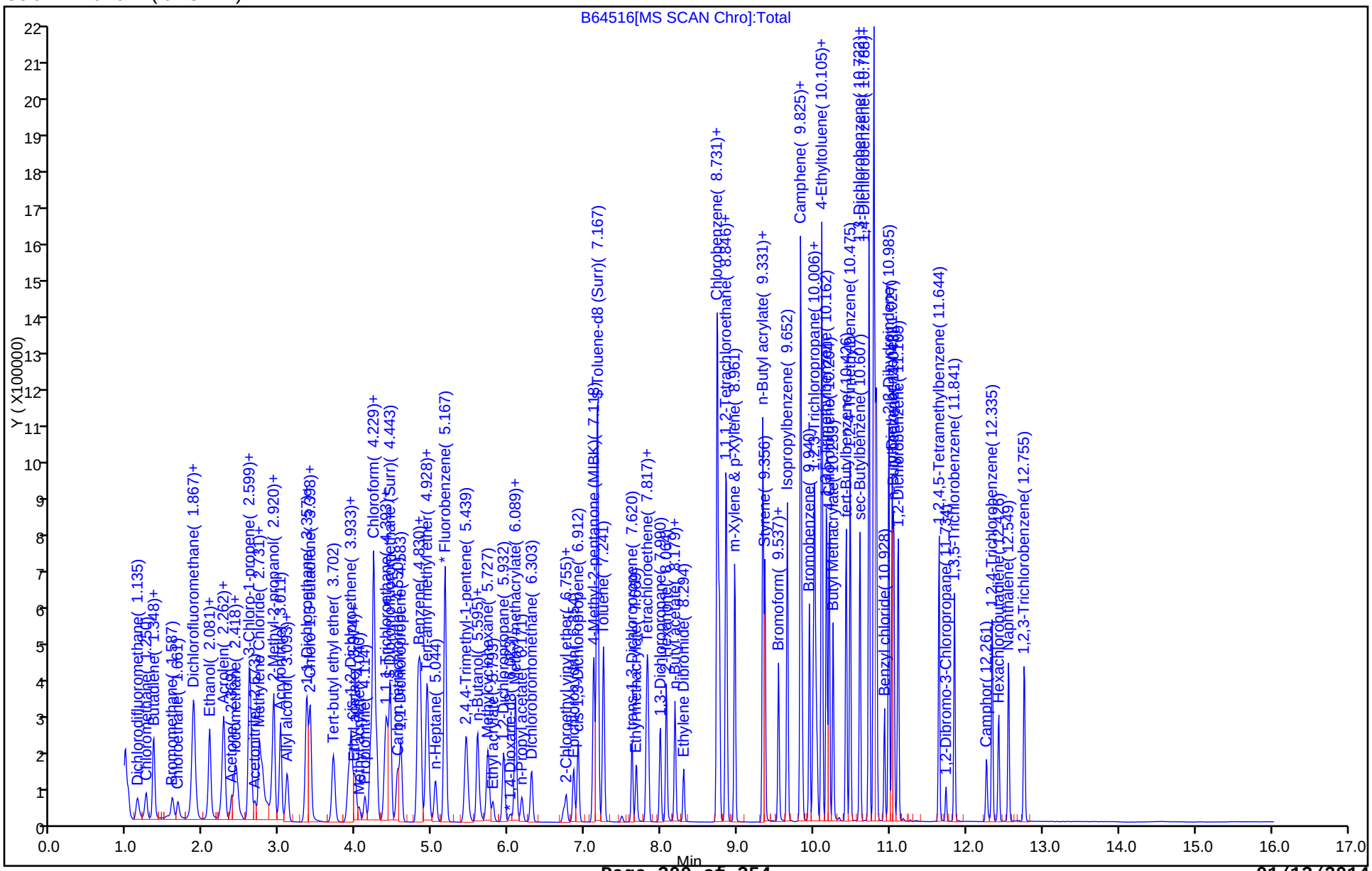

FORM I
GC/MS VOA ORGANICS ANALYSIS DATA SHEET

Lab Name: TestAmerica Edison | Job No.: 460-69122-1

SDG No.:

Client Sample ID: | Lab Sample ID: LCS 460-201764/6

Matrix: Water | Lab File ID: B64544.D

Analysis Method: 8260B | Date Collected:

Sample wt/vol: 5(mL) | Date Analyzed: 01/09/2014 10:05

Soil Aliquot Vol: | Dilution Factor: 1

Soil Extract Vol.: | GC Column: Rtx-624 ID: 0.25(mm)

% Moisture: | Level: (low/med) Low

Analysis Batch No.: 201764 | Units: ug/L

CAS NO.	COMPOUND NAME	RESULT	Q	RL	MDL
74-87-3	Chloromethane	23.8		1.0	0.10
74-83-9	Bromomethane	24.6		1.0	0.18
75-01-4	Vinyl chloride	24.5		1.0	0.14
75-00-3	Chloroethane	23.9		1.0	0.17
75-09-2	Methylene Chloride	21.7		1.0	0.18
67-64-1	Acetone	142		5.0	2.7
75-15-0	Carbon disulfide	13.3		1.0	0.13
75-35-4	1,1-Dichloroethene	20.1		1.0	0.090
75-34-3	1,1-Dichloroethane	19.8		1.0	0.13
156-60-5	trans-1,2-Dichloroethene	20.6		1.0	0.13
156-59-2	cis-1,2-Dichloroethene	18.8		1.0	0.18
67-66-3	Chloroform	21.5		1.0	0.080
107-06-2	1,2-Dichloroethane	23.5		1.0	0.19
78-93-3	2-Butanone	102		5.0	2.3
71-55-6	1,1,1-Trichloroethane	19.3		1.0	0.060
56-23-5	Carbon tetrachloride	20.5		1.0	0.060
75-27-4	Bromodichloromethane	18.3		1.0	0.12
78-87-5	1,2-Dichloropropane	18.1		1.0	0.090
10061-01-5	cis-1,3-Dichloropropene	20.2		1.0	0.18
79-01-6	Trichloroethene	19.2		1.0	0.090
124-48-1	Dibromochloromethane	15.4		1.0	0.20
79-00-5	1,1,2-Trichloroethane	21.6		1.0	0.19
71-43-2	Benzene	20.3		1.0	0.080
10061-02-6	trans-1,3-Dichloropropene	19.3		1.0	0.24
75-25-2	Bromoform	15.2		1.0	0.19
108-10-1	4-Methyl-2-pentanone	118		5.0	0.99
591-78-6	2-Hexanone	122		5.0	0.50
127-18-4	Tetrachloroethene	19.9		1.0	0.10
79-34-5	1,1,2,2-Tetrachloroethane	21.8		1.0	0.16
108-88-3	Toluene	20.1		1.0	0.15
108-90-7	Chlorobenzene	20.1		1.0	0.11
100-41-4	Ethylbenzene	18.9		1.0	0.10
100-42-5	Styrene	18.8		1.0	0.12
1330-20-7	Xylenes, Total	38.2		2.0	0.13

FORM I
GC/MS VOA ORGANICS ANALYSIS DATA SHEET

Lab Name: TestAmerica Edison Job No.: 460-69122-1

SDG No.:

Client Sample ID: Lab Sample ID: LCS 460-201764/6

Matrix: Water Lab File ID: B64544.D

Analysis Method: 8260B Date Collected:

Sample wt/vol: 5(mL) Date Analyzed: 01/09/2014 10:05

Soil Aliquot Vol: Dilution Factor: 1

Soil Extract Vol.: GC Column: Rtx-624 ID: 0.25(mm)

% Moisture: Level: (low/med) Low

Analysis Batch No.: 201764 Units: ug/L

CAS NO.	SURROGATE	%REC	Q	LIMITS
17060-07-0	1,2-Dichloroethane-d4 (Surr)	126		70-130
460-00-4	Bromofluorobenzene	106		70-130
2037-26-5	Toluene-d8 (Surr)	113		70-130
1868-53-7	Dibromofluoromethane (Surr)	115		70-130

TestAmerica Edison
Target Compound Quantitation Report

Data File: \\EDICHROM\ChromData\CVOAMS2\20140109-8670.b\B64544.D
Lims ID: LCS Lab Sample ID: LCS 460-201764/6-A
Client ID:
Sample Type: LCS
Inject. Date: 09-Jan-2014 10:05:30 ALS Bottle#: 4 Worklist Smp#: 6
Purge Vol: 5.000 mL Dil. Factor: 1.0000
Sample Info: LCS
Misc. Info.: 460-0008670-006
Operator ID: Instrument ID: CVOAMS2

Method: \\EDICHROM\ChromData\CVOAMS2\20140109-8670.b\8260W_2.m
Limit Group: VOA - 8260B Water and Solid
Last Update: 10-Jan-2014 11:50:26 Calib Date: 13-Dec-2013 14:51:30
Integrator: RTE ID Type: Deconvolution ID
Quant Method: Internal Standard Quant By: Initial Calibration
Last ICal File: \\EDICHROM\ChromData\CVOAMS2\20131213-7772.b\B63528.D

Column 1 : Rtx-624 (0.25 mm) Detector MS SCAN
Process Host: XAWRK023

First Level Reviewer: patelv1 Date: 10-Jan-2014 11:50:26

Compound	Sig	RT (min.)	Exp RT (min.)	Dlt RT (min.)	Q	Response	On-Col Amt ug/l	Flags
2 Dichlorodifluoromethane	85	1.118	1.118	0.0	88	107638	19.9	
3 Chloromethane	50	1.233	1.233	0.0	88	89182	23.8	
4 Vinyl chloride	62	1.332	1.332	0.0	83	87622	24.5	
5 Butadiene	54	1.324	1.332	-0.008	92	63166	21.0	
7 Bromomethane	94	1.571	1.579	-0.008	98	36173	24.6	
8 Chloroethane	64	1.645	1.653	-0.008	97	34817	23.9	
10 Dichlorofluoromethane	67	1.842	1.842	0.0	90	122623	24.3	
9 Trichlorofluoromethane	101	1.850	1.842	0.008	86	84968	24.2	
19 Pentane	72	1.859	1.859	0.0	96	16606	56.7	
139 Ethanol	46	2.056	2.056	0.0	84	12843	1235.0	
11 Ethyl ether	59	2.056	2.065	-0.009	90	51996	24.9	
13 2-Methyl-1,3-butadiene	67	2.064	2.073	-0.009	98	74142	19.1	
15 Acrolein	56	2.229	2.229	0.0	89	14808	29.3	
16 1,1,2-Trichloro-1,2,2-trifluoroe	101	2.245	2.246	-0.001	93	79300	21.5	
17 1,1-Dichloroethene	96	2.254	2.254	0.0	88	70001	20.1	
18 Acetone	43	2.352	2.361	-0.009	84	163917	142.2	
20 Iodomethane	142	2.394	2.394	0.0	98	143615	21.2	
21 Carbon disulfide	76	2.435	2.427	0.008	99	160561	13.3	
135 Isopropyl alcohol	45	2.484	2.484	0.0	90	48108	227.0	
141 3-Chloro-1-propene	76	2.575	2.583	-0.008	29	31997	16.6	
22 Cyclopentene	67	2.591	2.591	0.0	83	166234	18.6	
23 Methyl acetate	43	2.608	2.608	0.0	98	336441	137.0	
24 Acetonitrile	41	2.657	2.657	0.0	95	107649	354.6	
25 Methylene Chloride	84	2.715	2.723	-0.008	85	87618	21.7	
* 26 TBA-d9 (IS)	65	2.756	2.756	0.0	86	406736	1000.0	
27 2-Methyl-2-propanol	59	2.830	2.830	0.0	86	94624	186.2	
28 Methyl tert-butyl ether	73	2.896	2.896	0.0	95	213390	19.8	
29 trans-1,2-Dichloroethene	96	2.904	2.912	-0.008	88	77180	20.6	
31 Acrylonitrile	53	2.994	3.003	-0.009	91	335705	272.4	
136 Allyl alcohol	57	3.077	3.085	-0.008	64	59774	0	
32 Hexane	43	3.077	3.085	-0.008	88	38957	16.7	

Compound	Sig	RT (min.)	Exp RT (min.)	Dlt RT (min.)	Q	Response	On-Col Amt ug/l	Flags
33 Isopropyl ether	45	3.340	3.340	0.0	90	190665	16.7	
34 1,1-Dichloroethane	63	3.340	3.348	-0.008	94	142930	19.8	
35 Vinyl acetate	43	3.381	3.381	0.0	99	344497	38.9	
36 2-Chloro-1,3-butadiene	88	3.389	3.390	-0.001	87	59405	17.1	
37 Tert-butyl ethyl ether	59	3.694	3.694	0.0	88	186792	16.1	
38 2,2-Dichloropropane	77	3.891	3.900	-0.009	91	100403	17.1	
39 cis-1,2-Dichloroethene	96	3.924	3.924	0.0	88	79792	18.8	
40 2-Butanone (MEK)	72	3.957	3.966	-0.009	97	47946	102.5	
41 Ethyl acetate	70	3.982	3.982	0.0	96	18719	37.6	
42 Methyl acrylate	55	4.031	4.031	0.0	91	68150	22.6	
43 Propionitrile	54	4.105	4.105	0.0	94	132947	201.1	
44 Tetrahydrofuran	42	4.171	4.180	-0.009	64	64810	48.5	
45 Chlorobromomethane	128	4.179	4.180	-0.001	78	48210	21.6	
47 Chloroform	83	4.254	4.262	-0.008	85	158914	21.5	
46 Methacrylonitrile	67	4.369	4.377	-0.008	66	16776	11.7	
48 Cyclohexane	56	4.377	4.377	0.0	89	96155	16.9	
49 1,1,1-Trichloroethane	97	4.402	4.402	0.0	92	115591	19.3	
$ 57 Dibromofluoromethane (Surr)	113	4.435	4.443	-0.008	97	241896	57.6	
50 Carbon tetrachloride	117	4.533	4.533	0.0	89	99225	20.5	
51 1,1-Dichloropropene	75	4.574	4.583	-0.009	91	94143	18.1	
52 Benzene	78	4.797	4.805	-0.008	98	279931	20.3	
138 Isobutyl alcohol	43	4.813	4.813	0.0	90	75665	495.5	
$ 53 1,2-Dichloroethane-d4 (Surr)	65	4.830	4.838	-0.008	96	329424	63.1	
140 Tert-amyl methyl ether	73	4.912	4.920	-0.008	79	190597	17.5	
54 1,2-Dichloroethane	62	4.920	4.920	0.0	92	144521	23.5	
55 Isopropyl acetate	43	4.937	4.937	0.0	97	201364	19.2	
56 n-Heptane	57	5.027	5.035	-0.008	83	23191	14.6	
* 58 Fluorobenzene	96	5.159	5.159	0.0	98	672762	50.0	
59 2,4,4-Trimethyl-1-pentene	57	5.430	5.439	-0.009	88	178915	28.3	
60 Trichloroethene	95	5.578	5.587	-0.009	93	80541	19.2	
61 n-Butanol	56	5.611	5.620	-0.009	94	41317	441.9	
62 Methylcyclohexane	83	5.718	5.719	0.0	91	85327	16.7	
63 Ethyl acrylate	55	5.784	5.784	0.0	92	84824	18.5	
64 1,2-Dichloropropane	63	5.924	5.924	0.0	81	70503	18.1	
* 65 1,4-Dioxane-d8	96	6.015	6.015	0.0	79	45485	1000.0	
68 Dibromomethane	93	6.081	6.081	-0.001	59	64957	22.6	
66 Methyl methacrylate	100	6.081	6.081	-0.001	87	41942	41.5	
67 1,4-Dioxane	88	6.081	6.089	-0.009	34	25084	433.6	
69 n-Propyl acetate	43	6.163	6.163	0.0	98	94816	19.7	
70 Dichlorobromomethane	83	6.294	6.295	-0.001	96	94655	18.3	
71 2-Nitropropane	41	6.714	6.714	0.0	99	35536	31.3	
72 2-Chloroethyl vinyl ether	63	6.747	6.747	0.0	94	39727	16.0	
73 Epichlorohydrin	57	6.846	6.846	0.0	98	174397	0	
74 cis-1,3-Dichloropropene	75	6.903	6.904	-0.001	89	115197	20.2	
75 4-Methyl-2-pentanone (MIBK)	43	7.109	7.109	0.0	96	431919	118.3	
$ 76 Toluene-d8 (Surr)	98	7.159	7.159	0.0	97	821496	56.3	
77 Toluene	91	7.233	7.241	-0.008	93	306390	20.1	
78 trans-1,3-Dichloropropene	75	7.611	7.611	0.0	95	97642	19.3	
79 Ethyl methacrylate	69	7.669	7.669	0.0	89	80699	17.5	
80 1,1,2-Trichloroethane	83	7.801	7.801	-0.001	89	66920	21.6	
81 Tetrachloroethene	166	7.825	7.825	0.0	88	78954	19.9	
82 1,3-Dichloropropane	76	7.982	7.982	0.0	94	128144	20.8	

Compound	Sig	RT (min.)	Exp RT (min.)	Dlt RT (min.)	Q	Response	On-Col Amt ug/l	Flags
83 2-Hexanone	43	8.064	8.064	0.0	97	298585	121.7	
85 n-Butyl acetate	73	8.179	8.179	0.0	97	18366	18.5	
84 Chlorodibromomethane	129	8.179	8.179	0.0	74	70366	15.4	
86 Ethylene Dibromide	107	8.286	8.294	-0.008	98	85436	21.6	
* 87 Chlorobenzene-d5	117	8.730	8.731	-0.001	87	587130	50.0	
88 Chlorobenzene	112	8.755	8.755	0.0	93	235844	20.1	
89 Ethylbenzene	106	8.846	8.846	0.0	99	111034	18.9	
90 1,1,1,2-Tetrachloroethane	131	8.854	8.854	0.0	85	81862	20.6	
91 m-Xylene & p-Xylene	106	8.961	8.961	0.0	98	138448	18.7	
137 n-Butyl acrylate	73	9.331	9.331	0.0	61	54070	15.3	
92 o-Xylene	106	9.331	9.331	0.0	92	144997	19.4	
93 Styrene	104	9.356	9.356	0.0	93	233597	18.8	
94 Amyl acetate (mixed isomers)	43	9.529	9.537	-0.008	93	142136	14.0	
95 Bromoform	173	9.537	9.537	0.0	94	40449	15.2	
96 Isopropylbenzene	105	9.652	9.652	0.0	96	381402	19.4	
$ 97 4-Bromofluorobenzene	174	9.825	9.825	0.0	85	271882	53.2	
98 Camphene	41	9.841	9.842	-0.001	95	25239	17.9	
99 Bromobenzene	156	9.940	9.940	0.0	97	105427	17.8	
100 1,1,2,2-Tetrachloroethane	83	9.990	9.990	0.0	90	136769	21.8	
101 N-Propylbenzene	91	10.006	10.006	0.0	98	444450	17.4	
102 1,2,3-Trichloropropane	110	10.023	10.023	0.0	86	45941	24.1	
103 trans-1,4-Dichloro-2-butene	53	10.039	10.039	0.0	43	37246	21.9	
104 2-Chlorotoluene	91	10.097	10.097	0.0	96	350356	18.7	
105 4-Ethyltoluene	105	10.105	10.105	0.0	90	401349	18.2	
106 1,3,5-Trimethylbenzene	105	10.162	10.163	-0.001	93	339642	18.0	
107 4-Chlorotoluene	91	10.195	10.195	0.0	98	322160	18.8	
108 Butyl Methacrylate	87	10.253	10.253	0.0	97	95477	12.6	
110 1,2,4-Trimethylbenzene	105	10.475	10.475	0.0	98	355672	18.2	
111 sec-Butylbenzene	105	10.599	10.599	0.0	98	352499	17.0	
109 tert-Butylbenzene	119	10.722	10.722	0.0	88	306793	20.4	
113 1,3-Dichlorobenzene	146	10.722	10.722	0.0	92	204471	19.3	
112 4-Isopropyltoluene	119	10.722	10.722	0.0	94	306793	16.7	
* 115 1,4-Dichlorobenzene-d4	152	10.780	10.788	-0.008	98	372393	50.0	
116 1,4-Dichlorobenzene	146	10.804	10.804	0.0	93	217786	19.5	
118 Benzyl chloride	91	10.920	10.928	-0.008	97	168720	13.5	
119 2,3-Dihydroindene	117	10.977	10.977	0.0	90	384762	18.1	
120 p-Diethylbenzene	119	11.027	11.027	0.0	76	198281	18.2	
121 n-Butylbenzene	91	11.043	11.043	0.0	96	367235	18.6	
122 1,2-Dichlorobenzene	146	11.101	11.101	0.0	93	219316	19.8	
123 1,2,4,5-Tetramethylbenzene	119	11.636	11.644	-0.008	96	270888	15.4	
124 1,2-Dibromo-3-Chloropropane	75	11.726	11.726	0.0	87	24518	23.5	
125 1,3,5-Trichlorobenzene	180	11.841	11.841	0.0	95	125360	18.1	
126 Camphor	95	12.261	12.261	0.0	94	60836	91.4	
127 1,2,4-Trichlorobenzene	180	12.335	12.335	0.0	92	132648	20.6	
128 Hexachlorobutadiene	225	12.417	12.426	-0.009	86	37332	18.2	
130 Naphthalene	128	12.549	12.549	0.0	99	416749	24.8	
131 1,2,3-Trichlorobenzene	180	12.755	12.755	0.0	91	127973	23.4	
S 134 Xylenes, Total	100				0		38.2	

Report Date: 10-Jan-2014 11:50:27 Chrom Revision: 2.1 15-Oct-2013 07:52:24

TestAmerica Edison

Data File: \\EDICHROM\ChromData\CVOAMS2\20140109-8670.b\B64544.D

Injection Date:	09-Jan-2014 10:05:30	Instrument ID:	CVOAMS2	Operator ID:	
Lims ID:	LCS	Lab Sample ID:	LCS 460-201764/6-A	Worklist Smp#:	6
Client ID:					
Purge Vol:	5.000 mL	Dil. Factor:	1.0000	ALS Bottle#:	4
Method:	8260W_2	Limit Group:	VOA - 8260B Water and Solid		

Column: Rtx-624 (0.25 mm)

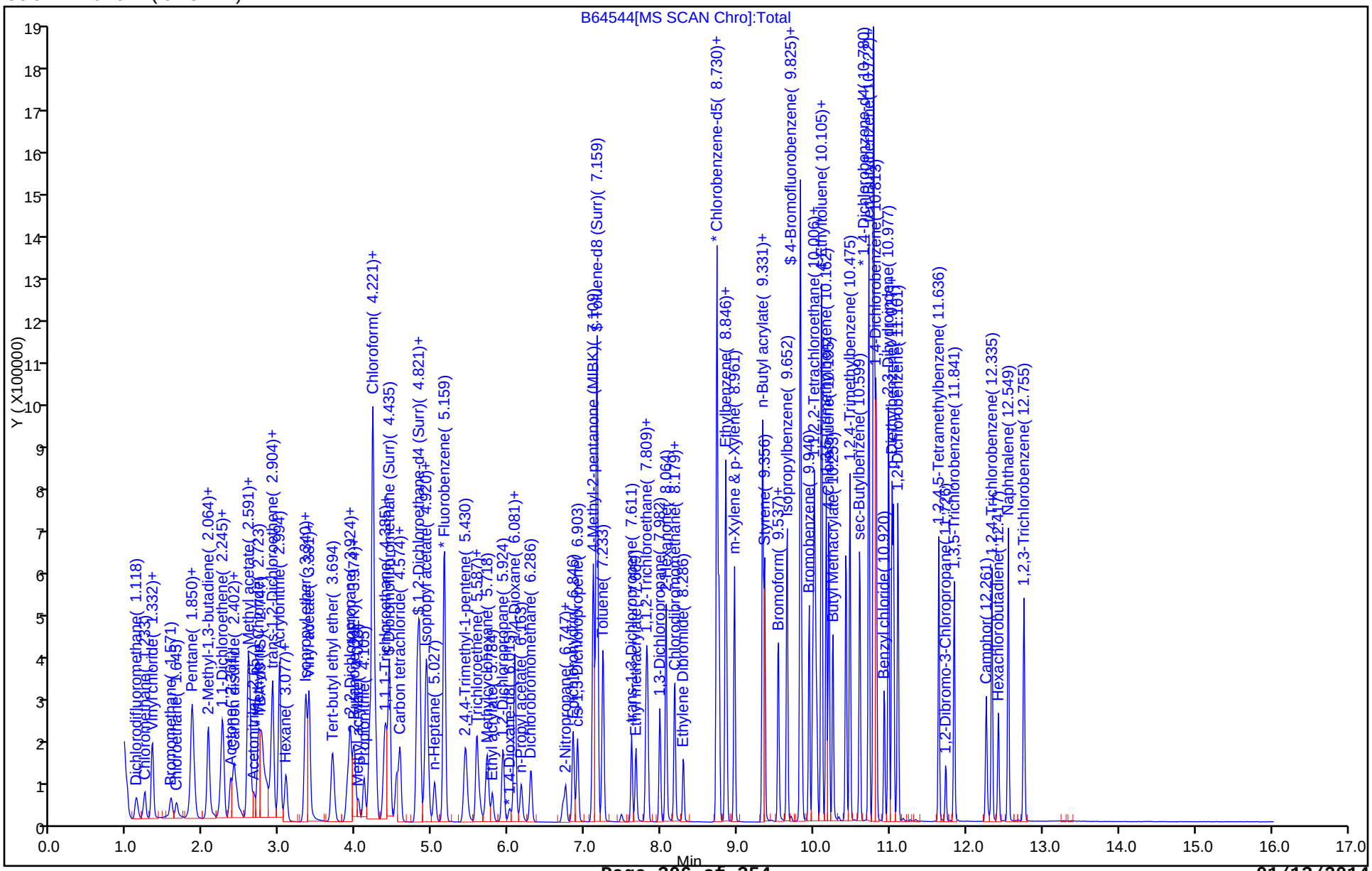

FORM I
GC/MS VOA ORGANICS ANALYSIS DATA SHEET

Lab Name: TestAmerica Edison | Job No.: 460-69122-1

SDG No.:

Client Sample ID: MW-2D-A MS | Lab Sample ID: 460-69122-1 MS

Matrix: Water | Lab File ID: B64520.D

Analysis Method: 8260B | Date Collected: 12/31/2013 09:10

Sample wt/vol: 5(mL) | Date Analyzed: 01/08/2014 10:56

Soil Aliquot Vol: | Dilution Factor: 10

Soil Extract Vol.: | GC Column: Rtx-624 ID: 0.25(mm)

% Moisture: | Level: (low/med) Low

Analysis Batch No.: 201600 | Units: ug/L

CAS NO.	COMPOUND NAME	RESULT	Q	RL	MDL
74-87-3	Chloromethane	243		10	1.0
74-83-9	Bromomethane	295		10	1.8
75-01-4	Vinyl chloride	257		10	1.4
75-00-3	Chloroethane	312		10	1.7
75-09-2	Methylene Chloride	206		10	1.8
67-64-1	Acetone	1370		50	27
75-15-0	Carbon disulfide	125		10	1.3
75-35-4	1,1-Dichloroethene	199		10	0.90
75-34-3	1,1-Dichloroethane	199		10	1.3
156-60-5	trans-1,2-Dichloroethene	208		10	1.3
156-59-2	cis-1,2-Dichloroethene	182		10	1.8
67-66-3	Chloroform	215		10	0.80
107-06-2	1,2-Dichloroethane	211		10	1.9
78-93-3	2-Butanone	1020		50	23
71-55-6	1,1,1-Trichloroethane	209		10	0.60
56-23-5	Carbon tetrachloride	216		10	0.60
75-27-4	Bromodichloromethane	177		10	1.2
78-87-5	1,2-Dichloropropane	172		10	0.90
10061-01-5	cis-1,3-Dichloropropene	172		10	1.8
79-01-6	Trichloroethene	196		10	0.90
124-48-1	Dibromochloromethane	131		10	2.0
79-00-5	1,1,2-Trichloroethane	186		10	1.9
71-43-2	Benzene	195		10	0.80
10061-02-6	trans-1,3-Dichloropropene	167		10	2.4
75-25-2	Bromoform	113		10	1.9
108-10-1	4-Methyl-2-pentanone	740		50	9.9
591-78-6	2-Hexanone	729		50	5.0
127-18-4	Tetrachloroethene	206		10	1.0
79-34-5	1,1,2,2-Tetrachloroethane	165		10	1.6
108-88-3	Toluene	196		10	1.5
108-90-7	Chlorobenzene	197		10	1.1
100-41-4	Ethylbenzene	185		10	1.0
100-42-5	Styrene	184		10	1.2
1330-20-7	Xylenes, Total	370		20	1.3

FORM I
GC/MS VOA ORGANICS ANALYSIS DATA SHEET

Lab Name: TestAmerica Edison Job No.: 460-69122-1

SDG No.:

Client Sample ID: MW-2D-A MS Lab Sample ID: 460-69122-1 MS

Matrix: Water Lab File ID: B64520.D

Analysis Method: 8260B Date Collected: 12/31/2013 09:10

Sample wt/vol: 5(mL) Date Analyzed: 01/08/2014 10:56

Soil Aliquot Vol: Dilution Factor: 10

Soil Extract Vol.: GC Column: Rtx-624 ID: 0.25(mm)

% Moisture: Level: (low/med) Low

Analysis Batch No.: 201600 Units: ug/L

CAS NO.	SURROGATE	%REC	Q	LIMITS
17060-07-0	1,2-Dichloroethane-d4 (Surr)	111		70-130
460-00-4	Bromofluorobenzene	98		70-130
2037-26-5	Toluene-d8 (Surr)	104		70-130
1868-53-7	Dibromofluoromethane (Surr)	108		70-130

TestAmerica Edison
Target Compound Quantitation Report

Data File: \\EDICHROM\ChromData\CVOAMS2\20140108-8646.b\B64520.D
Lims ID: 460-69122-B-1 MS Lab Sample ID: 460-69122-1
Client ID:
Sample Type: MS
Inject. Date: 08-Jan-2014 10:56:30 ALS Bottle#: 2 Worklist Smp#: 7
Purge Vol: 5.000 mL Dil. Factor: 10.0000
Sample Info: 460-69122-B-1 MS
Misc. Info.: 460-0008646-007
Operator ID: Instrument ID: CVOAMS2

Method: \\EDICHROM\ChromData\CVOAMS2\20140108-8646.b\8260W_2.m
Limit Group: VOA - 8260B Water and Solid
Last Update: 09-Jan-2014 15:27:33 Calib Date: 13-Dec-2013 14:51:30
Integrator: RTE ID Type: Deconvolution ID
Quant Method: Internal Standard Quant By: Initial Calibration
Last ICal File: \\EDICHROM\ChromData\CVOAMS2\20131213-7772.b\B63528.D

Column 1 : Rtx-624 (0.25 mm) Detector MS SCAN
Process Host: XAWRK028

First Level Reviewer: patelv1 Date: 09-Jan-2014 15:27:33

Compound	Sig	RT (min.)	Exp RT (min.)	Dlt RT (min.)	Q	Response	On-Col Amt ug/l	Flags
2 Dichlorodifluoromethane	85	1.135	1.126	0.009	88	117028	21.0	
3 Chloromethane	50	1.242	1.233	0.009	88	93897	24.3	
5 Butadiene	54	1.340	1.332	0.008	91	74380	24.0	
4 Vinyl chloride	62	1.349	1.332	0.017	83	94787	25.7	
7 Bromomethane	94	1.587	1.579	0.008	98	44505	29.5	
8 Chloroethane	64	1.661	1.653	0.008	97	46742	31.2	
10 Dichlorofluoromethane	67	1.851	1.842	0.009	90	133607	25.6	
9 Trichlorofluoromethane	101	1.859	1.851	0.008	83	101126	27.9	
19 Pentane	72	1.875	1.867	0.008	94	19817	65.7	
139 Ethanol	46	2.065	2.056	0.009	83	8584	1375.6	
11 Ethyl ether	59	2.073	2.065	0.008	88	46906	21.7	
13 2-Methyl-1,3-butadiene	67	2.081	2.073	0.008	98	83379	20.8	
15 Acrolein	56	2.237	2.229	0.008	82	9911	32.7	
16 1,1,2-Trichloro-1,2,2-trifluoroe	101	2.254	2.246	0.008	93	86519	22.8	
17 1,1-Dichloroethene	96	2.262	2.254	0.008	88	71656	19.9	
18 Acetone	43	2.369	2.361	0.008	79	94617	137.0	
20 Iodomethane	142	2.410	2.402	0.008	98	139942	20.1	
21 Carbon disulfide	76	2.435	2.427	0.008	99	155888	12.5	
135 Isopropyl alcohol	45	2.501	2.484	0.017	77	24291	191.5	
141 3-Chloro-1-propene	76	2.591	2.583	0.008	32	28710	14.5	
22 Cyclopentene	67	2.599	2.591	0.008	85	166811	18.1	
23 Methyl acetate	43	2.624	2.608	0.016	98	221099	87.3	
24 Acetonitrile	41	2.674	2.665	0.009	92	68580	219.0	
25 Methylene Chloride	84	2.731	2.723	0.008	83	85806	20.6	
* 26 TBA-d9 (IS)	65	2.764	2.764	0.0	88	243630	1000.0	
27 2-Methyl-2-propanol	59	2.838	2.838	0.0	87	56028	184.1	
28 Methyl tert-butyl ether	73	2.912	2.904	0.008	95	174073	15.7	
29 trans-1,2-Dichloroethene	96	2.920	2.912	0.008	88	80295	20.8	
31 Acrylonitrile	53	3.011	3.003	0.008	92	211188	166.2	
32 Hexane	43	3.093	3.085	0.008	87	40911	17.0	
136 Allyl alcohol	57	3.093	3.085	0.008	77	63188	0	

Compound	Sig	RT (min.)	Exp RT (min.)	Dlt RT (min.)	Q	Response	On-Col Amt ug/l	Flags
33 Isopropyl ether	45	3.348	3.340	0.008	87	171540	14.5	
34 1,1-Dichloroethane	63	3.348	3.348	0.0	94	148040	19.9	
35 Vinyl acetate	43	3.390	3.381	0.009	99	306109	33.5	
36 2-Chloro-1,3-butadiene	88	3.398	3.390	0.008	90	62729	17.5	
37 Tert-butyl ethyl ether	59	3.702	3.694	0.008	88	164345	13.8	
38 2,2-Dichloropropane	77	3.908	3.900	0.008	90	109312	18.1	
39 cis-1,2-Dichloroethene	96	3.941	3.933	0.008	89	79936	18.2	
40 2-Butanone (MEK)	72	3.974	3.966	0.008	96	28682	102.4	
41 Ethyl acetate	70	3.999	3.990	0.009	75	12070	40.5	
42 Methyl acrylate	55	4.040	4.032	0.008	90	45316	14.6	
43 Propionitrile	54	4.114	4.106	0.008	94	78396	198.0	
44 Tetrahydrofuran	42	4.180	4.180	0.0	77	41359	51.7	
45 Chlorobromomethane	128	4.188	4.180	0.008	80	46587	20.3	
46 Methacrylonitrile	67	4.229	4.221	0.008	92	257727	174.3	
47 Chloroform	83	4.270	4.262	0.008	86	164151	21.5	
48 Cyclohexane	56	4.385	4.377	0.008	89	101880	17.4	
49 1,1,1-Trichloroethane	97	4.410	4.402	0.008	92	129112	20.9	
$ 57 Dibromofluoromethane (Surr)	113	4.443	4.443	0.0	96	233982	54.1	
50 Carbon tetrachloride	117	4.542	4.542	0.0	90	107789	21.6	
51 1,1-Dichloropropene	75	4.583	4.583	0.0	93	98125	18.3	
52 Benzene	78	4.813	4.805	0.008	98	282618	19.5	
138 Isobutyl alcohol	43	4.821	4.813	0.008	91	41670	455.6	
$ 53 1,2-Dichloroethane-d4 (Surr)	65	4.838	4.838	0.0	96	298983	55.5	
140 Tert-amyl methyl ether	73	4.928	4.920	0.008	88	163357	14.6	
54 1,2-Dichloroethane	62	4.928	4.920	0.008	93	134185	21.1	
55 Isopropyl acetate	43	4.945	4.937	0.008	96	152301	14.1	
56 n-Heptane	57	5.035	5.036	-0.001	84	25287	15.4	
* 58 Fluorobenzene	96	5.167	5.159	0.008	98	693708	50.0	
59 2,4,4-Trimethyl-1-pentene	57	5.447	5.439	0.008	87	189615	29.1	
60 Trichloroethene	95	5.595	5.587	0.008	93	84583	19.6	
61 n-Butanol	56	5.620	5.612	0.008	92	23551	420.6	
62 Methylcyclohexane	83	5.727	5.727	0.0	92	88561	16.8	
63 Ethyl acrylate	55	5.793	5.793	0.0	94	60839	12.9	
64 1,2-Dichloropropane	63	5.933	5.933	-0.001	81	68930	17.2	
* 65 1,4-Dioxane-d8	96	6.023	6.015	0.008	78	25978	1000.0	
68 Dibromomethane	93	6.089	6.081	0.008	71	58388	19.7	
66 Methyl methacrylate	100	6.089	6.081	0.008	87	28965	27.8	
67 1,4-Dioxane	88	6.089	6.089	0.0	33	13109	396.9	
69 n-Propyl acetate	43	6.171	6.171	0.0	98	64056	12.9	
70 Dichlorobromomethane	83	6.303	6.295	0.008	96	94616	17.7	
71 2-Nitropropane	41	6.723	6.714	0.009	95	24061	20.6	
72 2-Chloroethyl vinyl ether	63	6.755	6.756	-0.001	90	12897	5.05	
73 Epichlorohydrin	57	6.854	6.846	0.008	97	100946	0	
74 cis-1,3-Dichloropropene	75	6.912	6.904	0.008	91	102723	17.2	
75 4-Methyl-2-pentanone (MIBK)	43	7.118	7.109	0.009	97	283070	74.0	
$ 76 Toluene-d8 (Surr)	98	7.167	7.159	0.008	99	798662	52.2	
77 Toluene	91	7.241	7.241	0.0	93	313516	19.6	
78 trans-1,3-Dichloropropene	75	7.620	7.611	0.009	96	88579	16.7	
79 Ethyl methacrylate	69	7.677	7.669	0.008	88	63394	13.1	
80 1,1,2-Trichloroethane	83	7.809	7.809	0.0	89	60368	18.6	
81 Tetrachloroethene	166	7.825	7.825	0.0	85	85780	20.6	
82 1,3-Dichloropropane	76	7.990	7.982	0.008	94	114372	17.7	

Compound	Sig	RT (min.)	Exp RT (min.)	Dlt RT (min.)	Q	Response	On-Col Amt ug/l	Flags
83 2-Hexanone	43	8.064	8.064	0.0	97	187433	72.9	
85 n-Butyl acetate	73	8.179	8.179	0.0	97	12983	12.5	
84 Chlorodibromomethane	129	8.179	8.179	0.0	84	62594	13.1	
86 Ethylene Dibromide	107	8.294	8.295	-0.001	97	72393	17.5	
* 87 Chlorobenzene-d5	117	8.731	8.731	0.0	88	615503	50.0	
88 Chlorobenzene	112	8.764	8.764	0.0	92	242439	19.7	
89 Ethylbenzene	106	8.846	8.846	0.0	99	114172	18.5	
90 1,1,1,2-Tetrachloroethane	131	8.862	8.854	0.008	86	84296	20.3	
91 m-Xylene & p-Xylene	106	8.961	8.961	0.0	98	141805	18.3	
92 o-Xylene	106	9.331	9.331	0.0	92	146613	18.7	
137 n-Butyl acrylate	73	9.331	9.331	0.0	52	45454	12.3	
93 Styrene	104	9.356	9.356	0.0	91	239243	18.4	
94 Amyl acetate (mixed isomers)	43	9.537	9.537	0.0	93	111313	10.3	
95 Bromoform	173	9.545	9.545	0.0	92	31686	11.3	
96 Isopropylbenzene	105	9.652	9.652	0.0	97	387935	18.8	
$ 97 4-Bromofluorobenzene	174	9.825	9.825	0.0	81	262643	49.0	
98 Camphene	41	9.842	9.842	0.0	89	26187	17.7	
99 Bromobenzene	156	9.940	9.940	0.0	96	106267	16.9	
100 1,1,2,2-Tetrachloroethane	83	9.990	9.990	0.0	88	110037	16.5	
101 N-Propylbenzene	91	10.006	10.006	0.0	98	462181	17.0	
102 1,2,3-Trichloropropane	110	10.031	10.031	0.0	85	35412	17.5	
103 trans-1,4-Dichloro-2-butene	53	10.047	10.047	0.0	50	24864	13.8	
104 2-Chlorotoluene	91	10.105	10.105	0.0	96	371525	18.7	
105 4-Ethyltoluene	105	10.113	10.105	0.008	92	422574	18.0	
106 1,3,5-Trimethylbenzene	105	10.171	10.163	0.008	92	343279	17.1	
107 4-Chlorotoluene	91	10.204	10.204	0.0	98	333609	18.4	
108 Butyl Methacrylate	87	10.253	10.253	0.0	98	89674	11.2	
109 tert-Butylbenzene	119	10.426	10.426	0.0	89	259862	16.3	
110 1,2,4-Trimethylbenzene	105	10.475	10.475	0.0	98	361655	17.4	
111 sec-Butylbenzene	105	10.607	10.607	0.0	98	367210	16.6	
112 4-Isopropyltoluene	119	10.722	10.722	0.0	94	317657	16.3	
113 1,3-Dichlorobenzene	146	10.730	10.722	0.008	93	211593	18.8	
117 2-Octanol	45	10.722	10.739	-0.017	23	169	0	
* 115 1,4-Dichlorobenzene-d4	152	10.788	10.788	0.0	97	395653	50.0	
116 1,4-Dichlorobenzene	146	10.804	10.805	-0.001	90	222107	18.8	
118 Benzyl chloride	91	10.928	10.928	0.0	97	137316	10.3	
119 2,3-Dihydroindene	117	10.986	10.986	0.0	90	376305	16.6	
114 2-Octanone	43	10.977	10.994	-0.017	1	901	0	
120 p-Diethylbenzene	119	11.027	11.027	0.0	79	204725	17.7	
121 n-Butylbenzene	91	11.051	11.051	0.0	87	388879	18.5	
122 1,2-Dichlorobenzene	146	11.109	11.109	0.0	93	212736	18.1	
123 1,2,4,5-Tetramethylbenzene	119	11.644	11.644	0.0	96	250824	13.4	
124 1,2-Dibromo-3-Chloropropane	75	11.734	11.735	-0.001	85	15127	13.6	
125 1,3,5-Trichlorobenzene	180	11.841	11.842	-0.001	95	117810	16.0	
126 Camphor	95	12.261	12.261	0.0	94	27459	39.0	
127 1,2,4-Trichlorobenzene	180	12.343	12.335	0.008	93	102851	15.1	
128 Hexachlorobutadiene	225	12.426	12.426	0.0	87	33855	15.6	
130 Naphthalene	128	12.557	12.549	0.008	99	202667	11.3	
131 1,2,3-Trichlorobenzene	180	12.763	12.755	0.008	92	76658	13.2	
S 133 1,2-Dichloroethene, Total	100				0		39.0	
S 134 Xylenes, Total	100				0		37.0	
S 147 Total BTEX	1				0		94.7	

Compound	Sig	RT (min.)	Exp RT (min.)	Dlt RT (min.)	Q	Response	On-Col Amt ug/l	Flags
152 Cyclohexanone	55	9.331	9.348	-0.017	0	114222	0	

Report Date: 09-Jan-2014 15:27:33 Chrom Revision: 2.1 15-Oct-2013 07:52:24

TestAmerica Edison

Data File: \\EDICHROM\ChromData\CVOAMS2\20140108-8646.b\B64520.D

Injection Date:	08-Jan-2014 10:56:30	Instrument ID:	CVOAMS2	Operator ID:	
Lims ID:	460-69122-B-1 MS	Lab Sample ID:	460-69122-1	Worklist Smp#:	7
Client ID:					
Purge Vol:	5.000 mL	Dil. Factor:	10.0000	ALS Bottle#:	2
Method:	8260W_2	Limit Group:	VOA - 8260B Water and Solid		

Column: Rtx-624 (0.25 mm)

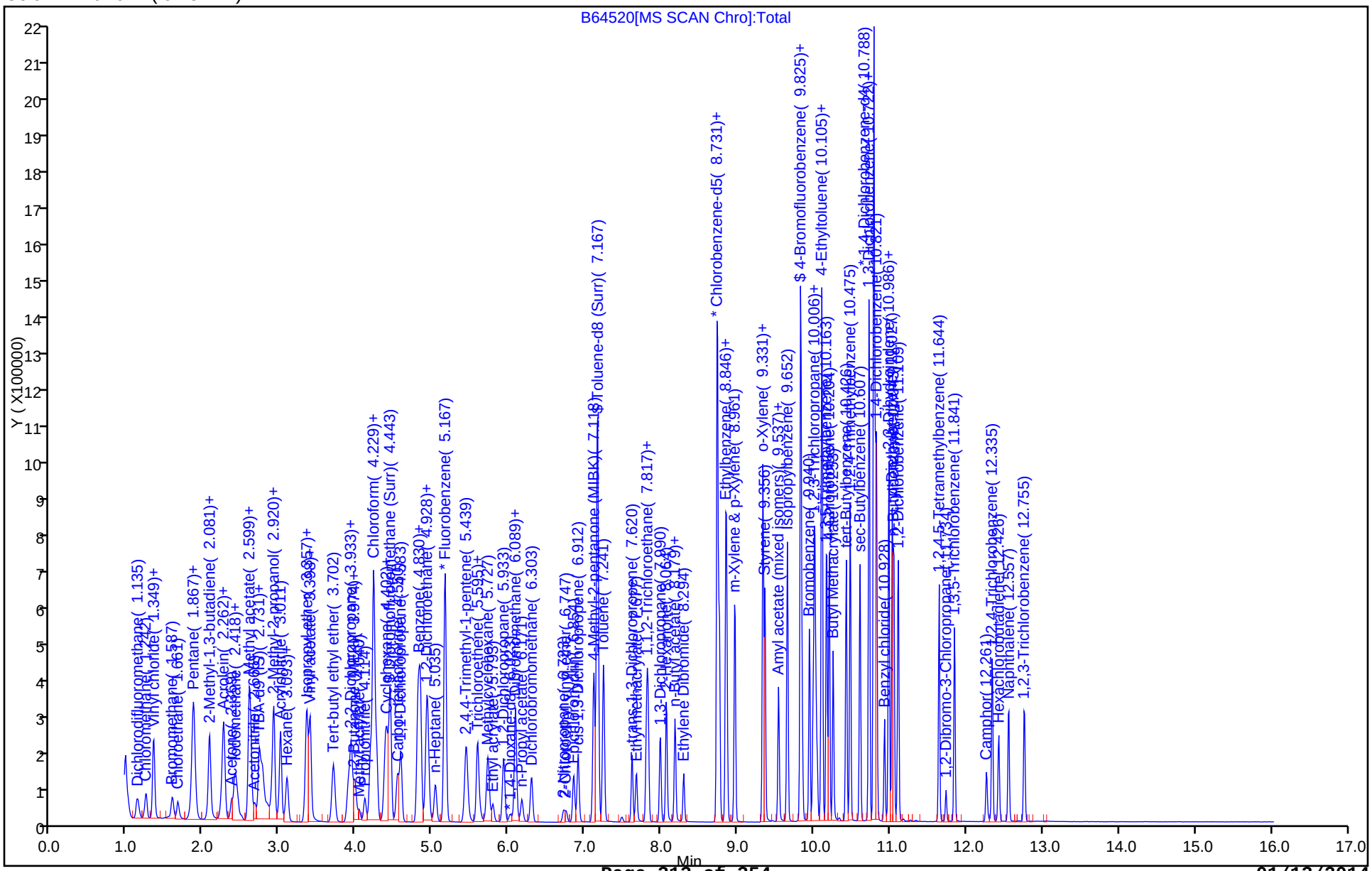

FORM I
GC/MS VOA ORGANICS ANALYSIS DATA SHEET

Lab Name: TestAmerica Edison | Job No.: 460-69122-1

SDG No.:

Client Sample ID: MW-3D-C MS | Lab Sample ID: 460-69122-12 MS

Matrix: Water | Lab File ID: B64552.D

Analysis Method: 8260B | Date Collected: 12/31/2013 12:05

Sample wt/vol: 5(mL) | Date Analyzed: 01/09/2014 13:33

Soil Aliquot Vol: | Dilution Factor: 10

Soil Extract Vol.: | GC Column: Rtx-624 ID: 0.25(mm)

% Moisture: | Level: (low/med) Low

Analysis Batch No.: 201764 | Units: ug/L

CAS NO.	COMPOUND NAME	RESULT	Q	RL	MDL
74-87-3	Chloromethane	240		10	1.0
74-83-9	Bromomethane	247		10	1.8
75-01-4	Vinyl chloride	248		10	1.4
75-00-3	Chloroethane	243		10	1.7
75-09-2	Methylene Chloride	208		10	1.8
67-64-1	Acetone	1310		50	27
75-15-0	Carbon disulfide	106		10	1.3
75-35-4	1,1-Dichloroethene	206		10	0.90
75-34-3	1,1-Dichloroethane	200		10	1.3
156-60-5	trans-1,2-Dichloroethene	204		10	1.3
156-59-2	cis-1,2-Dichloroethene	184		10	1.8
67-66-3	Chloroform	214		10	0.80
107-06-2	1,2-Dichloroethane	224		10	1.9
78-93-3	2-Butanone	956		50	23
71-55-6	1,1,1-Trichloroethane	200		10	0.60
56-23-5	Carbon tetrachloride	201		10	0.60
75-27-4	Bromodichloromethane	172		10	1.2
78-87-5	1,2-Dichloropropane	177		10	0.90
10061-01-5	cis-1,3-Dichloropropene	185		10	1.8
79-01-6	Trichloroethene	198		10	0.90
124-48-1	Dibromochloromethane	134		10	2.0
79-00-5	1,1,2-Trichloroethane	207		10	1.9
71-43-2	Benzene	200		10	0.80
10061-02-6	trans-1,3-Dichloropropene	184		10	2.4
75-25-2	Bromoform	124		10	1.9
108-10-1	4-Methyl-2-pentanone	1110		50	9.9
591-78-6	2-Hexanone	1140		50	5.0
127-18-4	Tetrachloroethene	201		10	1.0
79-34-5	1,1,2,2-Tetrachloroethane	205		10	1.6
108-88-3	Toluene	198		10	1.5
108-90-7	Chlorobenzene	196		10	1.1
100-41-4	Ethylbenzene	187		10	1.0
100-42-5	Styrene	182		10	1.2
1330-20-7	Xylenes, Total	372		20	1.3

FORM I
GC/MS VOA ORGANICS ANALYSIS DATA SHEET

Lab Name: TestAmerica Edison Job No.: 460-69122-1

SDG No.:

Client Sample ID: MW-3D-C MS Lab Sample ID: 460-69122-12 MS

Matrix: Water Lab File ID: B64552.D

Analysis Method: 8260B Date Collected: 12/31/2013 12:05

Sample wt/vol: 5(mL) Date Analyzed: 01/09/2014 13:33

Soil Aliquot Vol: Dilution Factor: 10

Soil Extract Vol.: GC Column: Rtx-624 ID: 0.25(mm)

% Moisture: Level: (low/med) Low

Analysis Batch No.: 201764 Units: ug/L

CAS NO.	SURROGATE	%REC	Q	LIMITS
17060-07-0	1,2-Dichloroethane-d4 (Surr)	116		70-130
460-00-4	Bromofluorobenzene	96		70-130
2037-26-5	Toluene-d8 (Surr)	104		70-130
1868-53-7	Dibromofluoromethane (Surr)	105		70-130

TestAmerica Edison
Target Compound Quantitation Report

Data File: \\EDICHROM\ChromData\CVOAMS2\20140109-8670.b\B64552.D
Lims ID: 460-69122-B-12 MS Lab Sample ID: 460-69122-12
Client ID:
Sample Type: MS
Inject. Date: 09-Jan-2014 13:33:30 ALS Bottle#: 6 Worklist Smp#: 14
Purge Vol: 5.000 mL Dil. Factor: 10.0000
Sample Info: 460-69122-B-12 MS
Misc. Info.: 460-0008670-014
Operator ID: Instrument ID: CVOAMS2

Method: \\EDICHROM\ChromData\CVOAMS2\20140109-8670.b\8260W_2.m
Limit Group: VOA - 8260B Water and Solid
Last Update: 10-Jan-2014 11:57:41 Calib Date: 13-Dec-2013 14:51:30
Integrator: RTE ID Type: Deconvolution ID
Quant Method: Internal Standard Quant By: Initial Calibration
Last ICal File: \\EDICHROM\ChromData\CVOAMS2\20131213-7772.b\B63528.D

Column 1 : Rtx-624 (0.25 mm) Detector MS SCAN
Process Host: XAWRK023

First Level Reviewer: patelv1 Date: 10-Jan-2014 11:57:41

Compound	Sig	RT (min.)	Exp RT (min.)	Dlt RT (min.)	Q	Response	On-Col Amt ug/l	Flags
2 Dichlorodifluoromethane	85	1.126	1.118	0.008	89	112380	19.9	
3 Chloromethane	50	1.242	1.233	0.009	89	94141	24.0	
4 Vinyl chloride	62	1.340	1.332	0.008	83	92672	24.8	
5 Butadiene	54	1.340	1.332	0.008	94	75160	23.9	
7 Bromomethane	94	1.587	1.579	0.008	98	37975	24.7	
8 Chloroethane	64	1.661	1.653	0.008	97	37037	24.3	
10 Dichlorofluoromethane	67	1.851	1.842	0.009	90	121410	22.9	
9 Trichlorofluoromethane	101	1.859	1.842	0.017	85	87799	23.8	
19 Pentane	72	1.875	1.859	0.016	95	18071	59.0	
139 Ethanol	46	2.065	2.056	0.009	84	12524	1177.3	
11 Ethyl ether	59	2.073	2.065	0.008	87	51849	23.7	
13 2-Methyl-1,3-butadiene	67	2.081	2.073	0.008	98	82039	20.1	
15 Acrolein	56	2.237	2.229	0.008	82	13854	26.7	
16 1,1,2-Trichloro-1,2,2-trifluoroe	101	2.254	2.246	0.008	92	85457	22.2	
17 1,1-Dichloroethene	96	2.262	2.254	0.008	89	75197	20.6	
18 Acetone	43	2.369	2.361	0.008	79	154825	131.1	
20 Iodomethane	142	2.410	2.394	0.016	98	142036	20.1	
21 Carbon disulfide	76	2.443	2.427	0.016	99	134102	10.6	
135 Isopropyl alcohol	45	2.493	2.484	0.009	85	42030	193.9	
141 3-Chloro-1-propene	76	2.591	2.583	0.008	28	30497	15.2	
22 Cyclopentene	67	2.600	2.591	0.009	85	179732	19.2	
23 Methyl acetate	43	2.616	2.608	0.008	98	334731	130.3	
24 Acetonitrile	41	2.665	2.657	0.008	93	97788	307.7	
25 Methylene Chloride	84	2.731	2.723	0.008	84	87862	20.8	
* 26 TBA-d9 (IS)	65	2.772	2.756	0.016	85	416357	1000.0	
27 2-Methyl-2-propanol	59	2.846	2.830	0.016	97	91775	176.5	
28 Methyl tert-butyl ether	73	2.912	2.896	0.016	95	204622	18.2	
29 trans-1,2-Dichloroethene	96	2.920	2.912	0.008	89	80228	20.4	
31 Acrylonitrile	53	3.011	3.003	0.008	91	325694	252.6	
136 Allyl alcohol	57	3.093	3.085	0.008	71	64982	0	
32 Hexane	43	3.093	3.085	0.008	88	43816	17.9	

Compound	Sig	RT (min.)	Exp RT (min.)	Dlt RT (min.)	Q	Response	On-Col Amt ug/l	Flags
33 Isopropyl ether	45	3.348	3.340	0.008	89	190401	15.9	
34 1,1-Dichloroethane	63	3.348	3.348	0.0	94	151265	20.0	
35 Vinyl acetate	43	3.390	3.381	0.009	99	372529	40.2	
36 2-Chloro-1,3-butadiene	88	3.398	3.390	0.008	85	63449	17.5	
37 Tert-butyl ethyl ether	59	3.702	3.694	0.008	88	181681	15.0	
38 2,2-Dichloropropane	77	3.900	3.900	0.0	91	104119	17.0	
39 cis-1,2-Dichloroethene	96	3.933	3.924	0.009	87	81628	18.4	
40 2-Butanone (MEK)	72	3.966	3.966	0.0	93	45772	95.6	
41 Ethyl acetate	70	3.990	3.982	0.008	95	17917	35.1	
42 Methyl acrylate	55	4.040	4.031	0.009	89	65931	20.9	
43 Propionitrile	54	4.114	4.105	0.009	94	126138	186.4	
44 Tetrahydrofuran	42	4.180	4.180	0.0	63	46226	33.8	
45 Chlorobromomethane	128	4.188	4.180	0.008	80	47901	20.5	
47 Chloroform	83	4.270	4.262	0.008	85	165119	21.4	
46 Methacrylonitrile	67	4.377	4.377	0.0	66	18018	12.0	
48 Cyclohexane	56	4.385	4.377	0.008	90	106411	17.9	
49 1,1,1-Trichloroethane	97	4.410	4.402	0.008	92	125336	20.0	
$ 57 Dibromofluoromethane (Surr)	113	4.443	4.443	0.0	97	230110	52.4	
50 Carbon tetrachloride	117	4.542	4.533	0.009	90	102032	20.1	
51 1,1-Dichloropropene	75	4.583	4.583	0.0	93	102755	18.9	
52 Benzene	78	4.805	4.805	0.0	98	292928	20.0	
138 Isobutyl alcohol	43	4.822	4.813	0.009	89	72065	461.1	
$ 53 1,2-Dichloroethane-d4 (Surr)	65	4.838	4.838	0.0	96	318023	58.2	
140 Tert-amyl methyl ether	73	4.929	4.920	0.009	85	184815	16.2	
54 1,2-Dichloroethane	62	4.929	4.920	0.009	92	144417	22.4	
55 Isopropyl acetate	43	4.945	4.937	0.008	97	199654	18.2	
56 n-Heptane	57	5.036	5.035	0.001	85	24358	14.6	
* 58 Fluorobenzene	96	5.167	5.159	0.008	98	704076	50.0	
59 2,4,4-Trimethyl-1-pentene	57	5.439	5.439	0.0	87	194920	29.4	
60 Trichloroethene	95	5.587	5.587	0.0	92	86683	19.8	
61 n-Butanol	56	5.620	5.620	0.0	92	42458	443.6	
62 Methylcyclohexane	83	5.727	5.719	0.009	92	90699	17.0	
63 Ethyl acrylate	55	5.793	5.784	0.009	92	87703	18.3	
64 1,2-Dichloropropane	63	5.933	5.924	0.009	81	72170	17.7	
* 65 1,4-Dioxane-d8	96	6.015	6.015	0.0	86	43542	1000.0	
68 Dibromomethane	93	6.089	6.081	0.008	59	64535	21.5	
66 Methyl methacrylate	100	6.089	6.081	0.008	88	40397	38.2	
67 1,4-Dioxane	88	6.089	6.089	0.0	33	22871	413.0	
69 n-Propyl acetate	43	6.171	6.163	0.008	97	93996	18.7	
70 Dichlorobromomethane	83	6.295	6.295	0.0	96	93299	17.2	
71 2-Nitropropane	41	6.723	6.714	0.009	96	34875	29.4	
73 Epichlorohydrin	57	6.854	6.846	0.008	97	159070	0	
74 cis-1,3-Dichloropropene	75	6.912	6.904	0.008	90	112172	18.5	
75 4-Methyl-2-pentanone (MIBK)	43	7.118	7.109	0.009	97	427354	110.5	
$ 76 Toluene-d8 (Surr)	98	7.159	7.159	0.0	98	800653	51.8	
77 Toluene	91	7.241	7.241	0.0	93	320490	19.8	
78 trans-1,3-Dichloropropene	75	7.620	7.611	0.009	96	98602	18.4	
79 Ethyl methacrylate	69	7.669	7.669	0.0	89	80695	16.6	
80 1,1,2-Trichloroethane	83	7.809	7.801	0.008	89	67863	20.7	
81 Tetrachloroethene	166	7.825	7.825	0.0	86	84538	20.1	
82 1,3-Dichloropropane	76	7.982	7.982	0.0	94	128844	19.7	
83 2-Hexanone	43	8.064	8.064	0.0	97	296088	113.9	

Compound	Sig	RT (min.)	Exp RT (min.)	Dlt RT (min.)	Q	Response	On-Col Amt ug/l	Flags
85 n-Butyl acetate	73	8.179	8.179	0.0	97	18188	17.3	
84 Chlorodibromomethane	129	8.179	8.179	0.0	70	64798	13.4	
86 Ethylene Dibromide	107	8.294	8.294	0.0	98	86076	20.6	
* 87 Chlorobenzene-d5	117	8.731	8.731	0.0	88	621945	50.0	
88 Chlorobenzene	112	8.764	8.755	0.009	93	243291	19.6	
89 Ethylbenzene	106	8.846	8.846	0.0	99	116710	18.7	
90 1,1,1,2-Tetrachloroethane	131	8.854	8.854	0.0	84	82560	19.6	
91 m-Xylene & p-Xylene	106	8.961	8.961	0.0	98	145469	18.6	
137 n-Butyl acrylate	73	9.331	9.331	0.0	57	53806	14.4	
92 o-Xylene	106	9.331	9.331	0.0	92	146885	18.6	
93 Styrene	104	9.356	9.356	0.0	92	239363	18.2	
94 Amyl acetate (mixed isomers)	43	9.537	9.537	0.0	93	139766	13.2	
95 Bromoform	173	9.537	9.537	0.0	93	35089	12.4	
96 Isopropylbenzene	105	9.652	9.652	0.0	97	392213	18.9	
$ 97 4-Bromofluorobenzene	174	9.825	9.825	0.0	84	259013	47.8	
98 Camphene	41	9.842	9.842	0.0	89	15978	10.7	
99 Bromobenzene	156	9.940	9.940	0.0	96	104679	16.9	
100 1,1,2,2-Tetrachloroethane	83	9.990	9.990	0.0	90	134952	20.5	
101 N-Propylbenzene	91	10.006	10.006	0.0	98	459141	17.2	
102 1,2,3-Trichloropropane	110	10.023	10.023	0.0	85	45667	22.9	
103 trans-1,4-Dichloro-2-butene	53	10.047	10.039	0.008	1	31818	17.9	
104 2-Chlorotoluene	91	10.097	10.097	0.0	96	365797	18.7	
105 4-Ethyltoluene	105	10.105	10.105	0.0	88	418868	18.1	
106 1,3,5-Trimethylbenzene	105	10.163	10.163	0.0	94	348316	17.6	
107 4-Chlorotoluene	91	10.196	10.195	0.001	99	326877	18.3	
108 Butyl Methacrylate	87	10.253	10.253	0.0	98	92996	11.8	
110 1,2,4-Trimethylbenzene	105	10.475	10.475	0.0	98	365914	17.9	
111 sec-Butylbenzene	105	10.607	10.599	0.008	98	367542	16.9	
109 tert-Butylbenzene	119	10.722	10.722	0.0	87	314758	20.0	
113 1,3-Dichlorobenzene	146	10.722	10.722	0.0	93	207541	18.7	
112 4-Isopropyltoluene	119	10.722	10.722	0.0	94	314758	16.4	
* 115 1,4-Dichlorobenzene-d4	152	10.788	10.788	0.0	97	389816	50.0	
116 1,4-Dichlorobenzene	146	10.805	10.804	0.001	91	218204	18.7	
117 2-Octanol	45	10.821	10.821	0.0	1	280	0	
118 Benzyl chloride	91	10.928	10.928	0.0	97	158171	12.1	
119 2,3-Dihydroindene	117	10.986	10.977	0.009	88	382911	17.2	
114 2-Octanone	43	10.977	10.977	0.0	1	664	0	
120 p-Diethylbenzene	119	11.027	11.027	0.0	88	202605	17.8	
121 n-Butylbenzene	91	11.043	11.043	0.0	97	376931	18.2	
122 1,2-Dichlorobenzene	146	11.101	11.101	0.0	92	214773	18.6	
123 1,2,4,5-Tetramethylbenzene	119	11.644	11.644	0.0	97	266106	14.4	
124 1,2-Dibromo-3-Chloropropane	75	11.726	11.726	0.0	86	22821	20.9	
125 1,3,5-Trichlorobenzene	180	11.841	11.841	0.0	91	119227	16.5	
126 Camphor	95	12.261	12.261	0.0	95	54661	78.5	
127 1,2,4-Trichlorobenzene	180	12.335	12.335	0.0	92	118856	17.7	
128 Hexachlorobutadiene	225	12.418	12.426	-0.008	86	33895	15.8	
130 Naphthalene	128	12.549	12.549	0.0	99	383834	21.8	
131 1,2,3-Trichlorobenzene	180	12.755	12.755	0.0	91	102851	18.0	
S 133 1,2-Dichloroethene, Total	100				0		38.8	
S 134 Xylenes, Total	100				0		37.2	
S 147 Total BTEX	1				0		95.7	
152 Cyclohexanone	55	9.331	9.331	0.0	0	136297	0	

Report Date: 10-Jan-2014 11:57:41 Chrom Revision: 2.1 15-Oct-2013 07:52:24

TestAmerica Edison

Data File: \\EDICHROM\ChromData\CVOAMS2\20140109-8670.b\B64552.D

Injection Date:	09-Jan-2014 13:33:30	Instrument ID:	CVOAMS2	Operator ID:	
Lims ID:	460-69122-B-12 MS	Lab Sample ID:	460-69122-12	Worklist Smp#:	14
Client ID:					
Purge Vol:	5.000 mL	Dil. Factor:	10.0000	ALS Bottle#:	6
Method:	8260W_2	Limit Group:	VOA - 8260B Water and Solid		

Column: Rtx-624 (0.25 mm)

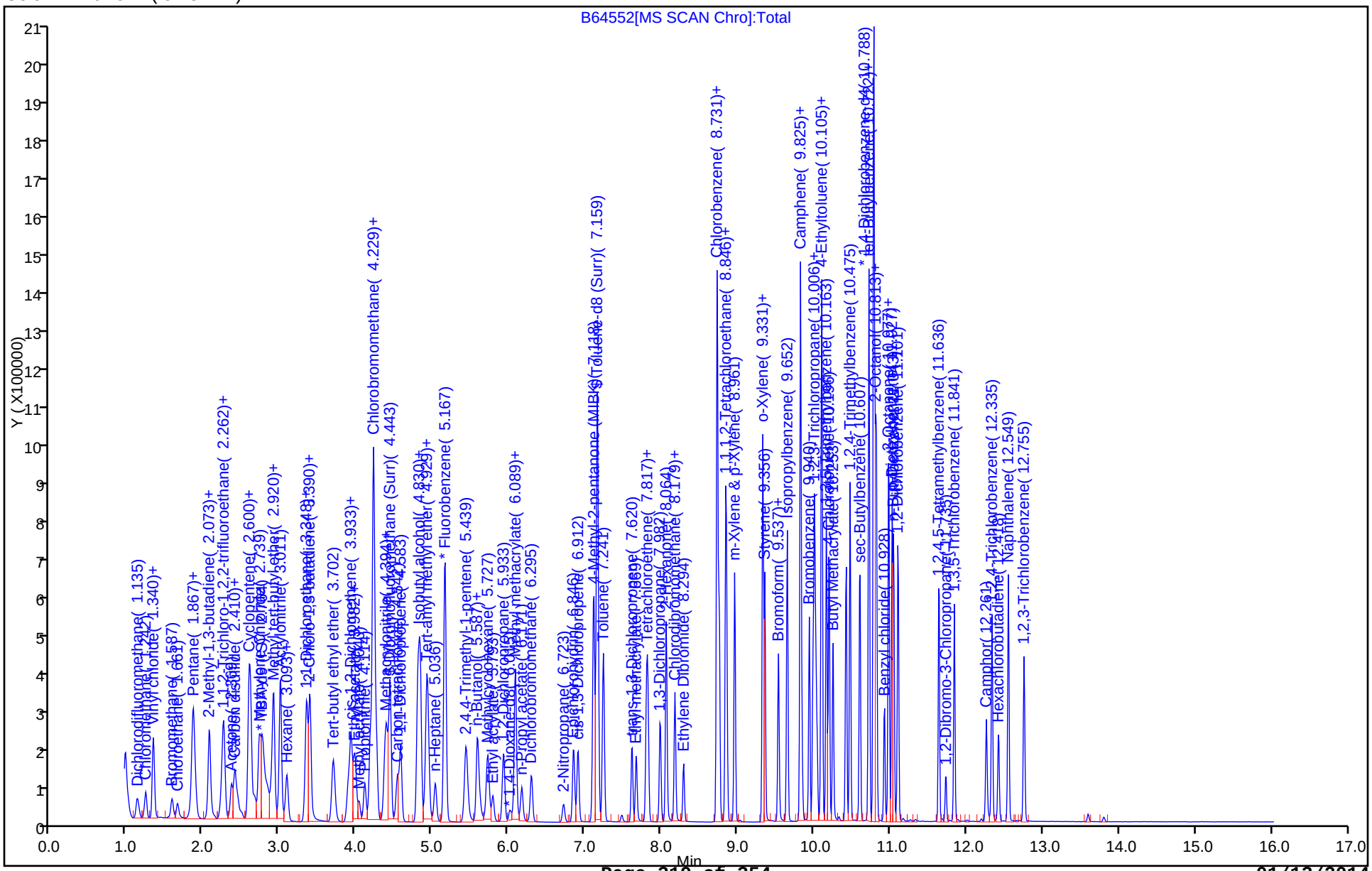

FORM I
GC/MS VOA ORGANICS ANALYSIS DATA SHEET

Lab Name: TestAmerica Edison | Job No.: 460-69122-1

SDG No.:

Client Sample ID: | Lab Sample ID: 460-69036-B-2 MS

Matrix: Water | Lab File ID: B64500.D

Analysis Method: 8260B | Date Collected: 12/27/2013 11:46

Sample wt/vol: 5(mL) | Date Analyzed: 01/07/2014 12:45

Soil Aliquot Vol: | Dilution Factor: 10

Soil Extract Vol.: | GC Column: Rtx-624 ID: 0.25(mm)

% Moisture: | Level: (low/med) Low

Analysis Batch No.: 201425 | Units: ug/L

CAS NO.	COMPOUND NAME	RESULT	Q	RL	MDL
74-87-3	Chloromethane	265		10	1.0
74-83-9	Bromomethane	426		10	1.8
75-01-4	Vinyl chloride	280		10	1.4
75-00-3	Chloroethane	364		10	1.7
75-09-2	Methylene Chloride	235		10	1.8
67-64-1	Acetone	1550		50	27
75-15-0	Carbon disulfide	182		10	1.3
75-35-4	1,1-Dichloroethene	217		10	0.90
75-34-3	1,1-Dichloroethane	232		10	1.3
156-60-5	trans-1,2-Dichloroethene	235		10	1.3
156-59-2	cis-1,2-Dichloroethene	209		10	1.8
67-66-3	Chloroform	252		10	0.80
107-06-2	1,2-Dichloroethane	246		10	1.9
78-93-3	2-Butanone	1200		50	23
71-55-6	1,1,1-Trichloroethane	243		10	0.60
56-23-5	Carbon tetrachloride	264		10	0.60
75-27-4	Bromodichloromethane	219		10	1.2
78-87-5	1,2-Dichloropropane	194		10	0.90
10061-01-5	cis-1,3-Dichloropropene	182		10	1.8
79-01-6	Trichloroethene	222		10	0.90
124-48-1	Dibromochloromethane	171		10	2.0
79-00-5	1,1,2-Trichloroethane	214		10	1.9
71-43-2	Benzene	225		10	0.80
10061-02-6	trans-1,3-Dichloropropene	180		10	2.4
75-25-2	Bromoform	147		10	1.9
108-10-1	4-Methyl-2-pentanone	844		50	9.9
591-78-6	2-Hexanone	819		50	5.0
127-18-4	Tetrachloroethene	233		10	1.0
79-34-5	1,1,2,2-Tetrachloroethane	197		10	1.6
108-88-3	Toluene	226		10	1.5
108-90-7	Chlorobenzene	225		10	1.1
100-41-4	Ethylbenzene	213		10	1.0
100-42-5	Styrene	211		10	1.2
1330-20-7	Xylenes, Total	422		20	1.3

FORM I
GC/MS VOA ORGANICS ANALYSIS DATA SHEET

Lab Name: TestAmerica Edison Job No.: 460-69122-1

SDG No.:

Client Sample ID: Lab Sample ID: 460-69036-B-2 MS

Matrix: Water Lab File ID: B64500.D

Analysis Method: 8260B Date Collected: 12/27/2013 11:46

Sample wt/vol: 5(mL) Date Analyzed: 01/07/2014 12:45

Soil Aliquot Vol: Dilution Factor: 10

Soil Extract Vol.: GC Column: Rtx-624 ID: 0.25(mm)

% Moisture: Level: (low/med) Low

Analysis Batch No.: 201425 Units: ug/L

CAS NO.	SURROGATE	%REC	Q	LIMITS
17060-07-0	1,2-Dichloroethane-d4 (Surr)	125		70-130
460-00-4	Bromofluorobenzene	107		70-130
2037-26-5	Toluene-d8 (Surr)	116		70-130
1868-53-7	Dibromofluoromethane (Surr)	120		70-130

TestAmerica Edison
Target Compound Quantitation Report

Data File: \\EDICHROM\ChromData\CVOAMS2\20140107-8610.b\B64500.D
Lims ID: 460-69036-B-2 MS Lab Sample ID: 460-69036-2
Client ID:
Sample Type: MS
Inject. Date: 07-Jan-2014 12:45:30 ALS Bottle#: 14 Worklist Smp#: 15
Purge Vol: 5.000 mL Dil. Factor: 10.0000
Sample Info: 460-69036-B-2 MS
Misc. Info.: 460-0008610-015
Operator ID: Instrument ID: CVOAMS2

Method: \\EDICHROM\ChromData\CVOAMS2\20140107-8610.b\8260W_2.m
Limit Group: VOA - 8260B Water and Solid
Last Update: 07-Jan-2014 18:49:52 Calib Date: 13-Dec-2013 14:51:30
Integrator: RTE ID Type: Deconvolution ID
Quant Method: Internal Standard Quant By: Initial Calibration
Last ICal File: \\EDICHROM\ChromData\CVOAMS2\20131213-7772.b\B63528.D

Column 1 : Rtx-624 (0.25 mm) Detector MS SCAN
Process Host: XAWRK016

First Level Reviewer: patelv1 Date: 07-Jan-2014 18:50:06

Compound	Sig	RT (min.)	Exp RT (min.)	Dlt RT (min.)	Q	Response	On-Col Amt ug/l	Flags
2 Dichlorodifluoromethane	85	1.135	1.126	0.009	88	107004	21.9	
3 Chloromethane	50	1.242	1.242	0.0	88	90040	26.5	
5 Butadiene	54	1.340	1.340	0.0	93	73853	27.2	
4 Vinyl chloride	62	1.349	1.340	0.009	83	90614	28.0	
7 Bromomethane	94	1.596	1.587	0.009	95	55997	42.6	
8 Chloroethane	64	1.661	1.661	0.0	97	47633	36.4	
10 Dichlorofluoromethane	67	1.851	1.851	0.0	90	133794	29.3	
9 Trichlorofluoromethane	101	1.859	1.859	0.0	86	99699	31.4	
19 Pentane	72	1.875	1.875	0.0	93	19045	72.0	
139 Ethanol	46	2.065	2.064	0.001	86	10219	1932.8	
11 Ethyl ether	59	2.073	2.073	0.0	86	44851	23.7	
13 2-Methyl-1,3-butadiene	67	2.081	2.081	0.0	98	80126	22.8	
15 Acrolein	56	2.246	2.237	0.009	36	9520	37.4	
16 1,1,2-Trichloro-1,2,2-trifluoroe	101	2.254	2.254	0.0	93	88093	26.5	
17 1,1-Dichloroethene	96	2.270	2.262	0.008	88	68449	21.7	
18 Acetone	43	2.369	2.369	0.0	79	89822	154.6	
20 Iodomethane	142	2.410	2.410	0.0	98	133584	21.9	
21 Carbon disulfide	76	2.435	2.435	0.0	99	198921	18.2	
135 Isopropyl alcohol	45	2.501	2.501	0.0	61	23877	223.6	
141 3-Chloro-1-propene	76	2.600	2.591	0.009	29	28350	16.3	
22 Cyclopentene	67	2.608	2.599	0.009	86	161713	20.0	
23 Methyl acetate	43	2.624	2.616	0.008	98	215980	97.4	
24 Acetonitrile	41	2.682	2.673	0.009	93	70381	256.5	
25 Methylene Chloride	84	2.731	2.731	0.0	84	85617	23.5	
* 26 TBA-d9 (IS)	65	2.772	2.772	0.0	86	204985	1000.0	
27 2-Methyl-2-propanol	59	2.846	2.846	0.0	85	52973	206.9	
28 Methyl tert-butyl ether	73	2.912	2.912	0.0	95	169622	17.4	
29 trans-1,2-Dichloroethene	96	2.929	2.929	0.0	88	79573	23.5	
31 Acrylonitrile	53	3.011	3.011	0.0	90	210778	189.3	
32 Hexane	43	3.102	3.101	0.001	87	38545	18.3	
136 Allyl alcohol	57	3.102	3.101	0.001	76	59755	0	

Compound	Sig	RT (min.)	Exp RT (min.)	Dlt RT (min.)	Q	Response	On-Col Amt ug/l	Flags
33 Isopropyl ether	45	3.357	3.357	0.0	86	169931	16.4	
34 1,1-Dichloroethane	63	3.357	3.357	0.0	94	151135	23.2	
35 Vinyl acetate	43	3.398	3.398	0.0	99	309270	38.7	
36 2-Chloro-1,3-butadiene	88	3.406	3.406	0.0	90	62414	19.9	
37 Tert-butyl ethyl ether	59	3.711	3.710	0.001	87	160017	15.3	
38 2,2-Dichloropropane	77	3.916	3.916	0.0	88	107887	20.4	
39 cis-1,2-Dichloroethene	96	3.949	3.941	0.008	88	80319	20.9	
40 2-Butanone (MEK)	72	3.982	3.982	0.0	94	28359	120.3	
41 Ethyl acetate	70	4.007	3.998	0.009	96	11410	45.5	
42 Methyl acrylate	55	4.048	4.048	0.0	89	44253	16.3	
43 Propionitrile	54	4.122	4.122	0.0	94	78608	236.0	
44 Tetrahydrofuran	42	4.188	4.188	0.0	50	27146	40.3	
45 Chlorobromomethane	128	4.196	4.196	0.0	81	46749	23.2	
46 Methacrylonitrile	67	4.237	4.237	0.0	92	259615	200.4	
47 Chloroform	83	4.278	4.278	0.0	86	168293	25.2	
48 Cyclohexane	56	4.394	4.394	0.0	89	101253	19.7	
49 1,1,1-Trichloroethane	97	4.418	4.418	0.0	91	131528	24.3	
$ 57 Dibromofluoromethane (Surr)	113	4.459	4.459	0.0	96	228114	60.2	
50 Carbon tetrachloride	117	4.550	4.558	-0.008	90	115715	26.4	
51 1,1-Dichloropropene	75	4.599	4.599	0.0	89	99130	21.1	
52 Benzene	78	4.822	4.821	0.001	98	285318	22.5	
138 Isobutyl alcohol	43	4.830	4.830	0.0	81	40603	527.6	
$ 53 1,2-Dichloroethane-d4 (Surr)	65	4.855	4.854	0.001	96	293890	62.3	
140 Tert-amyl methyl ether	73	4.937	4.937	0.0	87	163509	16.6	
54 1,2-Dichloroethane	62	4.945	4.937	0.008	93	137038	24.6	
55 Isopropyl acetate	43	4.953	4.953	0.0	97	149080	15.7	
56 n-Heptane	57	5.052	5.052	0.0	82	24196	16.8	
* 58 Fluorobenzene	96	5.175	5.175	0.0	98	607818	50.0	
59 2,4,4-Trimethyl-1-pentene	57	5.455	5.455	0.0	86	186065	32.6	
60 Trichloroethene	95	5.603	5.603	0.0	93	84098	22.2	
61 n-Butanol	56	5.628	5.636	-0.008	92	22454	476.6	
62 Methylcyclohexane	83	5.743	5.743	0.0	92	87501	19.0	
63 Ethyl acrylate	55	5.801	5.809	-0.008	93	58749	14.2	
64 1,2-Dichloropropane	63	5.949	5.949	0.0	80	68313	19.4	
* 65 1,4-Dioxane-d8	96	6.031	6.039	-0.008	79	22066	1000.0	
67 1,4-Dioxane	88	6.097	6.105	-0.008	33	11730	418.0	
66 Methyl methacrylate	100	6.105	6.105	0.0	89	27875	30.5	
68 Dibromomethane	93	6.105	6.105	0.0	71	59035	22.8	
69 n-Propyl acetate	43	6.188	6.188	0.0	98	61899	14.3	
70 Dichlorobromomethane	83	6.311	6.311	0.0	96	102378	21.9	
71 2-Nitropropane	41	6.731	6.731	0.0	92	24339	23.8	
73 Epichlorohydrin	57	6.863	6.862	0.001	97	93970	0	
74 cis-1,3-Dichloropropene	75	6.920	6.920	0.0	91	95453	18.2	
75 4-Methyl-2-pentanone (MIBK)	43	7.126	7.126	0.0	97	282787	84.4	
$ 76 Toluene-d8 (Surr)	98	7.175	7.175	0.0	98	778313	58.1	
77 Toluene	91	7.258	7.257	0.001	93	317250	22.6	
78 trans-1,3-Dichloropropene	75	7.628	7.628	0.0	95	83362	18.0	
79 Ethyl methacrylate	69	7.686	7.685	0.001	89	61510	14.6	
80 1,1,2-Trichloroethane	83	7.817	7.817	0.0	88	60852	21.4	
81 Tetrachloroethene	166	7.842	7.842	0.0	88	84764	23.3	
82 1,3-Dichloropropane	76	7.998	7.998	0.0	94	112631	19.9	
83 2-Hexanone	43	8.081	8.080	0.001	97	184472	81.9	

Compound	Sig	RT (min.)	Exp RT (min.)	Dlt RT (min.)	Q	Response	On-Col Amt ug/l	Flags
85 n-Butyl acetate	73	8.196	8.196	0.0	97	12615	13.8	
84 Chlorodibromomethane	129	8.196	8.196	0.0	95	71459	17.1	
86 Ethylene Dibromide	107	8.303	8.311	-0.008	98	72637	20.0	
* 87 Chlorobenzene-d5	117	8.747	8.747	0.0	87	538966	50.0	
88 Chlorobenzene	112	8.772	8.772	0.0	92	242525	22.5	
89 Ethylbenzene	106	8.854	8.862	-0.008	99	115041	21.3	
90 1,1,1,2-Tetrachloroethane	131	8.871	8.870	0.001	85	86834	23.8	
91 m-Xylene & p-Xylene	106	8.978	8.977	0.001	98	142703	21.0	
92 o-Xylene	106	9.340	9.348	-0.008	92	145295	21.2	
137 n-Butyl acrylate	73	9.348	9.348	0.0	54	44378	13.7	
93 Styrene	104	9.373	9.372	0.001	93	240883	21.1	
94 Amyl acetate (mixed isomers)	43	9.545	9.545	0.0	94	109405	11.7	
95 Bromoform	173	9.554	9.554	0.0	93	36114	14.7	
96 Isopropylbenzene	105	9.661	9.669	-0.008	97	388457	21.5	
$ 97 4-Bromofluorobenzene	174	9.842	9.842	0.0	86	250940	53.5	
98 Camphene	41	9.850	9.858	-0.008	89	20738	16.0	
99 Bromobenzene	156	9.957	9.957	0.0	96	106039	19.5	
100 1,1,2,2-Tetrachloroethane	83	9.998	9.998	0.0	89	114042	19.7	
101 N-Propylbenzene	91	10.023	10.023	0.0	98	467649	19.9	
102 1,2,3-Trichloropropane	110	10.039	10.039	0.0	87	35656	20.3	
103 trans-1,4-Dichloro-2-butene	53	10.056	10.056	0.0	51	19937	12.7	
104 2-Chlorotoluene	91	10.113	10.113	0.0	96	371910	21.6	
105 4-Ethyltoluene	105	10.122	10.121	0.001	91	419648	20.7	
106 1,3,5-Trimethylbenzene	105	10.179	10.179	0.0	92	349842	20.2	
107 4-Chlorotoluene	91	10.212	10.212	0.0	97	338519	21.5	
108 Butyl Methacrylate	87	10.261	10.261	0.0	99	86989	12.5	
109 tert-Butylbenzene	119	10.434	10.434	0.0	89	257318	18.6	
110 1,2,4-Trimethylbenzene	105	10.484	10.492	-0.008	98	362465	20.1	
111 sec-Butylbenzene	105	10.615	10.615	0.0	98	365814	19.1	
113 1,3-Dichlorobenzene	146	10.739	10.739	0.0	93	212544	21.8	
112 4-Isopropyltoluene	119	10.731	10.739	-0.008	93	313139	18.5	
117 2-Octanol	45	10.731	10.739	-0.008	22	252	0	
* 115 1,4-Dichlorobenzene-d4	152	10.796	10.796	0.0	98	342792	50.0	
116 1,4-Dichlorobenzene	146	10.813	10.821	-0.008	90	219891	21.4	
118 Benzyl chloride	91	10.936	10.936	0.0	97	135140	11.7	
119 2,3-Dihydroindene	117	10.994	10.994	0.0	90	375509	19.1	
114 2-Octanone	43	10.994	10.994	0.0	1	895	0	
120 p-Diethylbenzene	119	11.035	11.043	-0.008	76	204728	20.4	
121 n-Butylbenzene	91	11.060	11.060	0.0	97	388154	21.3	
122 1,2-Dichlorobenzene	146	11.117	11.117	0.0	93	212227	20.9	
123 1,2,4,5-Tetramethylbenzene	119	11.652	11.652	0.0	96	246682	15.2	
124 1,2-Dibromo-3-Chloropropane	75	11.743	11.743	0.0	86	16745	17.4	
125 1,3,5-Trichlorobenzene	180	11.858	11.858	0.0	95	115959	18.2	
126 Camphor	95	12.278	12.278	0.0	95	26060	42.7	
127 1,2,4-Trichlorobenzene	180	12.352	12.352	0.0	92	99844	16.9	
128 Hexachlorobutadiene	225	12.434	12.442	-0.008	85	33797	17.9	
130 Naphthalene	128	12.566	12.566	0.0	99	213775	13.8	
131 1,2,3-Trichlorobenzene	180	12.771	12.771	0.0	92	74560	14.8	
S 133 1,2-Dichloroethene, Total	100				0		44.4	
S 134 Xylenes, Total	100				0		42.2	
S 147 Total BTEX	1				0		108.7	
152 Cyclohexanone	55	9.340	9.348	-0.008	0	113808	0	

Report Date: 07-Jan-2014 18:50:07 Chrom Revision: 2.1 15-Oct-2013 07:52:24

TestAmerica Edison

Data File: \\EDICHROM\ChromData\CVOAMS2\20140107-8610.b\B64500.D

Injection Date:	07-Jan-2014 12:45:30	Instrument ID:	CVOAMS2	Operator ID:	
Lims ID:	460-69036-B-2 MS	Lab Sample ID:	460-69036-2	Worklist Smp#:	15
Client ID:					
Purge Vol:	5.000 mL	Dil. Factor:	10.0000	ALS Bottle#:	14
Method:	8260W_2	Limit Group:	VOA - 8260B Water and Solid		

Column: Rtx-624 (0.25 mm)

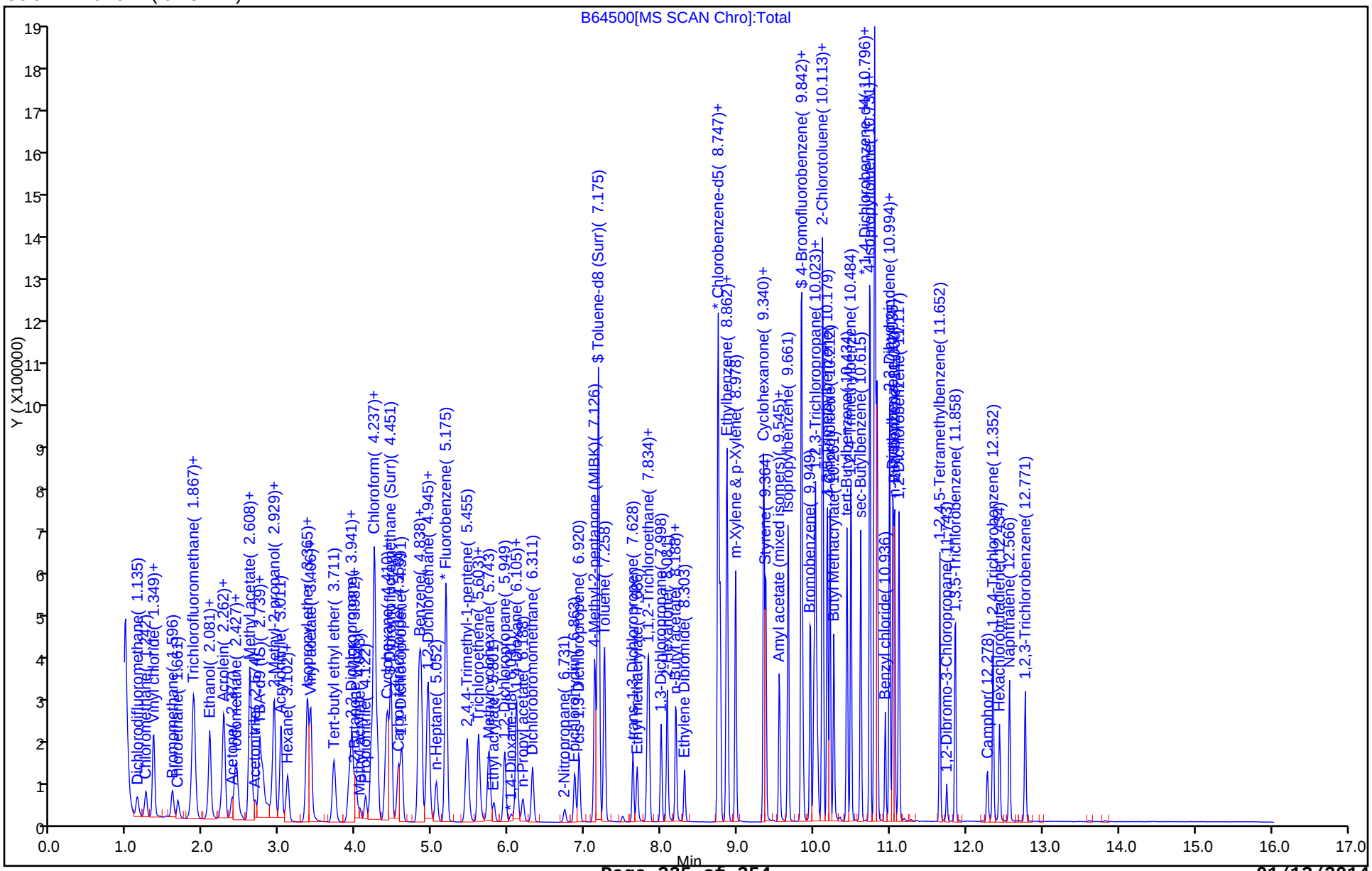

FORM I
GC/MS VOA ORGANICS ANALYSIS DATA SHEET

Lab Name: TestAmerica Edison | Job No.: 460-69122-1

SDG No.:

Client Sample ID: MW-2D-A MSD | Lab Sample ID: 460-69122-1 MSD

Matrix: Water | Lab File ID: B64521.D

Analysis Method: 8260B | Date Collected: 12/31/2013 09:10

Sample wt/vol: 5(mL) | Date Analyzed: 01/08/2014 11:36

Soil Aliquot Vol: | Dilution Factor: 10

Soil Extract Vol.: | GC Column: Rtx-624 ID: 0.25(mm)

% Moisture: | Level: (low/med) Low

Analysis Batch No.: 201600 | Units: ug/L

CAS NO.	COMPOUND NAME	RESULT	Q	RL	MDL
74-87-3	Chloromethane	253		10	1.0
74-83-9	Bromomethane	294		10	1.8
75-01-4	Vinyl chloride	254		10	1.4
75-00-3	Chloroethane	315		10	1.7
75-09-2	Methylene Chloride	203		10	1.8
67-64-1	Acetone	1100		50	27
75-15-0	Carbon disulfide	113		10	1.3
75-35-4	1,1-Dichloroethene	177		10	0.90
75-34-3	1,1-Dichloroethane	199		10	1.3
156-60-5	trans-1,2-Dichloroethene	210		10	1.3
156-59-2	cis-1,2-Dichloroethene	186		10	1.8
67-66-3	Chloroform	212		10	0.80
107-06-2	1,2-Dichloroethane	206		10	1.9
78-93-3	2-Butanone	1020		50	23
71-55-6	1,1,1-Trichloroethane	206		10	0.60
56-23-5	Carbon tetrachloride	212		10	0.60
75-27-4	Bromodichloromethane	171		10	1.2
78-87-5	1,2-Dichloropropane	168		10	0.90
10061-01-5	cis-1,3-Dichloropropene	172		10	1.8
79-01-6	Trichloroethene	194		10	0.90
124-48-1	Dibromochloromethane	128		10	2.0
79-00-5	1,1,2-Trichloroethane	180		10	1.9
71-43-2	Benzene	200		10	0.80
10061-02-6	trans-1,3-Dichloropropene	164		10	2.4
75-25-2	Bromoform	110		10	1.9
108-10-1	4-Methyl-2-pentanone	729		50	9.9
591-78-6	2-Hexanone	714		50	5.0
127-18-4	Tetrachloroethene	206		10	1.0
79-34-5	1,1,2,2-Tetrachloroethane	165		10	1.6
108-88-3	Toluene	198		10	1.5
108-90-7	Chlorobenzene	196		10	1.1
100-41-4	Ethylbenzene	187		10	1.0
100-42-5	Styrene	182		10	1.2
1330-20-7	Xylenes, Total	370		20	1.3

FORM I
GC/MS VOA ORGANICS ANALYSIS DATA SHEET

Lab Name: TestAmerica Edison Job No.: 460-69122-1

SDG No.:

Client Sample ID: MW-2D-A MSD Lab Sample ID: 460-69122-1 MSD

Matrix: Water Lab File ID: B64521.D

Analysis Method: 8260B Date Collected: 12/31/2013 09:10

Sample wt/vol: 5(mL) Date Analyzed: 01/08/2014 11:36

Soil Aliquot Vol: Dilution Factor: 10

Soil Extract Vol.: GC Column: Rtx-624 ID: 0.25(mm)

% Moisture: Level: (low/med) Low

Analysis Batch No.: 201600 Units: ug/L

CAS NO.	SURROGATE	%REC	Q	LIMITS
17060-07-0	1,2-Dichloroethane-d4 (Surr)	107		70-130
460-00-4	Bromofluorobenzene	96		70-130
2037-26-5	Toluene-d8 (Surr)	103		70-130
1868-53-7	Dibromofluoromethane (Surr)	106		70-130

TestAmerica Edison
Target Compound Quantitation Report

Data File: \\EDICHROM\ChromData\CVOAMS2\20140108-8646.b\B64521.D
Lims ID: 460-69122-B-1 MSD Lab Sample ID: 460-69122-1
Client ID:
Sample Type: MSD
Inject. Date: 08-Jan-2014 11:36:30 ALS Bottle#: 3 Worklist Smp#: 8
Purge Vol: 5.000 mL Dil. Factor: 10.0000
Sample Info: 460-69122-B-1 MSD
Misc. Info.: 460-0008646-008
Operator ID: Instrument ID: CVOAMS2

Method: \\EDICHROM\ChromData\CVOAMS2\20140108-8646.b\8260W_2.m
Limit Group: VOA - 8260B Water and Solid
Last Update: 09-Jan-2014 15:30:09 Calib Date: 13-Dec-2013 14:51:30
Integrator: RTE ID Type: Deconvolution ID
Quant Method: Internal Standard Quant By: Initial Calibration
Last ICal File: \\EDICHROM\ChromData\CVOAMS2\20131213-7772.b\B63528.D

Column 1 : Rtx-624 (0.25 mm) Detector MS SCAN
Process Host: XAWRK028

First Level Reviewer: patelv1 Date: 09-Jan-2014 15:30:09

Compound	Sig	RT (min.)	Exp RT (min.)	Dlt RT (min.)	Q	Response	On-Col Amt ug/l	Flags
2 Dichlorodifluoromethane	85	1.126	1.126	0.0	89	121815	21.4	
3 Chloromethane	50	1.241	1.233	0.008	89	100032	25.3	
5 Butadiene	54	1.340	1.332	0.008	93	78683	24.8	
4 Vinyl chloride	62	1.340	1.332	0.008	82	95730	25.4	
7 Bromomethane	94	1.587	1.579	0.008	99	45368	29.4	
8 Chloroethane	64	1.653	1.653	0.0	97	48113	31.5	
10 Dichlorofluoromethane	67	1.850	1.842	0.008	89	139073	26.1	
9 Trichlorofluoromethane	101	1.859	1.851	0.008	84	103158	27.9	
19 Pentane	72	1.867	1.867	0.0	94	20267	65.8	
139 Ethanol	46	2.056	2.056	0.0	85	9746	1501.6	
11 Ethyl ether	59	2.064	2.065	-0.001	89	46751	21.2	
13 2-Methyl-1,3-butadiene	67	2.073	2.073	0.0	99	84660	20.7	
15 Acrolein	56	2.237	2.229	0.008	72	7997	25.4	
16 1,1,2-Trichloro-1,2,2-trifluoroe	101	2.254	2.246	0.008	94	77848	20.1	
17 1,1-Dichloroethene	96	2.262	2.254	0.008	90	65038	17.7	
18 Acetone	43	2.361	2.361	0.0	79	78593	109.5	
20 Iodomethane	142	2.402	2.402	0.0	99	131885	18.5	
21 Carbon disulfide	76	2.427	2.427	0.0	99	143533	11.3	
135 Isopropyl alcohol	45	2.501	2.484	0.017	76	22296	169.4	
141 3-Chloro-1-propene	76	2.591	2.583	0.008	36	30428	15.0	
22 Cyclopentene	67	2.599	2.591	0.008	86	178332	18.9	
23 Methyl acetate	43	2.616	2.608	0.008	98	224473	86.8	
24 Acetonitrile	41	2.665	2.665	0.0	93	66076	206.7	
25 Methylene Chloride	84	2.723	2.723	0.0	84	86270	20.3	
* 26 TBA-d9 (IS)	65	2.764	2.764	0.0	87	253002	1000.0	
27 2-Methyl-2-propanol	59	2.838	2.838	0.0	86	58036	183.6	
28 Methyl tert-butyl ether	73	2.904	2.904	0.0	96	180482	15.9	
29 trans-1,2-Dichloroethene	96	2.920	2.912	0.008	88	82868	21.0	
31 Acrylonitrile	53	3.003	3.003	0.0	90	213794	164.8	
32 Hexane	43	3.093	3.085	0.008	87	42365	17.2	
136 Allyl alcohol	57	3.093	3.085	0.008	73	65777	0	

Compound	Sig	RT (min.)	Exp RT (min.)	Dlt RT (min.)	Q	Response	On-Col Amt ug/l	Flags
33 Isopropyl ether	45	3.348	3.340	0.008	87	181791	15.1	
34 1,1-Dichloroethane	63	3.348	3.348	0.0	94	151060	19.9	
35 Vinyl acetate	43	3.389	3.381	0.008	99	317101	34.0	
36 2-Chloro-1,3-butadiene	88	3.398	3.390	0.008	91	64557	17.7	
37 Tert-butyl ethyl ether	59	3.702	3.694	0.008	87	174241	14.3	
38 2,2-Dichloropropane	77	3.900	3.900	0.0	92	113078	18.3	
39 cis-1,2-Dichloroethene	96	3.933	3.933	0.0	89	83408	18.6	
40 2-Butanone (MEK)	72	3.966	3.966	0.0	96	29625	101.8	
41 Ethyl acetate	70	3.990	3.990	0.0	92	12059	38.9	
42 Methyl acrylate	55	4.040	4.032	0.008	65	44130	13.9	
43 Propionitrile	54	4.114	4.106	0.008	94	79360	193.0	
44 Tetrahydrofuran	42	4.179	4.180	-0.001	57	29542	35.5	
45 Chlorobromomethane	128	4.188	4.180	0.008	79	46383	19.8	
46 Methacrylonitrile	67	4.229	4.221	0.008	91	255079	168.9	
47 Chloroform	83	4.270	4.262	0.008	86	164950	21.2	
48 Cyclohexane	56	4.385	4.377	0.008	89	106751	17.9	
49 1,1,1-Trichloroethane	97	4.410	4.402	0.008	92	130164	20.6	
$ 57 Dibromofluoromethane (Surr)	113	4.443	4.443	0.0	97	234306	53.0	
50 Carbon tetrachloride	117	4.542	4.542	0.0	90	108252	21.2	
51 1,1-Dichloropropene	75	4.583	4.583	0.0	93	101760	18.6	
52 Benzene	78	4.805	4.805	0.0	98	288666	20.0	
138 Isobutyl alcohol	43	4.813	4.813	0.0	90	41609	438.1	
$ 53 1,2-Dichloroethane-d4 (Surr)	65	4.838	4.838	0.0	96	294449	53.5	
140 Tert-amyl methyl ether	73	4.928	4.920	0.008	86	169866	14.8	
54 1,2-Dichloroethane	62	4.928	4.920	0.008	92	133538	20.6	
55 Isopropyl acetate	43	4.945	4.937	0.008	97	155669	14.1	
56 n-Heptane	57	5.035	5.036	-0.001	86	26364	15.7	
* 58 Fluorobenzene	96	5.167	5.159	0.008	98	708329	50.0	
59 2,4,4-Trimethyl-1-pentene	57	5.439	5.439	0.0	87	201858	30.3	
60 Trichloroethene	95	5.587	5.587	0.0	94	85815	19.4	
61 n-Butanol	56	5.620	5.612	0.008	91	22831	392.6	
62 Methylcyclohexane	83	5.727	5.727	0.0	92	91371	17.0	
63 Ethyl acrylate	55	5.792	5.793	-0.001	92	59556	12.3	
64 1,2-Dichloropropane	63	5.932	5.933	-0.001	79	68821	16.8	
* 65 1,4-Dioxane-d8	96	6.023	6.015	0.008	78	26560	1000.0	
68 Dibromomethane	93	6.089	6.081	0.008	70	57248	19.0	
66 Methyl methacrylate	100	6.089	6.081	0.008	88	28729	27.0	
67 1,4-Dioxane	88	6.081	6.089	-0.008	33	13054	386.6	
69 n-Propyl acetate	43	6.171	6.171	0.0	98	63646	12.6	
70 Dichlorobromomethane	83	6.295	6.295	-0.001	96	93191	17.1	
71 2-Nitropropane	41	6.722	6.714	0.008	96	22252	18.6	
72 2-Chloroethyl vinyl ether	63	6.747	6.756	-0.009	58	1252	0.4801	
73 Epichlorohydrin	57	6.854	6.846	0.008	97	95776	0	
74 cis-1,3-Dichloropropene	75	6.912	6.904	0.008	90	102923	17.2	
75 4-Methyl-2-pentanone (MIBK)	43	7.117	7.109	0.008	96	278578	72.9	
$ 76 Toluene-d8 (Surr)	98	7.167	7.159	0.008	97	783895	51.3	
77 Toluene	91	7.241	7.241	0.0	93	317333	19.8	
78 trans-1,3-Dichloropropene	75	7.619	7.611	0.008	96	86690	16.4	
79 Ethyl methacrylate	69	7.677	7.669	0.008	88	62856	13.0	
80 1,1,2-Trichloroethane	83	7.809	7.809	0.0	88	58343	18.0	
81 Tetrachloroethene	166	7.825	7.825	0.0	85	85408	20.6	
82 1,3-Dichloropropane	76	7.990	7.982	0.008	93	112860	17.5	

Compound	Sig	RT (min.)	Exp RT (min.)	Dlt RT (min.)	Q	Response	On-Col Amt ug/l	Flags
83 2-Hexanone	43	8.064	8.064	0.0	97	183389	71.4	
85 n-Butyl acetate	73	8.179	8.179	0.0	97	12950	12.4	
84 Chlorodibromomethane	129	8.179	8.179	0.0	83	61048	12.8	
86 Ethylene Dibromide	107	8.294	8.295	-0.001	98	70955	17.1	
* 87 Chlorobenzene-d5	117	8.739	8.731	0.008	86	614886	50.0	
88 Chlorobenzene	112	8.763	8.764	-0.001	92	240452	19.6	
89 Ethylbenzene	106	8.846	8.846	0.0	99	115360	18.7	
90 1,1,1,2-Tetrachloroethane	131	8.862	8.854	0.008	86	83395	20.1	
91 m-Xylene & p-Xylene	106	8.969	8.961	0.008	98	141200	18.2	
92 o-Xylene	106	9.331	9.331	0.0	92	146609	18.8	
137 n-Butyl acrylate	73	9.331	9.331	0.0	94	44785	12.1	
93 Styrene	104	9.356	9.356	0.0	92	236892	18.2	
94 Amyl acetate (mixed isomers)	43	9.537	9.537	0.0	93	110451	10.4	
95 Bromoform	173	9.545	9.545	0.0	93	30696	11.0	
96 Isopropylbenzene	105	9.652	9.652	0.0	97	395531	19.2	
$ 97 4-Bromofluorobenzene	174	9.825	9.825	0.0	84	256284	47.9	
98 Camphene	41	9.842	9.842	0.0	89	23311	15.8	
99 Bromobenzene	156	9.948	9.940	0.008	96	104733	17.0	
100 1,1,2,2-Tetrachloroethane	83	9.990	9.990	0.0	90	108031	16.5	
101 N-Propylbenzene	91	10.014	10.006	0.008	98	467868	17.5	
102 1,2,3-Trichloropropane	110	10.031	10.031	0.0	83	34235	17.2	
103 trans-1,4-Dichloro-2-butene	53	10.047	10.047	0.0	50	23699	13.3	
104 2-Chlorotoluene	91	10.105	10.105	0.0	96	370562	18.9	
105 4-Ethyltoluene	105	10.113	10.105	0.008	92	422150	18.3	
106 1,3,5-Trimethylbenzene	105	10.171	10.163	0.008	92	344940	17.5	
107 4-Chlorotoluene	91	10.204	10.204	0.0	98	335987	18.8	
108 Butyl Methacrylate	87	10.253	10.253	0.0	98	88856	11.3	
109 tert-Butylbenzene	119	10.426	10.426	0.0	89	266000	17.0	
110 1,2,4-Trimethylbenzene	105	10.475	10.475	0.0	98	358495	17.5	
111 sec-Butylbenzene	105	10.607	10.607	0.0	98	373136	17.2	
112 4-Isopropyltoluene	119	10.722	10.722	0.0	94	319338	16.7	
113 1,3-Dichlorobenzene	146	10.730	10.722	0.008	94	212342	19.2	
117 2-Octanol	45	10.722	10.739	-0.017	22	147	0	
* 115 1,4-Dichlorobenzene-d4	152	10.788	10.788	0.0	98	388993	50.0	
116 1,4-Dichlorobenzene	146	10.804	10.805	-0.001	89	221595	19.0	
118 Benzyl chloride	91	10.928	10.928	0.0	97	131722	10.1	
119 2,3-Dihydroindene	117	10.985	10.986	-0.001	90	374553	16.8	
114 2-Octanone	43	10.977	10.994	-0.017	1	499	0	
120 p-Diethylbenzene	119	11.027	11.027	0.0	77	206199	18.1	
121 n-Butylbenzene	91	11.051	11.051	0.0	88	390723	18.9	
122 1,2-Dichlorobenzene	146	11.109	11.109	0.0	93	211741	18.3	
123 1,2,4,5-Tetramethylbenzene	119	11.644	11.644	0.0	96	262613	14.3	
124 1,2-Dibromo-3-Chloropropane	75	11.734	11.735	-0.001	85	15512	14.2	
125 1,3,5-Trichlorobenzene	180	11.850	11.842	0.008	96	122041	16.9	
126 Camphor	95	12.269	12.261	0.008	94	29238	42.2	
127 1,2,4-Trichlorobenzene	180	12.343	12.335	0.008	92	110729	16.5	
128 Hexachlorobutadiene	225	12.426	12.426	0.0	86	35931	16.8	
130 Naphthalene	128	12.557	12.549	0.008	99	232937	13.3	
131 1,2,3-Trichlorobenzene	180	12.763	12.755	0.008	92	89441	15.7	
S 133 1,2-Dichloroethene, Total	100				0		39.6	
S 134 Xylenes, Total	100				0		37.0	
S 147 Total BTEX	1				0		95.5	

Compound	Sig	RT (min.)	Exp RT (min.)	Dlt RT (min.)	Q	Response	On-Col Amt ug/l	Flags

Report Date: 09-Jan-2014 15:30:10 Chrom Revision: 2.1 15-Oct-2013 07:52:24

TestAmerica Edison

Data File: \\EDICHROM\ChromData\CVOAMS2\20140108-8646.b\B64521.D

Injection Date:	08-Jan-2014 11:36:30	Instrument ID:	CVOAMS2	Operator ID:	
Lims ID:	460-69122-B-1 MSD	Lab Sample ID:	460-69122-1	Worklist Smp#:	8
Client ID:					
Purge Vol:	5.000 mL	Dil. Factor:	10.0000	ALS Bottle#:	3
Method:	8260W_2	Limit Group:	VOA - 8260B Water and Solid		

Column: Rtx-624 (0.25 mm)

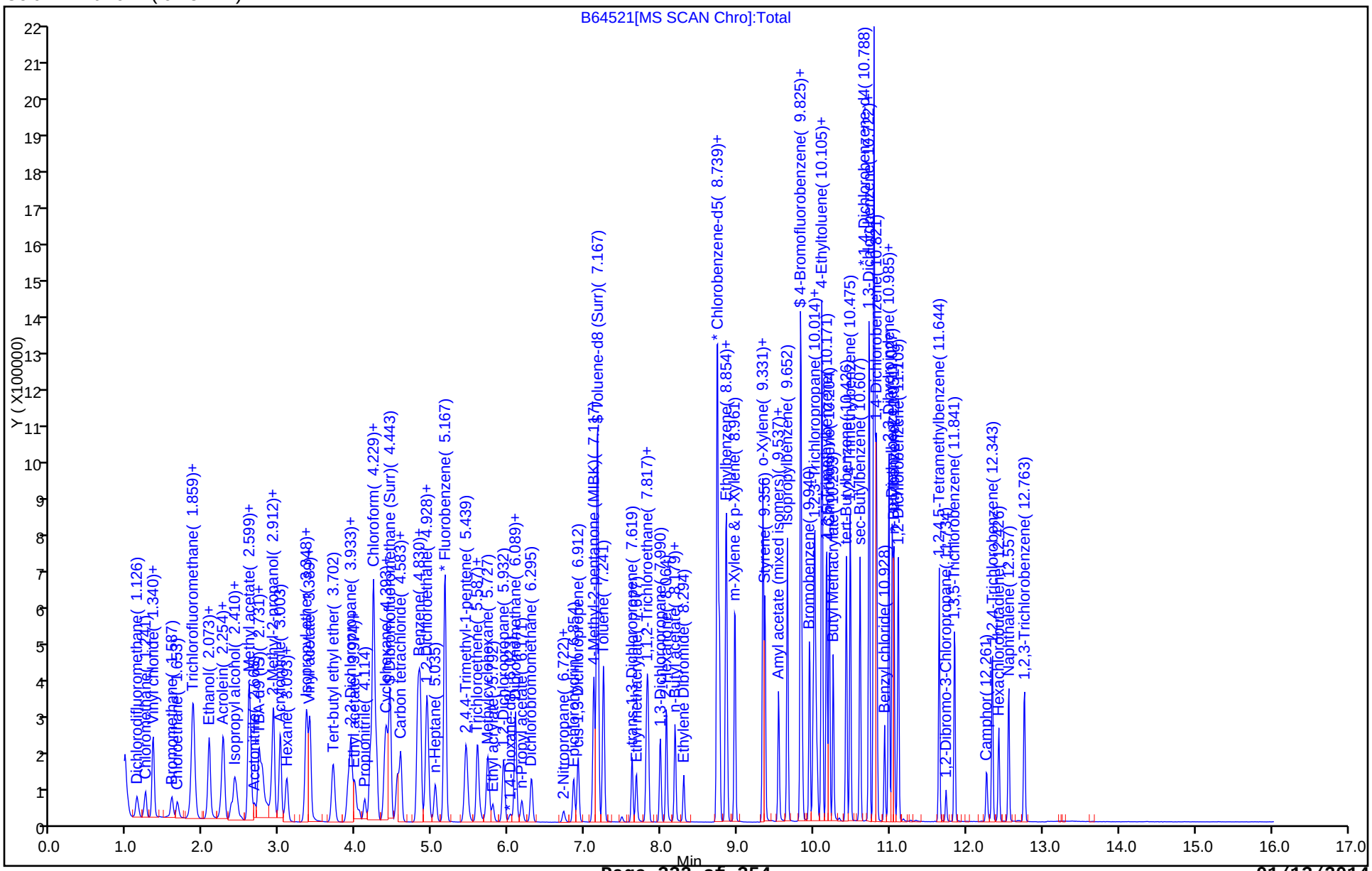

FORM I
GC/MS VOA ORGANICS ANALYSIS DATA SHEET

Lab Name: TestAmerica Edison | Job No.: 460-69122-1

SDG No.:

Client Sample ID: MW-3D-C MSD | Lab Sample ID: 460-69122-12 MSD

Matrix: Water | Lab File ID: B64553.D

Analysis Method: 8260B | Date Collected: 12/31/2013 12:05

Sample wt/vol: 5(mL) | Date Analyzed: 01/09/2014 13:56

Soil Aliquot Vol: | Dilution Factor: 10

Soil Extract Vol.: | GC Column: Rtx-624 ID: 0.25(mm)

% Moisture: | Level: (low/med) Low

Analysis Batch No.: 201764 | Units: ug/L

CAS NO.	COMPOUND NAME	RESULT	Q	RL	MDL
74-87-3	Chloromethane	247		10	1.0
74-83-9	Bromomethane	259		10	1.8
75-01-4	Vinyl chloride	263		10	1.4
75-00-3	Chloroethane	243		10	1.7
75-09-2	Methylene Chloride	218		10	1.8
67-64-1	Acetone	1320		50	27
75-15-0	Carbon disulfide	120		10	1.3
75-35-4	1,1-Dichloroethene	216		10	0.90
75-34-3	1,1-Dichloroethane	207		10	1.3
156-60-5	trans-1,2-Dichloroethene	213		10	1.3
156-59-2	cis-1,2-Dichloroethene	195		10	1.8
67-66-3	Chloroform	218		10	0.80
107-06-2	1,2-Dichloroethane	230		10	1.9
78-93-3	2-Butanone	970		50	23
71-55-6	1,1,1-Trichloroethane	208		10	0.60
56-23-5	Carbon tetrachloride	212		10	0.60
75-27-4	Bromodichloromethane	176		10	1.2
78-87-5	1,2-Dichloropropane	179		10	0.90
10061-01-5	cis-1,3-Dichloropropene	192		10	1.8
79-01-6	Trichloroethene	200		10	0.90
124-48-1	Dibromochloromethane	138		10	2.0
79-00-5	1,1,2-Trichloroethane	209		10	1.9
71-43-2	Benzene	212		10	0.80
10061-02-6	trans-1,3-Dichloropropene	191		10	2.4
75-25-2	Bromoform	132		10	1.9
108-10-1	4-Methyl-2-pentanone	1130		50	9.9
591-78-6	2-Hexanone	1150		50	5.0
127-18-4	Tetrachloroethene	212		10	1.0
79-34-5	1,1,2,2-Tetrachloroethane	208		10	1.6
108-88-3	Toluene	209		10	1.5
108-90-7	Chlorobenzene	204		10	1.1
100-41-4	Ethylbenzene	196		10	1.0
100-42-5	Styrene	192		10	1.2
1330-20-7	Xylenes, Total	388		20	1.3

FORM I
GC/MS VOA ORGANICS ANALYSIS DATA SHEET

Lab Name: TestAmerica Edison Job No.: 460-69122-1

SDG No.:

Client Sample ID: MW-3D-C MSD Lab Sample ID: 460-69122-12 MSD

Matrix: Water Lab File ID: B64553.D

Analysis Method: 8260B Date Collected: 12/31/2013 12:05

Sample wt/vol: 5(mL) Date Analyzed: 01/09/2014 13:56

Soil Aliquot Vol: Dilution Factor: 10

Soil Extract Vol.: GC Column: Rtx-624 ID: 0.25(mm)

% Moisture: Level: (low/med) Low

Analysis Batch No.: 201764 Units: ug/L

CAS NO.	SURROGATE	%REC	Q	LIMITS
17060-07-0	1,2-Dichloroethane-d4 (Surr)	117		70-130
460-00-4	Bromofluorobenzene	99		70-130
2037-26-5	Toluene-d8 (Surr)	106		70-130
1868-53-7	Dibromofluoromethane (Surr)	106		70-130

TestAmerica Edison
Target Compound Quantitation Report

Data File: \\EDICHROM\ChromData\CVOAMS2\20140109-8670.b\B64553.D
Lims ID: 460-69122-B-12 MSD Lab Sample ID: 460-69122-12
Client ID:
Sample Type: MSD
Inject. Date: 09-Jan-2014 13:56:30 ALS Bottle#: 7 Worklist Smp#: 15
Purge Vol: 5.000 mL Dil. Factor: 10.0000
Sample Info: 460-69122-B-12 MSD
Misc. Info.: 460-0008670-015
Operator ID: Instrument ID: CVOAMS2

Method: \\EDICHROM\ChromData\CVOAMS2\20140109-8670.b\8260W_2.m
Limit Group: VOA - 8260B Water and Solid
Last Update: 10-Jan-2014 11:59:18 Calib Date: 13-Dec-2013 14:51:30
Integrator: RTE ID Type: Deconvolution ID
Quant Method: Internal Standard Quant By: Initial Calibration
Last ICal File: \\EDICHROM\ChromData\CVOAMS2\20131213-7772.b\B63528.D

Column 1 : Rtx-624 (0.25 mm) Detector MS SCAN
Process Host: XAWRK023

First Level Reviewer: moroneyc Date: 10-Jan-2014 05:58:28

Compound	Sig	RT (min.)	Exp RT (min.)	Dlt RT (min.)	Q	Response	On-Col Amt ug/l	Flags
2 Dichlorodifluoromethane	85	1.126	1.118	0.008	88	117802	21.1	
3 Chloromethane	50	1.233	1.233	0.0	88	95790	24.7	
4 Vinyl chloride	62	1.332	1.332	0.0	83	96917	26.3	
5 Butadiene	54	1.332	1.332	0.0	93	76017	24.5	
7 Bromomethane	94	1.579	1.579	0.0	99	39304	25.9	
8 Chloroethane	64	1.653	1.653	0.0	96	36531	24.3	
10 Dichlorofluoromethane	67	1.842	1.842	0.0	90	125712	24.1	
9 Trichlorofluoromethane	101	1.851	1.842	0.009	85	92460	25.5	
19 Pentane	72	1.867	1.859	0.008	95	19135	63.3	
139 Ethanol	46	2.064	2.056	0.008	80	13486	1265.9	
11 Ethyl ether	59	2.064	2.065	-0.001	90	53873	25.0	
13 2-Methyl-1,3-butadiene	67	2.073	2.073	0.0	97	89448	22.3	
15 Acrolein	56	2.229	2.229	0.0	82	14851	28.6	
16 1,1,2-Trichloro-1,2,2-trifluoroe	101	2.246	2.246	0.0	93	86501	22.8	
17 1,1-Dichloroethene	96	2.262	2.254	0.008	87	77644	21.6	
18 Acetone	43	2.361	2.361	0.0	79	156449	132.5	
20 Iodomethane	142	2.402	2.394	0.008	99	153795	22.0	
21 Carbon disulfide	76	2.435	2.427	0.008	99	149233	12.0	
135 Isopropyl alcohol	45	2.484	2.484	0.0	92	46226	213.1	
141 3-Chloro-1-propene	76	2.583	2.583	0.0	15	32107	16.2	
22 Cyclopentene	67	2.591	2.591	0.0	84	191835	20.8	
23 Methyl acetate	43	2.608	2.608	0.0	98	335849	132.5	
24 Acetonitrile	41	2.665	2.657	0.008	94	102471	326.9	
25 Methylene Chloride	84	2.723	2.723	0.0	84	90543	21.8	
* 26 TBA-d9 (IS)	65	2.764	2.756	0.008	85	416509	1000.0	
27 2-Methyl-2-propanol	59	2.838	2.830	0.008	91	94894	182.4	
28 Methyl tert-butyl ether	73	2.904	2.896	0.008	95	213337	19.2	
29 trans-1,2-Dichloroethene	96	2.912	2.912	0.0	88	82553	21.3	
31 Acrylonitrile	53	3.003	3.003	0.0	91	331461	260.6	
136 Allyl alcohol	57	3.085	3.085	0.0	72	68476	0	
32 Hexane	43	3.085	3.085	0.0	88	42477	17.6	

Compound	Sig	RT (min.)	Exp RT (min.)	Dlt RT (min.)	Q	Response	On-Col Amt ug/l	Flags
33 Isopropyl ether	45	3.340	3.340	0.0	90	197382	16.7	
34 1,1-Dichloroethane	63	3.348	3.348	0.0	94	154419	20.7	
35 Vinyl acetate	43	3.389	3.381	0.008	99	374264	41.0	
36 2-Chloro-1,3-butadiene	88	3.389	3.390	-0.001	86	66366	18.5	
37 Tert-butyl ethyl ether	59	3.694	3.694	0.0	88	190007	15.9	
38 2,2-Dichloropropane	77	3.900	3.900	0.0	89	107713	17.8	
39 cis-1,2-Dichloroethene	96	3.933	3.924	0.009	90	85502	19.5	
40 2-Butanone (MEK)	72	3.966	3.966	0.0	96	46459	97.0	
41 Ethyl acetate	70	3.990	3.982	0.008	96	16822	33.0	
42 Methyl acrylate	55	4.040	4.031	0.009	86	65326	21.0	
43 Propionitrile	54	4.105	4.105	0.0	94	129459	191.3	
44 Tetrahydrofuran	42	4.180	4.180	0.0	62	45349	33.1	
45 Chlorobromomethane	128	4.180	4.180	0.0	80	48557	21.1	
47 Chloroform	83	4.262	4.262	0.0	86	166420	21.8	
46 Methacrylonitrile	67	4.377	4.377	0.0	64	17669	11.9	
48 Cyclohexane	56	4.377	4.377	0.0	90	110087	18.8	
49 1,1,1-Trichloroethane	97	4.402	4.402	0.0	91	128795	20.8	
$ 57 Dibromofluoromethane (Surr)	113	4.443	4.443	0.0	97	229667	53.0	
50 Carbon tetrachloride	117	4.542	4.533	0.009	89	105985	21.2	
51 1,1-Dichloropropene	75	4.583	4.583	0.0	89	107429	20.0	
52 Benzene	78	4.805	4.805	0.0	98	300696	21.2	
138 Isobutyl alcohol	43	4.813	4.813	0.0	91	71758	458.9	
$ 53 1,2-Dichloroethane-d4 (Surr)	65	4.838	4.838	0.0	96	316675	58.7	
140 Tert-amyl methyl ether	73	4.920	4.920	0.0	86	192055	17.1	
54 1,2-Dichloroethane	62	4.928	4.920	0.008	93	146457	23.0	
55 Isopropyl acetate	43	4.945	4.937	0.008	97	206132	19.1	
56 n-Heptane	57	5.035	5.035	0.0	87	25785	15.7	
* 58 Fluorobenzene	96	5.159	5.159	0.0	98	694478	50.0	
59 2,4,4-Trimethyl-1-pentene	57	5.439	5.439	0.0	87	204193	31.3	
60 Trichloroethene	95	5.587	5.587	0.0	93	86715	20.0	
61 n-Butanol	56	5.620	5.620	0.0	91	39602	413.7	
62 Methylcyclohexane	83	5.727	5.719	0.009	93	95921	18.2	
63 Ethyl acrylate	55	5.793	5.784	0.009	92	89521	18.9	
64 1,2-Dichloropropane	63	5.932	5.924	0.008	80	72087	17.9	
* 65 1,4-Dioxane-d8	96	6.015	6.015	0.0	80	44205	1000.0	
68 Dibromomethane	93	6.081	6.081	0.0	60	64052	21.6	
66 Methyl methacrylate	100	6.081	6.081	0.0	88	40515	38.9	
67 1,4-Dioxane	88	6.081	6.089	-0.008	33	22994	409.0	
69 n-Propyl acetate	43	6.171	6.163	0.008	98	93699	18.9	
70 Dichlorobromomethane	83	6.295	6.295	0.0	96	93889	17.6	
71 2-Nitropropane	41	6.714	6.714	0.0	98	34650	29.6	
73 Epichlorohydrin	57	6.846	6.846	0.0	98	156707	0	
74 cis-1,3-Dichloropropene	75	6.904	6.904	0.0	88	112628	19.2	
75 4-Methyl-2-pentanone (MIBK)	43	7.109	7.109	0.0	96	423596	113.2	
$ 76 Toluene-d8 (Surr)	98	7.159	7.159	0.0	98	789959	52.8	
77 Toluene	91	7.241	7.241	0.0	93	326941	20.9	
78 trans-1,3-Dichloropropene	75	7.611	7.611	0.0	95	98879	19.1	
79 Ethyl methacrylate	69	7.669	7.669	0.0	89	80867	17.1	
80 1,1,2-Trichloroethane	83	7.809	7.801	0.008	89	66255	20.9	
81 Tetrachloroethene	166	7.825	7.825	0.0	86	86326	21.2	
82 1,3-Dichloropropane	76	7.982	7.982	0.0	94	129303	20.4	
83 2-Hexanone	43	8.064	8.064	0.0	97	290297	115.4	

Compound	Sig	RT (min.)	Exp RT (min.)	Dlt RT (min.)	Q	Response	On-Col Amt ug/l	Flags
85 n-Butyl acetate	73	8.179	8.179	0.0	97	18525	18.2	
84 Chlorodibromomethane	129	8.179	8.179	0.0	70	64617	13.8	
86 Ethylene Dibromide	107	8.294	8.294	0.0	98	84486	20.8	
* 87 Chlorobenzene-d5	117	8.731	8.731	0.0	88	601935	50.0	
88 Chlorobenzene	112	8.755	8.755	0.0	91	245369	20.4	
89 Ethylbenzene	106	8.846	8.846	0.0	99	118141	19.6	
90 1,1,1,2-Tetrachloroethane	131	8.854	8.854	0.0	85	84062	20.7	
91 m-Xylene & p-Xylene	106	8.961	8.961	0.0	98	145715	19.2	
137 n-Butyl acrylate	73	9.331	9.331	0.0	58	54125	15.0	
92 o-Xylene	106	9.331	9.331	0.0	92	149520	19.5	
93 Styrene	104	9.356	9.356	0.0	92	243764	19.2	
94 Amyl acetate (mixed isomers)	43	9.537	9.537	0.0	92	141686	13.8	
95 Bromoform	173	9.537	9.537	0.0	94	36002	13.2	
96 Isopropylbenzene	105	9.652	9.652	0.0	97	405266	20.1	
$ 97 4-Bromofluorobenzene	174	9.825	9.825	0.0	83	258269	49.3	
98 Camphene	41	9.842	9.842	0.0	89	16374	11.3	
99 Bromobenzene	156	9.940	9.940	0.0	96	105880	17.6	
100 1,1,2,2-Tetrachloroethane	83	9.990	9.990	0.0	90	132438	20.8	
101 N-Propylbenzene	91	10.006	10.006	0.0	98	470282	18.2	
102 1,2,3-Trichloropropane	110	10.023	10.023	0.0	85	44887	23.2	
103 trans-1,4-Dichloro-2-butene	53	10.039	10.039	0.0	45	31593	18.3	
104 2-Chlorotoluene	91	10.097	10.097	0.0	96	372424	19.6	
105 4-Ethyltoluene	105	10.105	10.105	0.0	88	421674	18.8	
106 1,3,5-Trimethylbenzene	105	10.163	10.163	0.0	93	351893	18.4	
107 4-Chlorotoluene	91	10.195	10.195	0.0	98	329828	19.0	
108 Butyl Methacrylate	87	10.253	10.253	0.0	98	93473	12.2	
110 1,2,4-Trimethylbenzene	105	10.475	10.475	0.0	98	366749	18.5	
111 sec-Butylbenzene	105	10.607	10.599	0.008	98	380246	18.0	
109 tert-Butylbenzene	119	10.722	10.722	0.0	90	323322	21.2	
113 1,3-Dichlorobenzene	146	10.722	10.722	0.0	93	210825	19.6	
112 4-Isopropyltoluene	119	10.722	10.722	0.0	95	323322	17.4	
* 115 1,4-Dichlorobenzene-d4	152	10.788	10.788	0.0	97	377920	50.0	
116 1,4-Dichlorobenzene	146	10.804	10.804	0.0	90	217791	19.3	
117 2-Octanol	45	10.821	10.821	0.0	1	321	0	
118 Benzyl chloride	91	10.928	10.928	0.0	97	154194	12.2	
119 2,3-Dihydroindene	117	10.985	10.977	0.008	88	384665	17.8	
114 2-Octanone	43	10.977	10.977	0.0	1	1066	0	
120 p-Diethylbenzene	119	11.027	11.027	0.0	91	206550	18.7	
121 n-Butylbenzene	91	11.043	11.043	0.0	97	384995	19.2	
122 1,2-Dichlorobenzene	146	11.109	11.101	0.008	93	214191	19.1	
123 1,2,4,5-Tetramethylbenzene	119	11.644	11.644	0.0	96	275211	15.4	
124 1,2-Dibromo-3-Chloropropane	75	11.734	11.726	0.008	88	23464	22.1	
125 1,3,5-Trichlorobenzene	180	11.841	11.841	0.0	94	123696	17.6	
126 Camphor	95	12.261	12.261	0.0	95	55953	82.9	
127 1,2,4-Trichlorobenzene	180	12.335	12.335	0.0	92	122945	18.9	
128 Hexachlorobutadiene	225	12.426	12.426	0.0	88	37117	17.9	
130 Naphthalene	128	12.549	12.549	0.0	99	356789	20.9	
131 1,2,3-Trichlorobenzene	180	12.755	12.755	0.0	93	110220	19.9	
S 133 1,2-Dichloroethene, Total	100				0		40.8	
S 134 Xylenes, Total	100				0		38.8	
S 147 Total BTEX	1				0		100.5	
152 Cyclohexanone	55	9.331	9.331	0.0	0	138817	0	

Report Date: 10-Jan-2014 11:59:19 Chrom Revision: 2.1 15-Oct-2013 07:52:24

TestAmerica Edison

Data File: \\EDICHROM\ChromData\CVOAMS2\20140109-8670.b\B64553.D

Injection Date:	09-Jan-2014 13:56:30	Instrument ID:	CVOAMS2	Operator ID:	
Lims ID:	460-69122-B-12 MSD	Lab Sample ID:	460-69122-12	Worklist Smp#:	15
Client ID:					
Purge Vol:	5.000 mL	Dil. Factor:	10.0000	ALS Bottle#:	7
Method:	8260W_2	Limit Group:	VOA - 8260B Water and Solid		

Column: Rtx-624 (0.25 mm)

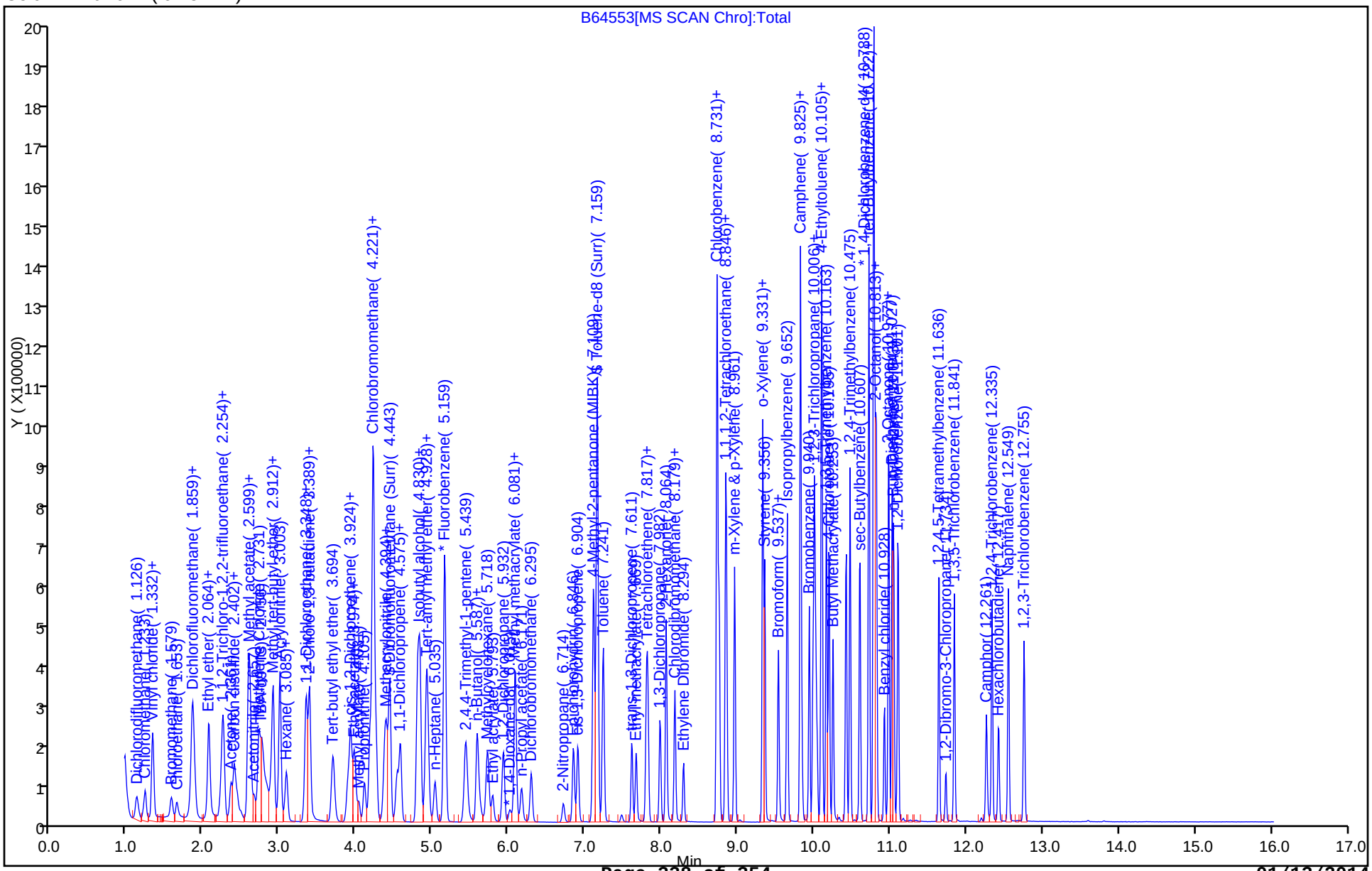

FORM I
GC/MS VOA ORGANICS ANALYSIS DATA SHEET

Lab Name: TestAmerica Edison | Job No.: 460-69122-1

SDG No.:

Client Sample ID: | Lab Sample ID: 460-69036-B-2 MSD

Matrix: Water | Lab File ID: B64501.D

Analysis Method: 8260B | Date Collected: 12/27/2013 11:46

Sample wt/vol: 5(mL) | Date Analyzed: 01/07/2014 13:08

Soil Aliquot Vol: | Dilution Factor: 10

Soil Extract Vol.: | GC Column: Rtx-624 ID: 0.25(mm)

% Moisture: | Level: (low/med) Low

Analysis Batch No.: 201425 | Units: ug/L

CAS NO.	COMPOUND NAME	RESULT	Q	RL	MDL
74-87-3	Chloromethane	242		10	1.0
74-83-9	Bromomethane	374		10	1.8
75-01-4	Vinyl chloride	260		10	1.4
75-00-3	Chloroethane	313		10	1.7
75-09-2	Methylene Chloride	208		10	1.8
67-64-1	Acetone	1310		50	27
75-15-0	Carbon disulfide	164		10	1.3
75-35-4	1,1-Dichloroethene	201		10	0.90
75-34-3	1,1-Dichloroethane	206		10	1.3
156-60-5	trans-1,2-Dichloroethene	215		10	1.3
156-59-2	cis-1,2-Dichloroethene	190		10	1.8
67-66-3	Chloroform	222		10	0.80
107-06-2	1,2-Dichloroethane	215		10	1.9
78-93-3	2-Butanone	1080		50	23
71-55-6	1,1,1-Trichloroethane	218		10	0.60
56-23-5	Carbon tetrachloride	232		10	0.60
75-27-4	Bromodichloromethane	193		10	1.2
78-87-5	1,2-Dichloropropane	177		10	0.90
10061-01-5	cis-1,3-Dichloropropene	166		10	1.8
79-01-6	Trichloroethene	204		10	0.90
124-48-1	Dibromochloromethane	150		10	2.0
79-00-5	1,1,2-Trichloroethane	189		10	1.9
71-43-2	Benzene	204		10	0.80
10061-02-6	trans-1,3-Dichloropropene	161		10	2.4
75-25-2	Bromoform	132		10	1.9
108-10-1	4-Methyl-2-pentanone	744		50	9.9
591-78-6	2-Hexanone	728		50	5.0
127-18-4	Tetrachloroethene	213		10	1.0
79-34-5	1,1,2,2-Tetrachloroethane	172		10	1.6
108-88-3	Toluene	203		10	1.5
108-90-7	Chlorobenzene	204		10	1.1
100-41-4	Ethylbenzene	193		10	1.0
100-42-5	Styrene	190		10	1.2
1330-20-7	Xylenes, Total	388		20	1.3

FORM I
GC/MS VOA ORGANICS ANALYSIS DATA SHEET

Lab Name: TestAmerica Edison Job No.: 460-69122-1

SDG No.:

Client Sample ID: Lab Sample ID: 460-69036-B-2 MSD

Matrix: Water Lab File ID: B64501.D

Analysis Method: 8260B Date Collected: 12/27/2013 11:46

Sample wt/vol: 5(mL) Date Analyzed: 01/07/2014 13:08

Soil Aliquot Vol: Dilution Factor: 10

Soil Extract Vol.: GC Column: Rtx-624 ID: 0.25(mm)

% Moisture: Level: (low/med) Low

Analysis Batch No.: 201425 Units: ug/L

CAS NO.	SURROGATE	%REC	Q	LIMITS
17060-07-0	1,2-Dichloroethane-d4 (Surr)	107		70-130
460-00-4	Bromofluorobenzene	95		70-130
2037-26-5	Toluene-d8 (Surr)	102		70-130
1868-53-7	Dibromofluoromethane (Surr)	106		70-130

TestAmerica Edison
Target Compound Quantitation Report

Data File: \\EDICHROM\ChromData\CVOAMS2\20140107-8610.b\B64501.D
Lims ID: 460-69036-B-2 MSD Lab Sample ID: 460-69036-2
Client ID:
Sample Type: MSD
Inject. Date: 07-Jan-2014 13:08:30 ALS Bottle#: 15 Worklist Smp#: 16
Purge Vol: 5.000 mL Dil. Factor: 10.0000
Sample Info: 460-69036-B-2 MSD
Misc. Info.: 460-0008610-016
Operator ID: Instrument ID: CVOAMS2

Method: \\EDICHROM\ChromData\CVOAMS2\20140107-8610.b\8260W_2.m
Limit Group: VOA - 8260B Water and Solid
Last Update: 07-Jan-2014 18:49:52 Calib Date: 13-Dec-2013 14:51:30
Integrator: RTE ID Type: Deconvolution ID
Quant Method: Internal Standard Quant By: Initial Calibration
Last ICal File: \\EDICHROM\ChromData\CVOAMS2\20131213-7772.b\B63528.D

Column 1 : Rtx-624 (0.25 mm) Detector MS SCAN
Process Host: XAWRK016

First Level Reviewer: patelv1 Date: 07-Jan-2014 18:50:12

Compound	Sig	RT (min.)	Exp RT (min.)	Dlt RT (min.)	Q	Response	On-Col Amt ug/l	Flags
2 Dichlorodifluoromethane	85	1.135	1.126	0.009	88	110042	19.6	
3 Chloromethane	50	1.250	1.242	0.008	89	94407	24.2	
5 Butadiene	54	1.349	1.340	0.009	93	81344	26.0	
4 Vinyl chloride	62	1.349	1.340	0.009	83	96741	26.0	
7 Bromomethane	94	1.595	1.587	0.008	98	56753	37.4	
8 Chloroethane	64	1.670	1.661	0.009	97	47240	31.3	
10 Dichlorofluoromethane	67	1.859	1.851	0.008	90	137090	26.1	
9 Trichlorofluoromethane	101	1.867	1.859	0.008	58	103733	28.4	
19 Pentane	72	1.884	1.875	0.009	93	20328	66.8	
139 Ethanol	46	2.065	2.064	0.001	85	10323	1688.8	M
11 Ethyl ether	59	2.081	2.073	0.008	86	46742	21.5	
13 2-Methyl-1,3-butadiene	67	2.089	2.081	0.008	98	84449	20.9	
15 Acrolein	56	2.246	2.237	0.009	76	9306	31.5	
16 1,1,2-Trichloro-1,2,2-trifluoroe	101	2.262	2.254	0.008	94	89464	23.4	
17 1,1-Dichloroethene	96	2.270	2.262	0.008	90	72978	20.1	
18 Acetone	43	2.377	2.369	0.008	79	88627	131.5	
20 Iodomethane	142	2.418	2.410	0.008	98	141008	20.1	
21 Carbon disulfide	76	2.443	2.435	0.008	99	206063	16.4	
135 Isopropyl alcohol	45	2.501	2.501	0.0	79	24360	196.8	
141 3-Chloro-1-propene	76	2.599	2.591	0.008	27	29921	15.0	
22 Cyclopentene	67	2.616	2.599	0.017	88	175198	18.8	
23 Methyl acetate	43	2.624	2.616	0.008	98	218026	85.4	
24 Acetonitrile	41	2.682	2.673	0.009	96	72195	228.6	
25 Methylene Chloride	84	2.739	2.731	0.008	84	87407	20.8	
* 26 TBA-d9 (IS)	65	2.772	2.772	0.0	87	237713	1000.0	
27 2-Methyl-2-propanol	59	2.846	2.846	0.0	85	55045	185.4	
28 Methyl tert-butyl ether	73	2.912	2.912	0.0	95	178265	15.9	
29 trans-1,2-Dichloroethene	96	2.929	2.929	0.0	89	83913	21.5	
31 Acrylonitrile	53	3.019	3.011	0.008	91	214356	167.3	
32 Hexane	43	3.110	3.101	0.009	88	41724	17.2	
136 Allyl alcohol	57	3.102	3.101	0.001	77	65735	0	

Compound	Sig	RT (min.)	Exp RT (min.)	Dlt RT (min.)	Q	Response	On-Col Amt ug/l	Flags
33 Isopropyl ether	45	3.357	3.357	0.0	90	183147	15.4	
34 1,1-Dichloroethane	63	3.365	3.357	0.008	94	154606	20.6	
35 Vinyl acetate	43	3.406	3.398	0.008	99	321414	34.9	
36 2-Chloro-1,3-butadiene	88	3.406	3.406	0.0	90	65895	18.3	
37 Tert-butyl ethyl ether	59	3.711	3.710	0.0	87	172199	14.3	
38 2,2-Dichloropropane	77	3.916	3.916	0.0	92	114470	18.8	
39 cis-1,2-Dichloroethene	96	3.949	3.941	0.008	89	84105	19.0	
40 2-Butanone (MEK)	72	3.982	3.982	0.0	95	29528	108.0	
41 Ethyl acetate	70	4.007	3.998	0.009	94	11276	38.7	
42 Methyl acrylate	55	4.048	4.048	0.0	87	45502	14.5	
43 Propionitrile	54	4.122	4.122	0.0	94	77744	201.3	
44 Tetrahydrofuran	42	4.196	4.188	0.008	86	31095	39.8	
45 Chlorobromomethane	128	4.204	4.196	0.008	81	47016	20.3	
46 Methacrylonitrile	67	4.237	4.237	0.0	92	255986	171.7	
47 Chloroform	83	4.278	4.278	0.0	86	170435	22.2	
48 Cyclohexane	56	4.394	4.394	0.0	89	107090	18.1	
49 1,1,1-Trichloroethane	97	4.418	4.418	0.0	93	136050	21.8	
$ 57 Dibromofluoromethane (Surr)	113	4.459	4.459	0.0	97	231889	53.1	
50 Carbon tetrachloride	117	4.558	4.558	0.0	90	116996	23.2	
51 1,1-Dichloropropene	75	4.599	4.599	0.0	85	104715	19.3	
52 Benzene	78	4.822	4.821	0.001	98	294555	20.4	
138 Isobutyl alcohol	43	4.830	4.830	0.0	87	42118	472.0	
$ 53 1,2-Dichloroethane-d4 (Surr)	65	4.854	4.854	0.0	96	291736	53.7	
140 Tert-amyl methyl ether	73	4.937	4.937	0.0	90	170093	15.0	
54 1,2-Dichloroethane	62	4.945	4.937	0.008	93	137919	21.5	
55 Isopropyl acetate	43	4.953	4.953	0.0	97	155898	14.3	
56 n-Heptane	57	5.052	5.052	0.0	86	25510	15.4	
* 58 Fluorobenzene	96	5.184	5.175	0.009	98	699587	50.0	
59 2,4,4-Trimethyl-1-pentene	57	5.455	5.455	0.0	87	198727	30.2	
60 Trichloroethene	95	5.603	5.603	0.0	93	88869	20.4	
61 n-Butanol	56	5.628	5.636	-0.008	90	22741	416.2	
62 Methylcyclohexane	83	5.743	5.743	0.0	92	91112	17.1	
63 Ethyl acrylate	55	5.809	5.809	0.0	94	60190	12.6	
64 1,2-Dichloropropane	63	5.949	5.949	0.0	80	71809	17.7	
* 65 1,4-Dioxane-d8	96	6.040	6.039	0.001	71	25051	1000.0	
67 1,4-Dioxane	88	6.097	6.105	-0.008	33	12982	407.5	
66 Methyl methacrylate	100	6.105	6.105	0.0	88	28969	27.6	
68 Dibromomethane	93	6.105	6.105	0.0	70	59728	20.0	
69 n-Propyl acetate	43	6.188	6.188	0.0	98	64098	12.8	
70 Dichlorobromomethane	83	6.311	6.311	0.0	96	103985	19.3	
71 2-Nitropropane	41	6.739	6.731	0.008	95	23732	20.1	
73 Epichlorohydrin	57	6.862	6.862	0.0	97	94970	0	
74 cis-1,3-Dichloropropene	75	6.920	6.920	0.0	90	99173	16.6	
75 4-Methyl-2-pentanone (MIBK)	43	7.126	7.126	0.0	97	283493	74.4	
$ 76 Toluene-d8 (Surr)	98	7.175	7.175	0.0	98	777963	51.1	
77 Toluene	91	7.258	7.257	0.001	93	323888	20.3	
78 trans-1,3-Dichloropropene	75	7.628	7.628	0.0	95	84852	16.1	
79 Ethyl methacrylate	69	7.685	7.685	0.0	89	64205	13.4	
80 1,1,2-Trichloroethane	83	7.817	7.817	0.0	88	60934	18.9	
81 Tetrachloroethene	166	7.842	7.842	0.0	87	88097	21.3	
82 1,3-Dichloropropane	76	7.998	7.998	0.0	94	116442	18.1	
83 2-Hexanone	43	8.080	8.080	0.0	97	186438	72.8	

Compound	Sig	RT (min.)	Exp RT (min.)	Dlt RT (min.)	Q	Response	On-Col Amt ug/l	Flags
85 n-Butyl acetate	73	8.196	8.196	0.0	97	13456	13.0	
84 Chlorodibromomethane	129	8.196	8.196	0.0	90	71174	15.0	
86 Ethylene Dibromide	107	8.303	8.311	-0.008	98	73404	17.8	
* 87 Chlorobenzene-d5	117	8.747	8.747	0.0	87	612835	50.0	
88 Chlorobenzene	112	8.772	8.772	0.0	92	249688	20.4	
89 Ethylbenzene	106	8.862	8.862	0.0	99	118149	19.3	
90 1,1,1,2-Tetrachloroethane	131	8.871	8.870	0.001	85	88841	21.5	
91 m-Xylene & p-Xylene	106	8.978	8.977	0.001	98	147435	19.1	
92 o-Xylene	106	9.340	9.348	-0.008	92	153403	19.7	
137 n-Butyl acrylate	73	9.348	9.348	0.0	54	46173	12.5	
93 Styrene	104	9.373	9.372	0.001	93	246401	19.0	
94 Amyl acetate (mixed isomers)	43	9.545	9.545	0.0	93	114320	10.9	
95 Bromoform	173	9.554	9.554	0.0	93	36635	13.2	
96 Isopropylbenzene	105	9.661	9.669	-0.008	97	408792	19.9	
$ 97 4-Bromofluorobenzene	174	9.842	9.842	0.0	86	254450	47.7	
98 Camphene	41	9.850	9.858	-0.008	89	20685	14.0	
99 Bromobenzene	156	9.957	9.957	0.0	96	106908	17.4	
100 1,1,2,2-Tetrachloroethane	83	9.998	9.998	0.0	89	111756	17.2	
101 N-Propylbenzene	91	10.023	10.023	0.0	98	480787	18.2	
102 1,2,3-Trichloropropane	110	10.039	10.039	0.0	86	34549	17.5	
103 trans-1,4-Dichloro-2-butene	53	10.056	10.056	0.0	41	18735	10.6	
104 2-Chlorotoluene	91	10.113	10.113	0.0	96	381888	19.7	
105 4-Ethyltoluene	105	10.121	10.121	0.0	90	429789	18.8	
106 1,3,5-Trimethylbenzene	105	10.179	10.179	0.0	92	356855	18.3	
107 4-Chlorotoluene	91	10.212	10.212	0.0	98	347270	19.6	
108 Butyl Methacrylate	87	10.261	10.261	0.0	99	90792	11.6	
109 tert-Butylbenzene	119	10.434	10.434	0.0	92	267631	17.2	
110 1,2,4-Trimethylbenzene	105	10.484	10.492	-0.008	98	371734	18.3	
111 sec-Butylbenzene	105	10.615	10.615	0.0	98	377170	17.5	
113 1,3-Dichlorobenzene	146	10.739	10.739	0.0	93	215402	19.6	
112 4-Isopropyltoluene	119	10.730	10.739	-0.009	93	322923	17.0	
117 2-Octanol	45	10.730	10.739	-0.009	21	117	0	
* 115 1,4-Dichlorobenzene-d4	152	10.796	10.796	0.0	98	386000	50.0	
116 1,4-Dichlorobenzene	146	10.813	10.821	-0.008	85	224532	19.4	
118 Benzyl chloride	91	10.936	10.936	0.0	97	132838	10.3	
119 2,3-Dihydroindene	117	10.994	10.994	0.0	90	380192	17.2	
114 2-Octanone	43	10.994	10.994	0.0	1	1072	0	
120 p-Diethylbenzene	119	11.035	11.043	-0.008	76	210660	18.7	
121 n-Butylbenzene	91	11.060	11.060	0.0	96	394020	19.2	
122 1,2-Dichlorobenzene	146	11.117	11.117	0.0	93	215136	18.8	
123 1,2,4,5-Tetramethylbenzene	119	11.652	11.652	0.0	96	260074	14.2	
124 1,2-Dibromo-3-Chloropropane	75	11.743	11.743	0.0	87	16119	14.9	
125 1,3,5-Trichlorobenzene	180	11.858	11.858	0.0	95	119795	16.7	
126 Camphor	95	12.278	12.278	0.0	93	29282	42.6	
127 1,2,4-Trichlorobenzene	180	12.352	12.352	0.0	89	108481	16.3	
128 Hexachlorobutadiene	225	12.434	12.442	-0.008	86	36081	17.0	
130 Naphthalene	128	12.566	12.566	0.0	99	231267	13.3	
131 1,2,3-Trichlorobenzene	180	12.771	12.771	0.0	92	87261	15.4	
S 133 1,2-Dichloroethene, Total	100				0		40.5	
S 134 Xylenes, Total	100				0		38.8	
S 147 Total BTEX	1				0		98.8	
152 Cyclohexanone	55	9.348	9.348	0.0	0	115129	0	

QC Flag Legend

Review Flags
M - Manually Integrated

Report Date: 07-Jan-2014 18:50:13 Chrom Revision: 2.1 15-Oct-2013 07:52:24

TestAmerica Edison

Data File: \\EDICHROM\ChromData\CVOAMS2\20140107-8610.b\B64501.D

Injection Date:	07-Jan-2014 13:08:30	Instrument ID:	CVOAMS2	Operator ID:	
Lims ID:	460-69036-B-2 MSD	Lab Sample ID:	460-69036-2	Worklist Smp#:	16
Client ID:					
Purge Vol:	5.000 mL	Dil. Factor:	10.0000	ALS Bottle#:	15
Method:	8260W_2	Limit Group:	VOA - 8260B Water and Solid		

Column: Rtx-624 (0.25 mm)

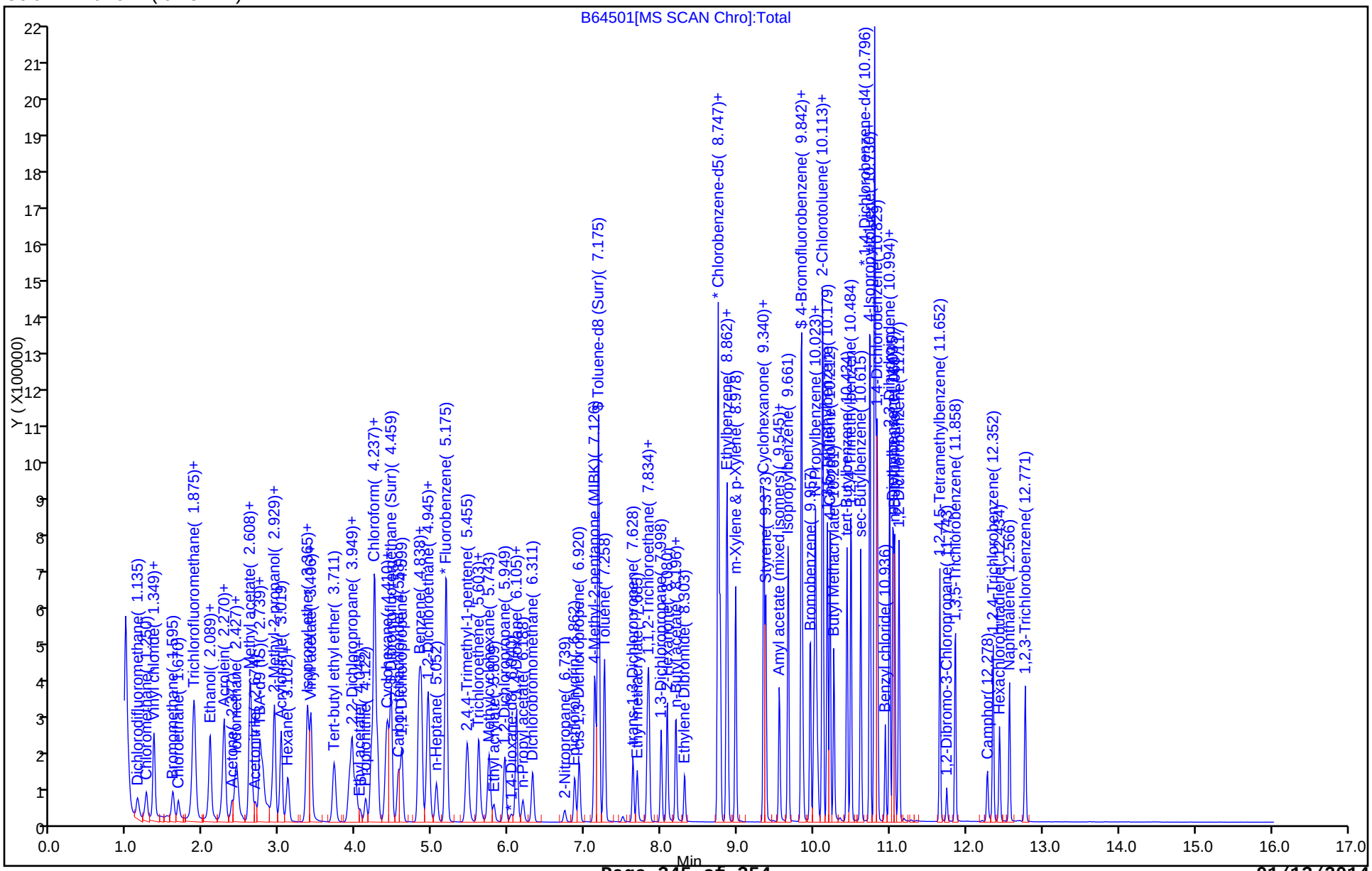

GC/MS VOA ANALYSIS RUN LOG

Lab Name: TestAmerica Edison Job No.: 460-69122-1

SDG No.:

Instrument ID: CVOAMS2 Start Date: 12/13/2013 08:15

Analysis Batch Number: 197502 End Date: 12/13/2013 21:48

LAB SAMPLE ID	CLIENT SAMPLE ID	DATE ANALYZED	DILUTION FACTOR	LAB FILE ID	COLUMN ID
BFB 460-197502/1		12/13/2013 08:15	1	B63511.D	Rtx-624 0.25(mm)
STD5 460-197502/5 IC		12/13/2013 09:51	1	B63515.D	Rtx-624 0.25(mm)
STD20 460-197502/6 ICIS		12/13/2013 10:15	1	B63516.D	Rtx-624 0.25(mm)
STD50 460-197502/7 IC		12/13/2013 10:37	1	B63517.D	Rtx-624 0.25(mm)
STD200 460-197502/8 IC		12/13/2013 11:00	1	B63518.D	Rtx-624 0.25(mm)
STD500 460-197502/9 IC		12/13/2013 11:23	1	B63519.D	Rtx-624 0.25(mm)
STD1 460-197502/18 IC		12/13/2013 14:51	1	B63528.D	Rtx-624 0.25(mm)
ICV 460-197502/21		12/13/2013 16:06	1		Rtx-624 0.25(mm)
ZZZZZ		12/13/2013 17:37	1		Rtx-624 0.25(mm)
ZZZZZ		12/13/2013 18:23	1		Rtx-624 0.25(mm)
ZZZZZ		12/13/2013 18:46	1		Rtx-624 0.25(mm)
ZZZZZ		12/13/2013 19:09	1		Rtx-624 0.25(mm)
ZZZZZ		12/13/2013 19:31	1		Rtx-624 0.25(mm)
ZZZZZ		12/13/2013 19:54	1		Rtx-624 0.25(mm)
ZZZZZ		12/13/2013 20:17	1		Rtx-624 0.25(mm)
ZZZZZ		12/13/2013 20:40	1		Rtx-624 0.25(mm)
ZZZZZ		12/13/2013 21:03	1		Rtx-624 0.25(mm)
ZZZZZ		12/13/2013 21:25	1		Rtx-624 0.25(mm)
ZZZZZ		12/13/2013 21:48	1		Rtx-624 0.25(mm)

GC/MS VOA ANALYSIS RUN LOG

Lab Name: TestAmerica Edison Job No.: 460-69122-1

SDG No.:

Instrument ID: CVOAMS2 Start Date: 01/07/2014 07:12

Analysis Batch Number: 201425 End Date: 01/07/2014 15:48

LAB SAMPLE ID	CLIENT SAMPLE ID	DATE ANALYZED	DILUTION FACTOR	LAB FILE ID	COLUMN ID
BFB 460-201425/1		01/07/2014 07:12	1	B64486.D	Rtx-624 0.25(mm)
CCVIS 460-201425/2		01/07/2014 07:33	1	B64487.D	Rtx-624 0.25(mm)
LCS 460-201425/3		01/07/2014 07:56	1	B64488.D	Rtx-624 0.25(mm)
MB 460-201425/5		01/07/2014 08:59	1	B64490.D	Rtx-624 0.25(mm)
ZZZZZ		01/07/2014 09:22	1		Rtx-624 0.25(mm)
ZZZZZ		01/07/2014 09:44	1		Rtx-624 0.25(mm)
ZZZZZ		01/07/2014 10:07	1		Rtx-624 0.25(mm)
ZZZZZ		01/07/2014 10:29	1		Rtx-624 0.25(mm)
ZZZZZ		01/07/2014 10:52	1		Rtx-624 0.25(mm)
ZZZZZ		01/07/2014 11:15	1		Rtx-624 0.25(mm)
ZZZZZ		01/07/2014 11:37	1		Rtx-624 0.25(mm)
ZZZZZ		01/07/2014 12:00	1		Rtx-624 0.25(mm)
ZZZZZ		01/07/2014 12:22	100		Rtx-624 0.25(mm)
460-69036-B-2 MS		01/07/2014 12:45	10	B64500.D	Rtx-624 0.25(mm)
460-69036-B-2 MSD		01/07/2014 13:08	10	B64501.D	Rtx-624 0.25(mm)
ZZZZZ		01/07/2014 13:30	1		Rtx-624 0.25(mm)
ZZZZZ		01/07/2014 14:17	10		Rtx-624 0.25(mm)
ZZZZZ		01/07/2014 14:39	10		Rtx-624 0.25(mm)
460-69122-2	MW-2D-B	01/07/2014 15:02	1	B64506.D	Rtx-624 0.25(mm)
460-69122-3	MW-2I-A	01/07/2014 15:25	1	B64507.D	Rtx-624 0.25(mm)
460-69122-4	MW-2I-B	01/07/2014 15:48	1	B64508.D	Rtx-624 0.25(mm)

GC/MS VOA ANALYSIS RUN LOG

Lab Name: TestAmerica Edison Job No.: 460-69122-1

SDG No.:

Instrument ID: CVOAMS2 Start Date: 01/08/2014 07:59

Analysis Batch Number: 201600 End Date: 01/08/2014 17:20

LAB SAMPLE ID	CLIENT SAMPLE ID	DATE ANALYZED	DILUTION FACTOR	LAB FILE ID	COLUMN ID
BFB 460-201600/1		01/08/2014 07:59	1	B64514.D	Rtx-624 0.25(mm)
CCVIS 460-201600/2		01/08/2014 08:21	1	B64515.D	Rtx-624 0.25(mm)
LCS 460-201600/3		01/08/2014 08:47	1	B64516.D	Rtx-624 0.25(mm)
MB 460-201600/5		01/08/2014 09:50	1	B64518.D	Rtx-624 0.25(mm)
460-69122-1	MW-2D-A	01/08/2014 10:29	1	B64519.D	Rtx-624 0.25(mm)
460-69122-1 MS	MW-2D-A MS	01/08/2014 10:56	10	B64520.D	Rtx-624 0.25(mm)
460-69122-1 MSD	MW-2D-A MSD	01/08/2014 11:36	10	B64521.D	Rtx-624 0.25(mm)
460-69122-13	MODTB-123113	01/08/2014 12:22	1	B64523.D	Rtx-624 0.25(mm)
460-69122-14	TB-123113	01/08/2014 12:45	1	B64524.D	Rtx-624 0.25(mm)
460-69122-5	MW-1S-A	01/08/2014 13:07	1	B64525.D	Rtx-624 0.25(mm)
460-69122-6	MW-1S-B	01/08/2014 13:30	1	B64526.D	Rtx-624 0.25(mm)
460-69122-7	MW-1I-A	01/08/2014 15:24	1	B64531.D	Rtx-624 0.25(mm)
460-69122-8	MW-1I-B	01/08/2014 15:47	1	B64532.D	Rtx-624 0.25(mm)
ZZZZZ		01/08/2014 16:10	50		Rtx-624 0.25(mm)
460-69122-9	DUP-01-123113	01/08/2014 16:32	1	B64534.D	Rtx-624 0.25(mm)
460-69122-10	MW-3D-A	01/08/2014 16:55	1	B64535.D	Rtx-624 0.25(mm)
460-69122-11	MW-3D-B	01/08/2014 17:20	1	B64536.D	Rtx-624 0.25(mm)

GC/MS VOA ANALYSIS RUN LOG

Lab Name: TestAmerica Edison Job No.: 460-69122-1

SDG No.:

Instrument ID: CVOAMS2 Start Date: 01/09/2014 05:46

Analysis Batch Number: 201764 End Date: 01/09/2014 16:37

LAB SAMPLE ID	CLIENT SAMPLE ID	DATE ANALYZED	DILUTION FACTOR	LAB FILE ID	COLUMN ID
BFB 460-201764/1		01/09/2014 05:46	1	B64539.D	Rtx-624 0.25(mm)
CCVIS 460-201764/4		01/09/2014 07:53	1	B64542.D	Rtx-624 0.25(mm)
LCS 460-201764/6		01/09/2014 10:05	1	B64544.D	Rtx-624 0.25(mm)
MB 460-201764/8		01/09/2014 11:03	1	B64546.D	Rtx-624 0.25(mm)
460-69122-12	MW-3D-C	01/09/2014 11:38	1	B64547.D	Rtx-624 0.25(mm)
ZZZZZ		01/09/2014 12:01	1		Rtx-624 0.25(mm)
460-69122-12 MS	MW-3D-C MS	01/09/2014 13:33	10	B64552.D	Rtx-624 0.25(mm)
460-69122-12 MSD	MW-3D-C MSD	01/09/2014 13:56	10	B64553.D	Rtx-624 0.25(mm)
ZZZZZ		01/09/2014 14:41	1		Rtx-624 0.25(mm)
ZZZZZ		01/09/2014 15:04	1		Rtx-624 0.25(mm)
ZZZZZ		01/09/2014 15:27	1		Rtx-624 0.25(mm)
ZZZZZ		01/09/2014 16:14	1		Rtx-624 0.25(mm)
ZZZZZ		01/09/2014 16:37	2		Rtx-624 0.25(mm)

Shipping and Receiving Documents

777 New Durham Road
Edison, New Jersey 08817
Phone: (732) 549-3900 Fax: (732) 549-3679

TestAmerica
THE LEADER IN ENVIRONMENTAL TESTING

CHAIN OF CUSTODY / ANALYSIS REQUEST

Name (for report and invoice)	Samplers Name (Printed)	Site/Project Identification
Steve Feldmann	S. Feldmann / P. Mehta	LMC - N. Plainfield
Company: TETRA TECH	P. O. # 117-0507.486.11	State (Location of site): NJ: ☒ NY: ☐ Other:
		Regulatory Program: NJDEP ISRA
Address: 295 Rte 22E, Suite 104E	Analysis Turnaround Time: Standard ☒	
City: Whitehouse Station, State: NJ 08889	Rush Chrages Authorized For. 2 Week ☐ 1 Week ☐ Other ☐	
Phone: 908-534-2303 Fax: 908-534-4701		

ANALYSIS REQUESTED (ENTER "X" BELOW TO INDICATE REQUEST)

460-69122 Chain of Custody

LAB USE ONLY
Project No:
Job No: 69122

Sample Identification	Date	Time	Matrix	No. of Cont.	TCL VOCs + 15	Sample Numbers
MW-2D-A	12/31/13	9:10	AQ	3	X	-1
MW-2D-B		9:20	AQ	3	X	-2
MW-2I-A		9:45	AQ	3	X	-3
MW-2I-B		9:50	AQ	3	X	-4
MW-1S-A		10:30	AQ	3	X	-5
MW-1S-B		10:35	AQ	3	X	-6
MW-1I-A		10:55	AQ	3	X	-7
MW-1I-B		11:00	AQ	3	X	-8
DUP-01-123113		12:00	AQ	3	X	-9
MW-3D-A		11:50	AQ	3	X	-10

Preservation Used: 1 = ICE, 2 = HCl, 3 = H_2SO_4, 4 = HNO_3, 5 = NaOH — Soil: — Water: 1/2

6 = Other _____, 7 = Other _____

Special Instructions REPORTING LIMITS MUST MEET NJDEP GWQS — Water Metals Filtered (Yes/No)? _____

Relinquished by	Company	Date / Time	Received by	Company
1) Priscilla Mehta	TETRA TECH	12/31/13 1430	1) Elisha Smith	TestAmerica
2) Elisha Smith	TestAmerica	12/31/13 1650	2) Shawn Fogg	TA Edison
3)			3)	12/31/13
4)			4)	1650

Laboratory Certifications: New Jersey (12028), New York (11452), Pennsylvania (68-522), Connecticut (PH-0200), Rhode Island (132). TAL - 0016 (0408)

Massachusetts (M-NJ312), North Carolina (No. 578) CS # 768225 #4 3.0/3.1

01/13/2014
Page 351 of 354

777 New Durham Road
Edison, New Jersey 08817
Phone: (732) 549-3900 Fax: (732) 549-3679

TestAmerica
THE LEADER IN ENVIRONMENTAL TESTING

CHAIN OF CUSTODY / ANALYSIS REQUEST

Name (for report and invoice)	Samplers Name (Printed)	Site/Project Identification
Steve Feldmann	S. Feldmann / P. Mehta	LMC - N. Plain Field
Company: Tetra Tech, Inc.	P. O. #: 117-0507.488.11	State (Location of site): NJ: ☒ NY: ☐ Other:
		Regulatory Program: NJDEP ISRA
Address: 295 Rte 22E, Suite 104E	Analysis Turnaround Time: Standard ☒	LAB USE ONLY Project No:
City: Whitehouse Station, State: NJ 08889	Rush Charges Authorized For: 2 Week ☐ 1 Week ☐ Other ☐	Job No: 69122
Phone: 908-534-2303 Fax: 908-534-4709		

Sample Identification	Date	Time	Matrix	No. of Cont.	TCL VOCs + 15										Sample Numbers
MW-3D-B	12/3/13	11:55	AQ	3	X										-11
MW-3D-C	↓	12:05	AQ	3	X										-12
MODTB-123113		12:25	AQ	3	X										-13
TB-123113	↓	—													-14
Preservation Used: 1 = ICE, 2 = HCl, 3 = H_2SO_4, 4 = HNO_3, 5 = NaOH				Soil:											
6 = Other _____, 7 = Other _____				Water:	1/2										

Special Instructions: Reporting Limits must meet NJDEP GWQS

Water Metals Filtered (Yes/No)? _____

Relinquished by	Company	Date / Time	Received by	Company
1) Priscilla Mehta	Tetra Tech	12/3/13 1430	1) Lisha Smith	TestAmerica
2) Lisha Smith	TestAmerica	12/31/13 1650	2) Susan Lyon	TA Edison 12/3/13 1650
3)			3)	
4)			4)	

Laboratory Certifications: New Jersey (12028), New York (11452), Pennsylvania (68-522), Connecticut (PH-0200), Rhode Island (132), Massachusetts (M-NJ312), North Carolina (No. 578)

TAL - 0016 (0408)

TestAmerica Edison Receipt Temperature and pH Log

Page 1 of 1

Job Number: 6977

Number of Coolers:	1	IR Gun #	4		
Temp. Cooler #1 (Deg C) (Raw/Corrected)	3.0/3.1	Temp. Cooler #4 (Deg C) (Raw/Corrected)		Temp. Cooler #7 (Deg C) (Raw/Corrected)	
Temp. Cooler #2 (Deg C) (Raw/Corrected)		Temp. Cooler #5 (Deg C) (Raw/Corrected)		Temp. Cooler #8 (Deg C) (Raw/Corrected)	
Temp. Cooler #3 (Deg C) (Raw/Corrected)		Temp. Cooler #6 (Deg C) (Raw/Corrected)		Temp. Cooler #9 (Deg C) (Raw/Corrected)	

Sample No.	Ammonia (pH<2)	COD (pH<2)	Nitrate Nitrite (pH<2)	*Metals (pH<2)	Pest (pH 5-9)	PHC (pH<2)	Phenols (pH<2)	Sulfide (pH>9)	TKN (pH<2)	TOC (pH<2)	Total Cyanide (pH>12)	Total Phos (pH<2)	Other

If pH adjustments are required record the information below:

Sample No(s). adjusted: _____

Preservative Name/Conc.: _____ Volume of Preservative used (ml): _____

Lot # of Preservative: _____ Expiration Date: _____

Project Manager and the Department Manager should be notified about the samples which were pH adjusted.

** Samples for Metal analysis which are out of compliance must be acidified at least 24 hours prior to analysis.*

EDS-WI-038, Rev 3, 10/8/12

Initials: LS Date: 12/31/13

01/13/2014

Login Sample Receipt Checklist

Client: Tetra Tech GEO

Job Number: 460-69122-1

Login Number: 69122

List Source: TestAmerica Edison

List Number: 1

Creator: Rivera, Kenneth

Question	Answer	Comment
Radioactivity wasn't checked or is </= background as measured by a survey meter.	N/A	
The cooler's custody seal, if present, is intact.	True	768225
Sample custody seals, if present, are intact.	N/A	
The cooler or samples do not appear to have been compromised or tampered with.	True	
Samples were received on ice.	True	
Cooler Temperature is acceptable.	True	
Cooler Temperature is recorded.	True	3.1°C, IR #4
COC is present.	True	
COC is filled out in ink and legible.	True	
COC is filled out with all pertinent information.	True	
Is the Field Sampler's name present on COC?	True	
There are no discrepancies between the containers received and the COC.	True	
Samples are received within Holding Time.	True	
Sample containers have legible labels.	True	
Containers are not broken or leaking.	True	
Sample collection date/times are provided.	True	
Appropriate sample containers are used.	True	
Sample bottles are completely filled.	True	
Sample Preservation Verified.	True	
There is sufficient vol. for all requested analyses, incl. any requested MS/MSDs	True	
Containers requiring zero headspace have no headspace or bubble is <6mm (1/4").	True	
Multiphasic samples are not present.	N/A	
Samples do not require splitting or compositing.	N/A	
Residual Chlorine Checked.	N/A	No analysis requiring residual chlorine check assigned.

TestAmerica
THE LEADER IN ENVIRONMENTAL TESTING

ANALYTICAL REPORT

Job Number: 460-69667-1

Job Description: LMC-North Plainfield, NJ

For:
Tetra Tech GEO
One Salem Square
295 Route 22 East
Suite 104E
Whitehouse Station, NJ 08889

Attention: Mr. Steve Feldmann

Maegen Pane

Approved for release.
Maegen C Pane
Project Management Assistant I
1/28/2014 6:41 PM

Designee for
Melissa Haas, Project Manager I
777 New Durham Road, Edison, NJ, 08817
(203)944-1310
melissa.haas@testamericainc.com
01/28/2014

The test results in this report meet all NELAP requirements unless specified within the case narrative. Pursuant to NELAP, this report may not be reproduced, except in full, without the written approval of the laboratory. All questions regarding this report should be directed to the TestAmerica Edison Project Manager.

TestAmerica Edison Certifications and Approvals: Connecticut: CTDOH #PH-0200, New Jersey: NJDEP (NELAP) #12028, New York: NYDOH (NELAP) #11452, NYDOH (ELAP) #11452, Pennsylvania: PADEP (NELAP) 68-00522 and Rhode Island: RIDOH LAO00132

Table of Contents

Cover Title Page 1

Data Summaries 4

Report Narrative 4

Sample Summary 5

Executive Summary 6

Method Summary 7

Method / Analyst Summary 8

Sample Datasheets 9

Surrogate Summary 23

QC Data Summary 24

Data Qualifiers 28

QC Association Summary 29

Lab Chronicle 30

Organic Sample Data 32

GC/MS VOA 32

Method 8260B 32

Method 8260B QC Summary 33

Method 8260B Sample Data 41

Standards Data 94

Method 8260B ICAL Data 94

Method 8260B CCAL Data 136

Raw QC Data 143

Method 8260B Tune Data 143

Method 8260B Blank Data 150

Method 8260B LCS/LCSD Data 155

Method 8260B Run Logs 167

Table of Contents

Shipping and Receiving Documents 169
Client Chain of Custody 170
Sample Receipt Checklist 173

CASE NARRATIVE

Client: Tetra Tech GEO

Project: LMC-North Plainfield, NJ

Report Number: 460-69667-1

This case narrative is in the form of an exception report, where only the anomalies related to this report, method specific performance and/or QA/QC issues are discussed. If there are no issues to report, this narrative will include a statement that documents that there are no relevant data issues.

It should be noted that samples with elevated Reporting Limits (RLs) as a result of a dilution may not be able to satisfy customer reporting limits in some cases. Such increases in the RLs are unavoidable but acceptable consequence of sample dilution that enables quantification of target analytes or interferences which exceed the calibration range of the instrument.

Calculations are performed before rounding to avoid round-off errors in calculated results.

All holding times were met and proper preservation noted for the methods performed on these samples, unless otherwise detailed in the individual sections below.

RECEIPT

The samples were received on 1/14/2014 4:25 PM; the samples arrived in good condition, properly preserved and, where required, on ice. The temperature of the cooler at receipt was 3.1º C.

Except:

One of the three containers from sample(s) # 11 was received broken.

No sample time was indicate on the COC for the Trip Blank, therefore the latest sample date was used/

The following samples were cancelled by the client on 1/16/14: MW-1I-A (460-69667-7), MW-1S-A (460-69667-5), MW-2D-A (460-69667-1), MW-2I-A (460-69667-3), MW-3D-B (460-69667-11), MW-3D-C (460-69667-12).

Note: All samples which require thermal preservation are considered acceptable if the arrival temperature is within 2C of the required temperature or method specified range. For samples with a specified temperature of 4C, samples with a temperature ranging from just above freezing temperature of water to 6C shall be acceptable. Samples that are hand delivered immediately following collection may not meet these criteria, however they will be deemed acceptable according to NELAC standards, if there is evidence that the chilling process has begun, such as arrival on ice, etc.

VOLATILE ORGANIC COMPOUNDS (GC-MS)

Samples 460-69667-2, 460-69667-4, 460-69667-6, 460-69667-8 through 460-69667-10 and 460-69667-13 were analyzed for volatile organic compounds (GC-MS) in accordance with EPA SW-846 Method 8260B. The samples were analyzed on 01/15/2014 and 01/16/2014.

No difficulties were encountered during the volatiles analyses.

All quality control parameters were within the acceptance limits.

SAMPLE SUMMARY

Client: Tetra Tech GEO

Job Number: 460-69667-1

Lab Sample ID	Client Sample ID	Client Matrix	Date/Time Sampled	Date/Time Received
460-69667-2	MW-2D-B	Water	01/14/2014 1040	01/14/2014 1625
460-69667-4	MW-2I-B	Water	01/14/2014 1110	01/14/2014 1625
460-69667-6	MW-1S-B	Water	01/14/2014 1230	01/14/2014 1625
460-69667-8	MW-1I-B	Water	01/14/2014 1255	01/14/2014 1625
460-69667-9	DUP-02-011414	Water	01/14/2014 1330	01/14/2014 1625
460-69667-10	MW-3D-A	Water	01/14/2014 1140	01/14/2014 1625
460-69667-13	TB-011414	Water	01/14/2014 1330	01/14/2014 1625

EXECUTIVE SUMMARY - Detections

Client: Tetra Tech GEO

Job Number: 460-69667-1

Lab Sample ID / Analyte	Client Sample ID	Result	Qualifier	Reporting Limit	Units	Method
460-69667-2	**MW-2D-B**					
Chloroform		0.21	J	1.0	ug/L	8260B
460-69667-4	**MW-2I-B**					
Chloroform		0.82	J	1.0	ug/L	8260B
Trichloroethene		0.17	J	1.0	ug/L	8260B
Tetrachloroethene		0.22	J	1.0	ug/L	8260B
460-69667-6	**MW-1S-B**					
Chloroform		0.99	J	1.0	ug/L	8260B
Trichloroethene		2.5		1.0	ug/L	8260B
Tetrachloroethene		0.13	J	1.0	ug/L	8260B
Toluene		0.40	J	1.0	ug/L	8260B
460-69667-8	**MW-1I-B**					
cis-1,2-Dichloroethene		0.74	J	1.0	ug/L	8260B
Chloroform		0.29	J	1.0	ug/L	8260B
Trichloroethene		88		1.0	ug/L	8260B
Tetrachloroethene		0.29	J	1.0	ug/L	8260B
460-69667-9	**DUP-02-011414**					
cis-1,2-Dichloroethene		0.78	J	1.0	ug/L	8260B
Chloroform		0.34	J	1.0	ug/L	8260B
Trichloroethene		100		1.0	ug/L	8260B
Tetrachloroethene		0.26	J	1.0	ug/L	8260B
460-69667-10	**MW-3D-A**					
Chloroform		0.91	J	1.0	ug/L	8260B
Bromodichloromethane		0.23	J	1.0	ug/L	8260B

METHOD SUMMARY

Client: Tetra Tech GEO

Job Number: 460-69667-1

Description	Lab Location	Method	Preparation Method
Matrix: Water			
Volatile Organic Compounds (GC/MS)	TAL EDI	SW846 8260B	
Purge and Trap	TAL EDI		SW846 5030B

Lab References:

TAL EDI = TestAmerica Edison

Method References:

SW846 = "Test Methods For Evaluating Solid Waste, Physical/Chemical Methods", Third Edition, November 1986 And Its Updates.

METHOD / ANALYST SUMMARY

Client: Tetra Tech GEO

Job Number: 460-69667-1

Method	Analyst	Analyst ID
SW846 8260B	Starzec, Margaret	MZS

Client: Tetra Tech GEO

Job Number: 460-69667-1

Client Sample ID: **MW-2D-B**

Lab Sample ID: 460-69667-2
Client Matrix: Water

Date Sampled: 01/14/2014 1040
Date Received: 01/14/2014 1625

8260B Volatile Organic Compounds (GC/MS)

Analysis Method:	8260B	Analysis Batch:	460-202761	Instrument ID:	CVOAMS10
Prep Method:	5030B	Prep Batch:	N/A	Lab File ID:	R11790.D
Dilution:	1.0			Initial Weight/Volume:	5 mL
Analysis Date:	01/15/2014 2121			Final Weight/Volume:	5 mL
Prep Date:	01/15/2014 2121				

Analyte	Result (ug/L)	Qualifier	MDL	RL
Chloromethane	0.10	U	0.10	1.0
Bromomethane	0.18	U	0.18	1.0
Vinyl chloride	0.14	U	0.14	1.0
Chloroethane	0.17	U	0.17	1.0
Methylene Chloride	0.18	U	0.18	1.0
Acetone	2.7	U	2.7	5.0
Carbon disulfide	0.13	U	0.13	1.0
1,1-Dichloroethene	0.090	U	0.090	1.0
1,1-Dichloroethane	0.13	U	0.13	1.0
trans-1,2-Dichloroethene	0.13	U	0.13	1.0
cis-1,2-Dichloroethene	0.18	U	0.18	1.0
Chloroform	0.21	J	0.080	1.0
1,2-Dichloroethane	0.19	U	0.19	1.0
2-Butanone	2.3	U	2.3	5.0
1,1,1-Trichloroethane	0.060	U	0.060	1.0
Carbon tetrachloride	0.060	U	0.060	1.0
Bromodichloromethane	0.12	U	0.12	1.0
1,2-Dichloropropane	0.090	U	0.090	1.0
cis-1,3-Dichloropropene	0.18	U	0.18	1.0
Trichloroethene	0.090	U	0.090	1.0
Dibromochloromethane	0.20	U	0.20	1.0
1,1,2-Trichloroethane	0.19	U	0.19	1.0
Benzene	0.080	U	0.080	1.0
trans-1,3-Dichloropropene	0.24	U	0.24	1.0
Bromoform	0.19	U	0.19	1.0
4-Methyl-2-pentanone	0.99	U	0.99	5.0
2-Hexanone	0.50	U	0.50	5.0
Tetrachloroethene	0.10	U	0.10	1.0
1,1,2,2-Tetrachloroethane	0.16	U	0.16	1.0
Toluene	0.15	U	0.15	1.0
Chlorobenzene	0.11	U	0.11	1.0
Ethylbenzene	0.10	U	0.10	1.0
Styrene	0.12	U	0.12	1.0
Xylenes, Total	0.13	U	0.13	2.0

Surrogate	%Rec	Qualifier	Acceptance Limits
1,2-Dichloroethane-d4 (Surr)	107		70 - 130
Bromofluorobenzene	93		70 - 130
Toluene-d8 (Surr)	100		70 - 130
Dibromofluoromethane (Surr)	99		70 - 130

Client: Tetra Tech GEO

Job Number: 460-69667-1

Client Sample ID: **MW-2D-B**

Lab Sample ID: 460-69667-2
Client Matrix: Water

Date Sampled: 01/14/2014 1040
Date Received: 01/14/2014 1625

8260B Volatile Organic Compounds (GC/MS)

Analysis Method:	8260B	Analysis Batch:	460-202761	Instrument ID:	CVOAMS10
Prep Method:	5030B	Prep Batch:	N/A	Lab File ID:	R11790.D
Dilution:	1.0			Initial Weight/Volume:	5 mL
Analysis Date:	01/15/2014 2121			Final Weight/Volume:	5 mL
Prep Date:	01/15/2014 2121				

Tentatively Identified Compounds **Number TIC's Found:** **0**

Cas Number	Analyte	RT	Est. Result (ug/L)	Qualifier
	Tentatively Identified Compound		None	

Client: Tetra Tech GEO

Job Number: 460-69667-1

Client Sample ID: **MW-2I-B**

Lab Sample ID: 460-69667-4
Client Matrix: Water

Date Sampled: 01/14/2014 1110
Date Received: 01/14/2014 1625

8260B Volatile Organic Compounds (GC/MS)

Analysis Method:	8260B	Analysis Batch:	460-202761	Instrument ID:	CVOAMS10
Prep Method:	5030B	Prep Batch:	N/A	Lab File ID:	R11792.D
Dilution:	1.0			Initial Weight/Volume:	5 mL
Analysis Date:	01/15/2014 2212			Final Weight/Volume:	5 mL
Prep Date:	01/15/2014 2212				

Analyte	Result (ug/L)	Qualifier	MDL	RL
Chloromethane	0.10	U	0.10	1.0
Bromomethane	0.18	U	0.18	1.0
Vinyl chloride	0.14	U	0.14	1.0
Chloroethane	0.17	U	0.17	1.0
Methylene Chloride	0.18	U	0.18	1.0
Acetone	2.7	U	2.7	5.0
Carbon disulfide	0.13	U	0.13	1.0
1,1-Dichloroethene	0.090	U	0.090	1.0
1,1-Dichloroethane	0.13	U	0.13	1.0
trans-1,2-Dichloroethene	0.13	U	0.13	1.0
cis-1,2-Dichloroethene	0.18	U	0.18	1.0
Chloroform	0.82	J	0.080	1.0
1,2-Dichloroethane	0.19	U	0.19	1.0
2-Butanone	2.3	U	2.3	5.0
1,1,1-Trichloroethane	0.060	U	0.060	1.0
Carbon tetrachloride	0.060	U	0.060	1.0
Bromodichloromethane	0.12	U	0.12	1.0
1,2-Dichloropropane	0.090	U	0.090	1.0
cis-1,3-Dichloropropene	0.18	U	0.18	1.0
Trichloroethene	0.17	J	0.090	1.0
Dibromochloromethane	0.20	U	0.20	1.0
1,1,2-Trichloroethane	0.19	U	0.19	1.0
Benzene	0.080	U	0.080	1.0
trans-1,3-Dichloropropene	0.24	U	0.24	1.0
Bromoform	0.19	U	0.19	1.0
4-Methyl-2-pentanone	0.99	U	0.99	5.0
2-Hexanone	0.50	U	0.50	5.0
Tetrachloroethene	0.22	J	0.10	1.0
1,1,2,2-Tetrachloroethane	0.16	U	0.16	1.0
Toluene	0.15	U	0.15	1.0
Chlorobenzene	0.11	U	0.11	1.0
Ethylbenzene	0.10	U	0.10	1.0
Styrene	0.12	U	0.12	1.0
Xylenes, Total	0.13	U	0.13	2.0

Surrogate	%Rec	Qualifier	Acceptance Limits
1,2-Dichloroethane-d4 (Surr)	106		70 - 130
Bromofluorobenzene	92		70 - 130
Toluene-d8 (Surr)	99		70 - 130
Dibromofluoromethane (Surr)	97		70 - 130

Client: Tetra Tech GEO

Job Number: 460-69667-1

Client Sample ID: **MW-2I-B**

Lab Sample ID: 460-69667-4
Client Matrix: Water

Date Sampled: 01/14/2014 1110
Date Received: 01/14/2014 1625

8260B Volatile Organic Compounds (GC/MS)

Analysis Method:	8260B	Analysis Batch:	460-202761	Instrument ID:	CVOAMS10
Prep Method:	5030B	Prep Batch:	N/A	Lab File ID:	R11792.D
Dilution:	1.0			Initial Weight/Volume:	5 mL
Analysis Date:	01/15/2014 2212			Final Weight/Volume:	5 mL
Prep Date:	01/15/2014 2212				

Tentatively Identified Compounds **Number TIC's Found:** **0**

Cas Number	Analyte	RT	Est. Result (ug/L)	Qualifier
	Tentatively Identified Compound		None	

Client: Tetra Tech GEO

Job Number: 460-69667-1

Client Sample ID: **MW-1S-B**

Lab Sample ID: 460-69667-6
Client Matrix: Water

Date Sampled: 01/14/2014 1230
Date Received: 01/14/2014 1625

8260B Volatile Organic Compounds (GC/MS)

Analysis Method:	8260B	Analysis Batch:	460-202761	Instrument ID:	CVOAMS10
Prep Method:	5030B	Prep Batch:	N/A	Lab File ID:	R11797.D
Dilution:	1.0			Initial Weight/Volume:	5 mL
Analysis Date:	01/16/2014 0020			Final Weight/Volume:	5 mL
Prep Date:	01/16/2014 0020				

Analyte	Result (ug/L)	Qualifier	MDL	RL
Chloromethane	0.10	U	0.10	1.0
Bromomethane	0.18	U	0.18	1.0
Vinyl chloride	0.14	U	0.14	1.0
Chloroethane	0.17	U	0.17	1.0
Methylene Chloride	0.18	U	0.18	1.0
Acetone	2.7	U	2.7	5.0
Carbon disulfide	0.13	U	0.13	1.0
1,1-Dichloroethene	0.090	U	0.090	1.0
1,1-Dichloroethane	0.13	U	0.13	1.0
trans-1,2-Dichloroethene	0.13	U	0.13	1.0
cis-1,2-Dichloroethene	0.18	U	0.18	1.0
Chloroform	0.99	J	0.080	1.0
1,2-Dichloroethane	0.19	U	0.19	1.0
2-Butanone	2.3	U	2.3	5.0
1,1,1-Trichloroethane	0.060	U	0.060	1.0
Carbon tetrachloride	0.060	U	0.060	1.0
Bromodichloromethane	0.12	U	0.12	1.0
1,2-Dichloropropane	0.090	U	0.090	1.0
cis-1,3-Dichloropropene	0.18	U	0.18	1.0
Trichloroethene	2.5		0.090	1.0
Dibromochloromethane	0.20	U	0.20	1.0
1,1,2-Trichloroethane	0.19	U	0.19	1.0
Benzene	0.080	U	0.080	1.0
trans-1,3-Dichloropropene	0.24	U	0.24	1.0
Bromoform	0.19	U	0.19	1.0
4-Methyl-2-pentanone	0.99	U	0.99	5.0
2-Hexanone	0.50	U	0.50	5.0
Tetrachloroethene	0.13	J	0.10	1.0
1,1,2,2-Tetrachloroethane	0.16	U	0.16	1.0
Toluene	0.40	J	0.15	1.0
Chlorobenzene	0.11	U	0.11	1.0
Ethylbenzene	0.10	U	0.10	1.0
Styrene	0.12	U	0.12	1.0
Xylenes, Total	0.13	U	0.13	2.0

Surrogate	%Rec	Qualifier	Acceptance Limits
1,2-Dichloroethane-d4 (Surr)	107		70 - 130
Bromofluorobenzene	91		70 - 130
Toluene-d8 (Surr)	100		70 - 130
Dibromofluoromethane (Surr)	98		70 - 130

Client: Tetra Tech GEO

Job Number: 460-69667-1

Client Sample ID: **MW-1S-B**

Lab Sample ID: 460-69667-6
Client Matrix: Water

Date Sampled: 01/14/2014 1230
Date Received: 01/14/2014 1625

8260B Volatile Organic Compounds (GC/MS)

Analysis Method:	8260B	Analysis Batch:	460-202761	Instrument ID:	CVOAMS10
Prep Method:	5030B	Prep Batch:	N/A	Lab File ID:	R11797.D
Dilution:	1.0			Initial Weight/Volume:	5 mL
Analysis Date:	01/16/2014 0020			Final Weight/Volume:	5 mL
Prep Date:	01/16/2014 0020				

Tentatively Identified Compounds **Number TIC's Found:** **0**

Cas Number	Analyte	RT	Est. Result (ug/L)	Qualifier
	Tentatively Identified Compound		None	

Client: Tetra Tech GEO

Job Number: 460-69667-1

Client Sample ID: **MW-1I-B**

Lab Sample ID: 460-69667-8
Client Matrix: Water

Date Sampled: 01/14/2014 1255
Date Received: 01/14/2014 1625

8260B Volatile Organic Compounds (GC/MS)

Analysis Method:	8260B	Analysis Batch:	460-202761	Instrument ID:	CVOAMS10
Prep Method:	5030B	Prep Batch:	N/A	Lab File ID:	R11799.D
Dilution:	1.0			Initial Weight/Volume:	5 mL
Analysis Date:	01/16/2014 0111			Final Weight/Volume:	5 mL
Prep Date:	01/16/2014 0111				

Analyte	Result (ug/L)	Qualifier	MDL	RL
Chloromethane	0.10	U	0.10	1.0
Bromomethane	0.18	U	0.18	1.0
Vinyl chloride	0.14	U	0.14	1.0
Chloroethane	0.17	U	0.17	1.0
Methylene Chloride	0.18	U	0.18	1.0
Acetone	2.7	U	2.7	5.0
Carbon disulfide	0.13	U	0.13	1.0
1,1-Dichloroethene	0.090	U	0.090	1.0
1,1-Dichloroethane	0.13	U	0.13	1.0
trans-1,2-Dichloroethene	0.13	U	0.13	1.0
cis-1,2-Dichloroethene	0.74	J	0.18	1.0
Chloroform	0.29	J	0.080	1.0
1,2-Dichloroethane	0.19	U	0.19	1.0
2-Butanone	2.3	U	2.3	5.0
1,1,1-Trichloroethane	0.060	U	0.060	1.0
Carbon tetrachloride	0.060	U	0.060	1.0
Bromodichloromethane	0.12	U	0.12	1.0
1,2-Dichloropropane	0.090	U	0.090	1.0
cis-1,3-Dichloropropene	0.18	U	0.18	1.0
Trichloroethene	88		0.090	1.0
Dibromochloromethane	0.20	U	0.20	1.0
1,1,2-Trichloroethane	0.19	U	0.19	1.0
Benzene	0.080	U	0.080	1.0
trans-1,3-Dichloropropene	0.24	U	0.24	1.0
Bromoform	0.19	U	0.19	1.0
4-Methyl-2-pentanone	0.99	U	0.99	5.0
2-Hexanone	0.50	U	0.50	5.0
Tetrachloroethene	0.29	J	0.10	1.0
1,1,2,2-Tetrachloroethane	0.16	U	0.16	1.0
Toluene	0.15	U	0.15	1.0
Chlorobenzene	0.11	U	0.11	1.0
Ethylbenzene	0.10	U	0.10	1.0
Styrene	0.12	U	0.12	1.0
Xylenes, Total	0.13	U	0.13	2.0

Surrogate	%Rec	Qualifier	Acceptance Limits
1,2-Dichloroethane-d4 (Surr)	109		70 - 130
Bromofluorobenzene	93		70 - 130
Toluene-d8 (Surr)	100		70 - 130
Dibromofluoromethane (Surr)	99		70 - 130

Client: Tetra Tech GEO

Job Number: 460-69667-1

Client Sample ID: **MW-1I-B**

Lab Sample ID: 460-69667-8
Client Matrix: Water

Date Sampled: 01/14/2014 1255
Date Received: 01/14/2014 1625

8260B Volatile Organic Compounds (GC/MS)

Analysis Method:	8260B	Analysis Batch:	460-202761	Instrument ID:	CVOAMS10
Prep Method:	5030B	Prep Batch:	N/A	Lab File ID:	R11799.D
Dilution:	1.0			Initial Weight/Volume:	5 mL
Analysis Date:	01/16/2014 0111			Final Weight/Volume:	5 mL
Prep Date:	01/16/2014 0111				

Tentatively Identified Compounds **Number TIC's Found:** **0**

Cas Number	Analyte	RT	Est. Result (ug/L)	Qualifier
	Tentatively Identified Compound		None	

Client: Tetra Tech GEO

Job Number: 460-69667-1

Client Sample ID: **DUP-02-011414**

Lab Sample ID: 460-69667-9
Client Matrix: Water

Date Sampled: 01/14/2014 1330
Date Received: 01/14/2014 1625

8260B Volatile Organic Compounds (GC/MS)

Analysis Method:	8260B	Analysis Batch:	460-202761	Instrument ID:	CVOAMS10
Prep Method:	5030B	Prep Batch:	N/A	Lab File ID:	R11800.D
Dilution:	1.0			Initial Weight/Volume:	5 mL
Analysis Date:	01/16/2014 0136			Final Weight/Volume:	5 mL
Prep Date:	01/16/2014 0136				

Analyte	Result (ug/L)	Qualifier	MDL	RL
Chloromethane	0.10	U	0.10	1.0
Bromomethane	0.18	U	0.18	1.0
Vinyl chloride	0.14	U	0.14	1.0
Chloroethane	0.17	U	0.17	1.0
Methylene Chloride	0.18	U	0.18	1.0
Acetone	2.7	U	2.7	5.0
Carbon disulfide	0.13	U	0.13	1.0
1,1-Dichloroethene	0.090	U	0.090	1.0
1,1-Dichloroethane	0.13	U	0.13	1.0
trans-1,2-Dichloroethene	0.13	U	0.13	1.0
cis-1,2-Dichloroethene	0.78	J	0.18	1.0
Chloroform	0.34	J	0.080	1.0
1,2-Dichloroethane	0.19	U	0.19	1.0
2-Butanone	2.3	U	2.3	5.0
1,1,1-Trichloroethane	0.060	U	0.060	1.0
Carbon tetrachloride	0.060	U	0.060	1.0
Bromodichloromethane	0.12	U	0.12	1.0
1,2-Dichloropropane	0.090	U	0.090	1.0
cis-1,3-Dichloropropene	0.18	U	0.18	1.0
Trichloroethene	100		0.090	1.0
Dibromochloromethane	0.20	U	0.20	1.0
1,1,2-Trichloroethane	0.19	U	0.19	1.0
Benzene	0.080	U	0.080	1.0
trans-1,3-Dichloropropene	0.24	U	0.24	1.0
Bromoform	0.19	U	0.19	1.0
4-Methyl-2-pentanone	0.99	U	0.99	5.0
2-Hexanone	0.50	U	0.50	5.0
Tetrachloroethene	0.26	J	0.10	1.0
1,1,2,2-Tetrachloroethane	0.16	U	0.16	1.0
Toluene	0.15	U	0.15	1.0
Chlorobenzene	0.11	U	0.11	1.0
Ethylbenzene	0.10	U	0.10	1.0
Styrene	0.12	U	0.12	1.0
Xylenes, Total	0.13	U	0.13	2.0

Surrogate	%Rec	Qualifier	Acceptance Limits
1,2-Dichloroethane-d4 (Surr)	108		70 - 130
Bromofluorobenzene	92		70 - 130
Toluene-d8 (Surr)	101		70 - 130
Dibromofluoromethane (Surr)	100		70 - 130

Client: Tetra Tech GEO

Job Number: 460-69667-1

Client Sample ID: **DUP-02-011414**

Lab Sample ID: 460-69667-9
Client Matrix: Water

Date Sampled: 01/14/2014 1330
Date Received: 01/14/2014 1625

8260B Volatile Organic Compounds (GC/MS)

Analysis Method:	8260B	Analysis Batch:	460-202761	Instrument ID:	CVOAMS10
Prep Method:	5030B	Prep Batch:	N/A	Lab File ID:	R11800.D
Dilution:	1.0			Initial Weight/Volume:	5 mL
Analysis Date:	01/16/2014 0136			Final Weight/Volume:	5 mL
Prep Date:	01/16/2014 0136				

Tentatively Identified Compounds **Number TIC's Found:** **0**

Cas Number	Analyte	RT	Est. Result (ug/L)	Qualifier
	Tentatively Identified Compound		None	

Client: Tetra Tech GEO

Job Number: 460-69667-1

Client Sample ID: **MW-3D-A**

Lab Sample ID: 460-69667-10
Client Matrix: Water

Date Sampled: 01/14/2014 1140
Date Received: 01/14/2014 1625

8260B Volatile Organic Compounds (GC/MS)

Analysis Method:	8260B	Analysis Batch:	460-202761	Instrument ID:	CVOAMS10
Prep Method:	5030B	Prep Batch:	N/A	Lab File ID:	R11801.D
Dilution:	1.0			Initial Weight/Volume:	5 mL
Analysis Date:	01/16/2014 0202			Final Weight/Volume:	5 mL
Prep Date:	01/16/2014 0202				

Analyte	Result (ug/L)	Qualifier	MDL	RL
Chloromethane	0.10	U	0.10	1.0
Bromomethane	0.18	U	0.18	1.0
Vinyl chloride	0.14	U	0.14	1.0
Chloroethane	0.17	U	0.17	1.0
Methylene Chloride	0.18	U	0.18	1.0
Acetone	2.7	U	2.7	5.0
Carbon disulfide	0.13	U	0.13	1.0
1,1-Dichloroethene	0.090	U	0.090	1.0
1,1-Dichloroethane	0.13	U	0.13	1.0
trans-1,2-Dichloroethene	0.13	U	0.13	1.0
cis-1,2-Dichloroethene	0.18	U	0.18	1.0
Chloroform	0.91	J	0.080	1.0
1,2-Dichloroethane	0.19	U	0.19	1.0
2-Butanone	2.3	U	2.3	5.0
1,1,1-Trichloroethane	0.060	U	0.060	1.0
Carbon tetrachloride	0.060	U	0.060	1.0
Bromodichloromethane	0.23	J	0.12	1.0
1,2-Dichloropropane	0.090	U	0.090	1.0
cis-1,3-Dichloropropene	0.18	U	0.18	1.0
Trichloroethene	0.090	U	0.090	1.0
Dibromochloromethane	0.20	U	0.20	1.0
1,1,2-Trichloroethane	0.19	U	0.19	1.0
Benzene	0.080	U	0.080	1.0
trans-1,3-Dichloropropene	0.24	U	0.24	1.0
Bromoform	0.19	U	0.19	1.0
4-Methyl-2-pentanone	0.99	U	0.99	5.0
2-Hexanone	0.50	U	0.50	5.0
Tetrachloroethene	0.10	U	0.10	1.0
1,1,2,2-Tetrachloroethane	0.16	U	0.16	1.0
Toluene	0.15	U	0.15	1.0
Chlorobenzene	0.11	U	0.11	1.0
Ethylbenzene	0.10	U	0.10	1.0
Styrene	0.12	U	0.12	1.0
Xylenes, Total	0.13	U	0.13	2.0

Surrogate	%Rec	Qualifier	Acceptance Limits
1,2-Dichloroethane-d4 (Surr)	107		70 - 130
Bromofluorobenzene	93		70 - 130
Toluene-d8 (Surr)	99		70 - 130
Dibromofluoromethane (Surr)	100		70 - 130

Client: Tetra Tech GEO

Job Number: 460-69667-1

Client Sample ID: **MW-3D-A**

Lab Sample ID: 460-69667-10
Client Matrix: Water

Date Sampled: 01/14/2014 1140
Date Received: 01/14/2014 1625

8260B Volatile Organic Compounds (GC/MS)

Analysis Method:	8260B	Analysis Batch:	460-202761	Instrument ID:	CVOAMS10
Prep Method:	5030B	Prep Batch:	N/A	Lab File ID:	R11801.D
Dilution:	1.0			Initial Weight/Volume:	5 mL
Analysis Date:	01/16/2014 0202			Final Weight/Volume:	5 mL
Prep Date:	01/16/2014 0202				

Tentatively Identified Compounds **Number TIC's Found:** **0**

Cas Number	Analyte	RT	Est. Result (ug/L)	Qualifier
	Tentatively Identified Compound		None	

Client: Tetra Tech GEO

Job Number: 460-69667-1

Client Sample ID: **TB-011414**

Lab Sample ID: 460-69667-13
Client Matrix: Water

Date Sampled: 01/14/2014 1330
Date Received: 01/14/2014 1625

8260B Volatile Organic Compounds (GC/MS)

Analysis Method:	8260B	Analysis Batch:	460-202761	Instrument ID:	CVOAMS10
Prep Method:	5030B	Prep Batch:	N/A	Lab File ID:	R11788.D
Dilution:	1.0			Initial Weight/Volume:	5 mL
Analysis Date:	01/15/2014 2030			Final Weight/Volume:	5 mL
Prep Date:	01/15/2014 2030				

Analyte	Result (ug/L)	Qualifier	MDL	RL
Chloromethane	0.10	U	0.10	1.0
Bromomethane	0.18	U	0.18	1.0
Vinyl chloride	0.14	U	0.14	1.0
Chloroethane	0.17	U	0.17	1.0
Methylene Chloride	0.18	U	0.18	1.0
Acetone	2.7	U	2.7	5.0
Carbon disulfide	0.13	U	0.13	1.0
1,1-Dichloroethene	0.090	U	0.090	1.0
1,1-Dichloroethane	0.13	U	0.13	1.0
trans-1,2-Dichloroethene	0.13	U	0.13	1.0
cis-1,2-Dichloroethene	0.18	U	0.18	1.0
Chloroform	0.080	U	0.080	1.0
1,2-Dichloroethane	0.19	U	0.19	1.0
2-Butanone	2.3	U	2.3	5.0
1,1,1-Trichloroethane	0.060	U	0.060	1.0
Carbon tetrachloride	0.060	U	0.060	1.0
Bromodichloromethane	0.12	U	0.12	1.0
1,2-Dichloropropane	0.090	U	0.090	1.0
cis-1,3-Dichloropropene	0.18	U	0.18	1.0
Trichloroethene	0.090	U	0.090	1.0
Dibromochloromethane	0.20	U	0.20	1.0
1,1,2-Trichloroethane	0.19	U	0.19	1.0
Benzene	0.080	U	0.080	1.0
trans-1,3-Dichloropropene	0.24	U	0.24	1.0
Bromoform	0.19	U	0.19	1.0
4-Methyl-2-pentanone	0.99	U	0.99	5.0
2-Hexanone	0.50	U	0.50	5.0
Tetrachloroethene	0.10	U	0.10	1.0
1,1,2,2-Tetrachloroethane	0.16	U	0.16	1.0
Toluene	0.15	U	0.15	1.0
Chlorobenzene	0.11	U	0.11	1.0
Ethylbenzene	0.10	U	0.10	1.0
Styrene	0.12	U	0.12	1.0
Xylenes, Total	0.13	U	0.13	2.0

Surrogate	%Rec	Qualifier	Acceptance Limits
1,2-Dichloroethane-d4 (Surr)	106		70 - 130
Bromofluorobenzene	92		70 - 130
Toluene-d8 (Surr)	99		70 - 130
Dibromofluoromethane (Surr)	97		70 - 130

Client: Tetra Tech GEO

Job Number: 460-69667-1

Client Sample ID: **TB-011414**

Lab Sample ID: 460-69667-13
Client Matrix: Water

Date Sampled: 01/14/2014 1330
Date Received: 01/14/2014 1625

8260B Volatile Organic Compounds (GC/MS)

Analysis Method:	8260B	Analysis Batch:	460-202761	Instrument ID:	CVOAMS10
Prep Method:	5030B	Prep Batch:	N/A	Lab File ID:	R11788.D
Dilution:	1.0			Initial Weight/Volume:	5 mL
Analysis Date:	01/15/2014 2030			Final Weight/Volume:	5 mL
Prep Date:	01/15/2014 2030				

Tentatively Identified Compounds **Number TIC's Found:** **0**

Cas Number	Analyte	RT	Est. Result (ug/L)	Qualifier
	Tentatively Identified Compound		None	

Client: Tetra Tech GEO

Job Number: 460-69667-1

Surrogate Recovery Report

8260B Volatile Organic Compounds (GC/MS)

Client Matrix: Water

Lab Sample ID	Client Sample ID	DBFM %Rec	DCA %Rec	TOL %Rec	BFB %Rec
460-69667-2	MW-2D-B	99	107	100	93
460-69667-4	MW-2I-B	97	106	99	92
460-69667-6	MW-1S-B	98	107	100	91
460-69667-8	MW-1I-B	99	109	100	93
460-69667-9	DUP-02-011414	100	108	101	92
460-69667-10	MW-3D-A	100	107	99	93
460-69667-13	TB-011414	97	106	99	92
MB 460-202761/6		98	104	99	93
LCS 460-202761/3		95	102	102	99
LCSD 460-202761/4		97	102	100	101

Surrogate	Acceptance Limits
DBFM = Dibromofluoromethane (Surr)	70-130
DCA = 1,2-Dichloroethane-d4 (Surr)	70-130
TOL = Toluene-d8 (Surr)	70-130
BFB = Bromofluorobenzene	70-130

Client: Tetra Tech GEO

Job Number: 460-69667-1

Method Blank - Batch: 460-202761

Method: 8260B
Preparation: 5030B

Lab Sample ID:	MB 460-202761/6	Analysis Batch:	460-202761	Instrument ID:	CVOAMS10
Client Matrix:	Water	Prep Batch:	N/A	Lab File ID:	R11787.D
Dilution:	1.0	Leach Batch:	N/A	Initial Weight/Volume:	5 mL
Analysis Date:	01/15/2014 2004	Units:	ug/L	Final Weight/Volume:	5 mL
Prep Date:	01/15/2014 2004				
Leach Date:	N/A				

Analyte	Result	Qual	MDL	RL
Chloromethane	0.10	U	0.10	1.0
Bromomethane	0.18	U	0.18	1.0
Vinyl chloride	0.14	U	0.14	1.0
Chloroethane	0.17	U	0.17	1.0
Methylene Chloride	0.18	U	0.18	1.0
Acetone	2.7	U	2.7	5.0
Carbon disulfide	0.13	U	0.13	1.0
1,1-Dichloroethene	0.090	U	0.090	1.0
1,1-Dichloroethane	0.13	U	0.13	1.0
trans-1,2-Dichloroethene	0.13	U	0.13	1.0
cis-1,2-Dichloroethene	0.18	U	0.18	1.0
Chloroform	0.080	U	0.080	1.0
1,2-Dichloroethane	0.19	U	0.19	1.0
2-Butanone	2.3	U	2.3	5.0
1,1,1-Trichloroethane	0.060	U	0.060	1.0
Carbon tetrachloride	0.060	U	0.060	1.0
Bromodichloromethane	0.12	U	0.12	1.0
1,2-Dichloropropane	0.090	U	0.090	1.0
cis-1,3-Dichloropropene	0.18	U	0.18	1.0
Trichloroethene	0.090	U	0.090	1.0
Dibromochloromethane	0.20	U	0.20	1.0
1,1,2-Trichloroethane	0.19	U	0.19	1.0
Benzene	0.080	U	0.080	1.0
trans-1,3-Dichloropropene	0.24	U	0.24	1.0
Bromoform	0.19	U	0.19	1.0
4-Methyl-2-pentanone	0.99	U	0.99	5.0
2-Hexanone	0.50	U	0.50	5.0
Tetrachloroethene	0.10	U	0.10	1.0
1,1,2,2-Tetrachloroethane	0.16	U	0.16	1.0
Toluene	0.15	U	0.15	1.0
Chlorobenzene	0.11	U	0.11	1.0
Ethylbenzene	0.10	U	0.10	1.0
Styrene	0.12	U	0.12	1.0
Xylenes, Total	0.13	U	0.13	2.0

Surrogate	% Rec	Acceptance Limits
1,2-Dichloroethane-d4 (Surr)	104	70 - 130
Bromofluorobenzene	93	70 - 130
Toluene-d8 (Surr)	99	70 - 130
Dibromofluoromethane (Surr)	98	70 - 130

Client: Tetra Tech GEO

Job Number: 460-69667-1

Method Blank TICs- Batch: 460-202761

Cas Number	Analyte	RT	Est. Result (ug/L	Qual
	Tentatively Identified Compound		None	

Client: Tetra Tech GEO

Job Number: 460-69667-1

Lab Control Sample/
Lab Control Sample Duplicate Recovery Report - Batch: 460-202761

Method: 8260B
Preparation: 5030B

LCS Lab Sample ID:	LCS 460-202761/3	Analysis Batch:	460-202761	Instrument ID:	CVOAMS10
Client Matrix:	Water	Prep Batch:	N/A	Lab File ID:	R11784.D
Dilution:	1.0	Leach Batch:	N/A	Initial Weight/Volume:	5 mL
Analysis Date:	01/15/2014 1754	Units:	ug/L	Final Weight/Volume:	5 mL
Prep Date:	01/15/2014 1754				
Leach Date:	N/A				

LCSD Lab Sample ID:	LCSD 460-202761/4	Analysis Batch:	460-202761	Instrument ID:	CVOAMS10
Client Matrix:	Water	Prep Batch:	N/A	Lab File ID:	R11785.D
Dilution:	1.0	Leach Batch:	N/A	Initial Weight/Volume:	5 mL
Analysis Date:	01/15/2014 1852	Units:	ug/L	Final Weight/Volume:	5 mL
Prep Date:	01/15/2014 1852				
Leach Date:	N/A				

	% Rec.					
Analyte	LCS	LCSD	Limit	RPD	RPD Limit	LCS Qual	LCSD Qual
Chloromethane	95	95	42 - 150	0	30		
Bromomethane	70	65	28 - 150	7	30		
Vinyl chloride	103	99	61 - 136	4	30		
Chloroethane	113	105	49 - 150	7	30		
Methylene Chloride	97	91	77 - 124	6	30		
Acetone	85	74	40 - 150	14	30		
Carbon disulfide	97	93	51 - 137	5	30		
1,1-Dichloroethene	93	88	62 - 128	6	30		
1,1-Dichloroethane	102	95	74 - 128	7	30		
trans-1,2-Dichloroethene	100	91	73 - 124	9	30		
cis-1,2-Dichloroethene	98	92	78 - 121	7	30		
Chloroform	98	90	81 - 123	8	30		
1,2-Dichloroethane	103	96	74 - 128	7	30		
2-Butanone	82	69	64 - 141	17	30		
1,1,1-Trichloroethane	102	95	72 - 126	7	30		
Carbon tetrachloride	88	82	63 - 135	7	30		
Bromodichloromethane	94	85	77 - 120	10	30		
1,2-Dichloropropane	101	95	75 - 122	5	30		
cis-1,3-Dichloropropene	115	103	72 - 122	10	30		
Trichloroethene	95	88	74 - 120	7	30		
Dibromochloromethane	96	84	69 - 126	12	30		
1,1,2-Trichloroethane	100	91	73 - 120	9	30		
Benzene	104	91	76 - 121	13	30		
trans-1,3-Dichloropropene	103	92	71 - 121	11	30		
Bromoform	88	82	54 - 138	7	30		
4-Methyl-2-pentanone	116	105	55 - 141	10	30		
2-Hexanone	116	106	53 - 138	9	30		
Tetrachloroethene	102	90	67 - 129	12	30		
1,1,2,2-Tetrachloroethane	101	91	60 - 130	11	30		
Toluene	104	94	78 - 120	10	30		
Chlorobenzene	99	92	77 - 120	7	30		
Ethylbenzene	102	95	74 - 120	7	30		
Styrene	102	98	73 - 124	3	30		
Xylenes, Total	104	99	73 - 122	6	30		

Surrogate	LCS % Rec	LCSD % Rec	Acceptance Limits

Client: Tetra Tech GEO

Job Number: 460-69667-1

Surrogate	LCS % Rec	LCSD % Rec	Acceptance Limits
1,2-Dichloroethane-d4 (Surr)	102	102	70 - 130
Bromofluorobenzene	99	101	70 - 130
Toluene-d8 (Surr)	102	100	70 - 130

Laboratory Control/
Laboratory Duplicate Data Report - Batch: 460-202761

Method: 8260B
Preparation: 5030B

LCS Lab Sample ID:	LCS 460-202761/3	Units: ug/L		LCSD Lab Sample ID:	LCSD 460-202761/4
Client Matrix:	Water			Client Matrix:	Water
Dilution:	1.0			Dilution:	1.0
Analysis Date:	01/15/2014 1754			Analysis Date:	01/15/2014 1852
Prep Date:	01/15/2014 1754			Prep Date:	01/15/2014 1852
Leach Date:	N/A			Leach Date:	N/A

Analyte	LCS Spike Amount	LCSD Spike Amount	LCS Result/Qual	LCSD Result/Qual
Chloromethane	20.0	20.0	19.1	19.0
Bromomethane	20.0	20.0	14.0	13.0
Vinyl chloride	20.0	20.0	20.5	19.7
Chloroethane	20.0	20.0	22.6	21.0
Methylene Chloride	20.0	20.0	19.5	18.3
Acetone	100	100	85.2	73.7
Carbon disulfide	20.0	20.0	19.5	18.5
1,1-Dichloroethene	20.0	20.0	18.6	17.6
1,1-Dichloroethane	20.0	20.0	20.4	19.0
trans-1,2-Dichloroethene	20.0	20.0	20.0	18.3
cis-1,2-Dichloroethene	20.0	20.0	19.6	18.3
Chloroform	20.0	20.0	19.6	18.0
1,2-Dichloroethane	20.0	20.0	20.5	19.1
2-Butanone	100	100	81.8	68.9
1,1,1-Trichloroethane	20.0	20.0	20.3	19.0
Carbon tetrachloride	20.0	20.0	17.6	16.4
Bromodichloromethane	20.0	20.0	18.9	17.1
1,2-Dichloropropane	20.0	20.0	20.1	19.1
cis-1,3-Dichloropropene	20.0	20.0	23.0	20.7
Trichloroethene	20.0	20.0	18.9	17.6
Dibromochloromethane	20.0	20.0	19.1	16.9
1,1,2-Trichloroethane	20.0	20.0	19.9	18.2
Benzene	20.0	20.0	20.7	18.2
trans-1,3-Dichloropropene	20.0	20.0	20.6	18.5
Bromoform	20.0	20.0	17.7	16.4
4-Methyl-2-pentanone	100	100	116	105
2-Hexanone	100	100	116	106
Tetrachloroethene	20.0	20.0	20.3	18.1
1,1,2,2-Tetrachloroethane	20.0	20.0	20.3	18.1
Toluene	20.0	20.0	20.7	18.8
Chlorobenzene	20.0	20.0	19.7	18.4
Ethylbenzene	20.0	20.0	20.3	19.0
Styrene	20.0	20.0	20.3	19.7
Xylenes, Total	40.0	40.0	41.8	39.5

DATA REPORTING QUALIFIERS

Client: Tetra Tech GEO Job Number: 460-69667-1

Lab Section	Qualifier	Description
GC/MS VOA		
	U	Indicates the analyte was analyzed for but not detected.
	J	Result is less than the RL but greater than or equal to the MDL and the concentration is an approximate value.

Client: Tetra Tech GEO

Job Number: 460-69667-1

QC Association Summary

Lab Sample ID	Client Sample ID	Report Basis	Client Matrix	Method	Prep Batch
GC/MS VOA					
Analysis Batch:460-202761					
LCS 460-202761/3	Lab Control Sample	T	Water	8260B	
LCSD 460-202761/4	Lab Control Sample Duplicate	T	Water	8260B	
MB 460-202761/6	Method Blank	T	Water	8260B	
460-69667-2	MW-2D-B	T	Water	8260B	
460-69667-4	MW-2I-B	T	Water	8260B	
460-69667-6	MW-1S-B	T	Water	8260B	
460-69667-8	MW-1I-B	T	Water	8260B	
460-69667-9	DUP-02-011414	T	Water	8260B	
460-69667-10	MW-3D-A	T	Water	8260B	
460-69667-13	TB-011414	T	Water	8260B	

Report Basis

T = Total

Client: Tetra Tech GEO Job Number: 460-69667-1

Laboratory Chronicle

Lab ID: 460-69667-2 **Client ID:** MW-2D-B

Sample Date/Time: 01/14/2014 10:40 Received Date/Time: 01/14/2014 16:25

Method	Bottle ID	Run	Analysis Batch	Prep Batch	Date Prepared / Analyzed	Dil	Lab	Analyst
P:5030B	460-69667-A-2		460-202761		01/15/2014 21:21	1	TAL EDI	MZS
A:8260B	460-69667-A-2		460-202761		01/15/2014 21:21	1	TAL EDI	MZS

Lab ID: 460-69667-4 **Client ID:** MW-2I-B

Sample Date/Time: 01/14/2014 11:10 Received Date/Time: 01/14/2014 16:25

Method	Bottle ID	Run	Analysis Batch	Prep Batch	Date Prepared / Analyzed	Dil	Lab	Analyst
P:5030B	460-69667-A-4		460-202761		01/15/2014 22:12	1	TAL EDI	MZS
A:8260B	460-69667-A-4		460-202761		01/15/2014 22:12	1	TAL EDI	MZS

Lab ID: 460-69667-6 **Client ID:** MW-1S-B

Sample Date/Time: 01/14/2014 12:30 Received Date/Time: 01/14/2014 16:25

Method	Bottle ID	Run	Analysis Batch	Prep Batch	Date Prepared / Analyzed	Dil	Lab	Analyst
P:5030B	460-69667-A-6		460-202761		01/16/2014 00:20	1	TAL EDI	MZS
A:8260B	460-69667-A-6		460-202761		01/16/2014 00:20	1	TAL EDI	MZS

Lab ID: 460-69667-8 **Client ID:** MW-1I-B

Sample Date/Time: 01/14/2014 12:55 Received Date/Time: 01/14/2014 16:25

Method	Bottle ID	Run	Analysis Batch	Prep Batch	Date Prepared / Analyzed	Dil	Lab	Analyst
P:5030B	460-69667-A-8		460-202761		01/16/2014 01:11	1	TAL EDI	MZS
A:8260B	460-69667-A-8		460-202761		01/16/2014 01:11	1	TAL EDI	MZS

Lab ID: 460-69667-9 **Client ID:** DUP-02-011414

Sample Date/Time: 01/14/2014 13:30 Received Date/Time: 01/14/2014 16:25

Method	Bottle ID	Run	Analysis Batch	Prep Batch	Date Prepared / Analyzed	Dil	Lab	Analyst
P:5030B	460-69667-A-9		460-202761		01/16/2014 01:36	1	TAL EDI	MZS
A:8260B	460-69667-A-9		460-202761		01/16/2014 01:36	1	TAL EDI	MZS

Lab ID: 460-69667-10 **Client ID:** MW-3D-A

Sample Date/Time: 01/14/2014 11:40 Received Date/Time: 01/14/2014 16:25

Method	Bottle ID	Run	Analysis Batch	Prep Batch	Date Prepared / Analyzed	Dil	Lab	Analyst
P:5030B	460-69667-A-10		460-202761		01/16/2014 02:02	1	TAL EDI	MZS
A:8260B	460-69667-A-10		460-202761		01/16/2014 02:02	1	TAL EDI	MZS

Client: Tetra Tech GEO Job Number: 460-69667-1

Laboratory Chronicle

Lab ID: 460-69667-13 **Client ID:** TB-011414

Sample Date/Time: 01/14/2014 13:30 Received Date/Time: 01/14/2014 16:25

Method	Bottle ID	Run	Analysis Batch	Prep Batch	Date Prepared / Analyzed	Dil	Lab	Analyst
P:5030B	460-69667-A-13		460-202761		01/15/2014 20:30	1	TAL EDI	MZS
A:8260B	460-69667-A-13		460-202761		01/15/2014 20:30	1	TAL EDI	MZS

Lab ID: MB **Client ID:** N/A

Sample Date/Time: N/A Received Date/Time: N/A

Method	Bottle ID	Run	Analysis Batch	Prep Batch	Date Prepared / Analyzed	Dil	Lab	Analyst
P:5030B	MB 460-202761/6		460-202761		01/15/2014 20:04	1	TAL EDI	MZS
A:8260B	MB 460-202761/6		460-202761		01/15/2014 20:04	1	TAL EDI	MZS

Lab ID: LCS **Client ID:** N/A

Sample Date/Time: N/A Received Date/Time: N/A

Method	Bottle ID	Run	Analysis Batch	Prep Batch	Date Prepared / Analyzed	Dil	Lab	Analyst
P:5030B	LCS 460-202761/3		460-202761		01/15/2014 17:54	1	TAL EDI	MZS
A:8260B	LCS 460-202761/3		460-202761		01/15/2014 17:54	1	TAL EDI	MZS

Lab ID: LCSD **Client ID:** N/A

Sample Date/Time: N/A Received Date/Time: N/A

Method	Bottle ID	Run	Analysis Batch	Prep Batch	Date Prepared / Analyzed	Dil	Lab	Analyst
P:5030B	LCSD 460-202761/4		460-202761		01/15/2014 18:52	1	TAL EDI	MZS
A:8260B	LCSD 460-202761/4		460-202761		01/15/2014 18:52	1	TAL EDI	MZS

Lab References:
TAL EDI = TestAmerica Edison

Method 8260B

Volatile Organic Compounds (GC/MS) by Method 8260B

FORM II
GC/MS VOA SURROGATE RECOVERY

Lab Name: TestAmerica Edison Job No.: 460-69667-1

SDG No.:

Matrix: Water Level: Low

GC Column (1): Rtx-624 ID: 0.25 (mm)

Client Sample ID	Lab Sample ID	DBFM #	DCA #	TOL #	BFB #
MW-2D-B	460-69667-2	99	107	100	93
MW-2I-B	460-69667-4	97	106	99	92
MW-1S-B	460-69667-6	98	107	100	91
MW-1I-B	460-69667-8	99	109	100	93
DUP-02-011414	460-69667-9	100	108	101	92
MW-3D-A	460-69667-10	100	107	99	93
TB-011414	460-69667-13	97	106	99	92
	MB 460-202761/6	98	104	99	93
	LCS 460-202761/3	95	102	102	99
	LCSD 460-202761/4	97	102	100	101

	QC LIMITS
DBFM = Dibromofluoromethane (Surr)	70-130
DCA = 1,2-Dichloroethane-d4 (Surr)	70-130
TOL = Toluene-d8 (Surr)	70-130
BFB = Bromofluorobenzene	70-130

Column to be used to flag recovery values

FORM II 8260B

FORM III
GC/MS VOA LAB CONTROL SAMPLE RECOVERY

Lab Name: TestAmerica Edison Job No.: 460-69667-1

SDG No.:

Matrix: Water Level: Low Lab File ID: R11784.D

Lab ID: LCS 460-202761/3 Client ID:

COMPOUND	SPIKE ADDED (ug/L)	LCS CONCENTRATION (ug/L)	LCS % REC	QC LIMITS REC	#
Chloromethane	20.0	19.1	95	42-150	
Bromomethane	20.0	14.0	70	28-150	
Vinyl chloride	20.0	20.5	103	61-136	
Chloroethane	20.0	22.6	113	49-150	
Methylene Chloride	20.0	19.5	97	77-124	
Acetone	100	85.2	85	40-150	
Carbon disulfide	20.0	19.5	97	51-137	
1,1-Dichloroethene	20.0	18.6	93	62-128	
1,1-Dichloroethane	20.0	20.4	102	74-128	
trans-1,2-Dichloroethene	20.0	20.0	100	73-124	
cis-1,2-Dichloroethene	20.0	19.6	98	78-121	
Chloroform	20.0	19.6	98	81-123	
1,2-Dichloroethane	20.0	20.5	103	74-128	
2-Butanone	100	81.8	82	64-141	
1,1,1-Trichloroethane	20.0	20.3	102	72-126	
Carbon tetrachloride	20.0	17.6	88	63-135	
Bromodichloromethane	20.0	18.9	94	77-120	
1,2-Dichloropropane	20.0	20.1	101	75-122	
cis-1,3-Dichloropropene	20.0	23.0	115	72-122	
Trichloroethene	20.0	18.9	95	74-120	
Dibromochloromethane	20.0	19.1	96	69-126	
1,1,2-Trichloroethane	20.0	19.9	100	73-120	
Benzene	20.0	20.7	104	76-121	
trans-1,3-Dichloropropene	20.0	20.6	103	71-121	
Bromoform	20.0	17.7	88	54-138	
4-Methyl-2-pentanone	100	116	116	55-141	
2-Hexanone	100	116	116	53-138	
Tetrachloroethene	20.0	20.3	102	67-129	
1,1,2,2-Tetrachloroethane	20.0	20.3	101	60-130	
Toluene	20.0	20.7	104	78-120	
Chlorobenzene	20.0	19.7	99	77-120	
Ethylbenzene	20.0	20.3	102	74-120	
Styrene	20.0	20.3	102	73-124	
Xylenes, Total	40.0	41.8	104	73-122	

Column to be used to flag recovery and RPD values

FORM III 8260B

FORM III
GC/MS VOA LAB CONTROL SAMPLE DUPLICATE RECOVERY

Lab Name: TestAmerica Edison Job No.: 460-69667-1

SDG No.:

Matrix: Water Level: Low Lab File ID: R11785.D

Lab ID: LCSD 460-202761/4 Client ID:

COMPOUND	SPIKE ADDED (ug/L)	LCSD CONCENTRATION (ug/L)	LCSD % REC	% RPD	QC LIMITS RPD	QC LIMITS REC	#
Chloromethane	20.0	19.0	95	0	30	42-150	
Bromomethane	20.0	13.0	65	7	30	28-150	
Vinyl chloride	20.0	19.7	99	4	30	61-136	
Chloroethane	20.0	21.0	105	7	30	49-150	
Methylene Chloride	20.0	18.3	91	6	30	77-124	
Acetone	100	73.7	74	14	30	40-150	
Carbon disulfide	20.0	18.5	93	5	30	51-137	
1,1-Dichloroethene	20.0	17.6	88	6	30	62-128	
1,1-Dichloroethane	20.0	19.0	95	7	30	74-128	
trans-1,2-Dichloroethene	20.0	18.3	91	9	30	73-124	
cis-1,2-Dichloroethene	20.0	18.3	92	7	30	78-121	
Chloroform	20.0	18.0	90	8	30	81-123	
1,2-Dichloroethane	20.0	19.1	96	7	30	74-128	
2-Butanone	100	68.9	69	17	30	64-141	
1,1,1-Trichloroethane	20.0	19.0	95	7	30	72-126	
Carbon tetrachloride	20.0	16.4	82	7	30	63-135	
Bromodichloromethane	20.0	17.1	85	10	30	77-120	
1,2-Dichloropropane	20.0	19.1	95	5	30	75-122	
cis-1,3-Dichloropropene	20.0	20.7	103	10	30	72-122	
Trichloroethene	20.0	17.6	88	7	30	74-120	
Dibromochloromethane	20.0	16.9	84	12	30	69-126	
1,1,2-Trichloroethane	20.0	18.2	91	9	30	73-120	
Benzene	20.0	18.2	91	13	30	76-121	
trans-1,3-Dichloropropene	20.0	18.5	92	11	30	71-121	
Bromoform	20.0	16.4	82	7	30	54-138	
4-Methyl-2-pentanone	100	105	105	10	30	55-141	
2-Hexanone	100	106	106	9	30	53-138	
Tetrachloroethene	20.0	18.1	90	12	30	67-129	
1,1,2,2-Tetrachloroethane	20.0	18.1	91	11	30	60-130	
Toluene	20.0	18.8	94	10	30	78-120	
Chlorobenzene	20.0	18.4	92	7	30	77-120	
Ethylbenzene	20.0	19.0	95	7	30	74-120	
Styrene	20.0	19.7	98	3	30	73-124	
Xylenes, Total	40.0	39.5	99	6	30	73-122	

Column to be used to flag recovery and RPD values

FORM III 8260B

FORM IV
GC/MS VOA METHOD BLANK SUMMARY

Lab Name: TestAmerica Edison Job No.: 460-69667-1

SDG No.:

Lab File ID: R11787.D Lab Sample ID: MB 460-202761/6

Matrix: Water Heated Purge:(Y/N) N

Instrument ID: CVOAMS10 Date Analyzed: 01/15/2014 20:04

GC Column: Rtx-624 ID: 0.25(mm)

THIS METHOD BLANK APPLIES TO THE FOLLOWING SAMPLES:

CLIENT SAMPLE ID	LAB SAMPLE ID	LAB FILE ID	DATE ANALYZED
	LCS 460-202761/3	R11784.D	01/15/2014 17:54
	LCSD 460-202761/4	R11785.D	01/15/2014 18:52
TB-011414	460-69667-13	R11788.D	01/15/2014 20:30
MW-2D-B	460-69667-2	R11790.D	01/15/2014 21:21
MW-2I-B	460-69667-4	R11792.D	01/15/2014 22:12
MW-1S-B	460-69667-6	R11797.D	01/16/2014 00:20
MW-1I-B	460-69667-8	R11799.D	01/16/2014 01:11
DUP-02-011414	460-69667-9	R11800.D	01/16/2014 01:36
MW-3D-A	460-69667-10	R11801.D	01/16/2014 02:02

FORM V
GC/MS VOA INSTRUMENT PERFORMANCE CHECK
BROMOFLUOROBENZENE (BFB)

Lab Name: TestAmerica Edison Job No.: 460-69667-1

SDG No.:

Lab File ID: R10760.D BFB Injection Date: 12/20/2013

Instrument ID: CVOAMS10 BFB Injection Time: 19:41

Analysis Batch No.: 199137

M/E	ION ABUNDANCE CRITERIA	% RELATIVE ABUNDANCE	
50	15.0 - 40.0 % of mass 95	15.6	
75	30.0 - 60.0 % of mass 95	43.9	
95	Base Peak, 100% relative abundance	100.0	
96	5.0 - 9.0 % of mass 95	7.2	
173	Less than 2.0 % of mass 174	0.0	(0.0)1
174	50.0 - 120.00 % of mass 95	76.6	
175	5.0 - 9.0 % of mass 174	5.5	(7.2)1
176	95.0 - 101.0 % of mass 174	75.8	(99.0)1
177	5.0 - 9.0 % of mass 176	5.4	(7.1)2

1-Value is % mass 174 2-Value is % mass 176

THIS CHECK APPLIES TO THE FOLLOWING SAMPLES, MS, MSD, BLANKS AND STANDARDS:

CLIENT SAMPLE ID	LAB SAMPLE ID	LAB FILE ID	DATE ANALYZED	TIME ANALYZED
	STD1 460-199137/4	R10763.D	12/20/2013	21:02
	STD20 460-199137/6	R10765.D	12/20/2013	21:53
	STD50 460-199137/7	R10766.D	12/20/2013	22:18
	STD200 460-199137/8	R10767.D	12/20/2013	22:44
	STD500 460-199137/9	R10768.D	12/20/2013	23:09
	STD5 460-199137/16	R10775.D	12/21/2013	02:14

FORM V
GC/MS VOA INSTRUMENT PERFORMANCE CHECK
BROMOFLUOROBENZENE (BFB)

Lab Name: TestAmerica Edison Job No.: 460-69667-1

SDG No.:

Lab File ID: R11782.D BFB Injection Date: 01/15/2014

Instrument ID: CVOAMS10 BFB Injection Time: 17:01

Analysis Batch No.: 202761

M/E	ION ABUNDANCE CRITERIA	% RELATIVE ABUNDANCE	
50	15.0 - 40.0 % of mass 95	15.8	
75	30.0 - 60.0 % of mass 95	45.1	
95	Base Peak, 100% relative abundance	100.0	
96	5.0 - 9.0 % of mass 95	7.5	
173	Less than 2.0 % of mass 174	0.0	(0.0)1
174	50.0 - 120.00 % of mass 95	77.7	
175	5.0 - 9.0 % of mass 174	5.9	(7.6)1
176	95.0 - 101.0 % of mass 174	75.2	(96.9)1
177	5.0 - 9.0 % of mass 176	4.6	(6.1)2

1-Value is % mass 174 2-Value is % mass 176

THIS CHECK APPLIES TO THE FOLLOWING SAMPLES, MS, MSD, BLANKS AND STANDARDS:

CLIENT SAMPLE ID	LAB SAMPLE ID	LAB FILE ID	DATE ANALYZED	TIME ANALYZED
	CCVIS 460-202761/2	R11783.D	01/15/2014	17:23
	LCS 460-202761/3	R11784.D	01/15/2014	17:54
	LCSD 460-202761/4	R11785.D	01/15/2014	18:52
	MB 460-202761/6	R11787.D	01/15/2014	20:04
TB-011414	460-69667-13	R11788.D	01/15/2014	20:30
MW-2D-B	460-69667-2	R11790.D	01/15/2014	21:21
MW-2I-B	460-69667-4	R11792.D	01/15/2014	22:12
MW-1S-B	460-69667-6	R11797.D	01/16/2014	00:20
MW-1I-B	460-69667-8	R11799.D	01/16/2014	01:11
DUP-02-011414	460-69667-9	R11800.D	01/16/2014	01:36
MW-3D-A	460-69667-10	R11801.D	01/16/2014	02:02

FORM VIII
GC/MS VOA INTERNAL STANDARD AREA AND RETENTION TIME SUMMARY

Lab Name: TestAmerica Edison Job No.: 460-69667-1

SDG No.:

Sample No.: CCVIS 460-202761/2 Date Analyzed: 01/15/2014 17:23

Instrument ID: CVOAMS10 GC Column: Rtx-624 ID: 0.25(mm)

Lab File ID (Standard): R11783.D Heated Purge: (Y/N) N

Calibration ID: 33940

		TBA		FB		DXE	
		AREA #	RT #	AREA #	RT #	AREA #	RT #
12/24 HOUR STD		327953	2.97	751921	5.08	31018	5.78
UPPER LIMIT		655906	3.47	1503842	5.58	62036	6.28
LOWER LIMIT		163977	2.47	375961	4.58	15509	5.28
LAB SAMPLE ID	CLIENT SAMPLE ID						
LCS 460-202761/3		314587	2.97	754482	5.08	29413	5.78
LCSD 460-202761/4		299077	2.97	678163	5.08	33087	5.78
MB 460-202761/6		331333	2.97	701044	5.08	29540	5.78
460-69667-13	TB-011414	347557	2.97	713017	5.08	29544	5.78
460-69667-2	MW-2D-B	292513	2.97	678423	5.08	21008	5.78
460-69667-4	MW-2I-B	261397	2.97	670089	5.08	18190	5.78
460-69667-6	MW-1S-B	241977	2.97	629943	5.08	16823	5.78
460-69667-8	MW-1I-B	252154	2.97	634796	5.08	19171	5.78
460-69667-9	DUP-02-011414	239680	2.97	633359	5.08	17371	5.78
460-69667-10	MW-3D-A	230640	2.97	623089	5.08	16461	5.78

TBA = TBA-d9 (IS)
FB = Fluorobenzene
DXE = 1,4-Dioxane-d8

Area Limit = 50%-200% of internal standard area
RT Limit = ± 0.5 minutes of internal standard RT

Column used to flag values outside QC limits

FORM VIII 8260B

FORM VIII
GC/MS VOA INTERNAL STANDARD AREA AND RETENTION TIME SUMMARY

Lab Name: TestAmerica Edison Job No.: 460-69667-1

SDG No.:

Sample No.: CCVIS 460-202761/2 Date Analyzed: 01/15/2014 17:23

Instrument ID: CVOAMS10 GC Column: Rtx-624 ID: 0.25(mm)

Lab File ID (Standard): R11783.D Heated Purge: (Y/N) N

Calibration ID: 33940

		CBZ		DCB			
		AREA #	RT #	AREA #	RT #	AREA #	RT #
12/24 HOUR STD		541807	8.50	295765	10.76		
UPPER LIMIT		1083614	9.00	591530	11.26		
LOWER LIMIT		270904	8.00	147883	10.26		
LAB SAMPLE ID	CLIENT SAMPLE ID						
LCS 460-202761/3		546619	8.50	294677	10.76		
LCSD 460-202761/4		516472	8.50	300268	10.76		
MB 460-202761/6		512544	8.50	252506	10.77		
460-69667-13	TB-011414	518617	8.50	254408	10.76		
460-69667-2	MW-2D-B	489743	8.50	238391	10.77		
460-69667-4	MW-2I-B	482306	8.50	232662	10.77		
460-69667-6	MW-1S-B	453479	8.50	223867	10.76		
460-69667-8	MW-1I-B	461317	8.50	223918	10.77		
460-69667-9	DUP-02-011414	457643	8.50	220598	10.77		
460-69667-10	MW-3D-A	454465	8.50	222701	10.77		

CBZ = Chlorobenzene-d5
DCB = 1,4-Dichlorobenzene-d4

Area Limit = 50%-200% of internal standard area
RT Limit = ± 0.5 minutes of internal standard RT

Column used to flag values outside QC limits

FORM VIII 8260B

FORM I
GC/MS VOA ORGANICS ANALYSIS DATA SHEET

Lab Name: TestAmerica Edison Job No.: 460-69667-1

SDG No.:

Client Sample ID: MW-2D-B Lab Sample ID: 460-69667-2

Matrix: Water Lab File ID: R11790.D

Analysis Method: 8260B Date Collected: 01/14/2014 10:40

Sample wt/vol: 5(mL) Date Analyzed: 01/15/2014 21:21

Soil Aliquot Vol: Dilution Factor: 1

Soil Extract Vol.: GC Column: Rtx-624 ID: 0.25(mm)

% Moisture: Level: (low/med) Low

Analysis Batch No.: 202761 Units: ug/L

CAS NO.	COMPOUND NAME	RESULT	Q	RL	MDL
74-87-3	Chloromethane	0.10	U	1.0	0.10
74-83-9	Bromomethane	0.18	U	1.0	0.18
75-01-4	Vinyl chloride	0.14	U	1.0	0.14
75-00-3	Chloroethane	0.17	U	1.0	0.17
75-09-2	Methylene Chloride	0.18	U	1.0	0.18
67-64-1	Acetone	2.7	U	5.0	2.7
75-15-0	Carbon disulfide	0.13	U	1.0	0.13
75-35-4	1,1-Dichloroethene	0.090	U	1.0	0.090
75-34-3	1,1-Dichloroethane	0.13	U	1.0	0.13
156-60-5	trans-1,2-Dichloroethene	0.13	U	1.0	0.13
156-59-2	cis-1,2-Dichloroethene	0.18	U	1.0	0.18
67-66-3	Chloroform	0.21	J	1.0	0.080
107-06-2	1,2-Dichloroethane	0.19	U	1.0	0.19
78-93-3	2-Butanone	2.3	U	5.0	2.3
71-55-6	1,1,1-Trichloroethane	0.060	U	1.0	0.060
56-23-5	Carbon tetrachloride	0.060	U	1.0	0.060
75-27-4	Bromodichloromethane	0.12	U	1.0	0.12
78-87-5	1,2-Dichloropropane	0.090	U	1.0	0.090
10061-01-5	cis-1,3-Dichloropropene	0.18	U	1.0	0.18
79-01-6	Trichloroethene	0.090	U	1.0	0.090
124-48-1	Dibromochloromethane	0.20	U	1.0	0.20
79-00-5	1,1,2-Trichloroethane	0.19	U	1.0	0.19
71-43-2	Benzene	0.080	U	1.0	0.080
10061-02-6	trans-1,3-Dichloropropene	0.24	U	1.0	0.24
75-25-2	Bromoform	0.19	U	1.0	0.19
108-10-1	4-Methyl-2-pentanone	0.99	U	5.0	0.99
591-78-6	2-Hexanone	0.50	U	5.0	0.50
127-18-4	Tetrachloroethene	0.10	U	1.0	0.10
79-34-5	1,1,2,2-Tetrachloroethane	0.16	U	1.0	0.16
108-88-3	Toluene	0.15	U	1.0	0.15
108-90-7	Chlorobenzene	0.11	U	1.0	0.11
100-41-4	Ethylbenzene	0.10	U	1.0	0.10
100-42-5	Styrene	0.12	U	1.0	0.12
1330-20-7	Xylenes, Total	0.13	U	2.0	0.13

FORM I
GC/MS VOA ORGANICS ANALYSIS DATA SHEET

Lab Name: TestAmerica Edison Job No.: 460-69667-1

SDG No.:

Client Sample ID: MW-2D-B Lab Sample ID: 460-69667-2

Matrix: Water Lab File ID: R11790.D

Analysis Method: 8260B Date Collected: 01/14/2014 10:40

Sample wt/vol: 5(mL) Date Analyzed: 01/15/2014 21:21

Soil Aliquot Vol: Dilution Factor: 1

Soil Extract Vol.: GC Column: Rtx-624 ID: 0.25(mm)

% Moisture: Level: (low/med) Low

Analysis Batch No.: 202761 Units: ug/L

CAS NO.	SURROGATE	%REC	Q	LIMITS
17060-07-0	1,2-Dichloroethane-d4 (Surr)	107		70-130
460-00-4	Bromofluorobenzene	93		70-130
2037-26-5	Toluene-d8 (Surr)	100		70-130
1868-53-7	Dibromofluoromethane (Surr)	99		70-130

FORM I
GC/MS VOA ORGANICS ANALYSIS DATA SHEET
TENTATIVELY IDENTIFIED COMPOUNDS

Lab Name: TestAmerica Edison Job No.: 460-69667-1

SDG No.:

Client Sample ID: MW-2D-B Lab Sample ID: 460-69667-2

Matrix: Water Lab File ID: R11790.D

Analysis Method: 8260B Date Collected: 01/14/2014 10:40

Sample wt/vol: 5(mL) Date Analyzed: 01/15/2014 21:21

Soil Aliquot Vol: Dilution Factor: 1

Soil Extract Vol.: GC Column: Rtx-624 ID: 0.25(mm)

% Moisture: Level: (low/med) Low

Analysis Batch No.: 202761 Units: ug/L

Number TICs Found: 0 TIC Result Total: 0

CAS NO.	COMPOUND NAME	RT	RESULT	Q
	Tentatively Identified Compound		None	

TestAmerica Edison
Target Compound Quantitation Report

Data File: \\EDICHROM\ChromData\CVOAMS10\20140115-8878.b\R11790.D
Lims ID: 460-69667-A-2 Lab Sample ID: 460-69667-2
Client ID: MW-2D-B
Sample Type: Client
Inject. Date: 15-Jan-2014 21:21:30 ALS Bottle#: 29 Worklist Smp#: 9
Purge Vol: 5.000 mL Dil. Factor: 1.0000
Sample Info: 460-69667-A-2
Misc. Info.: 460-0008878-009
Operator ID: Instrument ID: CVOAMS10

Method: \\EDICHROM\ChromData\CVOAMS10\20140115-8878.b\8260_W10.m
Limit Group: VOA - 8260B Water and Solid
Last Update: 16-Jan-2014 09:03:36 Calib Date: 21-Dec-2013 02:14:30
Integrator: RTE ID Type: Deconvolution ID
Quant Method: Internal Standard Quant By: Initial Calibration
Last ICal File: \\EDICHROM\ChromData\CVOAMS10\20131220-8090.b\R10775.D

Column 1 : Rtx-624 (0.25 mm) Detector MS SCAN
Process Host: XAWRK050

First Level Reviewer: starzecm Date: 15-Jan-2014 21:59:32

Compound	Sig	RT (min.)	Exp RT (min.)	Dlt RT (min.)	Q	Response	On-Col Amt ug/l	Flags
* 151 TBA-d9 (IS)	65	2.974	2.973	0.001	36	292513	1000.0	
47 Chloroform	83	4.319	4.319	0.0	86	1495	0.2140	
$ 152 Dibromofluoromethane (Surr)	113	4.472	4.472	0.0	91	157946	49.5	
$ 54 1,2-Dichloroethane-d4 (Surr)	65	4.818	4.813	0.006	97	190493	53.4	
* 59 Fluorobenzene	96	5.083	5.083	0.0	99	678423	50.0	
* 150 1,4-Dioxane-d8	96	5.776	5.776	0.0	47	21008	1000.0	
$ 76 Toluene-d8 (Surr)	98	6.728	6.728	0.0	100	640147	49.9	
* 87 Chlorobenzene-d5	117	8.497	8.496	0.001	82	489743	50.0	
$ 99 4-Bromofluorobenzene	174	9.860	9.860	0.0	88	184440	46.4	
* 116 1,4-Dichlorobenzene-d4	152	10.765	10.764	0.001	93	238391	50.0	

Report Date: 16-Jan-2014 09:05:59 Chrom Revision: 2.1 15-Oct-2013 07:52:24

TestAmerica Edison

Data File: \\EDICHROM\ChromData\CVOAMS10\20140115-8878.b\R11790.D

Injection Date:	15-Jan-2014 21:21:30	Instrument ID:	CVOAMS10	Operator ID:	
Lims ID:	460-69667-A-2	Lab Sample ID:	460-69667-2	Worklist Smp#:	9
Client ID:	MW-2D-B				
Purge Vol:	5.000 mL	Dil. Factor:	1.0000	ALS Bottle#:	29
Method:	8260_W10	Limit Group:	VOA - 8260B Water and Solid		

Column: Rtx-624 (0.25 mm)

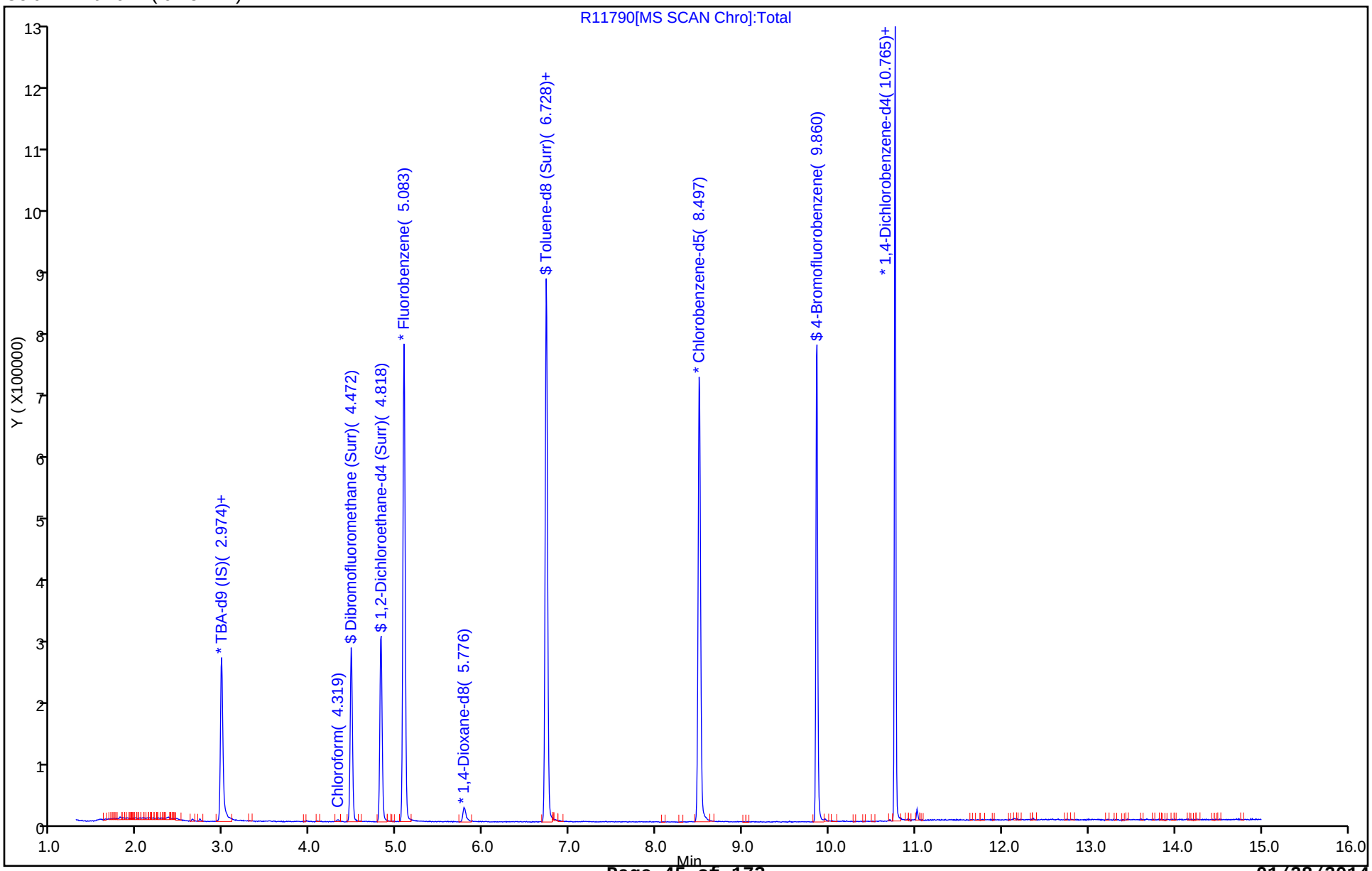

Report Date: 16-Jan-2014 09:05:59 Chrom Revision: 2.1 15-Oct-2013 07:52:24

TestAmerica Edison

Data File: \\EDICHROM\ChromData\CVOAMS10\20140115-8878.b\R11790.D

Injection Date:	15-Jan-2014 21:21:30	Instrument ID:	CVOAMS10
Lims ID:	460-69667-A-2	Lab Sample ID:	460-69667-2
Client ID:	MW-2D-B		
Operator ID:		ALS Bottle#:	29 Worklist Smp#: 9
Purge Vol:	5.000 mL	Dil. Factor:	1.0000
Method:	8260_W10	Limit Group:	VOA - 8260B Water and Solid
Column:	Rtx-624 (0.25 mm)	Detector	MS SCAN

47 Chloroform, CAS: 67-66-3

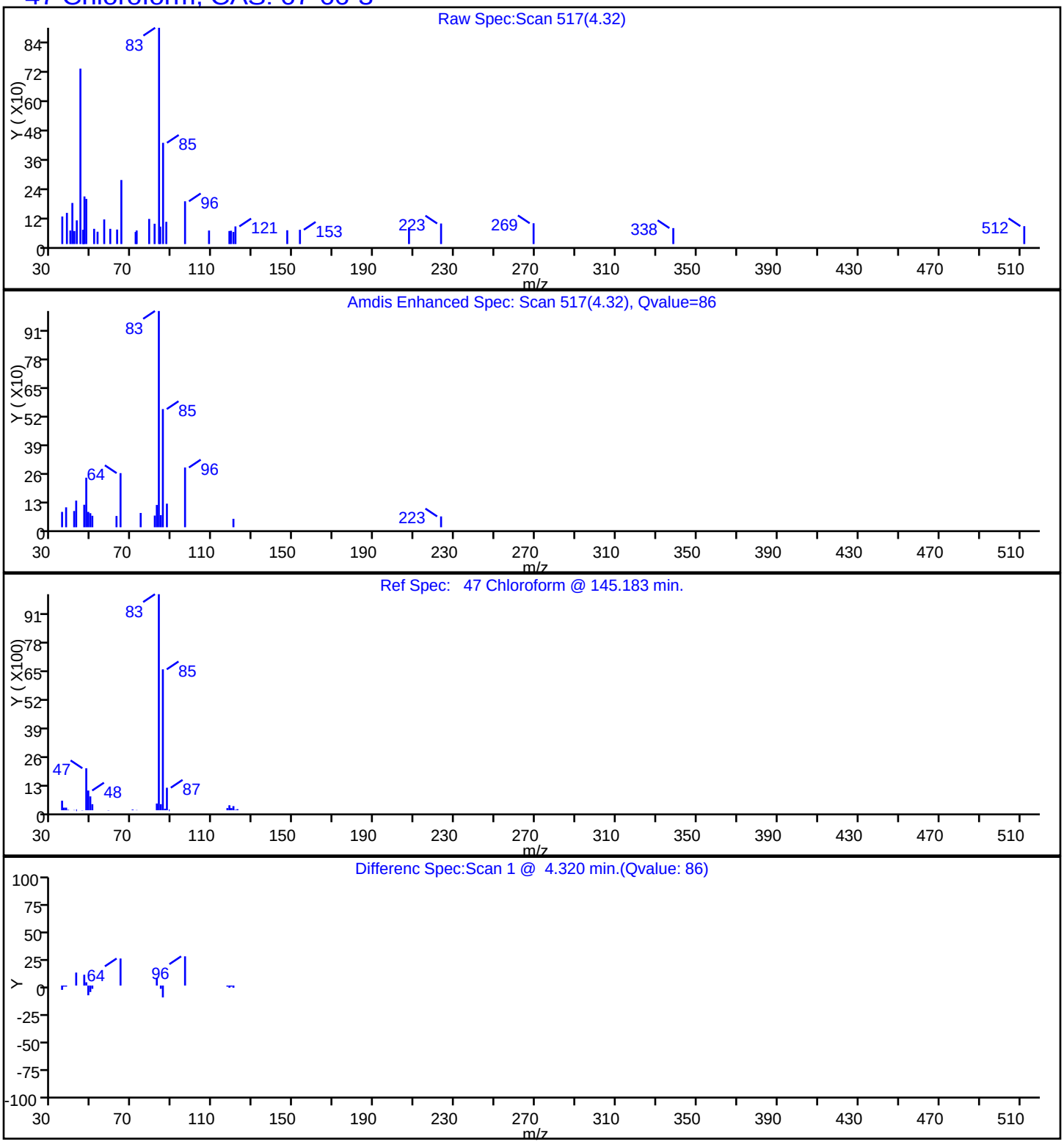

FORM I
GC/MS VOA ORGANICS ANALYSIS DATA SHEET

Lab Name: TestAmerica Edison | Job No.: 460-69667-1

SDG No.:

Client Sample ID: MW-2I-B | Lab Sample ID: 460-69667-4

Matrix: Water | Lab File ID: R11792.D

Analysis Method: 8260B | Date Collected: 01/14/2014 11:10

Sample wt/vol: 5(mL) | Date Analyzed: 01/15/2014 22:12

Soil Aliquot Vol: | Dilution Factor: 1

Soil Extract Vol.: | GC Column: Rtx-624 ID: 0.25(mm)

% Moisture: | Level: (low/med) Low

Analysis Batch No.: 202761 | Units: ug/L

CAS NO.	COMPOUND NAME	RESULT	Q	RL	MDL
74-87-3	Chloromethane	0.10	U	1.0	0.10
74-83-9	Bromomethane	0.18	U	1.0	0.18
75-01-4	Vinyl chloride	0.14	U	1.0	0.14
75-00-3	Chloroethane	0.17	U	1.0	0.17
75-09-2	Methylene Chloride	0.18	U	1.0	0.18
67-64-1	Acetone	2.7	U	5.0	2.7
75-15-0	Carbon disulfide	0.13	U	1.0	0.13
75-35-4	1,1-Dichloroethene	0.090	U	1.0	0.090
75-34-3	1,1-Dichloroethane	0.13	U	1.0	0.13
156-60-5	trans-1,2-Dichloroethene	0.13	U	1.0	0.13
156-59-2	cis-1,2-Dichloroethene	0.18	U	1.0	0.18
67-66-3	Chloroform	0.82	J	1.0	0.080
107-06-2	1,2-Dichloroethane	0.19	U	1.0	0.19
78-93-3	2-Butanone	2.3	U	5.0	2.3
71-55-6	1,1,1-Trichloroethane	0.060	U	1.0	0.060
56-23-5	Carbon tetrachloride	0.060	U	1.0	0.060
75-27-4	Bromodichloromethane	0.12	U	1.0	0.12
78-87-5	1,2-Dichloropropane	0.090	U	1.0	0.090
10061-01-5	cis-1,3-Dichloropropene	0.18	U	1.0	0.18
79-01-6	Trichloroethene	0.17	J	1.0	0.090
124-48-1	Dibromochloromethane	0.20	U	1.0	0.20
79-00-5	1,1,2-Trichloroethane	0.19	U	1.0	0.19
71-43-2	Benzene	0.080	U	1.0	0.080
10061-02-6	trans-1,3-Dichloropropene	0.24	U	1.0	0.24
75-25-2	Bromoform	0.19	U	1.0	0.19
108-10-1	4-Methyl-2-pentanone	0.99	U	5.0	0.99
591-78-6	2-Hexanone	0.50	U	5.0	0.50
127-18-4	Tetrachloroethene	0.22	J	1.0	0.10
79-34-5	1,1,2,2-Tetrachloroethane	0.16	U	1.0	0.16
108-88-3	Toluene	0.15	U	1.0	0.15
108-90-7	Chlorobenzene	0.11	U	1.0	0.11
100-41-4	Ethylbenzene	0.10	U	1.0	0.10
100-42-5	Styrene	0.12	U	1.0	0.12
1330-20-7	Xylenes, Total	0.13	U	2.0	0.13

FORM I
GC/MS VOA ORGANICS ANALYSIS DATA SHEET

Lab Name: TestAmerica Edison Job No.: 460-69667-1

SDG No.:

Client Sample ID: MW-2I-B Lab Sample ID: 460-69667-4

Matrix: Water Lab File ID: R11792.D

Analysis Method: 8260B Date Collected: 01/14/2014 11:10

Sample wt/vol: 5(mL) Date Analyzed: 01/15/2014 22:12

Soil Aliquot Vol: Dilution Factor: 1

Soil Extract Vol.: GC Column: Rtx-624 ID: 0.25(mm)

% Moisture: Level: (low/med) Low

Analysis Batch No.: 202761 Units: ug/L

CAS NO.	SURROGATE	%REC	Q	LIMITS
17060-07-0	1,2-Dichloroethane-d4 (Surr)	106		70-130
460-00-4	Bromofluorobenzene	92		70-130
2037-26-5	Toluene-d8 (Surr)	99		70-130
1868-53-7	Dibromofluoromethane (Surr)	97		70-130

FORM I
GC/MS VOA ORGANICS ANALYSIS DATA SHEET
TENTATIVELY IDENTIFIED COMPOUNDS

Lab Name: TestAmerica Edison Job No.: 460-69667-1

SDG No.:

Client Sample ID: MW-2I-B Lab Sample ID: 460-69667-4

Matrix: Water Lab File ID: R11792.D

Analysis Method: 8260B Date Collected: 01/14/2014 11:10

Sample wt/vol: 5(mL) Date Analyzed: 01/15/2014 22:12

Soil Aliquot Vol: Dilution Factor: 1

Soil Extract Vol.: GC Column: Rtx-624 ID: 0.25(mm)

% Moisture: Level: (low/med) Low

Analysis Batch No.: 202761 Units: ug/L

Number TICs Found: 0 TIC Result Total: 0

CAS NO.	COMPOUND NAME	RT	RESULT	Q
	Tentatively Identified Compound		None	

TestAmerica Edison
Target Compound Quantitation Report

Data File: \\EDICHROM\ChromData\CVOAMS10\20140115-8878.b\R11792.D
Lims ID: 460-69667-A-4 Lab Sample ID: 460-69667-4
Client ID: MW-2I-B
Sample Type: Client
Inject. Date: 15-Jan-2014 22:12:30 ALS Bottle#: 31 Worklist Smp#: 11
Purge Vol: 5.000 mL Dil. Factor: 1.0000
Sample Info: 460-69667-A-4
Misc. Info.: 460-0008878-011
Operator ID: Instrument ID: CVOAMS10

Method: \\EDICHROM\ChromData\CVOAMS10\20140115-8878.b\8260_W10.m
Limit Group: VOA - 8260B Water and Solid
Last Update: 20-Jan-2014 18:41:08 Calib Date: 21-Dec-2013 02:14:30
Integrator: RTE ID Type: Deconvolution ID
Quant Method: Internal Standard Quant By: Initial Calibration
Last ICal File: \\EDICHROM\ChromData\CVOAMS10\20131220-8090.b\R10775.D

Column 1 : Rtx-624 (0.25 mm) Detector MS SCAN
Process Host: XAWRK008

First Level Reviewer: starzecm Date: 15-Jan-2014 22:39:30

Compound	Sig	RT (min.)	Exp RT (min.)	Dlt RT (min.)	Q	Response	On-Col Amt ug/l	Flags
* 151 TBA-d9 (IS)	65	2.974	2.973	0.001	48	261397	1000.0	
47 Chloroform	83	4.325	4.319	0.006	89	5627	0.8156	
$ 152 Dibromofluoromethane (Surr)	113	4.472	4.472	0.0	93	152134	48.3	
$ 54 1,2-Dichloroethane-d4 (Surr)	65	4.818	4.813	0.006	97	185918	52.8	
* 59 Fluorobenzene	96	5.083	5.083	0.0	99	670089	50.0	
61 Trichloroethene	95	5.435	5.429	0.006	51	694	0.1719	
* 150 1,4-Dioxane-d8	96	5.776	5.776	0.0	46	18190	1000.0	
$ 76 Toluene-d8 (Surr)	98	6.728	6.728	0.0	100	626534	49.6	
80 Tetrachloroethene	166	7.404	7.410	-0.006	71	756	0.2183	
* 87 Chlorobenzene-d5	117	8.497	8.496	0.001	81	482306	50.0	
$ 99 4-Bromofluorobenzene	174	9.860	9.860	0.0	89	180823	46.2	
* 116 1,4-Dichlorobenzene-d4	152	10.765	10.764	0.0	93	232662	50.0	

Report Date: 20-Jan-2014 18:41:32 Chrom Revision: 2.1 15-Oct-2013 07:52:24

TestAmerica Edison

Data File: \\EDICHROM\ChromData\CVOAMS10\20140115-8878.b\R11792.D

Injection Date:	15-Jan-2014 22:12:30	Instrument ID:	CVOAMS10	Operator ID:	
Lims ID:	460-69667-A-4	Lab Sample ID:	460-69667-4	Worklist Smp#:	11
Client ID:	MW-2I-B				
Purge Vol:	5.000 mL	Dil. Factor:	1.0000	ALS Bottle#:	31
Method:	8260_W10	Limit Group:	VOA - 8260B Water and Solid		

Column: Rtx-624 (0.25 mm)

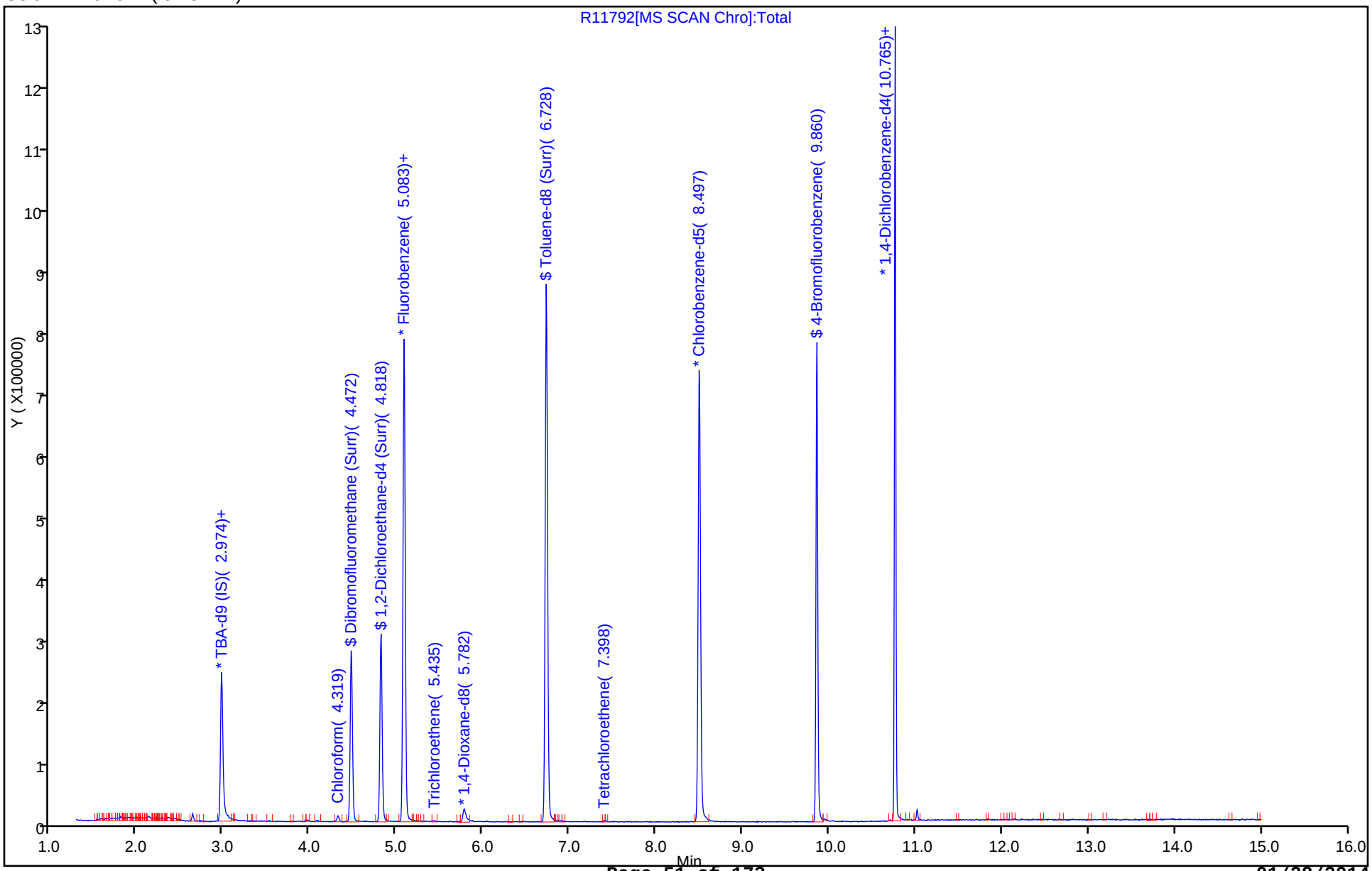

Report Date: 20-Jan-2014 18:41:32 Chrom Revision: 2.1 15-Oct-2013 07:52:24

TestAmerica Edison

Data File: \\EDICHROM\ChromData\CVOAMS10\20140115-8878.b\R11792.D

Injection Date:	15-Jan-2014 22:12:30	Instrument ID:	CVOAMS10		
Lims ID:	460-69667-A-4	Lab Sample ID:	460-69667-4		
Client ID:	MW-2I-B				
Operator ID:		ALS Bottle#:	31	Worklist Smp#:	11
Purge Vol:	5.000 mL	Dil. Factor:	1.0000		
Method:	8260_W10	Limit Group:	VOA - 8260B Water and Solid		
Column:	Rtx-624 (0.25 mm)	Detector	MS SCAN		

47 Chloroform, CAS: 67-66-3

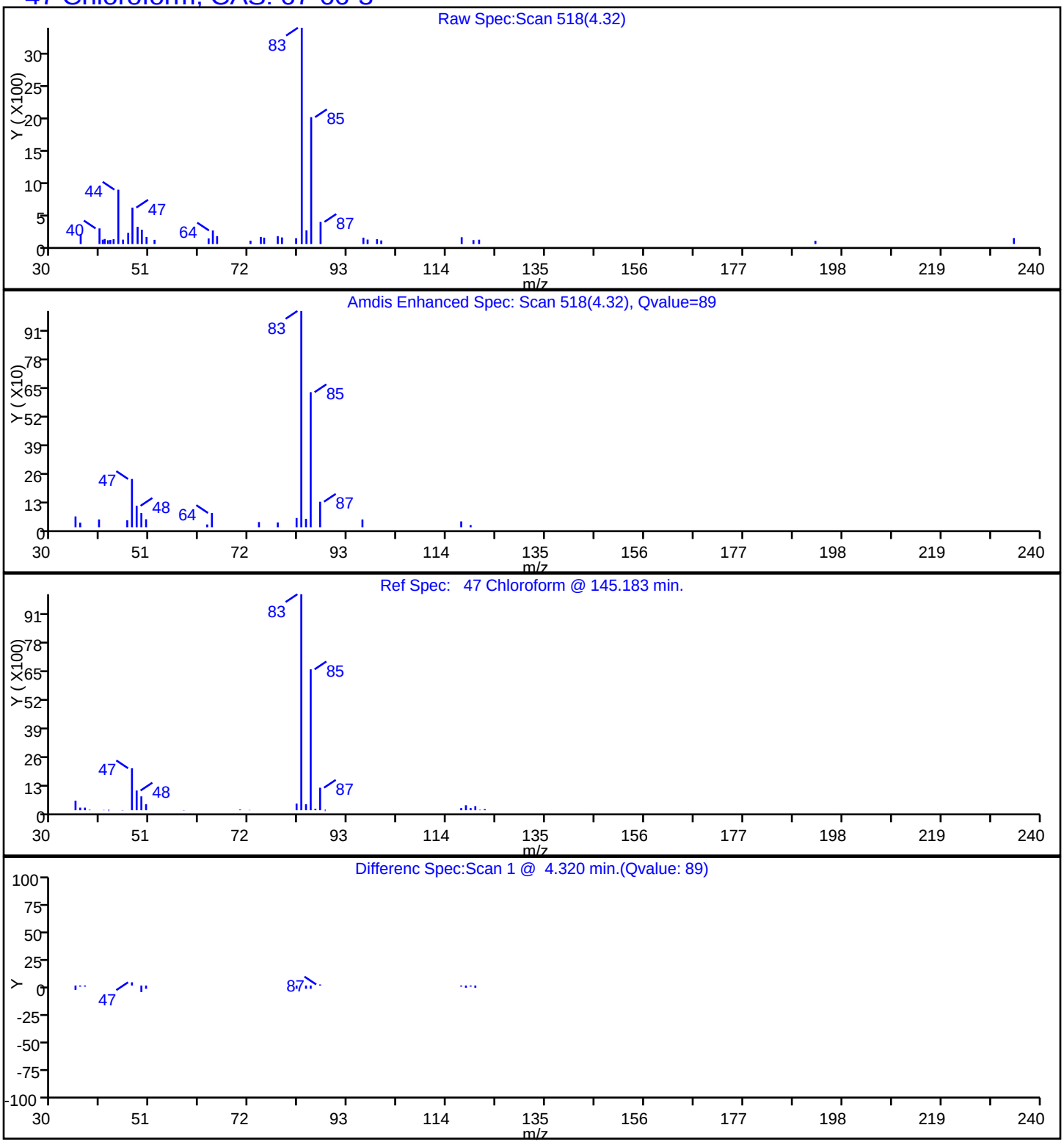

Report Date: 20-Jan-2014 18:41:32 Chrom Revision: 2.1 15-Oct-2013 07:52:24

TestAmerica Edison

Data File: \\EDICHROM\ChromData\CVOAMS10\20140115-8878.b\R11792.D

Injection Date:	15-Jan-2014 22:12:30	Instrument ID:	CVOAMS10		
Lims ID:	460-69667-A-4	Lab Sample ID:	460-69667-4		
Client ID:	MW-2I-B				
Operator ID:		ALS Bottle#:	31	Worklist Smp#:	11
Purge Vol:	5.000 mL	Dil. Factor:	1.0000		
Method:	8260_W10	Limit Group:	VOA - 8260B Water and Solid		
Column:	Rtx-624 (0.25 mm)	Detector	MS SCAN		

61 Trichloroethene, CAS: 79-01-6

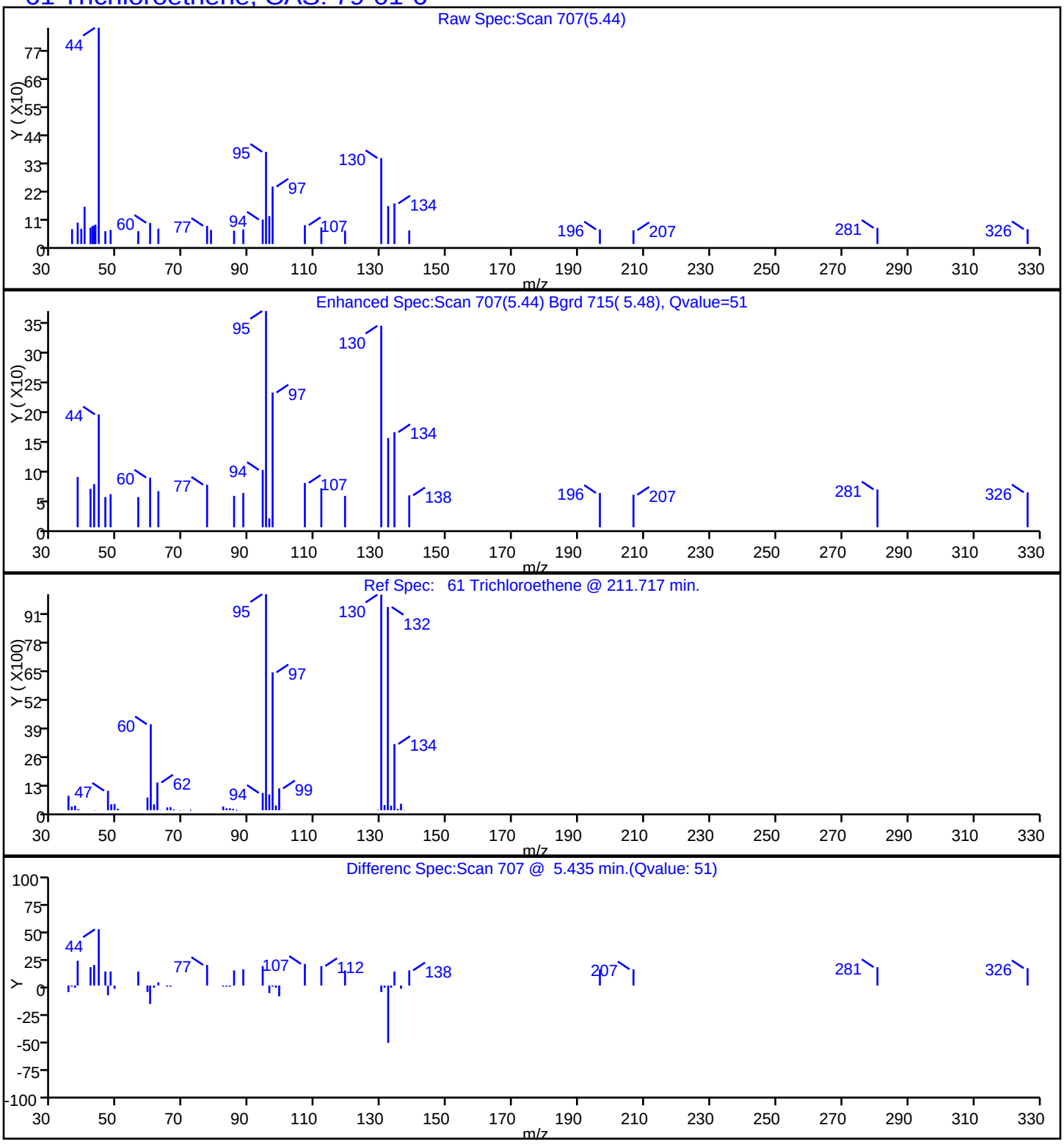

Report Date: 20-Jan-2014 18:41:32 Chrom Revision: 2.1 15-Oct-2013 07:52:24

TestAmerica Edison

Data File: \\EDICHROM\ChromData\CVOAMS10\20140115-8878.b\R11792.D

Injection Date:	15-Jan-2014 22:12:30	Instrument ID:	CVOAMS10		
Lims ID:	460-69667-A-4	Lab Sample ID:	460-69667-4		
Client ID:	MW-2I-B				
Operator ID:		ALS Bottle#:	31	Worklist Smp#:	11
Purge Vol:	5.000 mL	Dil. Factor:	1.0000		
Method:	8260_W10	Limit Group:	VOA - 8260B Water and Solid		
Column:	Rtx-624 (0.25 mm)	Detector	MS SCAN		

80 Tetrachloroethene, CAS: 127-18-4

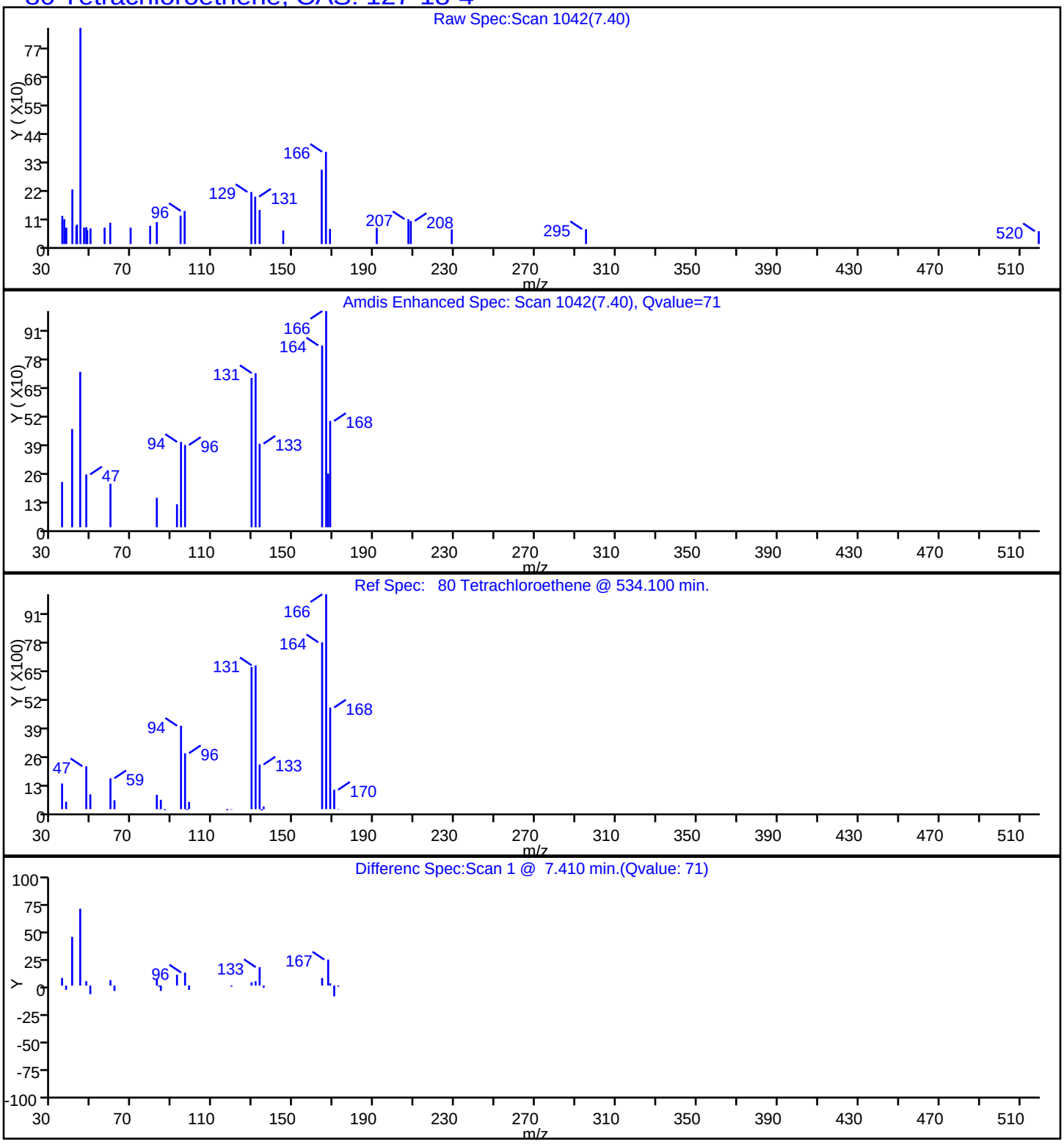

FORM I
GC/MS VOA ORGANICS ANALYSIS DATA SHEET

Lab Name: TestAmerica Edison | Job No.: 460-69667-1

SDG No.:

Client Sample ID: MW-1S-B | Lab Sample ID: 460-69667-6

Matrix: Water | Lab File ID: R11797.D

Analysis Method: 8260B | Date Collected: 01/14/2014 12:30

Sample wt/vol: 5(mL) | Date Analyzed: 01/16/2014 00:20

Soil Aliquot Vol: | Dilution Factor: 1

Soil Extract Vol.: | GC Column: Rtx-624 ID: 0.25(mm)

% Moisture: | Level: (low/med) Low

Analysis Batch No.: 202761 | Units: ug/L

CAS NO.	COMPOUND NAME	RESULT	Q	RL	MDL
74-87-3	Chloromethane	0.10	U	1.0	0.10
74-83-9	Bromomethane	0.18	U	1.0	0.18
75-01-4	Vinyl chloride	0.14	U	1.0	0.14
75-00-3	Chloroethane	0.17	U	1.0	0.17
75-09-2	Methylene Chloride	0.18	U	1.0	0.18
67-64-1	Acetone	2.7	U	5.0	2.7
75-15-0	Carbon disulfide	0.13	U	1.0	0.13
75-35-4	1,1-Dichloroethene	0.090	U	1.0	0.090
75-34-3	1,1-Dichloroethane	0.13	U	1.0	0.13
156-60-5	trans-1,2-Dichloroethene	0.13	U	1.0	0.13
156-59-2	cis-1,2-Dichloroethene	0.18	U	1.0	0.18
67-66-3	Chloroform	0.99	J	1.0	0.080
107-06-2	1,2-Dichloroethane	0.19	U	1.0	0.19
78-93-3	2-Butanone	2.3	U	5.0	2.3
71-55-6	1,1,1-Trichloroethane	0.060	U	1.0	0.060
56-23-5	Carbon tetrachloride	0.060	U	1.0	0.060
75-27-4	Bromodichloromethane	0.12	U	1.0	0.12
78-87-5	1,2-Dichloropropane	0.090	U	1.0	0.090
10061-01-5	cis-1,3-Dichloropropene	0.18	U	1.0	0.18
79-01-6	Trichloroethene	2.5		1.0	0.090
124-48-1	Dibromochloromethane	0.20	U	1.0	0.20
79-00-5	1,1,2-Trichloroethane	0.19	U	1.0	0.19
71-43-2	Benzene	0.080	U	1.0	0.080
10061-02-6	trans-1,3-Dichloropropene	0.24	U	1.0	0.24
75-25-2	Bromoform	0.19	U	1.0	0.19
108-10-1	4-Methyl-2-pentanone	0.99	U	5.0	0.99
591-78-6	2-Hexanone	0.50	U	5.0	0.50
127-18-4	Tetrachloroethene	0.13	J	1.0	0.10
79-34-5	1,1,2,2-Tetrachloroethane	0.16	U	1.0	0.16
108-88-3	Toluene	0.40	J	1.0	0.15
108-90-7	Chlorobenzene	0.11	U	1.0	0.11
100-41-4	Ethylbenzene	0.10	U	1.0	0.10
100-42-5	Styrene	0.12	U	1.0	0.12
1330-20-7	Xylenes, Total	0.13	U	2.0	0.13

FORM I
GC/MS VOA ORGANICS ANALYSIS DATA SHEET

Lab Name: TestAmerica Edison Job No.: 460-69667-1

SDG No.:

Client Sample ID: MW-1S-B Lab Sample ID: 460-69667-6

Matrix: Water Lab File ID: R11797.D

Analysis Method: 8260B Date Collected: 01/14/2014 12:30

Sample wt/vol: 5(mL) Date Analyzed: 01/16/2014 00:20

Soil Aliquot Vol: Dilution Factor: 1

Soil Extract Vol.: GC Column: Rtx-624 ID: 0.25(mm)

% Moisture: Level: (low/med) Low

Analysis Batch No.: 202761 Units: ug/L

CAS NO.	SURROGATE	%REC	Q	LIMITS
17060-07-0	1,2-Dichloroethane-d4 (Surr)	107		70-130
460-00-4	Bromofluorobenzene	91		70-130
2037-26-5	Toluene-d8 (Surr)	100		70-130
1868-53-7	Dibromofluoromethane (Surr)	98		70-130

FORM I
GC/MS VOA ORGANICS ANALYSIS DATA SHEET
TENTATIVELY IDENTIFIED COMPOUNDS

Lab Name: TestAmerica Edison Job No.: 460-69667-1

SDG No.:

Client Sample ID: MW-1S-B Lab Sample ID: 460-69667-6

Matrix: Water Lab File ID: R11797.D

Analysis Method: 8260B Date Collected: 01/14/2014 12:30

Sample wt/vol: 5(mL) Date Analyzed: 01/16/2014 00:20

Soil Aliquot Vol: Dilution Factor: 1

Soil Extract Vol.: GC Column: Rtx-624 ID: 0.25(mm)

% Moisture: Level: (low/med) Low

Analysis Batch No.: 202761 Units: ug/L

Number TICs Found: 0 TIC Result Total: 0

CAS NO.	COMPOUND NAME	RT	RESULT	Q
	Tentatively Identified Compound		None	

TestAmerica Edison
Target Compound Quantitation Report

Data File: \\EDICHROM\ChromData\CVOAMS10\20140115-8878.b\R11797.D
Lims ID: 460-69667-A-6 Lab Sample ID: 460-69667-6
Client ID: MW-1S-B
Sample Type: Client
Inject. Date: 16-Jan-2014 00:20:30 ALS Bottle#: 36 Worklist Smp#: 16
Purge Vol: 5.000 mL Dil. Factor: 1.0000
Sample Info: 460-69667-A-6
Misc. Info.: 460-0008878-016
Operator ID: Instrument ID: CVOAMS10

Method: \\EDICHROM\ChromData\CVOAMS10\20140115-8878.b\8260_W10.m
Limit Group: VOA - 8260B Water and Solid
Last Update: 20-Jan-2014 18:43:57 Calib Date: 21-Dec-2013 02:14:30
Integrator: RTE ID Type: Deconvolution ID
Quant Method: Internal Standard Quant By: Initial Calibration
Last ICal File: \\EDICHROM\ChromData\CVOAMS10\20131220-8090.b\R10775.D

Column 1 : Rtx-624 (0.25 mm) Detector MS SCAN
Process Host: XAWRK008

First Level Reviewer: desais Date: 16-Jan-2014 08:33:58

Compound	Sig	RT (min.)	Exp RT (min.)	Dlt RT (min.)	Q	Response	On-Col Amt ug/l	Flags
* 151 TBA-d9 (IS)	65	2.973	2.973	0.0	38	241977	1000.0	
47 Chloroform	83	4.319	4.319	0.0	90	6417	0.9893	
$ 152 Dibromofluoromethane (Surr)	113	4.472	4.472	0.0	91	145768	49.2	
$ 54 1,2-Dichloroethane-d4 (Surr)	65	4.818	4.813	0.006	96	177970	53.7	
* 59 Fluorobenzene	96	5.083	5.083	0.0	99	629943	50.0	
61 Trichloroethene	95	5.435	5.429	0.006	93	9416	2.48	
* 150 1,4-Dioxane-d8	96	5.776	5.776	0.0	49	16823	1000.0	
$ 76 Toluene-d8 (Surr)	98	6.728	6.728	0.0	98	594964	50.0	
77 Toluene	91	6.804	6.804	0.0	90	6240	0.4007	
80 Tetrachloroethene	166	7.410	7.410	0.0	57	415	0.1274	
* 87 Chlorobenzene-d5	117	8.497	8.496	0.001	86	453479	50.0	
$ 99 4-Bromofluorobenzene	174	9.860	9.860	0.0	89	167981	45.6	
* 116 1,4-Dichlorobenzene-d4	152	10.764	10.764	0.0	95	223867	50.0	

Report Date: 20-Jan-2014 18:44:22 Chrom Revision: 2.1 15-Oct-2013 07:52:24

TestAmerica Edison

Data File: \\EDICHROM\ChromData\CVOAMS10\20140115-8878.b\R11797.D

Injection Date:	16-Jan-2014 00:20:30	Instrument ID:	CVOAMS10	Operator ID:	
Lims ID:	460-69667-A-6	Lab Sample ID:	460-69667-6	Worklist Smp#:	16
Client ID:	MW-1S-B				
Purge Vol:	5.000 mL	Dil. Factor:	1.0000	ALS Bottle#:	36
Method:	8260_W10	Limit Group:	VOA - 8260B Water and Solid		

Column: Rtx-624 (0.25 mm)

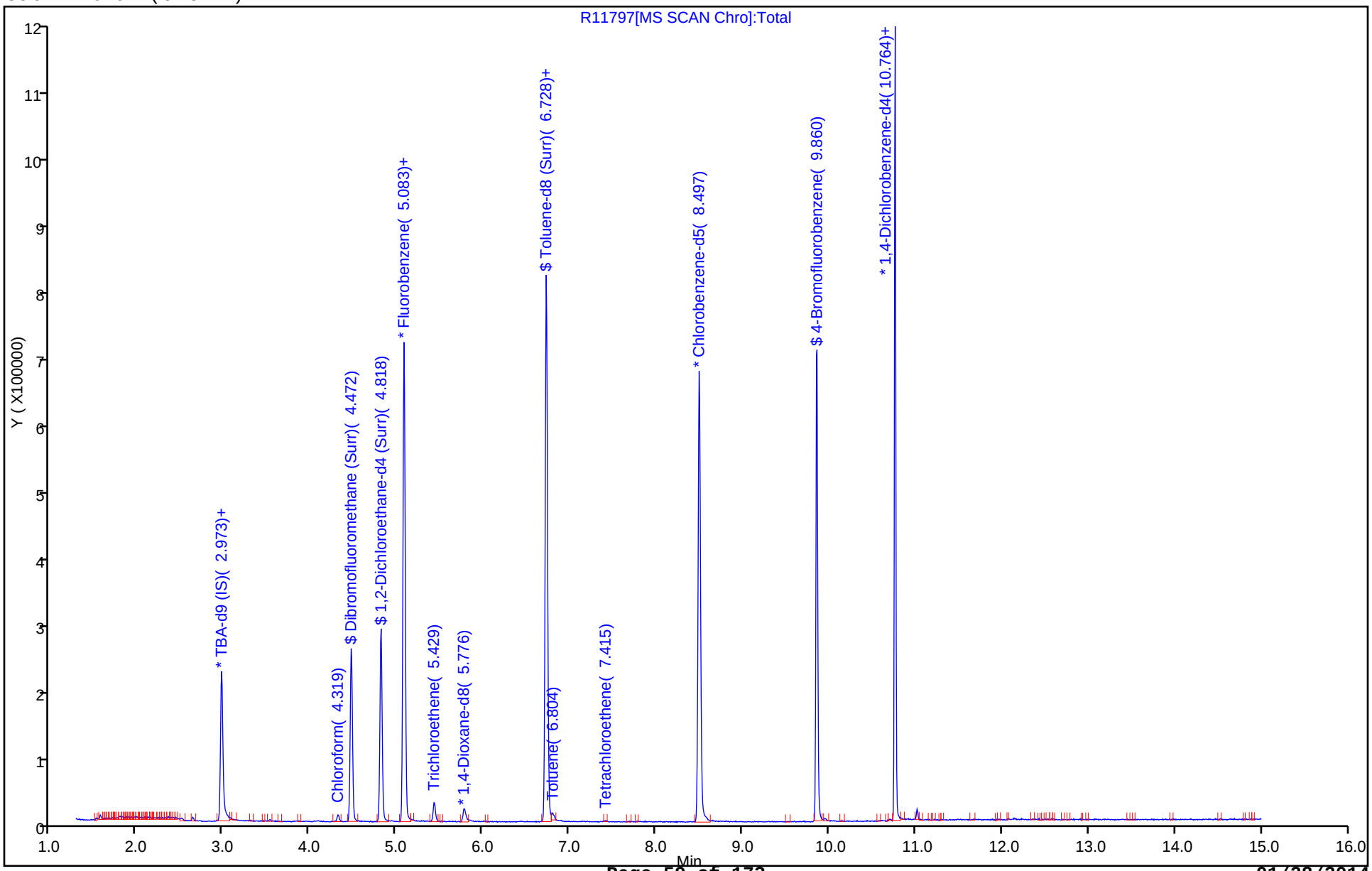

Report Date: 20-Jan-2014 18:44:22 Chrom Revision: 2.1 15-Oct-2013 07:52:24

TestAmerica Edison

Data File: \\EDICHROM\ChromData\CVOAMS10\20140115-8878.b\R11797.D

Injection Date:	16-Jan-2014 00:20:30	Instrument ID:	CVOAMS10		
Lims ID:	460-69667-A-6	Lab Sample ID:	460-69667-6		
Client ID:	MW-1S-B				
Operator ID:		ALS Bottle#:	36	Worklist Smp#:	16
Purge Vol:	5.000 mL	Dil. Factor:	1.0000		
Method:	8260_W10	Limit Group:	VOA - 8260B Water and Solid		
Column:	Rtx-624 (0.25 mm)	Detector	MS SCAN		

47 Chloroform, CAS: 67-66-3

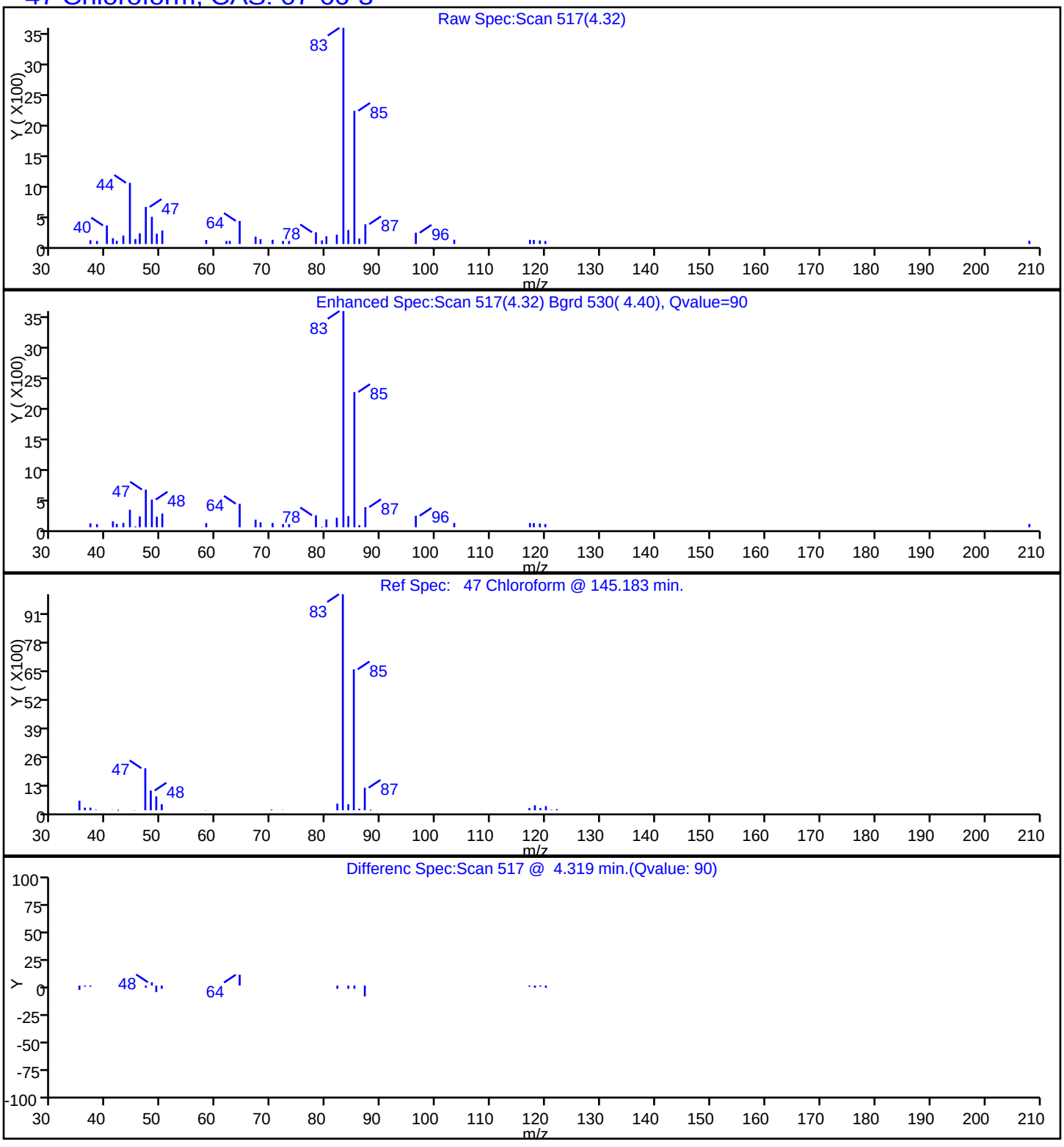

Report Date: 20-Jan-2014 18:44:22 Chrom Revision: 2.1 15-Oct-2013 07:52:24

TestAmerica Edison

Data File: \\EDICHROM\ChromData\CVOAMS10\20140115-8878.b\R11797.D

Injection Date:	16-Jan-2014 00:20:30	Instrument ID:	CVOAMS10		
Lims ID:	460-69667-A-6	Lab Sample ID:	460-69667-6		
Client ID:	MW-1S-B				
Operator ID:		ALS Bottle#:	36	Worklist Smp#:	16
Purge Vol:	5.000 mL	Dil. Factor:	1.0000		
Method:	8260_W10	Limit Group:	VOA - 8260B Water and Solid		
Column:	Rtx-624 (0.25 mm)	Detector	MS SCAN		

61 Trichloroethene, CAS: 79-01-6

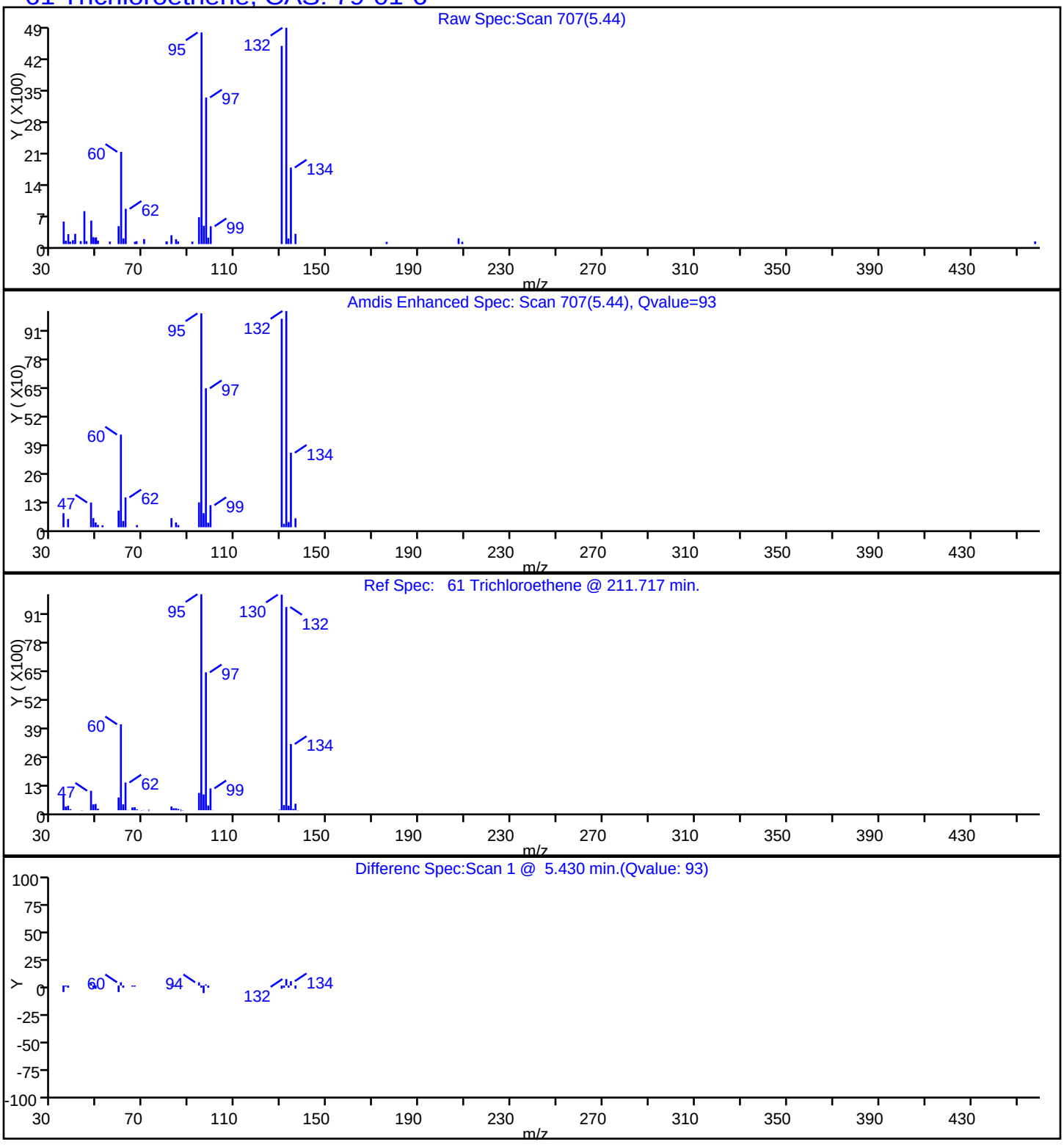

Report Date: 20-Jan-2014 18:44:22 Chrom Revision: 2.1 15-Oct-2013 07:52:24

TestAmerica Edison

Data File: \\EDICHROM\ChromData\CVOAMS10\20140115-8878.b\R11797.D

Injection Date:	16-Jan-2014 00:20:30	Instrument ID:	CVOAMS10		
Lims ID:	460-69667-A-6	Lab Sample ID:	460-69667-6		
Client ID:	MW-1S-B				
Operator ID:		ALS Bottle#:	36	Worklist Smp#:	16
Purge Vol:	5.000 mL	Dil. Factor:	1.0000		
Method:	8260_W10	Limit Group:	VOA - 8260B Water and Solid		
Column:	Rtx-624 (0.25 mm)	Detector	MS SCAN		

80 Tetrachloroethene, CAS: 127-18-4

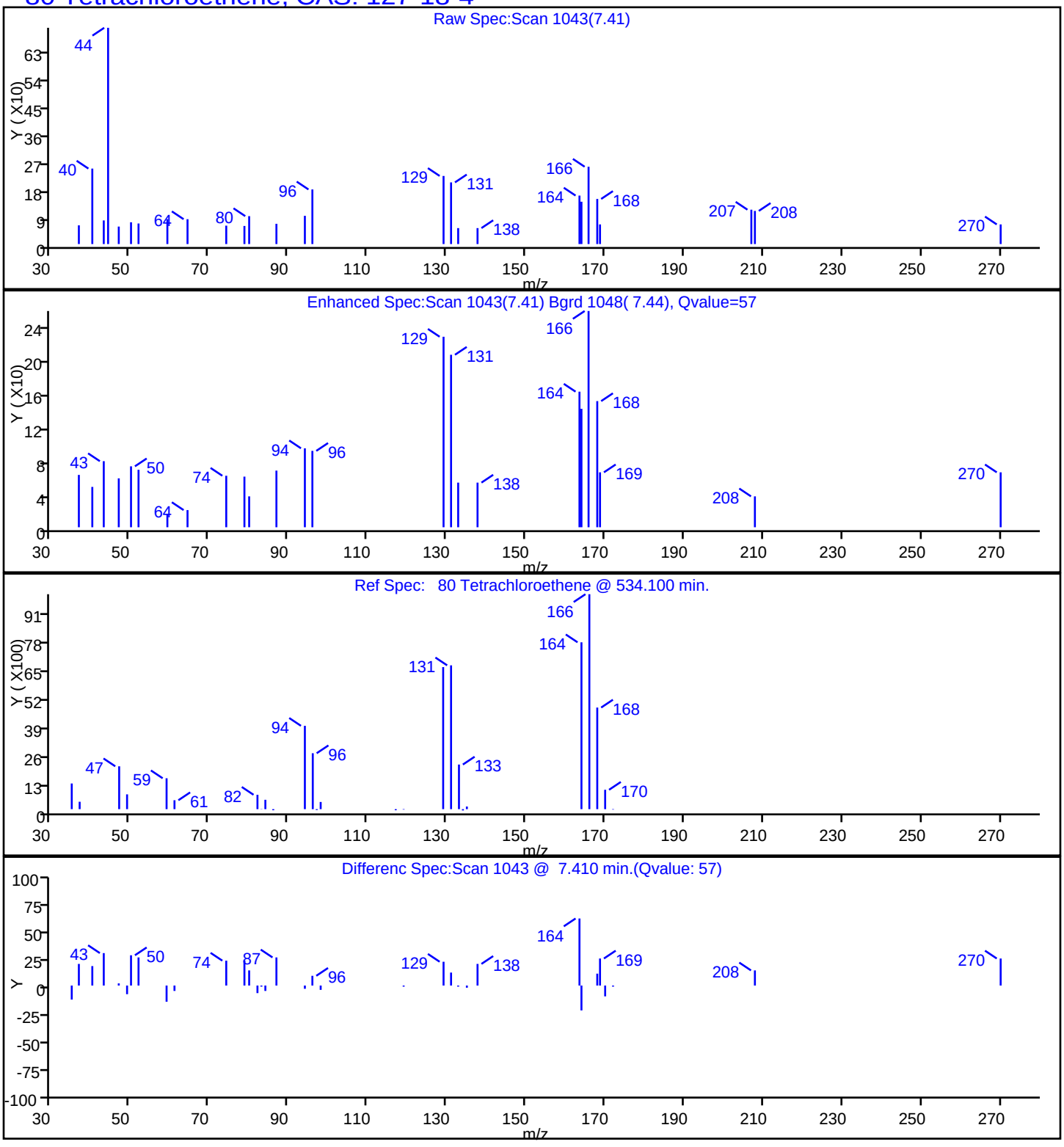

Report Date: 20-Jan-2014 18:44:22 Chrom Revision: 2.1 15-Oct-2013 07:52:24

TestAmerica Edison

Data File: \\EDICHROM\ChromData\CVOAMS10\20140115-8878.b\R11797.D

Injection Date:	16-Jan-2014 00:20:30	Instrument ID:	CVOAMS10		
Lims ID:	460-69667-A-6	Lab Sample ID:	460-69667-6		
Client ID:	MW-1S-B				
Operator ID:		ALS Bottle#:	36	Worklist Smp#:	16
Purge Vol:	5.000 mL	Dil. Factor:	1.0000		
Method:	8260_W10	Limit Group:	VOA - 8260B Water and Solid		
Column:	Rtx-624 (0.25 mm)	Detector	MS SCAN		

77 Toluene, CAS: 108-88-3

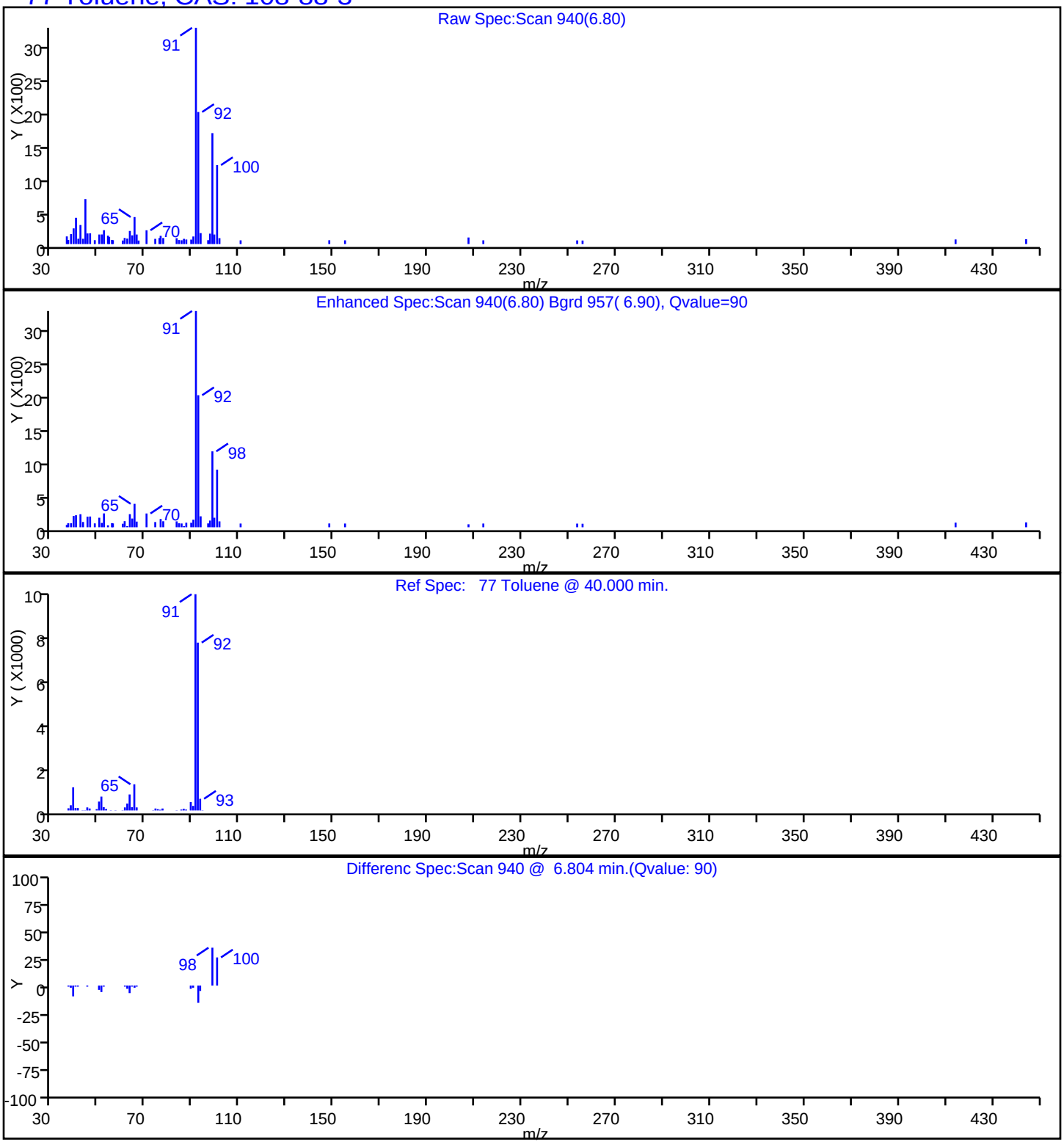

FORM I
GC/MS VOA ORGANICS ANALYSIS DATA SHEET

Lab Name: TestAmerica Edison Job No.: 460-69667-1

SDG No.:

Client Sample ID: MW-1I-B Lab Sample ID: 460-69667-8

Matrix: Water Lab File ID: R11799.D

Analysis Method: 8260B Date Collected: 01/14/2014 12:55

Sample wt/vol: 5(mL) Date Analyzed: 01/16/2014 01:11

Soil Aliquot Vol: Dilution Factor: 1

Soil Extract Vol.: GC Column: Rtx-624 ID: 0.25(mm)

% Moisture: Level: (low/med) Low

Analysis Batch No.: 202761 Units: ug/L

CAS NO.	COMPOUND NAME	RESULT	Q	RL	MDL
74-87-3	Chloromethane	0.10	U	1.0	0.10
74-83-9	Bromomethane	0.18	U	1.0	0.18
75-01-4	Vinyl chloride	0.14	U	1.0	0.14
75-00-3	Chloroethane	0.17	U	1.0	0.17
75-09-2	Methylene Chloride	0.18	U	1.0	0.18
67-64-1	Acetone	2.7	U	5.0	2.7
75-15-0	Carbon disulfide	0.13	U	1.0	0.13
75-35-4	1,1-Dichloroethene	0.090	U	1.0	0.090
75-34-3	1,1-Dichloroethane	0.13	U	1.0	0.13
156-60-5	trans-1,2-Dichloroethene	0.13	U	1.0	0.13
156-59-2	cis-1,2-Dichloroethene	0.74	J	1.0	0.18
67-66-3	Chloroform	0.29	J	1.0	0.080
107-06-2	1,2-Dichloroethane	0.19	U	1.0	0.19
78-93-3	2-Butanone	2.3	U	5.0	2.3
71-55-6	1,1,1-Trichloroethane	0.060	U	1.0	0.060
56-23-5	Carbon tetrachloride	0.060	U	1.0	0.060
75-27-4	Bromodichloromethane	0.12	U	1.0	0.12
78-87-5	1,2-Dichloropropane	0.090	U	1.0	0.090
10061-01-5	cis-1,3-Dichloropropene	0.18	U	1.0	0.18
79-01-6	Trichloroethene	88		1.0	0.090
124-48-1	Dibromochloromethane	0.20	U	1.0	0.20
79-00-5	1,1,2-Trichloroethane	0.19	U	1.0	0.19
71-43-2	Benzene	0.080	U	1.0	0.080
10061-02-6	trans-1,3-Dichloropropene	0.24	U	1.0	0.24
75-25-2	Bromoform	0.19	U	1.0	0.19
108-10-1	4-Methyl-2-pentanone	0.99	U	5.0	0.99
591-78-6	2-Hexanone	0.50	U	5.0	0.50
127-18-4	Tetrachloroethene	0.29	J	1.0	0.10
79-34-5	1,1,2,2-Tetrachloroethane	0.16	U	1.0	0.16
108-88-3	Toluene	0.15	U	1.0	0.15
108-90-7	Chlorobenzene	0.11	U	1.0	0.11
100-41-4	Ethylbenzene	0.10	U	1.0	0.10
100-42-5	Styrene	0.12	U	1.0	0.12
1330-20-7	Xylenes, Total	0.13	U	2.0	0.13

FORM I
GC/MS VOA ORGANICS ANALYSIS DATA SHEET

Lab Name: TestAmerica Edison Job No.: 460-69667-1

SDG No.:

Client Sample ID: MW-1I-B Lab Sample ID: 460-69667-8

Matrix: Water Lab File ID: R11799.D

Analysis Method: 8260B Date Collected: 01/14/2014 12:55

Sample wt/vol: 5(mL) Date Analyzed: 01/16/2014 01:11

Soil Aliquot Vol: Dilution Factor: 1

Soil Extract Vol.: GC Column: Rtx-624 ID: 0.25(mm)

% Moisture: Level: (low/med) Low

Analysis Batch No.: 202761 Units: ug/L

CAS NO.	SURROGATE	%REC	Q	LIMITS
17060-07-0	1,2-Dichloroethane-d4 (Surr)	109		70-130
460-00-4	Bromofluorobenzene	93		70-130
2037-26-5	Toluene-d8 (Surr)	100		70-130
1868-53-7	Dibromofluoromethane (Surr)	99		70-130

FORM I
GC/MS VOA ORGANICS ANALYSIS DATA SHEET
TENTATIVELY IDENTIFIED COMPOUNDS

Lab Name: TestAmerica Edison Job No.: 460-69667-1

SDG No.:

Client Sample ID: MW-1I-B Lab Sample ID: 460-69667-8

Matrix: Water Lab File ID: R11799.D

Analysis Method: 8260B Date Collected: 01/14/2014 12:55

Sample wt/vol: 5(mL) Date Analyzed: 01/16/2014 01:11

Soil Aliquot Vol: Dilution Factor: 1

Soil Extract Vol.: GC Column: Rtx-624 ID: 0.25(mm)

% Moisture: Level: (low/med) Low

Analysis Batch No.: 202761 Units: ug/L

Number TICs Found: 0 TIC Result Total: 0

CAS NO.	COMPOUND NAME	RT	RESULT	Q
	Tentatively Identified Compound		None	

TestAmerica Edison
Target Compound Quantitation Report

Data File: \\EDICHROM\ChromData\CVOAMS10\20140115-8878.b\R11799.D
Lims ID: 460-69667-A-8 Lab Sample ID: 460-69667-8
Client ID: MW-1I-B
Sample Type: Client
Inject. Date: 16-Jan-2014 01:11:30 ALS Bottle#: 38 Worklist Smp#: 18
Purge Vol: 5.000 mL Dil. Factor: 1.0000
Sample Info: 460-69667-A-8
Misc. Info.: 460-0008878-018
Operator ID: Instrument ID: CVOAMS10

Method: \\EDICHROM\ChromData\CVOAMS10\20140115-8878.b\8260_W10.m
Limit Group: VOA - 8260B Water and Solid
Last Update: 20-Jan-2014 18:45:42 Calib Date: 21-Dec-2013 02:14:30
Integrator: RTE ID Type: Deconvolution ID
Quant Method: Internal Standard Quant By: Initial Calibration
Last ICal File: \\EDICHROM\ChromData\CVOAMS10\20131220-8090.b\R10775.D

Column 1 : Rtx-624 (0.25 mm) Detector MS SCAN
Process Host: XAWRK008

First Level Reviewer: desais Date: 16-Jan-2014 08:34:44

Compound	Sig	RT (min.)	Exp RT (min.)	Dlt RT (min.)	Q	Response	On-Col Amt ug/l	Flags
* 151 TBA-d9 (IS)	65	2.974	2.973	0.001	46	252154	1000.0	
42 cis-1,2-Dichloroethene	96	4.049	4.049	0.0	94	3174	0.7359	
47 Chloroform	83	4.319	4.319	0.0	72	1875	0.2869	
$ 152 Dibromofluoromethane (Surr)	113	4.472	4.472	0.0	91	147032	49.3	
$ 54 1,2-Dichloroethane-d4 (Surr)	65	4.818	4.813	0.006	97	181879	54.5	
* 59 Fluorobenzene	96	5.083	5.083	0.0	99	634796	50.0	
61 Trichloroethene	95	5.430	5.429	0.001	98	334641	87.5	
* 150 1,4-Dioxane-d8	96	5.776	5.776	0.0	51	19171	1000.0	
$ 76 Toluene-d8 (Surr)	98	6.728	6.728	0.0	99	605164	50.0	
80 Tetrachloroethene	166	7.404	7.410	-0.006	65	976	0.2946	
* 87 Chlorobenzene-d5	117	8.497	8.496	0.001	82	461317	50.0	
$ 99 4-Bromofluorobenzene	174	9.860	9.860	0.0	89	173443	46.3	
* 116 1,4-Dichlorobenzene-d4	152	10.765	10.764	0.001	93	223918	50.0	

Report Date: 20-Jan-2014 18:46:06 Chrom Revision: 2.1 15-Oct-2013 07:52:24

TestAmerica Edison

Data File: \\EDICHROM\ChromData\CVOAMS10\20140115-8878.b\R11799.D

Injection Date:	16-Jan-2014 01:11:30	Instrument ID:	CVOAMS10	Operator ID:	
Lims ID:	460-69667-A-8	Lab Sample ID:	460-69667-8	Worklist Smp#:	18
Client ID:	MW-1I-B				
Purge Vol:	5.000 mL	Dil. Factor:	1.0000	ALS Bottle#:	38
Method:	8260_W10	Limit Group:	VOA - 8260B Water and Solid		

Column: Rtx-624 (0.25 mm)

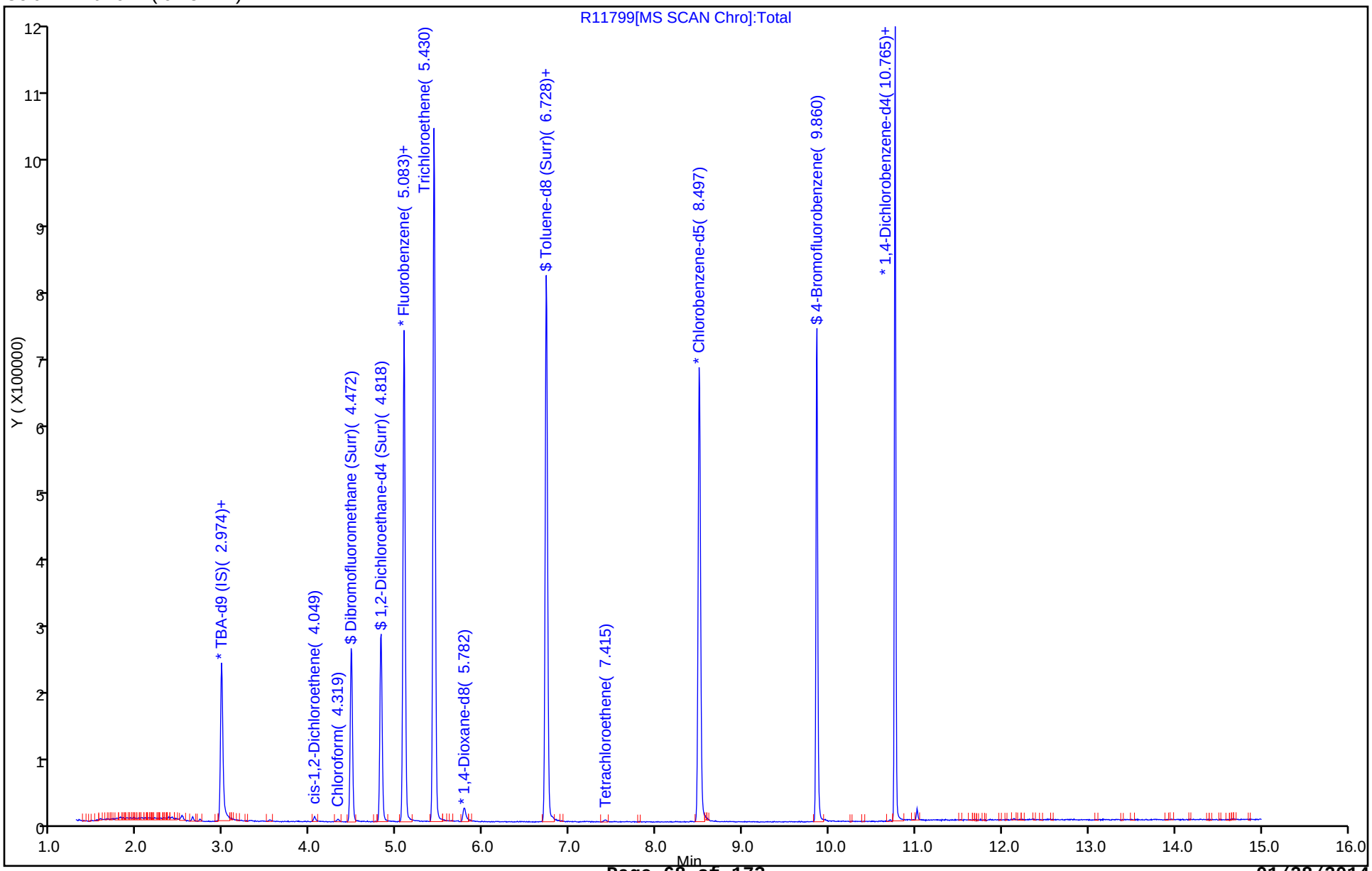

Report Date: 20-Jan-2014 18:46:06 Chrom Revision: 2.1 15-Oct-2013 07:52:24

TestAmerica Edison

Data File: \\EDICHROM\ChromData\CVOAMS10\20140115-8878.b\R11799.D

Injection Date:	16-Jan-2014 01:11:30	Instrument ID:	CVOAMS10		
Lims ID:	460-69667-A-8	Lab Sample ID:	460-69667-8		
Client ID:	MW-1I-B				
Operator ID:		ALS Bottle#:	38	Worklist Smp#:	18
Purge Vol:	5.000 mL	Dil. Factor:	1.0000		
Method:	8260_W10	Limit Group:	VOA - 8260B Water and Solid		
Column:	Rtx-624 (0.25 mm)	Detector	MS SCAN		

42 cis-1,2-Dichloroethene, CAS: 156-59-2

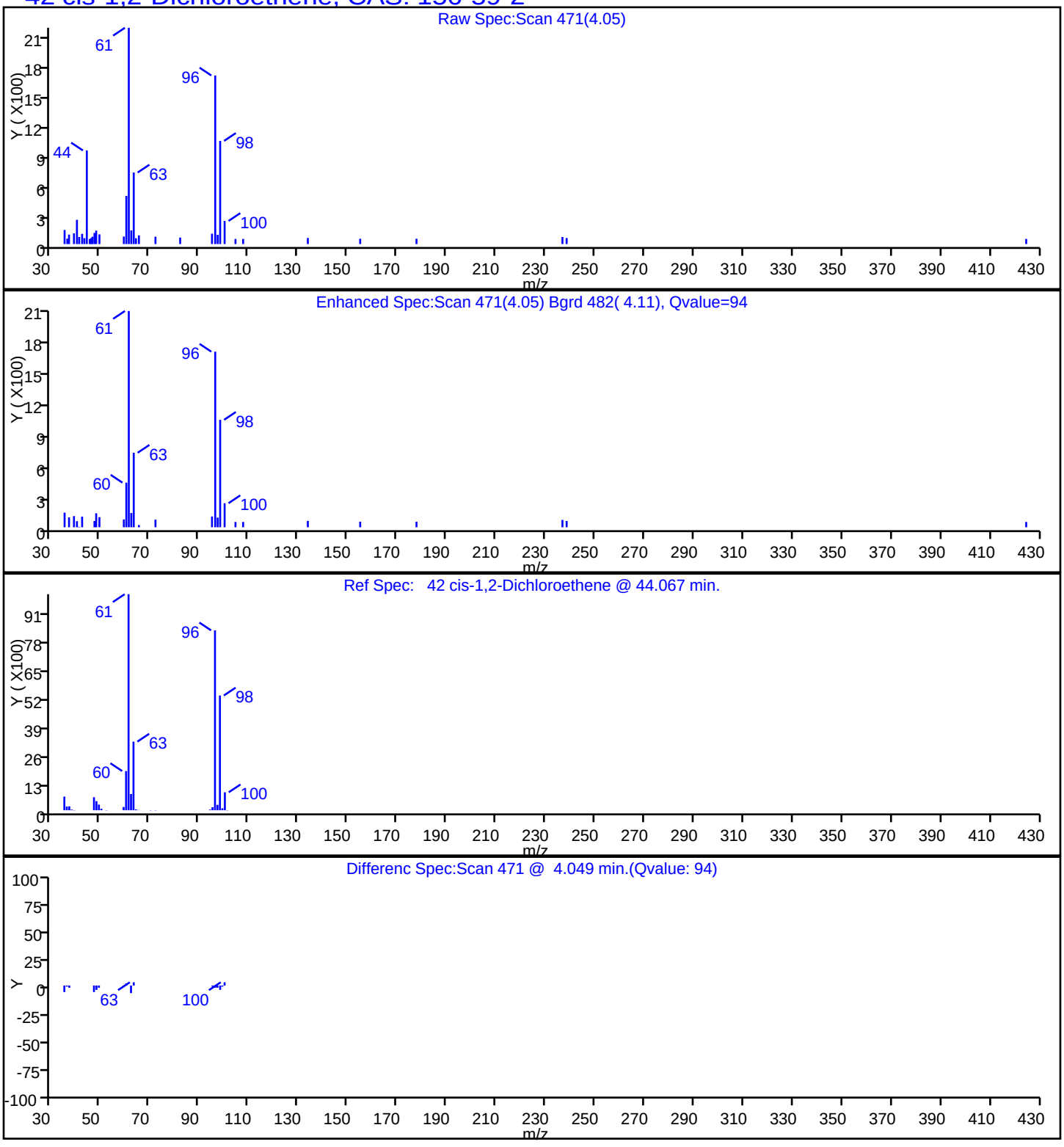

Report Date: 20-Jan-2014 18:46:06 Chrom Revision: 2.1 15-Oct-2013 07:52:24

TestAmerica Edison

Data File: \\EDICHROM\ChromData\CVOAMS10\20140115-8878.b\R11799.D

Injection Date:	16-Jan-2014 01:11:30	Instrument ID:	CVOAMS10		
Lims ID:	460-69667-A-8	Lab Sample ID:	460-69667-8		
Client ID:	MW-1I-B				
Operator ID:		ALS Bottle#:	38	Worklist Smp#:	18
Purge Vol:	5.000 mL	Dil. Factor:	1.0000		
Method:	8260_W10	Limit Group:	VOA - 8260B Water and Solid		
Column:	Rtx-624 (0.25 mm)	Detector	MS SCAN		

47 Chloroform, CAS: 67-66-3

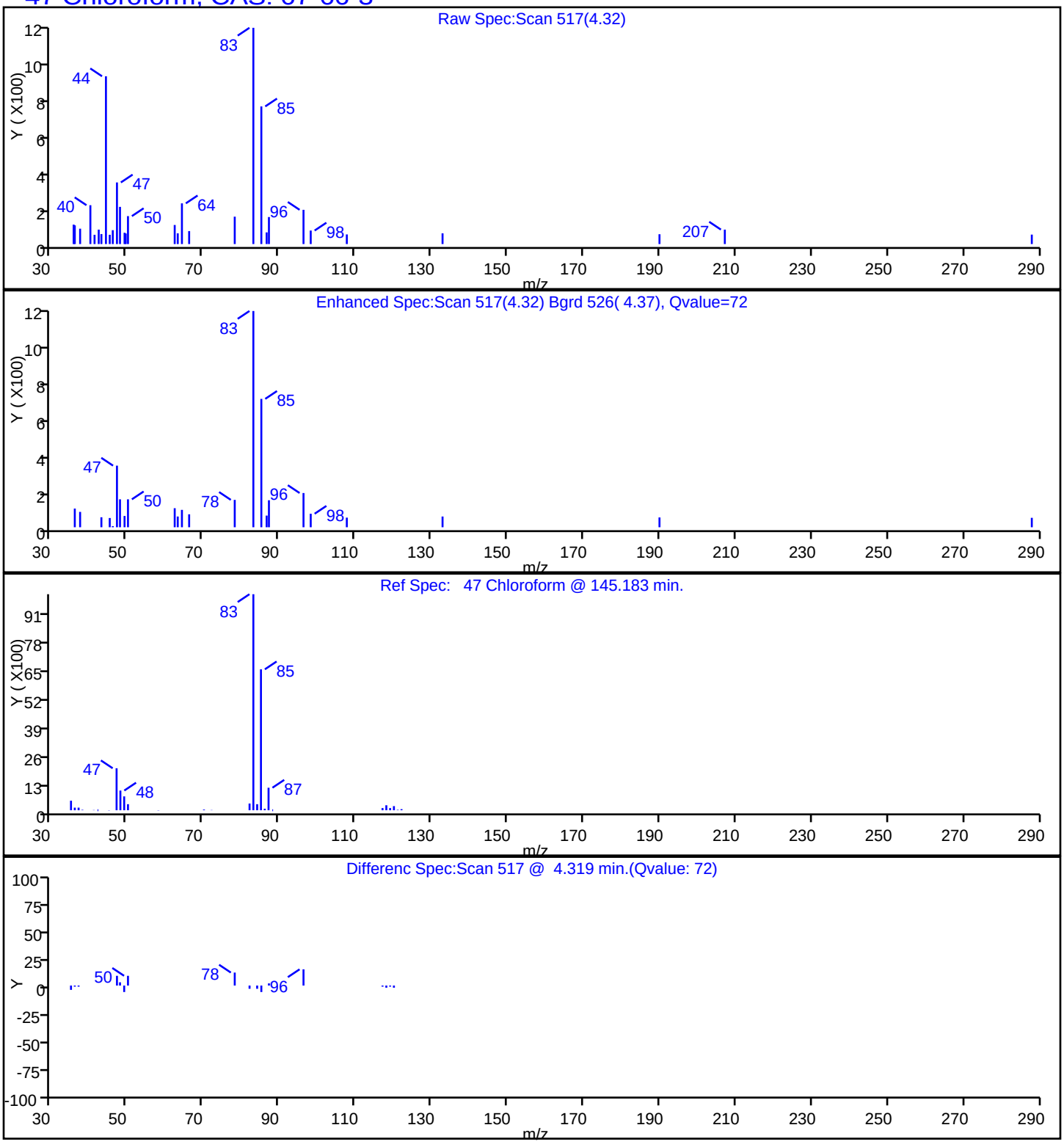

Report Date: 20-Jan-2014 18:46:06 Chrom Revision: 2.1 15-Oct-2013 07:52:24

TestAmerica Edison

Data File: \\EDICHROM\ChromData\CVOAMS10\20140115-8878.b\R11799.D

Injection Date:	16-Jan-2014 01:11:30	Instrument ID:	CVOAMS10		
Lims ID:	460-69667-A-8	Lab Sample ID:	460-69667-8		
Client ID:	MW-1I-B				
Operator ID:		ALS Bottle#:	38	Worklist Smp#:	18
Purge Vol:	5.000 mL	Dil. Factor:	1.0000		
Method:	8260_W10	Limit Group:	VOA - 8260B Water and Solid		
Column:	Rtx-624 (0.25 mm)	Detector	MS SCAN		

61 Trichloroethene, CAS: 79-01-6

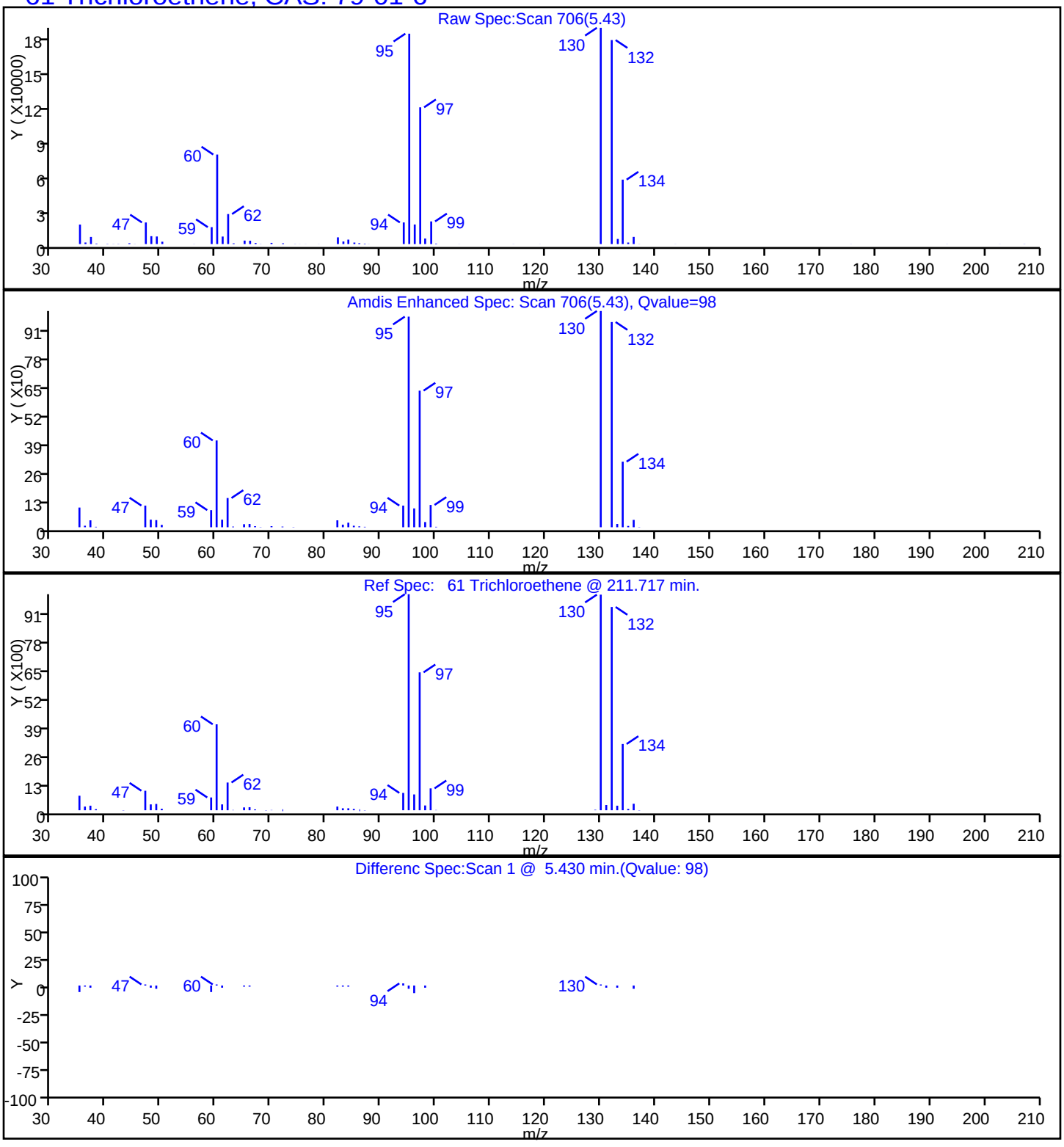

Report Date: 20-Jan-2014 18:46:06 Chrom Revision: 2.1 15-Oct-2013 07:52:24

TestAmerica Edison

Data File: \\EDICHROM\ChromData\CVOAMS10\20140115-8878.b\R11799.D

Injection Date:	16-Jan-2014 01:11:30	Instrument ID:	CVOAMS10		
Lims ID:	460-69667-A-8	Lab Sample ID:	460-69667-8		
Client ID:	MW-1I-B				
Operator ID:		ALS Bottle#:	38	Worklist Smp#:	18
Purge Vol:	5.000 mL	Dil. Factor:	1.0000		
Method:	8260_W10	Limit Group:	VOA - 8260B Water and Solid		
Column:	Rtx-624 (0.25 mm)	Detector	MS SCAN		

80 Tetrachloroethene, CAS: 127-18-4

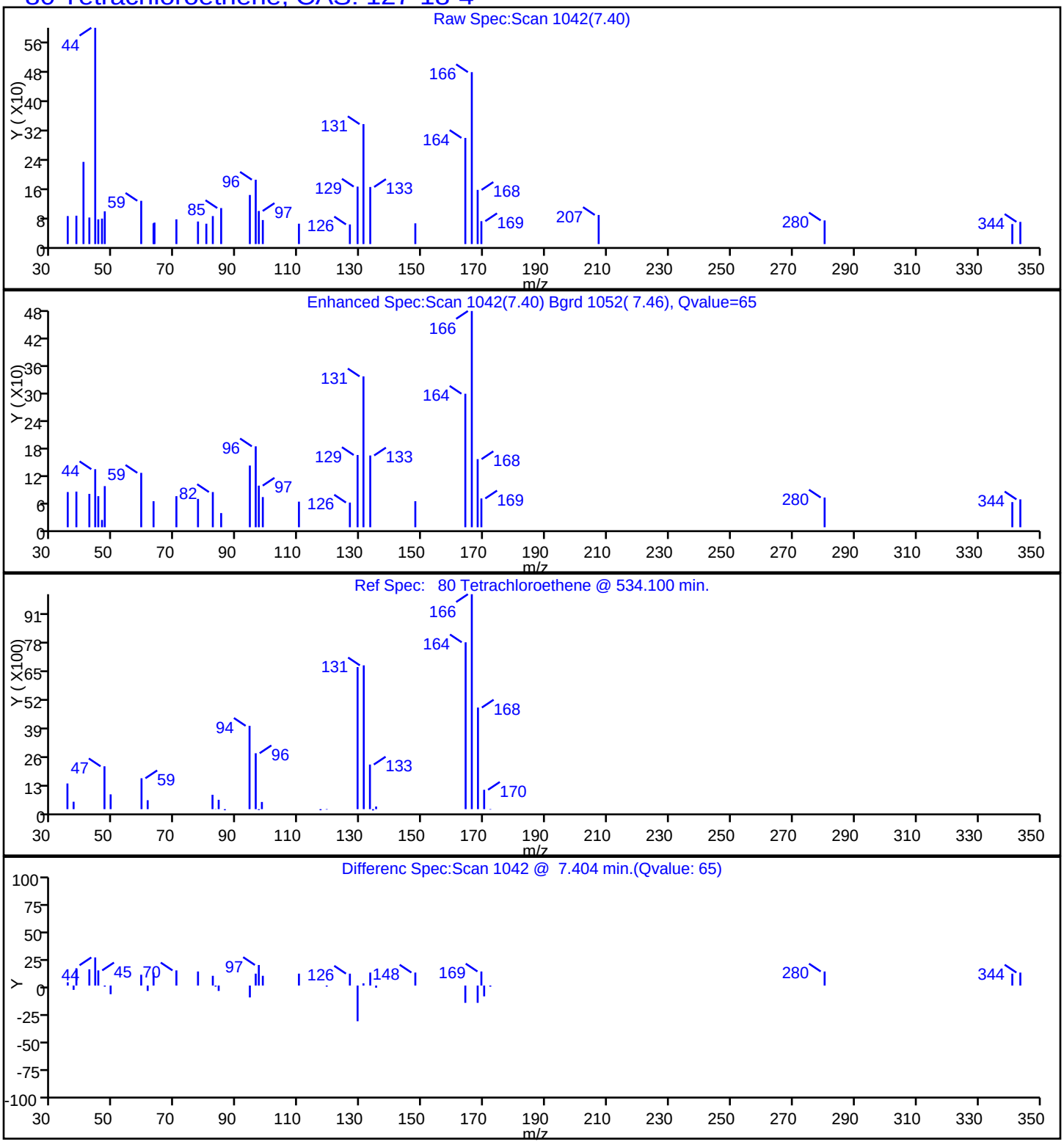

FORM I
GC/MS VOA ORGANICS ANALYSIS DATA SHEET

Lab Name: TestAmerica Edison | Job No.: 460-69667-1

SDG No.:

Client Sample ID: DUP-02-011414 | Lab Sample ID: 460-69667-9

Matrix: Water | Lab File ID: R11800.D

Analysis Method: 8260B | Date Collected: 01/14/2014 13:30

Sample wt/vol: 5(mL) | Date Analyzed: 01/16/2014 01:36

Soil Aliquot Vol: | Dilution Factor: 1

Soil Extract Vol.: | GC Column: Rtx-624 ID: 0.25(mm)

% Moisture: | Level: (low/med) Low

Analysis Batch No.: 202761 | Units: ug/L

CAS NO.	COMPOUND NAME	RESULT	Q	RL	MDL
74-87-3	Chloromethane	0.10	U	1.0	0.10
74-83-9	Bromomethane	0.18	U	1.0	0.18
75-01-4	Vinyl chloride	0.14	U	1.0	0.14
75-00-3	Chloroethane	0.17	U	1.0	0.17
75-09-2	Methylene Chloride	0.18	U	1.0	0.18
67-64-1	Acetone	2.7	U	5.0	2.7
75-15-0	Carbon disulfide	0.13	U	1.0	0.13
75-35-4	1,1-Dichloroethene	0.090	U	1.0	0.090
75-34-3	1,1-Dichloroethane	0.13	U	1.0	0.13
156-60-5	trans-1,2-Dichloroethene	0.13	U	1.0	0.13
156-59-2	cis-1,2-Dichloroethene	0.78	J	1.0	0.18
67-66-3	Chloroform	0.34	J	1.0	0.080
107-06-2	1,2-Dichloroethane	0.19	U	1.0	0.19
78-93-3	2-Butanone	2.3	U	5.0	2.3
71-55-6	1,1,1-Trichloroethane	0.060	U	1.0	0.060
56-23-5	Carbon tetrachloride	0.060	U	1.0	0.060
75-27-4	Bromodichloromethane	0.12	U	1.0	0.12
78-87-5	1,2-Dichloropropane	0.090	U	1.0	0.090
10061-01-5	cis-1,3-Dichloropropene	0.18	U	1.0	0.18
79-01-6	Trichloroethene	100		1.0	0.090
124-48-1	Dibromochloromethane	0.20	U	1.0	0.20
79-00-5	1,1,2-Trichloroethane	0.19	U	1.0	0.19
71-43-2	Benzene	0.080	U	1.0	0.080
10061-02-6	trans-1,3-Dichloropropene	0.24	U	1.0	0.24
75-25-2	Bromoform	0.19	U	1.0	0.19
108-10-1	4-Methyl-2-pentanone	0.99	U	5.0	0.99
591-78-6	2-Hexanone	0.50	U	5.0	0.50
127-18-4	Tetrachloroethene	0.26	J	1.0	0.10
79-34-5	1,1,2,2-Tetrachloroethane	0.16	U	1.0	0.16
108-88-3	Toluene	0.15	U	1.0	0.15
108-90-7	Chlorobenzene	0.11	U	1.0	0.11
100-41-4	Ethylbenzene	0.10	U	1.0	0.10
100-42-5	Styrene	0.12	U	1.0	0.12
1330-20-7	Xylenes, Total	0.13	U	2.0	0.13

FORM I
GC/MS VOA ORGANICS ANALYSIS DATA SHEET

Lab Name: TestAmerica Edison Job No.: 460-69667-1

SDG No.:

Client Sample ID: DUP-02-011414 Lab Sample ID: 460-69667-9

Matrix: Water Lab File ID: R11800.D

Analysis Method: 8260B Date Collected: 01/14/2014 13:30

Sample wt/vol: 5(mL) Date Analyzed: 01/16/2014 01:36

Soil Aliquot Vol: Dilution Factor: 1

Soil Extract Vol.: GC Column: Rtx-624 ID: 0.25(mm)

% Moisture: Level: (low/med) Low

Analysis Batch No.: 202761 Units: ug/L

CAS NO.	SURROGATE	%REC	Q	LIMITS
17060-07-0	1,2-Dichloroethane-d4 (Surr)	108		70-130
460-00-4	Bromofluorobenzene	92		70-130
2037-26-5	Toluene-d8 (Surr)	101		70-130
1868-53-7	Dibromofluoromethane (Surr)	100		70-130

FORM I
GC/MS VOA ORGANICS ANALYSIS DATA SHEET
TENTATIVELY IDENTIFIED COMPOUNDS

Lab Name: TestAmerica Edison Job No.: 460-69667-1

SDG No.:

Client Sample ID: DUP-02-011414 Lab Sample ID: 460-69667-9

Matrix: Water Lab File ID: R11800.D

Analysis Method: 8260B Date Collected: 01/14/2014 13:30

Sample wt/vol: 5(mL) Date Analyzed: 01/16/2014 01:36

Soil Aliquot Vol: Dilution Factor: 1

Soil Extract Vol.: GC Column: Rtx-624 ID: 0.25(mm)

% Moisture: Level: (low/med) Low

Analysis Batch No.: 202761 Units: ug/L

Number TICs Found: 0 TIC Result Total: 0

CAS NO.	COMPOUND NAME	RT	RESULT	Q
	Tentatively Identified Compound		None	

TestAmerica Edison
Target Compound Quantitation Report

Data File: \\EDICHROM\ChromData\CVOAMS10\20140115-8878.b\R11800.D
Lims ID: 460-69667-A-9 Lab Sample ID: 460-69667-9
Client ID: DUP-02-011414
Sample Type: Client
Inject. Date: 16-Jan-2014 01:36:30 ALS Bottle#: 39 Worklist Smp#: 19
Purge Vol: 5.000 mL Dil. Factor: 1.0000
Sample Info: 460-69667-A-9
Misc. Info.: 460-0008878-019
Operator ID: Instrument ID: CVOAMS10

Method: \\EDICHROM\ChromData\CVOAMS10\20140115-8878.b\8260_W10.m
Limit Group: VOA - 8260B Water and Solid
Last Update: 20-Jan-2014 18:46:24 Calib Date: 21-Dec-2013 02:14:30
Integrator: RTE ID Type: Deconvolution ID
Quant Method: Internal Standard Quant By: Initial Calibration
Last ICal File: \\EDICHROM\ChromData\CVOAMS10\20131220-8090.b\R10775.D

Column 1 : Rtx-624 (0.25 mm) Detector MS SCAN
Process Host: XAWRK008

First Level Reviewer: desais Date: 16-Jan-2014 08:35:10

Compound	Sig	RT (min.)	Exp RT (min.)	Dlt RT (min.)	Q	Response	On-Col Amt ug/l	Flags
* 151 TBA-d9 (IS)	65	2.974	2.973	0.001	51	239680	1000.0	
42 cis-1,2-Dichloroethene	96	4.049	4.049	0.0	88	3355	0.7797	
47 Chloroform	83	4.319	4.319	0.0	82	2216	0.3398	
$ 152 Dibromofluoromethane (Surr)	113	4.472	4.472	0.0	94	148489	49.9	
$ 54 1,2-Dichloroethane-d4 (Surr)	65	4.819	4.813	0.007	97	179022	53.8	
* 59 Fluorobenzene	96	5.083	5.083	0.0	99	633359	50.0	
61 Trichloroethene	95	5.430	5.429	0.001	98	390506	102.4	
* 150 1,4-Dioxane-d8	96	5.782	5.776	0.006	52	17371	1000.0	
$ 76 Toluene-d8 (Surr)	98	6.728	6.728	0.0	99	603587	50.3	
80 Tetrachloroethene	166	7.410	7.410	0.0	84	855	0.2602	
* 87 Chlorobenzene-d5	117	8.497	8.496	0.001	82	457643	50.0	
$ 99 4-Bromofluorobenzene	174	9.860	9.860	0.0	89	170807	46.0	
* 116 1,4-Dichlorobenzene-d4	152	10.765	10.764	0.001	95	220598	50.0	

Report Date: 20-Jan-2014 18:46:25 Chrom Revision: 2.1 15-Oct-2013 07:52:24

TestAmerica Edison

Data File: \\EDICHROM\ChromData\CVOAMS10\20140115-8878.b\R11800.D

Injection Date:	16-Jan-2014 01:36:30	Instrument ID:	CVOAMS10	Operator ID:	
Lims ID:	460-69667-A-9	Lab Sample ID:	460-69667-9	Worklist Smp#:	19
Client ID:	DUP-02-011414				
Purge Vol:	5.000 mL	Dil. Factor:	1.0000	ALS Bottle#:	39
Method:	8260_W10	Limit Group:	VOA - 8260B Water and Solid		

Column: Rtx-624 (0.25 mm)

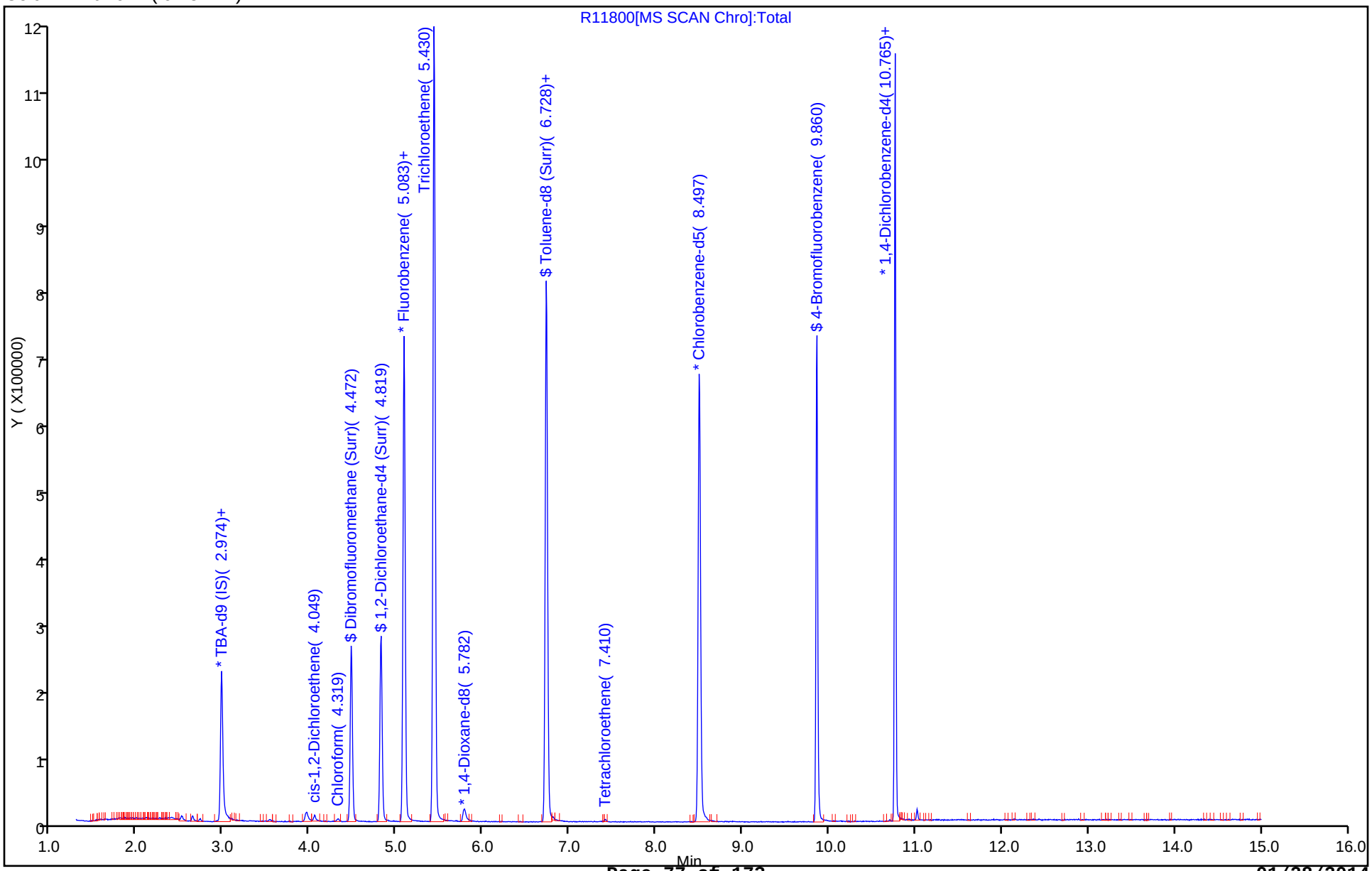

Report Date: 20-Jan-2014 18:46:25 Chrom Revision: 2.1 15-Oct-2013 07:52:24

TestAmerica Edison

Data File: \\EDICHROM\ChromData\CVOAMS10\20140115-8878.b\R11800.D

Injection Date:	16-Jan-2014 01:36:30	Instrument ID:	CVOAMS10		
Lims ID:	460-69667-A-9	Lab Sample ID:	460-69667-9		
Client ID:	DUP-02-011414				
Operator ID:		ALS Bottle#:	39	Worklist Smp#:	19
Purge Vol:	5.000 mL	Dil. Factor:	1.0000		
Method:	8260_W10	Limit Group:	VOA - 8260B Water and Solid		
Column:	Rtx-624 (0.25 mm)	Detector	MS SCAN		

42 cis-1,2-Dichloroethene, CAS: 156-59-2

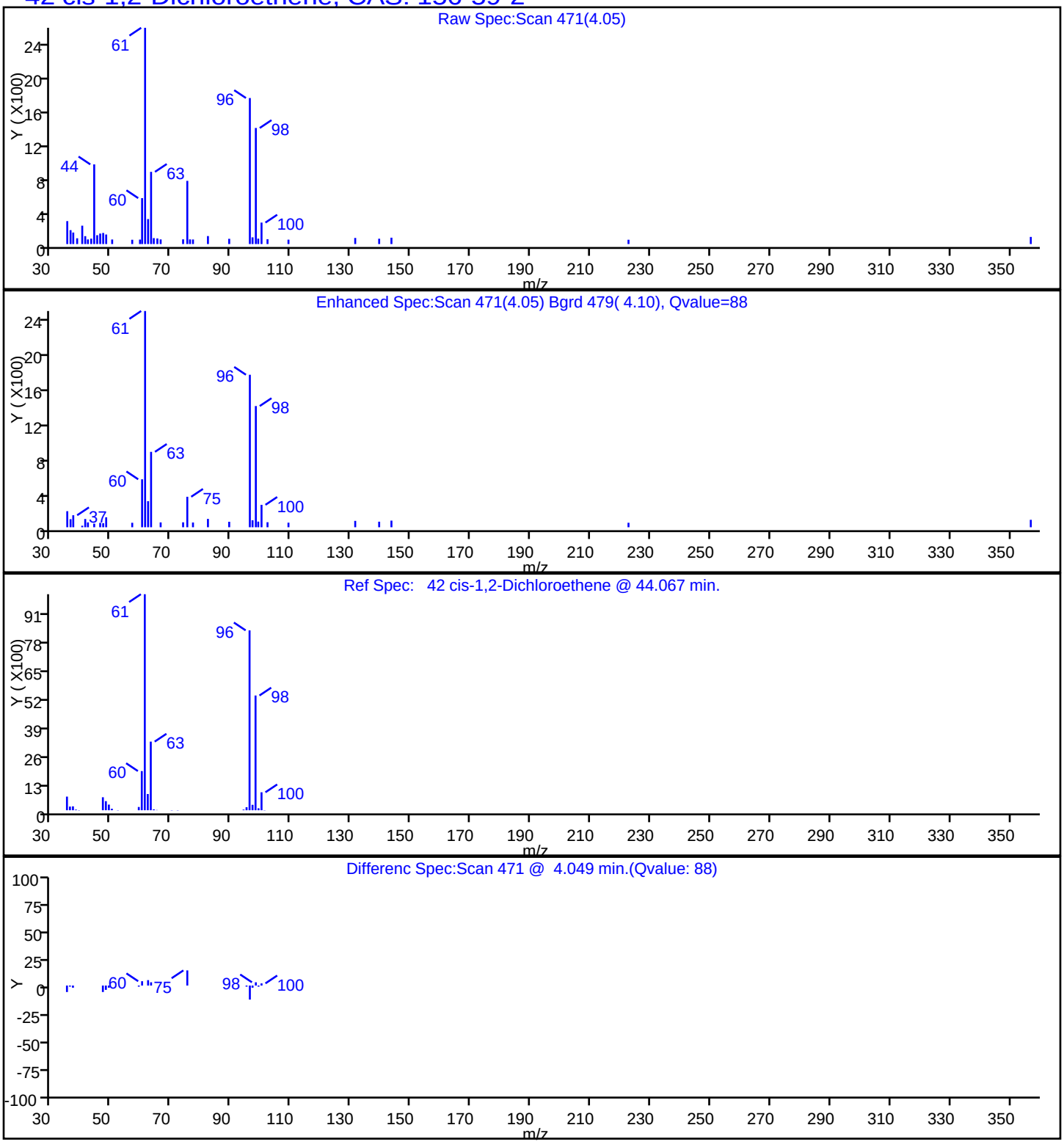

Report Date: 20-Jan-2014 18:46:25 Chrom Revision: 2.1 15-Oct-2013 07:52:24

TestAmerica Edison

Data File: \\EDICHROM\ChromData\CVOAMS10\20140115-8878.b\R11800.D

Injection Date:	16-Jan-2014 01:36:30	Instrument ID:	CVOAMS10		
Lims ID:	460-69667-A-9	Lab Sample ID:	460-69667-9		
Client ID:	DUP-02-011414				
Operator ID:		ALS Bottle#:	39	Worklist Smp#:	19
Purge Vol:	5.000 mL	Dil. Factor:	1.0000		
Method:	8260_W10	Limit Group:	VOA - 8260B Water and Solid		
Column:	Rtx-624 (0.25 mm)	Detector	MS SCAN		

47 Chloroform, CAS: 67-66-3

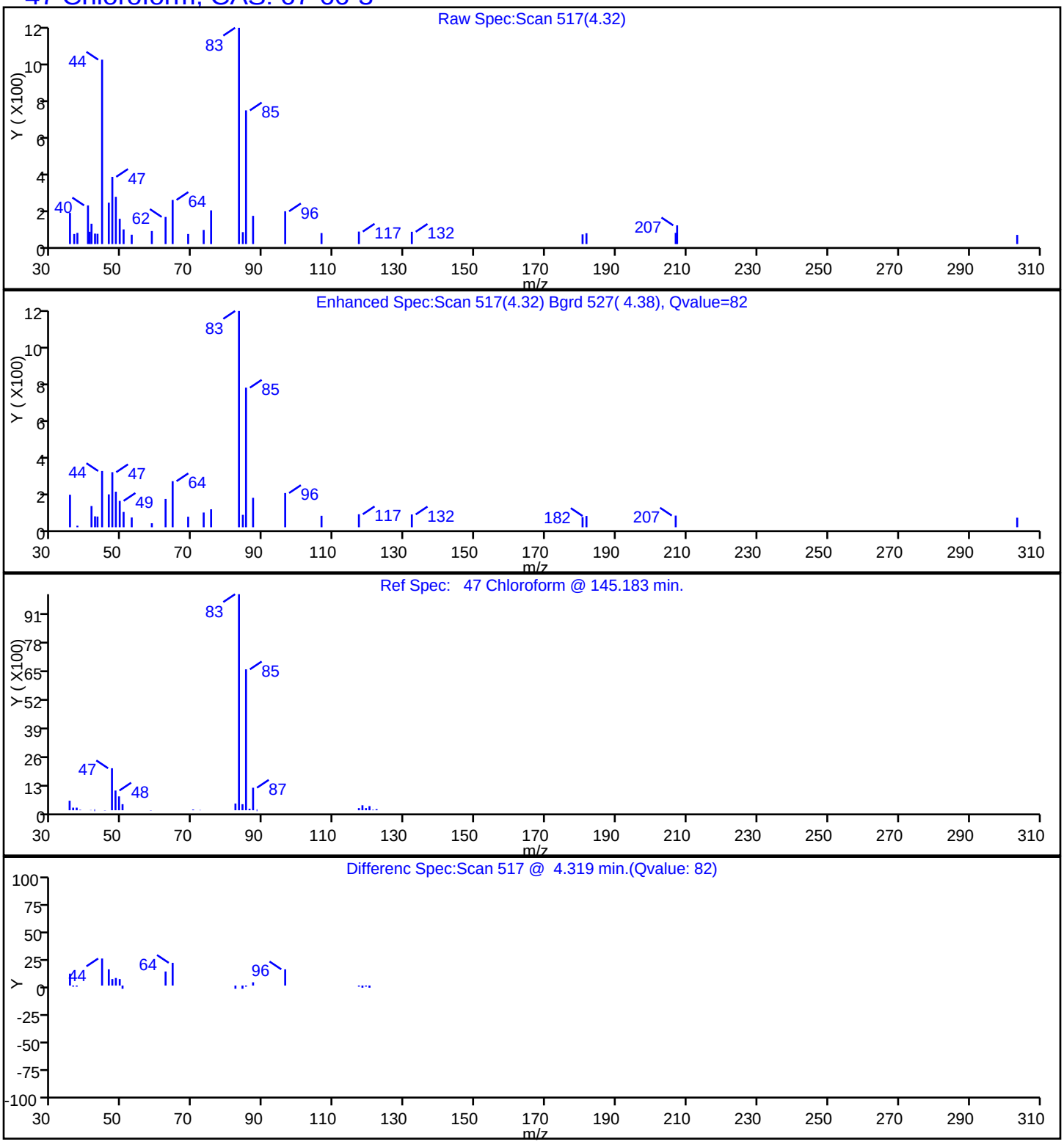

Report Date: 20-Jan-2014 18:46:25 Chrom Revision: 2.1 15-Oct-2013 07:52:24

TestAmerica Edison

Data File: \\EDICHROM\ChromData\CVOAMS10\20140115-8878.b\R11800.D

Injection Date:	16-Jan-2014 01:36:30	Instrument ID:	CVOAMS10		
Lims ID:	460-69667-A-9	Lab Sample ID:	460-69667-9		
Client ID:	DUP-02-011414				
Operator ID:		ALS Bottle#:	39	Worklist Smp#:	19
Purge Vol:	5.000 mL	Dil. Factor:	1.0000		
Method:	8260_W10	Limit Group:	VOA - 8260B Water and Solid		
Column:	Rtx-624 (0.25 mm)	Detector	MS SCAN		

61 Trichloroethene, CAS: 79-01-6

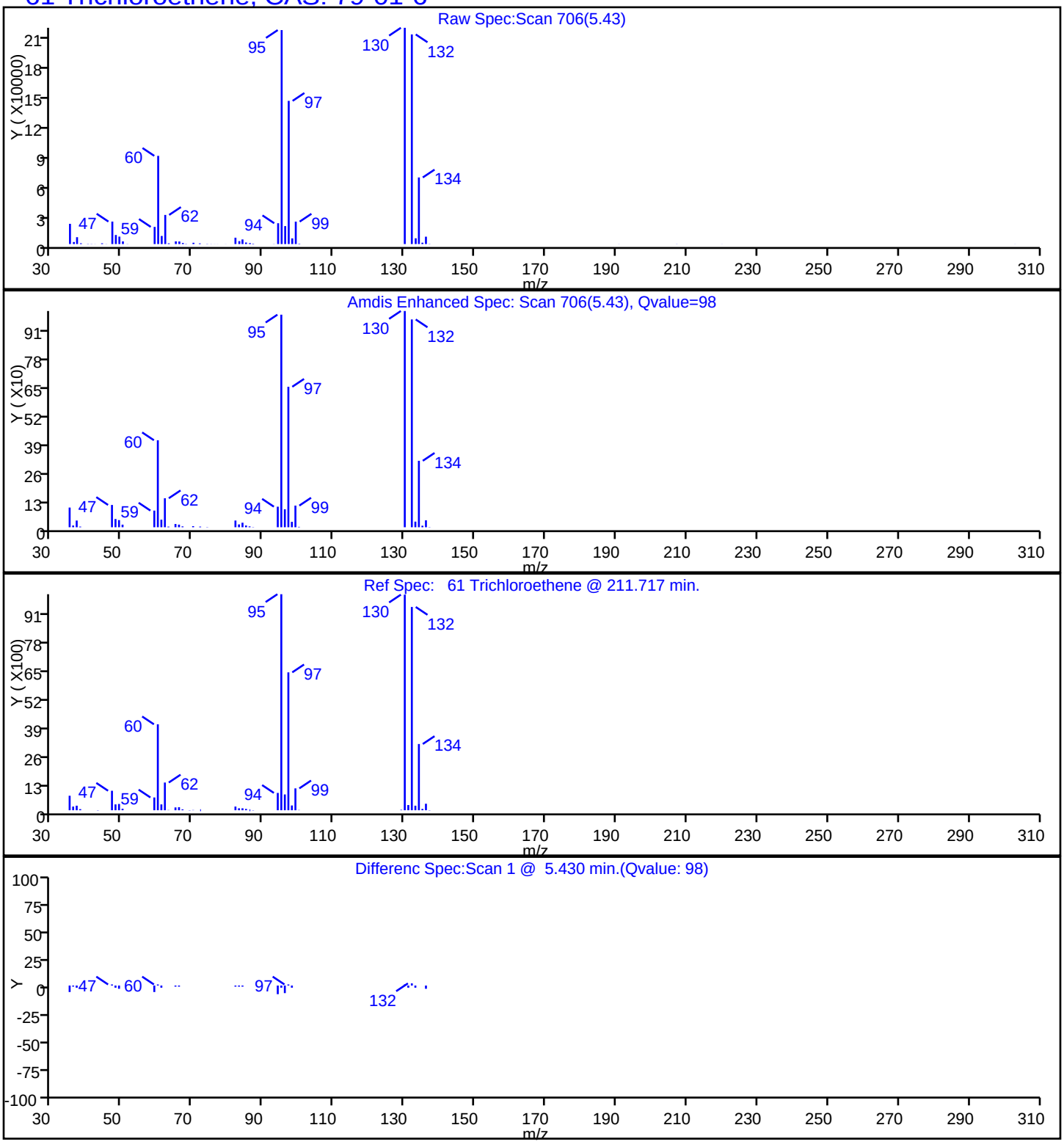

Report Date: 20-Jan-2014 18:46:25 Chrom Revision: 2.1 15-Oct-2013 07:52:24

TestAmerica Edison

Data File: \\EDICHROM\ChromData\CVOAMS10\20140115-8878.b\R11800.D

Injection Date:	16-Jan-2014 01:36:30	Instrument ID:	CVOAMS10		
Lims ID:	460-69667-A-9	Lab Sample ID:	460-69667-9		
Client ID:	DUP-02-011414				
Operator ID:		ALS Bottle#:	39	Worklist Smp#:	19
Purge Vol:	5.000 mL	Dil. Factor:	1.0000		
Method:	8260_W10	Limit Group:	VOA - 8260B Water and Solid		
Column:	Rtx-624 (0.25 mm)	Detector	MS SCAN		

80 Tetrachloroethene, CAS: 127-18-4

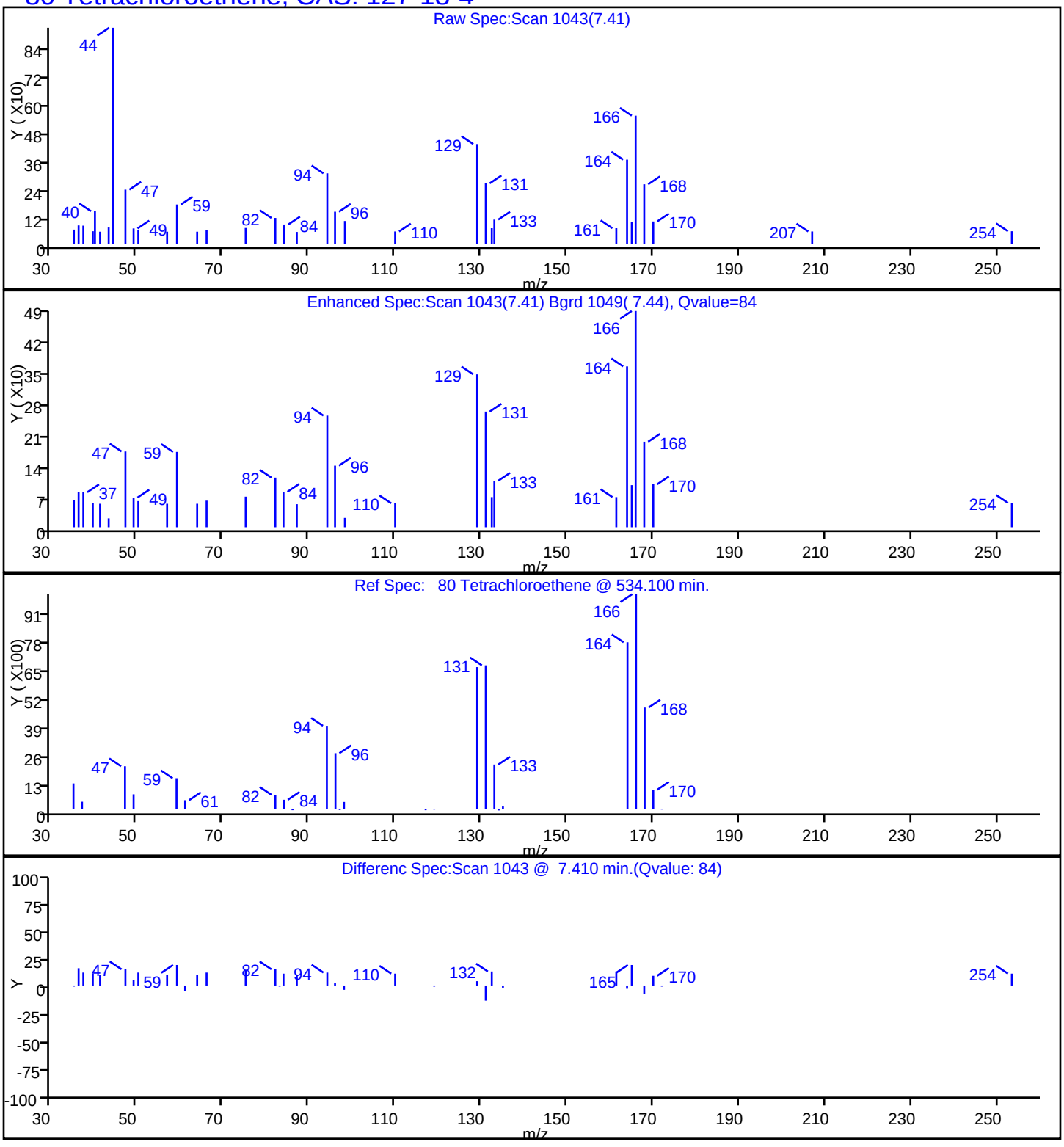

FORM I
GC/MS VOA ORGANICS ANALYSIS DATA SHEET

Lab Name: TestAmerica Edison | Job No.: 460-69667-1

SDG No.:

Client Sample ID: MW-3D-A | Lab Sample ID: 460-69667-10

Matrix: Water | Lab File ID: R11801.D

Analysis Method: 8260B | Date Collected: 01/14/2014 11:40

Sample wt/vol: 5(mL) | Date Analyzed: 01/16/2014 02:02

Soil Aliquot Vol: | Dilution Factor: 1

Soil Extract Vol.: | GC Column: Rtx-624 ID: 0.25(mm)

% Moisture: | Level: (low/med) Low

Analysis Batch No.: 202761 | Units: ug/L

CAS NO.	COMPOUND NAME	RESULT	Q	RL	MDL
74-87-3	Chloromethane	0.10	U	1.0	0.10
74-83-9	Bromomethane	0.18	U	1.0	0.18
75-01-4	Vinyl chloride	0.14	U	1.0	0.14
75-00-3	Chloroethane	0.17	U	1.0	0.17
75-09-2	Methylene Chloride	0.18	U	1.0	0.18
67-64-1	Acetone	2.7	U	5.0	2.7
75-15-0	Carbon disulfide	0.13	U	1.0	0.13
75-35-4	1,1-Dichloroethene	0.090	U	1.0	0.090
75-34-3	1,1-Dichloroethane	0.13	U	1.0	0.13
156-60-5	trans-1,2-Dichloroethene	0.13	U	1.0	0.13
156-59-2	cis-1,2-Dichloroethene	0.18	U	1.0	0.18
67-66-3	Chloroform	0.91	J	1.0	0.080
107-06-2	1,2-Dichloroethane	0.19	U	1.0	0.19
78-93-3	2-Butanone	2.3	U	5.0	2.3
71-55-6	1,1,1-Trichloroethane	0.060	U	1.0	0.060
56-23-5	Carbon tetrachloride	0.060	U	1.0	0.060
75-27-4	Bromodichloromethane	0.23	J	1.0	0.12
78-87-5	1,2-Dichloropropane	0.090	U	1.0	0.090
10061-01-5	cis-1,3-Dichloropropene	0.18	U	1.0	0.18
79-01-6	Trichloroethene	0.090	U	1.0	0.090
124-48-1	Dibromochloromethane	0.20	U	1.0	0.20
79-00-5	1,1,2-Trichloroethane	0.19	U	1.0	0.19
71-43-2	Benzene	0.080	U	1.0	0.080
10061-02-6	trans-1,3-Dichloropropene	0.24	U	1.0	0.24
75-25-2	Bromoform	0.19	U	1.0	0.19
108-10-1	4-Methyl-2-pentanone	0.99	U	5.0	0.99
591-78-6	2-Hexanone	0.50	U	5.0	0.50
127-18-4	Tetrachloroethene	0.10	U	1.0	0.10
79-34-5	1,1,2,2-Tetrachloroethane	0.16	U	1.0	0.16
108-88-3	Toluene	0.15	U	1.0	0.15
108-90-7	Chlorobenzene	0.11	U	1.0	0.11
100-41-4	Ethylbenzene	0.10	U	1.0	0.10
100-42-5	Styrene	0.12	U	1.0	0.12
1330-20-7	Xylenes, Total	0.13	U	2.0	0.13

FORM I
GC/MS VOA ORGANICS ANALYSIS DATA SHEET

Lab Name: TestAmerica Edison Job No.: 460-69667-1

SDG No.:

Client Sample ID: MW-3D-A Lab Sample ID: 460-69667-10

Matrix: Water Lab File ID: R11801.D

Analysis Method: 8260B Date Collected: 01/14/2014 11:40

Sample wt/vol: 5(mL) Date Analyzed: 01/16/2014 02:02

Soil Aliquot Vol: Dilution Factor: 1

Soil Extract Vol.: GC Column: Rtx-624 ID: 0.25(mm)

% Moisture: Level: (low/med) Low

Analysis Batch No.: 202761 Units: ug/L

CAS NO.	SURROGATE	%REC	Q	LIMITS
17060-07-0	1,2-Dichloroethane-d4 (Surr)	107		70-130
460-00-4	Bromofluorobenzene	93		70-130
2037-26-5	Toluene-d8 (Surr)	99		70-130
1868-53-7	Dibromofluoromethane (Surr)	100		70-130

FORM I
GC/MS VOA ORGANICS ANALYSIS DATA SHEET
TENTATIVELY IDENTIFIED COMPOUNDS

Lab Name: TestAmerica Edison Job No.: 460-69667-1

SDG No.:

Client Sample ID: MW-3D-A Lab Sample ID: 460-69667-10

Matrix: Water Lab File ID: R11801.D

Analysis Method: 8260B Date Collected: 01/14/2014 11:40

Sample wt/vol: 5(mL) Date Analyzed: 01/16/2014 02:02

Soil Aliquot Vol: Dilution Factor: 1

Soil Extract Vol.: GC Column: Rtx-624 ID: 0.25(mm)

% Moisture: Level: (low/med) Low

Analysis Batch No.: 202761 Units: ug/L

Number TICs Found: 0 TIC Result Total: 0

CAS NO.	COMPOUND NAME	RT	RESULT	Q
	Tentatively Identified Compound		None	

TestAmerica Edison
Target Compound Quantitation Report

Data File: \\EDICHROM\ChromData\CVOAMS10\20140115-8878.b\R11801.D
Lims ID: 460-69667-A-10 Lab Sample ID: 460-69667-10
Client ID: MW-3D-A
Sample Type: Client
Inject. Date: 16-Jan-2014 02:02:30 ALS Bottle#: 40 Worklist Smp#: 20
Purge Vol: 5.000 mL Dil. Factor: 1.0000
Sample Info: 460-69667-A-10
Misc. Info.: 460-0008878-020
Operator ID: Instrument ID: CVOAMS10

Method: \\EDICHROM\ChromData\CVOAMS10\20140115-8878.b\8260_W10.m
Limit Group: VOA - 8260B Water and Solid
Last Update: 20-Jan-2014 18:59:42 Calib Date: 21-Dec-2013 02:14:30
Integrator: RTE ID Type: Deconvolution ID
Quant Method: Internal Standard Quant By: Initial Calibration
Last ICal File: \\EDICHROM\ChromData\CVOAMS10\20131220-8090.b\R10775.D

Column 1 : Rtx-624 (0.25 mm) Detector MS SCAN
Process Host: XAWRK008

First Level Reviewer: baronm Date: 20-Jan-2014 18:59:42

Compound	Sig	RT (min.)	Exp RT (min.)	Dlt RT (min.)	Q	Response	On-Col Amt ug/l	Flags
* 151 TBA-d9 (IS)	65	2.974	2.973	0.001	33	230640	1000.0	
47 Chloroform	83	4.319	4.319	0.0	86	5857	0.9129	
$ 152 Dibromofluoromethane (Surr)	113	4.472	4.472	0.0	91	145807	49.8	
$ 54 1,2-Dichloroethane-d4 (Surr)	65	4.819	4.813	0.006	97	175367	53.5	
* 59 Fluorobenzene	96	5.083	5.083	0.0	99	623089	50.0	
* 150 1,4-Dioxane-d8	96	5.776	5.776	0.0	49	16461	1000.0	
70 Dichlorobromomethane	83	5.994	5.993	0.001	46	1073	0.2314	
$ 76 Toluene-d8 (Surr)	98	6.728	6.728	0.0	99	590276	49.5	
* 87 Chlorobenzene-d5	117	8.497	8.496	0.001	82	454465	50.0	
$ 99 4-Bromofluorobenzene	174	9.860	9.860	0.0	89	171262	46.4	
* 116 1,4-Dichlorobenzene-d4	152	10.765	10.764	0.001	93	222701	50.0	

Report Date: 20-Jan-2014 18:59:42 Chrom Revision: 2.1 15-Oct-2013 07:52:24

TestAmerica Edison

Data File: \\EDICHROM\ChromData\CVOAMS10\20140115-8878.b\R11801.D

Injection Date:	16-Jan-2014 02:02:30	Instrument ID:	CVOAMS10	Operator ID:	
Lims ID:	460-69667-A-10	Lab Sample ID:	460-69667-10	Worklist Smp#:	20
Client ID:	MW-3D-A				
Purge Vol:	5.000 mL	Dil. Factor:	1.0000	ALS Bottle#:	40
Method:	8260_W10	Limit Group:	VOA - 8260B Water and Solid		

Column: Rtx-624 (0.25 mm)

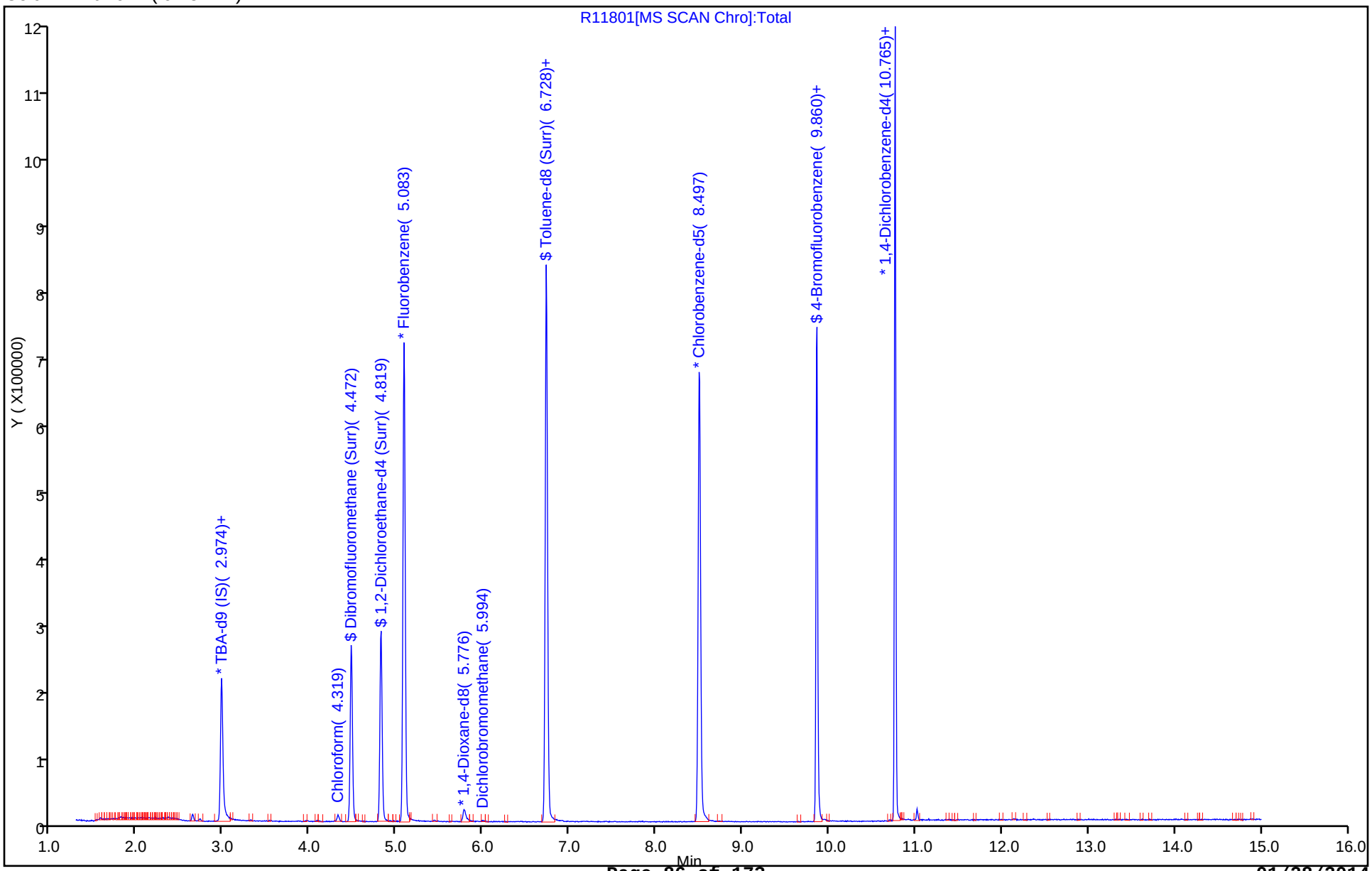

Report Date: 20-Jan-2014 18:59:42 Chrom Revision: 2.1 15-Oct-2013 07:52:24

TestAmerica Edison

Data File: \\EDICHROM\ChromData\CVOAMS10\20140115-8878.b\R11801.D

Injection Date:	16-Jan-2014 02:02:30	Instrument ID:	CVOAMS10		
Lims ID:	460-69667-A-10	Lab Sample ID:	460-69667-10		
Client ID:	MW-3D-A				
Operator ID:		ALS Bottle#:	40	Worklist Smp#:	20
Purge Vol:	5.000 mL	Dil. Factor:	1.0000		
Method:	8260_W10	Limit Group:	VOA - 8260B Water and Solid		
Column:	Rtx-624 (0.25 mm)	Detector	MS SCAN		

47 Chloroform, CAS: 67-66-3

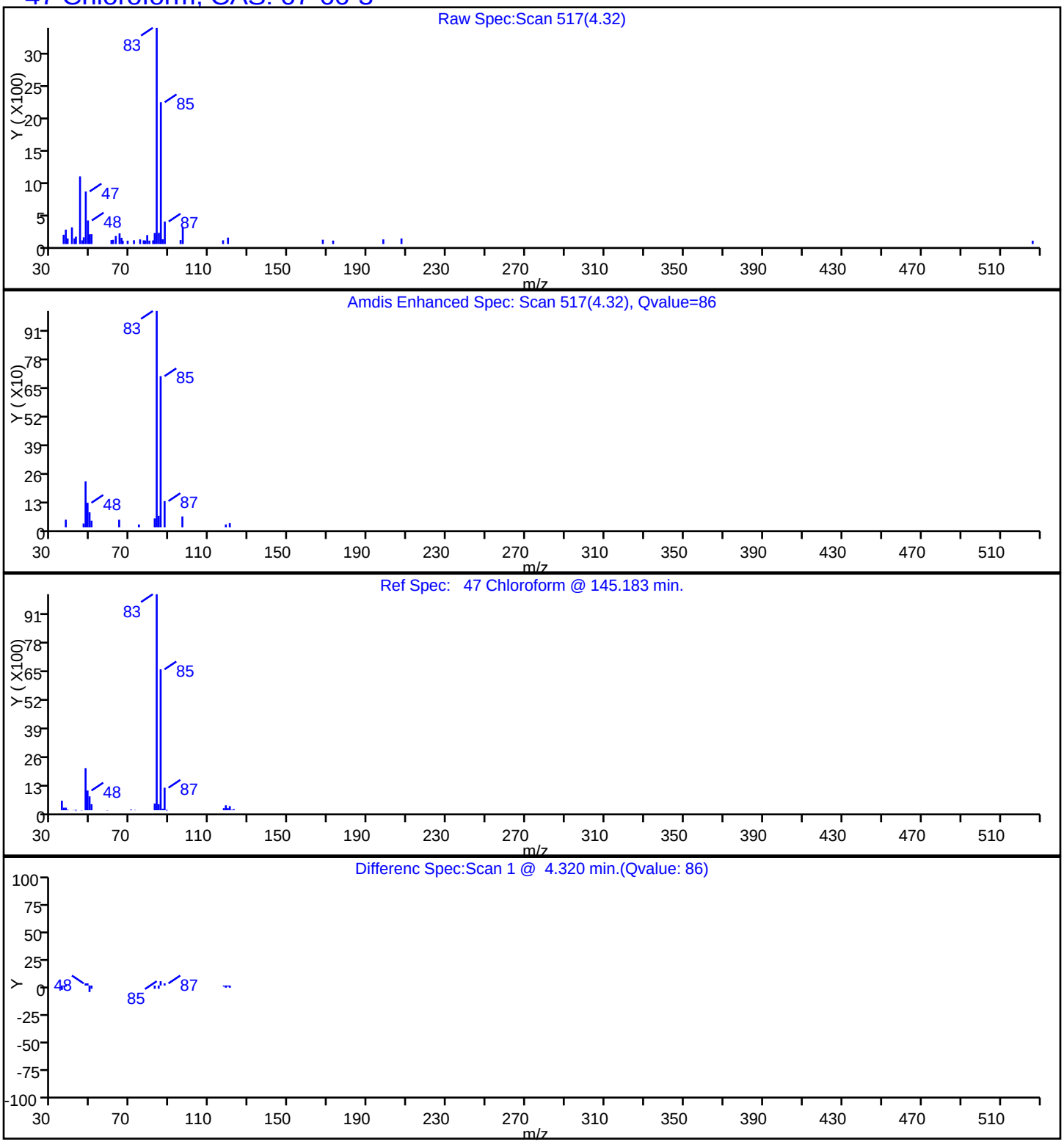

Report Date: 20-Jan-2014 18:59:42 Chrom Revision: 2.1 15-Oct-2013 07:52:24

TestAmerica Edison

Data File: \\EDICHROM\ChromData\CVOAMS10\20140115-8878.b\R11801.D

Injection Date:	16-Jan-2014 02:02:30	Instrument ID:	CVOAMS10		
Lims ID:	460-69667-A-10	Lab Sample ID:	460-69667-10		
Client ID:	MW-3D-A				
Operator ID:		ALS Bottle#:	40	Worklist Smp#:	20
Purge Vol:	5.000 mL	Dil. Factor:	1.0000		
Method:	8260_W10	Limit Group:	VOA - 8260B Water and Solid		
Column:	Rtx-624 (0.25 mm)	Detector	MS SCAN		

70 Dichlorobromomethane, CAS: 75-27-4

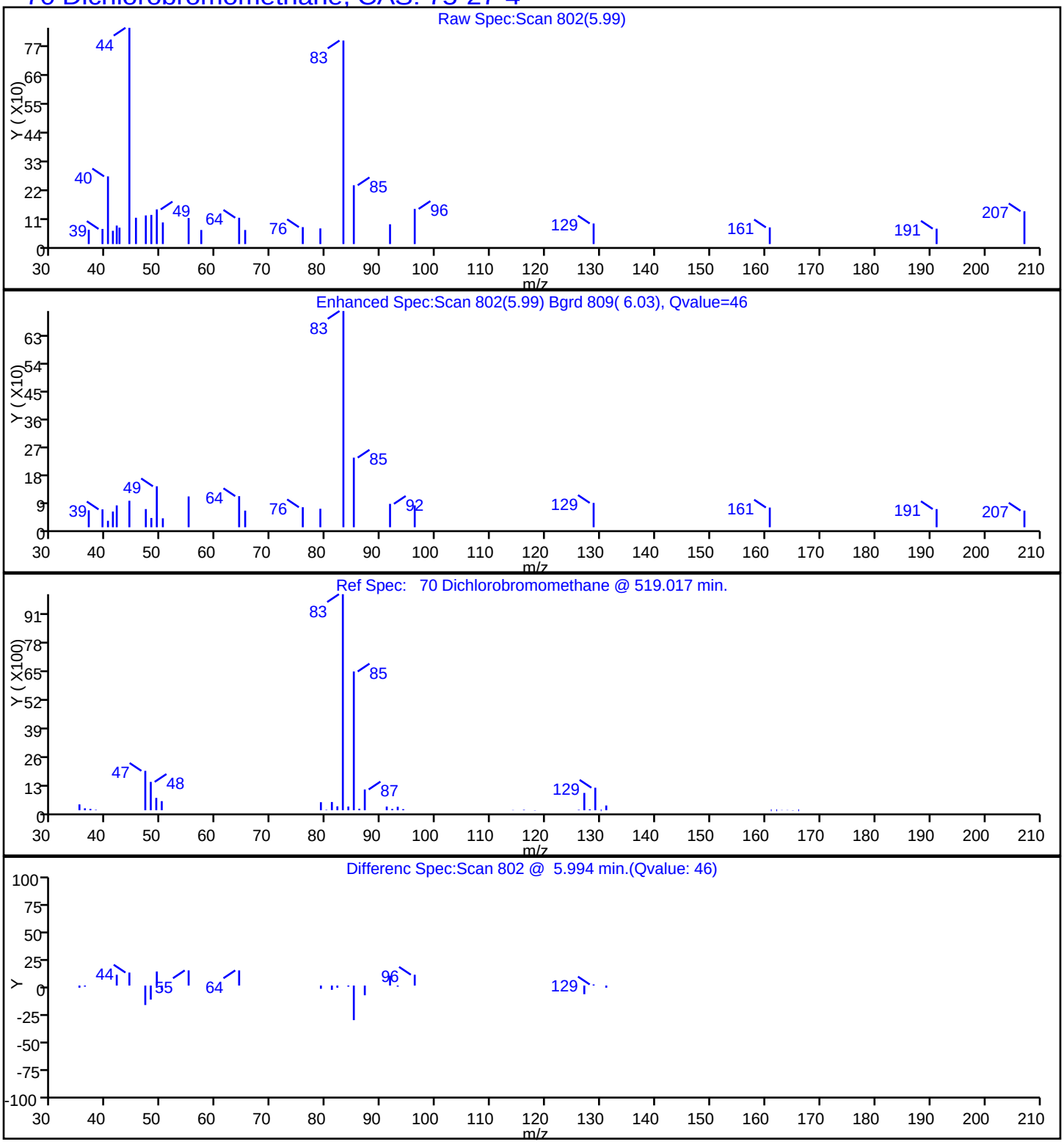

FORM I
GC/MS VOA ORGANICS ANALYSIS DATA SHEET

Lab Name: TestAmerica Edison | Job No.: 460-69667-1

SDG No.:

Client Sample ID: TB-011414 | Lab Sample ID: 460-69667-13

Matrix: Water | Lab File ID: R11788.D

Analysis Method: 8260B | Date Collected: 01/14/2014 13:30

Sample wt/vol: 5(mL) | Date Analyzed: 01/15/2014 20:30

Soil Aliquot Vol: | Dilution Factor: 1

Soil Extract Vol.: | GC Column: Rtx-624 ID: 0.25(mm)

% Moisture: | Level: (low/med) Low

Analysis Batch No.: 202761 | Units: ug/L

CAS NO.	COMPOUND NAME	RESULT	Q	RL	MDL
74-87-3	Chloromethane	0.10	U	1.0	0.10
74-83-9	Bromomethane	0.18	U	1.0	0.18
75-01-4	Vinyl chloride	0.14	U	1.0	0.14
75-00-3	Chloroethane	0.17	U	1.0	0.17
75-09-2	Methylene Chloride	0.18	U	1.0	0.18
67-64-1	Acetone	2.7	U	5.0	2.7
75-15-0	Carbon disulfide	0.13	U	1.0	0.13
75-35-4	1,1-Dichloroethene	0.090	U	1.0	0.090
75-34-3	1,1-Dichloroethane	0.13	U	1.0	0.13
156-60-5	trans-1,2-Dichloroethene	0.13	U	1.0	0.13
156-59-2	cis-1,2-Dichloroethene	0.18	U	1.0	0.18
67-66-3	Chloroform	0.080	U	1.0	0.080
107-06-2	1,2-Dichloroethane	0.19	U	1.0	0.19
78-93-3	2-Butanone	2.3	U	5.0	2.3
71-55-6	1,1,1-Trichloroethane	0.060	U	1.0	0.060
56-23-5	Carbon tetrachloride	0.060	U	1.0	0.060
75-27-4	Bromodichloromethane	0.12	U	1.0	0.12
78-87-5	1,2-Dichloropropane	0.090	U	1.0	0.090
10061-01-5	cis-1,3-Dichloropropene	0.18	U	1.0	0.18
79-01-6	Trichloroethene	0.090	U	1.0	0.090
124-48-1	Dibromochloromethane	0.20	U	1.0	0.20
79-00-5	1,1,2-Trichloroethane	0.19	U	1.0	0.19
71-43-2	Benzene	0.080	U	1.0	0.080
10061-02-6	trans-1,3-Dichloropropene	0.24	U	1.0	0.24
75-25-2	Bromoform	0.19	U	1.0	0.19
108-10-1	4-Methyl-2-pentanone	0.99	U	5.0	0.99
591-78-6	2-Hexanone	0.50	U	5.0	0.50
127-18-4	Tetrachloroethene	0.10	U	1.0	0.10
79-34-5	1,1,2,2-Tetrachloroethane	0.16	U	1.0	0.16
108-88-3	Toluene	0.15	U	1.0	0.15
108-90-7	Chlorobenzene	0.11	U	1.0	0.11
100-41-4	Ethylbenzene	0.10	U	1.0	0.10
100-42-5	Styrene	0.12	U	1.0	0.12
1330-20-7	Xylenes, Total	0.13	U	2.0	0.13

FORM I
GC/MS VOA ORGANICS ANALYSIS DATA SHEET

Lab Name: TestAmerica Edison Job No.: 460-69667-1

SDG No.:

Client Sample ID: TB-011414 Lab Sample ID: 460-69667-13

Matrix: Water Lab File ID: R11788.D

Analysis Method: 8260B Date Collected: 01/14/2014 13:30

Sample wt/vol: 5(mL) Date Analyzed: 01/15/2014 20:30

Soil Aliquot Vol: Dilution Factor: 1

Soil Extract Vol.: GC Column: Rtx-624 ID: 0.25(mm)

% Moisture: Level: (low/med) Low

Analysis Batch No.: 202761 Units: ug/L

CAS NO.	SURROGATE	%REC	Q	LIMITS
17060-07-0	1,2-Dichloroethane-d4 (Surr)	106		70-130
460-00-4	Bromofluorobenzene	92		70-130
2037-26-5	Toluene-d8 (Surr)	99		70-130
1868-53-7	Dibromofluoromethane (Surr)	97		70-130

FORM I
GC/MS VOA ORGANICS ANALYSIS DATA SHEET
TENTATIVELY IDENTIFIED COMPOUNDS

Lab Name: TestAmerica Edison Job No.: 460-69667-1

SDG No.:

Client Sample ID: TB-011414 Lab Sample ID: 460-69667-13

Matrix: Water Lab File ID: R11788.D

Analysis Method: 8260B Date Collected: 01/14/2014 13:30

Sample wt/vol: 5(mL) Date Analyzed: 01/15/2014 20:30

Soil Aliquot Vol: Dilution Factor: 1

Soil Extract Vol.: GC Column: Rtx-624 ID: 0.25(mm)

% Moisture: Level: (low/med) Low

Analysis Batch No.: 202761 Units: ug/L

Number TICs Found: 0 TIC Result Total: 0

CAS NO.	COMPOUND NAME	RT	RESULT	Q
	Tentatively Identified Compound		None	

TestAmerica Edison
Target Compound Quantitation Report

Data File: \\EDICHROM\ChromData\CVOAMS10\20140115-8878.b\R11788.D
Lims ID: 460-69667-A-13 Lab Sample ID: 460-69667-13
Client ID: TB-011414
Sample Type: Client
Inject. Date: 15-Jan-2014 20:30:30 ALS Bottle#: 27 Worklist Smp#: 7
Purge Vol: 5.000 mL Dil. Factor: 1.0000
Sample Info: 460-69667-A-13
Misc. Info.: 460-0008878-007
Operator ID: Instrument ID: CVOAMS10

Method: \\EDICHROM\ChromData\CVOAMS10\20140115-8878.b\8260_W10.m
Limit Group: VOA - 8260B Water and Solid
Last Update: 16-Jan-2014 09:03:36 Calib Date: 21-Dec-2013 02:14:30
Integrator: RTE ID Type: Deconvolution ID
Quant Method: Internal Standard Quant By: Initial Calibration
Last ICal File: \\EDICHROM\ChromData\CVOAMS10\20131220-8090.b\R10775.D

Column 1 : Rtx-624 (0.25 mm) Detector MS SCAN
Process Host: XAWRK050

First Level Reviewer: starzecm Date: 15-Jan-2014 20:56:34

Compound	Sig	RT (min.)	Exp RT (min.)	Dlt RT (min.)	Q	Response	On-Col Amt ug/l	Flags
* 151 TBA-d9 (IS)	65	2.973	2.973	0.0	41	347557	1000.0	
$ 152 Dibromofluoromethane (Surr)	113	4.472	4.472	0.0	91	163027	48.7	
$ 54 1,2-Dichloroethane-d4 (Surr)	65	4.818	4.813	0.006	97	198357	52.9	
* 59 Fluorobenzene	96	5.083	5.083	0.0	99	713017	50.0	
* 150 1,4-Dioxane-d8	96	5.776	5.776	0.0	51	29544	1000.0	
$ 76 Toluene-d8 (Surr)	98	6.728	6.728	0.0	100	672931	49.5	
* 87 Chlorobenzene-d5	117	8.496	8.496	0.0	82	518617	50.0	
$ 99 4-Bromofluorobenzene	174	9.860	9.860	0.0	90	193827	46.0	
* 116 1,4-Dichlorobenzene-d4	152	10.764	10.764	0.0	93	254408	50.0	

Report Date: 16-Jan-2014 09:05:57 Chrom Revision: 2.1 15-Oct-2013 07:52:24

TestAmerica Edison

Data File: \\EDICHROM\ChromData\CVOAMS10\20140115-8878.b\R11788.D

Injection Date:	15-Jan-2014 20:30:30	Instrument ID:	CVOAMS10	Operator ID:	
Lims ID:	460-69667-A-13	Lab Sample ID:	460-69667-13	Worklist Smp#:	7
Client ID:	TB-011414				
Purge Vol:	5.000 mL	Dil. Factor:	1.0000	ALS Bottle#:	27
Method:	8260_W10	Limit Group:	VOA - 8260B Water and Solid		

Column: Rtx-624 (0.25 mm)

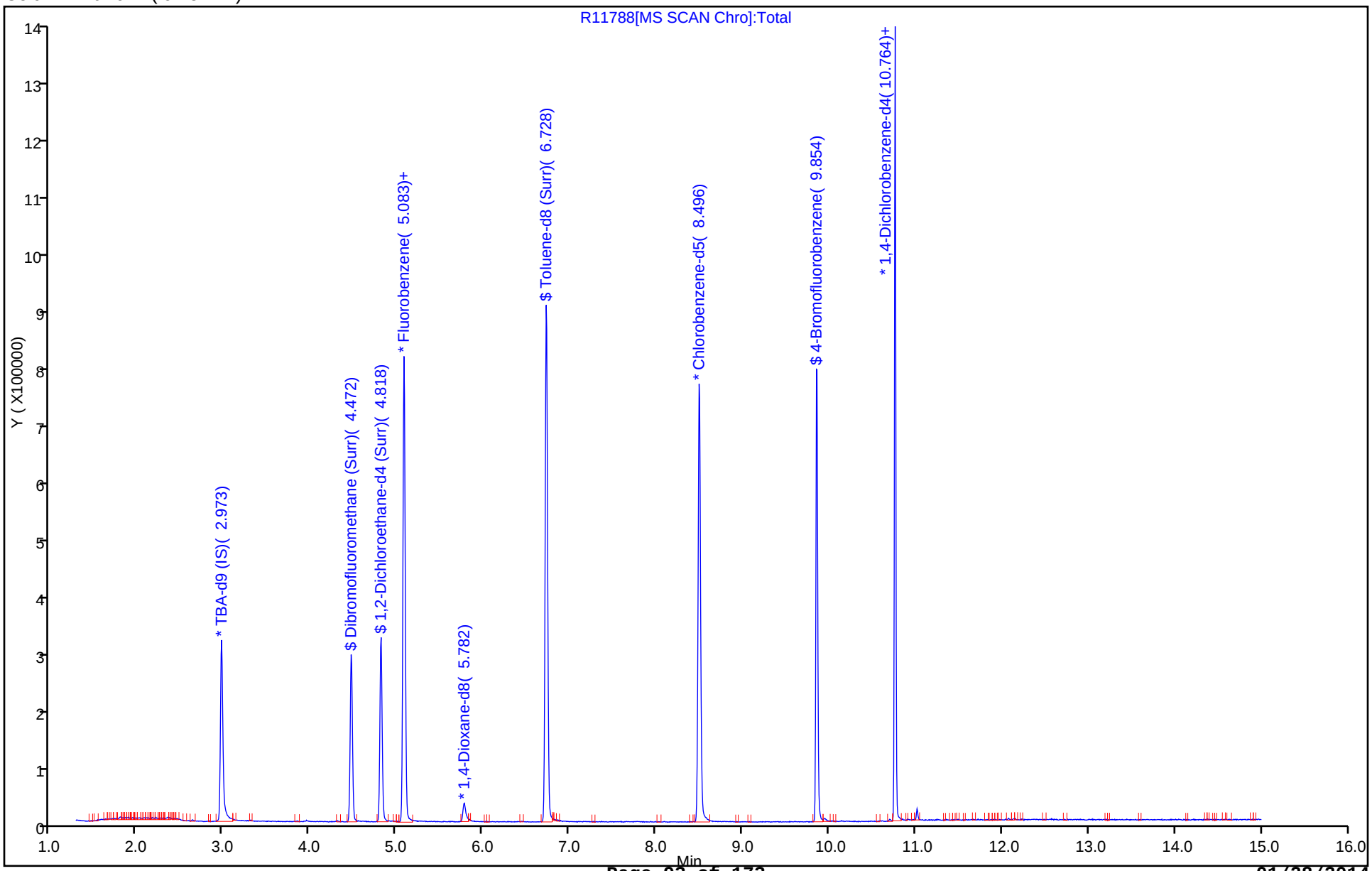

FORM VI
GC/MS VOA INITIAL CALIBRATION DATA
INTERNAL STANDARD CURVE EVALUATION

Lab Name: TestAmerica Edison Job No.: 460-69667-1 Analy Batch No.: 199137

SDG No.:

Instrument ID: CVOAMS10 GC Column: Rtx-624 ID: 0.25(mm) Heated Purge: (Y/N) N

Calibration Start Date: 12/20/2013 21:02 Calibration End Date: 12/21/2013 02:14 Calibration ID: 33940

Calibration Files:

LEVEL:	LAB SAMPLE ID:	LAB FILE ID:
Level 1	STD1 460-199137/4	R10763.D
Level 2	STD5 460-199137/16	R10775.D
Level 3	STD20 460-199137/6	R10765.D
Level 4	STD50 460-199137/7	R10766.D
Level 5	STD200 460-199137/8	R10767.D
Level 6	STD500 460-199137/9	R10768.D

ANALYTE	RRF					CURVE TYPE	COEFFICIENT			#	MIN RRF	%RSD	#	MAX %RSD	R^2 OR COD	#	MIN R^2 OR COD
	LVL 1 LVL 6	LVL 2	LVL 3	LVL 4	LVL 5		B	M1	M2								
Dichlorodifluoromethane	0.4111 0.3359	0.3448	0.3934	0.4059	0.3556	Ave		0.3745				8.8		15.0			
Chloromethane	0.4225 0.2924	0.3117	0.3343	0.3380	0.3029	Ave		0.3336			0.1000	14.0		15.0			
Vinyl chloride	0.3916 0.2755	0.3064	0.3323	0.3484	0.3032	Ave		0.3262				12.0		15.0			
Butadiene	0.3293 0.2460	0.2659	0.3016	0.3112	0.2729	Ave		0.2878				11.0		15.0			
Bromomethane	8.6712 8.0154	5.4633	6.6761	7.7505	8.1181	QuaF		8.1271	0						1.0000		0.9900
Chloroethane	0.2132 0.1560	0.1896	0.1909	0.1947	0.1695	Ave		0.1856			0.1000	11.0		15.0			
Dichlorofluoromethane	0.6913 0.4453	0.4863	0.5333	0.5463	0.4772	QuaF		0.5067	0						1.0000		0.9900
Trichlorofluoromethane	0.4858 0.4219	0.4102	0.4696	0.4822	0.4436	Ave		0.4522				7.1		15.0			
Ethanol	0.1145 0.0628	0.0904	0.0796	0.0818	0.0703	QuaF		0.0765	0						1.0000		0.9900
Ethyl ether	0.2691 0.1906	0.2364	0.2115	0.2175	0.2153	Ave		0.2234				12.0		15.0			
Isopropene	0.6503 0.6192	0.2980	0.6490	0.6571	0.5999	QuaF		0.5972	0						1.0000		0.9900
Freon TF	0.1457 0.2500	0.1981	0.2652	0.2670	0.2729	QuaF		0.2851	0						1.0000		0.9900
Acrolein	3.1985 2.1356	2.2674	2.4722	2.3620	2.4945	Ave		2.4897				15.0		15.0			
1,1-Dichloroethene	0.2933 0.2777	0.2963	0.2769	0.2873	0.2982	Ave		0.2883				3.2		15.0			
Acetone	8.9436 5.0769	6.5326	6.6861	6.4405	5.5685	QuaF		6.0271	0						1.0000		0.9900

Note: The m1 coefficient is the same as Ave RRF for an Ave curve type.

FORM VI
GC/MS VOA INITIAL CALIBRATION DATA
INTERNAL STANDARD CURVE EVALUATION

Lab Name: TestAmerica Edison Job No.: 460-69667-1 Analy Batch No.: 199137

SDG No.:

Instrument ID: CVOAMS10 GC Column: Rtx-624 ID: 0.25(mm) Heated Purge: (Y/N) N

Calibration Start Date: 12/20/2013 21:02 Calibration End Date: 12/21/2013 02:14 Calibration ID: 33940

ANALYTE	RRF					CURVE TYPE	COEFFICIENT			#	MIN RRF	%RSD	#	MAX %RSD	R^2 OR COD	#	MIN R^2 OR COD
	LVL 1 LVL 6	LVL 2	LVL 3	LVL 4	LVL 5		B	M1	M2								
Iodomethane	0.0885 0.2304	0.1083	0.1498	0.2137	0.2635	QuaF		0.2731	0						0.9980		0.9900
Carbon disulfide	0.9801 0.9070	0.9799	0.9722	1.0108	1.0371	Ave		0.9812				4.5		15.0			
Isopropanol	1.2287 1.0104	1.0508	0.9916	1.0699	1.0420	Ave		1.0661				7.9		15.0			
Allyl chloride	0.1712 0.1411	0.1630	0.1517	0.1654	0.1619	Ave		0.1590				6.8		15.0			
Methyl acetate	0.2901 0.1952	0.2657	0.2354	0.2402	0.2379	Ave		0.2441				13.0		15.0			
Cyclopentene	0.7118 0.7030	0.6364	0.7691	0.8179	0.7477	Ave		0.7310				8.5		15.0			
Acetonitrile	0.0538 0.0424	0.0505	0.0448	0.0463	0.0438	Ave		0.0469				9.3		15.0			
Methylene Chloride	0.4065 0.2997	0.3719	0.3237	0.3295	0.3282	Ave		0.3432				11.0		15.0			
TBA	1.8259 1.6345	1.6655	1.4662	1.6369	1.7651	Ave		1.6666				7.5		15.0			
MTBE	0.8969 0.7907	0.8535	0.7763	0.8213	0.8557	Ave		0.8324				5.4		15.0			
trans-1,2-Dichloroethene	0.3471 0.3004	0.3291	0.2987	0.3069	0.3177	Ave		0.3166				5.9		15.0			
Acrylonitrile	0.1505 0.1053	0.1395	0.1265	0.1302	0.1289	Ave		0.1301				12.0		15.0			
Hexane	0.0980 0.1538	0.1146	0.1573	0.1588	0.1688	QuaF		0.1759	0						1.0000		0.9900
Allyl alcohol	+++++ +++++	+++++	+++++	+++++	0.0067	None											
DIPE	0.8906 0.7285	0.7955	0.7706	0.8380	0.7791	Ave		0.8004				7.1		15.0			
1,1-Dichloroethane	0.6021 0.4868	0.5468	0.4991	0.5109	0.5140	Ave		0.5266			0.1000	8.0		15.0			
Vinyl acetate	0.4351 0.3459	0.5238	0.4070	0.5060	0.5157	QuaF		0.6109	0						0.9990		0.9900
2-Chloro-1,3-butadiene	0.2580 0.2610	0.2441	0.2749	0.2871	0.2729	Ave		0.2663				5.7		15.0			
Tert-butyl ethyl ether	0.7580 0.7385	0.7239	0.6823	0.7472	0.7396	Ave		0.7316				3.6		15.0			
2,2-Dichloropropane	0.2436 0.3294	0.3057	0.2627	0.2905	0.3390	Ave		0.2951				13.0		15.0			

Note: The m1 coefficient is the same as Ave RRF for an Ave curve type.

FORM VI
GC/MS VOA INITIAL CALIBRATION DATA
INTERNAL STANDARD CURVE EVALUATION

Lab Name: TestAmerica Edison Job No.: 460-69667-1 Analy Batch No.: 199137

SDG No.:

Instrument ID: CVOAMS10 GC Column: Rtx-624 ID: 0.25(mm) Heated Purge: (Y/N) N

Calibration Start Date: 12/20/2013 21:02 Calibration End Date: 12/21/2013 02:14 Calibration ID: 33940

ANALYTE	RRF					CURVE TYPE	COEFFICIENT			#	MIN RRF	%RSD	#	MAX %RSD	R^2 OR COD	#	MIN R^2 OR COD
	LVL 1 LVL 6	LVL 2	LVL 3	LVL 4	LVL 5		B	M1	M2								
cis-1,2-Dichloroethene	0.3870 0.3215	0.3444	0.3200	0.3305	0.3349	Ave		0.3397				7.3		15.0			
2-Butanone	3.2188 2.3519	2.6906	2.7802	2.8352	2.7614	Ave		2.7728				10.0		15.0			
Ethyl acetate	2.6310 2.1166	2.1573	2.4192	2.5963	2.3445	Ave		2.3787				9.0		15.0			
Methyl acrylate	0.3016 0.2857	0.2806	0.2661	0.2973	0.2919	Ave		0.2872				4.5		15.0			
Propionitrile	3.3517 2.5882	2.9741	3.0850	3.2363	2.9200	Ave		3.0274				8.8		15.0			
Bromochloromethane	0.1747 0.1472	0.1789	0.1581	0.1569	0.1571	Ave		0.1622				7.5		15.0			
Tetrahydrofuran	5.5619 5.9146	7.5189	7.5197	7.6870	7.2513	Ave		6.9127				13.0		15.0			
Methacrylonitrile	0.1709 0.1206	0.1587	0.1546	0.1618	0.1419	Ave		0.1514				12.0		15.0			
Chloroform	0.5982 0.4742	0.5308	0.4845	0.4953	0.5059	Ave		0.5148				8.8		15.0			
Cyclohexane	0.2127 0.4152	0.3027	0.4197	0.4411	0.4576	QuaF		0.4790	0						1.0000		0.9900
1,1,1-Trichloroethane	0.3562 0.3960	0.3629	0.3533	0.3726	0.4146	Ave		0.3758				6.4		15.0			
Carbon tetrachloride	0.2113 0.3135	0.2399	0.2502	0.2730	0.3233	QuaF		0.3203	0						1.0000		0.9900
1,1-Dichloropropene	0.2967 0.3412	0.3247	0.3376	0.3489	0.3750	Ave		0.3373				7.7		15.0			
Isobutyl alcohol	0.6034 0.7004	0.5724	0.5753	0.6755	0.7743	Ave		0.6506				12.0		15.0			
Benzene	1.8072 1.3892	1.6790	1.5784	1.6252	1.6248	Ave		1.6173				8.5		15.0			
Isopropyl acetate	0.6466 0.6661	0.6621	0.6487	0.7153	0.6978	Ave		0.6727				4.1		15.0			
Tert-amyl methyl ether	0.7325 0.7492	0.7058	0.6717	0.7482	0.7498	Ave		0.7262				4.4		15.0			
1,2-Dichloroethane	0.4346 0.3491	0.3988	0.3587	0.3669	0.3718	Ave		0.3800				8.3		15.0			
n-Heptane	0.0435 0.1215	0.0707	0.1220	0.1231	0.1306	QuaF		0.1347	0						1.0000		0.9900
2,4,4-Trimethyl-1-pentene	0.4360 0.5366	0.3290	0.5609	0.6153	0.5802	QuaF		0.6082	0						1.0000		0.9900

Note: The m1 coefficient is the same as Ave RRF for an Ave curve type.

FORM VI
GC/MS VOA INITIAL CALIBRATION DATA
INTERNAL STANDARD CURVE EVALUATION

Lab Name: TestAmerica Edison Job No.: 460-69667-1 Analy Batch No.: 199137

SDG No.:

Instrument ID: CVOAMS10 GC Column: Rtx-624 ID: 0.25(mm) Heated Purge: (Y/N) N

Calibration Start Date: 12/20/2013 21:02 Calibration End Date: 12/21/2013 02:14 Calibration ID: 33940

ANALYTE	RRF					CURVE TYPE	COEFFICIENT			#	MIN RRF	%RSD	#	MAX %RSD	R^2 OR COD	#	MIN R^2 OR COD
	LVL 1 LVL 6	LVL 2	LVL 3	LVL 4	LVL 5		B	M1	M2								
n-Butanol	0.1931 0.4790	0.2717	0.3120	0.4336	0.4806	QuaF		0.4731	0						1.0000		0.9900
Trichloroethene	0.3351 0.2936	0.2950	0.2863	0.2912	0.3059	Ave		0.3012				5.9		15.0			
Methylcyclohexane	0.1699 0.4316	0.2737	0.4279	0.4436	0.4671	QuaF		0.4834	0						1.0000		0.9900
Ethyl acrylate	0.4348 0.6882	0.5549	0.6578	0.7253	0.7313	QuaF		0.7536	0						1.0000		0.9900
1,2-Dichloropropane	0.3022 0.2708	0.2771	0.2651	0.2791	0.2900	Ave		0.2807				4.8		15.0			
Methyl methacrylate	0.0949 0.1048	0.0949	0.0964	0.1081	0.1059	Ave		0.1008				6.0		15.0			
1,4-Dioxane	4.0445 3.3917	3.6669	3.0196	3.5541	3.4667	Ave		3.5239				9.6		15.0			
Dibromomethane	0.2356 0.1795	0.1973	0.1902	0.1913	0.1985	Ave		0.1987				9.7		15.0			
Propyl acetate	0.4215 0.4244	0.3499	0.3971	0.4447	0.4321	Ave		0.4116				8.3		15.0			
Bromodichloromethane	0.3883 0.3746	0.3684	0.3461	0.3623	0.3926	Ave		0.3721				4.6		15.0			
2-Nitropropane	0.0587 0.0693	0.0390	0.0435	0.0532	0.0634	QuaF		0.0581	0						1.0000		0.9900
2-Chloroethyl vinyl ether	0.1731 0.1891	0.1630	0.1709	0.1930	0.1914	Ave		0.1801				7.0		15.0			
Epichlorohydrin	+++++ +++++	+++++	+++++	+++++	0.0029	None											
cis-1,3-Dichloropropene	0.4829 0.5779	0.5334	0.5082	0.5615	0.6181	Ave		0.5470				9.0		15.0			
4-Methyl-2-pentanone	0.3897 0.3400	0.3917	0.3840	0.4055	0.4053	Ave		0.3860				6.3		15.0			
Toluene	1.8275 1.5375	1.7150	1.7008	1.7443	1.7760	Ave		1.7168				5.8		15.0			
trans-1,3-Dichloropropene	0.3497 0.5134	0.3966	0.3876	0.4566	0.5308	QuaF		0.5273	0						1.0000		0.9900
Ethyl methacrylate	0.3898 0.5674	0.4818	0.4821	0.5598	0.6086	Ave		0.5149				15.0		15.0			
1,1,2-Trichloroethane	0.3425 0.3123	0.3401	0.3139	0.3320	0.3345	Ave		0.3292				4.0		15.0			
Tetrachloroethene	0.3398 0.3583	0.3407	0.3591	0.3666	0.3900	Ave		0.3591				5.2		15.0			

Note: The m1 coefficient is the same as Ave RRF for an Ave curve type.

FORM VI
GC/MS VOA INITIAL CALIBRATION DATA
INTERNAL STANDARD CURVE EVALUATION

Lab Name: TestAmerica Edison Job No.: 460-69667-1 Analy Batch No.: 199137

SDG No.:

Instrument ID: CVOAMS10 GC Column: Rtx-624 ID: 0.25(mm) Heated Purge: (Y/N) N

Calibration Start Date: 12/20/2013 21:02 Calibration End Date: 12/21/2013 02:14 Calibration ID: 33940

ANALYTE	RRF					CURVE TYPE	COEFFICIENT			#	MIN RRF	%RSD	#	MAX %RSD	R^2 OR COD	#	MIN R^2 OR COD
	LVL 1 LVL 6	LVL 2	LVL 3	LVL 4	LVL 5		B	M1	M2								
1,3-Dichloropropane	0.6486 0.6061	0.6408	0.6078	0.6433	0.6618	Ave		0.6348				3.6		15.0			
2-Hexanone	0.2371 0.2596	0.2584	0.2606	0.2811	0.2959	Ave		0.2655				7.7		15.0			
Butyl acetate	0.5128 0.5923	0.4425	0.5325	0.5985	0.5972	Ave		0.5459				11.0		15.0			
Dibromochloromethane	0.3130 0.3941	0.3506	0.3356	0.3627	0.4053	Ave		0.3602				9.7		15.0			
1,2-Dibromoethane	0.4046 0.3943	0.4122	0.3748	0.3994	0.4224	Ave		0.4013				4.1		15.0			
Chlorobenzene	1.3473 1.0515	1.1423	1.1083	1.1441	1.1586	Ave		1.1587			0.3000	8.6		15.0			
Ethylbenzene	0.5944 0.6027	0.5741	0.5990	0.6268	0.6550	Ave		0.6087				4.6		15.0			
1,1,1,2-Tetrachloroethane	0.3224 0.3582	0.3065	0.2983	0.3263	0.3662	Ave		0.3296				8.3		15.0			
m&p-Xylene	0.6916 0.7337	0.7145	0.7327	0.7666	0.8024	Ave		0.7400				5.2		15.0			
Butyl acrylate	0.1630 0.3596	0.2261	0.2726	0.3385	0.3622	QuaF		0.3582	0						1.0000		0.9900
o-Xylene	0.6882 0.7081	0.7026	0.7424	0.7680	0.7850	Ave		0.7324				5.3		15.0			
Styrene	1.1656 1.2480	1.2765	1.2947	1.3642	1.3971	Ave		1.2910				6.4		15.0			
Amly acetate	0.6913 1.1805	0.8098	0.9255	1.1388	1.1766	QuaF		1.1627	0						1.0000		0.9900
Bromoform	0.2124 0.2690	0.2071	0.2082	0.2347	0.2760	Ave		0.2346			0.1000	13.0		15.0			
Isopropylbenzene	1.4718 1.6661	1.6127	1.8282	1.9050	1.9460	Ave		1.7383				11.0		15.0			
Camphene, Total	0.1236 0.1091	0.0728	0.1124	0.1168	0.1100	QuaF		0.1116	0						1.0000		0.9900
Monobromobenzene	0.9723 0.8867	0.9150	0.8316	0.8658	0.9050	Ave		0.8961				5.3		15.0			
1,1,2,2-Tetrachloroethane	1.2136 0.9607	1.1777	0.9944	1.0629	1.0658	Ave		1.0792			0.3000	9.2		15.0			
N-Propylbenzene	3.2932 3.2614	3.7317	3.9010	4.0392	4.0359	Ave		3.7104				9.5		15.0			
1,2,3-Trichloropropane	0.3890 0.3279	0.3633	0.3233	0.3277	0.3388	Ave		0.3450				7.5		15.0			

Note: The m1 coefficient is the same as Ave RRF for an Ave curve type.

FORM VI
GC/MS VOA INITIAL CALIBRATION DATA
INTERNAL STANDARD CURVE EVALUATION

Lab Name: TestAmerica Edison Job No.: 460-69667-1 Analy Batch No.: 199137

SDG No.:

Instrument ID: CVOAMS10 GC Column: Rtx-624 ID: 0.25(mm) Heated Purge: (Y/N) N

Calibration Start Date: 12/20/2013 21:02 Calibration End Date: 12/21/2013 02:14 Calibration ID: 33940

ANALYTE	RRF					CURVE TYPE	COEFFICIENT			#	MIN RRF	%RSD	#	MAX %RSD	R^2 OR COD	#	MIN R^2 OR COD
	LVL 1 LVL 6	LVL 2	LVL 3	LVL 4	LVL 5		B	M1	M2								
trans-1,4-Dichloro-2-butene	0.1687 0.2585	0.1594	0.1591	0.1950	0.2466	QuaF		0.2305	0.0001						0.9990		0.9900
2-Chlorotoluene	2.9579 2.5881	2.7799	2.7190	2.8355	2.8253	Ave		2.7843				4.5		15.0			
p-Ethyltoluene	3.4415 2.9868	3.0335	3.4506	3.6561	3.3614	Ave		3.3216				7.8		15.0			
1,3,5-Trimethylbenzene	2.6127 2.5746	2.6456	2.8056	2.8842	2.9483	Ave		2.7452				5.7		15.0			
4-Chlorotoluene	2.7252 2.3454	2.5874	2.5493	2.6081	2.6512	Ave		2.5778				5.0		15.0			
Butyl Methacrylate	0.5109 1.0871	0.6196	0.8095	1.0363	1.0841	QuaF		1.0687	0						1.0000		0.9900
tert-Butylbenzene	1.8923 2.2486	2.1485	2.3798	2.4515	2.4970	Ave		2.2696				9.9		15.0			
1,2,4-Trimethylbenzene	2.6706 2.6004	2.8045	2.9164	3.0258	3.0595	Ave		2.8462				6.6		15.0			
sec-Butylbenzene	2.3756 2.9100	2.9878	3.5135	3.6278	3.6420	QuaF		4.0631	-0.002						1.0000		0.9900
1,3-Dichlorobenzene	1.7443 1.4706	1.6536	1.6049	1.6883	1.6966	Ave		1.6430				5.9		15.0			
p-Isopropyltoluene	2.1365 2.6663	2.5829	2.9993	3.1460	3.2278	Ave		2.7931				15.0		15.0			
1,4-Dichlorobenzene	1.9915 1.5594	1.7483	1.6361	1.6906	1.7511	Ave		1.7295				8.5		15.0			
Benzyl chloride	0.5566 1.5040	0.6246	0.6485	0.9784	3.3089	QuaF		1.1996	0.0006						0.9990		0.9900
Indan	3.4393 2.5966	3.0914	3.2961	3.4853	3.1379	Ave		3.1744				10.0		15.0			
1,4-Diethylbenzene	1.5142 1.6927	1.4288	1.7307	1.9338	1.8038	Ave		1.6840				11.0		15.0			
n-Butylbenzene	2.0172 2.8293	2.5658	3.1533	3.2953	3.3089	QuaF		3.5821	-0.002						1.0000		0.9900
1,2-Dichlorobenzene	1.7749 1.5234	1.6657	1.5943	1.6608	1.6827	Ave		1.6503				5.2		15.0			
1,2,4,5-Tetramethylbenzene	2.0144 2.4675	2.0891	2.4883	2.8389	2.6690	Ave		2.4279				13.0		15.0			
1,2-Dibromo-3-Chloropropane	0.2257 0.1993	0.1717	0.1625	0.1831	0.2034	Ave		0.1909				12.0		15.0			
1,3,5-Trichlorobenzene	0.8982 1.0386	0.8700	1.0002	1.1054	1.0490	Ave		0.9936				9.2		15.0			

Note: The m1 coefficient is the same as Ave RRF for an Ave curve type.

FORM VI
GC/MS VOA INITIAL CALIBRATION DATA
INTERNAL STANDARD CURVE EVALUATION

Lab Name: TestAmerica Edison Job No.: 460-69667-1 Analy Batch No.: 199137

SDG No.:

Instrument ID: CVOAMS10 GC Column: Rtx-624 ID: 0.25(mm) Heated Purge: (Y/N) N

Calibration Start Date: 12/20/2013 21:02 Calibration End Date: 12/21/2013 02:14 Calibration ID: 33940

ANALYTE	RRF					CURVE TYPE	COEFFICIENT			#	MIN RRF	%RSD	#	MAX %RSD	R^2 OR COD	#	MIN R^2 OR COD
	LVL 1 LVL 6	LVL 2	LVL 3	LVL 4	LVL 5		B	M1	M2								
Camphor	0.0473 0.1102	0.0796	0.0678	0.0936	0.0978	QuaF		0.0893	0						1.0000		0.9900
1,2,4-Trichlorobenzene	0.6300 0.9915	0.6886	0.7541	0.9101	1.0297	QuaF		1.0287	0						1.0000		0.9900
Hexachlorobutadiene	0.2962 0.3778	0.3281	0.3730	0.3826	0.3982	Ave		0.3593				11.0		15.0			
Naphthalene	1.7739 2.8091	2.0549	2.1633	2.6656	3.0337	QuaF		3.0920	-0.001						0.9990		0.9900
1,2,3-Trichlorobenzene	0.4981 0.9275	0.6540	0.7262	0.8517	0.9498	QuaF		0.9438	0						1.0000		0.9900
Dibromofluoromethane (Surr)	0.2374 0.2438	0.2335	0.2312	0.2328	0.2309	Ave		0.2349				2.1		15.0			
1,2-Dichloroethane-d4 (Surr)	0.2678 0.2658	0.2609	0.2602	0.2622	0.2601	Ave		0.2628				1.2		15.0			
Toluene-d8 (Surr)	1.3120 1.2803	1.3163	1.3310	1.3270	1.2982	Ave		1.3108				1.4		15.0			
Bromofluorobenzene	0.3905 0.4175	0.3966	0.4092	0.4122	0.4088	Ave		0.4058				2.5		15.0			

Note: The m1 coefficient is the same as Ave RRF for an Ave curve type.

FORM VI
GC/MS VOA INITIAL CALIBRATION DATA
INTERNAL STANDARD RESPONSE AND CONCENTRATION

Lab Name: TestAmerica Edison Job No.: 460-69667-1 Analy Batch No.: 199137

SDG No.:

Instrument ID: CVOAMS10 GC Column: Rtx-624 ID: 0.25(mm) Heated Purge: (Y/N) N

Calibration Start Date: 12/20/2013 21:02 Calibration End Date: 12/21/2013 02:14 Calibration ID: 33940

Calibration Files:

LEVEL:	LAB SAMPLE ID:	LAB FILE ID:
Level 1	STD1 460-199137/4	R10763.D
Level 2	STD5 460-199137/16	R10775.D
Level 3	STD20 460-199137/6	R10765.D
Level 4	STD50 460-199137/7	R10766.D
Level 5	STD200 460-199137/8	R10767.D
Level 6	STD500 460-199137/9	R10768.D

ANALYTE	IS REF	CURVE TYPE	RESPONSE					CONCENTRATION (UG/L)				
			LVL 1 LVL 6	LVL 2	LVL 3	LVL 4	LVL 5	LVL 1 LVL 6	LVL 2	LVL 3	LVL 4	LVL 5
Dichlorodifluoromethane	FB	Ave	6430 3284437	28340	125131	329982	1223704	1.00 500	5.00	20.0	50.0	200
Chloromethane	FB	Ave	6608 2858898	25619	106320	274782	1042264	1.00 500	5.00	20.0	50.0	200
Vinyl chloride	FB	Ave	6125 2693729	25184	105705	283186	1043572	1.00 500	5.00	20.0	50.0	200
Butadiene	FB	Ave	5150 2405389	21854	95921	252986	939110	1.00 500	5.00	20.0	50.0	200
Bromomethane	TBA	QuaF	2139 1411558	7553	32549	97814	464536	1.00 500	5.00	20.0	50.0	200
Chloroethane	FB	Ave	3335 1524769	15582	60705	158277	583426	1.00 500	5.00	20.0	50.0	200
Dichlorofluoromethane	FB	QuaF	10813 4353160	39974	169622	444091	1642392	1.00 500	5.00	20.0	50.0	200
Trichlorofluoromethane	FB	Ave	7599 4124718	33718	149364	391952	1526585	1.00 500	5.00	20.0	50.0	200
Ethanol	TBA	QuaF	1412 552676	6250	19393	51620	200999	50.0 25000	250	1000	2500	10000
Ethyl ether	FB	Ave	4209 1863838	19433	67281	176791	740859	1.00 500	5.00	20.0	50.0	200
Isopropene	FB	QuaF	10172 6053366	24494	206432	534130	2064539	1.00 500	5.00	20.0	50.0	200
Freon TF	FB	QuaF	2279 2444476	16286	84344	217006	939106	1.00 500	5.00	20.0	50.0	200
Acrolein	TBA	Ave	3156 300879	12539	24106	59619	142742	4.00 400	20.0	40.0	100	200
1,1-Dichloroethene	FB	Ave	4587 2714696	24356	88086	233512	1026323	1.00 500	5.00	20.0	50.0	200
Acetone	TBA	QuaF	11031 4470386	45157	162989	406403	1593221	5.00 2500	25.0	100	250	1000
Iodomethane	FB	QuaF	1385 2252668	8904	47634	173733	906854	1.00 500	5.00	20.0	50.0	200

FORM VI
GC/MS VOA INITIAL CALIBRATION DATA
INTERNAL STANDARD RESPONSE AND CONCENTRATION

Lab Name: TestAmerica Edison Job No.: 460-69667-1 Analy Batch No.: 199137

SDG No.:

Instrument ID: CVOAMS10 GC Column: Rtx-624 ID: 0.25(mm) Heated Purge: (Y/N) N

Calibration Start Date: 12/20/2013 21:02 Calibration End Date: 12/21/2013 02:14 Calibration ID: 33940

ANALYTE	IS REF	CURVE TYPE	RESPONSE					CONCENTRATION (UG/L)				
			LVL 1 LVL 6	LVL 2	LVL 3	LVL 4	LVL 5	LVL 1 LVL 6	LVL 2	LVL 3	LVL 4	LVL 5
Carbon disulfide	FB	Ave	15330 8867794	80551	309223	821701	3569071	1.00 500	5.00	20.0	50.0	200
Isopropanol	TBA	Ave	3031 1779320	14528	48347	135026	596239	10.0 5000	50.0	200	500	2000
Allyl chloride	FB	Ave	2678 1379063	13399	48235	134459	557057	1.00 500	5.00	20.0	50.0	200
Methyl acetate	FB	Ave	22688 9543798	109217	374386	976143	4093540	5.00 2500	25.0	100	250	1000
Cyclopentene	FB	Ave	11134 6873292	52314	244632	664831	2573154	1.00 500	5.00	20.0	50.0	200
Acetonitrile	FB	Ave	8420 4145702	41539	142410	376621	1506049	10.0 5000	50.0	200	500	2000
Methylene Chloride	FB	Ave	6358 2929710	30571	102954	267837	1129626	1.00 500	5.00	20.0	50.0	200
TBA	TBA	Ave	4504 2878410	23026	71482	206582	1010049	10.0 5000	50.0	200	500	2000
MTBE	FB	Ave	14029 7730731	70162	246917	667605	2944919	1.00 500	5.00	20.0	50.0	200
trans-1,2-Dichloroethene	FB	Ave	5429 2937102	27050	95015	249461	1093325	1.00 500	5.00	20.0	50.0	200
Acrylonitrile	FB	Ave	23537 10297432	114631	402357	1058323	4435115	10.0 5000	50.0	200	500	2000
Hexane	FB	QuaF	1533 1503409	9418	50018	129126	580963	1.00 500	5.00	20.0	50.0	200
Allyl alcohol	TBA	None	+++++ +++++	+++++	+++++	+++++	9605	+++++ +++++	+++++	+++++	+++++	5000
DIPE	FB	Ave	13930 7122500	65391	245108	681170	2681154	1.00 500	5.00	20.0	50.0	200
1,1-Dichloroethane	FB	Ave	9418 4759717	44947	158756	415274	1768739	1.00 500	5.00	20.0	50.0	200
Vinyl acetate	FB	QuaF	13610 6762952	86115	258911	822621	3549272	2.00 1000	10.0	40.0	100	400
2-Chloro-1,3-butadiene	FB	Ave	4035 2551468	20069	87443	233345	939080	1.00 500	5.00	20.0	50.0	200
Tert-butyl ethyl ether	FB	Ave	11856 7220168	59509	217023	607425	2545187	1.00 500	5.00	20.0	50.0	200
2,2-Dichloropropane	FB	Ave	3810 3220575	25129	83544	236127	1166704	1.00 500	5.00	20.0	50.0	200
cis-1,2-Dichloroethene	FB	Ave	6053 3143011	28308	101785	268622	1152694	1.00 500	5.00	20.0	50.0	200
2-Butanone	TBA	Ave	3970 2070900	18599	67774	178903	790066	5.00 2500	25.0	100	250	1000

FORM VI
GC/MS VOA INITIAL CALIBRATION DATA
INTERNAL STANDARD RESPONSE AND CONCENTRATION

Lab Name: TestAmerica Edison Job No.: 460-69667-1 Analy Batch No.: 199137

SDG No.:

Instrument ID: CVOAMS10 GC Column: Rtx-624 ID: 0.25(mm) Heated Purge: (Y/N) N

Calibration Start Date: 12/20/2013 21:02 Calibration End Date: 12/21/2013 02:14 Calibration ID: 33940

ANALYTE	IS REF	CURVE TYPE	RESPONSE					CONCENTRATION (UG/L)				
			LVL 1 LVL 6	LVL 2	LVL 3	LVL 4	LVL 5	LVL 1 LVL 6	LVL 2	LVL 3	LVL 4	LVL 5
Ethyl acetate	TBA	Ave	1298 745475	5965	23589	65533	268311	2.00 1000	10.0	40.0	100	400
Methyl acrylate	FB	Ave	4717 2793702	23067	84637	241694	1004595	1.00 500	5.00	20.0	50.0	200
Propionitrile	TBA	Ave	8268 4557893	41117	150405	408427	1670882	10.0 5000	50.0	200	500	2000
Bromochloromethane	FB	Ave	2732 1439161	14706	50275	127572	540753	1.00 500	5.00	20.0	50.0	200
Tetrahydrofuran	TBA	Ave	2744 2083173	20790	73324	194024	829871	2.00 1000	10.0	40.0	100	400
Methacrylonitrile	FB	Ave	26724 11787752	130414	491748	1315221	4883982	10.0 5000	50.0	200	500	2000
Chloroform	FB	Ave	9357 4635985	43632	154110	402610	1740911	1.00 500	5.00	20.0	50.0	200
Cyclohexane	FB	QuaF	3327 4059089	24879	133479	358545	1574909	1.00 500	5.00	20.0	50.0	200
1,1,1-Trichloroethane	FB	Ave	5571 3871479	29833	112383	302853	1426883	1.00 500	5.00	20.0	50.0	200
Carbon tetrachloride	FB	QuaF	3305 3065351	19721	79582	221907	1112501	1.00 500	5.00	20.0	50.0	200
1,1-Dichloropropene	FB	Ave	4640 3336048	26693	107373	283637	1290427	1.00 500	5.00	20.0	50.0	200
Isobutyl alcohol	TBA	Ave	3721 3083701	19782	70124	213138	1107658	25.0 12500	125	500	1250	5000
Benzene	CBZ	Ave	20829 10406166	101785	369182	973249	4187519	1.00 500	5.00	20.0	50.0	200
Isopropyl acetate	FB	Ave	10113 6512164	54422	206326	581425	2401264	1.00 500	5.00	20.0	50.0	200
Tert-amyl methyl ether	FB	Ave	11457 7324490	58016	213628	608170	2580334	1.00 500	5.00	20.0	50.0	200
1,2-Dichloroethane	FB	Ave	6798 3413021	32778	114072	298250	1279690	1.00 500	5.00	20.0	50.0	200
n-Heptane	FB	QuaF	681 1187710	5815	38789	100070	449589	1.00 500	5.00	20.0	50.0	200
2,4,4-Trimethyl-1-pentene	FB	QuaF	13640 10492297	54096	356770	1000360	3993309	2.00 1000	10.0	40.0	100	400
n-Butanol	TBA	QuaF	1191 2108731	9391	38029	136816	687525	25.0 12500	125	500	1250	5000
Trichloroethene	FB	Ave	5241 2870062	24248	91071	236676	1052655	1.00 500	5.00	20.0	50.0	200
Methylcyclohexane	FB	QuaF	2657 4219225	22502	136083	360606	1607490	1.00 500	5.00	20.0	50.0	200

FORM VI
GC/MS VOA INITIAL CALIBRATION DATA
INTERNAL STANDARD RESPONSE AND CONCENTRATION

Lab Name: TestAmerica Edison Job No.: 460-69667-1 Analy Batch No.: 199137

SDG No.:

Instrument ID: CVOAMS10 GC Column: Rtx-624 ID: 0.25(mm) Heated Purge: (Y/N) N

Calibration Start Date: 12/20/2013 21:02 Calibration End Date: 12/21/2013 02:14 Calibration ID: 33940

ANALYTE	IS REF	CURVE TYPE	RESPONSE					CONCENTRATION (UG/L)				
			LVL 1 LVL 6	LVL 2	LVL 3	LVL 4	LVL 5	LVL 1 LVL 6	LVL 2	LVL 3	LVL 4	LVL 5
Ethyl acrylate	FB	QuaF	6801 6728709	45612	209204	589615	2516667	1.00 500	5.00	20.0	50.0	200
1,2-Dichloropropane	FB	Ave	4727 2647469	22781	84333	226836	998132	1.00 500	5.00	20.0	50.0	200
Methyl methacrylate	FB	Ave	2970 2048794	15598	61311	175683	729039	2.00 1000	10.0	40.0	100	400
1,4-Dioxane	DXE	Ave	3909 847731	7857	26017	72803	310745	50.0 10000	100	400	1000	4000
Dibromomethane	FB	Ave	3685 1754771	16222	60489	155483	683156	1.00 500	5.00	20.0	50.0	200
Propyl acetate	FB	Ave	6593 4149617	28760	126315	361497	1487075	1.00 500	5.00	20.0	50.0	200
Bromodichloromethane	FB	Ave	6073 3662359	30281	110096	294527	1351166	1.00 500	5.00	20.0	50.0	200
2-Nitropropane	FB	QuaF	1835 1355054	6412	27680	86540	436668	2.00 1000	10.0	40.0	100	400
2-Chloroethyl vinyl ether	FB	Ave	2707 1848954	13398	54342	156907	658848	1.00 500	5.00	20.0	50.0	200
Epichlorohydrin	CBZ	None	+++++ +++++	+++++	+++++	+++++	150252	+++++ +++++	+++++	+++++	+++++	4000
cis-1,3-Dichloropropene	CBZ	Ave	5566 4328996	32339	118872	336225	1592976	1.00 500	5.00	20.0	50.0	200
4-Methyl-2-pentanone	CBZ	Ave	22457 12736203	118717	449126	1214005	5223318	5.00 2500	25.0	100	250	1000
Toluene	CBZ	Ave	21063 11516845	103973	397812	1044540	4577168	1.00 500	5.00	20.0	50.0	200
trans-1,3-Dichloropropene	CBZ	QuaF	4031 3846071	24042	90657	273449	1368069	1.00 500	5.00	20.0	50.0	200
Ethyl methacrylate	CBZ	Ave	4493 4250476	29211	112771	335220	1568394	1.00 500	5.00	20.0	50.0	200
1,1,2-Trichloroethane	CBZ	Ave	3947 2339652	20620	73424	198799	862086	1.00 500	5.00	20.0	50.0	200
Tetrachloroethene	CBZ	Ave	3916 2683824	20652	83988	219539	1005099	1.00 500	5.00	20.0	50.0	200
1,3-Dichloropropane	CBZ	Ave	7476 4540502	38850	142172	385259	1705621	1.00 500	5.00	20.0	50.0	200
2-Hexanone	CBZ	Ave	13663 9724744	78313	304784	841682	3813628	5.00 2500	25.0	100	250	1000
Butyl acetate	CBZ	Ave	5910 4436559	26829	124548	358381	1539082	1.00 500	5.00	20.0	50.0	200
Dibromochloromethane	CBZ	Ave	3607 2952200	21254	78490	217228	1044599	1.00 500	5.00	20.0	50.0	200

FORM VI
GC/MS VOA INITIAL CALIBRATION DATA
INTERNAL STANDARD RESPONSE AND CONCENTRATION

Lab Name: TestAmerica Edison Job No.: 460-69667-1 Analy Batch No.: 199137

SDG No.:

Instrument ID: CVOAMS10 GC Column: Rtx-624 ID: 0.25(mm) Heated Purge: (Y/N) N

Calibration Start Date: 12/20/2013 21:02 Calibration End Date: 12/21/2013 02:14 Calibration ID: 33940

ANALYTE	IS REF	CURVE TYPE	RESPONSE					CONCENTRATION (UG/L)				
			LVL 1 LVL 6	LVL 2	LVL 3	LVL 4	LVL 5	LVL 1 LVL 6	LVL 2	LVL 3	LVL 4	LVL 5
1,2-Dibromoethane	CBZ	Ave	4663 2953755	24989	87668	239186	1088755	1.00 500	5.00	20.0	50.0	200
Chlorobenzene	CBZ	Ave	15529 7876310	69249	259226	685127	2986000	1.00 500	5.00	20.0	50.0	200
Ethylbenzene	CBZ	Ave	6851 4514414	34804	140110	375343	1688102	1.00 500	5.00	20.0	50.0	200
1,1,1,2-Tetrachloroethane	CBZ	Ave	3716 2682918	18582	69766	195427	943749	1.00 500	5.00	20.0	50.0	200
m&p-Xylene	CBZ	Ave	7971 5495653	43315	171389	459073	2068046	1.00 500	5.00	20.0	50.0	200
Butyl acrylate	CBZ	QuaF	1879 2693836	13708	63758	202717	933582	1.00 500	5.00	20.0	50.0	200
o-Xylene	CBZ	Ave	7932 5303950	42596	173650	459894	2023217	1.00 500	5.00	20.0	50.0	200
Styrene	CBZ	Ave	13434 9348906	77387	302841	816955	3600636	1.00 500	5.00	20.0	50.0	200
Amly acetate	DCB	QuaF	4105 4735290	25753	119929	378971	1695190	1.00 500	5.00	20.0	50.0	200
Bromoform	CBZ	Ave	2448 2015132	12554	48696	140566	711289	1.00 500	5.00	20.0	50.0	200
Isopropylbenzene	CBZ	Ave	16963 12480087	97770	427615	1140818	5015224	1.00 500	5.00	20.0	50.0	200
Camphene, Total	CBZ	QuaF	1425 817587	4411	26283	69951	283553	1.00 500	5.00	20.0	50.0	200
Monobromobenzene	DCB	Ave	5774 3556990	29100	107754	288134	1303939	1.00 500	5.00	20.0	50.0	200
1,1,2,2-Tetrachloroethane	DCB	Ave	7207 3853650	37455	128858	353719	1535633	1.00 500	5.00	20.0	50.0	200
N-Propylbenzene	DCB	Ave	19556 13082641	118677	505482	1344214	5814840	1.00 500	5.00	20.0	50.0	200
1,2,3-Trichloropropane	DCB	Ave	2310 1315210	11554	41889	109052	488171	1.00 500	5.00	20.0	50.0	200
trans-1,4-Dichloro-2-butene	DCB	QuaF	1002 1036902	5070	20618	64894	355335	1.00 500	5.00	20.0	50.0	200
2-Chlorotoluene	DCB	Ave	17565 10381824	88406	352328	943616	4070679	1.00 500	5.00	20.0	50.0	200
p-Ethyltoluene	DCB	Ave	20437 11981178	96471	447126	1216709	4842953	1.00 500	5.00	20.0	50.0	200
1,3,5-Trimethylbenzene	DCB	Ave	15515 10327427	84137	363548	959828	4247789	1.00 500	5.00	20.0	50.0	200
4-Chlorotoluene	DCB	Ave	16183 9408279	82287	330332	867969	3819808	1.00 500	5.00	20.0	50.0	200

FORM VI
GC/MS VOA INITIAL CALIBRATION DATA
INTERNAL STANDARD RESPONSE AND CONCENTRATION

Lab Name: TestAmerica Edison Job No.: 460-69667-1 Analy Batch No.: 199137

SDG No.:

Instrument ID: CVOAMS10 GC Column: Rtx-624 ID: 0.25(mm) Heated Purge: (Y/N) N

Calibration Start Date: 12/20/2013 21:02 Calibration End Date: 12/21/2013 02:14 Calibration ID: 33940

ANALYTE	IS REF	CURVE TYPE	RESPONSE					CONCENTRATION (UG/L)				
			LVL 1 LVL 6	LVL 2	LVL 3	LVL 4	LVL 5	LVL 1 LVL 6	LVL 2	LVL 3	LVL 4	LVL 5
Butyl Methacrylate	DCB	QuaF	3034 4360876	19705	104889	344887	1561917	1.00 500	5.00	20.0	50.0	200
tert-Butylbenzene	DCB	Ave	11237 9019702	68326	308367	815828	3597683	1.00 500	5.00	20.0	50.0	200
1,2,4-Trimethylbenzene	DCB	Ave	15859 10431104	89190	377909	1006961	4408017	1.00 500	5.00	20.0	50.0	200
sec-Butylbenzene	DCB	QuaF	14107 11673177	95019	455275	1207296	5247300	1.00 500	5.00	20.0	50.0	200
1,3-Dichlorobenzene	DCB	Ave	10358 5899251	52588	207963	561851	2444418	1.00 500	5.00	20.0	50.0	200
p-Isopropyltoluene	DCB	Ave	12687 10695377	82141	388647	1046975	4650607	1.00 500	5.00	20.0	50.0	200
1,4-Dichlorobenzene	DCB	Ave	11826 6255190	55599	212007	562613	2522922	1.00 500	5.00	20.0	50.0	200
Benzyl chloride	DCB	QuaF	3305 6032948	19865	84037	325614	4767426	1.00 500	5.00	20.0	50.0	200
Indan	DCB	Ave	20424 10415868	98313	427100	1159896	4521042	1.00 500	5.00	20.0	50.0	200
1,4-Diethylbenzene	DCB	Ave	8992 6789997	45439	224257	643566	2598876	1.00 500	5.00	20.0	50.0	200
n-Butylbenzene	DCB	QuaF	11979 11349245	81598	408603	1096638	4767341	1.00 500	5.00	20.0	50.0	200
1,2-Dichlorobenzene	DCB	Ave	10540 6110918	52974	206588	552716	2424334	1.00 500	5.00	20.0	50.0	200
1,2,4,5-Tetramethylbenzene	DCB	Ave	11962 9898155	66439	322425	944756	3845442	1.00 500	5.00	20.0	50.0	200
1,2-Dibromo-3-Chloropropane	DCB	Ave	1340 799506	5461	21061	60925	293024	1.00 500	5.00	20.0	50.0	200
1,3,5-Trichlorobenzene	DCB	Ave	5334 4166323	27669	129599	367877	1511438	1.00 500	5.00	20.0	50.0	200
Camphor	DCB	QuaF	1405 2210130	12653	43902	155693	704526	5.00 2500	25.0	100	250	1000
1,2,4-Trichlorobenzene	DCB	QuaF	3741 3977258	21898	97712	302878	1483542	1.00 500	5.00	20.0	50.0	200
Hexachlorobutadiene	DCB	Ave	1759 1515660	10434	48339	127342	573660	1.00 500	5.00	20.0	50.0	200
Naphthalene	DCB	QuaF	10534 11268308	65350	280324	887101	4370869	1.00 500	5.00	20.0	50.0	200
1,2,3-Trichlorobenzene	DCB	QuaF	2958 3720652	20798	94103	283436	1368510	1.00 500	5.00	20.0	50.0	200
Dibromofluoromethane (Surr)	FB	Ave	185679 238372	191944	183847	189243	198619	50.0 50.0	50.0	50.0	50.0	50.0

FORM VI
GC/MS VOA INITIAL CALIBRATION DATA
INTERNAL STANDARD RESPONSE AND CONCENTRATION

Lab Name: TestAmerica Edison Job No.: 460-69667-1 Analy Batch No.: 199137

SDG No.:

Instrument ID: CVOAMS10 GC Column: Rtx-624 ID: 0.25(mm) Heated Purge: (Y/N) N

Calibration Start Date: 12/20/2013 21:02 Calibration End Date: 12/21/2013 02:14 Calibration ID: 33940

ANALYTE	IS REF	CURVE TYPE	RESPONSE					CONCENTRATION (UG/L)				
			LVL 1 LVL 6	LVL 2	LVL 3	LVL 4	LVL 5	LVL 1 LVL 6	LVL 2	LVL 3	LVL 4	LVL 5
1,2-Dichloroethane-d4 (Surr)	FB	Ave	209398 259872	214440	206919	213109	223754	50.0 50.0	50.0	50.0	50.0	50.0
Toluene-d8 (Surr)	CBZ	Ave	756071 959030	798011	778301	794663	836432	50.0 50.0	50.0	50.0	50.0	50.0
Bromofluorobenzene	CBZ	Ave	225027 312734	240438	239288	246859	263377	50.0 50.0	50.0	50.0	50.0	50.0

Curve Type Legend:

Ave = Average ISTD
None = No Calib Curve
QuaF = Quadratic ISTD forced zero

TestAmerica Edison
Target Compound Quantitation Report

Data File: \\EDICHROM\ChromData\CVOAMS10\20131220-8090.b\R10763.D
Lims ID: STD1 Lab Sample ID:
Client ID:
Sample Type: IC Calib Level: 2
Inject. Date: 20-Dec-2013 21:02:30 ALS Bottle#: 24 Worklist Smp#: 4
Purge Vol: 5.000 mL Dil. Factor: 1.0000
Sample Info: STD1
Misc. Info.: 460-0008090-004
Operator ID: Instrument ID: CVOAMS10
Sublist: chrom-8260_W10*sub4

Method: \\EDICHROM\ChromData\CVOAMS10\20131220-8090.b\8260_W10.m
Limit Group: VOA - 8260B Water and Solid
Last Update: 23-Dec-2013 15:14:09 Calib Date: 21-Dec-2013 02:14:30
Integrator: RTE ID Type: Deconvolution ID
Quant Method: Internal Standard Quant By: Initial Calibration
Last ICal File: \\EDICHROM\ChromData\CVOAMS10\20131220-8090.b\R10775.D

Column 1 : Rtx-624 (0.25 mm) Detector MS SCAN
Process Host: XAWRK018

First Level Reviewer: starzecm Date: 21-Dec-2013 00:31:42

Compound	Sig	RT (min.)	Exp RT (min.)	Dlt RT (min.)	Q	Response	On-Col Amt ug/l	Flags
1 Dichlorodifluoromethane	85	1.358	1.358	0.0	97	6430	1.10	
2 Chloromethane	50	1.516	1.516	0.0	96	6608	1.27	
4 Vinyl chloride	62	1.604	1.605	-0.001	90	6125	1.20	
149 Butadiene	54	1.628	1.628	0.0	91	5150	1.14	
6 Bromomethane	94	1.863	1.863	0.0	88	2139	3.07	
7 Chloroethane	64	1.951	1.951	0.0	94	3335	1.15	
9 Dichlorofluoromethane	67	2.121	2.122	-0.001	81	10813	1.01	
8 Trichlorofluoromethane	101	2.121	2.128	-0.007	67	7599	1.07	
11 Ethanol	46	2.333	2.327	0.006	27	1412	-12.6	
13 Ethyl ether	59	2.362	2.357	0.005	85	4209	1.20	
14 2-Methyl-1,3-butadiene	67	2.374	2.374	0.0	91	10172	0.2753	
16 1,1,2-Trichloro-1,2,2-trifluoroe	101	2.515	2.515	0.0	77	2279	1.02	
17 Acrolein	56	2.521	2.521	0.0	88	3156	5.14	
18 1,1-Dichloroethene	96	2.544	2.545	-0.001	91	4587	1.02	
19 Acetone	43	2.638	2.639	-0.001	83	11031	4.96	
20 Iodomethane	142	2.685	2.692	-0.007	76	1385	6.09	
21 Carbon disulfide	76	2.721	2.721	0.0	97	15330	1.00	
34 Isopropyl alcohol	45	2.738	2.733	0.005	62	3031	28.9	
147 3-Chloro-1-propene	76	2.850	2.856	-0.006	83	2678	1.08	
23 Methyl acetate	43	2.874	2.868	0.006	97	22688	5.94	
22 Cyclopentene	67	2.874	2.874	0.0	30	11134	0.9738	
24 Acetonitrile	41	2.921	2.921	-0.001	97	8420	11.5	
25 Methylene Chloride	84	2.973	2.974	-0.001	33	6358	1.18	
* 151 TBA-d9 (IS)	65	2.979	2.980	-0.001	42	246678	1000.0	
26 2-Methyl-2-propanol	59	3.056	3.044	0.012	80	4504	11.0	M
27 Methyl tert-butyl ether	73	3.132	3.132	0.0	97	14029	1.08	
29 trans-1,2-Dichloroethene	96	3.156	3.156	0.0	92	5429	1.10	
30 Acrylonitrile	53	3.232	3.226	0.006	93	23537	11.6	
32 Hexane	43	3.314	3.309	0.005	85	1533	1.03	
35 Isopropyl ether	45	3.514	3.514	0.0	93	13930	1.11	

Compound	Sig	RT (min.)	Exp RT (min.)	Dlt RT (min.)	Q	Response	On-Col Amt ug/l	Flags
36 1,1-Dichloroethane	63	3.543	3.544	-0.001	90	9418	1.14	
37 Vinyl acetate	43	3.561	3.561	0.0	99	13610	8.43	
33 2-Chloro-1,3-butadiene	88	3.584	3.585	-0.001	84	4035	0.9686	
40 Tert-butyl ethyl ether	59	3.825	3.820	0.005	92	11856	1.04	
41 2,2-Dichloropropane	77	4.025	4.019	0.006	59	3810	0.8253	
42 cis-1,2-Dichloroethene	96	4.049	4.049	0.0	92	6053	1.14	
43 2-Butanone (MEK)	72	4.078	4.066	0.012	98	3970	5.79	
44 Ethyl acetate	70	4.090	4.078	0.012	91	1298	2.21	M
39 Methyl acrylate	55	4.137	4.125	0.012	76	4717	1.05	
48 Propionitrile	54	4.201	4.196	0.005	98	8268	11.1	
46 Chlorobromomethane	128	4.266	4.266	0.0	47	2732	1.08	
45 Tetrahydrofuran	42	4.284	4.272	0.012	27	2744	1.61	
31 Methacrylonitrile	67	4.301	4.296	0.005	86	26724	11.3	
47 Chloroform	83	4.325	4.319	0.006	97	9357	1.16	
49 Cyclohexane	56	4.436	4.443	-0.007	82	3327	1.03	
50 1,1,1-Trichloroethane	97	4.460	4.454	0.006	84	5571	0.9477	
$ 152 Dibromofluoromethane (Surr)	113	4.472	4.472	0.0	92	185679	50.5	
51 Carbon tetrachloride	117	4.577	4.572	0.005	82	3305	3.99	
52 1,1-Dichloropropene	75	4.607	4.607	0.0	95	4640	0.8794	
56 Isobutyl alcohol	43	4.754	4.742	0.012	47	3721	23.2	
53 Benzene	78	4.801	4.801	0.0	74	20829	1.12	
$ 54 1,2-Dichloroethane-d4 (Surr)	65	4.818	4.819	-0.001	96	209398	50.9	
57 Isopropyl acetate	43	4.865	4.866	-0.001	80	10113	0.9611	
142 Tert-amyl methyl ether	73	4.865	4.866	-0.001	78	11457	1.01	
55 1,2-Dichloroethane	62	4.895	4.889	0.006	94	6798	1.14	
58 n-Heptane	57	4.959	4.960	-0.001	56	681	2.66	
* 59 Fluorobenzene	96	5.083	5.083	0.0	99	782058	50.0	
60 2,4,4-Trimethyl-1-pentene	57	5.294	5.294	0.0	92	13640	3.41	
62 n-Butanol	56	5.424	5.406	0.018	1	1191	102.7	
61 Trichloroethene	95	5.435	5.436	-0.001	86	5241	1.11	
63 Methylcyclohexane	83	5.559	5.553	0.006	72	2657	2.68	
64 Ethyl acrylate	55	5.565	5.559	0.005	93	6801	1.02	
65 1,2-Dichloropropane	63	5.717	5.718	-0.001	85	4727	1.08	
* 150 1,4-Dioxane-d8	96	5.782	5.776	0.006	42	19330	1000.0	
66 Methyl methacrylate	100	5.805	5.800	0.005	71	2970	1.88	
67 1,4-Dioxane	88	5.841	5.841	0.0	62	3909	57.6	
68 Dibromomethane	93	5.841	5.841	0.0	92	3685	1.19	
69 n-Propyl acetate	43	5.864	5.859	0.005	92	6593	1.02	
70 Dichlorobromomethane	83	5.999	5.994	0.005	91	6073	1.04	
71 2-Nitropropane	41	6.340	6.329	0.011	85	1835	8.22	M
72 2-Chloroethyl vinyl ether	63	6.334	6.334	0.0	71	2707	0.9610	
74 cis-1,3-Dichloropropene	75	6.499	6.493	0.006	76	5566	0.8828	
75 4-Methyl-2-pentanone (MIBK)	43	6.663	6.658	0.005	92	22457	5.05	
$ 76 Toluene-d8 (Surr)	98	6.728	6.728	0.0	99	756071	50.0	
77 Toluene	91	6.810	6.810	0.0	90	21063	1.06	
78 trans-1,3-Dichloropropene	75	7.169	7.157	0.012	86	4031	4.08	
82 Ethyl methacrylate	69	7.198	7.192	0.006	77	4493	0.7571	
79 1,1,2-Trichloroethane	83	7.362	7.369	-0.007	82	3947	1.04	
80 Tetrachloroethene	166	7.409	7.410	-0.001	89	3916	0.9463	
81 1,3-Dichloropropane	76	7.580	7.574	0.006	80	7476	1.02	
83 2-Hexanone	43	7.650	7.645	0.005	98	13663	4.47	
85 n-Butyl acetate	43	7.774	7.762	0.012	92	5910	0.9341	

Compound	Sig	RT (min.)	Exp RT (min.)	Dlt RT (min.)	Q	Response	On-Col Amt ug/l	Flags
84 Chlorodibromomethane	129	7.803	7.803	0.0	80	3607	0.8688	
86 Ethylene Dibromide	107	7.956	7.956	0.0	86	4663	1.01	
* 87 Chlorobenzene-d5	117	8.502	8.503	-0.001	80	576284	50.0	
88 Chlorobenzene	112	8.538	8.538	0.0	84	15529	1.16	
89 Ethylbenzene	106	8.643	8.644	-0.001	94	6851	0.9766	
90 1,1,1,2-Tetrachloroethane	131	8.667	8.655	0.012	55	3716	0.9780	
91 m-Xylene & p-Xylene	106	8.808	8.802	0.006	92	7971	0.9353	
93 n-Butyl acrylate	73	9.301	9.296	0.005	34	1879	3.19	
92 o-Xylene	106	9.301	9.302	-0.001	81	7932	0.9397	
94 Styrene	104	9.337	9.331	0.006	97	13434	0.9015	
96 Amyl acetate (mixed isomers)	43	9.542	9.543	-0.001	92	4105	2.62	
97 Bromoform	173	9.542	9.548	-0.006	73	2448	0.9055	
98 Isopropylbenzene	105	9.672	9.672	0.0	92	16963	0.8467	
$ 99 4-Bromofluorobenzene	174	9.860	9.860	0.0	89	225027	48.1	
95 Camphene	41	9.871	9.877	-0.006	44	1425	1.04	
100 Bromobenzene	156	9.983	9.977	0.006	91	5774	1.09	
101 1,1,2,2-Tetrachloroethane	83	10.024	10.024	0.0	87	7207	1.12	
102 N-Propylbenzene	91	10.053	10.048	0.005	98	19556	0.8876	
103 1,2,3-Trichloropropane	110	10.065	10.065	0.0	92	2310	1.13	
104 trans-1,4-Dichloro-2-butene	53	10.089	10.083	0.006	14	1002	4.85	
105 2-Chlorotoluene	91	10.142	10.136	0.006	94	17565	1.06	
143 4-Ethyltoluene	105	10.147	10.148	-0.001	95	20437	1.04	
106 1,3,5-Trimethylbenzene	105	10.206	10.206	0.0	84	15515	0.9517	
107 4-Chlorotoluene	91	10.236	10.236	0.0	94	16183	1.06	
108 Butyl Methacrylate	87	10.294	10.295	-0.001	79	3034	3.05	
109 tert-Butylbenzene	119	10.447	10.447	0.0	89	11237	0.8338	
110 1,2,4-Trimethylbenzene	105	10.500	10.494	0.006	93	15859	0.9383	
113 sec-Butylbenzene	105	10.606	10.606	0.0	97	14107	1.01	
115 1,3-Dichlorobenzene	146	10.717	10.712	0.005	85	10358	1.06	
114 4-Isopropyltoluene	119	10.712	10.712	0.0	83	12687	0.7649	
* 116 1,4-Dichlorobenzene-d4	152	10.764	10.765	-0.001	92	296917	50.0	
117 1,4-Dichlorobenzene	146	10.782	10.782	0.0	74	11826	1.15	
118 Benzyl chloride	91	10.888	10.882	0.006	73	3305	3.83	
119 2,3-Dihydroindene	117	10.929	10.929	0.0	89	20424	1.08	
133 p-Diethylbenzene	119	10.970	10.970	0.0	89	8992	0.8992	
120 n-Butylbenzene	91	10.988	10.988	0.0	77	11979	1.02	
121 1,2-Dichlorobenzene	146	11.035	11.029	0.006	93	10540	1.08	
132 1,2,4,5-Tetramethylbenzene	119	11.487	11.487	0.0	90	11962	0.8297	
122 1,2-Dibromo-3-Chloropropane	75	11.575	11.570	0.005	77	1340	1.18	
145 1,3,5-Trichlorobenzene	180	11.669	11.669	0.0	93	5334	0.9040	
123 Camphor	95	12.075	12.081	-0.006	65	1405	10.1	
124 1,2,4-Trichlorobenzene	180	12.151	12.151	0.0	79	3741	3.98	
126 Hexachlorobutadiene	225	12.233	12.234	-0.001	68	1759	0.8243	
127 Naphthalene	128	12.368	12.363	0.005	98	10534	4.31	
128 1,2,3-Trichlorobenzene	180	12.580	12.574	0.006	80	2958	3.52	
S 130 1,2-Dichloroethene, Total	100				0		2.24	
S 131 Xylenes, Total	100				0		1.87	
S 139 Total BTEX	1				0		5.03	

QC Flag Legend

Review Flags
M - Manually Integrated

Report Date: 23-Dec-2013 15:14:10 Chrom Revision: 2.1 15-Oct-2013 07:52:24

TestAmerica Edison

Data File: \\EDICHROM\ChromData\CVOAMS10\20131220-8090.b\R10763.D

Injection Date:	20-Dec-2013 21:02:30	Instrument ID:	CVOAMS10	Operator ID:	
Lims ID:	STD1	Lab Sample ID:		Worklist Smp#:	4
Client ID:					
Purge Vol:	5.000 mL	Dil. Factor:	1.0000	ALS Bottle#:	24
Method:	8260_W10	Limit Group:	VOA - 8260B Water and Solid		

Column: Rtx-624 (0.25 mm)

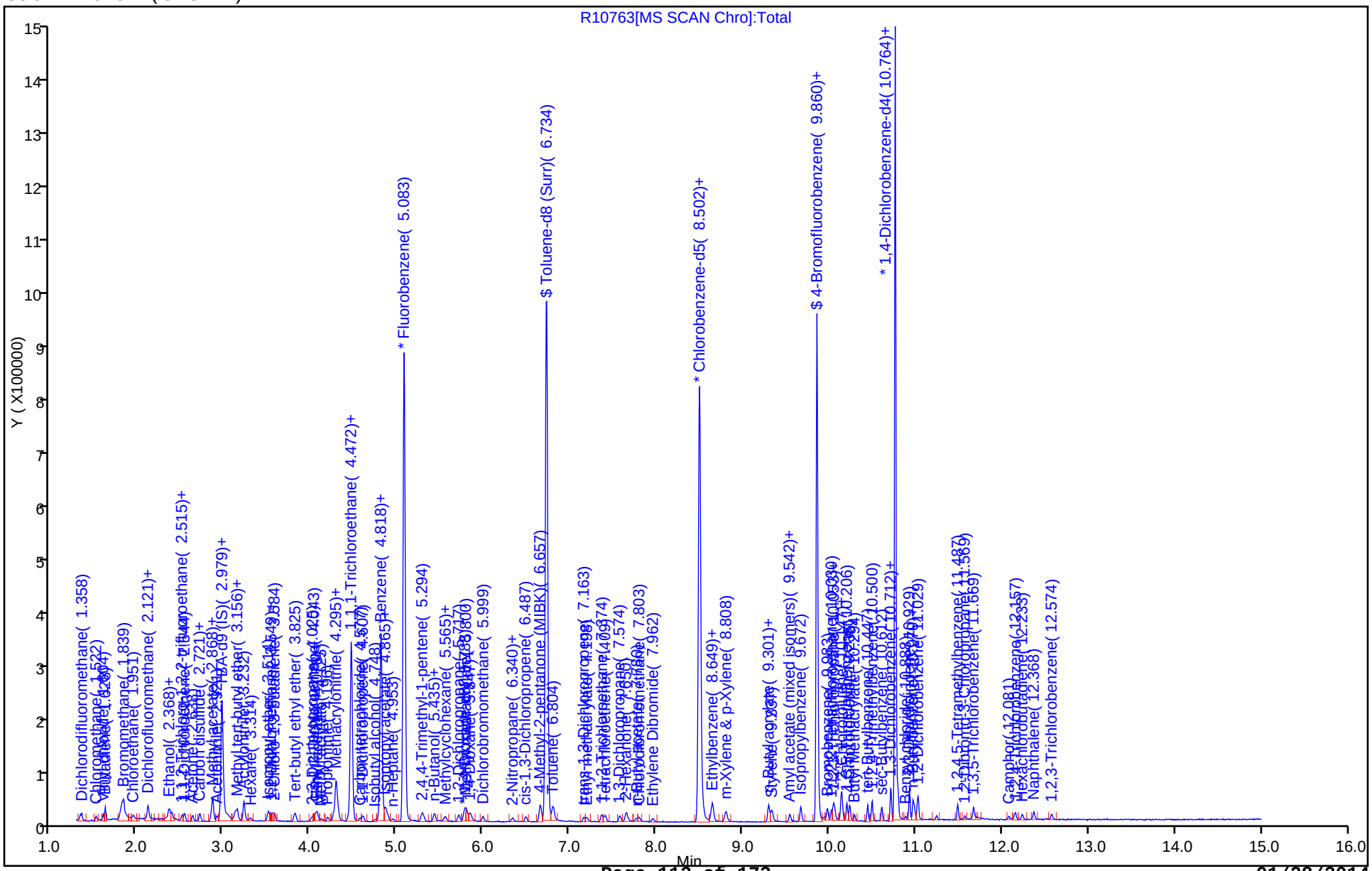

Manual Integration/User Assign Peak Report

TestAmerica Edison

Data File: \\EDICHROM\ChromData\CVOAMS10\20131220-8090.b\R10763.D
Injection Date: 20-Dec-2013 21:02:30 Instrument ID: CVOAMS10
Lims ID: STD1 Lab Sample ID:
Client ID:
Operator ID: ALS Bottle#: 24 Worklist Smp#: 4
Purge Vol: 5.000 mL Dil. Factor: 1.0000
Method: 8260_W10 Limit Group: VOA - 8260B Water and Solid
Column: Rtx-624 (0.25 mm) Detector MS SCAN

26 2-Methyl-2-propanol, CAS: 75-65-0

Processing Integration Results

RT: 3.06
Response: 2588
Amount: 9.904689

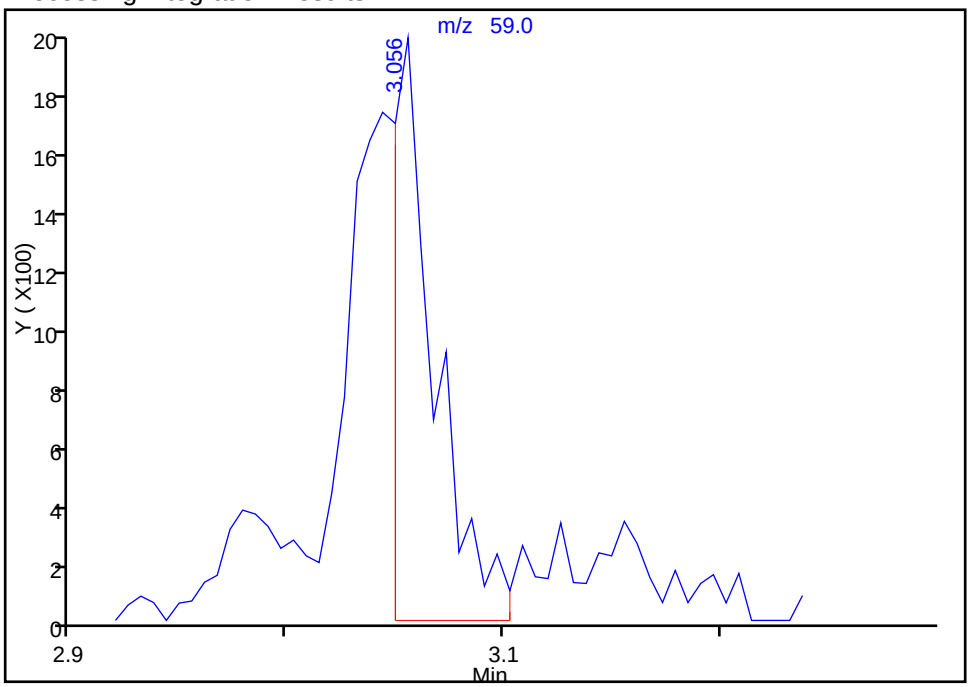

Manual Integration Results

RT: 3.06
Response: 4504
Amount: 10.955523

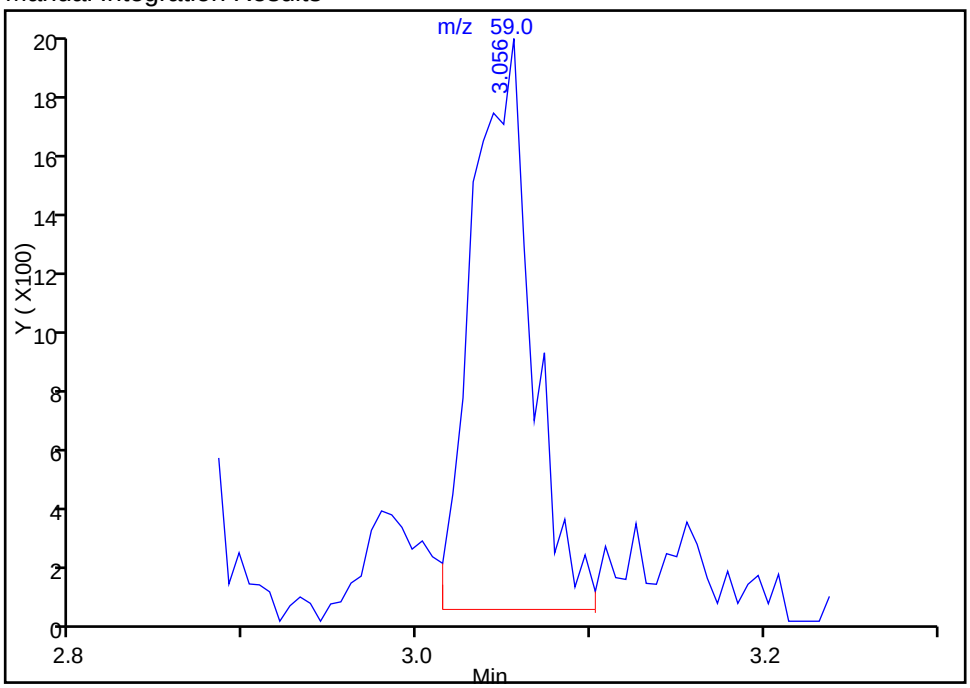

Reviewer: delpolitov, 23-Dec-2013 15:14:09
Audit Action: Manually Integrated
Audit Reason: Peak Not Integrated

Manual Integration/User Assign Peak Report

TestAmerica Edison

Data File: \\EDICHROM\ChromData\CVOAMS10\20131220-8090.b\R10763.D
Injection Date: 20-Dec-2013 21:02:30 Instrument ID: CVOAMS10
Lims ID: STD1 Lab Sample ID:
Client ID:
Operator ID: ALS Bottle#: 24 Worklist Smp#: 4
Purge Vol: 5.000 mL Dil. Factor: 1.0000
Method: 8260_W10 Limit Group: VOA - 8260B Water and Solid
Column: Rtx-624 (0.25 mm) Detector MS SCAN

44 Ethyl acetate, CAS: 141-78-6

Processing Integration Results

RT: 4.08
Response: 870
Amount: 1.578637

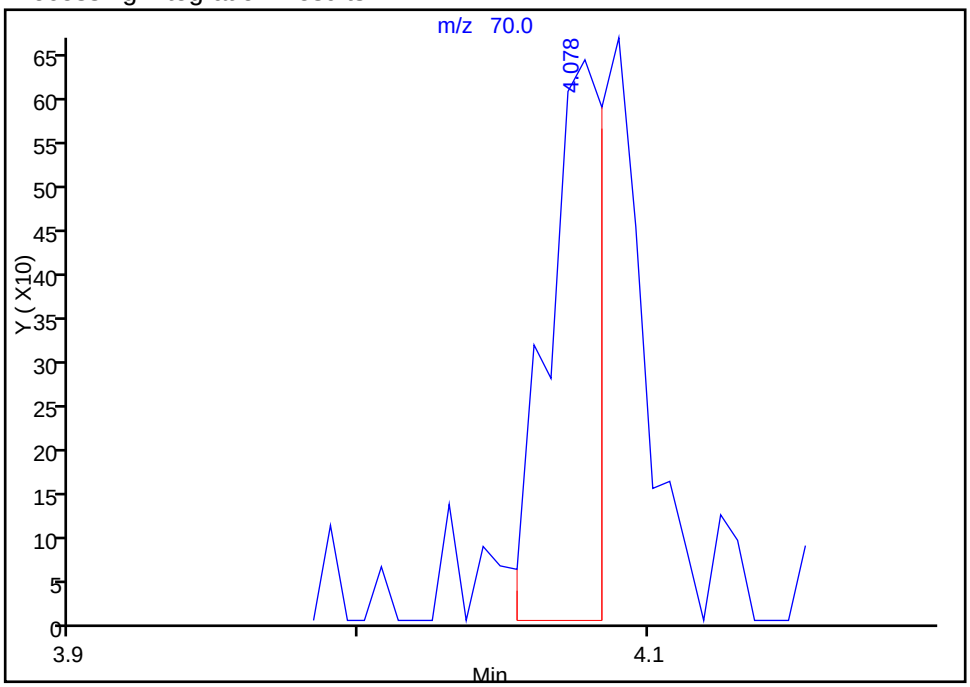

Manual Integration Results

RT: 4.09
Response: 1298
Amount: 2.212092

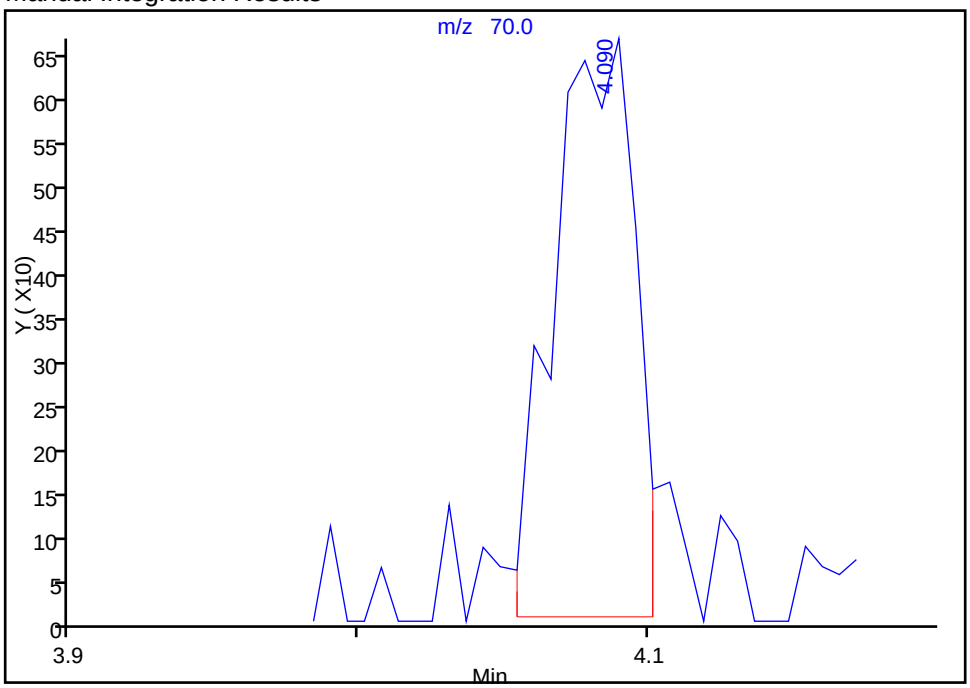

Reviewer: delpolitov, 23-Dec-2013 15:14:09
Audit Action: Manually Integrated
Audit Reason: Peak Not Integrated

Manual Integration/User Assign Peak Report

TestAmerica Edison

Data File: \\EDICHROM\ChromData\CVOAMS10\20131220-8090.b\R10763.D
Injection Date: 20-Dec-2013 21:02:30 Instrument ID: CVOAMS10
Lims ID: STD1 Lab Sample ID:
Client ID:
Operator ID: ALS Bottle#: 24 Worklist Smp#: 4
Purge Vol: 5.000 mL Dil. Factor: 1.0000
Method: 8260_W10 Limit Group: VOA - 8260B Water and Solid
Column: Rtx-624 (0.25 mm) Detector MS SCAN

71 2-Nitropropane, CAS: 79-46-9

Processing Integration Results

RT: 6.34
Response: 1152
Amount: 7.724597

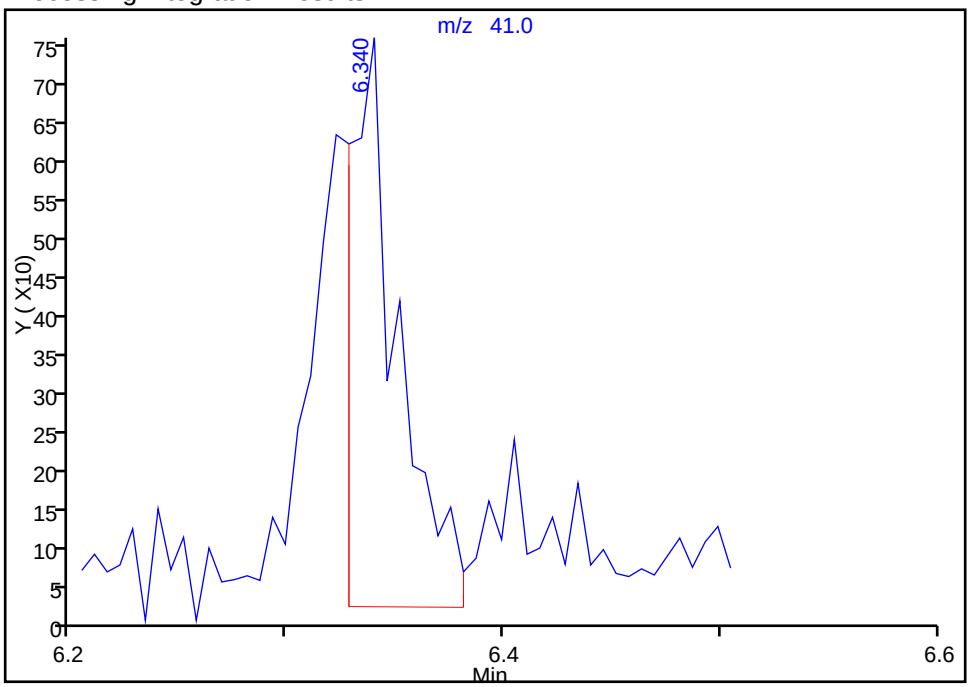

Manual Integration Results

RT: 6.34
Response: 1835
Amount: 8.216016

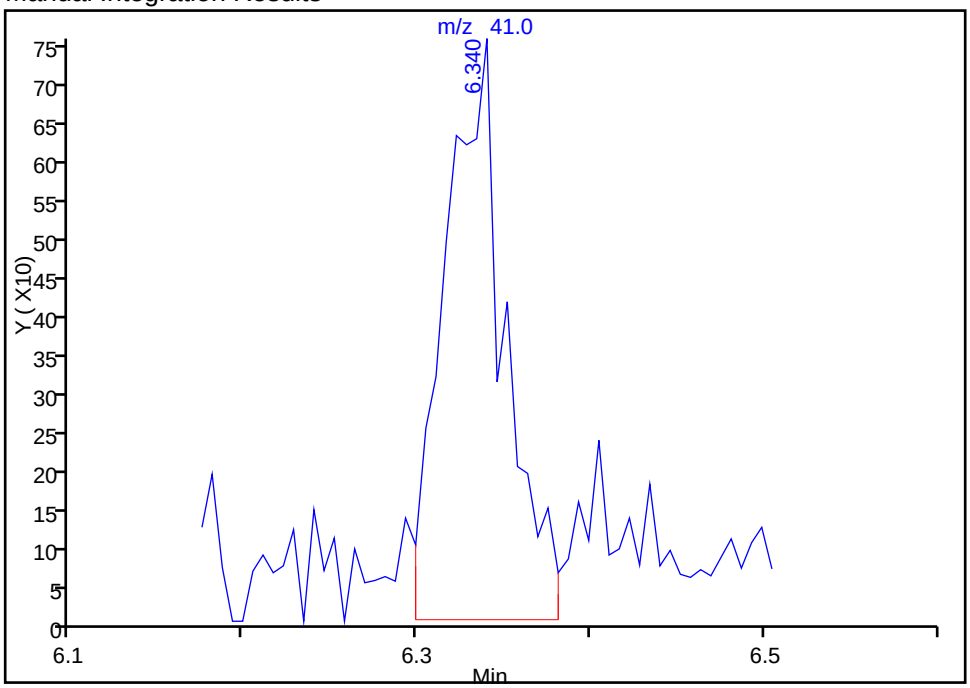

Reviewer: delpolitov, 23-Dec-2013 15:14:09
Audit Action: Manually Integrated
Audit Reason: Peak Not Integrated

TestAmerica Edison
Target Compound Quantitation Report

Data File: \\EDICHROM\ChromData\CVOAMS10\20131220-8090.b\R10765.D
Lims ID: STD20 Lab Sample ID:
Client ID:
Sample Type: ICIS Calib Level: 4
Inject. Date: 20-Dec-2013 21:53:30 ALS Bottle#: 26 Worklist Smp#: 6
Purge Vol: 5.000 mL Dil. Factor: 1.0000
Sample Info: STD20
Misc. Info.: 460-0008090-006
Operator ID: Instrument ID: CVOAMS10
Sublist: chrom-8260_W10*sub4

Method: \\EDICHROM\ChromData\CVOAMS10\20131220-8090.b\8260_W10.m
Limit Group: VOA - 8260B Water and Solid
Last Update: 23-Dec-2013 15:22:38 Calib Date: 21-Dec-2013 02:14:30
Integrator: RTE ID Type: Deconvolution ID
Quant Method: Internal Standard Quant By: Initial Calibration
Last ICal File: \\EDICHROM\ChromData\CVOAMS10\20131220-8090.b\R10775.D

Column 1 : Rtx-624 (0.25 mm) Detector MS SCAN
Process Host: XAWRK018

First Level Reviewer: delpolitov Date: 23-Dec-2013 15:22:38

Compound	Sig	RT (min.)	Exp RT (min.)	Dlt RT (min.)	Q	Response	On-Col Amt ug/l	Flags
1 Dichlorodifluoromethane	85	1.358	1.358	0.0	98	125131	21.0	
2 Chloromethane	50	1.516	1.516	0.0	99	106320	20.0	
4 Vinyl chloride	62	1.605	1.605	0.0	98	105705	20.4	
149 Butadiene	54	1.628	1.628	0.0	93	95921	21.0	
6 Bromomethane	94	1.863	1.863	0.0	98	32549	16.4	
7 Chloroethane	64	1.951	1.951	0.0	99	60705	20.6	
9 Dichlorofluoromethane	67	2.122	2.122	0.0	96	169622	21.2	
8 Trichlorofluoromethane	101	2.128	2.128	0.0	98	149364	20.8	
11 Ethanol	46	2.327	2.327	0.0	99	19393	1047.9	
13 Ethyl ether	59	2.357	2.357	0.0	91	67281	18.9	
14 2-Methyl-1,3-butadiene	67	2.374	2.374	0.0	93	206432	21.7	
16 1,1,2-Trichloro-1,2,2-trifluoroe	101	2.515	2.515	0.0	96	84344	18.7	
17 Acrolein	56	2.521	2.521	0.0	84	24106	39.7	
18 1,1-Dichloroethene	96	2.545	2.545	0.0	97	88086	19.2	
19 Acetone	43	2.639	2.639	0.0	86	162989	111.7	
20 Iodomethane	142	2.692	2.692	0.0	97	47634	11.0	
21 Carbon disulfide	76	2.721	2.721	0.0	98	309223	19.8	
34 Isopropyl alcohol	45	2.733	2.733	0.0	96	48347	186.0	
147 3-Chloro-1-propene	76	2.856	2.856	0.0	90	48235	19.1	
23 Methyl acetate	43	2.868	2.868	0.0	97	374386	96.4	
22 Cyclopentene	67	2.874	2.874	0.0	80	244632	21.0	
24 Acetonitrile	41	2.921	2.921	0.0	99	142410	190.8	
25 Methylene Chloride	84	2.974	2.974	0.0	83	102954	18.9	
* 151 TBA-d9 (IS)	65	2.980	2.980	0.0	49	243772	1000.0	
26 2-Methyl-2-propanol	59	3.044	3.044	0.0	97	71482	175.9	
27 Methyl tert-butyl ether	73	3.132	3.132	0.0	97	246917	18.7	
29 trans-1,2-Dichloroethene	96	3.156	3.156	0.0	91	95015	18.9	
30 Acrylonitrile	53	3.226	3.226	0.0	94	402357	194.4	
32 Hexane	43	3.309	3.309	0.0	90	50018	18.0	
35 Isopropyl ether	45	3.514	3.514	0.0	96	245108	19.3	

Compound	Sig	RT (min.)	Exp RT (min.)	Dlt RT (min.)	Q	Response	On-Col Amt ug/l	Flags
36 1,1-Dichloroethane	63	3.544	3.544	0.0	100	158756	19.0	
37 Vinyl acetate	43	3.561	3.561	0.0	99	258911	27.0	
33 2-Chloro-1,3-butadiene	88	3.585	3.585	0.0	88	87443	20.6	
40 Tert-butyl ethyl ether	59	3.820	3.820	0.0	87	217023	18.7	
41 2,2-Dichloropropane	77	4.019	4.019	0.0	78	83544	17.8	
42 cis-1,2-Dichloroethene	96	4.049	4.049	0.0	97	101785	18.8	
43 2-Butanone (MEK)	72	4.066	4.066	0.0	97	67774	100.3	
44 Ethyl acetate	70	4.078	4.078	0.0	96	23589	40.7	
39 Methyl acrylate	55	4.125	4.125	0.0	96	84637	18.5	
48 Propionitrile	54	4.196	4.196	0.0	98	150405	203.8	
46 Chlorobromomethane	128	4.266	4.266	0.0	68	50275	19.5	
45 Tetrahydrofuran	42	4.272	4.272	0.0	87	73324	43.5	
31 Methacrylonitrile	67	4.296	4.296	0.0	89	491748	204.2	
47 Chloroform	83	4.319	4.319	0.0	99	154110	18.8	
49 Cyclohexane	56	4.443	4.443	0.0	87	133479	17.6	
50 1,1,1-Trichloroethane	97	4.454	4.454	0.0	96	112383	18.8	
$ 152 Dibromofluoromethane (Surr)	113	4.472	4.472	0.0	94	183847	49.2	
51 Carbon tetrachloride	117	4.572	4.572	0.0	98	79582	15.6	
52 1,1-Dichloropropene	75	4.607	4.607	0.0	98	107373	20.0	
56 Isobutyl alcohol	43	4.742	4.742	0.0	95	70124	442.1	
53 Benzene	78	4.801	4.801	0.0	94	369182	19.5	
$ 54 1,2-Dichloroethane-d4 (Surr)	65	4.819	4.819	0.0	94	206919	49.5	
57 Isopropyl acetate	43	4.866	4.866	0.0	92	206326	19.3	
142 Tert-amyl methyl ether	73	4.866	4.866	0.0	76	213628	18.5	
55 1,2-Dichloroethane	62	4.889	4.889	0.0	97	114072	18.9	
58 n-Heptane	57	4.960	4.960	0.0	86	38789	18.2	
* 59 Fluorobenzene	96	5.083	5.083	0.0	99	795148	50.0	
60 2,4,4-Trimethyl-1-pentene	57	5.294	5.294	0.0	94	356770	37.0	
62 n-Butanol	56	5.406	5.406	0.0	84	38029	329.7	
61 Trichloroethene	95	5.436	5.436	0.0	97	91071	19.0	
63 Methylcyclohexane	83	5.553	5.553	0.0	81	136083	17.8	
64 Ethyl acrylate	55	5.559	5.559	0.0	96	209204	17.5	
65 1,2-Dichloropropane	63	5.718	5.718	0.0	92	84333	18.9	
* 150 1,4-Dioxane-d8	96	5.776	5.776	0.0	34	21540	1000.0	
66 Methyl methacrylate	100	5.800	5.800	0.0	79	61311	38.2	
67 1,4-Dioxane	88	5.841	5.841	0.0	43	26017	342.8	
68 Dibromomethane	93	5.841	5.841	0.0	95	60489	19.1	
69 n-Propyl acetate	43	5.859	5.859	0.0	96	126315	19.3	
70 Dichlorobromomethane	83	5.994	5.994	0.0	98	110096	18.6	
71 2-Nitropropane	41	6.329	6.329	0.0	77	27680	29.8	
72 2-Chloroethyl vinyl ether	63	6.334	6.334	0.0	88	54342	19.0	
74 cis-1,3-Dichloropropene	75	6.493	6.493	0.0	90	118872	18.6	
75 4-Methyl-2-pentanone (MIBK)	43	6.658	6.658	0.0	94	449126	99.5	
$ 76 Toluene-d8 (Surr)	98	6.728	6.728	0.0	98	778301	50.8	
77 Toluene	91	6.810	6.810	0.0	90	397812	19.8	
78 trans-1,3-Dichloropropene	75	7.157	7.157	0.0	96	90657	14.7	
82 Ethyl methacrylate	69	7.192	7.192	0.0	87	112771	18.7	
79 1,1,2-Trichloroethane	83	7.369	7.369	0.0	95	73424	19.1	
80 Tetrachloroethene	166	7.410	7.410	0.0	95	83988	20.0	
81 1,3-Dichloropropane	76	7.574	7.574	0.0	88	142172	19.2	
83 2-Hexanone	43	7.645	7.645	0.0	93	304784	98.2	
85 n-Butyl acetate	43	7.762	7.762	0.0	97	124548	19.5	

Compound	Sig	RT (min.)	Exp RT (min.)	Dlt RT (min.)	Q	Response	On-Col Amt ug/l	Flags
84 Chlorodibromomethane	129	7.803	7.803	0.0	95	78490	18.6	
86 Ethylene Dibromide	107	7.956	7.956	0.0	98	87668	18.7	
* 87 Chlorobenzene-d5	117	8.503	8.503	0.0	78	584758	50.0	
88 Chlorobenzene	112	8.538	8.538	0.0	96	259226	19.1	
89 Ethylbenzene	106	8.644	8.644	0.0	98	140110	19.7	
90 1,1,1,2-Tetrachloroethane	131	8.655	8.655	0.0	89	69766	18.1	
91 m-Xylene & p-Xylene	106	8.802	8.802	0.0	94	171389	19.8	
93 n-Butyl acrylate	73	9.296	9.296	0.0	95	63758	15.2	
92 o-Xylene	106	9.302	9.302	0.0	92	173650	20.3	
94 Styrene	104	9.331	9.331	0.0	97	302841	20.1	
96 Amyl acetate (mixed isomers)	43	9.543	9.543	0.0	93	119929	15.9	
97 Bromoform	173	9.548	9.548	0.0	90	48696	17.8	
98 Isopropylbenzene	105	9.672	9.672	0.0	95	427615	21.0	
$ 99 4-Bromofluorobenzene	174	9.860	9.860	0.0	89	239288	50.4	
95 Camphene	41	9.877	9.877	0.0	93	26283	20.2	
100 Bromobenzene	156	9.977	9.977	0.0	98	107754	18.6	
101 1,1,2,2-Tetrachloroethane	83	10.024	10.024	0.0	87	128858	18.4	
102 N-Propylbenzene	91	10.048	10.048	0.0	99	505482	21.0	
103 1,2,3-Trichloropropane	110	10.065	10.065	0.0	95	41889	18.7	
104 trans-1,4-Dichloro-2-butene	53	10.083	10.083	0.0	66	20618	13.8	
105 2-Chlorotoluene	91	10.136	10.136	0.0	96	352328	19.5	
143 4-Ethyltoluene	105	10.148	10.148	0.0	94	447126	20.8	
106 1,3,5-Trimethylbenzene	105	10.206	10.206	0.0	80	363548	20.4	
107 4-Chlorotoluene	91	10.236	10.236	0.0	96	330332	19.8	
108 Butyl Methacrylate	87	10.295	10.295	0.0	86	104889	15.1	
109 tert-Butylbenzene	119	10.447	10.447	0.0	90	308367	21.0	
110 1,2,4-Trimethylbenzene	105	10.494	10.494	0.0	91	377909	20.5	
113 sec-Butylbenzene	105	10.606	10.606	0.0	99	455275	17.5	
115 1,3-Dichlorobenzene	146	10.712	10.712	0.0	73	207963	19.5	
114 4-Isopropyltoluene	119	10.712	10.712	0.0	91	388647	21.5	
* 116 1,4-Dichlorobenzene-d4	152	10.765	10.765	0.0	95	323947	50.0	
117 1,4-Dichlorobenzene	146	10.782	10.782	0.0	94	212007	18.9	
118 Benzyl chloride	91	10.882	10.882	0.0	98	84037	10.8	
119 2,3-Dihydroindene	117	10.929	10.929	0.0	89	427100	20.8	
133 p-Diethylbenzene	119	10.970	10.970	0.0	88	224257	20.6	
120 n-Butylbenzene	91	10.988	10.988	0.0	96	408603	17.7	
121 1,2-Dichlorobenzene	146	11.029	11.029	0.0	96	206588	19.3	
132 1,2,4,5-Tetramethylbenzene	119	11.487	11.487	0.0	94	322425	20.5	
122 1,2-Dibromo-3-Chloropropane	75	11.570	11.570	0.0	95	21061	17.0	
145 1,3,5-Trichlorobenzene	180	11.669	11.669	0.0	97	129599	20.1	
123 Camphor	95	12.081	12.081	0.0	89	43902	75.4	
124 1,2,4-Trichlorobenzene	180	12.151	12.151	0.0	94	97712	14.7	
126 Hexachlorobutadiene	225	12.234	12.234	0.0	91	48339	20.8	
127 Naphthalene	128	12.363	12.363	0.0	99	280324	14.0	
128 1,2,3-Trichlorobenzene	180	12.574	12.574	0.0	97	94103	15.4	
S 130 1,2-Dichloroethene, Total	100				0		37.7	
S 131 Xylenes, Total	100				0		40.1	
S 139 Total BTEX	1				0		99.1	

Report Date: 23-Dec-2013 15:22:39 Chrom Revision: 2.1 15-Oct-2013 07:52:24

TestAmerica Edison

Data File: \\EDICHROM\ChromData\CVOAMS10\20131220-8090.b\R10765.D

Injection Date:	20-Dec-2013 21:53:30	Instrument ID:	CVOAMS10	Operator ID:	
Lims ID:	STD20	Lab Sample ID:		Worklist Smp#:	6
Client ID:					
Purge Vol:	5.000 mL	Dil. Factor:	1.0000	ALS Bottle#:	26
Method:	8260_W10	Limit Group:	VOA - 8260B Water and Solid		

Column: Rtx-624 (0.25 mm)

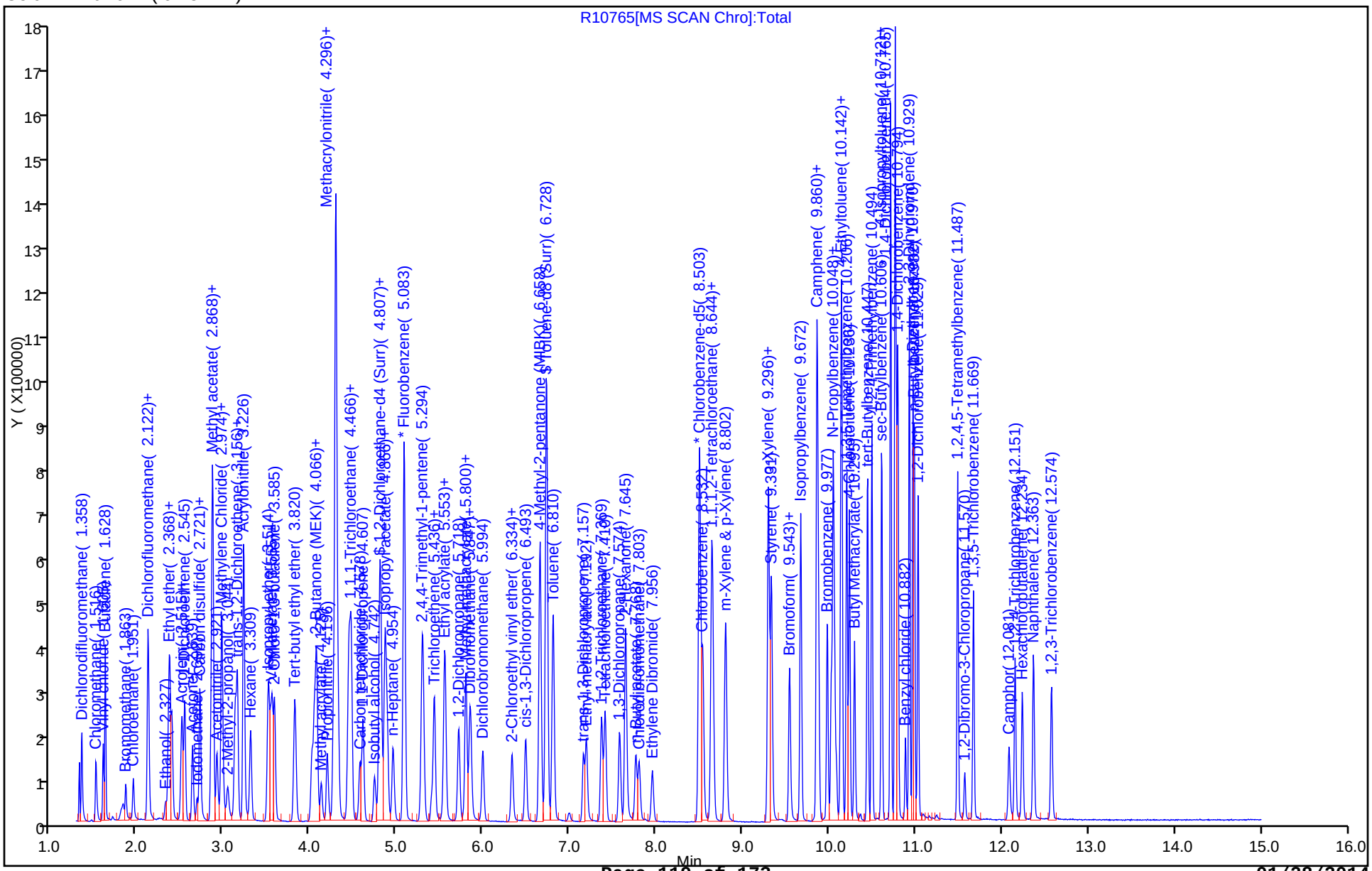

TestAmerica Edison
Target Compound Quantitation Report

Data File: \\EDICHROM\ChromData\CVOAMS10\20131220-8090.b\R10766.D
Lims ID: STD50 Lab Sample ID:
Client ID:
Sample Type: IC Calib Level: 5
Inject. Date: 20-Dec-2013 22:18:30 ALS Bottle#: 27 Worklist Smp#: 7
Purge Vol: 5.000 mL Dil. Factor: 1.0000
Sample Info: STD50
Misc. Info.: 460-0008090-007
Operator ID: Instrument ID: CVOAMS10
Sublist: chrom-8260_W10*sub4

Method: \\EDICHROM\ChromData\CVOAMS10\20131220-8090.b\8260_W10.m
Limit Group: VOA - 8260B Water and Solid
Last Update: 23-Dec-2013 15:08:43 Calib Date: 21-Dec-2013 02:14:30
Integrator: RTE ID Type: Deconvolution ID
Quant Method: Internal Standard Quant By: Initial Calibration
Last ICal File: \\EDICHROM\ChromData\CVOAMS10\20131220-8090.b\R10775.D

Column 1 : Rtx-624 (0.25 mm) Detector MS SCAN
Process Host: XAWRK018

First Level Reviewer: starzecm Date: 21-Dec-2013 00:32:40

Compound	Sig	RT (min.)	Exp RT (min.)	Dlt RT (min.)	Q	Response	On-Col Amt ug/l	Flags
1 Dichlorodifluoromethane	85	1.358	1.358	0.0	100	329982	54.2	
2 Chloromethane	50	1.516	1.516	0.0	100	274782	50.7	
4 Vinyl chloride	62	1.604	1.605	-0.001	97	283186	53.4	
149 Butadiene	54	1.628	1.628	0.0	93	252986	54.1	
6 Bromomethane	94	1.863	1.863	0.0	97	97814	49.0	
7 Chloroethane	64	1.951	1.951	0.0	99	158277	52.4	
9 Dichlorofluoromethane	67	2.121	2.122	-0.001	96	444091	55.6	
8 Trichlorofluoromethane	101	2.127	2.128	-0.001	99	391952	53.3	
11 Ethanol	46	2.327	2.327	0.0	100	51620	2745.4	
13 Ethyl ether	59	2.356	2.357	-0.001	92	176791	48.7	
14 2-Methyl-1,3-butadiene	67	2.374	2.374	0.0	93	534130	54.4	
16 1,1,2-Trichloro-1,2,2-trifluoroe	101	2.515	2.515	0.0	96	217006	52.1	
17 Acrolein	56	2.521	2.521	0.0	89	59619	94.9	
18 1,1-Dichloroethene	96	2.545	2.545	-0.001	97	233512	49.8	
19 Acetone	43	2.639	2.639	0.0	88	406403	271.2	
20 Iodomethane	142	2.691	2.692	-0.001	97	173733	43.3	
21 Carbon disulfide	76	2.721	2.721	0.0	98	821701	51.5	
34 Isopropyl alcohol	45	2.733	2.733	0.0	100	135026	515.4	
147 3-Chloro-1-propene	76	2.856	2.856	0.0	90	134459	52.2	
23 Methyl acetate	43	2.868	2.868	0.0	97	976143	246.0	
22 Cyclopentene	67	2.874	2.874	0.0	84	664831	55.9	
24 Acetonitrile	41	2.921	2.921	0.0	98	376621	493.5	
25 Methylene Chloride	84	2.973	2.974	-0.001	86	267837	48.0	
* 151 TBA-d9 (IS)	65	2.979	2.980	-0.001	53	252406	1000.0	
26 2-Methyl-2-propanol	59	3.044	3.044	0.0	97	206582	483.0	
27 Methyl tert-butyl ether	73	3.132	3.132	0.0	97	667605	49.3	
29 trans-1,2-Dichloroethene	96	3.156	3.156	0.0	92	249461	48.5	
30 Acrylonitrile	53	3.226	3.226	0.0	94	1058323	500.2	
32 Hexane	43	3.308	3.309	-0.001	90	129126	51.6	
35 Isopropyl ether	45	3.514	3.514	0.0	95	681170	52.3	

Compound	Sig	RT (min.)	Exp RT (min.)	Dlt RT (min.)	Q	Response	On-Col Amt ug/l	Flags
36 1,1-Dichloroethane	63	3.543	3.544	-0.001	100	415274	48.5	
37 Vinyl acetate	43	3.561	3.561	0.0	99	822621	90.5	
33 2-Chloro-1,3-butadiene	88	3.584	3.585	-0.001	89	233345	53.9	
40 Tert-butyl ethyl ether	59	3.820	3.820	0.0	88	607425	51.1	
41 2,2-Dichloropropane	77	4.019	4.019	0.0	93	236127	49.2	
42 cis-1,2-Dichloroethene	96	4.049	4.049	0.0	96	268622	48.6	
43 2-Butanone (MEK)	72	4.066	4.066	0.0	97	178903	254.9	
44 Ethyl acetate	70	4.072	4.078	-0.006	96	65533	116.3	
39 Methyl acrylate	55	4.125	4.125	0.0	97	241694	51.7	
48 Propionitrile	54	4.196	4.196	0.0	98	408427	534.8	
46 Chlorobromomethane	128	4.266	4.266	0.0	83	127572	48.4	
45 Tetrahydrofuran	42	4.272	4.272	0.0	84	194024	111.3	
31 Methacrylonitrile	67	4.295	4.296	-0.001	90	1315221	534.3	
47 Chloroform	83	4.319	4.319	0.0	99	402610	48.1	
49 Cyclohexane	56	4.442	4.443	-0.001	87	358545	52.7	
50 1,1,1-Trichloroethane	97	4.460	4.454	0.006	96	302853	49.5	
$ 152 Dibromofluoromethane (Surr)	113	4.472	4.472	0.0	94	189243	49.5	
51 Carbon tetrachloride	117	4.572	4.572	0.0	99	221907	44.7	
52 1,1-Dichloropropene	75	4.607	4.607	0.0	98	283637	51.7	
56 Isobutyl alcohol	43	4.742	4.742	0.0	95	213138	1114.6	
53 Benzene	78	4.801	4.801	0.0	96	973249	50.2	
$ 54 1,2-Dichloroethane-d4 (Surr)	65	4.818	4.819	-0.001	93	213109	49.9	
57 Isopropyl acetate	43	4.865	4.866	-0.001	90	581425	53.2	
142 Tert-amyl methyl ether	73	4.865	4.866	-0.001	78	608170	51.5	
55 1,2-Dichloroethane	62	4.889	4.889	0.0	97	298250	48.3	
58 n-Heptane	57	4.959	4.960	-0.001	88	100070	47.5	
* 59 Fluorobenzene	96	5.083	5.083	0.0	99	812883	50.0	
60 2,4,4-Trimethyl-1-pentene	57	5.294	5.294	0.0	94	1000360	103.3	
62 n-Butanol	56	5.400	5.406	-0.006	86	136816	1200.0	
61 Trichloroethene	95	5.435	5.436	-0.001	97	236676	48.1	
63 Methylcyclohexane	83	5.553	5.553	0.0	79	360606	47.7	
64 Ethyl acrylate	55	5.559	5.559	0.0	96	589615	53.0	
65 1,2-Dichloropropane	63	5.717	5.718	-0.001	93	226836	49.7	
* 150 1,4-Dioxane-d8	96	5.788	5.776	0.012	10	20484	1000.0	
66 Methyl methacrylate	100	5.800	5.800	0.0	79	175683	107.2	
67 1,4-Dioxane	88	5.829	5.841	-0.012	68	72803	1013.2	
68 Dibromomethane	93	5.841	5.841	0.0	94	155483	48.1	
69 n-Propyl acetate	43	5.858	5.859	-0.001	97	361497	54.0	
70 Dichlorobromomethane	83	5.993	5.994	-0.001	99	294527	48.7	
71 2-Nitropropane	41	6.328	6.329	-0.001	89	86540	93.5	
72 2-Chloroethyl vinyl ether	63	6.334	6.334	0.0	86	156907	53.6	
74 cis-1,3-Dichloropropene	75	6.487	6.493	-0.006	89	336225	51.3	
75 4-Methyl-2-pentanone (MIBK)	43	6.657	6.658	-0.001	94	1214005	262.6	
$ 76 Toluene-d8 (Surr)	98	6.734	6.728	0.006	98	794663	50.6	
77 Toluene	91	6.810	6.810	0.0	91	1044540	50.8	
78 trans-1,3-Dichloropropene	75	7.157	7.157	0.0	95	273449	45.4	
82 Ethyl methacrylate	69	7.192	7.192	0.0	87	335220	54.4	
79 1,1,2-Trichloroethane	83	7.368	7.369	-0.001	96	198799	50.4	
80 Tetrachloroethene	166	7.409	7.410	-0.001	98	219539	51.1	
81 1,3-Dichloropropane	76	7.574	7.574	0.0	89	385259	50.7	
83 2-Hexanone	43	7.645	7.645	-0.001	93	841682	264.7	
85 n-Butyl acetate	43	7.762	7.762	0.0	97	358381	54.5	

Compound	Sig	RT (min.)	Exp RT (min.)	Dlt RT (min.)	Q	Response	On-Col Amt ug/l	Flags
84 Chlorodibromomethane	129	7.803	7.803	0.0	95	217228	50.4	
86 Ethylene Dibromide	107	7.956	7.956	0.0	98	239186	49.8	
* 87 Chlorobenzene-d5	117	8.502	8.503	-0.001	78	598839	50.0	
88 Chlorobenzene	112	8.538	8.538	0.0	94	685127	49.4	
89 Ethylbenzene	106	8.643	8.644	-0.001	98	375343	51.5	
90 1,1,1,2-Tetrachloroethane	131	8.655	8.655	0.0	91	195427	49.5	
91 m-Xylene & p-Xylene	106	8.802	8.802	0.0	94	459073	51.8	
93 n-Butyl acrylate	73	9.296	9.296	0.0	97	202717	48.8	
92 o-Xylene	106	9.296	9.302	-0.006	92	459894	52.4	
94 Styrene	104	9.331	9.331	0.0	97	816955	52.8	
96 Amyl acetate (mixed isomers)	43	9.542	9.543	-0.001	93	378971	50.0	
97 Bromoform	173	9.542	9.548	-0.006	91	140566	50.0	
98 Isopropylbenzene	105	9.672	9.672	0.0	95	1140818	54.8	
$ 99 4-Bromofluorobenzene	174	9.860	9.860	0.0	86	246859	50.8	
95 Camphene	41	9.871	9.877	-0.006	94	69951	52.5	
100 Bromobenzene	156	9.977	9.977	0.0	98	288134	48.3	
101 1,1,2,2-Tetrachloroethane	83	10.024	10.024	0.0	88	353719	49.2	
102 N-Propylbenzene	91	10.048	10.048	0.0	96	1344214	54.4	
103 1,2,3-Trichloropropane	110	10.065	10.065	0.0	95	109052	47.5	
104 trans-1,4-Dichloro-2-butene	53	10.083	10.083	0.0	70	64894	44.5	
105 2-Chlorotoluene	91	10.136	10.136	0.0	96	943616	50.9	
143 4-Ethyltoluene	105	10.148	10.148	0.0	94	1216709	55.0	
106 1,3,5-Trimethylbenzene	105	10.206	10.206	0.0	81	959828	52.5	
107 4-Chlorotoluene	91	10.236	10.236	0.0	96	867969	50.6	
108 Butyl Methacrylate	87	10.294	10.295	-0.001	85	344887	49.8	
109 tert-Butylbenzene	119	10.447	10.447	0.0	90	815828	54.0	
110 1,2,4-Trimethylbenzene	105	10.494	10.494	0.0	97	1006961	53.2	
113 sec-Butylbenzene	105	10.606	10.606	0.0	99	1207296	53.7	
115 1,3-Dichlorobenzene	146	10.712	10.712	0.0	84	561851	51.4	
114 4-Isopropyltoluene	119	10.712	10.712	0.0	90	1046975	56.3	
* 116 1,4-Dichlorobenzene-d4	152	10.764	10.765	-0.001	91	332792	50.0	
117 1,4-Dichlorobenzene	146	10.782	10.782	0.0	94	562613	48.9	
118 Benzyl chloride	91	10.882	10.882	0.0	96	325614	25.1	
119 2,3-Dihydroindene	117	10.929	10.929	0.0	89	1159896	54.9	
133 p-Diethylbenzene	119	10.970	10.970	0.0	87	643566	57.4	
120 n-Butylbenzene	91	10.988	10.988	0.0	97	1096638	53.5	
121 1,2-Dichlorobenzene	146	11.029	11.029	0.0	96	552716	50.3	
132 1,2,4,5-Tetramethylbenzene	119	11.487	11.487	0.0	94	944756	58.5	
122 1,2-Dibromo-3-Chloropropane	75	11.569	11.570	-0.001	94	60925	47.9	
145 1,3,5-Trichlorobenzene	180	11.669	11.669	0.0	97	367877	55.6	
123 Camphor	95	12.081	12.081	0.0	89	155693	259.7	
124 1,2,4-Trichlorobenzene	180	12.151	12.151	0.0	94	302878	46.4	
126 Hexachlorobutadiene	225	12.233	12.234	-0.001	92	127342	53.2	
127 Naphthalene	128	12.363	12.363	0.0	99	887101	45.7	
128 1,2,3-Trichlorobenzene	180	12.574	12.574	0.0	96	283436	46.9	
S 130 1,2-Dichloroethene, Total	100				0		97.1	
S 131 Xylenes, Total	100				0		104.2	
S 139 Total BTEX	1				0		256.8	

Report Date: 23-Dec-2013 15:08:44 Chrom Revision: 2.1 15-Oct-2013 07:52:24

TestAmerica Edison

Data File: \\EDICHROM\ChromData\CVOAMS10\20131220-8090.b\R10766.D

Injection Date:	20-Dec-2013 22:18:30	Instrument ID:	CVOAMS10	Operator ID:	
Lims ID:	STD50	Lab Sample ID:		Worklist Smp#:	7
Client ID:					
Purge Vol:	5.000 mL	Dil. Factor:	1.0000	ALS Bottle#:	27
Method:	8260_W10	Limit Group:	VOA - 8260B Water and Solid		

Column: Rtx-624 (0.25 mm)

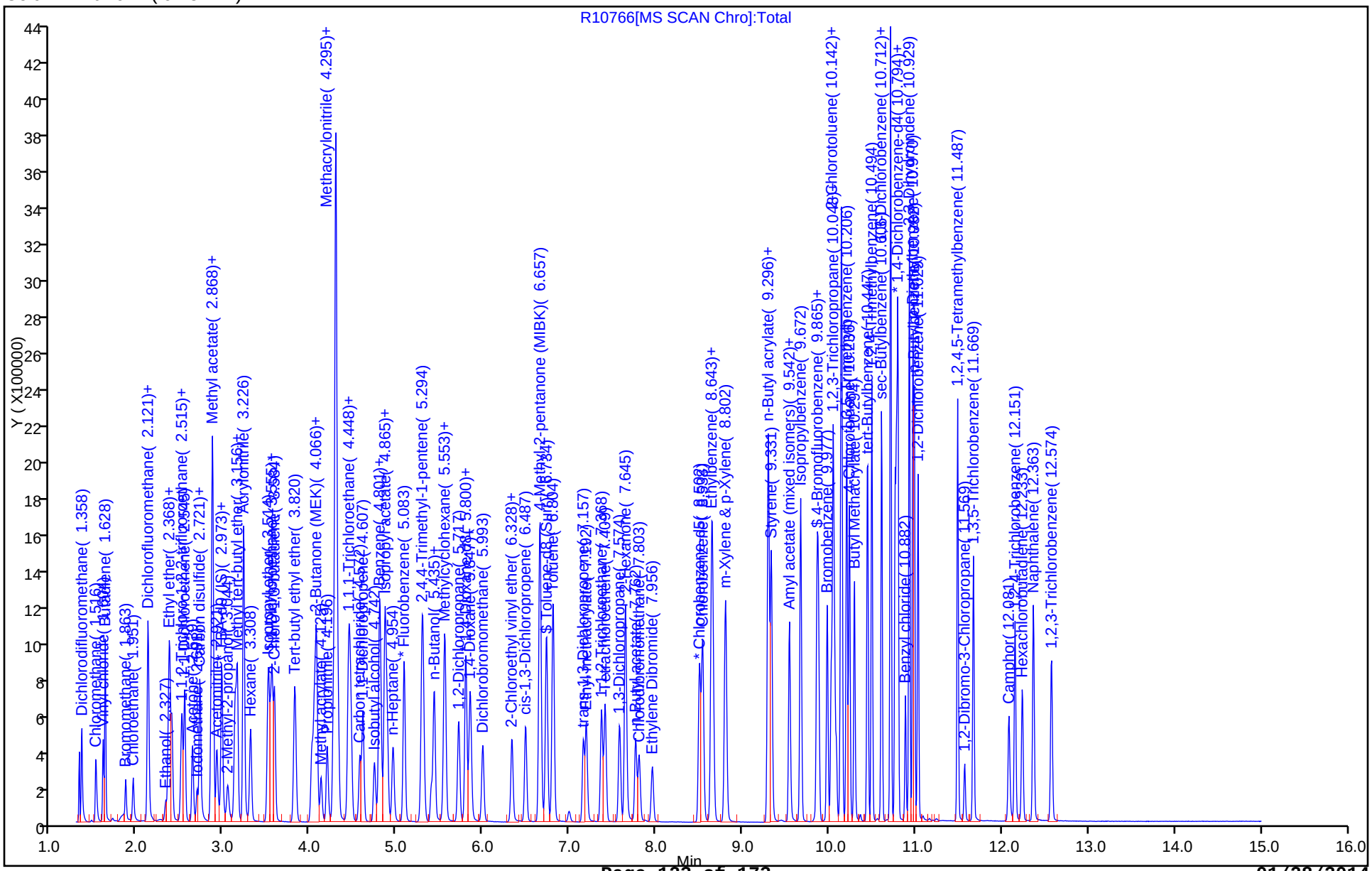

TestAmerica Edison
Target Compound Quantitation Report

Data File: \\EDICHROM\ChromData\CVOAMS10\20131220-8090.b\R10767.D
Lims ID: STD200 Lab Sample ID:
Client ID:
Sample Type: IC Calib Level: 6
Inject. Date: 20-Dec-2013 22:44:30 ALS Bottle#: 28 Worklist Smp#: 8
Purge Vol: 5.000 mL Dil. Factor: 1.0000
Sample Info: STD200
Misc. Info.: 460-0008090-008
Operator ID: Instrument ID: CVOAMS10
Sublist: chrom-8260_W10*sub4

Method: \\EDICHROM\ChromData\CVOAMS10\20131220-8090.b\8260_W10.m
Limit Group: VOA - 8260B Water and Solid
Last Update: 21-Dec-2013 06:09:49 Calib Date: 21-Dec-2013 02:14:30
Integrator: RTE ID Type: Deconvolution ID
Quant Method: Internal Standard Quant By: Initial Calibration
Last ICal File: \\EDICHROM\ChromData\CVOAMS10\20131220-8090.b\R10775.D

Column 1 : Rtx-624 (0.25 mm) Detector MS SCAN
Process Host: XAWRK013

First Level Reviewer: starzecm Date: 21-Dec-2013 00:32:58

Compound	Sig	RT (min.)	Exp RT (min.)	Dlt RT (min.)	Q	Response	On-Col Amt ug/l	Flags
1 Dichlorodifluoromethane	85	1.358	1.358	0.0	100	1223704	189.9	
2 Chloromethane	50	1.516	1.516	0.0	99	1042264	181.6	
4 Vinyl chloride	62	1.605	1.605	0.0	97	1043572	185.9	
149 Butadiene	54	1.628	1.628	0.0	93	939110	189.6	
6 Bromomethane	94	1.863	1.863	0.0	97	464536	200.6	
7 Chloroethane	64	1.951	1.951	0.0	99	583426	182.6	
9 Dichlorofluoromethane	67	2.122	2.122	0.0	97	1642392	195.3	
8 Trichlorofluoromethane	101	2.127	2.122	0.005	99	1526585	196.2	
11 Ethanol	46	2.327	2.327	0.0	99	200999	9911.7	
13 Ethyl ether	59	2.357	2.357	0.0	93	740859	192.7	
14 2-Methyl-1,3-butadiene	67	2.374	2.374	0.0	93	2064539	198.4	
34 Isopropyl alcohol	45	2.733	2.462	0.271	86	596239	1995.0	
16 1,1,2-Trichloro-1,2,2-trifluoroe	101	2.515	2.515	0.0	96	939106	211.6	
17 Acrolein	56	2.521	2.521	0.0	73	142742	200.5	
18 1,1-Dichloroethene	96	2.545	2.545	0.0	96	1026323	206.9	
19 Acetone	43	2.639	2.639	0.0	88	1593221	944.5	
20 Iodomethane	142	2.692	2.686	0.006	97	906854	203.4	
21 Carbon disulfide	76	2.721	2.721	0.0	98	3569071	211.4	
147 3-Chloro-1-propene	76	2.856	2.850	0.006	90	557057	204.2	
23 Methyl acetate	43	2.868	2.868	0.0	96	4093540	974.6	
22 Cyclopentene	67	2.868	2.874	-0.006	91	2573154	204.6	
24 Acetonitrile	41	2.921	2.921	0.0	99	1506049	1864.6	
25 Methylene Chloride	84	2.974	2.974	0.0	82	1129626	191.3	
* 151 TBA-d9 (IS)	65	2.979	2.979	0.0	19	286111	1000.0	
26 2-Methyl-2-propanol	59	3.044	3.044	0.0	98	1010049	2083.5	
27 Methyl tert-butyl ether	73	3.132	3.132	0.0	97	2944919	205.6	
29 trans-1,2-Dichloroethene	96	3.156	3.156	0.0	92	1093325	200.7	
30 Acrylonitrile	53	3.226	3.232	-0.006	93	4435115	1980.5	
32 Hexane	43	3.308	3.308	0.0	90	580963	218.0	
35 Isopropyl ether	45	3.514	3.514	0.0	95	2681154	194.7	

Compound	Sig	RT (min.)	Exp RT (min.)	Dlt RT (min.)	Q	Response	On-Col Amt ug/l	Flags
38 Allyl alcohol	57	3.514	3.514	0.0	29	9605	4804.1	
36 1,1-Dichloroethane	63	3.543	3.544	-0.001	99	1768739	195.2	
37 Vinyl acetate	43	3.561	3.561	0.0	99	3549272	406.3	
33 2-Chloro-1,3-butadiene	88	3.585	3.591	-0.005	89	939080	204.9	
40 Tert-butyl ethyl ether	59	3.820	3.820	0.0	88	2545187	202.2	
41 2,2-Dichloropropane	77	4.019	4.019	0.0	94	1166704	229.7	
42 cis-1,2-Dichloroethene	96	4.049	4.049	0.0	96	1152694	197.2	
43 2-Butanone (MEK)	72	4.066	4.072	-0.006	98	790066	992.7	
44 Ethyl acetate	70	4.072	4.078	-0.006	96	268311	420.0	
39 Methyl acrylate	55	4.125	4.125	0.0	97	1004595	203.2	
48 Propionitrile	54	4.196	4.202	-0.006	98	1670882	1930.0	
46 Chlorobromomethane	128	4.272	4.266	0.006	78	540753	193.8	
45 Tetrahydrofuran	42	4.272	4.278	-0.006	67	829871	419.8	
31 Methacrylonitrile	67	4.296	4.296	0.0	87	4883982	1874.7	
47 Chloroform	83	4.325	4.319	0.006	100	1740911	196.5	
49 Cyclohexane	56	4.442	4.442	0.0	86	1574909	217.2	
50 1,1,1-Trichloroethane	97	4.460	4.460	0.0	93	1426883	220.5	
$ 152 Dibromofluoromethane (Surr)	113	4.472	4.478	-0.006	92	198619	49.1	
51 Carbon tetrachloride	117	4.572	4.578	-0.006	98	1112501	202.2	
52 1,1-Dichloropropene	75	4.607	4.607	0.0	99	1290427	222.3	
56 Isobutyl alcohol	43	4.742	4.742	0.0	95	1107658	5066.0	
53 Benzene	78	4.801	4.801	0.0	92	4187519	200.9	
$ 54 1,2-Dichloroethane-d4 (Surr)	65	4.818	4.819	0.0	94	223754	49.5	
57 Isopropyl acetate	43	4.865	4.866	-0.001	96	2401264	207.5	
142 Tert-amyl methyl ether	73	4.865	4.866	-0.001	79	2580334	206.5	
55 1,2-Dichloroethane	62	4.889	4.889	0.0	97	1279690	195.7	
58 n-Heptane	57	4.954	4.960	-0.006	87	449589	201.0	
* 59 Fluorobenzene	96	5.083	5.083	0.0	99	860356	50.0	
60 2,4,4-Trimethyl-1-pentene	57	5.300	5.300	0.0	95	3993309	399.0	
62 n-Butanol	56	5.400	5.418	-0.018	83	687525	5031.5	
61 Trichloroethene	95	5.435	5.435	0.0	97	1052655	202.1	
63 Methylcyclohexane	83	5.553	5.553	0.0	77	1607490	201.0	
64 Ethyl acrylate	55	5.559	5.559	0.0	96	2516667	212.5	
65 1,2-Dichloropropane	63	5.717	5.717	0.0	91	998132	206.6	
* 150 1,4-Dioxane-d8	96	5.782	5.782	0.0	1	22409	1000.0	
66 Methyl methacrylate	100	5.800	5.800	0.0	79	729039	420.2	
67 1,4-Dioxane	88	5.835	5.841	-0.006	57	310745	3950.7	
68 Dibromomethane	93	5.841	5.847	-0.006	95	683156	199.9	
69 n-Propyl acetate	43	5.853	5.864	-0.011	96	1487075	209.9	
70 Dichlorobromomethane	83	5.994	5.994	0.0	97	1351166	211.1	
71 2-Nitropropane	41	6.329	6.329	-0.001	99	436668	402.8	
72 2-Chloroethyl vinyl ether	63	6.334	6.334	0.0	86	658848	212.6	
73 Epichlorohydrin	57	6.334	6.340	-0.006	40	150252	5050.7	
74 cis-1,3-Dichloropropene	75	6.487	6.493	-0.006	89	1592976	226.0	
75 4-Methyl-2-pentanone (MIBK)	43	6.658	6.658	0.0	93	5223318	1050.0	
$ 76 Toluene-d8 (Surr)	98	6.734	6.728	0.006	98	836432	49.5	
77 Toluene	91	6.810	6.810	0.0	91	4577168	207.0	
78 trans-1,3-Dichloropropene	75	7.157	7.157	0.0	95	1368069	202.0	
82 Ethyl methacrylate	69	7.192	7.198	-0.006	87	1568394	236.4	
79 1,1,2-Trichloroethane	83	7.368	7.374	-0.006	95	862086	203.2	
80 Tetrachloroethene	166	7.410	7.410	0.0	98	1005099	217.2	
81 1,3-Dichloropropane	76	7.574	7.580	-0.006	89	1705621	208.5	

Compound	Sig	RT (min.)	Exp RT (min.)	Dlt RT (min.)	Q	Response	On-Col Amt ug/l	Flags
83 2-Hexanone	43	7.645	7.651	-0.006	92	3813628	1114.8	
85 n-Butyl acetate	43	7.762	7.762	0.0	98	1539082	219.6	
84 Chlorodibromomethane	129	7.803	7.803	0.0	95	1044599	225.0	
86 Ethylene Dibromide	107	7.956	7.956	0.0	98	1088755	210.5	
* 87 Chlorobenzene-d5	117	8.502	8.502	0.0	77	644314	50.0	
88 Chlorobenzene	112	8.538	8.538	0.0	94	2986000	200.0	
89 Ethylbenzene	106	8.643	8.644	-0.001	97	1688102	215.2	
90 1,1,1,2-Tetrachloroethane	131	8.655	8.655	0.0	92	943749	222.2	
91 m-Xylene & p-Xylene	106	8.802	8.802	0.0	94	2068046	217.2	
93 n-Butyl acrylate	73	9.296	9.296	0.0	97	933582	200.8	
92 o-Xylene	106	9.296	9.302	-0.006	92	2023217	214.2	
94 Styrene	104	9.331	9.337	-0.006	96	3600636	216.1	
96 Amyl acetate (mixed isomers)	43	9.537	9.542	-0.005	93	1695190	200.3	
97 Bromoform	173	9.548	9.548	0.0	93	711289	235.3	
98 Isopropylbenzene	105	9.672	9.672	0.0	95	5015224	223.9	
$ 99 4-Bromofluorobenzene	174	9.860	9.860	0.0	85	263377	50.4	
95 Camphene	41	9.877	9.872	0.005	93	283553	199.1	
100 Bromobenzene	156	9.977	9.983	-0.006	97	1303939	202.0	
101 1,1,2,2-Tetrachloroethane	83	10.024	10.024	0.0	87	1535633	197.5	
102 N-Propylbenzene	91	10.048	10.048	0.0	98	5814840	217.5	
103 1,2,3-Trichloropropane	110	10.065	10.065	0.0	96	488171	196.4	
104 trans-1,4-Dichloro-2-butene	53	10.083	10.089	-0.006	73	355335	202.2	
105 2-Chlorotoluene	91	10.136	10.136	0.0	95	4070679	202.9	
143 4-Ethyltoluene	105	10.148	10.148	0.0	94	4842953	202.4	
106 1,3,5-Trimethylbenzene	105	10.206	10.206	0.0	81	4247789	214.8	
107 4-Chlorotoluene	91	10.236	10.236	0.0	97	3819808	205.7	
108 Butyl Methacrylate	87	10.295	10.295	0.0	85	1561917	200.5	
109 tert-Butylbenzene	119	10.447	10.447	0.0	89	3597683	220.0	
110 1,2,4-Trimethylbenzene	105	10.494	10.494	0.0	91	4408017	215.0	
113 sec-Butylbenzene	105	10.606	10.606	0.0	98	5247300	214.6	
115 1,3-Dichlorobenzene	146	10.712	10.712	0.0	73	2444418	206.5	
114 4-Isopropyltoluene	119	10.712	10.712	0.0	90	4650607	231.1	
* 116 1,4-Dichlorobenzene-d4	152	10.765	10.765	0.0	76	360194	50.0	
117 1,4-Dichlorobenzene	146	10.782	10.782	0.0	93	2522922	202.5	
119 2,3-Dihydroindene	117	10.929	10.929	0.0	89	4521042	197.7	
133 p-Diethylbenzene	119	10.970	10.970	0.0	87	2598876	214.2	
120 n-Butylbenzene	91	10.988	10.988	0.0	97	4767341	213.6	
118 Benzyl chloride	91	10.988	10.988	0.0	83	4767426	213.6	
121 1,2-Dichlorobenzene	146	11.029	11.029	0.0	96	2424334	203.9	
132 1,2,4,5-Tetramethylbenzene	119	11.487	11.487	0.0	94	3845442	219.9	
122 1,2-Dibromo-3-Chloropropane	75	11.570	11.570	0.0	93	293024	213.0	
145 1,3,5-Trichlorobenzene	180	11.669	11.669	0.0	97	1511438	211.2	
123 Camphor	95	12.081	12.081	0.0	89	704526	999.1	
124 1,2,4-Trichlorobenzene	180	12.151	12.151	0.0	94	1483542	201.7	
126 Hexachlorobutadiene	225	12.233	12.239	-0.006	90	573660	221.6	
127 Naphthalene	128	12.363	12.363	0.0	99	4370869	202.1	
128 1,2,3-Trichlorobenzene	180	12.574	12.574	0.0	96	1368510	201.4	
S 130 1,2-Dichloroethene, Total	100				0		397.9	
S 131 Xylenes, Total	100				0		431.4	
S 139 Total BTEX	1				0		1054.6	

Report Date: 21-Dec-2013 06:09:49 Chrom Revision: 2.1 15-Oct-2013 07:52:24

TestAmerica Edison

Data File: \\EDICHROM\ChromData\CVOAMS10\20131220-8090.b\R10767.D

Injection Date:	20-Dec-2013 22:44:30	Instrument ID:	CVOAMS10	Operator ID:	
Lims ID:	STD200	Lab Sample ID:		Worklist Smp#:	8
Client ID:					
Purge Vol:	5.000 mL	Dil. Factor:	1.0000	ALS Bottle#:	28
Method:	8260_W10	Limit Group:	VOA - 8260B Water and Solid		

Column: Rtx-624 (0.25 mm)

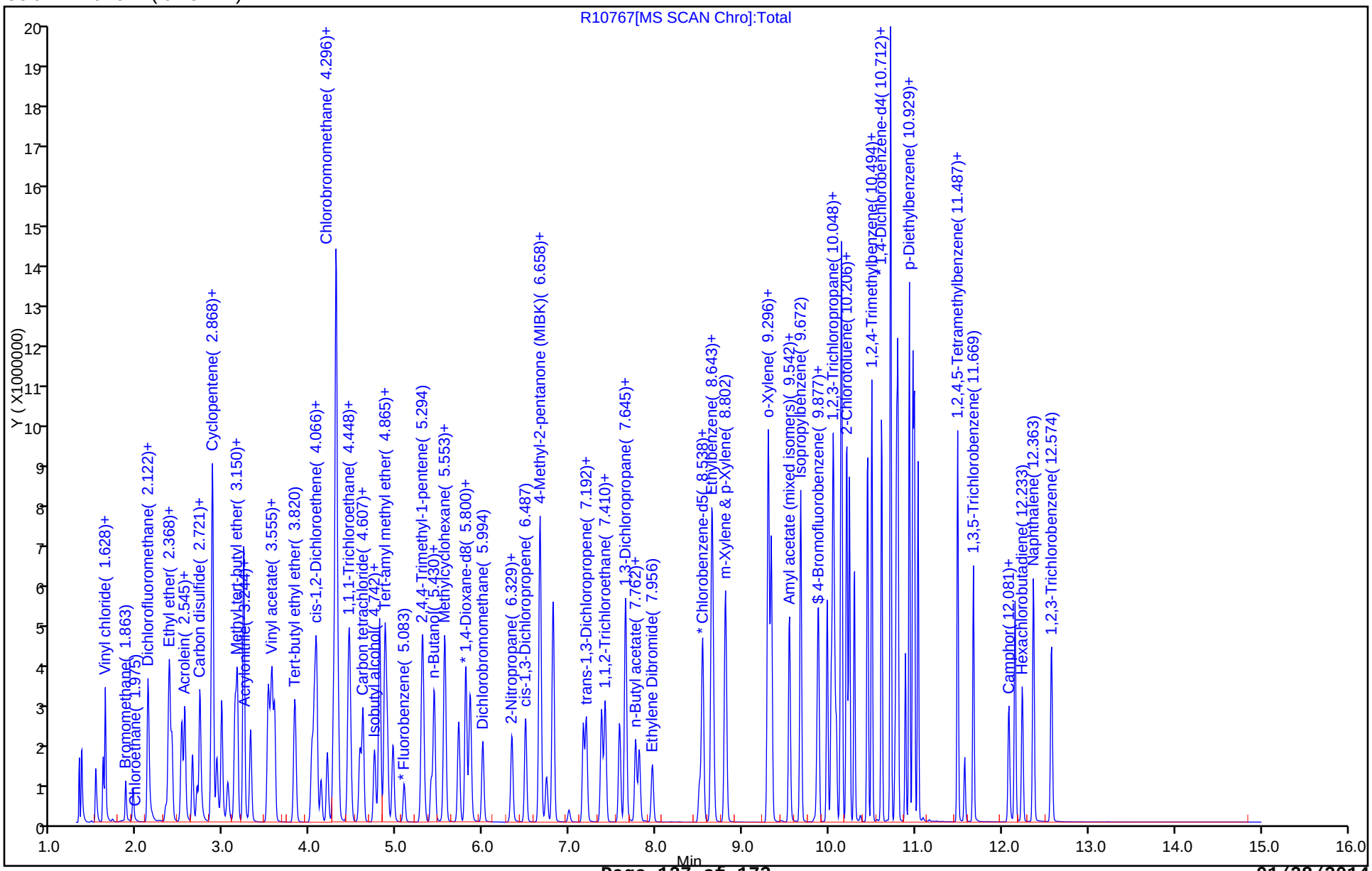

TestAmerica Edison
Target Compound Quantitation Report

Data File: \\EDICHROM\ChromData\CVOAMS10\20131220-8090.b\R10768.D
Lims ID: STD500 Lab Sample ID:
Client ID:
Sample Type: IC Calib Level: 7
Inject. Date: 20-Dec-2013 23:09:30 ALS Bottle#: 29 Worklist Smp#: 9
Purge Vol: 5.000 mL Dil. Factor: 1.0000
Sample Info: STD500
Misc. Info.: 460-0008090-009
Operator ID: Instrument ID: CVOAMS10
Sublist: chrom-8260_W10*sub4

Method: \\EDICHROM\ChromData\CVOAMS10\20131220-8090.b\8260_W10.m
Limit Group: VOA - 8260B Water and Solid
Last Update: 23-Dec-2013 15:11:11 Calib Date: 21-Dec-2013 02:14:30
Integrator: RTE ID Type: Deconvolution ID
Quant Method: Internal Standard Quant By: Initial Calibration
Last ICal File: \\EDICHROM\ChromData\CVOAMS10\20131220-8090.b\R10775.D

Column 1 : Rtx-624 (0.25 mm) Detector MS SCAN
Process Host: XAWRK018

First Level Reviewer: starzecm Date: 21-Dec-2013 00:33:51

Compound	Sig	RT (min.)	Exp RT (min.)	Dlt RT (min.)	Q	Response	On-Col Amt ug/l	Flags
1 Dichlorodifluoromethane	85	1.358	1.358	0.0	99	3284437	448.6	
2 Chloromethane	50	1.516	1.516	0.0	99	2858898	438.2	
4 Vinyl chloride	62	1.605	1.605	-0.001	94	2693729	422.3	
149 Butadiene	54	1.628	1.628	0.0	94	2405389	427.4	
6 Bromomethane	94	1.863	1.863	0.0	100	1411558	499.9	
7 Chloroethane	64	1.951	1.951	0.0	99	1524769	420.1	
9 Dichlorofluoromethane	67	2.116	2.122	-0.006	98	4353160	456.0	
8 Trichlorofluoromethane	101	2.127	2.128	-0.001	99	4124718	466.5	
11 Ethanol	46	2.333	2.327	0.006	97	552676	21334	
13 Ethyl ether	59	2.357	2.357	0.0	92	1863838	426.7	
14 2-Methyl-1,3-butadiene	67	2.368	2.374	-0.006	95	6053366	500.2	
16 1,1,2-Trichloro-1,2,2-trifluoroe	101	2.509	2.515	-0.006	95	2444476	484.0	
17 Acrolein	56	2.521	2.521	0.0	72	300879	343.1	
18 1,1-Dichloroethene	96	2.550	2.545	0.005	96	2714696	481.6	
19 Acetone	43	2.639	2.639	0.0	86	4470386	2154.6	
20 Iodomethane	142	2.691	2.692	-0.001	97	2252668	499.4	
21 Carbon disulfide	76	2.721	2.721	0.0	98	8867794	462.2	
34 Isopropyl alcohol	45	2.738	2.733	0.005	86	1779320	5000.6	
147 3-Chloro-1-propene	76	2.856	2.856	0.0	89	1379063	445.2	
23 Methyl acetate	43	2.868	2.868	0.0	95	9543798	1999.6	
22 Cyclopentene	67	2.874	2.874	0.0	90	6873292	480.9	
24 Acetonitrile	41	2.921	2.921	0.0	97	4145702	4516.8	
25 Methylene Chloride	84	2.974	2.974	0.0	82	2929710	436.5	
* 151 TBA-d9 (IS)	65	2.985	2.980	0.005	18	352211	1000.0	
26 2-Methyl-2-propanol	59	3.050	3.044	0.006	98	2878410	4820.5	
27 Methyl tert-butyl ether	73	3.132	3.132	0.0	97	7730731	475.0	
29 trans-1,2-Dichloroethene	96	3.156	3.156	0.0	91	2937102	474.4	
30 Acrylonitrile	53	3.232	3.226	0.006	92	10297432	4046.8	
32 Hexane	43	3.308	3.309	-0.001	90	1503409	496.0	
35 Isopropyl ether	45	3.514	3.514	0.0	95	7122500	455.1	

Compound	Sig	RT (min.)	Exp RT (min.)	Dlt RT (min.)	Q	Response	On-Col Amt ug/l	Flags
36 1,1-Dichloroethane	63	3.543	3.544	-0.001	100	4759717	462.2	
37 Vinyl acetate	43	3.561	3.561	0.0	99	6762952	995.0	
33 2-Chloro-1,3-butadiene	88	3.585	3.585	0.0	90	2551468	489.9	
40 Tert-butyl ethyl ether	59	3.820	3.820	0.0	88	7220168	504.7	
41 2,2-Dichloropropane	77	4.019	4.019	0.0	93	3220575	558.0	
42 cis-1,2-Dichloroethene	96	4.049	4.049	0.0	97	3143011	473.2	
43 2-Butanone (MEK)	72	4.072	4.066	0.006	98	2070900	2115.6	
44 Ethyl acetate	70	4.072	4.078	-0.006	97	745475	947.4	
39 Methyl acrylate	55	4.125	4.125	0.0	97	2793702	496.8	
48 Propionitrile	54	4.202	4.196	0.006	97	4557893	4274.5	
46 Chlorobromomethane	128	4.272	4.266	0.006	67	1439161	453.9	
45 Tetrahydrofuran	42	4.272	4.272	0.0	76	2083173	855.6	
31 Methacrylonitrile	67	4.307	4.296	0.011	84	11787752	3981.8	
47 Chloroform	83	4.331	4.319	0.012	96	4635985	460.5	
49 Cyclohexane	56	4.442	4.443	-0.001	86	4059089	491.9	
50 1,1,1-Trichloroethane	97	4.460	4.454	0.006	94	3871479	526.8	
$ 152 Dibromofluoromethane (Surr)	113	4.478	4.472	0.006	92	238372	51.9	
51 Carbon tetrachloride	117	4.578	4.572	0.006	98	3065351	499.7	
52 1,1-Dichloropropene	75	4.607	4.607	0.0	98	3336048	505.7	
56 Isobutyl alcohol	43	4.748	4.742	0.006	95	3083701	12489	
53 Benzene	78	4.801	4.801	0.0	92	10406166	429.5	
$ 54 1,2-Dichloroethane-d4 (Surr)	65	4.818	4.819	-0.001	88	259872	50.6	
57 Isopropyl acetate	43	4.865	4.866	-0.001	96	6512164	495.1	
142 Tert-amyl methyl ether	73	4.865	4.866	-0.001	80	7324490	515.8	
55 1,2-Dichloroethane	62	4.895	4.889	0.006	98	3413021	459.4	
58 n-Heptane	57	4.959	4.960	-0.001	87	1187710	499.8	
* 59 Fluorobenzene	96	5.083	5.083	0.0	99	977679	50.0	
60 2,4,4-Trimethyl-1-pentene	57	5.300	5.294	0.006	93	10492297	1000.2	
62 n-Butanol	56	5.400	5.406	-0.006	85	2108731	12495	
61 Trichloroethene	95	5.435	5.436	-0.001	97	2870062	484.8	
63 Methylcyclohexane	83	5.553	5.553	0.0	78	4219225	499.8	
64 Ethyl acrylate	55	5.559	5.559	0.0	99	6728709	499.5	
65 1,2-Dichloropropane	63	5.717	5.718	-0.001	91	2647469	482.3	
* 150 1,4-Dioxane-d8	96	5.782	5.776	0.006	1	24994	1000.0	
66 Methyl methacrylate	100	5.800	5.800	0.0	80	2048794	1039.2	
67 1,4-Dioxane	88	5.835	5.841	-0.006	47	847731	9668.8	
68 Dibromomethane	93	5.847	5.841	0.006	94	1754771	451.7	
69 n-Propyl acetate	43	5.858	5.859	-0.001	95	4149617	515.6	
70 Dichlorobromomethane	83	5.994	5.994	0.0	97	3662359	503.4	
71 2-Nitropropane	41	6.328	6.329	-0.001	99	1355054	999.7	
72 2-Chloroethyl vinyl ether	63	6.334	6.334	0.0	92	1848954	525.1	
74 cis-1,3-Dichloropropene	75	6.493	6.493	0.0	89	4328996	528.2	
75 4-Methyl-2-pentanone (MIBK)	43	6.658	6.658	0.0	91	12736203	2202.2	
$ 76 Toluene-d8 (Surr)	98	6.734	6.728	0.006	99	959030	48.8	
77 Toluene	91	6.810	6.810	0.0	92	11516845	448.0	
78 trans-1,3-Dichloropropene	75	7.157	7.157	0.0	95	3846071	499.7	
82 Ethyl methacrylate	69	7.192	7.192	0.0	87	4250476	551.0	
79 1,1,2-Trichloroethane	83	7.368	7.369	-0.001	96	2339652	474.4	
80 Tetrachloroethene	166	7.410	7.410	0.0	97	2683824	498.9	
81 1,3-Dichloropropane	76	7.580	7.574	0.006	89	4540502	477.5	
83 2-Hexanone	43	7.650	7.645	0.005	91	9724744	2445.3	
85 n-Butyl acetate	43	7.762	7.762	0.0	97	4436559	539.4	

Compound	Sig	RT (min.)	Exp RT (min.)	Dlt RT (min.)	Q	Response	On-Col Amt ug/l	Flags
84 Chlorodibromomethane	129	7.809	7.803	0.006	95	2952200	547.0	
86 Ethylene Dibromide	107	7.956	7.956	0.0	98	2953755	491.3	
* 87 Chlorobenzene-d5	117	8.502	8.503	-0.001	76	749082	50.0	
88 Chlorobenzene	112	8.538	8.538	0.0	94	7876310	453.7	
89 Ethylbenzene	106	8.643	8.644	-0.001	97	4514414	495.1	
90 1,1,1,2-Tetrachloroethane	131	8.661	8.655	0.006	92	2682918	543.2	
91 m-Xylene & p-Xylene	106	8.802	8.802	0.0	94	5495653	496.1	
93 n-Butyl acrylate	73	9.296	9.296	0.0	96	2693836	499.9	
92 o-Xylene	106	9.302	9.302	0.0	92	5303950	483.0	
94 Styrene	104	9.331	9.331	0.0	94	9348906	482.7	
96 Amyl acetate (mixed isomers)	43	9.542	9.543	-0.001	92	4735290	499.9	
97 Bromoform	173	9.548	9.548	0.0	92	2015132	573.4	
98 Isopropylbenzene	105	9.672	9.672	0.0	96	12480087	479.2	
$ 99 4-Bromofluorobenzene	174	9.860	9.860	0.0	84	312734	51.4	
95 Camphene	41	9.877	9.877	0.0	93	817587	500.1	
100 Bromobenzene	156	9.977	9.977	0.0	97	3556990	494.8	
101 1,1,2,2-Tetrachloroethane	83	10.030	10.024	0.006	86	3853650	445.1	
102 N-Propylbenzene	91	10.048	10.048	0.0	97	13082641	439.5	
103 1,2,3-Trichloropropane	110	10.065	10.065	0.0	95	1315210	475.2	
104 trans-1,4-Dichloro-2-butene	53	10.089	10.083	0.006	84	1036902	499.7	
105 2-Chlorotoluene	91	10.142	10.136	0.006	96	10381824	464.8	
143 4-Ethyltoluene	105	10.148	10.148	0.0	91	11981178	449.6	
106 1,3,5-Trimethylbenzene	105	10.206	10.206	0.0	80	10327427	468.9	
107 4-Chlorotoluene	91	10.236	10.236	0.0	97	9408279	454.9	
108 Butyl Methacrylate	87	10.294	10.295	-0.001	86	4360876	499.9	
109 tert-Butylbenzene	119	10.447	10.447	0.0	86	9019702	495.4	
110 1,2,4-Trimethylbenzene	105	10.494	10.494	0.0	96	10431104	456.8	
113 sec-Butylbenzene	105	10.606	10.606	0.0	94	11673177	428.3	
115 1,3-Dichlorobenzene	146	10.712	10.712	0.0	93	5899251	447.5	
114 4-Isopropyltoluene	119	10.718	10.712	0.006	89	10695377	477.3	
* 116 1,4-Dichlorobenzene-d4	152	10.765	10.765	0.0	86	401134	50.0	
117 1,4-Dichlorobenzene	146	10.782	10.782	0.0	95	6255190	450.8	
118 Benzyl chloride	91	10.882	10.882	0.0	96	6032948	499.6	
119 2,3-Dihydroindene	117	10.929	10.929	0.0	90	10415868	409.0	
133 p-Diethylbenzene	119	10.970	10.970	0.0	86	6789997	502.6	
120 n-Butylbenzene	91	10.988	10.988	0.0	93	11349245	456.4	
121 1,2-Dichlorobenzene	146	11.029	11.029	0.0	94	6110918	461.6	
132 1,2,4,5-Tetramethylbenzene	119	11.487	11.487	0.0	95	9898155	508.2	
122 1,2-Dibromo-3-Chloropropane	75	11.569	11.570	-0.001	93	799506	521.9	
145 1,3,5-Trichlorobenzene	180	11.669	11.669	0.0	97	4166323	522.7	
123 Camphor	95	12.081	12.081	0.0	89	2210130	2500.1	
124 1,2,4-Trichlorobenzene	180	12.151	12.151	0.0	94	3977258	499.7	
126 Hexachlorobutadiene	225	12.239	12.234	0.005	90	1515660	525.8	
127 Naphthalene	128	12.363	12.363	0.0	98	11268308	499.7	
128 1,2,3-Trichlorobenzene	180	12.574	12.574	0.0	96	3720652	499.8	
S 130 1,2-Dichloroethene, Total	100				0		947.5	
S 131 Xylenes, Total	100				0		979.1	
S 139 Total BTEX	1				0		2351.7	

Report Date: 23-Dec-2013 15:11:12 Chrom Revision: 2.1 15-Oct-2013 07:52:24

TestAmerica Edison

Data File: \\EDICHROM\ChromData\CVOAMS10\20131220-8090.b\R10768.D

Injection Date:	20-Dec-2013 23:09:30	Instrument ID:	CVOAMS10	Operator ID:	
Lims ID:	STD500	Lab Sample ID:		Worklist Smp#:	9
Client ID:					
Purge Vol:	5.000 mL	Dil. Factor:	1.0000	ALS Bottle#:	29
Method:	8260_W10	Limit Group:	VOA - 8260B Water and Solid		

Column: Rtx-624 (0.25 mm)

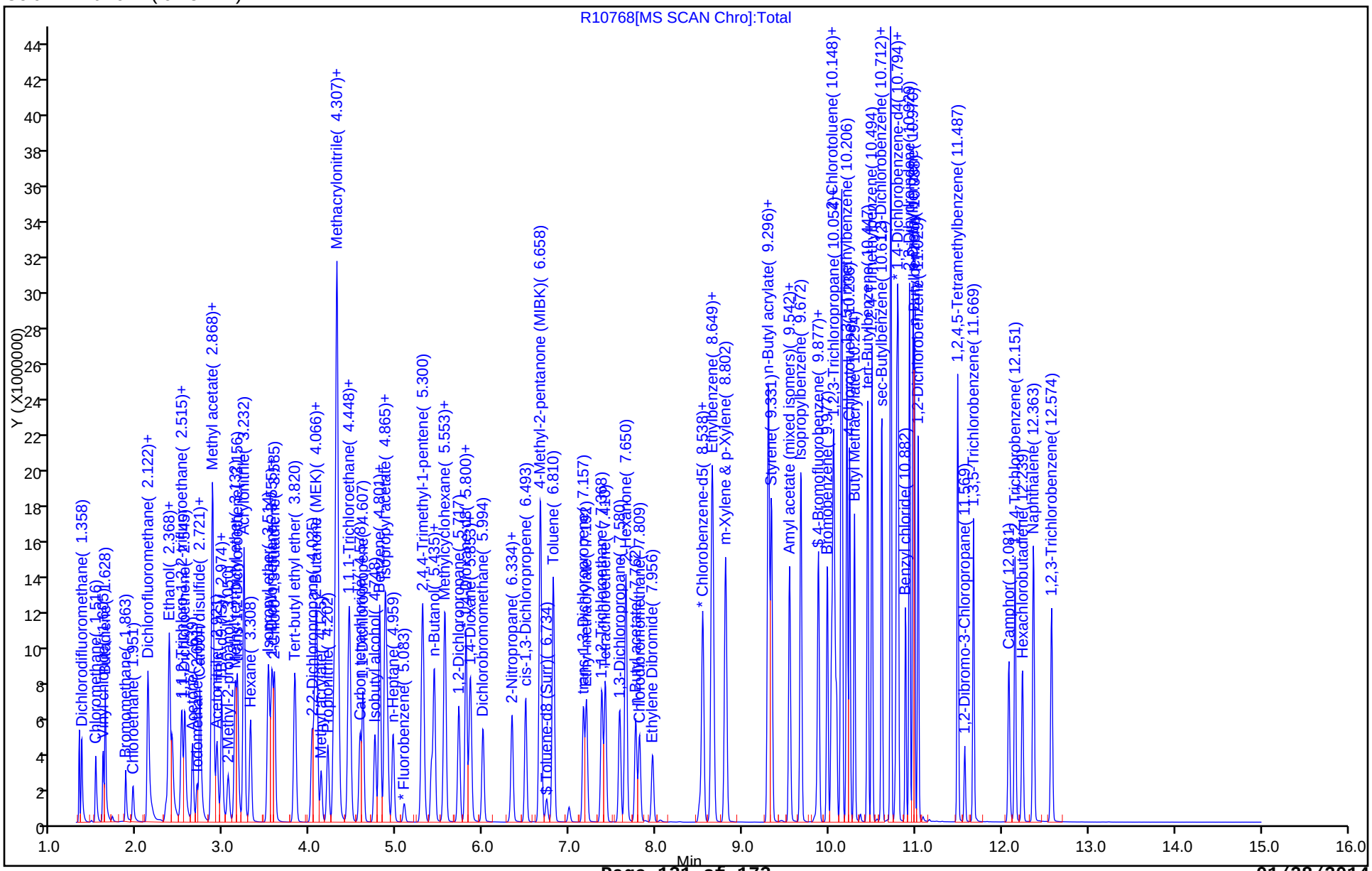

TestAmerica Edison
Target Compound Quantitation Report

Data File: \\EDICHROM\ChromData\CVOAMS10\20131220-8090.b\R10775.D
Lims ID: STD5 Lab Sample ID:
Client ID:
Sample Type: IC Calib Level: 3
Inject. Date: 21-Dec-2013 02:14:30 ALS Bottle#: 36 Worklist Smp#: 16
Purge Vol: 5.000 mL Dil. Factor: 1.0000
Sample Info: STD5
Misc. Info.: 460-0008090-016
Operator ID: Instrument ID: CVOAMS10
Sublist: chrom-8260_W10*sub4

Method: \\EDICHROM\ChromData\CVOAMS10\20131220-8090.b\8260_W10.m
Limit Group: VOA - 8260B Water and Solid
Last Update: 23-Dec-2013 15:25:21 Calib Date: 21-Dec-2013 02:14:30
Integrator: RTE ID Type: RT Order ID
Quant Method: Internal Standard Quant By: Initial Calibration
Last ICal File: \\EDICHROM\ChromData\CVOAMS10\20131220-8090.b\R10775.D

Column 1 : Rtx-624 (0.25 mm) Detector MS SCAN
Process Host: XAWRK018

Compound	Sig	RT (min.)	Exp RT (min.)	Dlt RT (min.)	Q	Response	On-Col Amt ug/l	Flags
1 Dichlorodifluoromethane	85	1.358	1.358	0.0	98	28340	4.60	
2 Chloromethane	50	1.516	1.516	0.0	98	25619	4.67	
4 Vinyl chloride	62	1.605	1.605	0.0	93	25184	4.70	
149 Butadiene	54	1.628	1.628	0.0	94	21854	4.62	
6 Bromomethane	94	1.863	1.863	0.0	98	7553	3.36	
7 Chloroethane	64	1.951	1.951	0.0	98	15582	5.11	
9 Dichlorofluoromethane	67	2.122	2.122	0.0	95	39974	4.80	
8 Trichlorofluoromethane	101	2.122	2.122	0.0	96	33718	4.54	
11 Ethanol	46	2.327	2.327	0.0	94	6250	296.1	
13 Ethyl ether	59	2.357	2.357	0.0	94	19433	5.29	
14 2-Methyl-1,3-butadiene	67	2.374	2.374	0.0	93	24494	2.49	
16 1,1,2-Trichloro-1,2,2-trifluoroe	101	2.515	2.515	0.0	94	16286	3.48	
17 Acrolein	56	2.521	2.521	0.0	91	12539	18.2	
18 1,1-Dichloroethene	96	2.545	2.545	0.0	96	24356	5.14	
19 Acetone	43	2.639	2.639	0.0	87	45157	27.1	
20 Iodomethane	142	2.686	2.686	0.0	98	8904	1.98	
21 Carbon disulfide	76	2.721	2.721	0.0	98	80551	4.99	
34 Isopropyl alcohol	45	2.733	2.733	0.0	17	14528	49.3	
147 3-Chloro-1-propene	76	2.850	2.850	0.0	85	13399	5.12	
23 Methyl acetate	43	2.868	2.868	0.0	96	109217	27.2	
22 Cyclopentene	67	2.874	2.874	0.0	50	52314	4.35	
24 Acetonitrile	41	2.921	2.921	0.0	95	41539	53.8	
25 Methylene Chloride	84	2.974	2.974	0.0	77	30571	5.42	
* 151 TBA-d9 (IS)	65	2.979	2.979	0.0	45	276502	1000.0	
26 2-Methyl-2-propanol	59	3.044	3.044	0.0	95	23026	50.0	
27 Methyl tert-butyl ether	73	3.132	3.132	0.0	96	70162	5.13	
29 trans-1,2-Dichloroethene	96	3.156	3.156	0.0	90	27050	5.20	
30 Acrylonitrile	53	3.232	3.232	0.0	93	114631	53.6	
32 Hexane	43	3.308	3.308	0.0	86	9418	3.26	
35 Isopropyl ether	45	3.514	3.514	0.0	97	65391	4.97	
36 1,1-Dichloroethane	63	3.544	3.544	0.0	99	44947	5.19	

Compound	Sig	RT (min.)	Exp RT (min.)	Dlt RT (min.)	Q	Response	On-Col Amt ug/l	Flags
37 Vinyl acetate	43	3.561	3.561	0.0	99	86115	8.61	
33 2-Chloro-1,3-butadiene	88	3.591	3.591	0.0	88	20069	4.58	
40 Tert-butyl ethyl ether	59	3.820	3.820	0.0	92	59509	4.95	
41 2,2-Dichloropropane	77	4.019	4.019	0.0	71	25129	5.18	
42 cis-1,2-Dichloroethene	96	4.049	4.049	0.0	98	28308	5.07	
43 2-Butanone (MEK)	72	4.072	4.072	0.0	97	18599	24.3	
44 Ethyl acetate	70	4.078	4.078	0.0	95	5965	9.07	
39 Methyl acrylate	55	4.125	4.125	0.0	91	23067	4.89	
48 Propionitrile	54	4.202	4.202	0.0	97	41117	49.1	
46 Chlorobromomethane	128	4.266	4.266	0.0	60	14706	5.52	
45 Tetrahydrofuran	42	4.278	4.278	0.0	43	20790	10.9	
31 Methacrylonitrile	67	4.296	4.296	0.0	89	130414	52.4	
47 Chloroform	83	4.319	4.319	0.0	98	43632	5.16	
49 Cyclohexane	56	4.442	4.442	0.0	87	24879	3.16	
50 1,1,1-Trichloroethane	97	4.460	4.460	0.0	96	29833	4.83	
$ 152 Dibromofluoromethane (Surr)	113	4.478	4.478	0.0	92	191944	49.7	
51 Carbon tetrachloride	117	4.578	4.578	0.0	96	19721	3.75	
52 1,1-Dichloropropene	75	4.607	4.607	0.0	97	26693	4.81	
56 Isobutyl alcohol	43	4.742	4.742	0.0	87	19782	110.0	
53 Benzene	78	4.801	4.801	0.0	87	101785	5.19	
$ 54 1,2-Dichloroethane-d4 (Surr)	65	4.819	4.819	0.0	95	214440	49.6	
57 Isopropyl acetate	43	4.866	4.866	0.0	90	54422	4.92	
142 Tert-amyl methyl ether	73	4.866	4.866	0.0	76	58016	4.86	
55 1,2-Dichloroethane	62	4.889	4.889	0.0	96	32778	5.25	
58 n-Heptane	57	4.960	4.960	0.0	89	5815	2.63	
* 59 Fluorobenzene	96	5.083	5.083	0.0	99	822009	50.0	
60 2,4,4-Trimethyl-1-pentene	57	5.300	5.300	0.0	95	54096	5.41	
62 n-Butanol	56	5.418	5.418	0.0	79	9391	71.8	
61 Trichloroethene	95	5.435	5.435	0.0	96	24248	4.90	
63 Methylcyclohexane	83	5.553	5.553	0.0	78	22502	2.83	
64 Ethyl acrylate	55	5.559	5.559	0.0	97	45612	3.68	
65 1,2-Dichloropropane	63	5.717	5.717	0.0	90	22781	4.94	
* 150 1,4-Dioxane-d8	96	5.782	5.782	0.0	45	21427	1000.0	
66 Methyl methacrylate	100	5.800	5.800	0.0	81	15598	9.41	
67 1,4-Dioxane	88	5.841	5.841	0.0	50	7857	104.1	
68 Dibromomethane	93	5.847	5.847	0.0	93	16222	4.97	
69 n-Propyl acetate	43	5.864	5.864	0.0	98	28760	4.25	
70 Dichlorobromomethane	83	5.994	5.994	0.0	94	30281	4.95	
71 2-Nitropropane	41	6.329	6.329	0.0	76	6412	6.70	
72 2-Chloroethyl vinyl ether	63	6.334	6.334	0.0	86	13398	4.53	
74 cis-1,3-Dichloropropene	75	6.493	6.493	0.0	84	32339	4.88	
75 4-Methyl-2-pentanone (MIBK)	43	6.658	6.658	0.0	94	118717	25.4	
$ 76 Toluene-d8 (Surr)	98	6.728	6.728	0.0	99	798011	50.2	
77 Toluene	91	6.810	6.810	0.0	92	103973	4.99	
78 trans-1,3-Dichloropropene	75	7.157	7.157	0.0	85	24042	3.76	
82 Ethyl methacrylate	69	7.198	7.198	0.0	84	29211	4.68	
79 1,1,2-Trichloroethane	83	7.374	7.374	0.0	97	20620	5.17	
80 Tetrachloroethene	166	7.410	7.410	0.0	96	20652	4.74	
81 1,3-Dichloropropane	76	7.580	7.580	0.0	88	38850	5.05	
83 2-Hexanone	43	7.651	7.651	0.0	94	78313	24.3	
85 n-Butyl acetate	43	7.762	7.762	0.0	96	26829	4.05	
84 Chlorodibromomethane	129	7.803	7.803	0.0	94	21254	4.87	

Compound	Sig	RT (min.)	Exp RT (min.)	Dlt RT (min.)	Q	Response	On-Col Amt ug/l	Flags
86 Ethylene Dibromide	107	7.956	7.956	0.0	95	24989	5.14	
* 87 Chlorobenzene-d5	117	8.502	8.502	0.0	80	606240	50.0	
88 Chlorobenzene	112	8.538	8.538	0.0	95	69249	4.93	
89 Ethylbenzene	106	8.644	8.644	0.0	98	34804	4.72	
90 1,1,1,2-Tetrachloroethane	131	8.655	8.655	0.0	91	18582	4.65	
91 m-Xylene & p-Xylene	106	8.802	8.802	0.0	94	43315	4.83	
93 n-Butyl acrylate	73	9.296	9.296	0.0	50	13708	3.16	
92 o-Xylene	106	9.302	9.302	0.0	90	42596	4.80	
94 Styrene	104	9.337	9.337	0.0	97	77387	4.94	
96 Amyl acetate (mixed isomers)	43	9.542	9.542	0.0	93	25753	3.48	
97 Bromoform	173	9.548	9.548	0.0	79	12554	4.41	
98 Isopropylbenzene	105	9.672	9.672	0.0	95	97770	4.64	
$ 99 4-Bromofluorobenzene	174	9.860	9.860	0.0	89	240438	48.9	
95 Camphene	41	9.872	9.872	0.0	93	4411	3.26	
100 Bromobenzene	156	9.983	9.983	0.0	95	29100	5.11	
101 1,1,2,2-Tetrachloroethane	83	10.024	10.024	0.0	88	37455	5.46	
102 N-Propylbenzene	91	10.048	10.048	0.0	98	118677	5.03	
103 1,2,3-Trichloropropane	110	10.065	10.065	0.0	94	11554	5.27	
104 trans-1,4-Dichloro-2-butene	53	10.089	10.089	0.0	31	5070	3.46	
105 2-Chlorotoluene	91	10.136	10.136	0.0	96	88406	4.99	
143 4-Ethyltoluene	105	10.148	10.148	0.0	90	96471	4.57	
106 1,3,5-Trimethylbenzene	105	10.206	10.206	0.0	77	84137	4.82	
107 4-Chlorotoluene	91	10.236	10.236	0.0	96	82287	5.02	
108 Butyl Methacrylate	87	10.295	10.295	0.0	85	19705	2.90	
109 tert-Butylbenzene	119	10.447	10.447	0.0	89	68326	4.73	
110 1,2,4-Trimethylbenzene	105	10.494	10.494	0.0	97	89190	4.93	
113 sec-Butylbenzene	105	10.606	10.606	0.0	96	95019	3.68	
115 1,3-Dichlorobenzene	146	10.712	10.712	0.0	78	52588	5.03	
114 4-Isopropyltoluene	119	10.712	10.712	0.0	90	82141	4.62	
* 116 1,4-Dichlorobenzene-d4	152	10.765	10.765	0.0	95	318024	50.0	
117 1,4-Dichlorobenzene	146	10.782	10.782	0.0	86	55599	5.05	
118 Benzyl chloride	91	10.882	10.882	0.0	92	19865	2.60	
119 2,3-Dihydroindene	117	10.929	10.929	0.0	90	98313	4.87	
133 p-Diethylbenzene	119	10.970	10.970	0.0	89	45439	4.24	
120 n-Butylbenzene	91	10.988	10.988	0.0	92	81598	3.59	
121 1,2-Dichlorobenzene	146	11.029	11.029	0.0	95	52974	5.05	
132 1,2,4,5-Tetramethylbenzene	119	11.487	11.487	0.0	94	66439	4.30	
122 1,2-Dibromo-3-Chloropropane	75	11.570	11.570	0.0	89	5461	4.50	
145 1,3,5-Trichlorobenzene	180	11.669	11.669	0.0	94	27669	4.38	
123 Camphor	95	12.081	12.081	0.0	88	12653	22.2	
124 1,2,4-Trichlorobenzene	180	12.151	12.151	0.0	91	21898	3.35	
126 Hexachlorobutadiene	225	12.239	12.239	0.0	86	10434	4.57	
127 Naphthalene	128	12.363	12.363	0.0	99	65350	3.32	
128 1,2,3-Trichlorobenzene	180	12.574	12.574	0.0	93	20798	3.46	
S 130 1,2-Dichloroethene, Total	100				0		10.3	
S 131 Xylenes, Total	100				0		9.62	
S 139 Total BTEX	1				0		24.5	

Report Date: 23-Dec-2013 15:25:21 Chrom Revision: 2.1 15-Oct-2013 07:52:24

TestAmerica Edison

Data File: \\EDICHROM\ChromData\CVOAMS10\20131220-8090.b\R10775.D

Injection Date:	21-Dec-2013 02:14:30	Instrument ID:	CVOAMS10	Operator ID:	
Lims ID:	STD5	Lab Sample ID:		Worklist Smp#:	16
Client ID:					
Purge Vol:	5.000 mL	Dil. Factor:	1.0000	ALS Bottle#:	36
Method:	8260_W10	Limit Group:	VOA - 8260B Water and Solid		

Column: Rtx-624 (0.25 mm)

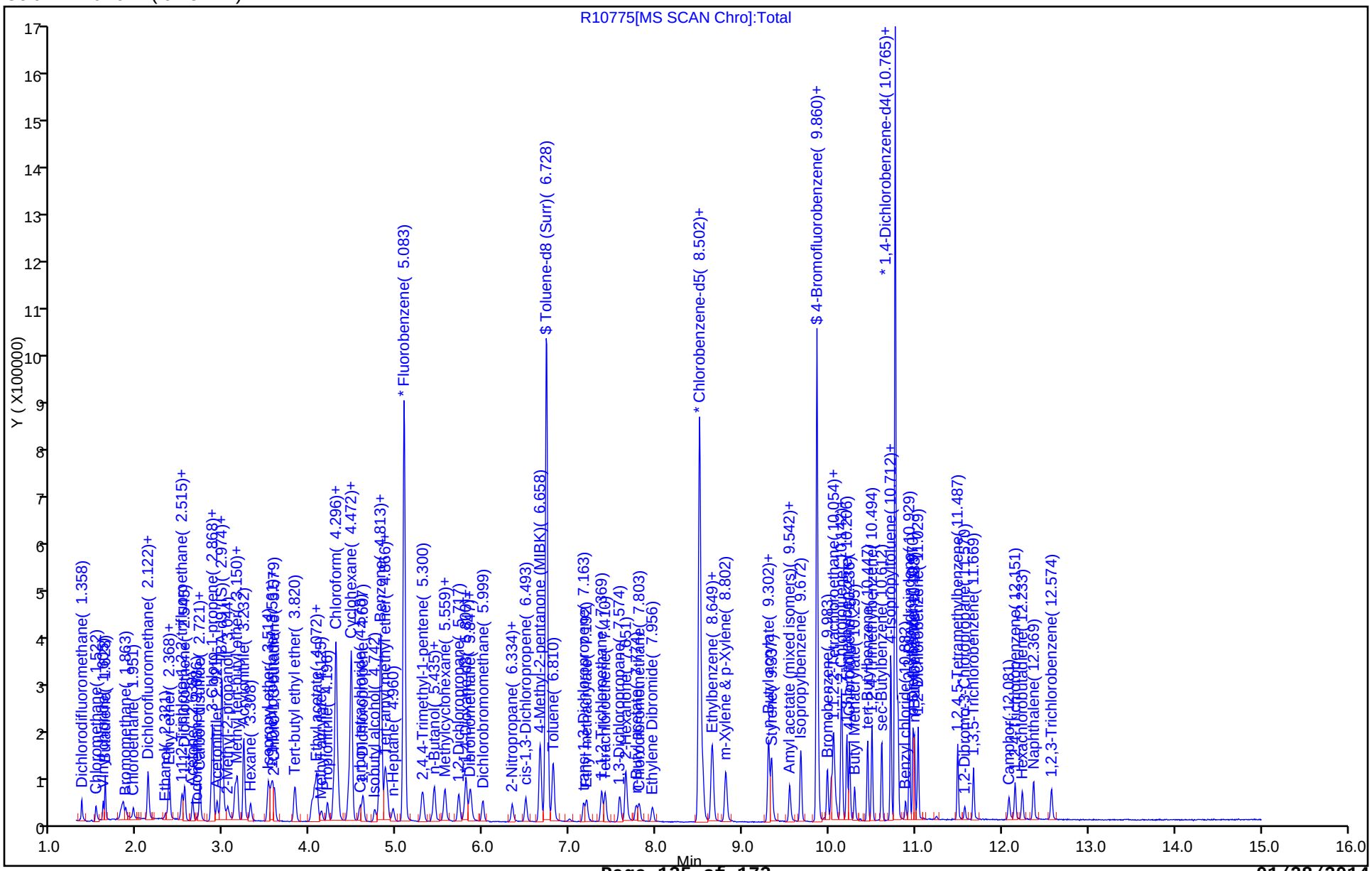

FORM VII
GC/MS VOA CONTINUING CALIBRATION DATA

Lab Name: TestAmerica Edison Job No.: 460-69667-1

SDG No.:

Lab Sample ID: CCVIS 460-202761/2 Calibration Date: 01/15/2014 17:23

Instrument ID: CVOAMS10 Calib Start Date: 12/20/2013 21:02

GC Column: Rtx-624 ID: 0.25(mm) Calib End Date: 12/21/2013 02:14

Lab File ID: R11783.D Conc. Units: ug/L Heated Purge: (Y/N) N

ANALYTE	CURVE TYPE	AVE RRF	RRF	MIN RRF	CALC AMOUNT	SPIKE AMOUNT	%D	MAX %D
Dichlorodifluoromethane	Ave	0.3745	0.3433		18.3	20.0	-8.3	50.0
Chloromethane	Ave	0.3336	0.2971	0.1000	17.8	20.0	-11.0	50.0
Vinyl chloride	Ave	0.3262	0.3238		19.9	20.0	-0.7	20.0
Butadiene	Ave	0.2878	0.2859		19.9	20.0	-0.7	50.0
Bromomethane	QuaF		4.439		10.9	20.0	-45.4	50.0
Chloroethane	Ave	0.1856	0.1949		21.0	20.0	5.0	50.0
Dichlorofluoromethane	QuaF		0.5413		21.5	20.0	7.4	50.0
Trichlorofluoromethane	Ave	0.4522	0.4458		19.7	20.0	-1.4	50.0
Ethanol	QuaF		0.0647		852	1000	-14.8	50.0
Ethyl ether	Ave	0.2234	0.2293		20.5	20.0	2.6	50.0
Isopropene	QuaF		0.3577		12.0	20.0	-40.2	50.0
Freon TF	QuaF		0.2457		17.3	20.0	-13.5	50.0
Acrolein	Ave	2.490	2.017		32.4	40.0	-19.0	50.0
1,1-Dichloroethene	Ave	0.2883	0.2676		18.6	20.0	-7.2	20.0
Acetone	QuaF		4.637		77.3	100	-22.7	50.0
Iodomethane	QuaF		0.1347		9.89	20.0	-50.5*	50.0
Carbon disulfide	Ave	0.9812	0.9221		18.8	20.0	-6.0	50.0
Isopropanol	Ave	1.066	0.8528		160	200	-20.0	50.0
Allyl chloride	Ave	0.1590	0.1422		17.9	20.0	-10.6	50.0
Methyl acetate	Ave	0.2441	0.2533		104	100	3.8	50.0
Cyclopentene	Ave	0.7310	0.7600		20.8	20.0	4.0	50.0
Acetonitrile	Ave	0.0469	0.0456		194	200	-2.8	50.0
Methylene Chloride	Ave	0.3432	0.3214		18.7	20.0	-6.4	50.0
TBA	Ave	1.667	1.421		171	200	-14.7	50.0
MTBE	Ave	0.8324	0.8523		20.5	20.0	2.4	50.0
trans-1,2-Dichloroethene	Ave	0.3166	0.3023		19.1	20.0	-4.5	50.0
Acrylonitrile	Ave	0.1301	0.1356		208	200	4.2	50.0
Hexane	QuaF		0.1691		19.3	20.0	-3.4	50.0
DIPE	Ave	0.8004	0.8458		21.1	20.0	5.7	50.0
1,1-Dichloroethane	Ave	0.5266	0.5150	0.1000	19.6	20.0	-2.2	50.0
Vinyl acetate	QuaF		0.5864		39.1	40.0	-2.4	50.0
2-Chloro-1,3-butadiene	Ave	0.2663	0.2505		18.8	20.0	-6.0	50.0
Tert-butyl ethyl ether	Ave	0.7316	0.8004		21.9	20.0	9.4	50.0
2,2-Dichloropropane	Ave	0.2951	0.3536		24.0	20.0	19.8	50.0
cis-1,2-Dichloroethene	Ave	0.3397	0.3144		18.5	20.0	-7.4	50.0
2-Butanone	Ave	2.773	2.086		75.2	100	-24.8	50.0
Ethyl acetate	Ave	2.379	1.918		32.2	40.0	-19.4	50.0
Methyl acrylate	Ave	0.2872	0.2956		20.6	20.0	2.9	50.0
Propionitrile	Ave	3.027	2.302		152	200	-24.0	50.0
Bromochloromethane	Ave	0.1622	0.1543		19.0	20.0	-4.9	50.0
Tetrahydrofuran	Ave	6.913	5.740		33.2	40.0	-17.0	50.0

FORM VII
GC/MS VOA CONTINUING CALIBRATION DATA

Lab Name: TestAmerica Edison Job No.: 460-69667-1

SDG No.:

Lab Sample ID: CCVIS 460-202761/2 Calibration Date: 01/15/2014 17:23

Instrument ID: CVOAMS10 Calib Start Date: 12/20/2013 21:02

GC Column: Rtx-624 ID: 0.25(mm) Calib End Date: 12/21/2013 02:14

Lab File ID: R11783.D Conc. Units: ug/L Heated Purge: (Y/N) N

ANALYTE	CURVE TYPE	AVE RRF	RRF	MIN RRF	CALC AMOUNT	SPIKE AMOUNT	%D	MAX %D
Methacrylonitrile	Ave	0.1514	0.1579		209	200	4.3	50.0
Chloroform	Ave	0.5148	0.4836		18.8	20.0	-6.1	20.0
Cyclohexane	QuaF		0.4084		17.1	20.0	-14.3	50.0
1,1,1-Trichloroethane	Ave	0.3758	0.3620		19.3	20.0	-3.7	50.0
Carbon tetrachloride	QuaF		0.2700		16.9	20.0	-15.6	50.0
1,1-Dichloropropene	Ave	0.3373	0.3592		21.3	20.0	6.5	50.0
Isobutyl alcohol	Ave	0.6506	0.5269		405	500	-19.0	50.0
Benzene	Ave	1.617	1.615		20.0	20.0	-0.1	50.0
Isopropyl acetate	Ave	0.6727	0.7321		21.8	20.0	8.8	50.0
Tert-amyl methyl ether	Ave	0.7262	0.7570		20.8	20.0	4.2	50.0
1,2-Dichloroethane	Ave	0.3800	0.3789		19.9	20.0	-0.3	50.0
n-Heptane	QuaF		0.1258		18.8	20.0	-6.2	50.0
2,4,4-Trimethyl-1-pentene	QuaF		0.5428		35.9	40.0	-10.4	50.0
n-Butanol	QuaF		0.3282		347	500	-30.7	50.0
Trichloroethene	Ave	0.3012	0.2771		18.4	20.0	-8.0	50.0
Ethyl acrylate	QuaF		0.6818		18.2	20.0	-9.2	50.0
Methylcyclohexane	QuaF		0.4070		16.9	20.0	-15.5	50.0
1,2-Dichloropropane	Ave	0.2807	0.2759		19.7	20.0	-1.7	20.0
Methyl methacrylate	Ave	0.1008	0.0981		38.9	40.0	-2.7	50.0
1,4-Dioxane	Ave	3.524	2.224		252	400	-36.9	50.0
Dibromomethane	Ave	0.1987	0.1770		17.8	20.0	-10.9	50.0
Propyl acetate	Ave	0.4116	0.4282		20.8	20.0	4.0	50.0
Bromodichloromethane	Ave	0.3721	0.3256		17.5	20.0	-12.5	50.0
2-Nitropropane	QuaF		0.0438		30.0	40.0	-25.1	50.0
2-Chloroethyl vinyl ether	Ave	0.1801	0.1735		19.3	20.0	-3.7	50.0
cis-1,3-Dichloropropene	Ave	0.5470	0.5919		21.6	20.0	8.2	50.0
4-Methyl-2-pentanone	Ave	0.3860	0.4221		109	100	9.4	50.0
Toluene	Ave	1.717	1.698		19.8	20.0	-1.1	20.0
trans-1,3-Dichloropropene	QuaF		0.5104		19.4	20.0	-3.1	50.0
Ethyl methacrylate	Ave	0.5149	0.5477		21.3	20.0	6.4	50.0
1,1,2-Trichloroethane	Ave	0.3292	0.3176		19.3	20.0	-3.5	50.0
Tetrachloroethene	Ave	0.3591	0.3439		19.2	20.0	-4.2	50.0
1,3-Dichloropropane	Ave	0.6348	0.6279		19.8	20.0	-1.1	50.0
2-Hexanone	Ave	0.2655	0.2906		109	100	9.5	50.0
Butyl acetate	Ave	0.5459	0.5746		21.0	20.0	5.2	50.0
Dibromochloromethane	Ave	0.3602	0.3181		17.7	20.0	-11.7	50.0
1,2-Dibromoethane	Ave	0.4013	0.3818		19.0	20.0	-4.9	50.0
Chlorobenzene	Ave	1.159	1.086	0.3000	18.8	20.0	-6.2	50.0
Ethylbenzene	Ave	0.6087	0.5888		19.3	20.0	-3.3	20.0
1,1,1,2-Tetrachloroethane	Ave	0.3296	0.3108		18.9	20.0	-5.7	50.0
m&p-Xylene	Ave	0.7400	0.7203		19.5	20.0	-2.7	50.0

FORM VII
GC/MS VOA CONTINUING CALIBRATION DATA

Lab Name: TestAmerica Edison Job No.: 460-69667-1

SDG No.:

Lab Sample ID: CCVIS 460-202761/2 Calibration Date: 01/15/2014 17:23

Instrument ID: CVOAMS10 Calib Start Date: 12/20/2013 21:02

GC Column: Rtx-624 ID: 0.25(mm) Calib End Date: 12/21/2013 02:14

Lab File ID: R11783.D Conc. Units: ug/L Heated Purge: (Y/N) N

ANALYTE	CURVE TYPE	AVE RRF	RRF	MIN RRF	CALC AMOUNT	SPIKE AMOUNT	%D	MAX %D
Butyl acrylate	QuaF		0.3019		16.9	20.0	-15.7	50.0
o-Xylene	Ave	0.7324	0.7201		19.7	20.0	-1.7	50.0
Styrene	Ave	1.291	1.247		19.3	20.0	-3.4	50.0
Amly acetate	QuaF		1.138		19.6	20.0	-2.2	50.0
Bromoform	Ave	0.2346	0.1956	0.1000	16.7	20.0	-16.6	50.0
Isopropylbenzene	Ave	1.738	1.761		20.3	20.0	1.3	50.0
Camphene, Total	QuaF		0.1071		19.2	20.0	-4.0	50.0
Monobromobenzene	Ave	0.8961	0.8244		18.4	20.0	-8.0	50.0
1,1,2,2-Tetrachloroethane	Ave	1.079	1.024	0.3000	19.0	20.0	-5.1	50.0
N-Propylbenzene	Ave	3.710	3.886		20.9	20.0	4.7	50.0
1,2,3-Trichloropropane	Ave	0.3450	0.3295		19.1	20.0	-4.5	50.0
trans-1,4-Dichloro-2-butene	QuaF		0.1901		16.4	20.0	-17.9	50.0
2-Chlorotoluene	Ave	2.784	2.718		19.5	20.0	-2.4	50.0
p-Ethyltoluene	Ave	3.322	3.448		20.8	20.0	3.8	50.0
1,3,5-Trimethylbenzene	Ave	2.745	2.749		20.0	20.0	0.1	50.0
4-Chlorotoluene	Ave	2.578	2.513		19.5	20.0	-2.5	50.0
Butyl Methacrylate	QuaF		0.9318		17.4	20.0	-12.9	50.0
tert-Butylbenzene	Ave	2.270	2.291		20.2	20.0	1.0	50.0
1,2,4-Trimethylbenzene	Ave	2.846	2.844		20.0	20.0	-0.0	50.0
sec-Butylbenzene	QuaF		3.405		16.9	20.0	-15.4	50.0
1,3-Dichlorobenzene	Ave	1.643	1.551		18.9	20.0	-5.6	50.0
p-Isopropyltoluene	Ave	2.793	2.885		20.7	20.0	3.3	50.0
1,4-Dichlorobenzene	Ave	1.729	1.609		18.6	20.0	-7.0	50.0
Benzyl chloride	QuaF		1.257		20.7	20.0	3.7	50.0
Indan	Ave	3.174	3.109		19.6	20.0	-2.1	50.0
1,4-Diethylbenzene	Ave	1.684	1.762		20.9	20.0	4.6	50.0
n-Butylbenzene	QuaF		3.192		18.0	20.0	-10.2	50.0
1,2-Dichlorobenzene	Ave	1.650	1.540		18.7	20.0	-6.7	50.0
1,2,4,5-Tetramethylbenzene	Ave	2.428	2.589		21.3	20.0	6.6	50.0
1,2-Dibromo-3-Chloropropane	Ave	0.1909	0.1807		18.9	20.0	-5.4	50.0
1,3,5-Trichlorobenzene	Ave	0.9936	1.003		20.2	20.0	0.9	50.0
Camphor	QuaF		0.1069		118	100	18.4	50.0
1,2,4-Trichlorobenzene	QuaF		0.8798		17.1	20.0	-14.4	50.0
Hexachlorobutadiene	Ave	0.3593	0.3584		19.9	20.0	-0.3	50.0
Naphthalene	QuaF		2.592		16.8	20.0	-15.9	50.0
1,2,3-Trichlorobenzene	QuaF		0.8205		17.4	20.0	-13.0	50.0
Dibromofluoromethane (Surr)	Ave	0.2349	0.2301		49.0	50.0	-2.1	50.0
1,2-Dichloroethane-d4 (Surr)	Ave	0.2628	0.2725		51.8	50.0	3.7	50.0
Toluene-d8 (Surr)	Ave	1.311	1.335		50.9	50.0	1.8	50.0
Bromofluorobenzene	Ave	0.4058	0.4009		49.4	50.0	-1.2	50.0

TestAmerica Edison
Target Compound Quantitation Report

Data File: \\EDICHROM\ChromData\CVOAMS10\20140115-8878.b\R11783.D
Lims ID: CCVIS Lab Sample ID: Client 460-202064/2-A
Client ID:
Sample Type: CCVIS
Inject. Date: 15-Jan-2014 17:23:30 ALS Bottle#: 22 Worklist Smp#: 2
Purge Vol: 5.000 mL Dil. Factor: 1.0000
Sample Info: CCVIS
Misc. Info.: 460-0008878-002
Operator ID: Instrument ID: CVOAMS10
Sublist: chrom-8260_W10*sub22

Method: \\EDICHROM\ChromData\CVOAMS10\20140115-8878.b\8260_W10.m
Limit Group: VOA - 8260B Water and Solid
Last Update: 15-Jan-2014 17:40:33 Calib Date: 21-Dec-2013 02:14:30
Integrator: RTE ID Type: Deconvolution ID
Quant Method: Internal Standard Quant By: Initial Calibration
Last ICal File: \\EDICHROM\ChromData\CVOAMS10\20131220-8090.b\R10775.D

Column 1 : Rtx-624 (0.25 mm) Detector MS SCAN
Process Host: XAWRK016

First Level Reviewer: starzecm Date: 15-Jan-2014 17:40:33

Compound	Sig	RT (min.)	Exp RT (min.)	Dlt RT (min.)	Q	Response	On-Col Amt ug/l	Flags
1 Dichlorodifluoromethane	85	1.358	1.358	0.0	100	103242	18.3	
2 Chloromethane	50	1.516	1.516	0.0	99	89346	17.8	
4 Vinyl chloride	62	1.604	1.604	0.0	97	97389	19.9	
149 Butadiene	54	1.628	1.628	0.0	93	85995	19.9	
6 Bromomethane	94	1.875	1.875	0.0	97	29115	10.9	
7 Chloroethane	64	1.957	1.957	0.0	99	58628	21.0	
9 Dichlorofluoromethane	67	2.121	2.121	0.0	97	162804	21.5	
8 Trichlorofluoromethane	101	2.127	2.127	0.0	98	134086	19.7	
11 Ethanol	46	2.315	2.315	0.0	99	21231	851.5	
13 Ethyl ether	59	2.356	2.356	0.0	94	68953	20.5	
14 2-Methyl-1,3-butadiene	67	2.374	2.374	0.0	95	107585	12.0	
16 1,1,2-Trichloro-1,2,2-trifluoroe	101	2.509	2.509	0.0	95	73891	17.3	
17 Acrolein	56	2.521	2.521	0.0	83	26453	32.4	
18 1,1-Dichloroethene	96	2.544	2.544	0.0	97	80487	18.6	
19 Acetone	43	2.639	2.639	0.0	88	152086	77.3	
20 Iodomethane	142	2.691	2.691	0.0	96	40516	9.89	
21 Carbon disulfide	76	2.721	2.721	0.0	99	277333	18.8	
34 Isopropyl alcohol	45	2.727	2.727	0.0	36	55937	160.0	
147 3-Chloro-1-propene	76	2.856	2.856	0.0	92	42765	17.9	
23 Methyl acetate	43	2.868	2.868	0.0	97	380893	103.8	
22 Cyclopentene	67	2.874	2.874	0.0	80	228591	20.8	
24 Acetonitrile	41	2.915	2.915	0.0	99	137172	194.3	
25 Methylene Chloride	84	2.973	2.973	0.0	87	96675	18.7	
* 151 TBA-d9 (IS)	65	2.973	2.973	0.0	70	327953	1000.0	
26 2-Methyl-2-propanol	59	3.038	3.038	0.0	97	93192	170.5	
27 Methyl tert-butyl ether	73	3.132	3.132	0.0	96	256341	20.5	
29 trans-1,2-Dichloroethene	96	3.156	3.156	0.0	93	90926	19.1	
30 Acrylonitrile	53	3.226	3.226	0.0	95	407955	208.5	
32 Hexane	43	3.308	3.308	0.0	91	50847	19.3	
35 Isopropyl ether	45	3.514	3.514	0.0	95	254398	21.1	

Compound	Sig	RT (min.)	Exp RT (min.)	Dlt RT (min.)	Q	Response	On-Col Amt ug/l	Flags
38 Allyl alcohol	57	3.579	3.579	0.0	37	41520	0	
36 1,1-Dichloroethane	63	3.543	3.543	0.0	99	154891	19.6	
37 Vinyl acetate	43	3.561	3.561	0.0	99	352765	39.1	
33 2-Chloro-1,3-butadiene	88	3.584	3.584	0.0	89	75334	18.8	
40 Tert-butyl ethyl ether	59	3.819	3.819	0.0	87	240737	21.9	
41 2,2-Dichloropropane	77	4.019	4.019	0.0	94	106337	24.0	
42 cis-1,2-Dichloroethene	96	4.049	4.049	0.0	98	94568	18.5	
43 2-Butanone (MEK)	72	4.066	4.066	0.0	97	68411	75.2	
44 Ethyl acetate	70	4.072	4.072	0.0	96	25154	32.2	
39 Methyl acrylate	55	4.125	4.125	0.0	92	88900	20.6	
48 Propionitrile	54	4.196	4.196	0.0	97	150959	152.0	
46 Chlorobromomethane	128	4.266	4.266	0.0	82	46402	19.0	
45 Tetrahydrofuran	42	4.272	4.272	0.0	72	75304	33.2	
31 Methacrylonitrile	67	4.290	4.290	0.0	90	474915	208.6	
47 Chloroform	83	4.319	4.319	0.0	99	145440	18.8	
49 Cyclohexane	56	4.442	4.442	0.0	86	122838	17.1	
50 1,1,1-Trichloroethane	97	4.454	4.454	0.0	97	108868	19.3	
$ 152 Dibromofluoromethane (Surr)	113	4.472	4.472	0.0	93	173011	49.0	
51 Carbon tetrachloride	117	4.572	4.572	0.0	97	81214	16.9	
52 1,1-Dichloropropene	75	4.607	4.607	0.0	98	108032	21.3	
10 Pentane	72	4.736	4.736	0.0	88	3598	0	
56 Isobutyl alcohol	43	4.736	4.736	0.0	98	86405	404.9	
53 Benzene	78	4.801	4.801	0.0	95	350088	20.0	
$ 54 1,2-Dichloroethane-d4 (Surr)	65	4.818	4.818	0.0	95	204867	51.8	
57 Isopropyl acetate	43	4.859	4.859	0.0	94	220199	21.8	
142 Tert-amyl methyl ether	73	4.865	4.865	0.0	78	227671	20.8	
55 1,2-Dichloroethane	62	4.889	4.889	0.0	98	113973	19.9	
58 n-Heptane	57	4.953	4.953	0.0	88	37839	18.8	
* 59 Fluorobenzene	96	5.083	5.083	0.0	99	751921	50.0	
60 2,4,4-Trimethyl-1-pentene	57	5.294	5.294	0.0	94	326507	35.9	
62 n-Butanol	56	5.394	5.394	0.0	83	53813	346.7	
61 Trichloroethene	95	5.429	5.429	0.0	98	83330	18.4	
63 Methylcyclohexane	83	5.553	5.553	0.0	79	122400	16.9	
64 Ethyl acrylate	55	5.553	5.553	0.0	96	205055	18.2	
65 1,2-Dichloropropane	63	5.711	5.711	0.0	92	82966	19.7	
* 150 1,4-Dioxane-d8	96	5.782	5.782	0.0	23	31018	1000.0	
66 Methyl methacrylate	100	5.794	5.794	0.0	80	59035	38.9	
67 1,4-Dioxane	88	5.829	5.829	0.0	68	27599	252.5	
68 Dibromomethane	93	5.841	5.841	0.0	96	53243	17.8	
69 n-Propyl acetate	43	5.852	5.852	0.0	97	128790	20.8	
70 Dichlorobromomethane	83	5.993	5.993	0.0	98	97938	17.5	
71 2-Nitropropane	41	6.322	6.322	0.0	79	26353	30.0	
72 2-Chloroethyl vinyl ether	63	6.328	6.328	0.0	86	52172	19.3	
73 Epichlorohydrin	57	6.434	6.434	0.0	93	186245	0	
74 cis-1,3-Dichloropropene	75	6.487	6.487	0.0	90	128283	21.6	
75 4-Methyl-2-pentanone (MIBK)	43	6.652	6.652	0.0	94	457428	109.4	
$ 76 Toluene-d8 (Surr)	98	6.728	6.728	0.0	99	723179	50.9	
77 Toluene	91	6.804	6.804	0.0	91	367973	19.8	
78 trans-1,3-Dichloropropene	75	7.157	7.157	0.0	94	110622	19.4	
82 Ethyl methacrylate	69	7.186	7.186	0.0	86	118688	21.3	
79 1,1,2-Trichloroethane	83	7.362	7.362	0.0	95	68838	19.3	
80 Tetrachloroethene	166	7.404	7.404	0.0	98	74521	19.2	

Compound	Sig	RT (min.)	Exp RT (min.)	Dlt RT (min.)	Q	Response	On-Col Amt ug/l	Flags
81 1,3-Dichloropropane	76	7.574	7.574	0.0	89	136078	19.8	
83 2-Hexanone	43	7.644	7.644	0.0	94	314919	109.5	
85 n-Butyl acetate	43	7.762	7.762	0.0	98	124531	21.0	
84 Chlorodibromomethane	129	7.803	7.803	0.0	95	68930	17.7	
86 Ethylene Dibromide	107	7.950	7.950	0.0	98	82739	19.0	
* 87 Chlorobenzene-d5	117	8.496	8.496	0.0	77	541807	50.0	
88 Chlorobenzene	112	8.532	8.532	0.0	95	235449	18.8	
89 Ethylbenzene	106	8.637	8.637	0.0	98	127601	19.3	
90 1,1,1,2-Tetrachloroethane	131	8.655	8.655	0.0	88	67357	18.9	
91 m-Xylene & p-Xylene	106	8.796	8.796	0.0	94	156105	19.5	
93 n-Butyl acrylate	73	9.296	9.296	0.0	96	65430	16.9	
92 o-Xylene	106	9.296	9.296	0.0	91	156059	19.7	
94 Styrene	104	9.331	9.331	0.0	96	270229	19.3	
96 Amyl acetate (mixed isomers)	43	9.536	9.536	0.0	92	134628	19.6	
97 Bromoform	173	9.542	9.542	0.0	93	42389	16.7	
98 Isopropylbenzene	105	9.672	9.672	0.0	95	381610	20.3	
$ 99 4-Bromofluorobenzene	174	9.854	9.854	0.0	86	217183	49.4	
95 Camphene	41	9.871	9.871	0.0	93	23201	19.2	
100 Bromobenzene	156	9.977	9.977	0.0	98	97527	18.4	
101 1,1,2,2-Tetrachloroethane	83	10.024	10.024	0.0	91	121151	19.0	
102 N-Propylbenzene	91	10.048	10.048	0.0	98	459795	20.9	
103 1,2,3-Trichloropropane	110	10.059	10.059	0.0	85	38980	19.1	
105 2-Chlorotoluene	91	10.136	10.136	0.0	95	321586	19.5	
104 trans-1,4-Dichloro-2-butene	53	10.083	10.083	0.0	1	22490	16.4	
143 4-Ethyltoluene	105	10.147	10.147	0.0	95	407901	20.8	
106 1,3,5-Trimethylbenzene	105	10.200	10.200	0.0	75	325194	20.0	
107 4-Chlorotoluene	91	10.236	10.236	0.0	96	297291	19.5	
108 Butyl Methacrylate	87	10.288	10.288	0.0	88	110236	17.4	
109 tert-Butylbenzene	119	10.441	10.441	0.0	89	271090	20.2	
110 1,2,4-Trimethylbenzene	105	10.494	10.494	0.0	97	336471	20.0	
113 sec-Butylbenzene	105	10.606	10.606	0.0	99	402886	16.9	
115 1,3-Dichlorobenzene	146	10.712	10.712	0.0	72	183460	18.9	
114 4-Isopropyltoluene	119	10.712	10.712	0.0	90	341351	20.7	
* 116 1,4-Dichlorobenzene-d4	152	10.764	10.764	0.0	92	295765	50.0	
117 1,4-Dichlorobenzene	146	10.776	10.776	0.0	90	190372	18.6	
118 Benzyl chloride	91	10.882	10.882	0.0	95	148686	20.7	
119 2,3-Dihydroindene	117	10.929	10.929	0.0	89	367796	19.6	
133 p-Diethylbenzene	119	10.970	10.970	0.0	86	208463	20.9	
120 n-Butylbenzene	91	10.982	10.982	0.0	95	377599	18.0	
121 1,2-Dichlorobenzene	146	11.029	11.029	0.0	95	182138	18.7	
132 1,2,4,5-Tetramethylbenzene	119	11.487	11.487	0.0	94	306238	21.3	
122 1,2-Dibromo-3-Chloropropane	75	11.569	11.569	0.0	95	21375	18.9	
145 1,3,5-Trichlorobenzene	180	11.669	11.669	0.0	97	118617	20.2	
123 Camphor	95	12.075	12.075	0.0	89	63225	118.4	
124 1,2,4-Trichlorobenzene	180	12.145	12.145	0.0	89	104085	17.1	
126 Hexachlorobutadiene	225	12.233	12.233	0.0	88	42400	19.9	
127 Naphthalene	128	12.357	12.357	0.0	99	306694	16.8	
128 1,2,3-Trichlorobenzene	180	12.568	12.568	0.0	95	97075	17.4	
S 130 1,2-Dichloroethene, Total	100				0		37.6	
S 131 Xylenes, Total	100				0		39.1	
S 139 Total BTEX	1				0		98.2	

Report Date: 15-Jan-2014 17:40:33 Chrom Revision: 2.1 15-Oct-2013 07:52:24

TestAmerica Edison

Data File: \\EDICHROM\ChromData\CVOAMS10\20140115-8878.b\R11783.D

Injection Date:	15-Jan-2014 17:23:30	Instrument ID:	CVOAMS10	Operator ID:	
Lims ID:	CCVIS	Lab Sample ID:	Client 460-202064/2-A	Worklist Smp#:	2
Client ID:					
Purge Vol:	5.000 mL	Dil. Factor:	1.0000	ALS Bottle#:	22
Method:	8260_W10	Limit Group:	VOA - 8260B Water and Solid		

Column: Rtx-624 (0.25 mm)

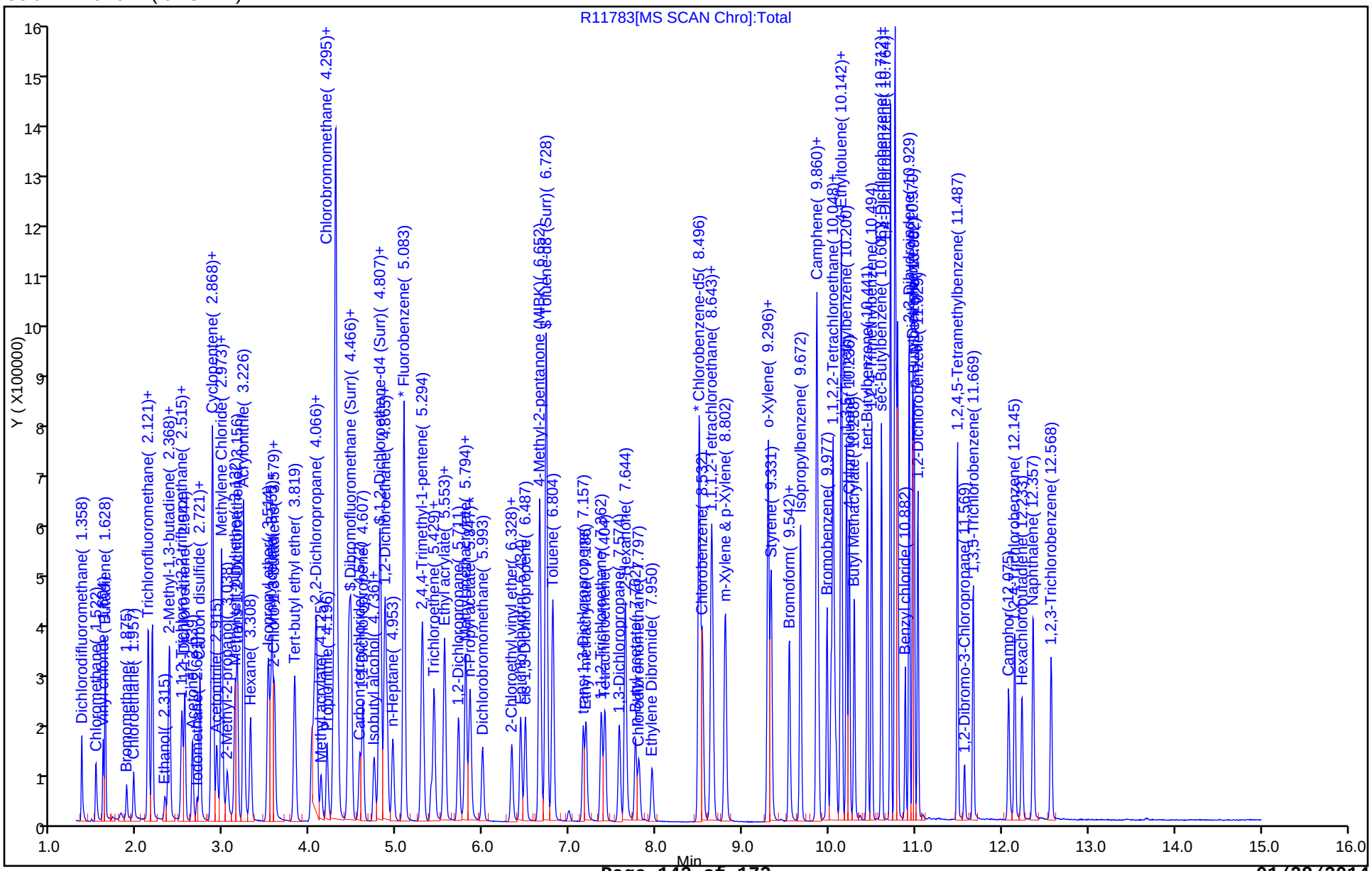

TestAmerica Edison
Target Compound Quantitation Report

Data File: \\EDICHROM\ChromData\CVOAMS10\20131220-8090.b\R10760.D
Lims ID: BFB Lab Sample ID:
Client ID:
Sample Type: BFB
Inject. Date: 20-Dec-2013 19:41:30 ALS Bottle#: 1 Worklist Smp#: 1
Purge Vol: 5.000 mL Dil. Factor: 1.0000
Sample Info: BFB
Misc. Info.: 460-0008090-001
Operator ID: Instrument ID: CVOAMS10

Method: \\EDICHROM\ChromData\CVOAMS10\20131220-8090.b\8260_W10.m
Limit Group: VOA - 8260B Water and Solid
Last Update: 23-Dec-2013 14:59:38 Calib Date: 21-Dec-2013 02:14:30
Integrator: RTE ID Type: Deconvolution ID
Quant Method: Internal Standard Quant By: Initial Calibration
Last ICal File: \\EDICHROM\ChromData\CVOAMS10\20131220-8090.b\R10775.D

Column 1 : Rtx-624 (0.25 mm) Detector MS SCAN
Process Host: XAWRK018

First Level Reviewer: starzecm Date: 20-Dec-2013 19:52:48

Compound	Sig	RT (min.)	Exp RT (min.)	Dlt RT (min.)	Q	Response	On-Col Amt ug/l	Flags
$ 140 BFB	95	3.234	3.234	0.0	86	117172	0	

MS Tune Report

TestAmerica Edison

Data File: \\EDICHROM\ChromData\CVOAMS10\20131220-8090.b\R10760.D
Injection Date: 20-Dec-2013 19:41:30 Instrument ID: CVOAMS10
Lims ID: BFB Lab Sample ID:
Client ID:
Operator ID: ALS Bottle#: 1 Worklist Smp#: 1
Purge Vol: 5.000 mL Dil. Factor: 1.0000
Method: 8260_W10 Limit Group: VOA - 8260B Water and Solid
Tune Method: BFB Method 8260

$ 140 BFB

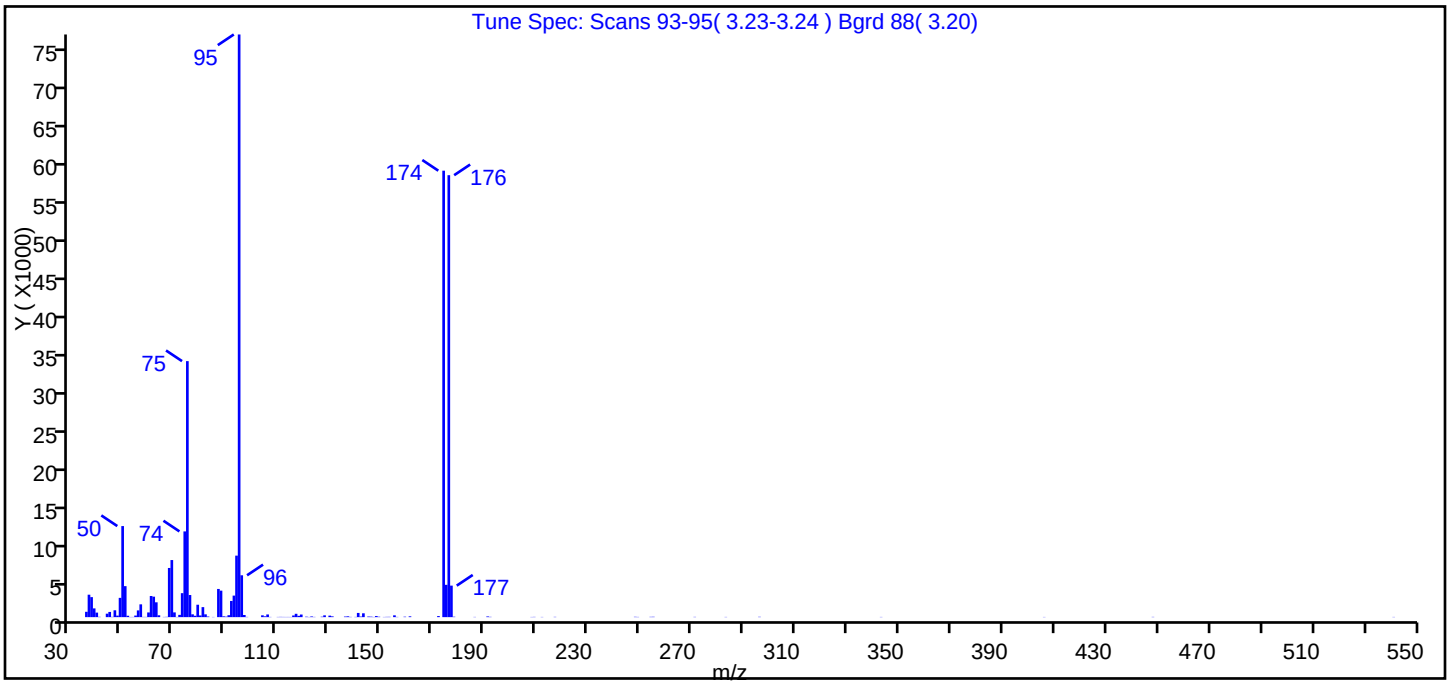

m/z	Ion Abundance Criteria	% Relative Abundance
95	Base Peak, 100% relative abundance	100.00
50	15.00 - 40.00% of mass 95	15.60
75	30.00 - 60.00% of mass 95	43.90
96	5.00 - 9.00% of mass 95	7.20
173	Less than 2.00% of mass 174	0.00 (0.00)
174	Greater than 50.00% of mass 95	76.60
175	5.00 - 9.00% of mass 174	5.50 (7.20)
176	95.00 - 101.00% of mass 174	75.80 (99.00)
177	5.00 - 9.00% of mass 176	5.40 (7.10)

Data File: \\EDICHROM\ChromData\CVOAMS10\20131220-8090.b\R10760.D\8260_W10.rslt\spectra.d
Injection Date: 20-Dec-2013 19:41:30
Spectrum: Tune Spec: Scans 93-95(3.23-3.24) Bgrd 88(3.20)
Base Peak: 95.00
Minimum % Base Peak: 0
Number of Points: 123

m/z	Y	m/z	Y	m/z	Y	m/z	Y
36.00	702	70.00	624	110.00	28	152.00	37
37.00	2947	71.00	25	111.00	35	153.00	40
38.00	2627	72.00	298	112.00	30	155.00	237
39.00	1148	73.00	3147	113.00	27	156.00	30
40.00	594	74.00	11255	114.00	28	159.00	59
41.00	40	75.00	33608	115.00	25	161.00	105
44.00	454	76.00	2903	116.00	218	172.00	139
45.00	684	77.00	370	117.00	440	174.00	58608
46.00	38	78.00	181	118.00	171	175.00	4242
47.00	902	79.00	1630	119.00	343	176.00	58016
48.00	201	80.00	220	121.00	60	177.00	4137
49.00	2531	81.00	1314	122.00	26	178.00	55
50.00	11955	82.00	369	123.00	90	186.00	29
51.00	4070	83.00	82	124.00	32	191.00	90
52.00	183	85.00	25	127.00	58	192.00	39
53.00	25	87.00	3700	128.00	236	208.00	26
54.00	27	88.00	3478	130.00	196	209.00	34
55.00	208	89.00	105	131.00	102	212.00	27
56.00	885	90.00	65	136.00	77	217.00	37
57.00	1681	91.00	253	137.00	108	248.00	44
58.00	32	92.00	2126	138.00	32	249.00	29
59.00	31	93.00	2827	140.00	31	254.00	40
60.00	617	94.00	8074	141.00	552	255.00	47
61.00	2776	95.00	76488	142.00	76	271.00	34
62.00	2687	96.00	5494	143.00	505	283.00	28
63.00	1948	97.00	280	145.00	77	296.00	44
64.00	244	98.00	31	146.00	63	343.00	27
66.00	28	104.00	238	147.00	26	406.00	25
67.00	40	105.00	108	148.00	143	448.00	33
68.00	6455	106.00	352	149.00	55	541.00	27
69.00	7494	107.00	29	151.00	26		

TestAmerica Edison
Target Compound Quantitation Report

Data File: \\EDICHROM\ChromData\CVOAMS10\20140115-8878.b\R11782.D
Lims ID: BFB Lab Sample ID:
Client ID:
Sample Type: BFB
Inject. Date: 15-Jan-2014 17:01:30 ALS Bottle#: 1 Worklist Smp#: 1
Purge Vol: 5.000 mL Dil. Factor: 1.0000
Sample Info: BFB
Misc. Info.: 460-0008878-001
Operator ID: Instrument ID: CVOAMS10

Method: \\EDICHROM\ChromData\CVOAMS10\20140115-8878.b\8260_W10.m
Limit Group: VOA - 8260B Water and Solid
Last Update: 15-Jan-2014 17:09:18 Calib Date: 21-Dec-2013 02:14:30
Integrator: RTE ID Type: Deconvolution ID
Quant Method: Internal Standard Quant By: Initial Calibration
Last ICal File: \\EDICHROM\ChromData\CVOAMS10\20131220-8090.b\R10775.D

Column 1 : Rtx-624 (0.25 mm) Detector MS SCAN
Process Host: XAWRK016

First Level Reviewer: starzecm Date: 15-Jan-2014 17:09:18

Compound	Sig	RT (min.)	Exp RT (min.)	Dlt RT (min.)	Q	Response	On-Col Amt ug/l	Flags
$ 140 BFB	95	3.234	3.234	0.0	86	122682	0	

MS Tune Report

TestAmerica Edison

Data File: \\EDICHROM\ChromData\CVOAMS10\20140115-8878.b\R11782.D
Injection Date: 15-Jan-2014 17:01:30 Instrument ID: CVOAMS10
Lims ID: BFB Lab Sample ID:
Client ID:
Operator ID: ALS Bottle#: 1 Worklist Smp#: 1
Purge Vol: 5.000 mL Dil. Factor: 1.0000
Method: 8260_W10 Limit Group: VOA - 8260B Water and Solid
Tune Method: BFB Method 8260

$ 140 BFB

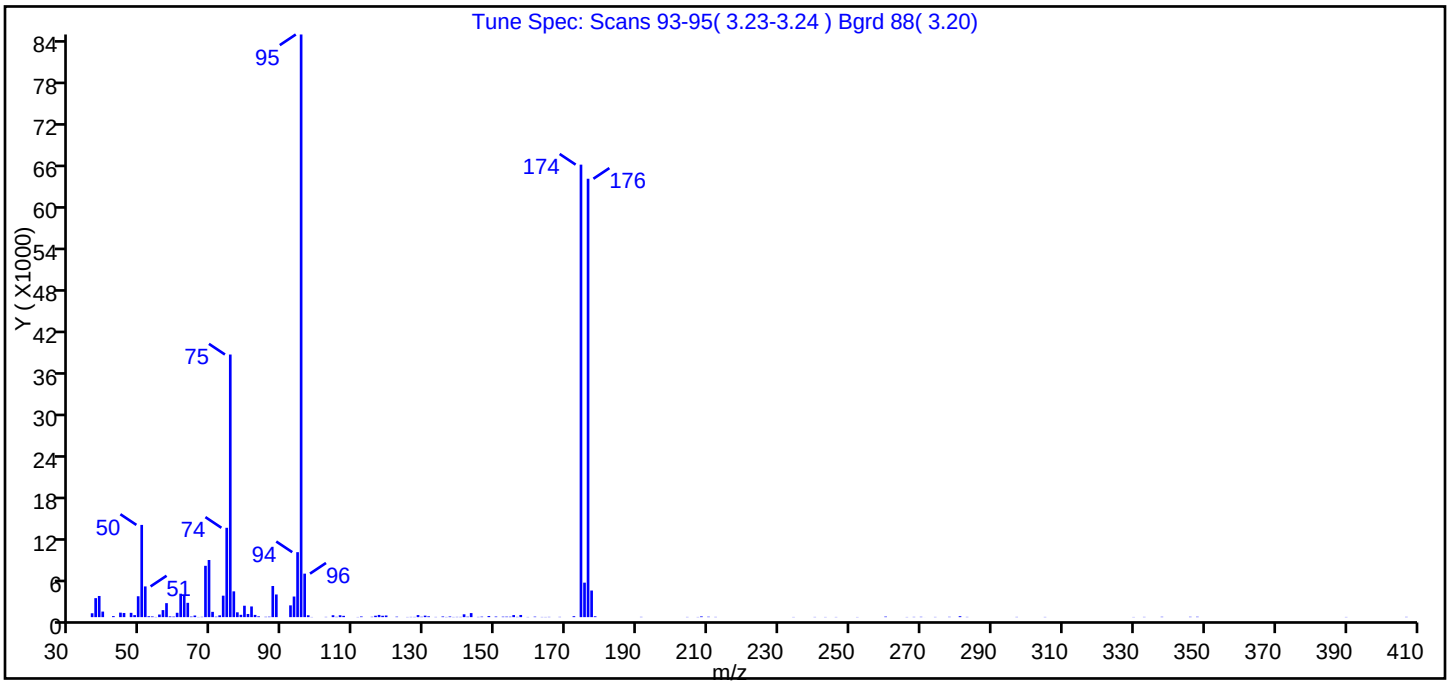

m/z	Ion Abundance Criteria	% Relative Abundance
95	Base Peak, 100% relative abundance	100.00
50	15.00 - 40.00% of mass 95	15.80
75	30.00 - 60.00% of mass 95	45.10
96	5.00 - 9.00% of mass 95	7.50
173	Less than 2.00% of mass 174	0.00 (0.00)
174	Greater than 50.00% of mass 95	77.70
175	5.00 - 9.00% of mass 174	5.90 (7.60)
176	95.00 - 101.00% of mass 174	75.20 (96.90)
177	5.00 - 9.00% of mass 176	4.60 (6.10)

Data File: \\EDICHROM\ChromData\CVOAMS10\20140115-8878.b\R11782.D\8260_W10.rslt\spectra.d
Injection Date: 15-Jan-2014 17:01:30
Spectrum: Tune Spec: Scans 93-95(3.23-3.24) Bgrd 88(3.20)
Base Peak: 95.00
Minimum % Base Peak: 0
Number of Points: 136

m/z	Y	m/z	Y	m/z	Y	m/z	Y
36.00	566	74.00	13022	125.00	27	174.00	65944
37.00	2769	75.00	38272	126.00	35	175.00	5026
38.00	3084	76.00	3760	127.00	33	176.00	63888
39.00	811	77.00	703	128.00	301	177.00	3880
42.00	148	78.00	338	129.00	52	178.00	120
44.00	653	79.00	1664	130.00	220	191.00	38
45.00	606	80.00	461	131.00	117	204.00	31
47.00	629	81.00	1559	133.00	33	207.00	27
48.00	296	82.00	328	135.00	97	208.00	103
49.00	3045	83.00	117	136.00	28	210.00	60
50.00	13441	85.00	50	137.00	95	212.00	36
51.00	4478	86.00	66	138.00	28	234.00	27
52.00	130	87.00	4537	139.00	39	240.00	31
53.00	101	88.00	3305	140.00	36	243.00	27
54.00	27	92.00	1717	141.00	414	246.00	28
55.00	380	93.00	3005	142.00	64	252.00	25
56.00	1026	94.00	9468	143.00	591	260.00	79
57.00	2040	95.00	84912	145.00	36	266.00	27
58.00	107	96.00	6339	146.00	73	268.00	38
59.00	81	97.00	274	148.00	158	270.00	48
60.00	635	98.00	26	150.00	87	271.00	3
61.00	3415	102.00	38	152.00	70	274.00	32
62.00	3194	104.00	276	153.00	72	278.00	47
63.00	2085	105.00	45	154.00	59	281.00	133
64.00	81	106.00	276	155.00	301	283.00	36
65.00	236	107.00	191	156.00	39	297.00	35
66.00	26	111.00	26	157.00	317	305.00	31
67.00	47	112.00	96	159.00	29	330.00	26
68.00	7481	115.00	51	161.00	73	333.00	35
69.00	8328	116.00	207	163.00	30	338.00	51
70.00	772	117.00	322	164.00	28	346.00	51
71.00	64	118.00	200	165.00	38	348.00	56
72.00	264	119.00	240	168.00	40	390.00	28

Report Date: 15-Jan-2014 17:09:19 Chrom Revision: 2.1 15-Oct-2013 07:52:24
Data File: \\EDICHROM\ChromData\CVOAMS10\20140115-8878.b\R11782.D\8260_W10.rslt\spectra.d
Injection Date: 15-Jan-2014 17:01:30
Spectrum: Tune Spec: Scans 93-95(3.23-3.24) Bgrd 88(3.20)
Base Peak: 95.00
Minimum % Base Peak: 0
Number of Points: 136

m/z	Y	m/z	Y	m/z	Y	m/z	Y
73.00	3128	122.00	70	172.00	135	407.00	39

FORM I
GC/MS VOA ORGANICS ANALYSIS DATA SHEET

Lab Name: TestAmerica Edison | Job No.: 460-69667-1

SDG No.:

Client Sample ID: | Lab Sample ID: MB 460-202761/6

Matrix: Water | Lab File ID: R11787.D

Analysis Method: 8260B | Date Collected:

Sample wt/vol: 5(mL) | Date Analyzed: 01/15/2014 20:04

Soil Aliquot Vol: | Dilution Factor: 1

Soil Extract Vol.: | GC Column: Rtx-624 ID: 0.25(mm)

% Moisture: | Level: (low/med) Low

Analysis Batch No.: 202761 | Units: ug/L

CAS NO.	COMPOUND NAME	RESULT	Q	RL	MDL
74-87-3	Chloromethane	0.10	U	1.0	0.10
74-83-9	Bromomethane	0.18	U	1.0	0.18
75-01-4	Vinyl chloride	0.14	U	1.0	0.14
75-00-3	Chloroethane	0.17	U	1.0	0.17
75-09-2	Methylene Chloride	0.18	U	1.0	0.18
67-64-1	Acetone	2.7	U	5.0	2.7
75-15-0	Carbon disulfide	0.13	U	1.0	0.13
75-35-4	1,1-Dichloroethene	0.090	U	1.0	0.090
75-34-3	1,1-Dichloroethane	0.13	U	1.0	0.13
156-60-5	trans-1,2-Dichloroethene	0.13	U	1.0	0.13
156-59-2	cis-1,2-Dichloroethene	0.18	U	1.0	0.18
67-66-3	Chloroform	0.080	U	1.0	0.080
107-06-2	1,2-Dichloroethane	0.19	U	1.0	0.19
78-93-3	2-Butanone	2.3	U	5.0	2.3
71-55-6	1,1,1-Trichloroethane	0.060	U	1.0	0.060
56-23-5	Carbon tetrachloride	0.060	U	1.0	0.060
75-27-4	Bromodichloromethane	0.12	U	1.0	0.12
78-87-5	1,2-Dichloropropane	0.090	U	1.0	0.090
10061-01-5	cis-1,3-Dichloropropene	0.18	U	1.0	0.18
79-01-6	Trichloroethene	0.090	U	1.0	0.090
124-48-1	Dibromochloromethane	0.20	U	1.0	0.20
79-00-5	1,1,2-Trichloroethane	0.19	U	1.0	0.19
71-43-2	Benzene	0.080	U	1.0	0.080
10061-02-6	trans-1,3-Dichloropropene	0.24	U	1.0	0.24
75-25-2	Bromoform	0.19	U	1.0	0.19
108-10-1	4-Methyl-2-pentanone	0.99	U	5.0	0.99
591-78-6	2-Hexanone	0.50	U	5.0	0.50
127-18-4	Tetrachloroethene	0.10	U	1.0	0.10
79-34-5	1,1,2,2-Tetrachloroethane	0.16	U	1.0	0.16
108-88-3	Toluene	0.15	U	1.0	0.15
108-90-7	Chlorobenzene	0.11	U	1.0	0.11
100-41-4	Ethylbenzene	0.10	U	1.0	0.10
100-42-5	Styrene	0.12	U	1.0	0.12
1330-20-7	Xylenes, Total	0.13	U	2.0	0.13

FORM I
GC/MS VOA ORGANICS ANALYSIS DATA SHEET

Lab Name: TestAmerica Edison Job No.: 460-69667-1

SDG No.:

Client Sample ID: Lab Sample ID: MB 460-202761/6

Matrix: Water Lab File ID: R11787.D

Analysis Method: 8260B Date Collected:

Sample wt/vol: 5(mL) Date Analyzed: 01/15/2014 20:04

Soil Aliquot Vol: Dilution Factor: 1

Soil Extract Vol.: GC Column: Rtx-624 ID: 0.25(mm)

% Moisture: Level: (low/med) Low

Analysis Batch No.: 202761 Units: ug/L

CAS NO.	SURROGATE	%REC	Q	LIMITS
17060-07-0	1,2-Dichloroethane-d4 (Surr)	104		70-130
460-00-4	Bromofluorobenzene	93		70-130
2037-26-5	Toluene-d8 (Surr)	99		70-130
1868-53-7	Dibromofluoromethane (Surr)	98		70-130

FORM I
GC/MS VOA ORGANICS ANALYSIS DATA SHEET
TENTATIVELY IDENTIFIED COMPOUNDS

Lab Name: TestAmerica Edison Job No.: 460-69667-1

SDG No.:

Client Sample ID: Lab Sample ID: MB 460-202761/6

Matrix: Water Lab File ID: R11787.D

Analysis Method: 8260B Date Collected:

Sample wt/vol: 5(mL) Date Analyzed: 01/15/2014 20:04

Soil Aliquot Vol: Dilution Factor: 1

Soil Extract Vol.: GC Column: Rtx-624 ID: 0.25(mm)

% Moisture: Level: (low/med) Low

Analysis Batch No.: 202761 Units: ug/L

Number TICs Found: 0 TIC Result Total: 0

CAS NO.	COMPOUND NAME	RT	RESULT	Q
	Tentatively Identified Compound		None	

TestAmerica Edison
Target Compound Quantitation Report

Data File: \\EDICHROM\ChromData\CVOAMS10\20140115-8878.b\R11787.D
Lims ID: MB Lab Sample ID: MB 460-202761/6-A
Client ID:
Sample Type: MB
Inject. Date: 15-Jan-2014 20:04:30 ALS Bottle#: 26 Worklist Smp#: 6
Purge Vol: 5.000 mL Dil. Factor: 1.0000
Sample Info: MB
Misc. Info.: 460-0008878-006
Operator ID: Instrument ID: CVOAMS10

Method: \\EDICHROM\ChromData\CVOAMS10\20140115-8878.b\8260_W10.m
Limit Group: VOA - 8260B Water and Solid
Last Update: 16-Jan-2014 09:06:25 Calib Date: 21-Dec-2013 02:14:30
Integrator: RTE ID Type: Deconvolution ID
Quant Method: Internal Standard Quant By: Initial Calibration
Last ICal File: \\EDICHROM\ChromData\CVOAMS10\20131220-8090.b\R10775.D

Column 1 : Rtx-624 (0.25 mm) Detector MS SCAN
Process Host: XAWRK050

First Level Reviewer: desais Date: 16-Jan-2014 09:00:53

Compound	Sig	RT (min.)	Exp RT (min.)	Dlt RT (min.)	Q	Response	On-Col Amt ug/l	Flags
* 151 TBA-d9 (IS)	65	2.974	2.973	0.001	33	331333	1000.0	
$ 152 Dibromofluoromethane (Surr)	113	4.472	4.472	0.0	91	160707	48.8	
$ 54 1,2-Dichloroethane-d4 (Surr)	65	4.818	4.813	0.006	96	191202	51.9	
* 59 Fluorobenzene	96	5.083	5.083	0.0	99	701044	50.0	
* 150 1,4-Dioxane-d8	96	5.776	5.776	0.0	53	29540	1000.0	
$ 76 Toluene-d8 (Surr)	98	6.728	6.728	0.0	100	666474	49.6	
* 87 Chlorobenzene-d5	117	8.497	8.496	0.001	82	512544	50.0	
$ 99 4-Bromofluorobenzene	174	9.860	9.860	0.0	89	192512	46.3	
* 116 1,4-Dichlorobenzene-d4	152	10.765	10.764	0.001	93	252506	50.0	

Report Date: 16-Jan-2014 09:06:26 Chrom Revision: 2.1 15-Oct-2013 07:52:24

TestAmerica Edison

Data File: \\EDICHROM\ChromData\CVOAMS10\20140115-8878.b\R11787.D

Injection Date:	15-Jan-2014 20:04:30	Instrument ID:	CVOAMS10	Operator ID:	
Lims ID:	MB	Lab Sample ID:	MB 460-202761/6-A	Worklist Smp#:	6
Client ID:					
Purge Vol:	5.000 mL	Dil. Factor:	1.0000	ALS Bottle#:	26
Method:	8260_W10	Limit Group:	VOA - 8260B Water and Solid		

Column: Rtx-624 (0.25 mm)

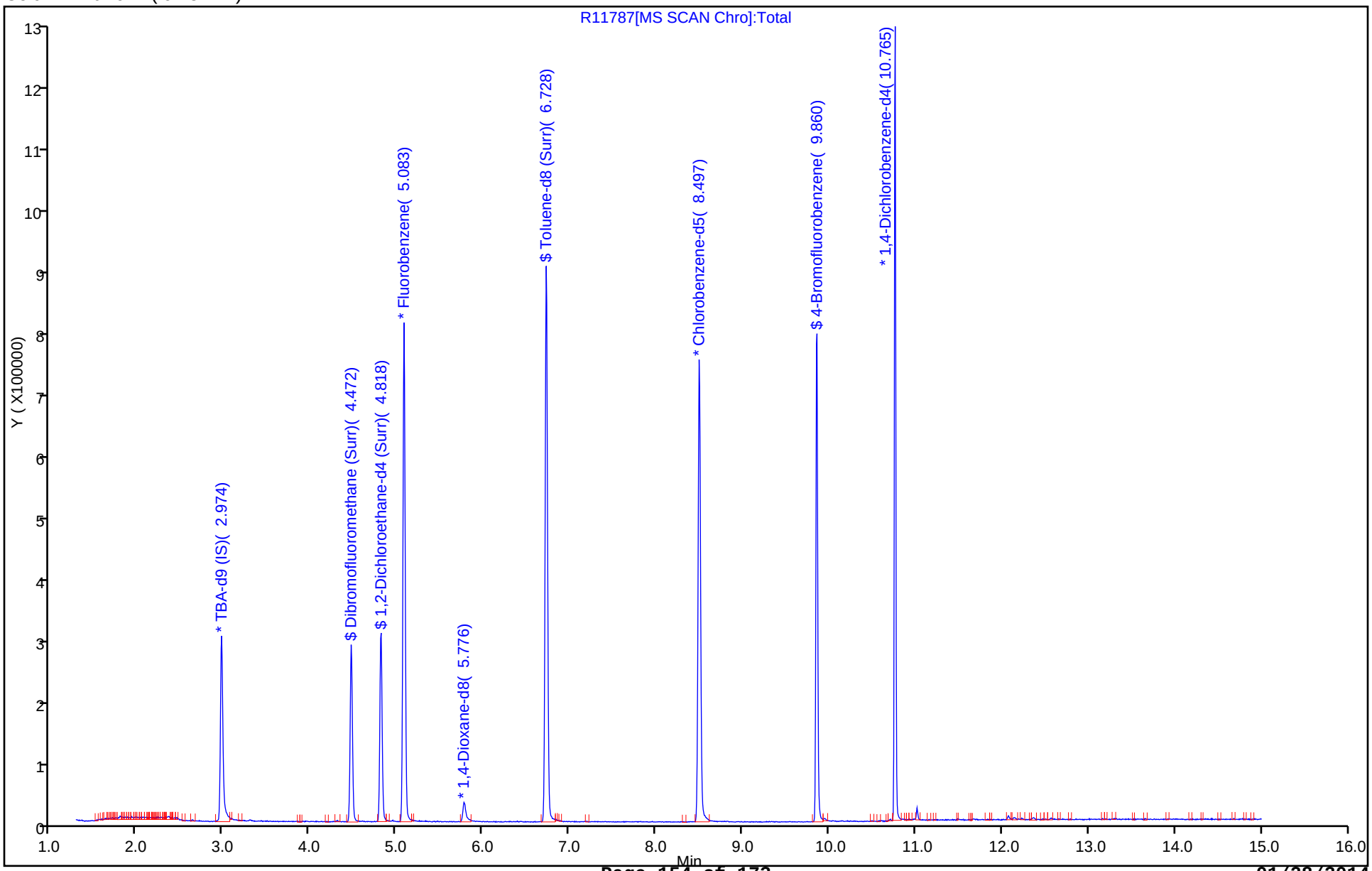

FORM I
GC/MS VOA ORGANICS ANALYSIS DATA SHEET

Lab Name: TestAmerica Edison Job No.: 460-69667-1

SDG No.:

Client Sample ID: Lab Sample ID: LCS 460-202761/3

Matrix: Water Lab File ID: R11784.D

Analysis Method: 8260B Date Collected:

Sample wt/vol: 5(mL) Date Analyzed: 01/15/2014 17:54

Soil Aliquot Vol: Dilution Factor: 1

Soil Extract Vol.: GC Column: Rtx-624 ID: 0.25(mm)

% Moisture: Level: (low/med) Low

Analysis Batch No.: 202761 Units: ug/L

CAS NO.	COMPOUND NAME	RESULT	Q	RL	MDL
74-87-3	Chloromethane	19.1		1.0	0.10
74-83-9	Bromomethane	14.0		1.0	0.18
75-01-4	Vinyl chloride	20.5		1.0	0.14
75-00-3	Chloroethane	22.6		1.0	0.17
75-09-2	Methylene Chloride	19.5		1.0	0.18
67-64-1	Acetone	85.2		5.0	2.7
75-15-0	Carbon disulfide	19.5		1.0	0.13
75-35-4	1,1-Dichloroethene	18.6		1.0	0.090
75-34-3	1,1-Dichloroethane	20.4		1.0	0.13
156-60-5	trans-1,2-Dichloroethene	20.0		1.0	0.13
156-59-2	cis-1,2-Dichloroethene	19.6		1.0	0.18
67-66-3	Chloroform	19.6		1.0	0.080
107-06-2	1,2-Dichloroethane	20.5		1.0	0.19
78-93-3	2-Butanone	81.8		5.0	2.3
71-55-6	1,1,1-Trichloroethane	20.3		1.0	0.060
56-23-5	Carbon tetrachloride	17.6		1.0	0.060
75-27-4	Bromodichloromethane	18.9		1.0	0.12
78-87-5	1,2-Dichloropropane	20.1		1.0	0.090
10061-01-5	cis-1,3-Dichloropropene	23.0		1.0	0.18
79-01-6	Trichloroethene	18.9		1.0	0.090
124-48-1	Dibromochloromethane	19.1		1.0	0.20
79-00-5	1,1,2-Trichloroethane	19.9		1.0	0.19
71-43-2	Benzene	20.7		1.0	0.080
10061-02-6	trans-1,3-Dichloropropene	20.6		1.0	0.24
75-25-2	Bromoform	17.7		1.0	0.19
108-10-1	4-Methyl-2-pentanone	116		5.0	0.99
591-78-6	2-Hexanone	116		5.0	0.50
127-18-4	Tetrachloroethene	20.3		1.0	0.10
79-34-5	1,1,2,2-Tetrachloroethane	20.3		1.0	0.16
108-88-3	Toluene	20.7		1.0	0.15
108-90-7	Chlorobenzene	19.7		1.0	0.11
100-41-4	Ethylbenzene	20.3		1.0	0.10
100-42-5	Styrene	20.3		1.0	0.12
1330-20-7	Xylenes, Total	41.8		2.0	0.13

FORM I
GC/MS VOA ORGANICS ANALYSIS DATA SHEET

Lab Name: TestAmerica Edison Job No.: 460-69667-1

SDG No.:

Client Sample ID: Lab Sample ID: LCS 460-202761/3

Matrix: Water Lab File ID: R11784.D

Analysis Method: 8260B Date Collected:

Sample wt/vol: 5(mL) Date Analyzed: 01/15/2014 17:54

Soil Aliquot Vol: Dilution Factor: 1

Soil Extract Vol.: GC Column: Rtx-624 ID: 0.25(mm)

% Moisture: Level: (low/med) Low

Analysis Batch No.: 202761 Units: ug/L

CAS NO.	SURROGATE	%REC	Q	LIMITS
17060-07-0	1,2-Dichloroethane-d4 (Surr)	102		70-130
460-00-4	Bromofluorobenzene	99		70-130
2037-26-5	Toluene-d8 (Surr)	102		70-130
1868-53-7	Dibromofluoromethane (Surr)	95		70-130

TestAmerica Edison
Target Compound Quantitation Report

Data File: \\EDICHROM\ChromData\CVOAMS10\20140115-8878.b\R11784.D
Lims ID: LCS Lab Sample ID: LCS 460-202761/3-A
Client ID:
Sample Type: LCS
Inject. Date: 15-Jan-2014 17:54:30 ALS Bottle#: 23 Worklist Smp#: 3
Purge Vol: 5.000 mL Dil. Factor: 1.0000
Sample Info: LCS
Misc. Info.: 460-0008878-003 =460-0008878-003
Operator ID: Instrument ID: CVOAMS10

Method: \\EDICHROM\ChromData\CVOAMS10\20140115-8878.b\8260_W10.m
Limit Group: VOA - 8260B Water and Solid
Last Update: 20-Jan-2014 18:42:53 Calib Date: 21-Dec-2013 02:14:30
Integrator: RTE ID Type: Deconvolution ID
Quant Method: Internal Standard Quant By: Initial Calibration
Last ICal File: \\EDICHROM\ChromData\CVOAMS10\20131220-8090.b\R10775.D

Column 1 : Rtx-624 (0.25 mm) Detector MS SCAN
Process Host: XAWRK008

First Level Reviewer: starzecm Date: 15-Jan-2014 20:26:13

Compound	Sig	RT (min.)	Exp RT (min.)	Dlt RT (min.)	Q	Response	On-Col Amt ug/l	Flags
1 Dichlorodifluoromethane	85	1.358	1.358	0.0	98	106532	18.9	
2 Chloromethane	50	1.516	1.516	0.0	99	95949	19.1	
4 Vinyl chloride	62	1.604	1.604	0.0	96	101104	20.5	
149 Butadiene	54	1.628	1.628	0.0	93	89915	20.7	
6 Bromomethane	94	1.875	1.875	0.0	97	35886	14.0	
7 Chloroethane	64	1.957	1.957	0.0	99	63244	22.6	
9 Dichlorofluoromethane	67	2.121	2.121	0.0	96	167296	22.0	
8 Trichlorofluoromethane	101	2.127	2.127	0.0	99	135684	19.9	
11 Ethanol	46	2.315	2.315	0.0	100	22912	958.7	
13 Ethyl ether	59	2.357	2.357	0.0	93	72233	21.4	
14 2-Methyl-1,3-butadiene	67	2.374	2.374	0.0	95	109833	12.2	
16 1,1,2-Trichloro-1,2,2-trifluoroe	101	2.509	2.509	0.0	96	74657	17.4	
17 Acrolein	56	2.521	2.521	0.0	85	27433	35.0	
18 1,1-Dichloroethene	96	2.545	2.545	0.0	98	80941	18.6	
19 Acetone	43	2.639	2.639	0.0	88	160691	85.2	
20 Iodomethane	142	2.691	2.691	0.0	96	55336	13.5	
21 Carbon disulfide	76	2.721	2.721	0.0	99	288390	19.5	
34 Isopropyl alcohol	45	2.727	2.727	0.0	99	58721	175.1	
147 3-Chloro-1-propene	76	2.850	2.850	0.0	90	47950	20.0	
23 Methyl acetate	43	2.868	2.868	0.0	97	397146	107.8	
22 Cyclopentene	67	2.874	2.874	0.0	68	234200	21.2	
24 Acetonitrile	41	2.915	2.915	0.0	98	149057	210.4	
25 Methylene Chloride	84	2.973	2.973	0.0	83	100949	19.5	
* 151 TBA-d9 (IS)	65	2.973	2.973	0.0	56	314587	1000.0	
26 2-Methyl-2-propanol	59	3.038	3.038	0.0	98	99229	189.3	
27 Methyl tert-butyl ether	73	3.132	3.132	0.0	96	272894	21.7	
29 trans-1,2-Dichloroethene	96	3.156	3.156	0.0	93	95367	20.0	
30 Acrylonitrile	53	3.226	3.226	0.0	94	421909	214.9	
32 Hexane	43	3.308	3.308	0.0	90	50932	19.3	
35 Isopropyl ether	45	3.514	3.514	0.0	96	263707	21.8	
36 1,1-Dichloroethane	63	3.543	3.543	0.0	100	161753	20.4	

Compound	Sig	RT (min.)	Exp RT (min.)	Dlt RT (min.)	Q	Response	On-Col Amt ug/l	Flags
37 Vinyl acetate	43	3.561	3.561	0.0	99	364223	40.2	
38 Allyl alcohol	57	3.585	3.585	0.0	40	43519	0	
33 2-Chloro-1,3-butadiene	88	3.585	3.585	0.0	90	78780	19.6	
40 Tert-butyl ethyl ether	59	3.820	3.820	0.0	91	253037	22.9	
41 2,2-Dichloropropane	77	4.019	4.019	0.0	81	110777	24.9	
42 cis-1,2-Dichloroethene	96	4.049	4.049	0.0	98	100478	19.6	
43 2-Butanone (MEK)	72	4.066	4.066	0.0	98	71333	81.8	
44 Ethyl acetate	70	4.072	4.072	0.0	96	25693	34.3	
39 Methyl acrylate	55	4.125	4.125	0.0	97	94953	21.9	
48 Propionitrile	54	4.196	4.196	0.0	98	158798	166.7	
46 Chlorobromomethane	128	4.266	4.266	0.0	84	47798	19.5	
45 Tetrahydrofuran	42	4.272	4.272	0.0	85	79155	36.4	
31 Methacrylonitrile	67	4.295	4.295	0.0	90	494345	216.4	
47 Chloroform	83	4.319	4.319	0.0	98	152034	19.6	
49 Cyclohexane	56	4.442	4.442	0.0	88	129790	18.0	
50 1,1,1-Trichloroethane	97	4.454	4.454	0.0	98	115393	20.3	
$ 152 Dibromofluoromethane (Surr)	113	4.472	4.472	0.0	91	168483	47.5	
51 Carbon tetrachloride	117	4.572	4.572	0.0	99	85013	17.6	
52 1,1-Dichloropropene	75	4.607	4.607	0.0	99	113939	22.4	
10 Pentane	72	4.736	4.736	0.0	87	2861	0	
56 Isobutyl alcohol	43	4.736	4.736	0.0	96	92694	452.9	
53 Benzene	78	4.801	4.801	0.0	95	366346	20.7	
$ 54 1,2-Dichloroethane-d4 (Surr)	65	4.813	4.813	0.0	95	202111	51.0	
57 Isopropyl acetate	43	4.860	4.860	0.0	94	235299	23.2	
142 Tert-amyl methyl ether	73	4.865	4.865	0.0	78	242452	22.1	
55 1,2-Dichloroethane	62	4.889	4.889	0.0	96	117662	20.5	
58 n-Heptane	57	4.954	4.954	0.0	88	38483	19.0	
* 59 Fluorobenzene	96	5.083	5.083	0.0	99	754482	50.0	
60 2,4,4-Trimethyl-1-pentene	57	5.294	5.294	0.0	94	343324	37.6	
62 n-Butanol	56	5.400	5.400	0.0	85	55341	371.7	
61 Trichloroethene	95	5.429	5.429	0.0	97	85916	18.9	
63 Methylcyclohexane	83	5.547	5.547	0.0	82	127283	17.5	
64 Ethyl acrylate	55	5.553	5.553	0.0	96	213503	18.8	
65 1,2-Dichloropropane	63	5.711	5.711	0.0	91	85272	20.1	
* 150 1,4-Dioxane-d8	96	5.776	5.776	0.0	26	29413	1000.0	
66 Methyl methacrylate	100	5.794	5.794	0.0	81	61600	40.5	
67 1,4-Dioxane	88	5.835	5.835	0.0	55	28282	272.9	
68 Dibromomethane	93	5.841	5.841	0.0	92	57389	19.1	
69 n-Propyl acetate	43	5.852	5.852	0.0	96	137651	22.2	
70 Dichlorobromomethane	83	5.993	5.993	0.0	98	105853	18.9	
71 2-Nitropropane	41	6.323	6.323	0.0	78	28486	32.3	
72 2-Chloroethyl vinyl ether	63	6.334	6.334	0.0	86	53380	19.6	
73 Epichlorohydrin	57	6.434	6.434	0.0	98	196224	0	
74 cis-1,3-Dichloropropene	75	6.487	6.487	0.0	90	137341	23.0	
75 4-Methyl-2-pentanone (MIBK)	43	6.652	6.652	0.0	94	488395	115.7	
$ 76 Toluene-d8 (Surr)	98	6.728	6.728	0.0	99	730130	51.0	
77 Toluene	91	6.804	6.804	0.0	91	389061	20.7	
78 trans-1,3-Dichloropropene	75	7.157	7.157	0.0	96	118464	20.6	
82 Ethyl methacrylate	69	7.192	7.192	0.0	87	127487	22.6	
79 1,1,2-Trichloroethane	83	7.363	7.363	0.0	94	71755	19.9	
80 Tetrachloroethene	166	7.410	7.410	0.0	97	79856	20.3	
81 1,3-Dichloropropane	76	7.574	7.574	0.0	90	144759	20.9	

Compound	Sig	RT (min.)	Exp RT (min.)	Dlt RT (min.)	Q	Response	On-Col Amt ug/l	Flags
83 2-Hexanone	43	7.645	7.645	0.0	93	336361	115.9	
85 n-Butyl acetate	43	7.762	7.762	0.0	97	140741	23.6	
84 Chlorodibromomethane	129	7.803	7.803	0.0	94	75266	19.1	
86 Ethylene Dibromide	107	7.956	7.956	0.0	97	87906	20.0	
* 87 Chlorobenzene-d5	117	8.496	8.496	0.0	79	546619	50.0	
88 Chlorobenzene	112	8.532	8.532	0.0	95	249575	19.7	
89 Ethylbenzene	106	8.643	8.643	0.0	98	135246	20.3	
90 1,1,1,2-Tetrachloroethane	131	8.655	8.655	0.0	89	70755	19.6	
91 m-Xylene & p-Xylene	106	8.796	8.796	0.0	95	167407	20.7	
93 n-Butyl acrylate	73	9.290	9.290	0.0	97	72808	18.6	
92 o-Xylene	106	9.296	9.296	0.0	91	168767	21.1	
94 Styrene	104	9.331	9.331	0.0	97	286701	20.3	
96 Amyl acetate (mixed isomers)	43	9.536	9.536	0.0	93	148067	21.6	
97 Bromoform	173	9.542	9.542	0.0	92	45379	17.7	
98 Isopropylbenzene	105	9.672	9.672	0.0	95	406075	21.4	
$ 99 4-Bromofluorobenzene	174	9.860	9.860	0.0	88	218893	49.3	
95 Camphene	41	9.871	9.871	0.0	94	23950	19.6	
100 Bromobenzene	156	9.977	9.977	0.0	98	105977	20.1	
101 1,1,2,2-Tetrachloroethane	83	10.024	10.024	0.0	88	128909	20.3	
102 N-Propylbenzene	91	10.048	10.048	0.0	96	480296	22.0	
103 1,2,3-Trichloropropane	110	10.065	10.065	0.0	97	40160	19.8	
105 2-Chlorotoluene	91	10.136	10.136	0.0	95	342923	20.9	
104 trans-1,4-Dichloro-2-butene	53	10.083	10.083	0.0	65	23946	17.6	
143 4-Ethyltoluene	105	10.148	10.148	0.0	96	422562	21.6	
106 1,3,5-Trimethylbenzene	105	10.200	10.200	0.0	78	347761	21.5	
107 4-Chlorotoluene	91	10.236	10.236	0.0	96	315267	20.8	
108 Butyl Methacrylate	87	10.289	10.289	0.0	87	118328	18.8	
109 tert-Butylbenzene	119	10.441	10.441	0.0	89	289314	21.6	
110 1,2,4-Trimethylbenzene	105	10.494	10.494	0.0	90	358725	21.4	
113 sec-Butylbenzene	105	10.606	10.606	0.0	99	425118	17.9	
115 1,3-Dichlorobenzene	146	10.712	10.712	0.0	74	197229	20.4	
114 4-Isopropyltoluene	119	10.712	10.712	0.0	90	362411	22.0	
* 116 1,4-Dichlorobenzene-d4	152	10.764	10.764	0.0	83	294677	50.0	
117 1,4-Dichlorobenzene	146	10.776	10.776	0.0	90	201536	19.8	
118 Benzyl chloride	91	10.882	10.882	0.0	95	160316	22.4	
119 2,3-Dihydroindene	117	10.929	10.929	0.0	90	391624	20.9	
133 p-Diethylbenzene	119	10.970	10.970	0.0	88	215829	21.7	
120 n-Butylbenzene	91	10.982	10.982	0.0	96	390967	18.7	
121 1,2-Dichlorobenzene	146	11.029	11.029	0.0	95	198633	20.4	
132 1,2,4,5-Tetramethylbenzene	119	11.487	11.487	0.0	94	325046	22.7	
122 1,2-Dibromo-3-Chloropropane	75	11.564	11.564	0.0	95	22878	20.3	
145 1,3,5-Trichlorobenzene	180	11.669	11.669	0.0	97	125497	21.4	
123 Camphor	95	12.075	12.075	0.0	89	79555	149.1	
124 1,2,4-Trichlorobenzene	180	12.145	12.145	0.0	94	109695	18.1	
126 Hexachlorobutadiene	225	12.233	12.233	0.0	92	46422	21.9	
127 Naphthalene	128	12.357	12.357	0.0	99	330488	18.2	
128 1,2,3-Trichlorobenzene	180	12.568	12.568	0.0	94	101554	18.3	
S 130 1,2-Dichloroethene, Total	100				0		39.6	
S 131 Xylenes, Total	100				0		41.8	
S 139 Total BTEX	1				0		103.5	

Report Date: 20-Jan-2014 18:42:53 Chrom Revision: 2.1 15-Oct-2013 07:52:24

TestAmerica Edison

Data File: \\EDICHROM\ChromData\CVOAMS10\20140115-8878.b\R11784.D

Injection Date:	15-Jan-2014 17:54:30	Instrument ID:	CVOAMS10	Operator ID:	
Lims ID:	LCS	Lab Sample ID:	LCS 460-202761/3-A	Worklist Smp#:	3
Client ID:					
Purge Vol:	5.000 mL	Dil. Factor:	1.0000	ALS Bottle#:	23
Method:	8260_W10	Limit Group:	VOA - 8260B Water and Solid		

Column: Rtx-624 (0.25 mm)

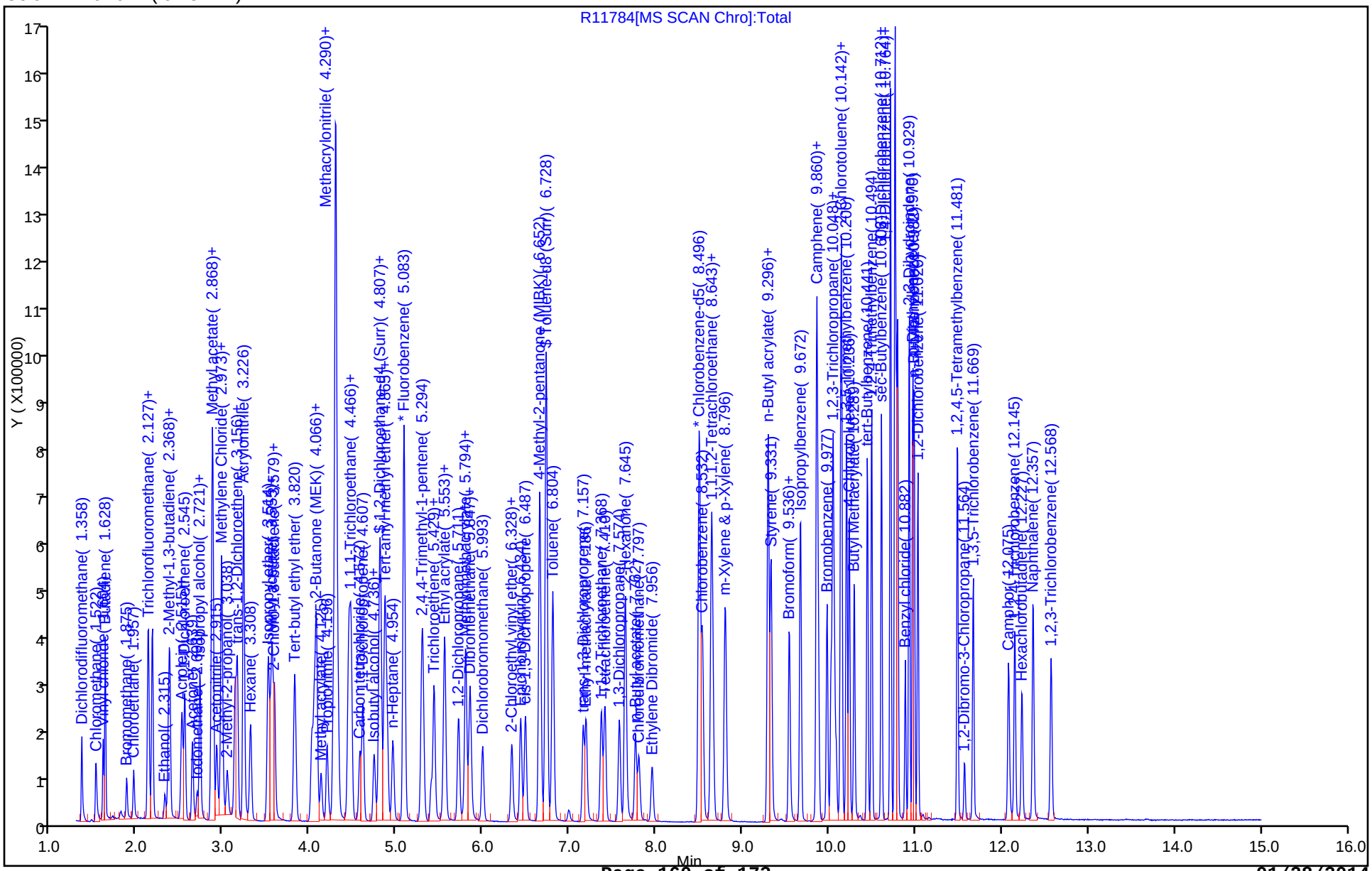

FORM I
GC/MS VOA ORGANICS ANALYSIS DATA SHEET

Lab Name: TestAmerica Edison | Job No.: 460-69667-1

SDG No.:

Client Sample ID: | Lab Sample ID: LCSD 460-202761/4

Matrix: Water | Lab File ID: R11785.D

Analysis Method: 8260B | Date Collected:

Sample wt/vol: 5(mL) | Date Analyzed: 01/15/2014 18:52

Soil Aliquot Vol: | Dilution Factor: 1

Soil Extract Vol.: | GC Column: Rtx-624 ID: 0.25(mm)

% Moisture: | Level: (low/med) Low

Analysis Batch No.: 202761 | Units: ug/L

CAS NO.	COMPOUND NAME	RESULT	Q	RL	MDL
74-87-3	Chloromethane	19.0		1.0	0.10
74-83-9	Bromomethane	13.0		1.0	0.18
75-01-4	Vinyl chloride	19.7		1.0	0.14
75-00-3	Chloroethane	21.0		1.0	0.17
75-09-2	Methylene Chloride	18.3		1.0	0.18
67-64-1	Acetone	73.7		5.0	2.7
75-15-0	Carbon disulfide	18.5		1.0	0.13
75-35-4	1,1-Dichloroethene	17.6		1.0	0.090
75-34-3	1,1-Dichloroethane	19.0		1.0	0.13
156-60-5	trans-1,2-Dichloroethene	18.3		1.0	0.13
156-59-2	cis-1,2-Dichloroethene	18.3		1.0	0.18
67-66-3	Chloroform	18.0		1.0	0.080
107-06-2	1,2-Dichloroethane	19.1		1.0	0.19
78-93-3	2-Butanone	68.9		5.0	2.3
71-55-6	1,1,1-Trichloroethane	19.0		1.0	0.060
56-23-5	Carbon tetrachloride	16.4		1.0	0.060
75-27-4	Bromodichloromethane	17.1		1.0	0.12
78-87-5	1,2-Dichloropropane	19.1		1.0	0.090
10061-01-5	cis-1,3-Dichloropropene	20.7		1.0	0.18
79-01-6	Trichloroethene	17.6		1.0	0.090
124-48-1	Dibromochloromethane	16.9		1.0	0.20
79-00-5	1,1,2-Trichloroethane	18.2		1.0	0.19
71-43-2	Benzene	18.2		1.0	0.080
10061-02-6	trans-1,3-Dichloropropene	18.5		1.0	0.24
75-25-2	Bromoform	16.4		1.0	0.19
108-10-1	4-Methyl-2-pentanone	105		5.0	0.99
591-78-6	2-Hexanone	106		5.0	0.50
127-18-4	Tetrachloroethene	18.1		1.0	0.10
79-34-5	1,1,2,2-Tetrachloroethane	18.1		1.0	0.16
108-88-3	Toluene	18.8		1.0	0.15
108-90-7	Chlorobenzene	18.4		1.0	0.11
100-41-4	Ethylbenzene	19.0		1.0	0.10
100-42-5	Styrene	19.7		1.0	0.12
1330-20-7	Xylenes, Total	39.5		2.0	0.13

FORM I
GC/MS VOA ORGANICS ANALYSIS DATA SHEET

Lab Name: TestAmerica Edison Job No.: 460-69667-1

SDG No.:

Client Sample ID: Lab Sample ID: LCSD 460-202761/4

Matrix: Water Lab File ID: R11785.D

Analysis Method: 8260B Date Collected:

Sample wt/vol: 5(mL) Date Analyzed: 01/15/2014 18:52

Soil Aliquot Vol: Dilution Factor: 1

Soil Extract Vol.: GC Column: Rtx-624 ID: 0.25(mm)

% Moisture: Level: (low/med) Low

Analysis Batch No.: 202761 Units: ug/L

CAS NO.	SURROGATE	%REC	Q	LIMITS
17060-07-0	1,2-Dichloroethane-d4 (Surr)	102		70-130
460-00-4	Bromofluorobenzene	101		70-130
2037-26-5	Toluene-d8 (Surr)	100		70-130
1868-53-7	Dibromofluoromethane (Surr)	97		70-130

TestAmerica Edison
Target Compound Quantitation Report

Data File: \\EDICHROM\ChromData\CVOAMS10\20140115-8878.b\R11785.D
Lims ID: LCSD Lab Sample ID: LCSD 460-202761/4-A
Client ID:
Sample Type: LCSD
Inject. Date: 15-Jan-2014 18:52:30 ALS Bottle#: 24 Worklist Smp#: 4
Purge Vol: 5.000 mL Dil. Factor: 1.0000
Sample Info: LCS
Misc. Info.: 460-0008878-004 =460-0008878-004
Operator ID: Instrument ID: CVOAMS10

Method: \\EDICHROM\ChromData\CVOAMS10\20140115-8878.b\8260_W10.m
Limit Group: VOA - 8260B Water and Solid
Last Update: 20-Jan-2014 18:42:58 Calib Date: 21-Dec-2013 02:14:30
Integrator: RTE ID Type: Deconvolution ID
Quant Method: Internal Standard Quant By: Initial Calibration
Last ICal File: \\EDICHROM\ChromData\CVOAMS10\20131220-8090.b\R10775.D

Column 1 : Rtx-624 (0.25 mm) Detector MS SCAN
Process Host: XAWRK008

First Level Reviewer: desais Date: 16-Jan-2014 09:24:47

Compound	Sig	RT (min.)	Exp RT (min.)	Dlt RT (min.)	Q	Response	On-Col Amt ug/l	Flags
1 Dichlorodifluoromethane	85	1.358	1.358	0.0	100	92027	18.1	
2 Chloromethane	50	1.522	1.516	0.006	99	85874	19.0	
4 Vinyl chloride	62	1.604	1.604	0.0	98	87228	19.7	
149 Butadiene	54	1.628	1.628	0.0	94	75021	19.2	
6 Bromomethane	94	1.875	1.875	0.0	97	31694	13.0	
7 Chloroethane	64	1.957	1.957	0.0	98	52863	21.0	
9 Dichlorofluoromethane	67	2.121	2.121	0.0	98	141210	20.7	
8 Trichlorofluoromethane	101	2.127	2.127	0.0	98	114411	18.7	
11 Ethanol	46	2.321	2.315	0.006	100	19480	856.8	
13 Ethyl ether	59	2.356	2.357	-0.001	94	60906	20.1	
14 2-Methyl-1,3-butadiene	67	2.374	2.374	0.0	95	92414	11.4	
16 1,1,2-Trichloro-1,2,2-trifluoroe	101	2.515	2.509	0.006	96	64523	16.8	
17 Acrolein	56	2.521	2.521	0.0	92	24432	32.8	
18 1,1-Dichloroethene	96	2.550	2.545	0.005	97	68678	17.6	
19 Acetone	43	2.638	2.639	-0.001	88	132267	73.7	
20 Iodomethane	142	2.691	2.691	0.0	98	49533	13.4	
21 Carbon disulfide	76	2.721	2.721	0.0	99	246402	18.5	
34 Isopropyl alcohol	45	2.727	2.727	0.0	36	49748	156.0	
147 3-Chloro-1-propene	76	2.856	2.850	0.006	91	40476	18.8	
23 Methyl acetate	43	2.868	2.868	0.0	97	325964	98.5	
22 Cyclopentene	67	2.874	2.874	0.0	78	197941	20.0	
24 Acetonitrile	41	2.921	2.915	0.005	100	125562	197.2	
25 Methylene Chloride	84	2.973	2.973	0.0	84	85112	18.3	
* 151 TBA-d9 (IS)	65	2.973	2.973	0.0	71	299077	1000.0	
26 2-Methyl-2-propanol	59	3.038	3.038	0.0	98	84184	168.9	
27 Methyl tert-butyl ether	73	3.132	3.132	0.0	96	223161	19.8	
29 trans-1,2-Dichloroethene	96	3.156	3.156	0.0	93	78556	18.3	
30 Acrylonitrile	53	3.226	3.226	0.0	95	352291	199.6	
32 Hexane	43	3.308	3.308	0.0	90	44838	18.9	
35 Isopropyl ether	45	3.514	3.514	0.0	96	222802	20.5	
36 1,1-Dichloroethane	63	3.543	3.543	0.0	99	135417	19.0	

Compound	Sig	RT (min.)	Exp RT (min.)	Dlt RT (min.)	Q	Response	On-Col Amt ug/l	Flags
37 Vinyl acetate	43	3.561	3.561	0.0	99	307727	37.8	
38 Allyl alcohol	57	3.579	3.585	-0.005	39	40341	0	
33 2-Chloro-1,3-butadiene	88	3.584	3.585	0.0	89	65422	18.1	
40 Tert-butyl ethyl ether	59	3.819	3.820	-0.001	91	211175	21.3	
41 2,2-Dichloropropane	77	4.019	4.019	0.0	82	94011	23.5	
42 cis-1,2-Dichloroethene	96	4.049	4.049	0.0	98	84404	18.3	
43 2-Butanone (MEK)	72	4.066	4.066	0.0	97	57160	68.9	
44 Ethyl acetate	70	4.072	4.072	0.0	96	22092	31.1	
39 Methyl acrylate	55	4.125	4.125	0.0	92	77630	19.9	
48 Propionitrile	54	4.196	4.196	0.0	98	133421	147.4	
46 Chlorobromomethane	128	4.266	4.266	0.0	85	39961	18.2	
45 Tetrahydrofuran	42	4.272	4.272	0.0	87	65138	31.5	
31 Methacrylonitrile	67	4.295	4.295	0.0	90	404572	197.0	
47 Chloroform	83	4.319	4.319	0.0	98	125982	18.0	
49 Cyclohexane	56	4.442	4.442	0.0	87	108731	16.8	
50 1,1,1-Trichloroethane	97	4.454	4.454	0.0	97	96656	19.0	
$ 152 Dibromofluoromethane (Surr)	113	4.472	4.472	0.0	91	155098	48.7	
51 Carbon tetrachloride	117	4.572	4.572	0.0	99	71294	16.4	
52 1,1-Dichloropropene	75	4.607	4.607	0.0	100	95545	20.9	
10 Pentane	72	4.736	4.736	0.0	89	2392	0	
56 Isobutyl alcohol	43	4.736	4.736	0.0	94	83486	429.0	
53 Benzene	78	4.795	4.801	-0.006	95	303895	18.2	
$ 54 1,2-Dichloroethane-d4 (Surr)	65	4.818	4.813	0.006	94	181362	50.9	
57 Isopropyl acetate	43	4.859	4.860	-0.001	91	197009	21.6	
142 Tert-amyl methyl ether	73	4.865	4.865	0.0	78	203544	20.7	
55 1,2-Dichloroethane	62	4.889	4.889	0.0	97	98508	19.1	
58 n-Heptane	57	4.953	4.954	-0.001	90	35753	19.7	
* 59 Fluorobenzene	96	5.083	5.083	0.0	99	678163	50.0	
60 2,4,4-Trimethyl-1-pentene	57	5.294	5.294	0.0	95	297548	36.2	
62 n-Butanol	56	5.400	5.400	0.0	83	53948	381.2	
61 Trichloroethene	95	5.429	5.429	0.0	97	72092	17.6	
63 Methylcyclohexane	83	5.553	5.547	0.006	81	109522	16.8	
64 Ethyl acrylate	55	5.553	5.553	0.0	96	178489	17.5	
65 1,2-Dichloropropane	63	5.717	5.711	0.006	91	72622	19.1	
* 150 1,4-Dioxane-d8	96	5.776	5.776	0.0	29	33087	1000.0	
66 Methyl methacrylate	100	5.800	5.794	0.006	81	51541	37.7	
67 1,4-Dioxane	88	5.835	5.835	0.0	53	26867	230.4	
68 Dibromomethane	93	5.841	5.841	0.0	93	48605	18.0	
69 n-Propyl acetate	43	5.852	5.852	0.0	96	114376	20.5	
70 Dichlorobromomethane	83	5.993	5.993	0.0	98	86150	17.1	
71 2-Nitropropane	41	6.322	6.323	-0.001	77	22317	28.2	
72 2-Chloroethyl vinyl ether	63	6.328	6.334	-0.006	86	45032	18.4	
73 Epichlorohydrin	57	6.434	6.434	0.0	93	168121	0	
74 cis-1,3-Dichloropropene	75	6.487	6.487	0.0	91	116952	20.7	
75 4-Methyl-2-pentanone (MIBK)	43	6.652	6.652	0.0	94	417058	104.6	
$ 76 Toluene-d8 (Surr)	98	6.728	6.728	0.0	99	674792	49.8	
77 Toluene	91	6.804	6.804	0.0	92	332881	18.8	
78 trans-1,3-Dichloropropene	75	7.157	7.157	0.0	95	100624	18.5	
82 Ethyl methacrylate	69	7.192	7.192	0.0	87	109654	20.6	
79 1,1,2-Trichloroethane	83	7.368	7.363	0.006	95	61911	18.2	
80 Tetrachloroethene	166	7.409	7.410	-0.001	96	67078	18.1	
81 1,3-Dichloropropane	76	7.574	7.574	0.0	90	121708	18.6	

Compound	Sig	RT (min.)	Exp RT (min.)	Dlt RT (min.)	Q	Response	On-Col Amt ug/l	Flags
83 2-Hexanone	43	7.644	7.645	-0.001	94	291412	106.3	
85 n-Butyl acetate	43	7.762	7.762	0.0	98	119562	21.2	
84 Chlorodibromomethane	129	7.797	7.803	-0.006	94	62868	16.9	
86 Ethylene Dibromide	107	7.950	7.956	-0.006	98	74846	18.1	
* 87 Chlorobenzene-d5	117	8.496	8.496	0.0	77	516472	50.0	
88 Chlorobenzene	112	8.532	8.532	0.0	91	220100	18.4	
89 Ethylbenzene	106	8.637	8.643	-0.006	98	119565	19.0	
90 1,1,1,2-Tetrachloroethane	131	8.655	8.655	0.0	91	62168	18.3	
91 m-Xylene & p-Xylene	106	8.802	8.796	0.006	95	149758	19.6	
93 n-Butyl acrylate	73	9.290	9.290	0.0	94	66074	17.9	
92 o-Xylene	106	9.296	9.296	0.0	90	150709	19.9	
94 Styrene	104	9.331	9.331	0.0	97	262620	19.7	
96 Amyl acetate (mixed isomers)	43	9.536	9.536	0.0	93	136780	19.6	
97 Bromoform	173	9.542	9.542	0.0	88	39801	16.4	
98 Isopropylbenzene	105	9.672	9.672	0.0	95	371003	20.7	
$ 99 4-Bromofluorobenzene	174	9.854	9.860	-0.006	86	212403	50.7	
95 Camphene	41	9.871	9.871	0.0	94	22086	19.2	
100 Bromobenzene	156	9.977	9.977	0.0	99	95498	17.7	
101 1,1,2,2-Tetrachloroethane	83	10.024	10.024	0.0	91	117538	18.1	
102 N-Propylbenzene	91	10.048	10.048	0.0	98	447405	20.1	
103 1,2,3-Trichloropropane	110	10.059	10.065	-0.006	91	36840	17.8	
104 trans-1,4-Dichloro-2-butene	53	10.083	10.083	0.0	24	22434	16.1	
105 2-Chlorotoluene	91	10.136	10.136	0.0	95	316400	18.9	
143 4-Ethyltoluene	105	10.147	10.148	-0.001	92	401452	20.1	
106 1,3,5-Trimethylbenzene	105	10.200	10.200	0.0	75	324505	19.7	
107 4-Chlorotoluene	91	10.236	10.236	0.0	95	296190	19.1	
108 Butyl Methacrylate	87	10.288	10.289	-0.001	87	112834	17.6	
109 tert-Butylbenzene	119	10.441	10.441	0.0	90	269440	19.8	
110 1,2,4-Trimethylbenzene	105	10.494	10.494	0.0	97	337596	19.8	
113 sec-Butylbenzene	105	10.606	10.606	0.0	95	396635	16.4	
115 1,3-Dichlorobenzene	146	10.712	10.712	0.0	73	186038	18.9	
114 4-Isopropyltoluene	119	10.712	10.712	0.0	90	336507	20.1	
* 116 1,4-Dichlorobenzene-d4	152	10.764	10.764	0.0	92	300268	50.0	
117 1,4-Dichlorobenzene	146	10.776	10.776	0.0	89	192872	18.6	
118 Benzyl chloride	91	10.882	10.882	0.0	95	150558	20.7	
119 2,3-Dihydroindene	117	10.929	10.929	0.0	89	368304	19.3	
133 p-Diethylbenzene	119	10.970	10.970	0.0	86	210144	20.8	
120 n-Butylbenzene	91	10.982	10.982	0.0	96	376931	17.7	
121 1,2-Dichlorobenzene	146	11.029	11.029	0.0	95	184724	18.6	
132 1,2,4,5-Tetramethylbenzene	119	11.487	11.487	0.0	95	309641	21.2	
122 1,2-Dibromo-3-Chloropropane	75	11.563	11.564	-0.001	95	21229	18.5	
145 1,3,5-Trichlorobenzene	180	11.669	11.669	0.0	97	119999	20.1	
123 Camphor	95	12.075	12.075	0.0	90	75228	138.5	
124 1,2,4-Trichlorobenzene	180	12.145	12.145	0.0	94	106250	17.2	
126 Hexachlorobutadiene	225	12.233	12.233	0.0	89	43454	20.1	
127 Naphthalene	128	12.357	12.357	0.0	99	315582	17.0	
128 1,2,3-Trichlorobenzene	180	12.568	12.568	0.0	95	100558	17.8	
S 131 Xylenes, Total	100				0		39.5	

Report Date: 20-Jan-2014 18:42:59 Chrom Revision: 2.1 15-Oct-2013 07:52:24

TestAmerica Edison

Data File: \\EDICHROM\ChromData\CVOAMS10\20140115-8878.b\R11785.D

Injection Date:	15-Jan-2014 18:52:30	Instrument ID:	CVOAMS10	Operator ID:	
Lims ID:	LCSD	Lab Sample ID:	LCSD 460-202761/4-A	Worklist Smp#:	4
Client ID:					
Purge Vol:	5.000 mL	Dil. Factor:	1.0000	ALS Bottle#:	24
Method:	8260_W10	Limit Group:	VOA - 8260B Water and Solid		

Column: Rtx-624 (0.25 mm)

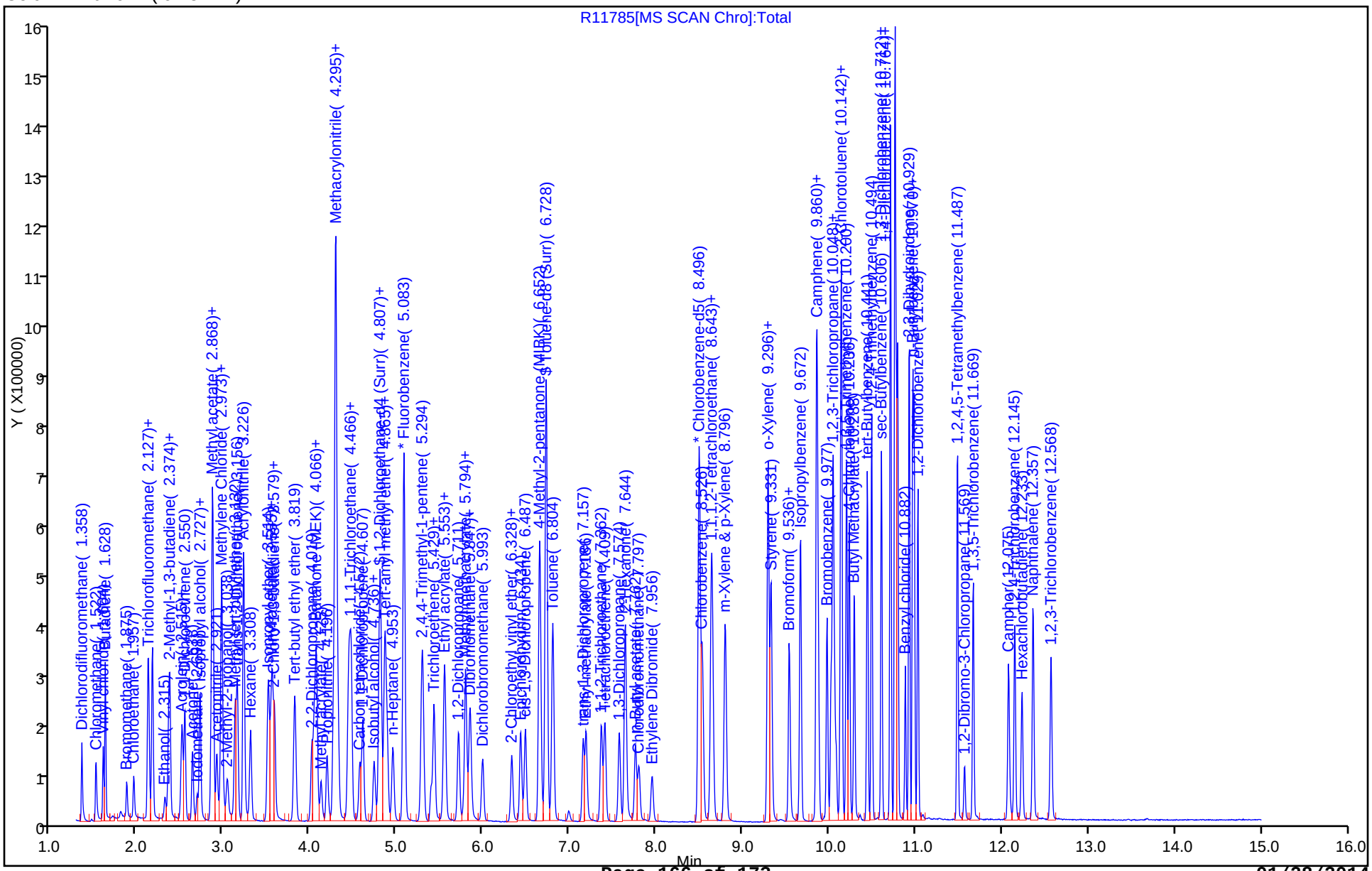

GC/MS VOA ANALYSIS RUN LOG

Lab Name: TestAmerica Edison Job No.: 460-69667-1

SDG No.:

Instrument ID: CVOAMS10 Start Date: 12/20/2013 19:41

Analysis Batch Number: 199137 End Date: 12/21/2013 02:40

LAB SAMPLE ID	CLIENT SAMPLE ID	DATE ANALYZED	DILUTION FACTOR	LAB FILE ID	COLUMN ID
BFB 460-199137/1		12/20/2013 19:41	1	R10760.D	Rtx-624 0.25(mm)
STD1 460-199137/4 IC		12/20/2013 21:02	1	R10763.D	Rtx-624 0.25(mm)
STD20 460-199137/6 ICIS		12/20/2013 21:53	1	R10765.D	Rtx-624 0.25(mm)
STD50 460-199137/7 IC		12/20/2013 22:18	1	R10766.D	Rtx-624 0.25(mm)
STD200 460-199137/8 IC		12/20/2013 22:44	1	R10767.D	Rtx-624 0.25(mm)
STD500 460-199137/9 IC		12/20/2013 23:09	1	R10768.D	Rtx-624 0.25(mm)
STD5 460-199137/16 IC		12/21/2013 02:14	1	R10775.D	Rtx-624 0.25(mm)
ZZZZZ		12/21/2013 02:40	1		Rtx-624 0.25(mm)

GC/MS VOA ANALYSIS RUN LOG

Lab Name: TestAmerica Edison Job No.: 460-69667-1

SDG No.:

Instrument ID: CVOAMS10 Start Date: 01/15/2014 17:01

Analysis Batch Number: 202761 End Date: 01/16/2014 05:00

LAB SAMPLE ID	CLIENT SAMPLE ID	DATE ANALYZED	DILUTION FACTOR	LAB FILE ID	COLUMN ID
BFB 460-202761/1		01/15/2014 17:01	1	R11782.D	Rtx-624 0.25(mm)
CCVIS 460-202761/2		01/15/2014 17:23	1	R11783.D	Rtx-624 0.25(mm)
LCS 460-202761/3		01/15/2014 17:54	1	R11784.D	Rtx-624 0.25(mm)
LCSD 460-202761/4		01/15/2014 18:52	1	R11785.D	Rtx-624 0.25(mm)
MB 460-202761/6		01/15/2014 20:04	1	R11787.D	Rtx-624 0.25(mm)
460-69667-13	TB-011414	01/15/2014 20:30	1	R11788.D	Rtx-624 0.25(mm)
ZZZZZ		01/15/2014 20:55	1		Rtx-624 0.25(mm)
460-69667-2	MW-2D-B	01/15/2014 21:21	1	R11790.D	Rtx-624 0.25(mm)
ZZZZZ		01/15/2014 21:47	1		Rtx-624 0.25(mm)
460-69667-4	MW-2I-B	01/15/2014 22:12	1	R11792.D	Rtx-624 0.25(mm)
ZZZZZ		01/15/2014 22:38	10		Rtx-624 0.25(mm)
ZZZZZ		01/15/2014 23:03	10		Rtx-624 0.25(mm)
ZZZZZ		01/15/2014 23:54	1		Rtx-624 0.25(mm)
460-69667-6	MW-1S-B	01/16/2014 00:20	1	R11797.D	Rtx-624 0.25(mm)
ZZZZZ		01/16/2014 00:45	1		Rtx-624 0.25(mm)
460-69667-8	MW-1I-B	01/16/2014 01:11	1	R11799.D	Rtx-624 0.25(mm)
460-69667-9	DUP-02-011414	01/16/2014 01:36	1	R11800.D	Rtx-624 0.25(mm)
460-69667-10	MW-3D-A	01/16/2014 02:02	1	R11801.D	Rtx-624 0.25(mm)
ZZZZZ		01/16/2014 02:27	1		Rtx-624 0.25(mm)
ZZZZZ		01/16/2014 02:53	1		Rtx-624 0.25(mm)
ZZZZZ		01/16/2014 03:18	1		Rtx-624 0.25(mm)
ZZZZZ		01/16/2014 03:44	1		Rtx-624 0.25(mm)
ZZZZZ		01/16/2014 04:09	1		Rtx-624 0.25(mm)
ZZZZZ		01/16/2014 04:35	1		Rtx-624 0.25(mm)
ZZZZZ		01/16/2014 05:00	10		Rtx-624 0.25(mm)

Shipping and Receiving Documents

TestAmerica
THE LEADER IN ENVIRONMENTAL TESTING

CHAIN OF CU

460-69667 Chain of Custody

777 New Durham Road
Edison, New Jersey 08817
Phone: (732) 549-3900 Fax: (732) 549-3679

Name (for report and invoice): STEVE FELDMANN	Samplers Name (Printed): P. MEHTA / C. NATTER	Site/Project Identification: LMC - N. PLAINFIELD
Company: TETRATECH, INC	P. O. #: 117-0507-488.11	State (Location of site): NJ: X NY: Other:
Address: 295 RTE 22E, SUITE 104E	Analysis Turnaround Time: Standard X	Regulatory Program: NJDEP DSRA
City: WHITEHOUSE STATION, NJ 08889	Rush Chrages Authorized For: 2 Week / 1 Week / Other	LAB USE ONLY Project No:
Phone: 908-534-2303 Fax: 908-534-4709		Job No: 69667

Sample Identification	Date	Time	Matrix	No. of Cont.	TCL VOCs+15	Sample Numbers
MW-2D-A	1/14/14	10:30	AQ	3	X	1
MW-2D-B		10:40		3	X	2
MW-2I-A		11:00		3	X	3
MW-2I-B		11:10		3	X	4
MW-1S-A		12:25		3	X	5
MW-1S-B		12:30		3	X	6
MW-1I-A		12:45		3	X	7
MW-1I-B		12:55		3	X	8
DUP-02-011414		13:30		3	X	9
MW-3D-A		11:40		3	X	10

Preservation Used: 1 = ICE, 2 = HCl, 3 = H_2SO_4, 4 = HNO_3, 5 = NaOH, 6 = Other _____, 7 = Other _____ — Soil: / Water: 1/2

Special Instructions: Reporting limits must meet NJDEP GW QS — Water Metals Filtered (Yes/No)? _____

Relinquished by	Company	Date / Time	Received by	Company
1) Priscilla Mehta	TETRATECH	1/14/14 1405	1) Tesha Smith	TestAmerica
2) Tesha Smith	TestAmerica	1/14/14 1625	2)	TA 1/14/14 1625
3)			3)	
4)			4)	

Laboratory Certifications: New Jersey (12028), New York (11452), Pennsylvania (68-522), Connecticut (PH-0200), Rhode Island (132). TAL - 0016 (0408)

Massachusetts (M-NJ312), North Carolina (No. 578) CS # 768383 #4 3.0/3.1

TestAmerica
THE LEADER IN ENVIRONMENTAL TESTING

777 New Durham Road
Edison, New Jersey 08817
Phone: (732) 549-3900 Fax: (732) 549-3679

CHAIN OF CUSTODY / ANALYSIS REQUEST

Name (for report and invoice): Steve Feldmann	Samplers Name (Printed): P. Mehta / C. Walker	Site/Project Identification: LMC - W. Plainfield
Company: Tetra Tech, Inc	P. O. #: 117-0507.488.11	State (Location of site): NJ: X NY: Other:
Address: 295 Rte 22E, Suite 104E	Analysis Turnaround Time: Standard X	Regulatory Program: NJDEP DSRA
City: Whitehouse Station, State: NJ 08889	Rush Charges Authorized For: 2 Week / 1 Week / Other	
Phone: 908-534-2313 Fax: 908-534-4709		

Sample Identification	Date	Time	Matrix	No. of Cont.	ANALYSIS REQUESTED: VOCs + TICs	LAB USE ONLY Sample Numbers
MW-3D-B	1/14/14	11:45	AQ	3	X	11
MW-3D-C		11:55	AQ	3	X	12
TB-01 1414		-	AQ	2	X	13

LAB USE ONLY: Project No:

Job No: 69667

Preservation Used: 1 = ICE, 2 = HCl, 3 = H_2SO_4, 4 = HNO_3, 5 = NaOH — Soil:

6 = Other _____, 7 = Other _____ — Water: 1/2

Special Instructions Reporting limits must meet NJDEP GWQS — Water Metals Filtered (Yes/No)? _____

Relinquished by	Company	Date / Time	Received by	Company
1) Priscilla Mehta	Tetra Tech	1/14/14 1405	1) Tusha Smith	TestAmerica
2) Tusha Smith	TestAmerica	1/14/14 1625	2) [illegible]	TA 1/14/14 1625
3)			3)	
4)			4)	

Laboratory Certifications: New Jersey (12028), New York (11452), Pennsylvania (68-522), Connecticut (PH-0200), Rhode Island (132). Massachusetts (M-NJ312), North Carolina (No. 578)

TAL - 0016 (0408)

01/28/2014
Page 171 of 173

TestAmerica Edison Receipt Temperature and pH Log

Job Number: 69667

Number of Coolers: 1 IR Gun # 4

Temp. Cooler #1 (Deg C) (Raw/Corrected) 30/31

Temp. Cooler #2 (Deg C) (Raw/Corrected) _____

Temp. Cooler #3 (Deg C) (Raw/Corrected) _____

Temp. Cooler #4 (Deg C) (Raw/Corrected) _____

Temp. Cooler #5 (Deg C) (Raw/Corrected) _____

Temp. Cooler #6 (Deg C) (Raw/Corrected) _____

Temp. Cooler #7 (Deg C) (Raw/Corrected) _____

Temp. Cooler #8 (Deg C) (Raw/Corrected) _____

Temp. Cooler #9 (Deg C) (Raw/Corrected) _____

Sample No.	Ammonia (pH<2)	COD (pH<2)	Nitrate Nitrite (pH<2)	*Metals (pH<2)	Pest (pH 5-9)	PHC (pH<2)	Phenols (pH<2)	Sulfide (pH>9)	TKN (pH<2)	TOC (pH<2)	Total Cyanide (pH>12)	Total Phos (pH<2)	Other

If pH adjustments are required record the information below:

Sample No(s). adjusted: _____

Preservative Name/Conc.: _____ Volume of Preservative used (ml): _____

Lot # of Preservative: _____ Expiration Date: _____

Project Manager and the Department Manager should be notified about the samples which were pH adjusted.

** Samples for Metal analysis which are out of compliance must be acidified at least 24 hours prior to analysis.*

EDS-WI-038, Rev 3, 10/8/12

Initials: LS Date: 1/14/14

Login Sample Receipt Checklist

Client: Tetra Tech GEO

Job Number: 460-69667-1

Login Number: 69667

List Source: TestAmerica Edison

List Number: 1

Creator: Elvie, Cloide

Question	Answer	Comment
Radioactivity wasn't checked or is </= background as measured by a survey meter.	N/A	
The cooler's custody seal, if present, is intact.	True	768383
Sample custody seals, if present, are intact.	N/A	
The cooler or samples do not appear to have been compromised or tampered with.	True	
Samples were received on ice.	True	
Cooler Temperature is acceptable.	True	
Cooler Temperature is recorded.	True	3.1°C IR#4
COC is present.	True	
COC is filled out in ink and legible.	True	
COC is filled out with all pertinent information.	True	
Is the Field Sampler's name present on COC?	True	
There are no discrepancies between the containers received and the COC.	True	
Samples are received within Holding Time.	True	
Sample containers have legible labels.	True	
Containers are not broken or leaking.	True	
Sample collection date/times are provided.	True	
Appropriate sample containers are used.	True	
Sample bottles are completely filled.	True	
Sample Preservation Verified.	True	
There is sufficient vol. for all requested analyses, incl. any requested MS/MSDs	True	
Containers requiring zero headspace have no headspace or bubble is <6mm (1/4").	True	
Multiphasic samples are not present.	N/A	
Samples do not require splitting or compositing.	N/A	
Residual Chlorine Checked.	N/A	

ALPHA ANALYTICAL

World Class Chemistry

www.alphalab.com



Lab Number: L1404602

Client: Tetra Tech GEO

ATTN: Steve Feldmann

Project Name: LOCKHEED N. PLAINFIELD

Project Number: 117-0507600

The original project report/data package is held by Alpha Analytical. This report/data package is paginated and should be reproduced only in its entirety. Alpha Analytical holds no responsibility for results and/or data that are not consistent with the original.

ANALYTICAL DATA PACKAGE FOR THE
NEW JERSEY DEPARTMENT OF ENVIRONMENTAL PROTECTION
TRENTON NEW JERSEY 08625

Agency/Division:	**Bureau/Office:**
Project No: 117-0507600	**Contract No:**
Laboratory: Alpha Analytical	**Laboratory Location:** Westborough, Ma.
	Laboratory Phone Number: (508) 898-9220
SDG No: L1404602	**NJDEP Certification #:** MA935
Date of First Sample Receipt: 03/05/2014	**Date of Last Sample Receipt:** 03/05/2014

Agency Sample Number	Laboratory Sample Number	Sample Location	Date/Time of Collection
MODTB-030414	L1404602-01	LOCKHEED N. PLAINFIELD	03/04/2014 10:10
TB-030414	L1404602-02	LOCKHEED N. PLAINFIELD	03/04/2014 00:00

I certify that this data package is in compliance with the terms and conditions of this contract, both technically and for completeness, for other than the conditions detailed above. Release of the data contained in this hardcopy data package and in the computer-readable data submitted on disk or electronically has been authorized by the laboratory director or his/her designee, as verified by the following signature.

Technical Director/Representative (Typed)	Lisa Westerlind	03/11/14
Technical Director/Representative (Signature)		

Table of Contents

New Jersey Reduced Data Deliverable Package 1
- Title Page 2
- Table of Contents 3
- Chain of Custody 4
  - External Chain of Custody 5
  - Lims COC (LN01) 7
  - Sample Receipt Tracking Report 8
- Methodology Review 9
  - Method References 10
- Laboratory Chronicle 11
  - Sample Receipt and Container Information 12
- Conformance/Non-Conformance Summary 13
  - Conformance/Non-Conformance Summary Report 14
- Organics Analysis 16
  - GCMS 8260 Analysis 17
    - Sample Results Summary 18
      - Form I - Organics 19
    - Tune Results Summary 29
      - Form 5 - Organics 30
    - Blank Results Summary 32
      - Form 4 - Organics 33
    - Standards Data Summary 34
      - Form 6 - Organics 35
      - Form 7 - Organics 51
    - Surrogate Summary 54
      - Form 2 - Organics 55
    - Batch QC Summary 56
      - Form 3 - Organics 57
    - Internal Standard Summary 61
      - Form 8 - Organics 62
    - Chromatograms 63
      - Sample Raw Data 64
        - TB-030414 (L1404602-02) Analyzed: 03/08/14 02:18 65
        - MODTB-030414 (L1404602-01) Analyzed: 03/08/14 06:30 73
      - Method Blank Raw Data 82
        - Laboratory Method Bl (WG674549-3) Analyzed: 03/08/14 00:30 83

Chain of Custody

NJ CHAIN OF CUSTODY

PAGE 1 OF 1

Date Rec'd in Lab: 3/5/14

ALPHA Job #: L1404602

ALPHA ANALYTICAL
WESTBORO, MA
8 Walkup Drive
TEL: 508-898-9220
FAX: 508-898-9193

MANSFIELD, MA
320 Forbes Blvd
TEL: 508-822-9300
FAX: 508-822-3288

Client Information

Client: TETRA TECH

Address: 295 RT 22 EAST SUITE 104E
WHITEHOUSE STATION, NJ 08889

Phone: 908-534-2303

Fax: 908-534-4709

Email: STEVE.FELDMANN@TETRATECH.COM

☐ These samples have been previously analyzed by Alpha

Project Information

Project Name: LOCKHEED N. PLAINFIELD

Project Location: N. PLAINFIELD, NJ

Project #: ~~117-0507488~~ 117-0507600

Project Manager: STEVE FELDMANN

ALPHA Quote #:

Turn-Around Time

☒ Standard ☐ RUSH (only confirmed if pre-approved!)

Date Due: 3/12/14 Time:

Report Type

☐ Data Summary ☐ NJ Full

☒ NJ Reduced ☐ Other

Billing Information

☒ Same as Client info PO #:

Regulatory Requirements

☐ SRS-Residential/Non Residential
☐ SRS-Impact To Groundwater
☒ NJ Ground Water Quality Standards

☐ Other

Site Information

Is this site impacted by Petroleum?
Yes / (NO) (circle one)
(Please indicate Petroleum Product - See Table 2-1 on reverse side)

Petroleum Product:

Are any samples for waste disposal?
Yes / (NO) (circle one)
(Please indicate which samples below in Sample Specific Comments field)

For EPH you MUST indicate Category 1 or 2. Please check one of the following:

☐ Category 1 ☐ Category 2

ALPHA Lab ID (Lab Use Only)	Sample ID	Collection Date	Collection Time	Sample Matrix	Sampler's Initials	ANALYSIS: TCL VOC +15 (8260B)	SAMPLE HANDLING	Sample Specific Comments	TOTAL # BOTTLES
0460201	MODTB-030414	3/04/14	1010	AQ	CN	X			3
02	TB-030414	3/04/14	—	AQ	—	X		TRIP BLANK	2

SAMPLE HANDLING
Filtration
☐ Done
☒ Not needed
☐ Lab to do
Preservation
☐ Lab to do
(Please specify below)

Container Type: V
Preservative: B

Preservative Code:
A = None
B = HCl
C = HNO3
D = H2SO4
E = NaOH
F = MeOH
G = NaHSO4
H = Other

Westboro: Certification No: MA935
Mansfield: Certification No: MA015

Relinquished By:	Date/Time	Received By:	Date/Time
	3/5/14 1000		3/5/14 10:00
Tom Tetter	3/5/14 1719	Tom Tetter	3/5/14 1719
Tom Tetter	3-5-14 23:10	Richard Scott	3/5/14 23:10

Please print clearly, legibly and completely. Samples can not be logged in and turnaround time clock will not start until any ambiguities are resolved. All samples submitted are subject to Alpha's Terms and Conditions. See reverse side.

FORM NO: 01-14 (rev. 30-AUG-10)

NJ CHAIN OF CUSTODY

PAGE 1 OF 1

Date Rec'd in Lab: 3/5/14

ALPHA Job #: L1404602

ALPHA ANALYTICAL

WESTBORO, MA
8 Walkup Drive
TEL: 508-898-9220
FAX: 508-898-9193

MANSFIELD, MA
320 Forbes Blvd
TEL: 508-822-9300
FAX: 508-822-3288

Client Information

Client: TETRA TECH

Address: 295 RT 22 EAST SUITE 104E
WHITEHOUSE STATION, NJ 08889

Phone: 908-534-2303

Fax: 908-534-4709

Email: STEVE.FELDMANN@TETRATECH.COM

☐ These samples have been previously analyzed by Alpha

Project Information

Project Name: LOCKHEED N. PLAINFIELD

Project Location: N. PLAINFIELD, NJ

Project #: ~~117-0507488~~ 117-0507600

Project Manager: STEVE FELDMANN

ALPHA Quote #:

Turn-Around Time

☒ Standard ☐ RUSH (only confirmed if pre-approved!)

Date Due: 3/12/14 Time:

Report Type

☐ Data Summary ☐ NJ Full

☒ NJ Reduced ☐ Other

Regulatory Requirements

☐ SRS-Residential/Non Residential
☐ SRS-Impact To Groundwater
☒ NJ Ground Water Quality Standards

☐ Other

Billing Information

☒ Same as Client info PO #:

Site Information

Is this site impacted by Petroleum?
Yes / (No) (circle one)
(Please indicate Petroleum Product - See Teble 2-1 on reverse side)

Petroleum Product:

Are any samples for waste disposal?
Yes / (NO) (circle one)
(Please indicate which samples below in Sample Specific Comments field)

For EPH you MUST indicate Category 1 or 2. Please check one of the following:

☐ Category 1 ☐ Category 2

ALPHA Lab ID (Lab Use Only)	Sample ID	Collection Date	Collection Time	Sample Matrix	Sampler's Initials	ANALYSIS: TCL VOC +15 (8260B)	SAMPLE HANDLING	Sample Specific Comments	TOTAL # BOTTLES
0460201	FB-030414	3/04/14	1010	AQ	CN	X			3
02	TB-030414	3/04/14	—	AQ	—	X		TRIP BLANK	2

SAMPLE HANDLING
Filtration
☐ Done
☒ Not needed
☐ Lab to do
Preservation
☐ Lab to do
(Please specify below)

Container Type: V
Preservative: B

Preservative Code:
A = None
B = HCl
C = HNO3
D = H2SO4
E = NaOH
F = MeOH
G = NaHSO4
H = Other

Westboro: Certification No: MA935
Mansfield: Certification No: MA015

Relinquished By:	Date/Time	Received By:	Date/Time
	3/5/14 1000		3/5/14 10:00
Tom Tolen	3/5/14 1719	Tom Tolen	3-5-14 1719
Tom Tolen	3-5-14 23:10	Richard Scott	3/5/14 23:10

Please print clearly, legibly and completely. Samples can not be logged in and turnaround time clock will not start until any ambiguities are resolved. All samples submitted are subject to Alpha's Terms and Conditions. See reverse side.

FORM NO: 01-14 (rev. 30-AUG-10)

ALPHA ANALYTICAL LABORATORIES, INC.
LOGIN CHAIN OF CUSTODY REPORT
Mar 11 2014, 05:49 pm

Login Number: L1404602
Account: TETRA-NJ2 Tetra Tech GEOProject: 117-0507600
Received: 05MAR14 Due Date: 12MAR14

Sample #	Client ID	Mat	PR	Collected	Container
L1404602-01	MODTB-030414	1	S0	04MAR14 10:10	3-Vial-B
| NJ-RED Package Due Date: 03/12/14					
NJ-8260,NJ-RED					
L1404602-02	TB-030414	1	S0	04MAR14 00:00	2-Vial-B
| Package Due Date: 03/12/14					
NJ-8260					

Page 1

Logged By: Ben Rao

ALPHA ANALYTICAL LABORATORIES
Container Tracking Report

Container ID	Type	Status	Transaction Date	From Response	From Location	From Operator	To Response	To Location	To Operator
L1404602-01A	Vial-B	INTACT	10-MAR-14	GC/MS	GC/MS	Piotr Duczmalewski	CUSTODY	VOA DEAD FRIDGE	CUSTODY Piotr Duczmalewski
L1404602-01A	Vial-B	INTACT	06-MAR-14	CUSTODY	VOA CUSTODY	Piotr Duczmalewski	GC/MS	GC/MS	Piotr Duczmalewski
L1404602-01A	Vial-B	INTACT	06-MAR-14	CUSTODY	CUSTODY	Robert O'Coin	VOA CUSTODY	VOA CUSTODY	Robert O'Coin
L1404602-01A	Vial-B	INTACT	06-MAR-14	LOGIN	LOGIN	Lan Tran	CUSTODY	CUSTODY	Lan Tran
L1404602-01B	Vial-B	INTACT	06-MAR-14	CUSTODY	CUSTODY	Robert O'Coin	VOA CUSTODY	VOA CUSTODY	Robert O'Coin
L1404602-01B	Vial-B	INTACT	06-MAR-14	LOGIN	LOGIN	Lan Tran	CUSTODY	CUSTODY	Lan Tran
L1404602-01C	Vial-B	INTACT	06-MAR-14	CUSTODY	CUSTODY	Robert O'Coin	VOA CUSTODY	VOA CUSTODY	Robert O'Coin
L1404602-01C	Vial-B	INTACT	06-MAR-14	LOGIN	LOGIN	Lan Tran	CUSTODY	CUSTODY	Lan Tran
L1404602-02A	Vial-B	INTACT	10-MAR-14	GC/MS	GC/MS	Piotr Duczmalewski	CUSTODY	VOA DEAD FRIDGE	CUSTODY Piotr Duczmalewski
L1404602-02A	Vial-B	INTACT	06-MAR-14	CUSTODY	VOA CUSTODY	Piotr Duczmalewski	GC/MS	GC/MS	Piotr Duczmalewski
L1404602-02A	Vial-B	INTACT	06-MAR-14	CUSTODY	CUSTODY	Robert O'Coin	VOA CUSTODY	VOA CUSTODY	Robert O'Coin
L1404602-02A	Vial-B	INTACT	06-MAR-14	LOGIN	LOGIN	Lan Tran	CUSTODY	CUSTODY	Lan Tran
L1404602-02B	Vial-B	INTACT	06-MAR-14	CUSTODY	CUSTODY	Robert O'Coin	VOA CUSTODY	VOA CUSTODY	Robert O'Coin
L1404602-02B	Vial-B	INTACT	06-MAR-14	LOGIN	LOGIN	Lan Tran	CUSTODY	CUSTODY	Lan Tran

Methodology Review

REFERENCES

1 Test Methods for Evaluating Solid Waste: Physical/Chemical Methods. EPA SW-846. Third Edition. Updates I - IV, 2007.

LIMITATION OF LIABILITIES

Alpha Analytical performs services with reasonable care and diligence normal to the analytical testing laboratory industry. In the event of an error, the sole and exclusive responsibility of Alpha Analytical shall be to re-perform the work at it's own expense. In no event shall Alpha Analytical be held liable for any incidental, consequential or special damages, including but not limited to, damages in any way connected with the use of, interpretation of, information or analysis provided by Alpha Analytical.

We strongly urge our clients to comply with EPA protocol regarding sample volume, preservation, cooling, containers, sampling procedures, holding time and splitting of samples in the field.

Laboratory Chronicle

Sample Receipt and Container Information

Were project specific reporting limits specified? YES

Reagent H2O Preserved Vials Frozen on: NA

Cooler Information Custody Seal

Cooler	
A	Present/Intact

Container Information

Container ID	Container Type	Cooler	pH	Temp deg C	Pres	Seal	Analysis(*)
L1404602-01A	Vial HCl preserved	A	N/A	3.6	Y	Absent	NJ-8260(14)
L1404602-01B	Vial HCl preserved	A	N/A	3.6	Y	Absent	NJ-8260(14)
L1404602-01C	Vial HCl preserved	A	N/A	3.6	Y	Absent	NJ-8260(14)
L1404602-02A	Vial HCl preserved	A	N/A	3.6	Y	Absent	NJ-8260(14)
L1404602-02B	Vial HCl preserved	A	N/A	3.6	Y	Absent	NJ-8260(14)

*Values in parentheses indicate holding time in days

Conformance/Non-Conformance Summary

Case Narrative

The samples were received in accordance with the Chain of Custody and no significant deviations were encountered during the preparation or analysis unless otherwise noted. Sample Receipt, Container Information, and the Chain of Custody are located at the back of the report.

Results contained within this report relate only to the samples submitted under this Alpha Lab Number and meet all of the requirements of NELAC, for all NELAC accredited parameters. The data presented in this report is organized by parameter (i.e. VOC, SVOC, etc.). Sample specific Quality Control data (i.e. Surrogate Spike Recovery) is reported at the end of the target analyte list for each individual sample, followed by the Laboratory Batch Quality Control at the end of each parameter. If a sample was re-analyzed or re-extracted due to a required quality control corrective action and if both sets of data are reported, the Laboratory ID of the re-analysis or re-extraction is designated with an "R" or "RE", respectively. When multiple Batch Quality Control elements are reported (e.g. more than one LCS), the associated samples for each element are noted in the grey shaded header line of each data table. Any Laboratory Batch, Sample Specific % recovery or RPD value that is outside the listed Acceptance Criteria is bolded in the report. Performance criteria for CAM and RCP methods allow for some LCS compound failures to occur and still be within method compliance. In these instances, the specific failures are not narrated but are noted in the associated QC table. This information is also incorporated in the Data Usability format for our Data Merger tool where it can be reviewed along with any associated usability implications. Soil/sediments, solids and tissues are reported on a dry weight basis unless otherwise noted. Definitions of all data qualifiers and acronyms used in this report are provided in the Glossary located at the back of the report.

In reference to questions H (CAM) or 4 (RCP) when "NO" is checked, the performance criteria for CAM and RCP methods allow for some quality control failures to occur and still be within method compliance. In these instances the specific failure is not narrated but noted in the associated QC table. The information is also incorporated in the Data Usability format of our Data Merger tool where it can be reviewed along with any associated usability implications.

Please see the associated ADEx data file for a comparison of laboratory reporting limits that were achieved with the regulatory Numerical Standards requested on the Chain of Custody.

HOLD POLICY
For samples submitted on hold, Alpha's policy is to hold samples free of charge for 30 days from the date the project is completed. After 30 days, we will dispose of all samples submitted including those put on hold unless you have contacted your Client Service Representative and made arrangements for Alpha to continue to hold the samples.

Please contact Client Services at 800-624-9220 with any questions.

Report Submission

Case Narrative (continued)

All non-detect (ND) or estimated concentrations (J-qualified) have been quantitated to the limit noted in the MDL column.

I, the undersigned, attest under the pains and penalties of perjury that, to the best of my knowledge and belief and based upon my personal inquiry of those responsible for providing the information contained in this analytical report, such information is accurate and complete. This certificate of analysis is not complete unless this page accompanies any and all pages of this report.

Authorized Signature: Report Date: 03/11/14

Title: Technical Director/Representative

Organics

GC/MS 8260
Analysis

Sample Results Summary

Form 1
Volatile Organics

Client	: Tetra Tech GEO	Lab Number	: L1404602
Project Name	: LOCKHEED N. PLAINFIELD	Project Number	: 117-0507600
Lab ID	: L1404602-01	Date Collected	: 03/04/14 10:10
Client ID	: MODTB-030414	Date Received	: 03/05/14
Sample Location	: N. PLAINFIELD, NJ	Date Analyzed	: 03/08/14 06:30
Sample Matrix	: WATER	Dilution Factor	: 1
Analytical Method	: 1,8260C	Analyst	: MS
Lab File ID	: 0307N14	Instrument ID	: GONZO.I
Sample Amount	: 10 ml	GC Column	: RTX-502.2
Level	: LOW	%Solids	: N/A
Extract Volume (MeOH)	: N/A	Injection Volume	: N/A

		ug/L			
CAS NO.	**Parameter**	**Results**	**RL**	**MDL**	**Qualifier**
75-09-2	Methylene chloride	ND	2.5	0.70	U
75-34-3	1,1-Dichloroethane	ND	2.5	0.70	U
67-66-3	Chloroform	ND	2.5	0.70	U
56-23-5	Carbon tetrachloride	ND	0.50	0.13	U
78-87-5	1,2-Dichloropropane	ND	1.0	0.13	U
124-48-1	Dibromochloromethane	ND	0.50	0.15	U
79-00-5	1,1,2-Trichloroethane	ND	1.5	0.50	U
127-18-4	Tetrachloroethene	ND	0.50	0.18	U
108-90-7	Chlorobenzene	ND	2.5	0.70	U
75-69-4	Trichlorofluoromethane	ND	2.5	0.70	U
107-06-2	1,2-Dichloroethane	ND	0.50	0.13	U
71-55-6	1,1,1-Trichloroethane	ND	2.5	0.70	U
75-27-4	Bromodichloromethane	ND	0.50	0.19	U
10061-02-6	trans-1,3-Dichloropropene	ND	0.50	0.16	U
10061-01-5	cis-1,3-Dichloropropene	ND	0.50	0.14	U
542-75-6	1,3-Dichloropropene, Total	ND	0.50	0.14	U
75-25-2	Bromoform	ND	2.0	0.65	U
79-34-5	1,1,2,2-Tetrachloroethane	ND	0.50	0.14	U
71-43-2	Benzene	ND	0.50	0.16	U
108-88-3	Toluene	ND	2.5	0.70	U
100-41-4	Ethylbenzene	ND	2.5	0.70	U
74-87-3	Chloromethane	ND	2.5	0.70	U
74-83-9	Bromomethane	ND	2.5	0.70	U
75-01-4	Vinyl chloride	ND	1.0	0.33	U
75-00-3	Chloroethane	ND	2.5	0.70	U
75-35-4	1,1-Dichloroethene	ND	0.50	0.14	U
156-60-5	trans-1,2-Dichloroethene	ND	2.5	0.70	U

Form 1
Volatile Organics

Client	: Tetra Tech GEO	Lab Number	: L1404602
Project Name	: LOCKHEED N. PLAINFIELD	Project Number	: 117-0507600
Lab ID	: L1404602-01	Date Collected	: 03/04/14 10:10
Client ID	: MODTB-030414	Date Received	: 03/05/14
Sample Location	: N. PLAINFIELD, NJ	Date Analyzed	: 03/08/14 06:30
Sample Matrix	: WATER	Dilution Factor	: 1
Analytical Method	: 1,8260C	Analyst	: MS
Lab File ID	: 0307N14	Instrument ID	: GONZO.I
Sample Amount	: 10 ml	GC Column	: RTX-502.2
Level	: LOW	%Solids	: N/A
Extract Volume (MeOH)	: N/A	Injection Volume	: N/A

		ug/L			
CAS NO.	**Parameter**	**Results**	**RL**	**MDL**	**Qualifier**
79-01-6	Trichloroethene	ND	0.50	0.17	U
95-50-1	1,2-Dichlorobenzene	ND	2.5	0.70	U
541-73-1	1,3-Dichlorobenzene	ND	2.5	0.70	U
106-46-7	1,4-Dichlorobenzene	ND	2.5	0.70	U
1634-04-4	Methyl tert butyl ether	ND	2.5	0.70	U
179601-23-1	p/m-Xylene	ND	2.5	0.70	U
95-47-6	o-Xylene	ND	2.5	0.70	U
1330-20-7	Xylene (Total)	ND	2.5	0.70	U
156-59-2	cis-1,2-Dichloroethene	ND	2.5	0.70	U
100-42-5	Styrene	ND	2.5	0.70	U
75-71-8	Dichlorodifluoromethane	ND	5.0	1.0	U
67-64-1	Acetone	ND	5.0	1.0	U
75-15-0	Carbon disulfide	ND	5.0	1.0	U
78-93-3	2-Butanone	ND	5.0	1.0	U
108-10-1	4-Methyl-2-pentanone	ND	5.0	1.0	U
591-78-6	2-Hexanone	ND	5.0	1.0	U
74-97-5	Bromochloromethane	ND	2.5	0.70	U
106-93-4	1,2-Dibromoethane	ND	2.0	0.65	U
96-12-8	1,2-Dibromo-3-chloropropane	ND	2.5	0.70	U
98-82-8	Isopropylbenzene	ND	2.5	0.70	U
87-61-6	1,2,3-Trichlorobenzene	ND	2.5	0.70	U
120-82-1	1,2,4-Trichlorobenzene	ND	2.5	0.70	U
79-20-9	Methyl Acetate	ND	2.0	0.65	U
110-82-7	Cyclohexane	ND	10	0.70	U
123-91-1	1,4-Dioxane	ND	250	41.	U
108-87-2	Methyl cyclohexane	ND	10	0.29	U
76-13-1	1,1,2-Trichloro-1,2,2-Trifluoroethane	ND	2.5	0.70	U

Tentatively Identified Compounds
Volatile Organics

Client	: Tetra Tech GEO	Lab Number	: L1404602
Project Name	: LOCKHEED N. PLAINFIELD	Project Number	: 117-0507600
Lab ID	: L1404602-01	Date Collected	: 03/04/14 10:10
Client ID	: MODTB-030414	Date Received	: 03/05/14
Sample Location	: N. PLAINFIELD, NJ	Date Analyzed	: 03/08/14 06:30
Sample Matrix	: WATER	Dilution Factor	: 1
Analytical Method	: 1,8260C	Analyst	: MS
Lab File ID	: 0307N14	Instrument ID	: GONZO.I
Sample Amount	: 10 ml	GC Column	: RTX-502.2
Level	: LOW	%Solids	: N/A
Extract Volume (MeOH)	: N/A	Injection Volume	: N/A

Number TICS found: 0 **Concentration Units: ug/L**

CAS Number	Compound Name	RT	EST. CONC.	Qualifier
	NO TENTATIVELY IDENTIFIED COMPOUNDS			

Form 1
Volatile Organics

Client	: Tetra Tech GEO	Lab Number	: L1404602
Project Name	: LOCKHEED N. PLAINFIELD	Project Number	: 117-0507600
Lab ID	: L1404602-02	Date Collected	: 03/04/14 00:00
Client ID	: TB-030414	Date Received	: 03/05/14
Sample Location	: N. PLAINFIELD, NJ	Date Analyzed	: 03/08/14 02:18
Sample Matrix	: WATER	Dilution Factor	: 1
Analytical Method	: 1,8260C	Analyst	: MS
Lab File ID	: 0307N07	Instrument ID	: GONZO.I
Sample Amount	: 10 ml	GC Column	: RTX-502.2
Level	: LOW	%Solids	: N/A
Extract Volume (MeOH)	: N/A	Injection Volume	: N/A

		ug/L			
CAS NO.	**Parameter**	**Results**	**RL**	**MDL**	**Qualifier**
75-09-2	Methylene chloride	ND	2.5	0.70	U
75-34-3	1,1-Dichloroethane	ND	2.5	0.70	U
67-66-3	Chloroform	ND	2.5	0.70	U
56-23-5	Carbon tetrachloride	ND	0.50	0.13	U
78-87-5	1,2-Dichloropropane	ND	1.0	0.13	U
124-48-1	Dibromochloromethane	ND	0.50	0.15	U
79-00-5	1,1,2-Trichloroethane	ND	1.5	0.50	U
127-18-4	Tetrachloroethene	ND	0.50	0.18	U
108-90-7	Chlorobenzene	ND	2.5	0.70	U
75-69-4	Trichlorofluoromethane	ND	2.5	0.70	U
107-06-2	1,2-Dichloroethane	ND	0.50	0.13	U
71-55-6	1,1,1-Trichloroethane	ND	2.5	0.70	U
75-27-4	Bromodichloromethane	ND	0.50	0.19	U
10061-02-6	trans-1,3-Dichloropropene	ND	0.50	0.16	U
10061-01-5	cis-1,3-Dichloropropene	ND	0.50	0.14	U
542-75-6	1,3-Dichloropropene, Total	ND	0.50	0.14	U
75-25-2	Bromoform	ND	2.0	0.65	U
79-34-5	1,1,2,2-Tetrachloroethane	ND	0.50	0.14	U
71-43-2	Benzene	ND	0.50	0.16	U
108-88-3	Toluene	ND	2.5	0.70	U
100-41-4	Ethylbenzene	ND	2.5	0.70	U
74-87-3	Chloromethane	ND	2.5	0.70	U
74-83-9	Bromomethane	ND	2.5	0.70	U
75-01-4	Vinyl chloride	ND	1.0	0.33	U
75-00-3	Chloroethane	ND	2.5	0.70	U
75-35-4	1,1-Dichloroethene	ND	0.50	0.14	U
156-60-5	trans-1,2-Dichloroethene	ND	2.5	0.70	U

Form 1
Volatile Organics

Client	: Tetra Tech GEO	Lab Number	: L1404602
Project Name	: LOCKHEED N. PLAINFIELD	Project Number	: 117-0507600
Lab ID	: L1404602-02	Date Collected	: 03/04/14 00:00
Client ID	: TB-030414	Date Received	: 03/05/14
Sample Location	: N. PLAINFIELD, NJ	Date Analyzed	: 03/08/14 02:18
Sample Matrix	: WATER	Dilution Factor	: 1
Analytical Method	: 1,8260C	Analyst	: MS
Lab File ID	: 0307N07	Instrument ID	: GONZO.I
Sample Amount	: 10 ml	GC Column	: RTX-502.2
Level	: LOW	%Solids	: N/A
Extract Volume (MeOH)	: N/A	Injection Volume	: N/A

		ug/L			
CAS NO.	Parameter	Results	RL	MDL	Qualifier
79-01-6	Trichloroethene	ND	0.50	0.17	U
95-50-1	1,2-Dichlorobenzene	ND	2.5	0.70	U
541-73-1	1,3-Dichlorobenzene	ND	2.5	0.70	U
106-46-7	1,4-Dichlorobenzene	ND	2.5	0.70	U
1634-04-4	Methyl tert butyl ether	ND	2.5	0.70	U
179601-23-1	p/m-Xylene	ND	2.5	0.70	U
95-47-6	o-Xylene	ND	2.5	0.70	U
1330-20-7	Xylene (Total)	ND	2.5	0.70	U
156-59-2	cis-1,2-Dichloroethene	ND	2.5	0.70	U
100-42-5	Styrene	ND	2.5	0.70	U
75-71-8	Dichlorodifluoromethane	ND	5.0	1.0	U
67-64-1	Acetone	ND	5.0	1.0	U
75-15-0	Carbon disulfide	ND	5.0	1.0	U
78-93-3	2-Butanone	ND	5.0	1.0	U
108-10-1	4-Methyl-2-pentanone	ND	5.0	1.0	U
591-78-6	2-Hexanone	ND	5.0	1.0	U
74-97-5	Bromochloromethane	ND	2.5	0.70	U
106-93-4	1,2-Dibromoethane	ND	2.0	0.65	U
96-12-8	1,2-Dibromo-3-chloropropane	ND	2.5	0.70	U
98-82-8	Isopropylbenzene	ND	2.5	0.70	U
87-61-6	1,2,3-Trichlorobenzene	ND	2.5	0.70	U
120-82-1	1,2,4-Trichlorobenzene	ND	2.5	0.70	U
79-20-9	Methyl Acetate	ND	2.0	0.65	U
110-82-7	Cyclohexane	ND	10	0.70	U
123-91-1	1,4-Dioxane	ND	250	41.	U
108-87-2	Methyl cyclohexane	ND	10	0.29	U
76-13-1	1,1,2-Trichloro-1,2,2-Trifluoroethane	ND	2.5	0.70	U

Tentatively Identified Compounds
Volatile Organics

Client	: Tetra Tech GEO	Lab Number	: L1404602
Project Name	: LOCKHEED N. PLAINFIELD	Project Number	: 117-0507600
Lab ID	: L1404602-02	Date Collected	: 03/04/14 00:00
Client ID	: TB-030414	Date Received	: 03/05/14
Sample Location	: N. PLAINFIELD, NJ	Date Analyzed	: 03/08/14 02:18
Sample Matrix	: WATER	Dilution Factor	: 1
Analytical Method	: 1,8260C	Analyst	: MS
Lab File ID	: 0307N07	Instrument ID	: GONZO.I
Sample Amount	: 10 ml	GC Column	: RTX-502.2
Level	: LOW	%Solids	: N/A
Extract Volume (MeOH)	: N/A	Injection Volume	: N/A

Number TICS found: 0 **Concentration Units: ug/L**

CAS Number	Compound Name	RT	EST. CONC.	Qualifier
	NO TENTATIVELY IDENTIFIED COMPOUNDS			

Form 1
Volatile Organics

Client	: Tetra Tech GEO	Lab Number	: L1404602
Project Name	: LOCKHEED N. PLAINFIELD	Project Number	: 117-0507600
Lab ID	: WG674549-3	Date Collected	: NA
Client ID	: WG674549-3BLANK	Date Received	: NA
Sample Location	:	Date Analyzed	: 03/08/14 00:30
Sample Matrix	: WATER	Dilution Factor	: 1
Analytical Method	: 1,8260C	Analyst	: MS
Lab File ID	: 0307N04	Instrument ID	: GONZO.I
Sample Amount	: 10 ml	GC Column	: RTX-502.2
Level	: LOW	%Solids	: N/A
Extract Volume (MeOH)	: N/A	Injection Volume	: N/A

		ug/L			
CAS NO.	**Parameter**	**Results**	**RL**	**MDL**	**Qualifier**
75-09-2	Methylene chloride	ND	2.5	0.70	U
75-34-3	1,1-Dichloroethane	ND	2.5	0.70	U
67-66-3	Chloroform	ND	2.5	0.70	U
56-23-5	Carbon tetrachloride	ND	0.50	0.13	U
78-87-5	1,2-Dichloropropane	ND	1.0	0.13	U
124-48-1	Dibromochloromethane	ND	0.50	0.15	U
79-00-5	1,1,2-Trichloroethane	ND	1.5	0.50	U
127-18-4	Tetrachloroethene	ND	0.50	0.18	U
108-90-7	Chlorobenzene	ND	2.5	0.70	U
75-69-4	Trichlorofluoromethane	ND	2.5	0.70	U
107-06-2	1,2-Dichloroethane	ND	0.50	0.13	U
71-55-6	1,1,1-Trichloroethane	ND	2.5	0.70	U
75-27-4	Bromodichloromethane	ND	0.50	0.19	U
10061-02-6	trans-1,3-Dichloropropene	ND	0.50	0.16	U
10061-01-5	cis-1,3-Dichloropropene	ND	0.50	0.14	U
542-75-6	1,3-Dichloropropene, Total	ND	0.50	0.14	U
75-25-2	Bromoform	ND	2.0	0.65	U
79-34-5	1,1,2,2-Tetrachloroethane	ND	0.50	0.14	U
71-43-2	Benzene	ND	0.50	0.16	U
108-88-3	Toluene	ND	2.5	0.70	U
100-41-4	Ethylbenzene	ND	2.5	0.70	U
74-87-3	Chloromethane	ND	2.5	0.70	U
74-83-9	Bromomethane	ND	2.5	0.70	U
75-01-4	Vinyl chloride	ND	1.0	0.33	U
75-00-3	Chloroethane	ND	2.5	0.70	U
75-35-4	1,1-Dichloroethene	ND	0.50	0.14	U
156-60-5	trans-1,2-Dichloroethene	ND	2.5	0.70	U

Form 1
Volatile Organics

Client	: Tetra Tech GEO	Lab Number	: L1404602
Project Name	: LOCKHEED N. PLAINFIELD	Project Number	: 117-0507600
Lab ID	: WG674549-3	Date Collected	: NA
Client ID	: WG674549-3BLANK	Date Received	: NA
Sample Location	:	Date Analyzed	: 03/08/14 00:30
Sample Matrix	: WATER	Dilution Factor	: 1
Analytical Method	: 1,8260C	Analyst	: MS
Lab File ID	: 0307N04	Instrument ID	: GONZO.I
Sample Amount	: 10 ml	GC Column	: RTX-502.2
Level	: LOW	%Solids	: N/A
Extract Volume (MeOH)	: N/A	Injection Volume	: N/A

		ug/L			
CAS NO.	**Parameter**	**Results**	**RL**	**MDL**	**Qualifier**
79-01-6	Trichloroethene	ND	0.50	0.17	U
95-50-1	1,2-Dichlorobenzene	ND	2.5	0.70	U
541-73-1	1,3-Dichlorobenzene	ND	2.5	0.70	U
106-46-7	1,4-Dichlorobenzene	ND	2.5	0.70	U
1634-04-4	Methyl tert butyl ether	ND	2.5	0.70	U
179601-23-1	p/m-Xylene	ND	2.5	0.70	U
95-47-6	o-Xylene	ND	2.5	0.70	U
1330-20-7	Xylene (Total)	ND	2.5	0.70	U
156-59-2	cis-1,2-Dichloroethene	ND	2.5	0.70	U
100-42-5	Styrene	ND	2.5	0.70	U
75-71-8	Dichlorodifluoromethane	ND	5.0	1.0	U
67-64-1	Acetone	ND	5.0	1.0	U
75-15-0	Carbon disulfide	ND	5.0	1.0	U
78-93-3	2-Butanone	ND	5.0	1.0	U
108-10-1	4-Methyl-2-pentanone	ND	5.0	1.0	U
591-78-6	2-Hexanone	ND	5.0	1.0	U
74-97-5	Bromochloromethane	ND	2.5	0.70	U
106-93-4	1,2-Dibromoethane	ND	2.0	0.65	U
96-12-8	1,2-Dibromo-3-chloropropane	ND	2.5	0.70	U
98-82-8	Isopropylbenzene	ND	2.5	0.70	U
87-61-6	1,2,3-Trichlorobenzene	ND	2.5	0.70	U
120-82-1	1,2,4-Trichlorobenzene	ND	2.5	0.70	U
79-20-9	Methyl Acetate	ND	2.0	0.65	U
110-82-7	Cyclohexane	ND	10	0.70	U
75-65-0	tert-Butyl Alcohol	ND	10	1.2	U
123-91-1	1,4-Dioxane	ND	250	41.	U
108-87-2	Methyl cyclohexane	ND	10	0.29	U

Form 1
Volatile Organics

Client	: Tetra Tech GEO	Lab Number	: L1404602
Project Name	: LOCKHEED N. PLAINFIELD	Project Number	: 117-0507600
Lab ID	: WG674549-3	Date Collected	: NA
Client ID	: WG674549-3BLANK	Date Received	: NA
Sample Location	:	Date Analyzed	: 03/08/14 00:30
Sample Matrix	: WATER	Dilution Factor	: 1
Analytical Method	: 1,8260C	Analyst	: MS
Lab File ID	: 0307N04	Instrument ID	: GONZO.I
Sample Amount	: 10 ml	GC Column	: RTX-502.2
Level	: LOW	%Solids	: N/A
Extract Volume (MeOH)	: N/A	Injection Volume	: N/A

		ug/L			
CAS NO.	**Parameter**	**Results**	**RL**	**MDL**	**Qualifier**
76-13-1	1,1,2-Trichloro-1,2,2-Trifluoroethane	ND	2.5	0.70	U

Tentatively Identified Compounds
Volatile Organics

Client	: Tetra Tech GEO	Lab Number	: L1404602
Project Name	: LOCKHEED N. PLAINFIELD	Project Number	: 117-0507600
Lab ID	: WG674549-3	Date Collected	: NA
Client ID	: WG674549-3BLANK	Date Received	: NA
Sample Location	:	Date Analyzed	: 03/08/14 00:30
Sample Matrix	: WATER	Dilution Factor	: 1
Analytical Method	: 1,8260C	Analyst	: MS
Lab File ID	: 0307N04	Instrument ID	: GONZO.I
Sample Amount	: 10 ml	GC Column	: RTX-502.2
Level	: LOW	%Solids	: N/A
Extract Volume (MeOH)	: N/A	Injection Volume	: N/A

Number TICS found: 0 **Concentration Units: ug/L**

CAS Number	Compound Name	RT	EST. CONC.	Qualifier
	NO TENTATIVELY IDENTIFIED COMPOUNDS			

Tuning Results Summary

5A
VOLATILE ORGANICS INSTRUMENT PERFORMANCE CHECK
BROMOFLUOROBENZENE (BFB)

Lab Name: Alpha Analytical Labs

SDG No.: L1404602

Lab File ID: BFB0213A_tune BFB Injection Date: 02/13/14

Instrument ID: Gonzo.i BFB Injection Time: 12:31

m/e	ION ABUNDANCE CRITERIA	% Relative Abundance
95	Base Peak, 100% relative abundance	100
50	15.0 - 40.0% of mass 95	17.4
75	30.0 - 60.0% of mass 95	57.4
96	5.0 - 9.0% of mass 95	6.5
173	Less than 2.0% of mass 174	0 (0.00)1
174	Greater than 50.0 of mass 95	57.6
175	5.0 - 9.0% of mass 174	5.1 (8.79)1
176	95.0 - 101% of mass 174	57.3 (99.5)1
177	5.0 - 9.0% of mass 176	3.7 (6.38)2

1-Value is % of mass 174 2-Value is % of mass 176

THIS CHECK APPLIES TO THE FOLLOWING SAMPLES, MS, MSD, BLANKS, AND STANDARDS:

	CLIENT SAMPLE NO.	LAB SAMPLE ID	LAB FILE ID	DATE ANALYZED	TIME ANALYZED
01	ICAL L1	ICAL L1	0213A03	02/13/14	14:07
02	ICAL L2	ICAL L2	0213A04	02/13/14	14:42
03	ICAL L3	ICAL L3	0213A05	02/13/14	15:18
04	ICAL L4	ICAL L4	0213A06	02/13/14	15:54
05	ICAL L5	ICAL L5	0213A07	02/13/14	16:30
06	ICAL L6	ICAL L6	0213A08	02/13/14	17:06
07	ICAL L7	ICAL L7	0213A09	02/13/14	17:42
08	ICV Quant Report	ICV Quant Repo	0213A13	02/13/14	20:06
09	ICV Summary Form	ICV Summary Fo	ccal	02/13/14	20:06

FORM V NJ-8260

5A
VOLATILE ORGANICS INSTRUMENT PERFORMANCE CHECK
BROMOFLUOROBENZENE (BFB)

Lab Name: Alpha Analytical Labs

SDG No.: L1404602

Lab File ID: BFB0307N_tune BFB Injection Date: 03/07/14

Instrument ID: Gonzo.i BFB Injection Time: 22:26

m/e	ION ABUNDANCE CRITERIA	% Relative Abundance
95	Base Peak, 100% relative abundance	100
50	15.0 - 40.0% of mass 95	17.8
75	30.0 - 60.0% of mass 95	58.5
96	5.0 - 9.0% of mass 95	7
173	Less than 2.0% of mass 174	0.3 (0.46)1
174	Greater than 50.0 of mass 95	62.5
175	5.0 - 9.0% of mass 174	5.1 (8.12)1
176	95.0 - 101% of mass 174	61.3 (98.0)1
177	5.0 - 9.0% of mass 176	4.1 (6.72)2

1-Value is % of mass 174 2-Value is % of mass 176

THIS CHECK APPLIES TO THE FOLLOWING SAMPLES, MS, MSD, BLANKS, AND STANDARDS:

	CLIENT SAMPLE NO.	LAB SAMPLE ID	LAB FILE ID	DATE ANALYZED	TIME ANALYZED
01	WG674549-1LCS	WG674549-1	0307N01	03/07/14	22:42
02	wg674-1,31,10	wg674-1,31,10	0307N01	03/07/14	22:42
03	WG674549-2LCSD	WG674549-2	0307N02	03/07/14	23:18
04	WG674549-3BLANK	WG674549-3	0307N04	03/08/14	00:30
05	TB-030414	L1404602-02	0307N07	03/08/14	02:18
06	MODTB-030414	L1404602-01	0307N14	03/08/14	06:30

FORM V NJ-8260

Blank Results Summary

4A

VOLATILE ORGANICS METHOD BLANK SUMMARY

SAMPLE NO.

WG674549-3BLANK

Lab Name: Alpha Analytical Labs

SDG No.: L1404602

Lab File ID: 0307N04 Lab Sample ID: WG674549-3

Date Analyzed: 03/08/14 Time Analyzed: 00:30

Instrument ID: GONZO.I

THIS METHOD BLANK APPLIES TO THE FOLLOWING SAMPLES:

	CLIENT SAMPLE NO.	LAB SAMPLE ID	LAB FILE ID	DATE ANALYZED
01	WG674549-1LCS	WG674549-1	0307N01	03/07/14 22:42
02	WG674549-2LCSD	WG674549-2	0307N02	03/07/14 23:18
03	TB-030414	L1404602-02	0307N07	03/08/14 02:18
04	MODTB-030414	L1404602-01	0307N14	03/08/14 06:30

COMMENTS: _____

_____

FORM IV NJ-8260 LOW

Standards Data Summary

VOLATILE ORGANICS ORGANICS INITIAL CALIBRATION DATA

Lab Name: Alpha Analytical Labs

SDG No.: L1404602

Instrument ID: GONZO.I Calibration Date(s): 13-FEB-2014 13-FEB-2014

Calibration Times: 14:07 17:42

Calibration File Names:

Level 1: \\Orgserv2\ff\chem\GCMSVOA\Gonzo.i\140213.b\0213A03.D
Level 2: \\Orgserv2\ff\chem\GCMSVOA\Gonzo.i\140213.b\0213A04.D
Level 3: \\Orgserv2\ff\chem\GCMSVOA\Gonzo.i\140213.b\0213A05.D
Level 4: \\Orgserv2\ff\chem\GCMSVOA\Gonzo.i\140213.b\0213A06.D
Level 5: \\Orgserv2\ff\chem\GCMSVOA\Gonzo.i\140213.b\0213A07.D
Level 6: \\Orgserv2\ff\chem\GCMSVOA\Gonzo.i\140213.b\0213A08.D
Level 7: \\Orgserv2\ff\chem\GCMSVOA\Gonzo.i\140213.b\0213A09.D

Compound	5.0000 Level 1	20.0000 Level 2	100.0000 Level 3	200.0000 Level 4	300.0000 Level 5	500.0000 Level 6	1000.0000 Level 7	Curve	Coefficients b	m1	m2	%RSD or R^2
1 dichlorodifluoromethane	0.21454	0.26867	0.30818	0.33580	0.30556	0.33354	0.32527	AVRG	0.29880			14.59972
2 chloromethane	0.12036	0.12043	0.11052	0.12679	0.11226	0.12911	0.13150	AVRG	0.12157			6.66920
3 vinyl chloride	0.16559	0.19322	0.19614	0.22279	0.20101	0.22428	0.21685	AVRG	0.20284			10.22724
4 bromomethane	2787	12808	72206	177469	270998	567222	1291412	QUAD	0.14402	9.75590	-1.68741	0.99824

FORM VI-NJ-8260

VOLATILE ORGANICS ORGANICS INITIAL CALIBRATION DATA

Lab Name: Alpha Analytical Labs

SDG No.: L1404602

Instrument ID: GONZO.I Calibration Date(s): 13-FEB-2014 13-FEB-2014

Calibration Times: 14:07 17:42

Compound	5.0000 Level 1	20.0000 Level 2	100.0000 Level 3	200.0000 Level 4	300.0000 Level 5	500.0000 Level 6	1000.0000 Level 7	Curve	Coefficients b	m1	m2	%RSD or R^2	
5 chloroethane	0.10513	0.11808	0.11959	0.13087	0.11349	0.12527							
	0.11984							AVRG		0.11890		6.90779	
6 trichlorofluoromethane	0.36083	0.41613	0.49579	0.52278	0.48595	0.52283							
	0.49844							AVRG		0.47182		12.86378	
18 Acetonitrile	+++++	+++++	+++++	+++++	+++++	+++++							
	+++++							AVRG		0.000e+000		0.000e+000	<-
19 Hexane	+++++	+++++	+++++	+++++	+++++	+++++							
	+++++							AVRG		0.000e+000		0.000e+000	<-
7 ethyl ether	0.08738	0.09598	0.10069	0.10632	0.09827	0.10177							
	0.10287							AVRG		0.09904		6.16557	
8 acrolien	+++++	0.00253	0.00278	0.00285	0.00259	0.00234							
	0.00216							AVRG		0.00254		10.31830	<-
9 Freon 113	0.17307	0.19407	0.24161	0.25067	0.23537	0.25481							
	0.25310							AVRG		0.22896		14.11181	

FORM VI-NJ-8260

6A

VOLATILE ORGANICS ORGANICS INITIAL CALIBRATION DATA

Lab Name: Alpha Analytical Labs

SDG No.: L1404602

Instrument ID: GONZO.I Calibration Date(s): 13-FEB-2014 13-FEB-2014

Calibration Times: 14:07 17:42

Compound	5.0000 Level 1	20.0000 Level 2	100.0000 Level 3	200.0000 Level 4	300.0000 Level 5	500.0000 Level 6	1000.0000 Level 7	Curve	Coefficients b	m1	m2	%RSD or R^2	
10 acetone	7064	12364	39031	76456	103578	175671	372021	WLINR	-0.16760	0.03605		0.99850	<-
11 1,1,-dichloroethene	0.17439	0.19017	0.21821	0.23524	0.21566	0.23310	0.23030	AVRG		0.21387		10.86364	
12 Tert-Butyl Alcohol	0.02580	0.02090	0.01833	0.01880	0.01790	0.01706	0.01745	AVRG		0.01946		15.72059	<-
14 Methyl Acetate	0.12907	0.09531	0.08568	0.09590	0.08885	0.09243	0.09086	AVRG		0.09687		15.10926	
13 iodomethane	814	5041	43500	156784	269398	651948	+++++	QUAD	0.17685	12.34637	-7.66773	0.99528	<-
15 methylene chloride	0.22672	0.25568	0.27299	0.28570	0.26618	0.27491	0.27626	AVRG		0.26549		7.32602	
16 carbon disulfide	0.52337	0.62937	0.67435	0.72309	0.66526	0.72643	0.72040	AVRG		0.66604		10.90058	

FORM VI-NJ-8260

VOLATILE ORGANICS ORGANICS INITIAL CALIBRATION DATA

Lab Name: Alpha Analytical Labs

SDG No.: L1404602

Instrument ID: GONZO.I Calibration Date(s): 13-FEB-2014 13-FEB-2014

Calibration Times: 14:07 17:42

Compound	5.0000 Level 1	20.0000 Level 2	100.0000 Level 3	200.0000 Level 4	300.0000 Level 5	500.0000 Level 6	Curve	Coefficients b	m1	m2	%RSD or R^2	
	1000.0000 Level 7											
17 acrylonitrile	0.05066	0.04550	0.04839	0.04856	0.04628	0.04728						
	0.04783						AVRG		0.04778		3.51885	<-
20 methyl tert butyl ether	0.62457	0.65325	0.72657	0.77082	0.73214	0.75395						
	0.74779						AVRG		0.71559		7.68027	
21 halothane	0.13159	0.15750	0.15987	0.17096	0.15833	0.17761						
	0.18039						AVRG		0.16232		10.13696	
22 trans-1,2-dichloroethene	0.19905	0.23004	0.24831	0.26555	0.24577	0.27166						
	0.26923						AVRG		0.24709		10.49665	
23 Diisopropyl Ether	0.53204	0.57155	0.63083	0.65088	0.62516	0.65417						
	0.64142						AVRG		0.61515		7.46266	
26 vinyl acetate	0.25304	0.26302	0.26790	0.31823	0.31224	0.32468						
	0.32469						AVRG		0.29483		10.82947	
24 1,1-dichloroethane	0.38481	0.45140	0.48582	0.51009	0.47004	0.50715						
	0.49581						AVRG		0.47216		9.26215	

FORM VI-NJ-8260

6A

VOLATILE ORGANICS ORGANICS INITIAL CALIBRATION DATA

Lab Name: Alpha Analytical Labs

SDG No.: L1404602

Instrument ID: GONZO.I Calibration Date(s): 13-FEB-2014 13-FEB-2014

Calibration Times: 14:07 17:42

Compound	5.0000 Level 1	20.0000 Level 2	100.0000 Level 3	200.0000 Level 4	300.0000 Level 5	500.0000 Level 6	1000.0000 Level 7	Curve	Coefficients b	m1	m2	%RSD or R^2
25 Ethyl-Tert-Butyl-Ether	0.69704	0.74907	0.81162	0.86049	0.80915	0.84212	0.83779	AVRG		0.80104		7.25559
27 2-butanone	13118	18354	56576	114774	165647	279348	545136	WLINR	-0.20753	0.05400		0.99938
29 Ethyl Acetate	0.11595	0.11863	0.11619	0.12758	0.12174	0.12552	0.12082	AVRG		0.12092		3.67488
28 2,2-dichloropropane	0.44062	0.47424	0.53340	0.57010	0.52202	0.56065	0.54179	AVRG		0.52040		9.01815
30 cis-1,2-dichloroethene	0.22584	0.25057	0.26774	0.29336	0.26854	0.29043	0.28965	AVRG		0.26945		9.19396
31 chloroform	0.50663	0.55109	0.59275	0.62050	0.58483	0.61504	0.60757	AVRG		0.58263		7.00151
32 bromochloromethane	0.07501	0.08492	0.08920	0.09614	0.09198	0.09299	0.08883	AVRG		0.08844		7.80765

FORM VI-NJ-8260

VOLATILE ORGANICS ORGANICS INITIAL CALIBRATION DATA

Lab Name: Alpha Analytical Labs

SDG No.: L1404602

Instrument ID: GONZO.I Calibration Date(s): 13-FEB-2014 13-FEB-2014

Calibration Times: 14:07 17:42

Compound	5.0000 Level 1	20.0000 Level 2	100.0000 Level 3	200.0000 Level 4	300.0000 Level 5	500.0000 Level 6	1000.0000 Level 7	Curve	Coefficients b	m1	m2	%RSD or R^2	
33 tetrahydrofuran	0.03181	0.03053	0.03026	0.03068	0.03028	0.03121	0.03149	AVRG		0.03089		1.98879	<-
45 Heptane	+++++	+++++	+++++	+++++	+++++	+++++	+++++	AVRG		0.000e+000		0.000e+000	<-
35 1,1,1-trichloroethane	0.42127	0.49577	0.54700	0.58369	0.54377	0.59322	0.58296	AVRG		0.53824		11.42298	
36 Cyclohexane	0.26728	0.30146	0.35921	0.38374	0.35574	0.38725	0.37751	AVRG		0.34746		13.16484	
37 1,1-dichloropropene	0.34780	0.39786	0.43174	0.46739	0.42102	0.47000	0.45884	AVRG		0.42781		10.30903	
39 Tertiary-Amyl Methyl Ether	0.63133	0.69456	0.74806	0.78571	0.75876	0.78643	0.77914	AVRG		0.74057		7.80861	
38 carbontetrachloride	0.28038	0.32900	0.40252	0.44623	0.42554	0.47115	0.47018	AVRG		0.40357		18.10850	

FORM VI-NJ-8260

6A

VOLATILE ORGANICS ORGANICS INITIAL CALIBRATION DATA

Lab Name: Alpha Analytical Labs

SDG No.: L1404602

Instrument ID: GONZO.I Calibration Date(s): 13-FEB-2014 13-FEB-2014

Calibration Times: 14:07 17:42

Compound	5.0000 Level 1	20.0000 Level 2	100.0000 Level 3	200.0000 Level 4	300.0000 Level 5	500.0000 Level 6	Curve	Coefficients b	m1	m2	%RSD or R^2	
	1000.0000 Level 7											
41 1,2-dichloroethane	0.39431	0.42341	0.45429	0.47132	0.44337	0.45552						
	0.44743						AVRG		0.44138		5.73319	
42 benzene	0.94670	1.07754	1.14266	1.20094	1.12478	1.20326						
	1.19430						AVRG		1.12717		8.18061	
54 Butyl Acetate	+++++	+++++	+++++	+++++	+++++	+++++						
	+++++						AVRG		0.000e+000		0.000e+000	<-
44 trichloroethene	0.26855	0.28272	0.29925	0.31888	0.29294	0.31899						
	0.31620						AVRG		0.29964		6.55729	
46 methyl cyclohexane	0.30539	0.35497	0.41025	0.45060	0.41247	0.44943						
	0.44395						AVRG		0.40387		13.58847	
47 1,2-dichloropropane	0.19973	0.22238	0.23871	0.24773	0.23459	0.24159						
	0.23743						AVRG		0.23174		6.94504	
48 bromodichloromethane	0.32862	0.36833	0.42979	0.46618	0.43957	0.46816						
	0.46630						AVRG		0.42385		12.91908	

FORM VI-NJ-8260

VOLATILE ORGANICS ORGANICS INITIAL CALIBRATION DATA

Lab Name: Alpha Analytical Labs

SDG No.: L1404602

Instrument ID: GONZO.I Calibration Date(s): 13-FEB-2014 13-FEB-2014

Calibration Times: 14:07 17:42

Compound	5.0000 Level 1	20.0000 Level 2	100.0000 Level 3	200.0000 Level 4	300.0000 Level 5	500.0000 Level 6	1000.0000 Level 7	Curve	Coefficients b	m1	m2	%RSD or R^2	
49 1,4-dioxane	0.00188	0.00211	0.00228	0.00240	0.00217	0.00243							
	0.00216							AVRG		0.00220		8.54146	<-
176 methy;-methylacrlate	0.17215	0.13224	0.14637	0.16099	0.13789	0.15872							
	0.14047							AVRG		0.14983		9.64660	
50 dibromomethane	0.11845	0.13321	0.14787	0.15725	0.14656	0.15379							
	0.15504							AVRG		0.14459		9.70528	
51 2-chloroethylvinylether	0.01406	0.01472	0.01610	0.01789	0.01708	0.01781							
	0.01761							AVRG		0.01647		9.44001	<-
52 4-methyl-2-pentanone	0.04085	0.04950	0.05304	0.05891	0.05543	0.05816							
	0.05780							AVRG		0.05338		12.07427	<-
53 cis-1,3-dichloropropene	0.34848	0.40873	0.46478	0.49135	0.46965	0.48862							
	0.48797							AVRG		0.45137		11.87753	
56 toluene	0.96435	1.10951	1.17646	1.21881	1.16931	1.23375							
	1.18659							AVRG		1.15126		7.94957	

FORM VI-NJ-8260

VOLATILE ORGANICS ORGANICS INITIAL CALIBRATION DATA

Lab Name: Alpha Analytical Labs

SDG No.: L1404602

Instrument ID: GONZO.I Calibration Date(s): 13-FEB-2014 13-FEB-2014

Calibration Times: 14:07 17:42

Compound	5.0000 Level 1	20.0000 Level 2	100.0000 Level 3	200.0000 Level 4	300.0000 Level 5	500.0000 Level 6	1000.0000 Level 7	Curve	Coefficients b	m1	m2	%RSD or R^2
57 ethyl-methacrylate	0.38046	0.40515	0.45304	0.48682	0.47295	0.48203	0.45813	AVRG		0.44837		9.01905
58 trans-1,3-dichloropropene	0.54425	0.61363	0.71106	0.74136	0.71711	0.73736	0.71325	AVRG		0.68257		10.91280
60 2-hexanone	0.17229	0.14474	0.14259	0.15252	0.14735	0.14595	0.14234	AVRG		0.14968		7.04568
59 1,1,2-trichloroethane	0.21259	0.26792	0.28126	0.28938	0.27898	0.28457	0.27094	AVRG		0.26938		9.69704
61 1,3-dichloropropane	0.52687	0.56706	0.61962	0.63885	0.61215	0.62998	0.59726	AVRG		0.59883		6.59979
62 tetrachloroethene	0.31189	0.34396	0.37304	0.39598	0.37750	0.40864	0.39874	AVRG		0.37282		9.19950
63 chlorodibromomethane	0.21563	0.24896	0.31541	0.35460	0.34719	0.36927	0.36549	AVRG		0.31665		19.25957

FORM VI-NJ-8260

6A

VOLATILE ORGANICS ORGANICS INITIAL CALIBRATION DATA

Lab Name: Alpha Analytical Labs

SDG No.: L1404602

Instrument ID: GONZO.I Calibration Date(s): 13-FEB-2014 13-FEB-2014

Calibration Times: 14:07 17:42

Compound	5.0000 Level 1	20.0000 Level 2	100.0000 Level 3	200.0000 Level 4	300.0000 Level 5	500.0000 Level 6	Curve	Coefficients b	m1	m2	%RSD or R^2
	1000.0000 Level 7										
64 1,2-dibromoethane	0.26403	0.26895	0.30185	0.31800	0.30995	0.32194					
	0.31094						AVRG		0.29938		7.81321
66 chlorobenzene	0.91613	1.03782	1.10484	1.14223	1.09093	1.15295					
	1.14221						AVRG		1.08387		7.74924
67 1,1,1,2-tetrachloroethane	0.30016	0.32864	0.37179	0.39221	0.37939	0.40468					
	0.40248						AVRG		0.36848		10.75012
68 ethyl benzene	1.83602	2.15579	2.33459	2.43447	2.32100	2.48944					
	2.46057						AVRG		2.29027		10.03295
69 p/m xylene	0.62321	0.72511	0.77352	0.81318	0.76899	0.83593					
	0.84210						AVRG		0.76886		9.93036
70 o xylene	0.58617	0.68264	0.72842	0.76434	0.72580	0.77847					
	0.78498						AVRG		0.72154		9.63521
71 styrene	0.99127	1.18688	1.29060	1.36485	1.30845	1.39721					
	1.36652						AVRG		1.27226		11.16025

FORM VI-NJ-8260

VOLATILE ORGANICS ORGANICS INITIAL CALIBRATION DATA

Lab Name: Alpha Analytical Labs

SDG No.: L1404602

Instrument ID: GONZO.I Calibration Date(s): 13-FEB-2014 13-FEB-2014

Calibration Times: 14:07 17:42

Compound	5.0000 Level 1	20.0000 Level 2	100.0000 Level 3	200.0000 Level 4	300.0000 Level 5	500.0000 Level 6	1000.0000 Level 7	Curve	Coefficients b	m1	m2	%RSD or R^2	
72 isopropylbenzene	1.63328	1.91000	2.07392	2.21547	2.09284	2.28120	2.27419	AVRG		2.06870		11.23848	
73 bromoform	+++++	0.29666	0.37302	0.42663	0.42684	0.46477	0.46999	AVRG		0.40965		15.95900	
74 1,4-dichloro-2-butane	0.97529	1.06372	1.08787	1.12234	1.07447	1.09940	1.05549	AVRG		1.06837		4.38102	
75 1,1,2,2,-tetrachloroethane	0.67454	0.74403	0.76253	0.80907	0.77717	0.79496	0.77755	AVRG		0.76283		5.79907	
175 cyclohexanone	+++++	+++++	+++++	+++++	+++++	+++++	+++++	AVRG		0.000e+000		0.000e+000	<-
77 1,2,3-trichloropropane	0.57270	0.66092	0.65477	0.68169	0.65188	0.67683	0.65665	AVRG		0.65078		5.57063	
78 trans-1,4-dichloro-2-butene	0.22942	0.23214	0.24640	0.27070	0.25888	0.27252	0.26378	AVRG		0.25341		6.98240	

FORM VI-NJ-8260

VOLATILE ORGANICS ORGANICS INITIAL CALIBRATION DATA

Lab Name: Alpha Analytical Labs

SDG No.: L1404602

Instrument ID: GONZO.I Calibration Date(s): 13-FEB-2014 13-FEB-2014

Calibration Times: 14:07 17:42

Compound	5.0000 Level 1	20.0000 Level 2	100.0000 Level 3	200.0000 Level 4	300.0000 Level 5	500.0000 Level 6	1000.0000 Level 7	Curve	Coefficients b	m1	m2	%RSD or R^2
79 n-propylbenzene	4.20773	5.16059	5.41584	5.67562	5.33057	5.75893	5.62063	AVRG		5.30999		9.96715
80 bromobenzene	0.70932	0.78534	0.82397	0.86031	0.81968	0.87607	0.87326	AVRG		0.82114		7.21567
81 4-ethyltoluene	3.29288	4.17189	4.42762	4.68977	4.42427	4.78080	4.70547	AVRG		4.35610		11.80969
82 1,3,5-trimethybenzene	3.21549	3.92645	4.04009	4.24138	3.98457	4.19627	4.17464	AVRG		3.96841		8.86758
83 2-chlorotoluene	2.91086	3.51696	3.63997	3.74744	3.58105	3.78769	3.72070	AVRG		3.55781		8.45427
84 4-chorotoluene	3.08670	3.62237	3.81194	3.99161	3.72141	3.93567	3.84698	AVRG		3.71667		8.18595
85 tert-butylbenzene	2.19436	2.63649	2.73785	2.88076	2.68590	2.95801	2.95292	AVRG		2.72090		9.74100

FORM VI-NJ-8260

6A

VOLATILE ORGANICS ORGANICS INITIAL CALIBRATION DATA

Lab Name: Alpha Analytical Labs

SDG No.: L1404602

Instrument ID: GONZO.I Calibration Date(s): 13-FEB-2014 13-FEB-2014

Calibration Times: 14:07 17:42

Compound	5.0000 Level 1	20.0000 Level 2	100.0000 Level 3	200.0000 Level 4	300.0000 Level 5	500.0000 Level 6	1000.0000 Level 7	Curve	Coefficients b	m1	m2	%RSD or R^2
86 1,2,4-trimethylbenzene	3.14125	3.84926	4.03959	4.20452	3.95579	4.18832	4.16157	AVRG		3.93433		9.49272
87 sec-butylbenzene	3.41102	4.03276	4.25954	4.57428	4.26842	4.65271	4.60257	AVRG		4.25733		10.25105
88 p-isopropyltoluene	2.46534	3.12822	3.36743	3.62034	3.40974	3.70432	3.68849	AVRG		3.34055		13.09563
89 1,3-dichlorobenzene	1.41508	1.45987	1.56974	1.66316	1.57874	1.67043	1.67612	AVRG		1.57616		6.65245
91 1,4-dichlorobenzene	1.36570	1.54496	1.60256	1.68879	1.60287	1.68789	1.69738	AVRG		1.59859		7.35829
92 n-butylbenzene	3.06499	3.93648	4.17792	4.51733	4.20295	4.47262	4.37913	AVRG		4.10735		12.19438
93 1,2,4,5-tetramathylbenzene	1.49643	1.82667	2.02826	2.16743	2.02870	2.18629	2.20053	AVRG		1.99062		12.76795

FORM VI-NJ-8260

6A

VOLATILE ORGANICS ORGANICS INITIAL CALIBRATION DATA

Lab Name: Alpha Analytical Labs

SDG No.: L1404602

Instrument ID: GONZO.I Calibration Date(s): 13-FEB-2014 13-FEB-2014

Calibration Times: 14:07 17:42

Compound	5.0000 Level 1	20.0000 Level 2	100.0000 Level 3	200.0000 Level 4	300.0000 Level 5	500.0000 Level 6	1000.0000 Level 7	Curve	Coefficients b	m1	m2	%RSD or R^2
94 1,2-dichlorobenzene	1.22174	1.37685	1.42129	1.51409	1.42998	1.49827	1.51159	AVRG		1.42483		7.27549
95 p-Diethylbenzene	1.92815	2.32861	2.57250	2.73745	2.57015	2.75202	2.88740	AVRG		2.53947		12.71577
96 1,2-dibromo-3-chloropropane	0.15042	0.13936	0.15943	0.17013	0.17136	0.16970	0.16817	AVRG		0.16122		7.59660
97 1,3,5-trichlorobenzene	0.89742	1.07422	1.16063	1.21193	1.13633	1.17604	1.19040	AVRG		1.12099		9.64187
98 1,2,4-trichlorobenzene	0.80817	0.82271	0.92584	0.97939	0.93780	0.96407	0.98522	AVRG		0.91760		7.95934
99 hexachlorobutadiene	0.42115	0.47938	0.50421	0.53584	0.50774	0.54783	0.54453	AVRG		0.50581		8.85540
100 naphthalene	0.98005	1.16853	1.32530	1.46238	1.40719	1.46566	1.52614	AVRG		1.33361		14.64356

FORM VI-NJ-8260

VOLATILE ORGANICS ORGANICS INITIAL CALIBRATION DATA

Lab Name: Alpha Analytical Labs

SDG No.: L1404602

Instrument ID: GONZO.I Calibration Date(s): 13-FEB-2014 13-FEB-2014

Calibration Times: 14:07 17:42

Compound	5.0000 Level 1	20.0000 Level 2	100.0000 Level 3	200.0000 Level 4	300.0000 Level 5	500.0000 Level 6	Curve	Coefficients b	m1	m2	%RSD or R^2	
	1000.0000 Level 7											
101 1,2,3-trichlorobenzene	0.60756	0.69017	0.75682	0.81368	0.77259	0.79022						
	0.79706						AVRG		0.74687		9.81527	
177 Isopropyl Alcohol	+++++	+++++	+++++	+++++	+++++	+++++						
	+++++						AVRG		0.000e+000		0.000e+000	<-
$ 34 dibromofluoromethane	0.24186	0.24165	0.23974	0.24285	0.23600	0.23811						
	0.24649						AVRG		0.24096		1.41364	
$ 40 1,2-dichloroethane-d4	0.36095	0.36492	0.35079	0.35249	0.34878	0.34068						
	0.34514						AVRG		0.35196		2.41760	
$ 55 toluene-d8	1.65822	1.66859	1.67289	1.61743	1.64656	1.63734						
	1.61215						AVRG		1.64474		1.44930	
$ 76 4-bromofluorobenzene	1.48072	1.46530	1.46741	1.42971	1.43530	1.42656						
	1.39851						AVRG		1.44336		2.00014	

FORM VI-NJ-8260

6A

VOLATILE ORGANICS ORGANICS INITIAL CALIBRATION DATA

Lab Name: Alpha Analytical Labs

SDG No.: L1404602

Instrument ID: GONZO.I Calibration Date(s): 13-FEB-2014 13-FEB-2014

Calibration Times: 14:07 17:42

Curve	Formula	Units
Averaged	Amt = Rsp/m1	Response
Wt Linear	Amt = b + Rsp/m1	Response
Quad	Amt = b + m1*Rsp + m2*Rsp^2	Response

FORM VI-NJ-8260

7A
Volatile Organics CONTINUING CALIBRATION CHECK

Lab Name: Alpha Analytical Labs

SDG No.: L1404602

Instrument ID: Gonzo.i Calibration Date: 07-MAR-2014 Time: 22:42

Lab File ID: 0307N01 Init. Calib. Date(s): 13-FEB-2 13-FEB-2

Sample No: wg674-1,31,10 Init. Calib. Times : 14:07 17:42

Compound	RRF	RRF	MIN RRF	%D	MAX %D	
dichlorodifluoromethane	.2988	.2442	.05	-18	20	
chloromethane	.12157	.07688	.05	-37	20	F
vinyl chloride	.20284	.17783	.05	-12	20	
bromomethane	100	84.502	.05	-15	20	
chloroethane	.1189	.11976	.05	1	20	
trichlorofluoromethane	.47182	.54321	.05	15	20	
ethyl ether	.09904	.09797	.05	-1	20	
acrolien	.00254	------	.05	---	20	F
Freon 113	.22896	.26243	.05	15	20	
acetone	100	102	.05	2	20	
1,1,-dichloroethene	.21387	.22534	.05	5	20	
Tert-Butyl Alcohol	.01946	.0137	.05	-30	20	F
Methyl Acetate	.09687	.07844	.05	-19	20	
iodomethane	100	63.442	.05	-37	20	F
methylene chloride	.26549	.28147	.05	6	20	
carbon disulfide	.66604	.66282	.05	0	20	
acrylonitrile	.04778	.04302	.05	-10	20	F
methyl tert butyl ether	.71559	.60509	.05	-15	20	
halothane	.16232	.17517	.05	8	20	
trans-1,2-dichloroethene	.24709	.24998	.05	1	20	
Diisopropyl Ether	.61515	.53765	.05	-13	20	
vinyl acetate	.29483	.23879	.05	-19	20	
1,1-dichloroethane	.47216	.44785	.05	-5	20	
Ethyl-Tert-Butyl-Ether	.80104	.64986	.05	-19	20	
2-butanone	100	68.767	.05	-31	20	F
Ethyl Acetate	.12092	.10743	.05	-11	20	
2,2-dichloropropane	.5204	.43241	.05	-17	20	
cis-1,2-dichloroethene	.26945	.26354	.05	-2	20	
chloroform	.58263	.59788	.05	3	20	
bromochloromethane	.08844	.09788	.05	11	20	
tetrahydrofuran	.03089	.02391	.05	-23	20	F
1,1,1-trichloroethane	.53824	.52861	.05	-2	20	
Cyclohexane	.34746	.32848	.05	-5	20	
1,1-dichloropropene	.42781	.42364	.05	-1	20	
Tertiary-Amyl Methyl Ether	.74057	.55769	.05	-25	20	F
carbontetrachloride	.40357	.4106	.05	2	20	
1,2-dichloroethane	.44138	.45525	.05	3	20	
benzene	1.1271	1.1108	.05	-1	20	

FORM VII NJ-8260

7A
CONTINUING CALIBRATION CHECK

Lab Name: Alpha Analytical Labs

SDG No.: L1404602

Instrument ID: Gonzo.i Calibration Date: 07-MAR-2014 Time: 22:42

Lab File ID: 0307N01 Init. Calib. Date(s): 13-FEB-2 13-FEB-2

Sample No: wg674-1,31,10 Init. Calib. Times : 14:07 17:42

Compound	RRF	RRF	MIN RRF	%D	MAX %D	
trichloroethene	.29964	.3101	.05	3	20	
methyl cyclohexane	.40387	.43889	.05	9	20	
1,2-dichloropropane	.23174	.21553	.05	-7	20	
bromodichloromethane	.42385	.43441	.05	2	20	
1,4-dioxane	.0022	.00191	.05	-13	20	F
methy;-methylacrlate	.14983	.00625	.05	-96	20	F
dibromomethane	.14459	.15125	.05	5	20	
2-chloroethylvinylether	.01647	.01381	.05	-16	20	F
4-methyl-2-pentanone	.05338	.04618	.05	-13	20	
cis-1,3-dichloropropene	.45137	.4036	.05	-11	20	
toluene	1.1512	1.1206	.05	-3	20	
ethyl-methacrylate	.44837	.38672	.05	-14	20	
trans-1,3-dichloropropene	.68257	.55537	.05	-19	20	
2-hexanone	.14968	.11752	.05	-21	20	F
1,1,2-trichloroethane	.26938	.25032	.05	-7	20	
1,3-dichloropropane	.59883	.56452	.05	-6	20	
tetrachloroethene	.37282	.40771	.05	9	20	
chlorodibromomethane	.31665	.31483	.05	-1	20	
1,2-dibromoethane	.29938	.28937	.05	-3	20	
chlorobenzene	1.0838	1.0854	.05	0	20	
1,1,1,2-tetrachloroethane	.36848	.35311	.05	-4	20	
ethyl benzene	2.2902	2.2569	.05	-1	20	
p/m xylene	.76886	.76437	.05	-1	20	
o xylene	.72154	.71431	.05	-1	20	
styrene	1.2722	1.2559	.05	-1	20	
isopropylbenzene	2.0687	2.1179	.05	2	20	
bromoform	.40965	.35068	.05	-14	20	
1,4-dichloro-2-butane	1.0683	.89124	.05	-17	20	
1,1,2,2,-tetrachloroethane	.76283	.68459	.05	-10	20	
1,2,3-trichloropropane	.65078	.57807	.05	-11	20	
trans-1,4-dichloro-2-butene	.25341	.19003	.05	-25	20	F
n-propylbenzene	5.3099	5.1502	.05	-3	20	
bromobenzene	.82114	.83181	.05	1	20	
4-ethyltoluene	4.3561	4.3426	.05	0	20	
1,3,5-trimethybenzene	3.9684	3.8961	.05	-2	20	
2-chlorotoluene	3.5578	3.4134	.05	-4	20	
4-chorotoluene	3.7166	3.6041	.05	-3	20	
tert-butylbenzene	2.7209	2.7738	.05	2	20	

FORM VII NJ-8260

7A
CONTINUING CALIBRATION CHECK

Lab Name: Alpha Analytical Labs

SDG No.: L1404602

Instrument ID: Gonzo.i Calibration Date: 07-MAR-2014 Time: 22:42

Lab File ID: 0307N01 Init. Calib. Date(s): 13-FEB-2 13-FEB-2

Sample No: wg674-1,31,10 Init. Calib. Times : 14:07 17:42

Compound	RRF	RRF	MIN RRF	%D	MAX %D	
1,2,4-trimethylbenzene	3.9343	3.8178	.05	-3	20	
sec-butylbenzene	4.2573	4.3130	.05	1	20	
p-isopropyltoluene	3.3405	3.4644	.05	4	20	
1,3-dichlorobenzene	1.5761	1.6022	.05	2	20	
1,4-dichlorobenzene	1.5985	1.6069	.05	1	20	
n-butylbenzene	4.1073	4.1205	.05	0	20	
1,2,4,5-tetramathylbenzene	1.9906	2.0194	.05	1	20	
1,2-dichlorobenzene	1.4248	1.4366	.05	1	20	
p-Diethylbenzene	2.5394	2.4211	.05	-5	20	
1,2-dibromo-3-chloropropane	.16122	.12471	.05	-23	20	F
1,3,5-trichlorobenzene	1.1209	1.1580	.05	3	20	
1,2,4-trichlorobenzene	.9176	.91362	.05	0	20	
hexachlorobutadiene	.50581	.58119	.05	15	20	
naphthalene	1.3336	1.1959	.05	-10	20	
1,2,3-trichlorobenzene	.74687	.73759	.05	-1	20	
dibromofluoromethane	.24096	.2477	.05	3	30	
1,2-dichloroethane-d4	.35196	.36045	.05	2	30	
toluene-d8	1.6447	1.5596	.05	-5	30	
4-bromofluorobenzene	1.4433	1.3305	.05	-8	30	

FORM VII NJ-8260

Surrogate Summary

Form 2
Surrogate Recovery
Volatile Organics

Client: Tetra Tech GEO
Project Name: LOCKHEED N. PLAINFIELD

Lab Number: L1404602
Project Number: 117-0507600

CLIENT ID (LAB SAMPLE NO.)	SMC1 TOL	SMC2 BFB	SMC3 DCA	SMC4 DBFM	TOT OUT
WG674549-2LCSD	95	96	100	105	0
WG674549-1LCS	95	92	102	103	0
WG674549-3BLANK	98	98	100	101	0
MODTB-030414 (L1404602-01)	96	95	103	102	0
TB-030414 (L1404602-02)	96	98	102	101	0

	QC LIMITS
TOL = TOLUENE-D8	**(70-130)**
BFB = 4-BROMOFLUOROBENZENE	**(70-130)**
DCA = 1,2-DICHLOROETHANE-D4	**(70-130)**
DBFM = DIBROMOFLUOROMETHANE)	**(70-130)**

*** Values outside of QC limits**

FORM II NJ-8260

Batch QC Summary

3A

LAB CONTROL/LAB CONTROL DUPLICATE SAMPLE RECOVERY

WATER VOLATILE ORGANICS

Lab Name: Alpha Analytical Labs

SDG No.: L1404602 Matrix: Water

Lab Control Sample: WG674549-1LCS Injected: 03/07/14 22:42 Lab File ID: 0307N01.D

COMPOUND	SPIKE ADDED (ug/l)	SAMPLE CONCENTRATION (ug/l)	LCS CONCENTRATION (ug/l)	LCS % REC	QC. LIMITS REC.
Methylene chloride	10	NA	11.	106	70-130
1,1-Dichloroethane	10	NA	9.5	95	70-130
Chloroform	10	NA	10.	103	70-130
Carbontetrachloride	10	NA	10.	102	63-132
1,2-Dichloropropane	10	NA	9.3	93	70-130
Chlorodibromomethane	10	NA	9.9	99	63-130
1,1,2-Trichloroethane	10	NA	9.3	93	70-130
Tetrachloroethene	10	NA	11.	109	70-130
Chlorobenzene	10	NA	10.	100	75-130
Trichlorofluoromethane	10	NA	12.	115	62-150
1,2-Dichloroethane	10	NA	10.	103	70-130
1,1,1-Trichloroethane	10	NA	9.8	98	67-130
Bromodichloromethane	10	NA	10.	102	67-130
trans-1,3-Dichloropropen	10	NA	8.1	81	70-130
cis-1,3-Dichloropropene	10	NA	8.9	89	70-130
Bromoform	10	NA	8.6	86	54-136
1,1,2,2,-Tetrachloroetha	10	NA	9.0	90	67-130
Benzene	10	NA	9.8	99	70-130
Toluene	10	NA	9.7	97	70-130
Ethyl benzene	10	NA	9.8	98	70-130
Chloromethane	10	NA	6.3	63*	64-130
Bromomethane	10	NA	8.4	84	39-139
Vinyl chloride	10	NA	8.8	88	55-140
Chloroethane	10	NA	10.	101	55-138
1,1,-Dichloroethene	10	NA	10.	105	61-145
trans-1,2-Dichloroethene	10	NA	10.	101	70-130
Trichloroethene	10	NA	10.	103	70-130
1,2-Dichlorobenzene	10	NA	10.	101	70-130
1,3-Dichlorobenzene	10	NA	10.	102	70-130
1,4-Dichlorobenzene	10	NA	10.	100	70-130
Methyl tert butyl ether	10	NA	8.4	85	63-130
p/m xylene	20	NA	20.	99	70-130
o Xylene	20	NA	20.	99	70-130
cis-1,2-Dichloroethene	10	NA	9.8	98	70-130
Styrene	20	NA	20.	99	70-130
Dichlorodifluoromethane	10	NA	8.2	82	36-147
Acetone	10	NA	10.	102	58-148
Carbon disulfide	10	NA	10.	100	51-130
2-Butanone	10	NA	6.9	69	63-138
4-Methyl-2-pentanone	10	NA	8.6	86	59-130

* Values outside of QC limits.

COMMENTS: _____

_____

FORM III NJ-8260

3A

LAB CONTROL/LAB CONTROL DUPLICATE SAMPLE RECOVERY

WATER VOLATILE ORGANICS

Lab Name: Alpha Analytical Labs

SDG No.: L1404602 Matrix: Water

Lab Control Sample: WG674549-1LCS Injected: 03/07/14 22:42 Lab File ID: 0307N01.D

COMPOUND	SPIKE ADDED (ug/l)	SAMPLE CONCENTRATION (ug/l)	LCS CONCENTRATION (ug/l)	LCS % REC	QC. LIMITS REC.
2-Hexanone	10	NA	7.8	78	57-130
Bromochloromethane	10	NA	11.	111	70-130
1,2-Dibromoethane	10	NA	9.7	97	70-130
1,2-Dibromo-3-chloroprop	10	NA	7.7	77	41-144
Isopropylbenzene	10	NA	10.	102	70-130
1,2,3-Trichlorobenzene	10	NA	9.9	99	70-130
1,2,4-Trichlorobenzene	10	NA	10.	100	70-130
Methyl Acetate	10	NA	8.1	81	70-130
Cyclohexane	10	NA	9.4	94	70-130
tert-Butyl Alcohol	50	NA	35.	70	70-130
1,4-Dioxane	1000	NA	870	87	56-162
Methyl cyclohexane	10	NA	11.	109	70-130
Freon 113	10	NA	11.	115	70-130

* Values outside of QC limits.

COMMENTS: _____

_____

FORM III NJ-8260

3A

LAB CONTROL/LAB CONTROL DUPLICATE SAMPLE RECOVERY

WATER VOLATILE ORGANICS

Lab Name: Alpha Analytical Labs

SDG No.: L1404602 Matrix: Water

Lab Control Sample: WG674549-1LCS Injected: 03/07/14 22:42 Lab File ID: 0307N01.D

Lab Control Dup : WG674549-2LCSD Injected: 03/07/14 23:18 Lab File ID: 0307N02.D

COMPOUND	SPIKE ADDED (ug/l)	LCSD CONCENTRATION (ug/l)	LCSD % REC	% RPD	QC LIMITS RPD	QC LIMITS REC.
Methylene chloride	10	10.	100	6	20	70-130
1,1-Dichloroethane	10	9.2	92	3	20	70-130
Chloroform	10	10.	100	3	20	70-130
Carbontetrachloride	10	9.6	96	6	20	63-132
1,2-Dichloropropane	10	9.2	92	1	20	70-130
Chlorodibromomethane	10	9.7	97	2	20	63-130
1,1,2-Trichloroethane	10	8.9	90	3	20	70-130
Tetrachloroethene	10	10.	105	4	20	70-130
Chlorobenzene	10	10.	100	0	20	75-130
Trichlorofluoromethane	10	11.	109	5	20	62-150
1,2-Dichloroethane	10	10.	100	3	20	70-130
1,1,1-Trichloroethane	10	9.5	95	3	20	67-130
Bromodichloromethane	10	10.	101	1	20	67-130
trans-1,3-Dichloropropen	10	8.0	80	1	20	70-130
cis-1,3-Dichloropropene	10	8.8	88	1	20	70-130
Bromoform	10	8.6	86	0	20	54-136
1,1,2,2,-Tetrachloroetha	10	8.9	89	1	20	67-130
Benzene	10	9.7	97	2	20	70-130
Toluene	10	9.6	96	1	20	70-130
Ethyl benzene	10	9.8	98	0	20	70-130
Chloromethane	10	6.2	62 *	2	20	64-130
Bromomethane	10	8.6	86	2	20	39-139
Vinyl chloride	10	8.8	88	0	20	55-140
Chloroethane	10	9.6	96	5	20	55-138
1,1,-Dichloroethene	10	10.	101	4	20	61-145
trans-1,2-Dichloroethene	10	10.	101	0	20	70-130
Trichloroethene	10	9.9	99	4	20	70-130
1,2-Dichlorobenzene	10	10.	101	0	20	70-130
1,3-Dichlorobenzene	10	10.	102	0	20	70-130
1,4-Dichlorobenzene	10	10.	101	1	20	70-130
Methyl tert butyl ether	10	8.4	84	1	20	63-130
p/m xylene	20	20.	99	0	20	70-130
o Xylene	20	20.	98	1	20	70-130
cis-1,2-Dichloroethene	10	10.	100	2	20	70-130
Styrene	20	20.	99	0	20	70-130
Dichlorodifluoromethane	10	7.9	79	4	20	36-147
Acetone	10	8.8	88	15	20	58-148
Carbon disulfide	10	9.1	91	9	20	51-130
2-Butanone	10	6.0	60 *	14	20	63-138
4-Methyl-2-pentanone	10	8.2	82	5	20	59-130

* Values outside of QC limits.

COMMENTS: _____

_____

FORM III NJ-8260

3A

LAB CONTROL/LAB CONTROL DUPLICATE SAMPLE RECOVERY

WATER VOLATILE ORGANICS

Lab Name: Alpha Analytical Labs

SDG No.: L1404602 Matrix: Water

Lab Control Sample: WG674549-1LCS Injected: 03/07/14 22:42 Lab File ID: 0307N01.D

Lab Control Dup : WG674549-2LCSD Injected: 03/07/14 23:18 Lab File ID: 0307N02.D

COMPOUND	SPIKE ADDED (ug/l)	LCSD CONCENTRATION (ug/l)	LCSD % REC	% RPD	QC LIMITS RPD	QC LIMITS REC.
2-Hexanone	10	7.6	76	3	20	57-130
Bromochloromethane	10	10.	104	7	20	70-130
1,2-Dibromoethane	10	9.4	94	3	20	70-130
1,2-Dibromo-3-chloroprop	10	8.0	80	4	20	41-144
Isopropylbenzene	10	10.	101	1	20	70-130
1,2,3-Trichlorobenzene	10	9.7	97	2	20	70-130
1,2,4-Trichlorobenzene	10	10.	100	0	20	70-130
Methyl Acetate	10	7.2	72	12	20	70-130
Cyclohexane	10	9.4	94	0	20	70-130
tert-Butyl Alcohol	50	30.	59 *	17	20	70-130
1,4-Dioxane	1000	820	82	6	20	56-162
Methyl cyclohexane	10	10.	101	8	20	70-130
Freon 113	10	11.	111	4	20	70-130

* Values outside of QC limits.

COMMENTS: _____

_____

FORM III NJ-8260

Internal Standard Summary

8A

VOLATILE ORGANICS INTERNAL STANDARD AREA AND RT SUMMARY

Lab Name: Alpha Analytical Labs

SDG No.: L1404602

Lab File ID (Standard): 0307N01_ccal Date Analyzed: 07-MAR-2014

Instrument ID : Gonzo.i Time Analyzed: 22:42

		IS1(FLB) AREA	RT	IS2(CBZ) AREA	RT	IS3(DCB) AREA	RT
	12 HOUR STD	756029	9.18	488268	13.65	235482	17.47
	UPPER LIMIT	1512058	9.68	976536	14.15	470964	17.97
	LOWER LIMIT	378015	8.68	244134	13.15	117741	16.97
	EPA SAMPLE NO.						
01	WG674549-1LCS	756029	9.18	488268	13.65	235482	17.47
02	WG674549-2LCSD	765449	9.18	494376	13.65	234014	17.47
03	WG674549-3BLANK	801416	9.18	488660	13.65	221268	17.47
04	TB-030414	782460	9.18	490839	13.65	219595	17.47
05	MODTB-030414	726025	9.18	459804	13.65	213203	17.47

IS1(FLB) = FLUOROBENZENE
IS2(CBZ) = CHLOROBENZENE-D5
IS3(DCB) = 1,4-DICHLOROBENZENE-D4

AREA UPPER LIMIT = +100% of internal standard area
AREA LOWER LIMIT = - 50 % of internal standard area
RT UPPER LIMIT = +0.50 minutes of internal standard RT
RT LOWER LIMIT = -0.50 minutes of internal standard RT

* Values outside of QC limits.

Chromatograms

Sample Raw Data

Alpha Analytical Labs

gc/ms voa

Data file : \\Orgserv2\ff\chem\GCMSVOA\Gonzo.i\140307N.b\0307N07.D
Lab Smp Id:
Inj Date : 08-MAR-2014 02:18
Operator : PD Inst ID: Gonzo.i
Smp Info : l1404602-02,31,10,,a
Misc Info : wg674549,ical9177
Comment :
Method : \\Orgserv2\ff\chem\GCMSVOA\Gonzo.i\140307N.b\v10ml8260.m
Meth Date : 10-Mar-2014 09:33 pduczmalew Quant Type: ISTD
Cal Date : 13-FEB-2014 17:42 Cal File: 0213A09.D
Als bottle: 43
Dil Factor: 1.00000
Integrator: HP RTE Compound Sublist: NJTCL.sub
Target Version: 4.12
Processing Host: VIRTUALXP-76524

Concentration Formula: Amt * DF * CpndVariable
Cpnd Variable Local Compound Variable

			QUANT SIG					CONCENTRATIONS ON-COLUMN	FINAL	
		Compounds	MASS	RT	EXP RT	REL RT	RESPONSE	(ngs)	(ngs)	REVIEW CODE
	1	dichlorodifluoromethane	85	Compound Not Detected.						
	2	chloromethane	50	Compound Not Detected.						
	3	vinyl chloride	62	Compound Not Detected.						
	4	bromomethane	94	Compound Not Detected.						
	5	chloroethane	64	Compound Not Detected.						
	6	trichlorofluoromethane	101	Compound Not Detected.						
	9	Freon 113	101	Compound Not Detected.						
	10	acetone	43	Compound Not Detected.						
	11	1,1,-dichloroethene	96	Compound Not Detected.						
	14	Methyl Acetate	43	Compound Not Detected.						
	15	methylene chloride	84	5.949	5.949	(0.648)	2405	1.15772	1.157	
	16	carbon disulfide	76	Compound Not Detected.						
	20	methyl tert butyl ether	73	Compound Not Detected.						
	22	trans-1,2-dichloroethene	96	Compound Not Detected.						
	24	1,1-dichloroethane	63	Compound Not Detected.						
	27	2-butanone	43	Compound Not Detected.						
	30	cis-1,2-dichloroethene	96	Compound Not Detected.						
	31	chloroform	83	Compound Not Detected.						
	32	bromochloromethane	128	Compound Not Detected.						
$	34	dibromofluoromethane	113	8.113	8.113	(0.884)	189784	100.660	100.659	
	35	1,1,1-trichloroethane	97	Compound Not Detected.						
	36	Cyclohexane	56	Compound Not Detected.						
	38	carbontetrachloride	117	Compound Not Detected.						
$	40	1,2-dichloroethane-d4	65	8.762	8.762	(0.955)	280828	101.972	101.971	
	41	1,2-dichloroethane	62	Compound Not Detected.						
	42	benzene	78	Compound Not Detected.						
*	43	fluorobenzene	96	9.175	9.175	(1.000)	782460	100.000		
	44	trichloroethene	95	Compound Not Detected.						

	Compounds	QUANT SIG MASS	RT	EXP RT	REL RT	RESPONSE	CONCENTRATIONS ON-COLUMN (ngs)	CONCENTRATIONS FINAL (ngs)	REVIEW CODE
	46 methyl cyclohexane	83	Compound Not Detected.						
	47 1,2-dichloropropane	63	Compound Not Detected.						
	48 bromodichloromethane	83	Compound Not Detected.						
	49 1,4-dioxane	88	Compound Not Detected.						
	52 4-methyl-2-pentanone	58	Compound Not Detected.						
	53 cis-1,3-dichloropropene	75	Compound Not Detected.						
$	55 toluene-d8	98	11.379	11.379	(0.834)	778537	96.4367	96.436	
	56 toluene	92	Compound Not Detected.						
	58 trans-1,3-dichloropropene	75	Compound Not Detected.						
	59 1,1,2-trichloroethane	83	Compound Not Detected.						
	60 2-hexanone	43	Compound Not Detected.						
	62 tetrachloroethene	166	Compound Not Detected.						
	63 chlorodibromomethane	129	Compound Not Detected.						
	64 1,2-dibromoethane	107	Compound Not Detected.						
*	65 chlorobenzene-d5	117	13.645	13.645	(1.000)	490839	100.000		
	66 chlorobenzene	112	Compound Not Detected.						
	68 ethyl benzene	91	Compound Not Detected.						
	69 p/m xylene	106	Compound Not Detected.						
	70 o xylene	106	Compound Not Detected.						
	71 styrene	104	Compound Not Detected.						
	72 isopropylbenzene	105	Compound Not Detected.						
	73 bromoform	173	Compound Not Detected.						
	75 1,1,2,2,-tetrachloroethane	83	Compound Not Detected.						
$	76 4-bromofluorobenzene	95	15.538	15.531	(0.890)	309952	97.7907	97.790	
	89 1,3-dichlorobenzene	146	Compound Not Detected.						
*	90 1,4-dichlorobenzene-d4	152	17.466	17.465	(1.000)	219595	100.000		
	91 1,4-dichlorobenzene	146	Compound Not Detected.						
	94 1,2-dichlorobenzene	146	Compound Not Detected.						
	96 1,2-dibromo-3-chloropropane	75	Compound Not Detected.						
	98 1,2,4-trichlorobenzene	180	Compound Not Detected.						
	101 1,2,3-trichlorobenzene	180	Compound Not Detected.						

Alpha Analytical Labs

gc/ms voa

Data file : \\Orgserv2\ff\chem\GCMSVOA\Gonzo.i\140307N.b\0307N07.D
Lab Smp Id:
Inj Date : 08-MAR-2014 02:18
Operator : PD Inst ID: Gonzo.i
Smp Info : l1404602-02,31,10,,a
Misc Info : wg674549,ical9177
Comment :
Method : \\Orgserv2\ff\chem\GCMSVOA\Gonzo.i\140307N.b\v10ml8260.m
Meth Date : 10-Mar-2014 09:33 pduczmalew Quant Type: ISTD
Cal Date : 13-FEB-2014 17:42 Cal File: 0213A09.D
Als bottle: 43
Dil Factor: 1.00000
Integrator: HP RTE Compound Sublist: NJTCL.sub
Target Version: 4.12
Processing Host: VIRTUALXP-76524

- NO TENTATIVELY IDENTIFIED COMPOUNDS -

Alpha Analytical Labs

INTERNAL STANDARD COMPOUNDS
AREA AND RT SUMMARY

Instrument ID: Gonzo.i
Lab File ID: 0307N07.D
Lab Smp Id:
Analysis Type: VOA
Quant Type: ISTD
Operator: PD
Method File: \\Orgserv2\ff\chem\GCMSVOA\Gonzo.i\140307N.b\v10ml8260.m
Misc Info: wg674549,ical9177

Calibration Date: 07-MAR-2014
Calibration Time: 22:42
Level: LOW
Sample Type: WATER

Test Mode:
Use Last Continuing Calibrator.
If Continuing Cal. use Initial Cal. Level 3

COMPOUND	STANDARD	AREA LIMIT LOWER	AREA LIMIT UPPER	SAMPLE	%DIFF
43 fluorobenzene	756029	378015	1512058	782460	3.50
65 chlorobenzene-d5	488268	244134	976536	490839	0.53
90 1,4-dichlorobenze	235482	117741	470964	219595	-6.75

COMPOUND	STANDARD	RT LIMIT LOWER	RT LIMIT UPPER	SAMPLE	%DIFF
43 fluorobenzene	9.18	8.68	9.68	9.18	0.00
65 chlorobenzene-d5	13.65	13.15	14.15	13.65	0.00
90 1,4-dichlorobenze	17.47	16.97	17.97	17.47	0.00

AREA UPPER LIMIT = +100% of internal standard area.
AREA LOWER LIMIT = - 50% of internal standard area.
RT UPPER LIMIT = + 0.50 minutes of internal standard RT.
RT LOWER LIMIT = - 0.50 minutes of internal standard RT.

Alpha Analytical Labs

RECOVERY REPORT

Client Name: Client SDG: SDGa00267
Sample Matrix: LIQUID Fraction: VOA
Lab Smp Id:
Level: LOW Operator: PD
Data Type: MS DATA SampleType: SAMPLE
SpikeList File: curveall.spk Quant Type: ISTD
Sublist File: NJTCL.sub
Method File: \\Orgserv2\ff\chem\GCMSVOA\Gonzo.i\140307N.b\v10ml8260.m
Misc Info: wg674549,ical9177

SURROGATE COMPOUND	AMOUNT ADDED ngs	AMOUNT RECOVERED ngs	% RECOVERED	LIMITS
$ 34 dibromofluorometha	100.000	100.659	100.66	70-130
$ 40 1,2-dichloroethane	100.000	101.971	101.97	70-130
$ 55 toluene-d8	100.000	96.436	96.44	70-130
$ 76 4-bromofluorobenze	100.000	97.790	97.79	70-130

Data File: \\Orgserv2\ff\chem\GCMSVOA\Gonzo.i\140307N.b\0307N07.D
Date : 08-MAR-2014 02:18
Client ID:
Sample Info: 11404602-02,31,10,,a
Purge Volume: 10.0
Column phase: Rtx-502.2

Instrument: Gonzo.i
Operator: PD
Column diameter: 0.18

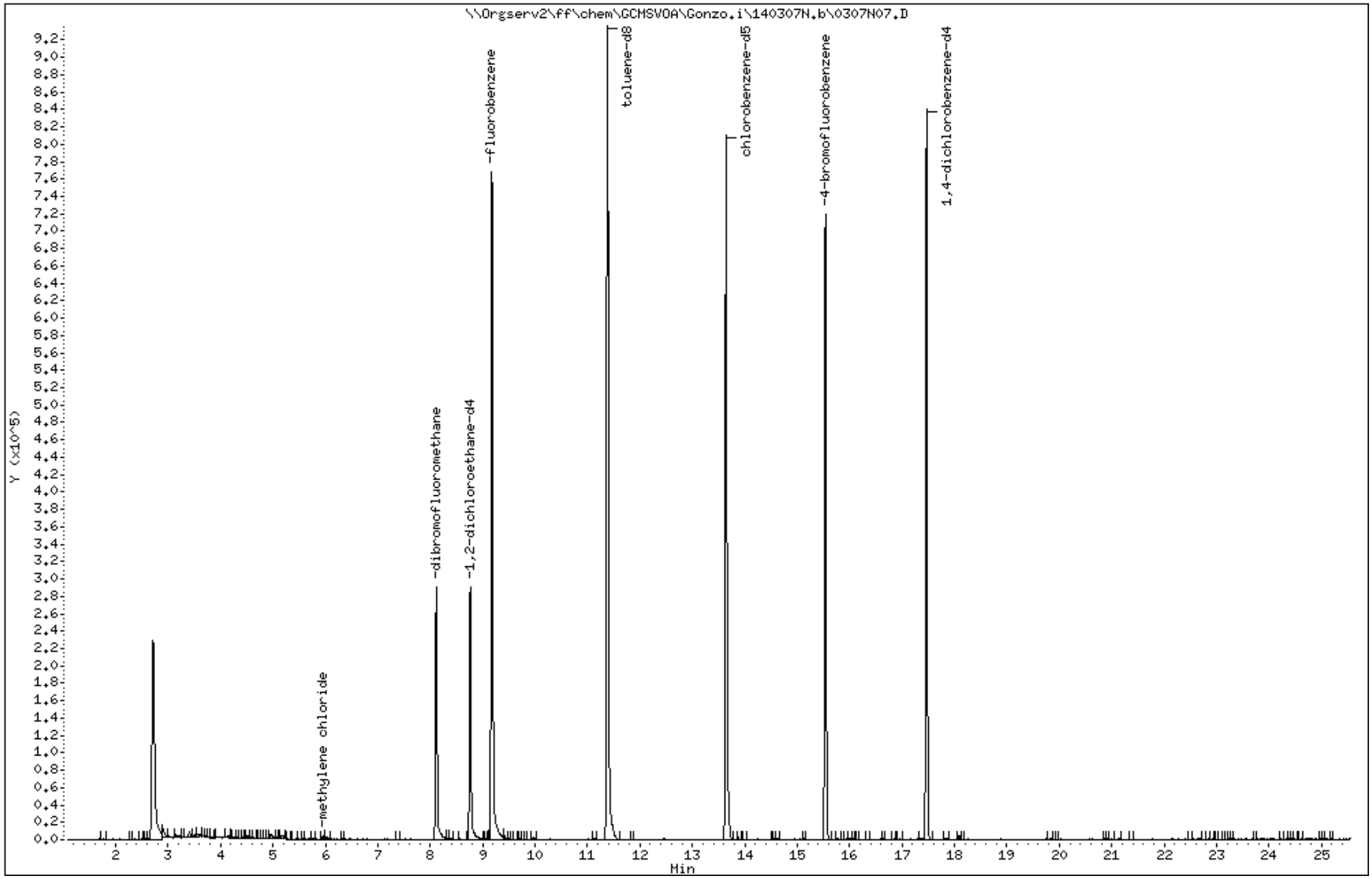

Data File: \\Orgserv2\ff\chem\GCMSVOA\Gonzo.i\140307N.b\0307N07.D

Date : 08-MAR-2014 02:18

Client ID:

Instrument: Gonzo.i

Sample Info: l1404602-02,31,10,,a

Purge Volume: 10.0

Operator: PD

Column phase: Rtx-502.2

Column diameter: 0.18

15 methylene chloride

Concentration: 1.157 ngs

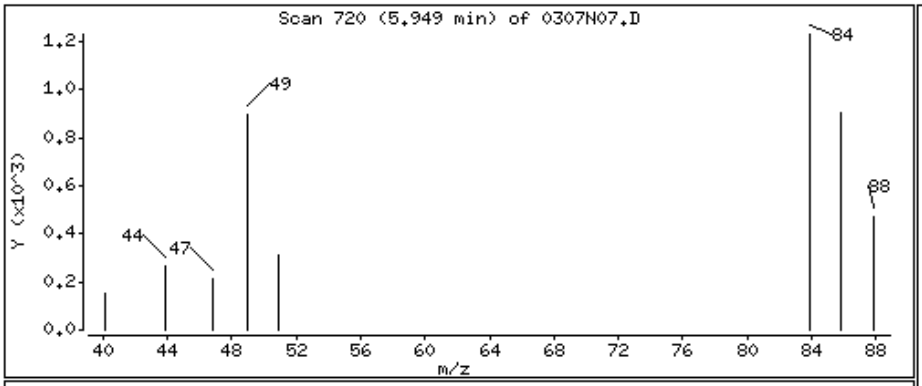

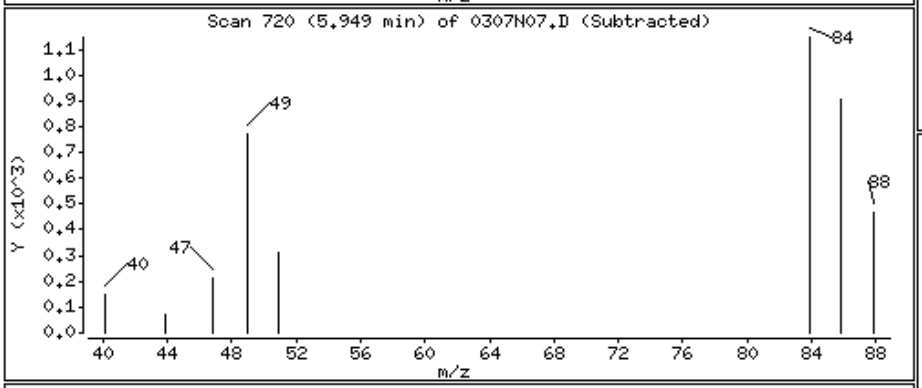

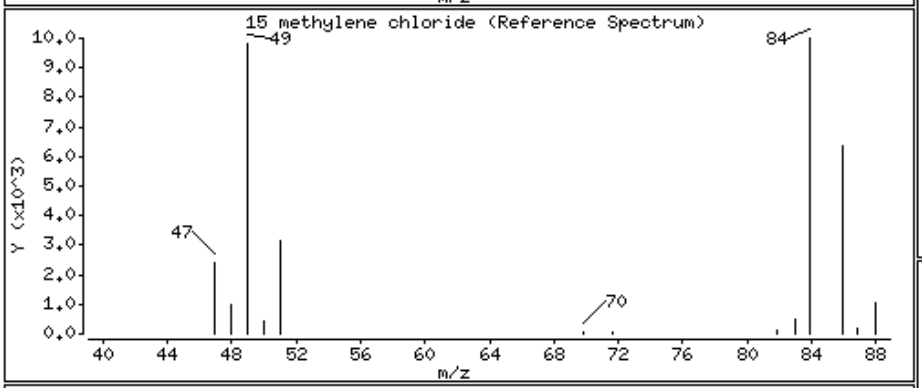

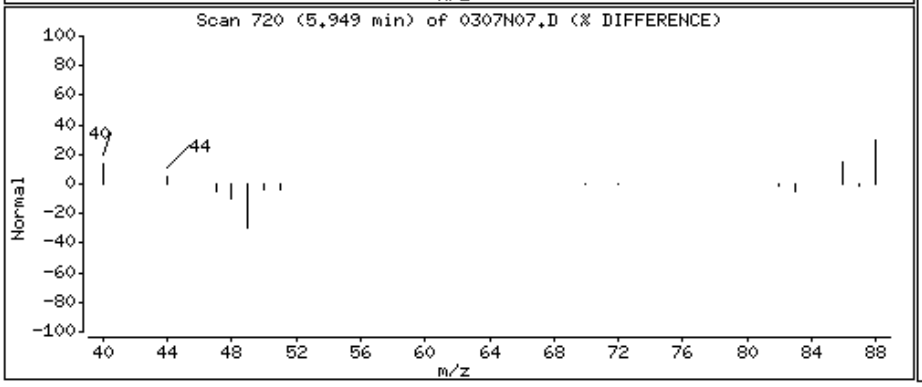

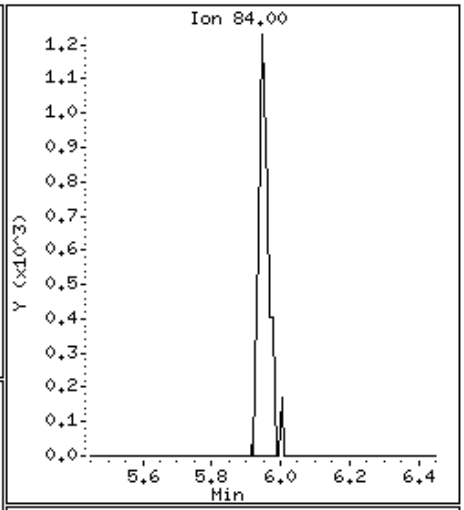

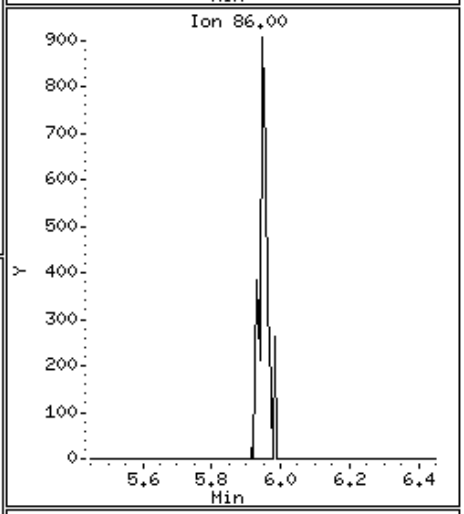

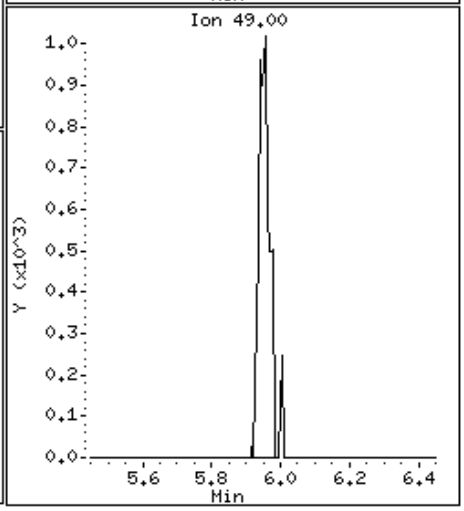

Alpha Analytical Labs

Manual Integration

Sample Info	: l1404602-02,31,10,,a wg674549,ical9177		
Instrument ID	: Gonzo.i		
Method	: v10ml8260.m		
File	: 0307N07.D		
Injection Date	: 08-MAR-2014 02:18		
Quantitation	: ISTD	Integrator :	HP RTE
Dilution Factor	: 1.00	Sample Type:	SAMPLE

This File has no version history.

//Orgserv2/ff/chem/GCMSVOA/Gonzo.i/140307N.b/original/0307N07.D

Alpha Analytical Labs

gc/ms voa

Data file : \\Orgserv2\ff\chem\GCMSVOA\Gonzo.i\140307N.b\0307N14.D
Lab Smp Id:
Inj Date : 08-MAR-2014 06:30
Operator : PD Inst ID: Gonzo.i
Smp Info : l1404602-01,31,10,,a
Misc Info : wg674549,ical9177
Comment :
Method : \\Orgserv2\ff\chem\GCMSVOA\Gonzo.i\140307N.b\v10ml8260.m
Meth Date : 10-Mar-2014 09:33 pduczmalew Quant Type: ISTD
Cal Date : 13-FEB-2014 17:42 Cal File: 0213A09.D
Als bottle: 50
Dil Factor: 1.00000
Integrator: HP RTE Compound Sublist: NJTCL.sub
Target Version: 4.12
Processing Host: VIRTUALXP-76524

Concentration Formula: Amt * DF * CpndVariable
Cpnd Variable Local Compound Variable

			QUANT SIG					CONCENTRATIONS ON-COLUMN	FINAL	
		Compounds	MASS	RT	EXP RT	REL RT	RESPONSE	(ngs)	(ngs)	REVIEW CODE
	1	dichlorodifluoromethane	85	Compound Not Detected.						
	2	chloromethane	50	Compound Not Detected.						
	3	vinyl chloride	62	Compound Not Detected.						
	4	bromomethane	94	Compound Not Detected.						
	5	chloroethane	64	Compound Not Detected.						
	6	trichlorofluoromethane	101	Compound Not Detected.						
	9	Freon 113	101	Compound Not Detected.						
	10	acetone	43	Compound Not Detected.						
	11	1,1,-dichloroethene	96	Compound Not Detected.						
	14	Methyl Acetate	43	Compound Not Detected.						
	15	methylene chloride	84	5.956	5.949	(0.649)	2106	1.09259	1.092	
	16	carbon disulfide	76	Compound Not Detected.						
	20	methyl tert butyl ether	73	Compound Not Detected.						
	22	trans-1,2-dichloroethene	96	Compound Not Detected.						
	24	1,1-dichloroethane	63	Compound Not Detected.						
	27	2-butanone	43	Compound Not Detected.						
	30	cis-1,2-dichloroethene	96	Compound Not Detected.						
	31	chloroform	83	Compound Not Detected.						
	32	bromochloromethane	128	Compound Not Detected.						
$	34	dibromofluoromethane	113	8.113	8.113	(0.884)	178827	102.221	102.221	
	35	1,1,1-trichloroethane	97	Compound Not Detected.						
	36	Cyclohexane	56	Compound Not Detected.						
	38	carbontetrachloride	117	Compound Not Detected.						
$	40	1,2-dichloroethane-d4	65	8.762	8.762	(0.954)	263647	103.175	103.174	
	41	1,2-dichloroethane	62	Compound Not Detected.						
	42	benzene	78	Compound Not Detected.						
*	43	fluorobenzene	96	9.181	9.175	(1.000)	726025	100.000		
	44	trichloroethene	95	Compound Not Detected.						

	Compounds	QUANT SIG MASS	RT	EXP RT	REL RT	RESPONSE	CONCENTRATIONS ON-COLUMN (ngs)	CONCENTRATIONS FINAL (ngs)	REVIEW CODE
	46 methyl cyclohexane	83	Compound Not Detected.						
	47 1,2-dichloropropane	63	Compound Not Detected.						
	48 bromodichloromethane	83	Compound Not Detected.						
	49 1,4-dioxane	88	Compound Not Detected.						
	52 4-methyl-2-pentanone	58	Compound Not Detected.						
	53 cis-1,3-dichloropropene	75	Compound Not Detected.						
$	55 toluene-d8	98	11.379	11.379	(0.834)	725680	95.9566	95.956	
	56 toluene	92	11.501	11.494	(0.843)	16748	3.16387	3.163	
	58 trans-1,3-dichloropropene	75	Compound Not Detected.						
	59 1,1,2-trichloroethane	83	Compound Not Detected.						
	60 2-hexanone	43	Compound Not Detected.						
	62 tetrachloroethene	166	Compound Not Detected.						
	63 chlorodibromomethane	129	Compound Not Detected.						
	64 1,2-dibromoethane	107	Compound Not Detected.						
*	65 chlorobenzene-d5	117	13.645	13.645	(1.000)	459804	100.000		
	66 chlorobenzene	112	Compound Not Detected.						
	68 ethyl benzene	91	Compound Not Detected.						
	69 p/m xylene	106	Compound Not Detected.						
	70 o xylene	106	Compound Not Detected.						
	71 styrene	104	Compound Not Detected.						
	72 isopropylbenzene	105	Compound Not Detected.						
	73 bromoform	173	Compound Not Detected.						
	75 1,1,2,2,-tetrachloroethane	83	Compound Not Detected.						
$	76 4-bromofluorobenzene	95	15.538	15.531	(0.890)	292243	94.9678	94.967	
	89 1,3-dichlorobenzene	146	Compound Not Detected.						
*	90 1,4-dichlorobenzene-d4	152	17.465	17.465	(1.000)	213203	100.000		
	91 1,4-dichlorobenzene	146	Compound Not Detected.						
	94 1,2-dichlorobenzene	146	Compound Not Detected.						
	96 1,2-dibromo-3-chloropropane	75	Compound Not Detected.						
	98 1,2,4-trichlorobenzene	180	Compound Not Detected.						
	101 1,2,3-trichlorobenzene	180	Compound Not Detected.						

Alpha Analytical Labs

gc/ms voa

Data file : \\Orgserv2\ff\chem\GCMSVOA\Gonzo.i\140307N.b\0307N14.D
Lab Smp Id:
Inj Date : 08-MAR-2014 06:30
Operator : PD Inst ID: Gonzo.i
Smp Info : l1404602-01,31,10,,a
Misc Info : wg674549,ical9177
Comment :
Method : \\Orgserv2\ff\chem\GCMSVOA\Gonzo.i\140307N.b\v10ml8260.m
Meth Date : 10-Mar-2014 09:33 pduczmalew Quant Type: ISTD
Cal Date : 13-FEB-2014 17:42 Cal File: 0213A09.D
Als bottle: 50
Dil Factor: 1.00000
Integrator: HP RTE Compound Sublist: NJTCL.sub
Target Version: 4.12
Processing Host: VIRTUALXP-76524

- NO TENTATIVELY IDENTIFIED COMPOUNDS -

Alpha Analytical Labs

INTERNAL STANDARD COMPOUNDS
AREA AND RT SUMMARY

Instrument ID: Gonzo.i
Lab File ID: 0307N14.D
Lab Smp Id:
Analysis Type: VOA
Quant Type: ISTD
Operator: PD
Method File: \\Orgserv2\ff\chem\GCMSVOA\Gonzo.i\140307N.b\v10ml8260.m
Misc Info: wg674549,ical9177

Calibration Date: 07-MAR-2014
Calibration Time: 22:42
Level: LOW
Sample Type: WATER

Test Mode:
Use Last Continuing Calibrator.
If Continuing Cal. use Initial Cal. Level 3

		AREA LIMIT			
COMPOUND	STANDARD	LOWER	UPPER	SAMPLE	%DIFF
43 fluorobenzene	756029	378015	1512058	726025	-3.97
65 chlorobenzene-d5	488268	244134	976536	459804	-5.83
90 1,4-dichlorobenze	235482	117741	470964	213203	-9.46

		RT LIMIT			
COMPOUND	STANDARD	LOWER	UPPER	SAMPLE	%DIFF
43 fluorobenzene	9.18	8.68	9.68	9.18	0.07
65 chlorobenzene-d5	13.65	13.15	14.15	13.65	-0.00
90 1,4-dichlorobenze	17.47	16.97	17.97	17.47	-0.00

AREA UPPER LIMIT = +100% of internal standard area.
AREA LOWER LIMIT = - 50% of internal standard area.
RT UPPER LIMIT = + 0.50 minutes of internal standard RT.
RT LOWER LIMIT = - 0.50 minutes of internal standard RT.

Alpha Analytical Labs

RECOVERY REPORT

Client Name: Client SDG: SDGa00267
Sample Matrix: LIQUID Fraction: VOA
Lab Smp Id:
Level: LOW Operator: PD
Data Type: MS DATA SampleType: SAMPLE
SpikeList File: curveall.spk Quant Type: ISTD
Sublist File: NJTCL.sub
Method File: \\Orgserv2\ff\chem\GCMSVOA\Gonzo.i\140307N.b\v10ml8260.m
Misc Info: wg674549,ical9177

SURROGATE COMPOUND	AMOUNT ADDED ngs	AMOUNT RECOVERED ngs	% RECOVERED	LIMITS
$ 34 dibromofluorometha	100.000	102.221	102.22	70-130
$ 40 1,2-dichloroethane	100.000	103.174	103.17	70-130
$ 55 toluene-d8	100.000	95.956	95.96	70-130
$ 76 4-bromofluorobenze	100.000	94.967	94.97	70-130

Data File: \\Orgserv2\ff\chem\GCMSVOA\Gonzo.i\140307N.b\0307N14.D
Date : 08-MAR-2014 06:30
Client ID:
Sample Info: 11404602-01,31,10,,a
Purge Volume: 10.0
Column phase: Rtx-502.2

Instrument: Gonzo.i
Operator: PD
Column diameter: 0.18

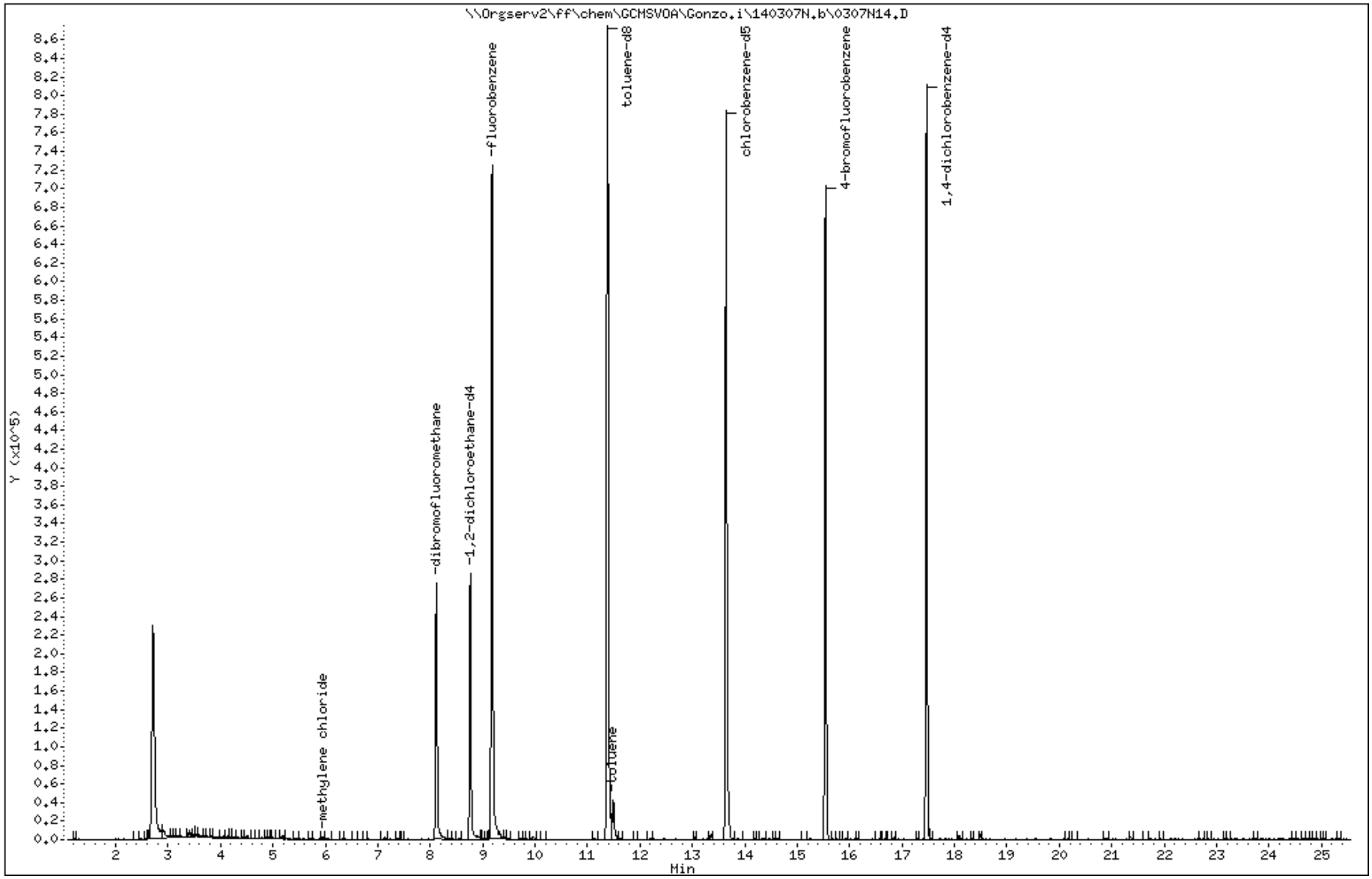

Data File: \\Orgserv2\ff\chem\GCMSVOA\Gonzo.i\140307N.b\0307N14.D

Date : 08-MAR-2014 06:30

Client ID:

Instrument: Gonzo.i

Sample Info: l1404602-01,31,10,,a

Purge Volume: 10.0

Operator: PD

Column phase: Rtx-502.2

Column diameter: 0.18

15 methylene chloride

Concentration: 1.092 ngs

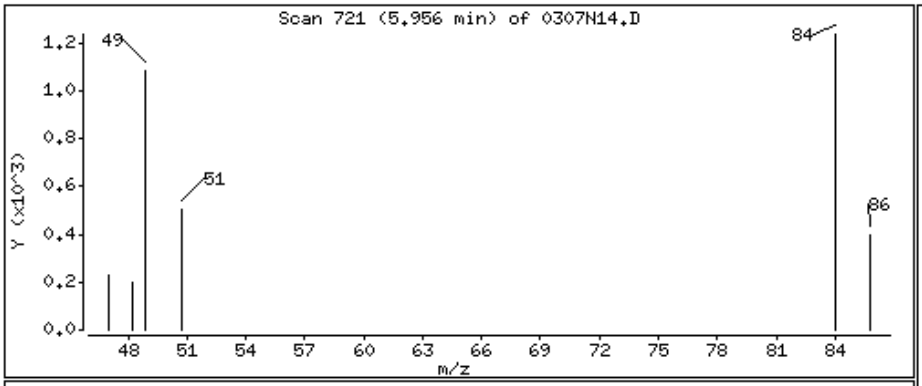

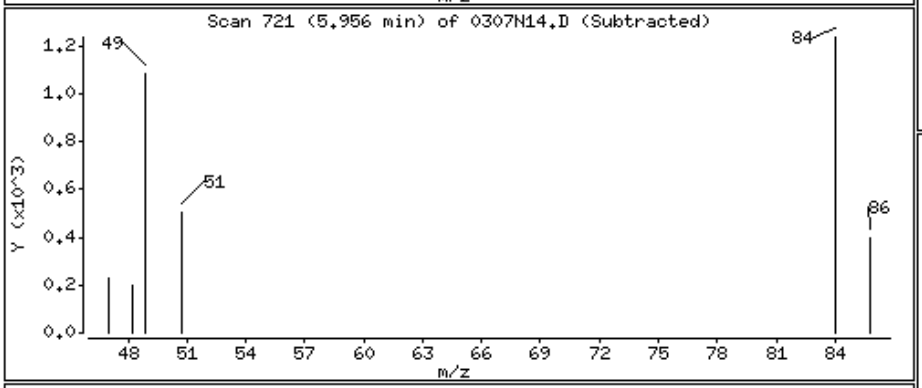

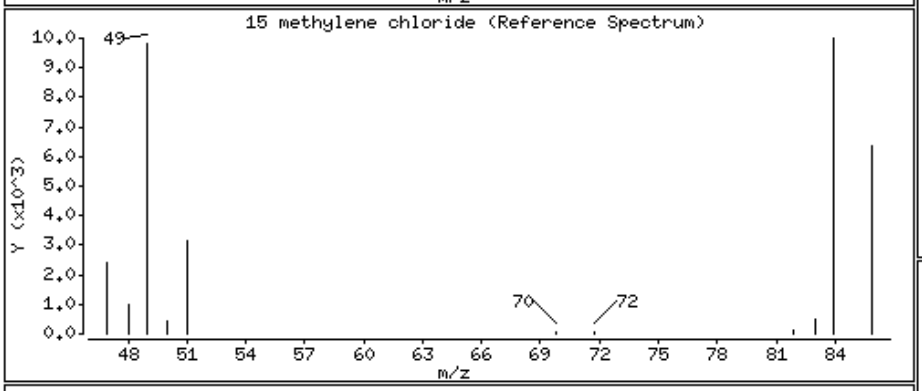

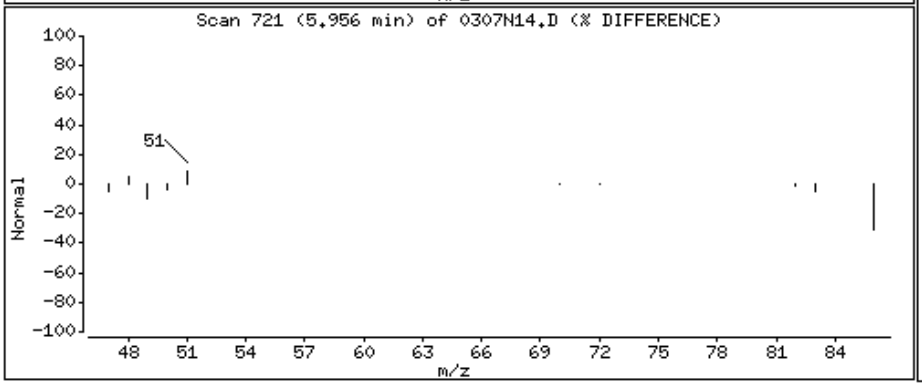

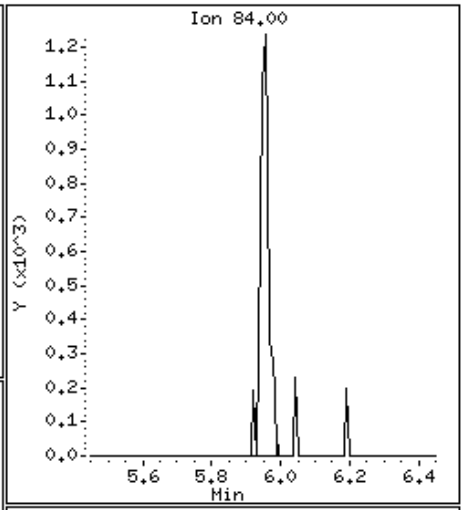

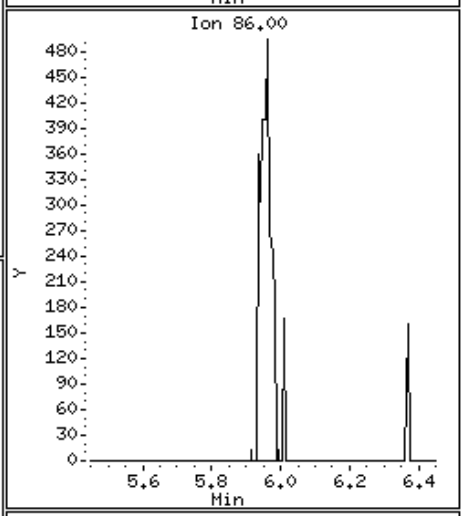

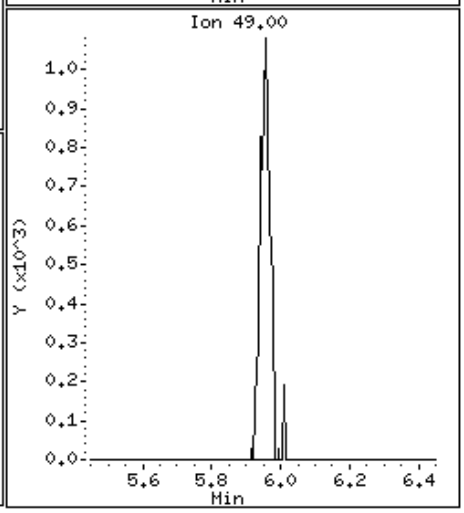

Data File: \\Orgserv2\ff\chem\GCMSVOA\Gonzo.i\140307N.b\0307N14.D

Date : 08-MAR-2014 06:30

Client ID:

Instrument: Gonzo.i

Sample Info: l1404602-01,31,10,,a

Purge Volume: 10.0

Operator: PD

Column phase: Rtx-502.2

Column diameter: 0.18

56 toluene

Concentration: 3.163 ngs

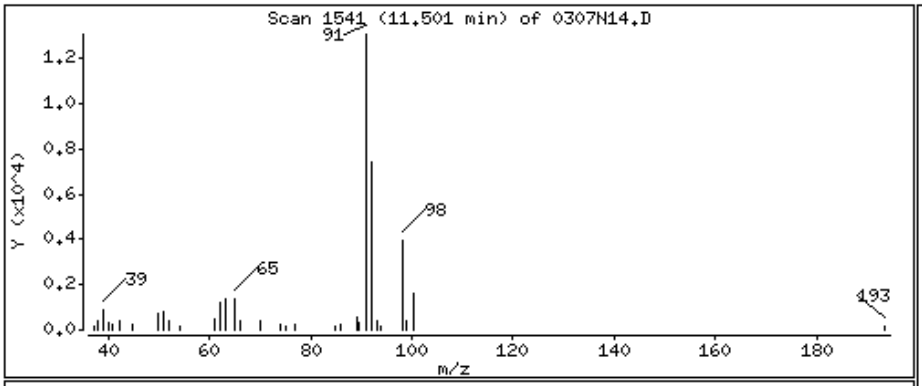

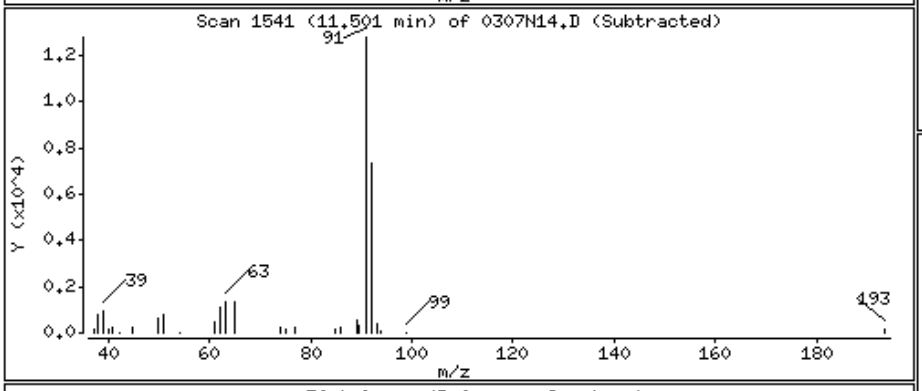

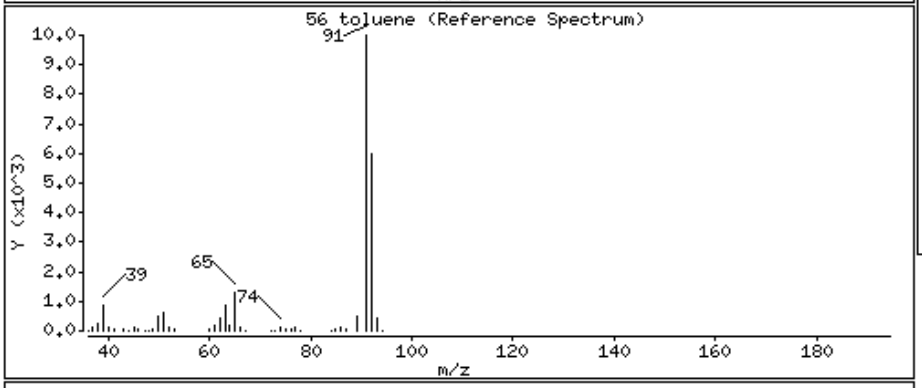

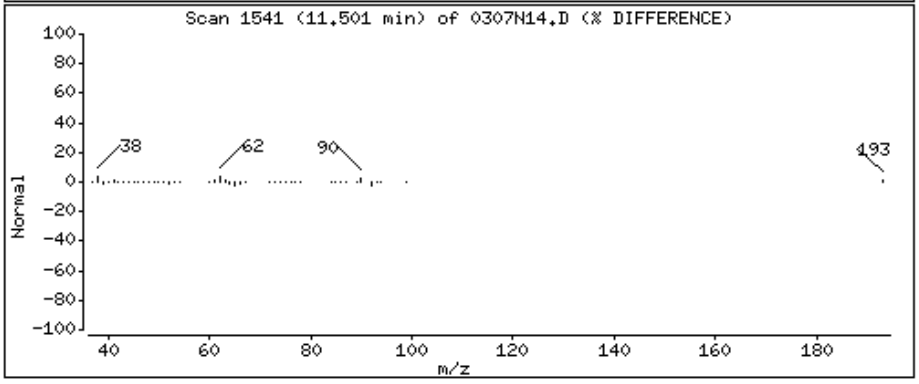

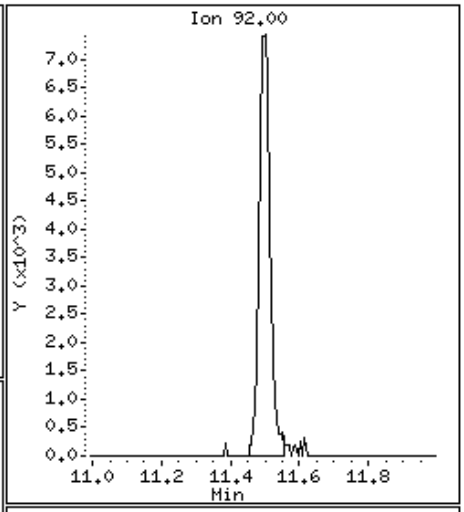

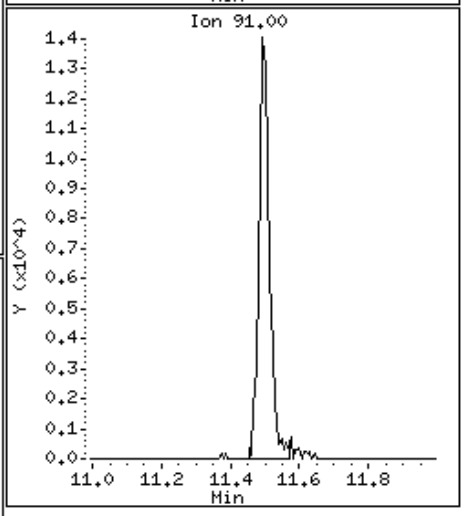

Alpha Analytical Labs

Manual Integration

Sample Info : l1404602-01,31,10,,a
wg674549,ical9177

Instrument ID : Gonzo.i
Method : v10ml8260.m
File : 0307N14.D
Injection Date : 08-MAR-2014 06:30
Quantitation : ISTD Integrator : HP RTE
Dilution Factor : 1.00 Sample Type: SAMPLE

This File has no version history.

//Orgserv2/ff/chem/GCMSVOA/Gonzo.i/140307N.b/original/0307N14.D

Method Blank
Raw Data

Alpha Analytical Labs

gc/ms voa

Data file : \\Orgserv2\ff\chem\GCMSVOA\Gonzo.i\140307N.b\0307N04.D
Lab Smp Id:
Inj Date : 08-MAR-2014 00:30
Operator : PD Inst ID: Gonzo.i
Smp Info : wg674549-3,31,10
Misc Info : wg674549,ical9177
Comment :
Method : \\Orgserv2\ff\chem\GCMSVOA\Gonzo.i\140307N.b\v10ml8260.m
Meth Date : 10-Mar-2014 09:33 pduczmalew Quant Type: ISTD
Cal Date : 13-FEB-2014 17:42 Cal File: 0213A09.D
Als bottle: 40
Dil Factor: 1.00000
Integrator: HP RTE Compound Sublist: NJTCLtba.sub
Target Version: 4.12
Processing Host: VIRTUALXP-76524

Concentration Formula: Amt * DF * CpndVariable
Cpnd Variable Local Compound Variable

	Compounds	QUANT SIG MASS	RT	EXP RT	REL RT	RESPONSE	CONCENTRATIONS ON-COLUMN (ngs)	FINAL (ngs)	REVIEW CODE
	1 dichlorodifluoromethane	85	Compound Not Detected.						
	2 chloromethane	50	Compound Not Detected.						
	3 vinyl chloride	62	Compound Not Detected.						
	4 bromomethane	94	Compound Not Detected.						
	5 chloroethane	64	Compound Not Detected.						
	6 trichlorofluoromethane	101	Compound Not Detected.						
	9 Freon 113	101	Compound Not Detected.						
	10 acetone	43	Compound Not Detected.						
	11 1,1,-dichloroethene	96	Compound Not Detected.						
	12 Tert-Butyl Alcohol	59	Compound Not Detected.						
	14 Methyl Acetate	43	Compound Not Detected.						
	15 methylene chloride	84	Compound Not Detected.						
	16 carbon disulfide	76	Compound Not Detected.						
	20 methyl tert butyl ether	73	Compound Not Detected.						
	22 trans-1,2-dichloroethene	96	Compound Not Detected.						
	24 1,1-dichloroethane	63	Compound Not Detected.						
	27 2-butanone	43	Compound Not Detected.						
	30 cis-1,2-dichloroethene	96	Compound Not Detected.						
	31 chloroform	83	Compound Not Detected.						
	32 bromochloromethane	128	Compound Not Detected.						
$	34 dibromofluoromethane	113	8.113	8.113	(0.884)	195535	101.257	101.257	
	35 1,1,1-trichloroethane	97	Compound Not Detected.						
	36 Cyclohexane	56	Compound Not Detected.						
	38 carbontetrachloride	117	Compound Not Detected.						
$	40 1,2-dichloroethane-d4	65	8.756	8.762	(0.954)	282440	100.131	100.131	
	41 1,2-dichloroethane	62	Compound Not Detected.						
	42 benzene	78	Compound Not Detected.						
*	43 fluorobenzene	96	9.175	9.175	(1.000)	801416	100.000		
	44 trichloroethene	95	Compound Not Detected.						

	Compounds	QUANT SIG MASS	RT	EXP RT	REL RT	RESPONSE	CONCENTRATIONS ON-COLUMN (ngs)	CONCENTRATIONS FINAL (ngs)	REVIEW CODE
	46 methyl cyclohexane	83	Compound Not Detected.						
	47 1,2-dichloropropane	63	Compound Not Detected.						
	48 bromodichloromethane	83	Compound Not Detected.						
	49 1,4-dioxane	88	Compound Not Detected.						
	52 4-methyl-2-pentanone	58	Compound Not Detected.						
	53 cis-1,3-dichloropropene	75	Compound Not Detected.						
$	55 toluene-d8	98	11.380	11.379	(0.834)	786983	97.9176	97.917	
	56 toluene	92	Compound Not Detected.						
	58 trans-1,3-dichloropropene	75	Compound Not Detected.						
	59 1,1,2-trichloroethane	83	Compound Not Detected.						
	60 2-hexanone	43	Compound Not Detected.						
	62 tetrachloroethene	166	Compound Not Detected.						
	63 chlorodibromomethane	129	Compound Not Detected.						
	64 1,2-dibromoethane	107	Compound Not Detected.						
*	65 chlorobenzene-d5	117	13.645	13.645	(1.000)	488660	100.000		
	66 chlorobenzene	112	Compound Not Detected.						
	68 ethyl benzene	91	Compound Not Detected.						
	69 p/m xylene	106	Compound Not Detected.						
	70 o xylene	106	Compound Not Detected.						
	71 styrene	104	Compound Not Detected.						
	72 isopropylbenzene	105	Compound Not Detected.						
	73 bromoform	173	Compound Not Detected.						
	75 1,1,2,2,-tetrachloroethane	83	Compound Not Detected.						
$	76 4-bromofluorobenzene	95	15.539	15.531	(0.890)	311786	97.6256	97.625	
	89 1,3-dichlorobenzene	146	Compound Not Detected.						
*	90 1,4-dichlorobenzene-d4	152	17.466	17.465	(1.000)	221268	100.000		
	91 1,4-dichlorobenzene	146	Compound Not Detected.						
	94 1,2-dichlorobenzene	146	Compound Not Detected.						
	96 1,2-dibromo-3-chloropropane	75	Compound Not Detected.						
	98 1,2,4-trichlorobenzene	180	Compound Not Detected.						
	101 1,2,3-trichlorobenzene	180	Compound Not Detected.						

Alpha Analytical Labs

gc/ms voa

Data file : \\Orgserv2\ff\chem\GCMSVOA\Gonzo.i\140307N.b\0307N04.D
Lab Smp Id:
Inj Date : 08-MAR-2014 00:30
Operator : PD Inst ID: Gonzo.i
Smp Info : wg674549-3,31,10
Misc Info : wg674549,ical9177
Comment :
Method : \\Orgserv2\ff\chem\GCMSVOA\Gonzo.i\140307N.b\v10ml8260.m
Meth Date : 10-Mar-2014 09:33 pduczmalew Quant Type: ISTD
Cal Date : 13-FEB-2014 17:42 Cal File: 0213A09.D
Als bottle: 40
Dil Factor: 1.00000
Integrator: HP RTE Compound Sublist: NJTCLtba.sub
Target Version: 4.12
Processing Host: VIRTUALXP-76524

- NO TENTATIVELY IDENTIFIED COMPOUNDS -

Alpha Analytical Labs

INTERNAL STANDARD COMPOUNDS
AREA AND RT SUMMARY

Instrument ID: Gonzo.i
Calibration Date: 07-MAR-2014
Lab File ID: 0307N04.D
Calibration Time: 22:42
Lab Smp Id:
Analysis Type: VOA
Level: LOW
Quant Type: ISTD
Sample Type: WATER
Operator: PD
Method File: \\Orgserv2\ff\chem\GCMSVOA\Gonzo.i\140307N.b\v10ml8260.m
Misc Info: wg674549,ical9177

Test Mode:
Use Last Continuing Calibrator.
If Continuing Cal. use Initial Cal. Level 3

		AREA LIMIT			
COMPOUND	STANDARD	LOWER	UPPER	SAMPLE	%DIFF
43 fluorobenzene	756029	378015	1512058	801416	6.00
65 chlorobenzene-d5	488268	244134	976536	488660	0.08
90 1,4-dichlorobenze	235482	117741	470964	221268	-6.04

		RT LIMIT			
COMPOUND	STANDARD	LOWER	UPPER	SAMPLE	%DIFF
43 fluorobenzene	9.18	8.68	9.68	9.18	0.01
65 chlorobenzene-d5	13.65	13.15	14.15	13.65	0.00
90 1,4-dichlorobenze	17.47	16.97	17.97	17.47	0.00

AREA UPPER LIMIT = +100% of internal standard area.
AREA LOWER LIMIT = - 50% of internal standard area.
RT UPPER LIMIT = + 0.50 minutes of internal standard RT.
RT LOWER LIMIT = - 0.50 minutes of internal standard RT.

Alpha Analytical Labs

RECOVERY REPORT

Client Name: Client SDG: SDGa00267
Sample Matrix: LIQUID Fraction: VOA
Lab Smp Id:
Level: LOW Operator: PD
Data Type: MS DATA SampleType: SAMPLE
SpikeList File: curveall.spk Quant Type: ISTD
Sublist File: NJTCLtba.sub
Method File: \\Orgserv2\ff\chem\GCMSVOA\Gonzo.i\140307N.b\v10ml8260.m
Misc Info: wg674549,ical9177

SURROGATE COMPOUND	AMOUNT ADDED ngs	AMOUNT RECOVERED ngs	% RECOVERED	LIMITS
$ 34 dibromofluorometha	100.000	101.257	101.26	70-130
$ 40 1,2-dichloroethane	100.000	100.131	100.13	70-130
$ 55 toluene-d8	100.000	97.917	97.92	70-130
$ 76 4-bromofluorobenze	100.000	97.625	97.63	70-130

Data File: \\Orgserv2\ff\chem\GCMSVOA\Gonzo.i\140307N.b\0307N04.D
Date : 08-MAR-2014 00:30
Client ID:
Sample Info: wg674549-3,31,10
Purge Volume: 10.0
Column phase: Rtx-502.2

Instrument: Gonzo.i
Operator: PD
Column diameter: 0.18

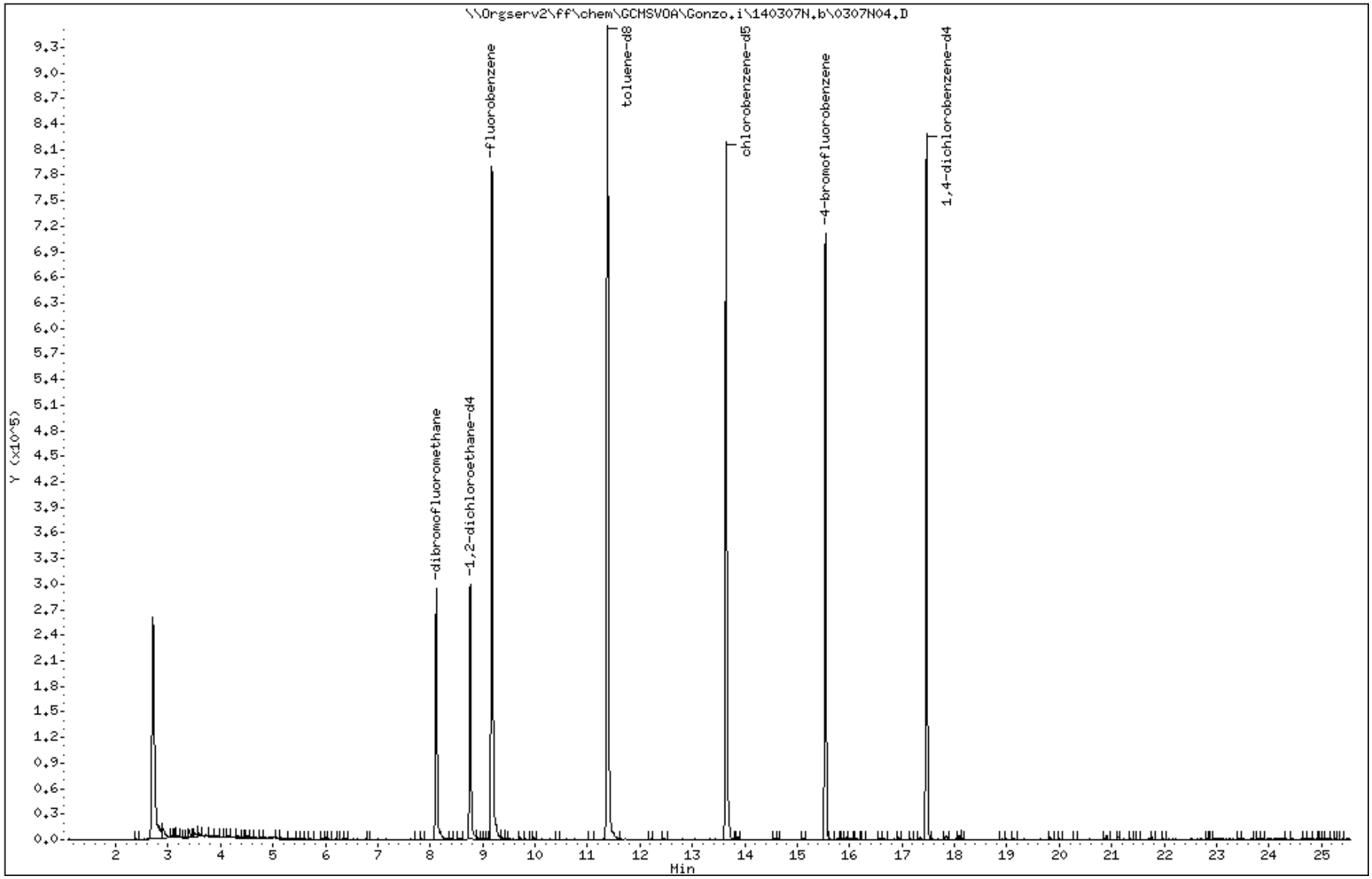

Alpha Analytical Labs

Manual Integration

Sample Info	: wg674549-3,31,10 wg674549,ical9177		
Instrument ID	: Gonzo.i		
Method	: v10ml8260.m		
File	: 0307N04.D		
Injection Date	: 08-MAR-2014 00:30		
Quantitation	: ISTD	Integrator : HP RTE	
Dilution Factor	: 1.00	Sample Type: SAMPLE	

There are no manual integrations in this file.

ALPHA ANALYTICAL

World Class Chemistry

www.alphalab.com



Lab Number: L1406036

Client: Tetra Tech GEO

ATTN: Steve Feldmann

Project Name: LOCKHEED N. PLAINFIELD

Project Number: 117-0507600

The original project report/data package is held by Alpha Analytical. This report/data package is paginated and should be reproduced only in its entirety. Alpha Analytical holds no responsibility for results and/or data that are not consistent with the original.

ANALYTICAL DATA PACKAGE FOR THE
NEW JERSEY DEPARTMENT OF ENVIRONMENTAL PROTECTION
TRENTON NEW JERSEY 08625

Agency/Division:	**Bureau/Office:**
Project No: 117-0507600	**Contract No:**
Laboratory: Alpha Analytical	**Laboratory Location:** Westborough, Ma.
	Laboratory Phone Number: (508) 898-9220
SDG No: L1406036	**NJDEP Certification #:** MA935
Date of First Sample Receipt: 03/21/2014	**Date of Last Sample Receipt:** 03/21/2014

Agency Sample Number	Laboratory Sample Number	Sample Location	Date/Time of Collection
MW-506S	L1406036-01	LOCKHEED N. PLAINFIELD	03/20/2014 07:55
MW-506I	L1406036-02	LOCKHEED N. PLAINFIELD	03/20/2014 08:00
MW-1S	L1406036-03	LOCKHEED N. PLAINFIELD	03/20/2014 08:20
MW-1I	L1406036-04	LOCKHEED N. PLAINFIELD	03/20/2014 08:25
MW-508S	L1406036-05	LOCKHEED N. PLAINFIELD	03/20/2014 08:40
MW-508D	L1406036-06	LOCKHEED N. PLAINFIELD	03/20/2014 08:45
MW-507S	L1406036-07	LOCKHEED N. PLAINFIELD	03/20/2014 09:00
MW-507I	L1406036-08	LOCKHEED N. PLAINFIELD	03/20/2014 09:05
MW-549S	L1406036-09	LOCKHEED N. PLAINFIELD	03/20/2014 09:15
MW-549I	L1406036-10	LOCKHEED N. PLAINFIELD	03/20/2014 09:20
MW-532S	L1406036-11	LOCKHEED N. PLAINFIELD	03/20/2014 09:30
MW-532D	L1406036-12	LOCKHEED N. PLAINFIELD	03/20/2014 09:35
MW-501S	L1406036-13	LOCKHEED N. PLAINFIELD	03/20/2014 09:50
MW-501I	L1406036-14	LOCKHEED N. PLAINFIELD	03/20/2014 09:55
MW-503S	L1406036-15	LOCKHEED N. PLAINFIELD	03/20/2014 10:05
MW-503I	L1406036-16	LOCKHEED N. PLAINFIELD	03/20/2014 10:10
MW-550S	L1406036-17	LOCKHEED N. PLAINFIELD	03/20/2014 10:15
MW-550I	L1406036-18	LOCKHEED N. PLAINFIELD	03/20/2014 10:20
MW-502S	L1406036-19	LOCKHEED N. PLAINFIELD	03/20/2014 10:30
MW-502I	L1406036-20	LOCKHEED N. PLAINFIELD	03/20/2014 10:35
MW-546S	L1406036-21	LOCKHEED N. PLAINFIELD	03/20/2014 10:45

ANALYTICAL DATA PACKAGE FOR THE
NEW JERSEY DEPARTMENT OF ENVIRONMENTAL PROTECTION
TRENTON NEW JERSEY 08625

Agency/Division:	**Bureau/Office:**
Project No: 117-0507600	**Contract No:**
Laboratory: Alpha Analytical	**Laboratory Location:** Westborough, Ma.
	Laboratory Phone Number: (508) 898-9220
SDG No: L1406036	**NJDEP Certification #:** MA935
Date of First Sample Receipt: 03/21/2014	**Date of Last Sample Receipt:** 03/21/2014

MW-546I	L1406036-22	LOCKHEED N. PLAINFIELD	03/20/2014 10:50
MW-546D	L1406036-23	LOCKHEED N. PLAINFIELD	03/20/2014 10:55
MW-3D	L1406036-24	LOCKHEED N. PLAINFIELD	03/20/2014 11:10
PZ-522S	L1406036-25	LOCKHEED N. PLAINFIELD	03/20/2014 12:45
PZ-522I	L1406036-26	LOCKHEED N. PLAINFIELD	03/20/2014 12:50
PZ-522D	L1406036-27	LOCKHEED N. PLAINFIELD	03/20/2014 12:55
MW-547S	L1406036-28	LOCKHEED N. PLAINFIELD	03/20/2014 13:00
MW-547I	L1406036-29	LOCKHEED N. PLAINFIELD	03/20/2014 13:05
MW-547D	L1406036-30	LOCKHEED N. PLAINFIELD	03/20/2014 13:10
PZ-521S	L1406036-31	LOCKHEED N. PLAINFIELD	03/20/2014 13:25
PZ-521I	L1406036-32	LOCKHEED N. PLAINFIELD	03/20/2014 13:30
MW-505S	L1406036-33	LOCKHEED N. PLAINFIELD	03/20/2014 13:35
MW-505I	L1406036-34	LOCKHEED N. PLAINFIELD	03/20/2014 13:40
MW-2I	L1406036-35	LOCKHEED N. PLAINFIELD	03/20/2014 14:05
MW-2D	L1406036-36	LOCKHEED N. PLAINFIELD	03/20/2014 14:10
MW-545S	L1406036-37	LOCKHEED N. PLAINFIELD	03/20/2014 14:45
MW-545I	L1406036-38	LOCKHEED N. PLAINFIELD	03/20/2014 14:50
MW-545D	L1406036-39	LOCKHEED N. PLAINFIELD	03/20/2014 14:55
MW-544S	L1406036-40	LOCKHEED N. PLAINFIELD	03/20/2014 15:15
MW-544I	L1406036-41	LOCKHEED N. PLAINFIELD	03/20/2014 15:20
MW-544D	L1406036-42	LOCKHEED N. PLAINFIELD	03/20/2014 15:25

ANALYTICAL DATA PACKAGE FOR THE
NEW JERSEY DEPARTMENT OF ENVIRONMENTAL PROTECTION
TRENTON NEW JERSEY 08625

Agency/Division:	**Bureau/Office:**
Project No: 117-0507600	**Contract No:**
Laboratory: Alpha Analytical	**Laboratory Location:** Westborough, Ma.
	Laboratory Phone Number: (508) 898-9220
SDG No: L1406036	**NJDEP Certification #:** MA935
Date of First Sample Receipt: 03/21/2014	**Date of Last Sample Receipt:** 03/21/2014

PZ-524S	L1406036-43	LOCKHEED N. PLAINFIELD	03/20/2014 15:35
PZ-524I	L1406036-44	LOCKHEED N. PLAINFIELD	03/20/2014 15:40
PZ-524D	L1406036-45	LOCKHEED N. PLAINFIELD	03/20/2014 15:45
FIELD BLANK-032014	L1406036-46	LOCKHEED N. PLAINFIELD	03/20/2014 16:00
TRIP BLANK	L1406036-47	LOCKHEED N. PLAINFIELD	03/19/2014 00:00
DUP-01	L1406036-48	LOCKHEED N. PLAINFIELD	03/20/2014 00:00
DUP-02	L1406036-49	LOCKHEED N. PLAINFIELD	03/20/2014 00:00
DUP-03	L1406036-50	LOCKHEED N. PLAINFIELD	03/20/2014 00:00
DUP-04	L1406036-51	LOCKHEED N. PLAINFIELD	03/20/2014 00:00
DUP-05	L1406036-52	LOCKHEED N. PLAINFIELD	03/20/2014 00:00
SW-1	L1406036-53	LOCKHEED N. PLAINFIELD	03/21/2014 10:10
SW-2	L1406036-54	LOCKHEED N. PLAINFIELD	03/21/2014 09:55
SW-3	L1406036-55	LOCKHEED N. PLAINFIELD	03/21/2014 09:40
SW-4	L1406036-56	LOCKHEED N. PLAINFIELD	03/21/2014 09:15
DUP-06	L1406036-57	LOCKHEED N. PLAINFIELD	03/21/2014 00:00

I certify that this data package is in compliance with the terms and conditions of this contract, both technically and for completeness, for other than the conditions detailed above. Release of the data contained in this hardcopy data package and in the computer-readable data submitted on disk or electronically has been authorized by the laboratory director or his/her designee, as verified by the following signature.

Technical Director/Representative (Typed)	Kelly Stenstrom	03/31/14
Technical Director/Representative (Signature)	 Kelly Stenstrom	

Table of Contents

New Jersey Reduced Data Deliverable Package 1
- Title Page 2
- Table of Contents 5
- Chain of Custody 7
  - External Chain of Custody 8
  - Lims COC (LN01) 14
  - Sample Receipt Tracking Report 23
- Methodology Review 46
  - Method References 47
- Laboratory Chronicle 48
  - Sample Receipt and Container Information 49
- Conformance/Non-Conformance Summary 55
  - Conformance/Non-Conformance Summary Report 56
- Organics Analysis 58
  - GCMS 8260 Analysis 59
    - Sample Results Summary 60
      - Form 1 - Organics 61
    - Tune Results Summary 249
      - Form 5 - Organics 250
    - Blank Results Summary 259
      - Form 4 - Organics 260
    - Standards Data Summary 265
      - Form 6 - Organics 266
      - Form 7 - Organics 316
    - Surrogate Summary 331
      - Form 2 - Organics 332
    - Batch QC Summary 335
      - Form 3 - Organics 336
    - Internal Standard Summary 358
      - Form 8 - Organics 359
    - Chromatograms 365
      - Sample Raw Data 366
        - MW-502I (L1406036-20) Analyzed: 03/28/14 23:41 367
        - MW-546S (L1406036-21) Analyzed: 03/29/14 00:17 377
        - PZ-521S (L1406036-31) Analyzed: 03/29/14 13:29 385
        - MW-506S (L1406036-01) Analyzed: 03/29/14 13:46 397
        - PZ-521I (L1406036-32) Analyzed: 03/29/14 13:57 406
        - MW-503S (L1406036-15) Analyzed: 03/29/14 14:08 417
        - MW-506I (L1406036-02) Analyzed: 03/29/14 14:22 429
        - MW-505S (L1406036-33) Analyzed: 03/29/14 14:26 442
        - MW-503I (L1406036-16) Analyzed: 03/29/14 14:42 451
        - MW-505I (L1406036-34) Analyzed: 03/29/14 14:55 462
        - MW-1S (L1406036-03) Analyzed: 03/29/14 14:58 471
        - MW-550S (L1406036-17) Analyzed: 03/29/14 15:17 484
        - MW-2I (L1406036-35) Analyzed: 03/29/14 15:24 494
        - MW-1I (L1406036-04) Analyzed: 03/29/14 15:34 506
        - MW-550I (L1406036-18) Analyzed: 03/29/14 15:52 521
        - MW-2D (L1406036-36) Analyzed: 03/29/14 15:53 534
        - MW-508S (L1406036-05) Analyzed: 03/29/14 16:10 543
        - MW-545S (L1406036-37) Analyzed: 03/29/14 16:22 556

Table of Contents

MW-502S (L1406036-19) Analyzed: 03/29/14 16:27 565
MW-508D (L1406036-06) Analyzed: 03/29/14 16:47 577
MW-545I (L1406036-38) Analyzed: 03/29/14 16:51 589
MW-546I (L1406036-22) Analyzed: 03/29/14 17:02 600
MW-545D (L1406036-39) Analyzed: 03/29/14 17:19 610
MW-507S (L1406036-07) Analyzed: 03/29/14 17:23 622
MW-546D (L1406036-23) Analyzed: 03/29/14 17:37 633
MW-544S (L1406036-40) Analyzed: 03/29/14 17:48 644
MW-507I (L1406036-08) Analyzed: 03/29/14 17:59 653
MW-3D (L1406036-24) Analyzed: 03/29/14 18:12 667
MW-544I (L1406036-41) Analyzed: 03/29/14 18:17 676
MW-549S (L1406036-09) Analyzed: 03/29/14 18:35 685
PZ-522S (L1406036-25) Analyzed: 03/29/14 18:46 697
MW-544D (L1406036-42) Analyzed: 03/29/14 18:46 705
MW-532S (L1406036-11) Analyzed: 03/29/14 19:12 714
PZ-524S (L1406036-43) Analyzed: 03/29/14 19:14 726
PZ-522I (L1406036-26) Analyzed: 03/29/14 19:21 735
PZ-524I (L1406036-44) Analyzed: 03/29/14 19:43 748
MW-532D (L1406036-12) Analyzed: 03/29/14 19:47 761
PZ-522D (L1406036-27) Analyzed: 03/29/14 19:56 774
PZ-524D (L1406036-45) Analyzed: 03/29/14 20:12 784
MW-501S (L1406036-13) Analyzed: 03/29/14 20:24 796
MW-547S (L1406036-28) Analyzed: 03/29/14 20:31 807
FIELD BLANK-032014 (L1406036-46) Analyzed: 03/29/14 20:41 822
MW-501I (L1406036-14) Analyzed: 03/29/14 21:00 831
MW-547I (L1406036-29) Analyzed: 03/29/14 21:06 841
TRIP BLANK (L1406036-47) Analyzed: 03/29/14 21:10 851
MW-549I (L1406036-10) Analyzed: 03/29/14 21:36 859
DUP-02 (L1406036-49) Analyzed: 03/29/14 21:39 871
MW-547D (L1406036-30) Analyzed: 03/29/14 21:41 882
DUP-03 (L1406036-50) Analyzed: 03/29/14 22:08 890
DUP-01 (L1406036-48) Analyzed: 03/29/14 22:13 900
DUP-04 (L1406036-51) Analyzed: 03/29/14 22:36 911
DUP-05 (L1406036-52) Analyzed: 03/30/14 22:10 922
SW-1 (L1406036-53) Analyzed: 03/30/14 22:44 935
SW-2 (L1406036-54) Analyzed: 03/30/14 23:19 943
SW-3 (L1406036-55) Analyzed: 03/30/14 23:54 951
SW-4 (L1406036-56) Analyzed: 03/31/14 00:29 959
DUP-06 (L1406036-57) Analyzed: 03/31/14 01:04 969
Method Blank Raw Data 979
Laboratory Method Bl (WG678883-3) Analyzed: 03/28/14 23:05 980
Laboratory Method Bl (WG678895-3) Analyzed: 03/29/14 12:33 987
Laboratory Method Bl (WG678962-3) Analyzed: 03/29/14 12:58 996
Laboratory Method Bl (WG678899-3) Analyzed: 03/29/14 13:00 1003
Laboratory Method Bl (WG679027-3) Analyzed: 03/30/14 18:05 1010

Chain of Custody

NJ CHAIN OF CUSTODY

PAGE 1 OF 6

Date Rec'd in Lab: 3/22/14

ALPHA Job #: L1406036

ALPHA ANALYTICAL
WESTBORO, MA
8 Walkup Drive
TEL: 508-898-9220
FAX: 508-898-9193

MANSFIELD, MA
320 Forbes Blvd
TEL: 508-822-9300
FAX: 508-822-3288

Client Information

Client: Tetra Tech
Address: One Salem Square, 295 Rte 22E, Suite 104E
Whitehouse Station, NJ 08889
Phone: (908) 534-2303
Fax: (908) 534-4709
Email: Steve.Feldmann@TetraTech.com

☐ These samples have been previously analyzed by Alpha

Project Information

Project Name: LOCKHEED N. PLAINFIELD
Project Location: N. PLAINFIELD
Project #: 117-0507600
Project Manager: Steve Feldmann
ALPHA Quote #:

Turn-Around Time

☒ Standard ☐ RUSH (only confirmed if pre-approved!)

Date Due: 3/28/14 Time:

Report Type

☐ Data Summary ☐ NJ Full
☒ NJ Reduced ☐ Other

Regulatory Requirements

☐ SRS-Residential/Non Residential
☐ SRS-Impact To Groundwater
☒ NJ Ground Water Quality Standards
☐ Other

Billing Information

☒ Same as Client info PO #: 117-0507600

Site Information

Is this site impacted by Petroleum?
Yes / No (circle one)
(Please indicate Petroleum Product - See Table 2-1 on reverse side)
Petroleum Product:

Are any samples for waste disposal?
Yes / No (circle one)
(Please indicate which samples below in Sample Specific Comments field)

For EPH you MUST indicate Category 1 or 2. Please check one of the following:

☐ Category 1 ☐ Category 2

ANALYSIS: TCL VOCs 15

SAMPLE HANDLING
Filtration
☐ Done
☒ Not needed
☐ Lab to do
Preservation
☐ Lab to do
(Please specify below)

ALPHA Lab ID (Lab Use Only)	Sample ID	Collection Date	Collection Time	Sample Matrix	Sampler's Initials	TCL VOCs 15	Sample Specific Comments	TOTAL # BOTTLES
06036 1	MW-506S	3/20/14	0755	GW	RW/AK	X		
2	MW-506I		0800			X		
3	MW-1S		0820			X		
4	MW-1I		0825			X		
5	MW-508S		0840			X		
6	MW-508D		0845			X		
7	MW-507S		0900			X		
8	MW-507I		0905			X		
9	MW-549S		0915			X		
10	MW-549I		0920			X		

Preservative Code:
A = None
B = HCl
C = HNO3
D = H2SO4
E = NaOH
F = MeOH
G = NaHSO4
H = Other

Westboro: Certification No: MA935
Mansfield: Certification No: MA015

Container Type	V
Preservative	B

Relinquished By:	Date/Time	Received By:	Date/Time
[signature]	3/21/14 16:20	[signature]	3/21/14 16:20
[signature]	3/21/14 20:03	Abdul Maluby	3/21/14 20:03
Abdul Maluby	3/22/14 0130	[signature]	3/22/14 0130

Please print clearly, legibly and completely. Samples can not be logged in and turnaround time clock will not start until any ambiguities are resolved. All samples submitted are subject to Alpha's Terms and Conditions. See reverse side.

FORM NO: 01-14 (rev. 30-AUG-10)

NJ CHAIN OF CUSTODY

PAGE 2 OF 6

Date Rec'd in Lab: 3/22/14

ALPHA Job #: L1406036

WESTBORO, MA
8 Walkup Drive
TEL: 508-898-9220
FAX: 508-898-9193

MANSFIELD, MA
320 Forbes Blvd
TEL: 508-822-9300
FAX: 508-822-3288

Client Information

Client: Tetra Tech

Address: One Salem Square, 240 Rte 22 E, Suite 109C
Whitehouse Station NJ, 08889

Phone: (908) 534-2203

Fax: (908) 534-4709

Email: Steve.Feldmann@TetraTech.com

☐ These samples have been previously analyzed by Alpha

Project Information

Project Name: Lockheed N. Plainfield

Project Location: N. Plainfield

Project #: 117-05007600

Project Manager: Steve Feldmann

ALPHA Quote #:

Turn-Around Time

☑ Standard ☐ RUSH (only confirmed if pre-approved!)

Date Due: 3/28/14 Time:

Report Type

☐ Data Summary ☐ NJ Full

☑ NJ Reduced ☐ Other

Regulatory Requirements

☐ SRS-Residential/Non Residential

☐ SRS-Impact To Groundwater

☑ NJ Ground Water Quality Standards

☐ Other

Billing Information

☑ Same as Client info PO #: 117-05076aa

Site Information

Is this site impacted by Petroleum?
Yes (No) (circle one)
(Please indicate Petroleum Product - See Table 2-1 on reverse side)

Petroleum Product:

Are any samples for waste disposal?
Yes (No) (circle one)
(Please indicate which samples below in Sample Specific Comments field)

For EPH you MUST indicate Category 1 or 2. Please check one of the following:

☐ Category 1 ☐ Category 2

ANALYSIS: TCL VOCs I,5

SAMPLE HANDLING

Filtration
☐ Done
☑ Not needed
☐ Lab to do
Preservation
☐ Lab to do
(Please specify below)

ALPHA Lab ID (Lab Use Only)	Sample ID	Collection Date	Collection Time	Sample Matrix	Sampler's Initials	TCL VOCs I,5	Sample Specific Comments	TOTAL # BOTTLES
06036 11	MW-532S	3/20/14	0930	GW	TCV/AK	X		
12	MW-532D		0925			X		
13	MW-501S		0950			X		
14	MW-501I		0955			X		
15	MW-303S		1005			X		
16	MW-503I		1010			X		
17	MW-550S		1015			X		
18	MW-550I		1020			X		
19	MW-502S		1030			X		
20	MW-502I		1035			X		
					Container Type	V		
					Preservative	B		

Preservative Code:
A = None
B = HCl
C = HNO3
D = H2SO4
E = NaOH
F = MeOH
G = NaHSO4
H = Other

Westboro: Certification No: MA935
Mansfield: Certification No: MA015

Relinquished By:	Date/Time	Received By:	Date/Time
	3/21/14 16:20		3/21/14 16:20
Abdul Mushtaq	3/22/14 01:30		3/22/14 01:30

Please print clearly, legibly and completely. Samples can not be logged in and turnaround time clock will not start until any ambiguities are resolved. All samples submitted are subject to Alpha's Terms and Conditions. See reverse side.

FORM NO: 01-14 (rev. 30-AUG-10)

NJ CHAIN OF CUSTODY

PAGE 3 OF 6

ALPHA TECHNICAL

WESTBORO, MA
8 Walkup Drive
TEL: 508-898-9220
FAX: 508-898-9193

MANSFIELD, MA
320 Forbes Blvd
TEL: 508-822-9300
FAX: 508-822-3288

Date Rec'd In Lab: 3/22/14

ALPHA Job #: L1406036

Client Information

Client: TetraTech

Address: One Salem Square 295 Rte 22E, Suite 104E
Whitehouse Station, NJ 08889

Phone: (908) 534-2303

Fax: (908) 534-4709

Email: Steve.Feldmann@TetraTech.com

☐ These samples have been previously analyzed by Alpha

Project Information

Project Name: Lockheed N. Plainfield

Project Location: N. Plainfield

Project #: 117-0507600

Project Manager: Steve Feldmann

ALPHA Quote #:

Turn-Around Time

☑ Standard ☐ RUSH (only confirmed if pre-approved!)

Date Due: 3/28/14 Time:

Report Type

☐ Data Summary ☐ NJ Full

☑ NJ Reduced ☐ Other

Regulatory Requirements

☐ SRS-Residential/Non Residential

☐ SRS-Impact To Groundwater

☑ NJ Ground Water Quality Standards

☐ Other

Billing Information

☑ Same as Client info PO #: 117-0507600

Site Information

Is this site impacted by Petroleum?
Yes / No (circle one)
(Please indicate Petroleum Product - See Table 2-1 on reverse side)

Petroleum Product:

Are any samples for waste disposal?
Yes / No (circle one)
(Please indicate which samples below in Sample Specific Comments field)

For EPH you MUST indicate Category 1 or 2. Please check one of the following:

☐ Category 1 ☐ Category 2

ANALYSIS: TCL VOCs

SAMPLE HANDLING

Filtration
☐ Done
☑ Not needed
☐ Lab to do
Preservation
☐ Lab to do
(Please specify below)

ALPHA Lab ID (Lab Use Only)	Sample ID	Collection Date	Collection Time	Sample Matrix	Sampler's Initials	TCL VOCs	Sample Specific Comments	TOTAL # BOTTLES
06036-21	MW-546S	3/20/14	1045	GW	RW/AX	X		
22	MW-546I		1050			X		
23	MW-546D		1055			X		
24	MW-3D		1110			X		
25	PZ-522S		1245			X		
26	PZ-522I		1250			X		
27	PZ-522D		1255			X		
28	~~5~~ MW-547S		1300			X		
29	MW-547I		1305			X		
30	MW-547D		1310			X		

NJ CHAIN OF CUSTODY

PAGE 4 OF 6

Date Rec'd In Lab: 3/22/14

ALPHA Job #: L1406036

ALPHA ANALYTICAL

WESTBORO, MA
8 Walkup Drive
TEL: 508-898-9220
FAX: 508-898-9193

MANSFIELD, MA
320 Forbes Blvd
TEL: 508-822-9300
FAX: 508-822-3288

Client Information

Client: Tetra Tech

Address: One Salem Square, 295 Rte 22 E, Suite 104E
Whitehouse Station NJ 08889

Phone: (908) 534-2303

Fax: (908) 534-4709

Email: steve.feldmann@TetraTech.com

☐ These samples have been previously analyzed by Alpha

Project Information

Project Name: Lockheed N. Plainfield

Project Location: N. Plainfield

Project #: 117-0507600

Project Manager: Steve Feldmann

ALPHA Quote #:

Turn-Around Time

☑ Standard ☐ RUSH (only confirmed if pre-approved!)

Date Due: 3/28/14 Time:

Report Type

☐ Data Summary ☐ NJ Full

☑ NJ Reduced ☐ Other

Regulatory Requirements

☐ SRS-Residential/Non Residential
☐ SRS-Impact To Groundwater
☑ NJ Ground Water Quality Standards

☐ Other

Billing Information

☑ Same as Client info PO #: 117-0507600

Site Information

Is this site impacted by Petroleum?
Yes / (No) (circle one)
(Please indicate Petroleum Product - See Table 2-1 on reverse side)

Petroleum Product:

Are any samples for waste disposal?
Yes / (No) (circle one)
(Please indicate which samples below in Sample Specific Comments field)

For EPH you MUST indicate Category 1 or 2. Please check one of the following:

☐ Category 1 ☐ Category 2

SAMPLE HANDLING

Filtration
☐ Done
☑ Not needed
☐ Lab to do
Preservation
☐ Lab to do
(Please specify below)

ALPHA Lab ID (Lab Use Only)	Sample ID	Collection Date	Collection Time	Sample Matrix	Sampler's Initials	ANALYSIS: TCL VOCs + 15	Sample Specific Comments	TOTAL # BOTTLES
06036 31	PZ-521S	3/20/14	1325	GW	RW/AK	X		
32	PZ-521I		1330			X		
33	MW-505S		1335			X		
34	MW-505I		1340			X		
35	MW-2I		1405			X		
36	MW-2D		1410			X		
37	MW-545S		1445			X		
38	MW-545I		1450			X		
39	MW-545D		1455			X		
	~~PZ-523I~~		1510			X		6

Container Type	V	
Preservative	B	

Preservative Code:
A = None
B = HCl
C = HNO3
D = H2SO4
E = NaOH
F = MeOH
G = NaHSO4
H = Other

Westboro: Certification No: MA935
Mansfield: Certification No: MA015

Relinquished By:	Date/Time	Received By:	Date/Time
	3/21/14 16:20		3/21/14 16:20
	3/21/14 20:00		3/21/14 20:00
	3/22/14 0130		3/22/14 0130

Please print clearly, legibly and completely. Samples can not be logged in and turnaround time clock will not start until any ambiguities are resolved. All samples submitted are subject to Alpha's Terms and Conditions. See reverse side.

FORM NO: 01-14 (rev. 30-AUG-10)

NJ CHAIN OF CUSTODY

PAGE 5 OF 6

Date Rec'd in Lab: 3/22/14

ALPHA Job #: L1406036

WESTBORO, MA
8 Walkup Drive
TEL: 508-898-9220
FAX: 508-898-9193

MANSFIELD, MA
320 Forbes Blvd
TEL: 508-822-9300
FAX: 508-822-3288

Client Information

Client: Tetra Tech

Address: One Salem Square, 295 Rte 22E, Suite 104S
Whitehouse Station, NJ 08889

Phone: (908) 534-2303

Fax: (908) 534-1709

Email: Steve.Feldmann@TetraTech.com

☐ These samples have been previously analyzed by Alpha

Project Information

Project Name: Lockheed N. Plainfield

Project Location: N. Plainfield

Project #: 117-0507600

Project Manager: Steve Feldmann

ALPHA Quote #:

Turn-Around Time

☑ Standard ☐ RUSH (only confirmed if pre-approved!)

Date Due: 3/28/14 Time:

Report Type

☐ Data Summary ☐ NJ Full

☑ NJ Reduced ☐ Other

Regulatory Requirements

☐ SRS-Residential/Non Residential

☐ SRS-Impact To Groundwater

☑ NJ Ground Water Quality Standards

☐ Other

Billing Information

☑ Same as Client info PO #: 117-0507600

Site Information

Is this site impacted by Petroleum?
Yes / No (circle one)
(Please indicate Petroleum Product - See Table 2-1 on reverse side)

Petroleum Product:

Are any samples for waste disposal?
Yes / No (circle one)
(Please indicate which samples below in Sample Specific Comments field)

For EPH you MUST indicate Category 1 or 2. Please check one of the following:

☐ Category 1 ☐ Category 2

ANALYSIS: TCL VOC + 15

SAMPLE HANDLING

Filtration
☐ Done
☑ Not needed
☐ Lab to do

Preservation
☐ Lab to do
(Please specify below)

ALPHA Lab ID (Lab Use Only)	Sample ID	Collection Date	Collection Time	Sample Matrix	Sampler's Initials	TCL VOC + 15	Sample Specific Comments	TOTAL # BOTTLES
0636 40	MW-544S	3/20/14	1515	GW	RW/AK	X		
41	MW-544I		1520			X		
42	MW-544D		1525			X		
43	PZ-524S		1535			X		
44	PZ-524I		1540			X		
45	PZ-524D		1545			X		
46	FieldBlank-032014	3/20/14	1600	GW	RW/AK	X		
47	Trip Blank	3/14/14	—	GW	—	X		
48	DUP-01	3/20/14	—	GW	RW/AK	X		
49	DUP-02	3/20/14	—	GW		X		
					Container Type	V		
					Preservative	B		

Preservative Code:
A = None
B = HCl
C = HNO3
D = H2SO4
E = NaOH
F = MeOH
G = NaHSO4
H = Other

Westboro: Certification No: MA935
Mansfield: Certification No: MA015

Relinquished By:	Date/Time	Received By:	Date/Time
	3/21/14 16:20		3/21/14 16:20
	3/21/14 20:22		3/21/14 20:22
	3/21/14 0130		3/22/14 0130

Please print clearly, legibly and completely. Samples can not be logged in and turnaround time clock will not start until any ambiguities are resolved. All samples submitted are subject to Alpha's Terms and Conditions. See reverse side.

FORM NO: 01-14 (rev. 30-AUG-10)

NJ CHAIN OF CUSTODY

PAGE 6 OF 6

Date Rec'd in Lab: 3/22/14

ALPHA Job #: L1406036

ALPHA ANALYTICAL
WESTBORO, MA
8 Walkup Drive
TEL: 508-898-9220
FAX: 508-898-9193

MANSFIELD, MA
320 Forbes Blvd
TEL: 508-822-9300
FAX: 508-822-3288

Client Information

Client: Tetra Tech
Address: One Salem Square, 295 Rte 22E, Suite 104E
Whitehouse Station, NJ 08889
Phone: (908) 534-2303
Fax: (908) 534-4709
Email: Steve.Feldmann@TetraTech.com

☐ These samples have been previously analyzed by Alpha

Project Information

Project Name: Lockheed N. Plainfield
Project Location: N. Plainfield
Project #: 117-0507600
Project Manager: Steve Feldmann
ALPHA Quote #:

Turn-Around Time

☑ Standard ☐ RUSH (only confirmed if pre-approved!)

Date Due: 3/28/14 Time:

Report Type

☐ Data Summary ☐ NJ Full
☑ NJ Reduced ☐ Other

Regulatory Requirements

☐ SRS-Residential/Non Residential
☐ SRS-Impact To Groundwater
☑ NJ Ground Water Quality Standards
☐ Other

Billing Information

☑ Same as Client info PO #: 117-0507600

Site Information

Is this site impacted by Petroleum?
Yes / No (circle one)
(Please indicate Petroleum Product - See Table 2-1 on reverse side)
Petroleum Product:

Are any samples for waste disposal?
Yes / No (circle one)
(Please indicate which samples below in Sample Specific Comments field)

For EPH you MUST indicate Category 1 or 2. Please check one of the following:

☐ Category 1 ☐ Category 2

SAMPLE HANDLING
Filtration
☐ Done
☑ Not needed
☐ Lab to do
Preservation
☐ Lab to do
(Please specify below)

ALPHA Lab ID (Lab Use Only)	Sample ID	Collection Date	Collection Time	Sample Matrix	Sampler's Initials	ANALYSIS TCL VOCs 7/15	Sample Specific Comments	TOTAL # BOTTLES
06036 50	DUP-03	3/20/14	—	GW	RW/AK	X		
51	DUP-04	↓	—	↓	↓	X		
52	DUP-05	↓	—	↓	↓	X		
53	SW-1	3/21/14	1010	SW	RW/AK	X		
54	SW-2	↓	0955	↓	↓	X		
55	SW-3	↓	0940	↓	↓	X		
56	SW-4	↓	0915	↓	↓	X		
57	DUP-06	↓	—	↓	↓	X		

Preservative Code:
A = None
B = HCl
C = HNO3
D = H2SO4
E = NaOH
F = MeOH
G = NaHSO4
H = Other

Westboro: Certification No: MA935
Mansfield: Certification No: MA015

Container Type	V
Preservative	B

Relinquished By:	Date/Time	Received By:	Date/Time
[signature]	3/21/14 16:20	[signature]	3/21/14 16:20
[signature]	3/21/14 16:03	[signature]	3/21/14 20:03
[signature]	3/22/14 01:30	[signature]	3/22/14 01:30

Please print clearly, legibly and completely. Samples can not be logged in and turnaround time clock will not start until any ambiguities are resolved. All samples submitted are subject to Alpha's Terms and Conditions. See reverse side.

FORM NO: 01-14 (rev. 30-AUG-10)

ALPHA ANALYTICAL LABORATORIES, INC.
LOGIN CHAIN OF CUSTODY REPORT
Mar 31 2014, 02:49 pm

Login Number: L1406036
Account: TETRA-NJ2 Tetra Tech GEOProject: 117-0507600
Received: 21MAR14 Due Date: 28MAR14

Sample #	Client ID	Mat	PR	Collected	Container
L1406036-01	MW-506S		1	S0 20MAR14 07:55	3-Vial-B

Lowest possible RLs - report multiple runs including lowest possible DF. NJ-RED Package Due Date: 03/28/14

NJ-8260,NJ-RED

L1406036-02	MW-506I		1	S0 20MAR14 08:00	3-Vial-B

Lowest possible RLs - report multiple runs including lowest possible DF. Package Due Date: 03/28/14

NJ-8260

L1406036-03	MW-1S		1	S0 20MAR14 08:20	3-Vial-B

Lowest possible RLs - report multiple runs including lowest possible DF. Package Due Date: 03/28/14

NJ-8260

L1406036-04	MW-1I		1	S0 20MAR14 08:25	3-Vial-B

Lowest possible RLs - report multiple runs including lowest possible DF. Package Due Date: 03/28/14

NJ-8260

L1406036-05	MW-508S		1	S0 20MAR14 08:40	3-Vial-B

Lowest possible RLs - report multiple runs including lowest possible DF. Package Due Date: 03/28/14

NJ-8260

L1406036-06	MW-508D		1	S0 20MAR14 08:45	3-Vial-B

Lowest possible RLs - report multiple runs including lowest possible DF. Package Due Date: 03/28/14

NJ-8260

L1406036-07	MW-507S		1	S0 20MAR14 09:00	3-Vial-B

Lowest possible RLs - report multiple runs including lowest possible DF. Package Due Date: 03/28/14

NJ-8260

ALPHA ANALYTICAL LABORATORIES, INC.
LOGIN CHAIN OF CUSTODY REPORT
Mar 31 2014, 02:49 pm

Login Number: L1406036
Account: TETRA-NJ2 Tetra Tech GEOProject: 117-0507600
Received: 21MAR14 Due Date: 28MAR14

Sample #	Client ID	Mat	PR	Collected	Container
L1406036-08	MW-507I		1	S0 20MAR14 09:05	3-Vial-B

Lowest possible RLs - report multiple runs including lowest possible DF. Package Due Date: 03/28/14
NJ-8260

Sample #	Client ID	Mat	PR	Collected	Container
L1406036-09	MW-549S		1	S0 20MAR14 09:15	3-Vial-B

Lowest possible RLs - report multiple runs including lowest possible DF. Package Due Date: 03/28/14
NJ-8260

Sample #	Client ID	Mat	PR	Collected	Container
L1406036-10	MW-549I		1	S0 20MAR14 09:20	3-Vial-B

Lowest possible RLs - report multiple runs including lowest possible DF. Package Due Date: 03/28/14
NJ-8260

Sample #	Client ID	Mat	PR	Collected	Container
L1406036-11	MW-532S		1	S0 20MAR14 09:30	3-Vial-B

Lowest possible RLs - report multiple runs including lowest possible DF. Package Due Date: 03/28/14
NJ-8260

Sample #	Client ID	Mat	PR	Collected	Container
L1406036-12	MW-532D		1	S0 20MAR14 09:35	3-Vial-B

Lowest possible RLs - report multiple runs including lowest possible DF. Package Due Date: 03/28/14
NJ-8260

Sample #	Client ID	Mat	PR	Collected	Container
L1406036-13	MW-501S		1	S0 20MAR14 09:50	3-Vial-B

Lowest possible RLs - report multiple runs including lowest possible DF. Package Due Date: 03/28/14
NJ-8260

Sample #	Client ID	Mat	PR	Collected	Container
L1406036-14	MW-501I		1	S0 20MAR14 09:55	3-Vial-B

Lowest possible RLs - report multiple runs including lowest possible DF. Package Due Date: 03/28/14
NJ-8260

ALPHA ANALYTICAL LABORATORIES, INC.
LOGIN CHAIN OF CUSTODY REPORT
Mar 31 2014, 02:49 pm

Login Number: L1406036
Account: TETRA-NJ2 Tetra Tech GEOProject: 117-0507600
Received: 21MAR14 Due Date: 28MAR14

Sample #	Client ID	Mat	PR	Collected	Container
L1406036-15	MW-503S		1	S0 20MAR14 10:05	3-Vial-B
Lowest possible RLs - report multiple runs including lowest possible DF. Package Due Date: 03/28/14					
NJ-8260					
L1406036-16	MW-503I		1	S0 20MAR14 10:10	3-Vial-B
Lowest possible RLs - report multiple runs including lowest possible DF. Package Due Date: 03/28/14					
NJ-8260					
L1406036-17	MW-550S		1	S0 20MAR14 10:15	3-Vial-B
Lowest possible RLs - report multiple runs including lowest possible DF. Package Due Date: 03/28/14					
NJ-8260					
L1406036-18	MW-550I		1	S0 20MAR14 10:20	3-Vial-B
Lowest possible RLs - report multiple runs including lowest possible DF. Package Due Date: 03/28/14					
NJ-8260					
L1406036-19	MW-502S		1	S0 20MAR14 10:30	3-Vial-B
Lowest possible RLs - report multiple runs including lowest possible DF. Package Due Date: 03/28/14					
NJ-8260					
L1406036-20	MW-502I		1	S0 20MAR14 10:35	3-Vial-B
Lowest possible RLs - report multiple runs including lowest possible DF. Package Due Date: 03/28/14					
NJ-8260					
L1406036-21	MW-546S		1	S0 20MAR14 10:45	3-Vial-B
Lowest possible RLs - report multiple runs including lowest possible DF. Package Due Date: 03/28/14					
NJ-8260					

ALPHA ANALYTICAL LABORATORIES, INC.
LOGIN CHAIN OF CUSTODY REPORT
Mar 31 2014, 02:49 pm

Login Number: L1406036
Account: TETRA-NJ2 Tetra Tech GEOProject: 117-0507600
Received: 21MAR14 Due Date: 28MAR14

Sample #	Client ID	Mat	PR	Collected	Container
L1406036-22	MW-546I		1	S0 20MAR14 10:50	3-Vial-B

Lowest possible RLs - report multiple runs including lowest possible DF. Package Due Date: 03/28/14

NJ-8260

Sample #	Client ID	Mat	PR	Collected	Container
L1406036-23	MW-546D		1	S0 20MAR14 10:55	3-Vial-B

Lowest possible RLs - report multiple runs including lowest possible DF. Package Due Date: 03/28/14

NJ-8260

Sample #	Client ID	Mat	PR	Collected	Container
L1406036-24	MW-3D		1	S0 20MAR14 11:10	3-Vial-B

Lowest possible RLs - report multiple runs including lowest possible DF. Package Due Date: 03/28/14

NJ-8260

Sample #	Client ID	Mat	PR	Collected	Container
L1406036-25	PZ-522S		1	S0 20MAR14 12:45	3-Vial-B

Lowest possible RLs - report multiple runs including lowest possible DF. Package Due Date: 03/28/14

NJ-8260

Sample #	Client ID	Mat	PR	Collected	Container
L1406036-26	PZ-522I		1	S0 20MAR14 12:50	3-Vial-B

Lowest possible RLs - report multiple runs including lowest possible DF. Package Due Date: 03/28/14

NJ-8260

Sample #	Client ID	Mat	PR	Collected	Container
L1406036-27	PZ-522D		1	S0 20MAR14 12:55	3-Vial-B

Lowest possible RLs - report multiple runs including lowest possible DF. Package Due Date: 03/28/14

NJ-8260

Sample #	Client ID	Mat	PR	Collected	Container
L1406036-28	MW-547S		1	S0 20MAR14 13:00	3-Vial-B

Lowest possible RLs - report multiple runs including lowest possible DF. Package Due Date: 03/28/14

NJ-8260

ALPHA ANALYTICAL LABORATORIES, INC.
LOGIN CHAIN OF CUSTODY REPORT
Mar 31 2014, 02:49 pm

Login Number: L1406036
Account: TETRA-NJ2 Tetra Tech GEOProject: 117-0507600
Received: 21MAR14 Due Date: 28MAR14

Sample #	Client ID	Mat	PR	Collected	Container
L1406036-29	MW-547I		1	S0 20MAR14 13:05	3-Vial-B
Lowest possible RLs - report multiple runs including lowest possible DF. Package Due Date: 03/28/14					
NJ-8260					
L1406036-30	MW-547D		1	S0 20MAR14 13:10	3-Vial-B
Lowest possible RLs - report multiple runs including lowest possible DF. Package Due Date: 03/28/14					
NJ-8260					
L1406036-31	PZ-521S		1	S0 20MAR14 13:25	3-Vial-B
Lowest possible RLs - report multiple runs including lowest possible DF. Package Due Date: 03/28/14					
NJ-8260					
L1406036-32	PZ-521I		1	S0 20MAR14 13:30	3-Vial-B
Lowest possible RLs - report multiple runs including lowest possible DF. Package Due Date: 03/28/14					
NJ-8260					
L1406036-33	MW-505S		1	S0 20MAR14 13:35	3-Vial-B
Lowest possible RLs - report multiple runs including lowest possible DF. Package Due Date: 03/28/14					
NJ-8260					
L1406036-34	MW-505I		1	S0 20MAR14 13:40	3-Vial-B
Lowest possible RLs - report multiple runs including lowest possible DF. Package Due Date: 03/28/14					
NJ-8260					
L1406036-35	MW-2I		1	S0 20MAR14 14:05	3-Vial-B
Lowest possible RLs - report multiple runs including lowest possible DF. Package Due Date: 03/28/14					
NJ-8260					

ALPHA ANALYTICAL LABORATORIES, INC.
LOGIN CHAIN OF CUSTODY REPORT
Mar 31 2014, 02:49 pm

Login Number: L1406036
Account: TETRA-NJ2 Tetra Tech GEOProject: 117-0507600
Received: 21MAR14 Due Date: 28MAR14

Sample #	Client ID	Mat	PR	Collected	Container
L1406036-36	MW-2D		1	S0 20MAR14 14:10	3-Vial-B

Lowest possible RLs - report multiple runs including lowest possible DF. Package Due Date: 03/28/14
NJ-8260

Sample #	Client ID	Mat	PR	Collected	Container
L1406036-37	MW-545S		1	S0 20MAR14 14:45	3-Vial-B

Lowest possible RLs - report multiple runs including lowest possible DF. Package Due Date: 03/28/14
NJ-8260

Sample #	Client ID	Mat	PR	Collected	Container
L1406036-38	MW-545I		1	S0 20MAR14 14:50	3-Vial-B

Lowest possible RLs - report multiple runs including lowest possible DF. Package Due Date: 03/28/14
NJ-8260

Sample #	Client ID	Mat	PR	Collected	Container
L1406036-39	MW-545D		1	S0 20MAR14 14:55	3-Vial-B

Lowest possible RLs - report multiple runs including lowest possible DF. Package Due Date: 03/28/14
NJ-8260

Sample #	Client ID	Mat	PR	Collected	Container
L1406036-40	MW-544S		1	S0 20MAR14 15:15	3-Vial-B

Lowest possible RLs - report multiple runs including lowest possible DF. Package Due Date: 03/28/14
NJ-8260

Sample #	Client ID	Mat	PR	Collected	Container
L1406036-41	MW-544I		1	S0 20MAR14 15:20	3-Vial-B

Lowest possible RLs - report multiple runs including lowest possible DF. Package Due Date: 03/28/14
NJ-8260

Sample #	Client ID	Mat	PR	Collected	Container
L1406036-42	MW-544D		1	S0 20MAR14 15:25	3-Vial-B

Lowest possible RLs - report multiple runs including lowest possible DF. Package Due Date: 03/28/14
NJ-8260

ALPHA ANALYTICAL LABORATORIES, INC.
LOGIN CHAIN OF CUSTODY REPORT
Mar 31 2014, 02:49 pm

Login Number: L1406036
Account: TETRA-NJ2 Tetra Tech GEOProject: 117-0507600
Received: 21MAR14 Due Date: 28MAR14

Sample #	Client ID	Mat	PR	Collected	Container
L1406036-43	PZ-524S		1	S0 20MAR14 15:35	3-Vial-B
Lowest possible RLs - report multiple runs including lowest possible DF. Package Due Date: 03/28/14					
NJ-8260					
L1406036-44	PZ-524I		1	S0 20MAR14 15:40	3-Vial-B
Lowest possible RLs - report multiple runs including lowest possible DF. Package Due Date: 03/28/14					
NJ-8260					
L1406036-45	PZ-524D		1	S0 20MAR14 15:45	3-Vial-B
Lowest possible RLs - report multiple runs including lowest possible DF. Package Due Date: 03/28/14					
NJ-8260					
L1406036-46	FIELD BLANK-032014		1	S0 20MAR14 16:00	3-Vial-B
Lowest possible RLs - report multiple runs including lowest possible DF. Package Due Date: 03/28/14					
NJ-8260					
L1406036-47	TRIP BLANK		1	S0 19MAR14 00:00	4-Vial-B
Lowest possible RLs - report multiple runs including lowest possible DF. Package Due Date: 03/28/14					
NJ-8260					
L1406036-48	DUP-01		1	S0 20MAR14 00:00	3-Vial-B
Lowest possible RLs - report multiple runs including lowest possible DF. Package Due Date: 03/28/14					
NJ-8260					
L1406036-49	DUP-02		1	S0 20MAR14 00:00	3-Vial-B
Lowest possible RLs - report multiple runs including lowest possible DF. Package Due Date: 03/28/14					
NJ-8260					

ALPHA ANALYTICAL LABORATORIES, INC.
LOGIN CHAIN OF CUSTODY REPORT
Mar 31 2014, 02:49 pm

Login Number: L1406036
Account: TETRA-NJ2 Tetra Tech GEOProject: 117-0507600
Received: 21MAR14 Due Date: 28MAR14

Sample #	Client ID	Mat	PR	Collected	Container
L1406036-50	DUP-03		1	S0 20MAR14 00:00	3-Vial-B
Lowest possible RLs - report multiple runs including lowest possible DF. Package Due Date: 03/28/14					
NJ-8260					
L1406036-51	DUP-04		1	S0 20MAR14 00:00	3-Vial-B
Lowest possible RLs - report multiple runs including lowest possible DF. Package Due Date: 03/28/14					
NJ-8260					
L1406036-52	DUP-05		1	S0 20MAR14 00:00	3-Vial-B
Lowest possible RLs - report multiple runs including lowest possible DF. Package Due Date: 03/28/14					
NJ-8260					
L1406036-53	SW-1		1	S0 21MAR14 10:10	3-Vial-B
Lowest possible RLs - report multiple runs including lowest possible DF. Package Due Date: 03/28/14					
NJ-8260					
L1406036-54	SW-2		1	S0 21MAR14 09:55	3-Vial-B
Lowest possible RLs - report multiple runs including lowest possible DF. Package Due Date: 03/28/14					
NJ-8260					
L1406036-55	SW-3		1	S0 21MAR14 09:40	3-Vial-B
Lowest possible RLs - report multiple runs including lowest possible DF. Package Due Date: 03/28/14					
NJ-8260					
L1406036-56	SW-4		1	S0 21MAR14 09:15	3-Vial-B
Lowest possible RLs - report multiple runs including lowest possible DF. Package Due Date: 03/28/14					
NJ-8260					

ALPHA ANALYTICAL LABORATORIES, INC.
LOGIN CHAIN OF CUSTODY REPORT
Mar 31 2014, 02:49 pm

Login Number: L1406036
Account: TETRA-NJ2 Tetra Tech GEOProject: 117-0507600
Received: 21MAR14 Due Date: 28MAR14

Sample #	Client ID	Mat	PR	Collected	Container
L1406036-57	DUP-06		1	S0 21MAR14 00:00	3-Vial-B

Lowest possible RLs - report multiple runs including lowest possible DF. Package Due Date: 03/28/14

NJ-8260

Logged By: Lan Tran

ALPHA ANALYTICAL LABORATORIES
Container Tracking Report

Container ID	Type	Status	Transaction Date	From Response	From Location	From Operator	To Response	To Location	To Operator
L1406036-01A	Vial-B	INTACT	29-MAR-14	GC/MS	GC/MS	Piotr Duczmalewski	CUSTODY	VOA DEAD FRIDGE	CUSTODY Piotr Duczmalewski
L1406036-01A	Vial-B	INTACT	28-MAR-14	CUSTODY	VOA CUSTODY	Przemyslaw Kaczorows	GC/MS	GC/MS	Przemyslaw Kaczorows
L1406036-01A	Vial-B	INTACT	22-MAR-14	CUSTODY	CUSTODY	Blake Buckalew	VOA CUSTODY	VOA CUSTODY	Blake Buckalew
L1406036-01A	Vial-B	INTACT	22-MAR-14	LOGIN	LOGIN	Lan Tran	CUSTODY	CUSTODY	Lan Tran
L1406036-01B	Vial-B	INTACT	24-MAR-14	GC/MS	GC/MS	Mike Vickery	CUSTODY	VOA DEAD FRIDGE	CUSTODY Mike Vickery
L1406036-01B	Vial-B	INTACT	24-MAR-14	CUSTODY	VOA CUSTODY	Mike Vickery	GC/MS	GC/MS	Mike Vickery
L1406036-01B	Vial-B	INTACT	22-MAR-14	CUSTODY	CUSTODY	Blake Buckalew	VOA CUSTODY	VOA CUSTODY	Blake Buckalew
L1406036-01B	Vial-B	INTACT	22-MAR-14	LOGIN	LOGIN	Lan Tran	CUSTODY	CUSTODY	Lan Tran
L1406036-01C	Vial-B	INTACT	22-MAR-14	CUSTODY	CUSTODY	Blake Buckalew	VOA CUSTODY	VOA CUSTODY	Blake Buckalew
L1406036-01C	Vial-B	INTACT	22-MAR-14	LOGIN	LOGIN	Lan Tran	CUSTODY	CUSTODY	Lan Tran
L1406036-02A	Vial-B	INTACT	29-MAR-14	GC/MS	GC/MS	Piotr Duczmalewski	CUSTODY	VOA DEAD FRIDGE	CUSTODY Piotr Duczmalewski
L1406036-02A	Vial-B	INTACT	28-MAR-14	CUSTODY	VOA CUSTODY	Przemyslaw Kaczorows	GC/MS	GC/MS	Przemyslaw Kaczorows
L1406036-02A	Vial-B	INTACT	22-MAR-14	CUSTODY	CUSTODY	Blake Buckalew	VOA CUSTODY	VOA CUSTODY	Blake Buckalew
L1406036-02A	Vial-B	INTACT	22-MAR-14	LOGIN	LOGIN	Lan Tran	CUSTODY	CUSTODY	Lan Tran
L1406036-02B	Vial-B	INTACT	24-MAR-14	GC/MS	GC/MS	Mike Vickery	CUSTODY	VOA DEAD FRIDGE	CUSTODY Mike Vickery
L1406036-02B	Vial-B	INTACT	24-MAR-14	CUSTODY	VOA CUSTODY	Mike Vickery	GC/MS	GC/MS	Mike Vickery
L1406036-02B	Vial-B	INTACT	22-MAR-14	CUSTODY	CUSTODY	Blake Buckalew	VOA CUSTODY	VOA CUSTODY	Blake Buckalew
L1406036-02B	Vial-B	INTACT	22-MAR-14	LOGIN	LOGIN	Lan Tran	CUSTODY	CUSTODY	Lan Tran
L1406036-02C	Vial-B	INTACT	22-MAR-14	CUSTODY	CUSTODY	Blake Buckalew	VOA CUSTODY	VOA CUSTODY	Blake Buckalew
L1406036-02C	Vial-B	INTACT	22-MAR-14	LOGIN	LOGIN	Lan Tran	CUSTODY	CUSTODY	Lan Tran
L1406036-03A	Vial-B	INTACT	29-MAR-14	GC/MS	GC/MS	Piotr Duczmalewski	CUSTODY	VOA DEAD FRIDGE	CUSTODY Piotr Duczmalewski
L1406036-03A	Vial-B	INTACT	28-MAR-14	CUSTODY	VOA CUSTODY	Przemyslaw Kaczorows	GC/MS	GC/MS	Przemyslaw Kaczorows
L1406036-03A	Vial-B	INTACT	22-MAR-14	CUSTODY	CUSTODY	Blake Buckalew	VOA CUSTODY	VOA CUSTODY	Blake Buckalew
L1406036-03A	Vial-B	INTACT	22-MAR-14	LOGIN	LOGIN	Lan Tran	CUSTODY	CUSTODY	Lan Tran
L1406036-03B	Vial-B	INTACT	24-MAR-14	GC/MS	GC/MS	Mike Vickery	CUSTODY	VOA DEAD FRIDGE	CUSTODY Mike Vickery

Container ID Type	Status	Transaction Date	From Response	Location	To Operator	Response	Location	Operator
L1406036-03B Vial-B	INTACT	24-MAR-14	CUSTODY	VOA CUSTODY	Mike Vickery	GC/MS	GC/MS	Mike Vickery
L1406036-03B Vial-B	INTACT	22-MAR-14	CUSTODY	CUSTODY	Blake Buckalew	VOA CUSTODY	VOA CUSTODY	Blake Buckalew
L1406036-03B Vial-B	INTACT	22-MAR-14	LOGIN	LOGIN	Lan Tran	CUSTODY	CUSTODY	Lan Tran
L1406036-03C Vial-B	INTACT	22-MAR-14	CUSTODY	CUSTODY	Blake Buckalew	VOA CUSTODY	VOA CUSTODY	Blake Buckalew
L1406036-03C Vial-B	INTACT	22-MAR-14	LOGIN	LOGIN	Lan Tran	CUSTODY	CUSTODY	Lan Tran
L1406036-04A Vial-B	INTACT	30-MAR-14	GC/MS	GC/MS	Marco Soares	CUSTODY	VOA DEAD FRIDGE	CUSTODY Marco Soares
L1406036-04A Vial-B	INTACT	28-MAR-14	CUSTODY	VOA CUSTODY	Przemyslaw Kaczorows	GC/MS	GC/MS	Przemyslaw Kaczorows
L1406036-04A Vial-B	INTACT	22-MAR-14	CUSTODY	CUSTODY	Blake Buckalew	VOA CUSTODY	VOA CUSTODY	Blake Buckalew
L1406036-04A Vial-B	INTACT	22-MAR-14	LOGIN	LOGIN	Lan Tran	CUSTODY	CUSTODY	Lan Tran
L1406036-04B Vial-B	INTACT	24-MAR-14	GC/MS	GC/MS	Mike Vickery	CUSTODY	VOA DEAD FRIDGE	CUSTODY Mike Vickery
L1406036-04B Vial-B	INTACT	24-MAR-14	CUSTODY	VOA CUSTODY	Mike Vickery	GC/MS	GC/MS	Mike Vickery
L1406036-04B Vial-B	INTACT	22-MAR-14	CUSTODY	CUSTODY	Blake Buckalew	VOA CUSTODY	VOA CUSTODY	Blake Buckalew
L1406036-04B Vial-B	INTACT	22-MAR-14	LOGIN	LOGIN	Lan Tran	CUSTODY	CUSTODY	Lan Tran
L1406036-04C Vial-B	INTACT	22-MAR-14	CUSTODY	CUSTODY	Blake Buckalew	VOA CUSTODY	VOA CUSTODY	Blake Buckalew
L1406036-04C Vial-B	INTACT	22-MAR-14	LOGIN	LOGIN	Lan Tran	CUSTODY	CUSTODY	Lan Tran
L1406036-05A Vial-B	INTACT	30-MAR-14	GC/MS	GC/MS	Marco Soares	CUSTODY	VOA DEAD FRIDGE	CUSTODY Marco Soares
L1406036-05A Vial-B	INTACT	28-MAR-14	CUSTODY	VOA CUSTODY	Przemyslaw Kaczorows	GC/MS	GC/MS	Przemyslaw Kaczorows
L1406036-05A Vial-B	INTACT	22-MAR-14	CUSTODY	CUSTODY	Blake Buckalew	VOA CUSTODY	VOA CUSTODY	Blake Buckalew
L1406036-05A Vial-B	INTACT	22-MAR-14	LOGIN	LOGIN	Lan Tran	CUSTODY	CUSTODY	Lan Tran
L1406036-05B Vial-B	INTACT	24-MAR-14	GC/MS	GC/MS	Mike Vickery	CUSTODY	VOA DEAD FRIDGE	CUSTODY Mike Vickery
L1406036-05B Vial-B	INTACT	24-MAR-14	CUSTODY	VOA CUSTODY	Mike Vickery	GC/MS	GC/MS	Mike Vickery
L1406036-05B Vial-B	INTACT	22-MAR-14	CUSTODY	CUSTODY	Blake Buckalew	VOA CUSTODY	VOA CUSTODY	Blake Buckalew
L1406036-05B Vial-B	INTACT	22-MAR-14	LOGIN	LOGIN	Lan Tran	CUSTODY	CUSTODY	Lan Tran
L1406036-05C Vial-B	INTACT	22-MAR-14	CUSTODY	CUSTODY	Blake Buckalew	VOA CUSTODY	VOA CUSTODY	Blake Buckalew
L1406036-05C Vial-B	INTACT	22-MAR-14	LOGIN	LOGIN	Lan Tran	CUSTODY	CUSTODY	Lan Tran

Container ID Type	Status	Transaction Date	From Response	Location	To Operator	Response	Location	Operator
L1406036-06A Vial-B	INTACT	30-MAR-14	GC/MS	GC/MS	Marco Soares	CUSTODY	VOA DEAD FRIDGE	CUSTODY Marco Soares
L1406036-06A Vial-B	INTACT	28-MAR-14	CUSTODY	VOA CUSTODY	Przemyslaw Kaczorows	GC/MS	GC/MS	Przemyslaw Kaczorows
L1406036-06A Vial-B	INTACT	22-MAR-14	CUSTODY	CUSTODY	Blake Buckalew	VOA CUSTODY	VOA CUSTODY	Blake Buckalew
L1406036-06A Vial-B	INTACT	22-MAR-14	LOGIN	LOGIN	Lan Tran	CUSTODY	CUSTODY	Lan Tran
L1406036-06B Vial-B	INTACT	24-MAR-14	GC/MS	GC/MS	Mike Vickery	CUSTODY	VOA DEAD FRIDGE	CUSTODY Mike Vickery
L1406036-06B Vial-B	INTACT	24-MAR-14	CUSTODY	VOA CUSTODY	Mike Vickery	GC/MS	GC/MS	Mike Vickery
L1406036-06B Vial-B	INTACT	22-MAR-14	CUSTODY	CUSTODY	Blake Buckalew	VOA CUSTODY	VOA CUSTODY	Blake Buckalew
L1406036-06B Vial-B	INTACT	22-MAR-14	LOGIN	LOGIN	Lan Tran	CUSTODY	CUSTODY	Lan Tran
L1406036-06C Vial-B	INTACT	22-MAR-14	CUSTODY	CUSTODY	Blake Buckalew	VOA CUSTODY	VOA CUSTODY	Blake Buckalew
L1406036-06C Vial-B	INTACT	22-MAR-14	LOGIN	LOGIN	Lan Tran	CUSTODY	CUSTODY	Lan Tran
L1406036-07A Vial-B	INTACT	30-MAR-14	GC/MS	GC/MS	Marco Soares	CUSTODY	VOA DEAD FRIDGE	CUSTODY Marco Soares
L1406036-07A Vial-B	INTACT	28-MAR-14	CUSTODY	VOA CUSTODY	Przemyslaw Kaczorows	GC/MS	GC/MS	Przemyslaw Kaczorows
L1406036-07A Vial-B	INTACT	22-MAR-14	CUSTODY	CUSTODY	Blake Buckalew	VOA CUSTODY	VOA CUSTODY	Blake Buckalew
L1406036-07A Vial-B	INTACT	22-MAR-14	LOGIN	LOGIN	Lan Tran	CUSTODY	CUSTODY	Lan Tran
L1406036-07B Vial-B	INTACT	24-MAR-14	GC/MS	GC/MS	Mike Vickery	CUSTODY	VOA DEAD FRIDGE	CUSTODY Mike Vickery
L1406036-07B Vial-B	INTACT	24-MAR-14	CUSTODY	VOA CUSTODY	Mike Vickery	GC/MS	GC/MS	Mike Vickery
L1406036-07B Vial-B	INTACT	22-MAR-14	CUSTODY	CUSTODY	Blake Buckalew	VOA CUSTODY	VOA CUSTODY	Blake Buckalew
L1406036-07B Vial-B	INTACT	22-MAR-14	LOGIN	LOGIN	Lan Tran	CUSTODY	CUSTODY	Lan Tran
L1406036-07C Vial-B	INTACT	22-MAR-14	CUSTODY	CUSTODY	Blake Buckalew	VOA CUSTODY	VOA CUSTODY	Blake Buckalew
L1406036-07C Vial-B	INTACT	22-MAR-14	LOGIN	LOGIN	Lan Tran	CUSTODY	CUSTODY	Lan Tran
L1406036-08A Vial-B	INTACT	30-MAR-14	GC/MS	GC/MS	Marco Soares	CUSTODY	VOA DEAD FRIDGE	CUSTODY Marco Soares
L1406036-08A Vial-B	INTACT	28-MAR-14	CUSTODY	VOA CUSTODY	Przemyslaw Kaczorows	GC/MS	GC/MS	Przemyslaw Kaczorows
L1406036-08A Vial-B	INTACT	22-MAR-14	CUSTODY	CUSTODY	Blake Buckalew	VOA CUSTODY	VOA CUSTODY	Blake Buckalew
L1406036-08A Vial-B	INTACT	22-MAR-14	LOGIN	LOGIN	Lan Tran	CUSTODY	CUSTODY	Lan Tran
L1406036-08B Vial-B	INTACT	24-MAR-14	GC/MS	GC/MS	Mike Vickery	CUSTODY	VOA DEAD FRIDGE	CUSTODY Mike Vickery

Container ID Type	Status	Transaction Date	From Response	Location	To Operator	Response	Location	Operator
L1406036-08B Vial-B	INTACT	24-MAR-14	CUSTODY	VOA CUSTODY	Mike Vickery	GC/MS	GC/MS	Mike Vickery
L1406036-08B Vial-B	INTACT	22-MAR-14	CUSTODY	CUSTODY	Blake Buckalew	VOA CUSTODY	VOA CUSTODY	Blake Buckalew
L1406036-08B Vial-B	INTACT	22-MAR-14	LOGIN	LOGIN	Lan Tran	CUSTODY	CUSTODY	Lan Tran
L1406036-08C Vial-B	INTACT	22-MAR-14	CUSTODY	CUSTODY	Blake Buckalew	VOA CUSTODY	VOA CUSTODY	Blake Buckalew
L1406036-08C Vial-B	INTACT	22-MAR-14	LOGIN	LOGIN	Lan Tran	CUSTODY	CUSTODY	Lan Tran
L1406036-09A Vial-B	INTACT	30-MAR-14	GC/MS	GC/MS	Marco Soares	CUSTODY	VOA DEAD FRIDGE	CUSTODY Marco Soares
L1406036-09A Vial-B	INTACT	28-MAR-14	CUSTODY	VOA CUSTODY	Przemyslaw Kaczorows	GC/MS	GC/MS	Przemyslaw Kaczorows
L1406036-09A Vial-B	INTACT	22-MAR-14	CUSTODY	CUSTODY	Blake Buckalew	VOA CUSTODY	VOA CUSTODY	Blake Buckalew
L1406036-09A Vial-B	INTACT	22-MAR-14	LOGIN	LOGIN	Lan Tran	CUSTODY	CUSTODY	Lan Tran
L1406036-09B Vial-B	INTACT	24-MAR-14	GC/MS	GC/MS	Mike Vickery	CUSTODY	VOA DEAD FRIDGE	CUSTODY Mike Vickery
L1406036-09B Vial-B	INTACT	24-MAR-14	CUSTODY	VOA CUSTODY	Mike Vickery	GC/MS	GC/MS	Mike Vickery
L1406036-09B Vial-B	INTACT	22-MAR-14	CUSTODY	CUSTODY	Blake Buckalew	VOA CUSTODY	VOA CUSTODY	Blake Buckalew
L1406036-09B Vial-B	INTACT	22-MAR-14	LOGIN	LOGIN	Lan Tran	CUSTODY	CUSTODY	Lan Tran
L1406036-09C Vial-B	INTACT	22-MAR-14	CUSTODY	CUSTODY	Blake Buckalew	VOA CUSTODY	VOA CUSTODY	Blake Buckalew
L1406036-09C Vial-B	INTACT	22-MAR-14	LOGIN	LOGIN	Lan Tran	CUSTODY	CUSTODY	Lan Tran
L1406036-10A Vial-B	INTACT	28-MAR-14	GC/MS	GC/MS	Przemyslaw Kaczorows	CUSTODY	CUSTODY	Przemyslaw Kaczorows
L1406036-10A Vial-B	INTACT	28-MAR-14	CUSTODY	VOA CUSTODY	Przemyslaw Kaczorows	GC/MS	GC/MS	Przemyslaw Kaczorows
L1406036-10A Vial-B	INTACT	22-MAR-14	CUSTODY	CUSTODY	Blake Buckalew	VOA CUSTODY	VOA CUSTODY	Blake Buckalew
L1406036-10A Vial-B	INTACT	22-MAR-14	LOGIN	LOGIN	Lan Tran	CUSTODY	CUSTODY	Lan Tran
L1406036-10B Vial-B	INTACT	24-MAR-14	GC/MS	GC/MS	Mike Vickery	CUSTODY	VOA DEAD FRIDGE	CUSTODY Mike Vickery
L1406036-10B Vial-B	INTACT	24-MAR-14	CUSTODY	VOA CUSTODY	Mike Vickery	GC/MS	GC/MS	Mike Vickery
L1406036-10B Vial-B	INTACT	22-MAR-14	CUSTODY	CUSTODY	Blake Buckalew	VOA CUSTODY	VOA CUSTODY	Blake Buckalew
L1406036-10B Vial-B	INTACT	22-MAR-14	LOGIN	LOGIN	Lan Tran	CUSTODY	CUSTODY	Lan Tran
L1406036-10C Vial-B	INTACT	22-MAR-14	CUSTODY	CUSTODY	Blake Buckalew	VOA CUSTODY	VOA CUSTODY	Blake Buckalew
L1406036-10C Vial-B	INTACT	22-MAR-14	LOGIN	LOGIN	Lan Tran	CUSTODY	CUSTODY	Lan Tran

Container ID Type	Status	Transaction Date	From Response	Location	To Operator	Response	Location	Operator
L1406036-11A Vial-B	INTACT	30-MAR-14	GC/MS	GC/MS	Marco Soares	CUSTODY	VOA DEAD FRIDGE	CUSTODY Marco Soares
L1406036-11A Vial-B	INTACT	28-MAR-14	CUSTODY	VOA CUSTODY	Przemyslaw Kaczorows	GC/MS	GC/MS	Przemyslaw Kaczorows
L1406036-11A Vial-B	INTACT	22-MAR-14	CUSTODY	CUSTODY	Blake Buckalew	VOA CUSTODY	VOA CUSTODY	Blake Buckalew
L1406036-11A Vial-B	INTACT	22-MAR-14	LOGIN	LOGIN	Lan Tran	CUSTODY	CUSTODY	Lan Tran
L1406036-11B Vial-B	INTACT	24-MAR-14	GC/MS	GC/MS	Mike Vickery	CUSTODY	VOA DEAD FRIDGE	CUSTODY Mike Vickery
L1406036-11B Vial-B	INTACT	24-MAR-14	CUSTODY	VOA CUSTODY	Mike Vickery	GC/MS	GC/MS	Mike Vickery
L1406036-11B Vial-B	INTACT	22-MAR-14	CUSTODY	CUSTODY	Blake Buckalew	VOA CUSTODY	VOA CUSTODY	Blake Buckalew
L1406036-11B Vial-B	INTACT	22-MAR-14	LOGIN	LOGIN	Lan Tran	CUSTODY	CUSTODY	Lan Tran
L1406036-11C Vial-B	INTACT	22-MAR-14	CUSTODY	CUSTODY	Blake Buckalew	VOA CUSTODY	VOA CUSTODY	Blake Buckalew
L1406036-11C Vial-B	INTACT	22-MAR-14	LOGIN	LOGIN	Lan Tran	CUSTODY	CUSTODY	Lan Tran
L1406036-12A Vial-B	INTACT	30-MAR-14	GC/MS	GC/MS	Marco Soares	CUSTODY	VOA DEAD FRIDGE	CUSTODY Marco Soares
L1406036-12A Vial-B	INTACT	28-MAR-14	CUSTODY	VOA CUSTODY	Przemyslaw Kaczorows	GC/MS	GC/MS	Przemyslaw Kaczorows
L1406036-12A Vial-B	INTACT	22-MAR-14	CUSTODY	CUSTODY	Blake Buckalew	VOA CUSTODY	VOA CUSTODY	Blake Buckalew
L1406036-12A Vial-B	INTACT	22-MAR-14	LOGIN	LOGIN	Lan Tran	CUSTODY	CUSTODY	Lan Tran
L1406036-12B Vial-B	INTACT	24-MAR-14	GC/MS	GC/MS	Mike Vickery	CUSTODY	VOA DEAD FRIDGE	CUSTODY Mike Vickery
L1406036-12B Vial-B	INTACT	24-MAR-14	CUSTODY	VOA CUSTODY	Mike Vickery	GC/MS	GC/MS	Mike Vickery
L1406036-12B Vial-B	INTACT	22-MAR-14	CUSTODY	CUSTODY	Blake Buckalew	VOA CUSTODY	VOA CUSTODY	Blake Buckalew
L1406036-12B Vial-B	INTACT	22-MAR-14	LOGIN	LOGIN	Lan Tran	CUSTODY	CUSTODY	Lan Tran
L1406036-12C Vial-B	INTACT	22-MAR-14	CUSTODY	CUSTODY	Blake Buckalew	VOA CUSTODY	VOA CUSTODY	Blake Buckalew
L1406036-12C Vial-B	INTACT	22-MAR-14	LOGIN	LOGIN	Lan Tran	CUSTODY	CUSTODY	Lan Tran
L1406036-13A Vial-B	INTACT	30-MAR-14	GC/MS	GC/MS	Marco Soares	CUSTODY	VOA DEAD FRIDGE	CUSTODY Marco Soares
L1406036-13A Vial-B	INTACT	28-MAR-14	CUSTODY	VOA CUSTODY	Przemyslaw Kaczorows	GC/MS	GC/MS	Przemyslaw Kaczorows
L1406036-13A Vial-B	INTACT	22-MAR-14	CUSTODY	CUSTODY	Blake Buckalew	VOA CUSTODY	VOA CUSTODY	Blake Buckalew
L1406036-13A Vial-B	INTACT	22-MAR-14	LOGIN	LOGIN	Lan Tran	CUSTODY	CUSTODY	Lan Tran
L1406036-13B Vial-B	INTACT	24-MAR-14	GC/MS	GC/MS	Mike Vickery	CUSTODY	VOA DEAD FRIDGE	CUSTODY Mike Vickery

Container ID Type	Status	Transaction Date	From Response	Location	To Operator	Response	Location	Operator
L1406036-13B Vial-B	INTACT	24-MAR-14	CUSTODY	VOA CUSTODY	Mike Vickery	GC/MS	GC/MS	Mike Vickery
L1406036-13B Vial-B	INTACT	22-MAR-14	CUSTODY	CUSTODY	Blake Buckalew	VOA CUSTODY	VOA CUSTODY	Blake Buckalew
L1406036-13B Vial-B	INTACT	22-MAR-14	LOGIN	LOGIN	Lan Tran	CUSTODY	CUSTODY	Lan Tran
L1406036-13C Vial-B	INTACT	22-MAR-14	CUSTODY	CUSTODY	Blake Buckalew	VOA CUSTODY	VOA CUSTODY	Blake Buckalew
L1406036-13C Vial-B	INTACT	22-MAR-14	LOGIN	LOGIN	Lan Tran	CUSTODY	CUSTODY	Lan Tran
L1406036-14A Vial-B	INTACT	30-MAR-14	GC/MS	GC/MS	Marco Soares	CUSTODY	VOA DEAD FRIDGE	CUSTODY Marco Soares
L1406036-14A Vial-B	INTACT	28-MAR-14	CUSTODY	VOA CUSTODY	Przemyslaw Kaczorows	GC/MS	GC/MS	Przemyslaw Kaczorows
L1406036-14A Vial-B	INTACT	22-MAR-14	CUSTODY	CUSTODY	Blake Buckalew	VOA CUSTODY	VOA CUSTODY	Blake Buckalew
L1406036-14A Vial-B	INTACT	22-MAR-14	LOGIN	LOGIN	Lan Tran	CUSTODY	CUSTODY	Lan Tran
L1406036-14B Vial-B	INTACT	24-MAR-14	GC/MS	GC/MS	Mike Vickery	CUSTODY	VOA DEAD FRIDGE	CUSTODY Mike Vickery
L1406036-14B Vial-B	INTACT	24-MAR-14	CUSTODY	VOA CUSTODY	Mike Vickery	GC/MS	GC/MS	Mike Vickery
L1406036-14B Vial-B	INTACT	22-MAR-14	CUSTODY	CUSTODY	Blake Buckalew	VOA CUSTODY	VOA CUSTODY	Blake Buckalew
L1406036-14B Vial-B	INTACT	22-MAR-14	LOGIN	LOGIN	Lan Tran	CUSTODY	CUSTODY	Lan Tran
L1406036-14C Vial-B	INTACT	22-MAR-14	CUSTODY	CUSTODY	Blake Buckalew	VOA CUSTODY	VOA CUSTODY	Blake Buckalew
L1406036-14C Vial-B	INTACT	22-MAR-14	LOGIN	LOGIN	Lan Tran	CUSTODY	CUSTODY	Lan Tran
L1406036-15A Vial-B	INTACT	29-MAR-14	GC/MS	GC/MS	Piotr Duczmalewski	CUSTODY	VOA DEAD FRIDGE	CUSTODY Piotr Duczmalewski
L1406036-15A Vial-B	INTACT	28-MAR-14	CUSTODY	VOA CUSTODY	Przemyslaw Kaczorows	GC/MS	GC/MS	Przemyslaw Kaczorows
L1406036-15A Vial-B	INTACT	22-MAR-14	CUSTODY	CUSTODY	Blake Buckalew	VOA CUSTODY	VOA CUSTODY	Blake Buckalew
L1406036-15A Vial-B	INTACT	22-MAR-14	LOGIN	LOGIN	Lan Tran	CUSTODY	CUSTODY	Lan Tran
L1406036-15B Vial-B	INTACT	24-MAR-14	GC/MS	GC/MS	Mike Vickery	CUSTODY	VOA DEAD FRIDGE	CUSTODY Mike Vickery
L1406036-15B Vial-B	INTACT	24-MAR-14	CUSTODY	VOA CUSTODY	Mike Vickery	GC/MS	GC/MS	Mike Vickery
L1406036-15B Vial-B	INTACT	22-MAR-14	CUSTODY	CUSTODY	Blake Buckalew	VOA CUSTODY	VOA CUSTODY	Blake Buckalew
L1406036-15B Vial-B	INTACT	22-MAR-14	LOGIN	LOGIN	Lan Tran	CUSTODY	CUSTODY	Lan Tran
L1406036-15C Vial-B	INTACT	22-MAR-14	CUSTODY	CUSTODY	Blake Buckalew	VOA CUSTODY	VOA CUSTODY	Blake Buckalew
L1406036-15C Vial-B	INTACT	22-MAR-14	LOGIN	LOGIN	Lan Tran	CUSTODY	CUSTODY	Lan Tran

Container ID Type	Status	Transaction Date	From Response	Location	To Operator	Response	Location	Operator
L1406036-16A Vial-B	INTACT	29-MAR-14	GC/MS	GC/MS	Piotr Duczmalewski	CUSTODY	VOA DEAD FRIDGE	CUSTODY Piotr Duczmalewski
L1406036-16A Vial-B	INTACT	28-MAR-14	CUSTODY	VOA CUSTODY	Przemyslaw Kaczorows	GC/MS	GC/MS	Przemyslaw Kaczorows
L1406036-16A Vial-B	INTACT	22-MAR-14	CUSTODY	CUSTODY	Blake Buckalew	VOA CUSTODY	VOA CUSTODY	Blake Buckalew
L1406036-16A Vial-B	INTACT	22-MAR-14	LOGIN	LOGIN	Lan Tran	CUSTODY	CUSTODY	Lan Tran
L1406036-16B Vial-B	INTACT	24-MAR-14	GC/MS	GC/MS	Mike Vickery	CUSTODY	VOA DEAD FRIDGE	CUSTODY Mike Vickery
L1406036-16B Vial-B	INTACT	24-MAR-14	CUSTODY	VOA CUSTODY	Mike Vickery	GC/MS	GC/MS	Mike Vickery
L1406036-16B Vial-B	INTACT	22-MAR-14	CUSTODY	CUSTODY	Blake Buckalew	VOA CUSTODY	VOA CUSTODY	Blake Buckalew
L1406036-16B Vial-B	INTACT	22-MAR-14	LOGIN	LOGIN	Lan Tran	CUSTODY	CUSTODY	Lan Tran
L1406036-16C Vial-B	INTACT	22-MAR-14	CUSTODY	CUSTODY	Blake Buckalew	VOA CUSTODY	VOA CUSTODY	Blake Buckalew
L1406036-16C Vial-B	INTACT	22-MAR-14	LOGIN	LOGIN	Lan Tran	CUSTODY	CUSTODY	Lan Tran
L1406036-17A Vial-B	INTACT	30-MAR-14	GC/MS	GC/MS	Marco Soares	CUSTODY	VOA DEAD FRIDGE	CUSTODY Marco Soares
L1406036-17A Vial-B	INTACT	28-MAR-14	CUSTODY	VOA CUSTODY	Przemyslaw Kaczorows	GC/MS	GC/MS	Przemyslaw Kaczorows
L1406036-17A Vial-B	INTACT	22-MAR-14	CUSTODY	CUSTODY	Blake Buckalew	VOA CUSTODY	VOA CUSTODY	Blake Buckalew
L1406036-17A Vial-B	INTACT	22-MAR-14	LOGIN	LOGIN	Lan Tran	CUSTODY	CUSTODY	Lan Tran
L1406036-17B Vial-B	INTACT	24-MAR-14	GC/MS	GC/MS	Mike Vickery	CUSTODY	VOA DEAD FRIDGE	CUSTODY Mike Vickery
L1406036-17B Vial-B	INTACT	24-MAR-14	CUSTODY	VOA CUSTODY	Mike Vickery	GC/MS	GC/MS	Mike Vickery
L1406036-17B Vial-B	INTACT	22-MAR-14	CUSTODY	CUSTODY	Blake Buckalew	VOA CUSTODY	VOA CUSTODY	Blake Buckalew
L1406036-17B Vial-B	INTACT	22-MAR-14	LOGIN	LOGIN	Lan Tran	CUSTODY	CUSTODY	Lan Tran
L1406036-17C Vial-B	INTACT	22-MAR-14	CUSTODY	CUSTODY	Blake Buckalew	VOA CUSTODY	VOA CUSTODY	Blake Buckalew
L1406036-17C Vial-B	INTACT	22-MAR-14	LOGIN	LOGIN	Lan Tran	CUSTODY	CUSTODY	Lan Tran
L1406036-18A Vial-B	INTACT	30-MAR-14	GC/MS	GC/MS	Marco Soares	CUSTODY	VOA DEAD FRIDGE	CUSTODY Marco Soares
L1406036-18A Vial-B	INTACT	28-MAR-14	CUSTODY	VOA CUSTODY	Przemyslaw Kaczorows	GC/MS	GC/MS	Przemyslaw Kaczorows
L1406036-18A Vial-B	INTACT	22-MAR-14	CUSTODY	CUSTODY	Blake Buckalew	VOA CUSTODY	VOA CUSTODY	Blake Buckalew
L1406036-18A Vial-B	INTACT	22-MAR-14	LOGIN	LOGIN	Lan Tran	CUSTODY	CUSTODY	Lan Tran
L1406036-18B Vial-B	INTACT	24-MAR-14	GC/MS	GC/MS	Mike Vickery	CUSTODY	VOA DEAD FRIDGE	CUSTODY Mike Vickery

Container ID Type	Status	Transaction Date	From Response	Location	To Operator	Response	Location	Operator
L1406036-18B Vial-B	INTACT	24-MAR-14	CUSTODY	VOA CUSTODY	Mike Vickery	GC/MS	GC/MS	Mike Vickery
L1406036-18B Vial-B	INTACT	22-MAR-14	CUSTODY	CUSTODY	Blake Buckalew	VOA CUSTODY	VOA CUSTODY	Blake Buckalew
L1406036-18B Vial-B	INTACT	22-MAR-14	LOGIN	LOGIN	Lan Tran	CUSTODY	CUSTODY	Lan Tran
L1406036-18C Vial-B	INTACT	22-MAR-14	CUSTODY	CUSTODY	Blake Buckalew	VOA CUSTODY	VOA CUSTODY	Blake Buckalew
L1406036-18C Vial-B	INTACT	22-MAR-14	LOGIN	LOGIN	Lan Tran	CUSTODY	CUSTODY	Lan Tran
L1406036-19A Vial-B	INTACT	30-MAR-14	GC/MS	GC/MS	Marco Soares	CUSTODY	VOA DEAD FRIDGE	CUSTODY Marco Soares
L1406036-19A Vial-B	INTACT	28-MAR-14	CUSTODY	VOA CUSTODY	Przemyslaw Kaczorows	GC/MS	GC/MS	Przemyslaw Kaczorows
L1406036-19A Vial-B	INTACT	22-MAR-14	CUSTODY	CUSTODY	Blake Buckalew	VOA CUSTODY	VOA CUSTODY	Blake Buckalew
L1406036-19A Vial-B	INTACT	22-MAR-14	LOGIN	LOGIN	Lan Tran	CUSTODY	CUSTODY	Lan Tran
L1406036-19B Vial-B	INTACT	24-MAR-14	GC/MS	GC/MS	Mike Vickery	CUSTODY	VOA DEAD FRIDGE	CUSTODY Mike Vickery
L1406036-19B Vial-B	INTACT	24-MAR-14	CUSTODY	VOA CUSTODY	Mike Vickery	GC/MS	GC/MS	Mike Vickery
L1406036-19B Vial-B	INTACT	22-MAR-14	CUSTODY	CUSTODY	Blake Buckalew	VOA CUSTODY	VOA CUSTODY	Blake Buckalew
L1406036-19B Vial-B	INTACT	22-MAR-14	LOGIN	LOGIN	Lan Tran	CUSTODY	CUSTODY	Lan Tran
L1406036-19C Vial-B	INTACT	22-MAR-14	CUSTODY	CUSTODY	Blake Buckalew	VOA CUSTODY	VOA CUSTODY	Blake Buckalew
L1406036-19C Vial-B	INTACT	22-MAR-14	LOGIN	LOGIN	Lan Tran	CUSTODY	CUSTODY	Lan Tran
L1406036-20A Vial-B	INTACT	29-MAR-14	GC/MS	GC/MS	Piotr Duczmalewski	CUSTODY	VOA DEAD FRIDGE	CUSTODY Piotr Duczmalewski
L1406036-20A Vial-B	INTACT	28-MAR-14	CUSTODY	VOA CUSTODY	Przemyslaw Kaczorows	GC/MS	GC/MS	Przemyslaw Kaczorows
L1406036-20A Vial-B	INTACT	22-MAR-14	CUSTODY	CUSTODY	Blake Buckalew	VOA CUSTODY	VOA CUSTODY	Blake Buckalew
L1406036-20A Vial-B	INTACT	22-MAR-14	LOGIN	LOGIN	Lan Tran	CUSTODY	CUSTODY	Lan Tran
L1406036-20B Vial-B	INTACT	24-MAR-14	GC/MS	GC/MS	Mike Vickery	CUSTODY	VOA DEAD FRIDGE	CUSTODY Mike Vickery
L1406036-20B Vial-B	INTACT	24-MAR-14	CUSTODY	VOA CUSTODY	Mike Vickery	GC/MS	GC/MS	Mike Vickery
L1406036-20B Vial-B	INTACT	22-MAR-14	CUSTODY	CUSTODY	Blake Buckalew	VOA CUSTODY	VOA CUSTODY	Blake Buckalew
L1406036-20B Vial-B	INTACT	22-MAR-14	LOGIN	LOGIN	Lan Tran	CUSTODY	CUSTODY	Lan Tran
L1406036-20C Vial-B	INTACT	22-MAR-14	CUSTODY	CUSTODY	Blake Buckalew	VOA CUSTODY	VOA CUSTODY	Blake Buckalew
L1406036-20C Vial-B	INTACT	22-MAR-14	LOGIN	LOGIN	Lan Tran	CUSTODY	CUSTODY	Lan Tran

Container ID Type	Status	Transaction Date	From Response	Location	To Operator	Response	Location	Operator
L1406036-21A Vial-B	INTACT	29-MAR-14	GC/MS	GC/MS	Piotr Duczmalewski	CUSTODY	VOA DEAD FRIDGE	CUSTODY Piotr Duczmalewski
L1406036-21A Vial-B	INTACT	28-MAR-14	CUSTODY	VOA CUSTODY	Przemyslaw Kaczorows	GC/MS	GC/MS	Przemyslaw Kaczorows
L1406036-21A Vial-B	INTACT	22-MAR-14	CUSTODY	CUSTODY	Blake Buckalew	VOA CUSTODY	VOA CUSTODY	Blake Buckalew
L1406036-21A Vial-B	INTACT	22-MAR-14	LOGIN	LOGIN	Lan Tran	CUSTODY	CUSTODY	Lan Tran
L1406036-21B Vial-B	INTACT	24-MAR-14	GC/MS	GC/MS	Mike Vickery	CUSTODY	VOA DEAD FRIDGE	CUSTODY Mike Vickery
L1406036-21B Vial-B	INTACT	24-MAR-14	CUSTODY	VOA CUSTODY	Mike Vickery	GC/MS	GC/MS	Mike Vickery
L1406036-21B Vial-B	INTACT	22-MAR-14	CUSTODY	CUSTODY	Blake Buckalew	VOA CUSTODY	VOA CUSTODY	Blake Buckalew
L1406036-21B Vial-B	INTACT	22-MAR-14	LOGIN	LOGIN	Lan Tran	CUSTODY	CUSTODY	Lan Tran
L1406036-21C Vial-B	INTACT	22-MAR-14	CUSTODY	CUSTODY	Blake Buckalew	VOA CUSTODY	VOA CUSTODY	Blake Buckalew
L1406036-21C Vial-B	INTACT	22-MAR-14	LOGIN	LOGIN	Lan Tran	CUSTODY	CUSTODY	Lan Tran
L1406036-22A Vial-B	INTACT	30-MAR-14	GC/MS	GC/MS	Marco Soares	CUSTODY	VOA DEAD FRIDGE	CUSTODY Marco Soares
L1406036-22A Vial-B	INTACT	29-MAR-14	CUSTODY	VOA CUSTODY	Piotr Duczmalewski	GC/MS	GC/MS	Piotr Duczmalewski
L1406036-22A Vial-B	INTACT	22-MAR-14	CUSTODY	CUSTODY	Blake Buckalew	VOA CUSTODY	VOA CUSTODY	Blake Buckalew
L1406036-22A Vial-B	INTACT	22-MAR-14	LOGIN	LOGIN	Lan Tran	CUSTODY	CUSTODY	Lan Tran
L1406036-22B Vial-B	INTACT	24-MAR-14	GC/MS	GC/MS	Mike Vickery	CUSTODY	VOA DEAD FRIDGE	CUSTODY Mike Vickery
L1406036-22B Vial-B	INTACT	24-MAR-14	CUSTODY	VOA CUSTODY	Mike Vickery	GC/MS	GC/MS	Mike Vickery
L1406036-22B Vial-B	INTACT	22-MAR-14	CUSTODY	CUSTODY	Blake Buckalew	VOA CUSTODY	VOA CUSTODY	Blake Buckalew
L1406036-22B Vial-B	INTACT	22-MAR-14	LOGIN	LOGIN	Lan Tran	CUSTODY	CUSTODY	Lan Tran
L1406036-22C Vial-B	INTACT	22-MAR-14	CUSTODY	CUSTODY	Blake Buckalew	VOA CUSTODY	VOA CUSTODY	Blake Buckalew
L1406036-22C Vial-B	INTACT	22-MAR-14	LOGIN	LOGIN	Lan Tran	CUSTODY	CUSTODY	Lan Tran
L1406036-23A Vial-B	INTACT	30-MAR-14	GC/MS	GC/MS	Marco Soares	CUSTODY	VOA DEAD FRIDGE	CUSTODY Marco Soares
L1406036-23A Vial-B	INTACT	29-MAR-14	CUSTODY	VOA CUSTODY	Piotr Duczmalewski	GC/MS	GC/MS	Piotr Duczmalewski
L1406036-23A Vial-B	INTACT	22-MAR-14	CUSTODY	CUSTODY	Blake Buckalew	VOA CUSTODY	VOA CUSTODY	Blake Buckalew
L1406036-23A Vial-B	INTACT	22-MAR-14	LOGIN	LOGIN	Lan Tran	CUSTODY	CUSTODY	Lan Tran
L1406036-23B Vial-B	INTACT	24-MAR-14	GC/MS	GC/MS	Mike Vickery	CUSTODY	VOA DEAD FRIDGE	CUSTODY Mike Vickery

Container ID Type	Status	Transaction Date	From Response	Location	To Operator	Response	Location	Operator
L1406036-23B Vial-B	INTACT	24-MAR-14	CUSTODY	VOA CUSTODY	Mike Vickery	GC/MS	GC/MS	Mike Vickery
L1406036-23B Vial-B	INTACT	22-MAR-14	CUSTODY	CUSTODY	Blake Buckalew	VOA CUSTODY	VOA CUSTODY	Blake Buckalew
L1406036-23B Vial-B	INTACT	22-MAR-14	LOGIN	LOGIN	Lan Tran	CUSTODY	CUSTODY	Lan Tran
L1406036-23C Vial-B	INTACT	22-MAR-14	CUSTODY	CUSTODY	Blake Buckalew	VOA CUSTODY	VOA CUSTODY	Blake Buckalew
L1406036-23C Vial-B	INTACT	22-MAR-14	LOGIN	LOGIN	Lan Tran	CUSTODY	CUSTODY	Lan Tran
L1406036-24A Vial-B	INTACT	30-MAR-14	GC/MS	GC/MS	Marco Soares	CUSTODY	VOA DEAD FRIDGE	CUSTODY Marco Soares
L1406036-24A Vial-B	INTACT	29-MAR-14	CUSTODY	VOA CUSTODY	Piotr Duczmalewski	GC/MS	GC/MS	Piotr Duczmalewski
L1406036-24A Vial-B	INTACT	22-MAR-14	CUSTODY	CUSTODY	Blake Buckalew	VOA CUSTODY	VOA CUSTODY	Blake Buckalew
L1406036-24A Vial-B	INTACT	22-MAR-14	LOGIN	LOGIN	Lan Tran	CUSTODY	CUSTODY	Lan Tran
L1406036-24B Vial-B	INTACT	24-MAR-14	GC/MS	GC/MS	Mike Vickery	CUSTODY	VOA DEAD FRIDGE	CUSTODY Mike Vickery
L1406036-24B Vial-B	INTACT	24-MAR-14	CUSTODY	VOA CUSTODY	Mike Vickery	GC/MS	GC/MS	Mike Vickery
L1406036-24B Vial-B	INTACT	22-MAR-14	CUSTODY	CUSTODY	Blake Buckalew	VOA CUSTODY	VOA CUSTODY	Blake Buckalew
L1406036-24B Vial-B	INTACT	22-MAR-14	LOGIN	LOGIN	Lan Tran	CUSTODY	CUSTODY	Lan Tran
L1406036-24C Vial-B	INTACT	22-MAR-14	CUSTODY	CUSTODY	Blake Buckalew	VOA CUSTODY	VOA CUSTODY	Blake Buckalew
L1406036-24C Vial-B	INTACT	22-MAR-14	LOGIN	LOGIN	Lan Tran	CUSTODY	CUSTODY	Lan Tran
L1406036-25A Vial-B	INTACT	30-MAR-14	GC/MS	GC/MS	Marco Soares	CUSTODY	VOA DEAD FRIDGE	CUSTODY Marco Soares
L1406036-25A Vial-B	INTACT	29-MAR-14	CUSTODY	VOA CUSTODY	Piotr Duczmalewski	GC/MS	GC/MS	Piotr Duczmalewski
L1406036-25A Vial-B	INTACT	22-MAR-14	CUSTODY	CUSTODY	Blake Buckalew	VOA CUSTODY	VOA CUSTODY	Blake Buckalew
L1406036-25A Vial-B	INTACT	22-MAR-14	LOGIN	LOGIN	Lan Tran	CUSTODY	CUSTODY	Lan Tran
L1406036-25B Vial-B	INTACT	24-MAR-14	GC/MS	GC/MS	Mike Vickery	CUSTODY	VOA DEAD FRIDGE	CUSTODY Mike Vickery
L1406036-25B Vial-B	INTACT	24-MAR-14	CUSTODY	VOA CUSTODY	Mike Vickery	GC/MS	GC/MS	Mike Vickery
L1406036-25B Vial-B	INTACT	22-MAR-14	CUSTODY	CUSTODY	Blake Buckalew	VOA CUSTODY	VOA CUSTODY	Blake Buckalew
L1406036-25B Vial-B	INTACT	22-MAR-14	LOGIN	LOGIN	Lan Tran	CUSTODY	CUSTODY	Lan Tran
L1406036-25C Vial-B	INTACT	22-MAR-14	CUSTODY	CUSTODY	Blake Buckalew	VOA CUSTODY	VOA CUSTODY	Blake Buckalew
L1406036-25C Vial-B	INTACT	22-MAR-14	LOGIN	LOGIN	Lan Tran	CUSTODY	CUSTODY	Lan Tran

Container ID Type	Status	Transaction Date	From Response	Location	To Operator	Response	Location	Operator
L1406036-26A Vial-B	INTACT	30-MAR-14	GC/MS	GC/MS	Marco Soares	CUSTODY	VOA DEAD FRIDGE	CUSTODY Marco Soares
L1406036-26A Vial-B	INTACT	29-MAR-14	CUSTODY	VOA CUSTODY	Piotr Duczmalewski	GC/MS	GC/MS	Piotr Duczmalewski
L1406036-26A Vial-B	INTACT	22-MAR-14	CUSTODY	CUSTODY	Blake Buckalew	VOA CUSTODY	VOA CUSTODY	Blake Buckalew
L1406036-26A Vial-B	INTACT	22-MAR-14	LOGIN	LOGIN	Lan Tran	CUSTODY	CUSTODY	Lan Tran
L1406036-26B Vial-B	INTACT	24-MAR-14	GC/MS	GC/MS	Mike Vickery	CUSTODY	VOA DEAD FRIDGE	CUSTODY Mike Vickery
L1406036-26B Vial-B	INTACT	24-MAR-14	CUSTODY	VOA CUSTODY	Mike Vickery	GC/MS	GC/MS	Mike Vickery
L1406036-26B Vial-B	INTACT	22-MAR-14	CUSTODY	CUSTODY	Blake Buckalew	VOA CUSTODY	VOA CUSTODY	Blake Buckalew
L1406036-26B Vial-B	INTACT	22-MAR-14	LOGIN	LOGIN	Lan Tran	CUSTODY	CUSTODY	Lan Tran
L1406036-26C Vial-B	INTACT	22-MAR-14	CUSTODY	CUSTODY	Blake Buckalew	VOA CUSTODY	VOA CUSTODY	Blake Buckalew
L1406036-26C Vial-B	INTACT	22-MAR-14	LOGIN	LOGIN	Lan Tran	CUSTODY	CUSTODY	Lan Tran
L1406036-27A Vial-B	INTACT	30-MAR-14	GC/MS	GC/MS	Marco Soares	CUSTODY	VOA DEAD FRIDGE	CUSTODY Marco Soares
L1406036-27A Vial-B	INTACT	29-MAR-14	CUSTODY	VOA CUSTODY	Piotr Duczmalewski	GC/MS	GC/MS	Piotr Duczmalewski
L1406036-27A Vial-B	INTACT	22-MAR-14	CUSTODY	CUSTODY	Blake Buckalew	VOA CUSTODY	VOA CUSTODY	Blake Buckalew
L1406036-27A Vial-B	INTACT	22-MAR-14	LOGIN	LOGIN	Lan Tran	CUSTODY	CUSTODY	Lan Tran
L1406036-27B Vial-B	INTACT	24-MAR-14	GC/MS	GC/MS	Mike Vickery	CUSTODY	VOA DEAD FRIDGE	CUSTODY Mike Vickery
L1406036-27B Vial-B	INTACT	24-MAR-14	CUSTODY	VOA CUSTODY	Mike Vickery	GC/MS	GC/MS	Mike Vickery
L1406036-27B Vial-B	INTACT	22-MAR-14	CUSTODY	CUSTODY	Blake Buckalew	VOA CUSTODY	VOA CUSTODY	Blake Buckalew
L1406036-27B Vial-B	INTACT	22-MAR-14	LOGIN	LOGIN	Lan Tran	CUSTODY	CUSTODY	Lan Tran
L1406036-27C Vial-B	INTACT	22-MAR-14	CUSTODY	CUSTODY	Blake Buckalew	VOA CUSTODY	VOA CUSTODY	Blake Buckalew
L1406036-27C Vial-B	INTACT	22-MAR-14	LOGIN	LOGIN	Lan Tran	CUSTODY	CUSTODY	Lan Tran
L1406036-28A Vial-B	INTACT	30-MAR-14	GC/MS	GC/MS	Marco Soares	CUSTODY	VOA DEAD FRIDGE	CUSTODY Marco Soares
L1406036-28A Vial-B	INTACT	29-MAR-14	CUSTODY	VOA CUSTODY	Piotr Duczmalewski	GC/MS	GC/MS	Piotr Duczmalewski
L1406036-28A Vial-B	INTACT	22-MAR-14	CUSTODY	CUSTODY	Blake Buckalew	VOA CUSTODY	VOA CUSTODY	Blake Buckalew
L1406036-28A Vial-B	INTACT	22-MAR-14	LOGIN	LOGIN	Lan Tran	CUSTODY	CUSTODY	Lan Tran
L1406036-28B Vial-B	INTACT	24-MAR-14	GC/MS	GC/MS	Mike Vickery	CUSTODY	VOA DEAD FRIDGE	CUSTODY Mike Vickery

Container ID Type	Status	Transaction Date	From Response	Location	To Operator	Response	Location	Operator
L1406036-28B Vial-B	INTACT	24-MAR-14	CUSTODY	VOA CUSTODY	Mike Vickery	GC/MS	GC/MS	Mike Vickery
L1406036-28B Vial-B	INTACT	22-MAR-14	CUSTODY	CUSTODY	Blake Buckalew	VOA CUSTODY	VOA CUSTODY	Blake Buckalew
L1406036-28B Vial-B	INTACT	22-MAR-14	LOGIN	LOGIN	Lan Tran	CUSTODY	CUSTODY	Lan Tran
L1406036-28C Vial-B	INTACT	22-MAR-14	CUSTODY	CUSTODY	Blake Buckalew	VOA CUSTODY	VOA CUSTODY	Blake Buckalew
L1406036-28C Vial-B	INTACT	22-MAR-14	LOGIN	LOGIN	Lan Tran	CUSTODY	CUSTODY	Lan Tran
L1406036-29A Vial-B	INTACT	30-MAR-14	GC/MS	GC/MS	Marco Soares	CUSTODY	VOA DEAD FRIDGE	CUSTODY Marco Soares
L1406036-29A Vial-B	INTACT	29-MAR-14	CUSTODY	VOA CUSTODY	Piotr Duczmalewski	GC/MS	GC/MS	Piotr Duczmalewski
L1406036-29A Vial-B	INTACT	22-MAR-14	CUSTODY	CUSTODY	Blake Buckalew	VOA CUSTODY	VOA CUSTODY	Blake Buckalew
L1406036-29A Vial-B	INTACT	22-MAR-14	LOGIN	LOGIN	Lan Tran	CUSTODY	CUSTODY	Lan Tran
L1406036-29B Vial-B	INTACT	24-MAR-14	GC/MS	GC/MS	Mike Vickery	CUSTODY	VOA DEAD FRIDGE	CUSTODY Mike Vickery
L1406036-29B Vial-B	INTACT	24-MAR-14	CUSTODY	VOA CUSTODY	Mike Vickery	GC/MS	GC/MS	Mike Vickery
L1406036-29B Vial-B	INTACT	22-MAR-14	CUSTODY	CUSTODY	Blake Buckalew	VOA CUSTODY	VOA CUSTODY	Blake Buckalew
L1406036-29B Vial-B	INTACT	22-MAR-14	LOGIN	LOGIN	Lan Tran	CUSTODY	CUSTODY	Lan Tran
L1406036-29C Vial-B	INTACT	22-MAR-14	CUSTODY	CUSTODY	Blake Buckalew	VOA CUSTODY	VOA CUSTODY	Blake Buckalew
L1406036-29C Vial-B	INTACT	22-MAR-14	LOGIN	LOGIN	Lan Tran	CUSTODY	CUSTODY	Lan Tran
L1406036-30A Vial-B	INTACT	30-MAR-14	GC/MS	GC/MS	Marco Soares	CUSTODY	VOA DEAD FRIDGE	CUSTODY Marco Soares
L1406036-30A Vial-B	INTACT	29-MAR-14	CUSTODY	VOA CUSTODY	Piotr Duczmalewski	GC/MS	GC/MS	Piotr Duczmalewski
L1406036-30A Vial-B	INTACT	22-MAR-14	CUSTODY	CUSTODY	Blake Buckalew	VOA CUSTODY	VOA CUSTODY	Blake Buckalew
L1406036-30A Vial-B	INTACT	22-MAR-14	LOGIN	LOGIN	Lan Tran	CUSTODY	CUSTODY	Lan Tran
L1406036-30B Vial-B	INTACT	24-MAR-14	GC/MS	GC/MS	Mike Vickery	CUSTODY	VOA DEAD FRIDGE	CUSTODY Mike Vickery
L1406036-30B Vial-B	INTACT	24-MAR-14	CUSTODY	VOA CUSTODY	Mike Vickery	GC/MS	GC/MS	Mike Vickery
L1406036-30B Vial-B	INTACT	22-MAR-14	CUSTODY	CUSTODY	Blake Buckalew	VOA CUSTODY	VOA CUSTODY	Blake Buckalew
L1406036-30B Vial-B	INTACT	22-MAR-14	LOGIN	LOGIN	Lan Tran	CUSTODY	CUSTODY	Lan Tran
L1406036-30C Vial-B	INTACT	22-MAR-14	CUSTODY	CUSTODY	Blake Buckalew	VOA CUSTODY	VOA CUSTODY	Blake Buckalew
L1406036-30C Vial-B	INTACT	22-MAR-14	LOGIN	LOGIN	Lan Tran	CUSTODY	CUSTODY	Lan Tran

Container ID Type	Status	Transaction Date	From Response	Location	To Operator	Response	Location	Operator
L1406036-31A Vial-B	INTACT	29-MAR-14	GC/MS	GC/MS	Piotr Duczmalewski	CUSTODY	VOA DEAD FRIDGE	CUSTODY Piotr Duczmalewski
L1406036-31A Vial-B	INTACT	29-MAR-14	CUSTODY	VOA CUSTODY	Piotr Duczmalewski	GC/MS	GC/MS	Piotr Duczmalewski
L1406036-31A Vial-B	INTACT	22-MAR-14	CUSTODY	CUSTODY	Blake Buckalew	VOA CUSTODY	VOA CUSTODY	Blake Buckalew
L1406036-31A Vial-B	INTACT	22-MAR-14	LOGIN	LOGIN	Lan Tran	CUSTODY	CUSTODY	Lan Tran
L1406036-31B Vial-B	INTACT	24-MAR-14	GC/MS	GC/MS	Mike Vickery	CUSTODY	VOA DEAD FRIDGE	CUSTODY Mike Vickery
L1406036-31B Vial-B	INTACT	24-MAR-14	CUSTODY	VOA CUSTODY	Mike Vickery	GC/MS	GC/MS	Mike Vickery
L1406036-31B Vial-B	INTACT	22-MAR-14	CUSTODY	CUSTODY	Blake Buckalew	VOA CUSTODY	VOA CUSTODY	Blake Buckalew
L1406036-31B Vial-B	INTACT	22-MAR-14	LOGIN	LOGIN	Lan Tran	CUSTODY	CUSTODY	Lan Tran
L1406036-31C Vial-B	INTACT	22-MAR-14	CUSTODY	CUSTODY	Blake Buckalew	VOA CUSTODY	VOA CUSTODY	Blake Buckalew
L1406036-31C Vial-B	INTACT	22-MAR-14	LOGIN	LOGIN	Lan Tran	CUSTODY	CUSTODY	Lan Tran
L1406036-32A Vial-B	INTACT	29-MAR-14	GC/MS	GC/MS	Piotr Duczmalewski	CUSTODY	VOA DEAD FRIDGE	CUSTODY Piotr Duczmalewski
L1406036-32A Vial-B	INTACT	29-MAR-14	CUSTODY	VOA CUSTODY	Piotr Duczmalewski	GC/MS	GC/MS	Piotr Duczmalewski
L1406036-32A Vial-B	INTACT	22-MAR-14	CUSTODY	CUSTODY	Blake Buckalew	VOA CUSTODY	VOA CUSTODY	Blake Buckalew
L1406036-32A Vial-B	INTACT	22-MAR-14	LOGIN	LOGIN	Lan Tran	CUSTODY	CUSTODY	Lan Tran
L1406036-32B Vial-B	INTACT	24-MAR-14	GC/MS	GC/MS	Mike Vickery	CUSTODY	VOA DEAD FRIDGE	CUSTODY Mike Vickery
L1406036-32B Vial-B	INTACT	24-MAR-14	CUSTODY	VOA CUSTODY	Mike Vickery	GC/MS	GC/MS	Mike Vickery
L1406036-32B Vial-B	INTACT	22-MAR-14	CUSTODY	CUSTODY	Blake Buckalew	VOA CUSTODY	VOA CUSTODY	Blake Buckalew
L1406036-32B Vial-B	INTACT	22-MAR-14	LOGIN	LOGIN	Lan Tran	CUSTODY	CUSTODY	Lan Tran
L1406036-32C Vial-B	INTACT	22-MAR-14	CUSTODY	CUSTODY	Blake Buckalew	VOA CUSTODY	VOA CUSTODY	Blake Buckalew
L1406036-32C Vial-B	INTACT	22-MAR-14	LOGIN	LOGIN	Lan Tran	CUSTODY	CUSTODY	Lan Tran
L1406036-33A Vial-B	INTACT	29-MAR-14	GC/MS	GC/MS	Piotr Duczmalewski	CUSTODY	VOA DEAD FRIDGE	CUSTODY Piotr Duczmalewski
L1406036-33A Vial-B	INTACT	29-MAR-14	CUSTODY	VOA CUSTODY	Piotr Duczmalewski	GC/MS	GC/MS	Piotr Duczmalewski
L1406036-33A Vial-B	INTACT	22-MAR-14	CUSTODY	CUSTODY	Blake Buckalew	VOA CUSTODY	VOA CUSTODY	Blake Buckalew
L1406036-33A Vial-B	INTACT	22-MAR-14	LOGIN	LOGIN	Lan Tran	CUSTODY	CUSTODY	Lan Tran
L1406036-33B Vial-B	INTACT	24-MAR-14	GC/MS	GC/MS	Mike Vickery	CUSTODY	VOA DEAD FRIDGE	CUSTODY Mike Vickery

Container ID Type	Status	Transaction Date	From Response	Location	To Operator	Response	Location	Operator
L1406036-33B Vial-B	INTACT	24-MAR-14	CUSTODY	VOA CUSTODY	Mike Vickery	GC/MS	GC/MS	Mike Vickery
L1406036-33B Vial-B	INTACT	22-MAR-14	CUSTODY	CUSTODY	Blake Buckalew	VOA CUSTODY	VOA CUSTODY	Blake Buckalew
L1406036-33B Vial-B	INTACT	22-MAR-14	LOGIN	LOGIN	Lan Tran	CUSTODY	CUSTODY	Lan Tran
L1406036-33C Vial-B	INTACT	22-MAR-14	CUSTODY	CUSTODY	Blake Buckalew	VOA CUSTODY	VOA CUSTODY	Blake Buckalew
L1406036-33C Vial-B	INTACT	22-MAR-14	LOGIN	LOGIN	Lan Tran	CUSTODY	CUSTODY	Lan Tran
L1406036-34A Vial-B	INTACT	29-MAR-14	GC/MS	GC/MS	Piotr Duczmalewski	CUSTODY	VOA DEAD FRIDGE	CUSTODY Piotr Duczmalewski
L1406036-34A Vial-B	INTACT	29-MAR-14	CUSTODY	VOA CUSTODY	Piotr Duczmalewski	GC/MS	GC/MS	Piotr Duczmalewski
L1406036-34A Vial-B	INTACT	22-MAR-14	CUSTODY	CUSTODY	Blake Buckalew	VOA CUSTODY	VOA CUSTODY	Blake Buckalew
L1406036-34A Vial-B	INTACT	22-MAR-14	LOGIN	LOGIN	Lan Tran	CUSTODY	CUSTODY	Lan Tran
L1406036-34B Vial-B	INTACT	24-MAR-14	GC/MS	GC/MS	Mike Vickery	CUSTODY	VOA DEAD FRIDGE	CUSTODY Mike Vickery
L1406036-34B Vial-B	INTACT	24-MAR-14	CUSTODY	VOA CUSTODY	Mike Vickery	GC/MS	GC/MS	Mike Vickery
L1406036-34B Vial-B	INTACT	22-MAR-14	CUSTODY	CUSTODY	Blake Buckalew	VOA CUSTODY	VOA CUSTODY	Blake Buckalew
L1406036-34B Vial-B	INTACT	22-MAR-14	LOGIN	LOGIN	Lan Tran	CUSTODY	CUSTODY	Lan Tran
L1406036-34C Vial-B	INTACT	22-MAR-14	CUSTODY	CUSTODY	Blake Buckalew	VOA CUSTODY	VOA CUSTODY	Blake Buckalew
L1406036-34C Vial-B	INTACT	22-MAR-14	LOGIN	LOGIN	Lan Tran	CUSTODY	CUSTODY	Lan Tran
L1406036-35A Vial-B	INTACT	30-MAR-14	GC/MS	GC/MS	Marco Soares	CUSTODY	VOA DEAD FRIDGE	CUSTODY Marco Soares
L1406036-35A Vial-B	INTACT	29-MAR-14	CUSTODY	VOA CUSTODY	Piotr Duczmalewski	GC/MS	GC/MS	Piotr Duczmalewski
L1406036-35A Vial-B	INTACT	22-MAR-14	CUSTODY	CUSTODY	Blake Buckalew	VOA CUSTODY	VOA CUSTODY	Blake Buckalew
L1406036-35A Vial-B	INTACT	22-MAR-14	LOGIN	LOGIN	Lan Tran	CUSTODY	CUSTODY	Lan Tran
L1406036-35B Vial-B	INTACT	24-MAR-14	GC/MS	GC/MS	Mike Vickery	CUSTODY	VOA DEAD FRIDGE	CUSTODY Mike Vickery
L1406036-35B Vial-B	INTACT	24-MAR-14	CUSTODY	VOA CUSTODY	Mike Vickery	GC/MS	GC/MS	Mike Vickery
L1406036-35B Vial-B	INTACT	22-MAR-14	CUSTODY	CUSTODY	Blake Buckalew	VOA CUSTODY	VOA CUSTODY	Blake Buckalew
L1406036-35B Vial-B	INTACT	22-MAR-14	LOGIN	LOGIN	Lan Tran	CUSTODY	CUSTODY	Lan Tran
L1406036-35C Vial-B	INTACT	22-MAR-14	CUSTODY	CUSTODY	Blake Buckalew	VOA CUSTODY	VOA CUSTODY	Blake Buckalew
L1406036-35C Vial-B	INTACT	22-MAR-14	LOGIN	LOGIN	Lan Tran	CUSTODY	CUSTODY	Lan Tran

Container ID Type	Status	Transaction Date	From Response	Location	To Operator	Response	Location	Operator
L1406036-36A Vial-B	INTACT	30-MAR-14	GC/MS	GC/MS	Marco Soares	CUSTODY	VOA DEAD FRIDGE	CUSTODY Marco Soares
L1406036-36A Vial-B	INTACT	29-MAR-14	CUSTODY	VOA CUSTODY	Piotr Duczmalewski	GC/MS	GC/MS	Piotr Duczmalewski
L1406036-36A Vial-B	INTACT	22-MAR-14	CUSTODY	CUSTODY	Blake Buckalew	VOA CUSTODY	VOA CUSTODY	Blake Buckalew
L1406036-36A Vial-B	INTACT	22-MAR-14	LOGIN	LOGIN	Lan Tran	CUSTODY	CUSTODY	Lan Tran
L1406036-36B Vial-B	INTACT	24-MAR-14	GC/MS	GC/MS	Mike Vickery	CUSTODY	VOA DEAD FRIDGE	CUSTODY Mike Vickery
L1406036-36B Vial-B	INTACT	24-MAR-14	CUSTODY	VOA CUSTODY	Mike Vickery	GC/MS	GC/MS	Mike Vickery
L1406036-36B Vial-B	INTACT	22-MAR-14	CUSTODY	CUSTODY	Blake Buckalew	VOA CUSTODY	VOA CUSTODY	Blake Buckalew
L1406036-36B Vial-B	INTACT	22-MAR-14	LOGIN	LOGIN	Lan Tran	CUSTODY	CUSTODY	Lan Tran
L1406036-36C Vial-B	INTACT	22-MAR-14	CUSTODY	CUSTODY	Blake Buckalew	VOA CUSTODY	VOA CUSTODY	Blake Buckalew
L1406036-36C Vial-B	INTACT	22-MAR-14	LOGIN	LOGIN	Lan Tran	CUSTODY	CUSTODY	Lan Tran
L1406036-37A Vial-B	INTACT	30-MAR-14	GC/MS	GC/MS	Marco Soares	CUSTODY	VOA DEAD FRIDGE	CUSTODY Marco Soares
L1406036-37A Vial-B	INTACT	29-MAR-14	CUSTODY	VOA CUSTODY	Piotr Duczmalewski	GC/MS	GC/MS	Piotr Duczmalewski
L1406036-37A Vial-B	INTACT	22-MAR-14	CUSTODY	CUSTODY	Blake Buckalew	VOA CUSTODY	VOA CUSTODY	Blake Buckalew
L1406036-37A Vial-B	INTACT	22-MAR-14	LOGIN	LOGIN	Lan Tran	CUSTODY	CUSTODY	Lan Tran
L1406036-37B Vial-B	INTACT	24-MAR-14	GC/MS	GC/MS	Mike Vickery	CUSTODY	VOA DEAD FRIDGE	CUSTODY Mike Vickery
L1406036-37B Vial-B	INTACT	24-MAR-14	CUSTODY	VOA CUSTODY	Mike Vickery	GC/MS	GC/MS	Mike Vickery
L1406036-37B Vial-B	INTACT	22-MAR-14	CUSTODY	CUSTODY	Blake Buckalew	VOA CUSTODY	VOA CUSTODY	Blake Buckalew
L1406036-37B Vial-B	INTACT	22-MAR-14	LOGIN	LOGIN	Lan Tran	CUSTODY	CUSTODY	Lan Tran
L1406036-37C Vial-B	INTACT	22-MAR-14	CUSTODY	CUSTODY	Blake Buckalew	VOA CUSTODY	VOA CUSTODY	Blake Buckalew
L1406036-37C Vial-B	INTACT	22-MAR-14	LOGIN	LOGIN	Lan Tran	CUSTODY	CUSTODY	Lan Tran
L1406036-38A Vial-B	INTACT	30-MAR-14	GC/MS	GC/MS	Marco Soares	CUSTODY	VOA DEAD FRIDGE	CUSTODY Marco Soares
L1406036-38A Vial-B	INTACT	29-MAR-14	CUSTODY	VOA CUSTODY	Piotr Duczmalewski	GC/MS	GC/MS	Piotr Duczmalewski
L1406036-38A Vial-B	INTACT	22-MAR-14	CUSTODY	CUSTODY	Blake Buckalew	VOA CUSTODY	VOA CUSTODY	Blake Buckalew
L1406036-38A Vial-B	INTACT	22-MAR-14	LOGIN	LOGIN	Lan Tran	CUSTODY	CUSTODY	Lan Tran
L1406036-38B Vial-B	INTACT	24-MAR-14	GC/MS	GC/MS	Mike Vickery	CUSTODY	VOA DEAD FRIDGE	CUSTODY Mike Vickery

Container ID Type	Status	Transaction Date	From Response	Location	To Operator	Response	Location	Operator
L1406036-38B Vial-B	INTACT	24-MAR-14	CUSTODY	VOA CUSTODY	Mike Vickery	GC/MS	GC/MS	Mike Vickery
L1406036-38B Vial-B	INTACT	22-MAR-14	CUSTODY	CUSTODY	Blake Buckalew	VOA CUSTODY	VOA CUSTODY	Blake Buckalew
L1406036-38B Vial-B	INTACT	22-MAR-14	LOGIN	LOGIN	Lan Tran	CUSTODY	CUSTODY	Lan Tran
L1406036-38C Vial-B	INTACT	22-MAR-14	CUSTODY	CUSTODY	Blake Buckalew	VOA CUSTODY	VOA CUSTODY	Blake Buckalew
L1406036-38C Vial-B	INTACT	22-MAR-14	LOGIN	LOGIN	Lan Tran	CUSTODY	CUSTODY	Lan Tran
L1406036-39A Vial-B	INTACT	30-MAR-14	GC/MS	GC/MS	Marco Soares	CUSTODY	VOA DEAD FRIDGE	CUSTODY Marco Soares
L1406036-39A Vial-B	INTACT	29-MAR-14	CUSTODY	VOA CUSTODY	Piotr Duczmalewski	GC/MS	GC/MS	Piotr Duczmalewski
L1406036-39A Vial-B	INTACT	22-MAR-14	CUSTODY	CUSTODY	Blake Buckalew	VOA CUSTODY	VOA CUSTODY	Blake Buckalew
L1406036-39A Vial-B	INTACT	22-MAR-14	LOGIN	LOGIN	Lan Tran	CUSTODY	CUSTODY	Lan Tran
L1406036-39B Vial-B	INTACT	22-MAR-14	CUSTODY	CUSTODY	Blake Buckalew	VOA CUSTODY	VOA CUSTODY	Blake Buckalew
L1406036-39B Vial-B	INTACT	22-MAR-14	LOGIN	LOGIN	Lan Tran	CUSTODY	CUSTODY	Lan Tran
L1406036-39C Vial-B	INTACT	24-MAR-14	GC/MS	GC/MS	Mike Vickery	CUSTODY	VOA DEAD FRIDGE	CUSTODY Mike Vickery
L1406036-39C Vial-B	INTACT	24-MAR-14	CUSTODY	VOA CUSTODY	Mike Vickery	GC/MS	GC/MS	Mike Vickery
L1406036-39C Vial-B	INTACT	22-MAR-14	CUSTODY	CUSTODY	Blake Buckalew	VOA CUSTODY	VOA CUSTODY	Blake Buckalew
L1406036-39C Vial-B	INTACT	22-MAR-14	LOGIN	LOGIN	Lan Tran	CUSTODY	CUSTODY	Lan Tran
L1406036-40A Vial-B	INTACT	30-MAR-14	GC/MS	GC/MS	Marco Soares	CUSTODY	VOA DEAD FRIDGE	CUSTODY Marco Soares
L1406036-40A Vial-B	INTACT	29-MAR-14	CUSTODY	VOA CUSTODY	Piotr Duczmalewski	GC/MS	GC/MS	Piotr Duczmalewski
L1406036-40A Vial-B	INTACT	22-MAR-14	CUSTODY	CUSTODY	Blake Buckalew	VOA CUSTODY	VOA CUSTODY	Blake Buckalew
L1406036-40A Vial-B	INTACT	22-MAR-14	LOGIN	LOGIN	Lan Tran	CUSTODY	CUSTODY	Lan Tran
L1406036-40B Vial-B	INTACT	24-MAR-14	GC/MS	GC/MS	Mike Vickery	CUSTODY	VOA DEAD FRIDGE	CUSTODY Mike Vickery
L1406036-40B Vial-B	INTACT	24-MAR-14	CUSTODY	VOA CUSTODY	Mike Vickery	GC/MS	GC/MS	Mike Vickery
L1406036-40B Vial-B	INTACT	22-MAR-14	CUSTODY	CUSTODY	Blake Buckalew	VOA CUSTODY	VOA CUSTODY	Blake Buckalew
L1406036-40B Vial-B	INTACT	22-MAR-14	LOGIN	LOGIN	Lan Tran	CUSTODY	CUSTODY	Lan Tran
L1406036-40C Vial-B	INTACT	22-MAR-14	CUSTODY	CUSTODY	Blake Buckalew	VOA CUSTODY	VOA CUSTODY	Blake Buckalew
L1406036-40C Vial-B	INTACT	22-MAR-14	LOGIN	LOGIN	Lan Tran	CUSTODY	CUSTODY	Lan Tran

Container ID Type	Status	Transaction Date	From Response	Location	To Operator	Response	Location	Operator
L1406036-41A Vial-B	INTACT	30-MAR-14	GC/MS	GC/MS	Marco Soares	CUSTODY	VOA DEAD FRIDGE	CUSTODY Marco Soares
L1406036-41A Vial-B	INTACT	29-MAR-14	CUSTODY	VOA CUSTODY	Piotr Duczmalewski	GC/MS	GC/MS	Piotr Duczmalewski
L1406036-41A Vial-B	INTACT	22-MAR-14	CUSTODY	CUSTODY	Blake Buckalew	VOA CUSTODY	VOA CUSTODY	Blake Buckalew
L1406036-41A Vial-B	INTACT	22-MAR-14	LOGIN	LOGIN	Lan Tran	CUSTODY	CUSTODY	Lan Tran
L1406036-41B Vial-B	INTACT	24-MAR-14	GC/MS	GC/MS	Mike Vickery	CUSTODY	VOA DEAD FRIDGE	CUSTODY Mike Vickery
L1406036-41B Vial-B	INTACT	24-MAR-14	CUSTODY	VOA CUSTODY	Mike Vickery	GC/MS	GC/MS	Mike Vickery
L1406036-41B Vial-B	INTACT	22-MAR-14	CUSTODY	CUSTODY	Blake Buckalew	VOA CUSTODY	VOA CUSTODY	Blake Buckalew
L1406036-41B Vial-B	INTACT	22-MAR-14	LOGIN	LOGIN	Lan Tran	CUSTODY	CUSTODY	Lan Tran
L1406036-41C Vial-B	INTACT	22-MAR-14	CUSTODY	CUSTODY	Blake Buckalew	VOA CUSTODY	VOA CUSTODY	Blake Buckalew
L1406036-41C Vial-B	INTACT	22-MAR-14	LOGIN	LOGIN	Lan Tran	CUSTODY	CUSTODY	Lan Tran
L1406036-42A Vial-B	INTACT	30-MAR-14	GC/MS	GC/MS	Marco Soares	CUSTODY	VOA DEAD FRIDGE	CUSTODY Marco Soares
L1406036-42A Vial-B	INTACT	29-MAR-14	CUSTODY	VOA CUSTODY	Piotr Duczmalewski	GC/MS	GC/MS	Piotr Duczmalewski
L1406036-42A Vial-B	INTACT	22-MAR-14	CUSTODY	CUSTODY	Blake Buckalew	VOA CUSTODY	VOA CUSTODY	Blake Buckalew
L1406036-42A Vial-B	INTACT	22-MAR-14	LOGIN	LOGIN	Lan Tran	CUSTODY	CUSTODY	Lan Tran
L1406036-42B Vial-B	INTACT	24-MAR-14	GC/MS	GC/MS	Mike Vickery	CUSTODY	VOA DEAD FRIDGE	CUSTODY Mike Vickery
L1406036-42B Vial-B	INTACT	24-MAR-14	CUSTODY	VOA CUSTODY	Mike Vickery	GC/MS	GC/MS	Mike Vickery
L1406036-42B Vial-B	INTACT	22-MAR-14	CUSTODY	CUSTODY	Blake Buckalew	VOA CUSTODY	VOA CUSTODY	Blake Buckalew
L1406036-42B Vial-B	INTACT	22-MAR-14	LOGIN	LOGIN	Lan Tran	CUSTODY	CUSTODY	Lan Tran
L1406036-42C Vial-B	INTACT	22-MAR-14	CUSTODY	CUSTODY	Blake Buckalew	VOA CUSTODY	VOA CUSTODY	Blake Buckalew
L1406036-42C Vial-B	INTACT	22-MAR-14	LOGIN	LOGIN	Lan Tran	CUSTODY	CUSTODY	Lan Tran
L1406036-43A Vial-B	INTACT	30-MAR-14	GC/MS	GC/MS	Marco Soares	CUSTODY	VOA DEAD FRIDGE	CUSTODY Marco Soares
L1406036-43A Vial-B	INTACT	29-MAR-14	CUSTODY	VOA CUSTODY	Piotr Duczmalewski	GC/MS	GC/MS	Piotr Duczmalewski
L1406036-43A Vial-B	INTACT	22-MAR-14	CUSTODY	CUSTODY	Blake Buckalew	VOA CUSTODY	VOA CUSTODY	Blake Buckalew
L1406036-43A Vial-B	INTACT	22-MAR-14	LOGIN	LOGIN	Lan Tran	CUSTODY	CUSTODY	Lan Tran
L1406036-43B Vial-B	INTACT	24-MAR-14	GC/MS	GC/MS	Mike Vickery	CUSTODY	VOA DEAD FRIDGE	CUSTODY Mike Vickery

Container ID Type	Status	Transaction Date	From Response	Location	To Operator	Response	Location	Operator
L1406036-43B Vial-B	INTACT	24-MAR-14	CUSTODY	VOA CUSTODY	Mike Vickery	GC/MS	GC/MS	Mike Vickery
L1406036-43B Vial-B	INTACT	22-MAR-14	CUSTODY	CUSTODY	Blake Buckalew	VOA CUSTODY	VOA CUSTODY	Blake Buckalew
L1406036-43B Vial-B	INTACT	22-MAR-14	LOGIN	LOGIN	Lan Tran	CUSTODY	CUSTODY	Lan Tran
L1406036-43C Vial-B	INTACT	22-MAR-14	CUSTODY	CUSTODY	Blake Buckalew	VOA CUSTODY	VOA CUSTODY	Blake Buckalew
L1406036-43C Vial-B	INTACT	22-MAR-14	LOGIN	LOGIN	Lan Tran	CUSTODY	CUSTODY	Lan Tran
L1406036-44A Vial-B	INTACT	30-MAR-14	GC/MS	GC/MS	Marco Soares	CUSTODY	VOA DEAD FRIDGE	CUSTODY Marco Soares
L1406036-44A Vial-B	INTACT	29-MAR-14	CUSTODY	VOA CUSTODY	Piotr Duczmalewski	GC/MS	GC/MS	Piotr Duczmalewski
L1406036-44A Vial-B	INTACT	22-MAR-14	CUSTODY	CUSTODY	Blake Buckalew	VOA CUSTODY	VOA CUSTODY	Blake Buckalew
L1406036-44A Vial-B	INTACT	22-MAR-14	LOGIN	LOGIN	Lan Tran	CUSTODY	CUSTODY	Lan Tran
L1406036-44B Vial-B	INTACT	24-MAR-14	GC/MS	GC/MS	Mike Vickery	CUSTODY	VOA DEAD FRIDGE	CUSTODY Mike Vickery
L1406036-44B Vial-B	INTACT	24-MAR-14	CUSTODY	VOA CUSTODY	Mike Vickery	GC/MS	GC/MS	Mike Vickery
L1406036-44B Vial-B	INTACT	22-MAR-14	CUSTODY	CUSTODY	Blake Buckalew	VOA CUSTODY	VOA CUSTODY	Blake Buckalew
L1406036-44B Vial-B	INTACT	22-MAR-14	LOGIN	LOGIN	Lan Tran	CUSTODY	CUSTODY	Lan Tran
L1406036-44C Vial-B	INTACT	22-MAR-14	CUSTODY	CUSTODY	Blake Buckalew	VOA CUSTODY	VOA CUSTODY	Blake Buckalew
L1406036-44C Vial-B	INTACT	22-MAR-14	LOGIN	LOGIN	Lan Tran	CUSTODY	CUSTODY	Lan Tran
L1406036-45A Vial-B	INTACT	30-MAR-14	GC/MS	GC/MS	Marco Soares	CUSTODY	VOA DEAD FRIDGE	CUSTODY Marco Soares
L1406036-45A Vial-B	INTACT	29-MAR-14	CUSTODY	VOA CUSTODY	Piotr Duczmalewski	GC/MS	GC/MS	Piotr Duczmalewski
L1406036-45A Vial-B	INTACT	22-MAR-14	CUSTODY	CUSTODY	Blake Buckalew	VOA CUSTODY	VOA CUSTODY	Blake Buckalew
L1406036-45A Vial-B	INTACT	22-MAR-14	LOGIN	LOGIN	Lan Tran	CUSTODY	CUSTODY	Lan Tran
L1406036-45B Vial-B	INTACT	24-MAR-14	GC/MS	GC/MS	Mike Vickery	CUSTODY	VOA DEAD FRIDGE	CUSTODY Mike Vickery
L1406036-45B Vial-B	INTACT	24-MAR-14	CUSTODY	VOA CUSTODY	Mike Vickery	GC/MS	GC/MS	Mike Vickery
L1406036-45B Vial-B	INTACT	22-MAR-14	CUSTODY	CUSTODY	Blake Buckalew	VOA CUSTODY	VOA CUSTODY	Blake Buckalew
L1406036-45B Vial-B	INTACT	22-MAR-14	LOGIN	LOGIN	Lan Tran	CUSTODY	CUSTODY	Lan Tran
L1406036-45C Vial-B	INTACT	22-MAR-14	CUSTODY	CUSTODY	Blake Buckalew	VOA CUSTODY	VOA CUSTODY	Blake Buckalew
L1406036-45C Vial-B	INTACT	22-MAR-14	LOGIN	LOGIN	Lan Tran	CUSTODY	CUSTODY	Lan Tran

Container ID Type	Status	Transaction Date	From Response	Location	To Operator	Response	Location	Operator
L1406036-46A Vial-B	INTACT	30-MAR-14	GC/MS	GC/MS	Marco Soares	CUSTODY	VOA DEAD FRIDGE	CUSTODY Marco Soares
L1406036-46A Vial-B	INTACT	29-MAR-14	CUSTODY	VOA CUSTODY	Piotr Duczmalewski	GC/MS	GC/MS	Piotr Duczmalewski
L1406036-46A Vial-B	INTACT	22-MAR-14	CUSTODY	CUSTODY	Blake Buckalew	VOA CUSTODY	VOA CUSTODY	Blake Buckalew
L1406036-46A Vial-B	INTACT	22-MAR-14	LOGIN	LOGIN	Lan Tran	CUSTODY	CUSTODY	Lan Tran
L1406036-46B Vial-B	INTACT	24-MAR-14	GC/MS	GC/MS	Mike Vickery	CUSTODY	VOA DEAD FRIDGE	CUSTODY Mike Vickery
L1406036-46B Vial-B	INTACT	24-MAR-14	CUSTODY	VOA CUSTODY	Mike Vickery	GC/MS	GC/MS	Mike Vickery
L1406036-46B Vial-B	INTACT	22-MAR-14	CUSTODY	CUSTODY	Blake Buckalew	VOA CUSTODY	VOA CUSTODY	Blake Buckalew
L1406036-46B Vial-B	INTACT	22-MAR-14	LOGIN	LOGIN	Lan Tran	CUSTODY	CUSTODY	Lan Tran
L1406036-46C Vial-B	INTACT	22-MAR-14	CUSTODY	CUSTODY	Blake Buckalew	VOA CUSTODY	VOA CUSTODY	Blake Buckalew
L1406036-46C Vial-B	INTACT	22-MAR-14	LOGIN	LOGIN	Lan Tran	CUSTODY	CUSTODY	Lan Tran
L1406036-47A Vial-B	INTACT	30-MAR-14	GC/MS	GC/MS	Marco Soares	CUSTODY	VOA DEAD FRIDGE	CUSTODY Marco Soares
L1406036-47A Vial-B	INTACT	29-MAR-14	CUSTODY	VOA CUSTODY	Piotr Duczmalewski	GC/MS	GC/MS	Piotr Duczmalewski
L1406036-47A Vial-B	INTACT	22-MAR-14	CUSTODY	CUSTODY	Blake Buckalew	VOA CUSTODY	VOA CUSTODY	Blake Buckalew
L1406036-47A Vial-B	INTACT	22-MAR-14	LOGIN	LOGIN	Lan Tran	CUSTODY	CUSTODY	Lan Tran
L1406036-47B Vial-B	INTACT	24-MAR-14	GC/MS	GC/MS	Mike Vickery	CUSTODY	VOA DEAD FRIDGE	CUSTODY Mike Vickery
L1406036-47B Vial-B	INTACT	24-MAR-14	CUSTODY	VOA CUSTODY	Mike Vickery	GC/MS	GC/MS	Mike Vickery
L1406036-47B Vial-B	INTACT	22-MAR-14	CUSTODY	CUSTODY	Blake Buckalew	VOA CUSTODY	VOA CUSTODY	Blake Buckalew
L1406036-47B Vial-B	INTACT	22-MAR-14	LOGIN	LOGIN	Lan Tran	CUSTODY	CUSTODY	Lan Tran
L1406036-47C Vial-B	INTACT	22-MAR-14	CUSTODY	CUSTODY	Blake Buckalew	VOA CUSTODY	VOA CUSTODY	Blake Buckalew
L1406036-47C Vial-B	INTACT	22-MAR-14	LOGIN	LOGIN	Lan Tran	CUSTODY	CUSTODY	Lan Tran
L1406036-47D Vial-B	INTACT	22-MAR-14	CUSTODY	CUSTODY	Blake Buckalew	VOA CUSTODY	VOA CUSTODY	Blake Buckalew
L1406036-47D Vial-B	INTACT	22-MAR-14	LOGIN	LOGIN	Lan Tran	CUSTODY	CUSTODY	Lan Tran
L1406036-48A Vial-B	INTACT	29-MAR-14	GC/MS	GC/MS	Marco Soares	CUSTODY	CUSTODY	Marco Soares
L1406036-48A Vial-B	INTACT	29-MAR-14	CUSTODY	VOA CUSTODY	Marco Soares	GC/MS	GC/MS	Marco Soares
L1406036-48A Vial-B	INTACT	22-MAR-14	CUSTODY	CUSTODY	Blake Buckalew	VOA CUSTODY	VOA CUSTODY	Blake Buckalew

Container ID	Type	Status	Transaction Date	From Response	Location	To Operator	Response	Location	Operator
L1406036-48A	Vial-B	INTACT	22-MAR-14	LOGIN	LOGIN	Lan Tran	CUSTODY	CUSTODY	Lan Tran
L1406036-48B	Vial-B	INTACT	24-MAR-14	GC/MS	GC/MS	Mike Vickery	CUSTODY	VOA DEAD FRIDGE	CUSTODY Mike Vickery
L1406036-48B	Vial-B	INTACT	24-MAR-14	CUSTODY	VOA CUSTODY	Mike Vickery	GC/MS	GC/MS	Mike Vickery
L1406036-48B	Vial-B	INTACT	22-MAR-14	CUSTODY	CUSTODY	Blake Buckalew	VOA CUSTODY	VOA CUSTODY	Blake Buckalew
L1406036-48B	Vial-B	INTACT	22-MAR-14	LOGIN	LOGIN	Lan Tran	CUSTODY	CUSTODY	Lan Tran
L1406036-48C	Vial-B	INTACT	22-MAR-14	CUSTODY	CUSTODY	Blake Buckalew	VOA CUSTODY	VOA CUSTODY	Blake Buckalew
L1406036-48C	Vial-B	INTACT	22-MAR-14	LOGIN	LOGIN	Lan Tran	CUSTODY	CUSTODY	Lan Tran
L1406036-49A	Vial-B	INTACT	30-MAR-14	GC/MS	GC/MS	Marco Soares	CUSTODY	VOA DEAD FRIDGE	CUSTODY Marco Soares
L1406036-49A	Vial-B	INTACT	29-MAR-14	CUSTODY	VOA CUSTODY	Piotr Duczmalewski	GC/MS	GC/MS	Piotr Duczmalewski
L1406036-49A	Vial-B	INTACT	22-MAR-14	CUSTODY	CUSTODY	Blake Buckalew	VOA CUSTODY	VOA CUSTODY	Blake Buckalew
L1406036-49A	Vial-B	INTACT	22-MAR-14	LOGIN	LOGIN	Lan Tran	CUSTODY	CUSTODY	Lan Tran
L1406036-49B	Vial-B	INTACT	24-MAR-14	GC/MS	GC/MS	Mike Vickery	CUSTODY	VOA DEAD FRIDGE	CUSTODY Mike Vickery
L1406036-49B	Vial-B	INTACT	24-MAR-14	CUSTODY	VOA CUSTODY	Mike Vickery	GC/MS	GC/MS	Mike Vickery
L1406036-49B	Vial-B	INTACT	22-MAR-14	CUSTODY	CUSTODY	Blake Buckalew	VOA CUSTODY	VOA CUSTODY	Blake Buckalew
L1406036-49B	Vial-B	INTACT	22-MAR-14	LOGIN	LOGIN	Lan Tran	CUSTODY	CUSTODY	Lan Tran
L1406036-49C	Vial-B	INTACT	22-MAR-14	CUSTODY	CUSTODY	Blake Buckalew	VOA CUSTODY	VOA CUSTODY	Blake Buckalew
L1406036-49C	Vial-B	INTACT	22-MAR-14	LOGIN	LOGIN	Lan Tran	CUSTODY	CUSTODY	Lan Tran
L1406036-50A	Vial-B	INTACT	30-MAR-14	GC/MS	GC/MS	Marco Soares	CUSTODY	VOA DEAD FRIDGE	CUSTODY Marco Soares
L1406036-50A	Vial-B	INTACT	29-MAR-14	CUSTODY	VOA CUSTODY	Piotr Duczmalewski	GC/MS	GC/MS	Piotr Duczmalewski
L1406036-50A	Vial-B	INTACT	22-MAR-14	CUSTODY	CUSTODY	Blake Buckalew	VOA CUSTODY	VOA CUSTODY	Blake Buckalew
L1406036-50A	Vial-B	INTACT	22-MAR-14	LOGIN	LOGIN	Lan Tran	CUSTODY	CUSTODY	Lan Tran
L1406036-50B	Vial-B	INTACT	24-MAR-14	GC/MS	GC/MS	Mike Vickery	CUSTODY	VOA DEAD FRIDGE	CUSTODY Mike Vickery
L1406036-50B	Vial-B	INTACT	24-MAR-14	CUSTODY	VOA CUSTODY	Mike Vickery	GC/MS	GC/MS	Mike Vickery
L1406036-50B	Vial-B	INTACT	22-MAR-14	CUSTODY	CUSTODY	Blake Buckalew	VOA CUSTODY	VOA CUSTODY	Blake Buckalew
L1406036-50B	Vial-B	INTACT	22-MAR-14	LOGIN	LOGIN	Lan Tran	CUSTODY	CUSTODY	Lan Tran

Container ID Type	Status	Transaction Date	From Response	Location	To Operator	Response	Location	Operator
L1406036-50C Vial-B	INTACT	22-MAR-14	CUSTODY	CUSTODY	Blake Buckalew	VOA CUSTODY	VOA CUSTODY	Blake Buckalew
L1406036-50C Vial-B	INTACT	22-MAR-14	LOGIN	LOGIN	Lan Tran	CUSTODY	CUSTODY	Lan Tran
L1406036-51A Vial-B	INTACT	30-MAR-14	GC/MS	GC/MS	Marco Soares	CUSTODY	VOA DEAD FRIDGE	CUSTODY Marco Soares
L1406036-51A Vial-B	INTACT	29-MAR-14	CUSTODY	VOA CUSTODY	Piotr Duczmalewski	GC/MS	GC/MS	Piotr Duczmalewski
L1406036-51A Vial-B	INTACT	22-MAR-14	CUSTODY	CUSTODY	Blake Buckalew	VOA CUSTODY	VOA CUSTODY	Blake Buckalew
L1406036-51A Vial-B	INTACT	22-MAR-14	LOGIN	LOGIN	Lan Tran	CUSTODY	CUSTODY	Lan Tran
L1406036-51B Vial-B	INTACT	24-MAR-14	GC/MS	GC/MS	Mike Vickery	CUSTODY	VOA DEAD FRIDGE	CUSTODY Mike Vickery
L1406036-51B Vial-B	INTACT	24-MAR-14	CUSTODY	VOA CUSTODY	Mike Vickery	GC/MS	GC/MS	Mike Vickery
L1406036-51B Vial-B	INTACT	22-MAR-14	CUSTODY	CUSTODY	Blake Buckalew	VOA CUSTODY	VOA CUSTODY	Blake Buckalew
L1406036-51B Vial-B	INTACT	22-MAR-14	LOGIN	LOGIN	Lan Tran	CUSTODY	CUSTODY	Lan Tran
L1406036-51C Vial-B	INTACT	22-MAR-14	CUSTODY	CUSTODY	Blake Buckalew	VOA CUSTODY	VOA CUSTODY	Blake Buckalew
L1406036-51C Vial-B	INTACT	22-MAR-14	LOGIN	LOGIN	Lan Tran	CUSTODY	CUSTODY	Lan Tran
L1406036-52A Vial-B	INTACT	31-MAR-14	GC/MS	GC/MS	Piotr Duczmalewski	CUSTODY	VOA DEAD FRIDGE	CUSTODY Piotr Duczmalewski
L1406036-52A Vial-B	INTACT	30-MAR-14	CUSTODY	VOA CUSTODY	Marco Soares	GC/MS	GC/MS	Marco Soares
L1406036-52A Vial-B	INTACT	22-MAR-14	CUSTODY	CUSTODY	Blake Buckalew	VOA CUSTODY	VOA CUSTODY	Blake Buckalew
L1406036-52A Vial-B	INTACT	22-MAR-14	LOGIN	LOGIN	Lan Tran	CUSTODY	CUSTODY	Lan Tran
L1406036-52B Vial-B	INTACT	24-MAR-14	GC/MS	GC/MS	Mike Vickery	CUSTODY	VOA DEAD FRIDGE	CUSTODY Mike Vickery
L1406036-52B Vial-B	INTACT	24-MAR-14	CUSTODY	VOA CUSTODY	Mike Vickery	GC/MS	GC/MS	Mike Vickery
L1406036-52B Vial-B	INTACT	22-MAR-14	CUSTODY	CUSTODY	Blake Buckalew	VOA CUSTODY	VOA CUSTODY	Blake Buckalew
L1406036-52B Vial-B	INTACT	22-MAR-14	LOGIN	LOGIN	Lan Tran	CUSTODY	CUSTODY	Lan Tran
L1406036-52C Vial-B	INTACT	22-MAR-14	CUSTODY	CUSTODY	Blake Buckalew	VOA CUSTODY	VOA CUSTODY	Blake Buckalew
L1406036-52C Vial-B	INTACT	22-MAR-14	LOGIN	LOGIN	Lan Tran	CUSTODY	CUSTODY	Lan Tran
L1406036-53A Vial-B	INTACT	31-MAR-14	GC/MS	GC/MS	Piotr Duczmalewski	CUSTODY	VOA DEAD FRIDGE	CUSTODY Piotr Duczmalewski
L1406036-53A Vial-B	INTACT	30-MAR-14	CUSTODY	VOA CUSTODY	Marco Soares	GC/MS	GC/MS	Marco Soares
L1406036-53A Vial-B	INTACT	22-MAR-14	CUSTODY	CUSTODY	Blake Buckalew	VOA CUSTODY	VOA CUSTODY	Blake Buckalew

Container ID Type	Status	Transaction Date	From Response	Location	To Operator	Response	Location	Operator
L1406036-53A Vial-B	INTACT	22-MAR-14	LOGIN	LOGIN	Lan Tran	CUSTODY	CUSTODY	Lan Tran
L1406036-53B Vial-B	INTACT	24-MAR-14	GC/MS	GC/MS	Mike Vickery	CUSTODY	VOA DEAD FRIDGE	CUSTODY Mike Vickery
L1406036-53B Vial-B	INTACT	24-MAR-14	CUSTODY	VOA CUSTODY	Mike Vickery	GC/MS	GC/MS	Mike Vickery
L1406036-53B Vial-B	INTACT	22-MAR-14	CUSTODY	CUSTODY	Blake Buckalew	VOA CUSTODY	VOA CUSTODY	Blake Buckalew
L1406036-53B Vial-B	INTACT	22-MAR-14	LOGIN	LOGIN	Lan Tran	CUSTODY	CUSTODY	Lan Tran
L1406036-53C Vial-B	INTACT	22-MAR-14	CUSTODY	CUSTODY	Blake Buckalew	VOA CUSTODY	VOA CUSTODY	Blake Buckalew
L1406036-53C Vial-B	INTACT	22-MAR-14	LOGIN	LOGIN	Lan Tran	CUSTODY	CUSTODY	Lan Tran
L1406036-54A Vial-B	INTACT	31-MAR-14	GC/MS	GC/MS	Piotr Duczmalewski	CUSTODY	VOA DEAD FRIDGE	CUSTODY Piotr Duczmalewski
L1406036-54A Vial-B	INTACT	30-MAR-14	CUSTODY	VOA CUSTODY	Marco Soares	GC/MS	GC/MS	Marco Soares
L1406036-54A Vial-B	INTACT	22-MAR-14	CUSTODY	CUSTODY	Blake Buckalew	VOA CUSTODY	VOA CUSTODY	Blake Buckalew
L1406036-54A Vial-B	INTACT	22-MAR-14	LOGIN	LOGIN	Lan Tran	CUSTODY	CUSTODY	Lan Tran
L1406036-54B Vial-B	INTACT	24-MAR-14	GC/MS	GC/MS	Mike Vickery	CUSTODY	VOA DEAD FRIDGE	CUSTODY Mike Vickery
L1406036-54B Vial-B	INTACT	24-MAR-14	CUSTODY	VOA CUSTODY	Mike Vickery	GC/MS	GC/MS	Mike Vickery
L1406036-54B Vial-B	INTACT	22-MAR-14	CUSTODY	CUSTODY	Blake Buckalew	VOA CUSTODY	VOA CUSTODY	Blake Buckalew
L1406036-54B Vial-B	INTACT	22-MAR-14	LOGIN	LOGIN	Lan Tran	CUSTODY	CUSTODY	Lan Tran
L1406036-54C Vial-B	INTACT	22-MAR-14	CUSTODY	CUSTODY	Blake Buckalew	VOA CUSTODY	VOA CUSTODY	Blake Buckalew
L1406036-54C Vial-B	INTACT	22-MAR-14	LOGIN	LOGIN	Lan Tran	CUSTODY	CUSTODY	Lan Tran
L1406036-55A Vial-B	INTACT	31-MAR-14	GC/MS	GC/MS	Piotr Duczmalewski	CUSTODY	VOA DEAD FRIDGE	CUSTODY Piotr Duczmalewski
L1406036-55A Vial-B	INTACT	30-MAR-14	CUSTODY	VOA CUSTODY	Marco Soares	GC/MS	GC/MS	Marco Soares
L1406036-55A Vial-B	INTACT	22-MAR-14	CUSTODY	CUSTODY	Blake Buckalew	VOA CUSTODY	VOA CUSTODY	Blake Buckalew
L1406036-55A Vial-B	INTACT	22-MAR-14	LOGIN	LOGIN	Lan Tran	CUSTODY	CUSTODY	Lan Tran
L1406036-55B Vial-B	INTACT	24-MAR-14	GC/MS	GC/MS	Mike Vickery	CUSTODY	VOA DEAD FRIDGE	CUSTODY Mike Vickery
L1406036-55B Vial-B	INTACT	24-MAR-14	CUSTODY	VOA CUSTODY	Mike Vickery	GC/MS	GC/MS	Mike Vickery
L1406036-55B Vial-B	INTACT	22-MAR-14	CUSTODY	CUSTODY	Blake Buckalew	VOA CUSTODY	VOA CUSTODY	Blake Buckalew
L1406036-55B Vial-B	INTACT	22-MAR-14	LOGIN	LOGIN	Lan Tran	CUSTODY	CUSTODY	Lan Tran

Container ID Type	Status	Transaction Date	From Response	Location	To Operator	Response	Location	Operator
L1406036-55C Vial-B	INTACT	22-MAR-14	CUSTODY	CUSTODY	Blake Buckalew	VOA CUSTODY	VOA CUSTODY	Blake Buckalew
L1406036-55C Vial-B	INTACT	22-MAR-14	LOGIN	LOGIN	Lan Tran	CUSTODY	CUSTODY	Lan Tran
L1406036-56A Vial-B	INTACT	31-MAR-14	GC/MS	GC/MS	Piotr Duczmalewski	CUSTODY	VOA DEAD FRIDGE	CUSTODY Piotr Duczmalewski
L1406036-56A Vial-B	INTACT	30-MAR-14	CUSTODY	VOA CUSTODY	Marco Soares	GC/MS	GC/MS	Marco Soares
L1406036-56A Vial-B	INTACT	22-MAR-14	CUSTODY	CUSTODY	Blake Buckalew	VOA CUSTODY	VOA CUSTODY	Blake Buckalew
L1406036-56A Vial-B	INTACT	22-MAR-14	LOGIN	LOGIN	Lan Tran	CUSTODY	CUSTODY	Lan Tran
L1406036-56B Vial-B	INTACT	24-MAR-14	GC/MS	GC/MS	Mike Vickery	CUSTODY	VOA DEAD FRIDGE	CUSTODY Mike Vickery
L1406036-56B Vial-B	INTACT	24-MAR-14	CUSTODY	VOA CUSTODY	Mike Vickery	GC/MS	GC/MS	Mike Vickery
L1406036-56B Vial-B	INTACT	22-MAR-14	CUSTODY	CUSTODY	Blake Buckalew	VOA CUSTODY	VOA CUSTODY	Blake Buckalew
L1406036-56B Vial-B	INTACT	22-MAR-14	LOGIN	LOGIN	Lan Tran	CUSTODY	CUSTODY	Lan Tran
L1406036-56C Vial-B	INTACT	22-MAR-14	CUSTODY	CUSTODY	Blake Buckalew	VOA CUSTODY	VOA CUSTODY	Blake Buckalew
L1406036-56C Vial-B	INTACT	22-MAR-14	LOGIN	LOGIN	Lan Tran	CUSTODY	CUSTODY	Lan Tran
L1406036-57A Vial-B	INTACT	31-MAR-14	GC/MS	GC/MS	Piotr Duczmalewski	CUSTODY	VOA DEAD FRIDGE	CUSTODY Piotr Duczmalewski
L1406036-57A Vial-B	INTACT	30-MAR-14	CUSTODY	VOA CUSTODY	Marco Soares	GC/MS	GC/MS	Marco Soares
L1406036-57A Vial-B	INTACT	22-MAR-14	CUSTODY	CUSTODY	Blake Buckalew	VOA CUSTODY	VOA CUSTODY	Blake Buckalew
L1406036-57A Vial-B	INTACT	22-MAR-14	LOGIN	LOGIN	Lan Tran	CUSTODY	CUSTODY	Lan Tran
L1406036-57B Vial-B	INTACT	24-MAR-14	GC/MS	GC/MS	Mike Vickery	CUSTODY	VOA DEAD FRIDGE	CUSTODY Mike Vickery
L1406036-57B Vial-B	INTACT	24-MAR-14	CUSTODY	VOA CUSTODY	Mike Vickery	GC/MS	GC/MS	Mike Vickery
L1406036-57B Vial-B	INTACT	22-MAR-14	CUSTODY	CUSTODY	Blake Buckalew	VOA CUSTODY	VOA CUSTODY	Blake Buckalew
L1406036-57B Vial-B	INTACT	22-MAR-14	LOGIN	LOGIN	Lan Tran	CUSTODY	CUSTODY	Lan Tran
L1406036-57C Vial-B	INTACT	22-MAR-14	CUSTODY	CUSTODY	Blake Buckalew	VOA CUSTODY	VOA CUSTODY	Blake Buckalew
L1406036-57C Vial-B	INTACT	22-MAR-14	LOGIN	LOGIN	Lan Tran	CUSTODY	CUSTODY	Lan Tran

Methodology Review

REFERENCES

1 Test Methods for Evaluating Solid Waste: Physical/Chemical Methods. EPA SW-846. Third Edition. Updates I - IV, 2007.

LIMITATION OF LIABILITIES

Alpha Analytical performs services with reasonable care and diligence normal to the analytical testing laboratory industry. In the event of an error, the sole and exclusive responsibility of Alpha Analytical shall be to re-perform the work at it's own expense. In no event shall Alpha Analytical be held liable for any incidental, consequential or special damages, including but not limited to, damages in any way connected with the use of, interpretation of, information or analysis provided by Alpha Analytical.

We strongly urge our clients to comply with EPA protocol regarding sample volume, preservation, cooling, containers, sampling procedures, holding time and splitting of samples in the field.

Laboratory Chronicle

Sample Receipt and Container Information

Were project specific reporting limits specified? YES

Reagent H2O Preserved Vials Frozen on: NA

Cooler Information Custody Seal

Cooler	
A	Absent

Container Information

Container ID	Container Type	Cooler	pH	Temp deg C	Pres	Seal	Analysis(*)
L1406036-01A	Vial HCl preserved	A	N/A	3.9	Y	Absent	NJ-8260(14)
L1406036-01B	Vial HCl preserved	A	N/A	3.9	Y	Absent	NJ-8260(14)
L1406036-01C	Vial HCl preserved	A	N/A	3.9	Y	Absent	NJ-8260(14)
L1406036-02A	Vial HCl preserved	A	N/A	3.9	Y	Absent	NJ-8260(14)
L1406036-02B	Vial HCl preserved	A	N/A	3.9	Y	Absent	NJ-8260(14)
L1406036-02C	Vial HCl preserved	A	N/A	3.9	Y	Absent	NJ-8260(14)
L1406036-03A	Vial HCl preserved	A	N/A	3.9	Y	Absent	NJ-8260(14)
L1406036-03B	Vial HCl preserved	A	N/A	3.9	Y	Absent	NJ-8260(14)
L1406036-03C	Vial HCl preserved	A	N/A	3.9	Y	Absent	NJ-8260(14)
L1406036-04A	Vial HCl preserved	A	N/A	3.9	Y	Absent	NJ-8260(14)
L1406036-04B	Vial HCl preserved	A	N/A	3.9	Y	Absent	NJ-8260(14)
L1406036-04C	Vial HCl preserved	A	N/A	3.9	Y	Absent	NJ-8260(14)
L1406036-05A	Vial HCl preserved	A	N/A	3.9	Y	Absent	NJ-8260(14)
L1406036-05B	Vial HCl preserved	A	N/A	3.9	Y	Absent	NJ-8260(14)
L1406036-05C	Vial HCl preserved	A	N/A	3.9	Y	Absent	NJ-8260(14)
L1406036-06A	Vial HCl preserved	A	N/A	3.9	Y	Absent	NJ-8260(14)
L1406036-06B	Vial HCl preserved	A	N/A	3.9	Y	Absent	NJ-8260(14)
L1406036-06C	Vial HCl preserved	A	N/A	3.9	Y	Absent	NJ-8260(14)
L1406036-07A	Vial HCl preserved	A	N/A	3.9	Y	Absent	NJ-8260(14)
L1406036-07B	Vial HCl preserved	A	N/A	3.9	Y	Absent	NJ-8260(14)
L1406036-07C	Vial HCl preserved	A	N/A	3.9	Y	Absent	NJ-8260(14)
L1406036-08A	Vial HCl preserved	A	N/A	3.9	Y	Absent	NJ-8260(14)
L1406036-08B	Vial HCl preserved	A	N/A	3.9	Y	Absent	NJ-8260(14)
L1406036-08C	Vial HCl preserved	A	N/A	3.9	Y	Absent	NJ-8260(14)
L1406036-09A	Vial HCl preserved	A	N/A	3.9	Y	Absent	NJ-8260(14)
L1406036-09B	Vial HCl preserved	A	N/A	3.9	Y	Absent	NJ-8260(14)
L1406036-09C	Vial HCl preserved	A	N/A	3.9	Y	Absent	NJ-8260(14)

*Values in parentheses indicate holding time in days

Container Information

Container ID	Container Type	Cooler	pH	Temp deg C	Pres	Seal	Analysis(*)
L1406036-10A	Vial HCl preserved	A	N/A	3.9	Y	Absent	NJ-8260(14)
L1406036-10B	Vial HCl preserved	A	N/A	3.9	Y	Absent	NJ-8260(14)
L1406036-10C	Vial HCl preserved	A	N/A	3.9	Y	Absent	NJ-8260(14)
L1406036-11A	Vial HCl preserved	A	N/A	3.9	Y	Absent	NJ-8260(14)
L1406036-11B	Vial HCl preserved	A	N/A	3.9	Y	Absent	NJ-8260(14)
L1406036-11C	Vial HCl preserved	A	N/A	3.9	Y	Absent	NJ-8260(14)
L1406036-12A	Vial HCl preserved	A	N/A	3.9	Y	Absent	NJ-8260(14)
L1406036-12B	Vial HCl preserved	A	N/A	3.9	Y	Absent	NJ-8260(14)
L1406036-12C	Vial HCl preserved	A	N/A	3.9	Y	Absent	NJ-8260(14)
L1406036-13A	Vial HCl preserved	A	N/A	3.9	Y	Absent	NJ-8260(14)
L1406036-13B	Vial HCl preserved	A	N/A	3.9	Y	Absent	NJ-8260(14)
L1406036-13C	Vial HCl preserved	A	N/A	3.9	Y	Absent	NJ-8260(14)
L1406036-14A	Vial HCl preserved	A	N/A	3.9	Y	Absent	NJ-8260(14)
L1406036-14B	Vial HCl preserved	A	N/A	3.9	Y	Absent	NJ-8260(14)
L1406036-14C	Vial HCl preserved	A	N/A	3.9	Y	Absent	NJ-8260(14)
L1406036-15A	Vial HCl preserved	A	N/A	3.9	Y	Absent	NJ-8260(14)
L1406036-15B	Vial HCl preserved	A	N/A	3.9	Y	Absent	NJ-8260(14)
L1406036-15C	Vial HCl preserved	A	N/A	3.9	Y	Absent	NJ-8260(14)
L1406036-16A	Vial HCl preserved	A	N/A	3.9	Y	Absent	NJ-8260(14)
L1406036-16B	Vial HCl preserved	A	N/A	3.9	Y	Absent	NJ-8260(14)
L1406036-16C	Vial HCl preserved	A	N/A	3.9	Y	Absent	NJ-8260(14)
L1406036-17A	Vial HCl preserved	A	N/A	3.9	Y	Absent	NJ-8260(14)
L1406036-17B	Vial HCl preserved	A	N/A	3.9	Y	Absent	NJ-8260(14)
L1406036-17C	Vial HCl preserved	A	N/A	3.9	Y	Absent	NJ-8260(14)
L1406036-18A	Vial HCl preserved	A	N/A	3.9	Y	Absent	NJ-8260(14)
L1406036-18B	Vial HCl preserved	A	N/A	3.9	Y	Absent	NJ-8260(14)
L1406036-18C	Vial HCl preserved	A	N/A	3.9	Y	Absent	NJ-8260(14)
L1406036-19A	Vial HCl preserved	A	N/A	3.9	Y	Absent	NJ-8260(14)
L1406036-19B	Vial HCl preserved	A	N/A	3.9	Y	Absent	NJ-8260(14)
L1406036-19C	Vial HCl preserved	A	N/A	3.9	Y	Absent	NJ-8260(14)
L1406036-20A	Vial HCl preserved	A	N/A	3.9	Y	Absent	NJ-8260(14)
L1406036-20B	Vial HCl preserved	A	N/A	3.9	Y	Absent	NJ-8260(14)
L1406036-20C	Vial HCl preserved	A	N/A	3.9	Y	Absent	NJ-8260(14)
L1406036-21A	Vial HCl preserved	A	N/A	3.9	Y	Absent	NJ-8260(14)
L1406036-21B	Vial HCl preserved	A	N/A	3.9	Y	Absent	NJ-8260(14)
L1406036-21C	Vial HCl preserved	A	N/A	3.9	Y	Absent	NJ-8260(14)

*Values in parentheses indicate holding time in days

Container Information

Container ID	Container Type	Cooler	pH	Temp deg C	Pres	Seal	Analysis(*)
L1406036-22A	Vial HCl preserved	A	N/A	3.9	Y	Absent	NJ-8260(14)
L1406036-22B	Vial HCl preserved	A	N/A	3.9	Y	Absent	NJ-8260(14)
L1406036-22C	Vial HCl preserved	A	N/A	3.9	Y	Absent	NJ-8260(14)
L1406036-23A	Vial HCl preserved	A	N/A	3.9	Y	Absent	NJ-8260(14)
L1406036-23B	Vial HCl preserved	A	N/A	3.9	Y	Absent	NJ-8260(14)
L1406036-23C	Vial HCl preserved	A	N/A	3.9	Y	Absent	NJ-8260(14)
L1406036-24A	Vial HCl preserved	A	N/A	3.9	Y	Absent	NJ-8260(14)
L1406036-24B	Vial HCl preserved	A	N/A	3.9	Y	Absent	NJ-8260(14)
L1406036-24C	Vial HCl preserved	A	N/A	3.9	Y	Absent	NJ-8260(14)
L1406036-25A	Vial HCl preserved	A	N/A	3.9	Y	Absent	NJ-8260(14)
L1406036-25B	Vial HCl preserved	A	N/A	3.9	Y	Absent	NJ-8260(14)
L1406036-25C	Vial HCl preserved	A	N/A	3.9	Y	Absent	NJ-8260(14)
L1406036-26A	Vial HCl preserved	A	N/A	3.9	Y	Absent	NJ-8260(14)
L1406036-26B	Vial HCl preserved	A	N/A	3.9	Y	Absent	NJ-8260(14)
L1406036-26C	Vial HCl preserved	A	N/A	3.9	Y	Absent	NJ-8260(14)
L1406036-27A	Vial HCl preserved	A	N/A	3.9	Y	Absent	NJ-8260(14)
L1406036-27B	Vial HCl preserved	A	N/A	3.9	Y	Absent	NJ-8260(14)
L1406036-27C	Vial HCl preserved	A	N/A	3.9	Y	Absent	NJ-8260(14)
L1406036-28A	Vial HCl preserved	A	N/A	3.9	Y	Absent	NJ-8260(14)
L1406036-28B	Vial HCl preserved	A	N/A	3.9	Y	Absent	NJ-8260(14)
L1406036-28C	Vial HCl preserved	A	N/A	3.9	Y	Absent	NJ-8260(14)
L1406036-29A	Vial HCl preserved	A	N/A	3.9	Y	Absent	NJ-8260(14)
L1406036-29B	Vial HCl preserved	A	N/A	3.9	Y	Absent	NJ-8260(14)
L1406036-29C	Vial HCl preserved	A	N/A	3.9	Y	Absent	NJ-8260(14)
L1406036-30A	Vial HCl preserved	A	N/A	3.9	Y	Absent	NJ-8260(14)
L1406036-30B	Vial HCl preserved	A	N/A	3.9	Y	Absent	NJ-8260(14)
L1406036-30C	Vial HCl preserved	A	N/A	3.9	Y	Absent	NJ-8260(14)
L1406036-31A	Vial HCl preserved	A	N/A	3.9	Y	Absent	NJ-8260(14)
L1406036-31B	Vial HCl preserved	A	N/A	3.9	Y	Absent	NJ-8260(14)
L1406036-31C	Vial HCl preserved	A	N/A	3.9	Y	Absent	NJ-8260(14)
L1406036-32A	Vial HCl preserved	A	N/A	3.9	Y	Absent	NJ-8260(14)
L1406036-32B	Vial HCl preserved	A	N/A	3.9	Y	Absent	NJ-8260(14)
L1406036-32C	Vial HCl preserved	A	N/A	3.9	Y	Absent	NJ-8260(14)
L1406036-33A	Vial HCl preserved	A	N/A	3.9	Y	Absent	NJ-8260(14)
L1406036-33B	Vial HCl preserved	A	N/A	3.9	Y	Absent	NJ-8260(14)
L1406036-33C	Vial HCl preserved	A	N/A	3.9	Y	Absent	NJ-8260(14)

*Values in parentheses indicate holding time in days

Container Information

Container ID	Container Type	Cooler	pH	Temp deg C	Pres	Seal	Analysis(*)
L1406036-34A	Vial HCl preserved	A	N/A	3.9	Y	Absent	NJ-8260(14)
L1406036-34B	Vial HCl preserved	A	N/A	3.9	Y	Absent	NJ-8260(14)
L1406036-34C	Vial HCl preserved	A	N/A	3.9	Y	Absent	NJ-8260(14)
L1406036-35A	Vial HCl preserved	A	N/A	3.9	Y	Absent	NJ-8260(14)
L1406036-35B	Vial HCl preserved	A	N/A	3.9	Y	Absent	NJ-8260(14)
L1406036-35C	Vial HCl preserved	A	N/A	3.9	Y	Absent	NJ-8260(14)
L1406036-36A	Vial HCl preserved	A	N/A	3.9	Y	Absent	NJ-8260(14)
L1406036-36B	Vial HCl preserved	A	N/A	3.9	Y	Absent	NJ-8260(14)
L1406036-36C	Vial HCl preserved	A	N/A	3.9	Y	Absent	NJ-8260(14)
L1406036-37A	Vial HCl preserved	A	N/A	3.9	Y	Absent	NJ-8260(14)
L1406036-37B	Vial HCl preserved	A	N/A	3.9	Y	Absent	NJ-8260(14)
L1406036-37C	Vial HCl preserved	A	N/A	3.9	Y	Absent	NJ-8260(14)
L1406036-38A	Vial HCl preserved	A	N/A	3.9	Y	Absent	NJ-8260(14)
L1406036-38B	Vial HCl preserved	A	N/A	3.9	Y	Absent	NJ-8260(14)
L1406036-38C	Vial HCl preserved	A	N/A	3.9	Y	Absent	NJ-8260(14)
L1406036-39A	Vial HCl preserved	A	N/A	3.9	Y	Absent	NJ-8260(14)
L1406036-39B	Vial HCl preserved	A	N/A	3.9	Y	Absent	NJ-8260(14)
L1406036-39C	Vial HCl preserved	A	N/A	3.9	Y	Absent	NJ-8260(14)
L1406036-40A	Vial HCl preserved	A	N/A	3.9	Y	Absent	NJ-8260(14)
L1406036-40B	Vial HCl preserved	A	N/A	3.9	Y	Absent	NJ-8260(14)
L1406036-40C	Vial HCl preserved	A	N/A	3.9	Y	Absent	NJ-8260(14)
L1406036-41A	Vial HCl preserved	A	N/A	3.9	Y	Absent	NJ-8260(14)
L1406036-41B	Vial HCl preserved	A	N/A	3.9	Y	Absent	NJ-8260(14)
L1406036-41C	Vial HCl preserved	A	N/A	3.9	Y	Absent	NJ-8260(14)
L1406036-42A	Vial HCl preserved	A	N/A	3.9	Y	Absent	NJ-8260(14)
L1406036-42B	Vial HCl preserved	A	N/A	3.9	Y	Absent	NJ-8260(14)
L1406036-42C	Vial HCl preserved	A	N/A	3.9	Y	Absent	NJ-8260(14)
L1406036-43A	Vial HCl preserved	A	N/A	3.9	Y	Absent	NJ-8260(14)
L1406036-43B	Vial HCl preserved	A	N/A	3.9	Y	Absent	NJ-8260(14)
L1406036-43C	Vial HCl preserved	A	N/A	3.9	Y	Absent	NJ-8260(14)
L1406036-44A	Vial HCl preserved	A	N/A	3.9	Y	Absent	NJ-8260(14)
L1406036-44B	Vial HCl preserved	A	N/A	3.9	Y	Absent	NJ-8260(14)
L1406036-44C	Vial HCl preserved	A	N/A	3.9	Y	Absent	NJ-8260(14)
L1406036-45A	Vial HCl preserved	A	N/A	3.9	Y	Absent	NJ-8260(14)
L1406036-45B	Vial HCl preserved	A	N/A	3.9	Y	Absent	NJ-8260(14)
L1406036-45C	Vial HCl preserved	A	N/A	3.9	Y	Absent	NJ-8260(14)

*Values in parentheses indicate holding time in days

Container Information

Container ID	Container Type	Cooler	pH	Temp deg C	Pres	Seal	Analysis(*)
L1406036-46A	Vial HCl preserved	A	N/A	3.9	Y	Absent	NJ-8260(14)
L1406036-46B	Vial HCl preserved	A	N/A	3.9	Y	Absent	NJ-8260(14)
L1406036-46C	Vial HCl preserved	A	N/A	3.9	Y	Absent	NJ-8260(14)
L1406036-47A	Vial HCl preserved	A	N/A	3.9	Y	Absent	NJ-8260(14)
L1406036-47B	Vial HCl preserved	A	N/A	3.9	Y	Absent	NJ-8260(14)
L1406036-47C	Vial HCl preserved	A	N/A	3.9	Y	Absent	NJ-8260(14)
L1406036-47D	Vial HCl preserved	A	N/A	3.9	Y	Absent	NJ-8260(14)
L1406036-48A	Vial HCl preserved	A	N/A	3.9	Y	Absent	NJ-8260(14)
L1406036-48B	Vial HCl preserved	A	N/A	3.9	Y	Absent	NJ-8260(14)
L1406036-48C	Vial HCl preserved	A	N/A	3.9	Y	Absent	NJ-8260(14)
L1406036-49A	Vial HCl preserved	A	N/A	3.9	Y	Absent	NJ-8260(14)
L1406036-49B	Vial HCl preserved	A	N/A	3.9	Y	Absent	NJ-8260(14)
L1406036-49C	Vial HCl preserved	A	N/A	3.9	Y	Absent	NJ-8260(14)
L1406036-50A	Vial HCl preserved	A	N/A	3.9	Y	Absent	NJ-8260(14)
L1406036-50B	Vial HCl preserved	A	N/A	3.9	Y	Absent	NJ-8260(14)
L1406036-50C	Vial HCl preserved	A	N/A	3.9	Y	Absent	NJ-8260(14)
L1406036-51A	Vial HCl preserved	A	N/A	3.9	Y	Absent	NJ-8260(14)
L1406036-51B	Vial HCl preserved	A	N/A	3.9	Y	Absent	NJ-8260(14)
L1406036-51C	Vial HCl preserved	A	N/A	3.9	Y	Absent	NJ-8260(14)
L1406036-52A	Vial HCl preserved	A	N/A	3.9	Y	Absent	NJ-8260(14)
L1406036-52B	Vial HCl preserved	A	N/A	3.9	Y	Absent	NJ-8260(14)
L1406036-52C	Vial HCl preserved	A	N/A	3.9	Y	Absent	NJ-8260(14)
L1406036-53A	Vial HCl preserved	A	N/A	3.9	Y	Absent	NJ-8260(14)
L1406036-53B	Vial HCl preserved	A	N/A	3.9	Y	Absent	NJ-8260(14)
L1406036-53C	Vial HCl preserved	A	N/A	3.9	Y	Absent	NJ-8260(14)
L1406036-54A	Vial HCl preserved	A	N/A	3.9	Y	Absent	NJ-8260(14)
L1406036-54B	Vial HCl preserved	A	N/A	3.9	Y	Absent	NJ-8260(14)
L1406036-54C	Vial HCl preserved	A	N/A	3.9	Y	Absent	NJ-8260(14)
L1406036-55A	Vial HCl preserved	A	N/A	3.9	Y	Absent	NJ-8260(14)
L1406036-55B	Vial HCl preserved	A	N/A	3.9	Y	Absent	NJ-8260(14)
L1406036-55C	Vial HCl preserved	A	N/A	3.9	Y	Absent	NJ-8260(14)
L1406036-56A	Vial HCl preserved	A	N/A	3.9	Y	Absent	NJ-8260(14)
L1406036-56B	Vial HCl preserved	A	N/A	3.9	Y	Absent	NJ-8260(14)
L1406036-56C	Vial HCl preserved	A	N/A	3.9	Y	Absent	NJ-8260(14)
L1406036-57A	Vial HCl preserved	A	N/A	3.9	Y	Absent	NJ-8260(14)
L1406036-57B	Vial HCl preserved	A	N/A	3.9	Y	Absent	NJ-8260(14)

*Values in parentheses indicate holding time in days

Container Information

Container ID	Container Type	Cooler	pH	Temp deg C	Pres	Seal	Analysis(*)
L1406036-57C	Vial HCl preserved	A	N/A	3.9	Y	Absent	NJ-8260(14)

*Values in parentheses indicate holding time in days

Conformance/Non-Conformance Summary

Case Narrative

The samples were received in accordance with the Chain of Custody and no significant deviations were encountered during the preparation or analysis unless otherwise noted. Sample Receipt, Container Information, and the Chain of Custody are located at the back of the report.

Results contained within this report relate only to the samples submitted under this Alpha Lab Number and meet all of the requirements of NELAC, for all NELAC accredited parameters. The data presented in this report is organized by parameter (i.e. VOC, SVOC, etc.). Sample specific Quality Control data (i.e. Surrogate Spike Recovery) is reported at the end of the target analyte list for each individual sample, followed by the Laboratory Batch Quality Control at the end of each parameter. If a sample was re-analyzed or re-extracted due to a required quality control corrective action and if both sets of data are reported, the Laboratory ID of the re-analysis or re-extraction is designated with an "R" or "RE", respectively. When multiple Batch Quality Control elements are reported (e.g. more than one LCS), the associated samples for each element are noted in the grey shaded header line of each data table. Any Laboratory Batch, Sample Specific % recovery or RPD value that is outside the listed Acceptance Criteria is bolded in the report. Performance criteria for CAM and RCP methods allow for some LCS compound failures to occur and still be within method compliance. In these instances, the specific failures are not narrated but are noted in the associated QC table. This information is also incorporated in the Data Usability format for our Data Merger tool where it can be reviewed along with any associated usability implications. Soil/sediments, solids and tissues are reported on a dry weight basis unless otherwise noted. Definitions of all data qualifiers and acronyms used in this report are provided in the Glossary located at the back of the report.

In reference to questions H (CAM) or 4 (RCP) when "NO" is checked, the performance criteria for CAM and RCP methods allow for some quality control failures to occur and still be within method compliance. In these instances the specific failure is not narrated but noted in the associated QC table. The information is also incorporated in the Data Usability format of our Data Merger tool where it can be reviewed along with any associated usability implications.

Please see the associated ADEx data file for a comparison of laboratory reporting limits that were achieved with the regulatory Numerical Standards requested on the Chain of Custody.

HOLD POLICY
For samples submitted on hold, Alpha's policy is to hold samples free of charge for 30 days from the date the project is completed. After 30 days, we will dispose of all samples submitted including those put on hold unless you have contacted your Client Service Representative and made arrangements for Alpha to continue to hold the samples.

Please contact Client Services at 800-624-9220 with any questions.

Report Submission

Case Narrative (continued)

All non-detect (ND) or estimated concentrations (J-qualified) have been quantitated to the limit noted in the MDL column.

I, the undersigned, attest under the pains and penalties of perjury that, to the best of my knowledge and belief and based upon my personal inquiry of those responsible for providing the information contained in this analytical report, such information is accurate and complete. This certificate of analysis is not complete unless this page accompanies any and all pages of this report.

Authorized Signature: Kelly Stenstrom Report Date: 03/31/14

Title: Technical Director/Representative

Organics

GC/MS 8260
Analysis

Sample Results Summary

Form 1
Volatile Organics

Client	: Tetra Tech GEO	Lab Number	: L1406036
Project Name	: LOCKHEED N. PLAINFIELD	Project Number	: 117-0507600
Lab ID	: L1406036-01	Date Collected	: 03/20/14 07:55
Client ID	: MW-506S	Date Received	: 03/21/14
Sample Location	: N. PLAINFIELD	Date Analyzed	: 03/29/14 13:46
Sample Matrix	: WATER	Dilution Factor	: 1
Analytical Method	: 1,8260C	Analyst	: MS
Lab File ID	: 0329A06	Instrument ID	: GONZO.I
Sample Amount	: 10 ml	GC Column	: RTX-502.2
Level	: LOW	%Solids	: N/A
Extract Volume (MeOH)	: N/A	Injection Volume	: N/A

		ug/L			
CAS NO.	**Parameter**	**Results**	**RL**	**MDL**	**Qualifier**
75-09-2	Methylene chloride	ND	2.5	0.70	U
75-34-3	1,1-Dichloroethane	ND	2.5	0.70	U
67-66-3	Chloroform	ND	2.5	0.70	U
56-23-5	Carbon tetrachloride	ND	0.50	0.13	U
78-87-5	1,2-Dichloropropane	ND	1.0	0.13	U
124-48-1	Dibromochloromethane	ND	0.50	0.15	U
79-00-5	1,1,2-Trichloroethane	ND	1.5	0.50	U
127-18-4	Tetrachloroethene	ND	0.50	0.18	U
108-90-7	Chlorobenzene	ND	2.5	0.70	U
75-69-4	Trichlorofluoromethane	ND	2.5	0.70	U
107-06-2	1,2-Dichloroethane	ND	0.50	0.13	U
71-55-6	1,1,1-Trichloroethane	ND	2.5	0.70	U
75-27-4	Bromodichloromethane	ND	0.50	0.19	U
10061-02-6	trans-1,3-Dichloropropene	ND	0.50	0.16	U
10061-01-5	cis-1,3-Dichloropropene	ND	0.50	0.14	U
542-75-6	1,3-Dichloropropene, Total	ND	0.50	0.14	U
75-25-2	Bromoform	ND	2.0	0.65	U
79-34-5	1,1,2,2-Tetrachloroethane	ND	0.50	0.14	U
71-43-2	Benzene	ND	0.50	0.16	U
108-88-3	Toluene	ND	2.5	0.70	U
100-41-4	Ethylbenzene	ND	2.5	0.70	U
74-87-3	Chloromethane	ND	2.5	0.70	U
74-83-9	Bromomethane	ND	2.5	0.70	U
75-01-4	Vinyl chloride	ND	1.0	0.33	U
75-00-3	Chloroethane	ND	2.5	0.70	U
75-35-4	1,1-Dichloroethene	ND	0.50	0.14	U
156-60-5	trans-1,2-Dichloroethene	ND	2.5	0.70	U

Form 1
Volatile Organics

Client	: Tetra Tech GEO	Lab Number	: L1406036
Project Name	: LOCKHEED N. PLAINFIELD	Project Number	: 117-0507600
Lab ID	: L1406036-01	Date Collected	: 03/20/14 07:55
Client ID	: MW-506S	Date Received	: 03/21/14
Sample Location	: N. PLAINFIELD	Date Analyzed	: 03/29/14 13:46
Sample Matrix	: WATER	Dilution Factor	: 1
Analytical Method	: 1,8260C	Analyst	: MS
Lab File ID	: 0329A06	Instrument ID	: GONZO.I
Sample Amount	: 10 ml	GC Column	: RTX-502.2
Level	: LOW	%Solids	: N/A
Extract Volume (MeOH)	: N/A	Injection Volume	: N/A

		ug/L			
CAS NO.	**Parameter**	**Results**	**RL**	**MDL**	**Qualifier**
79-01-6	Trichloroethene	0.32	0.50	0.17	J
95-50-1	1,2-Dichlorobenzene	ND	2.5	0.70	U
541-73-1	1,3-Dichlorobenzene	ND	2.5	0.70	U
106-46-7	1,4-Dichlorobenzene	ND	2.5	0.70	U
1634-04-4	Methyl tert butyl ether	ND	2.5	0.70	U
179601-23-1	p/m-Xylene	ND	2.5	0.70	U
95-47-6	o-Xylene	ND	2.5	0.70	U
1330-20-7	Xylene (Total)	ND	2.5	0.70	U
156-59-2	cis-1,2-Dichloroethene	ND	2.5	0.70	U
100-42-5	Styrene	ND	2.5	0.70	U
75-71-8	Dichlorodifluoromethane	ND	5.0	1.0	U
67-64-1	Acetone	ND	5.0	1.0	U
75-15-0	Carbon disulfide	ND	5.0	1.0	U
78-93-3	2-Butanone	ND	5.0	1.0	U
108-10-1	4-Methyl-2-pentanone	ND	5.0	1.0	U
591-78-6	2-Hexanone	ND	5.0	1.0	U
74-97-5	Bromochloromethane	ND	2.5	0.70	U
106-93-4	1,2-Dibromoethane	ND	2.0	0.65	U
96-12-8	1,2-Dibromo-3-chloropropane	ND	2.5	0.70	U
98-82-8	Isopropylbenzene	ND	2.5	0.70	U
87-61-6	1,2,3-Trichlorobenzene	ND	2.5	0.70	U
120-82-1	1,2,4-Trichlorobenzene	ND	2.5	0.70	U
79-20-9	Methyl Acetate	ND	2.0	0.65	U
110-82-7	Cyclohexane	ND	10	0.70	U
123-91-1	1,4-Dioxane	ND	250	41.	U
108-87-2	Methyl cyclohexane	ND	10	0.29	U
76-13-1	1,1,2-Trichloro-1,2,2-Trifluoroethane	ND	2.5	0.70	U

Tentatively Identified Compounds
Volatile Organics

Client	: Tetra Tech GEO	Lab Number	: L1406036
Project Name	: LOCKHEED N. PLAINFIELD	Project Number	: 117-0507600
Lab ID	: L1406036-01	Date Collected	: 03/20/14 07:55
Client ID	: MW-506S	Date Received	: 03/21/14
Sample Location	: N. PLAINFIELD	Date Analyzed	: 03/29/14 13:46
Sample Matrix	: WATER	Dilution Factor	: 1
Analytical Method	: 1,8260C	Analyst	: MS
Lab File ID	: 0329A06	Instrument ID	: GONZO.I
Sample Amount	: 10 ml	GC Column	: RTX-502.2
Level	: LOW	%Solids	: N/A
Extract Volume (MeOH)	: N/A	Injection Volume	: N/A

Number TICS found: 0 **Concentration Units: ug/L**

CAS Number	Compound Name	RT	EST. CONC.	Qualifier
	NO TENTATIVELY IDENTIFIED COMPOUNDS			

Form 1
Volatile Organics

Client	: Tetra Tech GEO	Lab Number	: L1406036
Project Name	: LOCKHEED N. PLAINFIELD	Project Number	: 117-0507600
Lab ID	: L1406036-02	Date Collected	: 03/20/14 08:00
Client ID	: MW-506I	Date Received	: 03/21/14
Sample Location	: N. PLAINFIELD	Date Analyzed	: 03/29/14 14:22
Sample Matrix	: WATER	Dilution Factor	: 1
Analytical Method	: 1,8260C	Analyst	: MS
Lab File ID	: 0329A07	Instrument ID	: GONZO.I
Sample Amount	: 10 ml	GC Column	: RTX-502.2
Level	: LOW	%Solids	: N/A
Extract Volume (MeOH)	: N/A	Injection Volume	: N/A

		ug/L			
CAS NO.	**Parameter**	**Results**	**RL**	**MDL**	**Qualifier**
75-09-2	Methylene chloride	ND	2.5	0.70	U
75-34-3	1,1-Dichloroethane	ND	2.5	0.70	U
67-66-3	Chloroform	0.84	2.5	0.70	J
56-23-5	Carbon tetrachloride	ND	0.50	0.13	U
78-87-5	1,2-Dichloropropane	ND	1.0	0.13	U
124-48-1	Dibromochloromethane	ND	0.50	0.15	U
79-00-5	1,1,2-Trichloroethane	ND	1.5	0.50	U
127-18-4	Tetrachloroethene	0.55	0.50	0.18	
108-90-7	Chlorobenzene	ND	2.5	0.70	U
75-69-4	Trichlorofluoromethane	ND	2.5	0.70	U
107-06-2	1,2-Dichloroethane	ND	0.50	0.13	U
71-55-6	1,1,1-Trichloroethane	ND	2.5	0.70	U
75-27-4	Bromodichloromethane	ND	0.50	0.19	U
10061-02-6	trans-1,3-Dichloropropene	ND	0.50	0.16	U
10061-01-5	cis-1,3-Dichloropropene	ND	0.50	0.14	U
542-75-6	1,3-Dichloropropene, Total	ND	0.50	0.14	U
75-25-2	Bromoform	ND	2.0	0.65	U
79-34-5	1,1,2,2-Tetrachloroethane	ND	0.50	0.14	U
71-43-2	Benzene	ND	0.50	0.16	U
108-88-3	Toluene	ND	2.5	0.70	U
100-41-4	Ethylbenzene	ND	2.5	0.70	U
74-87-3	Chloromethane	ND	2.5	0.70	U
74-83-9	Bromomethane	ND	2.5	0.70	U
75-01-4	Vinyl chloride	ND	1.0	0.33	U
75-00-3	Chloroethane	ND	2.5	0.70	U
75-35-4	1,1-Dichloroethene	ND	0.50	0.14	U
156-60-5	trans-1,2-Dichloroethene	ND	2.5	0.70	U

Form 1
Volatile Organics

Client	: Tetra Tech GEO	Lab Number	: L1406036
Project Name	: LOCKHEED N. PLAINFIELD	Project Number	: 117-0507600
Lab ID	: L1406036-02	Date Collected	: 03/20/14 08:00
Client ID	: MW-506I	Date Received	: 03/21/14
Sample Location	: N. PLAINFIELD	Date Analyzed	: 03/29/14 14:22
Sample Matrix	: WATER	Dilution Factor	: 1
Analytical Method	: 1,8260C	Analyst	: MS
Lab File ID	: 0329A07	Instrument ID	: GONZO.I
Sample Amount	: 10 ml	GC Column	: RTX-502.2
Level	: LOW	%Solids	: N/A
Extract Volume (MeOH)	: N/A	Injection Volume	: N/A

		ug/L			
CAS NO.	**Parameter**	**Results**	**RL**	**MDL**	**Qualifier**
79-01-6	Trichloroethene	0.71	0.50	0.17	
95-50-1	1,2-Dichlorobenzene	ND	2.5	0.70	U
541-73-1	1,3-Dichlorobenzene	ND	2.5	0.70	U
106-46-7	1,4-Dichlorobenzene	ND	2.5	0.70	U
1634-04-4	Methyl tert butyl ether	ND	2.5	0.70	U
179601-23-1	p/m-Xylene	ND	2.5	0.70	U
95-47-6	o-Xylene	ND	2.5	0.70	U
1330-20-7	Xylene (Total)	ND	2.5	0.70	U
156-59-2	cis-1,2-Dichloroethene	ND	2.5	0.70	U
100-42-5	Styrene	ND	2.5	0.70	U
75-71-8	Dichlorodifluoromethane	ND	5.0	1.0	U
67-64-1	Acetone	ND	5.0	1.0	U
75-15-0	Carbon disulfide	ND	5.0	1.0	U
78-93-3	2-Butanone	ND	5.0	1.0	U
108-10-1	4-Methyl-2-pentanone	ND	5.0	1.0	U
591-78-6	2-Hexanone	ND	5.0	1.0	U
74-97-5	Bromochloromethane	ND	2.5	0.70	U
106-93-4	1,2-Dibromoethane	ND	2.0	0.65	U
96-12-8	1,2-Dibromo-3-chloropropane	ND	2.5	0.70	U
98-82-8	Isopropylbenzene	ND	2.5	0.70	U
87-61-6	1,2,3-Trichlorobenzene	ND	2.5	0.70	U
120-82-1	1,2,4-Trichlorobenzene	ND	2.5	0.70	U
79-20-9	Methyl Acetate	ND	2.0	0.65	U
110-82-7	Cyclohexane	ND	10	0.70	U
123-91-1	1,4-Dioxane	ND	250	41.	U
108-87-2	Methyl cyclohexane	ND	10	0.29	U
76-13-1	1,1,2-Trichloro-1,2,2-Trifluoroethane	ND	2.5	0.70	U

Tentatively Identified Compounds
Volatile Organics

Client	: Tetra Tech GEO	Lab Number	: L1406036
Project Name	: LOCKHEED N. PLAINFIELD	Project Number	: 117-0507600
Lab ID	: L1406036-02	Date Collected	: 03/20/14 08:00
Client ID	: MW-506I	Date Received	: 03/21/14
Sample Location	: N. PLAINFIELD	Date Analyzed	: 03/29/14 14:22
Sample Matrix	: WATER	Dilution Factor	: 1
Analytical Method	: 1,8260C	Analyst	: MS
Lab File ID	: 0329A07	Instrument ID	: GONZO.I
Sample Amount	: 10 ml	GC Column	: RTX-502.2
Level	: LOW	%Solids	: N/A
Extract Volume (MeOH)	: N/A	Injection Volume	: N/A

Number TICS found: 0 **Concentration Units: ug/L**

CAS Number	Compound Name	RT	EST. CONC.	Qualifier
	NO TENTATIVELY IDENTIFIED COMPOUNDS			

Form 1
Volatile Organics

Client	: Tetra Tech GEO	Lab Number	: L1406036
Project Name	: LOCKHEED N. PLAINFIELD	Project Number	: 117-0507600
Lab ID	: L1406036-03	Date Collected	: 03/20/14 08:20
Client ID	: MW-1S	Date Received	: 03/21/14
Sample Location	: N. PLAINFIELD	Date Analyzed	: 03/29/14 14:58
Sample Matrix	: WATER	Dilution Factor	: 1
Analytical Method	: 1,8260C	Analyst	: MS
Lab File ID	: 0329A08	Instrument ID	: GONZO.I
Sample Amount	: 10 ml	GC Column	: RTX-502.2
Level	: LOW	%Solids	: N/A
Extract Volume (MeOH)	: N/A	Injection Volume	: N/A

		ug/L			
CAS NO.	**Parameter**	**Results**	**RL**	**MDL**	**Qualifier**
75-09-2	Methylene chloride	ND	2.5	0.70	U
75-34-3	1,1-Dichloroethane	ND	2.5	0.70	U
67-66-3	Chloroform	0.90	2.5	0.70	J
56-23-5	Carbon tetrachloride	ND	0.50	0.13	U
78-87-5	1,2-Dichloropropane	ND	1.0	0.13	U
124-48-1	Dibromochloromethane	ND	0.50	0.15	U
79-00-5	1,1,2-Trichloroethane	ND	1.5	0.50	U
127-18-4	Tetrachloroethene	ND	0.50	0.18	U
108-90-7	Chlorobenzene	ND	2.5	0.70	U
75-69-4	Trichlorofluoromethane	ND	2.5	0.70	U
107-06-2	1,2-Dichloroethane	ND	0.50	0.13	U
71-55-6	1,1,1-Trichloroethane	ND	2.5	0.70	U
75-27-4	Bromodichloromethane	ND	0.50	0.19	U
10061-02-6	trans-1,3-Dichloropropene	ND	0.50	0.16	U
10061-01-5	cis-1,3-Dichloropropene	ND	0.50	0.14	U
542-75-6	1,3-Dichloropropene, Total	ND	0.50	0.14	U
75-25-2	Bromoform	ND	2.0	0.65	U
79-34-5	1,1,2,2-Tetrachloroethane	ND	0.50	0.14	U
71-43-2	Benzene	ND	0.50	0.16	U
108-88-3	Toluene	ND	2.5	0.70	U
100-41-4	Ethylbenzene	ND	2.5	0.70	U
74-87-3	Chloromethane	ND	2.5	0.70	U
74-83-9	Bromomethane	ND	2.5	0.70	U
75-01-4	Vinyl chloride	ND	1.0	0.33	U
75-00-3	Chloroethane	ND	2.5	0.70	U
75-35-4	1,1-Dichloroethene	ND	0.50	0.14	U
156-60-5	trans-1,2-Dichloroethene	ND	2.5	0.70	U

Form 1
Volatile Organics

Client	: Tetra Tech GEO	Lab Number	: L1406036
Project Name	: LOCKHEED N. PLAINFIELD	Project Number	: 117-0507600
Lab ID	: L1406036-03	Date Collected	: 03/20/14 08:20
Client ID	: MW-1S	Date Received	: 03/21/14
Sample Location	: N. PLAINFIELD	Date Analyzed	: 03/29/14 14:58
Sample Matrix	: WATER	Dilution Factor	: 1
Analytical Method	: 1,8260C	Analyst	: MS
Lab File ID	: 0329A08	Instrument ID	: GONZO.I
Sample Amount	: 10 ml	GC Column	: RTX-502.2
Level	: LOW	%Solids	: N/A
Extract Volume (MeOH)	: N/A	Injection Volume	: N/A

		ug/L			
CAS NO.	**Parameter**	**Results**	**RL**	**MDL**	**Qualifier**
79-01-6	Trichloroethene	2.8	0.50	0.17	
95-50-1	1,2-Dichlorobenzene	ND	2.5	0.70	U
541-73-1	1,3-Dichlorobenzene	ND	2.5	0.70	U
106-46-7	1,4-Dichlorobenzene	ND	2.5	0.70	U
1634-04-4	Methyl tert butyl ether	ND	2.5	0.70	U
179601-23-1	p/m-Xylene	ND	2.5	0.70	U
95-47-6	o-Xylene	ND	2.5	0.70	U
1330-20-7	Xylene (Total)	ND	2.5	0.70	U
156-59-2	cis-1,2-Dichloroethene	ND	2.5	0.70	U
100-42-5	Styrene	ND	2.5	0.70	U
75-71-8	Dichlorodifluoromethane	ND	5.0	1.0	U
67-64-1	Acetone	2.6	5.0	1.0	J
75-15-0	Carbon disulfide	ND	5.0	1.0	U
78-93-3	2-Butanone	ND	5.0	1.0	U
108-10-1	4-Methyl-2-pentanone	ND	5.0	1.0	U
591-78-6	2-Hexanone	ND	5.0	1.0	U
74-97-5	Bromochloromethane	ND	2.5	0.70	U
106-93-4	1,2-Dibromoethane	ND	2.0	0.65	U
96-12-8	1,2-Dibromo-3-chloropropane	ND	2.5	0.70	U
98-82-8	Isopropylbenzene	ND	2.5	0.70	U
87-61-6	1,2,3-Trichlorobenzene	ND	2.5	0.70	U
120-82-1	1,2,4-Trichlorobenzene	ND	2.5	0.70	U
79-20-9	Methyl Acetate	ND	2.0	0.65	U
110-82-7	Cyclohexane	ND	10	0.70	U
123-91-1	1,4-Dioxane	ND	250	41.	U
108-87-2	Methyl cyclohexane	ND	10	0.29	U
76-13-1	1,1,2-Trichloro-1,2,2-Trifluoroethane	ND	2.5	0.70	U

Tentatively Identified Compounds
Volatile Organics

Client	: Tetra Tech GEO	Lab Number	: L1406036
Project Name	: LOCKHEED N. PLAINFIELD	Project Number	: 117-0507600
Lab ID	: L1406036-03	Date Collected	: 03/20/14 08:20
Client ID	: MW-1S	Date Received	: 03/21/14
Sample Location	: N. PLAINFIELD	Date Analyzed	: 03/29/14 14:58
Sample Matrix	: WATER	Dilution Factor	: 1
Analytical Method	: 1,8260C	Analyst	: MS
Lab File ID	: 0329A08	Instrument ID	: GONZO.I
Sample Amount	: 10 ml	GC Column	: RTX-502.2
Level	: LOW	%Solids	: N/A
Extract Volume (MeOH)	: N/A	Injection Volume	: N/A

Number TICS found: 0 **Concentration Units: ug/L**

CAS Number	Compound Name	RT	EST. CONC.	Qualifier
	NO TENTATIVELY IDENTIFIED COMPOUNDS			

Form 1
Volatile Organics

Client	: Tetra Tech GEO	Lab Number	: L1406036
Project Name	: LOCKHEED N. PLAINFIELD	Project Number	: 117-0507600
Lab ID	: L1406036-04	Date Collected	: 03/20/14 08:25
Client ID	: MW-1I	Date Received	: 03/21/14
Sample Location	: N. PLAINFIELD	Date Analyzed	: 03/29/14 15:34
Sample Matrix	: WATER	Dilution Factor	: 1
Analytical Method	: 1,8260C	Analyst	: MS
Lab File ID	: 0329A09	Instrument ID	: GONZO.I
Sample Amount	: 10 ml	GC Column	: RTX-502.2
Level	: LOW	%Solids	: N/A
Extract Volume (MeOH)	: N/A	Injection Volume	: N/A

		ug/L			
CAS NO.	**Parameter**	**Results**	**RL**	**MDL**	**Qualifier**
75-09-2	Methylene chloride	ND	2.5	0.70	U
75-34-3	1,1-Dichloroethane	ND	2.5	0.70	U
67-66-3	Chloroform	ND	2.5	0.70	U
56-23-5	Carbon tetrachloride	ND	0.50	0.13	U
78-87-5	1,2-Dichloropropane	ND	1.0	0.13	U
124-48-1	Dibromochloromethane	ND	0.50	0.15	U
79-00-5	1,1,2-Trichloroethane	ND	1.5	0.50	U
127-18-4	Tetrachloroethene	0.29	0.50	0.18	J
108-90-7	Chlorobenzene	ND	2.5	0.70	U
75-69-4	Trichlorofluoromethane	ND	2.5	0.70	U
107-06-2	1,2-Dichloroethane	ND	0.50	0.13	U
71-55-6	1,1,1-Trichloroethane	ND	2.5	0.70	U
75-27-4	Bromodichloromethane	ND	0.50	0.19	U
10061-02-6	trans-1,3-Dichloropropene	ND	0.50	0.16	U
10061-01-5	cis-1,3-Dichloropropene	ND	0.50	0.14	U
542-75-6	1,3-Dichloropropene, Total	ND	0.50	0.14	U
75-25-2	Bromoform	ND	2.0	0.65	U
79-34-5	1,1,2,2-Tetrachloroethane	ND	0.50	0.14	U
71-43-2	Benzene	ND	0.50	0.16	U
108-88-3	Toluene	ND	2.5	0.70	U
100-41-4	Ethylbenzene	ND	2.5	0.70	U
74-87-3	Chloromethane	ND	2.5	0.70	U
74-83-9	Bromomethane	ND	2.5	0.70	U
75-01-4	Vinyl chloride	ND	1.0	0.33	U
75-00-3	Chloroethane	ND	2.5	0.70	U
75-35-4	1,1-Dichloroethene	ND	0.50	0.14	U
156-60-5	trans-1,2-Dichloroethene	ND	2.5	0.70	U

Form 1
Volatile Organics

Client	: Tetra Tech GEO	Lab Number	: L1406036
Project Name	: LOCKHEED N. PLAINFIELD	Project Number	: 117-0507600
Lab ID	: L1406036-04	Date Collected	: 03/20/14 08:25
Client ID	: MW-1I	Date Received	: 03/21/14
Sample Location	: N. PLAINFIELD	Date Analyzed	: 03/29/14 15:34
Sample Matrix	: WATER	Dilution Factor	: 1
Analytical Method	: 1,8260C	Analyst	: MS
Lab File ID	: 0329A09	Instrument ID	: GONZO.I
Sample Amount	: 10 ml	GC Column	: RTX-502.2
Level	: LOW	%Solids	: N/A
Extract Volume (MeOH)	: N/A	Injection Volume	: N/A

		ug/L			
CAS NO.	**Parameter**	**Results**	**RL**	**MDL**	**Qualifier**
79-01-6	Trichloroethene	120	0.50	0.17	
95-50-1	1,2-Dichlorobenzene	ND	2.5	0.70	U
541-73-1	1,3-Dichlorobenzene	ND	2.5	0.70	U
106-46-7	1,4-Dichlorobenzene	ND	2.5	0.70	U
1634-04-4	Methyl tert butyl ether	ND	2.5	0.70	U
179601-23-1	p/m-Xylene	ND	2.5	0.70	U
95-47-6	o-Xylene	ND	2.5	0.70	U
1330-20-7	Xylene (Total)	ND	2.5	0.70	U
156-59-2	cis-1,2-Dichloroethene	0.85	2.5	0.70	J
100-42-5	Styrene	ND	2.5	0.70	U
75-71-8	Dichlorodifluoromethane	ND	5.0	1.0	U
67-64-1	Acetone	1.2	5.0	1.0	J
75-15-0	Carbon disulfide	ND	5.0	1.0	U
78-93-3	2-Butanone	ND	5.0	1.0	U
108-10-1	4-Methyl-2-pentanone	ND	5.0	1.0	U
591-78-6	2-Hexanone	ND	5.0	1.0	U
74-97-5	Bromochloromethane	ND	2.5	0.70	U
106-93-4	1,2-Dibromoethane	ND	2.0	0.65	U
96-12-8	1,2-Dibromo-3-chloropropane	ND	2.5	0.70	U
98-82-8	Isopropylbenzene	ND	2.5	0.70	U
87-61-6	1,2,3-Trichlorobenzene	ND	2.5	0.70	U
120-82-1	1,2,4-Trichlorobenzene	ND	2.5	0.70	U
79-20-9	Methyl Acetate	ND	2.0	0.65	U
110-82-7	Cyclohexane	ND	10	0.70	U
123-91-1	1,4-Dioxane	ND	250	41.	U
108-87-2	Methyl cyclohexane	ND	10	0.29	U
76-13-1	1,1,2-Trichloro-1,2,2-Trifluoroethane	0.77	2.5	0.70	J

Tentatively Identified Compounds
Volatile Organics

Client	: Tetra Tech GEO	Lab Number	: L1406036
Project Name	: LOCKHEED N. PLAINFIELD	Project Number	: 117-0507600
Lab ID	: L1406036-04	Date Collected	: 03/20/14 08:25
Client ID	: MW-1I	Date Received	: 03/21/14
Sample Location	: N. PLAINFIELD	Date Analyzed	: 03/29/14 15:34
Sample Matrix	: WATER	Dilution Factor	: 1
Analytical Method	: 1,8260C	Analyst	: MS
Lab File ID	: 0329A09	Instrument ID	: GONZO.I
Sample Amount	: 10 ml	GC Column	: RTX-502.2
Level	: LOW	%Solids	: N/A
Extract Volume (MeOH)	: N/A	Injection Volume	: N/A

Number TICS found: 0 **Concentration Units: ug/L**

CAS Number	Compound Name	RT	EST. CONC.	Qualifier
	NO TENTATIVELY IDENTIFIED COMPOUNDS			

Form 1
Volatile Organics

Client	: Tetra Tech GEO	Lab Number	: L1406036
Project Name	: LOCKHEED N. PLAINFIELD	Project Number	: 117-0507600
Lab ID	: L1406036-05	Date Collected	: 03/20/14 08:40
Client ID	: MW-508S	Date Received	: 03/21/14
Sample Location	: N. PLAINFIELD	Date Analyzed	: 03/29/14 16:10
Sample Matrix	: WATER	Dilution Factor	: 1
Analytical Method	: 1,8260C	Analyst	: MS
Lab File ID	: 0329A10	Instrument ID	: GONZO.I
Sample Amount	: 10 ml	GC Column	: RTX-502.2
Level	: LOW	%Solids	: N/A
Extract Volume (MeOH)	: N/A	Injection Volume	: N/A

		ug/L			
CAS NO.	**Parameter**	**Results**	**RL**	**MDL**	**Qualifier**
75-09-2	Methylene chloride	ND	2.5	0.70	U
75-34-3	1,1-Dichloroethane	ND	2.5	0.70	U
67-66-3	Chloroform	1.6	2.5	0.70	J
56-23-5	Carbon tetrachloride	ND	0.50	0.13	U
78-87-5	1,2-Dichloropropane	ND	1.0	0.13	U
124-48-1	Dibromochloromethane	ND	0.50	0.15	U
79-00-5	1,1,2-Trichloroethane	ND	1.5	0.50	U
127-18-4	Tetrachloroethene	0.18	0.50	0.18	J
108-90-7	Chlorobenzene	ND	2.5	0.70	U
75-69-4	Trichlorofluoromethane	ND	2.5	0.70	U
107-06-2	1,2-Dichloroethane	ND	0.50	0.13	U
71-55-6	1,1,1-Trichloroethane	ND	2.5	0.70	U
75-27-4	Bromodichloromethane	ND	0.50	0.19	U
10061-02-6	trans-1,3-Dichloropropene	ND	0.50	0.16	U
10061-01-5	cis-1,3-Dichloropropene	ND	0.50	0.14	U
542-75-6	1,3-Dichloropropene, Total	ND	0.50	0.14	U
75-25-2	Bromoform	ND	2.0	0.65	U
79-34-5	1,1,2,2-Tetrachloroethane	ND	0.50	0.14	U
71-43-2	Benzene	ND	0.50	0.16	U
108-88-3	Toluene	ND	2.5	0.70	U
100-41-4	Ethylbenzene	ND	2.5	0.70	U
74-87-3	Chloromethane	ND	2.5	0.70	U
74-83-9	Bromomethane	ND	2.5	0.70	U
75-01-4	Vinyl chloride	ND	1.0	0.33	U
75-00-3	Chloroethane	ND	2.5	0.70	U
75-35-4	1,1-Dichloroethene	ND	0.50	0.14	U
156-60-5	trans-1,2-Dichloroethene	ND	2.5	0.70	U

Form 1
Volatile Organics

Client	: Tetra Tech GEO	Lab Number	: L1406036
Project Name	: LOCKHEED N. PLAINFIELD	Project Number	: 117-0507600
Lab ID	: L1406036-05	Date Collected	: 03/20/14 08:40
Client ID	: MW-508S	Date Received	: 03/21/14
Sample Location	: N. PLAINFIELD	Date Analyzed	: 03/29/14 16:10
Sample Matrix	: WATER	Dilution Factor	: 1
Analytical Method	: 1,8260C	Analyst	: MS
Lab File ID	: 0329A10	Instrument ID	: GONZO.I
Sample Amount	: 10 ml	GC Column	: RTX-502.2
Level	: LOW	%Solids	: N/A
Extract Volume (MeOH)	: N/A	Injection Volume	: N/A

		ug/L			
CAS NO.	**Parameter**	**Results**	**RL**	**MDL**	**Qualifier**
79-01-6	Trichloroethene	1.6	0.50	0.17	
95-50-1	1,2-Dichlorobenzene	ND	2.5	0.70	U
541-73-1	1,3-Dichlorobenzene	ND	2.5	0.70	U
106-46-7	1,4-Dichlorobenzene	ND	2.5	0.70	U
1634-04-4	Methyl tert butyl ether	ND	2.5	0.70	U
179601-23-1	p/m-Xylene	ND	2.5	0.70	U
95-47-6	o-Xylene	ND	2.5	0.70	U
1330-20-7	Xylene (Total)	ND	2.5	0.70	U
156-59-2	cis-1,2-Dichloroethene	ND	2.5	0.70	U
100-42-5	Styrene	ND	2.5	0.70	U
75-71-8	Dichlorodifluoromethane	ND	5.0	1.0	U
67-64-1	Acetone	4.1	5.0	1.0	J
75-15-0	Carbon disulfide	ND	5.0	1.0	U
78-93-3	2-Butanone	ND	5.0	1.0	U
108-10-1	4-Methyl-2-pentanone	ND	5.0	1.0	U
591-78-6	2-Hexanone	ND	5.0	1.0	U
74-97-5	Bromochloromethane	ND	2.5	0.70	U
106-93-4	1,2-Dibromoethane	ND	2.0	0.65	U
96-12-8	1,2-Dibromo-3-chloropropane	ND	2.5	0.70	U
98-82-8	Isopropylbenzene	ND	2.5	0.70	U
87-61-6	1,2,3-Trichlorobenzene	ND	2.5	0.70	U
120-82-1	1,2,4-Trichlorobenzene	ND	2.5	0.70	U
79-20-9	Methyl Acetate	ND	2.0	0.65	U
110-82-7	Cyclohexane	ND	10	0.70	U
123-91-1	1,4-Dioxane	ND	250	41.	U
108-87-2	Methyl cyclohexane	ND	10	0.29	U
76-13-1	1,1,2-Trichloro-1,2,2-Trifluoroethane	ND	2.5	0.70	U

Tentatively Identified Compounds
Volatile Organics

Client	: Tetra Tech GEO	Lab Number	: L1406036
Project Name	: LOCKHEED N. PLAINFIELD	Project Number	: 117-0507600
Lab ID	: L1406036-05	Date Collected	: 03/20/14 08:40
Client ID	: MW-508S	Date Received	: 03/21/14
Sample Location	: N. PLAINFIELD	Date Analyzed	: 03/29/14 16:10
Sample Matrix	: WATER	Dilution Factor	: 1
Analytical Method	: 1,8260C	Analyst	: MS
Lab File ID	: 0329A10	Instrument ID	: GONZO.I
Sample Amount	: 10 ml	GC Column	: RTX-502.2
Level	: LOW	%Solids	: N/A
Extract Volume (MeOH)	: N/A	Injection Volume	: N/A

Number TICS found: 0 **Concentration Units: ug/L**

CAS Number	Compound Name	RT	EST. CONC.	Qualifier
	NO TENTATIVELY IDENTIFIED COMPOUNDS			

Form 1
Volatile Organics

Client	: Tetra Tech GEO	Lab Number	: L1406036
Project Name	: LOCKHEED N. PLAINFIELD	Project Number	: 117-0507600
Lab ID	: L1406036-06	Date Collected	: 03/20/14 08:45
Client ID	: MW-508D	Date Received	: 03/21/14
Sample Location	: N. PLAINFIELD	Date Analyzed	: 03/29/14 16:47
Sample Matrix	: WATER	Dilution Factor	: 1
Analytical Method	: 1,8260C	Analyst	: MS
Lab File ID	: 0329A11	Instrument ID	: GONZO.I
Sample Amount	: 10 ml	GC Column	: RTX-502.2
Level	: LOW	%Solids	: N/A
Extract Volume (MeOH)	: N/A	Injection Volume	: N/A

		ug/L			
CAS NO.	**Parameter**	**Results**	**RL**	**MDL**	**Qualifier**
75-09-2	Methylene chloride	ND	2.5	0.70	U
75-34-3	1,1-Dichloroethane	ND	2.5	0.70	U
67-66-3	Chloroform	ND	2.5	0.70	U
56-23-5	Carbon tetrachloride	ND	0.50	0.13	U
78-87-5	1,2-Dichloropropane	ND	1.0	0.13	U
124-48-1	Dibromochloromethane	ND	0.50	0.15	U
79-00-5	1,1,2-Trichloroethane	ND	1.5	0.50	U
127-18-4	Tetrachloroethene	ND	0.50	0.18	U
108-90-7	Chlorobenzene	ND	2.5	0.70	U
75-69-4	Trichlorofluoromethane	ND	2.5	0.70	U
107-06-2	1,2-Dichloroethane	ND	0.50	0.13	U
71-55-6	1,1,1-Trichloroethane	ND	2.5	0.70	U
75-27-4	Bromodichloromethane	ND	0.50	0.19	U
10061-02-6	trans-1,3-Dichloropropene	ND	0.50	0.16	U
10061-01-5	cis-1,3-Dichloropropene	ND	0.50	0.14	U
542-75-6	1,3-Dichloropropene, Total	ND	0.50	0.14	U
75-25-2	Bromoform	ND	2.0	0.65	U
79-34-5	1,1,2,2-Tetrachloroethane	ND	0.50	0.14	U
71-43-2	Benzene	ND	0.50	0.16	U
108-88-3	Toluene	ND	2.5	0.70	U
100-41-4	Ethylbenzene	ND	2.5	0.70	U
74-87-3	Chloromethane	ND	2.5	0.70	U
74-83-9	Bromomethane	ND	2.5	0.70	U
75-01-4	Vinyl chloride	1.2	1.0	0.33	
75-00-3	Chloroethane	ND	2.5	0.70	U
75-35-4	1,1-Dichloroethene	ND	0.50	0.14	U
156-60-5	trans-1,2-Dichloroethene	ND	2.5	0.70	U

Form 1
Volatile Organics

Client	: Tetra Tech GEO	Lab Number	: L1406036
Project Name	: LOCKHEED N. PLAINFIELD	Project Number	: 117-0507600
Lab ID	: L1406036-06	Date Collected	: 03/20/14 08:45
Client ID	: MW-508D	Date Received	: 03/21/14
Sample Location	: N. PLAINFIELD	Date Analyzed	: 03/29/14 16:47
Sample Matrix	: WATER	Dilution Factor	: 1
Analytical Method	: 1,8260C	Analyst	: MS
Lab File ID	: 0329A11	Instrument ID	: GONZO.I
Sample Amount	: 10 ml	GC Column	: RTX-502.2
Level	: LOW	%Solids	: N/A
Extract Volume (MeOH)	: N/A	Injection Volume	: N/A

		ug/L			
CAS NO.	**Parameter**	**Results**	**RL**	**MDL**	**Qualifier**
79-01-6	Trichloroethene	2.1	0.50	0.17	
95-50-1	1,2-Dichlorobenzene	ND	2.5	0.70	U
541-73-1	1,3-Dichlorobenzene	ND	2.5	0.70	U
106-46-7	1,4-Dichlorobenzene	ND	2.5	0.70	U
1634-04-4	Methyl tert butyl ether	ND	2.5	0.70	U
179601-23-1	p/m-Xylene	ND	2.5	0.70	U
95-47-6	o-Xylene	ND	2.5	0.70	U
1330-20-7	Xylene (Total)	ND	2.5	0.70	U
156-59-2	cis-1,2-Dichloroethene	1.2	2.5	0.70	J
100-42-5	Styrene	ND	2.5	0.70	U
75-71-8	Dichlorodifluoromethane	ND	5.0	1.0	U
67-64-1	Acetone	2.6	5.0	1.0	J
75-15-0	Carbon disulfide	ND	5.0	1.0	U
78-93-3	2-Butanone	ND	5.0	1.0	U
108-10-1	4-Methyl-2-pentanone	ND	5.0	1.0	U
591-78-6	2-Hexanone	ND	5.0	1.0	U
74-97-5	Bromochloromethane	ND	2.5	0.70	U
106-93-4	1,2-Dibromoethane	ND	2.0	0.65	U
96-12-8	1,2-Dibromo-3-chloropropane	ND	2.5	0.70	U
98-82-8	Isopropylbenzene	ND	2.5	0.70	U
87-61-6	1,2,3-Trichlorobenzene	ND	2.5	0.70	U
120-82-1	1,2,4-Trichlorobenzene	ND	2.5	0.70	U
79-20-9	Methyl Acetate	ND	2.0	0.65	U
110-82-7	Cyclohexane	ND	10	0.70	U
123-91-1	1,4-Dioxane	ND	250	41.	U
108-87-2	Methyl cyclohexane	ND	10	0.29	U
76-13-1	1,1,2-Trichloro-1,2,2-Trifluoroethane	ND	2.5	0.70	U

Tentatively Identified Compounds
Volatile Organics

Client	: Tetra Tech GEO	Lab Number	: L1406036
Project Name	: LOCKHEED N. PLAINFIELD	Project Number	: 117-0507600
Lab ID	: L1406036-06	Date Collected	: 03/20/14 08:45
Client ID	: MW-508D	Date Received	: 03/21/14
Sample Location	: N. PLAINFIELD	Date Analyzed	: 03/29/14 16:47
Sample Matrix	: WATER	Dilution Factor	: 1
Analytical Method	: 1,8260C	Analyst	: MS
Lab File ID	: 0329A11	Instrument ID	: GONZO.I
Sample Amount	: 10 ml	GC Column	: RTX-502.2
Level	: LOW	%Solids	: N/A
Extract Volume (MeOH)	: N/A	Injection Volume	: N/A

Number TICS found: 0 **Concentration Units: ug/L**

CAS Number	Compound Name	RT	EST. CONC.	Qualifier
	NO TENTATIVELY IDENTIFIED COMPOUNDS			

Form 1
Volatile Organics

Client	: Tetra Tech GEO	Lab Number	: L1406036
Project Name	: LOCKHEED N. PLAINFIELD	Project Number	: 117-0507600
Lab ID	: L1406036-07	Date Collected	: 03/20/14 09:00
Client ID	: MW-507S	Date Received	: 03/21/14
Sample Location	: N. PLAINFIELD	Date Analyzed	: 03/29/14 17:23
Sample Matrix	: WATER	Dilution Factor	: 1
Analytical Method	: 1,8260C	Analyst	: MS
Lab File ID	: 0329A12	Instrument ID	: GONZO.I
Sample Amount	: 10 ml	GC Column	: RTX-502.2
Level	: LOW	%Solids	: N/A
Extract Volume (MeOH)	: N/A	Injection Volume	: N/A

		ug/L			
CAS NO.	**Parameter**	**Results**	**RL**	**MDL**	**Qualifier**
75-09-2	Methylene chloride	ND	2.5	0.70	U
75-34-3	1,1-Dichloroethane	ND	2.5	0.70	U
67-66-3	Chloroform	ND	2.5	0.70	U
56-23-5	Carbon tetrachloride	ND	0.50	0.13	U
78-87-5	1,2-Dichloropropane	ND	1.0	0.13	U
124-48-1	Dibromochloromethane	ND	0.50	0.15	U
79-00-5	1,1,2-Trichloroethane	ND	1.5	0.50	U
127-18-4	Tetrachloroethene	ND	0.50	0.18	U
108-90-7	Chlorobenzene	ND	2.5	0.70	U
75-69-4	Trichlorofluoromethane	ND	2.5	0.70	U
107-06-2	1,2-Dichloroethane	ND	0.50	0.13	U
71-55-6	1,1,1-Trichloroethane	ND	2.5	0.70	U
75-27-4	Bromodichloromethane	ND	0.50	0.19	U
10061-02-6	trans-1,3-Dichloropropene	ND	0.50	0.16	U
10061-01-5	cis-1,3-Dichloropropene	ND	0.50	0.14	U
542-75-6	1,3-Dichloropropene, Total	ND	0.50	0.14	U
75-25-2	Bromoform	ND	2.0	0.65	U
79-34-5	1,1,2,2-Tetrachloroethane	ND	0.50	0.14	U
71-43-2	Benzene	ND	0.50	0.16	U
108-88-3	Toluene	ND	2.5	0.70	U
100-41-4	Ethylbenzene	ND	2.5	0.70	U
74-87-3	Chloromethane	ND	2.5	0.70	U
74-83-9	Bromomethane	ND	2.5	0.70	U
75-01-4	Vinyl chloride	ND	1.0	0.33	U
75-00-3	Chloroethane	ND	2.5	0.70	U
75-35-4	1,1-Dichloroethene	ND	0.50	0.14	U
156-60-5	trans-1,2-Dichloroethene	ND	2.5	0.70	U

Form 1
Volatile Organics

Client	: Tetra Tech GEO	Lab Number	: L1406036
Project Name	: LOCKHEED N. PLAINFIELD	Project Number	: 117-0507600
Lab ID	: L1406036-07	Date Collected	: 03/20/14 09:00
Client ID	: MW-507S	Date Received	: 03/21/14
Sample Location	: N. PLAINFIELD	Date Analyzed	: 03/29/14 17:23
Sample Matrix	: WATER	Dilution Factor	: 1
Analytical Method	: 1,8260C	Analyst	: MS
Lab File ID	: 0329A12	Instrument ID	: GONZO.I
Sample Amount	: 10 ml	GC Column	: RTX-502.2
Level	: LOW	%Solids	: N/A
Extract Volume (MeOH)	: N/A	Injection Volume	: N/A

		ug/L			
CAS NO.	**Parameter**	**Results**	**RL**	**MDL**	**Qualifier**
79-01-6	Trichloroethene	0.92	0.50	0.17	
95-50-1	1,2-Dichlorobenzene	ND	2.5	0.70	U
541-73-1	1,3-Dichlorobenzene	ND	2.5	0.70	U
106-46-7	1,4-Dichlorobenzene	ND	2.5	0.70	U
1634-04-4	Methyl tert butyl ether	ND	2.5	0.70	U
179601-23-1	p/m-Xylene	ND	2.5	0.70	U
95-47-6	o-Xylene	ND	2.5	0.70	U
1330-20-7	Xylene (Total)	ND	2.5	0.70	U
156-59-2	cis-1,2-Dichloroethene	ND	2.5	0.70	U
100-42-5	Styrene	ND	2.5	0.70	U
75-71-8	Dichlorodifluoromethane	ND	5.0	1.0	U
67-64-1	Acetone	2.6	5.0	1.0	J
75-15-0	Carbon disulfide	ND	5.0	1.0	U
78-93-3	2-Butanone	ND	5.0	1.0	U
108-10-1	4-Methyl-2-pentanone	ND	5.0	1.0	U
591-78-6	2-Hexanone	ND	5.0	1.0	U
74-97-5	Bromochloromethane	ND	2.5	0.70	U
106-93-4	1,2-Dibromoethane	ND	2.0	0.65	U
96-12-8	1,2-Dibromo-3-chloropropane	ND	2.5	0.70	U
98-82-8	Isopropylbenzene	ND	2.5	0.70	U
87-61-6	1,2,3-Trichlorobenzene	ND	2.5	0.70	U
120-82-1	1,2,4-Trichlorobenzene	ND	2.5	0.70	U
79-20-9	Methyl Acetate	ND	2.0	0.65	U
110-82-7	Cyclohexane	ND	10	0.70	U
123-91-1	1,4-Dioxane	ND	250	41.	U
108-87-2	Methyl cyclohexane	ND	10	0.29	U
76-13-1	1,1,2-Trichloro-1,2,2-Trifluoroethane	ND	2.5	0.70	U

Tentatively Identified Compounds
Volatile Organics

Client	: Tetra Tech GEO	Lab Number	: L1406036
Project Name	: LOCKHEED N. PLAINFIELD	Project Number	: 117-0507600
Lab ID	: L1406036-07	Date Collected	: 03/20/14 09:00
Client ID	: MW-507S	Date Received	: 03/21/14
Sample Location	: N. PLAINFIELD	Date Analyzed	: 03/29/14 17:23
Sample Matrix	: WATER	Dilution Factor	: 1
Analytical Method	: 1,8260C	Analyst	: MS
Lab File ID	: 0329A12	Instrument ID	: GONZO.I
Sample Amount	: 10 ml	GC Column	: RTX-502.2
Level	: LOW	%Solids	: N/A
Extract Volume (MeOH)	: N/A	Injection Volume	: N/A

Number TICS found: 0 **Concentration Units: ug/L**

CAS Number	Compound Name	RT	EST. CONC.	Qualifier
	NO TENTATIVELY IDENTIFIED COMPOUNDS			

Form 1
Volatile Organics

Client	: Tetra Tech GEO	Lab Number	: L1406036
Project Name	: LOCKHEED N. PLAINFIELD	Project Number	: 117-0507600
Lab ID	: L1406036-08	Date Collected	: 03/20/14 09:05
Client ID	: MW-507I	Date Received	: 03/21/14
Sample Location	: N. PLAINFIELD	Date Analyzed	: 03/29/14 17:59
Sample Matrix	: WATER	Dilution Factor	: 1
Analytical Method	: 1,8260C	Analyst	: MS
Lab File ID	: 0329A13	Instrument ID	: GONZO.I
Sample Amount	: 10 ml	GC Column	: RTX-502.2
Level	: LOW	%Solids	: N/A
Extract Volume (MeOH)	: N/A	Injection Volume	: N/A

		ug/L			
CAS NO.	**Parameter**	**Results**	**RL**	**MDL**	**Qualifier**
75-09-2	Methylene chloride	ND	2.5	0.70	U
75-34-3	1,1-Dichloroethane	ND	2.5	0.70	U
67-66-3	Chloroform	0.99	2.5	0.70	J
56-23-5	Carbon tetrachloride	ND	0.50	0.13	U
78-87-5	1,2-Dichloropropane	ND	1.0	0.13	U
124-48-1	Dibromochloromethane	ND	0.50	0.15	U
79-00-5	1,1,2-Trichloroethane	ND	1.5	0.50	U
127-18-4	Tetrachloroethene	0.32	0.50	0.18	J
108-90-7	Chlorobenzene	ND	2.5	0.70	U
75-69-4	Trichlorofluoromethane	ND	2.5	0.70	U
107-06-2	1,2-Dichloroethane	ND	0.50	0.13	U
71-55-6	1,1,1-Trichloroethane	ND	2.5	0.70	U
75-27-4	Bromodichloromethane	ND	0.50	0.19	U
10061-02-6	trans-1,3-Dichloropropene	ND	0.50	0.16	U
10061-01-5	cis-1,3-Dichloropropene	ND	0.50	0.14	U
542-75-6	1,3-Dichloropropene, Total	ND	0.50	0.14	U
75-25-2	Bromoform	ND	2.0	0.65	U
79-34-5	1,1,2,2-Tetrachloroethane	ND	0.50	0.14	U
71-43-2	Benzene	ND	0.50	0.16	U
108-88-3	Toluene	ND	2.5	0.70	U
100-41-4	Ethylbenzene	ND	2.5	0.70	U
74-87-3	Chloromethane	ND	2.5	0.70	U
74-83-9	Bromomethane	ND	2.5	0.70	U
75-01-4	Vinyl chloride	ND	1.0	0.33	U
75-00-3	Chloroethane	ND	2.5	0.70	U
75-35-4	1,1-Dichloroethene	ND	0.50	0.14	U
156-60-5	trans-1,2-Dichloroethene	ND	2.5	0.70	U

Form 1
Volatile Organics

Client	: Tetra Tech GEO	Lab Number	: L1406036
Project Name	: LOCKHEED N. PLAINFIELD	Project Number	: 117-0507600
Lab ID	: L1406036-08	Date Collected	: 03/20/14 09:05
Client ID	: MW-507I	Date Received	: 03/21/14
Sample Location	: N. PLAINFIELD	Date Analyzed	: 03/29/14 17:59
Sample Matrix	: WATER	Dilution Factor	: 1
Analytical Method	: 1,8260C	Analyst	: MS
Lab File ID	: 0329A13	Instrument ID	: GONZO.I
Sample Amount	: 10 ml	GC Column	: RTX-502.2
Level	: LOW	%Solids	: N/A
Extract Volume (MeOH)	: N/A	Injection Volume	: N/A

		ug/L			
CAS NO.	**Parameter**	**Results**	**RL**	**MDL**	**Qualifier**
79-01-6	Trichloroethene	1.1	0.50	0.17	
95-50-1	1,2-Dichlorobenzene	ND	2.5	0.70	U
541-73-1	1,3-Dichlorobenzene	ND	2.5	0.70	U
106-46-7	1,4-Dichlorobenzene	ND	2.5	0.70	U
1634-04-4	Methyl tert butyl ether	ND	2.5	0.70	U
179601-23-1	p/m-Xylene	ND	2.5	0.70	U
95-47-6	o-Xylene	ND	2.5	0.70	U
1330-20-7	Xylene (Total)	ND	2.5	0.70	U
156-59-2	cis-1,2-Dichloroethene	ND	2.5	0.70	U
100-42-5	Styrene	ND	2.5	0.70	U
75-71-8	Dichlorodifluoromethane	ND	5.0	1.0	U
67-64-1	Acetone	4.8	5.0	1.0	J
75-15-0	Carbon disulfide	ND	5.0	1.0	U
78-93-3	2-Butanone	ND	5.0	1.0	U
108-10-1	4-Methyl-2-pentanone	ND	5.0	1.0	U
591-78-6	2-Hexanone	ND	5.0	1.0	U
74-97-5	Bromochloromethane	ND	2.5	0.70	U
106-93-4	1,2-Dibromoethane	ND	2.0	0.65	U
96-12-8	1,2-Dibromo-3-chloropropane	ND	2.5	0.70	U
98-82-8	Isopropylbenzene	ND	2.5	0.70	U
87-61-6	1,2,3-Trichlorobenzene	ND	2.5	0.70	U
120-82-1	1,2,4-Trichlorobenzene	ND	2.5	0.70	U
79-20-9	Methyl Acetate	ND	2.0	0.65	U
110-82-7	Cyclohexane	ND	10	0.70	U
123-91-1	1,4-Dioxane	ND	250	41.	U
108-87-2	Methyl cyclohexane	ND	10	0.29	U
76-13-1	1,1,2-Trichloro-1,2,2-Trifluoroethane	ND	2.5	0.70	U

Tentatively Identified Compounds
Volatile Organics

Client	: Tetra Tech GEO	Lab Number	: L1406036
Project Name	: LOCKHEED N. PLAINFIELD	Project Number	: 117-0507600
Lab ID	: L1406036-08	Date Collected	: 03/20/14 09:05
Client ID	: MW-507I	Date Received	: 03/21/14
Sample Location	: N. PLAINFIELD	Date Analyzed	: 03/29/14 17:59
Sample Matrix	: WATER	Dilution Factor	: 1
Analytical Method	: 1,8260C	Analyst	: MS
Lab File ID	: 0329A13	Instrument ID	: GONZO.I
Sample Amount	: 10 ml	GC Column	: RTX-502.2
Level	: LOW	%Solids	: N/A
Extract Volume (MeOH)	: N/A	Injection Volume	: N/A

Number TICS found: 0 **Concentration Units: ug/L**

CAS Number	Compound Name	RT	EST. CONC.	Qualifier
	NO TENTATIVELY IDENTIFIED COMPOUNDS			

Form 1
Volatile Organics

Client	: Tetra Tech GEO	Lab Number	: L1406036
Project Name	: LOCKHEED N. PLAINFIELD	Project Number	: 117-0507600
Lab ID	: L1406036-09	Date Collected	: 03/20/14 09:15
Client ID	: MW-549S	Date Received	: 03/21/14
Sample Location	: N. PLAINFIELD	Date Analyzed	: 03/29/14 18:35
Sample Matrix	: WATER	Dilution Factor	: 1
Analytical Method	: 1,8260C	Analyst	: MS
Lab File ID	: 0329A14	Instrument ID	: GONZO.I
Sample Amount	: 10 ml	GC Column	: RTX-502.2
Level	: LOW	%Solids	: N/A
Extract Volume (MeOH)	: N/A	Injection Volume	: N/A

		ug/L			
CAS NO.	**Parameter**	**Results**	**RL**	**MDL**	**Qualifier**
75-09-2	Methylene chloride	ND	2.5	0.70	U
75-34-3	1,1-Dichloroethane	ND	2.5	0.70	U
67-66-3	Chloroform	2.0	2.5	0.70	J
56-23-5	Carbon tetrachloride	ND	0.50	0.13	U
78-87-5	1,2-Dichloropropane	ND	1.0	0.13	U
124-48-1	Dibromochloromethane	ND	0.50	0.15	U
79-00-5	1,1,2-Trichloroethane	ND	1.5	0.50	U
127-18-4	Tetrachloroethene	2.8	0.50	0.18	
108-90-7	Chlorobenzene	ND	2.5	0.70	U
75-69-4	Trichlorofluoromethane	ND	2.5	0.70	U
107-06-2	1,2-Dichloroethane	ND	0.50	0.13	U
71-55-6	1,1,1-Trichloroethane	ND	2.5	0.70	U
75-27-4	Bromodichloromethane	ND	0.50	0.19	U
10061-02-6	trans-1,3-Dichloropropene	ND	0.50	0.16	U
10061-01-5	cis-1,3-Dichloropropene	ND	0.50	0.14	U
542-75-6	1,3-Dichloropropene, Total	ND	0.50	0.14	U
75-25-2	Bromoform	ND	2.0	0.65	U
79-34-5	1,1,2,2-Tetrachloroethane	ND	0.50	0.14	U
71-43-2	Benzene	ND	0.50	0.16	U
108-88-3	Toluene	ND	2.5	0.70	U
100-41-4	Ethylbenzene	ND	2.5	0.70	U
74-87-3	Chloromethane	ND	2.5	0.70	U
74-83-9	Bromomethane	ND	2.5	0.70	U
75-01-4	Vinyl chloride	ND	1.0	0.33	U
75-00-3	Chloroethane	ND	2.5	0.70	U
75-35-4	1,1-Dichloroethene	ND	0.50	0.14	U
156-60-5	trans-1,2-Dichloroethene	ND	2.5	0.70	U

Form 1
Volatile Organics

Client	: Tetra Tech GEO	Lab Number	: L1406036
Project Name	: LOCKHEED N. PLAINFIELD	Project Number	: 117-0507600
Lab ID	: L1406036-09	Date Collected	: 03/20/14 09:15
Client ID	: MW-549S	Date Received	: 03/21/14
Sample Location	: N. PLAINFIELD	Date Analyzed	: 03/29/14 18:35
Sample Matrix	: WATER	Dilution Factor	: 1
Analytical Method	: 1,8260C	Analyst	: MS
Lab File ID	: 0329A14	Instrument ID	: GONZO.I
Sample Amount	: 10 ml	GC Column	: RTX-502.2
Level	: LOW	%Solids	: N/A
Extract Volume (MeOH)	: N/A	Injection Volume	: N/A

		ug/L			
CAS NO.	**Parameter**	**Results**	**RL**	**MDL**	**Qualifier**
79-01-6	Trichloroethene	1.5	0.50	0.17	
95-50-1	1,2-Dichlorobenzene	ND	2.5	0.70	U
541-73-1	1,3-Dichlorobenzene	ND	2.5	0.70	U
106-46-7	1,4-Dichlorobenzene	ND	2.5	0.70	U
1634-04-4	Methyl tert butyl ether	ND	2.5	0.70	U
179601-23-1	p/m-Xylene	ND	2.5	0.70	U
95-47-6	o-Xylene	ND	2.5	0.70	U
1330-20-7	Xylene (Total)	ND	2.5	0.70	U
156-59-2	cis-1,2-Dichloroethene	ND	2.5	0.70	U
100-42-5	Styrene	ND	2.5	0.70	U
75-71-8	Dichlorodifluoromethane	ND	5.0	1.0	U
67-64-1	Acetone	ND	5.0	1.0	U
75-15-0	Carbon disulfide	ND	5.0	1.0	U
78-93-3	2-Butanone	ND	5.0	1.0	U
108-10-1	4-Methyl-2-pentanone	ND	5.0	1.0	U
591-78-6	2-Hexanone	ND	5.0	1.0	U
74-97-5	Bromochloromethane	ND	2.5	0.70	U
106-93-4	1,2-Dibromoethane	ND	2.0	0.65	U
96-12-8	1,2-Dibromo-3-chloropropane	ND	2.5	0.70	U
98-82-8	Isopropylbenzene	ND	2.5	0.70	U
87-61-6	1,2,3-Trichlorobenzene	ND	2.5	0.70	U
120-82-1	1,2,4-Trichlorobenzene	ND	2.5	0.70	U
79-20-9	Methyl Acetate	ND	2.0	0.65	U
110-82-7	Cyclohexane	ND	10	0.70	U
123-91-1	1,4-Dioxane	ND	250	41.	U
108-87-2	Methyl cyclohexane	ND	10	0.29	U
76-13-1	1,1,2-Trichloro-1,2,2-Trifluoroethane	1.2	2.5	0.70	J

Tentatively Identified Compounds
Volatile Organics

Client	: Tetra Tech GEO	Lab Number	: L1406036
Project Name	: LOCKHEED N. PLAINFIELD	Project Number	: 117-0507600
Lab ID	: L1406036-09	Date Collected	: 03/20/14 09:15
Client ID	: MW-549S	Date Received	: 03/21/14
Sample Location	: N. PLAINFIELD	Date Analyzed	: 03/29/14 18:35
Sample Matrix	: WATER	Dilution Factor	: 1
Analytical Method	: 1,8260C	Analyst	: MS
Lab File ID	: 0329A14	Instrument ID	: GONZO.I
Sample Amount	: 10 ml	GC Column	: RTX-502.2
Level	: LOW	%Solids	: N/A
Extract Volume (MeOH)	: N/A	Injection Volume	: N/A

Number TICS found: 0 **Concentration Units: ug/L**

CAS Number	Compound Name	RT	EST. CONC.	Qualifier
	NO TENTATIVELY IDENTIFIED COMPOUNDS			

Form 1
Volatile Organics

Client	: Tetra Tech GEO	Lab Number	: L1406036
Project Name	: LOCKHEED N. PLAINFIELD	Project Number	: 117-0507600
Lab ID	: L1406036-10D	Date Collected	: 03/20/14 09:20
Client ID	: MW-549I	Date Received	: 03/21/14
Sample Location	: N. PLAINFIELD	Date Analyzed	: 03/29/14 21:36
Sample Matrix	: WATER	Dilution Factor	: 4
Analytical Method	: 1,8260C	Analyst	: MS
Lab File ID	: 0329A19	Instrument ID	: GONZO.I
Sample Amount	: 2.5 ml	GC Column	: RTX-502.2
Level	: LOW	%Solids	: N/A
Extract Volume (MeOH)	: N/A	Injection Volume	: N/A

		ug/L			
CAS NO.	**Parameter**	**Results**	**RL**	**MDL**	**Qualifier**
75-09-2	Methylene chloride	ND	10	2.8	U
75-34-3	1,1-Dichloroethane	ND	10	2.8	U
67-66-3	Chloroform	ND	10	2.8	U
56-23-5	Carbon tetrachloride	ND	2.0	0.54	U
78-87-5	1,2-Dichloropropane	ND	4.0	0.53	U
124-48-1	Dibromochloromethane	ND	2.0	0.60	U
79-00-5	1,1,2-Trichloroethane	ND	6.0	2.0	U
127-18-4	Tetrachloroethene	0.90	2.0	0.72	J
108-90-7	Chlorobenzene	ND	10	2.8	U
75-69-4	Trichlorofluoromethane	ND	10	2.8	U
107-06-2	1,2-Dichloroethane	ND	2.0	0.53	U
71-55-6	1,1,1-Trichloroethane	ND	10	2.8	U
75-27-4	Bromodichloromethane	ND	2.0	0.77	U
10061-02-6	trans-1,3-Dichloropropene	ND	2.0	0.66	U
10061-01-5	cis-1,3-Dichloropropene	ND	2.0	0.57	U
542-75-6	1,3-Dichloropropene, Total	ND	2.0	0.57	U
75-25-2	Bromoform	ND	8.0	2.6	U
79-34-5	1,1,2,2-Tetrachloroethane	ND	2.0	0.57	U
71-43-2	Benzene	ND	2.0	0.63	U
108-88-3	Toluene	ND	10	2.8	U
100-41-4	Ethylbenzene	ND	10	2.8	U
74-87-3	Chloromethane	ND	10	2.8	U
74-83-9	Bromomethane	ND	10	2.8	U
75-01-4	Vinyl chloride	ND	4.0	1.3	U
75-00-3	Chloroethane	ND	10	2.8	U
75-35-4	1,1-Dichloroethene	ND	2.0	0.57	U
156-60-5	trans-1,2-Dichloroethene	ND	10	2.8	U

Form 1
Volatile Organics

Client	: Tetra Tech GEO	Lab Number	: L1406036
Project Name	: LOCKHEED N. PLAINFIELD	Project Number	: 117-0507600
Lab ID	: L1406036-10D	Date Collected	: 03/20/14 09:20
Client ID	: MW-549I	Date Received	: 03/21/14
Sample Location	: N. PLAINFIELD	Date Analyzed	: 03/29/14 21:36
Sample Matrix	: WATER	Dilution Factor	: 4
Analytical Method	: 1,8260C	Analyst	: MS
Lab File ID	: 0329A19	Instrument ID	: GONZO.I
Sample Amount	: 2.5 ml	GC Column	: RTX-502.2
Level	: LOW	%Solids	: N/A
Extract Volume (MeOH)	: N/A	Injection Volume	: N/A

		ug/L			
CAS NO.	**Parameter**	**Results**	**RL**	**MDL**	**Qualifier**
79-01-6	Trichloroethene	320	2.0	0.70	
95-50-1	1,2-Dichlorobenzene	ND	10	2.8	U
541-73-1	1,3-Dichlorobenzene	ND	10	2.8	U
106-46-7	1,4-Dichlorobenzene	ND	10	2.8	U
1634-04-4	Methyl tert butyl ether	ND	10	2.8	U
179601-23-1	p/m-Xylene	ND	10	2.8	U
95-47-6	o-Xylene	ND	10	2.8	U
1330-20-7	Xylene (Total)	ND	10	2.8	U
156-59-2	cis-1,2-Dichloroethene	ND	10	2.8	U
100-42-5	Styrene	ND	10	2.8	U
75-71-8	Dichlorodifluoromethane	ND	20	4.0	U
67-64-1	Acetone	ND	20	4.0	U
75-15-0	Carbon disulfide	ND	20	4.0	U
78-93-3	2-Butanone	ND	20	4.0	U
108-10-1	4-Methyl-2-pentanone	ND	20	4.0	U
591-78-6	2-Hexanone	ND	20	4.0	U
74-97-5	Bromochloromethane	ND	10	2.8	U
106-93-4	1,2-Dibromoethane	ND	8.0	2.6	U
96-12-8	1,2-Dibromo-3-chloropropane	ND	10	2.8	U
98-82-8	Isopropylbenzene	ND	10	2.8	U
87-61-6	1,2,3-Trichlorobenzene	ND	10	2.8	U
120-82-1	1,2,4-Trichlorobenzene	ND	10	2.8	U
79-20-9	Methyl Acetate	ND	8.0	2.6	U
110-82-7	Cyclohexane	ND	40	2.8	U
123-91-1	1,4-Dioxane	ND	1000	160	U
108-87-2	Methyl cyclohexane	ND	40	1.2	U
76-13-1	1,1,2-Trichloro-1,2,2-Trifluoroethane	ND	10	2.8	U

Tentatively Identified Compounds
Volatile Organics

Client	: Tetra Tech GEO	Lab Number	: L1406036
Project Name	: LOCKHEED N. PLAINFIELD	Project Number	: 117-0507600
Lab ID	: L1406036-10D	Date Collected	: 03/20/14 09:20
Client ID	: MW-549I	Date Received	: 03/21/14
Sample Location	: N. PLAINFIELD	Date Analyzed	: 03/29/14 21:36
Sample Matrix	: WATER	Dilution Factor	: 4
Analytical Method	: 1,8260C	Analyst	: MS
Lab File ID	: 0329A19	Instrument ID	: GONZO.I
Sample Amount	: 2.5 ml	GC Column	: RTX-502.2
Level	: LOW	%Solids	: N/A
Extract Volume (MeOH)	: N/A	Injection Volume	: N/A

Number TICS found: 0 **Concentration Units: ug/L**

CAS Number	Compound Name	RT	EST. CONC.	Qualifier
	NO TENTATIVELY IDENTIFIED COMPOUNDS			

Form 1
Volatile Organics

Client	: Tetra Tech GEO	Lab Number	: L1406036
Project Name	: LOCKHEED N. PLAINFIELD	Project Number	: 117-0507600
Lab ID	: L1406036-11	Date Collected	: 03/20/14 09:30
Client ID	: MW-532S	Date Received	: 03/21/14
Sample Location	: N. PLAINFIELD	Date Analyzed	: 03/29/14 19:12
Sample Matrix	: WATER	Dilution Factor	: 1
Analytical Method	: 1,8260C	Analyst	: MS
Lab File ID	: 0329A15	Instrument ID	: GONZO.I
Sample Amount	: 10 ml	GC Column	: RTX-502.2
Level	: LOW	%Solids	: N/A
Extract Volume (MeOH)	: N/A	Injection Volume	: N/A

		ug/L			
CAS NO.	**Parameter**	**Results**	**RL**	**MDL**	**Qualifier**
75-09-2	Methylene chloride	ND	2.5	0.70	U
75-34-3	1,1-Dichloroethane	ND	2.5	0.70	U
67-66-3	Chloroform	ND	2.5	0.70	U
56-23-5	Carbon tetrachloride	ND	0.50	0.13	U
78-87-5	1,2-Dichloropropane	ND	1.0	0.13	U
124-48-1	Dibromochloromethane	ND	0.50	0.15	U
79-00-5	1,1,2-Trichloroethane	ND	1.5	0.50	U
127-18-4	Tetrachloroethene	ND	0.50	0.18	U
108-90-7	Chlorobenzene	ND	2.5	0.70	U
75-69-4	Trichlorofluoromethane	ND	2.5	0.70	U
107-06-2	1,2-Dichloroethane	ND	0.50	0.13	U
71-55-6	1,1,1-Trichloroethane	ND	2.5	0.70	U
75-27-4	Bromodichloromethane	ND	0.50	0.19	U
10061-02-6	trans-1,3-Dichloropropene	ND	0.50	0.16	U
10061-01-5	cis-1,3-Dichloropropene	ND	0.50	0.14	U
542-75-6	1,3-Dichloropropene, Total	ND	0.50	0.14	U
75-25-2	Bromoform	ND	2.0	0.65	U
79-34-5	1,1,2,2-Tetrachloroethane	ND	0.50	0.14	U
71-43-2	Benzene	ND	0.50	0.16	U
108-88-3	Toluene	ND	2.5	0.70	U
100-41-4	Ethylbenzene	ND	2.5	0.70	U
74-87-3	Chloromethane	ND	2.5	0.70	U
74-83-9	Bromomethane	ND	2.5	0.70	U
75-01-4	Vinyl chloride	ND	1.0	0.33	U
75-00-3	Chloroethane	ND	2.5	0.70	U
75-35-4	1,1-Dichloroethene	ND	0.50	0.14	U
156-60-5	trans-1,2-Dichloroethene	ND	2.5	0.70	U

Form 1
Volatile Organics

Client	: Tetra Tech GEO	Lab Number	: L1406036
Project Name	: LOCKHEED N. PLAINFIELD	Project Number	: 117-0507600
Lab ID	: L1406036-11	Date Collected	: 03/20/14 09:30
Client ID	: MW-532S	Date Received	: 03/21/14
Sample Location	: N. PLAINFIELD	Date Analyzed	: 03/29/14 19:12
Sample Matrix	: WATER	Dilution Factor	: 1
Analytical Method	: 1,8260C	Analyst	: MS
Lab File ID	: 0329A15	Instrument ID	: GONZO.I
Sample Amount	: 10 ml	GC Column	: RTX-502.2
Level	: LOW	%Solids	: N/A
Extract Volume (MeOH)	: N/A	Injection Volume	: N/A

		ug/L			
CAS NO.	**Parameter**	**Results**	**RL**	**MDL**	**Qualifier**
79-01-6	Trichloroethene	0.20	0.50	0.17	J
95-50-1	1,2-Dichlorobenzene	ND	2.5	0.70	U
541-73-1	1,3-Dichlorobenzene	ND	2.5	0.70	U
106-46-7	1,4-Dichlorobenzene	ND	2.5	0.70	U
1634-04-4	Methyl tert butyl ether	ND	2.5	0.70	U
179601-23-1	p/m-Xylene	ND	2.5	0.70	U
95-47-6	o-Xylene	ND	2.5	0.70	U
1330-20-7	Xylene (Total)	ND	2.5	0.70	U
156-59-2	cis-1,2-Dichloroethene	ND	2.5	0.70	U
100-42-5	Styrene	ND	2.5	0.70	U
75-71-8	Dichlorodifluoromethane	ND	5.0	1.0	U
67-64-1	Acetone	2.2	5.0	1.0	J
75-15-0	Carbon disulfide	ND	5.0	1.0	U
78-93-3	2-Butanone	ND	5.0	1.0	U
108-10-1	4-Methyl-2-pentanone	ND	5.0	1.0	U
591-78-6	2-Hexanone	ND	5.0	1.0	U
74-97-5	Bromochloromethane	ND	2.5	0.70	U
106-93-4	1,2-Dibromoethane	ND	2.0	0.65	U
96-12-8	1,2-Dibromo-3-chloropropane	ND	2.5	0.70	U
98-82-8	Isopropylbenzene	ND	2.5	0.70	U
87-61-6	1,2,3-Trichlorobenzene	ND	2.5	0.70	U
120-82-1	1,2,4-Trichlorobenzene	ND	2.5	0.70	U
79-20-9	Methyl Acetate	ND	2.0	0.65	U
110-82-7	Cyclohexane	ND	10	0.70	U
123-91-1	1,4-Dioxane	ND	250	41.	U
108-87-2	Methyl cyclohexane	ND	10	0.29	U
76-13-1	1,1,2-Trichloro-1,2,2-Trifluoroethane	ND	2.5	0.70	U

Tentatively Identified Compounds
Volatile Organics

Client	: Tetra Tech GEO	Lab Number	: L1406036
Project Name	: LOCKHEED N. PLAINFIELD	Project Number	: 117-0507600
Lab ID	: L1406036-11	Date Collected	: 03/20/14 09:30
Client ID	: MW-532S	Date Received	: 03/21/14
Sample Location	: N. PLAINFIELD	Date Analyzed	: 03/29/14 19:12
Sample Matrix	: WATER	Dilution Factor	: 1
Analytical Method	: 1,8260C	Analyst	: MS
Lab File ID	: 0329A15	Instrument ID	: GONZO.I
Sample Amount	: 10 ml	GC Column	: RTX-502.2
Level	: LOW	%Solids	: N/A
Extract Volume (MeOH)	: N/A	Injection Volume	: N/A

Number TICS found: 0 **Concentration Units: ug/L**

CAS Number	Compound Name	RT	EST. CONC.	Qualifier
	NO TENTATIVELY IDENTIFIED COMPOUNDS			

Form 1
Volatile Organics

Client	: Tetra Tech GEO	Lab Number	: L1406036
Project Name	: LOCKHEED N. PLAINFIELD	Project Number	: 117-0507600
Lab ID	: L1406036-12	Date Collected	: 03/20/14 09:35
Client ID	: MW-532D	Date Received	: 03/21/14
Sample Location	: N. PLAINFIELD	Date Analyzed	: 03/29/14 19:47
Sample Matrix	: WATER	Dilution Factor	: 1
Analytical Method	: 1,8260C	Analyst	: MS
Lab File ID	: 0329A16	Instrument ID	: GONZO.I
Sample Amount	: 10 ml	GC Column	: RTX-502.2
Level	: LOW	%Solids	: N/A
Extract Volume (MeOH)	: N/A	Injection Volume	: N/A

		ug/L			
CAS NO.	**Parameter**	**Results**	**RL**	**MDL**	**Qualifier**
75-09-2	Methylene chloride	ND	2.5	0.70	U
75-34-3	1,1-Dichloroethane	ND	2.5	0.70	U
67-66-3	Chloroform	ND	2.5	0.70	U
56-23-5	Carbon tetrachloride	ND	0.50	0.13	U
78-87-5	1,2-Dichloropropane	ND	1.0	0.13	U
124-48-1	Dibromochloromethane	ND	0.50	0.15	U
79-00-5	1,1,2-Trichloroethane	ND	1.5	0.50	U
127-18-4	Tetrachloroethene	0.79	0.50	0.18	
108-90-7	Chlorobenzene	ND	2.5	0.70	U
75-69-4	Trichlorofluoromethane	ND	2.5	0.70	U
107-06-2	1,2-Dichloroethane	ND	0.50	0.13	U
71-55-6	1,1,1-Trichloroethane	ND	2.5	0.70	U
75-27-4	Bromodichloromethane	ND	0.50	0.19	U
10061-02-6	trans-1,3-Dichloropropene	ND	0.50	0.16	U
10061-01-5	cis-1,3-Dichloropropene	ND	0.50	0.14	U
542-75-6	1,3-Dichloropropene, Total	ND	0.50	0.14	U
75-25-2	Bromoform	ND	2.0	0.65	U
79-34-5	1,1,2,2-Tetrachloroethane	ND	0.50	0.14	U
71-43-2	Benzene	ND	0.50	0.16	U
108-88-3	Toluene	ND	2.5	0.70	U
100-41-4	Ethylbenzene	ND	2.5	0.70	U
74-87-3	Chloromethane	ND	2.5	0.70	U
74-83-9	Bromomethane	ND	2.5	0.70	U
75-01-4	Vinyl chloride	ND	1.0	0.33	U
75-00-3	Chloroethane	ND	2.5	0.70	U
75-35-4	1,1-Dichloroethene	ND	0.50	0.14	U
156-60-5	trans-1,2-Dichloroethene	ND	2.5	0.70	U

Form 1
Volatile Organics

Client	: Tetra Tech GEO	Lab Number	: L1406036
Project Name	: LOCKHEED N. PLAINFIELD	Project Number	: 117-0507600
Lab ID	: L1406036-12	Date Collected	: 03/20/14 09:35
Client ID	: MW-532D	Date Received	: 03/21/14
Sample Location	: N. PLAINFIELD	Date Analyzed	: 03/29/14 19:47
Sample Matrix	: WATER	Dilution Factor	: 1
Analytical Method	: 1,8260C	Analyst	: MS
Lab File ID	: 0329A16	Instrument ID	: GONZO.I
Sample Amount	: 10 ml	GC Column	: RTX-502.2
Level	: LOW	%Solids	: N/A
Extract Volume (MeOH)	: N/A	Injection Volume	: N/A

		ug/L			
CAS NO.	**Parameter**	**Results**	**RL**	**MDL**	**Qualifier**
79-01-6	Trichloroethene	1.4	0.50	0.17	
95-50-1	1,2-Dichlorobenzene	ND	2.5	0.70	U
541-73-1	1,3-Dichlorobenzene	ND	2.5	0.70	U
106-46-7	1,4-Dichlorobenzene	ND	2.5	0.70	U
1634-04-4	Methyl tert butyl ether	ND	2.5	0.70	U
179601-23-1	p/m-Xylene	ND	2.5	0.70	U
95-47-6	o-Xylene	ND	2.5	0.70	U
1330-20-7	Xylene (Total)	ND	2.5	0.70	U
156-59-2	cis-1,2-Dichloroethene	ND	2.5	0.70	U
100-42-5	Styrene	ND	2.5	0.70	U
75-71-8	Dichlorodifluoromethane	ND	5.0	1.0	U
67-64-1	Acetone	4.2	5.0	1.0	J
75-15-0	Carbon disulfide	ND	5.0	1.0	U
78-93-3	2-Butanone	ND	5.0	1.0	U
108-10-1	4-Methyl-2-pentanone	ND	5.0	1.0	U
591-78-6	2-Hexanone	ND	5.0	1.0	U
74-97-5	Bromochloromethane	ND	2.5	0.70	U
106-93-4	1,2-Dibromoethane	ND	2.0	0.65	U
96-12-8	1,2-Dibromo-3-chloropropane	ND	2.5	0.70	U
98-82-8	Isopropylbenzene	ND	2.5	0.70	U
87-61-6	1,2,3-Trichlorobenzene	ND	2.5	0.70	U
120-82-1	1,2,4-Trichlorobenzene	ND	2.5	0.70	U
79-20-9	Methyl Acetate	ND	2.0	0.65	U
110-82-7	Cyclohexane	ND	10	0.70	U
123-91-1	1,4-Dioxane	ND	250	41.	U
108-87-2	Methyl cyclohexane	ND	10	0.29	U
76-13-1	1,1,2-Trichloro-1,2,2-Trifluoroethane	0.86	2.5	0.70	J

Tentatively Identified Compounds
Volatile Organics

Client	: Tetra Tech GEO	Lab Number	: L1406036
Project Name	: LOCKHEED N. PLAINFIELD	Project Number	: 117-0507600
Lab ID	: L1406036-12	Date Collected	: 03/20/14 09:35
Client ID	: MW-532D	Date Received	: 03/21/14
Sample Location	: N. PLAINFIELD	Date Analyzed	: 03/29/14 19:47
Sample Matrix	: WATER	Dilution Factor	: 1
Analytical Method	: 1,8260C	Analyst	: MS
Lab File ID	: 0329A16	Instrument ID	: GONZO.I
Sample Amount	: 10 ml	GC Column	: RTX-502.2
Level	: LOW	%Solids	: N/A
Extract Volume (MeOH)	: N/A	Injection Volume	: N/A

Number TICS found: 0 **Concentration Units: ug/L**

CAS Number	Compound Name	RT	EST. CONC.	Qualifier
	NO TENTATIVELY IDENTIFIED COMPOUNDS			

Form 1
Volatile Organics

Client	: Tetra Tech GEO	Lab Number	: L1406036
Project Name	: LOCKHEED N. PLAINFIELD	Project Number	: 117-0507600
Lab ID	: L1406036-13	Date Collected	: 03/20/14 09:50
Client ID	: MW-501S	Date Received	: 03/21/14
Sample Location	: N. PLAINFIELD	Date Analyzed	: 03/29/14 20:24
Sample Matrix	: WATER	Dilution Factor	: 1
Analytical Method	: 1,8260C	Analyst	: MS
Lab File ID	: 0329A17	Instrument ID	: GONZO.I
Sample Amount	: 10 ml	GC Column	: RTX-502.2
Level	: LOW	%Solids	: N/A
Extract Volume (MeOH)	: N/A	Injection Volume	: N/A

		ug/L			
CAS NO.	**Parameter**	**Results**	**RL**	**MDL**	**Qualifier**
75-09-2	Methylene chloride	ND	2.5	0.70	U
75-34-3	1,1-Dichloroethane	ND	2.5	0.70	U
67-66-3	Chloroform	0.94	2.5	0.70	J
56-23-5	Carbon tetrachloride	ND	0.50	0.13	U
78-87-5	1,2-Dichloropropane	ND	1.0	0.13	U
124-48-1	Dibromochloromethane	ND	0.50	0.15	U
79-00-5	1,1,2-Trichloroethane	ND	1.5	0.50	U
127-18-4	Tetrachloroethene	ND	0.50	0.18	U
108-90-7	Chlorobenzene	ND	2.5	0.70	U
75-69-4	Trichlorofluoromethane	ND	2.5	0.70	U
107-06-2	1,2-Dichloroethane	ND	0.50	0.13	U
71-55-6	1,1,1-Trichloroethane	ND	2.5	0.70	U
75-27-4	Bromodichloromethane	ND	0.50	0.19	U
10061-02-6	trans-1,3-Dichloropropene	ND	0.50	0.16	U
10061-01-5	cis-1,3-Dichloropropene	ND	0.50	0.14	U
542-75-6	1,3-Dichloropropene, Total	ND	0.50	0.14	U
75-25-2	Bromoform	ND	2.0	0.65	U
79-34-5	1,1,2,2-Tetrachloroethane	ND	0.50	0.14	U
71-43-2	Benzene	ND	0.50	0.16	U
108-88-3	Toluene	ND	2.5	0.70	U
100-41-4	Ethylbenzene	ND	2.5	0.70	U
74-87-3	Chloromethane	ND	2.5	0.70	U
74-83-9	Bromomethane	ND	2.5	0.70	U
75-01-4	Vinyl chloride	ND	1.0	0.33	U
75-00-3	Chloroethane	ND	2.5	0.70	U
75-35-4	1,1-Dichloroethene	ND	0.50	0.14	U
156-60-5	trans-1,2-Dichloroethene	ND	2.5	0.70	U

Form 1
Volatile Organics

Client	: Tetra Tech GEO	Lab Number	: L1406036
Project Name	: LOCKHEED N. PLAINFIELD	Project Number	: 117-0507600
Lab ID	: L1406036-13	Date Collected	: 03/20/14 09:50
Client ID	: MW-501S	Date Received	: 03/21/14
Sample Location	: N. PLAINFIELD	Date Analyzed	: 03/29/14 20:24
Sample Matrix	: WATER	Dilution Factor	: 1
Analytical Method	: 1,8260C	Analyst	: MS
Lab File ID	: 0329A17	Instrument ID	: GONZO.I
Sample Amount	: 10 ml	GC Column	: RTX-502.2
Level	: LOW	%Solids	: N/A
Extract Volume (MeOH)	: N/A	Injection Volume	: N/A

		ug/L			
CAS NO.	**Parameter**	**Results**	**RL**	**MDL**	**Qualifier**
79-01-6	Trichloroethene	ND	0.50	0.17	U
95-50-1	1,2-Dichlorobenzene	ND	2.5	0.70	U
541-73-1	1,3-Dichlorobenzene	ND	2.5	0.70	U
106-46-7	1,4-Dichlorobenzene	ND	2.5	0.70	U
1634-04-4	Methyl tert butyl ether	ND	2.5	0.70	U
179601-23-1	p/m-Xylene	ND	2.5	0.70	U
95-47-6	o-Xylene	ND	2.5	0.70	U
1330-20-7	Xylene (Total)	ND	2.5	0.70	U
156-59-2	cis-1,2-Dichloroethene	ND	2.5	0.70	U
100-42-5	Styrene	ND	2.5	0.70	U
75-71-8	Dichlorodifluoromethane	ND	5.0	1.0	U
67-64-1	Acetone	4.6	5.0	1.0	J
75-15-0	Carbon disulfide	ND	5.0	1.0	U
78-93-3	2-Butanone	ND	5.0	1.0	U
108-10-1	4-Methyl-2-pentanone	ND	5.0	1.0	U
591-78-6	2-Hexanone	ND	5.0	1.0	U
74-97-5	Bromochloromethane	ND	2.5	0.70	U
106-93-4	1,2-Dibromoethane	ND	2.0	0.65	U
96-12-8	1,2-Dibromo-3-chloropropane	ND	2.5	0.70	U
98-82-8	Isopropylbenzene	ND	2.5	0.70	U
87-61-6	1,2,3-Trichlorobenzene	ND	2.5	0.70	U
120-82-1	1,2,4-Trichlorobenzene	ND	2.5	0.70	U
79-20-9	Methyl Acetate	ND	2.0	0.65	U
110-82-7	Cyclohexane	ND	10	0.70	U
123-91-1	1,4-Dioxane	ND	250	41.	U
108-87-2	Methyl cyclohexane	ND	10	0.29	U
76-13-1	1,1,2-Trichloro-1,2,2-Trifluoroethane	ND	2.5	0.70	U

Tentatively Identified Compounds
Volatile Organics

Client	: Tetra Tech GEO	Lab Number	: L1406036
Project Name	: LOCKHEED N. PLAINFIELD	Project Number	: 117-0507600
Lab ID	: L1406036-13	Date Collected	: 03/20/14 09:50
Client ID	: MW-501S	Date Received	: 03/21/14
Sample Location	: N. PLAINFIELD	Date Analyzed	: 03/29/14 20:24
Sample Matrix	: WATER	Dilution Factor	: 1
Analytical Method	: 1,8260C	Analyst	: MS
Lab File ID	: 0329A17	Instrument ID	: GONZO.I
Sample Amount	: 10 ml	GC Column	: RTX-502.2
Level	: LOW	%Solids	: N/A
Extract Volume (MeOH)	: N/A	Injection Volume	: N/A

Number TICS found: 0 **Concentration Units: ug/L**

CAS Number	Compound Name	RT	EST. CONC.	Qualifier
	NO TENTATIVELY IDENTIFIED COMPOUNDS			

Form 1
Volatile Organics

Client	: Tetra Tech GEO	Lab Number	: L1406036
Project Name	: LOCKHEED N. PLAINFIELD	Project Number	: 117-0507600
Lab ID	: L1406036-14	Date Collected	: 03/20/14 09:55
Client ID	: MW-501I	Date Received	: 03/21/14
Sample Location	: N. PLAINFIELD	Date Analyzed	: 03/29/14 21:00
Sample Matrix	: WATER	Dilution Factor	: 1
Analytical Method	: 1,8260C	Analyst	: MS
Lab File ID	: 0329A18	Instrument ID	: GONZO.I
Sample Amount	: 10 ml	GC Column	: RTX-502.2
Level	: LOW	%Solids	: N/A
Extract Volume (MeOH)	: N/A	Injection Volume	: N/A

		ug/L			
CAS NO.	**Parameter**	**Results**	**RL**	**MDL**	**Qualifier**
75-09-2	Methylene chloride	ND	2.5	0.70	U
75-34-3	1,1-Dichloroethane	ND	2.5	0.70	U
67-66-3	Chloroform	ND	2.5	0.70	U
56-23-5	Carbon tetrachloride	ND	0.50	0.13	U
78-87-5	1,2-Dichloropropane	ND	1.0	0.13	U
124-48-1	Dibromochloromethane	ND	0.50	0.15	U
79-00-5	1,1,2-Trichloroethane	ND	1.5	0.50	U
127-18-4	Tetrachloroethene	ND	0.50	0.18	U
108-90-7	Chlorobenzene	ND	2.5	0.70	U
75-69-4	Trichlorofluoromethane	ND	2.5	0.70	U
107-06-2	1,2-Dichloroethane	ND	0.50	0.13	U
71-55-6	1,1,1-Trichloroethane	ND	2.5	0.70	U
75-27-4	Bromodichloromethane	ND	0.50	0.19	U
10061-02-6	trans-1,3-Dichloropropene	ND	0.50	0.16	U
10061-01-5	cis-1,3-Dichloropropene	ND	0.50	0.14	U
542-75-6	1,3-Dichloropropene, Total	ND	0.50	0.14	U
75-25-2	Bromoform	ND	2.0	0.65	U
79-34-5	1,1,2,2-Tetrachloroethane	ND	0.50	0.14	U
71-43-2	Benzene	ND	0.50	0.16	U
108-88-3	Toluene	ND	2.5	0.70	U
100-41-4	Ethylbenzene	ND	2.5	0.70	U
74-87-3	Chloromethane	ND	2.5	0.70	U
74-83-9	Bromomethane	ND	2.5	0.70	U
75-01-4	Vinyl chloride	ND	1.0	0.33	U
75-00-3	Chloroethane	ND	2.5	0.70	U
75-35-4	1,1-Dichloroethene	ND	0.50	0.14	U
156-60-5	trans-1,2-Dichloroethene	ND	2.5	0.70	U

Form 1
Volatile Organics

Client	: Tetra Tech GEO	Lab Number	: L1406036
Project Name	: LOCKHEED N. PLAINFIELD	Project Number	: 117-0507600
Lab ID	: L1406036-14	Date Collected	: 03/20/14 09:55
Client ID	: MW-501I	Date Received	: 03/21/14
Sample Location	: N. PLAINFIELD	Date Analyzed	: 03/29/14 21:00
Sample Matrix	: WATER	Dilution Factor	: 1
Analytical Method	: 1,8260C	Analyst	: MS
Lab File ID	: 0329A18	Instrument ID	: GONZO.I
Sample Amount	: 10 ml	GC Column	: RTX-502.2
Level	: LOW	%Solids	: N/A
Extract Volume (MeOH)	: N/A	Injection Volume	: N/A

		ug/L			
CAS NO.	**Parameter**	**Results**	**RL**	**MDL**	**Qualifier**
79-01-6	Trichloroethene	0.62	0.50	0.17	
95-50-1	1,2-Dichlorobenzene	ND	2.5	0.70	U
541-73-1	1,3-Dichlorobenzene	ND	2.5	0.70	U
106-46-7	1,4-Dichlorobenzene	ND	2.5	0.70	U
1634-04-4	Methyl tert butyl ether	ND	2.5	0.70	U
179601-23-1	p/m-Xylene	ND	2.5	0.70	U
95-47-6	o-Xylene	ND	2.5	0.70	U
1330-20-7	Xylene (Total)	ND	2.5	0.70	U
156-59-2	cis-1,2-Dichloroethene	ND	2.5	0.70	U
100-42-5	Styrene	ND	2.5	0.70	U
75-71-8	Dichlorodifluoromethane	ND	5.0	1.0	U
67-64-1	Acetone	2.2	5.0	1.0	J
75-15-0	Carbon disulfide	ND	5.0	1.0	U
78-93-3	2-Butanone	ND	5.0	1.0	U
108-10-1	4-Methyl-2-pentanone	ND	5.0	1.0	U
591-78-6	2-Hexanone	ND	5.0	1.0	U
74-97-5	Bromochloromethane	ND	2.5	0.70	U
106-93-4	1,2-Dibromoethane	ND	2.0	0.65	U
96-12-8	1,2-Dibromo-3-chloropropane	ND	2.5	0.70	U
98-82-8	Isopropylbenzene	ND	2.5	0.70	U
87-61-6	1,2,3-Trichlorobenzene	ND	2.5	0.70	U
120-82-1	1,2,4-Trichlorobenzene	ND	2.5	0.70	U
79-20-9	Methyl Acetate	ND	2.0	0.65	U
110-82-7	Cyclohexane	ND	10	0.70	U
123-91-1	1,4-Dioxane	ND	250	41.	U
108-87-2	Methyl cyclohexane	ND	10	0.29	U
76-13-1	1,1,2-Trichloro-1,2,2-Trifluoroethane	0.78	2.5	0.70	J

Tentatively Identified Compounds
Volatile Organics

Client	: Tetra Tech GEO	Lab Number	: L1406036
Project Name	: LOCKHEED N. PLAINFIELD	Project Number	: 117-0507600
Lab ID	: L1406036-14	Date Collected	: 03/20/14 09:55
Client ID	: MW-501I	Date Received	: 03/21/14
Sample Location	: N. PLAINFIELD	Date Analyzed	: 03/29/14 21:00
Sample Matrix	: WATER	Dilution Factor	: 1
Analytical Method	: 1,8260C	Analyst	: MS
Lab File ID	: 0329A18	Instrument ID	: GONZO.I
Sample Amount	: 10 ml	GC Column	: RTX-502.2
Level	: LOW	%Solids	: N/A
Extract Volume (MeOH)	: N/A	Injection Volume	: N/A

Number TICS found: 0 **Concentration Units: ug/L**

CAS Number	Compound Name	RT	EST. CONC.	Qualifier
	NO TENTATIVELY IDENTIFIED COMPOUNDS			

Form 1
Volatile Organics

Client	: Tetra Tech GEO	Lab Number	: L1406036
Project Name	: LOCKHEED N. PLAINFIELD	Project Number	: 117-0507600
Lab ID	: L1406036-15	Date Collected	: 03/20/14 10:05
Client ID	: MW-503S	Date Received	: 03/21/14
Sample Location	: N. PLAINFIELD	Date Analyzed	: 03/29/14 14:08
Sample Matrix	: WATER	Dilution Factor	: 1
Analytical Method	: 1,8260C	Analyst	: MS
Lab File ID	: 0329A07	Instrument ID	: ELAINE.I
Sample Amount	: 10 ml	GC Column	: RTX-502.2
Level	: LOW	%Solids	: N/A
Extract Volume (MeOH)	: N/A	Injection Volume	: N/A

		ug/L			
CAS NO.	Parameter	Results	RL	MDL	Qualifier
75-09-2	Methylene chloride	ND	2.5	0.70	U
75-34-3	1,1-Dichloroethane	ND	2.5	0.70	U
67-66-3	Chloroform	ND	2.5	0.70	U
56-23-5	Carbon tetrachloride	ND	0.50	0.13	U
78-87-5	1,2-Dichloropropane	ND	1.0	0.13	U
124-48-1	Dibromochloromethane	ND	0.50	0.15	U
79-00-5	1,1,2-Trichloroethane	ND	1.5	0.50	U
127-18-4	Tetrachloroethene	0.41	0.50	0.18	J
108-90-7	Chlorobenzene	ND	2.5	0.70	U
75-69-4	Trichlorofluoromethane	ND	2.5	0.70	U
107-06-2	1,2-Dichloroethane	ND	0.50	0.13	U
71-55-6	1,1,1-Trichloroethane	ND	2.5	0.70	U
75-27-4	Bromodichloromethane	ND	0.50	0.19	U
10061-02-6	trans-1,3-Dichloropropene	ND	0.50	0.16	U
10061-01-5	cis-1,3-Dichloropropene	ND	0.50	0.14	U
542-75-6	1,3-Dichloropropene, Total	ND	0.50	0.14	U
75-25-2	Bromoform	ND	2.0	0.65	U
79-34-5	1,1,2,2-Tetrachloroethane	ND	0.50	0.14	U
71-43-2	Benzene	ND	0.50	0.16	U
108-88-3	Toluene	ND	2.5	0.70	U
100-41-4	Ethylbenzene	ND	2.5	0.70	U
74-87-3	Chloromethane	ND	2.5	0.70	U
74-83-9	Bromomethane	ND	2.5	0.70	U
75-01-4	Vinyl chloride	ND	1.0	0.33	U
75-00-3	Chloroethane	ND	2.5	0.70	U
75-35-4	1,1-Dichloroethene	ND	0.50	0.14	U
156-60-5	trans-1,2-Dichloroethene	ND	2.5	0.70	U

Form 1
Volatile Organics

Client	: Tetra Tech GEO	Lab Number	: L1406036
Project Name	: LOCKHEED N. PLAINFIELD	Project Number	: 117-0507600
Lab ID	: L1406036-15	Date Collected	: 03/20/14 10:05
Client ID	: MW-503S	Date Received	: 03/21/14
Sample Location	: N. PLAINFIELD	Date Analyzed	: 03/29/14 14:08
Sample Matrix	: WATER	Dilution Factor	: 1
Analytical Method	: 1,8260C	Analyst	: MS
Lab File ID	: 0329A07	Instrument ID	: ELAINE.I
Sample Amount	: 10 ml	GC Column	: RTX-502.2
Level	: LOW	%Solids	: N/A
Extract Volume (MeOH)	: N/A	Injection Volume	: N/A

		ug/L			
CAS NO.	**Parameter**	**Results**	**RL**	**MDL**	**Qualifier**
79-01-6	Trichloroethene	0.66	0.50	0.17	
95-50-1	1,2-Dichlorobenzene	ND	2.5	0.70	U
541-73-1	1,3-Dichlorobenzene	ND	2.5	0.70	U
106-46-7	1,4-Dichlorobenzene	ND	2.5	0.70	U
1634-04-4	Methyl tert butyl ether	ND	2.5	0.70	U
179601-23-1	p/m-Xylene	ND	2.5	0.70	U
95-47-6	o-Xylene	ND	2.5	0.70	U
1330-20-7	Xylene (Total)	ND	2.5	0.70	U
156-59-2	cis-1,2-Dichloroethene	ND	2.5	0.70	U
100-42-5	Styrene	ND	2.5	0.70	U
75-71-8	Dichlorodifluoromethane	ND	5.0	1.0	U
67-64-1	Acetone	3.1	5.0	1.0	J
75-15-0	Carbon disulfide	ND	5.0	1.0	U
78-93-3	2-Butanone	ND	5.0	1.0	U
108-10-1	4-Methyl-2-pentanone	ND	5.0	1.0	U
591-78-6	2-Hexanone	ND	5.0	1.0	U
74-97-5	Bromochloromethane	ND	2.5	0.70	U
106-93-4	1,2-Dibromoethane	ND	2.0	0.65	U
96-12-8	1,2-Dibromo-3-chloropropane	ND	2.5	0.70	U
98-82-8	Isopropylbenzene	ND	2.5	0.70	U
87-61-6	1,2,3-Trichlorobenzene	ND	2.5	0.70	U
120-82-1	1,2,4-Trichlorobenzene	ND	2.5	0.70	U
79-20-9	Methyl Acetate	ND	2.0	0.65	U
110-82-7	Cyclohexane	ND	10	0.70	U
123-91-1	1,4-Dioxane	ND	250	41.	U
108-87-2	Methyl cyclohexane	ND	10	0.29	U
76-13-1	1,1,2-Trichloro-1,2,2-Trifluoroethane	0.76	2.5	0.70	J

Tentatively Identified Compounds
Volatile Organics

Client	: Tetra Tech GEO	Lab Number	: L1406036
Project Name	: LOCKHEED N. PLAINFIELD	Project Number	: 117-0507600
Lab ID	: L1406036-15	Date Collected	: 03/20/14 10:05
Client ID	: MW-503S	Date Received	: 03/21/14
Sample Location	: N. PLAINFIELD	Date Analyzed	: 03/29/14 14:08
Sample Matrix	: WATER	Dilution Factor	: 1
Analytical Method	: 1,8260C	Analyst	: MS
Lab File ID	: 0329A07	Instrument ID	: ELAINE.I
Sample Amount	: 10 ml	GC Column	: RTX-502.2
Level	: LOW	%Solids	: N/A
Extract Volume (MeOH)	: N/A	Injection Volume	: N/A

Number TICS found: 0 **Concentration Units: ug/L**

CAS Number	Compound Name	RT	EST. CONC.	Qualifier
	NO TENTATIVELY IDENTIFIED COMPOUNDS			

Form 1
Volatile Organics

Client	: Tetra Tech GEO	Lab Number	: L1406036
Project Name	: LOCKHEED N. PLAINFIELD	Project Number	: 117-0507600
Lab ID	: L1406036-16	Date Collected	: 03/20/14 10:10
Client ID	: MW-503I	Date Received	: 03/21/14
Sample Location	: N. PLAINFIELD	Date Analyzed	: 03/29/14 14:42
Sample Matrix	: WATER	Dilution Factor	: 1
Analytical Method	: 1,8260C	Analyst	: MS
Lab File ID	: 0329A08	Instrument ID	: ELAINE.I
Sample Amount	: 10 ml	GC Column	: RTX-502.2
Level	: LOW	%Solids	: N/A
Extract Volume (MeOH)	: N/A	Injection Volume	: N/A

		ug/L			
CAS NO.	**Parameter**	**Results**	**RL**	**MDL**	**Qualifier**
75-09-2	Methylene chloride	ND	2.5	0.70	U
75-34-3	1,1-Dichloroethane	ND	2.5	0.70	U
67-66-3	Chloroform	ND	2.5	0.70	U
56-23-5	Carbon tetrachloride	ND	0.50	0.13	U
78-87-5	1,2-Dichloropropane	ND	1.0	0.13	U
124-48-1	Dibromochloromethane	ND	0.50	0.15	U
79-00-5	1,1,2-Trichloroethane	ND	1.5	0.50	U
127-18-4	Tetrachloroethene	ND	0.50	0.18	U
108-90-7	Chlorobenzene	ND	2.5	0.70	U
75-69-4	Trichlorofluoromethane	ND	2.5	0.70	U
107-06-2	1,2-Dichloroethane	ND	0.50	0.13	U
71-55-6	1,1,1-Trichloroethane	ND	2.5	0.70	U
75-27-4	Bromodichloromethane	ND	0.50	0.19	U
10061-02-6	trans-1,3-Dichloropropene	ND	0.50	0.16	U
10061-01-5	cis-1,3-Dichloropropene	ND	0.50	0.14	U
542-75-6	1,3-Dichloropropene, Total	ND	0.50	0.14	U
75-25-2	Bromoform	ND	2.0	0.65	U
79-34-5	1,1,2,2-Tetrachloroethane	ND	0.50	0.14	U
71-43-2	Benzene	ND	0.50	0.16	U
108-88-3	Toluene	ND	2.5	0.70	U
100-41-4	Ethylbenzene	ND	2.5	0.70	U
74-87-3	Chloromethane	ND	2.5	0.70	U
74-83-9	Bromomethane	ND	2.5	0.70	U
75-01-4	Vinyl chloride	ND	1.0	0.33	U
75-00-3	Chloroethane	ND	2.5	0.70	U
75-35-4	1,1-Dichloroethene	ND	0.50	0.14	U
156-60-5	trans-1,2-Dichloroethene	ND	2.5	0.70	U

Form 1
Volatile Organics

Client	: Tetra Tech GEO	Lab Number	: L1406036
Project Name	: LOCKHEED N. PLAINFIELD	Project Number	: 117-0507600
Lab ID	: L1406036-16	Date Collected	: 03/20/14 10:10
Client ID	: MW-503I	Date Received	: 03/21/14
Sample Location	: N. PLAINFIELD	Date Analyzed	: 03/29/14 14:42
Sample Matrix	: WATER	Dilution Factor	: 1
Analytical Method	: 1,8260C	Analyst	: MS
Lab File ID	: 0329A08	Instrument ID	: ELAINE.I
Sample Amount	: 10 ml	GC Column	: RTX-502.2
Level	: LOW	%Solids	: N/A
Extract Volume (MeOH)	: N/A	Injection Volume	: N/A

		ug/L			
CAS NO.	Parameter	Results	RL	MDL	Qualifier
79-01-6	Trichloroethene	0.51	0.50	0.17	
95-50-1	1,2-Dichlorobenzene	ND	2.5	0.70	U
541-73-1	1,3-Dichlorobenzene	ND	2.5	0.70	U
106-46-7	1,4-Dichlorobenzene	ND	2.5	0.70	U
1634-04-4	Methyl tert butyl ether	ND	2.5	0.70	U
179601-23-1	p/m-Xylene	ND	2.5	0.70	U
95-47-6	o-Xylene	ND	2.5	0.70	U
1330-20-7	Xylene (Total)	ND	2.5	0.70	U
156-59-2	cis-1,2-Dichloroethene	ND	2.5	0.70	U
100-42-5	Styrene	ND	2.5	0.70	U
75-71-8	Dichlorodifluoromethane	ND	5.0	1.0	U
67-64-1	Acetone	6.2	5.0	1.0	
75-15-0	Carbon disulfide	ND	5.0	1.0	U
78-93-3	2-Butanone	ND	5.0	1.0	U
108-10-1	4-Methyl-2-pentanone	ND	5.0	1.0	U
591-78-6	2-Hexanone	ND	5.0	1.0	U
74-97-5	Bromochloromethane	ND	2.5	0.70	U
106-93-4	1,2-Dibromoethane	ND	2.0	0.65	U
96-12-8	1,2-Dibromo-3-chloropropane	ND	2.5	0.70	U
98-82-8	Isopropylbenzene	ND	2.5	0.70	U
87-61-6	1,2,3-Trichlorobenzene	ND	2.5	0.70	U
120-82-1	1,2,4-Trichlorobenzene	ND	2.5	0.70	U
79-20-9	Methyl Acetate	ND	2.0	0.65	U
110-82-7	Cyclohexane	ND	10	0.70	U
123-91-1	1,4-Dioxane	ND	250	41.	U
108-87-2	Methyl cyclohexane	ND	10	0.29	U
76-13-1	1,1,2-Trichloro-1,2,2-Trifluoroethane	ND	2.5	0.70	U

Tentatively Identified Compounds
Volatile Organics

Client	: Tetra Tech GEO	Lab Number	: L1406036
Project Name	: LOCKHEED N. PLAINFIELD	Project Number	: 117-0507600
Lab ID	: L1406036-16	Date Collected	: 03/20/14 10:10
Client ID	: MW-503I	Date Received	: 03/21/14
Sample Location	: N. PLAINFIELD	Date Analyzed	: 03/29/14 14:42
Sample Matrix	: WATER	Dilution Factor	: 1
Analytical Method	: 1,8260C	Analyst	: MS
Lab File ID	: 0329A08	Instrument ID	: ELAINE.I
Sample Amount	: 10 ml	GC Column	: RTX-502.2
Level	: LOW	%Solids	: N/A
Extract Volume (MeOH)	: N/A	Injection Volume	: N/A

Number TICS found: 0 **Concentration Units: ug/L**

CAS Number	Compound Name	RT	EST. CONC.	Qualifier
	NO TENTATIVELY IDENTIFIED COMPOUNDS			

Form 1
Volatile Organics

Client	: Tetra Tech GEO	Lab Number	: L1406036
Project Name	: LOCKHEED N. PLAINFIELD	Project Number	: 117-0507600
Lab ID	: L1406036-17	Date Collected	: 03/20/14 10:15
Client ID	: MW-550S	Date Received	: 03/21/14
Sample Location	: N. PLAINFIELD	Date Analyzed	: 03/29/14 15:17
Sample Matrix	: WATER	Dilution Factor	: 1
Analytical Method	: 1,8260C	Analyst	: MS
Lab File ID	: 0329A09	Instrument ID	: ELAINE.I
Sample Amount	: 10 ml	GC Column	: RTX-502.2
Level	: LOW	%Solids	: N/A
Extract Volume (MeOH)	: N/A	Injection Volume	: N/A

		ug/L			
CAS NO.	**Parameter**	**Results**	**RL**	**MDL**	**Qualifier**
75-09-2	Methylene chloride	ND	2.5	0.70	U
75-34-3	1,1-Dichloroethane	ND	2.5	0.70	U
67-66-3	Chloroform	0.88	2.5	0.70	J
56-23-5	Carbon tetrachloride	ND	0.50	0.13	U
78-87-5	1,2-Dichloropropane	ND	1.0	0.13	U
124-48-1	Dibromochloromethane	ND	0.50	0.15	U
79-00-5	1,1,2-Trichloroethane	ND	1.5	0.50	U
127-18-4	Tetrachloroethene	ND	0.50	0.18	U
108-90-7	Chlorobenzene	ND	2.5	0.70	U
75-69-4	Trichlorofluoromethane	ND	2.5	0.70	U
107-06-2	1,2-Dichloroethane	ND	0.50	0.13	U
71-55-6	1,1,1-Trichloroethane	ND	2.5	0.70	U
75-27-4	Bromodichloromethane	ND	0.50	0.19	U
10061-02-6	trans-1,3-Dichloropropene	ND	0.50	0.16	U
10061-01-5	cis-1,3-Dichloropropene	ND	0.50	0.14	U
542-75-6	1,3-Dichloropropene, Total	ND	0.50	0.14	U
75-25-2	Bromoform	ND	2.0	0.65	U
79-34-5	1,1,2,2-Tetrachloroethane	ND	0.50	0.14	U
71-43-2	Benzene	ND	0.50	0.16	U
108-88-3	Toluene	ND	2.5	0.70	U
100-41-4	Ethylbenzene	ND	2.5	0.70	U
74-87-3	Chloromethane	ND	2.5	0.70	U
74-83-9	Bromomethane	ND	2.5	0.70	U
75-01-4	Vinyl chloride	ND	1.0	0.33	U
75-00-3	Chloroethane	ND	2.5	0.70	U
75-35-4	1,1-Dichloroethene	ND	0.50	0.14	U
156-60-5	trans-1,2-Dichloroethene	ND	2.5	0.70	U

Form 1
Volatile Organics

Client	: Tetra Tech GEO	Lab Number	: L1406036
Project Name	: LOCKHEED N. PLAINFIELD	Project Number	: 117-0507600
Lab ID	: L1406036-17	Date Collected	: 03/20/14 10:15
Client ID	: MW-550S	Date Received	: 03/21/14
Sample Location	: N. PLAINFIELD	Date Analyzed	: 03/29/14 15:17
Sample Matrix	: WATER	Dilution Factor	: 1
Analytical Method	: 1,8260C	Analyst	: MS
Lab File ID	: 0329A09	Instrument ID	: ELAINE.I
Sample Amount	: 10 ml	GC Column	: RTX-502.2
Level	: LOW	%Solids	: N/A
Extract Volume (MeOH)	: N/A	Injection Volume	: N/A

		ug/L			
CAS NO.	Parameter	Results	RL	MDL	Qualifier
79-01-6	Trichloroethene	0.76	0.50	0.17	
95-50-1	1,2-Dichlorobenzene	ND	2.5	0.70	U
541-73-1	1,3-Dichlorobenzene	ND	2.5	0.70	U
106-46-7	1,4-Dichlorobenzene	ND	2.5	0.70	U
1634-04-4	Methyl tert butyl ether	ND	2.5	0.70	U
179601-23-1	p/m-Xylene	ND	2.5	0.70	U
95-47-6	o-Xylene	ND	2.5	0.70	U
1330-20-7	Xylene (Total)	ND	2.5	0.70	U
156-59-2	cis-1,2-Dichloroethene	ND	2.5	0.70	U
100-42-5	Styrene	ND	2.5	0.70	U
75-71-8	Dichlorodifluoromethane	ND	5.0	1.0	U
67-64-1	Acetone	2.7	5.0	1.0	J
75-15-0	Carbon disulfide	ND	5.0	1.0	U
78-93-3	2-Butanone	ND	5.0	1.0	U
108-10-1	4-Methyl-2-pentanone	ND	5.0	1.0	U
591-78-6	2-Hexanone	ND	5.0	1.0	U
74-97-5	Bromochloromethane	ND	2.5	0.70	U
106-93-4	1,2-Dibromoethane	ND	2.0	0.65	U
96-12-8	1,2-Dibromo-3-chloropropane	ND	2.5	0.70	U
98-82-8	Isopropylbenzene	ND	2.5	0.70	U
87-61-6	1,2,3-Trichlorobenzene	ND	2.5	0.70	U
120-82-1	1,2,4-Trichlorobenzene	ND	2.5	0.70	U
79-20-9	Methyl Acetate	ND	2.0	0.65	U
110-82-7	Cyclohexane	ND	10	0.70	U
123-91-1	1,4-Dioxane	ND	250	41.	U
108-87-2	Methyl cyclohexane	ND	10	0.29	U
76-13-1	1,1,2-Trichloro-1,2,2-Trifluoroethane	ND	2.5	0.70	U

Tentatively Identified Compounds
Volatile Organics

Client	: Tetra Tech GEO	Lab Number	: L1406036
Project Name	: LOCKHEED N. PLAINFIELD	Project Number	: 117-0507600
Lab ID	: L1406036-17	Date Collected	: 03/20/14 10:15
Client ID	: MW-550S	Date Received	: 03/21/14
Sample Location	: N. PLAINFIELD	Date Analyzed	: 03/29/14 15:17
Sample Matrix	: WATER	Dilution Factor	: 1
Analytical Method	: 1,8260C	Analyst	: MS
Lab File ID	: 0329A09	Instrument ID	: ELAINE.I
Sample Amount	: 10 ml	GC Column	: RTX-502.2
Level	: LOW	%Solids	: N/A
Extract Volume (MeOH)	: N/A	Injection Volume	: N/A

Number TICS found: 0 **Concentration Units: ug/L**

CAS Number	Compound Name	RT	EST. CONC.	Qualifier
	NO TENTATIVELY IDENTIFIED COMPOUNDS			

Form 1
Volatile Organics

Client	: Tetra Tech GEO	Lab Number	: L1406036
Project Name	: LOCKHEED N. PLAINFIELD	Project Number	: 117-0507600
Lab ID	: L1406036-18	Date Collected	: 03/20/14 10:20
Client ID	: MW-550I	Date Received	: 03/21/14
Sample Location	: N. PLAINFIELD	Date Analyzed	: 03/29/14 15:52
Sample Matrix	: WATER	Dilution Factor	: 1
Analytical Method	: 1,8260C	Analyst	: MS
Lab File ID	: 0329A10	Instrument ID	: ELAINE.I
Sample Amount	: 10 ml	GC Column	: RTX-502.2
Level	: LOW	%Solids	: N/A
Extract Volume (MeOH)	: N/A	Injection Volume	: N/A

		ug/L			
CAS NO.	Parameter	Results	RL	MDL	Qualifier
75-09-2	Methylene chloride	ND	2.5	0.70	U
75-34-3	1,1-Dichloroethane	ND	2.5	0.70	U
67-66-3	Chloroform	1.7	2.5	0.70	J
56-23-5	Carbon tetrachloride	ND	0.50	0.13	U
78-87-5	1,2-Dichloropropane	ND	1.0	0.13	U
124-48-1	Dibromochloromethane	ND	0.50	0.15	U
79-00-5	1,1,2-Trichloroethane	ND	1.5	0.50	U
127-18-4	Tetrachloroethene	1.8	0.50	0.18	
108-90-7	Chlorobenzene	ND	2.5	0.70	U
75-69-4	Trichlorofluoromethane	ND	2.5	0.70	U
107-06-2	1,2-Dichloroethane	ND	0.50	0.13	U
71-55-6	1,1,1-Trichloroethane	ND	2.5	0.70	U
75-27-4	Bromodichloromethane	ND	0.50	0.19	U
10061-02-6	trans-1,3-Dichloropropene	ND	0.50	0.16	U
10061-01-5	cis-1,3-Dichloropropene	ND	0.50	0.14	U
542-75-6	1,3-Dichloropropene, Total	ND	0.50	0.14	U
75-25-2	Bromoform	ND	2.0	0.65	U
79-34-5	1,1,2,2-Tetrachloroethane	ND	0.50	0.14	U
71-43-2	Benzene	ND	0.50	0.16	U
108-88-3	Toluene	ND	2.5	0.70	U
100-41-4	Ethylbenzene	ND	2.5	0.70	U
74-87-3	Chloromethane	ND	2.5	0.70	U
74-83-9	Bromomethane	ND	2.5	0.70	U
75-01-4	Vinyl chloride	ND	1.0	0.33	U
75-00-3	Chloroethane	ND	2.5	0.70	U
75-35-4	1,1-Dichloroethene	ND	0.50	0.14	U
156-60-5	trans-1,2-Dichloroethene	ND	2.5	0.70	U

Form 1
Volatile Organics

Client	: Tetra Tech GEO	Lab Number	: L1406036
Project Name	: LOCKHEED N. PLAINFIELD	Project Number	: 117-0507600
Lab ID	: L1406036-18	Date Collected	: 03/20/14 10:20
Client ID	: MW-550I	Date Received	: 03/21/14
Sample Location	: N. PLAINFIELD	Date Analyzed	: 03/29/14 15:52
Sample Matrix	: WATER	Dilution Factor	: 1
Analytical Method	: 1,8260C	Analyst	: MS
Lab File ID	: 0329A10	Instrument ID	: ELAINE.I
Sample Amount	: 10 ml	GC Column	: RTX-502.2
Level	: LOW	%Solids	: N/A
Extract Volume (MeOH)	: N/A	Injection Volume	: N/A

		ug/L			
CAS NO.	Parameter	Results	RL	MDL	Qualifier
79-01-6	Trichloroethene	1.4	0.50	0.17	
95-50-1	1,2-Dichlorobenzene	ND	2.5	0.70	U
541-73-1	1,3-Dichlorobenzene	ND	2.5	0.70	U
106-46-7	1,4-Dichlorobenzene	ND	2.5	0.70	U
1634-04-4	Methyl tert butyl ether	ND	2.5	0.70	U
179601-23-1	p/m-Xylene	ND	2.5	0.70	U
95-47-6	o-Xylene	ND	2.5	0.70	U
1330-20-7	Xylene (Total)	ND	2.5	0.70	U
156-59-2	cis-1,2-Dichloroethene	ND	2.5	0.70	U
100-42-5	Styrene	ND	2.5	0.70	U
75-71-8	Dichlorodifluoromethane	ND	5.0	1.0	U
67-64-1	Acetone	2.7	5.0	1.0	J
75-15-0	Carbon disulfide	ND	5.0	1.0	U
78-93-3	2-Butanone	ND	5.0	1.0	U
108-10-1	4-Methyl-2-pentanone	ND	5.0	1.0	U
591-78-6	2-Hexanone	ND	5.0	1.0	U
74-97-5	Bromochloromethane	ND	2.5	0.70	U
106-93-4	1,2-Dibromoethane	ND	2.0	0.65	U
96-12-8	1,2-Dibromo-3-chloropropane	ND	2.5	0.70	U
98-82-8	Isopropylbenzene	ND	2.5	0.70	U
87-61-6	1,2,3-Trichlorobenzene	ND	2.5	0.70	U
120-82-1	1,2,4-Trichlorobenzene	ND	2.5	0.70	U
79-20-9	Methyl Acetate	ND	2.0	0.65	U
110-82-7	Cyclohexane	ND	10	0.70	U
123-91-1	1,4-Dioxane	ND	250	41.	U
108-87-2	Methyl cyclohexane	ND	10	0.29	U
76-13-1	1,1,2-Trichloro-1,2,2-Trifluoroethane	0.90	2.5	0.70	J

Tentatively Identified Compounds
Volatile Organics

Client	: Tetra Tech GEO	Lab Number	: L1406036
Project Name	: LOCKHEED N. PLAINFIELD	Project Number	: 117-0507600
Lab ID	: L1406036-18	Date Collected	: 03/20/14 10:20
Client ID	: MW-550I	Date Received	: 03/21/14
Sample Location	: N. PLAINFIELD	Date Analyzed	: 03/29/14 15:52
Sample Matrix	: WATER	Dilution Factor	: 1
Analytical Method	: 1,8260C	Analyst	: MS
Lab File ID	: 0329A10	Instrument ID	: ELAINE.I
Sample Amount	: 10 ml	GC Column	: RTX-502.2
Level	: LOW	%Solids	: N/A
Extract Volume (MeOH)	: N/A	Injection Volume	: N/A

Number TICS found: 0 **Concentration Units: ug/L**

CAS Number	Compound Name	RT	EST. CONC.	Qualifier
	NO TENTATIVELY IDENTIFIED COMPOUNDS			

Form 1
Volatile Organics

Client	: Tetra Tech GEO	Lab Number	: L1406036
Project Name	: LOCKHEED N. PLAINFIELD	Project Number	: 117-0507600
Lab ID	: L1406036-19	Date Collected	: 03/20/14 10:30
Client ID	: MW-502S	Date Received	: 03/21/14
Sample Location	: N. PLAINFIELD	Date Analyzed	: 03/29/14 16:27
Sample Matrix	: WATER	Dilution Factor	: 1
Analytical Method	: 1,8260C	Analyst	: MS
Lab File ID	: 0329A11	Instrument ID	: ELAINE.I
Sample Amount	: 10 ml	GC Column	: RTX-502.2
Level	: LOW	%Solids	: N/A
Extract Volume (MeOH)	: N/A	Injection Volume	: N/A

		ug/L			
CAS NO.	**Parameter**	**Results**	**RL**	**MDL**	**Qualifier**
75-09-2	Methylene chloride	ND	2.5	0.70	U
75-34-3	1,1-Dichloroethane	ND	2.5	0.70	U
67-66-3	Chloroform	1.0	2.5	0.70	J
56-23-5	Carbon tetrachloride	ND	0.50	0.13	U
78-87-5	1,2-Dichloropropane	ND	1.0	0.13	U
124-48-1	Dibromochloromethane	ND	0.50	0.15	U
79-00-5	1,1,2-Trichloroethane	ND	1.5	0.50	U
127-18-4	Tetrachloroethene	0.69	0.50	0.18	
108-90-7	Chlorobenzene	ND	2.5	0.70	U
75-69-4	Trichlorofluoromethane	ND	2.5	0.70	U
107-06-2	1,2-Dichloroethane	ND	0.50	0.13	U
71-55-6	1,1,1-Trichloroethane	ND	2.5	0.70	U
75-27-4	Bromodichloromethane	ND	0.50	0.19	U
10061-02-6	trans-1,3-Dichloropropene	ND	0.50	0.16	U
10061-01-5	cis-1,3-Dichloropropene	ND	0.50	0.14	U
542-75-6	1,3-Dichloropropene, Total	ND	0.50	0.14	U
75-25-2	Bromoform	ND	2.0	0.65	U
79-34-5	1,1,2,2-Tetrachloroethane	ND	0.50	0.14	U
71-43-2	Benzene	ND	0.50	0.16	U
108-88-3	Toluene	ND	2.5	0.70	U
100-41-4	Ethylbenzene	ND	2.5	0.70	U
74-87-3	Chloromethane	ND	2.5	0.70	U
74-83-9	Bromomethane	ND	2.5	0.70	U
75-01-4	Vinyl chloride	ND	1.0	0.33	U
75-00-3	Chloroethane	ND	2.5	0.70	U
75-35-4	1,1-Dichloroethene	ND	0.50	0.14	U
156-60-5	trans-1,2-Dichloroethene	ND	2.5	0.70	U

Form 1
Volatile Organics

Client	: Tetra Tech GEO	Lab Number	: L1406036
Project Name	: LOCKHEED N. PLAINFIELD	Project Number	: 117-0507600
Lab ID	: L1406036-19	Date Collected	: 03/20/14 10:30
Client ID	: MW-502S	Date Received	: 03/21/14
Sample Location	: N. PLAINFIELD	Date Analyzed	: 03/29/14 16:27
Sample Matrix	: WATER	Dilution Factor	: 1
Analytical Method	: 1,8260C	Analyst	: MS
Lab File ID	: 0329A11	Instrument ID	: ELAINE.I
Sample Amount	: 10 ml	GC Column	: RTX-502.2
Level	: LOW	%Solids	: N/A
Extract Volume (MeOH)	: N/A	Injection Volume	: N/A

		ug/L			
CAS NO.	Parameter	Results	RL	MDL	Qualifier
79-01-6	Trichloroethene	0.70	0.50	0.17	
95-50-1	1,2-Dichlorobenzene	ND	2.5	0.70	U
541-73-1	1,3-Dichlorobenzene	ND	2.5	0.70	U
106-46-7	1,4-Dichlorobenzene	ND	2.5	0.70	U
1634-04-4	Methyl tert butyl ether	ND	2.5	0.70	U
179601-23-1	p/m-Xylene	ND	2.5	0.70	U
95-47-6	o-Xylene	ND	2.5	0.70	U
1330-20-7	Xylene (Total)	ND	2.5	0.70	U
156-59-2	cis-1,2-Dichloroethene	ND	2.5	0.70	U
100-42-5	Styrene	ND	2.5	0.70	U
75-71-8	Dichlorodifluoromethane	ND	5.0	1.0	U
67-64-1	Acetone	6.0	5.0	1.0	
75-15-0	Carbon disulfide	ND	5.0	1.0	U
78-93-3	2-Butanone	ND	5.0	1.0	U
108-10-1	4-Methyl-2-pentanone	ND	5.0	1.0	U
591-78-6	2-Hexanone	ND	5.0	1.0	U
74-97-5	Bromochloromethane	ND	2.5	0.70	U
106-93-4	1,2-Dibromoethane	ND	2.0	0.65	U
96-12-8	1,2-Dibromo-3-chloropropane	ND	2.5	0.70	U
98-82-8	Isopropylbenzene	ND	2.5	0.70	U
87-61-6	1,2,3-Trichlorobenzene	ND	2.5	0.70	U
120-82-1	1,2,4-Trichlorobenzene	ND	2.5	0.70	U
79-20-9	Methyl Acetate	ND	2.0	0.65	U
110-82-7	Cyclohexane	ND	10	0.70	U
123-91-1	1,4-Dioxane	ND	250	41.	U
108-87-2	Methyl cyclohexane	ND	10	0.29	U
76-13-1	1,1,2-Trichloro-1,2,2-Trifluoroethane	ND	2.5	0.70	U

Tentatively Identified Compounds
Volatile Organics

Client	: Tetra Tech GEO	Lab Number	: L1406036
Project Name	: LOCKHEED N. PLAINFIELD	Project Number	: 117-0507600
Lab ID	: L1406036-19	Date Collected	: 03/20/14 10:30
Client ID	: MW-502S	Date Received	: 03/21/14
Sample Location	: N. PLAINFIELD	Date Analyzed	: 03/29/14 16:27
Sample Matrix	: WATER	Dilution Factor	: 1
Analytical Method	: 1,8260C	Analyst	: MS
Lab File ID	: 0329A11	Instrument ID	: ELAINE.I
Sample Amount	: 10 ml	GC Column	: RTX-502.2
Level	: LOW	%Solids	: N/A
Extract Volume (MeOH)	: N/A	Injection Volume	: N/A

Number TICS found: 0 **Concentration Units: ug/L**

CAS Number	Compound Name	RT	EST. CONC.	Qualifier
	NO TENTATIVELY IDENTIFIED COMPOUNDS			

Form 1
Volatile Organics

Client	: Tetra Tech GEO	Lab Number	: L1406036
Project Name	: LOCKHEED N. PLAINFIELD	Project Number	: 117-0507600
Lab ID	: L1406036-20	Date Collected	: 03/20/14 10:35
Client ID	: MW-502I	Date Received	: 03/21/14
Sample Location	: N. PLAINFIELD	Date Analyzed	: 03/28/14 23:41
Sample Matrix	: WATER	Dilution Factor	: 1
Analytical Method	: 1,8260C	Analyst	: MS
Lab File ID	: 0328N05	Instrument ID	: GONZO.I
Sample Amount	: 10 ml	GC Column	: RTX-502.2
Level	: LOW	%Solids	: N/A
Extract Volume (MeOH)	: N/A	Injection Volume	: N/A

		ug/L			
CAS NO.	**Parameter**	**Results**	**RL**	**MDL**	**Qualifier**
75-09-2	Methylene chloride	ND	2.5	0.70	U
75-34-3	1,1-Dichloroethane	ND	2.5	0.70	U
67-66-3	Chloroform	ND	2.5	0.70	U
56-23-5	Carbon tetrachloride	ND	0.50	0.13	U
78-87-5	1,2-Dichloropropane	ND	1.0	0.13	U
124-48-1	Dibromochloromethane	ND	0.50	0.15	U
79-00-5	1,1,2-Trichloroethane	ND	1.5	0.50	U
127-18-4	Tetrachloroethene	ND	0.50	0.18	U
108-90-7	Chlorobenzene	ND	2.5	0.70	U
75-69-4	Trichlorofluoromethane	ND	2.5	0.70	U
107-06-2	1,2-Dichloroethane	ND	0.50	0.13	U
71-55-6	1,1,1-Trichloroethane	ND	2.5	0.70	U
75-27-4	Bromodichloromethane	ND	0.50	0.19	U
10061-02-6	trans-1,3-Dichloropropene	ND	0.50	0.16	U
10061-01-5	cis-1,3-Dichloropropene	ND	0.50	0.14	U
542-75-6	1,3-Dichloropropene, Total	ND	0.50	0.14	U
75-25-2	Bromoform	ND	2.0	0.65	U
79-34-5	1,1,2,2-Tetrachloroethane	ND	0.50	0.14	U
71-43-2	Benzene	ND	0.50	0.16	U
108-88-3	Toluene	ND	2.5	0.70	U
100-41-4	Ethylbenzene	ND	2.5	0.70	U
74-87-3	Chloromethane	ND	2.5	0.70	U
74-83-9	Bromomethane	ND	2.5	0.70	U
75-01-4	Vinyl chloride	ND	1.0	0.33	U
75-00-3	Chloroethane	ND	2.5	0.70	U
75-35-4	1,1-Dichloroethene	ND	0.50	0.14	U
156-60-5	trans-1,2-Dichloroethene	ND	2.5	0.70	U

Form 1
Volatile Organics

Client	: Tetra Tech GEO	Lab Number	: L1406036
Project Name	: LOCKHEED N. PLAINFIELD	Project Number	: 117-0507600
Lab ID	: L1406036-20	Date Collected	: 03/20/14 10:35
Client ID	: MW-502I	Date Received	: 03/21/14
Sample Location	: N. PLAINFIELD	Date Analyzed	: 03/28/14 23:41
Sample Matrix	: WATER	Dilution Factor	: 1
Analytical Method	: 1,8260C	Analyst	: MS
Lab File ID	: 0328N05	Instrument ID	: GONZO.I
Sample Amount	: 10 ml	GC Column	: RTX-502.2
Level	: LOW	%Solids	: N/A
Extract Volume (MeOH)	: N/A	Injection Volume	: N/A

		ug/L			
CAS NO.	Parameter	Results	RL	MDL	Qualifier
79-01-6	Trichloroethene	0.63	0.50	0.17	
95-50-1	1,2-Dichlorobenzene	ND	2.5	0.70	U
541-73-1	1,3-Dichlorobenzene	ND	2.5	0.70	U
106-46-7	1,4-Dichlorobenzene	ND	2.5	0.70	U
1634-04-4	Methyl tert butyl ether	ND	2.5	0.70	U
179601-23-1	p/m-Xylene	ND	2.5	0.70	U
95-47-6	o-Xylene	ND	2.5	0.70	U
1330-20-7	Xylene (Total)	ND	2.5	0.70	U
156-59-2	cis-1,2-Dichloroethene	ND	2.5	0.70	U
100-42-5	Styrene	ND	2.5	0.70	U
75-71-8	Dichlorodifluoromethane	ND	5.0	1.0	U
67-64-1	Acetone	ND	5.0	1.0	U
75-15-0	Carbon disulfide	ND	5.0	1.0	U
78-93-3	2-Butanone	ND	5.0	1.0	U
108-10-1	4-Methyl-2-pentanone	ND	5.0	1.0	U
591-78-6	2-Hexanone	ND	5.0	1.0	U
74-97-5	Bromochloromethane	ND	2.5	0.70	U
106-93-4	1,2-Dibromoethane	ND	2.0	0.65	U
96-12-8	1,2-Dibromo-3-chloropropane	ND	2.5	0.70	U
98-82-8	Isopropylbenzene	ND	2.5	0.70	U
87-61-6	1,2,3-Trichlorobenzene	ND	2.5	0.70	U
120-82-1	1,2,4-Trichlorobenzene	ND	2.5	0.70	U
79-20-9	Methyl Acetate	ND	2.0	0.65	U
110-82-7	Cyclohexane	ND	10	0.70	U
123-91-1	1,4-Dioxane	ND	250	41.	U
108-87-2	Methyl cyclohexane	ND	10	0.29	U
76-13-1	1,1,2-Trichloro-1,2,2-Trifluoroethane	ND	2.5	0.70	U

Tentatively Identified Compounds
Volatile Organics

Client	: Tetra Tech GEO	Lab Number	: L1406036
Project Name	: LOCKHEED N. PLAINFIELD	Project Number	: 117-0507600
Lab ID	: L1406036-20	Date Collected	: 03/20/14 10:35
Client ID	: MW-502I	Date Received	: 03/21/14
Sample Location	: N. PLAINFIELD	Date Analyzed	: 03/28/14 23:41
Sample Matrix	: WATER	Dilution Factor	: 1
Analytical Method	: 1,8260C	Analyst	: MS
Lab File ID	: 0328N05	Instrument ID	: GONZO.I
Sample Amount	: 10 ml	GC Column	: RTX-502.2
Level	: LOW	%Solids	: N/A
Extract Volume (MeOH)	: N/A	Injection Volume	: N/A

Number TICS found: 0 **Concentration Units: ug/L**

CAS Number	Compound Name	RT	EST. CONC.	Qualifier
	NO TENTATIVELY IDENTIFIED COMPOUNDS			

Form 1
Volatile Organics

Client	: Tetra Tech GEO	Lab Number	: L1406036
Project Name	: LOCKHEED N. PLAINFIELD	Project Number	: 117-0507600
Lab ID	: L1406036-21	Date Collected	: 03/20/14 10:45
Client ID	: MW-546S	Date Received	: 03/21/14
Sample Location	: N. PLAINFIELD	Date Analyzed	: 03/29/14 00:17
Sample Matrix	: WATER	Dilution Factor	: 1
Analytical Method	: 1,8260C	Analyst	: MS
Lab File ID	: 0328N06	Instrument ID	: GONZO.I
Sample Amount	: 10 ml	GC Column	: RTX-502.2
Level	: LOW	%Solids	: N/A
Extract Volume (MeOH)	: N/A	Injection Volume	: N/A

		ug/L			
CAS NO.	Parameter	Results	RL	MDL	Qualifier
75-09-2	Methylene chloride	ND	2.5	0.70	U
75-34-3	1,1-Dichloroethane	ND	2.5	0.70	U
67-66-3	Chloroform	ND	2.5	0.70	U
56-23-5	Carbon tetrachloride	ND	0.50	0.13	U
78-87-5	1,2-Dichloropropane	ND	1.0	0.13	U
124-48-1	Dibromochloromethane	ND	0.50	0.15	U
79-00-5	1,1,2-Trichloroethane	ND	1.5	0.50	U
127-18-4	Tetrachloroethene	ND	0.50	0.18	U
108-90-7	Chlorobenzene	ND	2.5	0.70	U
75-69-4	Trichlorofluoromethane	ND	2.5	0.70	U
107-06-2	1,2-Dichloroethane	ND	0.50	0.13	U
71-55-6	1,1,1-Trichloroethane	ND	2.5	0.70	U
75-27-4	Bromodichloromethane	ND	0.50	0.19	U
10061-02-6	trans-1,3-Dichloropropene	ND	0.50	0.16	U
10061-01-5	cis-1,3-Dichloropropene	ND	0.50	0.14	U
542-75-6	1,3-Dichloropropene, Total	ND	0.50	0.14	U
75-25-2	Bromoform	ND	2.0	0.65	U
79-34-5	1,1,2,2-Tetrachloroethane	ND	0.50	0.14	U
71-43-2	Benzene	ND	0.50	0.16	U
108-88-3	Toluene	ND	2.5	0.70	U
100-41-4	Ethylbenzene	ND	2.5	0.70	U
74-87-3	Chloromethane	ND	2.5	0.70	U
74-83-9	Bromomethane	ND	2.5	0.70	U
75-01-4	Vinyl chloride	ND	1.0	0.33	U
75-00-3	Chloroethane	ND	2.5	0.70	U
75-35-4	1,1-Dichloroethene	ND	0.50	0.14	U
156-60-5	trans-1,2-Dichloroethene	ND	2.5	0.70	U

Form 1
Volatile Organics

Client	: Tetra Tech GEO	Lab Number	: L1406036
Project Name	: LOCKHEED N. PLAINFIELD	Project Number	: 117-0507600
Lab ID	: L1406036-21	Date Collected	: 03/20/14 10:45
Client ID	: MW-546S	Date Received	: 03/21/14
Sample Location	: N. PLAINFIELD	Date Analyzed	: 03/29/14 00:17
Sample Matrix	: WATER	Dilution Factor	: 1
Analytical Method	: 1,8260C	Analyst	: MS
Lab File ID	: 0328N06	Instrument ID	: GONZO.I
Sample Amount	: 10 ml	GC Column	: RTX-502.2
Level	: LOW	%Solids	: N/A
Extract Volume (MeOH)	: N/A	Injection Volume	: N/A

		ug/L			
CAS NO.	Parameter	Results	RL	MDL	Qualifier
79-01-6	Trichloroethene	ND	0.50	0.17	U
95-50-1	1,2-Dichlorobenzene	ND	2.5	0.70	U
541-73-1	1,3-Dichlorobenzene	ND	2.5	0.70	U
106-46-7	1,4-Dichlorobenzene	ND	2.5	0.70	U
1634-04-4	Methyl tert butyl ether	ND	2.5	0.70	U
179601-23-1	p/m-Xylene	ND	2.5	0.70	U
95-47-6	o-Xylene	ND	2.5	0.70	U
1330-20-7	Xylene (Total)	ND	2.5	0.70	U
156-59-2	cis-1,2-Dichloroethene	ND	2.5	0.70	U
100-42-5	Styrene	ND	2.5	0.70	U
75-71-8	Dichlorodifluoromethane	ND	5.0	1.0	U
67-64-1	Acetone	ND	5.0	1.0	U
75-15-0	Carbon disulfide	ND	5.0	1.0	U
78-93-3	2-Butanone	ND	5.0	1.0	U
108-10-1	4-Methyl-2-pentanone	ND	5.0	1.0	U
591-78-6	2-Hexanone	ND	5.0	1.0	U
74-97-5	Bromochloromethane	ND	2.5	0.70	U
106-93-4	1,2-Dibromoethane	ND	2.0	0.65	U
96-12-8	1,2-Dibromo-3-chloropropane	ND	2.5	0.70	U
98-82-8	Isopropylbenzene	ND	2.5	0.70	U
87-61-6	1,2,3-Trichlorobenzene	ND	2.5	0.70	U
120-82-1	1,2,4-Trichlorobenzene	ND	2.5	0.70	U
79-20-9	Methyl Acetate	ND	2.0	0.65	U
110-82-7	Cyclohexane	ND	10	0.70	U
123-91-1	1,4-Dioxane	ND	250	41.	U
108-87-2	Methyl cyclohexane	ND	10	0.29	U
76-13-1	1,1,2-Trichloro-1,2,2-Trifluoroethane	ND	2.5	0.70	U

Tentatively Identified Compounds
Volatile Organics

Client	: Tetra Tech GEO	Lab Number	: L1406036
Project Name	: LOCKHEED N. PLAINFIELD	Project Number	: 117-0507600
Lab ID	: L1406036-21	Date Collected	: 03/20/14 10:45
Client ID	: MW-546S	Date Received	: 03/21/14
Sample Location	: N. PLAINFIELD	Date Analyzed	: 03/29/14 00:17
Sample Matrix	: WATER	Dilution Factor	: 1
Analytical Method	: 1,8260C	Analyst	: MS
Lab File ID	: 0328N06	Instrument ID	: GONZO.I
Sample Amount	: 10 ml	GC Column	: RTX-502.2
Level	: LOW	%Solids	: N/A
Extract Volume (MeOH)	: N/A	Injection Volume	: N/A

Number TICS found: 0 **Concentration Units: ug/L**

CAS Number	Compound Name	RT	EST. CONC.	Qualifier
	NO TENTATIVELY IDENTIFIED COMPOUNDS			

Form 1
Volatile Organics

Client	: Tetra Tech GEO	Lab Number	: L1406036
Project Name	: LOCKHEED N. PLAINFIELD	Project Number	: 117-0507600
Lab ID	: L1406036-22	Date Collected	: 03/20/14 10:50
Client ID	: MW-546I	Date Received	: 03/21/14
Sample Location	: N. PLAINFIELD	Date Analyzed	: 03/29/14 17:02
Sample Matrix	: WATER	Dilution Factor	: 1
Analytical Method	: 1,8260C	Analyst	: MS
Lab File ID	: 0329A12	Instrument ID	: ELAINE.I
Sample Amount	: 10 ml	GC Column	: RTX-502.2
Level	: LOW	%Solids	: N/A
Extract Volume (MeOH)	: N/A	Injection Volume	: N/A

		ug/L			
CAS NO.	Parameter	Results	RL	MDL	Qualifier
75-09-2	Methylene chloride	ND	2.5	0.70	U
75-34-3	1,1-Dichloroethane	ND	2.5	0.70	U
67-66-3	Chloroform	ND	2.5	0.70	U
56-23-5	Carbon tetrachloride	ND	0.50	0.13	U
78-87-5	1,2-Dichloropropane	ND	1.0	0.13	U
124-48-1	Dibromochloromethane	ND	0.50	0.15	U
79-00-5	1,1,2-Trichloroethane	ND	1.5	0.50	U
127-18-4	Tetrachloroethene	ND	0.50	0.18	U
108-90-7	Chlorobenzene	ND	2.5	0.70	U
75-69-4	Trichlorofluoromethane	ND	2.5	0.70	U
107-06-2	1,2-Dichloroethane	ND	0.50	0.13	U
71-55-6	1,1,1-Trichloroethane	ND	2.5	0.70	U
75-27-4	Bromodichloromethane	ND	0.50	0.19	U
10061-02-6	trans-1,3-Dichloropropene	ND	0.50	0.16	U
10061-01-5	cis-1,3-Dichloropropene	ND	0.50	0.14	U
542-75-6	1,3-Dichloropropene, Total	ND	0.50	0.14	U
75-25-2	Bromoform	ND	2.0	0.65	U
79-34-5	1,1,2,2-Tetrachloroethane	ND	0.50	0.14	U
71-43-2	Benzene	ND	0.50	0.16	U
108-88-3	Toluene	ND	2.5	0.70	U
100-41-4	Ethylbenzene	ND	2.5	0.70	U
74-87-3	Chloromethane	ND	2.5	0.70	U
74-83-9	Bromomethane	ND	2.5	0.70	U
75-01-4	Vinyl chloride	ND	1.0	0.33	U
75-00-3	Chloroethane	ND	2.5	0.70	U
75-35-4	1,1-Dichloroethene	ND	0.50	0.14	U
156-60-5	trans-1,2-Dichloroethene	ND	2.5	0.70	U

Form 1
Volatile Organics

Client	: Tetra Tech GEO	Lab Number	: L1406036
Project Name	: LOCKHEED N. PLAINFIELD	Project Number	: 117-0507600
Lab ID	: L1406036-22	Date Collected	: 03/20/14 10:50
Client ID	: MW-546I	Date Received	: 03/21/14
Sample Location	: N. PLAINFIELD	Date Analyzed	: 03/29/14 17:02
Sample Matrix	: WATER	Dilution Factor	: 1
Analytical Method	: 1,8260C	Analyst	: MS
Lab File ID	: 0329A12	Instrument ID	: ELAINE.I
Sample Amount	: 10 ml	GC Column	: RTX-502.2
Level	: LOW	%Solids	: N/A
Extract Volume (MeOH)	: N/A	Injection Volume	: N/A

		ug/L			
CAS NO.	Parameter	Results	RL	MDL	Qualifier
79-01-6	Trichloroethene	0.47	0.50	0.17	J
95-50-1	1,2-Dichlorobenzene	ND	2.5	0.70	U
541-73-1	1,3-Dichlorobenzene	ND	2.5	0.70	U
106-46-7	1,4-Dichlorobenzene	ND	2.5	0.70	U
1634-04-4	Methyl tert butyl ether	ND	2.5	0.70	U
179601-23-1	p/m-Xylene	ND	2.5	0.70	U
95-47-6	o-Xylene	ND	2.5	0.70	U
1330-20-7	Xylene (Total)	ND	2.5	0.70	U
156-59-2	cis-1,2-Dichloroethene	ND	2.5	0.70	U
100-42-5	Styrene	ND	2.5	0.70	U
75-71-8	Dichlorodifluoromethane	ND	5.0	1.0	U
67-64-1	Acetone	2.9	5.0	1.0	J
75-15-0	Carbon disulfide	ND	5.0	1.0	U
78-93-3	2-Butanone	ND	5.0	1.0	U
108-10-1	4-Methyl-2-pentanone	ND	5.0	1.0	U
591-78-6	2-Hexanone	ND	5.0	1.0	U
74-97-5	Bromochloromethane	ND	2.5	0.70	U
106-93-4	1,2-Dibromoethane	ND	2.0	0.65	U
96-12-8	1,2-Dibromo-3-chloropropane	ND	2.5	0.70	U
98-82-8	Isopropylbenzene	ND	2.5	0.70	U
87-61-6	1,2,3-Trichlorobenzene	ND	2.5	0.70	U
120-82-1	1,2,4-Trichlorobenzene	ND	2.5	0.70	U
79-20-9	Methyl Acetate	ND	2.0	0.65	U
110-82-7	Cyclohexane	ND	10	0.70	U
123-91-1	1,4-Dioxane	ND	250	41.	U
108-87-2	Methyl cyclohexane	ND	10	0.29	U
76-13-1	1,1,2-Trichloro-1,2,2-Trifluoroethane	ND	2.5	0.70	U

Tentatively Identified Compounds
Volatile Organics

Client	: Tetra Tech GEO	Lab Number	: L1406036
Project Name	: LOCKHEED N. PLAINFIELD	Project Number	: 117-0507600
Lab ID	: L1406036-22	Date Collected	: 03/20/14 10:50
Client ID	: MW-546I	Date Received	: 03/21/14
Sample Location	: N. PLAINFIELD	Date Analyzed	: 03/29/14 17:02
Sample Matrix	: WATER	Dilution Factor	: 1
Analytical Method	: 1,8260C	Analyst	: MS
Lab File ID	: 0329A12	Instrument ID	: ELAINE.I
Sample Amount	: 10 ml	GC Column	: RTX-502.2
Level	: LOW	%Solids	: N/A
Extract Volume (MeOH)	: N/A	Injection Volume	: N/A

Number TICS found: 0 **Concentration Units: ug/L**

CAS Number	Compound Name	RT	EST. CONC.	Qualifier
	NO TENTATIVELY IDENTIFIED COMPOUNDS			

Form 1
Volatile Organics

Client	: Tetra Tech GEO	Lab Number	: L1406036
Project Name	: LOCKHEED N. PLAINFIELD	Project Number	: 117-0507600
Lab ID	: L1406036-23	Date Collected	: 03/20/14 10:55
Client ID	: MW-546D	Date Received	: 03/21/14
Sample Location	: N. PLAINFIELD	Date Analyzed	: 03/29/14 17:37
Sample Matrix	: WATER	Dilution Factor	: 1
Analytical Method	: 1,8260C	Analyst	: MS
Lab File ID	: 0329A13	Instrument ID	: ELAINE.I
Sample Amount	: 10 ml	GC Column	: RTX-502.2
Level	: LOW	%Solids	: N/A
Extract Volume (MeOH)	: N/A	Injection Volume	: N/A

		ug/L			
CAS NO.	Parameter	Results	RL	MDL	Qualifier
75-09-2	Methylene chloride	ND	2.5	0.70	U
75-34-3	1,1-Dichloroethane	ND	2.5	0.70	U
67-66-3	Chloroform	3.6	2.5	0.70	
56-23-5	Carbon tetrachloride	ND	0.50	0.13	U
78-87-5	1,2-Dichloropropane	ND	1.0	0.13	U
124-48-1	Dibromochloromethane	ND	0.50	0.15	U
79-00-5	1,1,2-Trichloroethane	ND	1.5	0.50	U
127-18-4	Tetrachloroethene	ND	0.50	0.18	U
108-90-7	Chlorobenzene	ND	2.5	0.70	U
75-69-4	Trichlorofluoromethane	ND	2.5	0.70	U
107-06-2	1,2-Dichloroethane	ND	0.50	0.13	U
71-55-6	1,1,1-Trichloroethane	ND	2.5	0.70	U
75-27-4	Bromodichloromethane	ND	0.50	0.19	U
10061-02-6	trans-1,3-Dichloropropene	ND	0.50	0.16	U
10061-01-5	cis-1,3-Dichloropropene	ND	0.50	0.14	U
542-75-6	1,3-Dichloropropene, Total	ND	0.50	0.14	U
75-25-2	Bromoform	ND	2.0	0.65	U
79-34-5	1,1,2,2-Tetrachloroethane	ND	0.50	0.14	U
71-43-2	Benzene	ND	0.50	0.16	U
108-88-3	Toluene	ND	2.5	0.70	U
100-41-4	Ethylbenzene	ND	2.5	0.70	U
74-87-3	Chloromethane	ND	2.5	0.70	U
74-83-9	Bromomethane	ND	2.5	0.70	U
75-01-4	Vinyl chloride	ND	1.0	0.33	U
75-00-3	Chloroethane	ND	2.5	0.70	U
75-35-4	1,1-Dichloroethene	ND	0.50	0.14	U
156-60-5	trans-1,2-Dichloroethene	ND	2.5	0.70	U

Form 1
Volatile Organics

Client	: Tetra Tech GEO	Lab Number	: L1406036
Project Name	: LOCKHEED N. PLAINFIELD	Project Number	: 117-0507600
Lab ID	: L1406036-23	Date Collected	: 03/20/14 10:55
Client ID	: MW-546D	Date Received	: 03/21/14
Sample Location	: N. PLAINFIELD	Date Analyzed	: 03/29/14 17:37
Sample Matrix	: WATER	Dilution Factor	: 1
Analytical Method	: 1,8260C	Analyst	: MS
Lab File ID	: 0329A13	Instrument ID	: ELAINE.I
Sample Amount	: 10 ml	GC Column	: RTX-502.2
Level	: LOW	%Solids	: N/A
Extract Volume (MeOH)	: N/A	Injection Volume	: N/A

		ug/L			
CAS NO.	**Parameter**	**Results**	**RL**	**MDL**	**Qualifier**
79-01-6	Trichloroethene	2.9	0.50	0.17	
95-50-1	1,2-Dichlorobenzene	ND	2.5	0.70	U
541-73-1	1,3-Dichlorobenzene	ND	2.5	0.70	U
106-46-7	1,4-Dichlorobenzene	ND	2.5	0.70	U
1634-04-4	Methyl tert butyl ether	ND	2.5	0.70	U
179601-23-1	p/m-Xylene	ND	2.5	0.70	U
95-47-6	o-Xylene	ND	2.5	0.70	U
1330-20-7	Xylene (Total)	ND	2.5	0.70	U
156-59-2	cis-1,2-Dichloroethene	ND	2.5	0.70	U
100-42-5	Styrene	ND	2.5	0.70	U
75-71-8	Dichlorodifluoromethane	ND	5.0	1.0	U
67-64-1	Acetone	3.6	5.0	1.0	J
75-15-0	Carbon disulfide	ND	5.0	1.0	U
78-93-3	2-Butanone	ND	5.0	1.0	U
108-10-1	4-Methyl-2-pentanone	ND	5.0	1.0	U
591-78-6	2-Hexanone	ND	5.0	1.0	U
74-97-5	Bromochloromethane	ND	2.5	0.70	U
106-93-4	1,2-Dibromoethane	ND	2.0	0.65	U
96-12-8	1,2-Dibromo-3-chloropropane	ND	2.5	0.70	U
98-82-8	Isopropylbenzene	ND	2.5	0.70	U
87-61-6	1,2,3-Trichlorobenzene	ND	2.5	0.70	U
120-82-1	1,2,4-Trichlorobenzene	ND	2.5	0.70	U
79-20-9	Methyl Acetate	ND	2.0	0.65	U
110-82-7	Cyclohexane	ND	10	0.70	U
123-91-1	1,4-Dioxane	ND	250	41.	U
108-87-2	Methyl cyclohexane	ND	10	0.29	U
76-13-1	1,1,2-Trichloro-1,2,2-Trifluoroethane	ND	2.5	0.70	U

Tentatively Identified Compounds
Volatile Organics

Client	: Tetra Tech GEO	Lab Number	: L1406036
Project Name	: LOCKHEED N. PLAINFIELD	Project Number	: 117-0507600
Lab ID	: L1406036-23	Date Collected	: 03/20/14 10:55
Client ID	: MW-546D	Date Received	: 03/21/14
Sample Location	: N. PLAINFIELD	Date Analyzed	: 03/29/14 17:37
Sample Matrix	: WATER	Dilution Factor	: 1
Analytical Method	: 1,8260C	Analyst	: MS
Lab File ID	: 0329A13	Instrument ID	: ELAINE.I
Sample Amount	: 10 ml	GC Column	: RTX-502.2
Level	: LOW	%Solids	: N/A
Extract Volume (MeOH)	: N/A	Injection Volume	: N/A

Number TICS found: 0 **Concentration Units: ug/L**

CAS Number	Compound Name	RT	EST. CONC.	Qualifier
	NO TENTATIVELY IDENTIFIED COMPOUNDS			

Form 1
Volatile Organics

Client	: Tetra Tech GEO	Lab Number	: L1406036
Project Name	: LOCKHEED N. PLAINFIELD	Project Number	: 117-0507600
Lab ID	: L1406036-24	Date Collected	: 03/20/14 11:10
Client ID	: MW-3D	Date Received	: 03/21/14
Sample Location	: N. PLAINFIELD	Date Analyzed	: 03/29/14 18:12
Sample Matrix	: WATER	Dilution Factor	: 1
Analytical Method	: 1,8260C	Analyst	: MS
Lab File ID	: 0329A14	Instrument ID	: ELAINE.I
Sample Amount	: 10 ml	GC Column	: RTX-502.2
Level	: LOW	%Solids	: N/A
Extract Volume (MeOH)	: N/A	Injection Volume	: N/A

		ug/L			
CAS NO.	**Parameter**	**Results**	**RL**	**MDL**	**Qualifier**
75-09-2	Methylene chloride	ND	2.5	0.70	U
75-34-3	1,1-Dichloroethane	ND	2.5	0.70	U
67-66-3	Chloroform	ND	2.5	0.70	U
56-23-5	Carbon tetrachloride	ND	0.50	0.13	U
78-87-5	1,2-Dichloropropane	ND	1.0	0.13	U
124-48-1	Dibromochloromethane	ND	0.50	0.15	U
79-00-5	1,1,2-Trichloroethane	ND	1.5	0.50	U
127-18-4	Tetrachloroethene	ND	0.50	0.18	U
108-90-7	Chlorobenzene	ND	2.5	0.70	U
75-69-4	Trichlorofluoromethane	ND	2.5	0.70	U
107-06-2	1,2-Dichloroethane	ND	0.50	0.13	U
71-55-6	1,1,1-Trichloroethane	ND	2.5	0.70	U
75-27-4	Bromodichloromethane	ND	0.50	0.19	U
10061-02-6	trans-1,3-Dichloropropene	ND	0.50	0.16	U
10061-01-5	cis-1,3-Dichloropropene	ND	0.50	0.14	U
542-75-6	1,3-Dichloropropene, Total	ND	0.50	0.14	U
75-25-2	Bromoform	ND	2.0	0.65	U
79-34-5	1,1,2,2-Tetrachloroethane	ND	0.50	0.14	U
71-43-2	Benzene	ND	0.50	0.16	U
108-88-3	Toluene	ND	2.5	0.70	U
100-41-4	Ethylbenzene	ND	2.5	0.70	U
74-87-3	Chloromethane	ND	2.5	0.70	U
74-83-9	Bromomethane	ND	2.5	0.70	U
75-01-4	Vinyl chloride	ND	1.0	0.33	U
75-00-3	Chloroethane	ND	2.5	0.70	U
75-35-4	1,1-Dichloroethene	ND	0.50	0.14	U
156-60-5	trans-1,2-Dichloroethene	ND	2.5	0.70	U

Form 1
Volatile Organics

Client	: Tetra Tech GEO	Lab Number	: L1406036
Project Name	: LOCKHEED N. PLAINFIELD	Project Number	: 117-0507600
Lab ID	: L1406036-24	Date Collected	: 03/20/14 11:10
Client ID	: MW-3D	Date Received	: 03/21/14
Sample Location	: N. PLAINFIELD	Date Analyzed	: 03/29/14 18:12
Sample Matrix	: WATER	Dilution Factor	: 1
Analytical Method	: 1,8260C	Analyst	: MS
Lab File ID	: 0329A14	Instrument ID	: ELAINE.I
Sample Amount	: 10 ml	GC Column	: RTX-502.2
Level	: LOW	%Solids	: N/A
Extract Volume (MeOH)	: N/A	Injection Volume	: N/A

		ug/L			
CAS NO.	**Parameter**	**Results**	**RL**	**MDL**	**Qualifier**
79-01-6	Trichloroethene	ND	0.50	0.17	U
95-50-1	1,2-Dichlorobenzene	ND	2.5	0.70	U
541-73-1	1,3-Dichlorobenzene	ND	2.5	0.70	U
106-46-7	1,4-Dichlorobenzene	ND	2.5	0.70	U
1634-04-4	Methyl tert butyl ether	ND	2.5	0.70	U
179601-23-1	p/m-Xylene	ND	2.5	0.70	U
95-47-6	o-Xylene	ND	2.5	0.70	U
1330-20-7	Xylene (Total)	ND	2.5	0.70	U
156-59-2	cis-1,2-Dichloroethene	ND	2.5	0.70	U
100-42-5	Styrene	ND	2.5	0.70	U
75-71-8	Dichlorodifluoromethane	ND	5.0	1.0	U
67-64-1	Acetone	3.4	5.0	1.0	J
75-15-0	Carbon disulfide	ND	5.0	1.0	U
78-93-3	2-Butanone	ND	5.0	1.0	U
108-10-1	4-Methyl-2-pentanone	ND	5.0	1.0	U
591-78-6	2-Hexanone	ND	5.0	1.0	U
74-97-5	Bromochloromethane	ND	2.5	0.70	U
106-93-4	1,2-Dibromoethane	ND	2.0	0.65	U
96-12-8	1,2-Dibromo-3-chloropropane	ND	2.5	0.70	U
98-82-8	Isopropylbenzene	ND	2.5	0.70	U
87-61-6	1,2,3-Trichlorobenzene	ND	2.5	0.70	U
120-82-1	1,2,4-Trichlorobenzene	ND	2.5	0.70	U
79-20-9	Methyl Acetate	ND	2.0	0.65	U
110-82-7	Cyclohexane	ND	10	0.70	U
123-91-1	1,4-Dioxane	ND	250	41.	U
108-87-2	Methyl cyclohexane	ND	10	0.29	U
76-13-1	1,1,2-Trichloro-1,2,2-Trifluoroethane	ND	2.5	0.70	U

Tentatively Identified Compounds
Volatile Organics

Client	: Tetra Tech GEO	Lab Number	: L1406036
Project Name	: LOCKHEED N. PLAINFIELD	Project Number	: 117-0507600
Lab ID	: L1406036-24	Date Collected	: 03/20/14 11:10
Client ID	: MW-3D	Date Received	: 03/21/14
Sample Location	: N. PLAINFIELD	Date Analyzed	: 03/29/14 18:12
Sample Matrix	: WATER	Dilution Factor	: 1
Analytical Method	: 1,8260C	Analyst	: MS
Lab File ID	: 0329A14	Instrument ID	: ELAINE.I
Sample Amount	: 10 ml	GC Column	: RTX-502.2
Level	: LOW	%Solids	: N/A
Extract Volume (MeOH)	: N/A	Injection Volume	: N/A

Number TICS found: 0 **Concentration Units: ug/L**

CAS Number	Compound Name	RT	EST. CONC.	Qualifier
	NO TENTATIVELY IDENTIFIED COMPOUNDS			

Form 1
Volatile Organics

Client	: Tetra Tech GEO	Lab Number	: L1406036
Project Name	: LOCKHEED N. PLAINFIELD	Project Number	: 117-0507600
Lab ID	: L1406036-25	Date Collected	: 03/20/14 12:45
Client ID	: PZ-522S	Date Received	: 03/21/14
Sample Location	: N. PLAINFIELD	Date Analyzed	: 03/29/14 18:46
Sample Matrix	: WATER	Dilution Factor	: 1
Analytical Method	: 1,8260C	Analyst	: MS
Lab File ID	: 0329A15	Instrument ID	: ELAINE.I
Sample Amount	: 10 ml	GC Column	: RTX-502.2
Level	: LOW	%Solids	: N/A
Extract Volume (MeOH)	: N/A	Injection Volume	: N/A

		ug/L			
CAS NO.	**Parameter**	**Results**	**RL**	**MDL**	**Qualifier**
75-09-2	Methylene chloride	ND	2.5	0.70	U
75-34-3	1,1-Dichloroethane	ND	2.5	0.70	U
67-66-3	Chloroform	ND	2.5	0.70	U
56-23-5	Carbon tetrachloride	ND	0.50	0.13	U
78-87-5	1,2-Dichloropropane	ND	1.0	0.13	U
124-48-1	Dibromochloromethane	ND	0.50	0.15	U
79-00-5	1,1,2-Trichloroethane	ND	1.5	0.50	U
127-18-4	Tetrachloroethene	ND	0.50	0.18	U
108-90-7	Chlorobenzene	ND	2.5	0.70	U
75-69-4	Trichlorofluoromethane	ND	2.5	0.70	U
107-06-2	1,2-Dichloroethane	ND	0.50	0.13	U
71-55-6	1,1,1-Trichloroethane	ND	2.5	0.70	U
75-27-4	Bromodichloromethane	ND	0.50	0.19	U
10061-02-6	trans-1,3-Dichloropropene	ND	0.50	0.16	U
10061-01-5	cis-1,3-Dichloropropene	ND	0.50	0.14	U
542-75-6	1,3-Dichloropropene, Total	ND	0.50	0.14	U
75-25-2	Bromoform	ND	2.0	0.65	U
79-34-5	1,1,2,2-Tetrachloroethane	ND	0.50	0.14	U
71-43-2	Benzene	ND	0.50	0.16	U
108-88-3	Toluene	ND	2.5	0.70	U
100-41-4	Ethylbenzene	ND	2.5	0.70	U
74-87-3	Chloromethane	ND	2.5	0.70	U
74-83-9	Bromomethane	ND	2.5	0.70	U
75-01-4	Vinyl chloride	ND	1.0	0.33	U
75-00-3	Chloroethane	ND	2.5	0.70	U
75-35-4	1,1-Dichloroethene	ND	0.50	0.14	U
156-60-5	trans-1,2-Dichloroethene	ND	2.5	0.70	U

Form 1
Volatile Organics

Client	: Tetra Tech GEO	Lab Number	: L1406036
Project Name	: LOCKHEED N. PLAINFIELD	Project Number	: 117-0507600
Lab ID	: L1406036-25	Date Collected	: 03/20/14 12:45
Client ID	: PZ-522S	Date Received	: 03/21/14
Sample Location	: N. PLAINFIELD	Date Analyzed	: 03/29/14 18:46
Sample Matrix	: WATER	Dilution Factor	: 1
Analytical Method	: 1,8260C	Analyst	: MS
Lab File ID	: 0329A15	Instrument ID	: ELAINE.I
Sample Amount	: 10 ml	GC Column	: RTX-502.2
Level	: LOW	%Solids	: N/A
Extract Volume (MeOH)	: N/A	Injection Volume	: N/A

		ug/L			
CAS NO.	**Parameter**	**Results**	**RL**	**MDL**	**Qualifier**
79-01-6	Trichloroethene	ND	0.50	0.17	U
95-50-1	1,2-Dichlorobenzene	ND	2.5	0.70	U
541-73-1	1,3-Dichlorobenzene	ND	2.5	0.70	U
106-46-7	1,4-Dichlorobenzene	ND	2.5	0.70	U
1634-04-4	Methyl tert butyl ether	ND	2.5	0.70	U
179601-23-1	p/m-Xylene	ND	2.5	0.70	U
95-47-6	o-Xylene	ND	2.5	0.70	U
1330-20-7	Xylene (Total)	ND	2.5	0.70	U
156-59-2	cis-1,2-Dichloroethene	ND	2.5	0.70	U
100-42-5	Styrene	ND	2.5	0.70	U
75-71-8	Dichlorodifluoromethane	ND	5.0	1.0	U
67-64-1	Acetone	7.0	5.0	1.0	
75-15-0	Carbon disulfide	ND	5.0	1.0	U
78-93-3	2-Butanone	ND	5.0	1.0	U
108-10-1	4-Methyl-2-pentanone	ND	5.0	1.0	U
591-78-6	2-Hexanone	ND	5.0	1.0	U
74-97-5	Bromochloromethane	ND	2.5	0.70	U
106-93-4	1,2-Dibromoethane	ND	2.0	0.65	U
96-12-8	1,2-Dibromo-3-chloropropane	ND	2.5	0.70	U
98-82-8	Isopropylbenzene	ND	2.5	0.70	U
87-61-6	1,2,3-Trichlorobenzene	ND	2.5	0.70	U
120-82-1	1,2,4-Trichlorobenzene	ND	2.5	0.70	U
79-20-9	Methyl Acetate	ND	2.0	0.65	U
110-82-7	Cyclohexane	ND	10	0.70	U
123-91-1	1,4-Dioxane	ND	250	41.	U
108-87-2	Methyl cyclohexane	ND	10	0.29	U
76-13-1	1,1,2-Trichloro-1,2,2-Trifluoroethane	ND	2.5	0.70	U

Tentatively Identified Compounds
Volatile Organics

Client	: Tetra Tech GEO	Lab Number	: L1406036
Project Name	: LOCKHEED N. PLAINFIELD	Project Number	: 117-0507600
Lab ID	: L1406036-25	Date Collected	: 03/20/14 12:45
Client ID	: PZ-522S	Date Received	: 03/21/14
Sample Location	: N. PLAINFIELD	Date Analyzed	: 03/29/14 18:46
Sample Matrix	: WATER	Dilution Factor	: 1
Analytical Method	: 1,8260C	Analyst	: MS
Lab File ID	: 0329A15	Instrument ID	: ELAINE.I
Sample Amount	: 10 ml	GC Column	: RTX-502.2
Level	: LOW	%Solids	: N/A
Extract Volume (MeOH)	: N/A	Injection Volume	: N/A

Number TICS found: 0 **Concentration Units: ug/L**

CAS Number	Compound Name	RT	EST. CONC.	Qualifier
	NO TENTATIVELY IDENTIFIED COMPOUNDS			

Form 1
Volatile Organics

Client	: Tetra Tech GEO	Lab Number	: L1406036
Project Name	: LOCKHEED N. PLAINFIELD	Project Number	: 117-0507600
Lab ID	: L1406036-26	Date Collected	: 03/20/14 12:50
Client ID	: PZ-522I	Date Received	: 03/21/14
Sample Location	: N. PLAINFIELD	Date Analyzed	: 03/29/14 19:21
Sample Matrix	: WATER	Dilution Factor	: 1
Analytical Method	: 1,8260C	Analyst	: MS
Lab File ID	: 0329A16	Instrument ID	: ELAINE.I
Sample Amount	: 10 ml	GC Column	: RTX-502.2
Level	: LOW	%Solids	: N/A
Extract Volume (MeOH)	: N/A	Injection Volume	: N/A

		ug/L			
CAS NO.	Parameter	Results	RL	MDL	Qualifier
75-09-2	Methylene chloride	ND	2.5	0.70	U
75-34-3	1,1-Dichloroethane	1.6	2.5	0.70	J
67-66-3	Chloroform	2.8	2.5	0.70	
56-23-5	Carbon tetrachloride	ND	0.50	0.13	U
78-87-5	1,2-Dichloropropane	ND	1.0	0.13	U
124-48-1	Dibromochloromethane	ND	0.50	0.15	U
79-00-5	1,1,2-Trichloroethane	ND	1.5	0.50	U
127-18-4	Tetrachloroethene	0.68	0.50	0.18	
108-90-7	Chlorobenzene	ND	2.5	0.70	U
75-69-4	Trichlorofluoromethane	ND	2.5	0.70	U
107-06-2	1,2-Dichloroethane	ND	0.50	0.13	U
71-55-6	1,1,1-Trichloroethane	ND	2.5	0.70	U
75-27-4	Bromodichloromethane	ND	0.50	0.19	U
10061-02-6	trans-1,3-Dichloropropene	ND	0.50	0.16	U
10061-01-5	cis-1,3-Dichloropropene	ND	0.50	0.14	U
542-75-6	1,3-Dichloropropene, Total	ND	0.50	0.14	U
75-25-2	Bromoform	ND	2.0	0.65	U
79-34-5	1,1,2,2-Tetrachloroethane	ND	0.50	0.14	U
71-43-2	Benzene	ND	0.50	0.16	U
108-88-3	Toluene	ND	2.5	0.70	U
100-41-4	Ethylbenzene	ND	2.5	0.70	U
74-87-3	Chloromethane	ND	2.5	0.70	U
74-83-9	Bromomethane	ND	2.5	0.70	U
75-01-4	Vinyl chloride	ND	1.0	0.33	U
75-00-3	Chloroethane	ND	2.5	0.70	U
75-35-4	1,1-Dichloroethene	ND	0.50	0.14	U
156-60-5	trans-1,2-Dichloroethene	ND	2.5	0.70	U

Form 1
Volatile Organics

Client	: Tetra Tech GEO	Lab Number	: L1406036
Project Name	: LOCKHEED N. PLAINFIELD	Project Number	: 117-0507600
Lab ID	: L1406036-26	Date Collected	: 03/20/14 12:50
Client ID	: PZ-522I	Date Received	: 03/21/14
Sample Location	: N. PLAINFIELD	Date Analyzed	: 03/29/14 19:21
Sample Matrix	: WATER	Dilution Factor	: 1
Analytical Method	: 1,8260C	Analyst	: MS
Lab File ID	: 0329A16	Instrument ID	: ELAINE.I
Sample Amount	: 10 ml	GC Column	: RTX-502.2
Level	: LOW	%Solids	: N/A
Extract Volume (MeOH)	: N/A	Injection Volume	: N/A

		ug/L			
CAS NO.	Parameter	Results	RL	MDL	Qualifier
79-01-6	Trichloroethene	2.4	0.50	0.17	
95-50-1	1,2-Dichlorobenzene	ND	2.5	0.70	U
541-73-1	1,3-Dichlorobenzene	ND	2.5	0.70	U
106-46-7	1,4-Dichlorobenzene	ND	2.5	0.70	U
1634-04-4	Methyl tert butyl ether	ND	2.5	0.70	U
179601-23-1	p/m-Xylene	ND	2.5	0.70	U
95-47-6	o-Xylene	ND	2.5	0.70	U
1330-20-7	Xylene (Total)	ND	2.5	0.70	U
156-59-2	cis-1,2-Dichloroethene	7.9	2.5	0.70	
100-42-5	Styrene	ND	2.5	0.70	U
75-71-8	Dichlorodifluoromethane	ND	5.0	1.0	U
67-64-1	Acetone	4.2	5.0	1.0	J
75-15-0	Carbon disulfide	ND	5.0	1.0	U
78-93-3	2-Butanone	ND	5.0	1.0	U
108-10-1	4-Methyl-2-pentanone	ND	5.0	1.0	U
591-78-6	2-Hexanone	ND	5.0	1.0	U
74-97-5	Bromochloromethane	ND	2.5	0.70	U
106-93-4	1,2-Dibromoethane	ND	2.0	0.65	U
96-12-8	1,2-Dibromo-3-chloropropane	ND	2.5	0.70	U
98-82-8	Isopropylbenzene	ND	2.5	0.70	U
87-61-6	1,2,3-Trichlorobenzene	ND	2.5	0.70	U
120-82-1	1,2,4-Trichlorobenzene	ND	2.5	0.70	U
79-20-9	Methyl Acetate	ND	2.0	0.65	U
110-82-7	Cyclohexane	ND	10	0.70	U
123-91-1	1,4-Dioxane	ND	250	41.	U
108-87-2	Methyl cyclohexane	ND	10	0.29	U
76-13-1	1,1,2-Trichloro-1,2,2-Trifluoroethane	ND	2.5	0.70	U

Tentatively Identified Compounds
Volatile Organics

Client	: Tetra Tech GEO	Lab Number	: L1406036
Project Name	: LOCKHEED N. PLAINFIELD	Project Number	: 117-0507600
Lab ID	: L1406036-26	Date Collected	: 03/20/14 12:50
Client ID	: PZ-522I	Date Received	: 03/21/14
Sample Location	: N. PLAINFIELD	Date Analyzed	: 03/29/14 19:21
Sample Matrix	: WATER	Dilution Factor	: 1
Analytical Method	: 1,8260C	Analyst	: MS
Lab File ID	: 0329A16	Instrument ID	: ELAINE.I
Sample Amount	: 10 ml	GC Column	: RTX-502.2
Level	: LOW	%Solids	: N/A
Extract Volume (MeOH)	: N/A	Injection Volume	: N/A

Number TICS found: 0 **Concentration Units: ug/L**

CAS Number	Compound Name	RT	EST. CONC.	Qualifier
	NO TENTATIVELY IDENTIFIED COMPOUNDS			

Form 1
Volatile Organics

Client	: Tetra Tech GEO	Lab Number	: L1406036
Project Name	: LOCKHEED N. PLAINFIELD	Project Number	: 117-0507600
Lab ID	: L1406036-27	Date Collected	: 03/20/14 12:55
Client ID	: PZ-522D	Date Received	: 03/21/14
Sample Location	: N. PLAINFIELD	Date Analyzed	: 03/29/14 19:56
Sample Matrix	: WATER	Dilution Factor	: 1
Analytical Method	: 1,8260C	Analyst	: MS
Lab File ID	: 0329A17	Instrument ID	: ELAINE.I
Sample Amount	: 10 ml	GC Column	: RTX-502.2
Level	: LOW	%Solids	: N/A
Extract Volume (MeOH)	: N/A	Injection Volume	: N/A

		ug/L			
CAS NO.	**Parameter**	**Results**	**RL**	**MDL**	**Qualifier**
75-09-2	Methylene chloride	ND	2.5	0.70	U
75-34-3	1,1-Dichloroethane	ND	2.5	0.70	U
67-66-3	Chloroform	2.5	2.5	0.70	
56-23-5	Carbon tetrachloride	ND	0.50	0.13	U
78-87-5	1,2-Dichloropropane	ND	1.0	0.13	U
124-48-1	Dibromochloromethane	ND	0.50	0.15	U
79-00-5	1,1,2-Trichloroethane	ND	1.5	0.50	U
127-18-4	Tetrachloroethene	ND	0.50	0.18	U
108-90-7	Chlorobenzene	ND	2.5	0.70	U
75-69-4	Trichlorofluoromethane	ND	2.5	0.70	U
107-06-2	1,2-Dichloroethane	ND	0.50	0.13	U
71-55-6	1,1,1-Trichloroethane	ND	2.5	0.70	U
75-27-4	Bromodichloromethane	ND	0.50	0.19	U
10061-02-6	trans-1,3-Dichloropropene	ND	0.50	0.16	U
10061-01-5	cis-1,3-Dichloropropene	ND	0.50	0.14	U
542-75-6	1,3-Dichloropropene, Total	ND	0.50	0.14	U
75-25-2	Bromoform	ND	2.0	0.65	U
79-34-5	1,1,2,2-Tetrachloroethane	ND	0.50	0.14	U
71-43-2	Benzene	ND	0.50	0.16	U
108-88-3	Toluene	ND	2.5	0.70	U
100-41-4	Ethylbenzene	ND	2.5	0.70	U
74-87-3	Chloromethane	ND	2.5	0.70	U
74-83-9	Bromomethane	ND	2.5	0.70	U
75-01-4	Vinyl chloride	ND	1.0	0.33	U
75-00-3	Chloroethane	ND	2.5	0.70	U
75-35-4	1,1-Dichloroethene	ND	0.50	0.14	U
156-60-5	trans-1,2-Dichloroethene	ND	2.5	0.70	U

Form 1
Volatile Organics

Client	: Tetra Tech GEO	Lab Number	: L1406036
Project Name	: LOCKHEED N. PLAINFIELD	Project Number	: 117-0507600
Lab ID	: L1406036-27	Date Collected	: 03/20/14 12:55
Client ID	: PZ-522D	Date Received	: 03/21/14
Sample Location	: N. PLAINFIELD	Date Analyzed	: 03/29/14 19:56
Sample Matrix	: WATER	Dilution Factor	: 1
Analytical Method	: 1,8260C	Analyst	: MS
Lab File ID	: 0329A17	Instrument ID	: ELAINE.I
Sample Amount	: 10 ml	GC Column	: RTX-502.2
Level	: LOW	%Solids	: N/A
Extract Volume (MeOH)	: N/A	Injection Volume	: N/A

		ug/L			
CAS NO.	Parameter	Results	RL	MDL	Qualifier
79-01-6	Trichloroethene	2.0	0.50	0.17	
95-50-1	1,2-Dichlorobenzene	ND	2.5	0.70	U
541-73-1	1,3-Dichlorobenzene	ND	2.5	0.70	U
106-46-7	1,4-Dichlorobenzene	ND	2.5	0.70	U
1634-04-4	Methyl tert butyl ether	ND	2.5	0.70	U
179601-23-1	p/m-Xylene	ND	2.5	0.70	U
95-47-6	o-Xylene	ND	2.5	0.70	U
1330-20-7	Xylene (Total)	ND	2.5	0.70	U
156-59-2	cis-1,2-Dichloroethene	ND	2.5	0.70	U
100-42-5	Styrene	ND	2.5	0.70	U
75-71-8	Dichlorodifluoromethane	ND	5.0	1.0	U
67-64-1	Acetone	7.0	5.0	1.0	
75-15-0	Carbon disulfide	ND	5.0	1.0	U
78-93-3	2-Butanone	ND	5.0	1.0	U
108-10-1	4-Methyl-2-pentanone	ND	5.0	1.0	U
591-78-6	2-Hexanone	ND	5.0	1.0	U
74-97-5	Bromochloromethane	ND	2.5	0.70	U
106-93-4	1,2-Dibromoethane	ND	2.0	0.65	U
96-12-8	1,2-Dibromo-3-chloropropane	ND	2.5	0.70	U
98-82-8	Isopropylbenzene	ND	2.5	0.70	U
87-61-6	1,2,3-Trichlorobenzene	ND	2.5	0.70	U
120-82-1	1,2,4-Trichlorobenzene	ND	2.5	0.70	U
79-20-9	Methyl Acetate	ND	2.0	0.65	U
110-82-7	Cyclohexane	ND	10	0.70	U
123-91-1	1,4-Dioxane	ND	250	41.	U
108-87-2	Methyl cyclohexane	ND	10	0.29	U
76-13-1	1,1,2-Trichloro-1,2,2-Trifluoroethane	ND	2.5	0.70	U

Tentatively Identified Compounds
Volatile Organics

Client	: Tetra Tech GEO	Lab Number	: L1406036
Project Name	: LOCKHEED N. PLAINFIELD	Project Number	: 117-0507600
Lab ID	: L1406036-27	Date Collected	: 03/20/14 12:55
Client ID	: PZ-522D	Date Received	: 03/21/14
Sample Location	: N. PLAINFIELD	Date Analyzed	: 03/29/14 19:56
Sample Matrix	: WATER	Dilution Factor	: 1
Analytical Method	: 1,8260C	Analyst	: MS
Lab File ID	: 0329A17	Instrument ID	: ELAINE.I
Sample Amount	: 10 ml	GC Column	: RTX-502.2
Level	: LOW	%Solids	: N/A
Extract Volume (MeOH)	: N/A	Injection Volume	: N/A

Number TICS found: 0 **Concentration Units: ug/L**

CAS Number	Compound Name	RT	EST. CONC.	Qualifier
	NO TENTATIVELY IDENTIFIED COMPOUNDS			

Form 1
Volatile Organics

Client	: Tetra Tech GEO	Lab Number	: L1406036
Project Name	: LOCKHEED N. PLAINFIELD	Project Number	: 117-0507600
Lab ID	: L1406036-28	Date Collected	: 03/20/14 13:00
Client ID	: MW-547S	Date Received	: 03/21/14
Sample Location	: N. PLAINFIELD	Date Analyzed	: 03/29/14 20:31
Sample Matrix	: WATER	Dilution Factor	: 1
Analytical Method	: 1,8260C	Analyst	: MS
Lab File ID	: 0329A18	Instrument ID	: ELAINE.I
Sample Amount	: 10 ml	GC Column	: RTX-502.2
Level	: LOW	%Solids	: N/A
Extract Volume (MeOH)	: N/A	Injection Volume	: N/A

		ug/L			
CAS NO.	Parameter	Results	RL	MDL	Qualifier
75-09-2	Methylene chloride	ND	2.5	0.70	U
75-34-3	1,1-Dichloroethane	ND	2.5	0.70	U
67-66-3	Chloroform	ND	2.5	0.70	U
56-23-5	Carbon tetrachloride	ND	0.50	0.13	U
78-87-5	1,2-Dichloropropane	ND	1.0	0.13	U
124-48-1	Dibromochloromethane	ND	0.50	0.15	U
79-00-5	1,1,2-Trichloroethane	ND	1.5	0.50	U
127-18-4	Tetrachloroethene	ND	0.50	0.18	U
108-90-7	Chlorobenzene	16	2.5	0.70	
75-69-4	Trichlorofluoromethane	ND	2.5	0.70	U
107-06-2	1,2-Dichloroethane	ND	0.50	0.13	U
71-55-6	1,1,1-Trichloroethane	ND	2.5	0.70	U
75-27-4	Bromodichloromethane	ND	0.50	0.19	U
10061-02-6	trans-1,3-Dichloropropene	ND	0.50	0.16	U
10061-01-5	cis-1,3-Dichloropropene	ND	0.50	0.14	U
542-75-6	1,3-Dichloropropene, Total	ND	0.50	0.14	U
75-25-2	Bromoform	ND	2.0	0.65	U
79-34-5	1,1,2,2-Tetrachloroethane	ND	0.50	0.14	U
71-43-2	Benzene	ND	0.50	0.16	U
108-88-3	Toluene	ND	2.5	0.70	U
100-41-4	Ethylbenzene	ND	2.5	0.70	U
74-87-3	Chloromethane	ND	2.5	0.70	U
74-83-9	Bromomethane	ND	2.5	0.70	U
75-01-4	Vinyl chloride	ND	1.0	0.33	U
75-00-3	Chloroethane	ND	2.5	0.70	U
75-35-4	1,1-Dichloroethene	ND	0.50	0.14	U
156-60-5	trans-1,2-Dichloroethene	ND	2.5	0.70	U

Form 1
Volatile Organics

Client	: Tetra Tech GEO	Lab Number	: L1406036
Project Name	: LOCKHEED N. PLAINFIELD	Project Number	: 117-0507600
Lab ID	: L1406036-28	Date Collected	: 03/20/14 13:00
Client ID	: MW-547S	Date Received	: 03/21/14
Sample Location	: N. PLAINFIELD	Date Analyzed	: 03/29/14 20:31
Sample Matrix	: WATER	Dilution Factor	: 1
Analytical Method	: 1,8260C	Analyst	: MS
Lab File ID	: 0329A18	Instrument ID	: ELAINE.I
Sample Amount	: 10 ml	GC Column	: RTX-502.2
Level	: LOW	%Solids	: N/A
Extract Volume (MeOH)	: N/A	Injection Volume	: N/A

		ug/L			
CAS NO.	Parameter	Results	RL	MDL	Qualifier
79-01-6	Trichloroethene	1.2	0.50	0.17	
95-50-1	1,2-Dichlorobenzene	35	2.5	0.70	
541-73-1	1,3-Dichlorobenzene	ND	2.5	0.70	U
106-46-7	1,4-Dichlorobenzene	4.8	2.5	0.70	
1634-04-4	Methyl tert butyl ether	ND	2.5	0.70	U
179601-23-1	p/m-Xylene	ND	2.5	0.70	U
95-47-6	o-Xylene	ND	2.5	0.70	U
1330-20-7	Xylene (Total)	ND	2.5	0.70	U
156-59-2	cis-1,2-Dichloroethene	ND	2.5	0.70	U
100-42-5	Styrene	ND	2.5	0.70	U
75-71-8	Dichlorodifluoromethane	ND	5.0	1.0	U
67-64-1	Acetone	6.0	5.0	1.0	
75-15-0	Carbon disulfide	ND	5.0	1.0	U
78-93-3	2-Butanone	ND	5.0	1.0	U
108-10-1	4-Methyl-2-pentanone	ND	5.0	1.0	U
591-78-6	2-Hexanone	ND	5.0	1.0	U
74-97-5	Bromochloromethane	ND	2.5	0.70	U
106-93-4	1,2-Dibromoethane	ND	2.0	0.65	U
96-12-8	1,2-Dibromo-3-chloropropane	ND	2.5	0.70	U
98-82-8	Isopropylbenzene	ND	2.5	0.70	U
87-61-6	1,2,3-Trichlorobenzene	ND	2.5	0.70	U
120-82-1	1,2,4-Trichlorobenzene	ND	2.5	0.70	U
79-20-9	Methyl Acetate	ND	2.0	0.65	U
110-82-7	Cyclohexane	ND	10	0.70	U
123-91-1	1,4-Dioxane	ND	250	41.	U
108-87-2	Methyl cyclohexane	ND	10	0.29	U
76-13-1	1,1,2-Trichloro-1,2,2-Trifluoroethane	ND	2.5	0.70	U

Tentatively Identified Compounds
Volatile Organics

Client	: Tetra Tech GEO	Lab Number	: L1406036
Project Name	: LOCKHEED N. PLAINFIELD	Project Number	: 117-0507600
Lab ID	: L1406036-28	Date Collected	: 03/20/14 13:00
Client ID	: MW-547S	Date Received	: 03/21/14
Sample Location	: N. PLAINFIELD	Date Analyzed	: 03/29/14 20:31
Sample Matrix	: WATER	Dilution Factor	: 1
Analytical Method	: 1,8260C	Analyst	: MS
Lab File ID	: 0329A18	Instrument ID	: ELAINE.I
Sample Amount	: 10 ml	GC Column	: RTX-502.2
Level	: LOW	%Solids	: N/A
Extract Volume (MeOH)	: N/A	Injection Volume	: N/A

Number TICS found: 0 **Concentration Units: ug/L**

CAS Number	Compound Name	RT	EST. CONC.	Qualifier
	NO TENTATIVELY IDENTIFIED COMPOUNDS			

Form 1
Volatile Organics

Client	: Tetra Tech GEO	Lab Number	: L1406036
Project Name	: LOCKHEED N. PLAINFIELD	Project Number	: 117-0507600
Lab ID	: L1406036-29	Date Collected	: 03/20/14 13:05
Client ID	: MW-547I	Date Received	: 03/21/14
Sample Location	: N. PLAINFIELD	Date Analyzed	: 03/29/14 21:06
Sample Matrix	: WATER	Dilution Factor	: 1
Analytical Method	: 1,8260C	Analyst	: MS
Lab File ID	: 0329A19	Instrument ID	: ELAINE.I
Sample Amount	: 10 ml	GC Column	: RTX-502.2
Level	: LOW	%Solids	: N/A
Extract Volume (MeOH)	: N/A	Injection Volume	: N/A

		ug/L			
CAS NO.	**Parameter**	**Results**	**RL**	**MDL**	**Qualifier**
75-09-2	Methylene chloride	ND	2.5	0.70	U
75-34-3	1,1-Dichloroethane	ND	2.5	0.70	U
67-66-3	Chloroform	ND	2.5	0.70	U
56-23-5	Carbon tetrachloride	ND	0.50	0.13	U
78-87-5	1,2-Dichloropropane	ND	1.0	0.13	U
124-48-1	Dibromochloromethane	ND	0.50	0.15	U
79-00-5	1,1,2-Trichloroethane	ND	1.5	0.50	U
127-18-4	Tetrachloroethene	ND	0.50	0.18	U
108-90-7	Chlorobenzene	ND	2.5	0.70	U
75-69-4	Trichlorofluoromethane	ND	2.5	0.70	U
107-06-2	1,2-Dichloroethane	ND	0.50	0.13	U
71-55-6	1,1,1-Trichloroethane	ND	2.5	0.70	U
75-27-4	Bromodichloromethane	ND	0.50	0.19	U
10061-02-6	trans-1,3-Dichloropropene	ND	0.50	0.16	U
10061-01-5	cis-1,3-Dichloropropene	ND	0.50	0.14	U
542-75-6	1,3-Dichloropropene, Total	ND	0.50	0.14	U
75-25-2	Bromoform	ND	2.0	0.65	U
79-34-5	1,1,2,2-Tetrachloroethane	ND	0.50	0.14	U
71-43-2	Benzene	ND	0.50	0.16	U
108-88-3	Toluene	ND	2.5	0.70	U
100-41-4	Ethylbenzene	ND	2.5	0.70	U
74-87-3	Chloromethane	ND	2.5	0.70	U
74-83-9	Bromomethane	ND	2.5	0.70	U
75-01-4	Vinyl chloride	ND	1.0	0.33	U
75-00-3	Chloroethane	ND	2.5	0.70	U
75-35-4	1,1-Dichloroethene	ND	0.50	0.14	U
156-60-5	trans-1,2-Dichloroethene	ND	2.5	0.70	U

Form 1
Volatile Organics

Client	: Tetra Tech GEO	Lab Number	: L1406036
Project Name	: LOCKHEED N. PLAINFIELD	Project Number	: 117-0507600
Lab ID	: L1406036-29	Date Collected	: 03/20/14 13:05
Client ID	: MW-547I	Date Received	: 03/21/14
Sample Location	: N. PLAINFIELD	Date Analyzed	: 03/29/14 21:06
Sample Matrix	: WATER	Dilution Factor	: 1
Analytical Method	: 1,8260C	Analyst	: MS
Lab File ID	: 0329A19	Instrument ID	: ELAINE.I
Sample Amount	: 10 ml	GC Column	: RTX-502.2
Level	: LOW	%Solids	: N/A
Extract Volume (MeOH)	: N/A	Injection Volume	: N/A

		ug/L			
CAS NO.	**Parameter**	**Results**	**RL**	**MDL**	**Qualifier**
79-01-6	Trichloroethene	0.91	0.50	0.17	
95-50-1	1,2-Dichlorobenzene	ND	2.5	0.70	U
541-73-1	1,3-Dichlorobenzene	ND	2.5	0.70	U
106-46-7	1,4-Dichlorobenzene	ND	2.5	0.70	U
1634-04-4	Methyl tert butyl ether	ND	2.5	0.70	U
179601-23-1	p/m-Xylene	ND	2.5	0.70	U
95-47-6	o-Xylene	ND	2.5	0.70	U
1330-20-7	Xylene (Total)	ND	2.5	0.70	U
156-59-2	cis-1,2-Dichloroethene	ND	2.5	0.70	U
100-42-5	Styrene	ND	2.5	0.70	U
75-71-8	Dichlorodifluoromethane	ND	5.0	1.0	U
67-64-1	Acetone	6.8	5.0	1.0	
75-15-0	Carbon disulfide	ND	5.0	1.0	U
78-93-3	2-Butanone	ND	5.0	1.0	U
108-10-1	4-Methyl-2-pentanone	ND	5.0	1.0	U
591-78-6	2-Hexanone	ND	5.0	1.0	U
74-97-5	Bromochloromethane	ND	2.5	0.70	U
106-93-4	1,2-Dibromoethane	ND	2.0	0.65	U
96-12-8	1,2-Dibromo-3-chloropropane	ND	2.5	0.70	U
98-82-8	Isopropylbenzene	ND	2.5	0.70	U
87-61-6	1,2,3-Trichlorobenzene	ND	2.5	0.70	U
120-82-1	1,2,4-Trichlorobenzene	ND	2.5	0.70	U
79-20-9	Methyl Acetate	ND	2.0	0.65	U
110-82-7	Cyclohexane	ND	10	0.70	U
123-91-1	1,4-Dioxane	ND	250	41.	U
108-87-2	Methyl cyclohexane	ND	10	0.29	U
76-13-1	1,1,2-Trichloro-1,2,2-Trifluoroethane	ND	2.5	0.70	U

Tentatively Identified Compounds
Volatile Organics

Client	: Tetra Tech GEO	Lab Number	: L1406036
Project Name	: LOCKHEED N. PLAINFIELD	Project Number	: 117-0507600
Lab ID	: L1406036-29	Date Collected	: 03/20/14 13:05
Client ID	: MW-547I	Date Received	: 03/21/14
Sample Location	: N. PLAINFIELD	Date Analyzed	: 03/29/14 21:06
Sample Matrix	: WATER	Dilution Factor	: 1
Analytical Method	: 1,8260C	Analyst	: MS
Lab File ID	: 0329A19	Instrument ID	: ELAINE.I
Sample Amount	: 10 ml	GC Column	: RTX-502.2
Level	: LOW	%Solids	: N/A
Extract Volume (MeOH)	: N/A	Injection Volume	: N/A

Number TICS found: 0 **Concentration Units: ug/L**

CAS Number	Compound Name	RT	EST. CONC.	Qualifier
	NO TENTATIVELY IDENTIFIED COMPOUNDS			

Form 1
Volatile Organics

Client	: Tetra Tech GEO	Lab Number	: L1406036
Project Name	: LOCKHEED N. PLAINFIELD	Project Number	: 117-0507600
Lab ID	: L1406036-30	Date Collected	: 03/20/14 13:10
Client ID	: MW-547D	Date Received	: 03/21/14
Sample Location	: N. PLAINFIELD	Date Analyzed	: 03/29/14 21:41
Sample Matrix	: WATER	Dilution Factor	: 1
Analytical Method	: 1,8260C	Analyst	: MS
Lab File ID	: 0329A20	Instrument ID	: ELAINE.I
Sample Amount	: 10 ml	GC Column	: RTX-502.2
Level	: LOW	%Solids	: N/A
Extract Volume (MeOH)	: N/A	Injection Volume	: N/A

		ug/L			
CAS NO.	Parameter	Results	RL	MDL	Qualifier
75-09-2	Methylene chloride	ND	2.5	0.70	U
75-34-3	1,1-Dichloroethane	ND	2.5	0.70	U
67-66-3	Chloroform	ND	2.5	0.70	U
56-23-5	Carbon tetrachloride	ND	0.50	0.13	U
78-87-5	1,2-Dichloropropane	ND	1.0	0.13	U
124-48-1	Dibromochloromethane	ND	0.50	0.15	U
79-00-5	1,1,2-Trichloroethane	ND	1.5	0.50	U
127-18-4	Tetrachloroethene	ND	0.50	0.18	U
108-90-7	Chlorobenzene	ND	2.5	0.70	U
75-69-4	Trichlorofluoromethane	ND	2.5	0.70	U
107-06-2	1,2-Dichloroethane	ND	0.50	0.13	U
71-55-6	1,1,1-Trichloroethane	ND	2.5	0.70	U
75-27-4	Bromodichloromethane	ND	0.50	0.19	U
10061-02-6	trans-1,3-Dichloropropene	ND	0.50	0.16	U
10061-01-5	cis-1,3-Dichloropropene	ND	0.50	0.14	U
542-75-6	1,3-Dichloropropene, Total	ND	0.50	0.14	U
75-25-2	Bromoform	ND	2.0	0.65	U
79-34-5	1,1,2,2-Tetrachloroethane	ND	0.50	0.14	U
71-43-2	Benzene	ND	0.50	0.16	U
108-88-3	Toluene	ND	2.5	0.70	U
100-41-4	Ethylbenzene	ND	2.5	0.70	U
74-87-3	Chloromethane	ND	2.5	0.70	U
74-83-9	Bromomethane	ND	2.5	0.70	U
75-01-4	Vinyl chloride	ND	1.0	0.33	U
75-00-3	Chloroethane	ND	2.5	0.70	U
75-35-4	1,1-Dichloroethene	ND	0.50	0.14	U
156-60-5	trans-1,2-Dichloroethene	ND	2.5	0.70	U

Form 1
Volatile Organics

Client	: Tetra Tech GEO	Lab Number	: L1406036
Project Name	: LOCKHEED N. PLAINFIELD	Project Number	: 117-0507600
Lab ID	: L1406036-30	Date Collected	: 03/20/14 13:10
Client ID	: MW-547D	Date Received	: 03/21/14
Sample Location	: N. PLAINFIELD	Date Analyzed	: 03/29/14 21:41
Sample Matrix	: WATER	Dilution Factor	: 1
Analytical Method	: 1,8260C	Analyst	: MS
Lab File ID	: 0329A20	Instrument ID	: ELAINE.I
Sample Amount	: 10 ml	GC Column	: RTX-502.2
Level	: LOW	%Solids	: N/A
Extract Volume (MeOH)	: N/A	Injection Volume	: N/A

		ug/L			
CAS NO.	Parameter	Results	RL	MDL	Qualifier
79-01-6	Trichloroethene	ND	0.50	0.17	U
95-50-1	1,2-Dichlorobenzene	ND	2.5	0.70	U
541-73-1	1,3-Dichlorobenzene	ND	2.5	0.70	U
106-46-7	1,4-Dichlorobenzene	ND	2.5	0.70	U
1634-04-4	Methyl tert butyl ether	ND	2.5	0.70	U
179601-23-1	p/m-Xylene	ND	2.5	0.70	U
95-47-6	o-Xylene	ND	2.5	0.70	U
1330-20-7	Xylene (Total)	ND	2.5	0.70	U
156-59-2	cis-1,2-Dichloroethene	ND	2.5	0.70	U
100-42-5	Styrene	ND	2.5	0.70	U
75-71-8	Dichlorodifluoromethane	ND	5.0	1.0	U
67-64-1	Acetone	4.5	5.0	1.0	J
75-15-0	Carbon disulfide	ND	5.0	1.0	U
78-93-3	2-Butanone	ND	5.0	1.0	U
108-10-1	4-Methyl-2-pentanone	ND	5.0	1.0	U
591-78-6	2-Hexanone	ND	5.0	1.0	U
74-97-5	Bromochloromethane	ND	2.5	0.70	U
106-93-4	1,2-Dibromoethane	ND	2.0	0.65	U
96-12-8	1,2-Dibromo-3-chloropropane	ND	2.5	0.70	U
98-82-8	Isopropylbenzene	ND	2.5	0.70	U
87-61-6	1,2,3-Trichlorobenzene	ND	2.5	0.70	U
120-82-1	1,2,4-Trichlorobenzene	ND	2.5	0.70	U
79-20-9	Methyl Acetate	ND	2.0	0.65	U
110-82-7	Cyclohexane	ND	10	0.70	U
123-91-1	1,4-Dioxane	ND	250	41.	U
108-87-2	Methyl cyclohexane	ND	10	0.29	U
76-13-1	1,1,2-Trichloro-1,2,2-Trifluoroethane	ND	2.5	0.70	U

Tentatively Identified Compounds
Volatile Organics

Client	: Tetra Tech GEO	Lab Number	: L1406036
Project Name	: LOCKHEED N. PLAINFIELD	Project Number	: 117-0507600
Lab ID	: L1406036-30	Date Collected	: 03/20/14 13:10
Client ID	: MW-547D	Date Received	: 03/21/14
Sample Location	: N. PLAINFIELD	Date Analyzed	: 03/29/14 21:41
Sample Matrix	: WATER	Dilution Factor	: 1
Analytical Method	: 1,8260C	Analyst	: MS
Lab File ID	: 0329A20	Instrument ID	: ELAINE.I
Sample Amount	: 10 ml	GC Column	: RTX-502.2
Level	: LOW	%Solids	: N/A
Extract Volume (MeOH)	: N/A	Injection Volume	: N/A

Number TICS found: 0 **Concentration Units: ug/L**

CAS Number	Compound Name	RT	EST. CONC.	Qualifier
	NO TENTATIVELY IDENTIFIED COMPOUNDS			

Form 1
Volatile Organics

Client	: Tetra Tech GEO	Lab Number	: L1406036
Project Name	: LOCKHEED N. PLAINFIELD	Project Number	: 117-0507600
Lab ID	: L1406036-31	Date Collected	: 03/20/14 13:25
Client ID	: PZ-521S	Date Received	: 03/21/14
Sample Location	: N. PLAINFIELD	Date Analyzed	: 03/29/14 13:29
Sample Matrix	: WATER	Dilution Factor	: 1
Analytical Method	: 1,8260C	Analyst	: PD
Lab File ID	: 0329A06	Instrument ID	: VOA101.I
Sample Amount	: 10 ml	GC Column	: RTX-502.2
Level	: LOW	%Solids	: N/A
Extract Volume (MeOH)	: N/A	Injection Volume	: N/A

		ug/L			
CAS NO.	Parameter	Results	RL	MDL	Qualifier
75-09-2	Methylene chloride	ND	2.5	0.70	U
75-34-3	1,1-Dichloroethane	ND	2.5	0.70	U
67-66-3	Chloroform	ND	2.5	0.70	U
56-23-5	Carbon tetrachloride	ND	0.50	0.13	U
78-87-5	1,2-Dichloropropane	ND	1.0	0.13	U
124-48-1	Dibromochloromethane	ND	0.50	0.15	U
79-00-5	1,1,2-Trichloroethane	ND	1.5	0.50	U
127-18-4	Tetrachloroethene	0.24	0.50	0.18	J
108-90-7	Chlorobenzene	ND	2.5	0.70	U
75-69-4	Trichlorofluoromethane	ND	2.5	0.70	U
107-06-2	1,2-Dichloroethane	ND	0.50	0.13	U
71-55-6	1,1,1-Trichloroethane	ND	2.5	0.70	U
75-27-4	Bromodichloromethane	ND	0.50	0.19	U
10061-02-6	trans-1,3-Dichloropropene	ND	0.50	0.16	U
10061-01-5	cis-1,3-Dichloropropene	ND	0.50	0.14	U
542-75-6	1,3-Dichloropropene, Total	ND	0.50	0.14	U
75-25-2	Bromoform	ND	2.0	0.65	U
79-34-5	1,1,2,2-Tetrachloroethane	ND	0.50	0.14	U
71-43-2	Benzene	ND	0.50	0.16	U
108-88-3	Toluene	ND	2.5	0.70	U
100-41-4	Ethylbenzene	ND	2.5	0.70	U
74-87-3	Chloromethane	ND	2.5	0.70	U
74-83-9	Bromomethane	ND	2.5	0.70	U
75-01-4	Vinyl chloride	ND	1.0	0.33	U
75-00-3	Chloroethane	ND	2.5	0.70	U
75-35-4	1,1-Dichloroethene	ND	0.50	0.14	U
156-60-5	trans-1,2-Dichloroethene	ND	2.5	0.70	U

Form 1
Volatile Organics

Client	: Tetra Tech GEO	Lab Number	: L1406036
Project Name	: LOCKHEED N. PLAINFIELD	Project Number	: 117-0507600
Lab ID	: L1406036-31	Date Collected	: 03/20/14 13:25
Client ID	: PZ-521S	Date Received	: 03/21/14
Sample Location	: N. PLAINFIELD	Date Analyzed	: 03/29/14 13:29
Sample Matrix	: WATER	Dilution Factor	: 1
Analytical Method	: 1,8260C	Analyst	: PD
Lab File ID	: 0329A06	Instrument ID	: VOA101.I
Sample Amount	: 10 ml	GC Column	: RTX-502.2
Level	: LOW	%Solids	: N/A
Extract Volume (MeOH)	: N/A	Injection Volume	: N/A

		ug/L			
CAS NO.	Parameter	Results	RL	MDL	Qualifier
79-01-6	Trichloroethene	0.48	0.50	0.17	J
95-50-1	1,2-Dichlorobenzene	ND	2.5	0.70	U
541-73-1	1,3-Dichlorobenzene	ND	2.5	0.70	U
106-46-7	1,4-Dichlorobenzene	ND	2.5	0.70	U
1634-04-4	Methyl tert butyl ether	ND	2.5	0.70	U
179601-23-1	p/m-Xylene	ND	2.5	0.70	U
95-47-6	o-Xylene	ND	2.5	0.70	U
1330-20-7	Xylene (Total)	ND	2.5	0.70	U
156-59-2	cis-1,2-Dichloroethene	1.4	2.5	0.70	J
100-42-5	Styrene	ND	2.5	0.70	U
75-71-8	Dichlorodifluoromethane	ND	5.0	1.0	U
67-64-1	Acetone	4.6	5.0	1.0	J
75-15-0	Carbon disulfide	ND	5.0	1.0	U
78-93-3	2-Butanone	ND	5.0	1.0	U
108-10-1	4-Methyl-2-pentanone	ND	5.0	1.0	U
591-78-6	2-Hexanone	ND	5.0	1.0	U
74-97-5	Bromochloromethane	ND	2.5	0.70	U
106-93-4	1,2-Dibromoethane	ND	2.0	0.65	U
96-12-8	1,2-Dibromo-3-chloropropane	ND	2.5	0.70	U
98-82-8	Isopropylbenzene	ND	2.5	0.70	U
87-61-6	1,2,3-Trichlorobenzene	ND	2.5	0.70	U
120-82-1	1,2,4-Trichlorobenzene	ND	2.5	0.70	U
79-20-9	Methyl Acetate	ND	2.0	0.65	U
110-82-7	Cyclohexane	ND	10	0.70	U
123-91-1	1,4-Dioxane	ND	250	41.	U
108-87-2	Methyl cyclohexane	ND	10	0.29	U
76-13-1	1,1,2-Trichloro-1,2,2-Trifluoroethane	ND	2.5	0.70	U

Tentatively Identified Compounds
Volatile Organics

Client	: Tetra Tech GEO	Lab Number	: L1406036
Project Name	: LOCKHEED N. PLAINFIELD	Project Number	: 117-0507600
Lab ID	: L1406036-31	Date Collected	: 03/20/14 13:25
Client ID	: PZ-521S	Date Received	: 03/21/14
Sample Location	: N. PLAINFIELD	Date Analyzed	: 03/29/14 13:29
Sample Matrix	: WATER	Dilution Factor	: 1
Analytical Method	: 1,8260C	Analyst	: PD
Lab File ID	: 0329A06	Instrument ID	: VOA101.I
Sample Amount	: 10 ml	GC Column	: RTX-502.2
Level	: LOW	%Solids	: N/A
Extract Volume (MeOH)	: N/A	Injection Volume	: N/A

Number TICS found: 0 **Concentration Units: ug/L**

CAS Number	Compound Name	RT	EST. CONC.	Qualifier
	NO TENTATIVELY IDENTIFIED COMPOUNDS			

Form 1
Volatile Organics

Client	: Tetra Tech GEO	Lab Number	: L1406036
Project Name	: LOCKHEED N. PLAINFIELD	Project Number	: 117-0507600
Lab ID	: L1406036-32	Date Collected	: 03/20/14 13:30
Client ID	: PZ-521I	Date Received	: 03/21/14
Sample Location	: N. PLAINFIELD	Date Analyzed	: 03/29/14 13:57
Sample Matrix	: WATER	Dilution Factor	: 1
Analytical Method	: 1,8260C	Analyst	: PD
Lab File ID	: 0329A07	Instrument ID	: VOA101.I
Sample Amount	: 10 ml	GC Column	: RTX-502.2
Level	: LOW	%Solids	: N/A
Extract Volume (MeOH)	: N/A	Injection Volume	: N/A

		ug/L			
CAS NO.	Parameter	Results	RL	MDL	Qualifier
75-09-2	Methylene chloride	ND	2.5	0.70	U
75-34-3	1,1-Dichloroethane	ND	2.5	0.70	U
67-66-3	Chloroform	ND	2.5	0.70	U
56-23-5	Carbon tetrachloride	ND	0.50	0.13	U
78-87-5	1,2-Dichloropropane	ND	1.0	0.13	U
124-48-1	Dibromochloromethane	ND	0.50	0.15	U
79-00-5	1,1,2-Trichloroethane	ND	1.5	0.50	U
127-18-4	Tetrachloroethene	ND	0.50	0.18	U
108-90-7	Chlorobenzene	ND	2.5	0.70	U
75-69-4	Trichlorofluoromethane	ND	2.5	0.70	U
107-06-2	1,2-Dichloroethane	ND	0.50	0.13	U
71-55-6	1,1,1-Trichloroethane	ND	2.5	0.70	U
75-27-4	Bromodichloromethane	ND	0.50	0.19	U
10061-02-6	trans-1,3-Dichloropropene	ND	0.50	0.16	U
10061-01-5	cis-1,3-Dichloropropene	ND	0.50	0.14	U
542-75-6	1,3-Dichloropropene, Total	ND	0.50	0.14	U
75-25-2	Bromoform	ND	2.0	0.65	U
79-34-5	1,1,2,2-Tetrachloroethane	ND	0.50	0.14	U
71-43-2	Benzene	ND	0.50	0.16	U
108-88-3	Toluene	ND	2.5	0.70	U
100-41-4	Ethylbenzene	ND	2.5	0.70	U
74-87-3	Chloromethane	ND	2.5	0.70	U
74-83-9	Bromomethane	ND	2.5	0.70	U
75-01-4	Vinyl chloride	ND	1.0	0.33	U
75-00-3	Chloroethane	ND	2.5	0.70	U
75-35-4	1,1-Dichloroethene	ND	0.50	0.14	U
156-60-5	trans-1,2-Dichloroethene	ND	2.5	0.70	U

Form 1
Volatile Organics

Client	: Tetra Tech GEO	Lab Number	: L1406036
Project Name	: LOCKHEED N. PLAINFIELD	Project Number	: 117-0507600
Lab ID	: L1406036-32	Date Collected	: 03/20/14 13:30
Client ID	: PZ-521I	Date Received	: 03/21/14
Sample Location	: N. PLAINFIELD	Date Analyzed	: 03/29/14 13:57
Sample Matrix	: WATER	Dilution Factor	: 1
Analytical Method	: 1,8260C	Analyst	: PD
Lab File ID	: 0329A07	Instrument ID	: VOA101.I
Sample Amount	: 10 ml	GC Column	: RTX-502.2
Level	: LOW	%Solids	: N/A
Extract Volume (MeOH)	: N/A	Injection Volume	: N/A

		ug/L			
CAS NO.	Parameter	Results	RL	MDL	Qualifier
79-01-6	Trichloroethene	1.1	0.50	0.17	
95-50-1	1,2-Dichlorobenzene	ND	2.5	0.70	U
541-73-1	1,3-Dichlorobenzene	ND	2.5	0.70	U
106-46-7	1,4-Dichlorobenzene	ND	2.5	0.70	U
1634-04-4	Methyl tert butyl ether	ND	2.5	0.70	U
179601-23-1	p/m-Xylene	ND	2.5	0.70	U
95-47-6	o-Xylene	ND	2.5	0.70	U
1330-20-7	Xylene (Total)	ND	2.5	0.70	U
156-59-2	cis-1,2-Dichloroethene	ND	2.5	0.70	U
100-42-5	Styrene	ND	2.5	0.70	U
75-71-8	Dichlorodifluoromethane	ND	5.0	1.0	U
67-64-1	Acetone	5.8	5.0	1.0	
75-15-0	Carbon disulfide	ND	5.0	1.0	U
78-93-3	2-Butanone	ND	5.0	1.0	U
108-10-1	4-Methyl-2-pentanone	ND	5.0	1.0	U
591-78-6	2-Hexanone	ND	5.0	1.0	U
74-97-5	Bromochloromethane	ND	2.5	0.70	U
106-93-4	1,2-Dibromoethane	ND	2.0	0.65	U
96-12-8	1,2-Dibromo-3-chloropropane	ND	2.5	0.70	U
98-82-8	Isopropylbenzene	ND	2.5	0.70	U
87-61-6	1,2,3-Trichlorobenzene	ND	2.5	0.70	U
120-82-1	1,2,4-Trichlorobenzene	ND	2.5	0.70	U
79-20-9	Methyl Acetate	ND	2.0	0.65	U
110-82-7	Cyclohexane	ND	10	0.70	U
123-91-1	1,4-Dioxane	ND	250	41.	U
108-87-2	Methyl cyclohexane	ND	10	0.29	U
76-13-1	1,1,2-Trichloro-1,2,2-Trifluoroethane	ND	2.5	0.70	U

Tentatively Identified Compounds
Volatile Organics

Client	: Tetra Tech GEO	Lab Number	: L1406036
Project Name	: LOCKHEED N. PLAINFIELD	Project Number	: 117-0507600
Lab ID	: L1406036-32	Date Collected	: 03/20/14 13:30
Client ID	: PZ-521I	Date Received	: 03/21/14
Sample Location	: N. PLAINFIELD	Date Analyzed	: 03/29/14 13:57
Sample Matrix	: WATER	Dilution Factor	: 1
Analytical Method	: 1,8260C	Analyst	: PD
Lab File ID	: 0329A07	Instrument ID	: VOA101.I
Sample Amount	: 10 ml	GC Column	: RTX-502.2
Level	: LOW	%Solids	: N/A
Extract Volume (MeOH)	: N/A	Injection Volume	: N/A

Number TICS found: 0 **Concentration Units: ug/L**

CAS Number	Compound Name	RT	EST. CONC.	Qualifier
	NO TENTATIVELY IDENTIFIED COMPOUNDS			

Form 1
Volatile Organics

Client	: Tetra Tech GEO	Lab Number	: L1406036
Project Name	: LOCKHEED N. PLAINFIELD	Project Number	: 117-0507600
Lab ID	: L1406036-33	Date Collected	: 03/20/14 13:35
Client ID	: MW-505S	Date Received	: 03/21/14
Sample Location	: N. PLAINFIELD	Date Analyzed	: 03/29/14 14:26
Sample Matrix	: WATER	Dilution Factor	: 1
Analytical Method	: 1,8260C	Analyst	: PD
Lab File ID	: 0329A08	Instrument ID	: VOA101.I
Sample Amount	: 10 ml	GC Column	: RTX-502.2
Level	: LOW	%Solids	: N/A
Extract Volume (MeOH)	: N/A	Injection Volume	: N/A

		ug/L			
CAS NO.	Parameter	Results	RL	MDL	Qualifier
75-09-2	Methylene chloride	ND	2.5	0.70	U
75-34-3	1,1-Dichloroethane	ND	2.5	0.70	U
67-66-3	Chloroform	ND	2.5	0.70	U
56-23-5	Carbon tetrachloride	ND	0.50	0.13	U
78-87-5	1,2-Dichloropropane	ND	1.0	0.13	U
124-48-1	Dibromochloromethane	ND	0.50	0.15	U
79-00-5	1,1,2-Trichloroethane	ND	1.5	0.50	U
127-18-4	Tetrachloroethene	ND	0.50	0.18	U
108-90-7	Chlorobenzene	ND	2.5	0.70	U
75-69-4	Trichlorofluoromethane	ND	2.5	0.70	U
107-06-2	1,2-Dichloroethane	ND	0.50	0.13	U
71-55-6	1,1,1-Trichloroethane	ND	2.5	0.70	U
75-27-4	Bromodichloromethane	ND	0.50	0.19	U
10061-02-6	trans-1,3-Dichloropropene	ND	0.50	0.16	U
10061-01-5	cis-1,3-Dichloropropene	ND	0.50	0.14	U
542-75-6	1,3-Dichloropropene, Total	ND	0.50	0.14	U
75-25-2	Bromoform	ND	2.0	0.65	U
79-34-5	1,1,2,2-Tetrachloroethane	ND	0.50	0.14	U
71-43-2	Benzene	ND	0.50	0.16	U
108-88-3	Toluene	ND	2.5	0.70	U
100-41-4	Ethylbenzene	ND	2.5	0.70	U
74-87-3	Chloromethane	ND	2.5	0.70	U
74-83-9	Bromomethane	ND	2.5	0.70	U
75-01-4	Vinyl chloride	ND	1.0	0.33	U
75-00-3	Chloroethane	ND	2.5	0.70	U
75-35-4	1,1-Dichloroethene	ND	0.50	0.14	U
156-60-5	trans-1,2-Dichloroethene	ND	2.5	0.70	U

Form 1
Volatile Organics

Client	: Tetra Tech GEO	Lab Number	: L1406036
Project Name	: LOCKHEED N. PLAINFIELD	Project Number	: 117-0507600
Lab ID	: L1406036-33	Date Collected	: 03/20/14 13:35
Client ID	: MW-505S	Date Received	: 03/21/14
Sample Location	: N. PLAINFIELD	Date Analyzed	: 03/29/14 14:26
Sample Matrix	: WATER	Dilution Factor	: 1
Analytical Method	: 1,8260C	Analyst	: PD
Lab File ID	: 0329A08	Instrument ID	: VOA101.I
Sample Amount	: 10 ml	GC Column	: RTX-502.2
Level	: LOW	%Solids	: N/A
Extract Volume (MeOH)	: N/A	Injection Volume	: N/A

		ug/L			
CAS NO.	**Parameter**	**Results**	**RL**	**MDL**	**Qualifier**
79-01-6	Trichloroethene	ND	0.50	0.17	U
95-50-1	1,2-Dichlorobenzene	ND	2.5	0.70	U
541-73-1	1,3-Dichlorobenzene	ND	2.5	0.70	U
106-46-7	1,4-Dichlorobenzene	ND	2.5	0.70	U
1634-04-4	Methyl tert butyl ether	ND	2.5	0.70	U
179601-23-1	p/m-Xylene	ND	2.5	0.70	U
95-47-6	o-Xylene	ND	2.5	0.70	U
1330-20-7	Xylene (Total)	ND	2.5	0.70	U
156-59-2	cis-1,2-Dichloroethene	ND	2.5	0.70	U
100-42-5	Styrene	ND	2.5	0.70	U
75-71-8	Dichlorodifluoromethane	ND	5.0	1.0	U
67-64-1	Acetone	5.7	5.0	1.0	
75-15-0	Carbon disulfide	ND	5.0	1.0	U
78-93-3	2-Butanone	ND	5.0	1.0	U
108-10-1	4-Methyl-2-pentanone	ND	5.0	1.0	U
591-78-6	2-Hexanone	ND	5.0	1.0	U
74-97-5	Bromochloromethane	ND	2.5	0.70	U
106-93-4	1,2-Dibromoethane	ND	2.0	0.65	U
96-12-8	1,2-Dibromo-3-chloropropane	ND	2.5	0.70	U
98-82-8	Isopropylbenzene	ND	2.5	0.70	U
87-61-6	1,2,3-Trichlorobenzene	ND	2.5	0.70	U
120-82-1	1,2,4-Trichlorobenzene	ND	2.5	0.70	U
79-20-9	Methyl Acetate	ND	2.0	0.65	U
110-82-7	Cyclohexane	ND	10	0.70	U
123-91-1	1,4-Dioxane	ND	250	41.	U
108-87-2	Methyl cyclohexane	ND	10	0.29	U
76-13-1	1,1,2-Trichloro-1,2,2-Trifluoroethane	ND	2.5	0.70	U

Tentatively Identified Compounds
Volatile Organics

Client	: Tetra Tech GEO	Lab Number	: L1406036
Project Name	: LOCKHEED N. PLAINFIELD	Project Number	: 117-0507600
Lab ID	: L1406036-33	Date Collected	: 03/20/14 13:35
Client ID	: MW-505S	Date Received	: 03/21/14
Sample Location	: N. PLAINFIELD	Date Analyzed	: 03/29/14 14:26
Sample Matrix	: WATER	Dilution Factor	: 1
Analytical Method	: 1,8260C	Analyst	: PD
Lab File ID	: 0329A08	Instrument ID	: VOA101.I
Sample Amount	: 10 ml	GC Column	: RTX-502.2
Level	: LOW	%Solids	: N/A
Extract Volume (MeOH)	: N/A	Injection Volume	: N/A

Number TICS found: 0 **Concentration Units: ug/L**

CAS Number	Compound Name	RT	EST. CONC.	Qualifier
	NO TENTATIVELY IDENTIFIED COMPOUNDS			

Form 1
Volatile Organics

Client	: Tetra Tech GEO	Lab Number	: L1406036
Project Name	: LOCKHEED N. PLAINFIELD	Project Number	: 117-0507600
Lab ID	: L1406036-34	Date Collected	: 03/20/14 13:40
Client ID	: MW-505I	Date Received	: 03/21/14
Sample Location	: N. PLAINFIELD	Date Analyzed	: 03/29/14 14:55
Sample Matrix	: WATER	Dilution Factor	: 1
Analytical Method	: 1,8260C	Analyst	: PD
Lab File ID	: 0329A09	Instrument ID	: VOA101.I
Sample Amount	: 10 ml	GC Column	: RTX-502.2
Level	: LOW	%Solids	: N/A
Extract Volume (MeOH)	: N/A	Injection Volume	: N/A

		ug/L			
CAS NO.	Parameter	Results	RL	MDL	Qualifier
75-09-2	Methylene chloride	ND	2.5	0.70	U
75-34-3	1,1-Dichloroethane	ND	2.5	0.70	U
67-66-3	Chloroform	1.1	2.5	0.70	J
56-23-5	Carbon tetrachloride	ND	0.50	0.13	U
78-87-5	1,2-Dichloropropane	ND	1.0	0.13	U
124-48-1	Dibromochloromethane	ND	0.50	0.15	U
79-00-5	1,1,2-Trichloroethane	ND	1.5	0.50	U
127-18-4	Tetrachloroethene	ND	0.50	0.18	U
108-90-7	Chlorobenzene	ND	2.5	0.70	U
75-69-4	Trichlorofluoromethane	ND	2.5	0.70	U
107-06-2	1,2-Dichloroethane	ND	0.50	0.13	U
71-55-6	1,1,1-Trichloroethane	ND	2.5	0.70	U
75-27-4	Bromodichloromethane	ND	0.50	0.19	U
10061-02-6	trans-1,3-Dichloropropene	ND	0.50	0.16	U
10061-01-5	cis-1,3-Dichloropropene	ND	0.50	0.14	U
542-75-6	1,3-Dichloropropene, Total	ND	0.50	0.14	U
75-25-2	Bromoform	ND	2.0	0.65	U
79-34-5	1,1,2,2-Tetrachloroethane	ND	0.50	0.14	U
71-43-2	Benzene	ND	0.50	0.16	U
108-88-3	Toluene	ND	2.5	0.70	U
100-41-4	Ethylbenzene	ND	2.5	0.70	U
74-87-3	Chloromethane	ND	2.5	0.70	U
74-83-9	Bromomethane	ND	2.5	0.70	U
75-01-4	Vinyl chloride	ND	1.0	0.33	U
75-00-3	Chloroethane	ND	2.5	0.70	U
75-35-4	1,1-Dichloroethene	ND	0.50	0.14	U
156-60-5	trans-1,2-Dichloroethene	ND	2.5	0.70	U

Form 1
Volatile Organics

Client	: Tetra Tech GEO	Lab Number	: L1406036
Project Name	: LOCKHEED N. PLAINFIELD	Project Number	: 117-0507600
Lab ID	: L1406036-34	Date Collected	: 03/20/14 13:40
Client ID	: MW-505I	Date Received	: 03/21/14
Sample Location	: N. PLAINFIELD	Date Analyzed	: 03/29/14 14:55
Sample Matrix	: WATER	Dilution Factor	: 1
Analytical Method	: 1,8260C	Analyst	: PD
Lab File ID	: 0329A09	Instrument ID	: VOA101.I
Sample Amount	: 10 ml	GC Column	: RTX-502.2
Level	: LOW	%Solids	: N/A
Extract Volume (MeOH)	: N/A	Injection Volume	: N/A

		ug/L			
CAS NO.	**Parameter**	**Results**	**RL**	**MDL**	**Qualifier**
79-01-6	Trichloroethene	ND	0.50	0.17	U
95-50-1	1,2-Dichlorobenzene	ND	2.5	0.70	U
541-73-1	1,3-Dichlorobenzene	ND	2.5	0.70	U
106-46-7	1,4-Dichlorobenzene	ND	2.5	0.70	U
1634-04-4	Methyl tert butyl ether	ND	2.5	0.70	U
179601-23-1	p/m-Xylene	ND	2.5	0.70	U
95-47-6	o-Xylene	ND	2.5	0.70	U
1330-20-7	Xylene (Total)	ND	2.5	0.70	U
156-59-2	cis-1,2-Dichloroethene	ND	2.5	0.70	U
100-42-5	Styrene	ND	2.5	0.70	U
75-71-8	Dichlorodifluoromethane	ND	5.0	1.0	U
67-64-1	Acetone	4.2	5.0	1.0	J
75-15-0	Carbon disulfide	ND	5.0	1.0	U
78-93-3	2-Butanone	ND	5.0	1.0	U
108-10-1	4-Methyl-2-pentanone	ND	5.0	1.0	U
591-78-6	2-Hexanone	ND	5.0	1.0	U
74-97-5	Bromochloromethane	ND	2.5	0.70	U
106-93-4	1,2-Dibromoethane	ND	2.0	0.65	U
96-12-8	1,2-Dibromo-3-chloropropane	ND	2.5	0.70	U
98-82-8	Isopropylbenzene	ND	2.5	0.70	U
87-61-6	1,2,3-Trichlorobenzene	ND	2.5	0.70	U
120-82-1	1,2,4-Trichlorobenzene	ND	2.5	0.70	U
79-20-9	Methyl Acetate	ND	2.0	0.65	U
110-82-7	Cyclohexane	ND	10	0.70	U
123-91-1	1,4-Dioxane	ND	250	41.	U
108-87-2	Methyl cyclohexane	ND	10	0.29	U
76-13-1	1,1,2-Trichloro-1,2,2-Trifluoroethane	ND	2.5	0.70	U

Tentatively Identified Compounds
Volatile Organics

Client	: Tetra Tech GEO	Lab Number	: L1406036
Project Name	: LOCKHEED N. PLAINFIELD	Project Number	: 117-0507600
Lab ID	: L1406036-34	Date Collected	: 03/20/14 13:40
Client ID	: MW-505I	Date Received	: 03/21/14
Sample Location	: N. PLAINFIELD	Date Analyzed	: 03/29/14 14:55
Sample Matrix	: WATER	Dilution Factor	: 1
Analytical Method	: 1,8260C	Analyst	: PD
Lab File ID	: 0329A09	Instrument ID	: VOA101.I
Sample Amount	: 10 ml	GC Column	: RTX-502.2
Level	: LOW	%Solids	: N/A
Extract Volume (MeOH)	: N/A	Injection Volume	: N/A

Number TICS found: 0 **Concentration Units: ug/L**

CAS Number	Compound Name	RT	EST. CONC.	Qualifier
	NO TENTATIVELY IDENTIFIED COMPOUNDS			

Form 1
Volatile Organics

Client	: Tetra Tech GEO	Lab Number	: L1406036
Project Name	: LOCKHEED N. PLAINFIELD	Project Number	: 117-0507600
Lab ID	: L1406036-35	Date Collected	: 03/20/14 14:05
Client ID	: MW-2I	Date Received	: 03/21/14
Sample Location	: N. PLAINFIELD	Date Analyzed	: 03/29/14 15:24
Sample Matrix	: WATER	Dilution Factor	: 1
Analytical Method	: 1,8260C	Analyst	: PD
Lab File ID	: 0329A10	Instrument ID	: VOA101.I
Sample Amount	: 10 ml	GC Column	: RTX-502.2
Level	: LOW	%Solids	: N/A
Extract Volume (MeOH)	: N/A	Injection Volume	: N/A

		ug/L			
CAS NO.	Parameter	Results	RL	MDL	Qualifier
75-09-2	Methylene chloride	ND	2.5	0.70	U
75-34-3	1,1-Dichloroethane	ND	2.5	0.70	U
67-66-3	Chloroform	1.2	2.5	0.70	J
56-23-5	Carbon tetrachloride	ND	0.50	0.13	U
78-87-5	1,2-Dichloropropane	ND	1.0	0.13	U
124-48-1	Dibromochloromethane	ND	0.50	0.15	U
79-00-5	1,1,2-Trichloroethane	ND	1.5	0.50	U
127-18-4	Tetrachloroethene	0.20	0.50	0.18	J
108-90-7	Chlorobenzene	ND	2.5	0.70	U
75-69-4	Trichlorofluoromethane	ND	2.5	0.70	U
107-06-2	1,2-Dichloroethane	ND	0.50	0.13	U
71-55-6	1,1,1-Trichloroethane	ND	2.5	0.70	U
75-27-4	Bromodichloromethane	ND	0.50	0.19	U
10061-02-6	trans-1,3-Dichloropropene	ND	0.50	0.16	U
10061-01-5	cis-1,3-Dichloropropene	ND	0.50	0.14	U
542-75-6	1,3-Dichloropropene, Total	ND	0.50	0.14	U
75-25-2	Bromoform	ND	2.0	0.65	U
79-34-5	1,1,2,2-Tetrachloroethane	ND	0.50	0.14	U
71-43-2	Benzene	ND	0.50	0.16	U
108-88-3	Toluene	ND	2.5	0.70	U
100-41-4	Ethylbenzene	ND	2.5	0.70	U
74-87-3	Chloromethane	ND	2.5	0.70	U
74-83-9	Bromomethane	ND	2.5	0.70	U
75-01-4	Vinyl chloride	ND	1.0	0.33	U
75-00-3	Chloroethane	ND	2.5	0.70	U
75-35-4	1,1-Dichloroethene	ND	0.50	0.14	U
156-60-5	trans-1,2-Dichloroethene	ND	2.5	0.70	U

Form 1
Volatile Organics

Client	: Tetra Tech GEO	Lab Number	: L1406036
Project Name	: LOCKHEED N. PLAINFIELD	Project Number	: 117-0507600
Lab ID	: L1406036-35	Date Collected	: 03/20/14 14:05
Client ID	: MW-2I	Date Received	: 03/21/14
Sample Location	: N. PLAINFIELD	Date Analyzed	: 03/29/14 15:24
Sample Matrix	: WATER	Dilution Factor	: 1
Analytical Method	: 1,8260C	Analyst	: PD
Lab File ID	: 0329A10	Instrument ID	: VOA101.I
Sample Amount	: 10 ml	GC Column	: RTX-502.2
Level	: LOW	%Solids	: N/A
Extract Volume (MeOH)	: N/A	Injection Volume	: N/A

		ug/L			
CAS NO.	Parameter	Results	RL	MDL	Qualifier
79-01-6	Trichloroethene	0.20	0.50	0.17	J
95-50-1	1,2-Dichlorobenzene	ND	2.5	0.70	U
541-73-1	1,3-Dichlorobenzene	ND	2.5	0.70	U
106-46-7	1,4-Dichlorobenzene	ND	2.5	0.70	U
1634-04-4	Methyl tert butyl ether	ND	2.5	0.70	U
179601-23-1	p/m-Xylene	ND	2.5	0.70	U
95-47-6	o-Xylene	ND	2.5	0.70	U
1330-20-7	Xylene (Total)	ND	2.5	0.70	U
156-59-2	cis-1,2-Dichloroethene	ND	2.5	0.70	U
100-42-5	Styrene	ND	2.5	0.70	U
75-71-8	Dichlorodifluoromethane	ND	5.0	1.0	U
67-64-1	Acetone	6.4	5.0	1.0	
75-15-0	Carbon disulfide	ND	5.0	1.0	U
78-93-3	2-Butanone	ND	5.0	1.0	U
108-10-1	4-Methyl-2-pentanone	ND	5.0	1.0	U
591-78-6	2-Hexanone	ND	5.0	1.0	U
74-97-5	Bromochloromethane	ND	2.5	0.70	U
106-93-4	1,2-Dibromoethane	ND	2.0	0.65	U
96-12-8	1,2-Dibromo-3-chloropropane	ND	2.5	0.70	U
98-82-8	Isopropylbenzene	ND	2.5	0.70	U
87-61-6	1,2,3-Trichlorobenzene	ND	2.5	0.70	U
120-82-1	1,2,4-Trichlorobenzene	ND	2.5	0.70	U
79-20-9	Methyl Acetate	ND	2.0	0.65	U
110-82-7	Cyclohexane	ND	10	0.70	U
123-91-1	1,4-Dioxane	ND	250	41.	U
108-87-2	Methyl cyclohexane	ND	10	0.29	U
76-13-1	1,1,2-Trichloro-1,2,2-Trifluoroethane	ND	2.5	0.70	U

Tentatively Identified Compounds
Volatile Organics

Client	: Tetra Tech GEO	Lab Number	: L1406036
Project Name	: LOCKHEED N. PLAINFIELD	Project Number	: 117-0507600
Lab ID	: L1406036-35	Date Collected	: 03/20/14 14:05
Client ID	: MW-2I	Date Received	: 03/21/14
Sample Location	: N. PLAINFIELD	Date Analyzed	: 03/29/14 15:24
Sample Matrix	: WATER	Dilution Factor	: 1
Analytical Method	: 1,8260C	Analyst	: PD
Lab File ID	: 0329A10	Instrument ID	: VOA101.I
Sample Amount	: 10 ml	GC Column	: RTX-502.2
Level	: LOW	%Solids	: N/A
Extract Volume (MeOH)	: N/A	Injection Volume	: N/A

Number TICS found: 0 **Concentration Units: ug/L**

CAS Number	Compound Name	RT	EST. CONC.	Qualifier
	NO TENTATIVELY IDENTIFIED COMPOUNDS			

Form 1
Volatile Organics

Client	: Tetra Tech GEO	Lab Number	: L1406036
Project Name	: LOCKHEED N. PLAINFIELD	Project Number	: 117-0507600
Lab ID	: L1406036-36	Date Collected	: 03/20/14 14:10
Client ID	: MW-2D	Date Received	: 03/21/14
Sample Location	: N. PLAINFIELD	Date Analyzed	: 03/29/14 15:53
Sample Matrix	: WATER	Dilution Factor	: 1
Analytical Method	: 1,8260C	Analyst	: PD
Lab File ID	: 0329A11	Instrument ID	: VOA101.I
Sample Amount	: 10 ml	GC Column	: RTX-502.2
Level	: LOW	%Solids	: N/A
Extract Volume (MeOH)	: N/A	Injection Volume	: N/A

		ug/L			
CAS NO.	Parameter	Results	RL	MDL	Qualifier
75-09-2	Methylene chloride	ND	2.5	0.70	U
75-34-3	1,1-Dichloroethane	ND	2.5	0.70	U
67-66-3	Chloroform	ND	2.5	0.70	U
56-23-5	Carbon tetrachloride	ND	0.50	0.13	U
78-87-5	1,2-Dichloropropane	ND	1.0	0.13	U
124-48-1	Dibromochloromethane	ND	0.50	0.15	U
79-00-5	1,1,2-Trichloroethane	ND	1.5	0.50	U
127-18-4	Tetrachloroethene	ND	0.50	0.18	U
108-90-7	Chlorobenzene	ND	2.5	0.70	U
75-69-4	Trichlorofluoromethane	ND	2.5	0.70	U
107-06-2	1,2-Dichloroethane	ND	0.50	0.13	U
71-55-6	1,1,1-Trichloroethane	ND	2.5	0.70	U
75-27-4	Bromodichloromethane	ND	0.50	0.19	U
10061-02-6	trans-1,3-Dichloropropene	ND	0.50	0.16	U
10061-01-5	cis-1,3-Dichloropropene	ND	0.50	0.14	U
542-75-6	1,3-Dichloropropene, Total	ND	0.50	0.14	U
75-25-2	Bromoform	ND	2.0	0.65	U
79-34-5	1,1,2,2-Tetrachloroethane	ND	0.50	0.14	U
71-43-2	Benzene	ND	0.50	0.16	U
108-88-3	Toluene	ND	2.5	0.70	U
100-41-4	Ethylbenzene	ND	2.5	0.70	U
74-87-3	Chloromethane	ND	2.5	0.70	U
74-83-9	Bromomethane	ND	2.5	0.70	U
75-01-4	Vinyl chloride	ND	1.0	0.33	U
75-00-3	Chloroethane	ND	2.5	0.70	U
75-35-4	1,1-Dichloroethene	ND	0.50	0.14	U
156-60-5	trans-1,2-Dichloroethene	ND	2.5	0.70	U

Form 1
Volatile Organics

Client	: Tetra Tech GEO	Lab Number	: L1406036
Project Name	: LOCKHEED N. PLAINFIELD	Project Number	: 117-0507600
Lab ID	: L1406036-36	Date Collected	: 03/20/14 14:10
Client ID	: MW-2D	Date Received	: 03/21/14
Sample Location	: N. PLAINFIELD	Date Analyzed	: 03/29/14 15:53
Sample Matrix	: WATER	Dilution Factor	: 1
Analytical Method	: 1,8260C	Analyst	: PD
Lab File ID	: 0329A11	Instrument ID	: VOA101.I
Sample Amount	: 10 ml	GC Column	: RTX-502.2
Level	: LOW	%Solids	: N/A
Extract Volume (MeOH)	: N/A	Injection Volume	: N/A

		ug/L			
CAS NO.	Parameter	Results	RL	MDL	Qualifier
79-01-6	Trichloroethene	ND	0.50	0.17	U
95-50-1	1,2-Dichlorobenzene	ND	2.5	0.70	U
541-73-1	1,3-Dichlorobenzene	ND	2.5	0.70	U
106-46-7	1,4-Dichlorobenzene	ND	2.5	0.70	U
1634-04-4	Methyl tert butyl ether	ND	2.5	0.70	U
179601-23-1	p/m-Xylene	ND	2.5	0.70	U
95-47-6	o-Xylene	ND	2.5	0.70	U
1330-20-7	Xylene (Total)	ND	2.5	0.70	U
156-59-2	cis-1,2-Dichloroethene	ND	2.5	0.70	U
100-42-5	Styrene	ND	2.5	0.70	U
75-71-8	Dichlorodifluoromethane	ND	5.0	1.0	U
67-64-1	Acetone	5.0	5.0	1.0	
75-15-0	Carbon disulfide	ND	5.0	1.0	U
78-93-3	2-Butanone	ND	5.0	1.0	U
108-10-1	4-Methyl-2-pentanone	ND	5.0	1.0	U
591-78-6	2-Hexanone	ND	5.0	1.0	U
74-97-5	Bromochloromethane	ND	2.5	0.70	U
106-93-4	1,2-Dibromoethane	ND	2.0	0.65	U
96-12-8	1,2-Dibromo-3-chloropropane	ND	2.5	0.70	U
98-82-8	Isopropylbenzene	ND	2.5	0.70	U
87-61-6	1,2,3-Trichlorobenzene	ND	2.5	0.70	U
120-82-1	1,2,4-Trichlorobenzene	ND	2.5	0.70	U
79-20-9	Methyl Acetate	ND	2.0	0.65	U
110-82-7	Cyclohexane	ND	10	0.70	U
123-91-1	1,4-Dioxane	ND	250	41.	U
108-87-2	Methyl cyclohexane	ND	10	0.29	U
76-13-1	1,1,2-Trichloro-1,2,2-Trifluoroethane	ND	2.5	0.70	U

Tentatively Identified Compounds
Volatile Organics

Client	: Tetra Tech GEO	Lab Number	: L1406036
Project Name	: LOCKHEED N. PLAINFIELD	Project Number	: 117-0507600
Lab ID	: L1406036-36	Date Collected	: 03/20/14 14:10
Client ID	: MW-2D	Date Received	: 03/21/14
Sample Location	: N. PLAINFIELD	Date Analyzed	: 03/29/14 15:53
Sample Matrix	: WATER	Dilution Factor	: 1
Analytical Method	: 1,8260C	Analyst	: PD
Lab File ID	: 0329A11	Instrument ID	: VOA101.I
Sample Amount	: 10 ml	GC Column	: RTX-502.2
Level	: LOW	%Solids	: N/A
Extract Volume (MeOH)	: N/A	Injection Volume	: N/A

Number TICS found: 0 **Concentration Units: ug/L**

CAS Number	Compound Name	RT	EST. CONC.	Qualifier
	NO TENTATIVELY IDENTIFIED COMPOUNDS			

Form 1
Volatile Organics

Client	: Tetra Tech GEO	Lab Number	: L1406036
Project Name	: LOCKHEED N. PLAINFIELD	Project Number	: 117-0507600
Lab ID	: L1406036-37	Date Collected	: 03/20/14 14:45
Client ID	: MW-545S	Date Received	: 03/21/14
Sample Location	: N. PLAINFIELD	Date Analyzed	: 03/29/14 16:22
Sample Matrix	: WATER	Dilution Factor	: 1
Analytical Method	: 1,8260C	Analyst	: PD
Lab File ID	: 0329A12	Instrument ID	: VOA101.I
Sample Amount	: 10 ml	GC Column	: RTX-502.2
Level	: LOW	%Solids	: N/A
Extract Volume (MeOH)	: N/A	Injection Volume	: N/A

		ug/L			
CAS NO.	Parameter	Results	RL	MDL	Qualifier
75-09-2	Methylene chloride	ND	2.5	0.70	U
75-34-3	1,1-Dichloroethane	ND	2.5	0.70	U
67-66-3	Chloroform	1.1	2.5	0.70	J
56-23-5	Carbon tetrachloride	ND	0.50	0.13	U
78-87-5	1,2-Dichloropropane	ND	1.0	0.13	U
124-48-1	Dibromochloromethane	ND	0.50	0.15	U
79-00-5	1,1,2-Trichloroethane	ND	1.5	0.50	U
127-18-4	Tetrachloroethene	ND	0.50	0.18	U
108-90-7	Chlorobenzene	ND	2.5	0.70	U
75-69-4	Trichlorofluoromethane	ND	2.5	0.70	U
107-06-2	1,2-Dichloroethane	ND	0.50	0.13	U
71-55-6	1,1,1-Trichloroethane	ND	2.5	0.70	U
75-27-4	Bromodichloromethane	ND	0.50	0.19	U
10061-02-6	trans-1,3-Dichloropropene	ND	0.50	0.16	U
10061-01-5	cis-1,3-Dichloropropene	ND	0.50	0.14	U
542-75-6	1,3-Dichloropropene, Total	ND	0.50	0.14	U
75-25-2	Bromoform	ND	2.0	0.65	U
79-34-5	1,1,2,2-Tetrachloroethane	ND	0.50	0.14	U
71-43-2	Benzene	ND	0.50	0.16	U
108-88-3	Toluene	ND	2.5	0.70	U
100-41-4	Ethylbenzene	ND	2.5	0.70	U
74-87-3	Chloromethane	ND	2.5	0.70	U
74-83-9	Bromomethane	ND	2.5	0.70	U
75-01-4	Vinyl chloride	ND	1.0	0.33	U
75-00-3	Chloroethane	ND	2.5	0.70	U
75-35-4	1,1-Dichloroethene	ND	0.50	0.14	U
156-60-5	trans-1,2-Dichloroethene	ND	2.5	0.70	U

Form 1
Volatile Organics

Client	: Tetra Tech GEO	Lab Number	: L1406036
Project Name	: LOCKHEED N. PLAINFIELD	Project Number	: 117-0507600
Lab ID	: L1406036-37	Date Collected	: 03/20/14 14:45
Client ID	: MW-545S	Date Received	: 03/21/14
Sample Location	: N. PLAINFIELD	Date Analyzed	: 03/29/14 16:22
Sample Matrix	: WATER	Dilution Factor	: 1
Analytical Method	: 1,8260C	Analyst	: PD
Lab File ID	: 0329A12	Instrument ID	: VOA101.I
Sample Amount	: 10 ml	GC Column	: RTX-502.2
Level	: LOW	%Solids	: N/A
Extract Volume (MeOH)	: N/A	Injection Volume	: N/A

		ug/L			
CAS NO.	**Parameter**	**Results**	**RL**	**MDL**	**Qualifier**
79-01-6	Trichloroethene	ND	0.50	0.17	U
95-50-1	1,2-Dichlorobenzene	ND	2.5	0.70	U
541-73-1	1,3-Dichlorobenzene	ND	2.5	0.70	U
106-46-7	1,4-Dichlorobenzene	ND	2.5	0.70	U
1634-04-4	Methyl tert butyl ether	ND	2.5	0.70	U
179601-23-1	p/m-Xylene	ND	2.5	0.70	U
95-47-6	o-Xylene	ND	2.5	0.70	U
1330-20-7	Xylene (Total)	ND	2.5	0.70	U
156-59-2	cis-1,2-Dichloroethene	ND	2.5	0.70	U
100-42-5	Styrene	ND	2.5	0.70	U
75-71-8	Dichlorodifluoromethane	ND	5.0	1.0	U
67-64-1	Acetone	5.3	5.0	1.0	
75-15-0	Carbon disulfide	ND	5.0	1.0	U
78-93-3	2-Butanone	ND	5.0	1.0	U
108-10-1	4-Methyl-2-pentanone	ND	5.0	1.0	U
591-78-6	2-Hexanone	ND	5.0	1.0	U
74-97-5	Bromochloromethane	ND	2.5	0.70	U
106-93-4	1,2-Dibromoethane	ND	2.0	0.65	U
96-12-8	1,2-Dibromo-3-chloropropane	ND	2.5	0.70	U
98-82-8	Isopropylbenzene	ND	2.5	0.70	U
87-61-6	1,2,3-Trichlorobenzene	ND	2.5	0.70	U
120-82-1	1,2,4-Trichlorobenzene	ND	2.5	0.70	U
79-20-9	Methyl Acetate	ND	2.0	0.65	U
110-82-7	Cyclohexane	ND	10	0.70	U
123-91-1	1,4-Dioxane	ND	250	41.	U
108-87-2	Methyl cyclohexane	ND	10	0.29	U
76-13-1	1,1,2-Trichloro-1,2,2-Trifluoroethane	ND	2.5	0.70	U

Tentatively Identified Compounds
Volatile Organics

Client	: Tetra Tech GEO	Lab Number	: L1406036
Project Name	: LOCKHEED N. PLAINFIELD	Project Number	: 117-0507600
Lab ID	: L1406036-37	Date Collected	: 03/20/14 14:45
Client ID	: MW-545S	Date Received	: 03/21/14
Sample Location	: N. PLAINFIELD	Date Analyzed	: 03/29/14 16:22
Sample Matrix	: WATER	Dilution Factor	: 1
Analytical Method	: 1,8260C	Analyst	: PD
Lab File ID	: 0329A12	Instrument ID	: VOA101.I
Sample Amount	: 10 ml	GC Column	: RTX-502.2
Level	: LOW	%Solids	: N/A
Extract Volume (MeOH)	: N/A	Injection Volume	: N/A

Number TICS found: 0 **Concentration Units: ug/L**

CAS Number	Compound Name	RT	EST. CONC.	Qualifier
	NO TENTATIVELY IDENTIFIED COMPOUNDS			

Form 1
Volatile Organics

Client	: Tetra Tech GEO	Lab Number	: L1406036
Project Name	: LOCKHEED N. PLAINFIELD	Project Number	: 117-0507600
Lab ID	: L1406036-38	Date Collected	: 03/20/14 14:50
Client ID	: MW-545I	Date Received	: 03/21/14
Sample Location	: N. PLAINFIELD	Date Analyzed	: 03/29/14 16:51
Sample Matrix	: WATER	Dilution Factor	: 1
Analytical Method	: 1,8260C	Analyst	: PD
Lab File ID	: 0329A13	Instrument ID	: VOA101.I
Sample Amount	: 10 ml	GC Column	: RTX-502.2
Level	: LOW	%Solids	: N/A
Extract Volume (MeOH)	: N/A	Injection Volume	: N/A

		ug/L			
CAS NO.	Parameter	Results	RL	MDL	Qualifier
75-09-2	Methylene chloride	ND	2.5	0.70	U
75-34-3	1,1-Dichloroethane	ND	2.5	0.70	U
67-66-3	Chloroform	ND	2.5	0.70	U
56-23-5	Carbon tetrachloride	ND	0.50	0.13	U
78-87-5	1,2-Dichloropropane	ND	1.0	0.13	U
124-48-1	Dibromochloromethane	ND	0.50	0.15	U
79-00-5	1,1,2-Trichloroethane	ND	1.5	0.50	U
127-18-4	Tetrachloroethene	0.18	0.50	0.18	J
108-90-7	Chlorobenzene	ND	2.5	0.70	U
75-69-4	Trichlorofluoromethane	2.8	2.5	0.70	
107-06-2	1,2-Dichloroethane	ND	0.50	0.13	U
71-55-6	1,1,1-Trichloroethane	ND	2.5	0.70	U
75-27-4	Bromodichloromethane	ND	0.50	0.19	U
10061-02-6	trans-1,3-Dichloropropene	ND	0.50	0.16	U
10061-01-5	cis-1,3-Dichloropropene	ND	0.50	0.14	U
542-75-6	1,3-Dichloropropene, Total	ND	0.50	0.14	U
75-25-2	Bromoform	ND	2.0	0.65	U
79-34-5	1,1,2,2-Tetrachloroethane	ND	0.50	0.14	U
71-43-2	Benzene	ND	0.50	0.16	U
108-88-3	Toluene	ND	2.5	0.70	U
100-41-4	Ethylbenzene	ND	2.5	0.70	U
74-87-3	Chloromethane	ND	2.5	0.70	U
74-83-9	Bromomethane	ND	2.5	0.70	U
75-01-4	Vinyl chloride	ND	1.0	0.33	U
75-00-3	Chloroethane	ND	2.5	0.70	U
75-35-4	1,1-Dichloroethene	ND	0.50	0.14	U
156-60-5	trans-1,2-Dichloroethene	ND	2.5	0.70	U

Form 1
Volatile Organics

Client	: Tetra Tech GEO	Lab Number	: L1406036
Project Name	: LOCKHEED N. PLAINFIELD	Project Number	: 117-0507600
Lab ID	: L1406036-38	Date Collected	: 03/20/14 14:50
Client ID	: MW-545I	Date Received	: 03/21/14
Sample Location	: N. PLAINFIELD	Date Analyzed	: 03/29/14 16:51
Sample Matrix	: WATER	Dilution Factor	: 1
Analytical Method	: 1,8260C	Analyst	: PD
Lab File ID	: 0329A13	Instrument ID	: VOA101.I
Sample Amount	: 10 ml	GC Column	: RTX-502.2
Level	: LOW	%Solids	: N/A
Extract Volume (MeOH)	: N/A	Injection Volume	: N/A

		ug/L			
CAS NO.	Parameter	Results	RL	MDL	Qualifier
79-01-6	Trichloroethene	ND	0.50	0.17	U
95-50-1	1,2-Dichlorobenzene	ND	2.5	0.70	U
541-73-1	1,3-Dichlorobenzene	ND	2.5	0.70	U
106-46-7	1,4-Dichlorobenzene	ND	2.5	0.70	U
1634-04-4	Methyl tert butyl ether	ND	2.5	0.70	U
179601-23-1	p/m-Xylene	ND	2.5	0.70	U
95-47-6	o-Xylene	ND	2.5	0.70	U
1330-20-7	Xylene (Total)	ND	2.5	0.70	U
156-59-2	cis-1,2-Dichloroethene	ND	2.5	0.70	U
100-42-5	Styrene	ND	2.5	0.70	U
75-71-8	Dichlorodifluoromethane	ND	5.0	1.0	U
67-64-1	Acetone	4.1	5.0	1.0	J
75-15-0	Carbon disulfide	ND	5.0	1.0	U
78-93-3	2-Butanone	ND	5.0	1.0	U
108-10-1	4-Methyl-2-pentanone	ND	5.0	1.0	U
591-78-6	2-Hexanone	ND	5.0	1.0	U
74-97-5	Bromochloromethane	ND	2.5	0.70	U
106-93-4	1,2-Dibromoethane	ND	2.0	0.65	U
96-12-8	1,2-Dibromo-3-chloropropane	ND	2.5	0.70	U
98-82-8	Isopropylbenzene	ND	2.5	0.70	U
87-61-6	1,2,3-Trichlorobenzene	ND	2.5	0.70	U
120-82-1	1,2,4-Trichlorobenzene	ND	2.5	0.70	U
79-20-9	Methyl Acetate	ND	2.0	0.65	U
110-82-7	Cyclohexane	ND	10	0.70	U
123-91-1	1,4-Dioxane	ND	250	41.	U
108-87-2	Methyl cyclohexane	ND	10	0.29	U
76-13-1	1,1,2-Trichloro-1,2,2-Trifluoroethane	ND	2.5	0.70	U

Tentatively Identified Compounds
Volatile Organics

Client	: Tetra Tech GEO	Lab Number	: L1406036
Project Name	: LOCKHEED N. PLAINFIELD	Project Number	: 117-0507600
Lab ID	: L1406036-38	Date Collected	: 03/20/14 14:50
Client ID	: MW-545I	Date Received	: 03/21/14
Sample Location	: N. PLAINFIELD	Date Analyzed	: 03/29/14 16:51
Sample Matrix	: WATER	Dilution Factor	: 1
Analytical Method	: 1,8260C	Analyst	: PD
Lab File ID	: 0329A13	Instrument ID	: VOA101.I
Sample Amount	: 10 ml	GC Column	: RTX-502.2
Level	: LOW	%Solids	: N/A
Extract Volume (MeOH)	: N/A	Injection Volume	: N/A

Number TICS found: 0 **Concentration Units: ug/L**

CAS Number	Compound Name	RT	EST. CONC.	Qualifier
	NO TENTATIVELY IDENTIFIED COMPOUNDS			

Form 1
Volatile Organics

Client	: Tetra Tech GEO	Lab Number	: L1406036
Project Name	: LOCKHEED N. PLAINFIELD	Project Number	: 117-0507600
Lab ID	: L1406036-39	Date Collected	: 03/20/14 14:55
Client ID	: MW-545D	Date Received	: 03/21/14
Sample Location	: N. PLAINFIELD	Date Analyzed	: 03/29/14 17:19
Sample Matrix	: WATER	Dilution Factor	: 1
Analytical Method	: 1,8260C	Analyst	: PD
Lab File ID	: 0329A14	Instrument ID	: VOA101.I
Sample Amount	: 10 ml	GC Column	: RTX-502.2
Level	: LOW	%Solids	: N/A
Extract Volume (MeOH)	: N/A	Injection Volume	: N/A

		ug/L			
CAS NO.	Parameter	Results	RL	MDL	Qualifier
75-09-2	Methylene chloride	ND	2.5	0.70	U
75-34-3	1,1-Dichloroethane	ND	2.5	0.70	U
67-66-3	Chloroform	ND	2.5	0.70	U
56-23-5	Carbon tetrachloride	ND	0.50	0.13	U
78-87-5	1,2-Dichloropropane	ND	1.0	0.13	U
124-48-1	Dibromochloromethane	ND	0.50	0.15	U
79-00-5	1,1,2-Trichloroethane	ND	1.5	0.50	U
127-18-4	Tetrachloroethene	2.6	0.50	0.18	
108-90-7	Chlorobenzene	ND	2.5	0.70	U
75-69-4	Trichlorofluoromethane	ND	2.5	0.70	U
107-06-2	1,2-Dichloroethane	ND	0.50	0.13	U
71-55-6	1,1,1-Trichloroethane	ND	2.5	0.70	U
75-27-4	Bromodichloromethane	ND	0.50	0.19	U
10061-02-6	trans-1,3-Dichloropropene	ND	0.50	0.16	U
10061-01-5	cis-1,3-Dichloropropene	ND	0.50	0.14	U
542-75-6	1,3-Dichloropropene, Total	ND	0.50	0.14	U
75-25-2	Bromoform	ND	2.0	0.65	U
79-34-5	1,1,2,2-Tetrachloroethane	ND	0.50	0.14	U
71-43-2	Benzene	ND	0.50	0.16	U
108-88-3	Toluene	ND	2.5	0.70	U
100-41-4	Ethylbenzene	ND	2.5	0.70	U
74-87-3	Chloromethane	ND	2.5	0.70	U
74-83-9	Bromomethane	ND	2.5	0.70	U
75-01-4	Vinyl chloride	ND	1.0	0.33	U
75-00-3	Chloroethane	ND	2.5	0.70	U
75-35-4	1,1-Dichloroethene	ND	0.50	0.14	U
156-60-5	trans-1,2-Dichloroethene	ND	2.5	0.70	U

Form 1
Volatile Organics

Client	: Tetra Tech GEO	Lab Number	: L1406036
Project Name	: LOCKHEED N. PLAINFIELD	Project Number	: 117-0507600
Lab ID	: L1406036-39	Date Collected	: 03/20/14 14:55
Client ID	: MW-545D	Date Received	: 03/21/14
Sample Location	: N. PLAINFIELD	Date Analyzed	: 03/29/14 17:19
Sample Matrix	: WATER	Dilution Factor	: 1
Analytical Method	: 1,8260C	Analyst	: PD
Lab File ID	: 0329A14	Instrument ID	: VOA101.I
Sample Amount	: 10 ml	GC Column	: RTX-502.2
Level	: LOW	%Solids	: N/A
Extract Volume (MeOH)	: N/A	Injection Volume	: N/A

		ug/L			
CAS NO.	**Parameter**	**Results**	**RL**	**MDL**	**Qualifier**
79-01-6	Trichloroethene	0.38	0.50	0.17	J
95-50-1	1,2-Dichlorobenzene	ND	2.5	0.70	U
541-73-1	1,3-Dichlorobenzene	ND	2.5	0.70	U
106-46-7	1,4-Dichlorobenzene	ND	2.5	0.70	U
1634-04-4	Methyl tert butyl ether	ND	2.5	0.70	U
179601-23-1	p/m-Xylene	ND	2.5	0.70	U
95-47-6	o-Xylene	ND	2.5	0.70	U
1330-20-7	Xylene (Total)	ND	2.5	0.70	U
156-59-2	cis-1,2-Dichloroethene	ND	2.5	0.70	U
100-42-5	Styrene	ND	2.5	0.70	U
75-71-8	Dichlorodifluoromethane	ND	5.0	1.0	U
67-64-1	Acetone	8.4	5.0	1.0	
75-15-0	Carbon disulfide	ND	5.0	1.0	U
78-93-3	2-Butanone	ND	5.0	1.0	U
108-10-1	4-Methyl-2-pentanone	ND	5.0	1.0	U
591-78-6	2-Hexanone	ND	5.0	1.0	U
74-97-5	Bromochloromethane	ND	2.5	0.70	U
106-93-4	1,2-Dibromoethane	ND	2.0	0.65	U
96-12-8	1,2-Dibromo-3-chloropropane	ND	2.5	0.70	U
98-82-8	Isopropylbenzene	ND	2.5	0.70	U
87-61-6	1,2,3-Trichlorobenzene	ND	2.5	0.70	U
120-82-1	1,2,4-Trichlorobenzene	ND	2.5	0.70	U
79-20-9	Methyl Acetate	ND	2.0	0.65	U
110-82-7	Cyclohexane	ND	10	0.70	U
123-91-1	1,4-Dioxane	ND	250	41.	U
108-87-2	Methyl cyclohexane	ND	10	0.29	U
76-13-1	1,1,2-Trichloro-1,2,2-Trifluoroethane	ND	2.5	0.70	U

Tentatively Identified Compounds
Volatile Organics

Client	: Tetra Tech GEO	Lab Number	: L1406036
Project Name	: LOCKHEED N. PLAINFIELD	Project Number	: 117-0507600
Lab ID	: L1406036-39	Date Collected	: 03/20/14 14:55
Client ID	: MW-545D	Date Received	: 03/21/14
Sample Location	: N. PLAINFIELD	Date Analyzed	: 03/29/14 17:19
Sample Matrix	: WATER	Dilution Factor	: 1
Analytical Method	: 1,8260C	Analyst	: PD
Lab File ID	: 0329A14	Instrument ID	: VOA101.I
Sample Amount	: 10 ml	GC Column	: RTX-502.2
Level	: LOW	%Solids	: N/A
Extract Volume (MeOH)	: N/A	Injection Volume	: N/A

Number TICS found: 0 **Concentration Units: ug/L**

CAS Number	Compound Name	RT	EST. CONC.	Qualifier
	NO TENTATIVELY IDENTIFIED COMPOUNDS			

Form 1
Volatile Organics

Client	: Tetra Tech GEO	Lab Number	: L1406036
Project Name	: LOCKHEED N. PLAINFIELD	Project Number	: 117-0507600
Lab ID	: L1406036-40	Date Collected	: 03/20/14 15:15
Client ID	: MW-544S	Date Received	: 03/21/14
Sample Location	: N. PLAINFIELD	Date Analyzed	: 03/29/14 17:48
Sample Matrix	: WATER	Dilution Factor	: 1
Analytical Method	: 1,8260C	Analyst	: PD
Lab File ID	: 0329A15	Instrument ID	: VOA101.I
Sample Amount	: 10 ml	GC Column	: RTX-502.2
Level	: LOW	%Solids	: N/A
Extract Volume (MeOH)	: N/A	Injection Volume	: N/A

		ug/L			
CAS NO.	Parameter	Results	RL	MDL	Qualifier
75-09-2	Methylene chloride	ND	2.5	0.70	U
75-34-3	1,1-Dichloroethane	ND	2.5	0.70	U
67-66-3	Chloroform	ND	2.5	0.70	U
56-23-5	Carbon tetrachloride	ND	0.50	0.13	U
78-87-5	1,2-Dichloropropane	ND	1.0	0.13	U
124-48-1	Dibromochloromethane	ND	0.50	0.15	U
79-00-5	1,1,2-Trichloroethane	ND	1.5	0.50	U
127-18-4	Tetrachloroethene	0.40	0.50	0.18	J
108-90-7	Chlorobenzene	ND	2.5	0.70	U
75-69-4	Trichlorofluoromethane	ND	2.5	0.70	U
107-06-2	1,2-Dichloroethane	ND	0.50	0.13	U
71-55-6	1,1,1-Trichloroethane	ND	2.5	0.70	U
75-27-4	Bromodichloromethane	ND	0.50	0.19	U
10061-02-6	trans-1,3-Dichloropropene	ND	0.50	0.16	U
10061-01-5	cis-1,3-Dichloropropene	ND	0.50	0.14	U
542-75-6	1,3-Dichloropropene, Total	ND	0.50	0.14	U
75-25-2	Bromoform	ND	2.0	0.65	U
79-34-5	1,1,2,2-Tetrachloroethane	ND	0.50	0.14	U
71-43-2	Benzene	ND	0.50	0.16	U
108-88-3	Toluene	ND	2.5	0.70	U
100-41-4	Ethylbenzene	ND	2.5	0.70	U
74-87-3	Chloromethane	ND	2.5	0.70	U
74-83-9	Bromomethane	ND	2.5	0.70	U
75-01-4	Vinyl chloride	ND	1.0	0.33	U
75-00-3	Chloroethane	ND	2.5	0.70	U
75-35-4	1,1-Dichloroethene	ND	0.50	0.14	U
156-60-5	trans-1,2-Dichloroethene	ND	2.5	0.70	U

Form 1
Volatile Organics

Client	: Tetra Tech GEO	Lab Number	: L1406036
Project Name	: LOCKHEED N. PLAINFIELD	Project Number	: 117-0507600
Lab ID	: L1406036-40	Date Collected	: 03/20/14 15:15
Client ID	: MW-544S	Date Received	: 03/21/14
Sample Location	: N. PLAINFIELD	Date Analyzed	: 03/29/14 17:48
Sample Matrix	: WATER	Dilution Factor	: 1
Analytical Method	: 1,8260C	Analyst	: PD
Lab File ID	: 0329A15	Instrument ID	: VOA101.I
Sample Amount	: 10 ml	GC Column	: RTX-502.2
Level	: LOW	%Solids	: N/A
Extract Volume (MeOH)	: N/A	Injection Volume	: N/A

		ug/L			
CAS NO.	Parameter	Results	RL	MDL	Qualifier
79-01-6	Trichloroethene	ND	0.50	0.17	U
95-50-1	1,2-Dichlorobenzene	ND	2.5	0.70	U
541-73-1	1,3-Dichlorobenzene	ND	2.5	0.70	U
106-46-7	1,4-Dichlorobenzene	ND	2.5	0.70	U
1634-04-4	Methyl tert butyl ether	ND	2.5	0.70	U
179601-23-1	p/m-Xylene	ND	2.5	0.70	U
95-47-6	o-Xylene	ND	2.5	0.70	U
1330-20-7	Xylene (Total)	ND	2.5	0.70	U
156-59-2	cis-1,2-Dichloroethene	ND	2.5	0.70	U
100-42-5	Styrene	ND	2.5	0.70	U
75-71-8	Dichlorodifluoromethane	ND	5.0	1.0	U
67-64-1	Acetone	5.1	5.0	1.0	
75-15-0	Carbon disulfide	ND	5.0	1.0	U
78-93-3	2-Butanone	ND	5.0	1.0	U
108-10-1	4-Methyl-2-pentanone	ND	5.0	1.0	U
591-78-6	2-Hexanone	ND	5.0	1.0	U
74-97-5	Bromochloromethane	ND	2.5	0.70	U
106-93-4	1,2-Dibromoethane	ND	2.0	0.65	U
96-12-8	1,2-Dibromo-3-chloropropane	ND	2.5	0.70	U
98-82-8	Isopropylbenzene	ND	2.5	0.70	U
87-61-6	1,2,3-Trichlorobenzene	ND	2.5	0.70	U
120-82-1	1,2,4-Trichlorobenzene	ND	2.5	0.70	U
79-20-9	Methyl Acetate	ND	2.0	0.65	U
110-82-7	Cyclohexane	ND	10	0.70	U
123-91-1	1,4-Dioxane	ND	250	41.	U
108-87-2	Methyl cyclohexane	ND	10	0.29	U
76-13-1	1,1,2-Trichloro-1,2,2-Trifluoroethane	ND	2.5	0.70	U

Tentatively Identified Compounds
Volatile Organics

Client	: Tetra Tech GEO	Lab Number	: L1406036
Project Name	: LOCKHEED N. PLAINFIELD	Project Number	: 117-0507600
Lab ID	: L1406036-40	Date Collected	: 03/20/14 15:15
Client ID	: MW-544S	Date Received	: 03/21/14
Sample Location	: N. PLAINFIELD	Date Analyzed	: 03/29/14 17:48
Sample Matrix	: WATER	Dilution Factor	: 1
Analytical Method	: 1,8260C	Analyst	: PD
Lab File ID	: 0329A15	Instrument ID	: VOA101.I
Sample Amount	: 10 ml	GC Column	: RTX-502.2
Level	: LOW	%Solids	: N/A
Extract Volume (MeOH)	: N/A	Injection Volume	: N/A

Number TICS found: 0 **Concentration Units: ug/L**

CAS Number	Compound Name	RT	EST. CONC.	Qualifier
	NO TENTATIVELY IDENTIFIED COMPOUNDS			

Form 1
Volatile Organics

Client	: Tetra Tech GEO	Lab Number	: L1406036
Project Name	: LOCKHEED N. PLAINFIELD	Project Number	: 117-0507600
Lab ID	: L1406036-41	Date Collected	: 03/20/14 15:20
Client ID	: MW-544I	Date Received	: 03/21/14
Sample Location	: N. PLAINFIELD	Date Analyzed	: 03/29/14 18:17
Sample Matrix	: WATER	Dilution Factor	: 1
Analytical Method	: 1,8260C	Analyst	: PD
Lab File ID	: 0329A16	Instrument ID	: VOA101.I
Sample Amount	: 10 ml	GC Column	: RTX-502.2
Level	: LOW	%Solids	: N/A
Extract Volume (MeOH)	: N/A	Injection Volume	: N/A

		ug/L			
CAS NO.	Parameter	Results	RL	MDL	Qualifier
75-09-2	Methylene chloride	ND	2.5	0.70	U
75-34-3	1,1-Dichloroethane	ND	2.5	0.70	U
67-66-3	Chloroform	ND	2.5	0.70	U
56-23-5	Carbon tetrachloride	ND	0.50	0.13	U
78-87-5	1,2-Dichloropropane	ND	1.0	0.13	U
124-48-1	Dibromochloromethane	ND	0.50	0.15	U
79-00-5	1,1,2-Trichloroethane	ND	1.5	0.50	U
127-18-4	Tetrachloroethene	ND	0.50	0.18	U
108-90-7	Chlorobenzene	ND	2.5	0.70	U
75-69-4	Trichlorofluoromethane	ND	2.5	0.70	U
107-06-2	1,2-Dichloroethane	ND	0.50	0.13	U
71-55-6	1,1,1-Trichloroethane	ND	2.5	0.70	U
75-27-4	Bromodichloromethane	ND	0.50	0.19	U
10061-02-6	trans-1,3-Dichloropropene	ND	0.50	0.16	U
10061-01-5	cis-1,3-Dichloropropene	ND	0.50	0.14	U
542-75-6	1,3-Dichloropropene, Total	ND	0.50	0.14	U
75-25-2	Bromoform	ND	2.0	0.65	U
79-34-5	1,1,2,2-Tetrachloroethane	ND	0.50	0.14	U
71-43-2	Benzene	ND	0.50	0.16	U
108-88-3	Toluene	ND	2.5	0.70	U
100-41-4	Ethylbenzene	ND	2.5	0.70	U
74-87-3	Chloromethane	ND	2.5	0.70	U
74-83-9	Bromomethane	ND	2.5	0.70	U
75-01-4	Vinyl chloride	ND	1.0	0.33	U
75-00-3	Chloroethane	ND	2.5	0.70	U
75-35-4	1,1-Dichloroethene	ND	0.50	0.14	U
156-60-5	trans-1,2-Dichloroethene	ND	2.5	0.70	U

Form 1
Volatile Organics

Client	: Tetra Tech GEO	Lab Number	: L1406036
Project Name	: LOCKHEED N. PLAINFIELD	Project Number	: 117-0507600
Lab ID	: L1406036-41	Date Collected	: 03/20/14 15:20
Client ID	: MW-544I	Date Received	: 03/21/14
Sample Location	: N. PLAINFIELD	Date Analyzed	: 03/29/14 18:17
Sample Matrix	: WATER	Dilution Factor	: 1
Analytical Method	: 1,8260C	Analyst	: PD
Lab File ID	: 0329A16	Instrument ID	: VOA101.I
Sample Amount	: 10 ml	GC Column	: RTX-502.2
Level	: LOW	%Solids	: N/A
Extract Volume (MeOH)	: N/A	Injection Volume	: N/A

		ug/L			
CAS NO.	Parameter	Results	RL	MDL	Qualifier
79-01-6	Trichloroethene	0.96	0.50	0.17	
95-50-1	1,2-Dichlorobenzene	ND	2.5	0.70	U
541-73-1	1,3-Dichlorobenzene	ND	2.5	0.70	U
106-46-7	1,4-Dichlorobenzene	ND	2.5	0.70	U
1634-04-4	Methyl tert butyl ether	ND	2.5	0.70	U
179601-23-1	p/m-Xylene	ND	2.5	0.70	U
95-47-6	o-Xylene	ND	2.5	0.70	U
1330-20-7	Xylene (Total)	ND	2.5	0.70	U
156-59-2	cis-1,2-Dichloroethene	ND	2.5	0.70	U
100-42-5	Styrene	ND	2.5	0.70	U
75-71-8	Dichlorodifluoromethane	ND	5.0	1.0	U
67-64-1	Acetone	5.0	5.0	1.0	
75-15-0	Carbon disulfide	ND	5.0	1.0	U
78-93-3	2-Butanone	ND	5.0	1.0	U
108-10-1	4-Methyl-2-pentanone	ND	5.0	1.0	U
591-78-6	2-Hexanone	ND	5.0	1.0	U
74-97-5	Bromochloromethane	ND	2.5	0.70	U
106-93-4	1,2-Dibromoethane	ND	2.0	0.65	U
96-12-8	1,2-Dibromo-3-chloropropane	ND	2.5	0.70	U
98-82-8	Isopropylbenzene	ND	2.5	0.70	U
87-61-6	1,2,3-Trichlorobenzene	ND	2.5	0.70	U
120-82-1	1,2,4-Trichlorobenzene	ND	2.5	0.70	U
79-20-9	Methyl Acetate	ND	2.0	0.65	U
110-82-7	Cyclohexane	ND	10	0.70	U
123-91-1	1,4-Dioxane	ND	250	41.	U
108-87-2	Methyl cyclohexane	ND	10	0.29	U
76-13-1	1,1,2-Trichloro-1,2,2-Trifluoroethane	ND	2.5	0.70	U

Tentatively Identified Compounds
Volatile Organics

Client	: Tetra Tech GEO	Lab Number	: L1406036
Project Name	: LOCKHEED N. PLAINFIELD	Project Number	: 117-0507600
Lab ID	: L1406036-41	Date Collected	: 03/20/14 15:20
Client ID	: MW-544I	Date Received	: 03/21/14
Sample Location	: N. PLAINFIELD	Date Analyzed	: 03/29/14 18:17
Sample Matrix	: WATER	Dilution Factor	: 1
Analytical Method	: 1,8260C	Analyst	: PD
Lab File ID	: 0329A16	Instrument ID	: VOA101.I
Sample Amount	: 10 ml	GC Column	: RTX-502.2
Level	: LOW	%Solids	: N/A
Extract Volume (MeOH)	: N/A	Injection Volume	: N/A

Number TICS found: 0 **Concentration Units: ug/L**

CAS Number	Compound Name	RT	EST. CONC.	Qualifier
	NO TENTATIVELY IDENTIFIED COMPOUNDS			

Form 1
Volatile Organics

Client	: Tetra Tech GEO	Lab Number	: L1406036
Project Name	: LOCKHEED N. PLAINFIELD	Project Number	: 117-0507600
Lab ID	: L1406036-42	Date Collected	: 03/20/14 15:25
Client ID	: MW-544D	Date Received	: 03/21/14
Sample Location	: N. PLAINFIELD	Date Analyzed	: 03/29/14 18:46
Sample Matrix	: WATER	Dilution Factor	: 1
Analytical Method	: 1,8260C	Analyst	: PD
Lab File ID	: 0329A17	Instrument ID	: VOA101.I
Sample Amount	: 10 ml	GC Column	: RTX-502.2
Level	: LOW	%Solids	: N/A
Extract Volume (MeOH)	: N/A	Injection Volume	: N/A

		ug/L			
CAS NO.	Parameter	Results	RL	MDL	Qualifier
75-09-2	Methylene chloride	ND	2.5	0.70	U
75-34-3	1,1-Dichloroethane	ND	2.5	0.70	U
67-66-3	Chloroform	ND	2.5	0.70	U
56-23-5	Carbon tetrachloride	ND	0.50	0.13	U
78-87-5	1,2-Dichloropropane	ND	1.0	0.13	U
124-48-1	Dibromochloromethane	ND	0.50	0.15	U
79-00-5	1,1,2-Trichloroethane	ND	1.5	0.50	U
127-18-4	Tetrachloroethene	ND	0.50	0.18	U
108-90-7	Chlorobenzene	ND	2.5	0.70	U
75-69-4	Trichlorofluoromethane	ND	2.5	0.70	U
107-06-2	1,2-Dichloroethane	ND	0.50	0.13	U
71-55-6	1,1,1-Trichloroethane	ND	2.5	0.70	U
75-27-4	Bromodichloromethane	ND	0.50	0.19	U
10061-02-6	trans-1,3-Dichloropropene	ND	0.50	0.16	U
10061-01-5	cis-1,3-Dichloropropene	ND	0.50	0.14	U
542-75-6	1,3-Dichloropropene, Total	ND	0.50	0.14	U
75-25-2	Bromoform	ND	2.0	0.65	U
79-34-5	1,1,2,2-Tetrachloroethane	ND	0.50	0.14	U
71-43-2	Benzene	ND	0.50	0.16	U
108-88-3	Toluene	ND	2.5	0.70	U
100-41-4	Ethylbenzene	ND	2.5	0.70	U
74-87-3	Chloromethane	ND	2.5	0.70	U
74-83-9	Bromomethane	ND	2.5	0.70	U
75-01-4	Vinyl chloride	ND	1.0	0.33	U
75-00-3	Chloroethane	ND	2.5	0.70	U
75-35-4	1,1-Dichloroethene	ND	0.50	0.14	U
156-60-5	trans-1,2-Dichloroethene	ND	2.5	0.70	U

Form 1
Volatile Organics

Client	: Tetra Tech GEO	Lab Number	: L1406036
Project Name	: LOCKHEED N. PLAINFIELD	Project Number	: 117-0507600
Lab ID	: L1406036-42	Date Collected	: 03/20/14 15:25
Client ID	: MW-544D	Date Received	: 03/21/14
Sample Location	: N. PLAINFIELD	Date Analyzed	: 03/29/14 18:46
Sample Matrix	: WATER	Dilution Factor	: 1
Analytical Method	: 1,8260C	Analyst	: PD
Lab File ID	: 0329A17	Instrument ID	: VOA101.I
Sample Amount	: 10 ml	GC Column	: RTX-502.2
Level	: LOW	%Solids	: N/A
Extract Volume (MeOH)	: N/A	Injection Volume	: N/A

		ug/L			
CAS NO.	Parameter	Results	RL	MDL	Qualifier
79-01-6	Trichloroethene	0.39	0.50	0.17	J
95-50-1	1,2-Dichlorobenzene	ND	2.5	0.70	U
541-73-1	1,3-Dichlorobenzene	ND	2.5	0.70	U
106-46-7	1,4-Dichlorobenzene	ND	2.5	0.70	U
1634-04-4	Methyl tert butyl ether	ND	2.5	0.70	U
179601-23-1	p/m-Xylene	ND	2.5	0.70	U
95-47-6	o-Xylene	ND	2.5	0.70	U
1330-20-7	Xylene (Total)	ND	2.5	0.70	U
156-59-2	cis-1,2-Dichloroethene	ND	2.5	0.70	U
100-42-5	Styrene	ND	2.5	0.70	U
75-71-8	Dichlorodifluoromethane	ND	5.0	1.0	U
67-64-1	Acetone	8.0	5.0	1.0	
75-15-0	Carbon disulfide	ND	5.0	1.0	U
78-93-3	2-Butanone	ND	5.0	1.0	U
108-10-1	4-Methyl-2-pentanone	ND	5.0	1.0	U
591-78-6	2-Hexanone	ND	5.0	1.0	U
74-97-5	Bromochloromethane	ND	2.5	0.70	U
106-93-4	1,2-Dibromoethane	ND	2.0	0.65	U
96-12-8	1,2-Dibromo-3-chloropropane	ND	2.5	0.70	U
98-82-8	Isopropylbenzene	ND	2.5	0.70	U
87-61-6	1,2,3-Trichlorobenzene	ND	2.5	0.70	U
120-82-1	1,2,4-Trichlorobenzene	ND	2.5	0.70	U
79-20-9	Methyl Acetate	ND	2.0	0.65	U
110-82-7	Cyclohexane	ND	10	0.70	U
123-91-1	1,4-Dioxane	ND	250	41.	U
108-87-2	Methyl cyclohexane	ND	10	0.29	U
76-13-1	1,1,2-Trichloro-1,2,2-Trifluoroethane	ND	2.5	0.70	U

Tentatively Identified Compounds
Volatile Organics

Client	: Tetra Tech GEO	Lab Number	: L1406036
Project Name	: LOCKHEED N. PLAINFIELD	Project Number	: 117-0507600
Lab ID	: L1406036-42	Date Collected	: 03/20/14 15:25
Client ID	: MW-544D	Date Received	: 03/21/14
Sample Location	: N. PLAINFIELD	Date Analyzed	: 03/29/14 18:46
Sample Matrix	: WATER	Dilution Factor	: 1
Analytical Method	: 1,8260C	Analyst	: PD
Lab File ID	: 0329A17	Instrument ID	: VOA101.I
Sample Amount	: 10 ml	GC Column	: RTX-502.2
Level	: LOW	%Solids	: N/A
Extract Volume (MeOH)	: N/A	Injection Volume	: N/A

Number TICS found: 0 **Concentration Units: ug/L**

CAS Number	Compound Name	RT	EST. CONC.	Qualifier
	NO TENTATIVELY IDENTIFIED COMPOUNDS			

Form 1
Volatile Organics

Client	: Tetra Tech GEO	Lab Number	: L1406036
Project Name	: LOCKHEED N. PLAINFIELD	Project Number	: 117-0507600
Lab ID	: L1406036-43	Date Collected	: 03/20/14 15:35
Client ID	: PZ-524S	Date Received	: 03/21/14
Sample Location	: N. PLAINFIELD	Date Analyzed	: 03/29/14 19:14
Sample Matrix	: WATER	Dilution Factor	: 1
Analytical Method	: 1,8260C	Analyst	: PD
Lab File ID	: 0329A18	Instrument ID	: VOA101.I
Sample Amount	: 10 ml	GC Column	: RTX-502.2
Level	: LOW	%Solids	: N/A
Extract Volume (MeOH)	: N/A	Injection Volume	: N/A

		ug/L			
CAS NO.	Parameter	Results	RL	MDL	Qualifier
75-09-2	Methylene chloride	ND	2.5	0.70	U
75-34-3	1,1-Dichloroethane	ND	2.5	0.70	U
67-66-3	Chloroform	5.8	2.5	0.70	
56-23-5	Carbon tetrachloride	ND	0.50	0.13	U
78-87-5	1,2-Dichloropropane	ND	1.0	0.13	U
124-48-1	Dibromochloromethane	ND	0.50	0.15	U
79-00-5	1,1,2-Trichloroethane	ND	1.5	0.50	U
127-18-4	Tetrachloroethene	ND	0.50	0.18	U
108-90-7	Chlorobenzene	ND	2.5	0.70	U
75-69-4	Trichlorofluoromethane	ND	2.5	0.70	U
107-06-2	1,2-Dichloroethane	ND	0.50	0.13	U
71-55-6	1,1,1-Trichloroethane	ND	2.5	0.70	U
75-27-4	Bromodichloromethane	ND	0.50	0.19	U
10061-02-6	trans-1,3-Dichloropropene	ND	0.50	0.16	U
10061-01-5	cis-1,3-Dichloropropene	ND	0.50	0.14	U
542-75-6	1,3-Dichloropropene, Total	ND	0.50	0.14	U
75-25-2	Bromoform	ND	2.0	0.65	U
79-34-5	1,1,2,2-Tetrachloroethane	ND	0.50	0.14	U
71-43-2	Benzene	ND	0.50	0.16	U
108-88-3	Toluene	ND	2.5	0.70	U
100-41-4	Ethylbenzene	ND	2.5	0.70	U
74-87-3	Chloromethane	ND	2.5	0.70	U
74-83-9	Bromomethane	ND	2.5	0.70	U
75-01-4	Vinyl chloride	ND	1.0	0.33	U
75-00-3	Chloroethane	ND	2.5	0.70	U
75-35-4	1,1-Dichloroethene	ND	0.50	0.14	U
156-60-5	trans-1,2-Dichloroethene	ND	2.5	0.70	U

Form 1
Volatile Organics

Client	: Tetra Tech GEO	Lab Number	: L1406036
Project Name	: LOCKHEED N. PLAINFIELD	Project Number	: 117-0507600
Lab ID	: L1406036-43	Date Collected	: 03/20/14 15:35
Client ID	: PZ-524S	Date Received	: 03/21/14
Sample Location	: N. PLAINFIELD	Date Analyzed	: 03/29/14 19:14
Sample Matrix	: WATER	Dilution Factor	: 1
Analytical Method	: 1,8260C	Analyst	: PD
Lab File ID	: 0329A18	Instrument ID	: VOA101.I
Sample Amount	: 10 ml	GC Column	: RTX-502.2
Level	: LOW	%Solids	: N/A
Extract Volume (MeOH)	: N/A	Injection Volume	: N/A

		ug/L			
CAS NO.	**Parameter**	**Results**	**RL**	**MDL**	**Qualifier**
79-01-6	Trichloroethene	ND	0.50	0.17	U
95-50-1	1,2-Dichlorobenzene	ND	2.5	0.70	U
541-73-1	1,3-Dichlorobenzene	ND	2.5	0.70	U
106-46-7	1,4-Dichlorobenzene	ND	2.5	0.70	U
1634-04-4	Methyl tert butyl ether	ND	2.5	0.70	U
179601-23-1	p/m-Xylene	ND	2.5	0.70	U
95-47-6	o-Xylene	ND	2.5	0.70	U
1330-20-7	Xylene (Total)	ND	2.5	0.70	U
156-59-2	cis-1,2-Dichloroethene	ND	2.5	0.70	U
100-42-5	Styrene	ND	2.5	0.70	U
75-71-8	Dichlorodifluoromethane	ND	5.0	1.0	U
67-64-1	Acetone	7.1	5.0	1.0	
75-15-0	Carbon disulfide	ND	5.0	1.0	U
78-93-3	2-Butanone	ND	5.0	1.0	U
108-10-1	4-Methyl-2-pentanone	ND	5.0	1.0	U
591-78-6	2-Hexanone	ND	5.0	1.0	U
74-97-5	Bromochloromethane	ND	2.5	0.70	U
106-93-4	1,2-Dibromoethane	ND	2.0	0.65	U
96-12-8	1,2-Dibromo-3-chloropropane	ND	2.5	0.70	U
98-82-8	Isopropylbenzene	ND	2.5	0.70	U
87-61-6	1,2,3-Trichlorobenzene	ND	2.5	0.70	U
120-82-1	1,2,4-Trichlorobenzene	ND	2.5	0.70	U
79-20-9	Methyl Acetate	ND	2.0	0.65	U
110-82-7	Cyclohexane	ND	10	0.70	U
123-91-1	1,4-Dioxane	ND	250	41.	U
108-87-2	Methyl cyclohexane	ND	10	0.29	U
76-13-1	1,1,2-Trichloro-1,2,2-Trifluoroethane	ND	2.5	0.70	U

Tentatively Identified Compounds
Volatile Organics

Client	: Tetra Tech GEO	Lab Number	: L1406036
Project Name	: LOCKHEED N. PLAINFIELD	Project Number	: 117-0507600
Lab ID	: L1406036-43	Date Collected	: 03/20/14 15:35
Client ID	: PZ-524S	Date Received	: 03/21/14
Sample Location	: N. PLAINFIELD	Date Analyzed	: 03/29/14 19:14
Sample Matrix	: WATER	Dilution Factor	: 1
Analytical Method	: 1,8260C	Analyst	: PD
Lab File ID	: 0329A18	Instrument ID	: VOA101.I
Sample Amount	: 10 ml	GC Column	: RTX-502.2
Level	: LOW	%Solids	: N/A
Extract Volume (MeOH)	: N/A	Injection Volume	: N/A

Number TICS found: 0 **Concentration Units: ug/L**

CAS Number	Compound Name	RT	EST. CONC.	Qualifier
	NO TENTATIVELY IDENTIFIED COMPOUNDS			

Form 1
Volatile Organics

Client	: Tetra Tech GEO	Lab Number	: L1406036
Project Name	: LOCKHEED N. PLAINFIELD	Project Number	: 117-0507600
Lab ID	: L1406036-44	Date Collected	: 03/20/14 15:40
Client ID	: PZ-524I	Date Received	: 03/21/14
Sample Location	: N. PLAINFIELD	Date Analyzed	: 03/29/14 19:43
Sample Matrix	: WATER	Dilution Factor	: 1
Analytical Method	: 1,8260C	Analyst	: PD
Lab File ID	: 0329A19	Instrument ID	: VOA101.I
Sample Amount	: 10 ml	GC Column	: RTX-502.2
Level	: LOW	%Solids	: N/A
Extract Volume (MeOH)	: N/A	Injection Volume	: N/A

		ug/L			
CAS NO.	Parameter	Results	RL	MDL	Qualifier
75-09-2	Methylene chloride	ND	2.5	0.70	U
75-34-3	1,1-Dichloroethane	ND	2.5	0.70	U
67-66-3	Chloroform	2.8	2.5	0.70	
56-23-5	Carbon tetrachloride	ND	0.50	0.13	U
78-87-5	1,2-Dichloropropane	ND	1.0	0.13	U
124-48-1	Dibromochloromethane	ND	0.50	0.15	U
79-00-5	1,1,2-Trichloroethane	ND	1.5	0.50	U
127-18-4	Tetrachloroethene	99	0.50	0.18	
108-90-7	Chlorobenzene	ND	2.5	0.70	U
75-69-4	Trichlorofluoromethane	ND	2.5	0.70	U
107-06-2	1,2-Dichloroethane	ND	0.50	0.13	U
71-55-6	1,1,1-Trichloroethane	ND	2.5	0.70	U
75-27-4	Bromodichloromethane	ND	0.50	0.19	U
10061-02-6	trans-1,3-Dichloropropene	ND	0.50	0.16	U
10061-01-5	cis-1,3-Dichloropropene	ND	0.50	0.14	U
542-75-6	1,3-Dichloropropene, Total	ND	0.50	0.14	U
75-25-2	Bromoform	ND	2.0	0.65	U
79-34-5	1,1,2,2-Tetrachloroethane	ND	0.50	0.14	U
71-43-2	Benzene	ND	0.50	0.16	U
108-88-3	Toluene	ND	2.5	0.70	U
100-41-4	Ethylbenzene	ND	2.5	0.70	U
74-87-3	Chloromethane	ND	2.5	0.70	U
74-83-9	Bromomethane	ND	2.5	0.70	U
75-01-4	Vinyl chloride	ND	1.0	0.33	U
75-00-3	Chloroethane	ND	2.5	0.70	U
75-35-4	1,1-Dichloroethene	ND	0.50	0.14	U
156-60-5	trans-1,2-Dichloroethene	ND	2.5	0.70	U

Form 1
Volatile Organics

Client	: Tetra Tech GEO	Lab Number	: L1406036
Project Name	: LOCKHEED N. PLAINFIELD	Project Number	: 117-0507600
Lab ID	: L1406036-44	Date Collected	: 03/20/14 15:40
Client ID	: PZ-524I	Date Received	: 03/21/14
Sample Location	: N. PLAINFIELD	Date Analyzed	: 03/29/14 19:43
Sample Matrix	: WATER	Dilution Factor	: 1
Analytical Method	: 1,8260C	Analyst	: PD
Lab File ID	: 0329A19	Instrument ID	: VOA101.I
Sample Amount	: 10 ml	GC Column	: RTX-502.2
Level	: LOW	%Solids	: N/A
Extract Volume (MeOH)	: N/A	Injection Volume	: N/A

		ug/L			
CAS NO.	Parameter	Results	RL	MDL	Qualifier
79-01-6	Trichloroethene	3.2	0.50	0.17	
95-50-1	1,2-Dichlorobenzene	ND	2.5	0.70	U
541-73-1	1,3-Dichlorobenzene	ND	2.5	0.70	U
106-46-7	1,4-Dichlorobenzene	ND	2.5	0.70	U
1634-04-4	Methyl tert butyl ether	ND	2.5	0.70	U
179601-23-1	p/m-Xylene	ND	2.5	0.70	U
95-47-6	o-Xylene	ND	2.5	0.70	U
1330-20-7	Xylene (Total)	ND	2.5	0.70	U
156-59-2	cis-1,2-Dichloroethene	2.2	2.5	0.70	J
100-42-5	Styrene	ND	2.5	0.70	U
75-71-8	Dichlorodifluoromethane	ND	5.0	1.0	U
67-64-1	Acetone	5.9	5.0	1.0	
75-15-0	Carbon disulfide	ND	5.0	1.0	U
78-93-3	2-Butanone	ND	5.0	1.0	U
108-10-1	4-Methyl-2-pentanone	ND	5.0	1.0	U
591-78-6	2-Hexanone	ND	5.0	1.0	U
74-97-5	Bromochloromethane	ND	2.5	0.70	U
106-93-4	1,2-Dibromoethane	ND	2.0	0.65	U
96-12-8	1,2-Dibromo-3-chloropropane	ND	2.5	0.70	U
98-82-8	Isopropylbenzene	ND	2.5	0.70	U
87-61-6	1,2,3-Trichlorobenzene	ND	2.5	0.70	U
120-82-1	1,2,4-Trichlorobenzene	ND	2.5	0.70	U
79-20-9	Methyl Acetate	ND	2.0	0.65	U
110-82-7	Cyclohexane	ND	10	0.70	U
123-91-1	1,4-Dioxane	ND	250	41.	U
108-87-2	Methyl cyclohexane	ND	10	0.29	U
76-13-1	1,1,2-Trichloro-1,2,2-Trifluoroethane	ND	2.5	0.70	U

Tentatively Identified Compounds
Volatile Organics

Client	: Tetra Tech GEO	Lab Number	: L1406036
Project Name	: LOCKHEED N. PLAINFIELD	Project Number	: 117-0507600
Lab ID	: L1406036-44	Date Collected	: 03/20/14 15:40
Client ID	: PZ-524I	Date Received	: 03/21/14
Sample Location	: N. PLAINFIELD	Date Analyzed	: 03/29/14 19:43
Sample Matrix	: WATER	Dilution Factor	: 1
Analytical Method	: 1,8260C	Analyst	: PD
Lab File ID	: 0329A19	Instrument ID	: VOA101.I
Sample Amount	: 10 ml	GC Column	: RTX-502.2
Level	: LOW	%Solids	: N/A
Extract Volume (MeOH)	: N/A	Injection Volume	: N/A

Number TICS found: 0 **Concentration Units: ug/L**

CAS Number	Compound Name	RT	EST. CONC.	Qualifier
	NO TENTATIVELY IDENTIFIED COMPOUNDS			

Form 1
Volatile Organics

Client	: Tetra Tech GEO	Lab Number	: L1406036
Project Name	: LOCKHEED N. PLAINFIELD	Project Number	: 117-0507600
Lab ID	: L1406036-45	Date Collected	: 03/20/14 15:45
Client ID	: PZ-524D	Date Received	: 03/21/14
Sample Location	: N. PLAINFIELD	Date Analyzed	: 03/29/14 20:12
Sample Matrix	: WATER	Dilution Factor	: 1
Analytical Method	: 1,8260C	Analyst	: PD
Lab File ID	: 0329A20	Instrument ID	: VOA101.I
Sample Amount	: 10 ml	GC Column	: RTX-502.2
Level	: LOW	%Solids	: N/A
Extract Volume (MeOH)	: N/A	Injection Volume	: N/A

		ug/L			
CAS NO.	Parameter	Results	RL	MDL	Qualifier
75-09-2	Methylene chloride	ND	2.5	0.70	U
75-34-3	1,1-Dichloroethane	ND	2.5	0.70	U
67-66-3	Chloroform	1.7	2.5	0.70	J
56-23-5	Carbon tetrachloride	ND	0.50	0.13	U
78-87-5	1,2-Dichloropropane	ND	1.0	0.13	U
124-48-1	Dibromochloromethane	ND	0.50	0.15	U
79-00-5	1,1,2-Trichloroethane	ND	1.5	0.50	U
127-18-4	Tetrachloroethene	52	0.50	0.18	
108-90-7	Chlorobenzene	ND	2.5	0.70	U
75-69-4	Trichlorofluoromethane	ND	2.5	0.70	U
107-06-2	1,2-Dichloroethane	ND	0.50	0.13	U
71-55-6	1,1,1-Trichloroethane	ND	2.5	0.70	U
75-27-4	Bromodichloromethane	ND	0.50	0.19	U
10061-02-6	trans-1,3-Dichloropropene	ND	0.50	0.16	U
10061-01-5	cis-1,3-Dichloropropene	ND	0.50	0.14	U
542-75-6	1,3-Dichloropropene, Total	ND	0.50	0.14	U
75-25-2	Bromoform	ND	2.0	0.65	U
79-34-5	1,1,2,2-Tetrachloroethane	ND	0.50	0.14	U
71-43-2	Benzene	ND	0.50	0.16	U
108-88-3	Toluene	ND	2.5	0.70	U
100-41-4	Ethylbenzene	ND	2.5	0.70	U
74-87-3	Chloromethane	ND	2.5	0.70	U
74-83-9	Bromomethane	ND	2.5	0.70	U
75-01-4	Vinyl chloride	ND	1.0	0.33	U
75-00-3	Chloroethane	ND	2.5	0.70	U
75-35-4	1,1-Dichloroethene	ND	0.50	0.14	U
156-60-5	trans-1,2-Dichloroethene	ND	2.5	0.70	U

Form 1
Volatile Organics

Client	: Tetra Tech GEO	Lab Number	: L1406036
Project Name	: LOCKHEED N. PLAINFIELD	Project Number	: 117-0507600
Lab ID	: L1406036-45	Date Collected	: 03/20/14 15:45
Client ID	: PZ-524D	Date Received	: 03/21/14
Sample Location	: N. PLAINFIELD	Date Analyzed	: 03/29/14 20:12
Sample Matrix	: WATER	Dilution Factor	: 1
Analytical Method	: 1,8260C	Analyst	: PD
Lab File ID	: 0329A20	Instrument ID	: VOA101.I
Sample Amount	: 10 ml	GC Column	: RTX-502.2
Level	: LOW	%Solids	: N/A
Extract Volume (MeOH)	: N/A	Injection Volume	: N/A

		ug/L			
CAS NO.	Parameter	Results	RL	MDL	Qualifier
79-01-6	Trichloroethene	2.9	0.50	0.17	
95-50-1	1,2-Dichlorobenzene	ND	2.5	0.70	U
541-73-1	1,3-Dichlorobenzene	ND	2.5	0.70	U
106-46-7	1,4-Dichlorobenzene	ND	2.5	0.70	U
1634-04-4	Methyl tert butyl ether	ND	2.5	0.70	U
179601-23-1	p/m-Xylene	ND	2.5	0.70	U
95-47-6	o-Xylene	ND	2.5	0.70	U
1330-20-7	Xylene (Total)	ND	2.5	0.70	U
156-59-2	cis-1,2-Dichloroethene	0.93	2.5	0.70	J
100-42-5	Styrene	ND	2.5	0.70	U
75-71-8	Dichlorodifluoromethane	ND	5.0	1.0	U
67-64-1	Acetone	9.2	5.0	1.0	
75-15-0	Carbon disulfide	ND	5.0	1.0	U
78-93-3	2-Butanone	ND	5.0	1.0	U
108-10-1	4-Methyl-2-pentanone	ND	5.0	1.0	U
591-78-6	2-Hexanone	ND	5.0	1.0	U
74-97-5	Bromochloromethane	ND	2.5	0.70	U
106-93-4	1,2-Dibromoethane	ND	2.0	0.65	U
96-12-8	1,2-Dibromo-3-chloropropane	ND	2.5	0.70	U
98-82-8	Isopropylbenzene	ND	2.5	0.70	U
87-61-6	1,2,3-Trichlorobenzene	ND	2.5	0.70	U
120-82-1	1,2,4-Trichlorobenzene	ND	2.5	0.70	U
79-20-9	Methyl Acetate	ND	2.0	0.65	U
110-82-7	Cyclohexane	ND	10	0.70	U
123-91-1	1,4-Dioxane	ND	250	41.	U
108-87-2	Methyl cyclohexane	ND	10	0.29	U
76-13-1	1,1,2-Trichloro-1,2,2-Trifluoroethane	ND	2.5	0.70	U

Tentatively Identified Compounds
Volatile Organics

Client	: Tetra Tech GEO	Lab Number	: L1406036
Project Name	: LOCKHEED N. PLAINFIELD	Project Number	: 117-0507600
Lab ID	: L1406036-45	Date Collected	: 03/20/14 15:45
Client ID	: PZ-524D	Date Received	: 03/21/14
Sample Location	: N. PLAINFIELD	Date Analyzed	: 03/29/14 20:12
Sample Matrix	: WATER	Dilution Factor	: 1
Analytical Method	: 1,8260C	Analyst	: PD
Lab File ID	: 0329A20	Instrument ID	: VOA101.I
Sample Amount	: 10 ml	GC Column	: RTX-502.2
Level	: LOW	%Solids	: N/A
Extract Volume (MeOH)	: N/A	Injection Volume	: N/A

Number TICS found: 0 **Concentration Units: ug/L**

CAS Number	Compound Name	RT	EST. CONC.	Qualifier
	NO TENTATIVELY IDENTIFIED COMPOUNDS			

Form 1
Volatile Organics

Client	: Tetra Tech GEO	Lab Number	: L1406036
Project Name	: LOCKHEED N. PLAINFIELD	Project Number	: 117-0507600
Lab ID	: L1406036-46	Date Collected	: 03/20/14 16:00
Client ID	: FIELD BLANK-032014	Date Received	: 03/21/14
Sample Location	: N. PLAINFIELD	Date Analyzed	: 03/29/14 20:41
Sample Matrix	: WATER	Dilution Factor	: 1
Analytical Method	: 1,8260C	Analyst	: PD
Lab File ID	: 0329A21	Instrument ID	: VOA101.I
Sample Amount	: 10 ml	GC Column	: RTX-502.2
Level	: LOW	%Solids	: N/A
Extract Volume (MeOH)	: N/A	Injection Volume	: N/A

		ug/L			
CAS NO.	Parameter	Results	RL	MDL	Qualifier
75-09-2	Methylene chloride	ND	2.5	0.70	U
75-34-3	1,1-Dichloroethane	ND	2.5	0.70	U
67-66-3	Chloroform	ND	2.5	0.70	U
56-23-5	Carbon tetrachloride	ND	0.50	0.13	U
78-87-5	1,2-Dichloropropane	ND	1.0	0.13	U
124-48-1	Dibromochloromethane	ND	0.50	0.15	U
79-00-5	1,1,2-Trichloroethane	ND	1.5	0.50	U
127-18-4	Tetrachloroethene	0.42	0.50	0.18	J
108-90-7	Chlorobenzene	ND	2.5	0.70	U
75-69-4	Trichlorofluoromethane	ND	2.5	0.70	U
107-06-2	1,2-Dichloroethane	ND	0.50	0.13	U
71-55-6	1,1,1-Trichloroethane	ND	2.5	0.70	U
75-27-4	Bromodichloromethane	ND	0.50	0.19	U
10061-02-6	trans-1,3-Dichloropropene	ND	0.50	0.16	U
10061-01-5	cis-1,3-Dichloropropene	ND	0.50	0.14	U
542-75-6	1,3-Dichloropropene, Total	ND	0.50	0.14	U
75-25-2	Bromoform	ND	2.0	0.65	U
79-34-5	1,1,2,2-Tetrachloroethane	ND	0.50	0.14	U
71-43-2	Benzene	ND	0.50	0.16	U
108-88-3	Toluene	ND	2.5	0.70	U
100-41-4	Ethylbenzene	ND	2.5	0.70	U
74-87-3	Chloromethane	ND	2.5	0.70	U
74-83-9	Bromomethane	ND	2.5	0.70	U
75-01-4	Vinyl chloride	ND	1.0	0.33	U
75-00-3	Chloroethane	ND	2.5	0.70	U
75-35-4	1,1-Dichloroethene	ND	0.50	0.14	U
156-60-5	trans-1,2-Dichloroethene	ND	2.5	0.70	U

Form 1
Volatile Organics

Client	: Tetra Tech GEO	Lab Number	: L1406036
Project Name	: LOCKHEED N. PLAINFIELD	Project Number	: 117-0507600
Lab ID	: L1406036-46	Date Collected	: 03/20/14 16:00
Client ID	: FIELD BLANK-032014	Date Received	: 03/21/14
Sample Location	: N. PLAINFIELD	Date Analyzed	: 03/29/14 20:41
Sample Matrix	: WATER	Dilution Factor	: 1
Analytical Method	: 1,8260C	Analyst	: PD
Lab File ID	: 0329A21	Instrument ID	: VOA101.I
Sample Amount	: 10 ml	GC Column	: RTX-502.2
Level	: LOW	%Solids	: N/A
Extract Volume (MeOH)	: N/A	Injection Volume	: N/A

		ug/L			
CAS NO.	**Parameter**	**Results**	**RL**	**MDL**	**Qualifier**
79-01-6	Trichloroethene	ND	0.50	0.17	U
95-50-1	1,2-Dichlorobenzene	ND	2.5	0.70	U
541-73-1	1,3-Dichlorobenzene	ND	2.5	0.70	U
106-46-7	1,4-Dichlorobenzene	ND	2.5	0.70	U
1634-04-4	Methyl tert butyl ether	ND	2.5	0.70	U
179601-23-1	p/m-Xylene	ND	2.5	0.70	U
95-47-6	o-Xylene	ND	2.5	0.70	U
1330-20-7	Xylene (Total)	ND	2.5	0.70	U
156-59-2	cis-1,2-Dichloroethene	ND	2.5	0.70	U
100-42-5	Styrene	ND	2.5	0.70	U
75-71-8	Dichlorodifluoromethane	ND	5.0	1.0	U
67-64-1	Acetone	ND	5.0	1.0	U
75-15-0	Carbon disulfide	ND	5.0	1.0	U
78-93-3	2-Butanone	ND	5.0	1.0	U
108-10-1	4-Methyl-2-pentanone	ND	5.0	1.0	U
591-78-6	2-Hexanone	ND	5.0	1.0	U
74-97-5	Bromochloromethane	ND	2.5	0.70	U
106-93-4	1,2-Dibromoethane	ND	2.0	0.65	U
96-12-8	1,2-Dibromo-3-chloropropane	ND	2.5	0.70	U
98-82-8	Isopropylbenzene	ND	2.5	0.70	U
87-61-6	1,2,3-Trichlorobenzene	ND	2.5	0.70	U
120-82-1	1,2,4-Trichlorobenzene	ND	2.5	0.70	U
79-20-9	Methyl Acetate	ND	2.0	0.65	U
110-82-7	Cyclohexane	ND	10	0.70	U
123-91-1	1,4-Dioxane	ND	250	41.	U
108-87-2	Methyl cyclohexane	ND	10	0.29	U
76-13-1	1,1,2-Trichloro-1,2,2-Trifluoroethane	ND	2.5	0.70	U

Tentatively Identified Compounds
Volatile Organics

Client	: Tetra Tech GEO	Lab Number	: L1406036
Project Name	: LOCKHEED N. PLAINFIELD	Project Number	: 117-0507600
Lab ID	: L1406036-46	Date Collected	: 03/20/14 16:00
Client ID	: FIELD BLANK-032014	Date Received	: 03/21/14
Sample Location	: N. PLAINFIELD	Date Analyzed	: 03/29/14 20:41
Sample Matrix	: WATER	Dilution Factor	: 1
Analytical Method	: 1,8260C	Analyst	: PD
Lab File ID	: 0329A21	Instrument ID	: VOA101.I
Sample Amount	: 10 ml	GC Column	: RTX-502.2
Level	: LOW	%Solids	: N/A
Extract Volume (MeOH)	: N/A	Injection Volume	: N/A

Number TICS found: 0 **Concentration Units: ug/L**

CAS Number	Compound Name	RT	EST. CONC.	Qualifier
	NO TENTATIVELY IDENTIFIED COMPOUNDS			

Form 1
Volatile Organics

Client	: Tetra Tech GEO	Lab Number	: L1406036
Project Name	: LOCKHEED N. PLAINFIELD	Project Number	: 117-0507600
Lab ID	: L1406036-47	Date Collected	: 03/19/14 00:00
Client ID	: TRIP BLANK	Date Received	: 03/21/14
Sample Location	: N. PLAINFIELD	Date Analyzed	: 03/29/14 21:10
Sample Matrix	: WATER	Dilution Factor	: 1
Analytical Method	: 1,8260C	Analyst	: PD
Lab File ID	: 0329A22	Instrument ID	: VOA101.I
Sample Amount	: 10 ml	GC Column	: RTX-502.2
Level	: LOW	%Solids	: N/A
Extract Volume (MeOH)	: N/A	Injection Volume	: N/A

		ug/L			
CAS NO.	Parameter	Results	RL	MDL	Qualifier
75-09-2	Methylene chloride	ND	2.5	0.70	U
75-34-3	1,1-Dichloroethane	ND	2.5	0.70	U
67-66-3	Chloroform	ND	2.5	0.70	U
56-23-5	Carbon tetrachloride	ND	0.50	0.13	U
78-87-5	1,2-Dichloropropane	ND	1.0	0.13	U
124-48-1	Dibromochloromethane	ND	0.50	0.15	U
79-00-5	1,1,2-Trichloroethane	ND	1.5	0.50	U
127-18-4	Tetrachloroethene	0.21	0.50	0.18	J
108-90-7	Chlorobenzene	ND	2.5	0.70	U
75-69-4	Trichlorofluoromethane	ND	2.5	0.70	U
107-06-2	1,2-Dichloroethane	ND	0.50	0.13	U
71-55-6	1,1,1-Trichloroethane	ND	2.5	0.70	U
75-27-4	Bromodichloromethane	ND	0.50	0.19	U
10061-02-6	trans-1,3-Dichloropropene	ND	0.50	0.16	U
10061-01-5	cis-1,3-Dichloropropene	ND	0.50	0.14	U
542-75-6	1,3-Dichloropropene, Total	ND	0.50	0.14	U
75-25-2	Bromoform	ND	2.0	0.65	U
79-34-5	1,1,2,2-Tetrachloroethane	ND	0.50	0.14	U
71-43-2	Benzene	ND	0.50	0.16	U
108-88-3	Toluene	ND	2.5	0.70	U
100-41-4	Ethylbenzene	ND	2.5	0.70	U
74-87-3	Chloromethane	ND	2.5	0.70	U
74-83-9	Bromomethane	ND	2.5	0.70	U
75-01-4	Vinyl chloride	ND	1.0	0.33	U
75-00-3	Chloroethane	ND	2.5	0.70	U
75-35-4	1,1-Dichloroethene	ND	0.50	0.14	U
156-60-5	trans-1,2-Dichloroethene	ND	2.5	0.70	U

Form 1
Volatile Organics

Client	: Tetra Tech GEO	Lab Number	: L1406036
Project Name	: LOCKHEED N. PLAINFIELD	Project Number	: 117-0507600
Lab ID	: L1406036-47	Date Collected	: 03/19/14 00:00
Client ID	: TRIP BLANK	Date Received	: 03/21/14
Sample Location	: N. PLAINFIELD	Date Analyzed	: 03/29/14 21:10
Sample Matrix	: WATER	Dilution Factor	: 1
Analytical Method	: 1,8260C	Analyst	: PD
Lab File ID	: 0329A22	Instrument ID	: VOA101.I
Sample Amount	: 10 ml	GC Column	: RTX-502.2
Level	: LOW	%Solids	: N/A
Extract Volume (MeOH)	: N/A	Injection Volume	: N/A

		ug/L			
CAS NO.	Parameter	Results	RL	MDL	Qualifier
79-01-6	Trichloroethene	ND	0.50	0.17	U
95-50-1	1,2-Dichlorobenzene	ND	2.5	0.70	U
541-73-1	1,3-Dichlorobenzene	ND	2.5	0.70	U
106-46-7	1,4-Dichlorobenzene	ND	2.5	0.70	U
1634-04-4	Methyl tert butyl ether	ND	2.5	0.70	U
179601-23-1	p/m-Xylene	ND	2.5	0.70	U
95-47-6	o-Xylene	ND	2.5	0.70	U
1330-20-7	Xylene (Total)	ND	2.5	0.70	U
156-59-2	cis-1,2-Dichloroethene	ND	2.5	0.70	U
100-42-5	Styrene	ND	2.5	0.70	U
75-71-8	Dichlorodifluoromethane	ND	5.0	1.0	U
67-64-1	Acetone	ND	5.0	1.0	U
75-15-0	Carbon disulfide	ND	5.0	1.0	U
78-93-3	2-Butanone	ND	5.0	1.0	U
108-10-1	4-Methyl-2-pentanone	ND	5.0	1.0	U
591-78-6	2-Hexanone	ND	5.0	1.0	U
74-97-5	Bromochloromethane	ND	2.5	0.70	U
106-93-4	1,2-Dibromoethane	ND	2.0	0.65	U
96-12-8	1,2-Dibromo-3-chloropropane	ND	2.5	0.70	U
98-82-8	Isopropylbenzene	ND	2.5	0.70	U
87-61-6	1,2,3-Trichlorobenzene	ND	2.5	0.70	U
120-82-1	1,2,4-Trichlorobenzene	ND	2.5	0.70	U
79-20-9	Methyl Acetate	ND	2.0	0.65	U
110-82-7	Cyclohexane	ND	10	0.70	U
123-91-1	1,4-Dioxane	ND	250	41.	U
108-87-2	Methyl cyclohexane	ND	10	0.29	U
76-13-1	1,1,2-Trichloro-1,2,2-Trifluoroethane	ND	2.5	0.70	U

Tentatively Identified Compounds
Volatile Organics

Client	: Tetra Tech GEO	Lab Number	: L1406036
Project Name	: LOCKHEED N. PLAINFIELD	Project Number	: 117-0507600
Lab ID	: L1406036-47	Date Collected	: 03/19/14 00:00
Client ID	: TRIP BLANK	Date Received	: 03/21/14
Sample Location	: N. PLAINFIELD	Date Analyzed	: 03/29/14 21:10
Sample Matrix	: WATER	Dilution Factor	: 1
Analytical Method	: 1,8260C	Analyst	: PD
Lab File ID	: 0329A22	Instrument ID	: VOA101.I
Sample Amount	: 10 ml	GC Column	: RTX-502.2
Level	: LOW	%Solids	: N/A
Extract Volume (MeOH)	: N/A	Injection Volume	: N/A

Number TICS found: 0 **Concentration Units: ug/L**

CAS Number	Compound Name	RT	EST. CONC.	Qualifier
	NO TENTATIVELY IDENTIFIED COMPOUNDS			

Form 1
Volatile Organics

Client	: Tetra Tech GEO	Lab Number	: L1406036
Project Name	: LOCKHEED N. PLAINFIELD	Project Number	: 117-0507600
Lab ID	: L1406036-48D	Date Collected	: 03/20/14 00:00
Client ID	: DUP-01	Date Received	: 03/21/14
Sample Location	: N. PLAINFIELD	Date Analyzed	: 03/29/14 22:13
Sample Matrix	: WATER	Dilution Factor	: 2.5
Analytical Method	: 1,8260C	Analyst	: MS
Lab File ID	: 0329A20	Instrument ID	: GONZO.I
Sample Amount	: 4 ml	GC Column	: RTX-502.2
Level	: LOW	%Solids	: N/A
Extract Volume (MeOH)	: N/A	Injection Volume	: N/A

		ug/L			
CAS NO.	**Parameter**	**Results**	**RL**	**MDL**	**Qualifier**
75-09-2	Methylene chloride	ND	6.2	1.8	U
75-34-3	1,1-Dichloroethane	ND	6.2	1.8	U
67-66-3	Chloroform	ND	6.2	1.8	U
56-23-5	Carbon tetrachloride	ND	1.2	0.34	U
78-87-5	1,2-Dichloropropane	ND	2.5	0.33	U
124-48-1	Dibromochloromethane	ND	1.2	0.37	U
79-00-5	1,1,2-Trichloroethane	ND	3.8	1.2	U
127-18-4	Tetrachloroethene	0.96	1.2	0.45	J
108-90-7	Chlorobenzene	ND	6.2	1.8	U
75-69-4	Trichlorofluoromethane	ND	6.2	1.8	U
107-06-2	1,2-Dichloroethane	ND	1.2	0.33	U
71-55-6	1,1,1-Trichloroethane	ND	6.2	1.8	U
75-27-4	Bromodichloromethane	ND	1.2	0.48	U
10061-02-6	trans-1,3-Dichloropropene	ND	1.2	0.41	U
10061-01-5	cis-1,3-Dichloropropene	ND	1.2	0.36	U
542-75-6	1,3-Dichloropropene, Total	ND	1.2	0.36	U
75-25-2	Bromoform	ND	5.0	1.6	U
79-34-5	1,1,2,2-Tetrachloroethane	ND	1.2	0.36	U
71-43-2	Benzene	ND	1.2	0.40	U
108-88-3	Toluene	ND	6.2	1.8	U
100-41-4	Ethylbenzene	ND	6.2	1.8	U
74-87-3	Chloromethane	ND	6.2	1.8	U
74-83-9	Bromomethane	ND	6.2	1.8	U
75-01-4	Vinyl chloride	ND	2.5	0.82	U
75-00-3	Chloroethane	ND	6.2	1.8	U
75-35-4	1,1-Dichloroethene	ND	1.2	0.35	U
156-60-5	trans-1,2-Dichloroethene	ND	6.2	1.8	U

Form 1
Volatile Organics

Client	: Tetra Tech GEO	Lab Number	: L1406036
Project Name	: LOCKHEED N. PLAINFIELD	Project Number	: 117-0507600
Lab ID	: L1406036-48D	Date Collected	: 03/20/14 00:00
Client ID	: DUP-01	Date Received	: 03/21/14
Sample Location	: N. PLAINFIELD	Date Analyzed	: 03/29/14 22:13
Sample Matrix	: WATER	Dilution Factor	: 2.5
Analytical Method	: 1,8260C	Analyst	: MS
Lab File ID	: 0329A20	Instrument ID	: GONZO.I
Sample Amount	: 4 ml	GC Column	: RTX-502.2
Level	: LOW	%Solids	: N/A
Extract Volume (MeOH)	: N/A	Injection Volume	: N/A

		ug/L			
CAS NO.	**Parameter**	**Results**	**RL**	**MDL**	**Qualifier**
79-01-6	Trichloroethene	330	1.2	0.44	
95-50-1	1,2-Dichlorobenzene	ND	6.2	1.8	U
541-73-1	1,3-Dichlorobenzene	ND	6.2	1.8	U
106-46-7	1,4-Dichlorobenzene	ND	6.2	1.8	U
1634-04-4	Methyl tert butyl ether	ND	6.2	1.8	U
179601-23-1	p/m-Xylene	ND	6.2	1.8	U
95-47-6	o-Xylene	ND	6.2	1.8	U
1330-20-7	Xylene (Total)	ND	6.2	1.8	U
156-59-2	cis-1,2-Dichloroethene	2.6	6.2	1.8	J
100-42-5	Styrene	ND	6.2	1.8	U
75-71-8	Dichlorodifluoromethane	ND	12	2.5	U
67-64-1	Acetone	ND	12	2.5	U
75-15-0	Carbon disulfide	ND	12	2.5	U
78-93-3	2-Butanone	ND	12	2.5	U
108-10-1	4-Methyl-2-pentanone	ND	12	2.5	U
591-78-6	2-Hexanone	ND	12	2.5	U
74-97-5	Bromochloromethane	ND	6.2	1.8	U
106-93-4	1,2-Dibromoethane	ND	5.0	1.6	U
96-12-8	1,2-Dibromo-3-chloropropane	ND	6.2	1.8	U
98-82-8	Isopropylbenzene	ND	6.2	1.8	U
87-61-6	1,2,3-Trichlorobenzene	ND	6.2	1.8	U
120-82-1	1,2,4-Trichlorobenzene	ND	6.2	1.8	U
79-20-9	Methyl Acetate	ND	5.0	1.6	U
110-82-7	Cyclohexane	ND	25	1.8	U
123-91-1	1,4-Dioxane	ND	620	100	U
108-87-2	Methyl cyclohexane	ND	25	0.72	U
76-13-1	1,1,2-Trichloro-1,2,2-Trifluoroethane	ND	6.2	1.8	U

Tentatively Identified Compounds
Volatile Organics

Client	: Tetra Tech GEO	Lab Number	: L1406036
Project Name	: LOCKHEED N. PLAINFIELD	Project Number	: 117-0507600
Lab ID	: L1406036-48D	Date Collected	: 03/20/14 00:00
Client ID	: DUP-01	Date Received	: 03/21/14
Sample Location	: N. PLAINFIELD	Date Analyzed	: 03/29/14 22:13
Sample Matrix	: WATER	Dilution Factor	: 2.5
Analytical Method	: 1,8260C	Analyst	: MS
Lab File ID	: 0329A20	Instrument ID	: GONZO.I
Sample Amount	: 4 ml	GC Column	: RTX-502.2
Level	: LOW	%Solids	: N/A
Extract Volume (MeOH)	: N/A	Injection Volume	: N/A

Number TICS found: 0 **Concentration Units: ug/L**

CAS Number	Compound Name	RT	EST. CONC.	Qualifier
	NO TENTATIVELY IDENTIFIED COMPOUNDS			

Form 1
Volatile Organics

Client	: Tetra Tech GEO	Lab Number	: L1406036
Project Name	: LOCKHEED N. PLAINFIELD	Project Number	: 117-0507600
Lab ID	: L1406036-49	Date Collected	: 03/20/14 00:00
Client ID	: DUP-02	Date Received	: 03/21/14
Sample Location	: N. PLAINFIELD	Date Analyzed	: 03/29/14 21:39
Sample Matrix	: WATER	Dilution Factor	: 1
Analytical Method	: 1,8260C	Analyst	: PD
Lab File ID	: 0329A23	Instrument ID	: VOA101.I
Sample Amount	: 10 ml	GC Column	: RTX-502.2
Level	: LOW	%Solids	: N/A
Extract Volume (MeOH)	: N/A	Injection Volume	: N/A

		ug/L			
CAS NO.	**Parameter**	**Results**	**RL**	**MDL**	**Qualifier**
75-09-2	Methylene chloride	ND	2.5	0.70	U
75-34-3	1,1-Dichloroethane	ND	2.5	0.70	U
67-66-3	Chloroform	1.1	2.5	0.70	J
56-23-5	Carbon tetrachloride	ND	0.50	0.13	U
78-87-5	1,2-Dichloropropane	ND	1.0	0.13	U
124-48-1	Dibromochloromethane	ND	0.50	0.15	U
79-00-5	1,1,2-Trichloroethane	ND	1.5	0.50	U
127-18-4	Tetrachloroethene	0.28	0.50	0.18	J
108-90-7	Chlorobenzene	ND	2.5	0.70	U
75-69-4	Trichlorofluoromethane	ND	2.5	0.70	U
107-06-2	1,2-Dichloroethane	ND	0.50	0.13	U
71-55-6	1,1,1-Trichloroethane	ND	2.5	0.70	U
75-27-4	Bromodichloromethane	ND	0.50	0.19	U
10061-02-6	trans-1,3-Dichloropropene	ND	0.50	0.16	U
10061-01-5	cis-1,3-Dichloropropene	ND	0.50	0.14	U
542-75-6	1,3-Dichloropropene, Total	ND	0.50	0.14	U
75-25-2	Bromoform	ND	2.0	0.65	U
79-34-5	1,1,2,2-Tetrachloroethane	ND	0.50	0.14	U
71-43-2	Benzene	ND	0.50	0.16	U
108-88-3	Toluene	ND	2.5	0.70	U
100-41-4	Ethylbenzene	ND	2.5	0.70	U
74-87-3	Chloromethane	ND	2.5	0.70	U
74-83-9	Bromomethane	ND	2.5	0.70	U
75-01-4	Vinyl chloride	ND	1.0	0.33	U
75-00-3	Chloroethane	ND	2.5	0.70	U
75-35-4	1,1-Dichloroethene	ND	0.50	0.14	U
156-60-5	trans-1,2-Dichloroethene	ND	2.5	0.70	U

Form 1
Volatile Organics

Client	: Tetra Tech GEO	Lab Number	: L1406036
Project Name	: LOCKHEED N. PLAINFIELD	Project Number	: 117-0507600
Lab ID	: L1406036-49	Date Collected	: 03/20/14 00:00
Client ID	: DUP-02	Date Received	: 03/21/14
Sample Location	: N. PLAINFIELD	Date Analyzed	: 03/29/14 21:39
Sample Matrix	: WATER	Dilution Factor	: 1
Analytical Method	: 1,8260C	Analyst	: PD
Lab File ID	: 0329A23	Instrument ID	: VOA101.I
Sample Amount	: 10 ml	GC Column	: RTX-502.2
Level	: LOW	%Solids	: N/A
Extract Volume (MeOH)	: N/A	Injection Volume	: N/A

		ug/L			
CAS NO.	Parameter	Results	RL	MDL	Qualifier
79-01-6	Trichloroethene	1.0	0.50	0.17	
95-50-1	1,2-Dichlorobenzene	ND	2.5	0.70	U
541-73-1	1,3-Dichlorobenzene	ND	2.5	0.70	U
106-46-7	1,4-Dichlorobenzene	ND	2.5	0.70	U
1634-04-4	Methyl tert butyl ether	ND	2.5	0.70	U
179601-23-1	p/m-Xylene	ND	2.5	0.70	U
95-47-6	o-Xylene	ND	2.5	0.70	U
1330-20-7	Xylene (Total)	ND	2.5	0.70	U
156-59-2	cis-1,2-Dichloroethene	ND	2.5	0.70	U
100-42-5	Styrene	ND	2.5	0.70	U
75-71-8	Dichlorodifluoromethane	ND	5.0	1.0	U
67-64-1	Acetone	7.1	5.0	1.0	
75-15-0	Carbon disulfide	ND	5.0	1.0	U
78-93-3	2-Butanone	ND	5.0	1.0	U
108-10-1	4-Methyl-2-pentanone	ND	5.0	1.0	U
591-78-6	2-Hexanone	ND	5.0	1.0	U
74-97-5	Bromochloromethane	ND	2.5	0.70	U
106-93-4	1,2-Dibromoethane	ND	2.0	0.65	U
96-12-8	1,2-Dibromo-3-chloropropane	ND	2.5	0.70	U
98-82-8	Isopropylbenzene	ND	2.5	0.70	U
87-61-6	1,2,3-Trichlorobenzene	ND	2.5	0.70	U
120-82-1	1,2,4-Trichlorobenzene	ND	2.5	0.70	U
79-20-9	Methyl Acetate	ND	2.0	0.65	U
110-82-7	Cyclohexane	ND	10	0.70	U
123-91-1	1,4-Dioxane	ND	250	41.	U
108-87-2	Methyl cyclohexane	ND	10	0.29	U
76-13-1	1,1,2-Trichloro-1,2,2-Trifluoroethane	ND	2.5	0.70	U

Tentatively Identified Compounds
Volatile Organics

Client	: Tetra Tech GEO	Lab Number	: L1406036
Project Name	: LOCKHEED N. PLAINFIELD	Project Number	: 117-0507600
Lab ID	: L1406036-49	Date Collected	: 03/20/14 00:00
Client ID	: DUP-02	Date Received	: 03/21/14
Sample Location	: N. PLAINFIELD	Date Analyzed	: 03/29/14 21:39
Sample Matrix	: WATER	Dilution Factor	: 1
Analytical Method	: 1,8260C	Analyst	: PD
Lab File ID	: 0329A23	Instrument ID	: VOA101.I
Sample Amount	: 10 ml	GC Column	: RTX-502.2
Level	: LOW	%Solids	: N/A
Extract Volume (MeOH)	: N/A	Injection Volume	: N/A

Number TICS found: 0 **Concentration Units: ug/L**

CAS Number	Compound Name	RT	EST. CONC.	Qualifier
	NO TENTATIVELY IDENTIFIED COMPOUNDS			

Form 1
Volatile Organics

Client	: Tetra Tech GEO	Lab Number	: L1406036
Project Name	: LOCKHEED N. PLAINFIELD	Project Number	: 117-0507600
Lab ID	: L1406036-50	Date Collected	: 03/20/14 00:00
Client ID	: DUP-03	Date Received	: 03/21/14
Sample Location	: N. PLAINFIELD	Date Analyzed	: 03/29/14 22:08
Sample Matrix	: WATER	Dilution Factor	: 1
Analytical Method	: 1,8260C	Analyst	: PD
Lab File ID	: 0329A24	Instrument ID	: VOA101.I
Sample Amount	: 10 ml	GC Column	: RTX-502.2
Level	: LOW	%Solids	: N/A
Extract Volume (MeOH)	: N/A	Injection Volume	: N/A

		ug/L			
CAS NO.	**Parameter**	**Results**	**RL**	**MDL**	**Qualifier**
75-09-2	Methylene chloride	ND	2.5	0.70	U
75-34-3	1,1-Dichloroethane	ND	2.5	0.70	U
67-66-3	Chloroform	ND	2.5	0.70	U
56-23-5	Carbon tetrachloride	ND	0.50	0.13	U
78-87-5	1,2-Dichloropropane	ND	1.0	0.13	U
124-48-1	Dibromochloromethane	ND	0.50	0.15	U
79-00-5	1,1,2-Trichloroethane	ND	1.5	0.50	U
127-18-4	Tetrachloroethene	ND	0.50	0.18	U
108-90-7	Chlorobenzene	ND	2.5	0.70	U
75-69-4	Trichlorofluoromethane	ND	2.5	0.70	U
107-06-2	1,2-Dichloroethane	ND	0.50	0.13	U
71-55-6	1,1,1-Trichloroethane	ND	2.5	0.70	U
75-27-4	Bromodichloromethane	ND	0.50	0.19	U
10061-02-6	trans-1,3-Dichloropropene	ND	0.50	0.16	U
10061-01-5	cis-1,3-Dichloropropene	ND	0.50	0.14	U
542-75-6	1,3-Dichloropropene, Total	ND	0.50	0.14	U
75-25-2	Bromoform	ND	2.0	0.65	U
79-34-5	1,1,2,2-Tetrachloroethane	ND	0.50	0.14	U
71-43-2	Benzene	ND	0.50	0.16	U
108-88-3	Toluene	ND	2.5	0.70	U
100-41-4	Ethylbenzene	ND	2.5	0.70	U
74-87-3	Chloromethane	ND	2.5	0.70	U
74-83-9	Bromomethane	ND	2.5	0.70	U
75-01-4	Vinyl chloride	ND	1.0	0.33	U
75-00-3	Chloroethane	ND	2.5	0.70	U
75-35-4	1,1-Dichloroethene	ND	0.50	0.14	U
156-60-5	trans-1,2-Dichloroethene	ND	2.5	0.70	U

Form 1
Volatile Organics

Client	: Tetra Tech GEO	Lab Number	: L1406036
Project Name	: LOCKHEED N. PLAINFIELD	Project Number	: 117-0507600
Lab ID	: L1406036-50	Date Collected	: 03/20/14 00:00
Client ID	: DUP-03	Date Received	: 03/21/14
Sample Location	: N. PLAINFIELD	Date Analyzed	: 03/29/14 22:08
Sample Matrix	: WATER	Dilution Factor	: 1
Analytical Method	: 1,8260C	Analyst	: PD
Lab File ID	: 0329A24	Instrument ID	: VOA101.I
Sample Amount	: 10 ml	GC Column	: RTX-502.2
Level	: LOW	%Solids	: N/A
Extract Volume (MeOH)	: N/A	Injection Volume	: N/A

		ug/L			
CAS NO.	Parameter	Results	RL	MDL	Qualifier
79-01-6	Trichloroethene	0.44	0.50	0.17	J
95-50-1	1,2-Dichlorobenzene	ND	2.5	0.70	U
541-73-1	1,3-Dichlorobenzene	ND	2.5	0.70	U
106-46-7	1,4-Dichlorobenzene	ND	2.5	0.70	U
1634-04-4	Methyl tert butyl ether	ND	2.5	0.70	U
179601-23-1	p/m-Xylene	ND	2.5	0.70	U
95-47-6	o-Xylene	ND	2.5	0.70	U
1330-20-7	Xylene (Total)	ND	2.5	0.70	U
156-59-2	cis-1,2-Dichloroethene	ND	2.5	0.70	U
100-42-5	Styrene	ND	2.5	0.70	U
75-71-8	Dichlorodifluoromethane	ND	5.0	1.0	U
67-64-1	Acetone	2.8	5.0	1.0	J
75-15-0	Carbon disulfide	ND	5.0	1.0	U
78-93-3	2-Butanone	ND	5.0	1.0	U
108-10-1	4-Methyl-2-pentanone	ND	5.0	1.0	U
591-78-6	2-Hexanone	ND	5.0	1.0	U
74-97-5	Bromochloromethane	ND	2.5	0.70	U
106-93-4	1,2-Dibromoethane	ND	2.0	0.65	U
96-12-8	1,2-Dibromo-3-chloropropane	ND	2.5	0.70	U
98-82-8	Isopropylbenzene	ND	2.5	0.70	U
87-61-6	1,2,3-Trichlorobenzene	ND	2.5	0.70	U
120-82-1	1,2,4-Trichlorobenzene	ND	2.5	0.70	U
79-20-9	Methyl Acetate	ND	2.0	0.65	U
110-82-7	Cyclohexane	ND	10	0.70	U
123-91-1	1,4-Dioxane	ND	250	41.	U
108-87-2	Methyl cyclohexane	ND	10	0.29	U
76-13-1	1,1,2-Trichloro-1,2,2-Trifluoroethane	ND	2.5	0.70	U

Tentatively Identified Compounds
Volatile Organics

Client	: Tetra Tech GEO	Lab Number	: L1406036
Project Name	: LOCKHEED N. PLAINFIELD	Project Number	: 117-0507600
Lab ID	: L1406036-50	Date Collected	: 03/20/14 00:00
Client ID	: DUP-03	Date Received	: 03/21/14
Sample Location	: N. PLAINFIELD	Date Analyzed	: 03/29/14 22:08
Sample Matrix	: WATER	Dilution Factor	: 1
Analytical Method	: 1,8260C	Analyst	: PD
Lab File ID	: 0329A24	Instrument ID	: VOA101.I
Sample Amount	: 10 ml	GC Column	: RTX-502.2
Level	: LOW	%Solids	: N/A
Extract Volume (MeOH)	: N/A	Injection Volume	: N/A

Number TICS found: 0 **Concentration Units: ug/L**

CAS Number	Compound Name	RT	EST. CONC.	Qualifier
	NO TENTATIVELY IDENTIFIED COMPOUNDS			

Form 1
Volatile Organics

Client	: Tetra Tech GEO	Lab Number	: L1406036
Project Name	: LOCKHEED N. PLAINFIELD	Project Number	: 117-0507600
Lab ID	: L1406036-51	Date Collected	: 03/20/14 00:00
Client ID	: DUP-04	Date Received	: 03/21/14
Sample Location	: N. PLAINFIELD	Date Analyzed	: 03/29/14 22:36
Sample Matrix	: WATER	Dilution Factor	: 1
Analytical Method	: 1,8260C	Analyst	: PD
Lab File ID	: 0329A25	Instrument ID	: VOA101.I
Sample Amount	: 10 ml	GC Column	: RTX-502.2
Level	: LOW	%Solids	: N/A
Extract Volume (MeOH)	: N/A	Injection Volume	: N/A

		ug/L			
CAS NO.	Parameter	Results	RL	MDL	Qualifier
75-09-2	Methylene chloride	ND	2.5	0.70	U
75-34-3	1,1-Dichloroethane	ND	2.5	0.70	U
67-66-3	Chloroform	ND	2.5	0.70	U
56-23-5	Carbon tetrachloride	ND	0.50	0.13	U
78-87-5	1,2-Dichloropropane	ND	1.0	0.13	U
124-48-1	Dibromochloromethane	ND	0.50	0.15	U
79-00-5	1,1,2-Trichloroethane	ND	1.5	0.50	U
127-18-4	Tetrachloroethene	ND	0.50	0.18	U
108-90-7	Chlorobenzene	ND	2.5	0.70	U
75-69-4	Trichlorofluoromethane	ND	2.5	0.70	U
107-06-2	1,2-Dichloroethane	ND	0.50	0.13	U
71-55-6	1,1,1-Trichloroethane	ND	2.5	0.70	U
75-27-4	Bromodichloromethane	ND	0.50	0.19	U
10061-02-6	trans-1,3-Dichloropropene	ND	0.50	0.16	U
10061-01-5	cis-1,3-Dichloropropene	ND	0.50	0.14	U
542-75-6	1,3-Dichloropropene, Total	ND	0.50	0.14	U
75-25-2	Bromoform	ND	2.0	0.65	U
79-34-5	1,1,2,2-Tetrachloroethane	ND	0.50	0.14	U
71-43-2	Benzene	ND	0.50	0.16	U
108-88-3	Toluene	ND	2.5	0.70	U
100-41-4	Ethylbenzene	ND	2.5	0.70	U
74-87-3	Chloromethane	ND	2.5	0.70	U
74-83-9	Bromomethane	ND	2.5	0.70	U
75-01-4	Vinyl chloride	2.0	1.0	0.33	
75-00-3	Chloroethane	ND	2.5	0.70	U
75-35-4	1,1-Dichloroethene	ND	0.50	0.14	U
156-60-5	trans-1,2-Dichloroethene	ND	2.5	0.70	U

Form 1
Volatile Organics

Client	: Tetra Tech GEO	Lab Number	: L1406036
Project Name	: LOCKHEED N. PLAINFIELD	Project Number	: 117-0507600
Lab ID	: L1406036-51	Date Collected	: 03/20/14 00:00
Client ID	: DUP-04	Date Received	: 03/21/14
Sample Location	: N. PLAINFIELD	Date Analyzed	: 03/29/14 22:36
Sample Matrix	: WATER	Dilution Factor	: 1
Analytical Method	: 1,8260C	Analyst	: PD
Lab File ID	: 0329A25	Instrument ID	: VOA101.I
Sample Amount	: 10 ml	GC Column	: RTX-502.2
Level	: LOW	%Solids	: N/A
Extract Volume (MeOH)	: N/A	Injection Volume	: N/A

		ug/L			
CAS NO.	Parameter	Results	RL	MDL	Qualifier
79-01-6	Trichloroethene	2.6	0.50	0.17	
95-50-1	1,2-Dichlorobenzene	ND	2.5	0.70	U
541-73-1	1,3-Dichlorobenzene	ND	2.5	0.70	U
106-46-7	1,4-Dichlorobenzene	ND	2.5	0.70	U
1634-04-4	Methyl tert butyl ether	ND	2.5	0.70	U
179601-23-1	p/m-Xylene	ND	2.5	0.70	U
95-47-6	o-Xylene	ND	2.5	0.70	U
1330-20-7	Xylene (Total)	ND	2.5	0.70	U
156-59-2	cis-1,2-Dichloroethene	1.5	2.5	0.70	J
100-42-5	Styrene	ND	2.5	0.70	U
75-71-8	Dichlorodifluoromethane	ND	5.0	1.0	U
67-64-1	Acetone	6.6	5.0	1.0	
75-15-0	Carbon disulfide	ND	5.0	1.0	U
78-93-3	2-Butanone	ND	5.0	1.0	U
108-10-1	4-Methyl-2-pentanone	ND	5.0	1.0	U
591-78-6	2-Hexanone	ND	5.0	1.0	U
74-97-5	Bromochloromethane	ND	2.5	0.70	U
106-93-4	1,2-Dibromoethane	ND	2.0	0.65	U
96-12-8	1,2-Dibromo-3-chloropropane	ND	2.5	0.70	U
98-82-8	Isopropylbenzene	ND	2.5	0.70	U
87-61-6	1,2,3-Trichlorobenzene	ND	2.5	0.70	U
120-82-1	1,2,4-Trichlorobenzene	ND	2.5	0.70	U
79-20-9	Methyl Acetate	ND	2.0	0.65	U
110-82-7	Cyclohexane	ND	10	0.70	U
123-91-1	1,4-Dioxane	ND	250	41.	U
108-87-2	Methyl cyclohexane	ND	10	0.29	U
76-13-1	1,1,2-Trichloro-1,2,2-Trifluoroethane	ND	2.5	0.70	U

Tentatively Identified Compounds
Volatile Organics

Client	: Tetra Tech GEO	Lab Number	: L1406036
Project Name	: LOCKHEED N. PLAINFIELD	Project Number	: 117-0507600
Lab ID	: L1406036-51	Date Collected	: 03/20/14 00:00
Client ID	: DUP-04	Date Received	: 03/21/14
Sample Location	: N. PLAINFIELD	Date Analyzed	: 03/29/14 22:36
Sample Matrix	: WATER	Dilution Factor	: 1
Analytical Method	: 1,8260C	Analyst	: PD
Lab File ID	: 0329A25	Instrument ID	: VOA101.I
Sample Amount	: 10 ml	GC Column	: RTX-502.2
Level	: LOW	%Solids	: N/A
Extract Volume (MeOH)	: N/A	Injection Volume	: N/A

Number TICS found: 0 **Concentration Units: ug/L**

CAS Number	Compound Name	RT	EST. CONC.	Qualifier
	NO TENTATIVELY IDENTIFIED COMPOUNDS			

Form 1
Volatile Organics

Client	: Tetra Tech GEO	Lab Number	: L1406036
Project Name	: LOCKHEED N. PLAINFIELD	Project Number	: 117-0507600
Lab ID	: L1406036-52	Date Collected	: 03/20/14 00:00
Client ID	: DUP-05	Date Received	: 03/21/14
Sample Location	: N. PLAINFIELD	Date Analyzed	: 03/30/14 22:10
Sample Matrix	: WATER	Dilution Factor	: 1
Analytical Method	: 1,8260C	Analyst	: MS
Lab File ID	: 0330A11	Instrument ID	: ELAINE.I
Sample Amount	: 10 ml	GC Column	: RTX-502.2
Level	: LOW	%Solids	: N/A
Extract Volume (MeOH)	: N/A	Injection Volume	: N/A

		ug/L			
CAS NO.	**Parameter**	**Results**	**RL**	**MDL**	**Qualifier**
75-09-2	Methylene chloride	ND	2.5	0.70	U
75-34-3	1,1-Dichloroethane	1.6	2.5	0.70	J
67-66-3	Chloroform	2.8	2.5	0.70	
56-23-5	Carbon tetrachloride	ND	0.50	0.13	U
78-87-5	1,2-Dichloropropane	ND	1.0	0.13	U
124-48-1	Dibromochloromethane	ND	0.50	0.15	U
79-00-5	1,1,2-Trichloroethane	ND	1.5	0.50	U
127-18-4	Tetrachloroethene	0.72	0.50	0.18	
108-90-7	Chlorobenzene	ND	2.5	0.70	U
75-69-4	Trichlorofluoromethane	ND	2.5	0.70	U
107-06-2	1,2-Dichloroethane	ND	0.50	0.13	U
71-55-6	1,1,1-Trichloroethane	ND	2.5	0.70	U
75-27-4	Bromodichloromethane	ND	0.50	0.19	U
10061-02-6	trans-1,3-Dichloropropene	ND	0.50	0.16	U
10061-01-5	cis-1,3-Dichloropropene	ND	0.50	0.14	U
542-75-6	1,3-Dichloropropene, Total	ND	0.50	0.14	U
75-25-2	Bromoform	ND	2.0	0.65	U
79-34-5	1,1,2,2-Tetrachloroethane	ND	0.50	0.14	U
71-43-2	Benzene	ND	0.50	0.16	U
108-88-3	Toluene	ND	2.5	0.70	U
100-41-4	Ethylbenzene	ND	2.5	0.70	U
74-87-3	Chloromethane	ND	2.5	0.70	U
74-83-9	Bromomethane	ND	2.5	0.70	U
75-01-4	Vinyl chloride	ND	1.0	0.33	U
75-00-3	Chloroethane	ND	2.5	0.70	U
75-35-4	1,1-Dichloroethene	ND	0.50	0.14	U
156-60-5	trans-1,2-Dichloroethene	ND	2.5	0.70	U

Form 1
Volatile Organics

Client	: Tetra Tech GEO	Lab Number	: L1406036
Project Name	: LOCKHEED N. PLAINFIELD	Project Number	: 117-0507600
Lab ID	: L1406036-52	Date Collected	: 03/20/14 00:00
Client ID	: DUP-05	Date Received	: 03/21/14
Sample Location	: N. PLAINFIELD	Date Analyzed	: 03/30/14 22:10
Sample Matrix	: WATER	Dilution Factor	: 1
Analytical Method	: 1,8260C	Analyst	: MS
Lab File ID	: 0330A11	Instrument ID	: ELAINE.I
Sample Amount	: 10 ml	GC Column	: RTX-502.2
Level	: LOW	%Solids	: N/A
Extract Volume (MeOH)	: N/A	Injection Volume	: N/A

		ug/L			
CAS NO.	Parameter	Results	RL	MDL	Qualifier
79-01-6	Trichloroethene	2.4	0.50	0.17	
95-50-1	1,2-Dichlorobenzene	ND	2.5	0.70	U
541-73-1	1,3-Dichlorobenzene	ND	2.5	0.70	U
106-46-7	1,4-Dichlorobenzene	ND	2.5	0.70	U
1634-04-4	Methyl tert butyl ether	ND	2.5	0.70	U
179601-23-1	p/m-Xylene	ND	2.5	0.70	U
95-47-6	o-Xylene	ND	2.5	0.70	U
1330-20-7	Xylene (Total)	ND	2.5	0.70	U
156-59-2	cis-1,2-Dichloroethene	8.0	2.5	0.70	
100-42-5	Styrene	ND	2.5	0.70	U
75-71-8	Dichlorodifluoromethane	ND	5.0	1.0	U
67-64-1	Acetone	4.5	5.0	1.0	J
75-15-0	Carbon disulfide	ND	5.0	1.0	U
78-93-3	2-Butanone	ND	5.0	1.0	U
108-10-1	4-Methyl-2-pentanone	ND	5.0	1.0	U
591-78-6	2-Hexanone	ND	5.0	1.0	U
74-97-5	Bromochloromethane	ND	2.5	0.70	U
106-93-4	1,2-Dibromoethane	ND	2.0	0.65	U
96-12-8	1,2-Dibromo-3-chloropropane	ND	2.5	0.70	U
98-82-8	Isopropylbenzene	ND	2.5	0.70	U
87-61-6	1,2,3-Trichlorobenzene	ND	2.5	0.70	U
120-82-1	1,2,4-Trichlorobenzene	ND	2.5	0.70	U
79-20-9	Methyl Acetate	ND	2.0	0.65	U
110-82-7	Cyclohexane	ND	10	0.70	U
123-91-1	1,4-Dioxane	ND	250	41.	U
108-87-2	Methyl cyclohexane	ND	10	0.29	U
76-13-1	1,1,2-Trichloro-1,2,2-Trifluoroethane	ND	2.5	0.70	U

Tentatively Identified Compounds
Volatile Organics

Client	: Tetra Tech GEO	Lab Number	: L1406036
Project Name	: LOCKHEED N. PLAINFIELD	Project Number	: 117-0507600
Lab ID	: L1406036-52	Date Collected	: 03/20/14 00:00
Client ID	: DUP-05	Date Received	: 03/21/14
Sample Location	: N. PLAINFIELD	Date Analyzed	: 03/30/14 22:10
Sample Matrix	: WATER	Dilution Factor	: 1
Analytical Method	: 1,8260C	Analyst	: MS
Lab File ID	: 0330A11	Instrument ID	: ELAINE.I
Sample Amount	: 10 ml	GC Column	: RTX-502.2
Level	: LOW	%Solids	: N/A
Extract Volume (MeOH)	: N/A	Injection Volume	: N/A

Number TICS found: 0 **Concentration Units: ug/L**

CAS Number	Compound Name	RT	EST. CONC.	Qualifier
	NO TENTATIVELY IDENTIFIED COMPOUNDS			

Form 1
Volatile Organics

Client	: Tetra Tech GEO	Lab Number	: L1406036
Project Name	: LOCKHEED N. PLAINFIELD	Project Number	: 117-0507600
Lab ID	: L1406036-53	Date Collected	: 03/21/14 10:10
Client ID	: SW-1	Date Received	: 03/21/14
Sample Location	: N. PLAINFIELD	Date Analyzed	: 03/30/14 22:44
Sample Matrix	: WATER	Dilution Factor	: 1
Analytical Method	: 1,8260C	Analyst	: MS
Lab File ID	: 0330A12	Instrument ID	: ELAINE.I
Sample Amount	: 10 ml	GC Column	: RTX-502.2
Level	: LOW	%Solids	: N/A
Extract Volume (MeOH)	: N/A	Injection Volume	: N/A

		ug/L			
CAS NO.	Parameter	Results	RL	MDL	Qualifier
75-09-2	Methylene chloride	ND	2.5	0.70	U
75-34-3	1,1-Dichloroethane	ND	2.5	0.70	U
67-66-3	Chloroform	ND	2.5	0.70	U
56-23-5	Carbon tetrachloride	ND	0.50	0.13	U
78-87-5	1,2-Dichloropropane	ND	1.0	0.13	U
124-48-1	Dibromochloromethane	ND	0.50	0.15	U
79-00-5	1,1,2-Trichloroethane	ND	1.5	0.50	U
127-18-4	Tetrachloroethene	ND	0.50	0.18	U
108-90-7	Chlorobenzene	ND	2.5	0.70	U
75-69-4	Trichlorofluoromethane	ND	2.5	0.70	U
107-06-2	1,2-Dichloroethane	ND	0.50	0.13	U
71-55-6	1,1,1-Trichloroethane	ND	2.5	0.70	U
75-27-4	Bromodichloromethane	ND	0.50	0.19	U
10061-02-6	trans-1,3-Dichloropropene	ND	0.50	0.16	U
10061-01-5	cis-1,3-Dichloropropene	ND	0.50	0.14	U
542-75-6	1,3-Dichloropropene, Total	ND	0.50	0.14	U
75-25-2	Bromoform	ND	2.0	0.65	U
79-34-5	1,1,2,2-Tetrachloroethane	ND	0.50	0.14	U
71-43-2	Benzene	ND	0.50	0.16	U
108-88-3	Toluene	ND	2.5	0.70	U
100-41-4	Ethylbenzene	ND	2.5	0.70	U
74-87-3	Chloromethane	ND	2.5	0.70	U
74-83-9	Bromomethane	ND	2.5	0.70	U
75-01-4	Vinyl chloride	ND	1.0	0.33	U
75-00-3	Chloroethane	ND	2.5	0.70	U
75-35-4	1,1-Dichloroethene	ND	0.50	0.14	U
156-60-5	trans-1,2-Dichloroethene	ND	2.5	0.70	U

Form 1
Volatile Organics

Client	: Tetra Tech GEO	Lab Number	: L1406036
Project Name	: LOCKHEED N. PLAINFIELD	Project Number	: 117-0507600
Lab ID	: L1406036-53	Date Collected	: 03/21/14 10:10
Client ID	: SW-1	Date Received	: 03/21/14
Sample Location	: N. PLAINFIELD	Date Analyzed	: 03/30/14 22:44
Sample Matrix	: WATER	Dilution Factor	: 1
Analytical Method	: 1,8260C	Analyst	: MS
Lab File ID	: 0330A12	Instrument ID	: ELAINE.I
Sample Amount	: 10 ml	GC Column	: RTX-502.2
Level	: LOW	%Solids	: N/A
Extract Volume (MeOH)	: N/A	Injection Volume	: N/A

		ug/L			
CAS NO.	Parameter	Results	RL	MDL	Qualifier
79-01-6	Trichloroethene	ND	0.50	0.17	U
95-50-1	1,2-Dichlorobenzene	ND	2.5	0.70	U
541-73-1	1,3-Dichlorobenzene	ND	2.5	0.70	U
106-46-7	1,4-Dichlorobenzene	ND	2.5	0.70	U
1634-04-4	Methyl tert butyl ether	ND	2.5	0.70	U
179601-23-1	p/m-Xylene	ND	2.5	0.70	U
95-47-6	o-Xylene	ND	2.5	0.70	U
1330-20-7	Xylene (Total)	ND	2.5	0.70	U
156-59-2	cis-1,2-Dichloroethene	ND	2.5	0.70	U
100-42-5	Styrene	ND	2.5	0.70	U
75-71-8	Dichlorodifluoromethane	ND	5.0	1.0	U
67-64-1	Acetone	1.7	5.0	1.0	J
75-15-0	Carbon disulfide	ND	5.0	1.0	U
78-93-3	2-Butanone	ND	5.0	1.0	U
108-10-1	4-Methyl-2-pentanone	ND	5.0	1.0	U
591-78-6	2-Hexanone	ND	5.0	1.0	U
74-97-5	Bromochloromethane	ND	2.5	0.70	U
106-93-4	1,2-Dibromoethane	ND	2.0	0.65	U
96-12-8	1,2-Dibromo-3-chloropropane	ND	2.5	0.70	U
98-82-8	Isopropylbenzene	ND	2.5	0.70	U
87-61-6	1,2,3-Trichlorobenzene	ND	2.5	0.70	U
120-82-1	1,2,4-Trichlorobenzene	ND	2.5	0.70	U
79-20-9	Methyl Acetate	ND	2.0	0.65	U
110-82-7	Cyclohexane	ND	10	0.70	U
123-91-1	1,4-Dioxane	ND	250	41.	U
108-87-2	Methyl cyclohexane	ND	10	0.29	U
76-13-1	1,1,2-Trichloro-1,2,2-Trifluoroethane	ND	2.5	0.70	U

Tentatively Identified Compounds
Volatile Organics

Client	: Tetra Tech GEO	Lab Number	: L1406036
Project Name	: LOCKHEED N. PLAINFIELD	Project Number	: 117-0507600
Lab ID	: L1406036-53	Date Collected	: 03/21/14 10:10
Client ID	: SW-1	Date Received	: 03/21/14
Sample Location	: N. PLAINFIELD	Date Analyzed	: 03/30/14 22:44
Sample Matrix	: WATER	Dilution Factor	: 1
Analytical Method	: 1,8260C	Analyst	: MS
Lab File ID	: 0330A12	Instrument ID	: ELAINE.I
Sample Amount	: 10 ml	GC Column	: RTX-502.2
Level	: LOW	%Solids	: N/A
Extract Volume (MeOH)	: N/A	Injection Volume	: N/A

Number TICS found: 0 **Concentration Units: ug/L**

CAS Number	Compound Name	RT	EST. CONC.	Qualifier
	NO TENTATIVELY IDENTIFIED COMPOUNDS			

Form 1
Volatile Organics

Client	: Tetra Tech GEO	Lab Number	: L1406036
Project Name	: LOCKHEED N. PLAINFIELD	Project Number	: 117-0507600
Lab ID	: L1406036-54	Date Collected	: 03/21/14 09:55
Client ID	: SW-2	Date Received	: 03/21/14
Sample Location	: N. PLAINFIELD	Date Analyzed	: 03/30/14 23:19
Sample Matrix	: WATER	Dilution Factor	: 1
Analytical Method	: 1,8260C	Analyst	: MS
Lab File ID	: 0330A13	Instrument ID	: ELAINE.I
Sample Amount	: 10 ml	GC Column	: RTX-502.2
Level	: LOW	%Solids	: N/A
Extract Volume (MeOH)	: N/A	Injection Volume	: N/A

		ug/L			
CAS NO.	Parameter	Results	RL	MDL	Qualifier
75-09-2	Methylene chloride	ND	2.5	0.70	U
75-34-3	1,1-Dichloroethane	ND	2.5	0.70	U
67-66-3	Chloroform	ND	2.5	0.70	U
56-23-5	Carbon tetrachloride	ND	0.50	0.13	U
78-87-5	1,2-Dichloropropane	ND	1.0	0.13	U
124-48-1	Dibromochloromethane	ND	0.50	0.15	U
79-00-5	1,1,2-Trichloroethane	ND	1.5	0.50	U
127-18-4	Tetrachloroethene	ND	0.50	0.18	U
108-90-7	Chlorobenzene	ND	2.5	0.70	U
75-69-4	Trichlorofluoromethane	ND	2.5	0.70	U
107-06-2	1,2-Dichloroethane	ND	0.50	0.13	U
71-55-6	1,1,1-Trichloroethane	ND	2.5	0.70	U
75-27-4	Bromodichloromethane	ND	0.50	0.19	U
10061-02-6	trans-1,3-Dichloropropene	ND	0.50	0.16	U
10061-01-5	cis-1,3-Dichloropropene	ND	0.50	0.14	U
542-75-6	1,3-Dichloropropene, Total	ND	0.50	0.14	U
75-25-2	Bromoform	ND	2.0	0.65	U
79-34-5	1,1,2,2-Tetrachloroethane	ND	0.50	0.14	U
71-43-2	Benzene	ND	0.50	0.16	U
108-88-3	Toluene	ND	2.5	0.70	U
100-41-4	Ethylbenzene	ND	2.5	0.70	U
74-87-3	Chloromethane	ND	2.5	0.70	U
74-83-9	Bromomethane	ND	2.5	0.70	U
75-01-4	Vinyl chloride	ND	1.0	0.33	U
75-00-3	Chloroethane	ND	2.5	0.70	U
75-35-4	1,1-Dichloroethene	ND	0.50	0.14	U
156-60-5	trans-1,2-Dichloroethene	ND	2.5	0.70	U

Form 1
Volatile Organics

Client	: Tetra Tech GEO	Lab Number	: L1406036
Project Name	: LOCKHEED N. PLAINFIELD	Project Number	: 117-0507600
Lab ID	: L1406036-54	Date Collected	: 03/21/14 09:55
Client ID	: SW-2	Date Received	: 03/21/14
Sample Location	: N. PLAINFIELD	Date Analyzed	: 03/30/14 23:19
Sample Matrix	: WATER	Dilution Factor	: 1
Analytical Method	: 1,8260C	Analyst	: MS
Lab File ID	: 0330A13	Instrument ID	: ELAINE.I
Sample Amount	: 10 ml	GC Column	: RTX-502.2
Level	: LOW	%Solids	: N/A
Extract Volume (MeOH)	: N/A	Injection Volume	: N/A

		ug/L			
CAS NO.	**Parameter**	**Results**	**RL**	**MDL**	**Qualifier**
79-01-6	Trichloroethene	ND	0.50	0.17	U
95-50-1	1,2-Dichlorobenzene	ND	2.5	0.70	U
541-73-1	1,3-Dichlorobenzene	ND	2.5	0.70	U
106-46-7	1,4-Dichlorobenzene	ND	2.5	0.70	U
1634-04-4	Methyl tert butyl ether	ND	2.5	0.70	U
179601-23-1	p/m-Xylene	ND	2.5	0.70	U
95-47-6	o-Xylene	ND	2.5	0.70	U
1330-20-7	Xylene (Total)	ND	2.5	0.70	U
156-59-2	cis-1,2-Dichloroethene	ND	2.5	0.70	U
100-42-5	Styrene	ND	2.5	0.70	U
75-71-8	Dichlorodifluoromethane	ND	5.0	1.0	U
67-64-1	Acetone	2.1	5.0	1.0	J
75-15-0	Carbon disulfide	ND	5.0	1.0	U
78-93-3	2-Butanone	ND	5.0	1.0	U
108-10-1	4-Methyl-2-pentanone	ND	5.0	1.0	U
591-78-6	2-Hexanone	ND	5.0	1.0	U
74-97-5	Bromochloromethane	ND	2.5	0.70	U
106-93-4	1,2-Dibromoethane	ND	2.0	0.65	U
96-12-8	1,2-Dibromo-3-chloropropane	ND	2.5	0.70	U
98-82-8	Isopropylbenzene	ND	2.5	0.70	U
87-61-6	1,2,3-Trichlorobenzene	ND	2.5	0.70	U
120-82-1	1,2,4-Trichlorobenzene	ND	2.5	0.70	U
79-20-9	Methyl Acetate	ND	2.0	0.65	U
110-82-7	Cyclohexane	ND	10	0.70	U
123-91-1	1,4-Dioxane	ND	250	41.	U
108-87-2	Methyl cyclohexane	ND	10	0.29	U
76-13-1	1,1,2-Trichloro-1,2,2-Trifluoroethane	ND	2.5	0.70	U

Tentatively Identified Compounds
Volatile Organics

Client	: Tetra Tech GEO	Lab Number	: L1406036
Project Name	: LOCKHEED N. PLAINFIELD	Project Number	: 117-0507600
Lab ID	: L1406036-54	Date Collected	: 03/21/14 09:55
Client ID	: SW-2	Date Received	: 03/21/14
Sample Location	: N. PLAINFIELD	Date Analyzed	: 03/30/14 23:19
Sample Matrix	: WATER	Dilution Factor	: 1
Analytical Method	: 1,8260C	Analyst	: MS
Lab File ID	: 0330A13	Instrument ID	: ELAINE.I
Sample Amount	: 10 ml	GC Column	: RTX-502.2
Level	: LOW	%Solids	: N/A
Extract Volume (MeOH)	: N/A	Injection Volume	: N/A

Number TICS found: 0 **Concentration Units: ug/L**

CAS Number	Compound Name	RT	EST. CONC.	Qualifier
	NO TENTATIVELY IDENTIFIED COMPOUNDS			

Form 1
Volatile Organics

Client	: Tetra Tech GEO	Lab Number	: L1406036
Project Name	: LOCKHEED N. PLAINFIELD	Project Number	: 117-0507600
Lab ID	: L1406036-55	Date Collected	: 03/21/14 09:40
Client ID	: SW-3	Date Received	: 03/21/14
Sample Location	: N. PLAINFIELD	Date Analyzed	: 03/30/14 23:54
Sample Matrix	: WATER	Dilution Factor	: 1
Analytical Method	: 1,8260C	Analyst	: MS
Lab File ID	: 0330A14	Instrument ID	: ELAINE.I
Sample Amount	: 10 ml	GC Column	: RTX-502.2
Level	: LOW	%Solids	: N/A
Extract Volume (MeOH)	: N/A	Injection Volume	: N/A

		ug/L			
CAS NO.	Parameter	Results	RL	MDL	Qualifier
75-09-2	Methylene chloride	ND	2.5	0.70	U
75-34-3	1,1-Dichloroethane	ND	2.5	0.70	U
67-66-3	Chloroform	ND	2.5	0.70	U
56-23-5	Carbon tetrachloride	ND	0.50	0.13	U
78-87-5	1,2-Dichloropropane	ND	1.0	0.13	U
124-48-1	Dibromochloromethane	ND	0.50	0.15	U
79-00-5	1,1,2-Trichloroethane	ND	1.5	0.50	U
127-18-4	Tetrachloroethene	ND	0.50	0.18	U
108-90-7	Chlorobenzene	ND	2.5	0.70	U
75-69-4	Trichlorofluoromethane	ND	2.5	0.70	U
107-06-2	1,2-Dichloroethane	ND	0.50	0.13	U
71-55-6	1,1,1-Trichloroethane	ND	2.5	0.70	U
75-27-4	Bromodichloromethane	ND	0.50	0.19	U
10061-02-6	trans-1,3-Dichloropropene	ND	0.50	0.16	U
10061-01-5	cis-1,3-Dichloropropene	ND	0.50	0.14	U
542-75-6	1,3-Dichloropropene, Total	ND	0.50	0.14	U
75-25-2	Bromoform	ND	2.0	0.65	U
79-34-5	1,1,2,2-Tetrachloroethane	ND	0.50	0.14	U
71-43-2	Benzene	ND	0.50	0.16	U
108-88-3	Toluene	ND	2.5	0.70	U
100-41-4	Ethylbenzene	ND	2.5	0.70	U
74-87-3	Chloromethane	ND	2.5	0.70	U
74-83-9	Bromomethane	ND	2.5	0.70	U
75-01-4	Vinyl chloride	ND	1.0	0.33	U
75-00-3	Chloroethane	ND	2.5	0.70	U
75-35-4	1,1-Dichloroethene	ND	0.50	0.14	U
156-60-5	trans-1,2-Dichloroethene	ND	2.5	0.70	U

Form 1
Volatile Organics

Client	: Tetra Tech GEO	Lab Number	: L1406036
Project Name	: LOCKHEED N. PLAINFIELD	Project Number	: 117-0507600
Lab ID	: L1406036-55	Date Collected	: 03/21/14 09:40
Client ID	: SW-3	Date Received	: 03/21/14
Sample Location	: N. PLAINFIELD	Date Analyzed	: 03/30/14 23:54
Sample Matrix	: WATER	Dilution Factor	: 1
Analytical Method	: 1,8260C	Analyst	: MS
Lab File ID	: 0330A14	Instrument ID	: ELAINE.I
Sample Amount	: 10 ml	GC Column	: RTX-502.2
Level	: LOW	%Solids	: N/A
Extract Volume (MeOH)	: N/A	Injection Volume	: N/A

		ug/L			
CAS NO.	Parameter	Results	RL	MDL	Qualifier
79-01-6	Trichloroethene	ND	0.50	0.17	U
95-50-1	1,2-Dichlorobenzene	ND	2.5	0.70	U
541-73-1	1,3-Dichlorobenzene	ND	2.5	0.70	U
106-46-7	1,4-Dichlorobenzene	ND	2.5	0.70	U
1634-04-4	Methyl tert butyl ether	ND	2.5	0.70	U
179601-23-1	p/m-Xylene	ND	2.5	0.70	U
95-47-6	o-Xylene	ND	2.5	0.70	U
1330-20-7	Xylene (Total)	ND	2.5	0.70	U
156-59-2	cis-1,2-Dichloroethene	ND	2.5	0.70	U
100-42-5	Styrene	ND	2.5	0.70	U
75-71-8	Dichlorodifluoromethane	ND	5.0	1.0	U
67-64-1	Acetone	1.6	5.0	1.0	J
75-15-0	Carbon disulfide	ND	5.0	1.0	U
78-93-3	2-Butanone	ND	5.0	1.0	U
108-10-1	4-Methyl-2-pentanone	ND	5.0	1.0	U
591-78-6	2-Hexanone	ND	5.0	1.0	U
74-97-5	Bromochloromethane	ND	2.5	0.70	U
106-93-4	1,2-Dibromoethane	ND	2.0	0.65	U
96-12-8	1,2-Dibromo-3-chloropropane	ND	2.5	0.70	U
98-82-8	Isopropylbenzene	ND	2.5	0.70	U
87-61-6	1,2,3-Trichlorobenzene	ND	2.5	0.70	U
120-82-1	1,2,4-Trichlorobenzene	ND	2.5	0.70	U
79-20-9	Methyl Acetate	ND	2.0	0.65	U
110-82-7	Cyclohexane	ND	10	0.70	U
123-91-1	1,4-Dioxane	ND	250	41.	U
108-87-2	Methyl cyclohexane	ND	10	0.29	U
76-13-1	1,1,2-Trichloro-1,2,2-Trifluoroethane	ND	2.5	0.70	U

Tentatively Identified Compounds
Volatile Organics

Client	: Tetra Tech GEO	Lab Number	: L1406036
Project Name	: LOCKHEED N. PLAINFIELD	Project Number	: 117-0507600
Lab ID	: L1406036-55	Date Collected	: 03/21/14 09:40
Client ID	: SW-3	Date Received	: 03/21/14
Sample Location	: N. PLAINFIELD	Date Analyzed	: 03/30/14 23:54
Sample Matrix	: WATER	Dilution Factor	: 1
Analytical Method	: 1,8260C	Analyst	: MS
Lab File ID	: 0330A14	Instrument ID	: ELAINE.I
Sample Amount	: 10 ml	GC Column	: RTX-502.2
Level	: LOW	%Solids	: N/A
Extract Volume (MeOH)	: N/A	Injection Volume	: N/A

Number TICS found: 0 **Concentration Units: ug/L**

CAS Number	Compound Name	RT	EST. CONC.	Qualifier
	NO TENTATIVELY IDENTIFIED COMPOUNDS			

Form 1
Volatile Organics

Client	: Tetra Tech GEO	Lab Number	: L1406036
Project Name	: LOCKHEED N. PLAINFIELD	Project Number	: 117-0507600
Lab ID	: L1406036-56	Date Collected	: 03/21/14 09:15
Client ID	: SW-4	Date Received	: 03/21/14
Sample Location	: N. PLAINFIELD	Date Analyzed	: 03/31/14 00:29
Sample Matrix	: WATER	Dilution Factor	: 1
Analytical Method	: 1,8260C	Analyst	: MS
Lab File ID	: 0330A15	Instrument ID	: ELAINE.I
Sample Amount	: 10 ml	GC Column	: RTX-502.2
Level	: LOW	%Solids	: N/A
Extract Volume (MeOH)	: N/A	Injection Volume	: N/A

		ug/L			
CAS NO.	Parameter	Results	RL	MDL	Qualifier
75-09-2	Methylene chloride	ND	2.5	0.70	U
75-34-3	1,1-Dichloroethane	ND	2.5	0.70	U
67-66-3	Chloroform	ND	2.5	0.70	U
56-23-5	Carbon tetrachloride	ND	0.50	0.13	U
78-87-5	1,2-Dichloropropane	ND	1.0	0.13	U
124-48-1	Dibromochloromethane	ND	0.50	0.15	U
79-00-5	1,1,2-Trichloroethane	ND	1.5	0.50	U
127-18-4	Tetrachloroethene	ND	0.50	0.18	U
108-90-7	Chlorobenzene	ND	2.5	0.70	U
75-69-4	Trichlorofluoromethane	ND	2.5	0.70	U
107-06-2	1,2-Dichloroethane	ND	0.50	0.13	U
71-55-6	1,1,1-Trichloroethane	ND	2.5	0.70	U
75-27-4	Bromodichloromethane	ND	0.50	0.19	U
10061-02-6	trans-1,3-Dichloropropene	ND	0.50	0.16	U
10061-01-5	cis-1,3-Dichloropropene	ND	0.50	0.14	U
542-75-6	1,3-Dichloropropene, Total	ND	0.50	0.14	U
75-25-2	Bromoform	ND	2.0	0.65	U
79-34-5	1,1,2,2-Tetrachloroethane	ND	0.50	0.14	U
71-43-2	Benzene	0.38	0.50	0.16	J
108-88-3	Toluene	ND	2.5	0.70	U
100-41-4	Ethylbenzene	ND	2.5	0.70	U
74-87-3	Chloromethane	ND	2.5	0.70	U
74-83-9	Bromomethane	ND	2.5	0.70	U
75-01-4	Vinyl chloride	ND	1.0	0.33	U
75-00-3	Chloroethane	ND	2.5	0.70	U
75-35-4	1,1-Dichloroethene	ND	0.50	0.14	U
156-60-5	trans-1,2-Dichloroethene	ND	2.5	0.70	U

Form 1
Volatile Organics

Client	: Tetra Tech GEO	Lab Number	: L1406036
Project Name	: LOCKHEED N. PLAINFIELD	Project Number	: 117-0507600
Lab ID	: L1406036-56	Date Collected	: 03/21/14 09:15
Client ID	: SW-4	Date Received	: 03/21/14
Sample Location	: N. PLAINFIELD	Date Analyzed	: 03/31/14 00:29
Sample Matrix	: WATER	Dilution Factor	: 1
Analytical Method	: 1,8260C	Analyst	: MS
Lab File ID	: 0330A15	Instrument ID	: ELAINE.I
Sample Amount	: 10 ml	GC Column	: RTX-502.2
Level	: LOW	%Solids	: N/A
Extract Volume (MeOH)	: N/A	Injection Volume	: N/A

		ug/L			
CAS NO.	Parameter	Results	RL	MDL	Qualifier
79-01-6	Trichloroethene	ND	0.50	0.17	U
95-50-1	1,2-Dichlorobenzene	ND	2.5	0.70	U
541-73-1	1,3-Dichlorobenzene	ND	2.5	0.70	U
106-46-7	1,4-Dichlorobenzene	ND	2.5	0.70	U
1634-04-4	Methyl tert butyl ether	ND	2.5	0.70	U
179601-23-1	p/m-Xylene	ND	2.5	0.70	U
95-47-6	o-Xylene	ND	2.5	0.70	U
1330-20-7	Xylene (Total)	ND	2.5	0.70	U
156-59-2	cis-1,2-Dichloroethene	ND	2.5	0.70	U
100-42-5	Styrene	ND	2.5	0.70	U
75-71-8	Dichlorodifluoromethane	ND	5.0	1.0	U
67-64-1	Acetone	1.3	5.0	1.0	J
75-15-0	Carbon disulfide	ND	5.0	1.0	U
78-93-3	2-Butanone	ND	5.0	1.0	U
108-10-1	4-Methyl-2-pentanone	ND	5.0	1.0	U
591-78-6	2-Hexanone	ND	5.0	1.0	U
74-97-5	Bromochloromethane	ND	2.5	0.70	U
106-93-4	1,2-Dibromoethane	ND	2.0	0.65	U
96-12-8	1,2-Dibromo-3-chloropropane	ND	2.5	0.70	U
98-82-8	Isopropylbenzene	ND	2.5	0.70	U
87-61-6	1,2,3-Trichlorobenzene	ND	2.5	0.70	U
120-82-1	1,2,4-Trichlorobenzene	ND	2.5	0.70	U
79-20-9	Methyl Acetate	ND	2.0	0.65	U
110-82-7	Cyclohexane	ND	10	0.70	U
123-91-1	1,4-Dioxane	ND	250	41.	U
108-87-2	Methyl cyclohexane	ND	10	0.29	U
76-13-1	1,1,2-Trichloro-1,2,2-Trifluoroethane	ND	2.5	0.70	U

Tentatively Identified Compounds
Volatile Organics

Client	: Tetra Tech GEO	Lab Number	: L1406036
Project Name	: LOCKHEED N. PLAINFIELD	Project Number	: 117-0507600
Lab ID	: L1406036-56	Date Collected	: 03/21/14 09:15
Client ID	: SW-4	Date Received	: 03/21/14
Sample Location	: N. PLAINFIELD	Date Analyzed	: 03/31/14 00:29
Sample Matrix	: WATER	Dilution Factor	: 1
Analytical Method	: 1,8260C	Analyst	: MS
Lab File ID	: 0330A15	Instrument ID	: ELAINE.I
Sample Amount	: 10 ml	GC Column	: RTX-502.2
Level	: LOW	%Solids	: N/A
Extract Volume (MeOH)	: N/A	Injection Volume	: N/A

Number TICS found: 0 **Concentration Units: ug/L**

CAS Number	Compound Name	RT	EST. CONC.	Qualifier
	NO TENTATIVELY IDENTIFIED COMPOUNDS			

Form 1
Volatile Organics

Client	: Tetra Tech GEO	Lab Number	: L1406036
Project Name	: LOCKHEED N. PLAINFIELD	Project Number	: 117-0507600
Lab ID	: L1406036-57	Date Collected	: 03/21/14 00:00
Client ID	: DUP-06	Date Received	: 03/21/14
Sample Location	: N. PLAINFIELD	Date Analyzed	: 03/31/14 01:04
Sample Matrix	: WATER	Dilution Factor	: 1
Analytical Method	: 1,8260C	Analyst	: MS
Lab File ID	: 0330A16	Instrument ID	: ELAINE.I
Sample Amount	: 10 ml	GC Column	: RTX-502.2
Level	: LOW	%Solids	: N/A
Extract Volume (MeOH)	: N/A	Injection Volume	: N/A

		ug/L			
CAS NO.	Parameter	Results	RL	MDL	Qualifier
75-09-2	Methylene chloride	ND	2.5	0.70	U
75-34-3	1,1-Dichloroethane	ND	2.5	0.70	U
67-66-3	Chloroform	ND	2.5	0.70	U
56-23-5	Carbon tetrachloride	ND	0.50	0.13	U
78-87-5	1,2-Dichloropropane	ND	1.0	0.13	U
124-48-1	Dibromochloromethane	ND	0.50	0.15	U
79-00-5	1,1,2-Trichloroethane	ND	1.5	0.50	U
127-18-4	Tetrachloroethene	ND	0.50	0.18	U
108-90-7	Chlorobenzene	ND	2.5	0.70	U
75-69-4	Trichlorofluoromethane	ND	2.5	0.70	U
107-06-2	1,2-Dichloroethane	ND	0.50	0.13	U
71-55-6	1,1,1-Trichloroethane	ND	2.5	0.70	U
75-27-4	Bromodichloromethane	ND	0.50	0.19	U
10061-02-6	trans-1,3-Dichloropropene	ND	0.50	0.16	U
10061-01-5	cis-1,3-Dichloropropene	ND	0.50	0.14	U
542-75-6	1,3-Dichloropropene, Total	ND	0.50	0.14	U
75-25-2	Bromoform	ND	2.0	0.65	U
79-34-5	1,1,2,2-Tetrachloroethane	ND	0.50	0.14	U
71-43-2	Benzene	0.41	0.50	0.16	J
108-88-3	Toluene	ND	2.5	0.70	U
100-41-4	Ethylbenzene	ND	2.5	0.70	U
74-87-3	Chloromethane	ND	2.5	0.70	U
74-83-9	Bromomethane	ND	2.5	0.70	U
75-01-4	Vinyl chloride	ND	1.0	0.33	U
75-00-3	Chloroethane	ND	2.5	0.70	U
75-35-4	1,1-Dichloroethene	ND	0.50	0.14	U
156-60-5	trans-1,2-Dichloroethene	ND	2.5	0.70	U

Form 1
Volatile Organics

Client	: Tetra Tech GEO	Lab Number	: L1406036
Project Name	: LOCKHEED N. PLAINFIELD	Project Number	: 117-0507600
Lab ID	: L1406036-57	Date Collected	: 03/21/14 00:00
Client ID	: DUP-06	Date Received	: 03/21/14
Sample Location	: N. PLAINFIELD	Date Analyzed	: 03/31/14 01:04
Sample Matrix	: WATER	Dilution Factor	: 1
Analytical Method	: 1,8260C	Analyst	: MS
Lab File ID	: 0330A16	Instrument ID	: ELAINE.I
Sample Amount	: 10 ml	GC Column	: RTX-502.2
Level	: LOW	%Solids	: N/A
Extract Volume (MeOH)	: N/A	Injection Volume	: N/A

		ug/L			
CAS NO.	**Parameter**	**Results**	**RL**	**MDL**	**Qualifier**
79-01-6	Trichloroethene	ND	0.50	0.17	U
95-50-1	1,2-Dichlorobenzene	ND	2.5	0.70	U
541-73-1	1,3-Dichlorobenzene	ND	2.5	0.70	U
106-46-7	1,4-Dichlorobenzene	ND	2.5	0.70	U
1634-04-4	Methyl tert butyl ether	ND	2.5	0.70	U
179601-23-1	p/m-Xylene	ND	2.5	0.70	U
95-47-6	o-Xylene	ND	2.5	0.70	U
1330-20-7	Xylene (Total)	ND	2.5	0.70	U
156-59-2	cis-1,2-Dichloroethene	ND	2.5	0.70	U
100-42-5	Styrene	ND	2.5	0.70	U
75-71-8	Dichlorodifluoromethane	ND	5.0	1.0	U
67-64-1	Acetone	2.0	5.0	1.0	J
75-15-0	Carbon disulfide	ND	5.0	1.0	U
78-93-3	2-Butanone	ND	5.0	1.0	U
108-10-1	4-Methyl-2-pentanone	ND	5.0	1.0	U
591-78-6	2-Hexanone	ND	5.0	1.0	U
74-97-5	Bromochloromethane	ND	2.5	0.70	U
106-93-4	1,2-Dibromoethane	ND	2.0	0.65	U
96-12-8	1,2-Dibromo-3-chloropropane	ND	2.5	0.70	U
98-82-8	Isopropylbenzene	ND	2.5	0.70	U
87-61-6	1,2,3-Trichlorobenzene	ND	2.5	0.70	U
120-82-1	1,2,4-Trichlorobenzene	ND	2.5	0.70	U
79-20-9	Methyl Acetate	ND	2.0	0.65	U
110-82-7	Cyclohexane	ND	10	0.70	U
123-91-1	1,4-Dioxane	ND	250	41.	U
108-87-2	Methyl cyclohexane	ND	10	0.29	U
76-13-1	1,1,2-Trichloro-1,2,2-Trifluoroethane	ND	2.5	0.70	U

Tentatively Identified Compounds
Volatile Organics

Client	: Tetra Tech GEO	Lab Number	: L1406036
Project Name	: LOCKHEED N. PLAINFIELD	Project Number	: 117-0507600
Lab ID	: L1406036-57	Date Collected	: 03/21/14 00:00
Client ID	: DUP-06	Date Received	: 03/21/14
Sample Location	: N. PLAINFIELD	Date Analyzed	: 03/31/14 01:04
Sample Matrix	: WATER	Dilution Factor	: 1
Analytical Method	: 1,8260C	Analyst	: MS
Lab File ID	: 0330A16	Instrument ID	: ELAINE.I
Sample Amount	: 10 ml	GC Column	: RTX-502.2
Level	: LOW	%Solids	: N/A
Extract Volume (MeOH)	: N/A	Injection Volume	: N/A

Number TICS found: 0 **Concentration Units: ug/L**

CAS Number	Compound Name	RT	EST. CONC.	Qualifier
	NO TENTATIVELY IDENTIFIED COMPOUNDS			

Form 1
Volatile Organics

Client	: Tetra Tech GEO	Lab Number	: L1406036
Project Name	: LOCKHEED N. PLAINFIELD	Project Number	: 117-0507600
Lab ID	: WG678883-3	Date Collected	: NA
Client ID	: WG678883-3BLANK	Date Received	: NA
Sample Location	:	Date Analyzed	: 03/28/14 23:05
Sample Matrix	: WATER	Dilution Factor	: 1
Analytical Method	: 1,8260C	Analyst	: MS
Lab File ID	: 0328N04	Instrument ID	: GONZO.I
Sample Amount	: 10 ml	GC Column	: RTX-502.2
Level	: LOW	%Solids	: N/A
Extract Volume (MeOH)	: N/A	Injection Volume	: N/A

		ug/L			
CAS NO.	Parameter	Results	RL	MDL	Qualifier
75-09-2	Methylene chloride	ND	2.5	0.70	U
75-34-3	1,1-Dichloroethane	ND	2.5	0.70	U
67-66-3	Chloroform	ND	2.5	0.70	U
56-23-5	Carbon tetrachloride	ND	0.50	0.13	U
78-87-5	1,2-Dichloropropane	ND	1.0	0.13	U
124-48-1	Dibromochloromethane	ND	0.50	0.15	U
79-00-5	1,1,2-Trichloroethane	ND	1.5	0.50	U
127-18-4	Tetrachloroethene	ND	0.50	0.18	U
108-90-7	Chlorobenzene	ND	2.5	0.70	U
75-69-4	Trichlorofluoromethane	ND	2.5	0.70	U
107-06-2	1,2-Dichloroethane	ND	0.50	0.13	U
71-55-6	1,1,1-Trichloroethane	ND	2.5	0.70	U
75-27-4	Bromodichloromethane	ND	0.50	0.19	U
10061-02-6	trans-1,3-Dichloropropene	ND	0.50	0.16	U
10061-01-5	cis-1,3-Dichloropropene	ND	0.50	0.14	U
542-75-6	1,3-Dichloropropene, Total	ND	0.50	0.14	U
75-25-2	Bromoform	ND	2.0	0.65	U
79-34-5	1,1,2,2-Tetrachloroethane	ND	0.50	0.14	U
71-43-2	Benzene	ND	0.50	0.16	U
108-88-3	Toluene	ND	2.5	0.70	U
100-41-4	Ethylbenzene	ND	2.5	0.70	U
74-87-3	Chloromethane	ND	2.5	0.70	U
74-83-9	Bromomethane	ND	2.5	0.70	U
75-01-4	Vinyl chloride	ND	1.0	0.33	U
75-00-3	Chloroethane	ND	2.5	0.70	U
75-35-4	1,1-Dichloroethene	ND	0.50	0.14	U
156-60-5	trans-1,2-Dichloroethene	ND	2.5	0.70	U

Form 1
Volatile Organics

Client	: Tetra Tech GEO	Lab Number	: L1406036
Project Name	: LOCKHEED N. PLAINFIELD	Project Number	: 117-0507600
Lab ID	: WG678883-3	Date Collected	: NA
Client ID	: WG678883-3BLANK	Date Received	: NA
Sample Location	:	Date Analyzed	: 03/28/14 23:05
Sample Matrix	: WATER	Dilution Factor	: 1
Analytical Method	: 1,8260C	Analyst	: MS
Lab File ID	: 0328N04	Instrument ID	: GONZO.I
Sample Amount	: 10 ml	GC Column	: RTX-502.2
Level	: LOW	%Solids	: N/A
Extract Volume (MeOH)	: N/A	Injection Volume	: N/A

		ug/L			
CAS NO.	Parameter	Results	RL	MDL	Qualifier
79-01-6	Trichloroethene	ND	0.50	0.17	U
95-50-1	1,2-Dichlorobenzene	ND	2.5	0.70	U
541-73-1	1,3-Dichlorobenzene	ND	2.5	0.70	U
106-46-7	1,4-Dichlorobenzene	ND	2.5	0.70	U
1634-04-4	Methyl tert butyl ether	ND	2.5	0.70	U
179601-23-1	p/m-Xylene	ND	2.5	0.70	U
95-47-6	o-Xylene	ND	2.5	0.70	U
1330-20-7	Xylene (Total)	ND	2.5	0.70	U
156-59-2	cis-1,2-Dichloroethene	ND	2.5	0.70	U
100-42-5	Styrene	ND	2.5	0.70	U
75-71-8	Dichlorodifluoromethane	ND	5.0	1.0	U
67-64-1	Acetone	ND	5.0	1.0	U
75-15-0	Carbon disulfide	ND	5.0	1.0	U
78-93-3	2-Butanone	ND	5.0	1.0	U
108-10-1	4-Methyl-2-pentanone	ND	5.0	1.0	U
591-78-6	2-Hexanone	ND	5.0	1.0	U
74-97-5	Bromochloromethane	ND	2.5	0.70	U
106-93-4	1,2-Dibromoethane	ND	2.0	0.65	U
96-12-8	1,2-Dibromo-3-chloropropane	ND	2.5	0.70	U
98-82-8	Isopropylbenzene	ND	2.5	0.70	U
87-61-6	1,2,3-Trichlorobenzene	ND	2.5	0.70	U
120-82-1	1,2,4-Trichlorobenzene	ND	2.5	0.70	U
79-20-9	Methyl Acetate	ND	2.0	0.65	U
110-82-7	Cyclohexane	ND	10	0.70	U
123-91-1	1,4-Dioxane	ND	250	41.	U
108-87-2	Methyl cyclohexane	ND	10	0.29	U
76-13-1	1,1,2-Trichloro-1,2,2-Trifluoroethane	ND	2.5	0.70	U

Tentatively Identified Compounds
Volatile Organics

Client	: Tetra Tech GEO	Lab Number	: L1406036
Project Name	: LOCKHEED N. PLAINFIELD	Project Number	: 117-0507600
Lab ID	: WG678883-3	Date Collected	: NA
Client ID	: WG678883-3BLANK	Date Received	: NA
Sample Location	:	Date Analyzed	: 03/28/14 23:05
Sample Matrix	: WATER	Dilution Factor	: 1
Analytical Method	: 1,8260C	Analyst	: MS
Lab File ID	: 0328N04	Instrument ID	: GONZO.I
Sample Amount	: 10 ml	GC Column	: RTX-502.2
Level	: LOW	%Solids	: N/A
Extract Volume (MeOH)	: N/A	Injection Volume	: N/A

Number TICS found: 0 **Concentration Units: ug/L**

CAS Number	Compound Name	RT	EST. CONC.	Qualifier
	NO TENTATIVELY IDENTIFIED COMPOUNDS			

Form 1
Volatile Organics

Client	: Tetra Tech GEO	Lab Number	: L1406036
Project Name	: LOCKHEED N. PLAINFIELD	Project Number	: 117-0507600
Lab ID	: WG678895-3	Date Collected	: NA
Client ID	: WG678895-3BLANK	Date Received	: NA
Sample Location	:	Date Analyzed	: 03/29/14 12:33
Sample Matrix	: WATER	Dilution Factor	: 1
Analytical Method	: 1,8260C	Analyst	: MS
Lab File ID	: 0329A04	Instrument ID	: GONZO.I
Sample Amount	: 10 ml	GC Column	: RTX-502.2
Level	: LOW	%Solids	: N/A
Extract Volume (MeOH)	: N/A	Injection Volume	: N/A

		ug/L			
CAS NO.	Parameter	Results	RL	MDL	Qualifier
75-09-2	Methylene chloride	ND	2.5	0.70	U
75-34-3	1,1-Dichloroethane	ND	2.5	0.70	U
67-66-3	Chloroform	ND	2.5	0.70	U
56-23-5	Carbon tetrachloride	ND	0.50	0.13	U
78-87-5	1,2-Dichloropropane	ND	1.0	0.13	U
124-48-1	Dibromochloromethane	ND	0.50	0.15	U
79-00-5	1,1,2-Trichloroethane	ND	1.5	0.50	U
110-75-8	2-Chloroethylvinyl ether	ND	10	0.70	U
127-18-4	Tetrachloroethene	ND	0.50	0.18	U
108-90-7	Chlorobenzene	ND	2.5	0.70	U
75-69-4	Trichlorofluoromethane	ND	2.5	0.70	U
107-06-2	1,2-Dichloroethane	ND	0.50	0.13	U
71-55-6	1,1,1-Trichloroethane	ND	2.5	0.70	U
75-27-4	Bromodichloromethane	ND	0.50	0.19	U
10061-02-6	trans-1,3-Dichloropropene	ND	0.50	0.16	U
10061-01-5	cis-1,3-Dichloropropene	ND	0.50	0.14	U
542-75-6	1,3-Dichloropropene, Total	ND	0.50	0.14	U
563-58-6	1,1-Dichloropropene	ND	2.5	0.70	U
75-25-2	Bromoform	ND	2.0	0.65	U
79-34-5	1,1,2,2-Tetrachloroethane	ND	0.50	0.14	U
71-43-2	Benzene	ND	0.50	0.16	U
108-88-3	Toluene	ND	2.5	0.70	U
100-41-4	Ethylbenzene	ND	2.5	0.70	U
74-87-3	Chloromethane	ND	2.5	0.70	U
74-83-9	Bromomethane	ND	2.5	0.70	U
75-01-4	Vinyl chloride	ND	1.0	0.33	U
75-00-3	Chloroethane	ND	2.5	0.70	U

Form 1
Volatile Organics

Client	: Tetra Tech GEO	Lab Number	: L1406036
Project Name	: LOCKHEED N. PLAINFIELD	Project Number	: 117-0507600
Lab ID	: WG678895-3	Date Collected	: NA
Client ID	: WG678895-3BLANK	Date Received	: NA
Sample Location	:	Date Analyzed	: 03/29/14 12:33
Sample Matrix	: WATER	Dilution Factor	: 1
Analytical Method	: 1,8260C	Analyst	: MS
Lab File ID	: 0329A04	Instrument ID	: GONZO.I
Sample Amount	: 10 ml	GC Column	: RTX-502.2
Level	: LOW	%Solids	: N/A
Extract Volume (MeOH)	: N/A	Injection Volume	: N/A

		ug/L			
CAS NO.	Parameter	Results	RL	MDL	Qualifier
75-35-4	1,1-Dichloroethene	ND	0.50	0.14	U
156-60-5	trans-1,2-Dichloroethene	ND	2.5	0.70	U
79-01-6	Trichloroethene	ND	0.50	0.17	U
95-50-1	1,2-Dichlorobenzene	ND	2.5	0.70	U
541-73-1	1,3-Dichlorobenzene	ND	2.5	0.70	U
106-46-7	1,4-Dichlorobenzene	ND	2.5	0.70	U
1634-04-4	Methyl tert butyl ether	ND	2.5	0.70	U
179601-23-1	p/m-Xylene	ND	2.5	0.70	U
95-47-6	o-Xylene	ND	2.5	0.70	U
1330-20-7	Xylene (Total)	ND	2.5	0.70	U
156-59-2	cis-1,2-Dichloroethene	ND	2.5	0.70	U
74-95-3	Dibromomethane	ND	5.0	1.0	U
110-56-5	1,4-Dichlorobutane	ND	5.0	0.46	U
74-88-4	Iodomethane	ND	5.0	1.6	U
96-18-4	1,2,3-Trichloropropane	ND	5.0	0.70	U
100-42-5	Styrene	ND	2.5	0.70	U
75-71-8	Dichlorodifluoromethane	ND	5.0	1.0	U
67-64-1	Acetone	ND	5.0	1.0	U
75-15-0	Carbon disulfide	ND	5.0	1.0	U
78-93-3	2-Butanone	ND	5.0	1.0	U
108-05-4	Vinyl acetate	ND	5.0	1.0	U
108-10-1	4-Methyl-2-pentanone	ND	5.0	1.0	U
591-78-6	2-Hexanone	ND	5.0	1.0	U
97-63-2	Ethyl methacrylate	ND	5.0	0.61	U
107-02-8	Acrolein	ND	5.0	0.63	U
107-13-1	Acrylonitrile	ND	5.0	1.5	U
74-97-5	Bromochloromethane	ND	2.5	0.70	U

Form 1
Volatile Organics

Client	: Tetra Tech GEO	Lab Number	: L1406036
Project Name	: LOCKHEED N. PLAINFIELD	Project Number	: 117-0507600
Lab ID	: WG678895-3	Date Collected	: NA
Client ID	: WG678895-3BLANK	Date Received	: NA
Sample Location	:	Date Analyzed	: 03/29/14 12:33
Sample Matrix	: WATER	Dilution Factor	: 1
Analytical Method	: 1,8260C	Analyst	: MS
Lab File ID	: 0329A04	Instrument ID	: GONZO.I
Sample Amount	: 10 ml	GC Column	: RTX-502.2
Level	: LOW	%Solids	: N/A
Extract Volume (MeOH)	: N/A	Injection Volume	: N/A

		ug/L			
CAS NO.	Parameter	Results	RL	MDL	Qualifier
109-99-9	Tetrahydrofuran	ND	5.0	1.5	U
594-20-7	2,2-Dichloropropane	ND	2.5	0.70	U
106-93-4	1,2-Dibromoethane	ND	2.0	0.65	U
142-28-9	1,3-Dichloropropane	ND	2.5	0.70	U
630-20-6	1,1,1,2-Tetrachloroethane	ND	2.5	0.70	U
108-86-1	Bromobenzene	ND	2.5	0.70	U
104-51-8	n-Butylbenzene	ND	2.5	0.70	U
135-98-8	sec-Butylbenzene	ND	2.5	0.70	U
98-06-6	tert-Butylbenzene	ND	2.5	0.70	U
95-49-8	o-Chlorotoluene	ND	2.5	0.70	U
106-43-4	p-Chlorotoluene	ND	2.5	0.70	U
96-12-8	1,2-Dibromo-3-chloropropane	ND	2.5	0.70	U
87-68-3	Hexachlorobutadiene	ND	2.5	0.70	U
98-82-8	Isopropylbenzene	ND	2.5	0.70	U
99-87-6	p-Isopropyltoluene	ND	2.5	0.70	U
91-20-3	Naphthalene	ND	2.5	0.70	U
103-65-1	n-Propylbenzene	ND	2.5	0.70	U
87-61-6	1,2,3-Trichlorobenzene	ND	2.5	0.70	U
120-82-1	1,2,4-Trichlorobenzene	ND	2.5	0.70	U
108-67-8	1,3,5-Trimethylbenzene	ND	2.5	0.70	U
95-63-6	1,2,4-Trimethylbenzene	ND	2.5	0.70	U
110-57-6	trans-1,4-Dichloro-2-butene	ND	2.5	0.70	U
60-29-7	Ethyl ether	ND	2.5	0.70	U
79-20-9	Methyl Acetate	ND	2.0	0.65	U
141-78-6	Ethyl Acetate	ND	10	0.70	U
108-20-3	Isopropyl Ether	ND	2.0	0.65	U
110-82-7	Cyclohexane	ND	10	0.70	U

Form 1
Volatile Organics

Client	: Tetra Tech GEO	Lab Number	: L1406036
Project Name	: LOCKHEED N. PLAINFIELD	Project Number	: 117-0507600
Lab ID	: WG678895-3	Date Collected	: NA
Client ID	: WG678895-3BLANK	Date Received	: NA
Sample Location	:	Date Analyzed	: 03/29/14 12:33
Sample Matrix	: WATER	Dilution Factor	: 1
Analytical Method	: 1,8260C	Analyst	: MS
Lab File ID	: 0329A04	Instrument ID	: GONZO.I
Sample Amount	: 10 ml	GC Column	: RTX-502.2
Level	: LOW	%Solids	: N/A
Extract Volume (MeOH)	: N/A	Injection Volume	: N/A

		ug/L			
CAS NO.	**Parameter**	**Results**	**RL**	**MDL**	**Qualifier**
75-65-0	tert-Butyl Alcohol	ND	10	1.2	U
637-92-3	Ethyl-Tert-Butyl-Ether	ND	2.5	0.70	U
994-05-8	Tertiary-Amyl Methyl Ether	ND	2.0	0.28	U
123-91-1	1,4-Dioxane	ND	250	41.	U
80-62-6	Methyl methacrylate	ND	2.5	2.5	U
95-93-2	1,2,4,5-Tetramethylbenzene	ND	2.0	0.65	U
105-05-5	1,4-Diethylbenzene	ND	2.0	0.11	U
108-87-2	Methyl cyclohexane	ND	10	0.29	U
76-13-1	1,1,2-Trichloro-1,2,2-Trifluoroethane	ND	2.5	0.70	U
622-96-8	4-Ethyltoluene	ND	2.0	0.70	U

Tentatively Identified Compounds
Volatile Organics

Client	: Tetra Tech GEO	Lab Number	: L1406036
Project Name	: LOCKHEED N. PLAINFIELD	Project Number	: 117-0507600
Lab ID	: WG678895-3	Date Collected	: NA
Client ID	: WG678895-3BLANK	Date Received	: NA
Sample Location	:	Date Analyzed	: 03/29/14 12:33
Sample Matrix	: WATER	Dilution Factor	: 1
Analytical Method	: 1,8260C	Analyst	: MS
Lab File ID	: 0329A04	Instrument ID	: GONZO.I
Sample Amount	: 10 ml	GC Column	: RTX-502.2
Level	: LOW	%Solids	: N/A
Extract Volume (MeOH)	: N/A	Injection Volume	: N/A

Number TICS found: 0 **Concentration Units: ug/L**

CAS Number	Compound Name	RT	EST. CONC.	Qualifier
	NO TENTATIVELY IDENTIFIED COMPOUNDS			

Form 1
Volatile Organics

Client	: Tetra Tech GEO	Lab Number	: L1406036
Project Name	: LOCKHEED N. PLAINFIELD	Project Number	: 117-0507600
Lab ID	: WG678899-3	Date Collected	: NA
Client ID	: WG678899-3BLANK	Date Received	: NA
Sample Location	:	Date Analyzed	: 03/29/14 13:00
Sample Matrix	: WATER	Dilution Factor	: 1
Analytical Method	: 1,8260C	Analyst	: PD
Lab File ID	: 0329A05	Instrument ID	: VOA101.I
Sample Amount	: 10 ml	GC Column	: RTX-502.2
Level	: LOW	%Solids	: N/A
Extract Volume (MeOH)	: N/A	Injection Volume	: N/A

		ug/L			
CAS NO.	Parameter	Results	RL	MDL	Qualifier
75-09-2	Methylene chloride	ND	2.5	0.70	U
75-34-3	1,1-Dichloroethane	ND	2.5	0.70	U
67-66-3	Chloroform	ND	2.5	0.70	U
56-23-5	Carbon tetrachloride	ND	0.50	0.13	U
78-87-5	1,2-Dichloropropane	ND	1.0	0.13	U
124-48-1	Dibromochloromethane	ND	0.50	0.15	U
79-00-5	1,1,2-Trichloroethane	ND	1.5	0.50	U
127-18-4	Tetrachloroethene	ND	0.50	0.18	U
108-90-7	Chlorobenzene	ND	2.5	0.70	U
75-69-4	Trichlorofluoromethane	ND	2.5	0.70	U
107-06-2	1,2-Dichloroethane	ND	0.50	0.13	U
71-55-6	1,1,1-Trichloroethane	ND	2.5	0.70	U
75-27-4	Bromodichloromethane	ND	0.50	0.19	U
10061-02-6	trans-1,3-Dichloropropene	ND	0.50	0.16	U
10061-01-5	cis-1,3-Dichloropropene	ND	0.50	0.14	U
542-75-6	1,3-Dichloropropene, Total	ND	0.50	0.14	U
75-25-2	Bromoform	ND	2.0	0.65	U
79-34-5	1,1,2,2-Tetrachloroethane	ND	0.50	0.14	U
71-43-2	Benzene	ND	0.50	0.16	U
108-88-3	Toluene	ND	2.5	0.70	U
100-41-4	Ethylbenzene	ND	2.5	0.70	U
74-87-3	Chloromethane	ND	2.5	0.70	U
74-83-9	Bromomethane	ND	2.5	0.70	U
75-01-4	Vinyl chloride	ND	1.0	0.33	U
75-00-3	Chloroethane	ND	2.5	0.70	U
75-35-4	1,1-Dichloroethene	ND	0.50	0.14	U
156-60-5	trans-1,2-Dichloroethene	ND	2.5	0.70	U

Form 1
Volatile Organics

Client	: Tetra Tech GEO	Lab Number	: L1406036
Project Name	: LOCKHEED N. PLAINFIELD	Project Number	: 117-0507600
Lab ID	: WG678899-3	Date Collected	: NA
Client ID	: WG678899-3BLANK	Date Received	: NA
Sample Location	:	Date Analyzed	: 03/29/14 13:00
Sample Matrix	: WATER	Dilution Factor	: 1
Analytical Method	: 1,8260C	Analyst	: PD
Lab File ID	: 0329A05	Instrument ID	: VOA101.I
Sample Amount	: 10 ml	GC Column	: RTX-502.2
Level	: LOW	%Solids	: N/A
Extract Volume (MeOH)	: N/A	Injection Volume	: N/A

		ug/L			
CAS NO.	Parameter	Results	RL	MDL	Qualifier
79-01-6	Trichloroethene	ND	0.50	0.17	U
95-50-1	1,2-Dichlorobenzene	ND	2.5	0.70	U
541-73-1	1,3-Dichlorobenzene	ND	2.5	0.70	U
106-46-7	1,4-Dichlorobenzene	ND	2.5	0.70	U
1634-04-4	Methyl tert butyl ether	ND	2.5	0.70	U
179601-23-1	p/m-Xylene	ND	2.5	0.70	U
95-47-6	o-Xylene	ND	2.5	0.70	U
1330-20-7	Xylene (Total)	ND	2.5	0.70	U
156-59-2	cis-1,2-Dichloroethene	ND	2.5	0.70	U
100-42-5	Styrene	ND	2.5	0.70	U
75-71-8	Dichlorodifluoromethane	ND	5.0	1.0	U
67-64-1	Acetone	ND	5.0	1.0	U
75-15-0	Carbon disulfide	ND	5.0	1.0	U
78-93-3	2-Butanone	ND	5.0	1.0	U
108-10-1	4-Methyl-2-pentanone	ND	5.0	1.0	U
591-78-6	2-Hexanone	ND	5.0	1.0	U
74-97-5	Bromochloromethane	ND	2.5	0.70	U
106-93-4	1,2-Dibromoethane	ND	2.0	0.65	U
96-12-8	1,2-Dibromo-3-chloropropane	ND	2.5	0.70	U
98-82-8	Isopropylbenzene	ND	2.5	0.70	U
87-61-6	1,2,3-Trichlorobenzene	ND	2.5	0.70	U
120-82-1	1,2,4-Trichlorobenzene	ND	2.5	0.70	U
79-20-9	Methyl Acetate	ND	2.0	0.65	U
110-82-7	Cyclohexane	ND	10	0.70	U
123-91-1	1,4-Dioxane	ND	250	41.	U
108-87-2	Methyl cyclohexane	ND	10	0.29	U
76-13-1	1,1,2-Trichloro-1,2,2-Trifluoroethane	ND	2.5	0.70	U

Tentatively Identified Compounds
Volatile Organics

Client	: Tetra Tech GEO	Lab Number	: L1406036
Project Name	: LOCKHEED N. PLAINFIELD	Project Number	: 117-0507600
Lab ID	: WG678899-3	Date Collected	: NA
Client ID	: WG678899-3BLANK	Date Received	: NA
Sample Location	:	Date Analyzed	: 03/29/14 13:00
Sample Matrix	: WATER	Dilution Factor	: 1
Analytical Method	: 1,8260C	Analyst	: PD
Lab File ID	: 0329A05	Instrument ID	: VOA101.I
Sample Amount	: 10 ml	GC Column	: RTX-502.2
Level	: LOW	%Solids	: N/A
Extract Volume (MeOH)	: N/A	Injection Volume	: N/A

Number TICS found: 0 **Concentration Units: ug/L**

CAS Number	Compound Name	RT	EST. CONC.	Qualifier
	NO TENTATIVELY IDENTIFIED COMPOUNDS			

Form 1
Volatile Organics

Client	: Tetra Tech GEO	Lab Number	: L1406036
Project Name	: LOCKHEED N. PLAINFIELD	Project Number	: 117-0507600
Lab ID	: WG678962-3	Date Collected	: NA
Client ID	: WG678962-3BLANK	Date Received	: NA
Sample Location	:	Date Analyzed	: 03/29/14 12:58
Sample Matrix	: WATER	Dilution Factor	: 1
Analytical Method	: 1,8260C	Analyst	: MS
Lab File ID	: 0329A05	Instrument ID	: ELAINE.I
Sample Amount	: 10 ml	GC Column	: RTX-502.2
Level	: LOW	%Solids	: N/A
Extract Volume (MeOH)	: N/A	Injection Volume	: N/A

		ug/L			
CAS NO.	Parameter	Results	RL	MDL	Qualifier
75-09-2	Methylene chloride	ND	2.5	0.70	U
75-34-3	1,1-Dichloroethane	ND	2.5	0.70	U
67-66-3	Chloroform	ND	2.5	0.70	U
56-23-5	Carbon tetrachloride	ND	0.50	0.13	U
78-87-5	1,2-Dichloropropane	ND	1.0	0.13	U
124-48-1	Dibromochloromethane	ND	0.50	0.15	U
79-00-5	1,1,2-Trichloroethane	ND	1.5	0.50	U
127-18-4	Tetrachloroethene	ND	0.50	0.18	U
108-90-7	Chlorobenzene	ND	2.5	0.70	U
75-69-4	Trichlorofluoromethane	ND	2.5	0.70	U
107-06-2	1,2-Dichloroethane	ND	0.50	0.13	U
71-55-6	1,1,1-Trichloroethane	ND	2.5	0.70	U
75-27-4	Bromodichloromethane	ND	0.50	0.19	U
10061-02-6	trans-1,3-Dichloropropene	ND	0.50	0.16	U
10061-01-5	cis-1,3-Dichloropropene	ND	0.50	0.14	U
542-75-6	1,3-Dichloropropene, Total	ND	0.50	0.14	U
75-25-2	Bromoform	ND	2.0	0.65	U
79-34-5	1,1,2,2-Tetrachloroethane	ND	0.50	0.14	U
71-43-2	Benzene	ND	0.50	0.16	U
108-88-3	Toluene	ND	2.5	0.70	U
100-41-4	Ethylbenzene	ND	2.5	0.70	U
74-87-3	Chloromethane	ND	2.5	0.70	U
74-83-9	Bromomethane	ND	2.5	0.70	U
75-01-4	Vinyl chloride	ND	1.0	0.33	U
75-00-3	Chloroethane	ND	2.5	0.70	U
75-35-4	1,1-Dichloroethene	ND	0.50	0.14	U
156-60-5	trans-1,2-Dichloroethene	ND	2.5	0.70	U

Form 1
Volatile Organics

Client	: Tetra Tech GEO	Lab Number	: L1406036
Project Name	: LOCKHEED N. PLAINFIELD	Project Number	: 117-0507600
Lab ID	: WG678962-3	Date Collected	: NA
Client ID	: WG678962-3BLANK	Date Received	: NA
Sample Location	:	Date Analyzed	: 03/29/14 12:58
Sample Matrix	: WATER	Dilution Factor	: 1
Analytical Method	: 1,8260C	Analyst	: MS
Lab File ID	: 0329A05	Instrument ID	: ELAINE.I
Sample Amount	: 10 ml	GC Column	: RTX-502.2
Level	: LOW	%Solids	: N/A
Extract Volume (MeOH)	: N/A	Injection Volume	: N/A

		ug/L			
CAS NO.	Parameter	Results	RL	MDL	Qualifier
79-01-6	Trichloroethene	ND	0.50	0.17	U
95-50-1	1,2-Dichlorobenzene	ND	2.5	0.70	U
541-73-1	1,3-Dichlorobenzene	ND	2.5	0.70	U
106-46-7	1,4-Dichlorobenzene	ND	2.5	0.70	U
1634-04-4	Methyl tert butyl ether	ND	2.5	0.70	U
179601-23-1	p/m-Xylene	ND	2.5	0.70	U
95-47-6	o-Xylene	ND	2.5	0.70	U
1330-20-7	Xylene (Total)	ND	2.5	0.70	U
156-59-2	cis-1,2-Dichloroethene	ND	2.5	0.70	U
100-42-5	Styrene	ND	2.5	0.70	U
75-71-8	Dichlorodifluoromethane	ND	5.0	1.0	U
67-64-1	Acetone	ND	5.0	1.0	U
75-15-0	Carbon disulfide	ND	5.0	1.0	U
78-93-3	2-Butanone	ND	5.0	1.0	U
108-10-1	4-Methyl-2-pentanone	ND	5.0	1.0	U
591-78-6	2-Hexanone	ND	5.0	1.0	U
74-97-5	Bromochloromethane	ND	2.5	0.70	U
106-93-4	1,2-Dibromoethane	ND	2.0	0.65	U
96-12-8	1,2-Dibromo-3-chloropropane	ND	2.5	0.70	U
98-82-8	Isopropylbenzene	ND	2.5	0.70	U
87-61-6	1,2,3-Trichlorobenzene	ND	2.5	0.70	U
120-82-1	1,2,4-Trichlorobenzene	ND	2.5	0.70	U
79-20-9	Methyl Acetate	ND	2.0	0.65	U
110-82-7	Cyclohexane	ND	10	0.70	U
123-91-1	1,4-Dioxane	ND	250	41.	U
108-87-2	Methyl cyclohexane	ND	10	0.29	U
76-13-1	1,1,2-Trichloro-1,2,2-Trifluoroethane	ND	2.5	0.70	U

Tentatively Identified Compounds
Volatile Organics

Client	: Tetra Tech GEO	Lab Number	: L1406036
Project Name	: LOCKHEED N. PLAINFIELD	Project Number	: 117-0507600
Lab ID	: WG678962-3	Date Collected	: NA
Client ID	: WG678962-3BLANK	Date Received	: NA
Sample Location	:	Date Analyzed	: 03/29/14 12:58
Sample Matrix	: WATER	Dilution Factor	: 1
Analytical Method	: 1,8260C	Analyst	: MS
Lab File ID	: 0329A05	Instrument ID	: ELAINE.I
Sample Amount	: 10 ml	GC Column	: RTX-502.2
Level	: LOW	%Solids	: N/A
Extract Volume (MeOH)	: N/A	Injection Volume	: N/A

Number TICS found: 0 **Concentration Units: ug/L**

CAS Number	Compound Name	RT	EST. CONC.	Qualifier
	NO TENTATIVELY IDENTIFIED COMPOUNDS			

Form 1
Volatile Organics

Client	: Tetra Tech GEO	Lab Number	: L1406036
Project Name	: LOCKHEED N. PLAINFIELD	Project Number	: 117-0507600
Lab ID	: WG679027-3	Date Collected	: NA
Client ID	: WG679027-3BLANK	Date Received	: NA
Sample Location	:	Date Analyzed	: 03/30/14 18:05
Sample Matrix	: WATER	Dilution Factor	: 1
Analytical Method	: 1,8260C	Analyst	: MS
Lab File ID	: 0330A04	Instrument ID	: ELAINE.I
Sample Amount	: 10 ml	GC Column	: RTX-502.2
Level	: LOW	%Solids	: N/A
Extract Volume (MeOH)	: N/A	Injection Volume	: N/A

		ug/L			
CAS NO.	Parameter	Results	RL	MDL	Qualifier
75-09-2	Methylene chloride	ND	2.5	0.70	U
75-34-3	1,1-Dichloroethane	ND	2.5	0.70	U
67-66-3	Chloroform	ND	2.5	0.70	U
56-23-5	Carbon tetrachloride	ND	0.50	0.13	U
78-87-5	1,2-Dichloropropane	ND	1.0	0.13	U
124-48-1	Dibromochloromethane	ND	0.50	0.15	U
79-00-5	1,1,2-Trichloroethane	ND	1.5	0.50	U
127-18-4	Tetrachloroethene	ND	0.50	0.18	U
108-90-7	Chlorobenzene	ND	2.5	0.70	U
75-69-4	Trichlorofluoromethane	ND	2.5	0.70	U
107-06-2	1,2-Dichloroethane	ND	0.50	0.13	U
71-55-6	1,1,1-Trichloroethane	ND	2.5	0.70	U
75-27-4	Bromodichloromethane	ND	0.50	0.19	U
10061-02-6	trans-1,3-Dichloropropene	ND	0.50	0.16	U
10061-01-5	cis-1,3-Dichloropropene	ND	0.50	0.14	U
542-75-6	1,3-Dichloropropene, Total	ND	0.50	0.14	U
75-25-2	Bromoform	ND	2.0	0.65	U
79-34-5	1,1,2,2-Tetrachloroethane	ND	0.50	0.14	U
71-43-2	Benzene	ND	0.50	0.16	U
108-88-3	Toluene	ND	2.5	0.70	U
100-41-4	Ethylbenzene	ND	2.5	0.70	U
74-87-3	Chloromethane	ND	2.5	0.70	U
74-83-9	Bromomethane	ND	2.5	0.70	U
75-01-4	Vinyl chloride	ND	1.0	0.33	U
75-00-3	Chloroethane	ND	2.5	0.70	U
75-35-4	1,1-Dichloroethene	ND	0.50	0.14	U
156-60-5	trans-1,2-Dichloroethene	ND	2.5	0.70	U

Form 1
Volatile Organics

Client	: Tetra Tech GEO	Lab Number	: L1406036
Project Name	: LOCKHEED N. PLAINFIELD	Project Number	: 117-0507600
Lab ID	: WG679027-3	Date Collected	: NA
Client ID	: WG679027-3BLANK	Date Received	: NA
Sample Location	:	Date Analyzed	: 03/30/14 18:05
Sample Matrix	: WATER	Dilution Factor	: 1
Analytical Method	: 1,8260C	Analyst	: MS
Lab File ID	: 0330A04	Instrument ID	: ELAINE.I
Sample Amount	: 10 ml	GC Column	: RTX-502.2
Level	: LOW	%Solids	: N/A
Extract Volume (MeOH)	: N/A	Injection Volume	: N/A

		ug/L			
CAS NO.	Parameter	Results	RL	MDL	Qualifier
79-01-6	Trichloroethene	ND	0.50	0.17	U
95-50-1	1,2-Dichlorobenzene	ND	2.5	0.70	U
541-73-1	1,3-Dichlorobenzene	ND	2.5	0.70	U
106-46-7	1,4-Dichlorobenzene	ND	2.5	0.70	U
1634-04-4	Methyl tert butyl ether	ND	2.5	0.70	U
179601-23-1	p/m-Xylene	ND	2.5	0.70	U
95-47-6	o-Xylene	ND	2.5	0.70	U
1330-20-7	Xylene (Total)	ND	2.5	0.70	U
156-59-2	cis-1,2-Dichloroethene	ND	2.5	0.70	U
100-42-5	Styrene	ND	2.5	0.70	U
75-71-8	Dichlorodifluoromethane	ND	5.0	1.0	U
67-64-1	Acetone	ND	5.0	1.0	U
75-15-0	Carbon disulfide	ND	5.0	1.0	U
78-93-3	2-Butanone	ND	5.0	1.0	U
108-10-1	4-Methyl-2-pentanone	ND	5.0	1.0	U
591-78-6	2-Hexanone	ND	5.0	1.0	U
74-97-5	Bromochloromethane	ND	2.5	0.70	U
106-93-4	1,2-Dibromoethane	ND	2.0	0.65	U
96-12-8	1,2-Dibromo-3-chloropropane	ND	2.5	0.70	U
98-82-8	Isopropylbenzene	ND	2.5	0.70	U
87-61-6	1,2,3-Trichlorobenzene	ND	2.5	0.70	U
120-82-1	1,2,4-Trichlorobenzene	ND	2.5	0.70	U
79-20-9	Methyl Acetate	ND	2.0	0.65	U
110-82-7	Cyclohexane	ND	10	0.70	U
123-91-1	1,4-Dioxane	ND	250	41.	U
108-87-2	Methyl cyclohexane	ND	10	0.29	U
76-13-1	1,1,2-Trichloro-1,2,2-Trifluoroethane	ND	2.5	0.70	U

Tentatively Identified Compounds
Volatile Organics

Client	: Tetra Tech GEO	Lab Number	: L1406036
Project Name	: LOCKHEED N. PLAINFIELD	Project Number	: 117-0507600
Lab ID	: WG679027-3	Date Collected	: NA
Client ID	: WG679027-3BLANK	Date Received	: NA
Sample Location	:	Date Analyzed	: 03/30/14 18:05
Sample Matrix	: WATER	Dilution Factor	: 1
Analytical Method	: 1,8260C	Analyst	: MS
Lab File ID	: 0330A04	Instrument ID	: ELAINE.I
Sample Amount	: 10 ml	GC Column	: RTX-502.2
Level	: LOW	%Solids	: N/A
Extract Volume (MeOH)	: N/A	Injection Volume	: N/A

Number TICS found: 0 **Concentration Units: ug/L**

CAS Number	Compound Name	RT	EST. CONC.	Qualifier
	NO TENTATIVELY IDENTIFIED COMPOUNDS			

Tuning Results Summary

5A
VOLATILE ORGANICS INSTRUMENT PERFORMANCE CHECK
BROMOFLUOROBENZENE (BFB)

Lab Name: Alpha Analytical Labs

SDG No.: L1406036

Lab File ID: BFB0324A_tune BFB Injection Date: 03/24/14

Instrument ID: Elaine.i BFB Injection Time: 20:04

m/e	ION ABUNDANCE CRITERIA	% Relative Abundance
95	Base Peak, 100% relative abundance	100
50	15.0 - 40.0% of mass 95	17.8
75	30.0 - 60.0% of mass 95	48.2
96	5.0 - 9.0% of mass 95	6.8
173	Less than 2.0% of mass 174	0.3 (0.49)1
174	Greater than 50.0 of mass 95	60.6
175	5.0 - 9.0% of mass 174	4.3 (7.15)1
176	95.0 - 101% of mass 174	57.6 (95.1)1
177	5.0 - 9.0% of mass 176	3.9 (6.71)2

1-Value is % of mass 174 2-Value is % of mass 176

THIS CHECK APPLIES TO THE FOLLOWING SAMPLES, MS, MSD, BLANKS, AND STANDARDS:

	CLIENT SAMPLE NO.	LAB SAMPLE ID	LAB FILE ID	DATE ANALYZED	TIME ANALYZED
01	ICAL L1	ICAL L1	0324A03	03/24/14	21:37
02	ICAL L2	ICAL L2	0324A04	03/24/14	22:12
03	ICAL L3	ICAL L3	0324A05	03/24/14	22:47
04	ICAL L4	ICAL L4	0324A06	03/24/14	23:22
05	ICAL L5	ICAL L5	0324A07	03/24/14	23:57
06	ICAL L6	ICAL L6	0324A08	03/25/14	00:31
07	ICAL L7	ICAL L7	0324A09	03/25/14	01:06
08	ICAL L8	ICAL L8	0324A10	03/25/14	01:41
09	ICAL L9	ICAL L9	0324A11	03/25/14	02:15
10	ICAL L10	ICAL L10	0324A12	03/25/14	02:50
11	ICV Quant Report	ICV Quant Repo	0324A18	03/25/14	06:18
12	ICV Summary Form	ICV Summary Fo	ccal	03/25/14	06:18

FORM V NJ-8260

5A
VOLATILE ORGANICS INSTRUMENT PERFORMANCE CHECK
BROMOFLUOROBENZENE (BFB)

Lab Name: Alpha Analytical Labs

SDG No.: L1406036

Lab File ID: BFB0324N_tune BFB Injection Date: 03/24/14

Instrument ID: Gonzo.i BFB Injection Time: 20:08

m/e	ION ABUNDANCE CRITERIA	% Relative Abundance
95	Base Peak, 100% relative abundance	100
50	15.0 - 40.0% of mass 95	17.2
75	30.0 - 60.0% of mass 95	57
96	5.0 - 9.0% of mass 95	6.7
173	Less than 2.0% of mass 174	0.8 (1.33)1
174	Greater than 50.0 of mass 95	63.6
175	5.0 - 9.0% of mass 174	5.4 (8.46)1
176	95.0 - 101% of mass 174	63.8 (100.)1
177	5.0 - 9.0% of mass 176	3.8 (5.90)2

1-Value is % of mass 174 2-Value is % of mass 176

THIS CHECK APPLIES TO THE FOLLOWING SAMPLES, MS, MSD, BLANKS, AND STANDARDS:

	CLIENT SAMPLE NO.	LAB SAMPLE ID	LAB FILE ID	DATE ANALYZED	TIME ANALYZED
01	ICAL L1	ICAL L1	0324N03	03/24/14	21:45
02	ICAL L2	ICAL L2	0324N04	03/24/14	22:20
03	ICAL L3	ICAL L3	0324N05	03/24/14	22:56
04	ICAL L4	ICAL L4	0324N06	03/24/14	23:32
05	ICAL L5	ICAL L5	0324N07	03/25/14	00:08
06	ICAL L6	ICAL L6	0324N08	03/25/14	00:44
07	ICAL L7	ICAL L7	0324N09	03/25/14	01:19
08	ICAL L8	ICAL L8	0324N10	03/25/14	01:55
09	ICAL L9	ICAL L9	0324N11	03/25/14	02:30
10	ICAL L10	ICAL L10	0324N12	03/25/14	03:06
11	ICV Quant Report	ICV Quant Repo	0324N17	03/25/14	06:05
12	ICV Summary Form	ICV Summary Fo	ccal	03/25/14	06:05

FORM V NJ-8260

5A
VOLATILE ORGANICS INSTRUMENT PERFORMANCE CHECK
BROMOFLUOROBENZENE (BFB)

Lab Name: Alpha Analytical Labs

SDG No.: L1406036

Lab File ID: BFB0324A_tune BFB Injection Date: 03/24/14

Instrument ID: Voa101.i BFB Injection Time: 09:21

m/e	ION ABUNDANCE CRITERIA	% Relative Abundance
95	Base Peak, 100% relative abundance	100
50	15.0 - 40.0% of mass 95	25.5
75	30.0 - 60.0% of mass 95	48.5
96	5.0 - 9.0% of mass 95	7.4
173	Less than 2.0% of mass 174	0.4 (0.58)1
174	Greater than 50.0 of mass 95	73.3
175	5.0 - 9.0% of mass 174	5.3 (7.26)1
176	95.0 - 101% of mass 174	70 (95.4)1
177	5.0 - 9.0% of mass 176	4.8 (6.86)2

1-Value is % of mass 174 2-Value is % of mass 176

THIS CHECK APPLIES TO THE FOLLOWING SAMPLES, MS, MSD, BLANKS, AND STANDARDS:

	CLIENT SAMPLE NO.	LAB SAMPLE ID	LAB FILE ID	DATE ANALYZED	TIME ANALYZED
01	ICAL L1	ICAL L1	0324A03	03/24/14	10:37
02	ICAL L2	ICAL L2	0324A04	03/24/14	11:06
03	ICAL L3	ICAL L3	0324A05	03/24/14	11:34
04	ICAL L4	ICAL L4	0324A06	03/24/14	12:03
05	ICAL L5	ICAL L5	0324A07	03/24/14	12:32
06	ICAL L6	ICAL L6	0324A08	03/24/14	13:01
07	ICAL L7	ICAL L7	0324A09	03/24/14	13:30
08	ICAL L8	ICAL L8	0324A10	03/24/14	13:59
09	ICAL L9	ICAL L9	0324A11	03/24/14	14:28
10	ICAL L10	ICAL L10	0324A12	03/24/14	14:57

FORM V NJ-8260

5A
VOLATILE ORGANICS INSTRUMENT PERFORMANCE CHECK
BROMOFLUOROBENZENE (BFB)

Lab Name: Alpha Analytical Labs

SDG No.: L1406036

Lab File ID: BFB0324N_tune BFB Injection Date: 03/24/14

Instrument ID: Voa101.i BFB Injection Time: 19:32

m/e	ION ABUNDANCE CRITERIA	% Relative Abundance
95	Base Peak, 100% relative abundance	100
50	15.0 - 40.0% of mass 95	25.1
75	30.0 - 60.0% of mass 95	47.5
96	5.0 - 9.0% of mass 95	7.3
173	Less than 2.0% of mass 174	0.5 (0.66)1
174	Greater than 50.0 of mass 95	70.5
175	5.0 - 9.0% of mass 174	5.4 (7.60)1
176	95.0 - 101% of mass 174	68.5 (97.1)1
177	5.0 - 9.0% of mass 176	4.2 (6.15)2

1-Value is % of mass 174 2-Value is % of mass 176

THIS CHECK APPLIES TO THE FOLLOWING SAMPLES, MS, MSD, BLANKS, AND STANDARDS:

	CLIENT SAMPLE NO.	LAB SAMPLE ID	LAB FILE ID	DATE ANALYZED	TIME ANALYZED
01	ICV Quant Report	ICV Quant Repo	0324N01	03/24/14	19:53
02	ICV Summary Form	ICV Summary Fo	ccal	03/24/14	19:53

FORM V NJ-8260

5A
VOLATILE ORGANICS INSTRUMENT PERFORMANCE CHECK
BROMOFLUOROBENZENE (BFB)

Lab Name: Alpha Analytical Labs

SDG No.: L1406036

Lab File ID: BFB0329A_tune BFB Injection Date: 03/29/14

Instrument ID: Elaine.i BFB Injection Time: 10:26

m/e	ION ABUNDANCE CRITERIA	% Relative Abundance
95	Base Peak, 100% relative abundance	100
50	15.0 - 40.0% of mass 95	17.3
75	30.0 - 60.0% of mass 95	48.7
96	5.0 - 9.0% of mass 95	6.7
173	Less than 2.0% of mass 174	0.4 (0.67)1
174	Greater than 50.0 of mass 95	61.2
175	5.0 - 9.0% of mass 174	4.2 (6.82)1
176	95.0 - 101% of mass 174	58.6 (95.8)1
177	5.0 - 9.0% of mass 176	3.7 (6.29)2

1-Value is % of mass 174 2-Value is % of mass 176

THIS CHECK APPLIES TO THE FOLLOWING SAMPLES, MS, MSD, BLANKS, AND STANDARDS:

	CLIENT SAMPLE NO.	LAB SAMPLE ID	LAB FILE ID	DATE ANALYZED	TIME ANALYZED
01	WG678962-1LCS	WG678962-1	0329A02	03/29/14	11:14
02	wg679-1,31,10	wg679-1,31,10	0329A02	03/29/14	11:14
03	WG678962-2LCSD	WG678962-2	0329A03	03/29/14	11:49
04	WG678962-3BLANK	WG678962-3	0329A05	03/29/14	12:58
05	MW-503S	L1406036-15	0329A07	03/29/14	14:08
06	MW-503I	L1406036-16	0329A08	03/29/14	14:42
07	MW-550S	L1406036-17	0329A09	03/29/14	15:17
08	MW-550I	L1406036-18	0329A10	03/29/14	15:52
09	MW-502S	L1406036-19	0329A11	03/29/14	16:27
10	MW-546I	L1406036-22	0329A12	03/29/14	17:02
11	MW-546D	L1406036-23	0329A13	03/29/14	17:37
12	MW-3D	L1406036-24	0329A14	03/29/14	18:12
13	PZ-522S	L1406036-25	0329A15	03/29/14	18:46
14	PZ-522I	L1406036-26	0329A16	03/29/14	19:21
15	PZ-522D	L1406036-27	0329A17	03/29/14	19:56
16	MW-547S	L1406036-28	0329A18	03/29/14	20:31
17	MW-547I	L1406036-29	0329A19	03/29/14	21:06
18	MW-547D	L1406036-30	0329A20	03/29/14	21:41

FORM V NJ-8260

5A
VOLATILE ORGANICS INSTRUMENT PERFORMANCE CHECK
BROMOFLUOROBENZENE (BFB)

Lab Name: Alpha Analytical Labs

SDG No.: L1406036

Lab File ID: BFB0330A_tune BFB Injection Date: 03/30/14

Instrument ID: Elaine.i BFB Injection Time: 16:08

m/e	ION ABUNDANCE CRITERIA	% Relative Abundance
95	Base Peak, 100% relative abundance	100
50	15.0 - 40.0% of mass 95	18.7
75	30.0 - 60.0% of mass 95	50.2
96	5.0 - 9.0% of mass 95	6.9
173	Less than 2.0% of mass 174	0.3 (0.59)1
174	Greater than 50.0 of mass 95	57.5
175	5.0 - 9.0% of mass 174	4 (6.97)1
176	95.0 - 101% of mass 174	54.9 (95.4)1
177	5.0 - 9.0% of mass 176	3.6 (6.57)2

1-Value is % of mass 174 2-Value is % of mass 176

THIS CHECK APPLIES TO THE FOLLOWING SAMPLES, MS, MSD, BLANKS, AND STANDARDS:

	CLIENT SAMPLE NO.	LAB SAMPLE ID	LAB FILE ID	DATE ANALYZED	TIME ANALYZED
01	WG679027-1LCS	WG679027-1	0330A01	03/30/14	16:21
02	wg678-1,31,10	wg678-1,31,10	0330A01	03/30/14	16:21
03	WG679027-2LCSD	WG679027-2	0330A02	03/30/14	16:56
04	WG679027-3BLANK	WG679027-3	0330A04	03/30/14	18:05
05	DUP-05	L1406036-52	0330A11	03/30/14	22:10
06	SW-1	L1406036-53	0330A12	03/30/14	22:44
07	SW-2	L1406036-54	0330A13	03/30/14	23:19
08	SW-3	L1406036-55	0330A14	03/30/14	23:54
09	SW-4	L1406036-56	0330A15	03/31/14	00:29
10	DUP-06	L1406036-57	0330A16	03/31/14	01:04

FORM V NJ-8260

5A
VOLATILE ORGANICS INSTRUMENT PERFORMANCE CHECK
BROMOFLUOROBENZENE (BFB)

Lab Name: Alpha Analytical Labs

SDG No.: L1406036

Lab File ID: BFB0328N_tune BFB Injection Date: 03/28/14

Instrument ID: Gonzo.i BFB Injection Time: 21:02

m/e	ION ABUNDANCE CRITERIA	% Relative Abundance
95	Base Peak, 100% relative abundance	100
50	15.0 - 40.0% of mass 95	16.4
75	30.0 - 60.0% of mass 95	55.9
96	5.0 - 9.0% of mass 95	7.4
173	Less than 2.0% of mass 174	0 (0.00)1
174	Greater than 50.0 of mass 95	64.5
175	5.0 - 9.0% of mass 174	5.4 (8.41)1
176	95.0 - 101% of mass 174	64.2 (99.6)1
177	5.0 - 9.0% of mass 176	4 (6.22)2

1-Value is % of mass 174 2-Value is % of mass 176

THIS CHECK APPLIES TO THE FOLLOWING SAMPLES, MS, MSD, BLANKS, AND STANDARDS:

	CLIENT SAMPLE NO.	LAB SAMPLE ID	LAB FILE ID	DATE ANALYZED	TIME ANALYZED
01	WG678883-1LCS	WG678883-1	0328N01	03/28/14	21:17
02	wg678-1,31,10	wg678-1,31,10	0328N01	03/28/14	21:17
03	WG678883-2LCSD	WG678883-2	0328N02	03/28/14	21:53
04	WG678883-3BLANK	WG678883-3	0328N04	03/28/14	23:05
05	MW-502I	L1406036-20	0328N05	03/28/14	23:41
06	MW-546S	L1406036-21	0328N06	03/29/14	00:17

FORM V NJ-8260

5A
VOLATILE ORGANICS INSTRUMENT PERFORMANCE CHECK
BROMOFLUOROBENZENE (BFB)

Lab Name: Alpha Analytical Labs

SDG No.: L1406036

Lab File ID: BFB0329A_tune BFB Injection Date: 03/29/14

Instrument ID: Gonzo.i BFB Injection Time: 10:30

m/e	ION ABUNDANCE CRITERIA	% Relative Abundance
95	Base Peak, 100% relative abundance	100
50	15.0 - 40.0% of mass 95	16.2
75	30.0 - 60.0% of mass 95	59.1
96	5.0 - 9.0% of mass 95	6.9
173	Less than 2.0% of mass 174	0 (0.00)1
174	Greater than 50.0 of mass 95	65.2
175	5.0 - 9.0% of mass 174	4.9 (7.47)1
176	95.0 - 101% of mass 174	63.2 (97.0)1
177	5.0 - 9.0% of mass 176	4.2 (6.71)2

1-Value is % of mass 174 2-Value is % of mass 176

THIS CHECK APPLIES TO THE FOLLOWING SAMPLES, MS, MSD, BLANKS, AND STANDARDS:

	CLIENT SAMPLE NO.	LAB SAMPLE ID	LAB FILE ID	DATE ANALYZED	TIME ANALYZED
01	WG678895-1LCS	WG678895-1	0329A01	03/29/14	10:45
02	wg678-1,31,10	wg678-1,31,10	0329A01	03/29/14	10:45
03	WG678895-2LCSD	WG678895-2	0329A02	03/29/14	11:21
04	WG678895-3BLANK	WG678895-3	0329A04	03/29/14	12:33
05	MW-506S	L1406036-01	0329A06	03/29/14	13:46
06	MW-506I	L1406036-02	0329A07	03/29/14	14:22
07	MW-1S	L1406036-03	0329A08	03/29/14	14:58
08	MW-1I	L1406036-04	0329A09	03/29/14	15:34
09	MW-508S	L1406036-05	0329A10	03/29/14	16:10
10	MW-508D	L1406036-06	0329A11	03/29/14	16:47
11	MW-507S	L1406036-07	0329A12	03/29/14	17:23
12	MW-507I	L1406036-08	0329A13	03/29/14	17:59
13	MW-549S	L1406036-09	0329A14	03/29/14	18:35
14	MW-532S	L1406036-11	0329A15	03/29/14	19:12
15	MW-532D	L1406036-12	0329A16	03/29/14	19:47
16	MW-501S	L1406036-13	0329A17	03/29/14	20:24
17	MW-501I	L1406036-14	0329A18	03/29/14	21:00
18	MW-549I	L1406036-10D	0329A19	03/29/14	21:36
19	DUP-01	L1406036-48D	0329A20	03/29/14	22:13

FORM V NJ-8260

5A
VOLATILE ORGANICS INSTRUMENT PERFORMANCE CHECK
BROMOFLUOROBENZENE (BFB)

Lab Name: Alpha Analytical Labs

SDG No.: L1406036

Lab File ID: BFB0329A_tune BFB Injection Date: 03/29/14

Instrument ID: Voa101.i BFB Injection Time: 10:43

m/e	ION ABUNDANCE CRITERIA	% Relative Abundance
95	Base Peak, 100% relative abundance	100
50	15.0 - 40.0% of mass 95	28.8
75	30.0 - 60.0% of mass 95	52.3
96	5.0 - 9.0% of mass 95	6.5
173	Less than 2.0% of mass 174	0.3 (0.46)1
174	Greater than 50.0 of mass 95	69.4
175	5.0 - 9.0% of mass 174	5.3 (7.61)1
176	95.0 - 101% of mass 174	67.6 (97.3)1
177	5.0 - 9.0% of mass 176	4.2 (6.20)2

1-Value is % of mass 174 2-Value is % of mass 176

THIS CHECK APPLIES TO THE FOLLOWING SAMPLES, MS, MSD, BLANKS, AND STANDARDS:

	CLIENT SAMPLE NO.	LAB SAMPLE ID	LAB FILE ID	DATE ANALYZED	TIME ANALYZED
01	WG678899-1LCS	WG678899-1	0329A02	03/29/14	11:27
02	wg678-1,31,10	wg678-1,31,10	0329A02	03/29/14	11:27
03	WG678899-2LCSD	WG678899-2	0329A03	03/29/14	11:56
04	WG678899-3BLANK	WG678899-3	0329A05	03/29/14	13:00
05	PZ-521S	L1406036-31	0329A06	03/29/14	13:29
06	PZ-521I	L1406036-32	0329A07	03/29/14	13:57
07	MW-505S	L1406036-33	0329A08	03/29/14	14:26
08	MW-505I	L1406036-34	0329A09	03/29/14	14:55
09	MW-2I	L1406036-35	0329A10	03/29/14	15:24
10	MW-2D	L1406036-36	0329A11	03/29/14	15:53
11	MW-545S	L1406036-37	0329A12	03/29/14	16:22
12	MW-545I	L1406036-38	0329A13	03/29/14	16:51
13	MW-545D	L1406036-39	0329A14	03/29/14	17:19
14	MW-544S	L1406036-40	0329A15	03/29/14	17:48
15	MW-544I	L1406036-41	0329A16	03/29/14	18:17
16	MW-544D	L1406036-42	0329A17	03/29/14	18:46
17	PZ-524S	L1406036-43	0329A18	03/29/14	19:14
18	PZ-524I	L1406036-44	0329A19	03/29/14	19:43
19	PZ-524D	L1406036-45	0329A20	03/29/14	20:12
20	FIELD BLANK-0320	L1406036-46	0329A21	03/29/14	20:41
21	TRIP BLANK	L1406036-47	0329A22	03/29/14	21:10
22	DUP-02	L1406036-49	0329A23	03/29/14	21:39
23	DUP-03	L1406036-50	0329A24	03/29/14	22:08
24	DUP-04	L1406036-51	0329A25	03/29/14	22:36

FORM V NJ-8260

Blank Results Summary

4A

VOLATILE ORGANICS METHOD BLANK SUMMARY

SAMPLE NO.

WG678883-3BLANK

Lab Name: Alpha Analytical Labs

SDG No.: L1406036

Lab File ID: 0328N04 Lab Sample ID: WG678883-3

Date Analyzed: 03/28/14 Time Analyzed: 23:05

Instrument ID: GONZO.I

THIS METHOD BLANK APPLIES TO THE FOLLOWING SAMPLES:

	CLIENT SAMPLE NO.	LAB SAMPLE ID	LAB FILE ID	DATE ANALYZED
01	WG678883-1LCS	WG678883-1	0328N01	03/28/14 21:17
02	WG678883-2LCSD	WG678883-2	0328N02	03/28/14 21:53
03	MW-502I	L1406036-20	0328N05	03/28/14 23:41
04	MW-546S	L1406036-21	0328N06	03/29/14 00:17

COMMENTS: _____

_____

FORM IV NJ-8260 LOW

4A

VOLATILE ORGANICS METHOD BLANK SUMMARY

SAMPLE NO.

WG678895-3BLANK

Lab Name: Alpha Analytical Labs

SDG No.: L1406036

Lab File ID: 0329A04 Lab Sample ID: WG678895-3

Date Analyzed: 03/29/14 Time Analyzed: 12:33

Instrument ID: GONZO.I

THIS METHOD BLANK APPLIES TO THE FOLLOWING SAMPLES:

	CLIENT SAMPLE NO.	LAB SAMPLE ID	LAB FILE ID	DATE ANALYZED
01	WG678895-1LCS	WG678895-1	0329A01	03/29/14 10:45
02	WG678895-2LCSD	WG678895-2	0329A02	03/29/14 11:21
03	MW-506S	L1406036-01	0329A06	03/29/14 13:46
04	MW-506I	L1406036-02	0329A07	03/29/14 14:22
05	MW-1S	L1406036-03	0329A08	03/29/14 14:58
06	MW-1I	L1406036-04	0329A09	03/29/14 15:34
07	MW-508S	L1406036-05	0329A10	03/29/14 16:10
08	MW-508D	L1406036-06	0329A11	03/29/14 16:47
09	MW-507S	L1406036-07	0329A12	03/29/14 17:23
10	MW-507I	L1406036-08	0329A13	03/29/14 17:59
11	MW-549S	L1406036-09	0329A14	03/29/14 18:35
12	MW-532S	L1406036-11	0329A15	03/29/14 19:12
13	MW-532D	L1406036-12	0329A16	03/29/14 19:47
14	MW-501S	L1406036-13	0329A17	03/29/14 20:24
15	MW-501I	L1406036-14	0329A18	03/29/14 21:00
16	MW-549I	L1406036-10D	0329A19	03/29/14 21:36
17	DUP-01	L1406036-48D	0329A20	03/29/14 22:13

COMMENTS: _____

_____

FORM IV NJ-8260 LOW

4A

VOLATILE ORGANICS METHOD BLANK SUMMARY

SAMPLE NO.

WG678962-3BLANK

Lab Name: Alpha Analytical Labs

SDG No.: L1406036

Lab File ID: 0329A05 Lab Sample ID: WG678962-3

Date Analyzed: 03/29/14 Time Analyzed: 12:58

Instrument ID: ELAINE.I

THIS METHOD BLANK APPLIES TO THE FOLLOWING SAMPLES:

	CLIENT SAMPLE NO.	LAB SAMPLE ID	LAB FILE ID	DATE ANALYZED
01	WG678962-1LCS	WG678962-1	0329A02	03/29/14 11:14
02	WG678962-2LCSD	WG678962-2	0329A03	03/29/14 11:49
03	MW-503S	L1406036-15	0329A07	03/29/14 14:08
04	MW-503I	L1406036-16	0329A08	03/29/14 14:42
05	MW-550S	L1406036-17	0329A09	03/29/14 15:17
06	MW-550I	L1406036-18	0329A10	03/29/14 15:52
07	MW-502S	L1406036-19	0329A11	03/29/14 16:27
08	MW-546I	L1406036-22	0329A12	03/29/14 17:02
09	MW-546D	L1406036-23	0329A13	03/29/14 17:37
10	MW-3D	L1406036-24	0329A14	03/29/14 18:12
11	PZ-522S	L1406036-25	0329A15	03/29/14 18:46
12	PZ-522I	L1406036-26	0329A16	03/29/14 19:21
13	PZ-522D	L1406036-27	0329A17	03/29/14 19:56
14	MW-547S	L1406036-28	0329A18	03/29/14 20:31
15	MW-547I	L1406036-29	0329A19	03/29/14 21:06
16	MW-547D	L1406036-30	0329A20	03/29/14 21:41

COMMENTS: _____

_____

FORM IV NJ-8260 LOW

4A

VOLATILE ORGANICS METHOD BLANK SUMMARY

SAMPLE NO.

WG678899-3BLANK

Lab Name: Alpha Analytical Labs

SDG No.: L1406036

Lab File ID: 0329A05 Lab Sample ID: WG678899-3

Date Analyzed: 03/29/14 Time Analyzed: 13:00

Instrument ID: VOA101.I

THIS METHOD BLANK APPLIES TO THE FOLLOWING SAMPLES:

	CLIENT SAMPLE NO.	LAB SAMPLE ID	LAB FILE ID	DATE ANALYZED
01	WG678899-1LCS	WG678899-1	0329A02	03/29/14 11:27
02	WG678899-2LCSD	WG678899-2	0329A03	03/29/14 11:56
03	PZ-521S	L1406036-31	0329A06	03/29/14 13:29
04	PZ-521I	L1406036-32	0329A07	03/29/14 13:57
05	MW-505S	L1406036-33	0329A08	03/29/14 14:26
06	MW-505I	L1406036-34	0329A09	03/29/14 14:55
07	MW-2I	L1406036-35	0329A10	03/29/14 15:24
08	MW-2D	L1406036-36	0329A11	03/29/14 15:53
09	MW-545S	L1406036-37	0329A12	03/29/14 16:22
10	MW-545I	L1406036-38	0329A13	03/29/14 16:51
11	MW-545D	L1406036-39	0329A14	03/29/14 17:19
12	MW-544S	L1406036-40	0329A15	03/29/14 17:48
13	MW-544I	L1406036-41	0329A16	03/29/14 18:17
14	MW-544D	L1406036-42	0329A17	03/29/14 18:46
15	PZ-524S	L1406036-43	0329A18	03/29/14 19:14
16	PZ-524I	L1406036-44	0329A19	03/29/14 19:43
17	PZ-524D	L1406036-45	0329A20	03/29/14 20:12
18	FIELD BLANK-032014	L1406036-46	0329A21	03/29/14 20:41
19	TRIP BLANK	L1406036-47	0329A22	03/29/14 21:10
20	DUP-02	L1406036-49	0329A23	03/29/14 21:39
21	DUP-03	L1406036-50	0329A24	03/29/14 22:08
22	DUP-04	L1406036-51	0329A25	03/29/14 22:36

COMMENTS: _____

_____

FORM IV NJ-8260 LOW

4A

VOLATILE ORGANICS METHOD BLANK SUMMARY

SAMPLE NO.

WG679027-3BLANK

Lab Name: Alpha Analytical Labs

SDG No.: L1406036

Lab File ID: 0330A04 Lab Sample ID: WG679027-3

Date Analyzed: 03/30/14 Time Analyzed: 18:05

Instrument ID: ELAINE.I

THIS METHOD BLANK APPLIES TO THE FOLLOWING SAMPLES:

	CLIENT SAMPLE NO.	LAB SAMPLE ID	LAB FILE ID	DATE ANALYZED
01	WG679027-1LCS	WG679027-1	0330A01	03/30/14 16:21
02	WG679027-2LCSD	WG679027-2	0330A02	03/30/14 16:56
03	DUP-05	L1406036-52	0330A11	03/30/14 22:10
04	SW-1	L1406036-53	0330A12	03/30/14 22:44
05	SW-2	L1406036-54	0330A13	03/30/14 23:19
06	SW-3	L1406036-55	0330A14	03/30/14 23:54
07	SW-4	L1406036-56	0330A15	03/31/14 00:29
08	DUP-06	L1406036-57	0330A16	03/31/14 01:04

COMMENTS: _____

_____

FORM IV NJ-8260 LOW

Standards Data Summary

6A

VOLATILE ORGANICS ORGANICS INITIAL CALIBRATION DATA

Lab Name: Alpha Analytical Labs

SDG No.: L1406036

Instrument ID: VOA101.I Calibration Date(s): 24-MAR-2014 24-MAR-2014

Calibration Times: 10:37 14:57

Calibration File Names:

Level 1: \\Orgserv2\ff\chem\GCMSVOA\Voa101.i\140324.b\0324A03.D
Level 2: \\Orgserv2\ff\chem\GCMSVOA\Voa101.i\140324.b\0324A04.D
Level 3: \\Orgserv2\ff\chem\GCMSVOA\Voa101.i\140324.b\0324A05.D
Level 4: \\Orgserv2\ff\chem\GCMSVOA\Voa101.i\140324.b\0324A06.D
Level 5: \\Orgserv2\ff\chem\GCMSVOA\Voa101.i\140324.b\0324A07.D
Level 6: \\Orgserv2\ff\chem\GCMSVOA\Voa101.i\140324.b\0324A08.D
Level 7: \\Orgserv2\ff\chem\GCMSVOA\Voa101.i\140324.b\0324A09.D
Level 8: \\Orgserv2\ff\chem\GCMSVOA\Voa101.i\140324.b\0324A10.D
Level 9: \\Orgserv2\ff\chem\GCMSVOA\Voa101.i\140324.b\0324A11.D
Level 10: \\Orgserv2\ff\chem\GCMSVOA\Voa101.i\140324.b\0324A12.D

Compound	5.0000 Level 1	20.0000 Level 2	100.0000 Level 3	300.0000 Level 4	500.0000 Level 5	800.0000 Level 6	Curve	Coefficients b	m1	m2	%RSD or R^2
	1000.0000 Level 7	1200.0000 Level 8	1600.0000 Level 9	2000.0000 Level 10							
1 dichlorodifluoromethane	0.20448	0.24793	0.27581	0.28886	0.28342	0.27760					
	0.27154	0.27220	0.27010	0.27115			AVRG		0.26631		9.09431
2 chloromethane	0.49400	0.48682	0.48781	0.49529	0.49582	0.49085					
	0.46486	0.48455	0.48903	0.49659			AVRG		0.48856		1.90401
3 vinyl chloride	0.30221	0.35258	0.37509	0.38342	0.39515	0.38538					
	0.37403	0.38279	0.39019	0.39558			AVRG		0.37364		7.50841

FORM VI-NJ-8260

VOLATILE ORGANICS ORGANICS INITIAL CALIBRATION DATA

Lab Name: Alpha Analytical Labs

SDG No.: L1406036

Instrument ID: VOA101.I Calibration Date(s): 24-MAR-2014 24-MAR-2014

Calibration Times: 10:37 14:57

Compound	5.0000 Level 1	20.0000 Level 2	100.0000 Level 3	300.0000 Level 4	500.0000 Level 5	800.0000 Level 6	Curve	Coefficients b	m1	m2	%RSD or R^2	
	1000.0000 Level 7	1200.0000 Level 8	1600.0000 Level 9	2000.0000 Level 10								
4 bromomethane	1716	4014	19440	66997	130138	242310						
	309851	418263	584462	766918			QUAD	0.26749	8.79414	-0.71479	0.99820	
5 chloroethane	0.15137	0.17634	0.18078	0.17720	0.17051	0.15950						
	0.14175	0.13175	+++++	+++++			AVRG		0.16115		11.24997	
6 trichlorofluoromethane	0.30570	0.37180	0.40941	0.42114	0.41337	0.39374						
	0.38082	0.37586	0.37655	0.37408			AVRG		0.38225		8.48283	
7 ethyl ether	0.08718	0.09943	0.10505	0.10384	0.10258	0.09642						
	0.09648	0.09583	0.09527	0.09499			AVRG		0.09771		5.38618	
8 1,1,-dichloroethene	0.26215	0.29046	0.29949	0.31073	0.31362	0.30381						
	0.29029	0.29235	0.29226	0.29428			AVRG		0.29494		4.83257	
9 Ethanol	+++++	+++++	+++++	+++++	+++++	+++++						
	+++++	+++++	+++++	+++++			AVRG		0.000e+000		0.000e+000	<-
10 carbon disulfide	1.03762	0.86968	0.83733	0.86982	0.86627	0.85612						
	0.80159	0.82356	0.82648	0.82323			AVRG		0.86117		7.69369	

FORM VI-NJ-8260

VOLATILE ORGANICS ORGANICS INITIAL CALIBRATION DATA

Lab Name: Alpha Analytical Labs

SDG No.: L1406036

Instrument ID: VOA101.I Calibration Date(s): 24-MAR-2014 24-MAR-2014

Calibration Times: 10:37 14:57

Compound	5.0000 Level 1	20.0000 Level 2	100.0000 Level 3	300.0000 Level 4	500.0000 Level 5	800.0000 Level 6	Curve	Coefficients b	m1	m2	%RSD or R^2	
	1000.0000 Level 7	1200.0000 Level 8	1600.0000 Level 9	2000.0000 Level 10								
11 freon-113	0.25321	0.28977	0.33322	0.34673	0.33992	0.33280						
	0.32281	0.32125	0.31519	0.31744			AVRG		0.31723		8.65639	
12 iodomethane	+++++	5457	30237	135437	295661	554185						
	674240	898714	1199820	1563893			WLINR	0.24209	0.28354		0.99154	<-
13 Isopropyl Alcohol	0.01643	0.01361	0.01710	0.01388	0.01692	0.01490						
	0.01426	0.01566	0.01510	0.01556			AVRG		0.01534		7.98423	<-
14 methylene chloride	0.44482	0.36475	0.34688	0.33950	0.33664	0.32315						
	0.31607	0.31807	0.31622	0.32096			AVRG		0.34271		11.44757	
15 acetone	+++++	0.09794	0.08106	0.07368	0.07055	0.06804						
	0.07125	0.07053	0.06821	0.06957			AVRG		0.07454		12.90822	
16 trans-1,2-dichloroethene	0.29702	0.32656	0.32560	0.33778	0.33942	0.33637						
	0.31768	0.32647	0.32448	0.32580			AVRG		0.32572		3.74254	
17 Methyl Acetate	0.21128	0.18994	0.20666	0.21146	0.20573	0.19426						
	0.20003	0.19772	0.19184	0.19345			AVRG		0.20024		4.02331	

FORM VI-NJ-8260

VOLATILE ORGANICS ORGANICS INITIAL CALIBRATION DATA

Lab Name: Alpha Analytical Labs

SDG No.: L1406036

Instrument ID: VOA101.I Calibration Date(s): 24-MAR-2014 24-MAR-2014

Calibration Times: 10:37 14:57

Compound	5.0000 Level 1	20.0000 Level 2	100.0000 Level 3	300.0000 Level 4	500.0000 Level 5	800.0000 Level 6	Curve	Coefficients b	m1	m2	%RSD or R^2	
	1000.0000 Level 7	1200.0000 Level 8	1600.0000 Level 9	2000.0000 Level 10								
18 methyl tert butyl ether	0.54076	0.56258	0.64191	0.65592	0.66061	0.62841						
	0.64480	0.64371	0.63675	0.65266			AVRG		0.62681		6.54061	
19 acrolein	0.04998	0.05959	0.05730	0.04957	0.04716	0.04267						
	0.04254	0.04080	0.03941	0.03924			AVRG		0.04683		15.50844	<-
20 Tert-Butyl Alcohol	0.01887	0.01865	0.02065	0.02092	0.02216	0.02036						
	0.02205	0.02206	0.02127	0.02199			AVRG		0.02090		6.20304	<-
21 Diisopropyl Ether	1.23146	1.35416	1.52456	1.56466	1.55115	1.48136						
	1.45909	1.45605	1.43253	1.44176			AVRG		1.44968		6.79597	
22 1,1-dichloroethane	0.61604	0.68662	0.71502	0.72967	0.73051	0.72268						
	0.68853	0.70785	0.70215	0.70724			AVRG		0.70063		4.76350	
23 halothane	0.19823	0.22931	0.24333	0.25381	0.25732	0.25370						
	0.24224	0.24852	0.25098	0.25359			AVRG		0.24310		7.30103	
24 acrylonitrile	0.07806	0.08312	0.09943	0.10026	0.09937	0.09352						
	0.09771	0.09562	0.09424	0.09454			AVRG		0.09359		7.84706	

FORM VI-NJ-8260

VOLATILE ORGANICS ORGANICS INITIAL CALIBRATION DATA

Lab Name: Alpha Analytical Labs

SDG No.: L1406036

Instrument ID: VOA101.I Calibration Date(s): 24-MAR-2014 24-MAR-2014

Calibration Times: 10:37 14:57

Compound	5.0000 Level 1	20.0000 Level 2	100.0000 Level 3	300.0000 Level 4	500.0000 Level 5	800.0000 Level 6	Curve	Coefficients b	m1	m2	%RSD or R^2
	1000.0000 Level 7	1200.0000 Level 8	1600.0000 Level 9	2000.0000 Level 10							
25 Ethyl-Tert-Butyl-Ether	0.90064	0.98741	1.15100	1.17800	1.17999	1.12661					
	1.13218	1.13336	1.11752	1.13275			AVRG		1.10395		8.07864
26 vinyl acetate	0.62776	0.68414	0.84685	0.88006	0.86589	0.81722					
	0.82860	0.81684	0.79812	0.80425			AVRG		0.79697		10.01754
27 cis-1,2-dichloroethene	0.30141	0.33431	0.35087	0.35876	0.35894	0.35225					
	0.33957	0.34652	0.34376	0.34775			AVRG		0.34341		4.85407
28 2,2-dichloropropane	0.38143	0.42590	0.46047	0.48024	0.48506	0.48009					
	0.45621	0.46374	0.46863	0.46694			AVRG		0.45687		6.85631
29 bromochloromethane	0.14172	0.14708	0.15260	0.15279	0.14917	0.13992					
	0.13870	0.13777	0.13469	0.13412			AVRG		0.14286		4.93530
30 Cyclohexane	0.56213	0.68847	0.84435	0.90039	0.88209	0.86801					
	0.83332	0.83455	0.83297	0.82677			AVRG		0.80731		12.79355
31 chloroform	0.51590	0.56978	0.57551	0.58055	0.58097	0.57097					
	0.55291	0.56006	0.55975	0.56640			AVRG		0.56328		3.37212

FORM VI-NJ-8260

VOLATILE ORGANICS ORGANICS INITIAL CALIBRATION DATA

Lab Name: Alpha Analytical Labs

SDG No.: L1406036

Instrument ID: VOA101.I Calibration Date(s): 24-MAR-2014 24-MAR-2014

Calibration Times: 10:37 14:57

Compound	5.0000 Level 1	20.0000 Level 2	100.0000 Level 3	300.0000 Level 4	500.0000 Level 5	800.0000 Level 6	Curve	Coefficients b	m1	m2	%RSD or R^2	
	1000.0000 Level 7	1200.0000 Level 8	1600.0000 Level 9	2000.0000 Level 10								
32 Ethyl Acetate	0.24651	0.26233	0.29946	0.30756	0.30720	0.28696						
	0.29708	0.29433	0.28523	0.28943			AVRG		0.28761		6.75295	
33 carbontetrachloride	0.33243	0.40263	0.44940	0.47364	0.48551	0.47922						
	0.46617	0.47143	0.47965	0.48383			AVRG		0.45239		10.78559	
34 tetrahydrofuran	0.07922	0.08290	0.09694	0.09833	0.09952	0.09034						
	0.09464	0.09321	0.09095	0.09122			AVRG		0.09173		7.07997	
35 2-Butanol	0.01570	0.02158	0.02882	0.02492	0.03045	0.02695						
	0.02675	0.02820	0.02749	0.02765			AVRG		0.02585		16.59312	<-
37 1,1,1-trichloroethane	0.39511	0.47107	0.50368	0.52756	0.53034	0.52615						
	0.50655	0.51539	0.52158	0.52502			AVRG		0.50224		8.27290	
38 2-butanone	0.17113	0.16703	0.11799	0.12420	0.12426	0.11533						
	0.12047	0.12053	0.11751	0.12009			AVRG		0.12986		16.07957	
39 1,1-dichloropropene	0.35550	0.40550	0.46338	0.49388	0.49942	0.49326						
	0.47505	0.47969	0.48791	0.49008			AVRG		0.46437		10.10511	

FORM VI-NJ-8260

VOLATILE ORGANICS ORGANICS INITIAL CALIBRATION DATA

Lab Name: Alpha Analytical Labs

SDG No.: L1406036

Instrument ID: VOA101.I Calibration Date(s): 24-MAR-2014 24-MAR-2014

Calibration Times: 10:37 14:57

Compound	5.0000 Level 1 / 1000.0000 Level 7	20.0000 Level 2 / 1200.0000 Level 8	100.0000 Level 3 / 1600.0000 Level 9	300.0000 Level 4 / 2000.0000 Level 10	500.0000 Level 5	800.0000 Level 6	Curve	b	Coefficients m1	m2	%RSD or R^2	
40 benzene	1.13150	1.24352	1.28330	1.29601	1.29995	1.28099						
	1.22285	1.25251	1.24504	1.25290			AVRG		1.25086		3.91047	
41 Tertiary-Amyl Methyl Ether	0.53477	0.58031	0.68825	0.71933	0.72837	0.70040						
	0.71275	0.71660	0.71093	0.73002			AVRG		0.68217		9.92107	
43 1,2-dichloroethane	0.43248	0.42512	0.45365	0.44500	0.44250	0.42436						
	0.42595	0.42474	0.42254	0.42952			AVRG		0.43259		2.47932	
44 2-methyl-2-butanol	0.00978	0.01218	0.01739	0.01485	0.01907	0.01660						
	0.01618	0.01773	0.01732	0.01786			AVRG		0.01590		18.09150	<-
46 methyl cyclohexane	0.37884	0.45220	0.54044	0.57664	0.56480	0.57098						
	0.54056	0.55286	0.53945	0.53263			AVRG		0.52494		11.80334	
47 Hexane	+++++	+++++	+++++	+++++	+++++	+++++						
	+++++	+++++	+++++	+++++			AVRG		0.000e+000		0.000e+000	<-
48 Acetonitrile	+++++	+++++	+++++	+++++	+++++	+++++						
	+++++	+++++	+++++	+++++			AVRG		0.000e+000		0.000e+000	<-

FORM VI-NJ-8260

VOLATILE ORGANICS ORGANICS INITIAL CALIBRATION DATA

Lab Name: Alpha Analytical Labs

SDG No.: L1406036

Instrument ID: VOA101.I Calibration Date(s): 24-MAR-2014 24-MAR-2014

Calibration Times: 10:37 14:57

Compound	5.0000 Level 1	20.0000 Level 2	100.0000 Level 3	300.0000 Level 4	500.0000 Level 5	800.0000 Level 6	Curve	Coefficients b	m1	m2	%RSD or R^2	
	1000.0000 Level 7	1200.0000 Level 8	1600.0000 Level 9	2000.0000 Level 10								
49 trichloroethene	0.30543	0.33003	0.33953	0.34781	0.34650	0.34473						
	0.32565	0.33330	0.33024	0.32535			AVRG		0.33286		3.84094	
50 dibromomethane	0.16702	0.15610	0.16915	0.17215	0.17059	0.16324						
	0.16382	0.16416	0.16348	0.16580			AVRG		0.16555		2.76010	
51 n-butanol	+++++	+++++	+++++	+++++	+++++	+++++						
	+++++	+++++	+++++	+++++			AVRG		0.000e+000		0.000e+000	<-
52 1,2-dichloropropane	0.34477	0.35733	0.39387	0.40288	0.40186	0.39402						
	0.38371	0.38705	0.38712	0.39274			AVRG		0.38454		4.91604	
53 bromodichloromethane	0.35040	0.39081	0.42538	0.43636	0.43738	0.42545						
	0.42277	0.42372	0.42587	0.43220			AVRG		0.41703		6.41463	
54 methyl-methylacrylate	+++++	+++++	+++++	+++++	+++++	+++++						
	+++++	+++++	+++++	+++++			AVRG		0.000e+000		0.000e+000	
55 4-penten-2-ol	+++++	1503	13436	40373	87497	135272						
	169738	230840	311812	415325			WLINR	0.85331	0.01474		0.99365	<-

FORM VI-NJ-8260

VOLATILE ORGANICS ORGANICS INITIAL CALIBRATION DATA

Lab Name: Alpha Analytical Labs

SDG No.: L1406036

Instrument ID: VOA101.I Calibration Date(s): 24-MAR-2014 24-MAR-2014

Calibration Times: 10:37 14:57

Compound	5.0000 Level 1	20.0000 Level 2	100.0000 Level 3	300.0000 Level 4	500.0000 Level 5	800.0000 Level 6	Curve	Coefficients b	m1	m2	%RSD or R^2	
	1000.0000 Level 7	1200.0000 Level 8	1600.0000 Level 9	2000.0000 Level 10								
56 1,4-Dioxane	0.00134	0.00140	0.00181	0.00177	0.00208	0.00182						
	0.00176	0.00196	0.00197	0.00198			AVRG		0.00179		13.65756	<-
57 2-Chloroethylvinyl ether	0.10479	0.13177	0.16860	0.18101	0.18241	0.17504						
	0.17828	0.17945	0.17713	0.18101			AVRG		0.16595		15.79294	
58 cis-1,3-dichloropropene	0.40065	0.43421	0.49638	0.51279	0.51633	0.50331						
	0.49955	0.49954	0.50098	0.50831			AVRG		0.48720		7.82652	
60 toluene	1.22232	1.15083	1.11581	1.13427	1.14092	1.15225						
	1.10079	1.12179	1.12162	1.14101			AVRG		1.14016		2.90451	
61 2-Pentanone	+++++	+++++	+++++	+++++	+++++	+++++						
	+++++	+++++	+++++	+++++			AVRG		0.000e+000		0.000e+000	
62 4-methyl-2-pentanone	0.05722	0.06630	0.08683	0.09341	0.09698	0.09130						
	0.09563	0.09455	0.09269	0.09264			AVRG		0.08676		15.69907	
63 tetrachloroethene	0.41030	0.44124	0.43406	0.45900	0.45900	0.47218						
	0.44526	0.45739	0.45638	0.46142			AVRG		0.44962		3.92848	

FORM VI-NJ-8260

VOLATILE ORGANICS ORGANICS INITIAL CALIBRATION DATA

Lab Name: Alpha Analytical Labs

SDG No.: L1406036

Instrument ID: VOA101.I Calibration Date(s): 24-MAR-2014 24-MAR-2014

Calibration Times: 10:37 14:57

Compound	5.0000 Level 1	20.0000 Level 2	100.0000 Level 3	300.0000 Level 4	500.0000 Level 5	800.0000 Level 6	Curve	Coefficients b	m1	m2	%RSD or R^2	
	1000.0000 Level 7	1200.0000 Level 8	1600.0000 Level 9	2000.0000 Level 10								
64 trans-1,3-dichloropropene	0.47687	0.49925	0.58447	0.61699	0.62363	0.61704						
	0.62104	0.61534	0.62100	0.63929			AVRG		0.59149		9.53542	
65 ethyl-methacrylate	0.29098	0.31515	0.40016	0.43441	0.44295	0.43037						
	0.44649	0.43931	0.43825	0.44706			AVRG		0.40851		14.06108	
66 4-methyl-2-pentanol	1711	7055	53134	158060	372436	538805						
	647976	869738	1163932	1492516			WLINR	0.22317	0.05476		0.99570	<-
67 Methyl Isothiocyanate	+++++	+++++	+++++	+++++	+++++	+++++						
	+++++	+++++	+++++	+++++			AVRG		0.000e+000		0.000e+000	
68 1,1,2-trichloroethane	0.24003	0.25948	0.27959	0.27979	0.27398	0.26391						
	0.26947	0.26355	0.26221	0.26610			AVRG		0.26581		4.32923	
69 chlorodibromomethane	0.31672	0.34534	0.38299	0.40611	0.40646	0.40406						
	0.41040	0.40611	0.40873	0.42277			AVRG		0.39097		8.62458	
70 1,3-dichloropropane	0.50618	0.54061	0.58974	0.59652	0.59493	0.58125						
	0.59043	0.58134	0.58091	0.59832			AVRG		0.57602		5.13742	

FORM VI-NJ-8260

VOLATILE ORGANICS ORGANICS INITIAL CALIBRATION DATA

Lab Name: Alpha Analytical Labs

SDG No.: L1406036

Instrument ID: VOA101.I Calibration Date(s): 24-MAR-2014 24-MAR-2014

Calibration Times: 10:37 14:57

Compound	5.0000 Level 1	20.0000 Level 2	100.0000 Level 3	300.0000 Level 4	500.0000 Level 5	800.0000 Level 6	Curve	Coefficients b	m1	m2	%RSD or R^2	
	1000.0000 Level 7	1200.0000 Level 8	1600.0000 Level 9	2000.0000 Level 10								
71 1,2-dibromoethane	0.27857	0.27733	0.30383	0.31355	0.31213	0.30674						
	0.31239	0.30960	0.30986	0.31941			AVRG		0.30434		4.76828	
72 Heptane	+++++	+++++	+++++	+++++	+++++	+++++						
	+++++	+++++	+++++	+++++			AVRG		0.000e+000		0.000e+000	<-
73 2-hexanone	0.18499	0.18388	0.21269	0.23809	0.24683	0.24031						
	0.25215	0.25060	0.24850	0.25678			AVRG		0.23148		11.92747	
75 chlorobenzene	1.38772	1.25380	1.22663	1.23896	1.23685	1.22534						
	1.19329	1.20392	1.20449	1.23396			AVRG		1.24049		4.43124	
76 ethyl benzene	2.08874	2.05235	2.08074	2.14008	2.13347	2.15539						
	2.04170	2.11633	2.08155	2.11821			AVRG		2.10086		1.80162	
77 1,1,1,2-tetrachloroethane	0.37753	0.40940	0.42752	0.44411	0.44919	0.44596						
	0.43886	0.44415	0.44133	0.45466			AVRG		0.43327		5.39326	
78 p/m xylene	0.66301	0.73640	0.77532	0.78704	0.78528	0.78514						
	0.74251	0.76434	0.74050	0.74346			AVRG		0.75230		4.97114	

FORM VI-NJ-8260

VOLATILE ORGANICS ORGANICS INITIAL CALIBRATION DATA

Lab Name: Alpha Analytical Labs

SDG No.: L1406036

Instrument ID: VOA101.I Calibration Date(s): 24-MAR-2014 24-MAR-2014

Calibration Times: 10:37 14:57

Compound	5.0000 Level 1	20.0000 Level 2	100.0000 Level 3	300.0000 Level 4	500.0000 Level 5	800.0000 Level 6	Curve	Coefficients b	m1	m2	%RSD or R^2	
	1000.0000 Level 7	1200.0000 Level 8	1600.0000 Level 9	2000.0000 Level 10								
79 o xylene	0.60085	0.66646	0.71876	0.72664	0.71515	0.70087						
	0.67805	0.68892	0.66911	0.67839			AVRG		0.68432		5.29467	
80 styrene	0.96737	1.08748	1.18380	1.18854	1.17991	1.14672						
	1.12563	1.13264	1.10582	1.10768			AVRG		1.12256		5.78106	
81 bromoform	0.37095	0.38670	0.42795	0.44953	0.45163	0.44099						
	0.44748	0.43360	0.42836	0.44202			AVRG		0.42792		6.40402	
82 isopropylbenzene	3.53265	3.82597	3.95620	4.17581	4.17422	4.32271						
	4.00631	4.16534	4.10037	4.18550			AVRG		4.04451		5.63863	
84 bromobenzene	1.07870	0.96527	0.95253	0.96657	0.95758	0.94815						
	0.92324	0.91694	0.92511	0.96112			AVRG		0.95952		4.76136	
85 n-propylbenzene	4.23790	4.65239	4.75112	4.93783	4.91918	5.05950						
	4.67048	4.86642	4.73690	4.82986			AVRG		4.76616		4.71903	
86 Butyl Acetate	+++++	+++++	+++++	+++++	+++++	+++++						
	+++++	+++++	+++++	+++++			AVRG		0.000e+000		0.000e+000	<-

FORM VI-NJ-8260

VOLATILE ORGANICS ORGANICS INITIAL CALIBRATION DATA

Lab Name: Alpha Analytical Labs

SDG No.: L1406036

Instrument ID: VOA101.I Calibration Date(s): 24-MAR-2014 24-MAR-2014

Calibration Times: 10:37 14:57

Compound	5.0000 Level 1	20.0000 Level 2	100.0000 Level 3	300.0000 Level 4	500.0000 Level 5	800.0000 Level 6	Curve	Coefficients b	m1	m2	%RSD or R^2
	1000.0000 Level 7	1200.0000 Level 8	1600.0000 Level 9	2000.0000 Level 10							
87 1,4-dichloro-2-butane	1.70677	1.53558	1.57879	1.59640	1.55704	1.49086					
	1.49935	1.45955	1.44506	1.48282			AVRG		1.53522		5.11052
88 1,1,2,2,-tetrachloroethane	0.81632	0.72659	0.77242	0.77150	0.75797	0.72837					
	0.74204	0.72772	0.72750	0.75318			AVRG		0.75236		3.82722
89 4-ethyltoluene	3.35689	3.87271	4.09581	4.26187	4.28635	4.41975					
	4.11479	4.27985	4.20479	4.29558			AVRG		4.11884		7.44068
90 2-chlorotoluene	2.93290	3.04171	2.93960	3.05433	3.02984	3.08221					
	2.85780	2.89457	2.98183	3.06526			AVRG		2.98801		2.61569
91 1,3,5-trimethybenzene	2.54474	3.09610	3.21720	3.32489	3.33915	3.42449					
	3.23222	3.32377	3.26323	3.33766			AVRG		3.21035		7.79806
92 1,2,3-trichloropropane	0.64750	0.57871	0.60204	0.59631	0.57906	0.55592					
	0.56346	0.54821	0.54116	0.54907			AVRG		0.57614		5.63668
93 trans-1,4-dichloro-2-butene	0.27044	0.26992	0.29887	0.30949	0.30608	0.29540					
	0.30534	0.29175	0.29549	0.30680			AVRG		0.29496		4.84411

FORM VI-NJ-8260

VOLATILE ORGANICS ORGANICS INITIAL CALIBRATION DATA

Lab Name: Alpha Analytical Labs

SDG No.: L1406036

Instrument ID: VOA101.I Calibration Date(s): 24-MAR-2014 24-MAR-2014

Calibration Times: 10:37 14:57

Compound	5.0000 Level 1	20.0000 Level 2	100.0000 Level 3	300.0000 Level 4	500.0000 Level 5	800.0000 Level 6	Curve	Coefficients b	m1	m2	%RSD or R^2
	1000.0000 Level 7	1200.0000 Level 8	1600.0000 Level 9	2000.0000 Level 10							
94 4-chorotoluene	2.78630	2.93901	2.95402	3.04853	3.06176	3.09064					
	2.97100	3.00824	2.99591	3.08467			AVRG		2.99401		3.02087
95 tert-butylbenzene	2.21960	2.58982	2.69515	2.87712	2.86584	3.01876					
	2.77842	2.93571	2.86238	2.90894			AVRG		2.77517		8.30989
96 p-isopropyltoluene	2.27041	2.94153	3.23564	3.46277	3.49288	3.70462					
	3.42683	3.62236	3.51495	3.58215			AVRG		3.32541		12.91269
97 1,2,4-trimethylbenzene	2.33150	2.95349	3.20233	3.30726	3.32893	3.40153					
	3.26635	3.32773	3.30667	3.39595			AVRG		3.18217		10.21583
98 sec-butylbenzene	3.17835	3.86998	3.94957	4.22443	4.19131	4.48161					
	4.06291	4.36258	4.21349	4.25855			AVRG		4.07928		8.94556
99 1,3-dichlorobenzene	1.87836	1.83221	1.83216	1.85575	1.86315	1.85496					
	1.81472	1.82512	1.81632	1.89227			AVRG		1.84650		1.43650
101 1,4-dichlorobenzene	1.98942	1.88948	1.85826	1.87333	1.86948	1.86956					
	1.82921	1.83060	1.83817	1.90153			AVRG		1.87490		2.49997

FORM VI-NJ-8260

VOLATILE ORGANICS ORGANICS INITIAL CALIBRATION DATA

Lab Name: Alpha Analytical Labs

SDG No.: L1406036

Instrument ID: VOA101.I Calibration Date(s): 24-MAR-2014 24-MAR-2014

Calibration Times: 10:37 14:57

Compound	5.0000 Level 1	20.0000 Level 2	100.0000 Level 3	300.0000 Level 4	500.0000 Level 5	800.0000 Level 6	Curve	Coefficients b	m1	m2	%RSD or R^2
	1000.0000 Level 7	1200.0000 Level 8	1600.0000 Level 9	2000.0000 Level 10							
102 p-Diethylbenzene	1.34636	1.60084	1.83890	2.00080	2.03909	2.14109					
	2.02150	2.11730	2.07708	2.11262			AVRG		1.92956		13.57152
103 n-butylbenzene	2.16268	2.65474	2.81102	3.01692	3.05529	3.28686					
	3.04807	3.22082	3.12881	3.17513			AVRG		2.95603		11.39228
104 1,2-dichlorobenzene	1.71065	1.62708	1.65558	1.66231	1.67258	1.66165					
	1.63895	1.63722	1.64097	1.70131			AVRG		1.66083		1.66220
105 1,2,4,5-tetramethylbenzene	1.79367	1.94852	2.55097	2.81514	2.89035	2.98090					
	2.98693	3.00350	3.04404	3.13360			AVRG		2.71476		17.43118
106 1,2-dibromo-3-chloropropane	0.29820	0.28966	0.29743	0.31642	0.32357	0.32788					
	0.33328	0.33289	0.33727	0.35061			AVRG		0.32072		6.20525
107 1,3,5-trichlorobenzene	0.94598	0.94648	1.05857	1.12209	1.15113	1.15543					
	1.17638	1.16830	1.18674	1.22182			AVRG		1.11329		8.79462
108 hexachlorobutadiene	0.38733	0.31221	0.29439	0.33628	0.34191	0.36730					
	0.37725	0.39393	0.39703	0.40611			AVRG		0.36138		10.59995

FORM VI-NJ-8260

VOLATILE ORGANICS ORGANICS INITIAL CALIBRATION DATA

Lab Name: Alpha Analytical Labs

SDG No.: L1406036

Instrument ID: VOA101.I Calibration Date(s): 24-MAR-2014 24-MAR-2014

Calibration Times: 10:37 14:57

Compound	5.0000 Level 1	20.0000 Level 2	100.0000 Level 3	300.0000 Level 4	500.0000 Level 5	800.0000 Level 6	Curve	Coefficients b	m1	m2	%RSD or R^2
	1000.0000 Level 7	1200.0000 Level 8	1600.0000 Level 9	2000.0000 Level 10							
109 1,2,4-trichlorobenzene	0.81548	0.70506	0.83383	0.96280	1.02158	1.01725					
	1.05853	1.05236	1.06915	1.10310			AVRG		0.96391		13.80440
110 naphthalene	+++++	1.08779	1.41475	1.74064	1.86530	1.90669					
	2.00582	2.01343	2.03450	2.12233			AVRG		1.79903		18.86659
111 1,2,3-trichlorobenzene	0.68498	0.59443	0.73322	0.82814	0.86811	0.85670					
	0.90141	0.89167	0.90420	0.93888			AVRG		0.82017		13.68351
$ 36 dibromofluoromethane	0.26469	0.26003	0.26432	0.26392	0.26381	0.26100					
	0.26052	0.26621	0.25837	0.25805			AVRG		0.26209		1.08764
$ 42 1,2-dichloroethane-d4	0.29537	0.28971	0.29104	0.29137	0.28959	0.28718					
	0.28296	0.29256	0.28921	0.29693			AVRG		0.29059		1.36339
$ 59 toluene-d8	1.32826	1.33442	1.33241	1.33046	1.33489	1.35571					
	1.35875	1.35774	1.36636	1.38898			AVRG		1.34880		1.47803
$ 83 4-bromofluorobenzene	1.03567	1.01999	1.01054	1.02423	1.02139	1.03950					
	1.03225	1.04511	1.04449	1.06721			AVRG		1.03404		1.57065

FORM VI-NJ-8260

6A

VOLATILE ORGANICS ORGANICS INITIAL CALIBRATION DATA

Lab Name: Alpha Analytical Labs

SDG No.: L1406036

Instrument ID: VOA101.I Calibration Date(s): 24-MAR-2014 24-MAR-2014

Calibration Times: 10:37 14:57

Curve	Formula	Units
Averaged	Amt = Rsp/m1	Response
Wt Linear	Amt = b + Rsp/m1	Response
Quad	Amt = b + m1*Rsp + m2*Rsp^2	Response

FORM VI-NJ-8260

6A

VOLATILE ORGANICS ORGANICS INITIAL CALIBRATION DATA

Lab Name: Alpha Analytical Labs

SDG No.: L1406036

Instrument ID: ELAINE.I Calibration Date(s): 24-MAR-2014 25-MAR-2014

Calibration Times: 21:37 02:50

Calibration File Names:

Level 1: \\Orgserv2\ff\chem\GCMSVOA\Elaine.i\140324.b\0324A03.D
Level 2: \\Orgserv2\ff\chem\GCMSVOA\Elaine.i\140324.b\0324A04.D
Level 3: \\Orgserv2\ff\chem\GCMSVOA\Elaine.i\140324.b\0324A05.D
Level 4: \\Orgserv2\ff\chem\GCMSVOA\Elaine.i\140324.b\0324A06.D
Level 5: \\Orgserv2\ff\chem\GCMSVOA\Elaine.i\140324.b\0324A07.D
Level 6: \\Orgserv2\ff\chem\GCMSVOA\Elaine.i\140324.b\0324A08.D
Level 7: \\Orgserv2\ff\chem\GCMSVOA\Elaine.i\140324.b\0324A09.D
Level 8: \\Orgserv2\ff\chem\GCMSVOA\Elaine.i\140324.b\0324A10.D
Level 9: \\Orgserv2\ff\chem\GCMSVOA\Elaine.i\140324.b\0324A11.D
Level 10: \\Orgserv2\ff\chem\GCMSVOA\Elaine.i\140324.b\0324A12.D

Compound	5.0000 Level 1	20.0000 Level 2	100.0000 Level 3	300.0000 Level 4	500.0000 Level 5	800.0000 Level 6	Curve	Coefficients b	m1	m2	%RSD or R^2	
	1000.0000 Level 7	1200.0000 Level 8	1600.0000 Level 9	2000.0000 Level 10								
1 dichlorodifluoromethane	0.24353	0.32813	0.32645	0.30629	0.27533	0.27197						
	0.21669	0.24554	0.21460	0.29744			AVRG		0.27260		15.37485	
2 chloromethane	5566	25151	94808	272120	438819	707060						
	918005	1075125	1365682	2038953			WLINR	-0.06958	0.29807		0.99074	<-
3 vinyl chloride	0.28259	0.33127	0.31269	0.28133	0.24620	0.21771						
	0.19514	+++++	+++++	+++++			AVRG		0.26671		18.55459	

FORM VI-NJ-8260

VOLATILE ORGANICS ORGANICS INITIAL CALIBRATION DATA

Lab Name: Alpha Analytical Labs

SDG No.: L1406036

Instrument ID: ELAINE.I Calibration Date(s): 24-MAR-2014 25-MAR-2014

Calibration Times: 21:37 02:50

Compound	5.0000 Level 1	20.0000 Level 2	100.0000 Level 3	300.0000 Level 4	500.0000 Level 5	800.0000 Level 6	Curve	Coefficients b	m1	m2	%RSD or R^2	
	1000.0000 Level 7	1200.0000 Level 8	1600.0000 Level 9	2000.0000 Level 10								
4 bromomethane	1377	5898	33996	127430	243449	447398						
	605213	721664	998318	1447722			WLINR	0.04758	0.19858		0.99696	
5 chloroethane	0.17966	0.24655	0.23451	0.23255	0.22767	0.22550						
	0.21985	0.21728	0.20714	0.22093			AVRG		0.22117		8.18533	
6 trichlorofluoromethane	0.36948	0.40502	0.39041	0.38824	0.38409	0.39431						
	0.38644	0.45522	0.44871	0.48105			AVRG		0.41030		9.11451	
7 ethyl ether	0.10374	0.11931	0.11496	0.11716	0.12024	0.11840						
	0.11953	0.11581	0.11238	0.11464			AVRG		0.11562		4.21118	
8 Isopropyl Alcohol	+++++	+++++	+++++	+++++	+++++	+++++						
	+++++	+++++	+++++	+++++			AVRG		0.000e+000		0.000e+000	
9 freon-113	0.20781	0.24632	0.23377	0.23478	0.23092	0.22250						
	0.19504	0.23019	0.21095	0.22485			AVRG		0.22371		6.77744	
10 acetone	+++++	0.08039	0.05803	0.05501	0.05414	0.05201						
	0.04949	0.04848	0.04754	0.04692			AVRG		0.05467		18.92529	<-

FORM VI-NJ-8260

VOLATILE ORGANICS ORGANICS INITIAL CALIBRATION DATA

Lab Name: Alpha Analytical Labs

SDG No.: L1406036

Instrument ID: ELAINE.I Calibration Date(s): 24-MAR-2014 25-MAR-2014

Calibration Times: 21:37 02:50

Compound	5.0000 Level 1	20.0000 Level 2	100.0000 Level 3	300.0000 Level 4	500.0000 Level 5	800.0000 Level 6	Curve	b	Coefficients m1	m2	%RSD or R^2	
	1000.0000 Level 7	1200.0000 Level 8	1600.0000 Level 9	2000.0000 Level 10								
11 1,1,-dichloroethene	0.19373	0.22856	0.22138	0.22544	0.22448	0.21991						
	0.21714	0.22648	0.23406	0.27483			AVRG		0.22660		8.86624	
12 Tert-Butyl Alcohol	0.00983	0.01524	0.01537	0.01646	0.01635	0.01688						
	0.01643	0.01634	0.01629	0.01658			AVRG		0.01558		13.37799	<-
13 Methyl Acetate	0.10301	0.10580	0.11763	0.11958	0.12027	0.11838						
	0.11543	0.11337	0.11235	0.11457			AVRG		0.11404		5.03239	
14 methylene chloride	0.43580	0.37632	0.33751	0.33021	0.33036	0.33038						
	0.32604	0.31746	0.30375	0.30748			AVRG		0.33953		11.55673	
15 carbon disulfide	0.65573	0.71109	0.70752	0.78296	0.80144	0.81185						
	0.78758	0.79469	0.76758	0.80324			AVRG		0.76237		6.88362	
16 acrylonitrile	+++++	0.06028	0.06304	0.06755	0.06915	0.07118						
	0.06985	0.06819	0.06689	0.06703			AVRG		0.06702		5.08329	
17 methyl tert butyl ether	0.56167	0.59023	0.56203	0.58382	0.59608	0.59366						
	0.58705	0.57367	0.54513	0.54240			AVRG		0.57357		3.45270	

FORM VI-NJ-8260

VOLATILE ORGANICS ORGANICS INITIAL CALIBRATION DATA

Lab Name: Alpha Analytical Labs

SDG No.: L1406036

Instrument ID: ELAINE.I Calibration Date(s): 24-MAR-2014 25-MAR-2014

Calibration Times: 21:37 02:50

Compound	5.0000 Level 1	20.0000 Level 2	100.0000 Level 3	300.0000 Level 4	500.0000 Level 5	800.0000 Level 6	Curve	Coefficients b	m1	m2	%RSD or R^2	
	1000.0000 Level 7	1200.0000 Level 8	1600.0000 Level 9	2000.0000 Level 10								
18 Acetonitrile	+++++	+++++	+++++	+++++	+++++	+++++						
	+++++	+++++	+++++	+++++			AVRG		0.000e+000		0.000e+000	<-
19 trans-1,2-dichloroethene	0.21879	0.26975	0.25730	0.25914	0.25647	0.25190						
	0.25319	0.25195	0.23876	0.24272			AVRG		0.25000		5.56127	
20 Diisopropyl Ether	0.83335	0.87780	0.87394	0.83586	0.86803	0.85016						
	0.81362	0.81048	0.75317	0.73965			AVRG		0.82561		5.80000	
21 Hexane	+++++	+++++	+++++	+++++	+++++	+++++						
	+++++	+++++	+++++	+++++			AVRG		0.000e+000		0.000e+000	<-
22 vinyl acetate	0.34060	0.38671	0.39041	0.41620	0.42528	0.42322						
	0.41267	0.39949	0.37675	0.36736			AVRG		0.39387		6.89005	
23 1,1-dichloroethane	0.45541	0.51284	0.49717	0.50610	0.49998	0.48759						
	0.48170	0.46994	0.43664	0.43790			AVRG		0.47853		5.76581	
24 Ethyl-Tert-Butyl-Ether	0.72514	0.79933	0.77475	0.79056	0.80138	0.78901						
	0.78108	0.75974	0.71562	0.70494			AVRG		0.76415		4.72649	

FORM VI-NJ-8260

VOLATILE ORGANICS ORGANICS INITIAL CALIBRATION DATA

Lab Name: Alpha Analytical Labs

SDG No.: L1406036

Instrument ID: ELAINE.I Calibration Date(s): 24-MAR-2014 25-MAR-2014

Calibration Times: 21:37 02:50

Compound	5.0000 Level 1	20.0000 Level 2	100.0000 Level 3	300.0000 Level 4	500.0000 Level 5	800.0000 Level 6	Curve	Coefficients b	m1	m2	%RSD or R^2	
	1000.0000 Level 7	1200.0000 Level 8	1600.0000 Level 9	2000.0000 Level 10								
25 2-Butanol	+++++	+++++	+++++	+++++	+++++	+++++						
	+++++	+++++	+++++	+++++			AVRG		0.000e+000		0.000e+000	
26 2-butanone	0.04304	0.05877	0.06906	0.06370	0.06633	0.06918						
	0.06911	0.06757	0.06504	0.06616			AVRG		0.06380		12.46169	<-
27 2,2-dichloropropane	0.38918	0.44740	0.43208	0.43593	0.42856	0.42937						
	0.41751	0.41856	0.38818	0.38023			AVRG		0.41670		5.51619	
28 Ethyl Acetate	0.10008	0.13891	0.14990	0.15272	0.15166	0.15018						
	0.14759	0.14457	0.13782	0.13419			AVRG		0.14076		11.12063	
29 cis-1,2-dichloroethene	0.23637	0.28322	0.28139	0.28366	0.27795	0.27893						
	0.28230	0.28271	0.26357	0.27000			AVRG		0.27401		5.38355	
30 chloroform	0.40130	0.48386	0.46724	0.47715	0.48000	0.47320						
	0.47066	0.46225	0.43394	0.43058			AVRG		0.45802		5.89443	
31 bromochloromethane	0.07787	0.09556	0.10443	0.10528	0.10807	0.11314						
	0.11323	0.11330	0.11029	0.11208			AVRG		0.10532		10.56807	

FORM VI-NJ-8260

VOLATILE ORGANICS ORGANICS INITIAL CALIBRATION DATA

Lab Name: Alpha Analytical Labs

SDG No.: L1406036

Instrument ID: ELAINE.I Calibration Date(s): 24-MAR-2014 25-MAR-2014

Calibration Times: 21:37 02:50

Compound	5.0000 Level 1	20.0000 Level 2	100.0000 Level 3	300.0000 Level 4	500.0000 Level 5	800.0000 Level 6	Curve	Coefficients b	m1	m2	%RSD or R^2	
	1000.0000 Level 7	1200.0000 Level 8	1600.0000 Level 9	2000.0000 Level 10								
32 2-methyl-2-butanol	+++++	+++++	+++++	+++++	+++++	+++++						
	+++++	+++++	+++++	+++++			AVRG		0.000e+000		0.000e+000	
33 tetrahydrofuran	0.02555	0.04147	0.04257	0.04410	0.04690	0.04712						
	0.04510	0.04515	0.04342	0.04248			AVRG		0.04239		14.63035	<-
35 Heptane	+++++	+++++	+++++	+++++	+++++	+++++						
	+++++	+++++	+++++	+++++			AVRG		0.000e+000		0.000e+000	<-
36 1,1,1-trichloroethane	0.35817	0.41982	0.41635	0.42554	0.42370	0.41198						
	0.40918	0.41385	0.38863	0.38390			AVRG		0.40511		5.31367	
37 Cyclohexane	0.44198	0.54230	0.52125	0.52462	0.50819	0.49057						
	0.44197	0.49210	0.45727	0.45652			AVRG		0.48768		7.48654	
38 1,1-dichloropropene	0.33824	0.39386	0.39690	0.39762	0.40180	0.38328						
	0.37929	0.38784	0.36382	0.35900			AVRG		0.38016		5.39288	
39 carbontetrachloride	0.27404	0.32796	0.33002	0.34319	0.34307	0.34069						
	0.33247	0.34497	0.32575	0.32140			AVRG		0.32836		6.33135	

FORM VI-NJ-8260

VOLATILE ORGANICS ORGANICS INITIAL CALIBRATION DATA

Lab Name: Alpha Analytical Labs

SDG No.: L1406036

Instrument ID: ELAINE.I Calibration Date(s): 24-MAR-2014 25-MAR-2014

Calibration Times: 21:37 02:50

Compound	5.0000 Level 1	20.0000 Level 2	100.0000 Level 3	300.0000 Level 4	500.0000 Level 5	800.0000 Level 6	Curve	Coefficients b	m1	m2	%RSD or R^2	
	1000.0000 Level 7	1200.0000 Level 8	1600.0000 Level 9	2000.0000 Level 10								
40 Tertiary-Amyl Methyl Ether	0.62465	0.68495	0.65457	0.66942	0.68343	0.67458						
	0.67188	0.65440	0.61955	0.60951			AVRG		0.65469		4.20730	
42 1,2-dichloroethane	0.30887	0.33283	0.33171	0.33989	0.33891	0.32865						
	0.32140	0.31215	0.28907	0.28106			AVRG		0.31845		6.42360	
43 benzene	1.14360	1.21889	1.16184	1.14770	1.13664	1.10917						
	1.09553	1.06887	0.99163	0.96094			AVRG		1.10348		7.11719	
44 4-penten-2-ol	+++++	+++++	+++++	+++++	+++++	+++++						
	+++++	+++++	+++++	+++++			AVRG		0.000e+000		0.000e+000	<-
46 2-Pentanone	+++++	+++++	+++++	+++++	+++++	+++++						
	+++++	+++++	+++++	+++++			AVRG		0.000e+000		0.000e+000	
47 trichloroethene	0.23222	0.27376	0.27215	0.27438	0.27580	0.27356						
	0.27491	0.27516	0.26133	0.26211			AVRG		0.26754		5.04420	
48 methyl cyclohexane	0.45175	0.53122	0.51498	0.51358	0.50339	0.49302						
	0.43985	0.50622	0.47387	0.47336			AVRG		0.49012		6.02424	

FORM VI-NJ-8260

VOLATILE ORGANICS ORGANICS INITIAL CALIBRATION DATA

Lab Name: Alpha Analytical Labs

SDG No.: L1406036

Instrument ID: ELAINE.I Calibration Date(s): 24-MAR-2014 25-MAR-2014

Calibration Times: 21:37 02:50

Compound	5.0000 Level 1 / 1000.0000 Level 7	20.0000 Level 2 / 1200.0000 Level 8	100.0000 Level 3 / 1600.0000 Level 9	300.0000 Level 4 / 2000.0000 Level 10	500.0000 Level 5	800.0000 Level 6	Curve	Coefficients b	m1	m2	%RSD or R^2	
49 1,2-dichloropropane	0.25728	0.27817	0.28142	0.28720	0.28849	0.28387						
	0.28472	0.28009	0.26521	0.26374			AVRG		0.27702		3.94914	
50 bromodichloromethane	0.27770	0.33011	0.34502	0.36350	0.37350	0.37645						
	0.37883	0.37100	0.35223	0.35089			AVRG		0.35192		8.64063	
51 1,4-Dioxane	0.00151	0.00169	0.00196	0.00200	0.00204	0.00213						
	0.00197	0.00195	0.00195	0.00189			AVRG		0.00191		9.44602	<-
52 dibromomethane	0.09642	0.12751	0.12990	0.13374	0.13418	0.13509						
	0.13448	0.13208	0.12628	0.12588			AVRG		0.12756		9.00240	
53 2-Chloroethylvinyl ether	0.07551	0.10739	0.12066	0.12621	0.13202	0.13294						
	0.13192	0.12998	0.12646	0.12575			AVRG		0.12088		14.58612	
54 4-methyl-2-pentanone	+++++	0.05290	0.06045	0.06596	0.06822	0.06982						
	0.06898	0.06874	0.06734	0.06663			AVRG		0.06545		8.33181	
55 4-methyl-2-pentanol	+++++	+++++	+++++	+++++	+++++	+++++						
	+++++	+++++	+++++	+++++			AVRG		0.000e+000		0.000e+000	<-

FORM VI-NJ-8260

VOLATILE ORGANICS ORGANICS INITIAL CALIBRATION DATA

Lab Name: Alpha Analytical Labs

SDG No.: L1406036

Instrument ID: ELAINE.I Calibration Date(s): 24-MAR-2014 25-MAR-2014

Calibration Times: 21:37 02:50

Compound	5.0000 Level 1	20.0000 Level 2	100.0000 Level 3	300.0000 Level 4	500.0000 Level 5	800.0000 Level 6	Curve	Coefficients b	m1	m2	%RSD or R^2	
	1000.0000 Level 7	1200.0000 Level 8	1600.0000 Level 9	2000.0000 Level 10								
56 Butyl Acetate	+++++	+++++	+++++	+++++	+++++	+++++						
	+++++	+++++	+++++	+++++			AVRG		0.000e+000		0.000e+000	<-
57 cis-1,3-dichloropropene	0.34280	0.40073	0.42693	0.45264	0.46079	0.46204						
	0.46435	0.45219	0.42832	0.42088			AVRG		0.43117		8.71324	
59 toluene	0.87374	0.97989	0.91290	0.89724	0.91946	0.89501						
	0.89139	0.87662	0.81949	0.80838			AVRG		0.88741		5.51577	
60 Methyl Isothiocyanate	+++++	+++++	+++++	+++++	+++++	+++++						
	+++++	+++++	+++++	+++++			AVRG		0.000e+000		0.000e+000	
61 ethyl-methacrylate	483	485	63444	215443	395409	694995						
	931587	1090043	1489636	1900479			WLINR	0.06905	0.34052		0.99698	<-
62 trans-1,3-dichloropropene	0.33366	0.39572	0.44091	0.46112	0.47955	0.46864						
	0.46527	0.45925	0.42897	0.42174			AVRG		0.43548		10.08513	
63 1,1,2-trichloroethane	0.16066	0.18831	0.20132	0.19986	0.20803	0.20370						
	0.20561	0.20421	0.19469	0.19410			AVRG		0.19605		7.05136	

FORM VI-NJ-8260

VOLATILE ORGANICS ORGANICS INITIAL CALIBRATION DATA

Lab Name: Alpha Analytical Labs

SDG No.: L1406036

Instrument ID: ELAINE.I Calibration Date(s): 24-MAR-2014 25-MAR-2014

Calibration Times: 21:37 02:50

Compound	5.0000 Level 1	20.0000 Level 2	100.0000 Level 3	300.0000 Level 4	500.0000 Level 5	800.0000 Level 6	Curve	Coefficients b	m1	m2	%RSD or R^2
	1000.0000 Level 7	1200.0000 Level 8	1600.0000 Level 9	2000.0000 Level 10							
64 2-hexanone	+++++	0.09438	0.11728	0.12718	0.13782	0.13620					
	0.13143	0.12915	0.12417	0.11959			AVRG		0.12413		10.55640
65 1,3-dichloropropane	0.40399	0.44032	0.44704	0.44282	0.46204	0.45041					
	0.45209	0.44551	0.41943	0.41660			AVRG		0.43802		4.20731
66 tetrachloroethene	0.26052	0.30838	0.29537	0.28690	0.29612	0.28743					
	0.28659	0.29287	0.27542	0.27684			AVRG		0.28664		4.62574
67 chlorodibromomethane	0.17844	0.21640	0.23785	0.25417	0.27178	0.27102					
	0.27629	0.27198	0.25796	0.25549			AVRG		0.24914		12.40141
68 1,2-dibromoethane	0.15542	0.18945	0.20982	0.22084	0.23311	0.23059					
	0.23183	0.23051	0.22131	0.22058			AVRG		0.21435		11.45435
70 chlorobenzene	0.92571	1.02959	0.99829	0.97946	0.99985	0.96671					
	0.94869	0.92546	0.85673	0.83114			AVRG		0.94616		6.70042
71 1,1,1,2-tetrachloroethane	0.24517	0.27937	0.29060	0.29687	0.31133	0.30196					
	0.29777	0.29199	0.27171	0.26667			AVRG		0.28534		6.90608

FORM VI-NJ-8260

VOLATILE ORGANICS ORGANICS INITIAL CALIBRATION DATA

Lab Name: Alpha Analytical Labs

SDG No.: L1406036

Instrument ID: ELAINE.I Calibration Date(s): 24-MAR-2014 25-MAR-2014

Calibration Times: 21:37 02:50

Compound	5.0000 Level 1	20.0000 Level 2	100.0000 Level 3	300.0000 Level 4	500.0000 Level 5	800.0000 Level 6	Curve	Coefficients b	m1	m2	%RSD or R^2
	1000.0000 Level 7	1200.0000 Level 8	1600.0000 Level 9	2000.0000 Level 10							
72 ethyl benzene	1.85413	2.02113	1.97000	1.91585	1.92868	1.79254					
	1.71863	1.67037	1.48724	1.37196			AVRG		1.77305		12.00798
73 p/m xylene	0.68937	0.77584	0.78548	0.76409	0.76071	0.71185					
	0.67140	0.64024	0.55385	0.50416			AVRG		0.68570		14.01885
74 o xylene	0.62585	0.72901	0.74601	0.74941	0.73627	0.68655					
	0.64252	0.61189	0.53428	0.48767			AVRG		0.65495		14.00390
75 styrene	0.91740	1.10009	1.22012	1.22724	1.21388	1.09409					
	1.02104	0.95637	0.81413	0.72835			AVRG		1.02927		16.94132
76 isopropylbenzene	3.49487	4.09895	3.84139	3.87123	3.84818	3.73067					
	3.61075	3.40981	3.14081	3.03219			AVRG		3.60789		9.41946
77 bromoform	0.17828	0.19824	0.23377	0.27272	0.29108	0.29936					
	0.30216	0.28527	0.27901	0.28655			AVRG		0.26264		16.67816
78 1,4-dichloro-2-butane	0.88420	1.03425	0.96716	0.98402	1.00100	1.00301					
	0.99011	0.92630	0.90293	0.92386			AVRG		0.96168		5.14066

FORM VI-NJ-8260

VOLATILE ORGANICS ORGANICS INITIAL CALIBRATION DATA

Lab Name: Alpha Analytical Labs

SDG No.: L1406036

Instrument ID: ELAINE.I Calibration Date(s): 24-MAR-2014 25-MAR-2014

Calibration Times: 21:37 02:50

Compound	5.0000 Level 1 / 1000.0000 Level 7	20.0000 Level 2 / 1200.0000 Level 8	100.0000 Level 3 / 1600.0000 Level 9	300.0000 Level 4 / 2000.0000 Level 10	500.0000 Level 5	800.0000 Level 6	Curve	Coefficients b	m1	m2	%RSD or R^2
79 1,1,2,2,-tetrachloroethane	0.52021	0.59566	0.60766	0.62948	0.63648	0.64622					
	0.64023	0.61387	0.60128	0.62127			AVRG		0.61124		5.91959
81 1,2,3-trichloropropane	0.48672	0.58595	0.49170	0.48065	0.49032	0.49030					
	0.48786	0.46720	0.46061	0.47647			AVRG		0.49178		7.05979
82 trans-1,4-dichloro-2-butene	0.10829	0.16550	0.19289	0.20725	0.21419	0.21609					
	0.21044	0.19876	0.19298	0.19602			AVRG		0.19024		16.97630
83 n-propylbenzene	4.37546	5.00327	4.89417	4.91889	4.79511	4.57095					
	4.36626	4.15492	3.72843	3.56583			AVRG		4.43733		11.28666
84 bromobenzene	0.66480	0.74739	0.70118	0.72642	0.72889	0.73132					
	0.72687	0.68253	0.64615	0.65482			AVRG		0.70104		5.19951
85 4-ethyltoluene	3.60296	4.26752	4.19271	4.17021	4.12714	3.95136					
	3.79738	3.60204	3.28122	3.16641			AVRG		3.81590		10.28346
86 1,3,5-trimethybenzene	3.02299	3.56912	3.41670	3.44599	3.32691	3.15473					
	3.00727	2.82863	2.44987	2.29399			AVRG		3.05162		13.95284

FORM VI-NJ-8260

VOLATILE ORGANICS ORGANICS INITIAL CALIBRATION DATA

Lab Name: Alpha Analytical Labs

SDG No.: L1406036

Instrument ID: ELAINE.I Calibration Date(s): 24-MAR-2014 25-MAR-2014

Calibration Times: 21:37 02:50

Compound	5.0000 Level 1	20.0000 Level 2	100.0000 Level 3	300.0000 Level 4	500.0000 Level 5	800.0000 Level 6	Curve	Coefficients b	m1	m2	%RSD or R^2
	1000.0000 Level 7	1200.0000 Level 8	1600.0000 Level 9	2000.0000 Level 10							
87 2-chlorotoluene	3.21311	3.51364	3.35426	3.38041	3.28548	3.10401					
	2.94604	2.69952	2.38526	2.25366			AVRG		3.01354		14.41381
88 4-chorotoluene	2.88141	3.18131	3.13476	3.08039	3.04408	2.94820					
	2.86075	2.69010	2.46420	2.39915			AVRG		2.86843		9.48801
89 tert-butylbenzene	2.42918	2.82312	2.73781	2.76564	2.73056	2.63369					
	2.54988	2.48188	2.32374	2.28205			AVRG		2.57576		7.45179
90 1,2,4-trimethylbenzene	2.88783	3.39976	3.34707	3.36436	3.35633	3.24107					
	3.16064	2.97965	2.69735	2.60034			AVRG		3.10344		9.49351
91 sec-butylbenzene	3.81895	4.57766	4.45614	4.49313	4.39552	4.16864					
	3.99228	3.87251	3.48066	3.33738			AVRG		4.05929		10.68309
92 p-isopropyltoluene	2.82425	3.43201	3.43917	3.45361	3.46179	3.30039					
	3.18532	3.08322	2.77782	2.67938			AVRG		3.16370		9.68589
93 1,3-dichlorobenzene	1.36109	1.57067	1.55033	1.55535	1.56762	1.53266					
	1.50658	1.43324	1.32712	1.31579			AVRG		1.47205		7.01728

FORM VI-NJ-8260

VOLATILE ORGANICS ORGANICS INITIAL CALIBRATION DATA

Lab Name: Alpha Analytical Labs

SDG No.: L1406036

Instrument ID: ELAINE.I Calibration Date(s): 24-MAR-2014 25-MAR-2014

Calibration Times: 21:37 02:50

Compound	5.0000 Level 1	20.0000 Level 2	100.0000 Level 3	300.0000 Level 4	500.0000 Level 5	800.0000 Level 6	Curve	Coefficients b	m1	m2	%RSD or R^2	
	1000.0000 Level 7	1200.0000 Level 8	1600.0000 Level 9	2000.0000 Level 10								
95 1,4-dichlorobenzene	1.45815	1.61317	1.54620	1.54330	1.54742	1.52053						
	1.49193	1.41506	1.31030	1.30412			AVRG		1.47502		7.02493	
96 n-butylbenzene	3.40282	4.14507	4.26406	4.26447	4.25067	3.95952						
	3.75038	3.56196	3.15314	2.98385			AVRG		3.77359		12.71859	
97 p-Diethylbenzene	1.69941	2.08504	2.09037	2.13091	2.13982	2.01734						
	1.92026	1.83224	1.61840	1.52829			AVRG		1.90621		11.82655	
98 1,2-dichlorobenzene	1.23033	1.38813	1.35874	1.35554	1.39143	1.35956						
	1.35046	1.27603	1.18408	1.17575			AVRG		1.30701		6.37931	
99 1,2,4,5-tetramethylbenzene	2.25150	2.80023	2.91943	3.05762	3.10838	3.01409						
	2.92388	2.76033	2.49170	2.42605			AVRG		2.77532		10.52644	
100 1,2-dibromo-3-chloropropane	+++++	0.08297	0.09053	0.10132	0.10877	0.11444						
	0.11274	0.11048	0.10851	0.11034			AVRG		0.10446		10.37494	<-
101 1,3,5-trichlorobenzene	0.73920	0.87261	0.91666	0.94023	0.97833	0.97093						
	0.96548	0.92232	0.86392	0.86713			AVRG		0.90368		7.97125	

FORM VI-NJ-8260

VOLATILE ORGANICS ORGANICS INITIAL CALIBRATION DATA

Lab Name: Alpha Analytical Labs

SDG No.: L1406036

Instrument ID: ELAINE.I Calibration Date(s): 24-MAR-2014 25-MAR-2014

Calibration Times: 21:37 02:50

Compound	5.0000 Level 1	20.0000 Level 2	100.0000 Level 3	300.0000 Level 4	500.0000 Level 5	800.0000 Level 6	Curve	Coefficients b	m1	m2	%RSD or R^2
	1000.0000 Level 7	1200.0000 Level 8	1600.0000 Level 9	2000.0000 Level 10							
102 1,2,4-trichlorobenzene	0.58097	0.66358	0.69060	0.73208	0.76766	0.76134					
	0.76530	0.73150	0.68975	0.69559			AVRG		0.70784		8.11807
103 hexachlorobutadiene	0.28076	0.32376	0.33733	0.36037	0.37113	0.37075					
	0.35999	0.36306	0.34972	0.34977			AVRG		0.34666		7.92140
104 naphthalene	1.20988	1.31586	1.40487	1.51481	1.57065	1.55930					
	1.52812	1.46818	1.39369	1.39842			AVRG		1.43638		7.99874
105 1,2,3-trichlorobenzene	0.40951	0.51145	0.53727	0.56266	0.58883	0.58975					
	0.59105	0.57240	0.53763	0.54024			AVRG		0.54408		10.01444
$ 34 dibromofluoromethane	0.23101	0.23122	0.22491	0.23237	0.23232	0.23210					
	0.23337	0.23430	0.23051	0.23094			AVRG		0.23130		1.09594
$ 41 1,2-dichloroethane-d4	0.28311	0.28800	0.27827	0.28185	0.27803	0.28075					
	0.27532	0.27577	0.27234	0.26647			AVRG		0.27799		2.16375
$ 58 toluene-d8	1.29779	1.28764	1.26728	1.22942	1.25454	1.23974					
	1.25257	1.26661	1.26766	1.29390			AVRG		1.26571		1.78627

FORM VI-NJ-8260

6A

VOLATILE ORGANICS ORGANICS INITIAL CALIBRATION DATA

Lab Name: Alpha Analytical Labs

SDG No.: L1406036

Instrument ID: ELAINE.I Calibration Date(s): 24-MAR-2014 25-MAR-2014

Calibration Times: 21:37 02:50

Compound	5.0000 Level 1	20.0000 Level 2	100.0000 Level 3	300.0000 Level 4	500.0000 Level 5	800.0000 Level 6	Curve	Coefficients b	m1	m2	%RSD or R^2
	1000.0000 Level 7	1200.0000 Level 8	1600.0000 Level 9	2000.0000 Level 10							
$ 80 4-bromofluorobenzene	1.20559	1.22894	1.18745	1.21299	1.21114	1.22600					
	1.24035	1.22155	1.23344	1.28037			AVRG		1.22478		2.02259

FORM VI-NJ-8260

6A

VOLATILE ORGANICS ORGANICS INITIAL CALIBRATION DATA

Lab Name: Alpha Analytical Labs

SDG No.: L1406036

Instrument ID: ELAINE.I Calibration Date(s): 24-MAR-2014 25-MAR-2014

Calibration Times: 21:37 02:50

Curve	Formula	Units
Averaged	Amt = Rsp/m1	Response
Wt Linear	Amt = b + Rsp/m1	Response

FORM VI-NJ-8260

6A

VOLATILE ORGANICS ORGANICS INITIAL CALIBRATION DATA

Lab Name: Alpha Analytical Labs

SDG No.: L1406036

Instrument ID: GONZO.I Calibration Date(s): 24-MAR-2014 25-MAR-2014

Calibration Times: 21:45 03:06

Calibration File Names:

Level 1: \\Orgserv2\ff\chem\GCMSVOA\Gonzo.i\140324n.b\0324N03.D
Level 2: \\Orgserv2\ff\chem\GCMSVOA\Gonzo.i\140324n.b\0324N04.D
Level 3: \\Orgserv2\ff\chem\GCMSVOA\Gonzo.i\140324n.b\0324N05.D
Level 4: \\Orgserv2\ff\chem\GCMSVOA\Gonzo.i\140324n.b\0324N06.D
Level 5: \\Orgserv2\ff\chem\GCMSVOA\Gonzo.i\140324n.b\0324N07.D
Level 6: \\Orgserv2\ff\chem\GCMSVOA\Gonzo.i\140324n.b\0324N08.D
Level 7: \\Orgserv2\ff\chem\GCMSVOA\Gonzo.i\140324n.b\0324N09.D
Level 8: \\Orgserv2\ff\chem\GCMSVOA\Gonzo.i\140324n.b\0324N10.D
Level 9: \\Orgserv2\ff\chem\GCMSVOA\Gonzo.i\140324n.b\0324N11.D
Level 10: \\Orgserv2\ff\chem\GCMSVOA\Gonzo.i\140324n.b\0324N12.D

Compound	5.0000 Level 1	20.0000 Level 2	100.0000 Level 3	300.0000 Level 4	500.0000 Level 5	800.0000 Level 6	Curve	Coefficients b	m1	m2	%RSD or R^2
	1000.0000 Level 7	1200.0000 Level 8	1600.0000 Level 9	2000.0000 Level 10							
1 dichlorodifluoromethane	0.25279	0.30133	0.29826	0.28989	0.26430	0.27260					
	0.25259	0.25336	0.30474	0.27746			AVRG		0.27673		7.52314
2 chloromethane	0.08895	0.09556	0.08076	0.07314	0.08219	0.08567					
	0.10069	0.09698	0.11112	0.11153			AVRG		0.09266		13.85484
3 vinyl chloride	0.16209	0.19678	0.19879	0.19920	0.19838	0.20556					
	0.20223	0.20310	0.21496	0.20318			AVRG		0.19843		6.94100

FORM VI-NJ-8260

VOLATILE ORGANICS ORGANICS INITIAL CALIBRATION DATA

Lab Name: Alpha Analytical Labs

SDG No.: L1406036

Instrument ID: GONZO.I Calibration Date(s): 24-MAR-2014 25-MAR-2014

Calibration Times: 21:45 03:06

Compound	5.0000 Level 1	20.0000 Level 2	100.0000 Level 3	300.0000 Level 4	500.0000 Level 5	800.0000 Level 6	Curve	Coefficients b	m1	m2	%RSD or R^2	
	1000.0000 Level 7	1200.0000 Level 8	1600.0000 Level 9	2000.0000 Level 10								
4 bromomethane	2154	11330	66945	229424	437945	835004						
	1124557	1397855	2121847	2683932			WLINR	0.75015	0.14347		0.99278	<-
5 chloroethane	0.12814	0.13836	0.12366	0.11934	0.11729	0.11339						
	0.11475	0.11467	0.11837	0.11206			AVRG		0.12000		6.74620	
6 trichlorofluoromethane	0.48038	0.54175	0.53992	0.54866	0.50424	0.51194						
	0.47795	0.49613	0.49550	0.45300			AVRG		0.50495		6.16986	
18 Acetonitrile	+++++	+++++	+++++	+++++	+++++	+++++						
	+++++	+++++	+++++	+++++			AVRG		0.000e+000		0.000e+000	<-
19 Hexane	+++++	+++++	+++++	+++++	+++++	+++++						
	+++++	+++++	+++++	+++++			AVRG		0.000e+000		0.000e+000	<-
7 ethyl ether	0.10020	0.09386	0.09083	0.09668	0.09755	0.09295						
	0.09500	0.09769	0.09361	0.09393			AVRG		0.09523		2.90741	
8 acrolien	96.00000	701	4559	12292	19216	25779						
	30823	34807	46996	55795			QUAD	-0.20719	210	2333	0.99604	<-

FORM VI-NJ-8260

VOLATILE ORGANICS ORGANICS INITIAL CALIBRATION DATA

Lab Name: Alpha Analytical Labs

SDG No.: L1406036

Instrument ID: GONZO.I Calibration Date(s): 24-MAR-2014 25-MAR-2014

Calibration Times: 21:45 03:06

Compound	5.0000 Level 1	20.0000 Level 2	100.0000 Level 3	300.0000 Level 4	500.0000 Level 5	800.0000 Level 6	Curve	Coefficients b	m1	m2	%RSD or R^2	
	1000.0000 Level 7	1200.0000 Level 8	1600.0000 Level 9	2000.0000 Level 10								
9 Freon 113	0.22573	0.25932	0.25904	0.25960	0.25111	0.25545						
	0.24463	0.25687	0.25620	0.23772			AVRG		0.25057		4.49753	
10 acetone	6231	12319	35998	83890	148143	236984						
	297463	382486	463115	602629			WLINR	-0.22623	0.03226		0.99738	<-
11 1,1,-dichloroethene	0.18369	0.22215	0.21303	0.21935	0.21031	0.21575						
	0.21177	0.22098	0.22072	0.20889			AVRG		0.21266		5.28898	
12 Tert-Butyl Alcohol	0.01137	0.01245	0.01094	0.01190	0.01281	0.01188						
	0.01270	0.01292	0.01238	0.01282			AVRG		0.01222		5.51665	<-
14 Methyl Acetate	0.07826	0.07128	0.06830	0.06721	0.06918	0.06729						
	0.06887	0.07076	0.06800	0.06537			AVRG		0.06945		5.09965	
13 iodomethane	273	3378	21860	161097	424760	836457						
	1097376	1430879	2110106	+++++			QUAD	0.53676	8.94682	-0.94456	0.99580	<-
15 methylene chloride	0.34202	0.29662	0.26283	0.24729	0.24846	0.24265						
	0.24243	0.24924	0.24644	0.23901			AVRG		0.26170		12.54001	

FORM VI-NJ-8260

VOLATILE ORGANICS ORGANICS INITIAL CALIBRATION DATA

Lab Name: Alpha Analytical Labs

SDG No.: L1406036

Instrument ID: GONZO.I Calibration Date(s): 24-MAR-2014 25-MAR-2014

Calibration Times: 21:45 03:06

Compound	5.0000 Level 1	20.0000 Level 2	100.0000 Level 3	300.0000 Level 4	500.0000 Level 5	800.0000 Level 6	Curve	Coefficients b	m1	m2	%RSD or R^2	
	1000.0000 Level 7	1200.0000 Level 8	1600.0000 Level 9	2000.0000 Level 10								
16 carbon disulfide	0.48921	0.57102	0.58945	0.59710	0.59826	0.60793						
	0.60425	0.62558	0.64129	0.61365			AVRG		0.59377		6.98388	
17 acrylonitrile	0.02882	0.03907	0.03757	0.03710	0.03970	0.03892						
	0.03832	0.04115	0.03813	0.03863			AVRG		0.03774		8.82782	<-
20 methyl tert butyl ether	0.56783	0.55223	0.57200	0.60286	0.62007	0.60321						
	0.61285	0.63457	0.62227	0.60999			AVRG		0.59979		4.47305	
21 halothane	0.14623	0.17720	0.16576	0.17070	0.16764	0.17316						
	0.17225	0.17918	0.17847	0.17104			AVRG		0.17016		5.58542	
22 trans-1,2-dichloroethene	0.19246	0.24860	0.24498	0.24613	0.24207	0.24763						
	0.24462	0.25553	0.25608	0.24689			AVRG		0.24250		7.48499	
23 Diisopropyl Ether	0.42833	0.45378	0.48600	0.50401	0.50963	0.50427						
	0.50581	0.54282	0.53922	0.52356			AVRG		0.49974		7.17028	
26 vinyl acetate	0.20488	0.20042	0.24284	0.26494	0.27228	0.27308						
	0.28318	0.29061	0.28993	0.28329			AVRG		0.26054		12.88189	

FORM VI-NJ-8260

VOLATILE ORGANICS ORGANICS INITIAL CALIBRATION DATA

Lab Name: Alpha Analytical Labs

SDG No.: L1406036

Instrument ID: GONZO.I Calibration Date(s): 24-MAR-2014 25-MAR-2014

Calibration Times: 21:45 03:06

Compound	5.0000 Level 1	20.0000 Level 2	100.0000 Level 3	300.0000 Level 4	500.0000 Level 5	800.0000 Level 6	Curve	Coefficients b	m1	m2	%RSD or R^2	
	1000.0000 Level 7	1200.0000 Level 8	1600.0000 Level 9	2000.0000 Level 10								
24 1,1-dichloroethane	0.35222	0.44871	0.42585	0.43193	0.43222	0.42441						
	0.42463	0.43799	0.43276	0.41669			AVRG		0.42274		6.21288	
25 Ethyl-Tert-Butyl-Ether	0.53006	0.57038	0.60600	0.64080	0.66463	0.64814						
	0.66099	0.69205	0.67977	0.66900			AVRG		0.63618		8.14930	
27 2-butanone	0.05205	0.04032	0.04333	0.04306	0.04421	0.04527						
	0.04474	0.04646	0.04464	0.04302			AVRG		0.04471		6.84402	<-
29 Ethyl Acetate	0.09904	0.10664	0.10588	0.10431	0.10730	0.10202						
	0.10112	0.10602	0.10154	0.09810			AVRG		0.10320		3.18001	
28 2,2-dichloropropane	0.29633	0.38572	0.41919	0.47357	0.47531	0.49217						
	0.47924	0.48659	0.47847	0.44383			AVRG		0.44304		13.91930	
30 cis-1,2-dichloroethene	0.23636	0.25778	0.25534	0.25451	0.26343	0.26584						
	0.26262	0.27334	0.27593	0.26635			AVRG		0.26115		4.28542	
31 chloroform	0.48633	0.57774	0.57452	0.57598	0.57954	0.56889						
	0.56020	0.57630	0.56241	0.54090			AVRG		0.56028		5.08450	

FORM VI-NJ-8260

VOLATILE ORGANICS ORGANICS INITIAL CALIBRATION DATA

Lab Name: Alpha Analytical Labs

SDG No.: L1406036

Instrument ID: GONZO.I Calibration Date(s): 24-MAR-2014 25-MAR-2014

Calibration Times: 21:45 03:06

Compound	5.0000 Level 1	20.0000 Level 2	100.0000 Level 3	300.0000 Level 4	500.0000 Level 5	800.0000 Level 6	Curve	Coefficients b	m1	m2	%RSD or R^2	
	1000.0000 Level 7	1200.0000 Level 8	1600.0000 Level 9	2000.0000 Level 10								
32 bromochloromethane	0.09342	0.09448	0.09030	0.09315	0.09129	0.08691						
	0.08682	0.08777	0.08626	0.08133			AVRG		0.08917		4.58405	
33 tetrahydrofuran	0.01669	0.02321	0.02400	0.02319	0.02392	0.02381						
	0.02341	0.02509	0.02443	0.02339			AVRG		0.02311		10.09860	<-
45 Heptane	+++++	+++++	+++++	+++++	+++++	+++++						
	+++++	+++++	+++++	+++++			AVRG		0.000e+000		0.000e+000	<-
35 1,1,1-trichloroethane	0.41413	0.51039	0.53664	0.55386	0.55288	0.55368						
	0.54213	0.55481	0.54289	0.50849			AVRG		0.52699		8.20091	
36 Cyclohexane	0.25646	0.30939	0.31139	0.31790	0.31199	0.31765						
	0.31419	0.32689	0.33083	0.30600			AVRG		0.31027		6.57476	
37 1,1-dichloropropene	0.35203	0.42018	0.41033	0.41571	0.41235	0.41221						
	0.40522	0.41856	0.41525	0.39049			AVRG		0.40523		5.05986	
39 Tertiary-Amyl Methyl Ether	0.45518	0.50775	0.53732	0.57292	0.61932	0.60777						
	0.61371	0.64611	0.63820	0.62371			AVRG		0.58220		10.82456	

FORM VI-NJ-8260

VOLATILE ORGANICS ORGANICS INITIAL CALIBRATION DATA

Lab Name: Alpha Analytical Labs

SDG No.: L1406036

Instrument ID: GONZO.I Calibration Date(s): 24-MAR-2014 25-MAR-2014

Calibration Times: 21:45 03:06

Compound	5.0000 Level 1 / 1000.0000 Level 7	20.0000 Level 2 / 1200.0000 Level 8	100.0000 Level 3 / 1600.0000 Level 9	300.0000 Level 4 / 2000.0000 Level 10	500.0000 Level 5	800.0000 Level 6	Curve	b	Coefficients m1	m2	%RSD or R^2	
38 carbontetrachloride	0.26756	0.36737	0.41432	0.43406	0.44098	0.44833						
	0.43768	0.44972	0.44520	0.41145			AVRG		0.41167		13.71480	
41 1,2-dichloroethane	0.40880	0.43761	0.43846	0.43540	0.43386	0.41436						
	0.41157	0.41995	0.40551	0.38693			AVRG		0.41925		4.05904	
42 benzene	0.85906	1.05821	1.02524	1.03314	1.03826	1.02739						
	1.03164	1.06895	1.06672	1.02952			AVRG		1.02381		5.87924	
54 Butyl Acetate	+++++	+++++	+++++	+++++	+++++	+++++						
	+++++	+++++	+++++	+++++			AVRG		0.000e+000		0.000e+000	<-
44 trichloroethene	0.25652	0.29149	0.29115	0.29832	0.29523	0.29565						
	0.29281	0.30214	0.29884	0.28600			AVRG		0.29081		4.43323	
46 methyl cyclohexane	0.29680	0.38342	0.38076	0.38526	0.38048	0.38579						
	0.38063	0.39679	0.39891	0.36836			AVRG		0.37572		7.72827	
47 1,2-dichloropropane	0.17515	0.19663	0.19868	0.20206	0.20284	0.20092						
	0.20112	0.20826	0.20462	0.19740			AVRG		0.19877		4.51893	

FORM VI-NJ-8260

VOLATILE ORGANICS ORGANICS INITIAL CALIBRATION DATA

Lab Name: Alpha Analytical Labs

SDG No.: L1406036

Instrument ID: GONZO.I Calibration Date(s): 24-MAR-2014 25-MAR-2014

Calibration Times: 21:45 03:06

Compound	5.0000 Level 1	20.0000 Level 2	100.0000 Level 3	300.0000 Level 4	500.0000 Level 5	800.0000 Level 6	Curve	Coefficients b	m1	m2	%RSD or R^2	
	1000.0000 Level 7	1200.0000 Level 8	1600.0000 Level 9	2000.0000 Level 10								
48 bromodichloromethane	0.30544	0.39028	0.42324	0.44300	0.44498	0.43268						
	0.43085	0.44531	0.43137	0.41678			AVRG		0.41639		10.15753	
49 1,4-dioxane	0.00153	0.00175	0.00186	0.00196	0.00206	0.00189						
	0.00175	0.00191	0.00184	0.00183			AVRG		0.00184		7.74076	<-
176 methy;-methylacrlate	+++++	+++++	+++++	+++++	+++++	+++++						
	+++++	+++++	+++++	+++++			AVRG		0.000e+000		0.000e+000	<-
50 dibromomethane	0.12473	0.13610	0.13855	0.14274	0.14800	0.14184						
	0.14212	0.14712	0.14257	0.13681			AVRG		0.14006		4.74418	
51 2-chloroethylvinylether	0.04463	0.05576	0.06222	0.06880	0.07430	0.07359						
	0.07518	0.08046	0.07818	0.07707			AVRG		0.06902		16.61438	<-
52 4-methyl-2-pentanone	0.04031	0.03742	0.04290	0.04490	0.04810	0.04625						
	0.04588	0.04915	0.04710	0.04569			AVRG		0.04477		8.06923	<-
53 cis-1,3-dichloropropene	0.26593	0.33101	0.37739	0.41097	0.42021	0.41915						
	0.41963	0.43407	0.42278	0.41131			AVRG		0.39124		13.62285	

FORM VI-NJ-8260

VOLATILE ORGANICS ORGANICS INITIAL CALIBRATION DATA

Lab Name: Alpha Analytical Labs

SDG No.: L1406036

Instrument ID: GONZO.I Calibration Date(s): 24-MAR-2014 25-MAR-2014

Calibration Times: 21:45 03:06

Compound	5.0000 Level 1	20.0000 Level 2	100.0000 Level 3	300.0000 Level 4	500.0000 Level 5	800.0000 Level 6	Curve	Coefficients b	m1	m2	%RSD or R^2
	1000.0000 Level 7	1200.0000 Level 8	1600.0000 Level 9	2000.0000 Level 10							
56 toluene	1.04447	1.05636	1.08864	1.05235	1.06024	1.07787					
	1.04601	1.12326	1.09585	1.04688			AVRG		1.06919		2.46721
57 ethyl-methacrylate	0.31060	0.31583	0.35728	0.37408	0.39842	0.38831					
	0.38035	0.40972	0.38738	0.37341			AVRG		0.36954		8.92097
58 trans-1,3-dichloropropene	0.36622	0.46335	0.55314	0.58315	0.61035	0.61151					
	0.59431	0.63706	0.60930	0.58266			AVRG		0.56110		14.87676
60 2-hexanone	0.08118	0.09831	0.10630	0.11150	0.11920	0.11499					
	0.11280	0.12192	0.11236	0.10875			AVRG		0.10873		10.76912
59 1,1,2-trichloroethane	0.21921	0.24889	0.24183	0.23920	0.24233	0.23892					
	0.23075	0.24738	0.23788	0.22720			AVRG		0.23736		3.87303
61 1,3-dichloropropane	0.48386	0.49220	0.53203	0.51183	0.53182	0.51241					
	0.49792	0.53341	0.50525	0.48668			AVRG		0.50874		3.71518
62 tetrachloroethene	0.34723	0.39513	0.40573	0.38661	0.39628	0.40623					
	0.39027	0.42399	0.41444	0.39114			AVRG		0.39570		5.22449

FORM VI-NJ-8260

VOLATILE ORGANICS ORGANICS INITIAL CALIBRATION DATA

Lab Name: Alpha Analytical Labs

SDG No.: L1406036

Instrument ID: GONZO.I Calibration Date(s): 24-MAR-2014 25-MAR-2014

Calibration Times: 21:45 03:06

Compound	5.0000 Level 1 / 1000.0000 Level 7	20.0000 Level 2 / 1200.0000 Level 8	100.0000 Level 3 / 1600.0000 Level 9	300.0000 Level 4 / 2000.0000 Level 10	500.0000 Level 5	800.0000 Level 6	Curve	Coefficients b	m1	m2	%RSD or R^2
63 chlorodibromomethane	0.23672	0.26832	0.32155	0.33573	0.34847	0.34451					
	0.33802	0.36050	0.34655	0.33547			AVRG		0.32358		12.20977
64 1,2-dibromoethane	0.22044	0.27349	0.27127	0.27930	0.28876	0.28316					
	0.27770	0.29659	0.28470	0.27261			AVRG		0.27480		7.51722
66 chlorobenzene	0.92723	1.07446	1.07774	1.04260	1.07061	1.07753					
	1.05929	1.14218	1.11850	1.08489			AVRG		1.06751		5.32725
67 1,1,1,2-tetrachloroethane	0.27475	0.32894	0.36330	0.36753	0.38593	0.38575					
	0.37630	0.40235	0.38966	0.37341			AVRG		0.36479		10.22650
68 ethyl benzene	1.85562	2.22864	2.24063	2.17346	2.21622	2.26837					
	2.19958	2.35293	2.04656	1.73107			AVRG		2.13131		9.20427
69 p/m xylene	0.62626	0.75147	0.74996	0.73974	0.76545	0.79087					
	0.77084	0.83689	0.82208	0.76880			AVRG		0.76224		7.49390
70 o xylene	0.53222	0.70251	0.70320	0.69718	0.72780	0.74110					
	0.72808	0.78150	0.76929	0.73393			AVRG		0.71168		9.67335

FORM VI-NJ-8260

VOLATILE ORGANICS ORGANICS INITIAL CALIBRATION DATA

Lab Name: Alpha Analytical Labs

SDG No.: L1406036

Instrument ID: GONZO.I Calibration Date(s): 24-MAR-2014 25-MAR-2014

Calibration Times: 21:45 03:06

Compound	5.0000 Level 1	20.0000 Level 2	100.0000 Level 3	300.0000 Level 4	500.0000 Level 5	800.0000 Level 6	Curve	Coefficients b	m1	m2	%RSD or R^2	
	1000.0000 Level 7	1200.0000 Level 8	1600.0000 Level 9	2000.0000 Level 10								
71 styrene	1.01727	1.19368	1.24774	1.24281	1.30316	1.33330						
	1.32017	1.30237	1.08179	0.92434			AVRG		1.19666		11.84162	
72 isopropylbenzene	1.59068	2.03431	2.07578	2.03962	2.09179	2.13759						
	2.07002	2.22787	1.98838	1.71146			AVRG		1.99675		9.78407	
73 bromoform	0.24366	0.30867	0.36452	0.41067	0.43079	0.41762						
	0.41692	0.45249	0.43090	0.41715			AVRG		0.38934		16.81393	
74 1,4-dichloro-2-butane	0.87197	0.84610	0.90062	0.89945	0.90625	0.86472						
	0.85704	0.91836	0.85425	0.83245			AVRG		0.87512		3.32578	
75 1,1,2,2,-tetrachloroethane	0.56697	0.67181	0.65613	0.64652	0.66854	0.63253						
	0.63504	0.68151	0.63979	0.61762			AVRG		0.64165		5.12701	
175 cyclohexanone	+++++	+++++	+++++	+++++	+++++	+++++						
	+++++	+++++	+++++	+++++			AVRG		0.000e+000		0.000e+000	<-
77 1,2,3-trichloropropane	0.49914	0.58829	0.57680	0.56089	0.56931	0.53455						
	0.52879	0.56481	0.52525	0.50895			AVRG		0.54568		5.55885	

FORM VI-NJ-8260

VOLATILE ORGANICS ORGANICS INITIAL CALIBRATION DATA

Lab Name: Alpha Analytical Labs

SDG No.: L1406036

Instrument ID: GONZO.I Calibration Date(s): 24-MAR-2014 25-MAR-2014

Calibration Times: 21:45 03:06

Compound	5.0000 Level 1	20.0000 Level 2	100.0000 Level 3	300.0000 Level 4	500.0000 Level 5	800.0000 Level 6	Curve	Coefficients b	m1	m2	%RSD or R^2
	1000.0000 Level 7	1200.0000 Level 8	1600.0000 Level 9	2000.0000 Level 10							
78 trans-1,4-dichloro-2-butene	0.13432	0.17657	0.19584	0.20647	0.22040	0.21439					
	0.21369	0.22508	0.21033	0.20248			AVRG		0.19996		13.41398
79 n-propylbenzene	4.14197	4.96180	4.99968	4.93863	4.94128	4.94132					
	4.87613	5.14405	4.27769	3.62790			AVRG		4.68504		10.54546
80 bromobenzene	0.79854	0.85052	0.83319	0.81888	0.83956	0.81805					
	0.81406	0.87993	0.84677	0.83341			AVRG		0.83329		2.74544
81 4-ethyltoluene	3.54530	4.45943	4.50784	4.43260	4.45660	4.47860					
	4.42292	4.74314	4.02000	3.47401			AVRG		4.25405		10.10533
82 1,3,5-trimethybenzene	3.17923	3.85687	3.80250	3.77024	3.76149	3.69737					
	3.66169	3.93691	3.62886	3.17902			AVRG		3.64742		7.20445
83 2-chlorotoluene	2.91068	3.46817	3.40142	3.32602	3.31354	3.25520					
	3.20734	3.46563	3.34074	3.06172			AVRG		3.27505		5.39748
84 4-chorotoluene	3.07976	3.68162	3.52707	3.40475	3.44283	3.40329					
	3.36922	3.57072	3.39417	3.03258			AVRG		3.39060		5.93231

FORM VI-NJ-8260

VOLATILE ORGANICS ORGANICS INITIAL CALIBRATION DATA

Lab Name: Alpha Analytical Labs

SDG No.: L1406036

Instrument ID: GONZO.I Calibration Date(s): 24-MAR-2014 25-MAR-2014

Calibration Times: 21:45 03:06

Compound	5.0000 Level 1 / 1000.0000 Level 7	20.0000 Level 2 / 1200.0000 Level 8	100.0000 Level 3 / 1600.0000 Level 9	300.0000 Level 4 / 2000.0000 Level 10	500.0000 Level 5	800.0000 Level 6	Curve	Coefficients b	m1	m2	%RSD or R^2
85 tert-butylbenzene	2.07641	2.66885	2.67324	2.67370	2.68615	2.69730					
	2.65730	2.87169	2.78695	2.65105			AVRG		2.64426		7.98900
86 1,2,4-trimethylbenzene	2.93753	3.66559	3.67662	3.69071	3.68886	3.67952					
	3.65380	3.91905	3.57812	3.19298			AVRG		3.56828		7.99377
87 sec-butylbenzene	3.28680	4.07007	4.08045	4.09181	4.10997	4.14923					
	4.11447	4.42690	3.97374	3.43905			AVRG		3.97425		8.66333
88 p-isopropyltoluene	2.40843	3.22387	3.27909	3.29768	3.32787	3.35233					
	3.33407	3.58911	3.45918	3.05152			AVRG		3.23232		9.94862
89 1,3-dichlorobenzene	1.33849	1.53592	1.54652	1.54950	1.55826	1.55888					
	1.57336	1.69307	1.66157	1.61663			AVRG		1.56322		6.07801
91 1,4-dichlorobenzene	1.41574	1.56581	1.54511	1.55543	1.58070	1.57803					
	1.57022	1.70893	1.67089	1.63716			AVRG		1.58280		5.03581
92 n-butylbenzene	3.00980	3.70244	3.73417	3.84399	3.85412	3.85138					
	3.80402	4.08409	3.96863	3.58790			AVRG		3.74406		7.80534

FORM VI-NJ-8260

VOLATILE ORGANICS ORGANICS INITIAL CALIBRATION DATA

Lab Name: Alpha Analytical Labs

SDG No.: L1406036

Instrument ID: GONZO.I Calibration Date(s): 24-MAR-2014 25-MAR-2014

Calibration Times: 21:45 03:06

Compound	5.0000 Level 1	20.0000 Level 2	100.0000 Level 3	300.0000 Level 4	500.0000 Level 5	800.0000 Level 6	Curve	Coefficients b	m1	m2	%RSD or R^2
	1000.0000 Level 7	1200.0000 Level 8	1600.0000 Level 9	2000.0000 Level 10							
93 1,2,4,5-tetramathylbenzene	1.43396	1.78539	1.83700	1.87956	1.90962	1.94648					
	1.93650	2.09000	2.07279	1.96913			AVRG		1.88604		9.79391
94 1,2-dichlorobenzene	1.27520	1.42205	1.35873	1.37439	1.40957	1.39889					
	1.38810	1.49877	1.46925	1.43017			AVRG		1.40251		4.38590
95 p-Diethylbenzene	1.61397	2.11458	2.30807	2.43110	2.54483	2.56700					
	2.56551	2.80399	2.78553	2.67375			AVRG		2.44083		14.67735
96 1,2-dibromo-3-chloropropane	0.10987	0.10862	0.12092	0.13439	0.14147	0.13746					
	0.13666	0.14617	0.13709	0.13094			AVRG		0.13036		9.92627
97 1,3,5-trichlorobenzene	0.95606	1.08646	1.07630	1.10552	1.11780	1.12644					
	1.09803	1.19454	1.18571	1.14280			AVRG		1.10897		5.99834
98 1,2,4-trichlorobenzene	0.74014	0.80541	0.84099	0.89220	0.91204	0.91352					
	0.90586	0.98411	0.96282	0.94339			AVRG		0.89005		8.40113
99 hexachlorobutadiene	0.51257	0.50140	0.49262	0.49707	0.50878	0.51822					
	0.50799	0.53433	0.52822	0.50051			AVRG		0.51017		2.64290

FORM VI-NJ-8260

VOLATILE ORGANICS ORGANICS INITIAL CALIBRATION DATA

Lab Name: Alpha Analytical Labs

SDG No.: L1406036

Instrument ID: GONZO.I Calibration Date(s): 24-MAR-2014 25-MAR-2014

Calibration Times: 21:45 03:06

Compound	5.0000 Level 1 / 1000.0000 Level 7	20.0000 Level 2 / 1200.0000 Level 8	100.0000 Level 3 / 1600.0000 Level 9	300.0000 Level 4 / 2000.0000 Level 10	500.0000 Level 5	800.0000 Level 6	Curve	Coefficients b	m1	m2	%RSD or R^2	
100 naphthalene	0.73614	0.93331	1.07915	1.22309	1.30554	1.30866						
	1.31790	1.45316	1.41564	1.42478			AVRG		1.21974		19.23678	
101 1,2,3-trichlorobenzene	0.56617	0.67291	0.66105	0.73090	0.74482	0.73807						
	0.72743	0.79105	0.76756	0.75482			AVRG		0.71548		9.17574	
177 Isopropyl Alcohol	+++++	+++++	+++++	+++++	+++++	+++++						
	+++++	+++++	+++++	+++++			AVRG		0.000e+000		0.000e+000	<-
$ 34 dibromofluoromethane	0.24041	0.24637	0.24796	0.25113	0.24658	0.24807						
	0.24373	0.24758	0.24479	0.24241			AVRG		0.24590		1.27235	
$ 40 1,2-dichloroethane-d4	0.36756	0.36593	0.35639	0.35761	0.35060	0.33951						
	0.33523	0.33493	0.32362	0.32759			AVRG		0.34590		4.56713	
$ 55 toluene-d8	1.56206	1.56552	1.57050	1.52432	1.52838	1.55740						
	1.51142	1.52585	1.52610	1.52721			AVRG		1.53988		1.39026	
$ 76 4-bromofluorobenzene	1.33520	1.36193	1.36607	1.34454	1.31499	1.30356						
	1.30938	1.31725	1.27346	1.28799			AVRG		1.32144		2.29806	

FORM VI-NJ-8260

6A

VOLATILE ORGANICS ORGANICS INITIAL CALIBRATION DATA

Lab Name: Alpha Analytical Labs

SDG No.: L1406036

Instrument ID: GONZO.I Calibration Date(s): 24-MAR-2014 25-MAR-2014

Calibration Times: 21:45 03:06

Curve	Formula	Units
Averaged	Amt = Rsp/m1	Response
Wt Linear	Amt = b + Rsp/m1	Response
Quad	Amt = b + m1*Rsp + m2*Rsp^2	Response

FORM VI-NJ-8260

7A
Volatile Organics CONTINUING CALIBRATION CHECK

Lab Name: Alpha Analytical Labs

SDG No.: L1406036

Instrument ID: Gonzo.i Calibration Date: 28-MAR-2014 Time: 21:17

Lab File ID: 0328N01 Init. Calib. Date(s): 24-MAR-2 25-MAR-2

Sample No: wg678-1,31,10 Init. Calib. Times : 21:45 03:06

Compound	RRF	RRF	MIN RRF	%D	MAX %D	
dichlorodifluoromethane	.27673	.31206	.05	13	20	
chloromethane	.09266	.0867	.05	-6	20	
vinyl chloride	.19843	.19985	.05	1	20	
bromomethane	100	115	.05	15	20	
chloroethane	.12	.12867	.05	7	20	
trichlorofluoromethane	.50495	.50866	.05	1	20	
ethyl ether	.09523	.09687	.05	2	20	
acrolien	100	90.261	.05	-10	20	
Freon 113	.25057	.24813	.05	-1	20	
acetone	100	86.663	.05	-13	20	
1,1,-dichloroethene	.21266	.20158	.05	-5	20	
Tert-Butyl Alcohol	.01222	.01121	.05	-8	20	F
Methyl Acetate	.06945	.06532	.05	-6	20	
iodomethane	100	77.650	.05	-22	20	F
methylene chloride	.2617	.26695	.05	2	20	
carbon disulfide	.59377	.60571	.05	2	20	
acrylonitrile	.03774	.04188	.05	11	20	F
methyl tert butyl ether	.59979	.57857	.05	-4	20	
halothane	.17016	.15762	.05	-7	20	
trans-1,2-dichloroethene	.2425	.24102	.05	-1	20	
Diisopropyl Ether	.49974	.51108	.05	2	20	
vinyl acetate	.26054	.24957	.05	-4	20	
1,1-dichloroethane	.42274	.42143	.05	0	20	
Ethyl-Tert-Butyl-Ether	.63618	.63377	.05	0	20	
2-butanone	.04471	.0417	.05	-7	20	F
Ethyl Acetate	.1032	.10476	.05	2	20	
2,2-dichloropropane	.44304	.41015	.05	-7	20	
cis-1,2-dichloroethene	.26115	.26067	.05	0	20	
chloroform	.56028	.55456	.05	-1	20	
bromochloromethane	.08917	.09441	.05	6	20	
tetrahydrofuran	.02311	.0238	.05	3	20	F
1,1,1-trichloroethane	.52699	.49944	.05	-5	20	
Cyclohexane	.31027	.30839	.05	-1	20	
1,1-dichloropropene	.40523	.39762	.05	-2	20	
Tertiary-Amyl Methyl Ether	.5822	.57021	.05	-2	20	
carbontetrachloride	.41167	.37841	.05	-8	20	
1,2-dichloroethane	.41925	.42207	.05	1	20	
benzene	1.0238	1.0472	.05	2	20	

FORM VII NJ-8260

7A
CONTINUING CALIBRATION CHECK

Lab Name: Alpha Analytical Labs

SDG No.: L1406036

Instrument ID: Gonzo.i Calibration Date: 28-MAR-2014 Time: 21:17

Lab File ID: 0328N01 Init. Calib. Date(s): 24-MAR-2 25-MAR-2

Sample No: wg678-1,31,10 Init. Calib. Times : 21:45 03:06

Compound	RRF	RRF	MIN RRF	%D	MAX %D	
trichloroethene	.29081	.28764	.05	-1	20	
methyl cyclohexane	.37572	.38172	.05	2	20	
1,2-dichloropropane	.19877	.20237	.05	2	20	
bromodichloromethane	.41639	.40438	.05	-3	20	
1,4-dioxane	.00184	.00176	.05	-4	20	F
methy;-methylacrlate	------	.00491	.05	---	20	F
dibromomethane	.14006	.13736	.05	-2	20	
2-chloroethylvinylether	.06902	.06062	.05	-12	20	
4-methyl-2-pentanone	.04477	.04283	.05	-4	20	F
cis-1,3-dichloropropene	.39124	.37686	.05	-4	20	
toluene	1.0691	1.0597	.05	-1	20	
ethyl-methacrylate	.36954	.36336	.05	-2	20	
trans-1,3-dichloropropene	.5611	.53784	.05	-4	20	
2-hexanone	.10873	.10549	.05	-3	20	
1,1,2-trichloroethane	.23736	.23793	.05	0	20	
1,3-dichloropropane	.50874	.51417	.05	1	20	
tetrachloroethene	.3957	.37939	.05	-4	20	
chlorodibromomethane	.32358	.29318	.05	-9	20	
1,2-dibromoethane	.2748	.27348	.05	0	20	
chlorobenzene	1.0675	1.0272	.05	-4	20	
1,1,1,2-tetrachloroethane	.36479	.33417	.05	-8	20	
ethyl benzene	2.1313	2.1177	.05	-1	20	
p/m xylene	.76224	.71823	.05	-6	20	
o xylene	.71168	.67045	.05	-6	20	
styrene	1.1966	1.1897	.05	-1	20	
isopropylbenzene	1.9967	1.9688	.05	-1	20	
bromoform	.38934	.35163	.05	-10	20	
1,4-dichloro-2-butane	.87512	.89559	.05	2	20	
1,1,2,2,-tetrachloroethane	.64165	.65141	.05	2	20	
1,2,3-trichloropropane	.54568	.55427	.05	2	20	
trans-1,4-dichloro-2-butene	.19996	.18494	.05	-8	20	
n-propylbenzene	4.6850	4.8878	.05	4	20	
bromobenzene	.83329	.81808	.05	-2	20	
4-ethyltoluene	4.2540	4.4032	.05	4	20	
1,3,5-trimethybenzene	3.6474	3.6965	.05	1	20	
2-chlorotoluene	3.2750	3.2427	.05	-1	20	
4-chorotoluene	3.3906	3.4082	.05	1	20	
tert-butylbenzene	2.6442	2.6104	.05	-1	20	

FORM VII NJ-8260

7A
CONTINUING CALIBRATION CHECK

Lab Name: Alpha Analytical Labs

SDG No.: L1406036

Instrument ID: Gonzo.i Calibration Date: 28-MAR-2014 Time: 21:17

Lab File ID: 0328N01 Init. Calib. Date(s): 24-MAR-2 25-MAR-2

Sample No: wg678-1,31,10 Init. Calib. Times : 21:45 03:06

Compound	RRF	RRF	MIN RRF	%D	MAX %D
1,2,4-trimethylbenzene	3.5682	3.6236	.05	2	20
sec-butylbenzene	3.9742	4.0305	.05	1	20
p-isopropyltoluene	3.2323	3.2249	.05	0	20
1,3-dichlorobenzene	1.5632	1.5346	.05	-2	20
1,4-dichlorobenzene	1.5828	1.5415	.05	-3	20
n-butylbenzene	3.7440	3.7726	.05	1	20
1,2,4,5-tetramathylbenzene	1.8860	1.8594	.05	-1	20
1,2-dichlorobenzene	1.4025	1.3592	.05	-3	20
p-Diethylbenzene	2.4408	2.3962	.05	-2	20
1,2-dibromo-3-chloropropane	.13036	.11777	.05	-10	20
1,3,5-trichlorobenzene	1.1089	1.1021	.05	-1	20
1,2,4-trichlorobenzene	.89005	.86477	.05	-3	20
hexachlorobutadiene	.51017	.50278	.05	-1	20
naphthalene	1.2197	1.1580	.05	-5	20
1,2,3-trichlorobenzene	.71548	.70257	.05	-2	20
dibromofluoromethane	.2459	.24737	.05	1	30
1,2-dichloroethane-d4	.3459	.3363	.05	-3	30
toluene-d8	1.5398	1.5109	.05	-2	30
4-bromofluorobenzene	1.3214	1.3672	.05	3	30

FORM VII NJ-8260

7A
CONTINUING CALIBRATION CHECK

Lab Name: Alpha Analytical Labs

SDG No.: L1406036

Instrument ID: Gonzo.i Calibration Date: 29-MAR-2014 Time: 10:45

Lab File ID: 0329A01 Init. Calib. Date(s): 24-MAR-2 25-MAR-2

Sample No: wg678-1,31,10 Init. Calib. Times : 21:45 03:06

Compound	RRF	RRF	MIN RRF	%D	MAX %D	
dichlorodifluoromethane	.27673	.29462	.05	6	20	
chloromethane	.09266	.08919	.05	-4	20	
vinyl chloride	.19843	.20544	.05	4	20	
bromomethane	100	118	.05	18	20	
chloroethane	.12	.12367	.05	3	20	
trichlorofluoromethane	.50495	.49204	.05	-3	20	
Acetonitrile	------	.00931	.05	---	20	F
Hexane	------	------	.05	---	20	F
ethyl ether	.09523	.09775	.05	3	20	
acrolien	100	80.161	.05	-20	20	
Freon 113	.25057	.25785	.05	3	20	
acetone	100	84.786	.05	-15	20	
1,1,-dichloroethene	.21266	.21264	.05	0	20	
Tert-Butyl Alcohol	.01222	.011	.05	-10	20	F
Methyl Acetate	.06945	.06376	.05	-8	20	
iodomethane	100	83.206	.05	-17	20	
methylene chloride	.2617	.25308	.05	-3	20	
carbon disulfide	.59377	.60617	.05	2	20	
acrylonitrile	.03774	.03643	.05	-3	20	F
methyl tert butyl ether	.59979	.56983	.05	-5	20	
halothane	.17016	.16685	.05	-2	20	
trans-1,2-dichloroethene	.2425	.23507	.05	-3	20	
Diisopropyl Ether	.49974	.49942	.05	0	20	
vinyl acetate	.26054	.24024	.05	-8	20	
1,1-dichloroethane	.42274	.42839	.05	1	20	
Ethyl-Tert-Butyl-Ether	.63618	.62961	.05	-1	20	
2-butanone	.04471	.04165	.05	-7	20	F
Ethyl Acetate	.1032	.10336	.05	0	20	
2,2-dichloropropane	.44304	.4164	.05	-6	20	
cis-1,2-dichloroethene	.26115	.24843	.05	-5	20	
chloroform	.56028	.52952	.05	-5	20	
bromochloromethane	.08917	.09238	.05	4	20	
tetrahydrofuran	.02311	.02294	.05	-1	20	F
Heptane	------	------	.05	---	20	F
1,1,1-trichloroethane	.52699	.50064	.05	-5	20	
Cyclohexane	.31027	.3126	.05	1	20	
1,1-dichloropropene	.40523	.398	.05	-2	20	
Tertiary-Amyl Methyl Ether	.5822	.55322	.05	-5	20	

FORM VII NJ-8260

7A
CONTINUING CALIBRATION CHECK

Lab Name: Alpha Analytical Labs

SDG No.: L1406036

Instrument ID: Gonzo.i Calibration Date: 29-MAR-2014 Time: 10:45

Lab File ID: 0329A01 Init. Calib. Date(s): 24-MAR-2 25-MAR-2

Sample No: wg678-1,31,10 Init. Calib. Times : 21:45 03:06

Compound	RRF	RRF	MIN RRF	%D	MAX %D	
carbontetrachloride	.41167	.37833	.05	-8	20	
1,2-dichloroethane	.41925	.40192	.05	-4	20	
benzene	1.0238	1.023	.05	0	20	
Butyl Acetate	------	------	.05	---	20	F
trichloroethene	.29081	.2911	.05	0	20	
methyl cyclohexane	.37572	.39078	.05	4	20	
1,2-dichloropropane	.19877	.19336	.05	-3	20	
bromodichloromethane	.41639	.3874	.05	-7	20	
1,4-dioxane	.00184	.00168	.05	-9	20	F
methy;-methylacrlate	------	------	.05	---	20	F
dibromomethane	.14006	.1319	.05	-6	20	
2-chloroethylvinylether	.06902	.05424	.05	-21	20	F
4-methyl-2-pentanone	.04477	.04246	.05	-5	20	F
cis-1,3-dichloropropene	.39124	.36953	.05	-6	20	
toluene	1.0691	1.0640	.05	0	20	
ethyl-methacrylate	.36954	.35548	.05	-4	20	
trans-1,3-dichloropropene	.5611	.52923	.05	-6	20	
2-hexanone	.10873	.1001	.05	-8	20	
1,1,2-trichloroethane	.23736	.23175	.05	-2	20	
1,3-dichloropropane	.50874	.50126	.05	-1	20	
tetrachloroethene	.3957	.3839	.05	-3	20	
chlorodibromomethane	.32358	.28759	.05	-11	20	
1,2-dibromoethane	.2748	.26537	.05	-3	20	
chlorobenzene	1.0675	1.0384	.05	-3	20	
1,1,1,2-tetrachloroethane	.36479	.33793	.05	-7	20	
ethyl benzene	2.1313	2.1327	.05	0	20	
p/m xylene	.76224	.72479	.05	-5	20	
o xylene	.71168	.68474	.05	-4	20	
styrene	1.1966	1.1923	.05	0	20	
isopropylbenzene	1.9967	1.9794	.05	-1	20	
bromoform	.38934	.34275	.05	-12	20	
1,4-dichloro-2-butane	.87512	.8883	.05	2	20	
1,1,2,2,-tetrachloroethane	.64165	.64033	.05	0	20	
cyclohexanone	------	------	.05	---	20	F
1,2,3-trichloropropane	.54568	.55766	.05	2	20	
trans-1,4-dichloro-2-butene	.19996	.18443	.05	-8	20	
n-propylbenzene	4.6850	5.0102	.05	7	20	
bromobenzene	.83329	.81286	.05	-2	20	

FORM VII NJ-8260

7A
CONTINUING CALIBRATION CHECK

Lab Name: Alpha Analytical Labs

SDG No.: L1406036

Instrument ID: Gonzo.i Calibration Date: 29-MAR-2014 Time: 10:45

Lab File ID: 0329A01 Init. Calib. Date(s): 24-MAR-2 25-MAR-2

Sample No: wg678-1,31,10 Init. Calib. Times : 21:45 03:06

Compound	RRF	RRF	MIN RRF	%D	MAX %D	
4-ethyltoluene	4.2540	4.4967	.05	6	20	
1,3,5-trimethybenzene	3.6474	3.7648	.05	3	20	
2-chlorotoluene	3.2750	3.3065	.05	1	20	
4-chorotoluene	3.3906	3.4301	.05	1	20	
tert-butylbenzene	2.6442	2.6415	.05	0	20	
1,2,4-trimethylbenzene	3.5682	3.6810	.05	3	20	
sec-butylbenzene	3.9742	4.1440	.05	4	20	
p-isopropyltoluene	3.2323	3.2825	.05	2	20	
1,3-dichlorobenzene	1.5632	1.5475	.05	-1	20	
1,4-dichlorobenzene	1.5828	1.5415	.05	-3	20	
n-butylbenzene	3.7440	3.8268	.05	2	20	
1,2,4,5-tetramathylbenzene	1.8860	1.8712	.05	-1	20	
1,2-dichlorobenzene	1.4025	1.3718	.05	-2	20	
p-Diethylbenzene	2.4408	2.4206	.05	-1	20	
1,2-dibromo-3-chloropropane	.13036	.10455	.05	-20	20	
1,3,5-trichlorobenzene	1.1089	1.0929	.05	-1	20	
1,2,4-trichlorobenzene	.89005	.86516	.05	-3	20	
hexachlorobutadiene	.51017	.50104	.05	-2	20	
naphthalene	1.2197	1.1212	.05	-8	20	
1,2,3-trichlorobenzene	.71548	.68701	.05	-4	20	
Isopropyl Alcohol	------	------	.05	---	20	F
dibromofluoromethane	.2459	.23262	.05	-5	30	
1,2-dichloroethane-d4	.3459	.31914	.05	-8	30	
toluene-d8	1.5398	1.5183	.05	-1	30	
4-bromofluorobenzene	1.3214	1.3643	.05	3	30	

FORM VII NJ-8260

7A
CONTINUING CALIBRATION CHECK

Lab Name: Alpha Analytical Labs

SDG No.: L1406036

Instrument ID: Elaine.i Calibration Date: 29-MAR-2014 Time: 11:14

Lab File ID: 0329A02 Init. Calib. Date(s): 24-MAR-2 25-MAR-2

Sample No: wg679-1,31,10 Init. Calib. Times : 21:37 02:50

Compound	RRF	RRF	MIN RRF	%D	MAX %D	
dichlorodifluoromethane	.2726	.33749	.05	24	20	F
chloromethane	100	119	.05	19	20	
vinyl chloride	.26671	.32614	.05	22	20	F
bromomethane	100	71.054	.05	-29	20	F
chloroethane	.22117	.23614	.05	7	20	
trichlorofluoromethane	.4103	.4084	.05	0	20	
ethyl ether	.11562	.11967	.05	4	20	
freon-113	.22371	.24394	.05	9	20	
acetone	.05467	.05393	.05	-1	20	
1,1,-dichloroethene	.2266	.22741	.05	0	20	
Tert-Butyl Alcohol	.01558	.01637	.05	5	20	F
Methyl Acetate	.11404	.11689	.05	2	20	
methylene chloride	.33953	.33413	.05	-2	20	
carbon disulfide	.76237	.71986	.05	-6	20	
acrylonitrile	.06702	.06265	.05	-7	20	
methyl tert butyl ether	.57357	.59183	.05	3	20	
trans-1,2-dichloroethene	.25	.25731	.05	3	20	
Diisopropyl Ether	.82561	.83382	.05	1	20	
vinyl acetate	.39387	.4059	.05	3	20	
1,1-dichloroethane	.47853	.50332	.05	5	20	
Ethyl-Tert-Butyl-Ether	.76415	.75684	.05	-1	20	
2-butanone	.0638	.06993	.05	10	20	
2,2-dichloropropane	.4167	.43467	.05	4	20	
Ethyl Acetate	.14076	.14755	.05	5	20	
cis-1,2-dichloroethene	.27401	.2742	.05	0	20	
chloroform	.45802	.4755	.05	4	20	
bromochloromethane	.10532	.10172	.05	-3	20	
tetrahydrofuran	.04239	.04082	.05	-4	20	F
1,1,1-trichloroethane	.40511	.41695	.05	3	20	
Cyclohexane	.48768	.51797	.05	6	20	
1,1-dichloropropene	.38016	.39788	.05	5	20	
carbontetrachloride	.32836	.33796	.05	3	20	
Tertiary-Amyl Methyl Ether	.65469	.65799	.05	1	20	
1,2-dichloroethane	.31845	.33037	.05	4	20	
benzene	1.1034	1.1440	.05	4	20	
trichloroethene	.26754	.26726	.05	0	20	
methyl cyclohexane	.49012	.51378	.05	5	20	
1,2-dichloropropane	.27702	.27384	.05	-1	20	

FORM VII NJ-8260

7A
CONTINUING CALIBRATION CHECK

Lab Name: Alpha Analytical Labs

SDG No.: L1406036

Instrument ID: Elaine.i Calibration Date: 29-MAR-2014 Time: 11:14

Lab File ID: 0329A02 Init. Calib. Date(s): 24-MAR-2 25-MAR-2

Sample No: wg679-1,31,10 Init. Calib. Times : 21:37 02:50

Compound	RRF	RRF	MIN RRF	%D	MAX %D	
bromodichloromethane	.35192	.3443	.05	-2	20	
1,4-Dioxane	.00191	.00206	.05	8	20	F
dibromomethane	.12756	.1307	.05	2	20	
2-Chloroethylvinyl ether	.12088	.11509	.05	-5	20	
4-methyl-2-pentanone	.06545	.06018	.05	-8	20	
cis-1,3-dichloropropene	.43117	.41829	.05	-3	20	
toluene	.88741	.89378	.05	1	20	
ethyl-methacrylate	100	98.405	.05	-2	20	
trans-1,3-dichloropropene	.43548	.42541	.05	-2	20	
1,1,2-trichloroethane	.19605	.19726	.05	1	20	
2-hexanone	.12413	.11365	.05	-8	20	
1,3-dichloropropane	.43802	.4398	.05	0	20	
tetrachloroethene	.28664	.29206	.05	2	20	
chlorodibromomethane	.24914	.2251	.05	-10	20	
1,2-dibromoethane	.21435	.21017	.05	-2	20	
chlorobenzene	.94616	.96287	.05	2	20	
1,1,1,2-tetrachloroethane	.28534	.28651	.05	0	20	
ethyl benzene	1.7730	1.9145	.05	8	20	
p/m xylene	.6857	.75529	.05	10	20	
o xylene	.65495	.71075	.05	9	20	
styrene	1.0292	1.1650	.05	13	20	
isopropylbenzene	3.6078	3.7779	.05	5	20	
bromoform	.26264	.21928	.05	-17	20	
1,4-dichloro-2-butane	.96168	.93333	.05	-3	20	
1,1,2,2,-tetrachloroethane	.61124	.60144	.05	-2	20	
1,2,3-trichloropropane	.49178	.49173	.05	0	20	
trans-1,4-dichloro-2-butene	.19024	.16914	.05	-11	20	
n-propylbenzene	4.4373	4.7828	.05	8	20	
bromobenzene	.70104	.70157	.05	0	20	
4-ethyltoluene	3.8159	4.0357	.05	6	20	
1,3,5-trimethybenzene	3.0516	3.3430	.05	10	20	
2-chlorotoluene	3.0135	3.2921	.05	9	20	
4-chorotoluene	2.8684	2.9979	.05	5	20	
tert-butylbenzene	2.5757	2.6826	.05	4	20	
1,2,4-trimethylbenzene	3.1034	3.2293	.05	4	20	
sec-butylbenzene	4.0592	4.3582	.05	7	20	
p-isopropyltoluene	3.1637	3.3283	.05	5	20	
1,3-dichlorobenzene	1.4720	1.4959	.05	2	20	

FORM VII NJ-8260

7A
CONTINUING CALIBRATION CHECK

Lab Name: Alpha Analytical Labs

SDG No.: L1406036

Instrument ID: Elaine.i Calibration Date: 29-MAR-2014 Time: 11:14

Lab File ID: 0329A02 Init. Calib. Date(s): 24-MAR-2 25-MAR-2

Sample No: wg679-1,31,10 Init. Calib. Times : 21:37 02:50

Compound	RRF	RRF	MIN RRF	%D	MAX %D	
1,4-dichlorobenzene	1.4750	1.4787	.05	0	20	
n-butylbenzene	3.7735	4.0879	.05	8	20	
p-Diethylbenzene	1.9062	2.0455	.05	7	20	
1,2-dichlorobenzene	1.3070	1.3109	.05	0	20	
1,2,4,5-tetramethylbenzene	2.7753	2.7603	.05	-1	20	
1,2-dibromo-3-chloropropane	.10446	.08218	.05	-21	20	F
1,3,5-trichlorobenzene	.90368	.8791	.05	-3	20	
1,2,4-trichlorobenzene	.70784	.66697	.05	-6	20	
hexachlorobutadiene	.34666	.33737	.05	-3	20	
naphthalene	1.4363	1.3878	.05	-3	20	
1,2,3-trichlorobenzene	.54408	.53055	.05	-2	20	
dibromofluoromethane	.2313	.22742	.05	-2	20	
1,2-dichloroethane-d4	.27799	.2798	.05	1	20	
toluene-d8	1.2657	1.2591	.05	-1	20	
4-bromofluorobenzene	1.2247	1.2202	.05	0	20	

FORM VII NJ-8260

7A
CONTINUING CALIBRATION CHECK

Lab Name: Alpha Analytical Labs

SDG No.: L1406036

Instrument ID: Voa101.i Calibration Date: 29-MAR-2014 Time: 11:27

Lab File ID: 0329A02 Init. Calib. Date(s): 24-MAR-2 24-MAR-2

Sample No: wg678-1,31,10 Init. Calib. Times : 10:37 14:57

Compound	RRF	RRF	MIN RRF	%D	MAX %D	
dichlorodifluoromethane	.26631	.33697	.05	27	20	F
chloromethane	.48856	.52851	.05	8	20	
vinyl chloride	.37364	.46363	.05	24	20	F
bromomethane	100	85.652	.05	-14	20	
chloroethane	.16115	.23163	.05	44	20	F
trichlorofluoromethane	.38225	.4833	.05	26	20	F
ethyl ether	.09771	.13077	.05	34	20	F
1,1,-dichloroethene	.29494	.33712	.05	14	20	
carbon disulfide	.86117	.98208	.05	14	20	
freon-113	.31723	.37987	.05	20	20	
iodomethane	100	65.045	.05	-35	20	F
Isopropyl Alcohol	.01534	.01062	.05	-31	20	F
methylene chloride	.34271	.38082	.05	11	20	
acetone	.07454	.0865	.05	16	20	
trans-1,2-dichloroethene	.32572	.36976	.05	14	20	
Methyl Acetate	.20024	.21775	.05	9	20	
acrolein	.04683	.06239	.05	33	20	F
methyl tert butyl ether	.62681	.70857	.05	13	20	
Tert-Butyl Alcohol	.0209	.02349	.05	12	20	F
Diisopropyl Ether	1.4496	1.6644	.05	15	20	
1,1-dichloroethane	.70063	.80829	.05	15	20	
halothane	.2431	.27251	.05	12	20	
acrylonitrile	.09359	.10507	.05	12	20	
Ethyl-Tert-Butyl-Ether	1.1039	1.2660	.05	15	20	
vinyl acetate	.79697	.94072	.05	18	20	
cis-1,2-dichloroethene	.34341	.38736	.05	13	20	
2,2-dichloropropane	.45687	.56069	.05	23	20	F
bromochloromethane	.14286	.16585	.05	16	20	
Cyclohexane	.80731	.94875	.05	18	20	
chloroform	.56328	.65595	.05	16	20	
Ethyl Acetate	.28761	.31093	.05	8	20	
carbontetrachloride	.45239	.51627	.05	14	20	
tetrahydrofuran	.09173	.10048	.05	10	20	
2-Butanol	.02585	.00011	.05	-100	20	F
1,1,1-trichloroethane	.50224	.57726	.05	15	20	
2-butanone	.12986	.13705	.05	6	20	
1,1-dichloropropene	.46437	.53472	.05	15	20	
benzene	1.2508	1.4362	.05	15	20	

FORM VII NJ-8260

7A
CONTINUING CALIBRATION CHECK

Lab Name: Alpha Analytical Labs

SDG No.: L1406036

Instrument ID: Voa101.i Calibration Date: 29-MAR-2014 Time: 11:27

Lab File ID: 0329A02 Init. Calib. Date(s): 24-MAR-2 24-MAR-2

Sample No: wg678-1,31,10 Init. Calib. Times : 10:37 14:57

Compound	RRF	RRF	MIN RRF	%D	MAX %D	
Tertiary-Amyl Methyl Ether	.68217	.7646	.05	12	20	
1,2-dichloroethane	.43259	.50909	.05	18	20	
2-methyl-2-butanol	.0159	.00424	.05	-73	20	F
methyl cyclohexane	.52494	.61547	.05	17	20	
trichloroethene	.33286	.38897	.05	17	20	
dibromomethane	.16555	.18732	.05	13	20	
1,2-dichloropropane	.38454	.42841	.05	11	20	
bromodichloromethane	.41703	.46924	.05	13	20	
methyl-methylacrylate	------	------	.05	---	20	F
4-penten-2-ol	500	------	.05	---	20	F
1,4-Dioxane	.00179	.00211	.05	18	20	F
2-Chloroethylvinyl ether	.16595	.17988	.05	8	20	
cis-1,3-dichloropropene	.4872	.54585	.05	12	20	
toluene	1.1401	1.0974	.05	-4	20	
2-Pentanone	------	.00768	.05	---	20	F
4-methyl-2-pentanone	.08676	.09106	.05	5	20	
tetrachloroethene	.44962	.42554	.05	-5	20	
trans-1,3-dichloropropene	.59149	.58582	.05	-1	20	
ethyl-methacrylate	.40851	.37641	.05	-8	20	
4-methyl-2-pentanol	500	------	.05	---	20	F
Methyl Isothiocyanate	------	------	.05	---	20	F
1,1,2-trichloroethane	.26581	.27522	.05	4	20	
chlorodibromomethane	.39097	.36539	.05	-7	20	
1,3-dichloropropane	.57602	.56991	.05	-1	20	
1,2-dibromoethane	.30434	.29233	.05	-4	20	
2-hexanone	.23148	.20016	.05	-14	20	
chlorobenzene	1.2404	1.1847	.05	-4	20	
ethyl benzene	2.1008	2.1013	.05	0	20	
1,1,1,2-tetrachloroethane	.43327	.42046	.05	-3	20	
p/m xylene	.7523	.76421	.05	2	20	
o xylene	.68432	.69846	.05	2	20	
styrene	1.1225	1.1705	.05	4	20	
bromoform	.42792	.40851	.05	-5	20	
isopropylbenzene	4.0445	3.9675	.05	-2	20	
bromobenzene	.95952	.89426	.05	-7	20	
n-propylbenzene	4.7661	4.8791	.05	2	20	
1,4-dichloro-2-butane	1.5352	1.5696	.05	2	20	
1,1,2,2,-tetrachloroethane	.75236	.75199	.05	0	20	

FORM VII NJ-8260

7A
CONTINUING CALIBRATION CHECK

Lab Name: Alpha Analytical Labs

SDG No.: L1406036

Instrument ID: Voa101.i Calibration Date: 29-MAR-2014 Time: 11:27

Lab File ID: 0329A02 Init. Calib. Date(s): 24-MAR-2 24-MAR-2

Sample No: wg678-1,31,10 Init. Calib. Times : 10:37 14:57

Compound	RRF	RRF	MIN RRF	%D	MAX %D
4-ethyltoluene	4.1188	4.1263	.05	0	20
2-chlorotoluene	2.9880	3.0104	.05	1	20
1,3,5-trimethybenzene	3.2103	3.2197	.05	0	20
1,2,3-trichloropropane	.57614	.56229	.05	-2	20
trans-1,4-dichloro-2-butene	.29496	.28454	.05	-4	20
4-chorotoluene	2.9940	2.9659	.05	-1	20
tert-butylbenzene	2.7751	2.7012	.05	-3	20
p-isopropyltoluene	3.3254	3.2964	.05	-1	20
1,2,4-trimethylbenzene	3.1821	3.2080	.05	1	20
sec-butylbenzene	4.0792	4.1096	.05	1	20
1,3-dichlorobenzene	1.8465	1.7974	.05	-3	20
1,4-dichlorobenzene	1.8749	1.7835	.05	-5	20
p-Diethylbenzene	1.9295	1.8794	.05	-3	20
n-butylbenzene	2.9560	3.0568	.05	3	20
1,2-dichlorobenzene	1.6608	1.5833	.05	-5	20
1,2,4,5-tetramethylbenzene	2.7147	2.6369	.05	-3	20
1,2-dibromo-3-chloropropane	.32072	.30932	.05	-4	20
1,3,5-trichlorobenzene	1.1132	1.0460	.05	-6	20
hexachlorobutadiene	.36138	.30982	.05	-14	20
1,2,4-trichlorobenzene	.96391	.85284	.05	-12	20
naphthalene	1.7990	1.5696	.05	-13	20
1,2,3-trichlorobenzene	.82017	.75639	.05	-8	20
dibromofluoromethane	.26209	.27192	.05	4	30
1,2-dichloroethane-d4	.29059	.3101	.05	7	30
toluene-d8	1.3488	1.2480	.05	-7	30
4-bromofluorobenzene	1.0340	1.0421	.05	1	30

FORM VII NJ-8260

7A
CONTINUING CALIBRATION CHECK

Lab Name: Alpha Analytical Labs

SDG No.: L1406036

Instrument ID: Elaine.i Calibration Date: 30-MAR-2014 Time: 16:21

Lab File ID: 0330A01 Init. Calib. Date(s): 24-MAR-2 25-MAR-2

Sample No: wg678-1,31,10 Init. Calib. Times : 21:37 02:50

Compound	RRF	RRF	MIN RRF	%D	MAX %D	
dichlorodifluoromethane	.2726	.32462	.05	19	20	
chloromethane	100	124	.05	24	20	F
vinyl chloride	.26671	.36028	.05	35	20	F
bromomethane	100	76.368	.05	-24	20	F
chloroethane	.22117	.23937	.05	8	20	
trichlorofluoromethane	.4103	.37332	.05	-9	20	
ethyl ether	.11562	.11116	.05	-4	20	
freon-113	.22371	.23477	.05	5	20	
acetone	.05467	.05079	.05	-7	20	
1,1,-dichloroethene	.2266	.21617	.05	-5	20	
Tert-Butyl Alcohol	.01558	.01449	.05	-7	20	F
Methyl Acetate	.11404	.1036	.05	-9	20	
methylene chloride	.33953	.31675	.05	-7	20	
carbon disulfide	.76237	.67468	.05	-12	20	
acrylonitrile	.06702	.0579	.05	-14	20	
methyl tert butyl ether	.57357	.53107	.05	-7	20	
trans-1,2-dichloroethene	.25	.24641	.05	-1	20	
Diisopropyl Ether	.82561	.77801	.05	-6	20	
vinyl acetate	.39387	.361	.05	-8	20	
1,1-dichloroethane	.47853	.46794	.05	-2	20	
Ethyl-Tert-Butyl-Ether	.76415	.71134	.05	-7	20	
2-butanone	.0638	.0683	.05	7	20	
2,2-dichloropropane	.4167	.39804	.05	-4	20	
Ethyl Acetate	.14076	.13044	.05	-7	20	
cis-1,2-dichloroethene	.27401	.25773	.05	-6	20	
chloroform	.45802	.44022	.05	-4	20	
bromochloromethane	.10532	.09765	.05	-7	20	
tetrahydrofuran	.04239	.03799	.05	-10	20	F
1,1,1-trichloroethane	.40511	.37941	.05	-6	20	
Cyclohexane	.48768	.47988	.05	-2	20	
1,1-dichloropropene	.38016	.37023	.05	-3	20	
carbontetrachloride	.32836	.30998	.05	-6	20	
Tertiary-Amyl Methyl Ether	.65469	.61316	.05	-6	20	
1,2-dichloroethane	.31845	.30678	.05	-4	20	
benzene	1.1034	1.1083	.05	0	20	
trichloroethene	.26754	.25564	.05	-4	20	
methyl cyclohexane	.49012	.49168	.05	0	20	
1,2-dichloropropane	.27702	.26189	.05	-5	20	

FORM VII NJ-8260

7A
CONTINUING CALIBRATION CHECK

Lab Name: Alpha Analytical Labs

SDG No.: L1406036

Instrument ID: Elaine.i Calibration Date: 30-MAR-2014 Time: 16:21

Lab File ID: 0330A01 Init. Calib. Date(s): 24-MAR-2 25-MAR-2

Sample No: wg678-1,31,10 Init. Calib. Times : 21:37 02:50

Compound	RRF	RRF	MIN RRF	%D	MAX %D	
bromodichloromethane	.35192	.31321	.05	-11	20	
1,4-Dioxane	.00191	.0016	.05	-16	20	F
dibromomethane	.12756	.12404	.05	-3	20	
2-Chloroethylvinyl ether	.12088	.10626	.05	-12	20	
4-methyl-2-pentanone	.06545	.05443	.05	-17	20	
cis-1,3-dichloropropene	.43117	.39371	.05	-9	20	
toluene	.88741	.85176	.05	-4	20	
ethyl-methacrylate	100	89.711	.05	-10	20	
trans-1,3-dichloropropene	.43548	.39845	.05	-9	20	
1,1,2-trichloroethane	.19605	.18754	.05	-4	20	
2-hexanone	.12413	.10607	.05	-15	20	
1,3-dichloropropane	.43802	.41631	.05	-5	20	
tetrachloroethene	.28664	.27232	.05	-5	20	
chlorodibromomethane	.24914	.21434	.05	-14	20	
1,2-dibromoethane	.21435	.19154	.05	-11	20	
chlorobenzene	.94616	.91496	.05	-3	20	
1,1,1,2-tetrachloroethane	.28534	.26986	.05	-5	20	
ethyl benzene	1.7730	1.7804	.05	0	20	
p/m xylene	.6857	.71396	.05	4	20	
o xylene	.65495	.67555	.05	3	20	
styrene	1.0292	1.0964	.05	7	20	
isopropylbenzene	3.6078	3.4330	.05	-5	20	
bromoform	.26264	.20416	.05	-22	20	F
1,4-dichloro-2-butane	.96168	.83265	.05	-13	20	
1,1,2,2,-tetrachloroethane	.61124	.54767	.05	-10	20	
1,2,3-trichloropropane	.49178	.43595	.05	-11	20	
trans-1,4-dichloro-2-butene	.19024	.15892	.05	-16	20	
n-propylbenzene	4.4373	4.3610	.05	-2	20	
bromobenzene	.70104	.63619	.05	-9	20	
4-ethyltoluene	3.8159	3.7157	.05	-3	20	
1,3,5-trimethybenzene	3.0516	3.0416	.05	0	20	
2-chlorotoluene	3.0135	2.9909	.05	-1	20	
4-chorotoluene	2.8684	2.7146	.05	-5	20	
tert-butylbenzene	2.5757	2.4282	.05	-6	20	
1,2,4-trimethylbenzene	3.1034	2.9700	.05	-4	20	
sec-butylbenzene	4.0592	3.9875	.05	-2	20	
p-isopropyltoluene	3.1637	3.0682	.05	-3	20	
1,3-dichlorobenzene	1.4720	1.3957	.05	-5	20	

FORM VII NJ-8260

7A
CONTINUING CALIBRATION CHECK

Lab Name: Alpha Analytical Labs

SDG No.: L1406036

Instrument ID: Elaine.i Calibration Date: 30-MAR-2014 Time: 16:21

Lab File ID: 0330A01 Init. Calib. Date(s): 24-MAR-2 25-MAR-2

Sample No: wg678-1,31,10 Init. Calib. Times : 21:37 02:50

Compound	RRF	RRF	MIN RRF	%D	MAX %D	
1,4-dichlorobenzene	1.4750	1.3865	.05	-6	20	
n-butylbenzene	3.7735	3.7861	.05	0	20	
p-Diethylbenzene	1.9062	1.8818	.05	-1	20	
1,2-dichlorobenzene	1.3070	1.2261	.05	-6	20	
1,2,4,5-tetramethylbenzene	2.7753	2.5465	.05	-8	20	
1,2-dibromo-3-chloropropane	.10446	.07363	.05	-30	20	F
1,3,5-trichlorobenzene	.90368	.78536	.05	-13	20	
1,2,4-trichlorobenzene	.70784	.58829	.05	-17	20	
hexachlorobutadiene	.34666	.29352	.05	-15	20	
naphthalene	1.4363	1.2177	.05	-15	20	
1,2,3-trichlorobenzene	.54408	.45418	.05	-17	20	
dibromofluoromethane	.2313	.22252	.05	-4	20	
1,2-dichloroethane-d4	.27799	.26288	.05	-5	20	
toluene-d8	1.2657	1.2641	.05	0	20	
4-bromofluorobenzene	1.2247	1.1495	.05	-6	20	

FORM VII NJ-8260

Surrogate Summary

Form 2
Surrogate Recovery
Volatile Organics

Client: Tetra Tech GEO
Project Name: LOCKHEED N. PLAINFIELD

Lab Number: L1406036
Project Number: 117-0507600

CLIENT ID (LAB SAMPLE NO.)	SMC1 TOL	SMC2 BFB	SMC3 DCA	SMC4 DBFM	TOT OUT
DUP-02 (L1406036-49)	91	101	114	112	0
DUP-03 (L1406036-50)	91	101	114	111	0
DUP-04 (L1406036-51)	92	102	113	111	0
FIELD BLANK-032014 (L1406036-46)	92	100	114	112	0
WG678899-2LCSD	93	103	106	104	0
WG678899-1LCS	93	101	107	104	0
WG678899-3BLANK	92	104	110	104	0
MW-2D (L1406036-36)	92	102	111	108	0
MW-2I (L1406036-35)	93	101	111	108	0
MW-505I (L1406036-34)	92	103	111	107	0
MW-505S (L1406036-33)	93	106	109	107	0
MW-544D (L1406036-42)	92	101	113	110	0
MW-544I (L1406036-41)	92	102	112	109	0
MW-544S (L1406036-40)	91	101	113	109	0
MW-545D (L1406036-39)	91	101	112	107	0
MW-545I (L1406036-38)	92	99	113	107	0
MW-545S (L1406036-37)	92	102	112	108	0
PZ-521I (L1406036-32)	92	102	109	107	0
PZ-521S (L1406036-31)	93	104	109	105	0
PZ-524D (L1406036-45)	89	101	113	111	0
PZ-524I (L1406036-44)	89	100	112	108	0
PZ-524S (L1406036-43)	92	99	113	110	0
TRIP BLANK (L1406036-47)	91	99	115	111	0
WG678883-2LCSD	99	99	95	97	0
WG678883-1LCS	98	103	97	101	0
WG678883-3BLANK	101	104	98	94	0
MW-502I (L1406036-20)	100	101	98	93	0
MW-546S (L1406036-21)	99	106	100	96	0
DUP-05 (L1406036-52)	101	101	98	96	0
DUP-06 (L1406036-57)	101	101	97	94	0

	QC LIMITS
TOL = TOLUENE-D8	**(70-130)**
BFB = 4-BROMOFLUOROBENZENE	**(70-130)**
DCA = 1,2-DICHLOROETHANE-D4	**(70-130)**
DBFM = DIBROMOFLUOROMETHANE)	**(70-130)**

*** Values outside of QC limits**

FORM II NJ-8260

Form 2
Surrogate Recovery
Volatile Organics

Client: Tetra Tech GEO
Project Name: LOCKHEED N. PLAINFIELD

Lab Number: L1406036
Project Number: 117-0507600

CLIENT ID (LAB SAMPLE NO.)	SMC1 TOL	SMC2 BFB	SMC3 DCA	SMC4 DBFM	TOT OUT
WG679027-2LCSD	100	96	96	99	0
WG679027-1LCS	100	94	95	96	0
WG679027-3BLANK	101	100	96	96	0
SW-1 (L1406036-53)	103	100	96	93	0
SW-2 (L1406036-54)	102	99	98	95	0
SW-3 (L1406036-55)	102	101	96	96	0
SW-4 (L1406036-56)	101	103	96	94	0
DUP-01 (L1406036-48D)	96	104	101	94	0
WG678895-2LCSD	98	105	93	96	0
WG678895-1LCS	99	103	92	95	0
WG678895-3BLANK	98	107	96	94	0
MW-1I (L1406036-04)	99	110	97	95	0
MW-1S (L1406036-03)	99	105	96	93	0
MW-501I (L1406036-14)	97	104	99	94	0
MW-501S (L1406036-13)	98	104	99	93	0
MW-506I (L1406036-02)	98	104	97	92	0
MW-506S (L1406036-01)	98	105	95	94	0
MW-507I (L1406036-08)	98	102	98	93	0
MW-507S (L1406036-07)	98	108	98	93	0
MW-508D (L1406036-06)	98	103	99	97	0
MW-508S (L1406036-05)	99	102	96	90	0
MW-532D (L1406036-12)	98	105	100	93	0
MW-532S (L1406036-11)	98	106	97	96	0
MW-549I (L1406036-10D)	97	107	101	94	0
MW-549S (L1406036-09)	98	104	98	95	0
WG678962-2LCSD	99	99	101	96	0
WG678962-1LCS	99	100	101	98	0
WG678962-3BLANK	101	99	102	96	0
MW-3D (L1406036-24)	100	100	101	97	0
MW-502S (L1406036-19)	101	99	103	95	0

	QC LIMITS
TOL = TOLUENE-D8	**(70-130)**
BFB = 4-BROMOFLUOROBENZENE	**(70-130)**
DCA = 1,2-DICHLOROETHANE-D4	**(70-130)**
DBFM = DIBROMOFLUOROMETHANE)	**(70-130)**

*** Values outside of QC limits**

FORM II

Form 2
Surrogate Recovery
Volatile Organics

Client: Tetra Tech GEO
Project Name: LOCKHEED N. PLAINFIELD

Lab Number: L1406036
Project Number: 117-0507600

CLIENT ID (LAB SAMPLE NO.)	SMC1 TOL	SMC2 BFB	SMC3 DCA	SMC4 DBFM	TOT OUT
MW-503I (L1406036-16)	100	97	101	96	0
MW-503S (L1406036-15)	101	97	101	96	0
MW-546D (L1406036-23)	99	99	99	96	0
MW-546I (L1406036-22)	100	98	100	98	0
MW-547D (L1406036-30)	101	103	99	95	0
MW-547I (L1406036-29)	101	101	99	94	0
MW-547S (L1406036-28)	101	101	99	95	0
MW-550I (L1406036-18)	100	100	100	98	0
MW-550S (L1406036-17)	99	100	101	97	0
PZ-522D (L1406036-27)	103	101	98	96	0
PZ-522I (L1406036-26)	100	99	99	97	0
PZ-522S (L1406036-25)	102	100	97	96	0

	QC LIMITS
TOL = TOLUENE-D8	**(70-130)**
BFB = 4-BROMOFLUOROBENZENE	**(70-130)**
DCA = 1,2-DICHLOROETHANE-D4	**(70-130)**
DBFM = DIBROMOFLUOROMETHANE)	**(70-130)**

*** Values outside of QC limits**

FORM II NJ-8260

Batch QC Summary

3A

LAB CONTROL/LAB CONTROL DUPLICATE SAMPLE RECOVERY

WATER VOLATILE ORGANICS

Lab Name: Alpha Analytical Labs

SDG No.: L1406036 Matrix: Water

Lab Control Sample: WG678883-1LCS Injected: 03/28/14 21:17 Lab File ID: 0328N01.D

COMPOUND	SPIKE ADDED (ug/l)	SAMPLE CONCENTRATION (ug/l)	LCS CONCENTRATION (ug/l)	LCS % REC	QC. LIMITS REC.
Methylene chloride	10	NA	10.	102	70-130
1,1-Dichloroethane	10	NA	10.	100	70-130
Chloroform	10	NA	9.9	99	70-130
Carbontetrachloride	10	NA	9.2	92	63-132
1,2-Dichloropropane	10	NA	10.	102	70-130
Chlorodibromomethane	10	NA	9.1	91	63-130
1,1,2-Trichloroethane	10	NA	10.	100	70-130
Tetrachloroethene	10	NA	9.6	96	70-130
Chlorobenzene	10	NA	9.6	96	75-130
Trichlorofluoromethane	10	NA	10.	101	62-150
1,2-Dichloroethane	10	NA	10.	101	70-130
1,1,1-Trichloroethane	10	NA	9.5	95	67-130
Bromodichloromethane	10	NA	9.7	97	67-130
trans-1,3-Dichloropropen	10	NA	9.6	96	70-130
cis-1,3-Dichloropropene	10	NA	9.6	96	70-130
Bromoform	10	NA	9.0	90	54-136
1,1,2,2,-Tetrachloroetha	10	NA	10.	102	67-130
Benzene	10	NA	10.	102	70-130
Toluene	10	NA	9.9	99	70-130
Ethyl benzene	10	NA	9.9	99	70-130
Chloromethane	10	NA	9.4	94	64-130
Bromomethane	10	NA	12.	115	39-139
Vinyl chloride	10	NA	10.	101	55-140
Chloroethane	10	NA	11.	107	55-138
1,1,-Dichloroethene	10	NA	9.5	95	61-145
trans-1,2-Dichloroethene	10	NA	9.9	99	70-130
Trichloroethene	10	NA	9.9	99	70-130
1,2-Dichlorobenzene	10	NA	9.7	97	70-130
1,3-Dichlorobenzene	10	NA	9.8	98	70-130
1,4-Dichlorobenzene	10	NA	9.7	97	70-130
Methyl tert butyl ether	10	NA	9.6	96	63-130
p/m xylene	20	NA	19.	94	70-130
o Xylene	20	NA	19.	94	70-130
cis-1,2-Dichloroethene	10	NA	10.	100	70-130
Styrene	20	NA	20.	99	70-130
Dichlorodifluoromethane	10	NA	11.	113	36-147
Acetone	10	NA	8.7	87	58-148
Carbon disulfide	10	NA	10.	102	51-130
2-Butanone	10	NA	9.3	93	63-138
4-Methyl-2-pentanone	10	NA	9.6	96	59-130

* Values outside of QC limits.

COMMENTS: _____

_____

FORM III NJ-8260

3A

LAB CONTROL/LAB CONTROL DUPLICATE SAMPLE RECOVERY

WATER VOLATILE ORGANICS

Lab Name: Alpha Analytical Labs

SDG No.: L1406036 Matrix: Water

Lab Control Sample: WG678883-1LCS Injected: 03/28/14 21:17 Lab File ID: 0328N01.D

COMPOUND	SPIKE ADDED (ug/l)	SAMPLE CONCENTRATION (ug/l)	LCS CONCENTRATION (ug/l)	LCS % REC	QC. LIMITS REC.
2-Hexanone	10	NA	9.7	97	57-130
Bromochloromethane	10	NA	10.	106	70-130
1,2-Dibromoethane	10	NA	10.	100	70-130
1,2-Dibromo-3-chloroprop	10	NA	9.0	90	41-144
Isopropylbenzene	10	NA	9.9	99	70-130
1,2,3-Trichlorobenzene	10	NA	9.8	98	70-130
1,2,4-Trichlorobenzene	10	NA	9.7	97	70-130
Methyl Acetate	10	NA	9.4	94	70-130
Cyclohexane	10	NA	9.9	99	70-130
1,4-Dioxane	500	NA	480	96	56-162
Methyl cyclohexane	10	NA	10.	102	70-130
Freon 113	10	NA	9.9	99	70-130

* Values outside of QC limits.

COMMENTS: _____

_____

FORM III NJ-8260

3A

LAB CONTROL/LAB CONTROL DUPLICATE SAMPLE RECOVERY

WATER VOLATILE ORGANICS

Lab Name: Alpha Analytical Labs

SDG No.: L1406036 Matrix: Water

Lab Control Sample: WG678883-1LCS Injected: 03/28/14 21:17 Lab File ID: 0328N01.D

Lab Control Dup : WG678883-2LCSD Injected: 03/28/14 21:53 Lab File ID: 0328N02.D

COMPOUND	SPIKE ADDED (ug/l)	LCSD CONCENTRATION (ug/l)	LCSD % REC	% RPD	QC LIMITS RPD	QC LIMITS REC.
Methylene chloride	10	9.6	96	6	20	70-130
1,1-Dichloroethane	10	10.	101	1	20	70-130
Chloroform	10	9.6	96	3	20	70-130
Carbontetrachloride	10	9.5	95	3	20	63-132
1,2-Dichloropropane	10	10.	101	1	20	70-130
Chlorodibromomethane	10	8.9	89	2	20	63-130
1,1,2-Trichloroethane	10	10.	100	0	20	70-130
Tetrachloroethene	10	9.8	98	2	20	70-130
Chlorobenzene	10	9.7	97	1	20	75-130
Trichlorofluoromethane	10	9.8	98	3	20	62-150
1,2-Dichloroethane	10	9.7	97	4	20	70-130
1,1,1-Trichloroethane	10	9.6	97	2	20	67-130
Bromodichloromethane	10	9.2	92	5	20	67-130
trans-1,3-Dichloropropen	10	9.4	94	2	20	70-130
cis-1,3-Dichloropropene	10	9.4	94	2	20	70-130
Bromoform	10	8.7	87	3	20	54-136
1,1,2,2,-Tetrachloroetha	10	9.9	99	3	20	67-130
Benzene	10	10.	101	1	20	70-130
Toluene	10	9.8	98	1	20	70-130
Ethyl benzene	10	10.	101	2	20	70-130
Chloromethane	10	8.1	81	15	20	64-130
Bromomethane	10	12.	120	4	20	39-139
Vinyl chloride	10	9.6	96	5	20	55-140
Chloroethane	10	10.	103	4	20	55-138
1,1,-Dichloroethene	10	10.	102	7	20	61-145
trans-1,2-Dichloroethene	10	9.7	97	2	20	70-130
Trichloroethene	10	10.	100	1	20	70-130
1,2-Dichlorobenzene	10	9.5	95	2	20	70-130
1,3-Dichlorobenzene	10	9.5	95	3	20	70-130
1,4-Dichlorobenzene	10	9.6	96	1	20	70-130
Methyl tert butyl ether	10	9.2	92	4	20	63-130
p/m xylene	20	19.	96	2	20	70-130
o Xylene	20	19.	96	2	20	70-130
cis-1,2-Dichloroethene	10	9.7	97	3	20	70-130
Styrene	20	20.	100	1	20	70-130
Dichlorodifluoromethane	10	11.	107	5	20	36-147
Acetone	10	8.4	84	4	20	58-148
Carbon disulfide	10	9.9	99	3	20	51-130
2-Butanone	10	8.7	87	7	20	63-138
4-Methyl-2-pentanone	10	10.	100	4	20	59-130

* Values outside of QC limits.

COMMENTS: _____

_____

FORM III NJ-8260

3A

LAB CONTROL/LAB CONTROL DUPLICATE SAMPLE RECOVERY

WATER VOLATILE ORGANICS

Lab Name: Alpha Analytical Labs

SDG No.: L1406036 Matrix: Water

Lab Control Sample: WG678883-1LCS Injected: 03/28/14 21:17 Lab File ID: 0328N01.D

Lab Control Dup : WG678883-2LCSD Injected: 03/28/14 21:53 Lab File ID: 0328N02.D

COMPOUND	SPIKE ADDED (ug/l)	LCSD CONCENTRATION (ug/l)	LCSD % REC	% RPD	QC LIMITS RPD	QC LIMITS REC.
2-Hexanone	10	9.8	98	1	20	57-130
Bromochloromethane	10	10.	103	3	20	70-130
1,2-Dibromoethane	10	9.6	96	4	20	70-130
1,2-Dibromo-3-chloroprop	10	8.9	89	1	20	41-144
Isopropylbenzene	10	9.9	99	0	20	70-130
1,2,3-Trichlorobenzene	10	9.4	94	4	20	70-130
1,2,4-Trichlorobenzene	10	9.7	97	0	20	70-130
Methyl Acetate	10	8.9	89	5	20	70-130
Cyclohexane	10	10.	102	3	20	70-130
1,4-Dioxane	500	460	92	4	20	56-162
Methyl cyclohexane	10	10.	101	1	20	70-130
Freon 113	10	10.	101	2	20	70-130

* Values outside of QC limits.

COMMENTS: _____

_____

FORM III NJ-8260

3A

LAB CONTROL/LAB CONTROL DUPLICATE SAMPLE RECOVERY

WATER VOLATILE ORGANICS

Lab Name: Alpha Analytical Labs

SDG No.: L1406036 Matrix: Water

Lab Control Sample: WG678895-1LCS Injected: 03/29/14 10:45 Lab File ID: 0329A01.D

COMPOUND	SPIKE ADDED (ug/l)	SAMPLE CONCENTRATION (ug/l)	LCS CONCENTRATION (ug/l)	LCS % REC	QC. LIMITS REC.
Methylene chloride	10	NA	9.7	97	70-130
1,1-Dichloroethane	10	NA	10.	101	70-130
Chloroform	10	NA	9.4	94	70-130
Carbontetrachloride	10	NA	9.2	92	63-132
1,2-Dichloropropane	10	NA	9.7	97	70-130
Chlorodibromomethane	10	NA	8.9	89	63-130
1,1,2-Trichloroethane	10	NA	9.8	98	70-130
2-chloroethylvinylether	10	NA	7.8	79	70-130
Tetrachloroethene	10	NA	9.7	97	70-130
Chlorobenzene	10	NA	9.7	97	75-130
Trichlorofluoromethane	10	NA	9.7	97	62-150
1,2-Dichloroethane	10	NA	9.6	96	70-130
1,1,1-Trichloroethane	10	NA	9.5	95	67-130
Bromodichloromethane	10	NA	9.3	93	67-130
trans-1,3-Dichloropropen	10	NA	9.4	94	70-130
cis-1,3-Dichloropropene	10	NA	9.4	94	70-130
1,1-Dichloropropene	10	NA	9.8	98	70-130
Bromoform	10	NA	8.8	88	54-136
1,1,2,2,-Tetrachloroetha	10	NA	10.	100	67-130
Benzene	10	NA	10.	100	70-130
Toluene	10	NA	10.	100	70-130
Ethyl benzene	10	NA	10.	100	70-130
Chloromethane	10	NA	9.6	96	64-130
Bromomethane	10	NA	12.	118	39-139
Vinyl chloride	10	NA	10.	104	55-140
Chloroethane	10	NA	10.	103	55-138
1,1,-Dichloroethene	10	NA	10.	100	61-145
trans-1,2-Dichloroethene	10	NA	9.7	97	70-130
Trichloroethene	10	NA	10.	100	70-130
1,2-Dichlorobenzene	10	NA	9.8	98	70-130
1,3-Dichlorobenzene	10	NA	9.9	99	70-130
1,4-Dichlorobenzene	10	NA	9.7	97	70-130
Methyl tert butyl ether	10	NA	9.5	95	63-130
p/m xylene	20	NA	19.	95	70-130
o Xylene	20	NA	19.	96	70-130
cis-1,2-Dichloroethene	10	NA	9.5	95	70-130
Dibromomethane	10	NA	9.4	94	70-130
1,4-Dichloro-2-butane	10	NA	10.	102	70-130
Iodomethane	10	NA	8.3	83	70-130
1,2,3-Trichloropropane	10	NA	10.	102	64-130

* Values outside of QC limits.

COMMENTS: _____

_____

FORM III NJ-8260

3A

LAB CONTROL/LAB CONTROL DUPLICATE SAMPLE RECOVERY

WATER VOLATILE ORGANICS

Lab Name: Alpha Analytical Labs

SDG No.: L1406036 Matrix: Water

Lab Control Sample: WG678895-1LCS Injected: 03/29/14 10:45 Lab File ID: 0329A01.D

COMPOUND	SPIKE ADDED (ug/l)	SAMPLE CONCENTRATION (ug/l)	LCS CONCENTRATION (ug/l)	LCS % REC	QC. LIMITS REC.
Styrene	20	NA	20.	100	70-130
Dichlorodifluoromethane	10	NA	11.	106	36-147
Acetone	10	NA	8.5	85	58-148
Carbon disulfide	10	NA	10.	102	51-130
2-Butanone	10	NA	9.3	93	63-138
Vinyl acetate	10	NA	9.2	92	70-130
4-Methyl-2-pentanone	10	NA	9.5	95	59-130
2-Hexanone	10	NA	9.2	92	57-130
Ethyl-methacrylate	10	NA	9.6	96	70-130
Acrolien	10	NA	8.0	80	70-130
Acrylonitrile	10	NA	9.6	96	70-130
Bromochloromethane	10	NA	10.	104	70-130
Tetrahydrofuran	10	NA	9.9	99	58-130
2,2-Dichloropropane	10	NA	9.4	94	63-133
1,2-Dibromoethane	10	NA	9.6	97	70-130
1,3-Dichloropropane	10	NA	9.8	98	70-130
1,1,1,2-Tetrachloroethan	10	NA	9.3	93	64-130
Bromobenzene	10	NA	9.8	98	70-130
n-Butylbenzene	10	NA	10.	102	53-136
sec-Butylbenzene	10	NA	10.	104	70-130
tert-Butylbenzene	10	NA	10.	100	70-130
2-Chlorotoluene	10	NA	10.	101	70-130
4-Chorotoluene	10	NA	10.	101	70-130
1,2-Dibromo-3-chloroprop	10	NA	8.0	80	41-144
Hexachlorobutadiene	10	NA	9.8	98	63-130
Isopropylbenzene	10	NA	9.9	99	70-130
p-Isopropyltoluene	10	NA	10.	102	70-130
Naphthalene	10	NA	9.2	92	70-130
n-Propylbenzene	10	NA	11.	107	69-130
1,2,3-Trichlorobenzene	10	NA	9.6	96	70-130
1,2,4-Trichlorobenzene	10	NA	9.7	97	70-130
1,3,5-Trimethybenzene	10	NA	10.	103	64-130
1,2,4-Trimethylbenzene	10	NA	10.	103	70-130
trans-1,4-Dichloro-2-but	10	NA	9.2	92	70-130
Ethyl ether	10	NA	10.	103	59-134
Methyl Acetate	10	NA	9.2	92	70-130
Ethyl Acetate	10	NA	10.	100	70-130
Diisopropyl Ether	10	NA	10.	100	70-130
Cyclohexane	10	NA	10.	101	70-130
tert-Butyl Alcohol	50	NA	45.	90	70-130

* Values outside of QC limits.

COMMENTS: _____

_____

FORM III NJ-8260

3A

LAB CONTROL/LAB CONTROL DUPLICATE SAMPLE RECOVERY

WATER VOLATILE ORGANICS

Lab Name: Alpha Analytical Labs

SDG No.: L1406036 Matrix: Water

Lab Control Sample: WG678895-1LCS Injected: 03/29/14 10:45 Lab File ID: 0329A01.D

COMPOUND	SPIKE ADDED (ug/l)	SAMPLE CONCENTRATION (ug/l)	LCS CONCENTRATION (ug/l)	LCS % REC	QC. LIMITS REC.
Ethyl-Tert-Butyl-Ether	10	NA	9.9	99	70-130
Tertiary-Amyl Methyl Eth	10	NA	9.5	95	66-130
1,4-Dioxane	500	NA	460	91	56-162
1,2,4,5-tetramathylbenze	10	NA	9.9	99	70-130
p-Diethylbenzene	10	NA	9.9	99	70-130
Methyl cyclohexane	10	NA	10.	104	70-130
Freon 113	10	NA	10.	103	70-130
4-Ethyltoluene	10	NA	10.	106	70-130

* Values outside of QC limits.

COMMENTS: _____

_____

FORM III NJ-8260

3A

LAB CONTROL/LAB CONTROL DUPLICATE SAMPLE RECOVERY

WATER VOLATILE ORGANICS

Lab Name: Alpha Analytical Labs

SDG No.: L1406036 Matrix: Water

Lab Control Sample: WG678895-1LCS Injected: 03/29/14 10:45 Lab File ID: 0329A01.D

Lab Control Dup : WG678895-2LCSD Injected: 03/29/14 11:21 Lab File ID: 0329A02.D

COMPOUND	SPIKE ADDED (ug/l)	LCSD CONCENTRATION (ug/l)	LCSD % REC	% RPD	QC LIMITS RPD	QC LIMITS REC.
Methylene chloride	10	9.5	96	1	20	70-130
1,1-Dichloroethane	10	9.9	99	2	20	70-130
Chloroform	10	9.6	96	2	20	70-130
Carbontetrachloride	10	9.1	91	1	20	63-132
1,2-Dichloropropane	10	9.6	96	1	20	70-130
Chlorodibromomethane	10	8.5	85	5	20	63-130
1,1,2-Trichloroethane	10	9.5	95	3	20	70-130
2-chloroethylvinylether	10	8.7	87	10	20	70-130
Tetrachloroethene	10	9.5	95	2	20	70-130
Chlorobenzene	10	9.5	95	2	20	75-130
Trichlorofluoromethane	10	9.5	95	2	20	62-150
1,2-Dichloroethane	10	9.4	94	2	20	70-130
1,1,1-Trichloroethane	10	9.2	92	3	20	67-130
Bromodichloromethane	10	9.3	93	0	20	67-130
trans-1,3-Dichloropropen	10	9.2	92	2	20	70-130
cis-1,3-Dichloropropene	10	9.3	94	0	20	70-130
1,1-Dichloropropene	10	9.6	96	2	20	70-130
Bromoform	10	8.3	83	6	20	54-136
1,1,2,2,-Tetrachloroetha	10	9.8	98	2	20	67-130
Benzene	10	9.8	98	2	20	70-130
Toluene	10	9.4	95	5	20	70-130
Ethyl benzene	10	9.7	97	3	20	70-130
Chloromethane	10	8.5	85	12	20	64-130
Bromomethane	10	12.	124	5	20	39-139
Vinyl chloride	10	9.5	95	9	20	55-140
Chloroethane	10	9.9	99	4	20	55-138
1,1,-Dichloroethene	10	9.7	97	3	20	61-145
trans-1,2-Dichloroethene	10	9.2	92	5	20	70-130
Trichloroethene	10	9.7	97	3	20	70-130
1,2-Dichlorobenzene	10	9.5	95	3	20	70-130
1,3-Dichlorobenzene	10	9.6	96	3	20	70-130
1,4-Dichlorobenzene	10	9.7	97	0	20	70-130
Methyl tert butyl ether	10	9.5	95	0	20	63-130
p/m xylene	20	18.	92	3	20	70-130
o Xylene	20	19.	93	3	20	70-130
cis-1,2-Dichloroethene	10	9.2	92	3	20	70-130
Dibromomethane	10	9.3	93	1	20	70-130
1,4-Dichloro-2-butane	10	10.	100	2	20	70-130
Iodomethane	10	8.7	87	5	20	70-130
1,2,3-Trichloropropane	10	9.8	98	4	20	64-130

* Values outside of QC limits.

COMMENTS: _____

_____

FORM III NJ-8260

3A

LAB CONTROL/LAB CONTROL DUPLICATE SAMPLE RECOVERY

WATER VOLATILE ORGANICS

Lab Name: Alpha Analytical Labs

SDG No.: L1406036 Matrix: Water

Lab Control Sample: WG678895-1LCS Injected: 03/29/14 10:45 Lab File ID: 0329A01.D

Lab Control Dup : WG678895-2LCSD Injected: 03/29/14 11:21 Lab File ID: 0329A02.D

COMPOUND	SPIKE ADDED (ug/l)	LCSD CONCENTRATION (ug/l)	LCSD % REC	% RPD	QC LIMITS RPD	QC LIMITS REC.
Styrene	20	19.	96	4	20	70-130
Dichlorodifluoromethane	10	10.	105	1	20	36-147
Acetone	10	7.4	74	14	20	58-148
Carbon disulfide	10	9.6	96	6	20	51-130
2-Butanone	10	10.	102	9	20	63-138
Vinyl acetate	10	9.5	95	3	20	70-130
4-Methyl-2-pentanone	10	9.4	94	1	20	59-130
2-Hexanone	10	9.1	91	1	20	57-130
Ethyl-methacrylate	10	9.4	94	2	20	70-130
Acrolien	10	6.9	69 *	15	20	70-130
Acrylonitrile	10	9.8	98	2	20	70-130
Bromochloromethane	10	9.7	97	7	20	70-130
Tetrahydrofuran	10	10.	101	2	20	58-130
2,2-Dichloropropane	10	9.2	92	2	20	63-133
1,2-Dibromoethane	10	9.3	93	4	20	70-130
1,3-Dichloropropane	10	9.6	96	2	20	70-130
1,1,1,2-Tetrachloroethan	10	8.8	88	6	20	64-130
Bromobenzene	10	9.7	97	1	20	70-130
n-Butylbenzene	10	9.8	98	4	20	53-136
sec-Butylbenzene	10	10.	100	4	20	70-130
tert-Butylbenzene	10	9.9	99	1	20	70-130
2-Chlorotoluene	10	10.	100	1	20	70-130
4-Chorotoluene	10	10.	100	1	20	70-130
1,2-Dibromo-3-chloroprop	10	8.3	83	4	20	41-144
Hexachlorobutadiene	10	9.4	94	4	20	63-130
Isopropylbenzene	10	9.6	96	3	20	70-130
p-Isopropyltoluene	10	9.8	98	4	20	70-130
Naphthalene	10	9.4	94	2	20	70-130
n-Propylbenzene	10	10.	104	3	20	69-130
1,2,3-Trichlorobenzene	10	9.6	96	0	20	70-130
1,2,4-Trichlorobenzene	10	9.3	93	4	20	70-130
1,3,5-Trimethybenzene	10	10.	100	3	20	64-130
1,2,4-Trimethylbenzene	10	10.	100	3	20	70-130
trans-1,4-Dichloro-2-but	10	8.9	89	3	20	70-130
Ethyl ether	10	9.4	94	9	20	59-134
Methyl Acetate	10	8.6	86	7	20	70-130
Ethyl Acetate	10	8.9	89	12	20	70-130
Diisopropyl Ether	10	9.7	97	3	20	70-130
Cyclohexane	10	9.7	97	4	20	70-130
tert-Butyl Alcohol	50	44.	88	2	20	70-130

* Values outside of QC limits.

COMMENTS: _____

_____

FORM III NJ-8260

3A

LAB CONTROL/LAB CONTROL DUPLICATE SAMPLE RECOVERY

WATER VOLATILE ORGANICS

Lab Name: Alpha Analytical Labs

SDG No.: L1406036 Matrix: Water

Lab Control Sample: WG678895-1LCS Injected: 03/29/14 10:45 Lab File ID: 0329A01.D

Lab Control Dup : WG678895-2LCSD Injected: 03/29/14 11:21 Lab File ID: 0329A02.D

COMPOUND	SPIKE ADDED (ug/l)	LCSD CONCENTRATION (ug/l)	LCSD % REC	% RPD	QC LIMITS RPD	QC LIMITS REC.
Ethyl-Tert-Butyl-Ether	10	9.6	96	3	20	70-130
Tertiary-Amyl Methyl Eth	10	9.1	91	4	20	66-130
1,4-Dioxane	500	440	88	3	20	56-162
1,2,4,5-tetramathylbenze	10	9.5	95	4	20	70-130
p-Diethylbenzene	10	9.5	95	4	20	70-130
Methyl cyclohexane	10	9.8	98	6	20	70-130
Freon 113	10	9.7	97	6	20	70-130
4-Ethyltoluene	10	10.	101	5	20	70-130

* Values outside of QC limits.

COMMENTS: _____

_____

FORM III NJ-8260

3A

LAB CONTROL/LAB CONTROL DUPLICATE SAMPLE RECOVERY

WATER VOLATILE ORGANICS

Lab Name: Alpha Analytical Labs

SDG No.: L1406036 Matrix: Water

Lab Control Sample: WG678899-1LCS Injected: 03/29/14 11:27 Lab File ID: 0329A02.D

COMPOUND	SPIKE ADDED (ug/l)	SAMPLE CONCENTRATION (ug/l)	LCS CONCENTRATION (ug/l)	LCS % REC	QC. LIMITS REC.
Methylene chloride	10	NA	11.	111	70-130
1,1-Dichloroethane	10	NA	12.	115	70-130
Chloroform	10	NA	12.	116	70-130
Carbontetrachloride	10	NA	11.	114	63-132
1,2-Dichloropropane	10	NA	11.	111	70-130
Chlorodibromomethane	10	NA	9.3	93	63-130
1,1,2-Trichloroethane	10	NA	10.	104	70-130
Tetrachloroethene	10	NA	9.5	95	70-130
Chlorobenzene	10	NA	9.6	96	75-130
Trichlorofluoromethane	10	NA	13.	126	62-150
1,2-Dichloroethane	10	NA	12.	118	70-130
1,1,1-Trichloroethane	10	NA	11.	115	67-130
Bromodichloromethane	10	NA	11.	112	67-130
trans-1,3-Dichloropropen	10	NA	9.9	99	70-130
cis-1,3-Dichloropropene	10	NA	11.	112	70-130
Bromoform	10	NA	9.5	96	54-136
1,1,2,2,-Tetrachloroetha	10	NA	10.	100	67-130
Benzene	10	NA	11.	115	70-130
Toluene	10	NA	9.6	96	70-130
Ethyl benzene	10	NA	10.	100	70-130
Chloromethane	10	NA	11.	108	64-130
Bromomethane	10	NA	8.6	86	39-139
Vinyl chloride	10	NA	12.	124	55-140
Chloroethane	10	NA	14.	144*	55-138
1,1,-Dichloroethene	10	NA	11.	114	61-145
trans-1,2-Dichloroethene	10	NA	11.	114	70-130
Trichloroethene	10	NA	12.	117	70-130
1,2-Dichlorobenzene	10	NA	9.5	95	70-130
1,3-Dichlorobenzene	10	NA	9.7	97	70-130
1,4-Dichlorobenzene	10	NA	9.5	95	70-130
Methyl tert butyl ether	10	NA	11.	113	63-130
p/m xylene	20	NA	20.	102	70-130
o Xylene	20	NA	20.	102	70-130
cis-1,2-Dichloroethene	10	NA	11.	113	70-130
Styrene	20	NA	21.	104	70-130
Dichlorodifluoromethane	10	NA	13.	126	36-147
Acetone	10	NA	12.	116	58-148
Carbon disulfide	10	NA	11.	114	51-130
2-Butanone	10	NA	10.	106	63-138
4-Methyl-2-pentanone	10	NA	10.	105	59-130

* Values outside of QC limits.

COMMENTS: _____

_____

FORM III NJ-8260

3A

LAB CONTROL/LAB CONTROL DUPLICATE SAMPLE RECOVERY

WATER VOLATILE ORGANICS

Lab Name: Alpha Analytical Labs

SDG No.: L1406036 Matrix: Water

Lab Control Sample: WG678899-1LCS Injected: 03/29/14 11:27 Lab File ID: 0329A02.D

COMPOUND	SPIKE ADDED (ug/l)	SAMPLE CONCENTRATION (ug/l)	LCS CONCENTRATION (ug/l)	LCS % REC	QC. LIMITS REC.
2-Hexanone	10	NA	8.6	86	57-130
Bromochloromethane	10	NA	12.	116	70-130
1,2-Dibromoethane	10	NA	9.6	96	70-130
1,2-Dibromo-3-chloroprop	10	NA	9.6	96	41-144
Isopropylbenzene	10	NA	9.8	98	70-130
1,2,3-Trichlorobenzene	10	NA	9.2	92	70-130
1,2,4-Trichlorobenzene	10	NA	8.8	88	70-130
Methyl Acetate	10	NA	11.	109	70-130
Cyclohexane	10	NA	12.	118	70-130
1,4-Dioxane	500	NA	590	118	56-162
Methyl cyclohexane	10	NA	12.	117	70-130
Freon-113	10	NA	12.	120	70-130

* Values outside of QC limits.

COMMENTS: _____

_____

FORM III NJ-8260

3A

LAB CONTROL/LAB CONTROL DUPLICATE SAMPLE RECOVERY

WATER VOLATILE ORGANICS

Lab Name: Alpha Analytical Labs

SDG No.: L1406036 Matrix: Water

Lab Control Sample: WG678899-1LCS Injected: 03/29/14 11:27 Lab File ID: 0329A02.D

Lab Control Dup : WG678899-2LCSD Injected: 03/29/14 11:56 Lab File ID: 0329A03.D

COMPOUND	SPIKE ADDED (ug/l)	LCSD CONCENTRATION (ug/l)	LCSD % REC	% RPD	QC LIMITS RPD	QC LIMITS REC.
Methylene chloride	10	11.	111	0	20	70-130
1,1-Dichloroethane	10	12.	117	2	20	70-130
Chloroform	10	12.	117	1	20	70-130
Carbontetrachloride	10	12.	116	2	20	63-132
1,2-Dichloropropane	10	11.	113	2	20	70-130
Chlorodibromomethane	10	9.4	94	1	20	63-130
1,1,2-Trichloroethane	10	10.	103	1	20	70-130
Tetrachloroethene	10	9.8	98	3	20	70-130
Chlorobenzene	10	9.9	99	3	20	75-130
Trichlorofluoromethane	10	13.	127	1	20	62-150
1,2-Dichloroethane	10	12.	117	1	20	70-130
1,1,1-Trichloroethane	10	12.	118	3	20	67-130
Bromodichloromethane	10	11.	113	1	20	67-130
trans-1,3-Dichloropropen	10	10.	100	1	20	70-130
cis-1,3-Dichloropropene	10	11.	114	2	20	70-130
Bromoform	10	9.6	96	0	20	54-136
1,1,2,2,-Tetrachloroetha	10	10.	100	0	20	67-130
Benzene	10	12.	117	2	20	70-130
Toluene	10	10.	100	4	20	70-130
Ethyl benzene	10	10.	104	4	20	70-130
Chloromethane	10	11.	109	1	20	64-130
Bromomethane	10	9.4	94	9	20	39-139
Vinyl chloride	10	13.	126	2	20	55-140
Chloroethane	10	14.	145 *	1	20	55-138
1,1,-Dichloroethene	10	12.	117	3	20	61-145
trans-1,2-Dichloroethene	10	12.	116	2	20	70-130
Trichloroethene	10	12.	119	2	20	70-130
1,2-Dichlorobenzene	10	9.6	96	1	20	70-130
1,3-Dichlorobenzene	10	9.9	99	2	20	70-130
1,4-Dichlorobenzene	10	9.8	98	3	20	70-130
Methyl tert butyl ether	10	11.	110	3	20	63-130
p/m xylene	20	21.	105	3	20	70-130
o Xylene	20	21.	105	3	20	70-130
cis-1,2-Dichloroethene	10	12.	115	2	20	70-130
Styrene	20	21.	106	2	20	70-130
Dichlorodifluoromethane	10	13.	128	2	20	36-147
Acetone	10	12.	118	2	20	58-148
Carbon disulfide	10	12.	115	1	20	51-130
2-Butanone	10	9.7	97	9	20	63-138
4-Methyl-2-pentanone	10	10.	103	2	20	59-130

* Values outside of QC limits.

COMMENTS: _____

_____

FORM III NJ-8260

3A

LAB CONTROL/LAB CONTROL DUPLICATE SAMPLE RECOVERY

WATER VOLATILE ORGANICS

Lab Name: Alpha Analytical Labs

SDG No.: L1406036 Matrix: Water

Lab Control Sample: WG678899-1LCS Injected: 03/29/14 11:27 Lab File ID: 0329A02.D

Lab Control Dup : WG678899-2LCSD Injected: 03/29/14 11:56 Lab File ID: 0329A03.D

COMPOUND	SPIKE ADDED (ug/l)	LCSD CONCENTRATION (ug/l)	LCSD % REC	% RPD	QC LIMITS RPD	QC LIMITS REC.
2-Hexanone	10	8.5	85	1	20	57-130
Bromochloromethane	10	12.	117	1	20	70-130
1,2-Dibromoethane	10	9.6	96	0	20	70-130
1,2-Dibromo-3-chloroprop	10	9.6	96	0	20	41-144
Isopropylbenzene	10	10.	103	5	20	70-130
1,2,3-Trichlorobenzene	10	9.1	91	1	20	70-130
1,2,4-Trichlorobenzene	10	8.8	88	0	20	70-130
Methyl Acetate	10	11.	108	1	20	70-130
Cyclohexane	10	12.	121	3	20	70-130
1,4-Dioxane	500	530	106	11	20	56-162
Methyl cyclohexane	10	12.	119	2	20	70-130
Freon-113	10	12.	120	0	20	70-130

* Values outside of QC limits.

COMMENTS: _____

_____

FORM III NJ-8260

3A

LAB CONTROL/LAB CONTROL DUPLICATE SAMPLE RECOVERY

WATER VOLATILE ORGANICS

Lab Name: Alpha Analytical Labs

SDG No.: L1406036 Matrix: Water

Lab Control Sample: WG678962-1LCS Injected: 03/29/14 11:14 Lab File ID: 0329A02.D

COMPOUND	SPIKE ADDED (ug/l)	SAMPLE CONCENTRATION (ug/l)	LCS CONCENTRATION (ug/l)	LCS % REC	QC. LIMITS REC.
Methylene chloride	10	NA	9.8	98	70-130
1,1-Dichloroethane	10	NA	10.	105	70-130
Chloroform	10	NA	10.	104	70-130
Carbontetrachloride	10	NA	10.	103	63-132
1,2-Dichloropropane	10	NA	9.9	99	70-130
Chlorodibromomethane	10	NA	9.0	90	63-130
1,1,2-Trichloroethane	10	NA	10.	101	70-130
Tetrachloroethene	10	NA	10.	102	70-130
Chlorobenzene	10	NA	10.	102	75-130
Trichlorofluoromethane	10	NA	10.	100	62-150
1,2-Dichloroethane	10	NA	10.	104	70-130
1,1,1-Trichloroethane	10	NA	10.	103	67-130
Bromodichloromethane	10	NA	9.8	98	67-130
trans-1,3-Dichloropropen	10	NA	9.8	98	70-130
cis-1,3-Dichloropropene	10	NA	9.7	97	70-130
Bromoform	10	NA	8.3	84	54-136
1,1,2,2,-Tetrachloroetha	10	NA	9.8	98	67-130
Benzene	10	NA	10.	104	70-130
Toluene	10	NA	10.	101	70-130
Ethyl benzene	10	NA	11.	108	70-130
Chloromethane	10	NA	12.	119	64-130
Bromomethane	10	NA	7.1	71	39-139
Vinyl chloride	10	NA	12.	122	55-140
Chloroethane	10	NA	11.	107	55-138
1,1,-Dichloroethene	10	NA	10.	100	61-145
trans-1,2-Dichloroethene	10	NA	10.	103	70-130
Trichloroethene	10	NA	10.	100	70-130
1,2-Dichlorobenzene	10	NA	10.	100	70-130
1,3-Dichlorobenzene	10	NA	10.	102	70-130
1,4-Dichlorobenzene	10	NA	10.	100	70-130
Methyl tert butyl ether	10	NA	10.	103	63-130
p/m xylene	20	NA	22.	110	70-130
o Xylene	20	NA	22.	108	70-130
cis-1,2-Dichloroethene	10	NA	10.	100	70-130
Styrene	20	NA	23.	113	70-130
Dichlorodifluoromethane	10	NA	12.	124	36-147
Acetone	10	NA	9.9	99	58-148
Carbon disulfide	10	NA	9.4	94	51-130
2-Butanone	10	NA	11.	110	63-138
4-Methyl-2-pentanone	10	NA	9.2	92	59-130

* Values outside of QC limits.

COMMENTS: _____

_____

FORM III NJ-8260

3A

LAB CONTROL/LAB CONTROL DUPLICATE SAMPLE RECOVERY

WATER VOLATILE ORGANICS

Lab Name: Alpha Analytical Labs

SDG No.: L1406036 Matrix: Water

Lab Control Sample: WG678962-1LCS Injected: 03/29/14 11:14 Lab File ID: 0329A02.D

COMPOUND	SPIKE ADDED (ug/l)	SAMPLE CONCENTRATION (ug/l)	LCS CONCENTRATION (ug/l)	LCS % REC	QC. LIMITS REC.
2-Hexanone	10	NA	9.2	92	57-130
Bromochloromethane	10	NA	9.6	97	70-130
1,2-Dibromoethane	10	NA	9.8	98	70-130
1,2-Dibromo-3-chloroprop	10	NA	7.9	79	41-144
Isopropylbenzene	10	NA	10.	105	70-130
1,2,3-Trichlorobenzene	10	NA	9.8	98	70-130
1,2,4-Trichlorobenzene	10	NA	9.4	94	70-130
Methyl Acetate	10	NA	10.	102	70-130
Cyclohexane	10	NA	11.	106	70-130
1,4-Dioxane	500	NA	540	108	56-162
Methyl cyclohexane	10	NA	10.	105	70-130
Freon-113	10	NA	11.	109	70-130

* Values outside of QC limits.

COMMENTS: _____

_____

FORM III NJ-8260

3A

LAB CONTROL/LAB CONTROL DUPLICATE SAMPLE RECOVERY

WATER VOLATILE ORGANICS

Lab Name: Alpha Analytical Labs

SDG No.: L1406036 Matrix: Water

Lab Control Sample: WG678962-1LCS Injected: 03/29/14 11:14 Lab File ID: 0329A02.D

Lab Control Dup : WG678962-2LCSD Injected: 03/29/14 11:49 Lab File ID: 0329A03.D

COMPOUND	SPIKE ADDED (ug/l)	LCSD CONCENTRATION (ug/l)	LCSD % REC	% RPD	QC LIMITS RPD	QC LIMITS REC.
Methylene chloride	10	10.	102	4	20	70-130
1,1-Dichloroethane	10	11.	107	2	20	70-130
Chloroform	10	11.	106	2	20	70-130
Carbontetrachloride	10	10.	105	2	20	63-132
1,2-Dichloropropane	10	10.	103	4	20	70-130
Chlorodibromomethane	10	9.3	93	3	20	63-130
1,1,2-Trichloroethane	10	10.	104	3	20	70-130
Tetrachloroethene	10	10.	101	1	20	70-130
Chlorobenzene	10	10.	106	4	20	75-130
Trichlorofluoromethane	10	10.	103	3	20	62-150
1,2-Dichloroethane	10	11.	108	4	20	70-130
1,1,1-Trichloroethane	10	10.	105	2	20	67-130
Bromodichloromethane	10	10.	100	2	20	67-130
trans-1,3-Dichloropropen	10	9.8	98	0	20	70-130
cis-1,3-Dichloropropene	10	10.	100	3	20	70-130
Bromoform	10	8.5	85	1	20	54-136
1,1,2,2,-Tetrachloroetha	10	10.	102	4	20	67-130
Benzene	10	11.	107	3	20	70-130
Toluene	10	10.	103	2	20	70-130
Ethyl benzene	10	11.	110	2	20	70-130
Chloromethane	10	13.	131 *	10	20	64-130
Bromomethane	10	8.0	80	12	20	39-139
Vinyl chloride	10	12.	126	3	20	55-140
Chloroethane	10	11.	111	4	20	55-138
1,1,-Dichloroethene	10	10.	103	3	20	61-145
trans-1,2-Dichloroethene	10	10.	106	3	20	70-130
Trichloroethene	10	10.	104	4	20	70-130
1,2-Dichlorobenzene	10	10.	104	4	20	70-130
1,3-Dichlorobenzene	10	10.	104	2	20	70-130
1,4-Dichlorobenzene	10	10.	104	4	20	70-130
Methyl tert butyl ether	10	10.	106	3	20	63-130
p/m xylene	20	23.	114	4	20	70-130
o Xylene	20	22.	113	5	20	70-130
cis-1,2-Dichloroethene	10	10.	104	4	20	70-130
Styrene	20	24.	118	4	20	70-130
Dichlorodifluoromethane	10	13.	127	2	20	36-147
Acetone	10	10.	103	4	20	58-148
Carbon disulfide	10	9.7	97	3	20	51-130
2-Butanone	10	11.	110	0	20	63-138
4-Methyl-2-pentanone	10	9.8	98	6	20	59-130

* Values outside of QC limits.

COMMENTS: _____

_____

FORM III NJ-8260

3A

LAB CONTROL/LAB CONTROL DUPLICATE SAMPLE RECOVERY

WATER VOLATILE ORGANICS

Lab Name: Alpha Analytical Labs

SDG No.: L1406036 Matrix: Water

Lab Control Sample: WG678962-1LCS Injected: 03/29/14 11:14 Lab File ID: 0329A02.D

Lab Control Dup : WG678962-2LCSD Injected: 03/29/14 11:49 Lab File ID: 0329A03.D

COMPOUND	SPIKE ADDED (ug/l)	LCSD CONCENTRATION (ug/l)	LCSD % REC	% RPD	QC LIMITS RPD	QC LIMITS REC.
2-Hexanone	10	9.6	96	4	20	57-130
Bromochloromethane	10	10.	100	3	20	70-130
1,2-Dibromoethane	10	9.9	99	1	20	70-130
1,2-Dibromo-3-chloroprop	10	8.6	86	8	20	41-144
Isopropylbenzene	10	11.	106	1	20	70-130
1,2,3-Trichlorobenzene	10	10.	101	3	20	70-130
1,2,4-Trichlorobenzene	10	9.7	97	3	20	70-130
Methyl Acetate	10	10.	105	3	20	70-130
Cyclohexane	10	11.	108	2	20	70-130
1,4-Dioxane	500	580	116	7	20	56-162
Methyl cyclohexane	10	11.	107	2	20	70-130
Freon-113	10	11.	112	3	20	70-130

* Values outside of QC limits.

COMMENTS: _____

_____

FORM III NJ-8260

3A

LAB CONTROL/LAB CONTROL DUPLICATE SAMPLE RECOVERY

WATER VOLATILE ORGANICS

Lab Name: Alpha Analytical Labs

SDG No.: L1406036 Matrix: Water

Lab Control Sample: WG679027-1LCS Injected: 03/30/14 16:21 Lab File ID: 0330A01.D

COMPOUND	SPIKE ADDED (ug/l)	SAMPLE CONCENTRATION (ug/l)	LCS CONCENTRATION (ug/l)	LCS % REC	QC. LIMITS REC.
Methylene chloride	10	NA	9.3	93	70-130
1,1-Dichloroethane	10	NA	9.8	98	70-130
Chloroform	10	NA	9.6	96	70-130
Carbontetrachloride	10	NA	9.4	94	63-132
1,2-Dichloropropane	10	NA	9.4	94	70-130
Chlorodibromomethane	10	NA	8.6	86	63-130
1,1,2-Trichloroethane	10	NA	9.6	96	70-130
Tetrachloroethene	10	NA	9.5	95	70-130
Chlorobenzene	10	NA	9.7	97	75-130
Trichlorofluoromethane	10	NA	9.1	91	62-150
1,2-Dichloroethane	10	NA	9.6	96	70-130
1,1,1-Trichloroethane	10	NA	9.4	94	67-130
Bromodichloromethane	10	NA	8.9	89	67-130
trans-1,3-Dichloropropen	10	NA	9.1	92	70-130
cis-1,3-Dichloropropene	10	NA	9.1	91	70-130
Bromoform	10	NA	7.8	78	54-136
1,1,2,2,-Tetrachloroetha	10	NA	9.0	90	67-130
Benzene	10	NA	10.	100	70-130
Toluene	10	NA	9.6	96	70-130
Ethyl benzene	10	NA	10.	100	70-130
Chloromethane	10	NA	12.	124	64-130
Bromomethane	10	NA	7.6	76	39-139
Vinyl chloride	10	NA	14.	135	55-140
Chloroethane	10	NA	11.	108	55-138
1,1,-Dichloroethene	10	NA	9.5	95	61-145
trans-1,2-Dichloroethene	10	NA	9.8	99	70-130
Trichloroethene	10	NA	9.6	96	70-130
1,2-Dichlorobenzene	10	NA	9.4	94	70-130
1,3-Dichlorobenzene	10	NA	9.5	95	70-130
1,4-Dichlorobenzene	10	NA	9.4	94	70-130
Methyl tert butyl ether	10	NA	9.2	93	63-130
p/m xylene	20	NA	21.	104	70-130
o Xylene	20	NA	21.	103	70-130
cis-1,2-Dichloroethene	10	NA	9.4	94	70-130
Styrene	20	NA	21.	106	70-130
Dichlorodifluoromethane	10	NA	12.	119	36-147
Acetone	10	NA	9.3	93	58-148
Carbon disulfide	10	NA	8.8	88	51-130
2-Butanone	10	NA	11.	107	63-138
4-Methyl-2-pentanone	10	NA	8.3	83	59-130

* Values outside of QC limits.

COMMENTS: _____

_____

FORM III NJ-8260

3A

LAB CONTROL/LAB CONTROL DUPLICATE SAMPLE RECOVERY

WATER VOLATILE ORGANICS

Lab Name: Alpha Analytical Labs

SDG No.: L1406036 Matrix: Water

Lab Control Sample: WG679027-1LCS Injected: 03/30/14 16:21 Lab File ID: 0330A01.D

COMPOUND	SPIKE ADDED (ug/l)	SAMPLE CONCENTRATION (ug/l)	LCS CONCENTRATION (ug/l)	LCS % REC	QC. LIMITS REC.
2-Hexanone	10	NA	8.5	85	57-130
Bromochloromethane	10	NA	9.3	93	70-130
1,2-Dibromoethane	10	NA	8.9	89	70-130
1,2-Dibromo-3-chloroprop	10	NA	7.0	70	41-144
Isopropylbenzene	10	NA	9.5	95	70-130
1,2,3-Trichlorobenzene	10	NA	8.3	84	70-130
1,2,4-Trichlorobenzene	10	NA	8.3	83	70-130
Methyl Acetate	10	NA	9.1	91	70-130
Cyclohexane	10	NA	9.8	98	70-130
1,4-Dioxane	500	NA	420	84	56-162
Methyl cyclohexane	10	NA	10.	100	70-130
Freon-113	10	NA	10.	105	70-130

* Values outside of QC limits.

COMMENTS: _____

_____

FORM III NJ-8260

3A

LAB CONTROL/LAB CONTROL DUPLICATE SAMPLE RECOVERY

WATER VOLATILE ORGANICS

Lab Name: Alpha Analytical Labs

SDG No.: L1406036 Matrix: Water

Lab Control Sample: WG679027-1LCS Injected: 03/30/14 16:21 Lab File ID: 0330A01.D

Lab Control Dup : WG679027-2LCSD Injected: 03/30/14 16:56 Lab File ID: 0330A02.D

COMPOUND	SPIKE ADDED (ug/l)	LCSD CONCENTRATION (ug/l)	LCSD % REC	% RPD	QC LIMITS RPD	QC LIMITS REC.
Methylene chloride	10	10.	102	9	20	70-130
1,1-Dichloroethane	10	10.	104	6	20	70-130
Chloroform	10	10.	103	7	20	70-130
Carbontetrachloride	10	10.	102	8	20	63-132
1,2-Dichloropropane	10	10.	100	6	20	70-130
Chlorodibromomethane	10	8.6	86	0	20	63-130
1,1,2-Trichloroethane	10	9.7	97	1	20	70-130
Tetrachloroethene	10	10.	102	7	20	70-130
Chlorobenzene	10	10.	103	6	20	75-130
Trichlorofluoromethane	10	10.	100	9	20	62-150
1,2-Dichloroethane	10	10.	101	5	20	70-130
1,1,1-Trichloroethane	10	10.	102	8	20	67-130
Bromodichloromethane	10	9.5	95	7	20	67-130
trans-1,3-Dichloropropen	10	9.1	91	1	20	70-130
cis-1,3-Dichloropropene	10	9.7	97	6	20	70-130
Bromoform	10	7.8	78	0	20	54-136
1,1,2,2,-Tetrachloroetha	10	9.2	92	2	20	67-130
Benzene	10	11.	106	6	20	70-130
Toluene	10	10.	101	5	20	70-130
Ethyl benzene	10	11.	106	6	20	70-130
Chloromethane	10	13.	133 *	7	20	64-130
Bromomethane	10	9.1	91	18	20	39-139
Vinyl chloride	10	14.	139	3	20	55-140
Chloroethane	10	11.	112	4	20	55-138
1,1,-Dichloroethene	10	10.	102	7	20	61-145
trans-1,2-Dichloroethene	10	11.	106	7	20	70-130
Trichloroethene	10	10.	104	8	20	70-130
1,2-Dichlorobenzene	10	9.8	98	4	20	70-130
1,3-Dichlorobenzene	10	9.9	99	4	20	70-130
1,4-Dichlorobenzene	10	9.8	98	4	20	70-130
Methyl tert butyl ether	10	9.6	96	3	20	63-130
p/m xylene	20	22.	110	6	20	70-130
o Xylene	20	22.	108	5	20	70-130
cis-1,2-Dichloroethene	10	10.	105	11	20	70-130
Styrene	20	22.	110	4	20	70-130
Dichlorodifluoromethane	10	13.	126	6	20	36-147
Acetone	10	9.3	93	0	20	58-148
Carbon disulfide	10	9.6	96	9	20	51-130
2-Butanone	10	11.	106	1	20	63-138
4-Methyl-2-pentanone	10	8.9	89	7	20	59-130

* Values outside of QC limits.

COMMENTS: _____

_____

FORM III NJ-8260

3A

LAB CONTROL/LAB CONTROL DUPLICATE SAMPLE RECOVERY

WATER VOLATILE ORGANICS

Lab Name: Alpha Analytical Labs

SDG No.: L1406036 Matrix: Water

Lab Control Sample: WG679027-1LCS Injected: 03/30/14 16:21 Lab File ID: 0330A01.D

Lab Control Dup : WG679027-2LCSD Injected: 03/30/14 16:56 Lab File ID: 0330A02.D

COMPOUND	SPIKE ADDED (ug/l)	LCSD CONCENTRATION (ug/l)	LCSD % REC	% RPD	QC LIMITS RPD	QC LIMITS REC.
2-Hexanone	10	8.5	85	0	20	57-130
Bromochloromethane	10	9.9	99	6	20	70-130
1,2-Dibromoethane	10	9.3	93	4	20	70-130
1,2-Dibromo-3-chloroprop	10	7.3	73	4	20	41-144
Isopropylbenzene	10	10.	103	8	20	70-130
1,2,3-Trichlorobenzene	10	9.2	92	9	20	70-130
1,2,4-Trichlorobenzene	10	9.0	90	8	20	70-130
Methyl Acetate	10	9.2	92	1	20	70-130
Cyclohexane	10	11.	107	9	20	70-130
1,4-Dioxane	500	530	106	23 *	20	56-162
Methyl cyclohexane	10	11.	110	10	20	70-130
Freon-113	10	11.	112	6	20	70-130

* Values outside of QC limits.

COMMENTS: _____

_____

FORM III NJ-8260

Internal Standard Summary

8A

VOLATILE ORGANICS INTERNAL STANDARD AREA AND RT SUMMARY

Lab Name: Alpha Analytical Labs

SDG No.: L1406036

Lab File ID (Standard): 0329A02_ccal Date Analyzed: 29-MAR-2014

Instrument ID : Elaine.i Time Analyzed: 11:14

		IS1(FLB) AREA	RT	IS2(CBZ) AREA	RT	IS3(DCB) AREA	RT
	12 HOUR STD	216817	9.03	183807	14.09	94614	18.36
	UPPER LIMIT	433634	9.53	367614	14.59	189228	18.86
	LOWER LIMIT	108409	8.53	91904	13.59	47307	17.86
	EPA SAMPLE NO.						
01	WG678962-1LCS	216817	9.03	183807	14.09	94614	18.36
02	WG678962-2LCSD	201146	9.03	173343	14.09	90933	18.36
03	WG678962-3BLANK	192766	9.03	164989	14.09	77819	18.36
04	MW-503S	173373	9.03	147964	14.09	74945	18.36
05	MW-503I	167860	9.03	146349	14.09	71220	18.36
06	MW-550S	166654	9.03	145918	14.09	68010	18.36
07	MW-550I	166423	9.03	147854	14.09	68478	18.36
08	MW-502S	157800	9.03	138301	14.09	66914	18.36
09	MW-546I	155853	9.03	137572	14.09	65609	18.36
10	MW-546D	153985	9.03	135680	14.09	64497	18.36
11	MW-3D	149620	9.03	131509	14.09	62959	18.36
12	PZ-522S	148513	9.03	129740	14.09	61278	18.36
13	PZ-522I	148898	9.03	131999	14.09	62098	18.36
14	PZ-522D	152520	9.03	130722	14.09	61189	18.36
15	MW-547S	147436	9.03	130797	14.09	60713	18.36
16	MW-547I	150693	9.03	131611	14.09	59996	18.36
17	MW-547D	149228	9.03	132067	14.09	58928	18.36

IS1(FLB) = FLOUROBENZENE
IS2(CBZ) = CHLOROBENZENE-D5
IS3(DCB) = 1,4-DICHLOROBENZENE-D4

AREA UPPER LIMIT = +100% of internal standard area
AREA LOWER LIMIT = - 50 % of internal standard area
RT UPPER LIMIT = +0.50 minutes of internal standard RT
RT LOWER LIMIT = -0.50 minutes of internal standard RT

* Values outside of QC limits.

8A

VOLATILE ORGANICS INTERNAL STANDARD AREA AND RT SUMMARY

Lab Name: Alpha Analytical Labs

SDG No.: L1406036

Lab File ID (Standard): 0329A02_ccal Date Analyzed: 29-MAR-2014

Instrument ID : Voa101.i Time Analyzed: 11:27

		IS1(FLB) AREA	RT	IS2(CBZ) AREA	RT	IS3(DCB) AREA	RT
	12 HOUR STD	220923	6.23	175802	9.79	84508	12.44
	UPPER LIMIT	441846	6.73	351604	10.29	169016	12.94
	LOWER LIMIT	110462	5.73	87901	9.29	42254	11.94
	EPA SAMPLE NO.						
01	WG678899-1LCS	220923	6.23	175802	9.79	84508	12.44
02	WG678899-2LCSD	227914	6.23	179799	9.79	85474	12.44
03	WG678899-3BLANK	207150	6.23	164847	9.79	71234	12.44
04	PZ-521S	201842	6.23	158622	9.79	67671	12.44
05	PZ-521I	196579	6.23	155556	9.79	67697	12.44
06	MW-505S	196425	6.23	153672	9.79	65321	12.44
07	MW-505I	194388	6.23	153931	9.79	66251	12.44
08	MW-2I	187215	6.23	146718	9.79	64913	12.44
09	MW-2D	186419	6.23	147878	9.79	63982	12.44
10	MW-545S	181429	6.23	143240	9.79	61920	12.44
11	MW-545I	179056	6.23	142652	9.79	62083	12.44
12	MW-545D	181795	6.23	144971	9.79	62589	12.44
13	MW-544S	176523	6.23	143538	9.79	61975	12.44
14	MW-544I	175485	6.23	139972	9.79	60616	12.44
15	MW-544D	173166	6.23	137897	9.79	59526	12.45
16	PZ-524S	172026	6.23	137100	9.79	60532	12.44
17	PZ-524I	176745	6.23	144277	9.79	61569	12.45
18	PZ-524D	176622	6.23	144620	9.79	61412	12.44
19	FIELD BLANK-032014	170452	6.23	137348	9.79	59816	12.44
20	TRIP BLANK	161270	6.23	130911	9.79	56939	12.44
21	DUP-02	166279	6.23	135977	9.79	58158	12.44
22	DUP-03	170450	6.23	138477	9.79	59747	12.44

IS1(FLB) = FLOUROBENZENE
IS2(CBZ) = CHLOROBENZENE-D5
IS3(DCB) = 1,4-DICHLOROBENZENE-D4

AREA UPPER LIMIT = +100% of internal standard area
AREA LOWER LIMIT = - 50 % of internal standard area
RT UPPER LIMIT = +0.50 minutes of internal standard RT
RT LOWER LIMIT = -0.50 minutes of internal standard RT

* Values outside of QC limits.

8A

VOLATILE ORGANICS INTERNAL STANDARD AREA AND RT SUMMARY

Lab Name: Alpha Analytical Labs

SDG No.: L1406036

Lab File ID (Standard): 0329A02_ccal Date Analyzed: 29-MAR-2014

Instrument ID : Voa101.i Time Analyzed: 11:27

		IS1(FLB) AREA	RT	IS2(CBZ) AREA	RT	IS3(DCB) AREA	RT
	12 HOUR STD	220923	6.23	175802	9.79	84508	12.44
	UPPER LIMIT	441846	6.73	351604	10.29	169016	12.94
	LOWER LIMIT	110462	5.73	87901	9.29	42254	11.94
	EPA SAMPLE NO.						
01	DUP-04	169696	6.23	137998	12.441	58361	12.44

IS1(FLB) = FLOUROBENZENE
IS2(CBZ) = CHLOROBENZENE-D5
IS3(DCB) = 1,4-DICHLOROBENZENE-D4

AREA UPPER LIMIT = +100% of internal standard area
AREA LOWER LIMIT = - 50 % of internal standard area
RT UPPER LIMIT = +0.50 minutes of internal standard RT
RT LOWER LIMIT = -0.50 minutes of internal standard RT

* Values outside of QC limits.

8A

VOLATILE ORGANICS INTERNAL STANDARD AREA AND RT SUMMARY

Lab Name: Alpha Analytical Labs

SDG No.: L1406036

Lab File ID (Standard): 0329A01_ccal Date Analyzed: 29-MAR-2014

Instrument ID : Gonzo.i Time Analyzed: 10:45

		IS1(FLB) AREA	RT	IS2(CBZ) AREA	RT	IS3(DCB) AREA	RT
	12 HOUR STD	854884	9.18	545961	13.65	248041	17.47
	UPPER LIMIT	1709768	9.68	1091922	14.15	496082	17.97
	LOWER LIMIT	427442	8.68	272981	13.15	124021	16.97
	EPA SAMPLE NO.						
01	WG678895-1LCS	854884	9.18	545961	13.65	248041	17.47
02	WG678895-2LCSD	847309	9.18	550166	13.65	247663	17.47
03	WG678895-3BLANK	836733	9.18	538958	13.65	230624	17.47
04	MW-506S	826591	9.18	529804	13.65	229633	17.47
05	MW-506I	823197	9.18	531869	13.65	233803	17.47
06	MW-1S	810343	9.18	525506	13.65	227448	17.47
07	MW-1I	805516	9.18	516652	13.65	219988	17.47
08	MW-508S	803890	9.18	508185	13.65	226776	17.47
09	MW-508D	784516	9.18	508551	13.65	227340	17.47
10	MW-507S	794328	9.18	508228	13.65	217626	17.47
11	MW-507I	782538	9.18	505156	13.65	225181	17.47
12	MW-549S	767453	9.18	492747	13.65	218034	17.47
13	MW-532S	763061	9.18	490692	13.65	211775	17.47
14	MW-532D	761432	9.18	487670	13.65	215776	17.47
15	MW-501S	769073	9.18	490938	13.65	216940	17.47
16	MW-501I	764844	9.18	492120	13.65	216851	17.47
17	MW-549I	744836	9.18	490311	13.65	210953	17.47
18	DUP-01	754630	9.18	492562	13.65	217201	17.47

IS1(FLB) = FLUOROBENZENE
IS2(CBZ) = CHLOROBENZENE-D5
IS3(DCB) = 1,4-DICHLOROBENZENE-D4

AREA UPPER LIMIT = +100% of internal standard area
AREA LOWER LIMIT = - 50 % of internal standard area
RT UPPER LIMIT = +0.50 minutes of internal standard RT
RT LOWER LIMIT = -0.50 minutes of internal standard RT

* Values outside of QC limits.

8A

VOLATILE ORGANICS INTERNAL STANDARD AREA AND RT SUMMARY

Lab Name: Alpha Analytical Labs

SDG No.: L1406036

Lab File ID (Standard): 0330A01_ccal Date Analyzed: 30-MAR-2014

Instrument ID : Elaine.i Time Analyzed: 16:21

		IS1(FLB) AREA	RT	IS2(CBZ) AREA	RT	IS3(DCB) AREA	RT
	12 HOUR STD	194962	9.03	166235	14.10	89072	18.36
	UPPER LIMIT	389924	9.53	332470	14.60	178144	18.86
	LOWER LIMIT	97481	8.53	83118	13.60	44536	17.86
	EPA SAMPLE NO.						
01	WG679027-1LCS	194962	9.03	166235	14.10	89072	18.36
02	WG679027-2LCSD	180557	9.03	161316	14.10	84798	18.36
03	WG679027-3BLANK	168032	9.03	147612	14.10	68349	18.36
04	DUP-05	151041	9.03	131843	14.10	59299	18.36
05	SW-1	150457	9.03	128807	14.10	59589	18.36
06	SW-2	147205	9.03	128670	14.09	59439	18.36
07	SW-3	140262	9.03	121827	14.10	56742	18.36
08	SW-4	147462	9.03	127729	14.09	57932	18.36
09	DUP-06	146335	9.03	127716	14.10	57837	18.36

IS1(FLB) = FLOUROBENZENE
IS2(CBZ) = CHLOROBENZENE-D5
IS3(DCB) = 1,4-DICHLOROBENZENE-D4

AREA UPPER LIMIT = +100% of internal standard area
AREA LOWER LIMIT = - 50 % of internal standard area
RT UPPER LIMIT = +0.50 minutes of internal standard RT
RT LOWER LIMIT = -0.50 minutes of internal standard RT

* Values outside of QC limits.

8A

VOLATILE ORGANICS INTERNAL STANDARD AREA AND RT SUMMARY

Lab Name: Alpha Analytical Labs

SDG No.: L1406036

Lab File ID (Standard): 0328N01_ccal Date Analyzed: 28-MAR-2014

Instrument ID : Gonzo.i Time Analyzed: 21:17

		IS1(FLB) AREA	RT	IS2(CBZ) AREA	RT	IS3(DCB) AREA	RT
	12 HOUR STD	815356	9.18	538873	13.65	247172	17.47
	UPPER LIMIT	1630712	9.68	1077746	14.15	494344	17.97
	LOWER LIMIT	407678	8.68	269437	13.15	123586	16.97
	EPA SAMPLE NO.						
01	WG678883-1LCS	815356	9.18	538873	13.65	247172	17.47
02	WG678883-2LCSD	832844	9.18	535346	13.65	250369	17.47
03	WG678883-3BLANK	817492	9.18	528749	13.65	231009	17.47
04	MW-502I	811788	9.18	525373	13.65	234150	17.47
05	MW-546S	787272	9.18	509434	13.65	219861	17.47

IS1(FLB) = FLUOROBENZENE
IS2(CBZ) = CHLOROBENZENE-D5
IS3(DCB) = 1,4-DICHLOROBENZENE-D4

AREA UPPER LIMIT = +100% of internal standard area
AREA LOWER LIMIT = - 50 % of internal standard area
RT UPPER LIMIT = +0.50 minutes of internal standard RT
RT LOWER LIMIT = -0.50 minutes of internal standard RT

* Values outside of QC limits.

Chromatograms

Sample Raw Data

Alpha Analytical Labs

gc/ms voa

Data file : \\Orgserv2\ff\chem\GCMSVOA\Gonzo.i\140328n.b\0328N05.D
Lab Smp Id:
Inj Date : 28-MAR-2014 23:41
Operator : PD Inst ID: Gonzo.i
Smp Info : l1406036-20,31,10,,a
Misc Info : wg678883,ical9343
Comment :
Method : \\Orgserv2\ff\chem\GCMSVOA\Gonzo.i\140328n.b\v10ml8260.m
Meth Date : 29-Mar-2014 11:00 pduczmalew Quant Type: ISTD
Cal Date : 25-MAR-2014 03:06 Cal File: 0324N12.D
Als bottle: 41
Dil Factor: 1.00000
Integrator: HP RTE Compound Sublist: NJTCL.sub
Target Version: 4.12
Processing Host: VIRTUALXP-76524

Concentration Formula: Amt * DF * CpndVariable
Cpnd Variable Local Compound Variable

	Compounds	QUANT SIG MASS	RT	EXP RT	REL RT	RESPONSE	CONCENTRATIONS ON-COLUMN (ngs)	FINAL (ngs)	REVIEW CODE
1	dichlorodifluoromethane	85	Compound Not Detected.						
2	chloromethane	50	Compound Not Detected.						
3	vinyl chloride	62	Compound Not Detected.						
4	bromomethane	94	Compound Not Detected.						
5	chloroethane	64	Compound Not Detected.						
6	trichlorofluoromethane	101	Compound Not Detected.						
9	Freon 113	101	Compound Not Detected.						
10	acetone	43	Compound Not Detected.						
11	1,1,-dichloroethene	96	Compound Not Detected.						
14	Methyl Acetate	43	Compound Not Detected.						
15	methylene chloride	84	Compound Not Detected.						
16	carbon disulfide	76	Compound Not Detected.						
20	methyl tert butyl ether	73	Compound Not Detected.						
22	trans-1,2-dichloroethene	96	Compound Not Detected.						
24	1,1-dichloroethane	63	Compound Not Detected.						
27	2-butanone	43	7.383	7.376	(0.805)	3486	9.60445	9.604	
30	cis-1,2-dichloroethene	96	Compound Not Detected.						
31	chloroform	83	7.836	7.836	(0.854)	28256	6.21242	6.212	
32	bromochloromethane	128	Compound Not Detected.						
$ 34	dibromofluoromethane	113	8.113	8.113	(0.884)	186564	93.4595	93.459	
35	1,1,1-trichloroethane	97	Compound Not Detected.						
36	Cyclohexane	56	Compound Not Detected.						
38	carbontetrachloride	117	Compound Not Detected.						
$ 40	1,2-dichloroethane-d4	65	8.762	8.762	(0.955)	274016	97.5859	97.585	
41	1,2-dichloroethane	62	Compound Not Detected.						
42	benzene	78	Compound Not Detected.						
* 43	fluorobenzene	96	9.175	9.175	(1.000)	811788	100.000		
44	trichloroethene	95	9.716	9.716	(1.059)	14919	6.31949	6.319	
46	methyl cyclohexane	83	Compound Not Detected.						

	Compounds	QUANT SIG MASS	RT	EXP RT	REL RT	RESPONSE	CONCENTRATIONS ON-COLUMN (ngs)	CONCENTRATIONS FINAL (ngs)	REVIEW CODE
	47 1,2-dichloropropane	63	Compound Not Detected.						
	48 bromodichloromethane	83	Compound Not Detected.						
	49 1,4-dioxane	88	Compound Not Detected.						
	52 4-methyl-2-pentanone	58	Compound Not Detected.						
	53 cis-1,3-dichloropropene	75	Compound Not Detected.						
$	55 toluene-d8	98	11.379	11.379	(0.834)	805576	99.5757	99.575	
	56 toluene	92	Compound Not Detected.						
	58 trans-1,3-dichloropropene	75	Compound Not Detected.						
	59 1,1,2-trichloroethane	83	Compound Not Detected.						
	60 2-hexanone	43	Compound Not Detected.						
	62 tetrachloroethene	166	Compound Not Detected.						
	63 chlorodibromomethane	129	Compound Not Detected.						
	64 1,2-dibromoethane	107	Compound Not Detected.						
*	65 chlorobenzene-d5	117	13.645	13.645	(1.000)	525373	100.000		
	66 chlorobenzene	112	Compound Not Detected.						
	68 ethyl benzene	91	Compound Not Detected.						
	69 p/m xylene	106	Compound Not Detected.						
	70 o xylene	106	Compound Not Detected.						
	71 styrene	104	Compound Not Detected.						
	72 isopropylbenzene	105	Compound Not Detected.						
	73 bromoform	173	Compound Not Detected.						
	75 1,1,2,2,-tetrachloroethane	83	Compound Not Detected.						
$	76 4-bromofluorobenzene	95	15.538	15.531	(0.890)	312981	101.153	101.152	
	89 1,3-dichlorobenzene	146	Compound Not Detected.						
*	90 1,4-dichlorobenzene-d4	152	17.466	17.465	(1.000)	234150	100.000		
	91 1,4-dichlorobenzene	146	Compound Not Detected.						
	94 1,2-dichlorobenzene	146	Compound Not Detected.						
	96 1,2-dibromo-3-chloropropane	75	Compound Not Detected.						
	98 1,2,4-trichlorobenzene	180	Compound Not Detected.						
	101 1,2,3-trichlorobenzene	180	Compound Not Detected.						

Alpha Analytical Labs

gc/ms voa

Data file : \\Orgserv2\ff\chem\GCMSVOA\Gonzo.i\140328n.b\0328N05.D
Lab Smp Id:
Inj Date : 28-MAR-2014 23:41
Operator : PD Inst ID: Gonzo.i
Smp Info : l1406036-20,31,10,,a
Misc Info : wg678883,ical9343
Comment :
Method : \\Orgserv2\ff\chem\GCMSVOA\Gonzo.i\140328n.b\v10ml8260.m
Meth Date : 29-Mar-2014 11:00 pduczmalew Quant Type: ISTD
Cal Date : 25-MAR-2014 03:06 Cal File: 0324N12.D
Als bottle: 41
Dil Factor: 1.00000
Integrator: HP RTE Compound Sublist: NJTCL.sub
Target Version: 4.12
Processing Host: VIRTUALXP-76524

- NO TENTATIVELY IDENTIFIED COMPOUNDS -

Alpha Analytical Labs

INTERNAL STANDARD COMPOUNDS
AREA AND RT SUMMARY

Instrument ID: Gonzo.i
Calibration Date: 28-MAR-2014
Lab File ID: 0328N05.D
Calibration Time: 21:17
Lab Smp Id:
Analysis Type: VOA
Level: LOW
Quant Type: ISTD
Sample Type: WATER
Operator: PD
Method File: \\Orgserv2\ff\chem\GCMSVOA\Gonzo.i\140328n.b\v10ml8260.m
Misc Info: wg678883,ical9343

Test Mode:
Use Last Continuing Calibrator.
If Continuing Cal. use Initial Cal. Level 3

		AREA LIMIT			
COMPOUND	STANDARD	LOWER	UPPER	SAMPLE	%DIFF
43 fluorobenzene	815356	407678	1630712	811788	-0.44
65 chlorobenzene-d5	538873	269437	1077746	525373	-2.51
90 1,4-dichlorobenze	247172	123586	494344	234150	-5.27

		RT LIMIT			
COMPOUND	STANDARD	LOWER	UPPER	SAMPLE	%DIFF
43 fluorobenzene	9.18	8.68	9.68	9.18	0.00
65 chlorobenzene-d5	13.65	13.15	14.15	13.65	0.00
90 1,4-dichlorobenze	17.47	16.97	17.97	17.47	0.00

AREA UPPER LIMIT = +100% of internal standard area.
AREA LOWER LIMIT = - 50% of internal standard area.
RT UPPER LIMIT = + 0.50 minutes of internal standard RT.
RT LOWER LIMIT = - 0.50 minutes of internal standard RT.

Alpha Analytical Labs

RECOVERY REPORT

Client Name: Client SDG: SDGa00267
Sample Matrix: LIQUID Fraction: VOA
Lab Smp Id:
Level: LOW Operator: PD
Data Type: MS DATA SampleType: SAMPLE
SpikeList File: curveall.spk Quant Type: ISTD
Sublist File: NJTCL.sub
Method File: \\Orgserv2\ff\chem\GCMSVOA\Gonzo.i\140328n.b\v10ml8260.m
Misc Info: wg678883,ical9343

SURROGATE COMPOUND	AMOUNT ADDED ngs	AMOUNT RECOVERED ngs	% RECOVERED	LIMITS
$ 34 dibromofluorometha	100.000	93.459	93.46	70-130
$ 40 1,2-dichloroethane	100.000	97.585	97.59	70-130
$ 55 toluene-d8	100.000	99.575	99.58	70-130
$ 76 4-bromofluorobenze	100.000	101.152	101.15	70-130

Data File: \\Orgserv2\ff\chem\GCMSVOA\Gonzo.i\140328n.b\0328N05.D
Date : 28-MAR-2014 23:41
Client ID:
Sample Info: 11406036-20,31,10,,a
Purge Volume: 10.0
Column phase: Rtx-502.2

Instrument: Gonzo.i
Operator: PD
Column diameter: 0.18

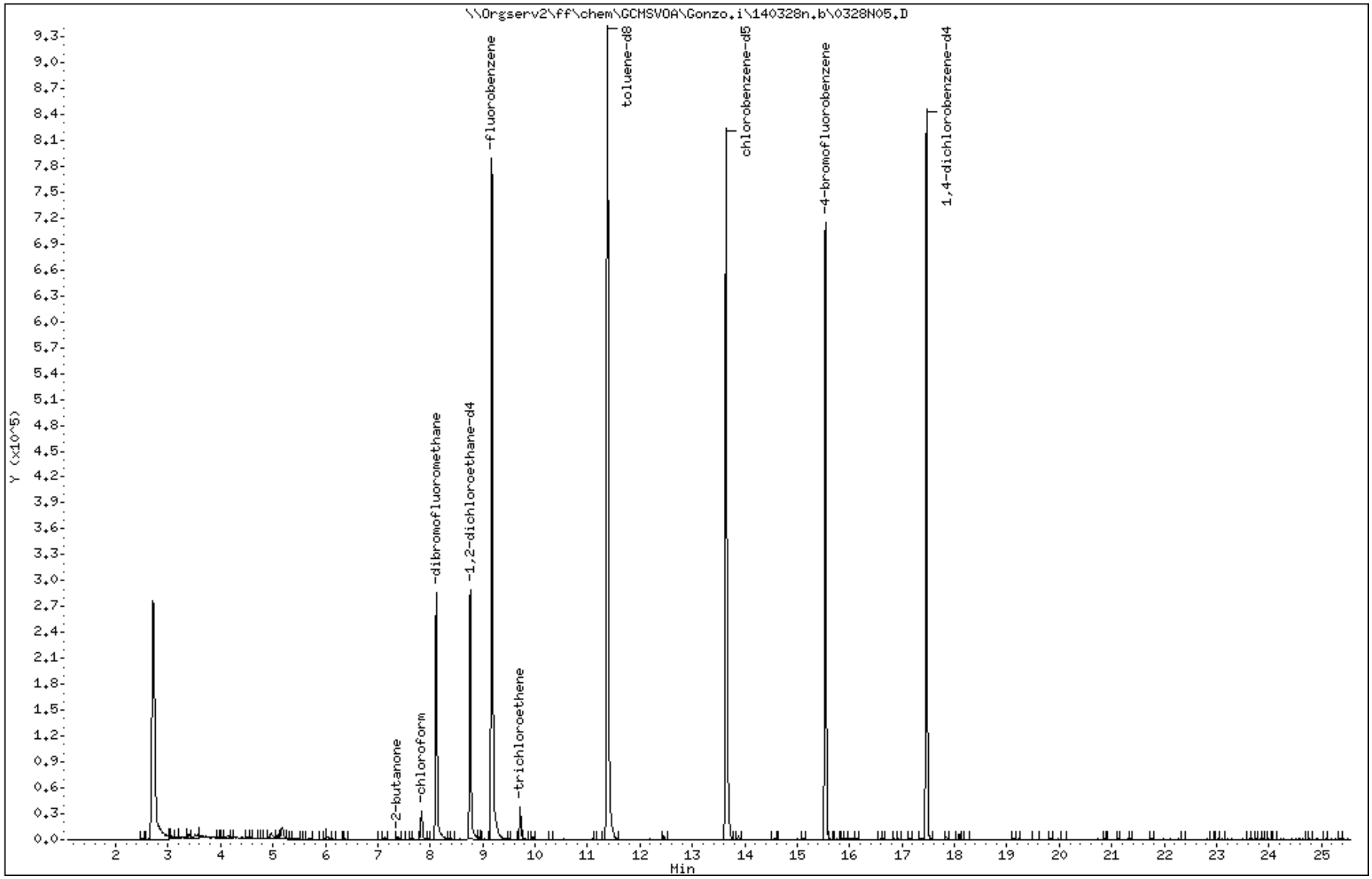

Data File: \\Orgserv2\ff\chem\GCMSVOA\Gonzo.i\140328n.b\0328N05.D

Date : 28-MAR-2014 23:41

Client ID:

Instrument: Gonzo.i

Sample Info: 11406036-20,31,10,,a

Purge Volume: 10.0

Operator: PD

Column phase: Rtx-502.2

Column diameter: 0.18

27 2-butanone

Concentration: 9.604 ngs

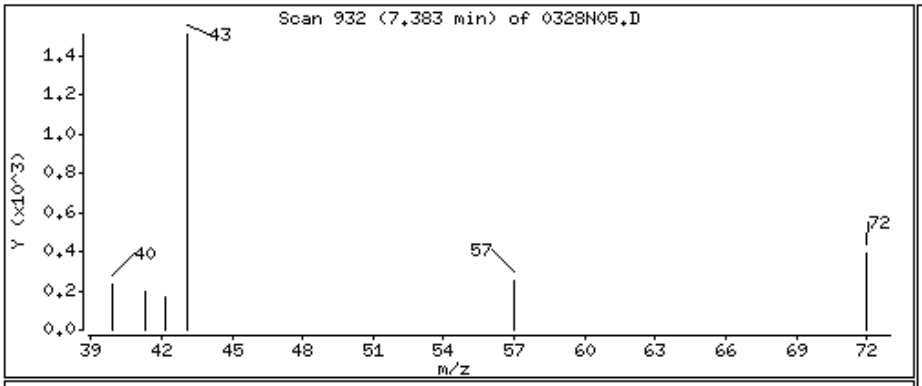

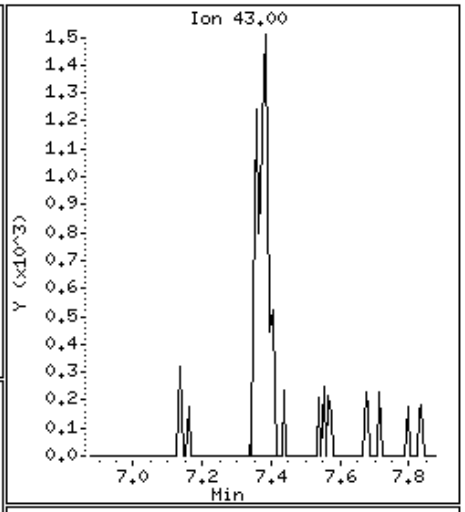

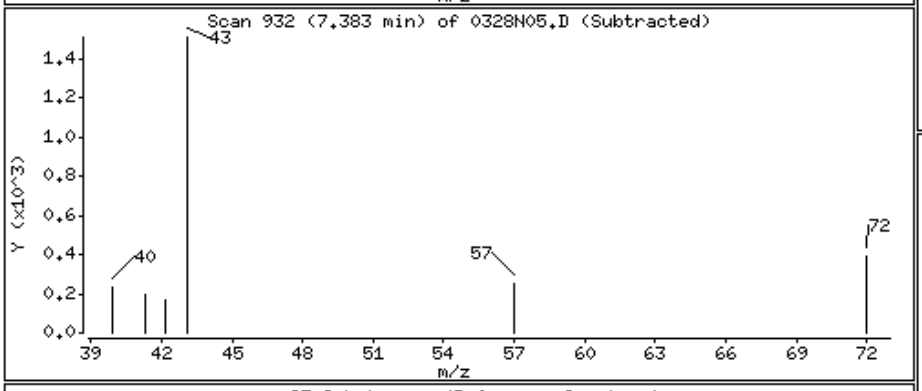

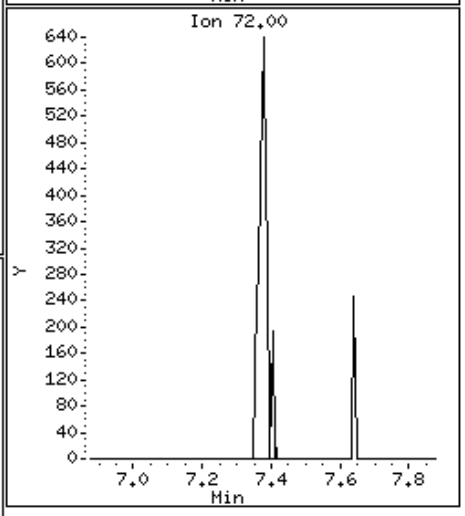

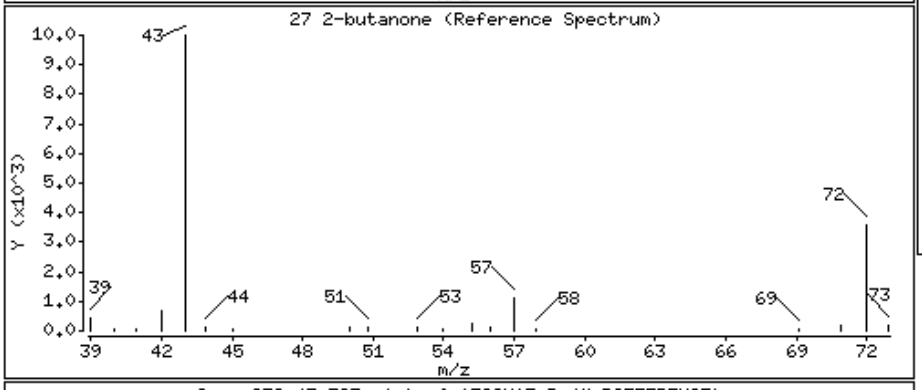

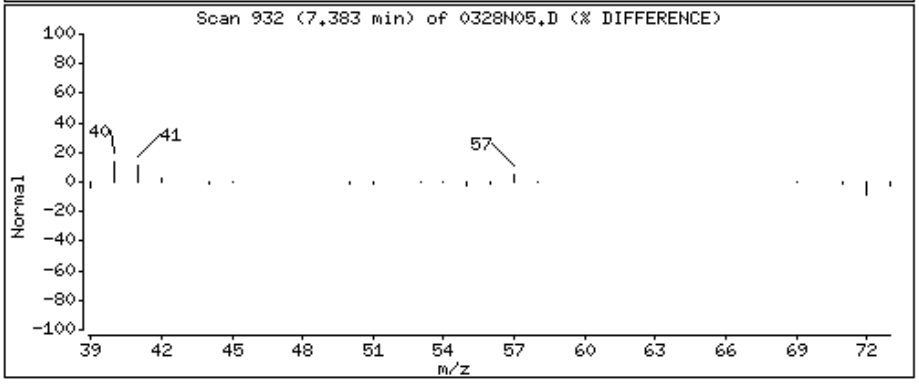

Data File: \\Orgserv2\ff\chem\GCMSVOA\Gonzo.i\140328n.b\0328N05.D

Date : 28-MAR-2014 23:41

Client ID:

Instrument: Gonzo.i

Sample Info: 11406036-20,31,10,,a

Purge Volume: 10.0

Operator: PD

Column phase: Rtx-502.2

Column diameter: 0.18

31 chloroform

Concentration: 6.212 ngs

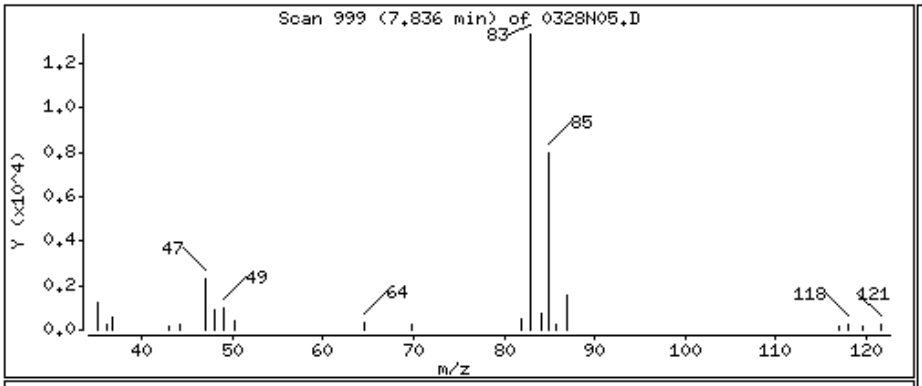

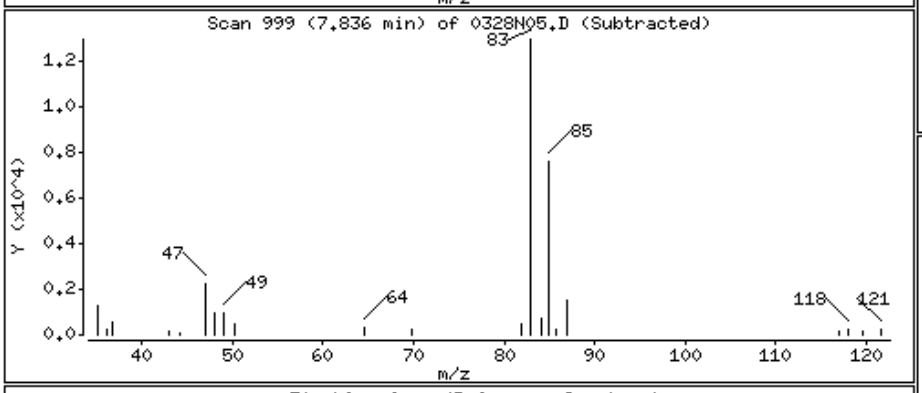

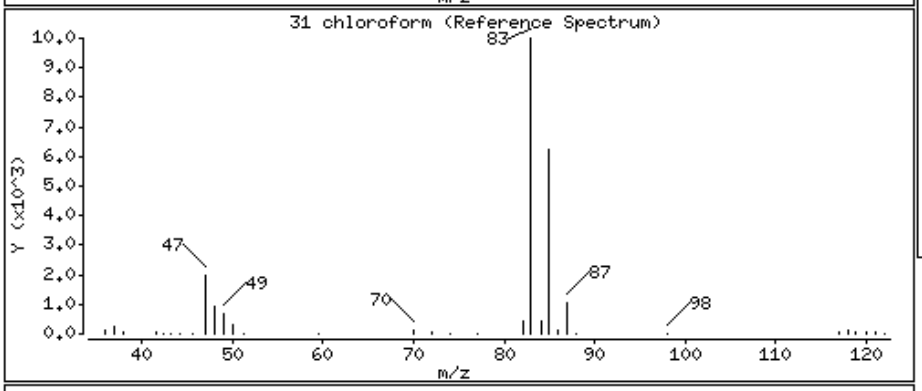

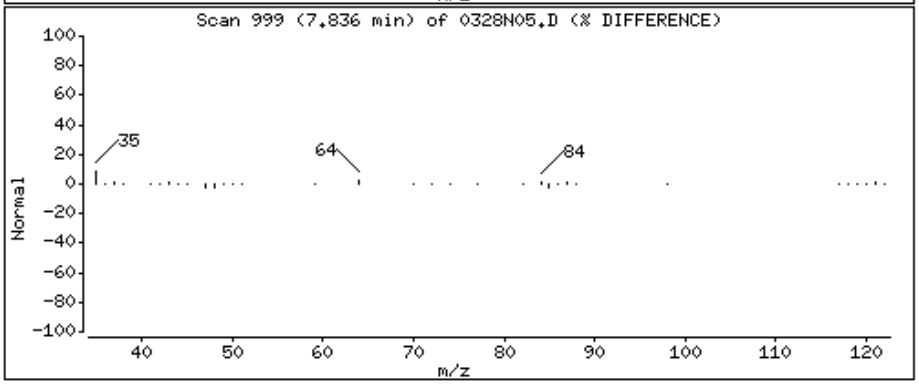

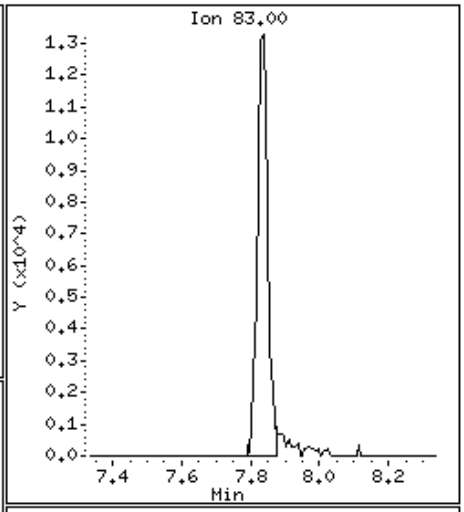

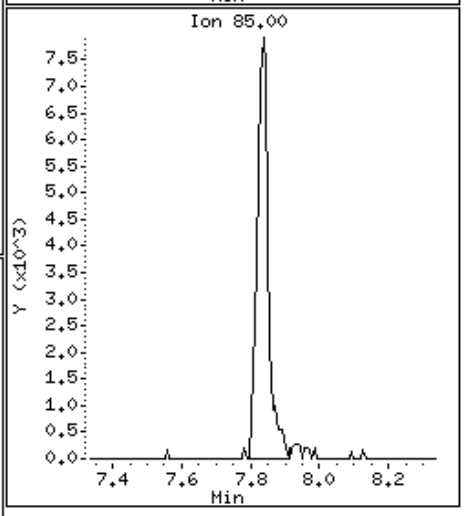

Data File: \\Orgserv2\ff\chem\GCMSVOA\Gonzo.i\140328n.b\0328N05.D

Date : 28-MAR-2014 23:41

Client ID:

Instrument: Gonzo.i

Sample Info: 11406036-20,31,10,,a

Purge Volume: 10.0

Operator: PD

Column phase: Rtx-502.2

Column diameter: 0.18

44 trichloroethene

Concentration: 6.319 ngs

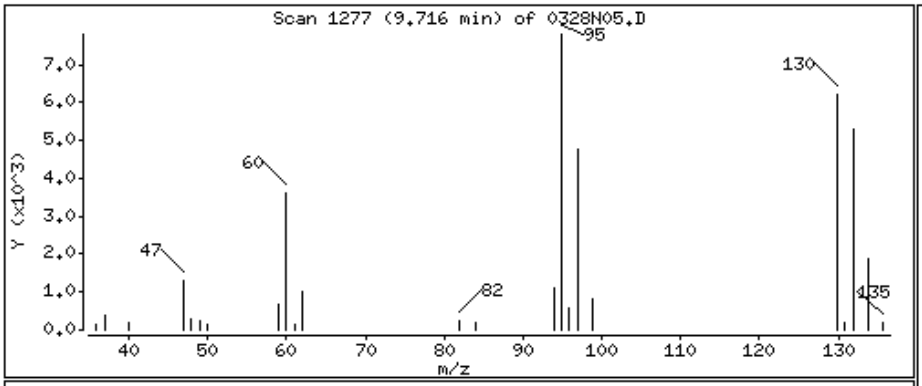

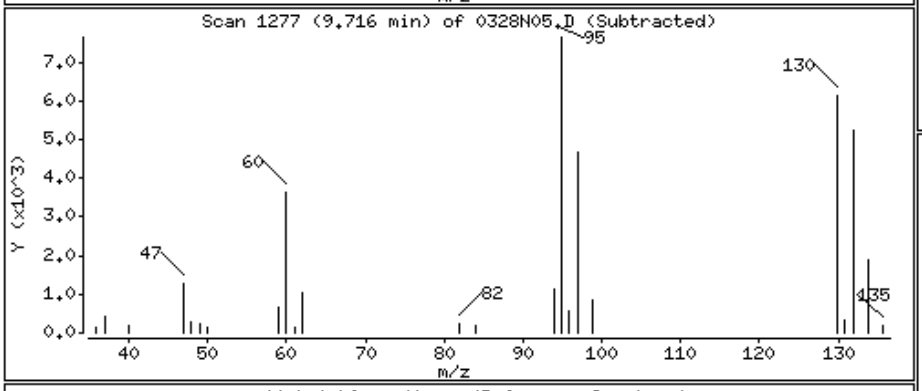

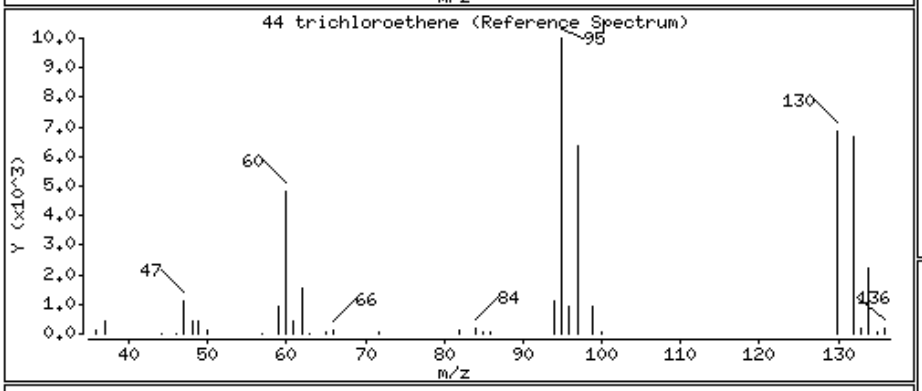

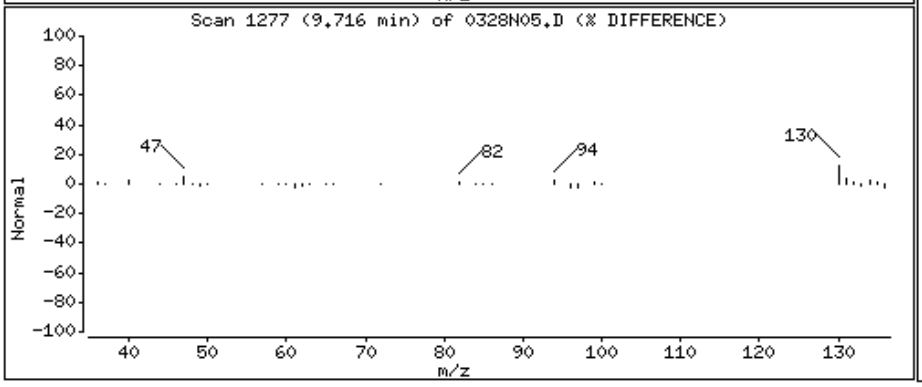

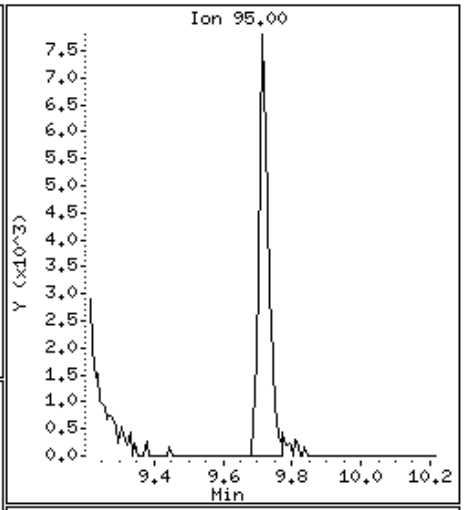

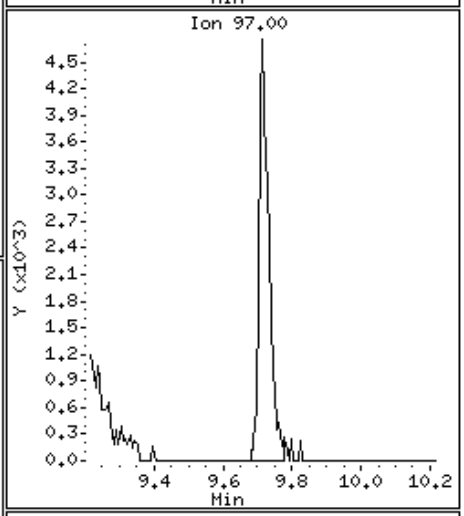

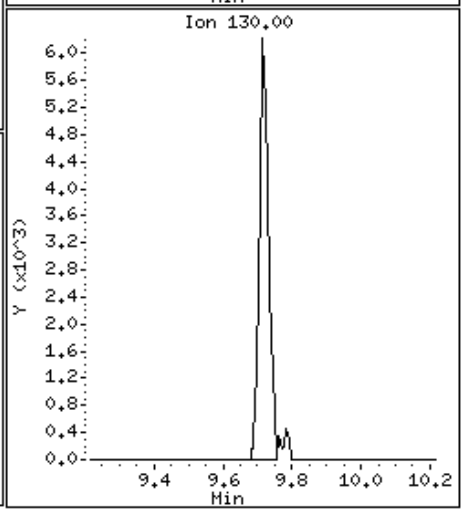

Alpha Analytical Labs

Manual Integration

Sample Info	: l1406036-20,31,10,,a wg678883,ical9343		
Instrument ID	: Gonzo.i		
Method	: v10ml8260.m		
File	: 0328N05.D		
Injection Date	: 28-MAR-2014 23:41		
Quantitation	: ISTD	Integrator :	HP RTE
Dilution Factor	: 1.00	Sample Type:	SAMPLE

This File has no version history.

//Orgserv2/ff/chem/GCMSVOA/Gonzo.i/140328n.b/original/0328N05.D

Alpha Analytical Labs

gc/ms voa

Data file : \\Orgserv2\ff\chem\GCMSVOA\Gonzo.i\140328n.b\0328N06.D
Lab Smp Id:
Inj Date : 29-MAR-2014 00:17
Operator : PD Inst ID: Gonzo.i
Smp Info : l1406036-21,31,10,,a
Misc Info : wg678883,ical9343
Comment :
Method : \\Orgserv2\ff\chem\GCMSVOA\Gonzo.i\140328n.b\v10ml8260.m
Meth Date : 29-Mar-2014 11:00 pduczmalew Quant Type: ISTD
Cal Date : 25-MAR-2014 03:06 Cal File: 0324N12.D
Als bottle: 42
Dil Factor: 1.00000
Integrator: HP RTE Compound Sublist: NJTCL.sub
Target Version: 4.12
Processing Host: VIRTUALXP-76524

Concentration Formula: Amt * DF * CpndVariable
Cpnd Variable Local Compound Variable

	Compounds	QUANT SIG MASS	RT	EXP RT	REL RT	RESPONSE	CONCENTRATIONS ON-COLUMN (ngs)	FINAL (ngs)	REVIEW CODE
1	dichlorodifluoromethane	85	Compound Not Detected.						
2	chloromethane	50	Compound Not Detected.						
3	vinyl chloride	62	Compound Not Detected.						
4	bromomethane	94	Compound Not Detected.						
5	chloroethane	64	Compound Not Detected.						
6	trichlorofluoromethane	101	Compound Not Detected.						
9	Freon 113	101	Compound Not Detected.						
10	acetone	43	Compound Not Detected.						
11	1,1,-dichloroethene	96	Compound Not Detected.						
14	Methyl Acetate	43	Compound Not Detected.						
15	methylene chloride	84	Compound Not Detected.						
16	carbon disulfide	76	Compound Not Detected.						
20	methyl tert butyl ether	73	Compound Not Detected.						
22	trans-1,2-dichloroethene	96	Compound Not Detected.						
24	1,1-dichloroethane	63	Compound Not Detected.						
27	2-butanone	43	7.362	7.376	(0.802)	3448	9.79558	9.795	
30	cis-1,2-dichloroethene	96	Compound Not Detected.						
31	chloroform	83	Compound Not Detected.						
32	bromochloromethane	128	Compound Not Detected.						
$ 34	dibromofluoromethane	113	8.113	8.113	(0.884)	186625	96.4014	96.401	
35	1,1,1-trichloroethane	97	Compound Not Detected.						
36	Cyclohexane	56	Compound Not Detected.						
38	carbontetrachloride	117	Compound Not Detected.						
$ 40	1,2-dichloroethane-d4	65	8.762	8.762	(0.954)	272089	99.9172	99.917	
41	1,2-dichloroethane	62	Compound Not Detected.						
42	benzene	78	Compound Not Detected.						
* 43	fluorobenzene	96	9.181	9.175	(1.000)	787272	100.000		
44	trichloroethene	95	Compound Not Detected.						

	Compounds	QUANT SIG MASS	RT	EXP RT	REL RT	RESPONSE	CONCENTRATIONS ON-COLUMN (ngs)	CONCENTRATIONS FINAL (ngs)	REVIEW CODE
	46 methyl cyclohexane	83	Compound Not Detected.						
	47 1,2-dichloropropane	63	Compound Not Detected.						
	48 bromodichloromethane	83	Compound Not Detected.						
	49 1,4-dioxane	88	Compound Not Detected.						
	52 4-methyl-2-pentanone	58	Compound Not Detected.						
	53 cis-1,3-dichloropropene	75	Compound Not Detected.						
$	55 toluene-d8	98	11.379	11.379	(0.834)	773326	98.5801	98.580	
	56 toluene	92	Compound Not Detected.						
	58 trans-1,3-dichloropropene	75	Compound Not Detected.						
	59 1,1,2-trichloroethane	83	Compound Not Detected.						
	60 2-hexanone	43	Compound Not Detected.						
	62 tetrachloroethene	166	Compound Not Detected.						
	63 chlorodibromomethane	129	Compound Not Detected.						
	64 1,2-dibromoethane	107	Compound Not Detected.						
*	65 chlorobenzene-d5	117	13.645	13.645	(1.000)	509434	100.000		
	66 chlorobenzene	112	Compound Not Detected.						
	68 ethyl benzene	91	Compound Not Detected.						
	69 p/m xylene	106	Compound Not Detected.						
	70 o xylene	106	Compound Not Detected.						
	71 styrene	104	Compound Not Detected.						
	72 isopropylbenzene	105	Compound Not Detected.						
	73 bromoform	173	Compound Not Detected.						
	75 1,1,2,2,-tetrachloroethane	83	Compound Not Detected.						
$	76 4-bromofluorobenzene	95	15.538	15.531	(0.890)	307604	105.876	105.876	
	89 1,3-dichlorobenzene	146	Compound Not Detected.						
*	90 1,4-dichlorobenzene-d4	152	17.465	17.465	(1.000)	219861	100.000		
	91 1,4-dichlorobenzene	146	Compound Not Detected.						
	94 1,2-dichlorobenzene	146	Compound Not Detected.						
	96 1,2-dibromo-3-chloropropane	75	Compound Not Detected.						
	98 1,2,4-trichlorobenzene	180	Compound Not Detected.						
	101 1,2,3-trichlorobenzene	180	Compound Not Detected.						

Alpha Analytical Labs

gc/ms voa

Data file : \\Orgserv2\ff\chem\GCMSVOA\Gonzo.i\140328n.b\0328N06.D
Lab Smp Id:
Inj Date : 29-MAR-2014 00:17
Operator : PD Inst ID: Gonzo.i
Smp Info : l1406036-21,31,10,,a
Misc Info : wg678883,ical9343
Comment :
Method : \\Orgserv2\ff\chem\GCMSVOA\Gonzo.i\140328n.b\v10ml8260.m
Meth Date : 29-Mar-2014 11:00 pduczmalew Quant Type: ISTD
Cal Date : 25-MAR-2014 03:06 Cal File: 0324N12.D
Als bottle: 42
Dil Factor: 1.00000
Integrator: HP RTE Compound Sublist: NJTCL.sub
Target Version: 4.12
Processing Host: VIRTUALXP-76524

- NO TENTATIVELY IDENTIFIED COMPOUNDS -

Alpha Analytical Labs

INTERNAL STANDARD COMPOUNDS
AREA AND RT SUMMARY

Instrument ID: Gonzo.i
Calibration Date: 28-MAR-2014
Lab File ID: 0328N06.D
Calibration Time: 21:17
Lab Smp Id:
Analysis Type: VOA
Level: LOW
Quant Type: ISTD
Sample Type: WATER
Operator: PD
Method File: \\Orgserv2\ff\chem\GCMSVOA\Gonzo.i\140328n.b\v10ml8260.m
Misc Info: wg678883,ical9343

Test Mode:
Use Last Continuing Calibrator.
If Continuing Cal. use Initial Cal. Level 3

		AREA LIMIT			
COMPOUND	STANDARD	LOWER	UPPER	SAMPLE	%DIFF
43 fluorobenzene	815356	407678	1630712	787272	-3.44
65 chlorobenzene-d5	538873	269437	1077746	509434	-5.46
90 1,4-dichlorobenze	247172	123586	494344	219861	-11.05

		RT LIMIT			
COMPOUND	STANDARD	LOWER	UPPER	SAMPLE	%DIFF
43 fluorobenzene	9.18	8.68	9.68	9.18	0.07
65 chlorobenzene-d5	13.65	13.15	14.15	13.65	0.00
90 1,4-dichlorobenze	17.47	16.97	17.97	17.47	0.00

AREA UPPER LIMIT = +100% of internal standard area.
AREA LOWER LIMIT = - 50% of internal standard area.
RT UPPER LIMIT = + 0.50 minutes of internal standard RT.
RT LOWER LIMIT = - 0.50 minutes of internal standard RT.

Alpha Analytical Labs

RECOVERY REPORT

Client Name: Client SDG: SDGa00267
Sample Matrix: LIQUID Fraction: VOA
Lab Smp Id:
Level: LOW Operator: PD
Data Type: MS DATA SampleType: SAMPLE
SpikeList File: curveall.spk Quant Type: ISTD
Sublist File: NJTCL.sub
Method File: \\Orgserv2\ff\chem\GCMSVOA\Gonzo.i\140328n.b\v10ml8260.m
Misc Info: wg678883,ical9343

SURROGATE COMPOUND	AMOUNT ADDED ngs	AMOUNT RECOVERED ngs	% RECOVERED	LIMITS
$ 34 dibromofluorometha	100.000	96.401	96.40	70-130
$ 40 1,2-dichloroethane	100.000	99.917	99.92	70-130
$ 55 toluene-d8	100.000	98.580	98.58	70-130
$ 76 4-bromofluorobenze	100.000	105.876	105.88	70-130

Data File: \\Orgserv2\ff\chem\GCMSVOA\Gonzo.i\140328n.b\0328N06.D
Date : 29-MAR-2014 00:17
Client ID:
Sample Info: 11406036-21,31,10,,a
Purge Volume: 10.0
Column phase: Rtx-502.2

Instrument: Gonzo.i
Operator: PD
Column diameter: 0.18

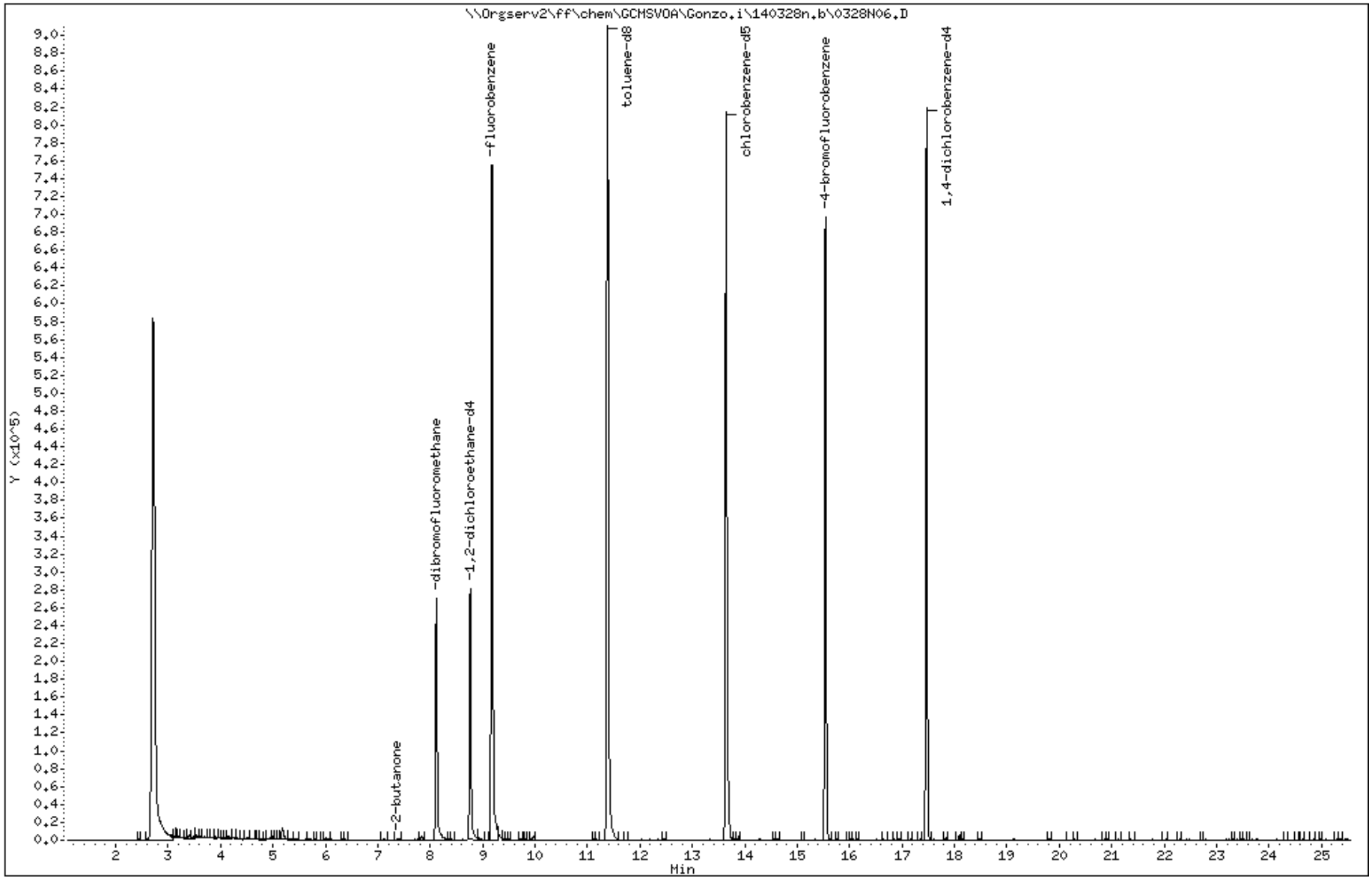

Data File: \\Orgserv2\ff\chem\GCMSVOA\Gonzo.i\140328n.b\0328N06.D

Date : 29-MAR-2014 00:17

Client ID:

Instrument: Gonzo.i

Sample Info: 11406036-21,31,10,,a

Purge Volume: 10.0

Operator: PD

Column phase: Rtx-502.2

Column diameter: 0.18

27 2-butanone

Concentration: 9.795 ngs

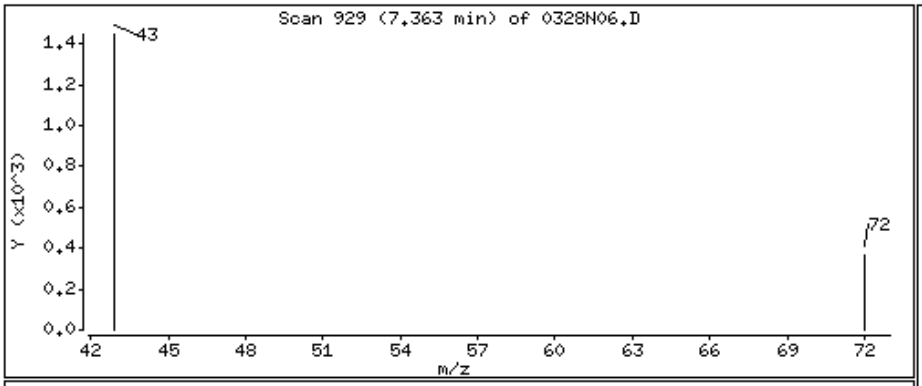

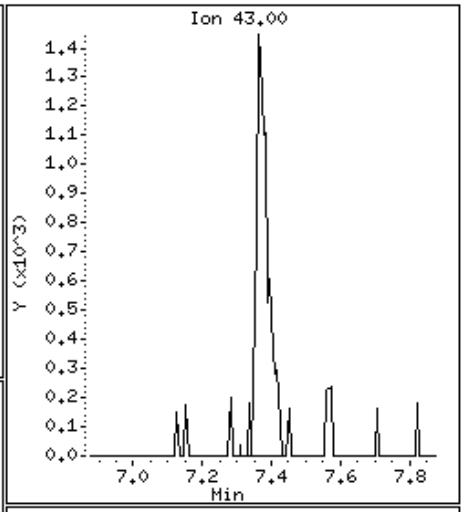

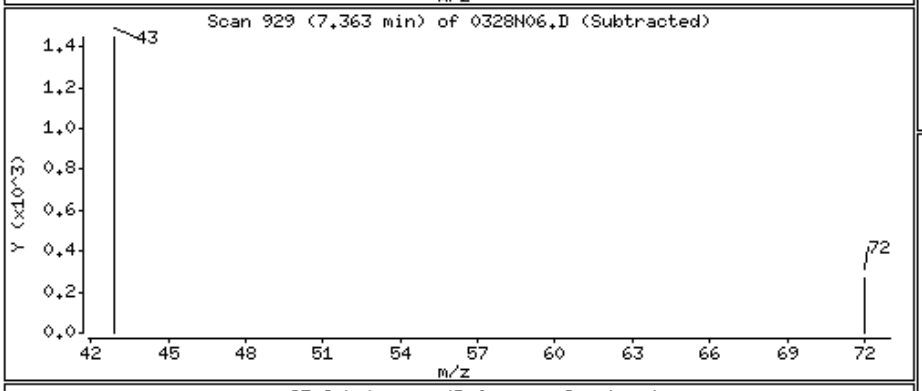

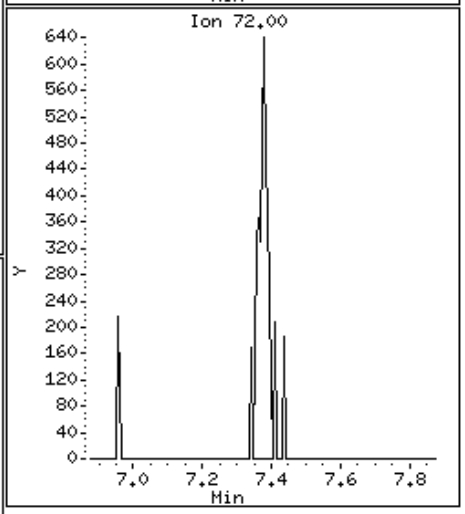

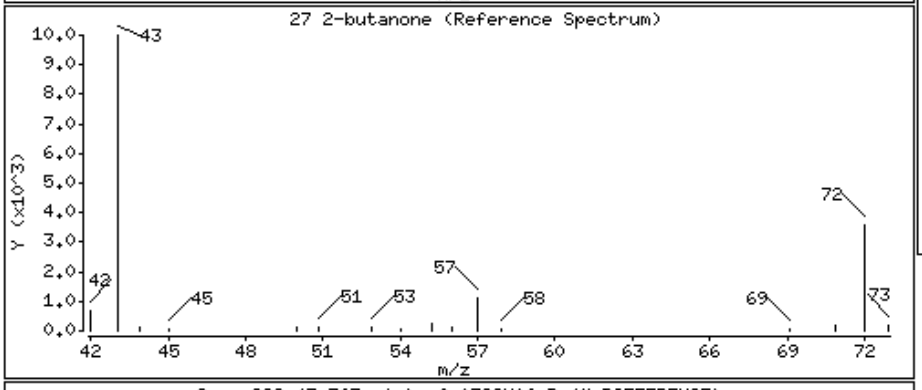

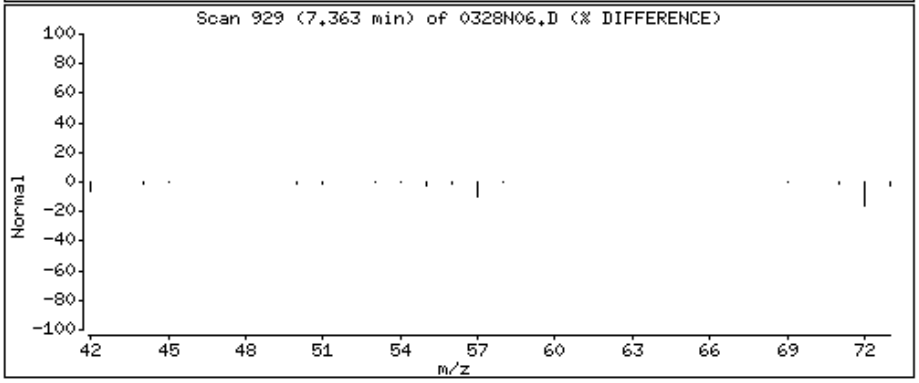

Alpha Analytical Labs

Manual Integration

Sample Info	: l1406036-21,31,10,,a wg678883,ical9343		
Instrument ID	: Gonzo.i		
Method	: v10ml8260.m		
File	: 0328N06.D		
Injection Date	: 29-MAR-2014 00:17		
Quantitation	: ISTD	Integrator :	HP RTE
Dilution Factor	: 1.00	Sample Type:	SAMPLE

This File has no version history.

//Orgserv2/ff/chem/GCMSVOA/Gonzo.i/140328n.b/original/0328N06.D

Alpha Analytical Labs

gc/ms voa - VOA101

Data file : \\orgserv2\ff\chem\GCMSVOA\Voa101.i\140329.b\0329A06.D
Lab Smp Id:
Inj Date : 29-MAR-2014 13:29
Operator : MS Inst ID: Voa101.i
Smp Info : l1406036-31,31,10,,a
Misc Info : wg678899,ical9333
Comment :
Method : \\orgserv2\ff\chem\GCMSVOA\Voa101.i\140329.b\liq8260C.m
Meth Date : 29-Mar-2014 15:20 ppaveglio Quant Type: ISTD
Cal Date : 24-MAR-2014 14:57 Cal File: 0324A12.D
Als bottle: 6
Dil Factor: 1.00000
Integrator: HP RTE Compound Sublist: NJTCL.sub
Target Version: 4.12
Processing Host: A1-001722

Concentration Formula: Amt * DF * CpndVariable
Cpnd Variable Local Compound Variable

	Compounds	QUANT SIG MASS	RT	EXP RT	REL RT	RESPONSE	CONCENTRATIONS ON-COLUMN (ngs)	FINAL (ngs)	REVIEW CODE
1	dichlorodifluoromethane	85	Compound Not Detected.						
2	chloromethane	50	Compound Not Detected.						
3	vinyl chloride	62	Compound Not Detected.						
4	bromomethane	94	Compound Not Detected.						
5	chloroethane	64	Compound Not Detected.						
6	trichlorofluoromethane	101	Compound Not Detected.						
8	1,1,-dichloroethene	96	Compound Not Detected.						
11	freon-113	101	Compound Not Detected.						
10	carbon disulfide	76	Compound Not Detected.						
14	methylene chloride	84	Compound Not Detected.						
15	acetone	43	3.738	3.735	(0.600)	7005	46.5612	46.561(M)	M1
16	trans-1,2-dichloroethene	96	Compound Not Detected.						
17	Methyl Acetate	43	Compound Not Detected.						
18	methyl tert butyl ether	73	Compound Not Detected.						
22	1,1-dichloroethane	63	Compound Not Detected.						
27	cis-1,2-dichloroethene	96	4.962	4.959	(0.797)	9950	14.3547	14.354	
29	bromochloromethane	128	Compound Not Detected.						
30	Cyclohexane	56	Compound Not Detected.						
31	chloroform	83	Compound Not Detected.						
33	carbontetrachloride	117	Compound Not Detected.						
$ 36	dibromofluoromethane	113	5.402	5.405	(0.868)	55450	104.818	104.817	
37	1,1,1-trichloroethane	97	Compound Not Detected.						
38	2-butanone	43	Compound Not Detected.						
40	benzene	78	Compound Not Detected.						
$ 42	1,2-dichloroethane-d4	65	5.947	5.941	(0.955)	64092	109.272	109.271	
43	1,2-dichloroethane	62	Compound Not Detected.						
* 45	flourobenzene	96	6.227	6.227	(1.000)	201842	100.000		
49	trichloroethene	95	6.401	6.401	(1.028)	3221	4.79427	4.794(QM)	M1
46	methyl cyclohexane	83	Compound Not Detected.						

Compounds	QUANT SIG MASS	RT	EXP RT	REL RT	RESPONSE	CONCENTRATIONS ON-COLUMN (ngs)	CONCENTRATIONS FINAL (ngs)	REVIEW CODE
52 1,2-dichloropropane	63	Compound Not Detected.						
53 bromodichloromethane	83	Compound Not Detected.						
56 1,4-Dioxane	88	Compound Not Detected.						
58 cis-1,3-dichloropropene	75	Compound Not Detected.						
$ 59 toluene-d8	98	7.933	7.933	(0.811)	197976	92.5341	92.534	
60 toluene	92	Compound Not Detected.						
62 4-methyl-2-pentanone	58	Compound Not Detected.						
63 tetrachloroethene	166	8.439	8.437	(0.862)	1711	2.39904	2.399(QM)	M1
64 trans-1,3-dichloropropene	75	Compound Not Detected.						
68 1,1,2-trichloroethane	83	Compound Not Detected.						
69 chlorodibromomethane	129	Compound Not Detected.						
71 1,2-dibromoethane	107	Compound Not Detected.						
73 2-hexanone	43	Compound Not Detected.						
* 74 chlorobenzene-d5	117	9.786	9.786	(1.000)	158622	100.000		
75 chlorobenzene	112	Compound Not Detected.						
76 ethyl benzene	91	Compound Not Detected.						
78 p/m xylene	106	Compound Not Detected.						
79 o xylene	106	Compound Not Detected.						
80 styrene	104	Compound Not Detected.						
81 bromoform	173	Compound Not Detected.						
82 isopropylbenzene	105	Compound Not Detected.						
$ 83 4-bromofluorobenzene	95	11.251	11.251	(0.904)	72605	103.759	103.759	
88 1,1,2,2,-tetrachloroethane	83	Compound Not Detected.						
99 1,3-dichlorobenzene	146	Compound Not Detected.						
* 100 1,4-dichlorobenzene-d4	152	12.444	12.441	(1.000)	67671	100.000		
101 1,4-dichlorobenzene	146	Compound Not Detected.						
104 1,2-dichlorobenzene	146	12.878	12.878	(1.035)	5613	4.99421	4.994	
106 1,2-dibromo-3-chloropropane	75	Compound Not Detected.						
109 1,2,4-trichlorobenzene	180	Compound Not Detected.						
111 1,2,3-trichlorobenzene	180	Compound Not Detected.						

QC Flag Legend

Q - Qualifier signal failed the ratio test.
M - Compound response manually integrated.

Alpha Analytical Labs

gc/ms voa - VOA101

Data file : \\orgserv2\ff\chem\GCMSVOA\Voa101.i\140329.b\0329A06.D
Lab Smp Id:
Inj Date : 29-MAR-2014 13:29
Operator : MS Inst ID: Voa101.i
Smp Info : l1406036-31,31,10,,a
Misc Info : wg678899,ical9333
Comment :
Method : \\orgserv2\ff\chem\GCMSVOA\Voa101.i\140329.b\liq8260C.m
Meth Date : 29-Mar-2014 15:20 ppaveglio Quant Type: ISTD
Cal Date : 24-MAR-2014 14:57 Cal File: 0324A12.D
Als bottle: 6
Dil Factor: 1.00000
Integrator: HP RTE Compound Sublist: NJTCL.sub
Target Version: 4.12
Processing Host: A1-001722

- NO TENTATIVELY IDENTIFIED COMPOUNDS -

Alpha Analytical Labs

INTERNAL STANDARD COMPOUNDS
AREA AND RT SUMMARY

Instrument ID: Voa101.i
Lab File ID: 0329A06.D
Lab Smp Id:
Analysis Type: VOA
Quant Type: ISTD
Operator: MS
Method File: \\orgserv2\ff\chem\GCMSVOA\Voa101.i\140329.b\liq8260C.m
Misc Info: wg678899,ical9333

Calibration Date: 29-MAR-2014
Calibration Time: 11:27
Level: LOW
Sample Type: WATER

Test Mode:
Use Last Continuing Calibrator.
If Continuing Cal. use Initial Cal. Level 3

		AREA LIMIT			
COMPOUND	STANDARD	LOWER	UPPER	SAMPLE	%DIFF
45 flourobenzene	220923	110462	441846	201842	-8.64
74 chlorobenzene-d5	175802	87901	351604	158622	-9.77
100 1,4-dichlorobenze	84508	42254	169016	67671	-19.92

		RT LIMIT			
COMPOUND	STANDARD	LOWER	UPPER	SAMPLE	%DIFF
45 flourobenzene	6.23	5.73	6.73	6.23	0.00
74 chlorobenzene-d5	9.79	9.29	10.29	9.79	0.00
100 1,4-dichlorobenze	12.44	11.94	12.94	12.44	0.02

AREA UPPER LIMIT = +100% of internal standard area.
AREA LOWER LIMIT = - 50% of internal standard area.
RT UPPER LIMIT = + 0.50 minutes of internal standard RT.
RT LOWER LIMIT = - 0.50 minutes of internal standard RT.

Alpha Analytical Labs

RECOVERY REPORT

Client Name: Client SDG: SDGa00307
Sample Matrix: LIQUID Fraction: VOA
Lab Smp Id:
Level: LOW Operator: MS
Data Type: MS DATA SampleType: SAMPLE
SpikeList File: curveallim.spk Quant Type: ISTD
Sublist File: NJTCL.sub
Method File: \\orgserv2\ff\chem\GCMSVOA\Voa101.i\140329.b\liq8260C.m
Misc Info: wg678899,ical9333

SURROGATE COMPOUND	AMOUNT ADDED ngs	AMOUNT RECOVERED ngs	% RECOVERED	LIMITS
$ 36 dibromofluorometha	100.000	104.817	104.82	70-130
$ 42 1,2-dichloroethane	100.000	109.271	109.27	70-130
$ 59 toluene-d8	100.000	92.534	92.53	70-130
$ 83 4-bromofluorobenze	100.000	103.759	103.76	70-130

Data File: \\orgserv2\ff\chem\GCMSVOA\Voa101.i\140329.b\0329A06.D
Date : 29-MAR-2014 13:29
Client ID:
Sample Info: 11406036-31,31,10,,a
Purge Volume: 10.0
Column phase:

Instrument: Voa101.i
Operator: MS
Column diameter: 0.18

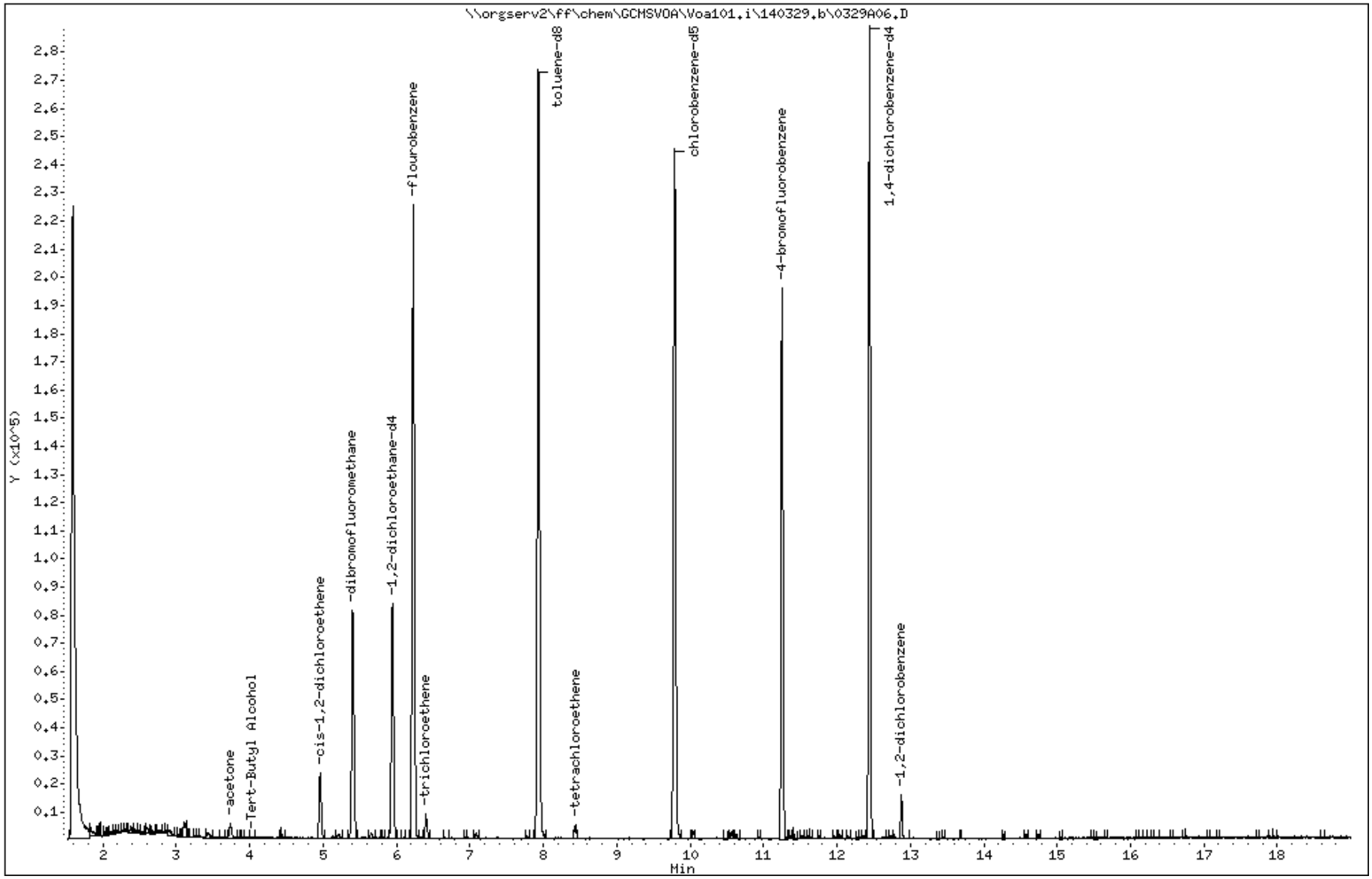

Data File: \\orgserv2\ff\chem\GCMSVOA\Voa101.i\140329.b\0329A06.D

Date : 29-MAR-2014 13:29

Client ID:

Instrument: Voa101.i

Sample Info: 11406036-31,31,10,,a

Purge Volume: 10.0

Operator: MS

Column phase:

Column diameter: 0.18

15 acetone

Concentration: 46.561 ngs

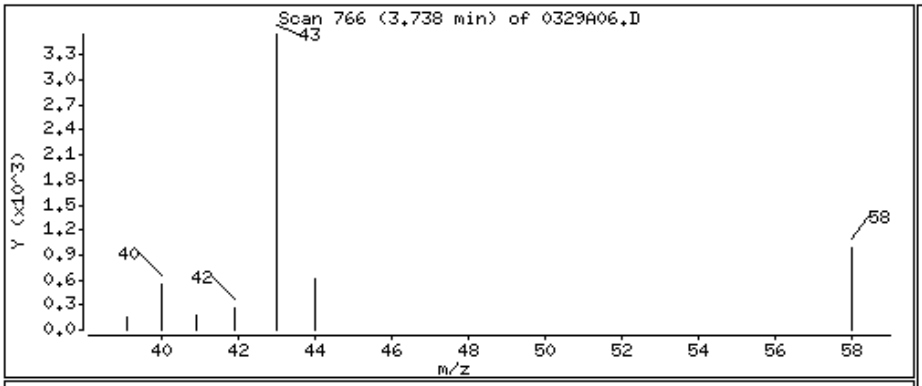

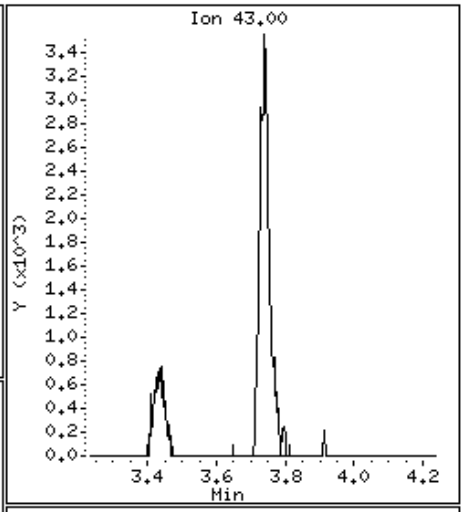

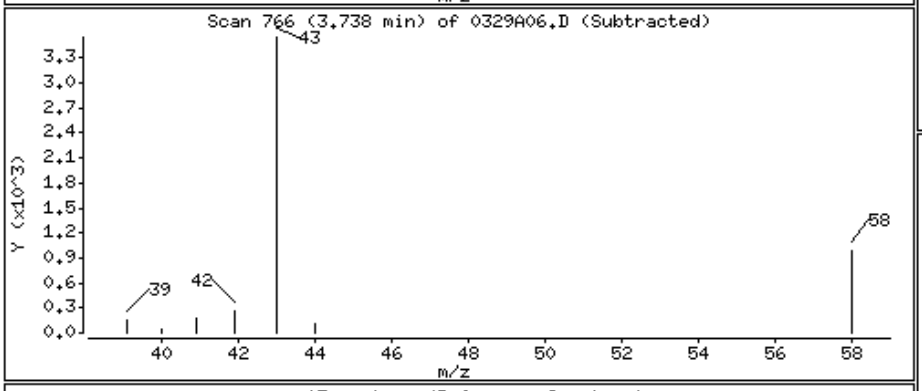

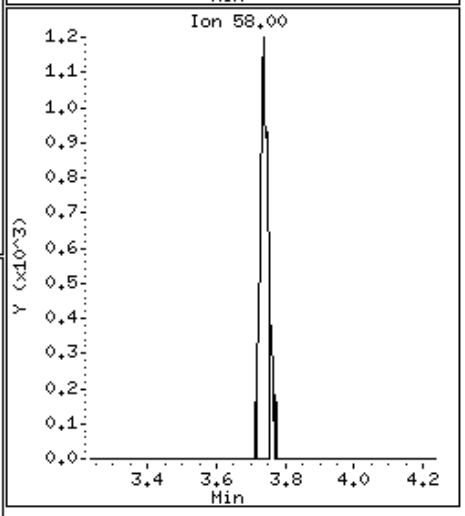

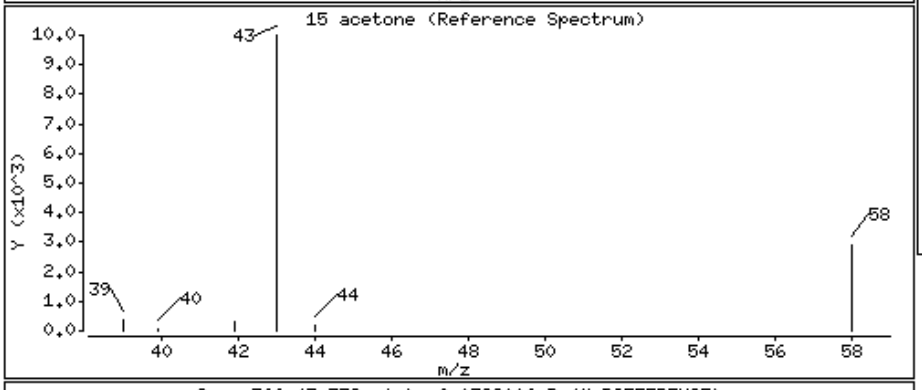

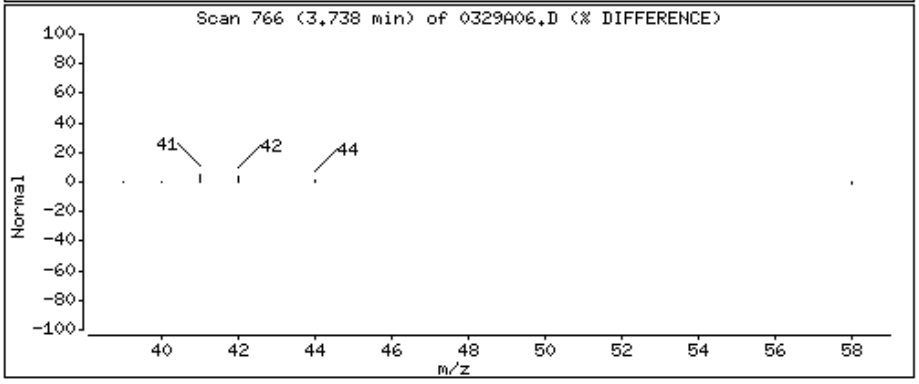

Data File: \\orgserv2\ff\chem\GCMSVOA\Voa101.i\140329.b\0329A06.D

Date : 29-MAR-2014 13:29

Client ID:

Instrument: Voa101.i

Sample Info: 11406036-31,31,10,,a

Purge Volume: 10.0

Operator: MS

Column phase:

Column diameter: 0.18

27 cis-1,2-dichloroethene

Concentration: 14.354 ngs

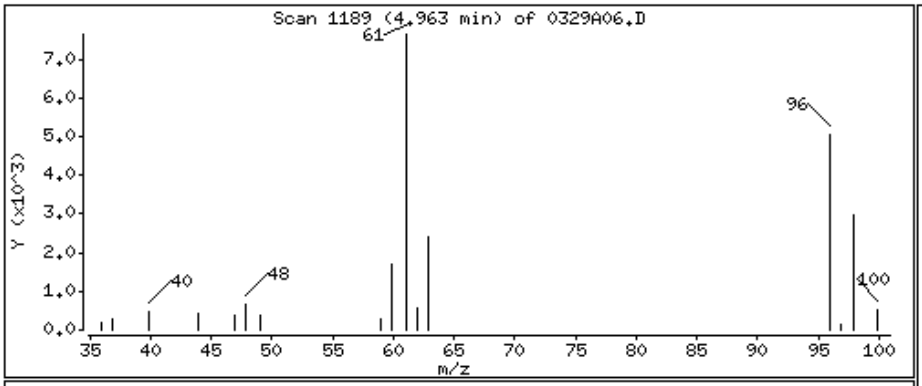

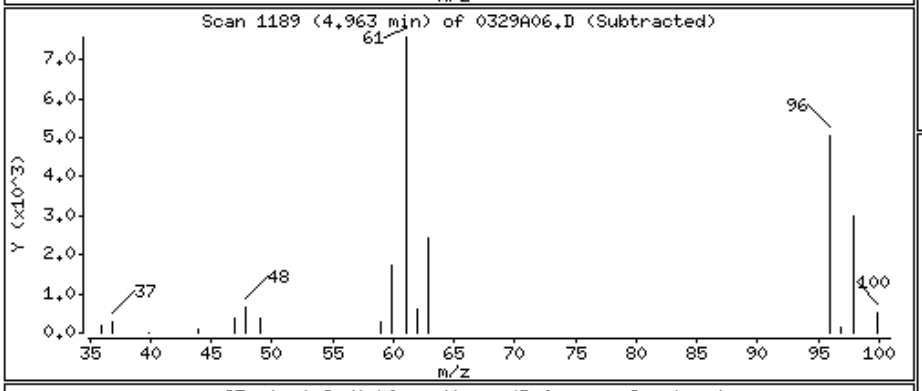

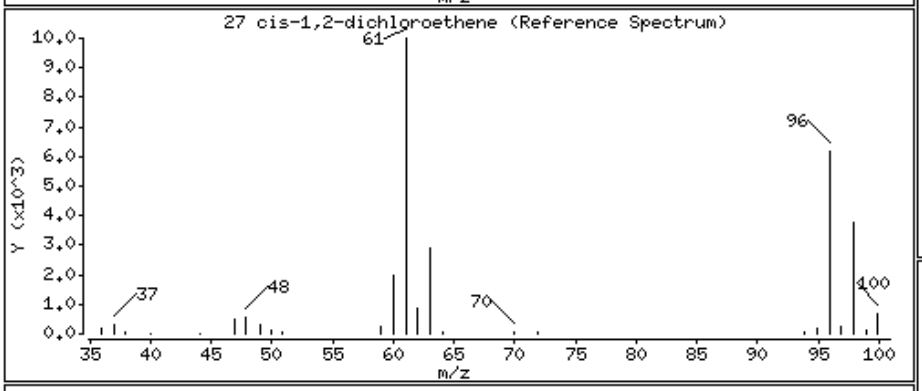

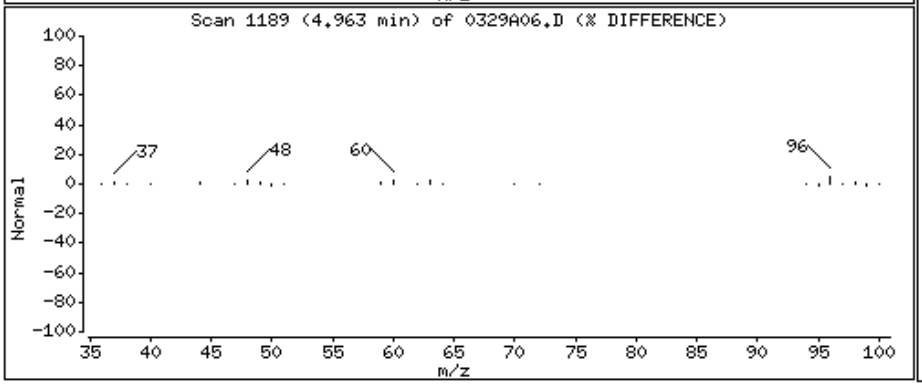

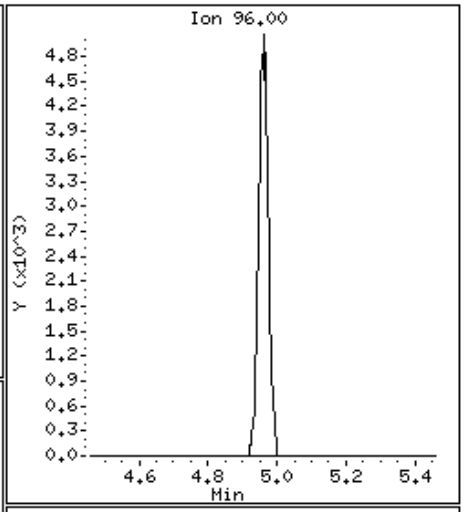

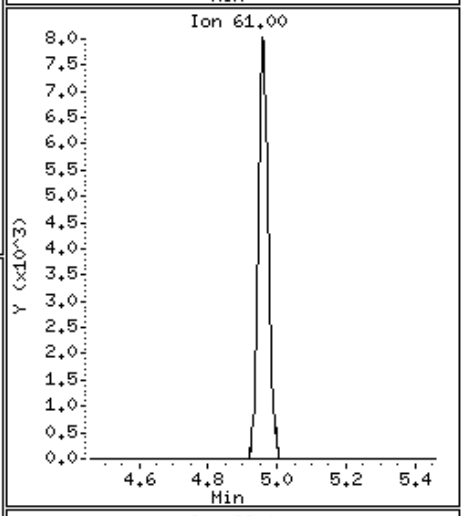

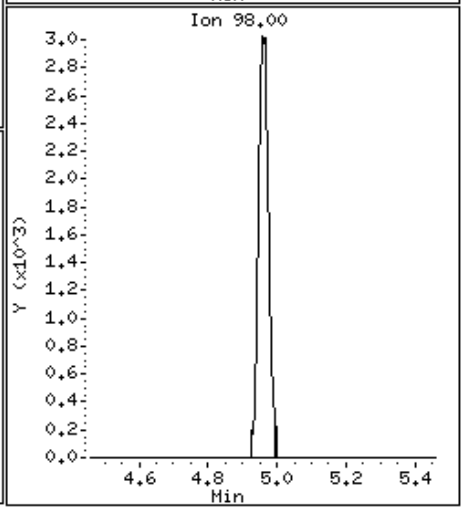

Data File: \\orgserv2\ff\chem\GCMSVOA\Voa101.i\140329.b\0329A06.D

Date : 29-MAR-2014 13:29

Client ID:

Instrument: Voa101.i

Sample Info: 11406036-31,31,10,,a

Purge Volume: 10.0

Operator: MS

Column phase:

Column diameter: 0.18

49 trichloroethene

Concentration: 4.794 ngs

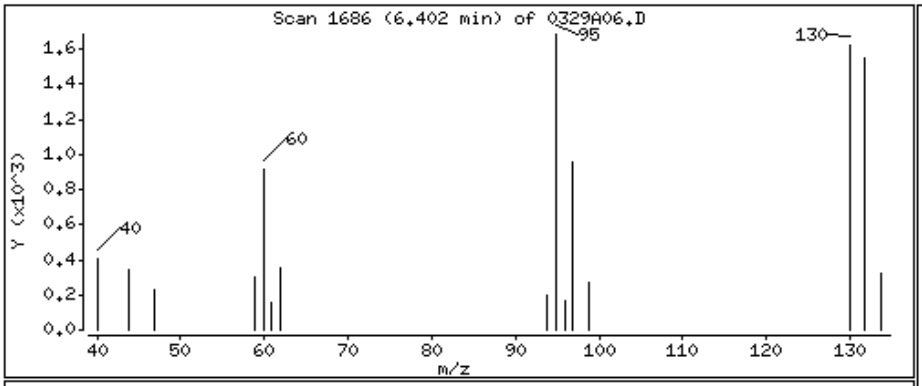

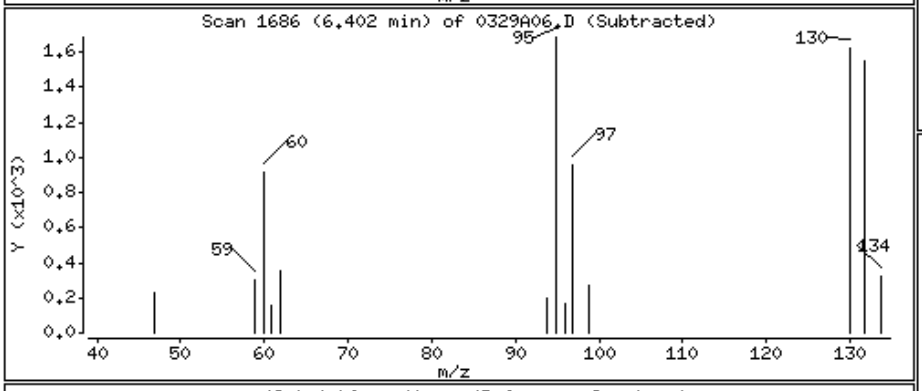

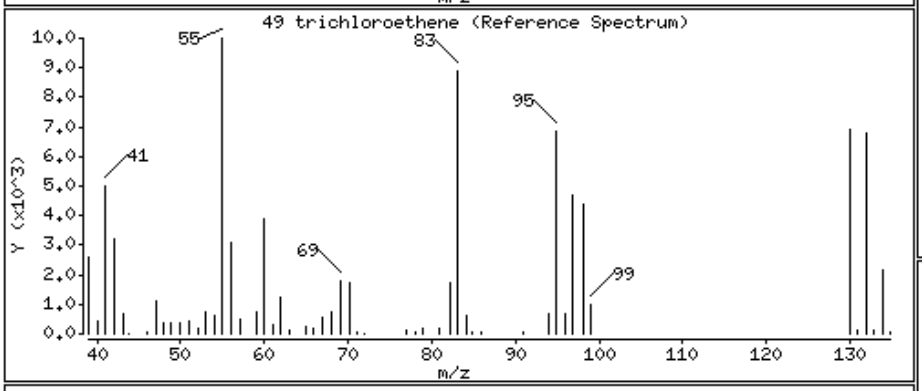

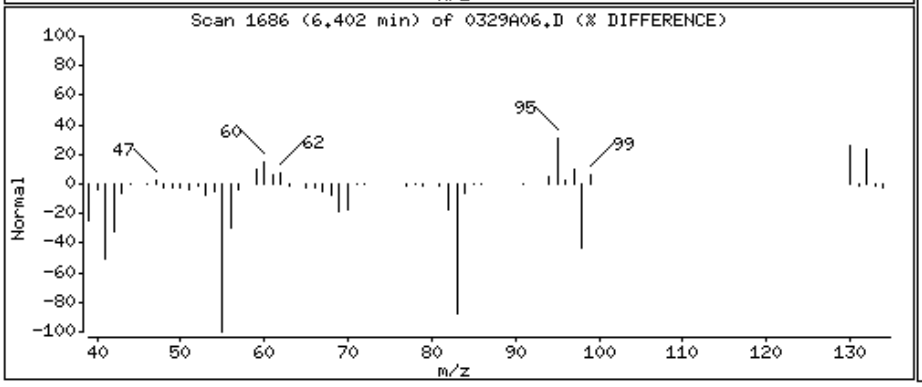

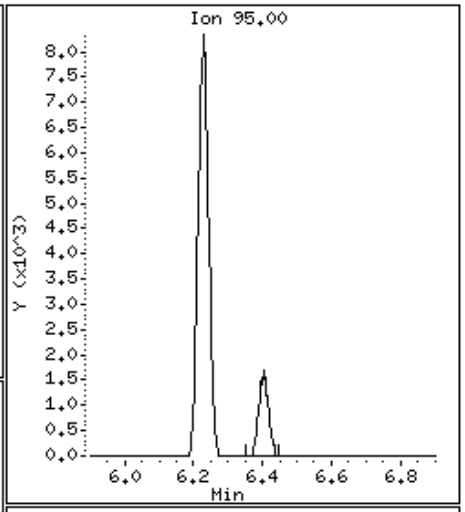

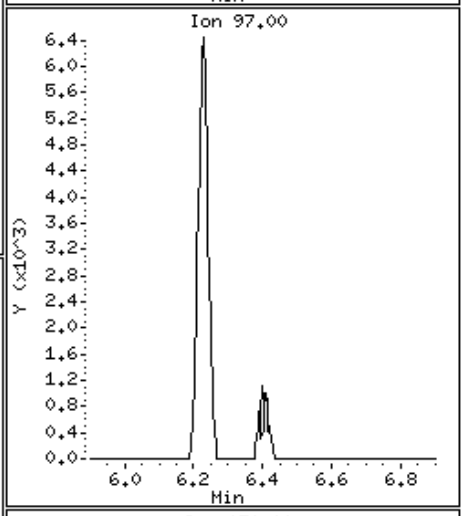

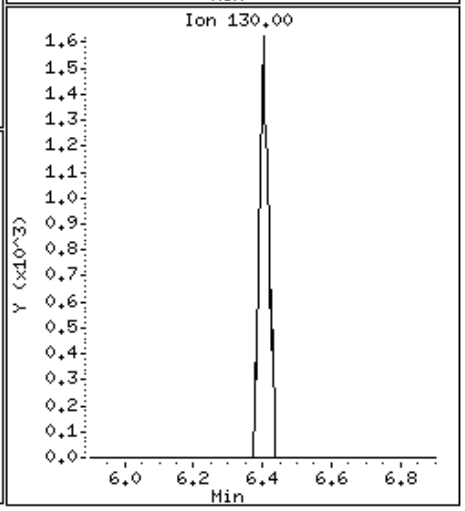

Data File: \\orgserv2\ff\chem\GCMSVOA\Voa101.i\140329.b\0329A06.D

Date : 29-MAR-2014 13:29

Client ID:

Instrument: Voa101.i

Sample Info: l1406036-31,31,10,,a

Purge Volume: 10.0

Operator: MS

Column phase:

Column diameter: 0.18

63 tetrachloroethene

Concentration: 2.399 ngs

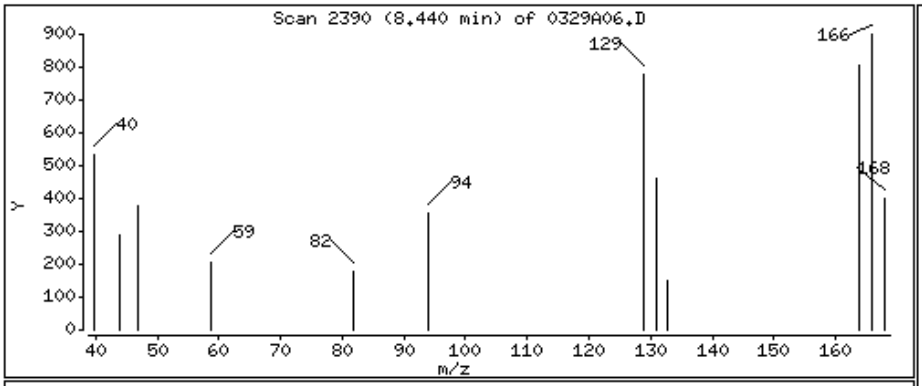

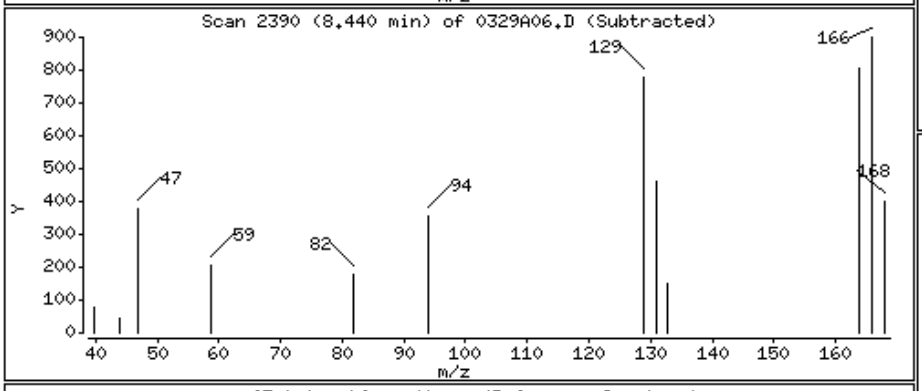

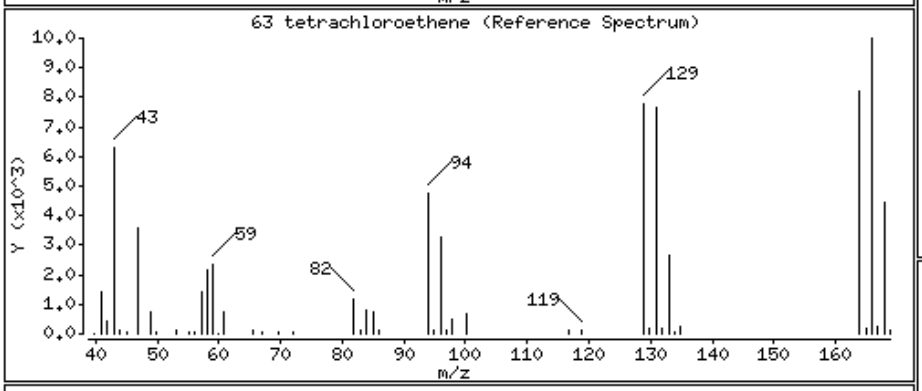

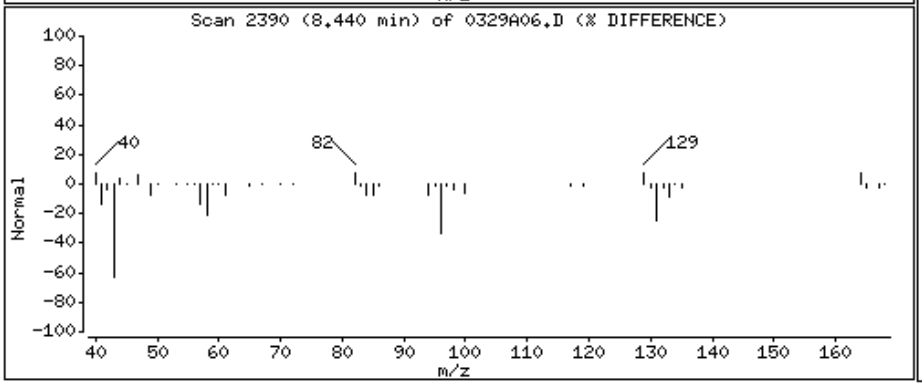

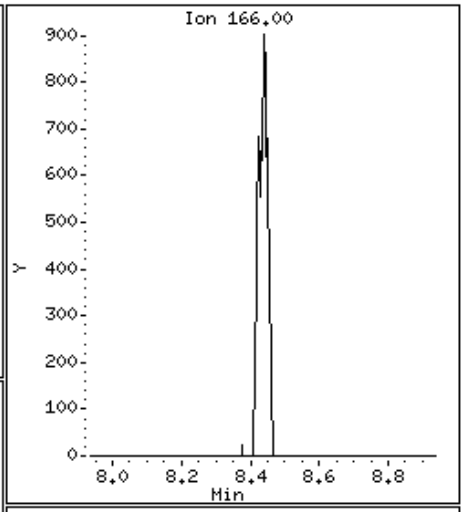

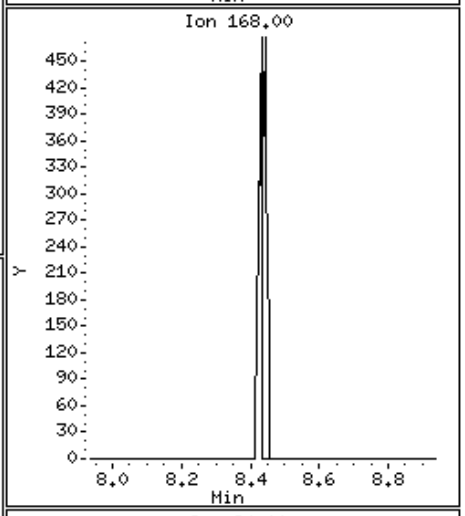

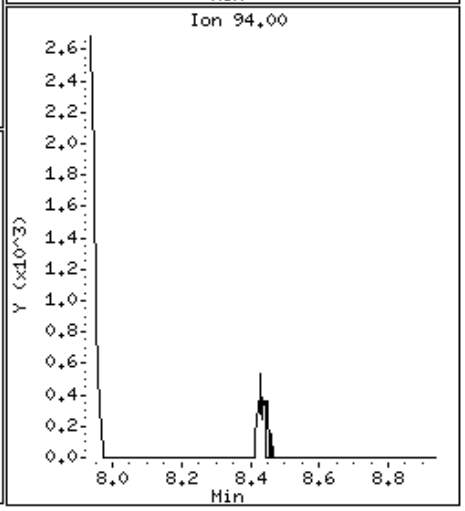

Data File: \\orgserv2\ff\chem\GCMSVOA\Voa101.i\140329.b\0329A06.D

Date : 29-MAR-2014 13:29

Client ID:

Instrument: Voa101.i

Sample Info: 11406036-31,31,10,,a

Purge Volume: 10.0

Operator: MS

Column phase:

Column diameter: 0.18

104 1,2-dichlorobenzene

Concentration: 4.994 ngs

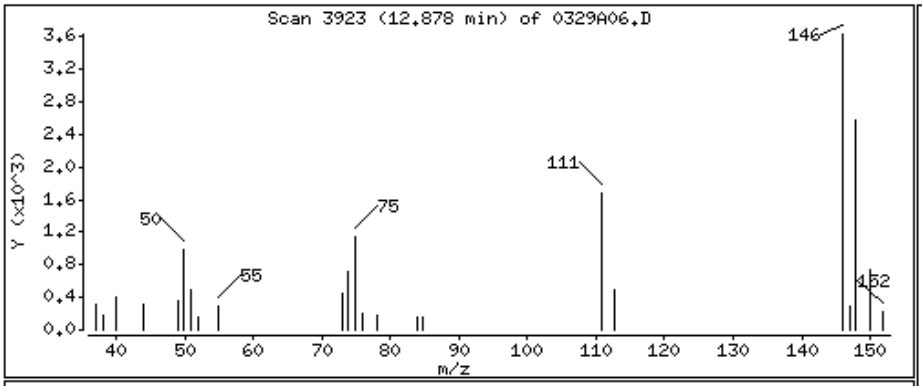

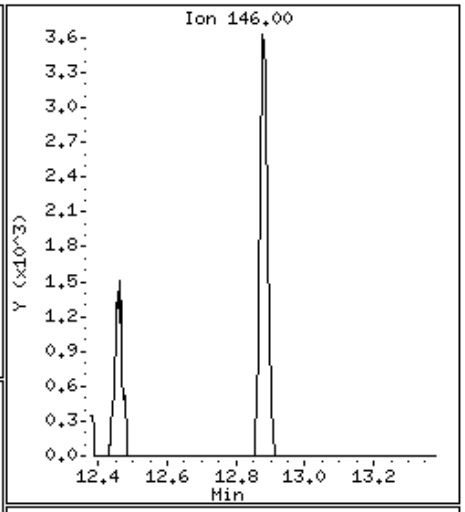

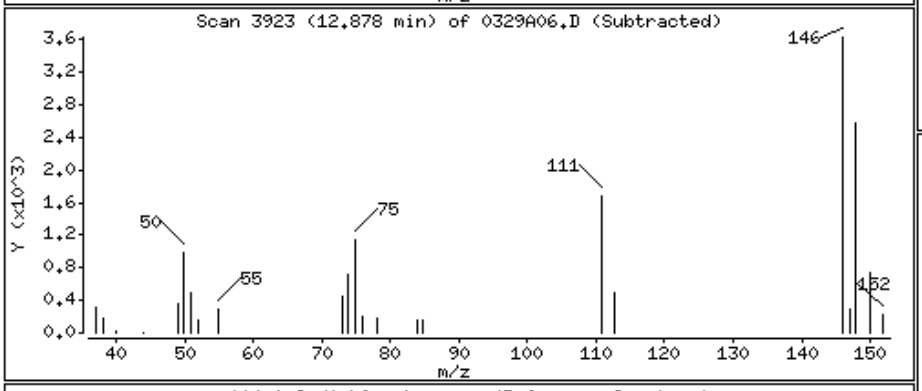

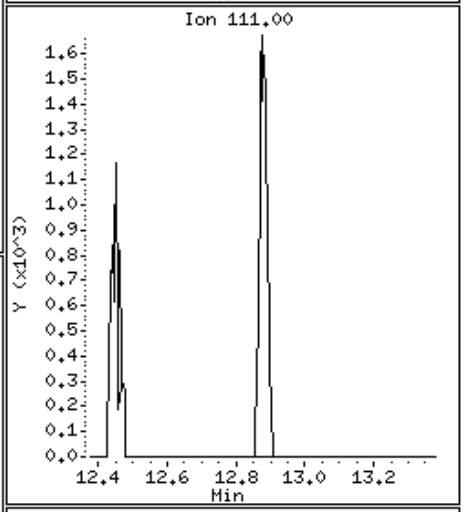

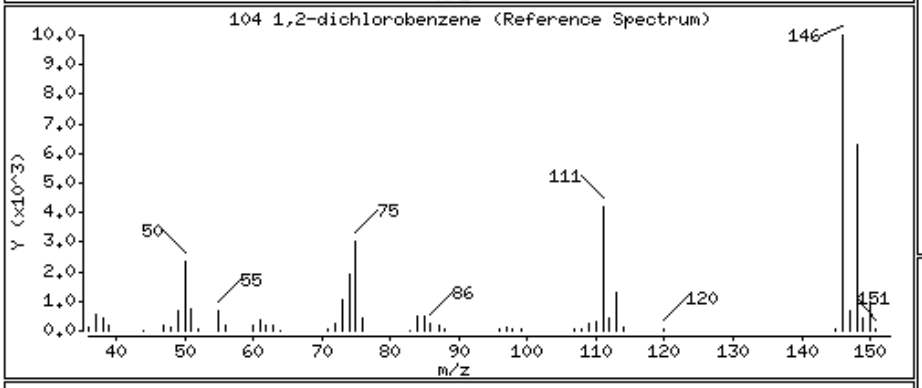

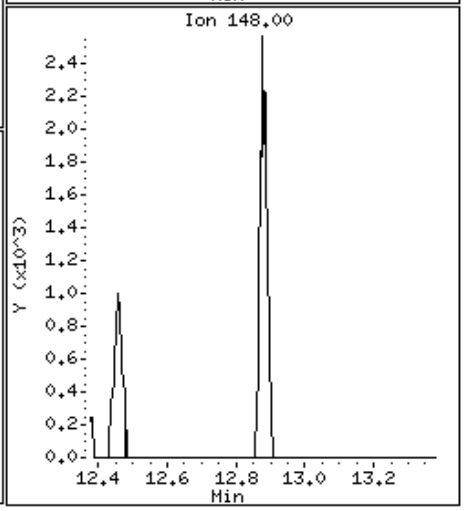

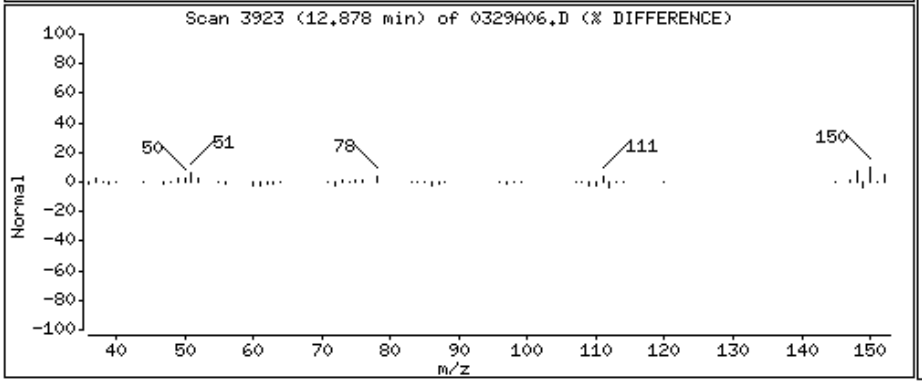

Alpha Analytical Labs

Manual Integration

Sample Info	: l1406036-31,31,10,,a wg678899,ical9333		
Instrument ID	: Voa101.i		
Method	: liq8260C.m		
File	: 0329A06.D		
Injection Date	: 29-MAR-2014 13:29		
Quantitation	: ISTD	Integrator :	HP RTE
Dilution Factor	: 1.00	Sample Type:	SAMPLE

This File has no version history.

//orgserv2/ff/chem/GCMSVOA/Voa101.i/140329.b/original/0329A06.D

Alpha Analytical Labs

gc/ms voa

Data file : \\orgserv2\ff\chem\GCMSVOA\Gonzo.i\140329.b\0329A06.D
Lab Smp Id:
Inj Date : 29-MAR-2014 13:46
Operator : MS Inst ID: Gonzo.i
Smp Info : l1406036-01,31,10,,a
Misc Info : wg678895,ical9343
Comment :
Method : \\orgserv2\ff\chem\GCMSVOA\Gonzo.i\140329.b\v10ml8260.m
Meth Date : 29-Mar-2014 12:08 pduczmalew Quant Type: ISTD
Cal Date : 25-MAR-2014 03:06 Cal File: 0324N12.D
Als bottle: 42
Dil Factor: 1.00000
Integrator: HP RTE Compound Sublist: NJTCL.sub
Target Version: 4.12
Processing Host: A1-001722

Concentration Formula: Amt * DF * CpndVariable
Cpnd Variable Local Compound Variable

	Compounds	QUANT SIG MASS	RT	EXP RT	REL RT	RESPONSE	CONCENTRATIONS ON-COLUMN (ngs)	CONCENTRATIONS FINAL (ngs)	REVIEW CODE
	1 dichlorodifluoromethane	85	Compound Not Detected.						
	2 chloromethane	50	Compound Not Detected.						
	3 vinyl chloride	62	Compound Not Detected.						
	4 bromomethane	94	Compound Not Detected.						
	5 chloroethane	64	Compound Not Detected.						
	6 trichlorofluoromethane	101	Compound Not Detected.						
	9 Freon 113	101	Compound Not Detected.						
	10 acetone	43	Compound Not Detected.						
	11 1,1,-dichloroethene	96	Compound Not Detected.						
	14 Methyl Acetate	43	Compound Not Detected.						
	15 methylene chloride	84	Compound Not Detected.						
	16 carbon disulfide	76	Compound Not Detected.						
	20 methyl tert butyl ether	73	Compound Not Detected.						
	22 trans-1,2-dichloroethene	96	Compound Not Detected.						
	24 1,1-dichloroethane	63	Compound Not Detected.						
	27 2-butanone	43	Compound Not Detected.						
	30 cis-1,2-dichloroethene	96	Compound Not Detected.						
	31 chloroform	83	7.829	7.836	(0.853)	20565	4.44049	4.440	
	32 bromochloromethane	128	Compound Not Detected.						
$	34 dibromofluoromethane	113	8.113	8.113	(0.884)	190643	93.7926	93.792	
	35 1,1,1-trichloroethane	97	Compound Not Detected.						
	36 Cyclohexane	56	Compound Not Detected.						
	38 carbontetrachloride	117	Compound Not Detected.						
$	40 1,2-dichloroethane-d4	65	8.762	8.755	(0.955)	271203	94.8545	94.854	
	41 1,2-dichloroethane	62	Compound Not Detected.						
	42 benzene	78	Compound Not Detected.						
*	43 fluorobenzene	96	9.175	9.175	(1.000)	826591	100.000		
	44 trichloroethene	95	9.716	9.716	(1.059)	7731	3.21610	3.216	
	46 methyl cyclohexane	83	Compound Not Detected.						

	Compounds	QUANT SIG MASS	RT	EXP RT	REL RT	RESPONSE	CONCENTRATIONS ON-COLUMN (ngs)	CONCENTRATIONS FINAL (ngs)	REVIEW CODE
	47 1,2-dichloropropane	63	Compound Not Detected.						
	48 bromodichloromethane	83	Compound Not Detected.						
	49 1,4-dioxane	88	Compound Not Detected.						
	52 4-methyl-2-pentanone	58	Compound Not Detected.						
	53 cis-1,3-dichloropropene	75	Compound Not Detected.						
$	55 toluene-d8	98	11.379	11.379	(0.834)	801171	98.2029	98.202	
	56 toluene	92	Compound Not Detected.						
	58 trans-1,3-dichloropropene	75	Compound Not Detected.						
	59 1,1,2-trichloroethane	83	Compound Not Detected.						
	60 2-hexanone	43	Compound Not Detected.						
	62 tetrachloroethene	166	Compound Not Detected.						
	63 chlorodibromomethane	129	Compound Not Detected.						
	64 1,2-dibromoethane	107	Compound Not Detected.						
*	65 chlorobenzene-d5	117	13.645	13.645	(1.000)	529804	100.000		
	66 chlorobenzene	112	Compound Not Detected.						
	68 ethyl benzene	91	Compound Not Detected.						
	69 p/m xylene	106	Compound Not Detected.						
	70 o xylene	106	Compound Not Detected.						
	71 styrene	104	Compound Not Detected.						
	72 isopropylbenzene	105	Compound Not Detected.						
	73 bromoform	173	Compound Not Detected.						
	75 1,1,2,2,-tetrachloroethane	83	Compound Not Detected.						
$	76 4-bromofluorobenzene	95	15.538	15.531	(0.890)	319359	105.244	105.244	
	89 1,3-dichlorobenzene	146	Compound Not Detected.						
*	90 1,4-dichlorobenzene-d4	152	17.465	17.465	(1.000)	229633	100.000		
	91 1,4-dichlorobenzene	146	Compound Not Detected.						
	94 1,2-dichlorobenzene	146	Compound Not Detected.						
	96 1,2-dibromo-3-chloropropane	75	Compound Not Detected.						
	98 1,2,4-trichlorobenzene	180	Compound Not Detected.						
	101 1,2,3-trichlorobenzene	180	Compound Not Detected.						

Alpha Analytical Labs

gc/ms voa

Data file : \\orgserv2\ff\chem\GCMSVOA\Gonzo.i\140329.b\0329A06.D
Lab Smp Id:
Inj Date : 29-MAR-2014 13:46
Operator : MS Inst ID: Gonzo.i
Smp Info : l1406036-01,31,10,,a
Misc Info : wg678895,ical9343
Comment :
Method : \\orgserv2\ff\chem\GCMSVOA\Gonzo.i\140329.b\v10ml8260.m
Meth Date : 29-Mar-2014 12:08 pduczmalew Quant Type: ISTD
Cal Date : 25-MAR-2014 03:06 Cal File: 0324N12.D
Als bottle: 42
Dil Factor: 1.00000
Integrator: HP RTE Compound Sublist: NJTCL.sub
Target Version: 4.12
Processing Host: A1-001722

- NO TENTATIVELY IDENTIFIED COMPOUNDS -

Alpha Analytical Labs

INTERNAL STANDARD COMPOUNDS
AREA AND RT SUMMARY

Instrument ID: Gonzo.i
Lab File ID: 0329A06.D
Lab Smp Id:
Analysis Type: VOA
Quant Type: ISTD
Operator: MS
Method File: \\orgserv2\ff\chem\GCMSVOA\Gonzo.i\140329.b\v10ml8260.m
Misc Info: wg678895,ical9343

Calibration Date: 29-MAR-2014
Calibration Time: 10:45
Level: LOW
Sample Type: WATER

Test Mode:
Use Last Continuing Calibrator.
If Continuing Cal. use Initial Cal. Level 3

COMPOUND	STANDARD	AREA LIMIT LOWER	AREA LIMIT UPPER	SAMPLE	%DIFF
43 fluorobenzene	854884	427442	1709768	826591	-3.31
65 chlorobenzene-d5	545961	272981	1091922	529804	-2.96
90 1,4-dichlorobenze	248041	124021	496082	229633	-7.42

COMPOUND	STANDARD	RT LIMIT LOWER	RT LIMIT UPPER	SAMPLE	%DIFF
43 fluorobenzene	9.18	8.68	9.68	9.18	0.00
65 chlorobenzene-d5	13.65	13.15	14.15	13.65	0.00
90 1,4-dichlorobenze	17.47	16.97	17.97	17.47	0.00

AREA UPPER LIMIT = +100% of internal standard area.
AREA LOWER LIMIT = - 50% of internal standard area.
RT UPPER LIMIT = + 0.50 minutes of internal standard RT.
RT LOWER LIMIT = - 0.50 minutes of internal standard RT.

Alpha Analytical Labs

RECOVERY REPORT

Client Name: Client SDG: SDGa00267
Sample Matrix: LIQUID Fraction: VOA
Lab Smp Id:
Level: LOW Operator: MS
Data Type: MS DATA SampleType: SAMPLE
SpikeList File: curveall.spk Quant Type: ISTD
Sublist File: NJTCL.sub
Method File: \\orgserv2\ff\chem\GCMSVOA\Gonzo.i\140329.b\v10ml8260.m
Misc Info: wg678895,ical9343

SURROGATE COMPOUND	AMOUNT ADDED ngs	AMOUNT RECOVERED ngs	% RECOVERED	LIMITS
$ 34 dibromofluorometha	100.000	93.792	93.79	70-130
$ 40 1,2-dichloroethane	100.000	94.854	94.85	70-130
$ 55 toluene-d8	100.000	98.202	98.20	70-130
$ 76 4-bromofluorobenze	100.000	105.244	105.24	70-130

Data File: \\orgserv2\ff\chem\GCMSVOA\Gonzo.i\140329.b\0329A06.D
Date : 29-MAR-2014 13:46
Client ID:
Sample Info: 11406036-01,31,10,,a
Purge Volume: 10.0
Column phase: Rtx-502.2

Instrument: Gonzo.i
Operator: MS
Column diameter: 0.18

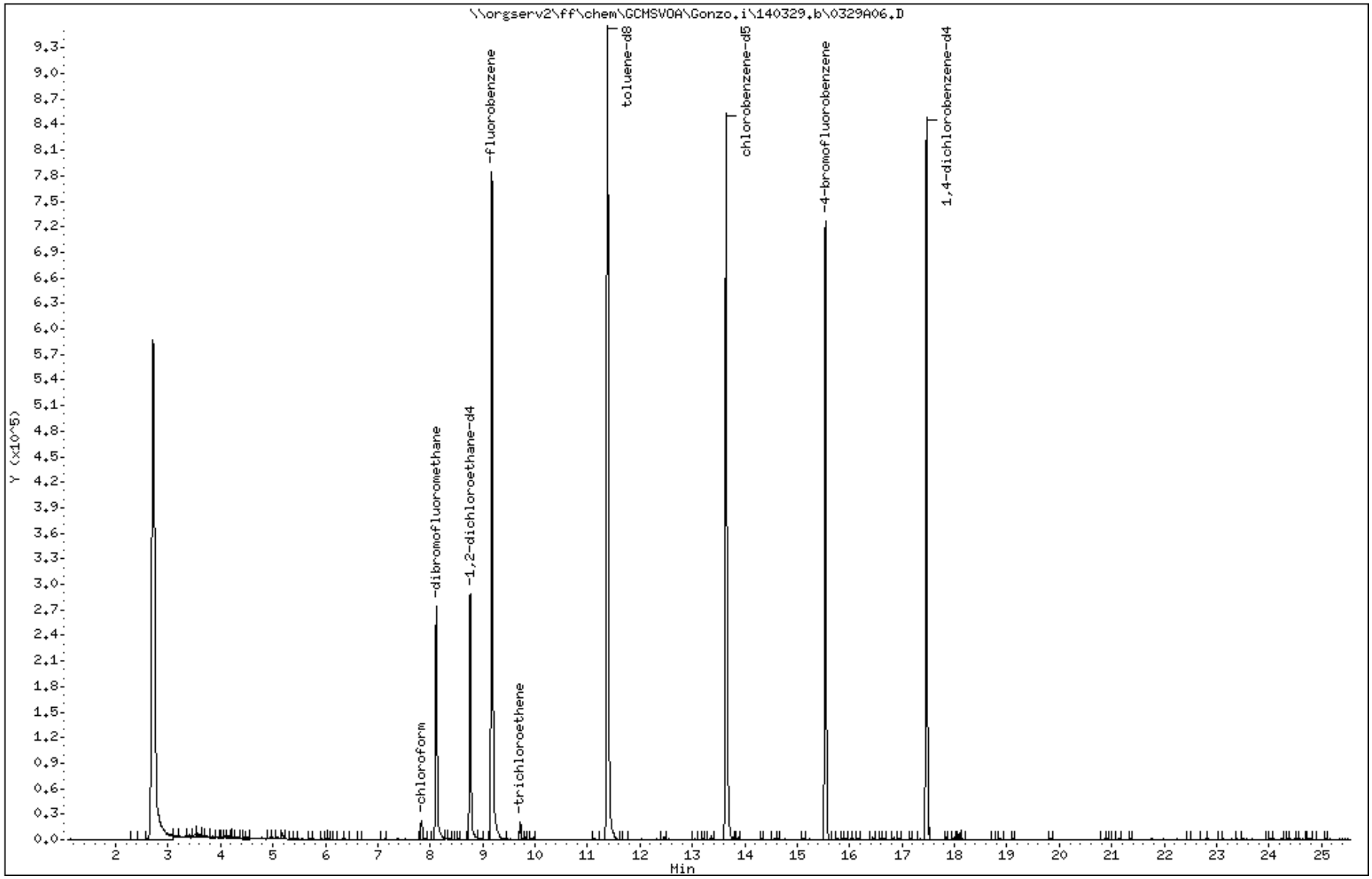

Data File: \\orgserv2\ff\chem\GCMSVOA\Gonzo.i\140329.b\0329A06.D

Date : 29-MAR-2014 13:46

Client ID:

Instrument: Gonzo.i

Sample Info: 11406036-01,31,10,,a

Purge Volume: 10.0

Operator: MS

Column phase: Rtx-502.2

Column diameter: 0.18

31 chloroform

Concentration: 4.440 ngs

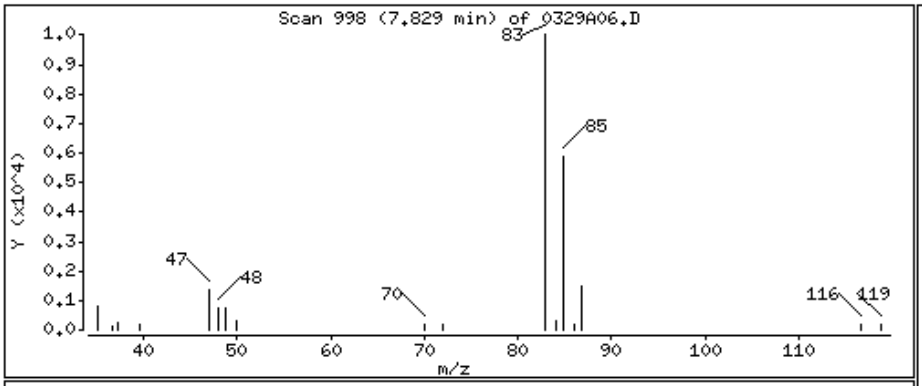

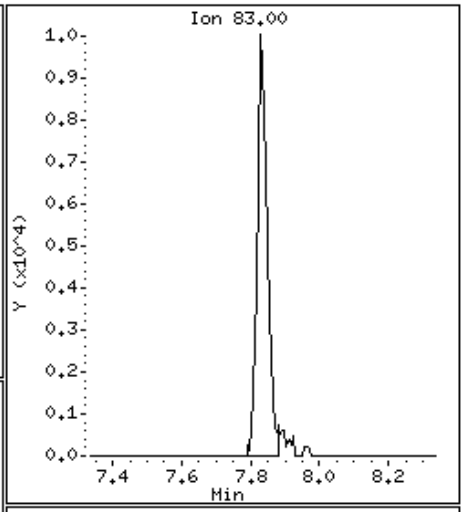

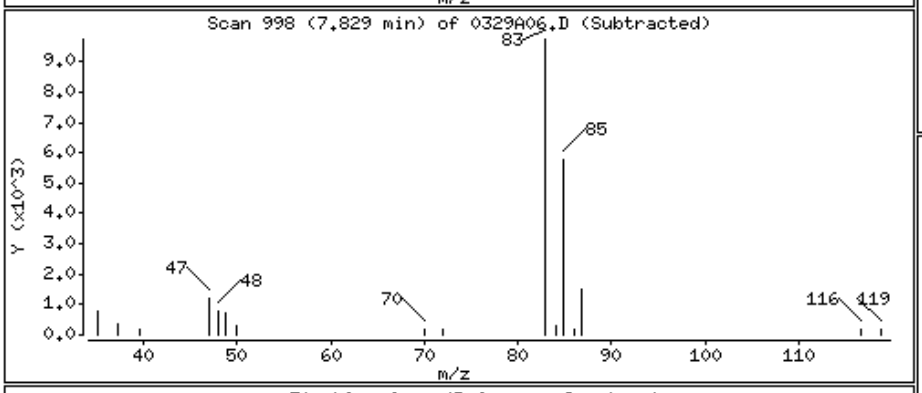

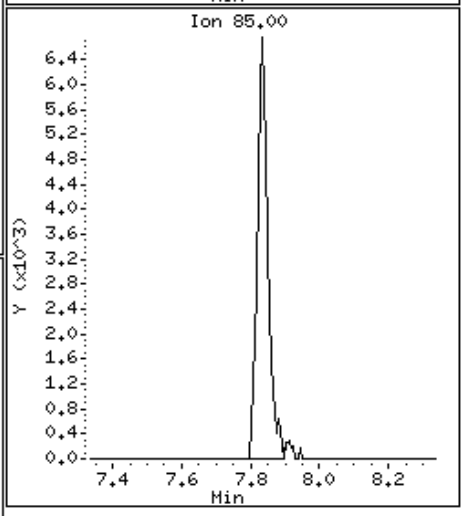

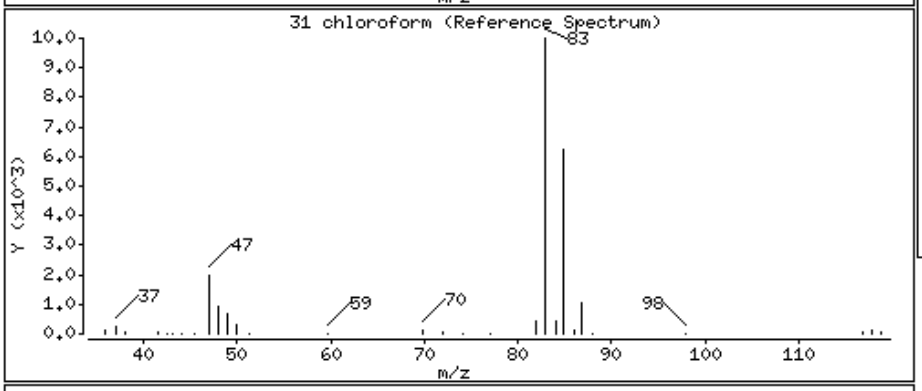

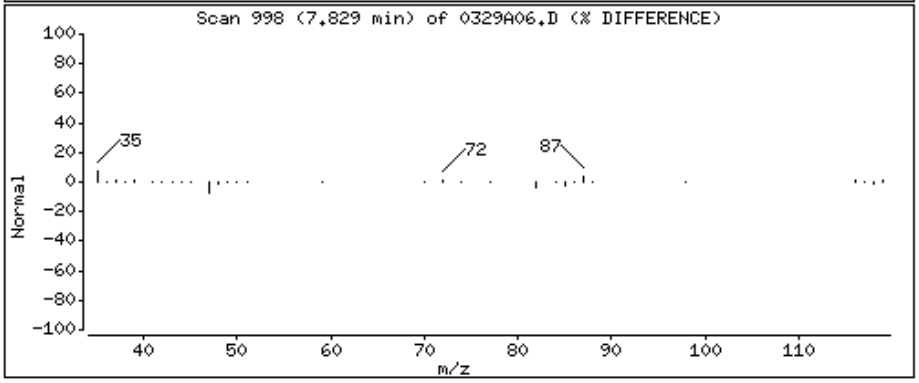

Data File: \\orgserv2\ff\chem\GCMSVOA\Gonzo.i\140329.b\0329A06.D

Date : 29-MAR-2014 13:46

Client ID:

Instrument: Gonzo.i

Sample Info: l1406036-01,31,10,,a

Purge Volume: 10.0

Operator: MS

Column phase: Rtx-502.2

Column diameter: 0.18

44 trichloroethene

Concentration: 3.216 ngs

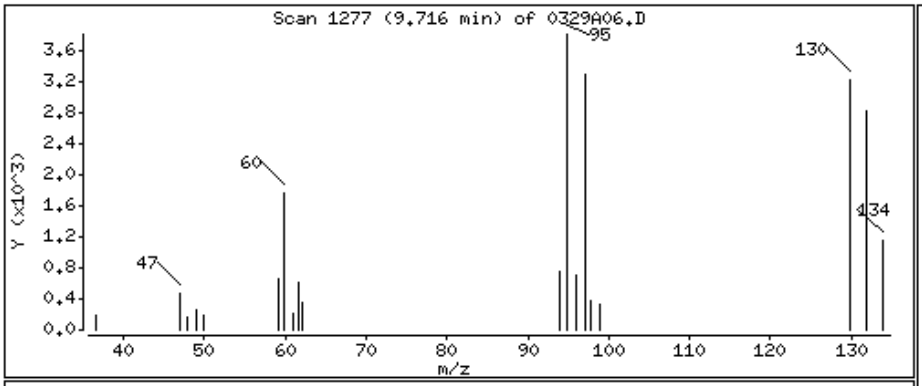

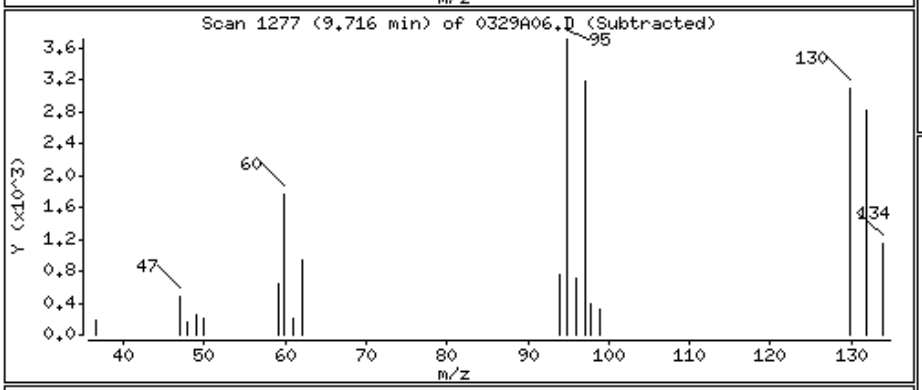

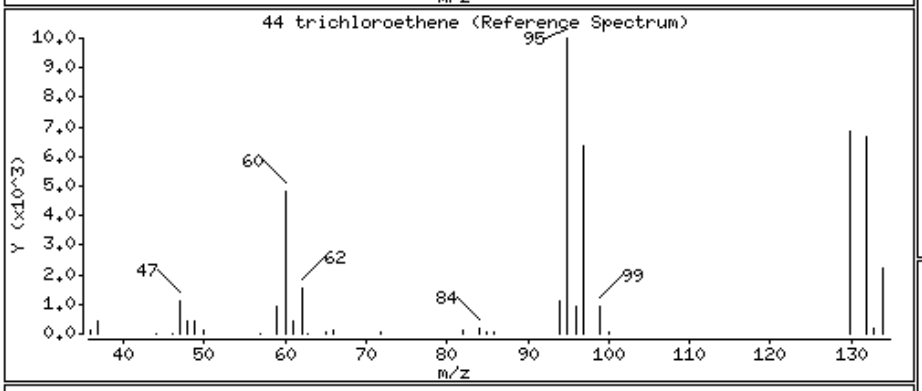

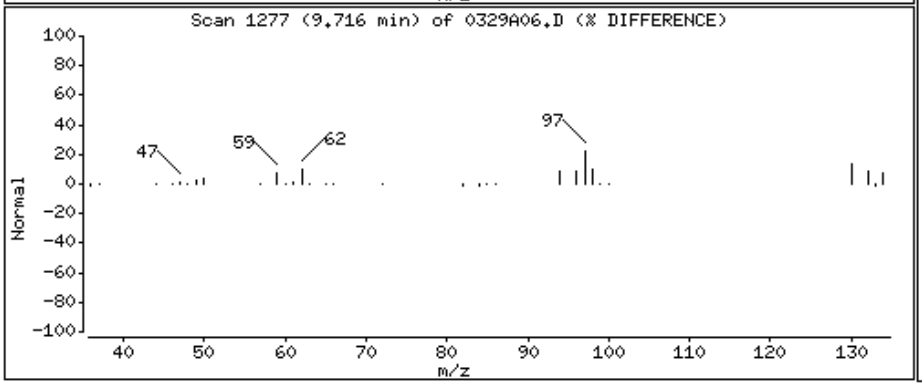

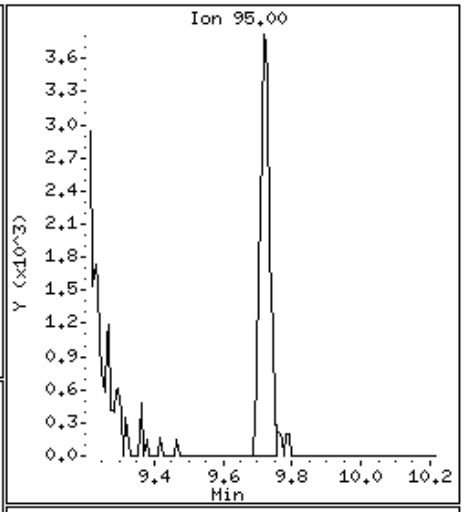

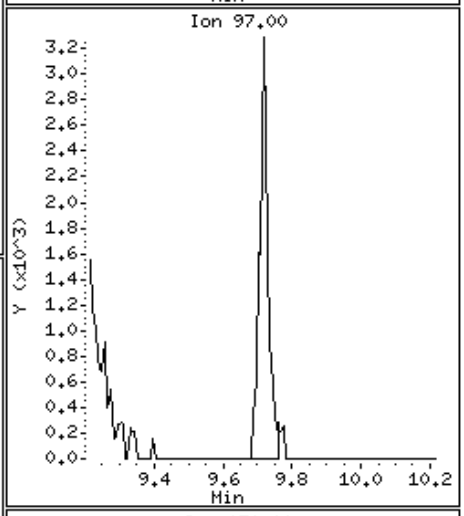

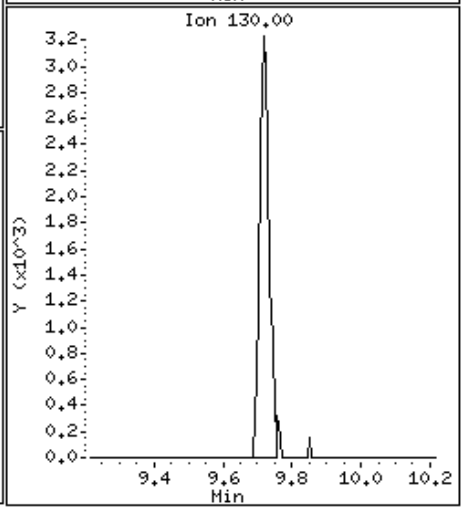

Alpha Analytical Labs

Manual Integration

Sample Info	: l1406036-01,31,10,,a wg678895,ical9343		
Instrument ID	: Gonzo.i		
Method	: v10ml8260.m		
File	: 0329A06.D		
Injection Date	: 29-MAR-2014 13:46		
Quantitation	: ISTD	Integrator :	HP RTE
Dilution Factor	: 1.00	Sample Type:	SAMPLE

This File has no version history.

//orgserv2/ff/chem/GCMSVOA/Gonzo.i/140329.b/original/0329A06.D

Alpha Analytical Labs

gc/ms voa - VOA101

Data file : \\orgserv2\ff\chem\GCMSVOA\Voa101.i\140329.b\0329A07.D
Lab Smp Id:
Inj Date : 29-MAR-2014 13:57
Operator : MS Inst ID: Voa101.i
Smp Info : l1406036-32,31,10,,a
Misc Info : wg678899,ical9333
Comment :
Method : \\orgserv2\ff\chem\GCMSVOA\Voa101.i\140329.b\liq8260C.m
Meth Date : 29-Mar-2014 15:20 ppaveglio Quant Type: ISTD
Cal Date : 24-MAR-2014 14:57 Cal File: 0324A12.D
Als bottle: 7
Dil Factor: 1.00000
Integrator: HP RTE Compound Sublist: NJTCL.sub
Target Version: 4.12
Processing Host: A1-001722

Concentration Formula: Amt * DF * CpndVariable
Cpnd Variable Local Compound Variable

	Compounds	QUANT SIG MASS	RT	EXP RT	REL RT	RESPONSE	CONCENTRATIONS ON-COLUMN (ngs)	CONCENTRATIONS FINAL (ngs)	REVIEW CODE
	1 dichlorodifluoromethane	85	Compound Not Detected.						
	2 chloromethane	50	Compound Not Detected.						
	3 vinyl chloride	62	Compound Not Detected.						
	4 bromomethane	94	Compound Not Detected.						
	5 chloroethane	64	Compound Not Detected.						
	6 trichlorofluoromethane	101	Compound Not Detected.						
	8 1,1,-dichloroethene	96	Compound Not Detected.						
	11 freon-113	101	Compound Not Detected.						
	10 carbon disulfide	76	Compound Not Detected.						
	14 methylene chloride	84	Compound Not Detected.						
	15 acetone	43	3.738	3.735	(0.600)	8561	58.4272	58.427(M)	M1
	16 trans-1,2-dichloroethene	96	Compound Not Detected.						
	17 Methyl Acetate	43	Compound Not Detected.						
	18 methyl tert butyl ether	73	Compound Not Detected.						
	22 1,1-dichloroethane	63	Compound Not Detected.						
	27 cis-1,2-dichloroethene	96	4.959	4.959	(0.796)	886	1.31244	1.312(QM)	M1
	29 bromochloromethane	128	Compound Not Detected.						
	30 Cyclohexane	56	Compound Not Detected.						
	31 chloroform	83	5.226	5.223	(0.839)	2420	2.18551	2.185(QM)	M1
	33 carbontetrachloride	117	Compound Not Detected.						
$	36 dibromofluoromethane	113	5.405	5.405	(0.868)	55004	106.758	106.758	
	37 1,1,1-trichloroethane	97	Compound Not Detected.						
	38 2-butanone	43	Compound Not Detected.						
	40 benzene	78	Compound Not Detected.						
$	42 1,2-dichloroethane-d4	65	5.944	5.941	(0.954)	62305	109.069	109.069	
	43 1,2-dichloroethane	62	Compound Not Detected.						
*	45 flourobenzene	96	6.230	6.227	(1.000)	196579	100.000		
	49 trichloroethene	95	6.407	6.401	(1.028)	7199	11.0022	11.002	
	46 methyl cyclohexane	83	Compound Not Detected.						

	Compounds	QUANT SIG MASS	RT	EXP RT	REL RT	RESPONSE	CONCENTRATIONS ON-COLUMN (ngs)	CONCENTRATIONS FINAL (ngs)	REVIEW CODE
	52 1,2-dichloropropane	63	Compound Not Detected.						
	53 bromodichloromethane	83	Compound Not Detected.						
	56 1,4-Dioxane	88	Compound Not Detected.						
	58 cis-1,3-dichloropropene	75	Compound Not Detected.						
$	59 toluene-d8	98	7.933	7.933	(0.810)	193142	92.0540	92.053	
	60 toluene	92	Compound Not Detected.						
	62 4-methyl-2-pentanone	58	Compound Not Detected.						
	63 tetrachloroethene	166	Compound Not Detected.						
	64 trans-1,3-dichloropropene	75	Compound Not Detected.						
	68 1,1,2-trichloroethane	83	Compound Not Detected.						
	69 chlorodibromomethane	129	Compound Not Detected.						
	71 1,2-dibromoethane	107	Compound Not Detected.						
	73 2-hexanone	43	Compound Not Detected.						
*	74 chlorobenzene-d5	117	9.789	9.786	(1.000)	155556	100.000		
	75 chlorobenzene	112	Compound Not Detected.						
	76 ethyl benzene	91	Compound Not Detected.						
	78 p/m xylene	106	Compound Not Detected.						
	79 o xylene	106	Compound Not Detected.						
	80 styrene	104	Compound Not Detected.						
	81 bromoform	173	Compound Not Detected.						
	82 isopropylbenzene	105	Compound Not Detected.						
$	83 4-bromofluorobenzene	95	11.251	11.251	(0.904)	71555	102.220	102.219	
	88 1,1,2,2,-tetrachloroethane	83	Compound Not Detected.						
	99 1,3-dichlorobenzene	146	Compound Not Detected.						
*	100 1,4-dichlorobenzene-d4	152	12.444	12.441	(1.000)	67697	100.000		(Q)
	101 1,4-dichlorobenzene	146	Compound Not Detected.						
	104 1,2-dichlorobenzene	146	Compound Not Detected.						
	106 1,2-dibromo-3-chloropropane	75	Compound Not Detected.						
	109 1,2,4-trichlorobenzene	180	Compound Not Detected.						
	111 1,2,3-trichlorobenzene	180	Compound Not Detected.						

QC Flag Legend

Q - Qualifier signal failed the ratio test.
M - Compound response manually integrated.

Alpha Analytical Labs

gc/ms voa - VOA101

Data file : \\orgserv2\ff\chem\GCMSVOA\Voa101.i\140329.b\0329A07.D
Lab Smp Id:
Inj Date : 29-MAR-2014 13:57
Operator : MS Inst ID: Voa101.i
Smp Info : l1406036-32,31,10,,a
Misc Info : wg678899,ical9333
Comment :
Method : \\orgserv2\ff\chem\GCMSVOA\Voa101.i\140329.b\liq8260C.m
Meth Date : 29-Mar-2014 15:20 ppaveglio Quant Type: ISTD
Cal Date : 24-MAR-2014 14:57 Cal File: 0324A12.D
Als bottle: 7
Dil Factor: 1.00000
Integrator: HP RTE Compound Sublist: NJTCL.sub
Target Version: 4.12
Processing Host: A1-001722

- NO TENTATIVELY IDENTIFIED COMPOUNDS -

Alpha Analytical Labs

INTERNAL STANDARD COMPOUNDS
AREA AND RT SUMMARY

Instrument ID: Voa101.i
Lab File ID: 0329A07.D
Lab Smp Id:
Analysis Type: VOA
Quant Type: ISTD
Operator: MS
Method File: \\orgserv2\ff\chem\GCMSVOA\Voa101.i\140329.b\liq8260C.m
Misc Info: wg678899,ical9333

Calibration Date: 29-MAR-2014
Calibration Time: 11:27
Level: LOW
Sample Type: WATER

Test Mode:
Use Last Continuing Calibrator.
If Continuing Cal. use Initial Cal. Level 3

		AREA LIMIT			
COMPOUND	STANDARD	LOWER	UPPER	SAMPLE	%DIFF
45 flourobenzene	220923	110462	441846	196579	-11.02
74 chlorobenzene-d5	175802	87901	351604	155556	-11.52
100 1,4-dichlorobenze	84508	42254	169016	67697	-19.89

		RT LIMIT			
COMPOUND	STANDARD	LOWER	UPPER	SAMPLE	%DIFF
45 flourobenzene	6.23	5.73	6.73	6.23	0.05
74 chlorobenzene-d5	9.79	9.29	10.29	9.79	0.03
100 1,4-dichlorobenze	12.44	11.94	12.94	12.44	0.02

AREA UPPER LIMIT = +100% of internal standard area.
AREA LOWER LIMIT = - 50% of internal standard area.
RT UPPER LIMIT = + 0.50 minutes of internal standard RT.
RT LOWER LIMIT = - 0.50 minutes of internal standard RT.

Alpha Analytical Labs

RECOVERY REPORT

Client Name: Client SDG: SDGa00307
Sample Matrix: LIQUID Fraction: VOA
Lab Smp Id:
Level: LOW Operator: MS
Data Type: MS DATA SampleType: SAMPLE
SpikeList File: curveallim.spk Quant Type: ISTD
Sublist File: NJTCL.sub
Method File: \\orgserv2\ff\chem\GCMSVOA\Voa101.i\140329.b\liq8260C.m
Misc Info: wg678899,ical9333

SURROGATE COMPOUND	AMOUNT ADDED ngs	AMOUNT RECOVERED ngs	% RECOVERED	LIMITS
$ 36 dibromofluorometha	100.000	106.758	106.76	70-130
$ 42 1,2-dichloroethane	100.000	109.069	109.07	70-130
$ 59 toluene-d8	100.000	92.053	92.05	70-130
$ 83 4-bromofluorobenze	100.000	102.219	102.22	70-130

Data File: \\orgserv2\ff\chem\GCMSVOA\Voa101.i\140329.b\0329A07.D
Date : 29-MAR-2014 13:57
Client ID:
Sample Info: 11406036-32,31,10,,a
Purge Volume: 10.0
Column phase:

Instrument: Voa101.i
Operator: MS
Column diameter: 0.18

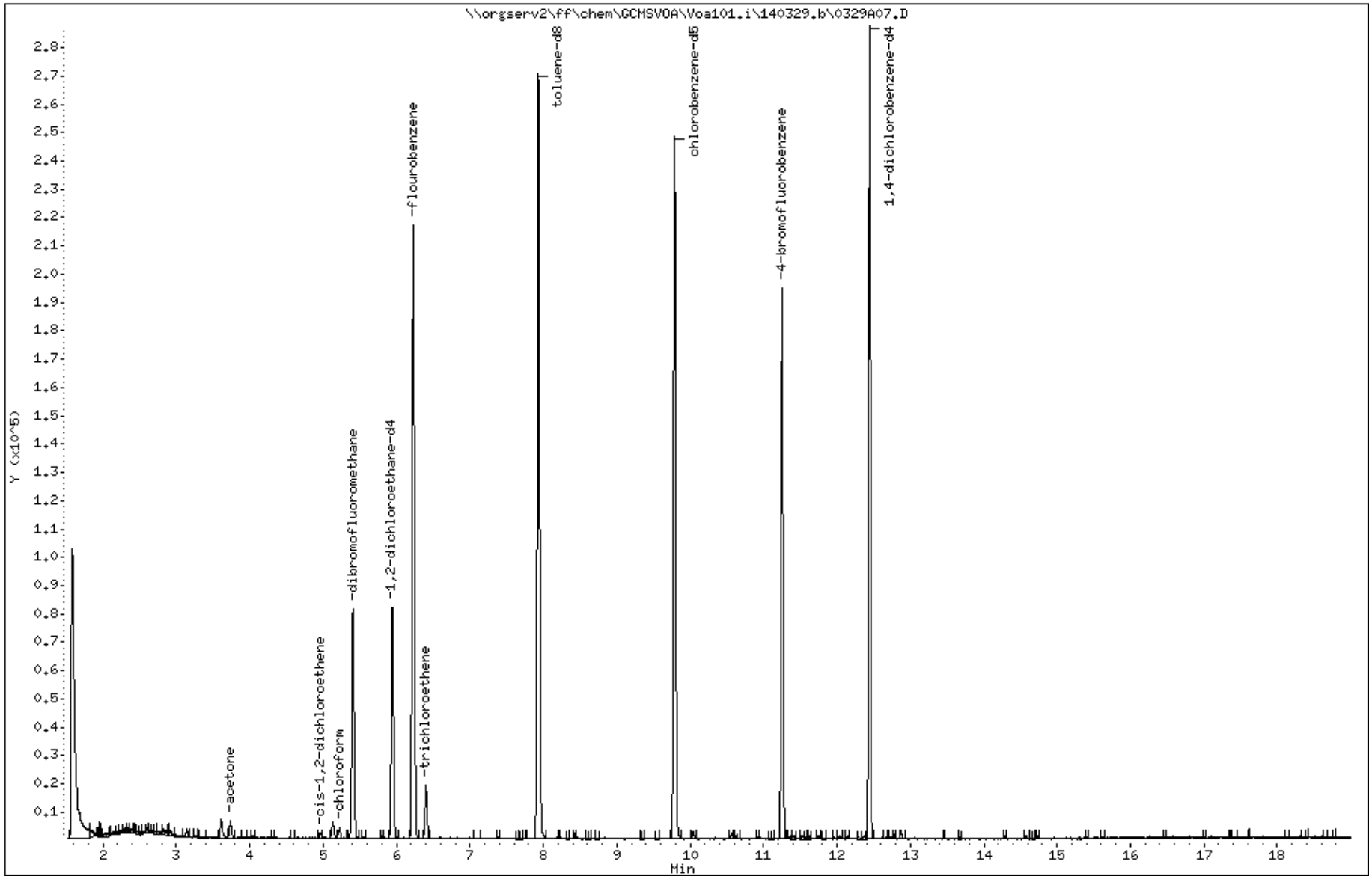

Data File: \\orgserv2\ff\chem\GCMSVOA\Voa101.i\140329.b\0329A07.D

Date : 29-MAR-2014 13:57

Client ID:

Instrument: Voa101.i

Sample Info: 11406036-32,31,10,,a

Purge Volume: 10.0

Operator: MS

Column phase:

Column diameter: 0.18

15 acetone

Concentration: 58.427 ngs

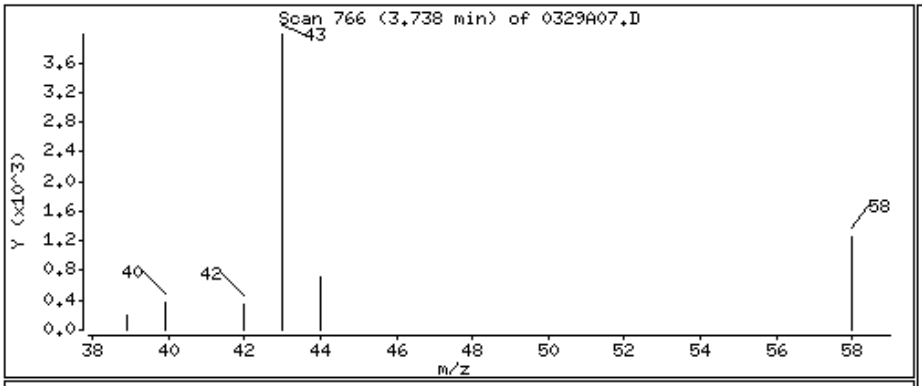

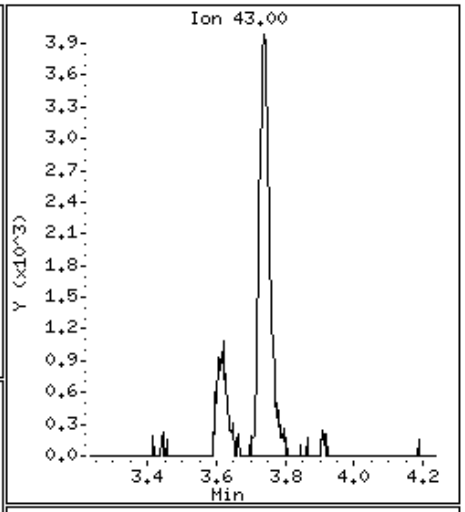

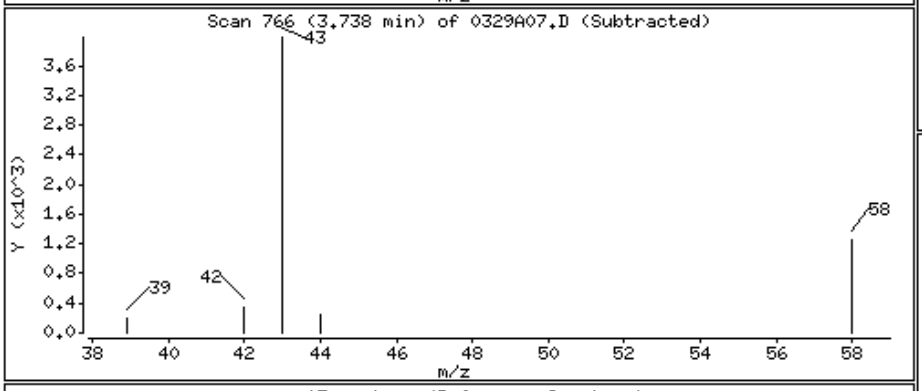

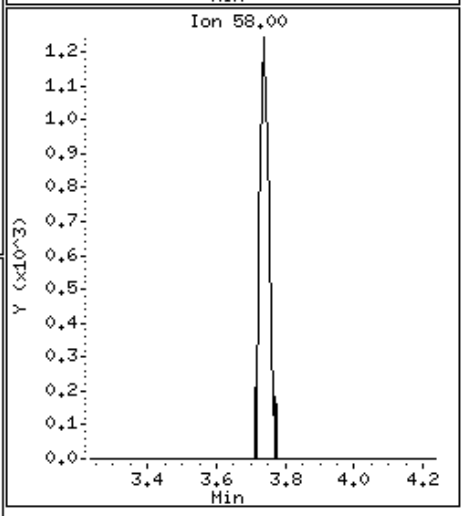

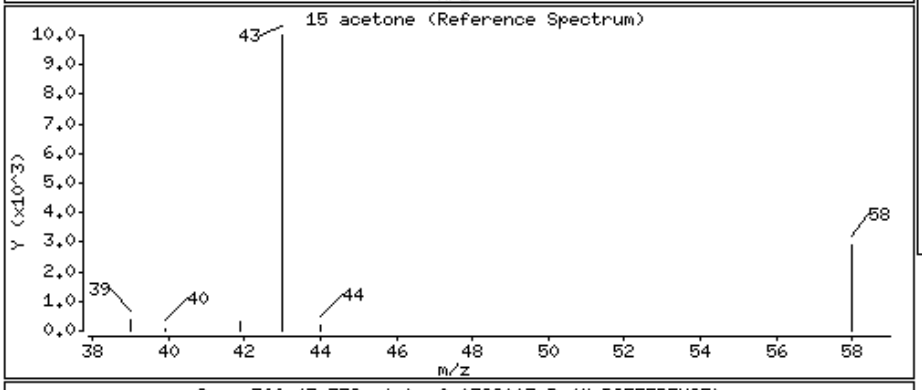

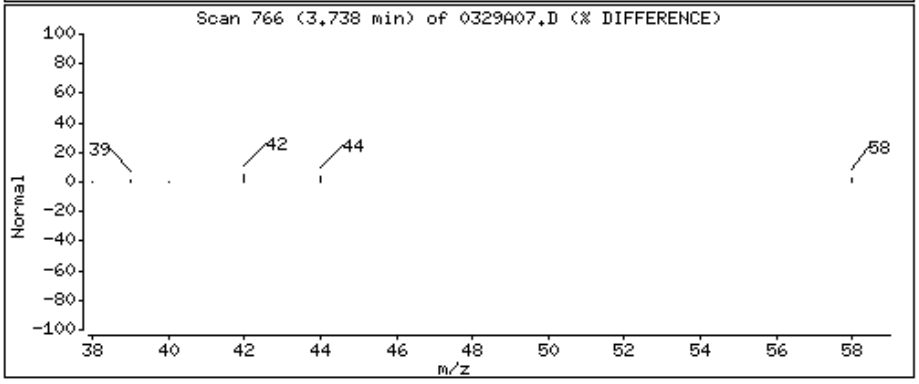

Data File: \\orgserv2\ff\chem\GCMSVOA\Voa101.i\140329.b\0329A07.D

Date : 29-MAR-2014 13:57

Client ID:

Instrument: Voa101.i

Sample Info: 11406036-32,31,10,,a

Purge Volume: 10.0

Operator: MS

Column phase:

Column diameter: 0.18

27 cis-1,2-dichloroethene

Concentration: 1.312 ngs

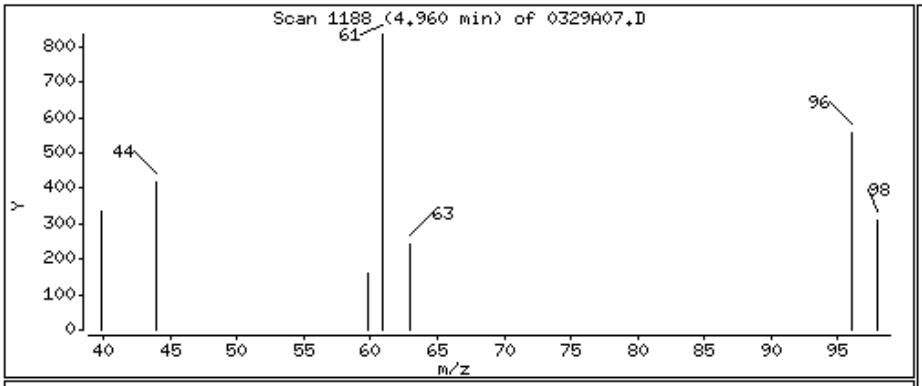

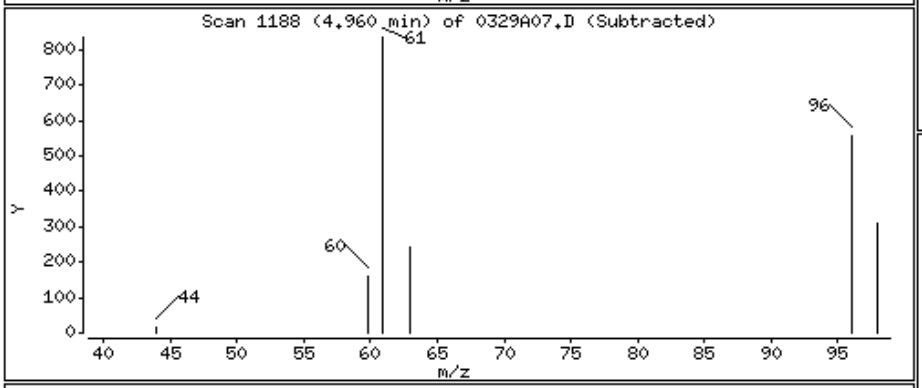

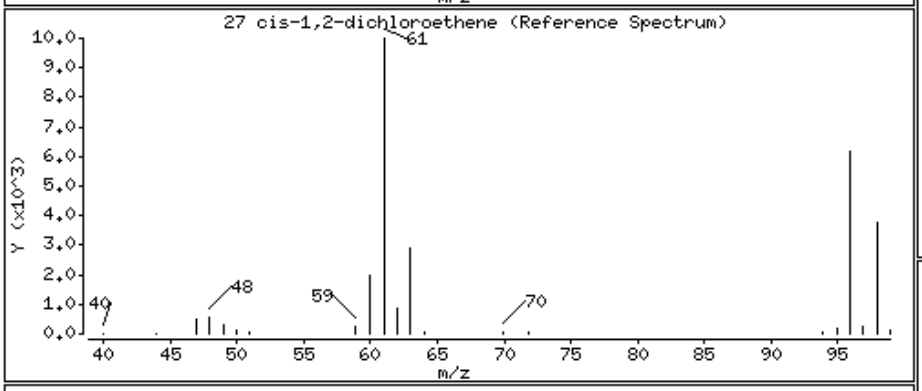

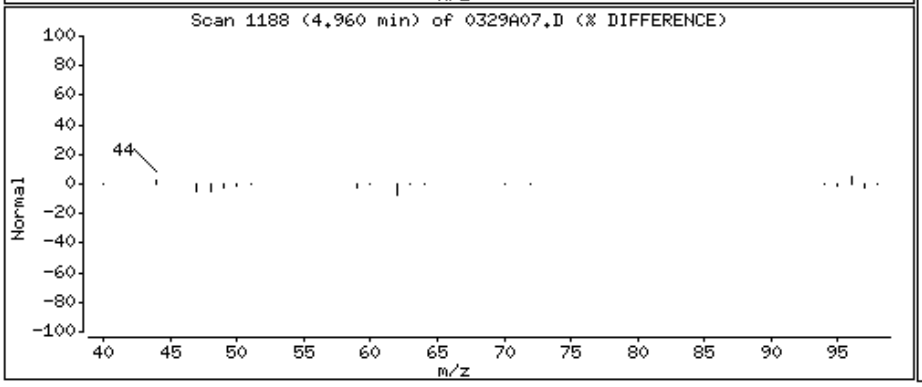

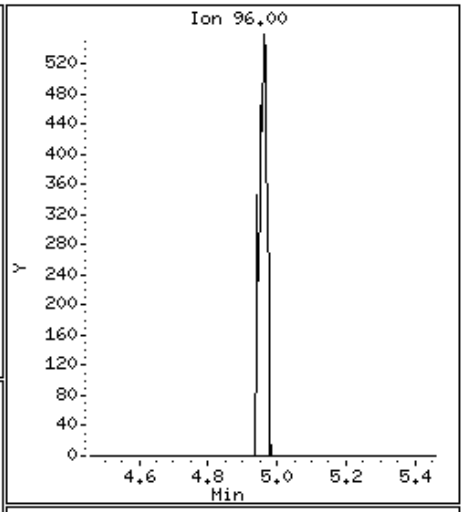

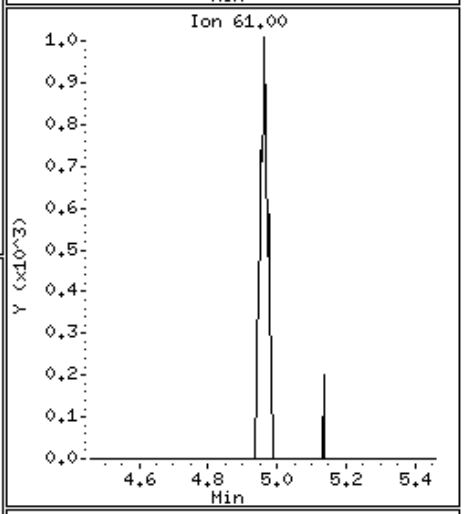

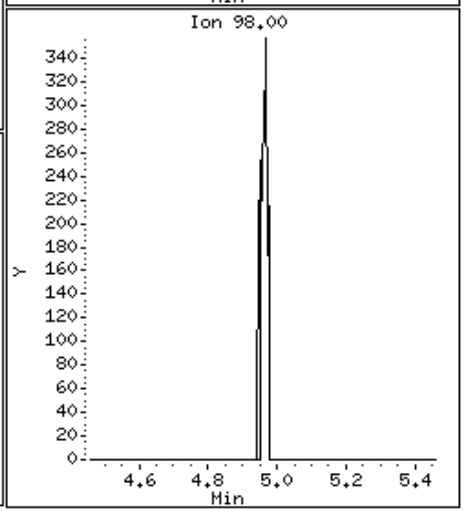

Data File: \\orgserv2\ff\chem\GCMSVOA\Voa101.i\140329.b\0329A07.D

Date : 29-MAR-2014 13:57

Client ID:

Instrument: Voa101.i

Sample Info: 11406036-32,31,10,,a

Purge Volume: 10.0

Operator: MS

Column phase:

Column diameter: 0.18

31 chloroform

Concentration: 2.185 ngs

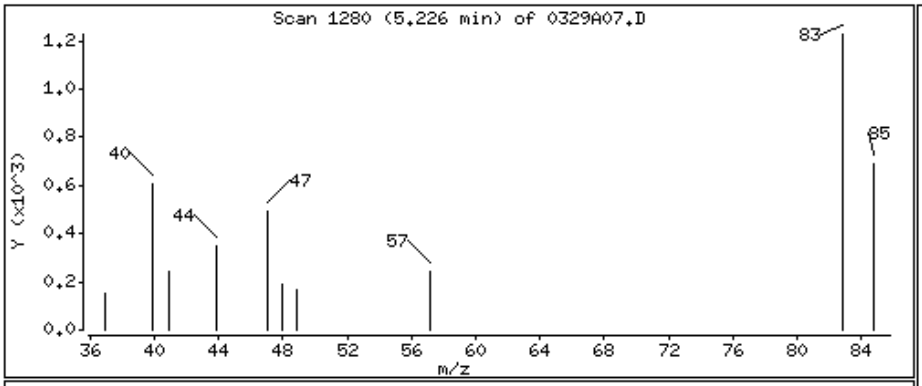

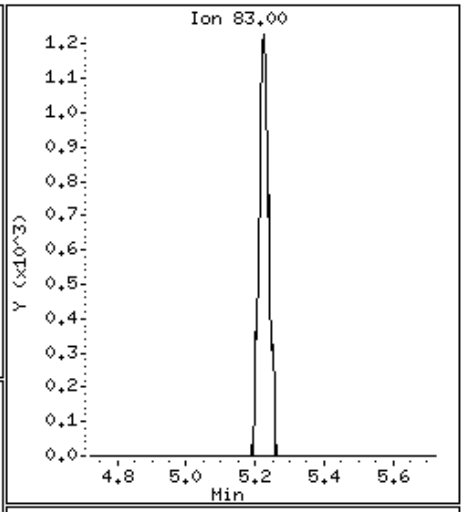

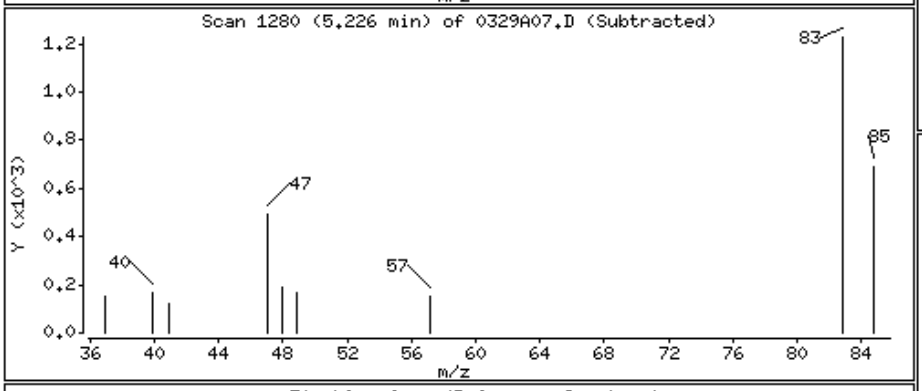

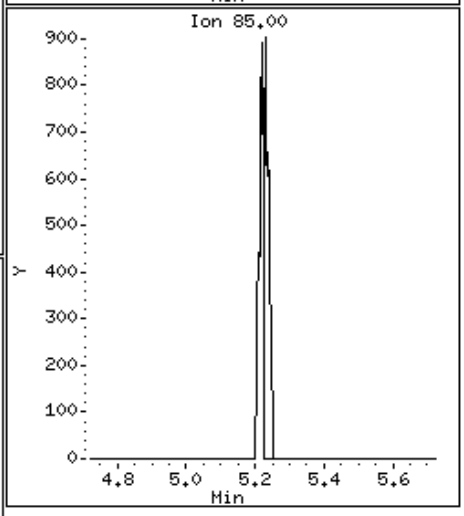

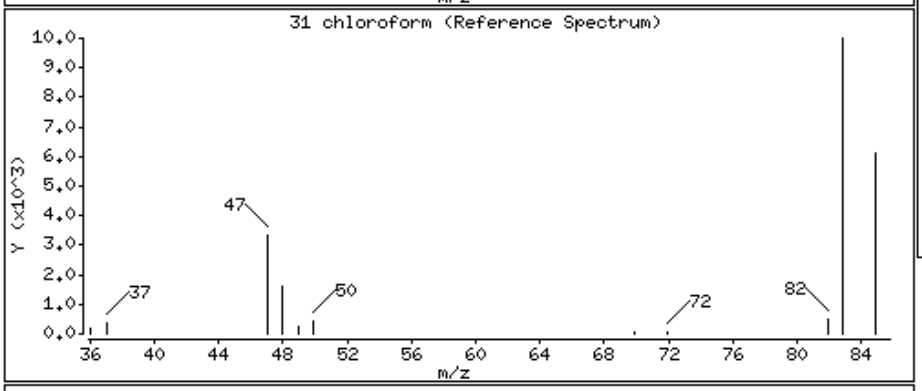

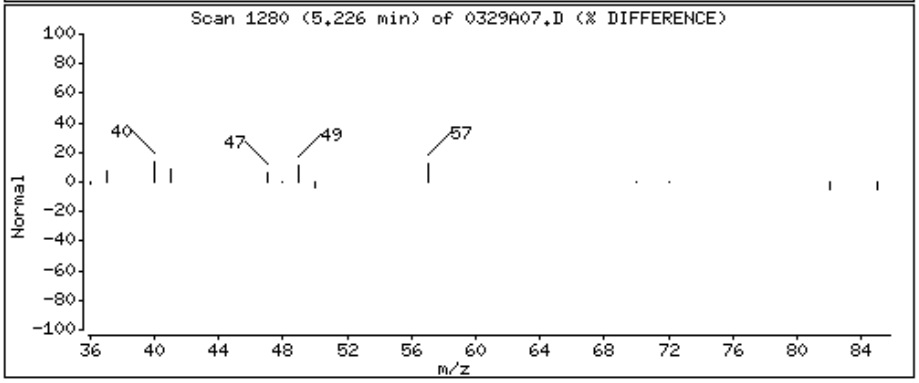

Data File: \\orgserv2\ff\chem\GCMSVOA\Voa101.i\140329.b\0329A07.D

Date : 29-MAR-2014 13:57

Client ID:

Instrument: Voa101.i

Sample Info: 11406036-32,31,10,,a

Purge Volume: 10.0

Operator: MS

Column phase:

Column diameter: 0.18

49 trichloroethene

Concentration: 11.002 ngs

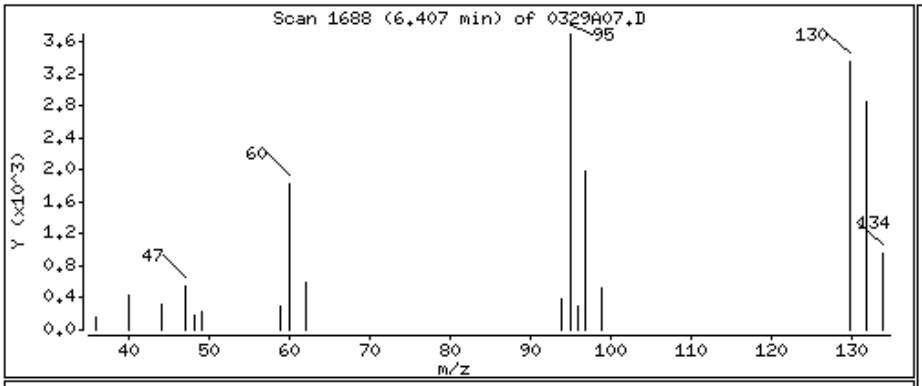

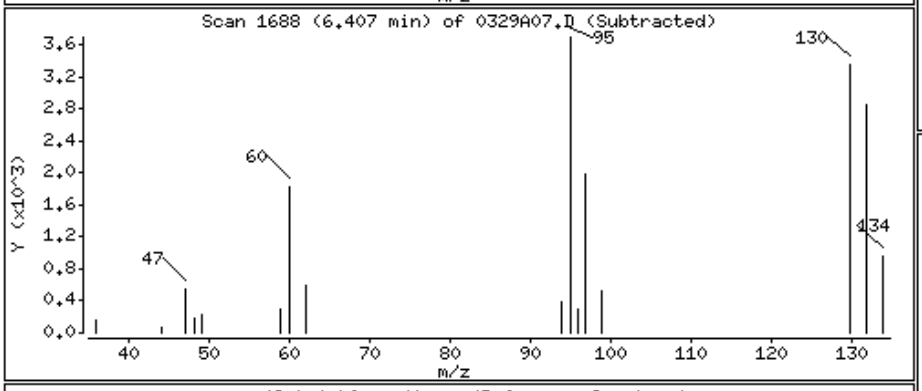

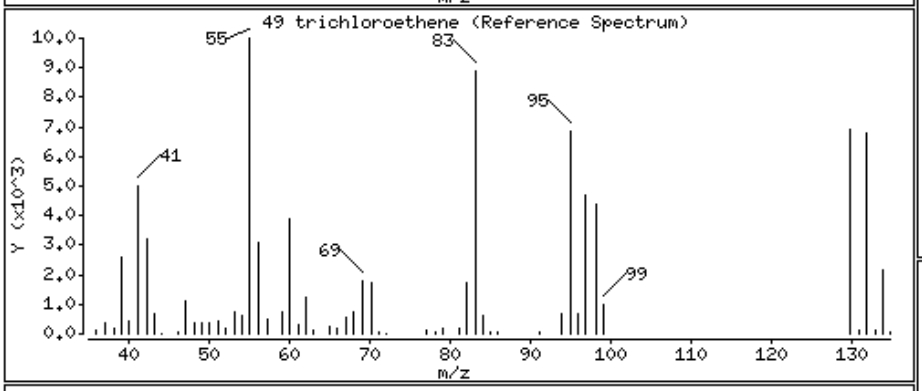

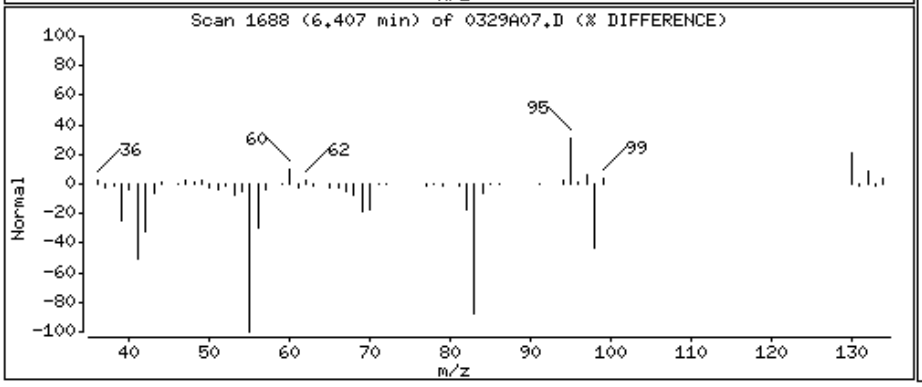

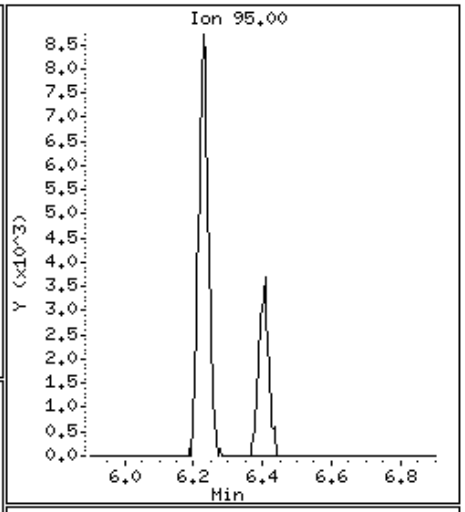

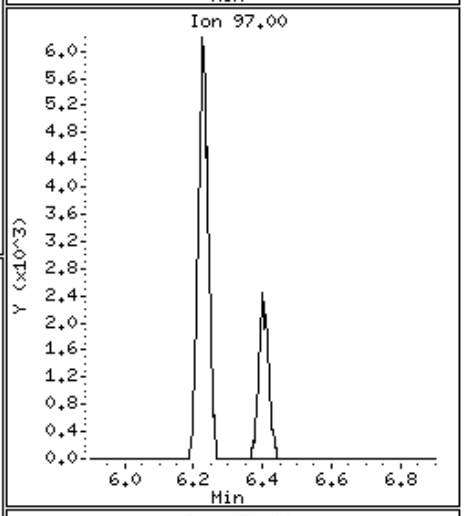

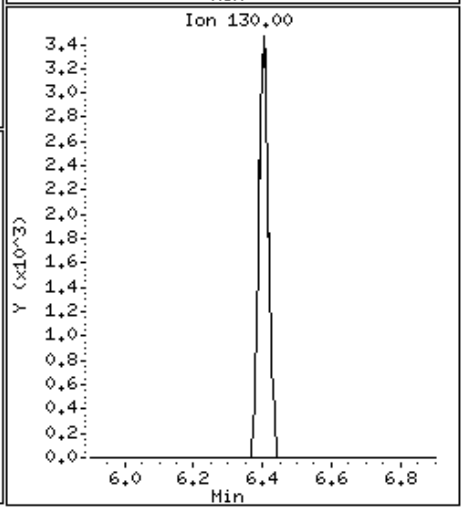

Alpha Analytical Labs

Manual Integration

Sample Info	: l1406036-32,31,10,,a wg678899,ical9333		
Instrument ID	: Voa101.i		
Method	: liq8260C.m		
File	: 0329A07.D		
Injection Date	: 29-MAR-2014 13:57		
Quantitation	: ISTD	Integrator : HP RTE	
Dilution Factor	: 1.00	Sample Type: SAMPLE	

This File has no version history.

//orgserv2/ff/chem/GCMSVOA/Voa101.i/140329.b/original/0329A07.D

Alpha Analytical Labs

gc/ms voa - Elaine

Data file : \\Orgserv2\ff\chem\GCMSVOA\Elaine.i\140329.b\0329A07.D
Lab Smp Id:
Inj Date : 29-MAR-2014 14:08
Operator : PD Inst ID: Elaine.i
Smp Info : l1406036-15,31,10,,a
Misc Info : wg678962,ical9341
Comment :
Method : \\Orgserv2\ff\chem\GCMSVOA\Elaine.i\140329.b\liq8260C.m
Meth Date : 30-Mar-2014 21:28 pduczmalew Quant Type: ISTD
Cal Date : 24-MAR-2014 23:22 Cal File: 0324A06.D
Als bottle: 1
Dil Factor: 1.00000
Integrator: HP RTE Compound Sublist: NJTCL.sub
Target Version: 4.12
Processing Host: VIRTUALXP-76524

Concentration Formula: Amt * DF * CpndVariable
Cpnd Variable Local Compound Variable

	Compounds	QUANT SIG MASS	RT	EXP RT	REL RT	RESPONSE	CONCENTRATIONS ON-COLUMN (ngs)	FINAL (ngs)	REVIEW CODE
	1 dichlorodifluoromethane	85	Compound Not Detected.						
	2 chloromethane	50	Compound Not Detected.						
	3 vinyl chloride	62	Compound Not Detected.						
	4 bromomethane	94	Compound Not Detected.						
	5 chloroethane	64	Compound Not Detected.						
	6 trichlorofluoromethane	101	Compound Not Detected.						
	9 freon-113	101	4.325	4.335	(0.479)	2969	7.65488	7.654	
	10 acetone	43	4.377	4.377	(0.485)	2935	30.9662	30.966	
	11 1,1,-dichloroethene	96	Compound Not Detected.						
	13 Methyl Acetate	43	Compound Not Detected.						
	14 methylene chloride	84	Compound Not Detected.						
	15 carbon disulfide	76	Compound Not Detected.						
	17 methyl tert butyl ether	73	Compound Not Detected.						
	19 trans-1,2-dichloroethene	96	Compound Not Detected.						
	23 1,1-dichloroethane	63	Compound Not Detected.						
	26 2-butanone	43	Compound Not Detected.						
	29 cis-1,2-dichloroethene	96	Compound Not Detected.						
	30 chloroform	83	7.469	7.469	(0.827)	2705	3.40646	3.406	
	31 bromochloromethane	128	Compound Not Detected.						
$	34 dibromofluoromethane	113	7.786	7.786	(0.862)	38575	96.1927	96.192	
	36 1,1,1-trichloroethane	97	Compound Not Detected.						
	37 Cyclohexane	56	Compound Not Detected.						
	39 carbontetrachloride	117	Compound Not Detected.						
$	41 1,2-dichloroethane-d4	65	8.535	8.535	(0.945)	48693	101.032	101.031	
	42 1,2-dichloroethane	62	Compound Not Detected.						
	43 benzene	78	Compound Not Detected.						
*	45 flourobenzene	96	9.031	9.031	(1.000)	173373	100.000		
	47 trichloroethene	95	9.654	9.654	(1.069)	3085	6.65102	6.651	
	48 methyl cyclohexane	83	Compound Not Detected.						

	Compounds	QUANT SIG MASS	RT	EXP RT	REL RT	RESPONSE	CONCENTRATIONS ON-COLUMN (ngs)	CONCENTRATIONS FINAL (ngs)	REVIEW CODE
	49 1,2-dichloropropane	63	Compound Not Detected.						
	50 bromodichloromethane	83	Compound Not Detected.						
	51 1,4-Dioxane	88	Compound Not Detected.						
	54 4-methyl-2-pentanone	58	Compound Not Detected.						
	57 cis-1,3-dichloropropene	75	Compound Not Detected.						
$	58 toluene-d8	98	11.553	11.564	(0.820)	189883	101.390	101.389	
	59 toluene	92	Compound Not Detected.						
	62 trans-1,3-dichloropropene	75	Compound Not Detected.						
	64 2-hexanone	43	Compound Not Detected.						
	63 1,1,2-trichloroethane	83	Compound Not Detected.						
	66 tetrachloroethene	166	12.778	12.777	(0.907)	1750	4.12611	4.126	
	67 chlorodibromomethane	129	Compound Not Detected.						
	68 1,2-dibromoethane	107	Compound Not Detected.						
*	69 chlorobenzene-d5	117	14.086	14.086	(1.000)	147964	100.000		
	70 chlorobenzene	112	Compound Not Detected.						
	72 ethyl benzene	91	Compound Not Detected.						
	73 p/m xylene	106	Compound Not Detected.						
	74 o xylene	106	Compound Not Detected.						
	75 styrene	104	Compound Not Detected.						
	76 isopropylbenzene	105	Compound Not Detected.						
	77 bromoform	173	Compound Not Detected.						
	79 1,1,2,2,-tetrachloroethane	83	Compound Not Detected.						
$	80 4-bromofluorobenzene	95	16.218	16.218	(0.883)	89245	97.2260	97.226	
	93 1,3-dichlorobenzene	146	Compound Not Detected.						
*	94 1,4-dichlorobenzene-d4	152	18.360	18.360	(1.000)	74945	100.000		
	95 1,4-dichlorobenzene	146	Compound Not Detected.						
	98 1,2-dichlorobenzene	146	Compound Not Detected.						
	100 1,2-dibromo-3-chloropropane	75	Compound Not Detected.						
	102 1,2,4-trichlorobenzene	180	Compound Not Detected.						
	105 1,2,3-trichlorobenzene	180	Compound Not Detected.						

Alpha Analytical Labs

gc/ms voa - Elaine

Data file : \\Orgserv2\ff\chem\GCMSVOA\Elaine.i\140329.b\0329A07.D
Lab Smp Id:
Inj Date : 29-MAR-2014 14:08
Operator : PD Inst ID: Elaine.i
Smp Info : l1406036-15,31,10,,a
Misc Info : wg678962,ical9341
Comment :
Method : \\Orgserv2\ff\chem\GCMSVOA\Elaine.i\140329.b\liq8260C.m
Meth Date : 30-Mar-2014 21:28 pduczmalew Quant Type: ISTD
Cal Date : 24-MAR-2014 23:22 Cal File: 0324A06.D
Als bottle: 1
Dil Factor: 1.00000
Integrator: HP RTE Compound Sublist: NJTCL.sub
Target Version: 4.12
Processing Host: VIRTUALXP-76524

- NO TENTATIVELY IDENTIFIED COMPOUNDS -

Alpha Analytical Labs

INTERNAL STANDARD COMPOUNDS
AREA AND RT SUMMARY

Instrument ID: Elaine.i
Lab File ID: 0329A07.D
Lab Smp Id:
Analysis Type: VOA
Quant Type: ISTD
Operator: PD
Method File: \\Orgserv2\ff\chem\GCMSVOA\Elaine.i\140329.b\liq8260C.m
Misc Info: wg678962,ical9341

Calibration Date: 29-MAR-2014
Calibration Time: 11:14
Level: LOW
Sample Type: WATER

Test Mode:
Use Last Continuing Calibrator.
If Continuing Cal. use Initial Cal. Level 3

		AREA LIMIT			
COMPOUND	STANDARD	LOWER	UPPER	SAMPLE	%DIFF
45 flourobenzene	216817	108409	433634	173373	-20.04
69 chlorobenzene-d5	183807	91904	367614	147964	-19.50
94 1,4-dichlorobenze	94614	47307	189228	74945	-20.79

		RT LIMIT			
COMPOUND	STANDARD	LOWER	UPPER	SAMPLE	%DIFF
45 flourobenzene	9.03	8.53	9.53	9.03	0.00
69 chlorobenzene-d5	14.09	13.59	14.59	14.09	0.00
94 1,4-dichlorobenze	18.36	17.86	18.86	18.36	0.00

AREA UPPER LIMIT = +100% of internal standard area.
AREA LOWER LIMIT = - 50% of internal standard area.
RT UPPER LIMIT = + 0.50 minutes of internal standard RT.
RT LOWER LIMIT = - 0.50 minutes of internal standard RT.

Alpha Analytical Labs

RECOVERY REPORT

Client Name: Client SDG: SDGa00307
Sample Matrix: LIQUID Fraction: VOA
Lab Smp Id:
Level: LOW Operator: PD
Data Type: MS DATA SampleType: SAMPLE
SpikeList File: curveall.spk Quant Type: ISTD
Sublist File: NJTCL.sub
Method File: \\Orgserv2\ff\chem\GCMSVOA\Elaine.i\140329.b\liq8260C.m
Misc Info: wg678962,ical9341

SURROGATE COMPOUND	AMOUNT ADDED ngs	AMOUNT RECOVERED ngs	% RECOVERED	LIMITS
$ 34 dibromofluorometha	100.000	96.192	96.19	70-130
$ 41 1,2-dichloroethane	100.000	101.031	101.03	70-130
$ 58 toluene-d8	100.000	101.389	101.39	70-130
$ 80 4-bromofluorobenze	100.000	97.226	97.23	70-130

Data File: \\Orgserv2\ff\chem\GCMSVOA\Elaine.i\140329.b\0329A07.D
Date : 29-MAR-2014 14:08
Client ID:
Sample Info: 11406036-15,31,10,,a
Purge Volume: 10.0
Column phase:

Instrument: Elaine.i
Operator: PD
Column diameter: 0.18

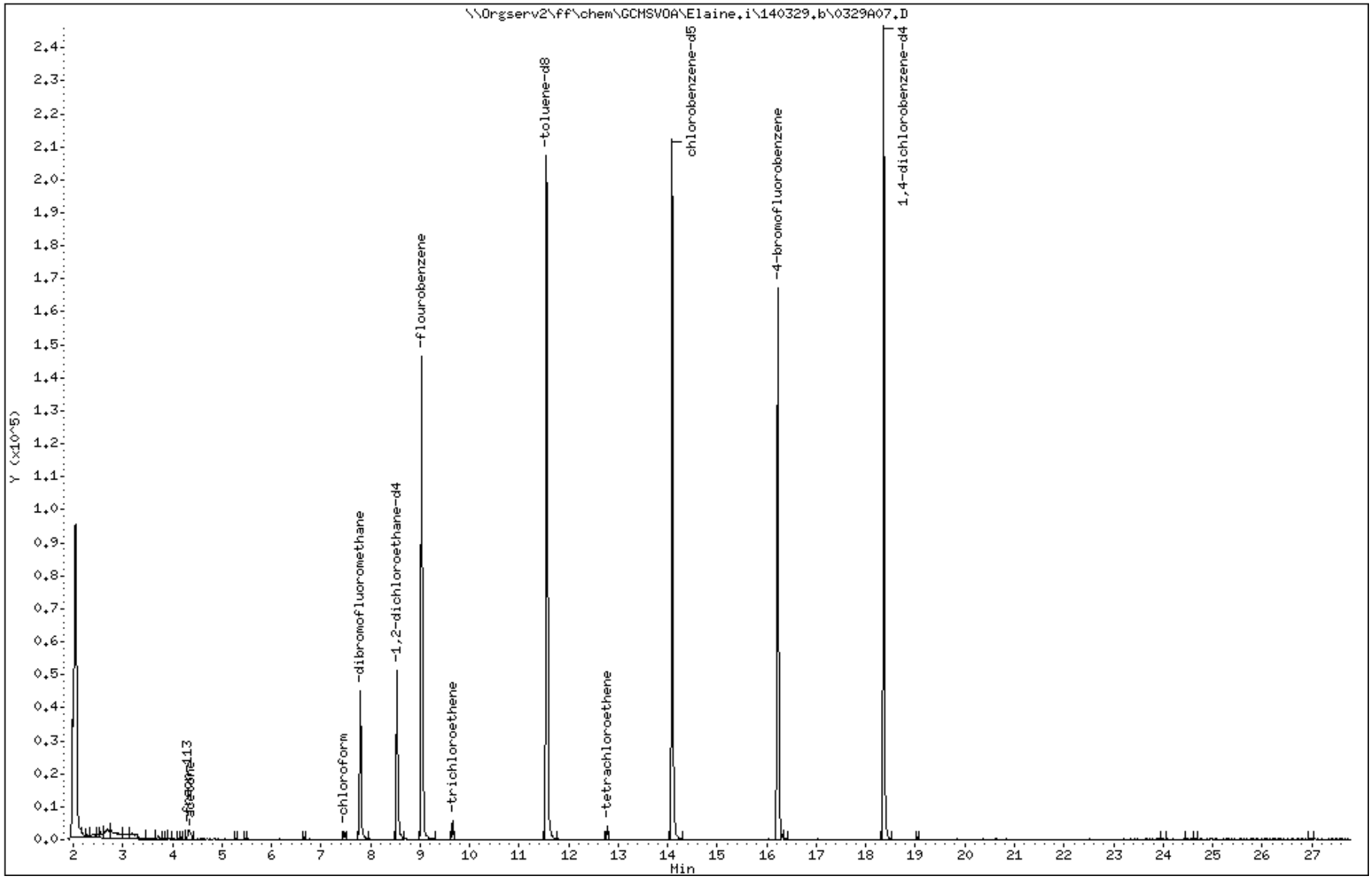

Data File: \\Orgserv2\ff\chem\GCMSVOA\Elaine.i\140329.b\0329A07.D

Date : 29-MAR-2014 14:08

Client ID:

Instrument: Elaine.i

Sample Info: 11406036-15,31,10,,a

Purge Volume: 10.0

Operator: PD

Column phase:

Column diameter: 0.18

9 freon-113

Concentration: 7.654 ngs

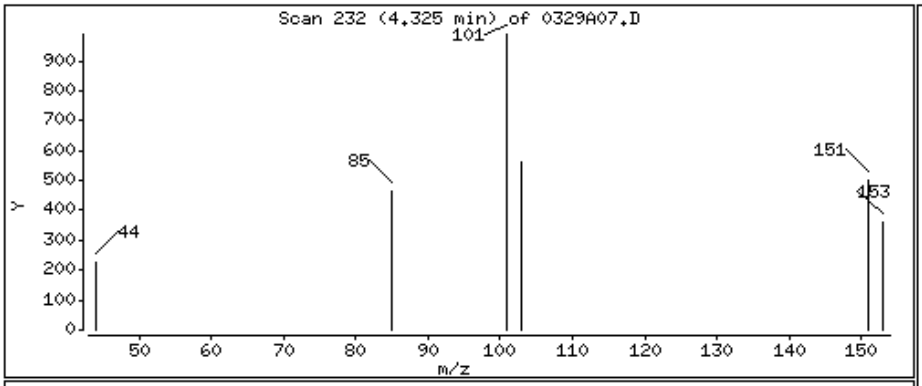

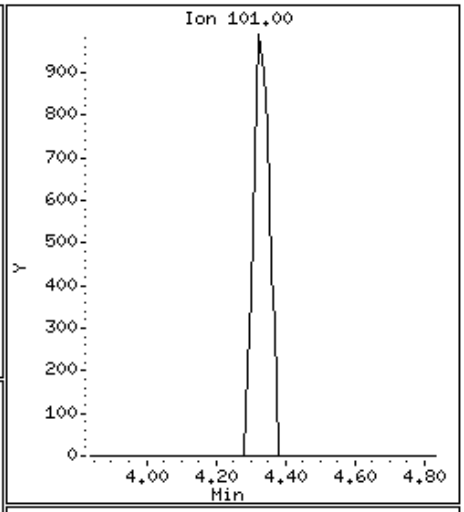

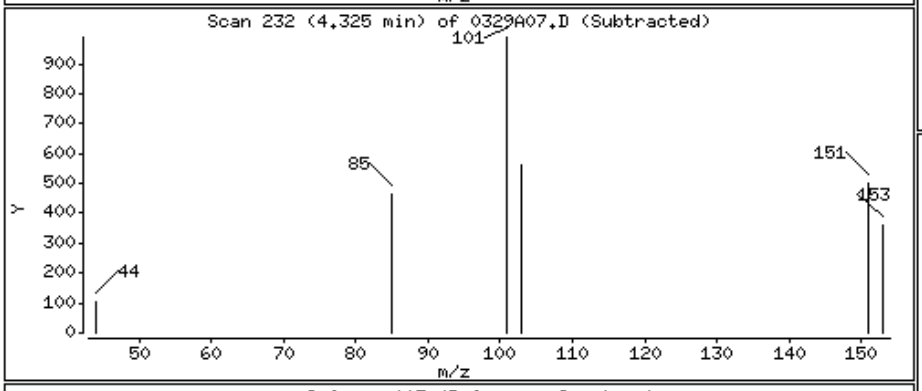

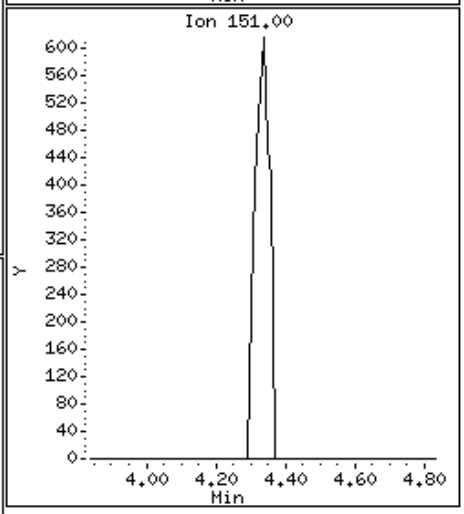

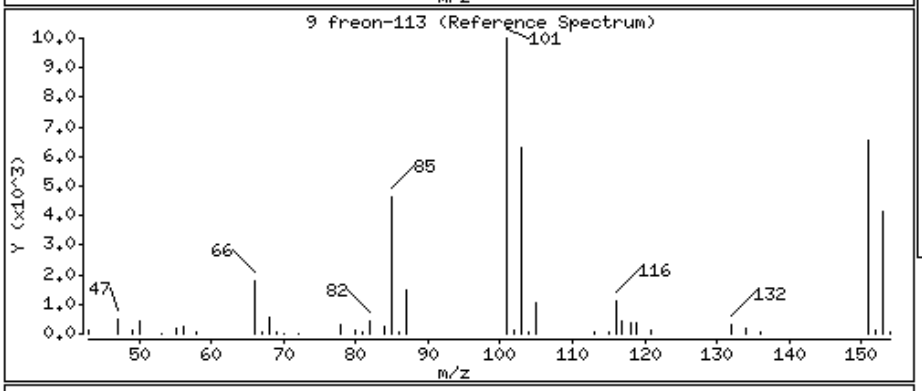

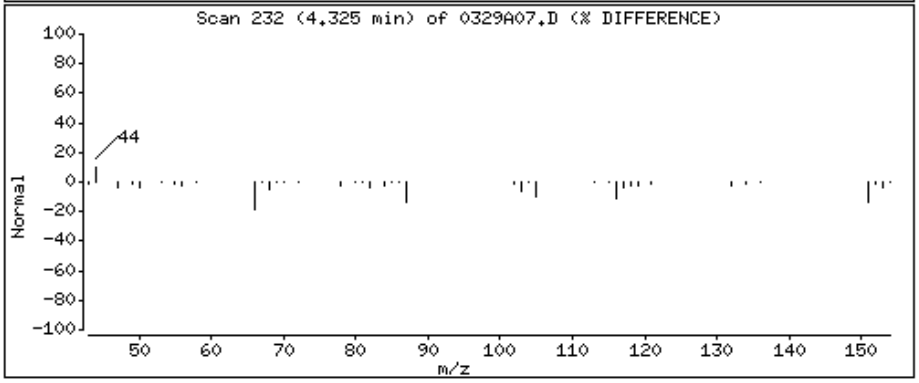

Data File: \\Orgserv2\ff\chem\GCMSVOA\Elaine.i\140329.b\0329A07.D

Date : 29-MAR-2014 14:08

Client ID:

Instrument: Elaine.i

Sample Info: 11406036-15,31,10,,a

Purge Volume: 10.0

Operator: PD

Column phase:

Column diameter: 0.18

10 acetone

Concentration: 30.966 ngs

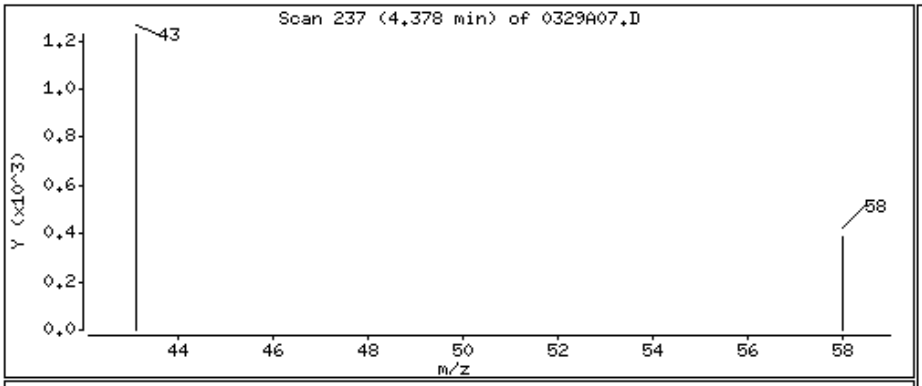

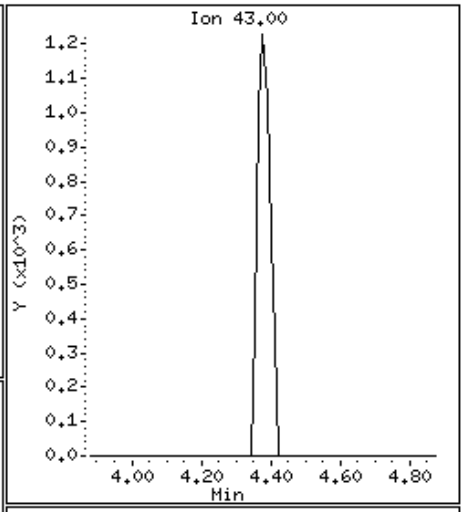

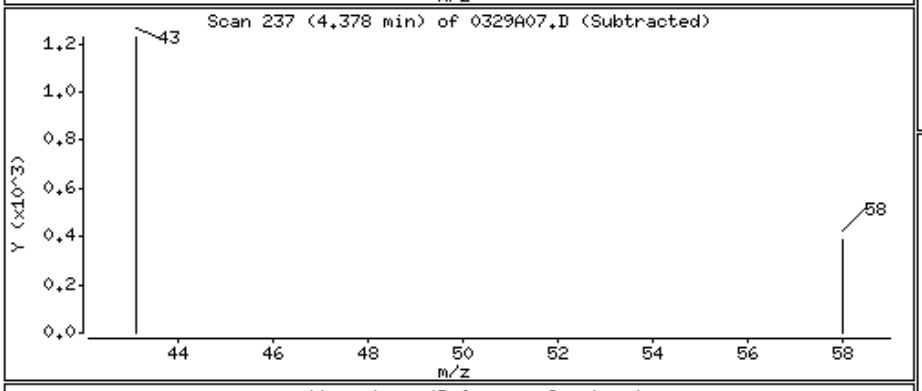

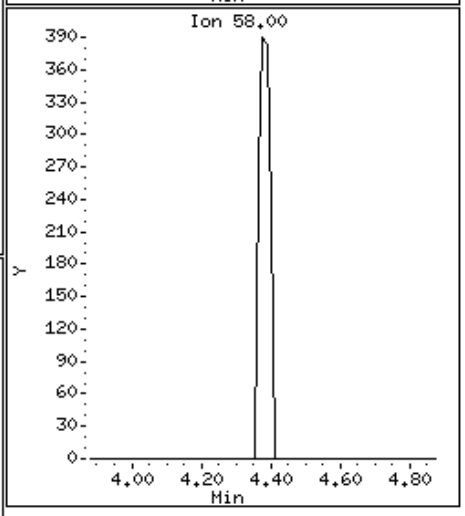

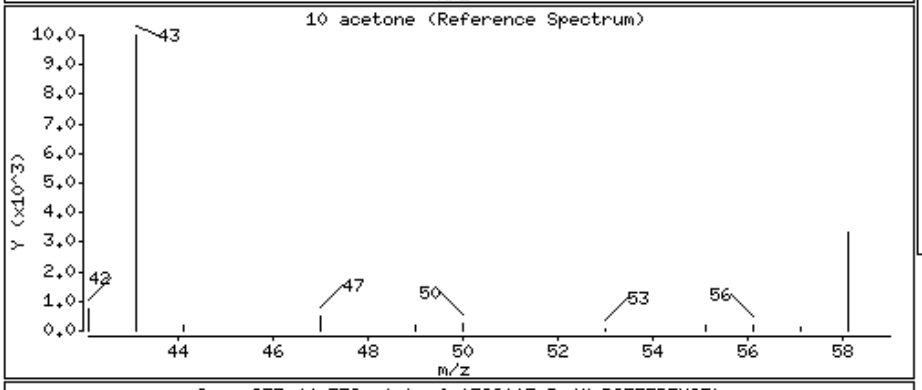

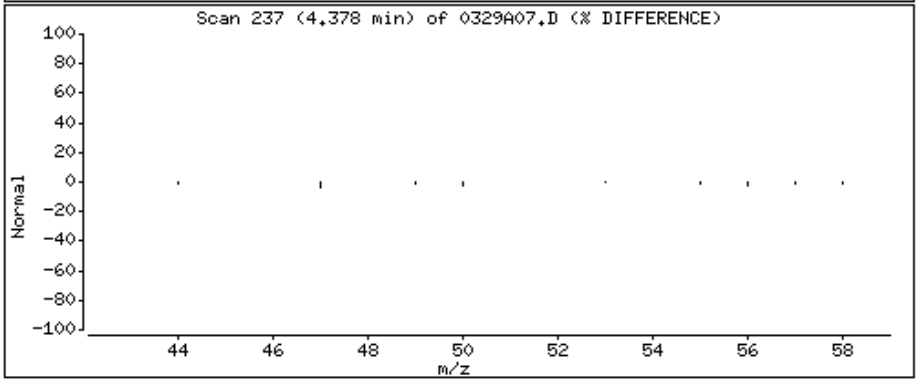

Data File: \\Orgserv2\ff\chem\GCMSVOA\Elaine.i\140329.b\0329A07.D

Date : 29-MAR-2014 14:08

Client ID:

Instrument: Elaine.i

Sample Info: 11406036-15,31,10,,a

Purge Volume: 10.0

Operator: PD

Column phase:

Column diameter: 0.18

30 chloroform

Concentration: 3.406 ngs

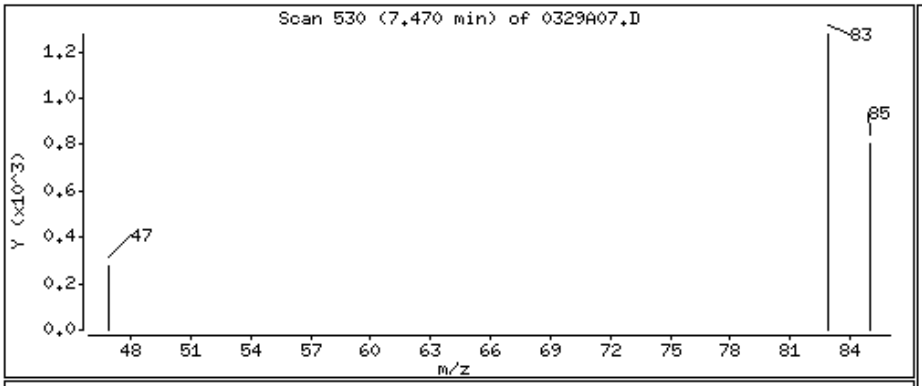

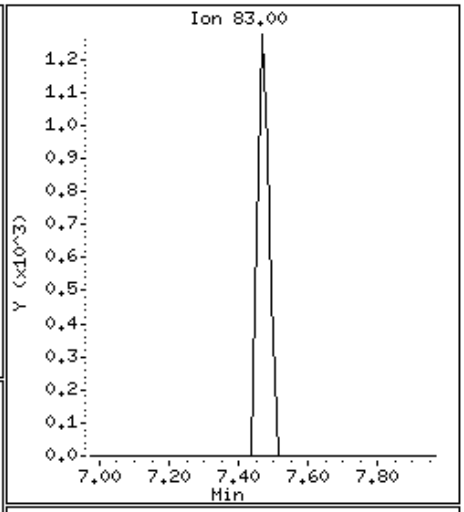

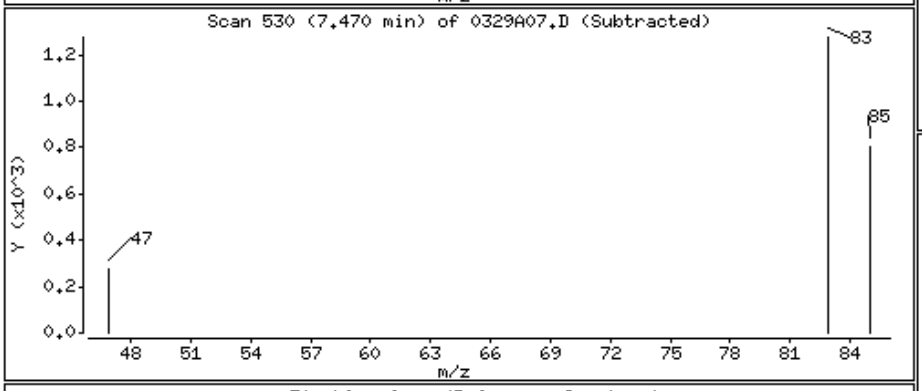

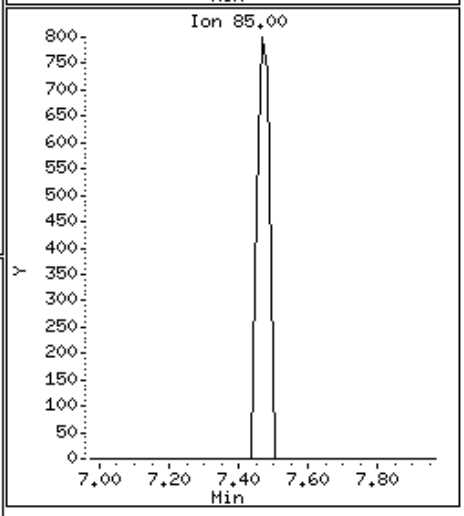

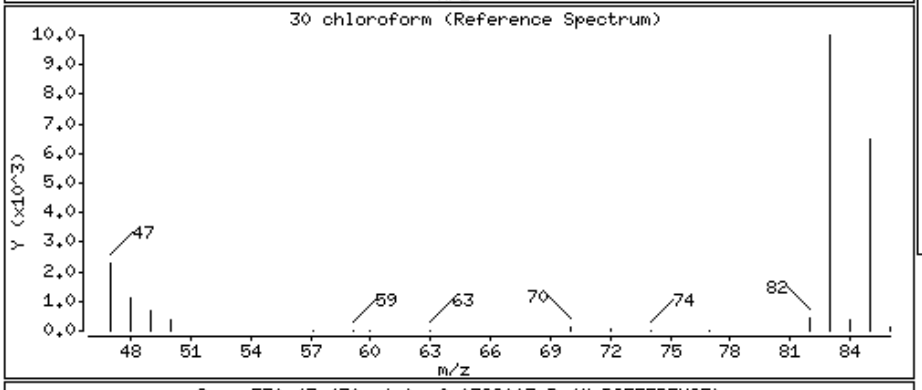

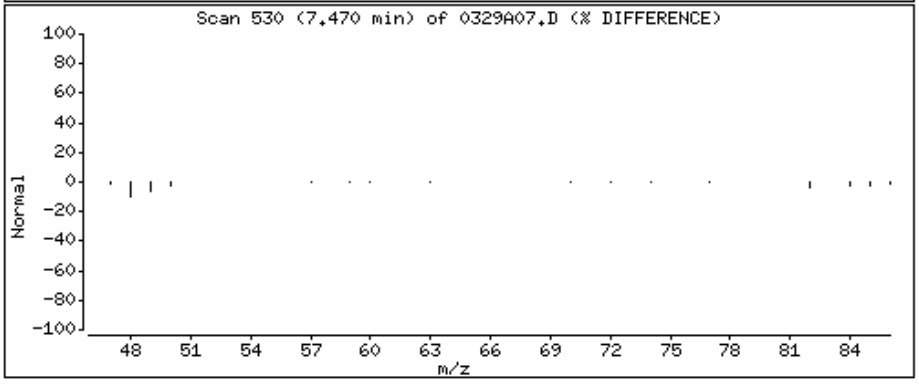

Data File: \\Orgserv2\ff\chem\GCMSVOA\Elaine.i\140329.b\0329A07.D

Date : 29-MAR-2014 14:08

Client ID:

Instrument: Elaine.i

Sample Info: 11406036-15,31,10,,a

Purge Volume: 10.0

Operator: PD

Column phase:

Column diameter: 0.18

47 trichloroethene

Concentration: 6.651 ngs

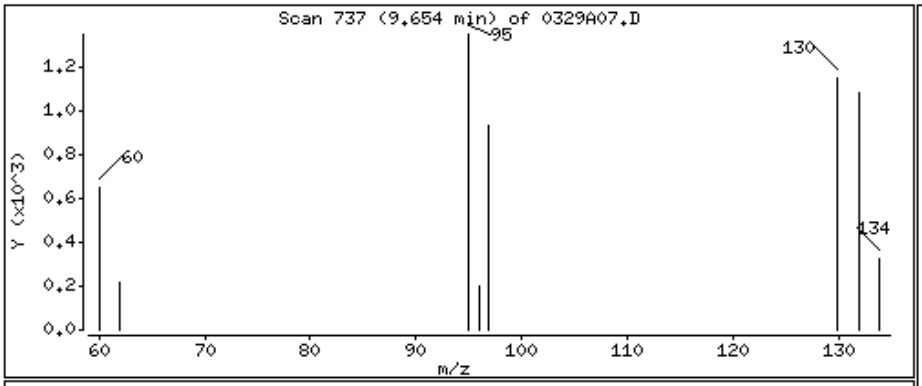

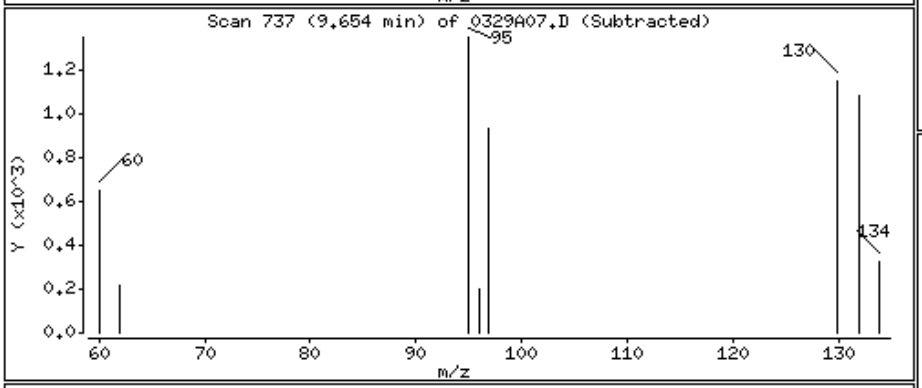

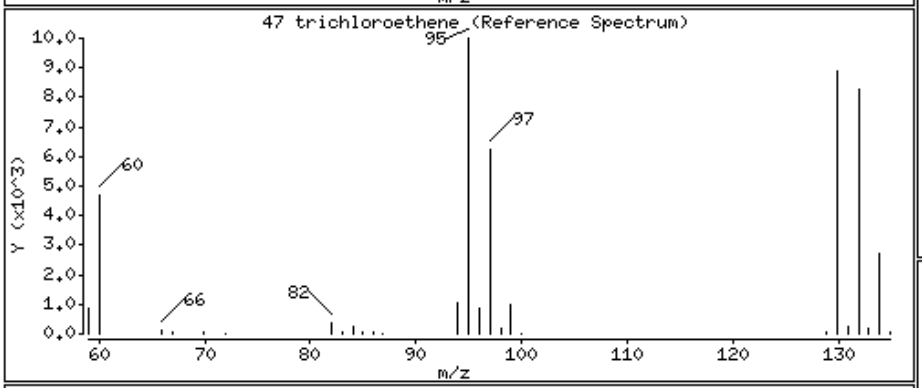

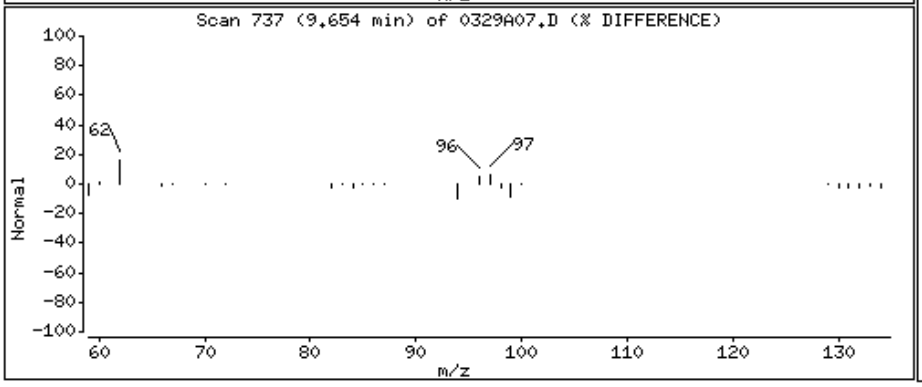

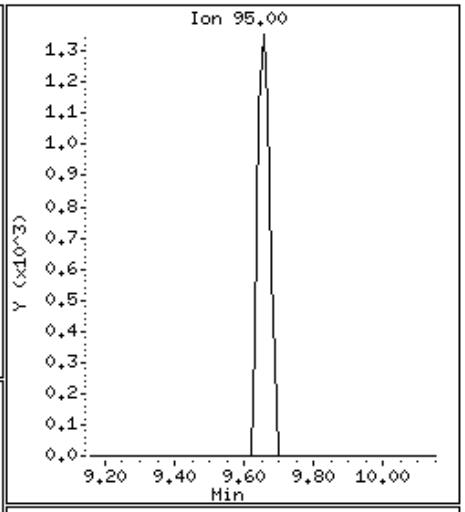

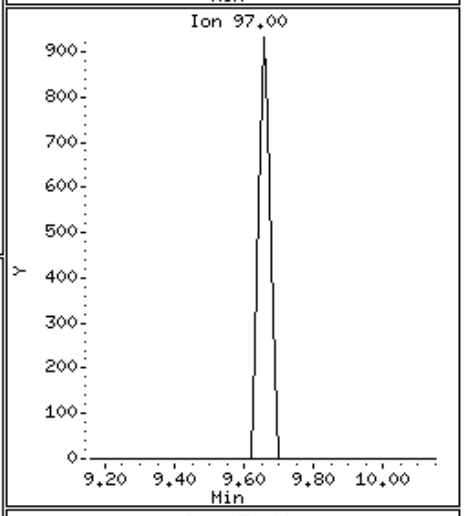

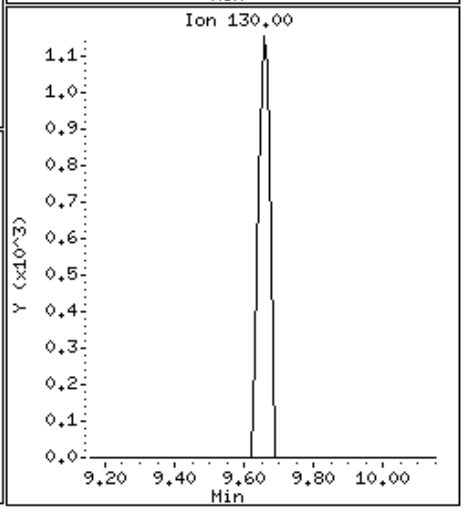

Data File: \\Orgserv2\ff\chem\GCMSVOA\Elaine.i\140329.b\0329A07.D

Date : 29-MAR-2014 14:08

Client ID:

Instrument: Elaine.i

Sample Info: l1406036-15,31,10,,a

Purge Volume: 10.0

Operator: PD

Column phase:

Column diameter: 0.18

66 tetrachloroethene

Concentration: 4.126 ngs

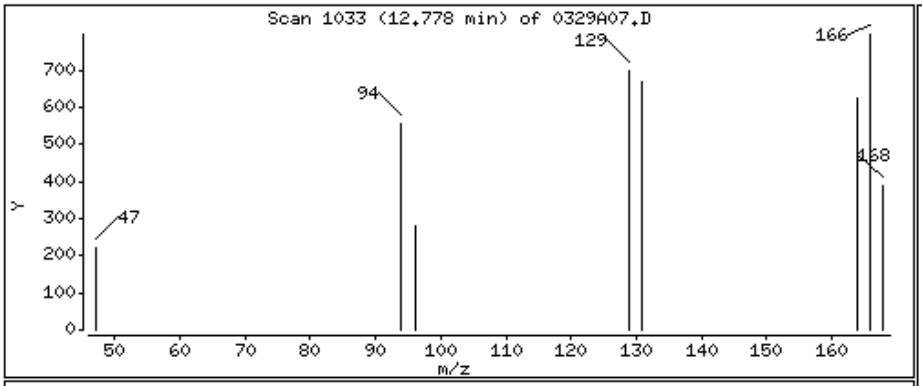

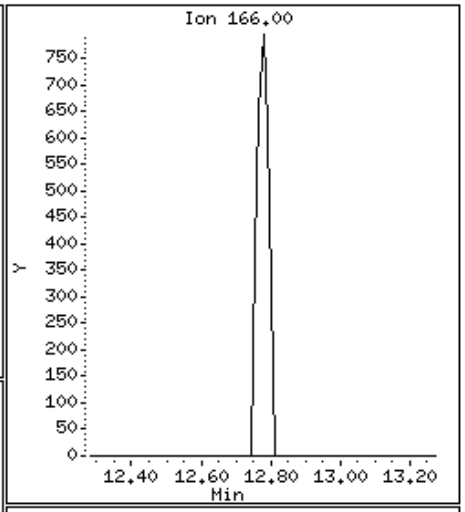

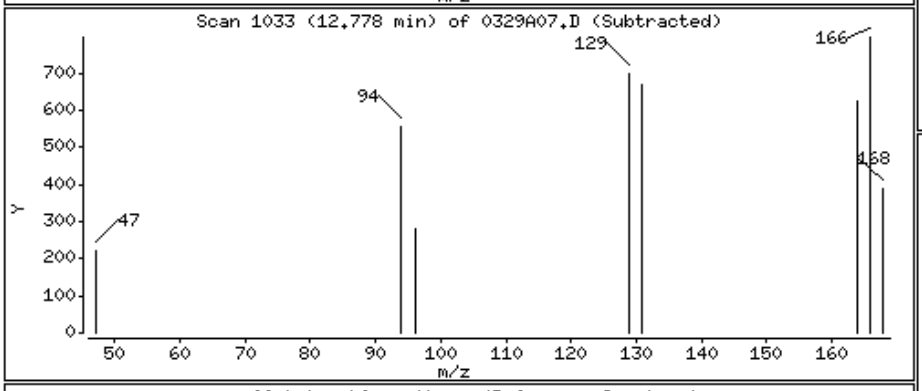

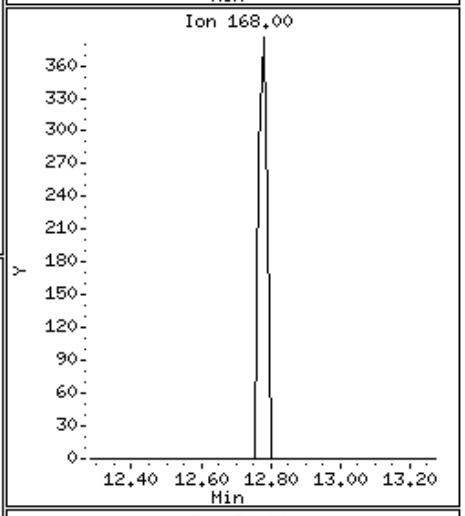

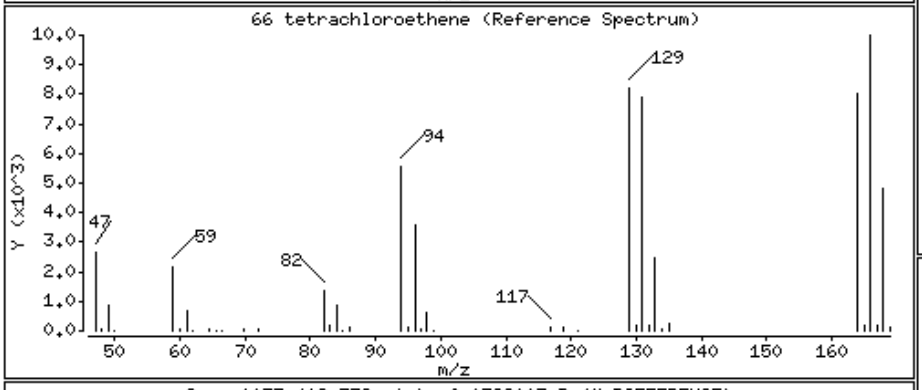

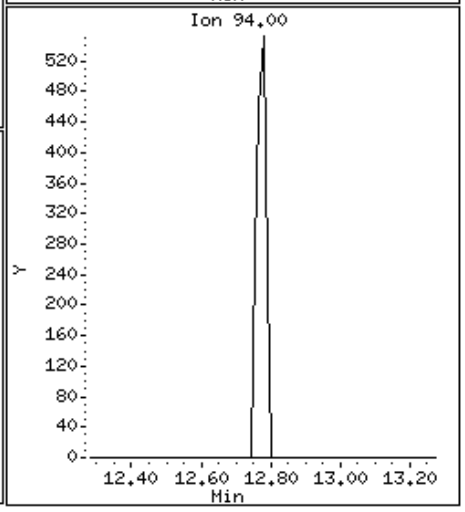

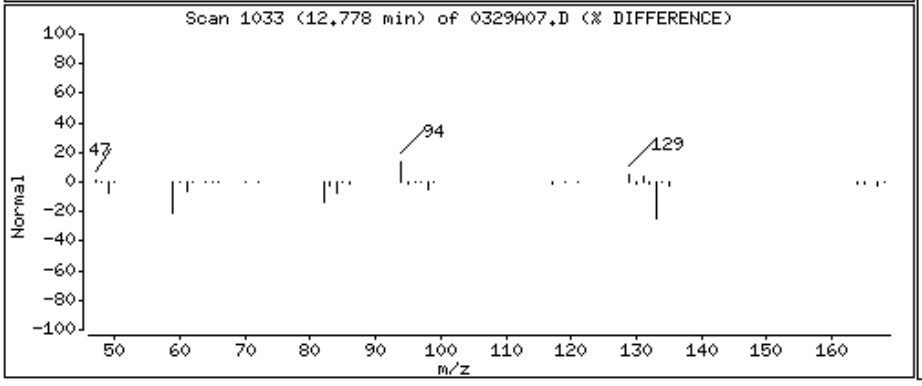

Alpha Analytical Labs

Manual Integration

Sample Info	: l1406036-15,31,10,,a wg678962,ical9341		
Instrument ID	: Elaine.i		
Method	: liq8260C.m		
File	: 0329A07.D		
Injection Date	: 29-MAR-2014 14:08		
Quantitation	: ISTD	Integrator :	HP RTE
Dilution Factor	: 1.00	Sample Type:	SAMPLE

This File has no version history.

//Orgserv2/ff/chem/GCMSVOA/Elaine.i/140329.b/original/0329A07.D

Alpha Analytical Labs

gc/ms voa

Data file : \\Orgserv2\ff\chem\GCMSVOA\Gonzo.i\140329.b\0329A07.D
Lab Smp Id:
Inj Date : 29-MAR-2014 14:22
Operator : PD Inst ID: Gonzo.i
Smp Info : l1406036-02,31,10,,a
Misc Info : wg678895,ical9343
Comment :
Method : \\Orgserv2\ff\chem\GCMSVOA\Gonzo.i\140329.b\v10ml8260.m
Meth Date : 30-Mar-2014 20:50 pduczmalew Quant Type: ISTD
Cal Date : 25-MAR-2014 03:06 Cal File: 0324N12.D
Als bottle: 43
Dil Factor: 1.00000
Integrator: HP RTE Compound Sublist: NJTCL.sub
Target Version: 4.12
Processing Host: VIRTUALXP-76524

Concentration Formula: Amt * DF * CpndVariable
Cpnd Variable Local Compound Variable

	Compounds	QUANT SIG MASS	RT	EXP RT	REL RT	RESPONSE	CONCENTRATIONS ON-COLUMN (ngs)	FINAL (ngs)	REVIEW CODE
1	dichlorodifluoromethane	85	Compound Not Detected.						
2	chloromethane	50	Compound Not Detected.						
3	vinyl chloride	62	Compound Not Detected.						
4	bromomethane	94	Compound Not Detected.						
5	chloroethane	64	Compound Not Detected.						
6	trichlorofluoromethane	101	Compound Not Detected.						
9	Freon 113	101	5.104	5.090	(0.556)	9108	4.41567	4.415	
10	acetone	43	Compound Not Detected.						
11	1,1,-dichloroethene	96	Compound Not Detected.						
14	Methyl Acetate	43	Compound Not Detected.						
15	methylene chloride	84	Compound Not Detected.						
16	carbon disulfide	76	Compound Not Detected.						
20	methyl tert butyl ether	73	Compound Not Detected.						
22	trans-1,2-dichloroethene	96	Compound Not Detected.						
24	1,1-dichloroethane	63	Compound Not Detected.						
27	2-butanone	43	7.376	7.376	(0.804)	762	2.07033	2.070	
30	cis-1,2-dichloroethene	96	7.647	7.633	(0.833)	3144	1.46247	1.462(QM)	M1
31	chloroform	83	7.829	7.836	(0.853)	38727	8.39659	8.396	
32	bromochloromethane	128	Compound Not Detected.						
$ 34	dibromofluoromethane	113	8.113	8.113	(0.884)	187179	92.4680	92.468	
35	1,1,1-trichloroethane	97	Compound Not Detected.						
36	Cyclohexane	56	Compound Not Detected.						
38	carbontetrachloride	117	Compound Not Detected.						
$ 40	1,2-dichloroethane-d4	65	8.762	8.755	(0.955)	276467	97.0942	97.094	
41	1,2-dichloroethane	62	Compound Not Detected.						
42	benzene	78	Compound Not Detected.						
* 43	fluorobenzene	96	9.175	9.175	(1.000)	823197	100.000		
44	trichloroethene	95	9.723	9.716	(1.060)	17112	7.14795	7.147	
46	methyl cyclohexane	83	Compound Not Detected.						

	Compounds	QUANT SIG MASS	RT	EXP RT	REL RT	RESPONSE	CONCENTRATIONS ON-COLUMN (ngs)	CONCENTRATIONS FINAL (ngs)	REVIEW CODE
	47 1,2-dichloropropane	63	Compound Not Detected.						
	48 bromodichloromethane	83	Compound Not Detected.						
	49 1,4-dioxane	88	Compound Not Detected.						
	52 4-methyl-2-pentanone	58	Compound Not Detected.						
	53 cis-1,3-dichloropropene	75	Compound Not Detected.						
$	55 toluene-d8	98	11.379	11.379	(0.834)	803979	98.1645	98.164	
	56 toluene	92	Compound Not Detected.						
	58 trans-1,3-dichloropropene	75	Compound Not Detected.						
	59 1,1,2-trichloroethane	83	Compound Not Detected.						
	60 2-hexanone	43	Compound Not Detected.						
	62 tetrachloroethene	166	12.461	12.461	(0.913)	11567	5.49598	5.495	
	63 chlorodibromomethane	129	Compound Not Detected.						
	64 1,2-dibromoethane	107	Compound Not Detected.						
*	65 chlorobenzene-d5	117	13.645	13.645	(1.000)	531869	100.000		
	66 chlorobenzene	112	Compound Not Detected.						
	68 ethyl benzene	91	Compound Not Detected.						
	69 p/m xylene	106	Compound Not Detected.						
	70 o xylene	106	Compound Not Detected.						
	71 styrene	104	Compound Not Detected.						
	72 isopropylbenzene	105	Compound Not Detected.						
	73 bromoform	173	Compound Not Detected.						
	75 1,1,2,2,-tetrachloroethane	83	Compound Not Detected.						
$	76 4-bromofluorobenzene	95	15.532	15.531	(0.889)	322253	104.304	104.303	
	89 1,3-dichlorobenzene	146	Compound Not Detected.						
*	90 1,4-dichlorobenzene-d4	152	17.466	17.465	(1.000)	233803	100.000		
	91 1,4-dichlorobenzene	146	Compound Not Detected.						
	94 1,2-dichlorobenzene	146	Compound Not Detected.						
	96 1,2-dibromo-3-chloropropane	75	Compound Not Detected.						
	98 1,2,4-trichlorobenzene	180	Compound Not Detected.						
	101 1,2,3-trichlorobenzene	180	Compound Not Detected.						

QC Flag Legend

Q - Qualifier signal failed the ratio test.
M - Compound response manually integrated.

Alpha Analytical Labs

gc/ms voa

Data file : \\Orgserv2\ff\chem\GCMSVOA\Gonzo.i\140329.b\0329A07.D
Lab Smp Id:
Inj Date : 29-MAR-2014 14:22
Operator : PD Inst ID: Gonzo.i
Smp Info : l1406036-02,31,10,,a
Misc Info : wg678895,ical9343
Comment :
Method : \\Orgserv2\ff\chem\GCMSVOA\Gonzo.i\140329.b\v10ml8260.m
Meth Date : 30-Mar-2014 20:50 pduczmalew Quant Type: ISTD
Cal Date : 25-MAR-2014 03:06 Cal File: 0324N12.D
Als bottle: 43
Dil Factor: 1.00000
Integrator: HP RTE Compound Sublist: NJTCL.sub
Target Version: 4.12
Processing Host: VIRTUALXP-76524

- NO TENTATIVELY IDENTIFIED COMPOUNDS -

Alpha Analytical Labs

INTERNAL STANDARD COMPOUNDS
AREA AND RT SUMMARY

Instrument ID: Gonzo.i
Lab File ID: 0329A07.D
Lab Smp Id:
Analysis Type: VOA
Quant Type: ISTD
Operator: PD
Method File: \\Orgserv2\ff\chem\GCMSVOA\Gonzo.i\140329.b\v10ml8260.m
Misc Info: wg678895,ical9343

Calibration Date: 29-MAR-2014
Calibration Time: 10:45
Level: LOW
Sample Type: WATER

Test Mode:
Use Last Continuing Calibrator.
If Continuing Cal. use Initial Cal. Level 3

COMPOUND	STANDARD	AREA LIMIT LOWER	AREA LIMIT UPPER	SAMPLE	%DIFF
43 fluorobenzene	854884	427442	1709768	823197	-3.71
65 chlorobenzene-d5	545961	272981	1091922	531869	-2.58
90 1,4-dichlorobenze	248041	124021	496082	233803	-5.74

COMPOUND	STANDARD	RT LIMIT LOWER	RT LIMIT UPPER	SAMPLE	%DIFF
43 fluorobenzene	9.18	8.68	9.68	9.18	0.00
65 chlorobenzene-d5	13.65	13.15	14.15	13.65	0.00
90 1,4-dichlorobenze	17.47	16.97	17.97	17.47	0.00

AREA UPPER LIMIT = +100% of internal standard area.
AREA LOWER LIMIT = - 50% of internal standard area.
RT UPPER LIMIT = + 0.50 minutes of internal standard RT.
RT LOWER LIMIT = - 0.50 minutes of internal standard RT.

Alpha Analytical Labs

RECOVERY REPORT

Client Name: Client SDG: SDGa00267
Sample Matrix: LIQUID Fraction: VOA
Lab Smp Id:
Level: LOW Operator: PD
Data Type: MS DATA SampleType: SAMPLE
SpikeList File: curveall.spk Quant Type: ISTD
Sublist File: NJTCL.sub
Method File: \\Orgserv2\ff\chem\GCMSVOA\Gonzo.i\140329.b\v10ml8260.m
Misc Info: wg678895,ical9343

SURROGATE COMPOUND	AMOUNT ADDED ngs	AMOUNT RECOVERED ngs	% RECOVERED	LIMITS
$ 34 dibromofluorometha	100.000	92.468	92.47	70-130
$ 40 1,2-dichloroethane	100.000	97.094	97.09	70-130
$ 55 toluene-d8	100.000	98.164	98.16	70-130
$ 76 4-bromofluorobenze	100.000	104.303	104.30	70-130

Data File: \\Orgserv2\ff\chem\GCMSVOA\Gonzo.i\140329.b\0329A07.D
Date : 29-MAR-2014 14:22
Client ID:
Sample Info: 11406036-02,31,10,,a
Purge Volume: 10.0
Column phase: Rtx-502.2

Instrument: Gonzo.i
Operator: PD
Column diameter: 0.18

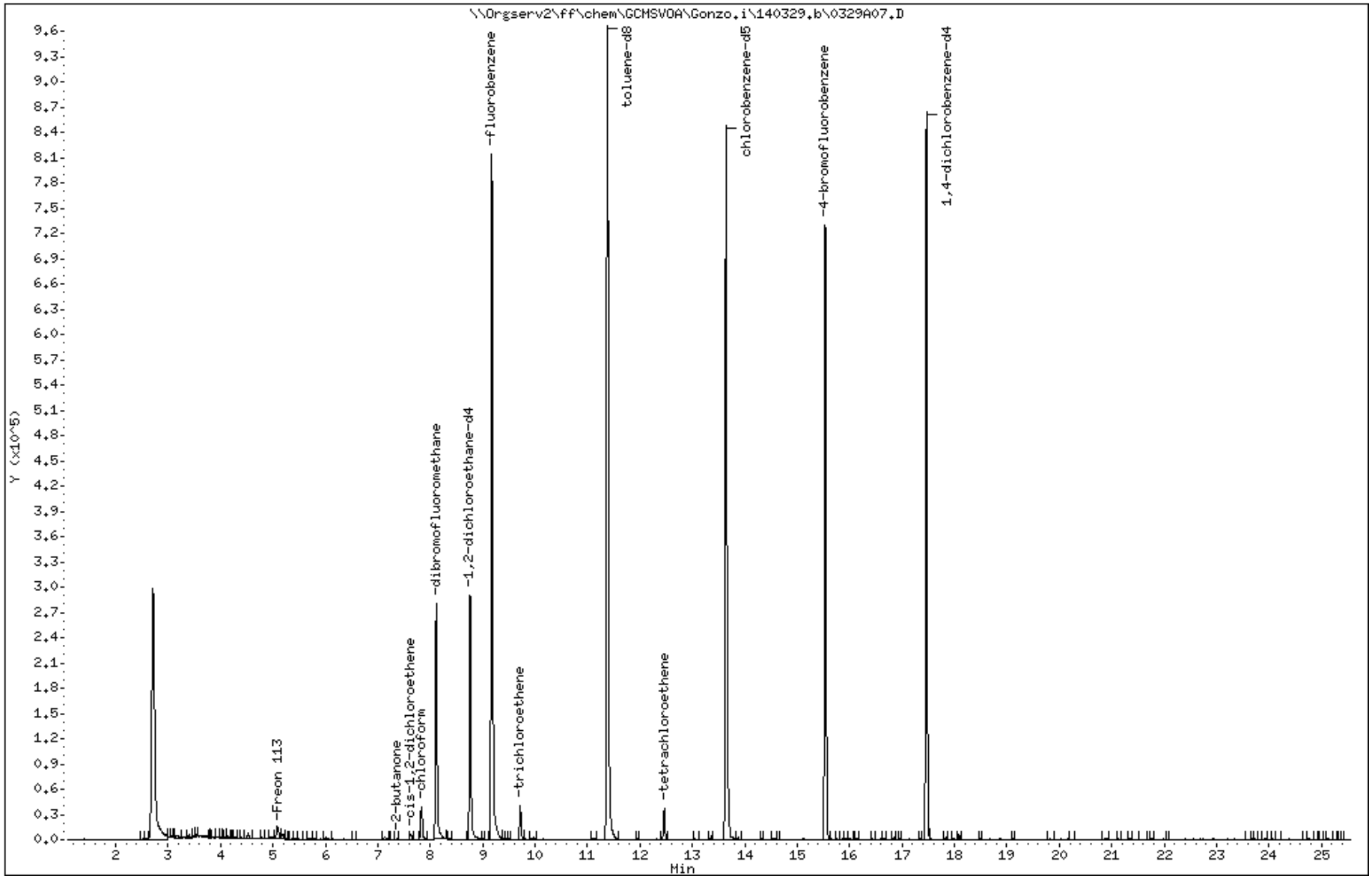

Data File: \\Orgserv2\ff\chem\GCMSVOA\Gonzo.i\140329.b\0329A07.D

Date : 29-MAR-2014 14:22

Client ID:

Instrument: Gonzo.i

Sample Info: 11406036-02,31,10,,a

Purge Volume: 10.0

Operator: PD

Column phase: Rtx-502.2

Column diameter: 0.18

9 Freon 113

Concentration: 4.415 ngs

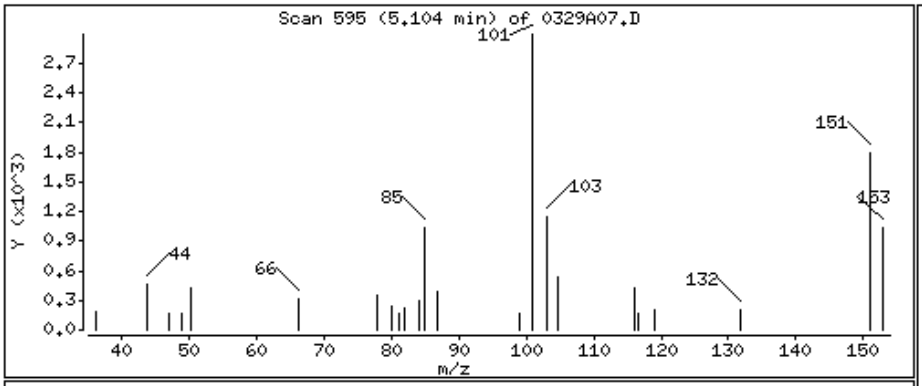

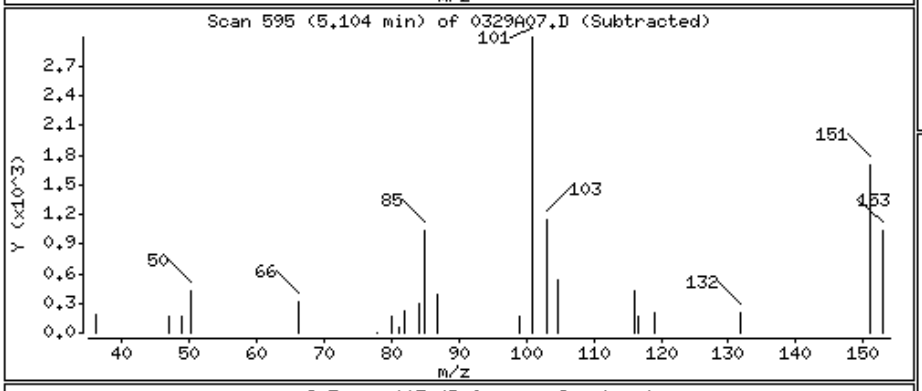

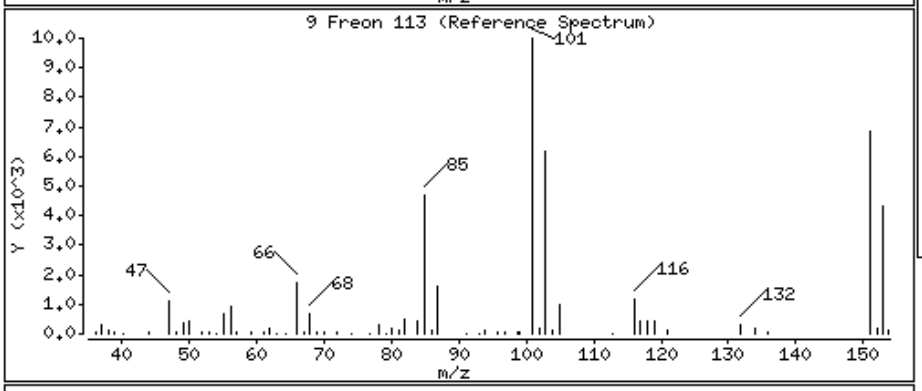

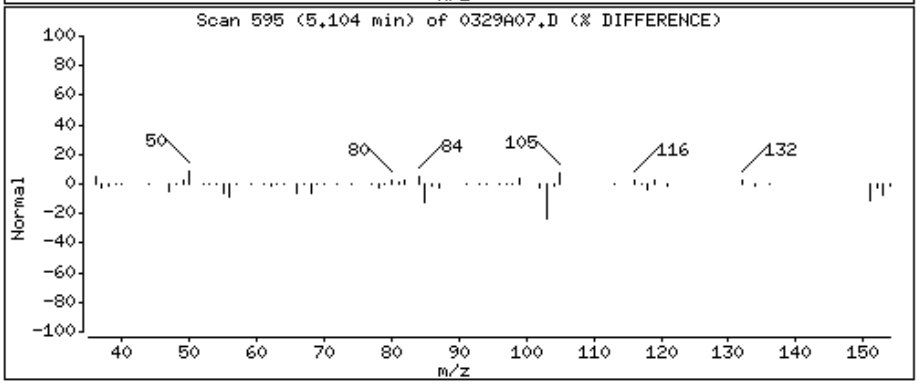

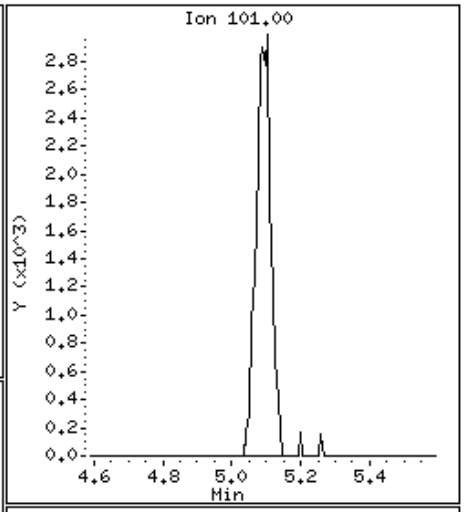

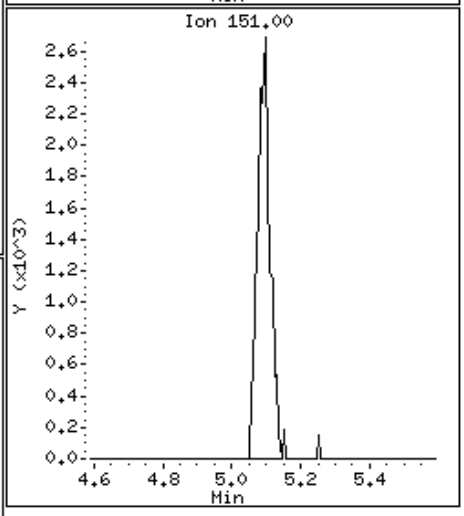

Data File: \\Orgserv2\ff\chem\GCMSVOA\Gonzo.i\140329.b\0329A07.D

Date : 29-MAR-2014 14:22

Client ID:

Instrument: Gonzo.i

Sample Info: 11406036-02,31,10,,a

Purge Volume: 10.0

Operator: PD

Column phase: Rtx-502.2

Column diameter: 0.18

27 2-butanone

Concentration: 2.070 ngs

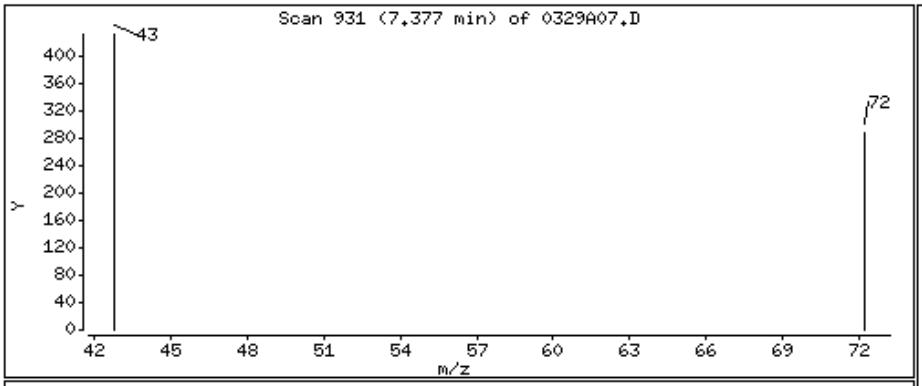

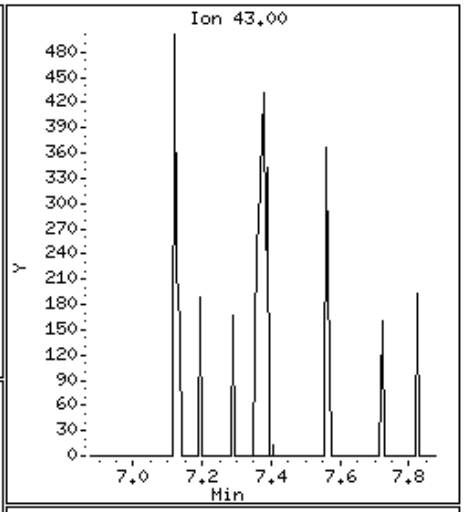

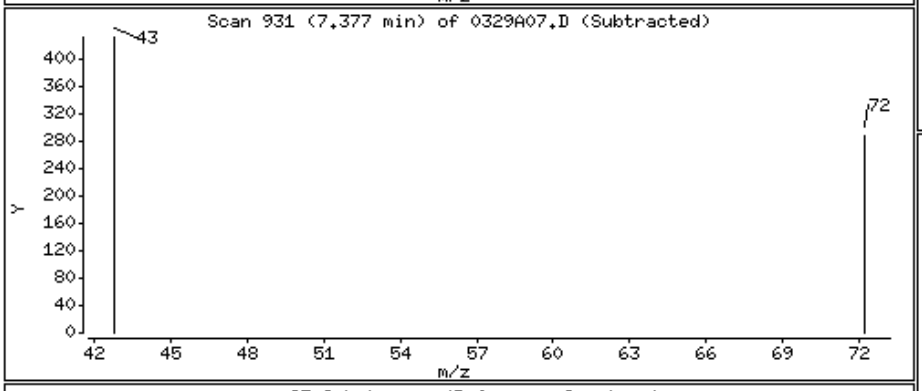

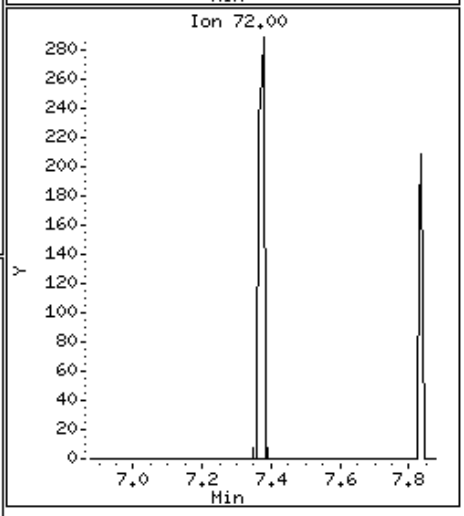

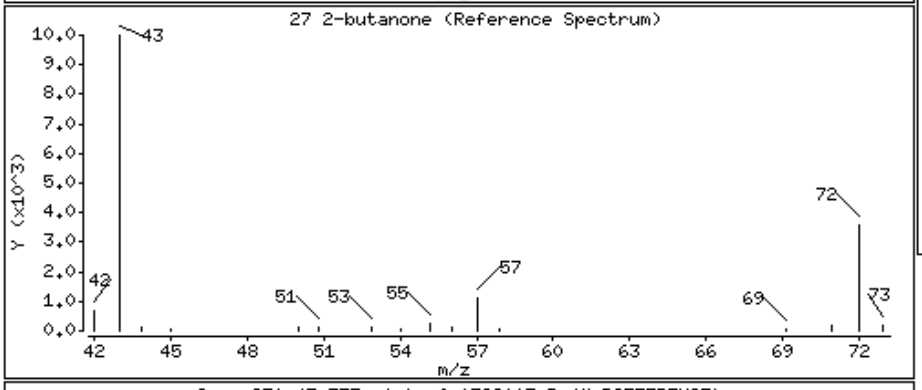

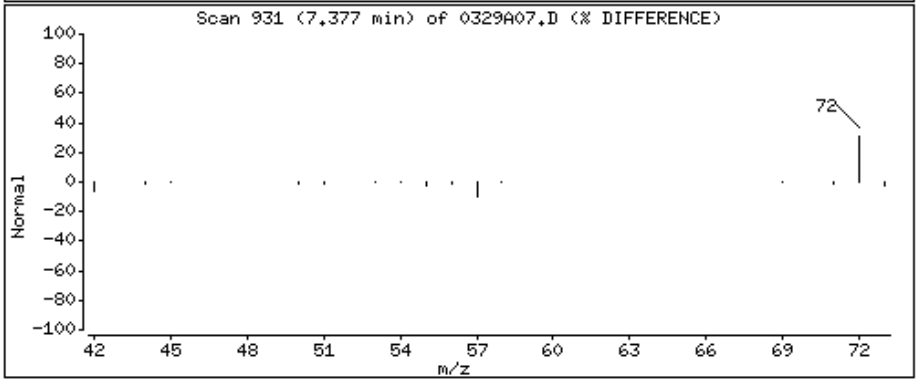

Data File: \\Orgserv2\ff\chem\GCMSVOA\Gonzo.i\140329.b\0329A07.D

Date : 29-MAR-2014 14:22

Client ID:

Instrument: Gonzo.i

Sample Info: 11406036-02,31,10,,a

Purge Volume: 10.0

Operator: PD

Column phase: Rtx-502.2

Column diameter: 0.18

30 cis-1,2-dichloroethene

Concentration: 1.462 ngs

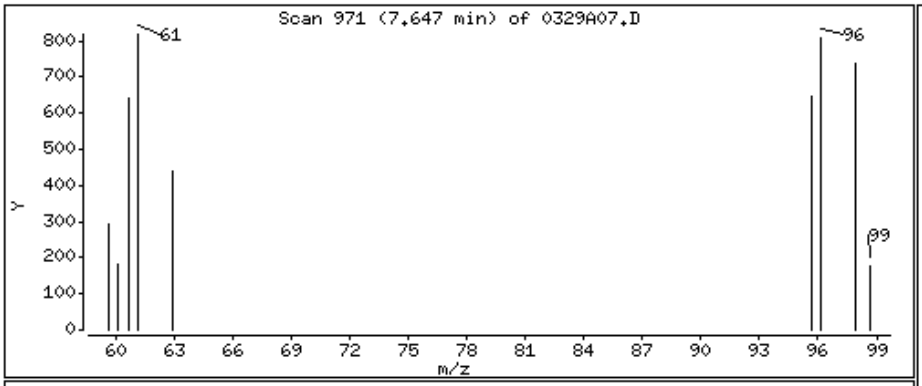

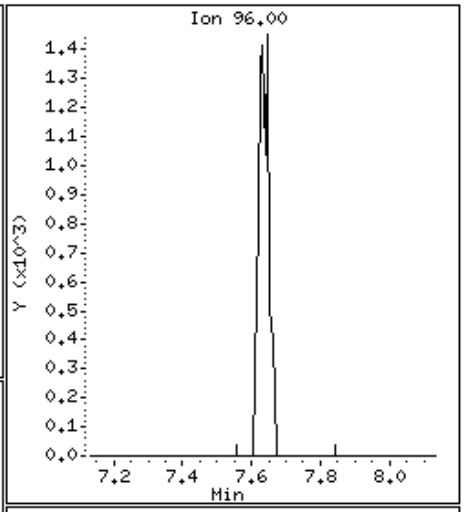

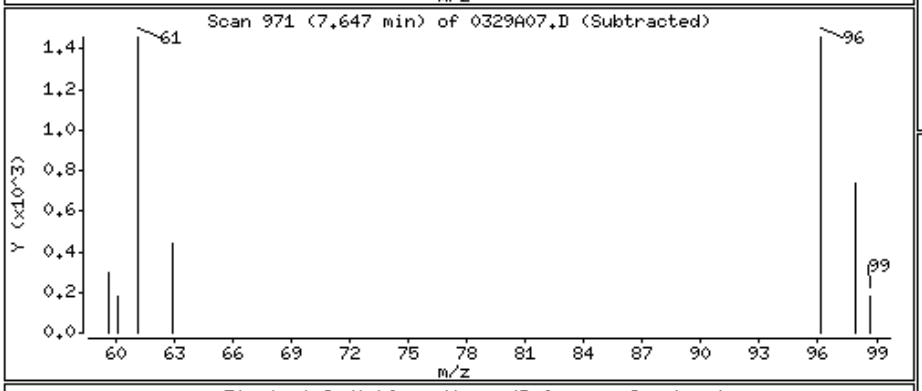

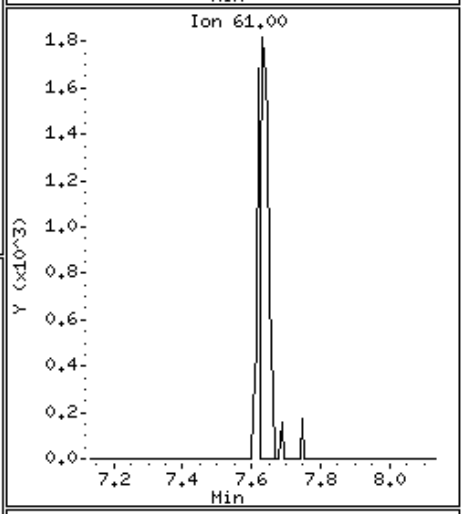

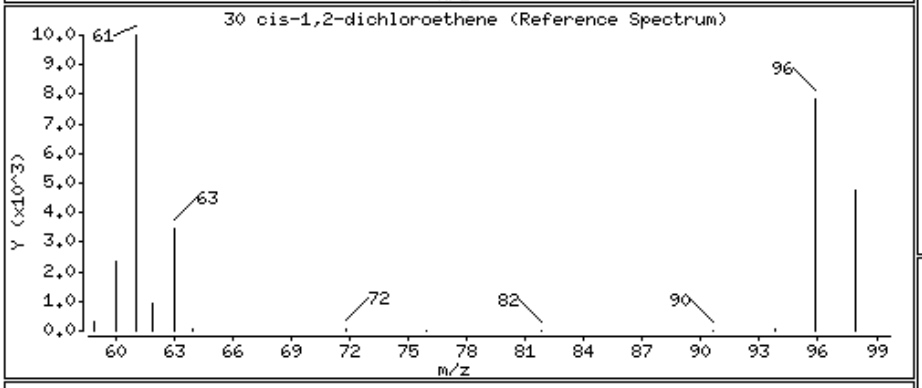

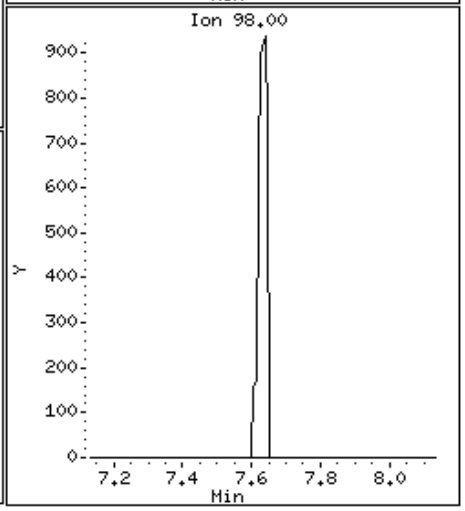

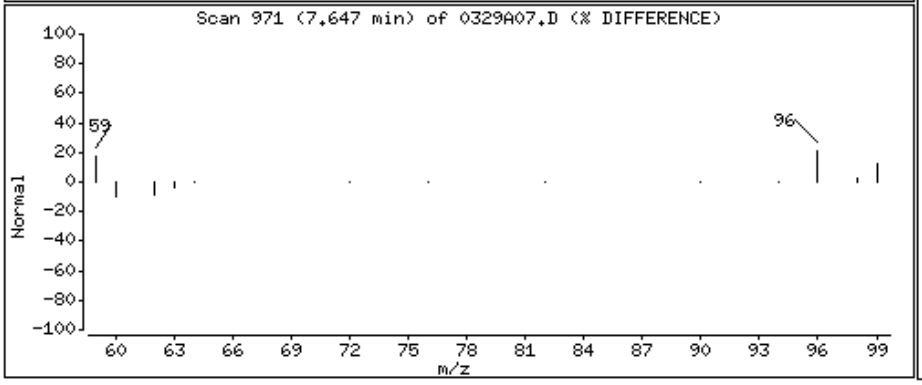

Data File: \\Orgserv2\ff\chem\GCMSVOA\Gonzo.i\140329.b\0329A07.D

Date : 29-MAR-2014 14:22

Client ID:

Instrument: Gonzo.i

Sample Info: 11406036-02,31,10,,a

Purge Volume: 10.0

Operator: PD

Column phase: Rtx-502.2

Column diameter: 0.18

31 chloroform

Concentration: 8.396 ngs

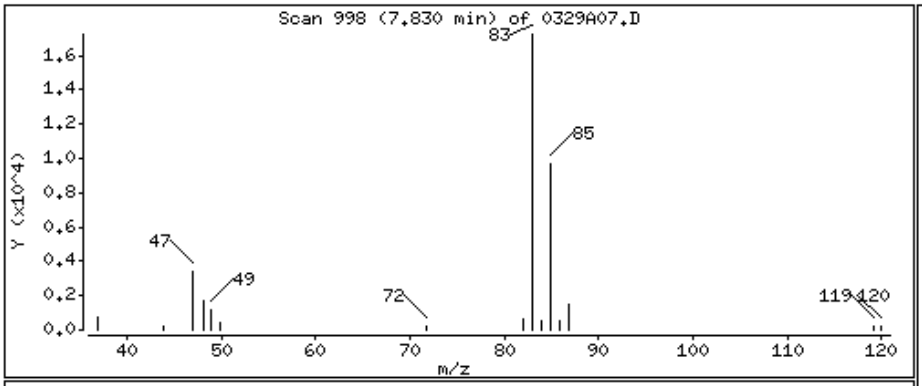

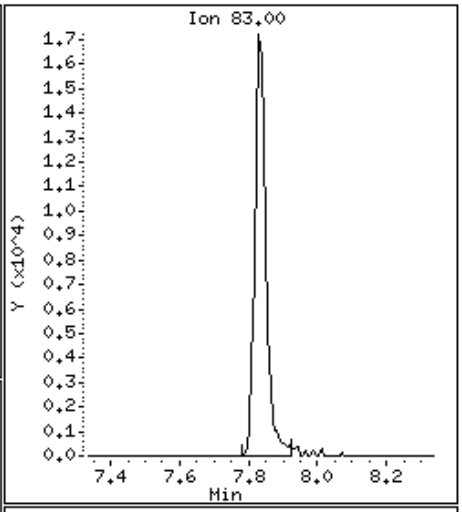

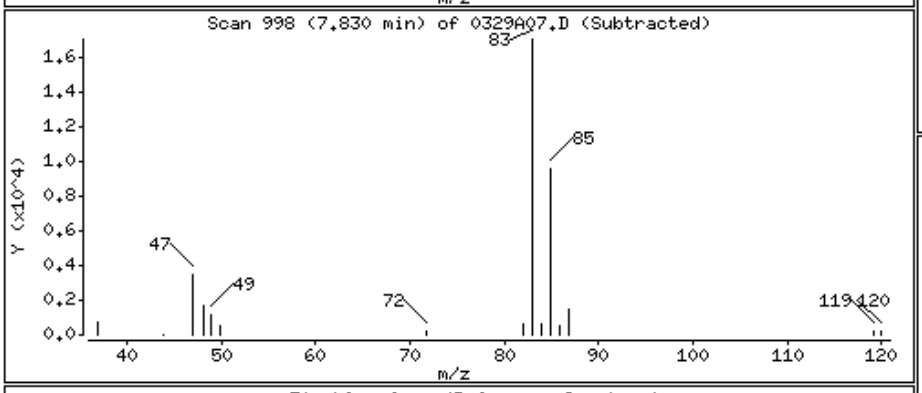

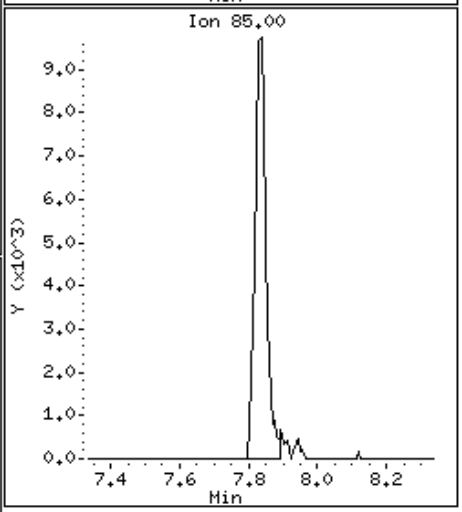

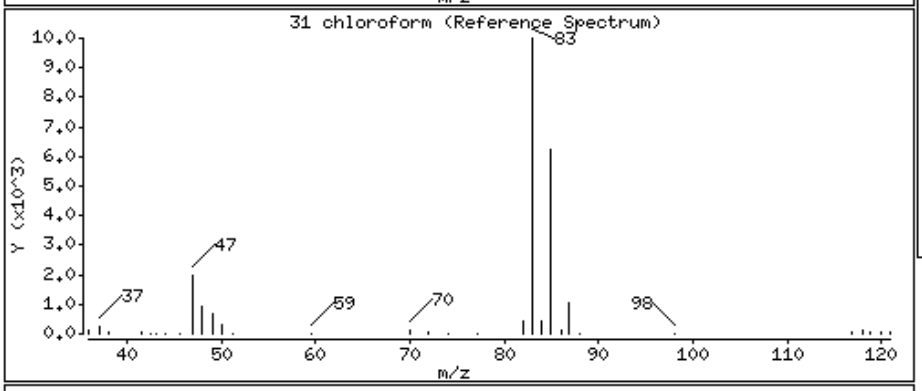

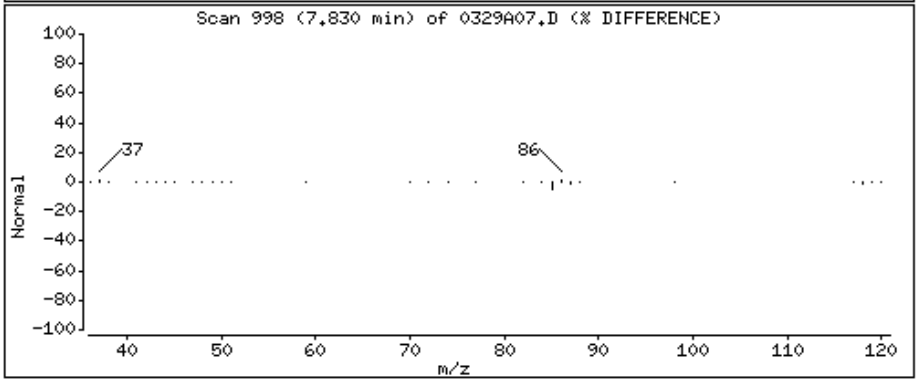

Data File: \\Orgserv2\ff\chem\GCMSVOA\Gonzo.i\140329.b\0329A07.D

Date : 29-MAR-2014 14:22

Client ID:

Instrument: Gonzo.i

Sample Info: 11406036-02,31,10,,a

Purge Volume: 10.0

Operator: PD

Column phase: Rtx-502.2

Column diameter: 0.18

44 trichloroethene

Concentration: 7.147 ngs

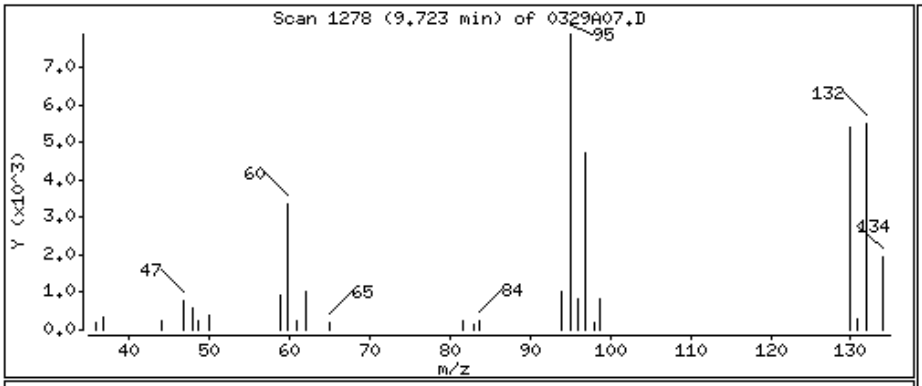

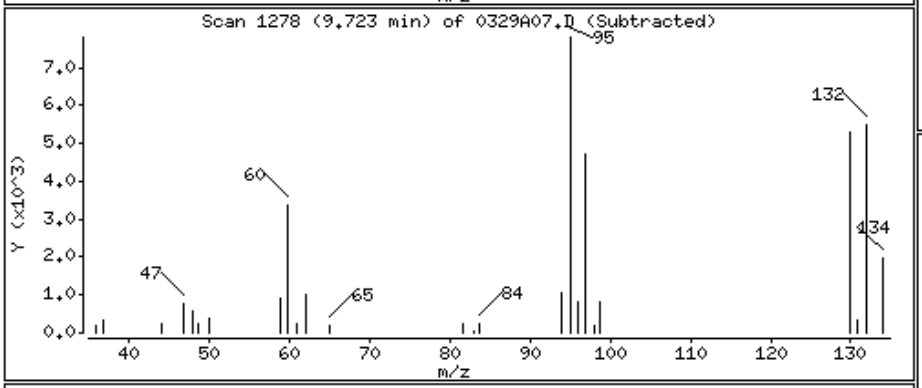

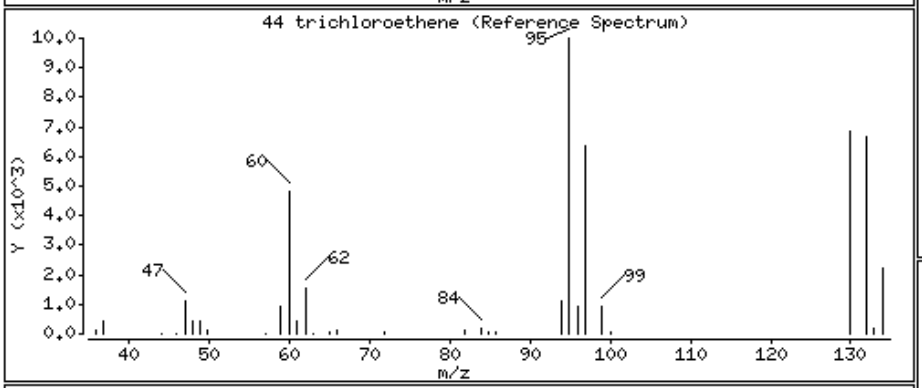

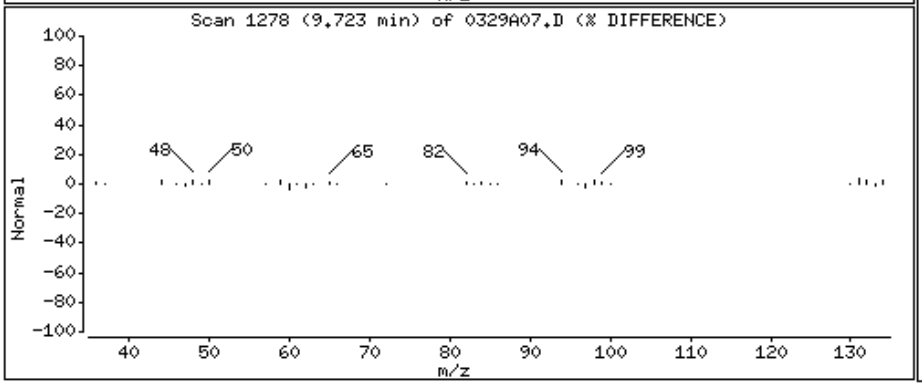

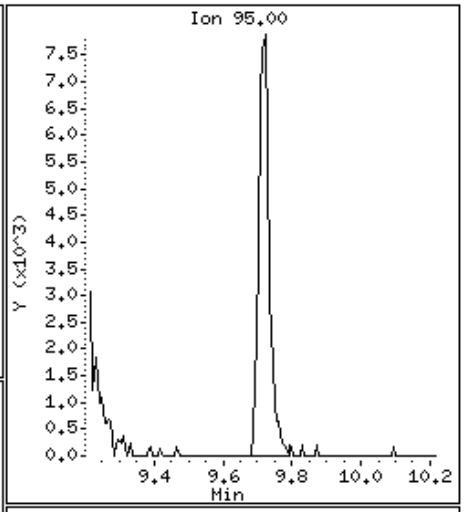

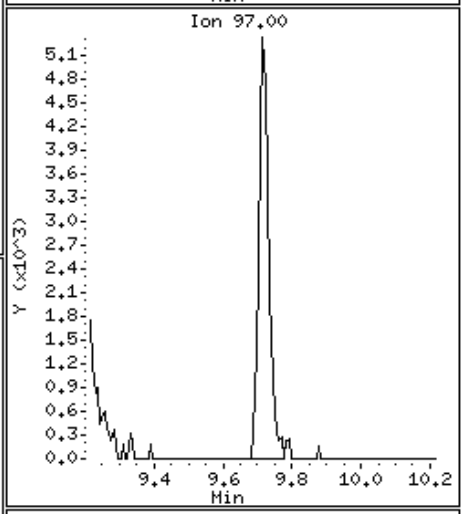

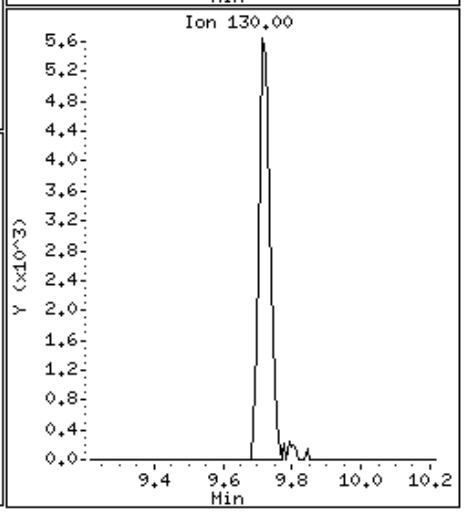

Data File: \\Orgserv2\ff\chem\GCMSVOA\Gonzo.i\140329.b\0329A07.D

Date : 29-MAR-2014 14:22

Client ID:

Instrument: Gonzo.i

Sample Info: l1406036-02,31,10,,a

Purge Volume: 10.0

Operator: PD

Column phase: Rtx-502.2

Column diameter: 0.18

62 tetrachloroethene

Concentration: 5.495 ngs

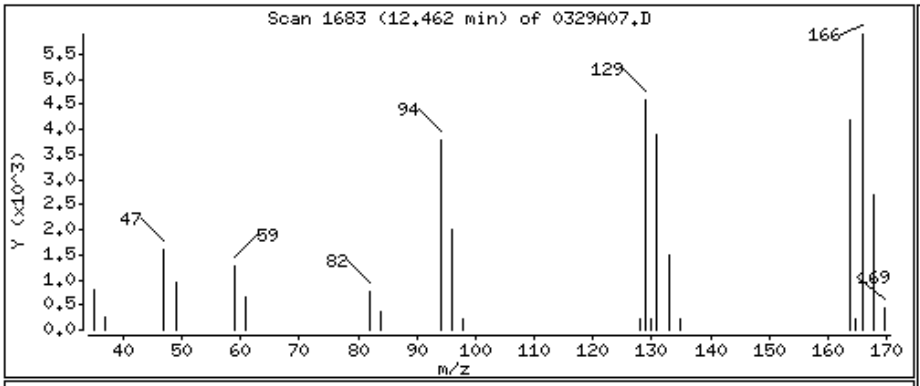

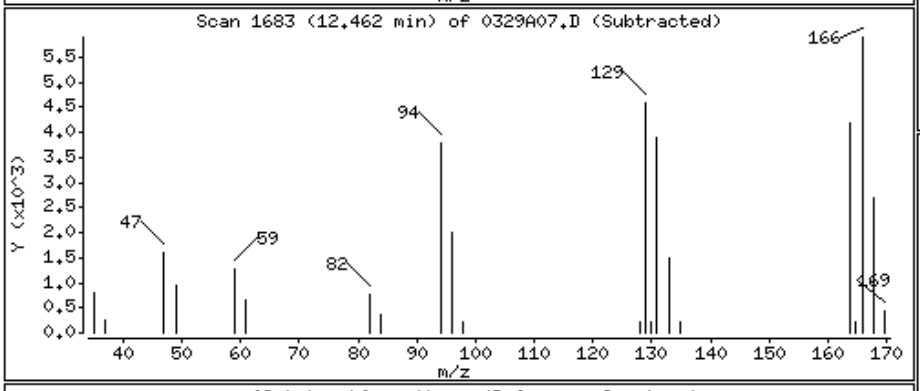

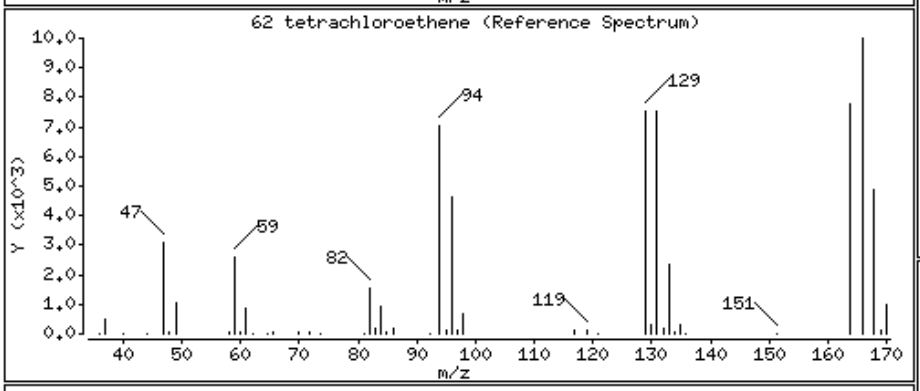

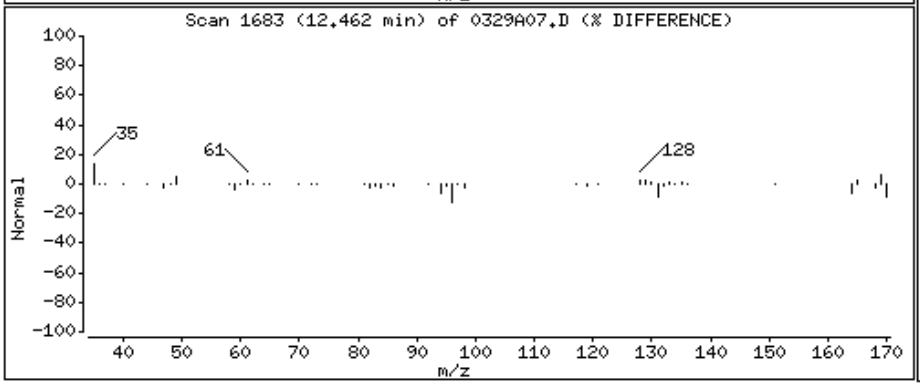

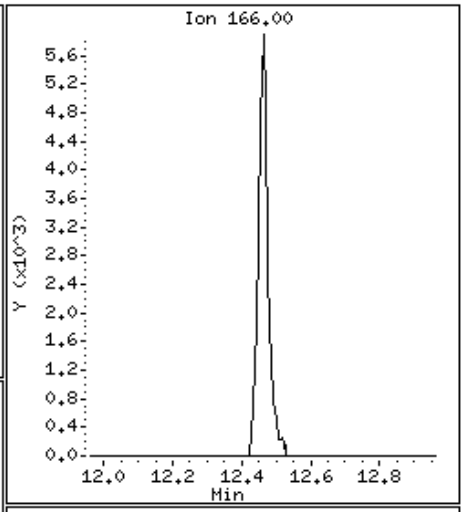

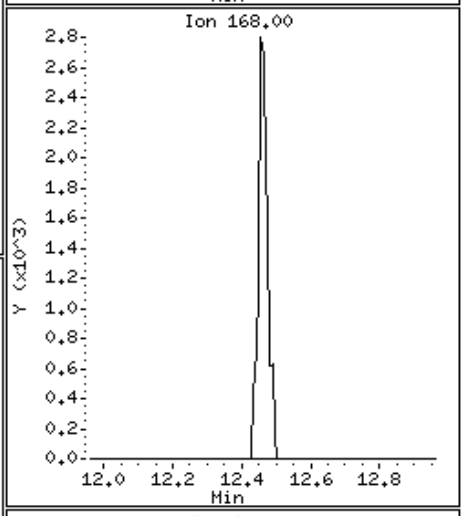

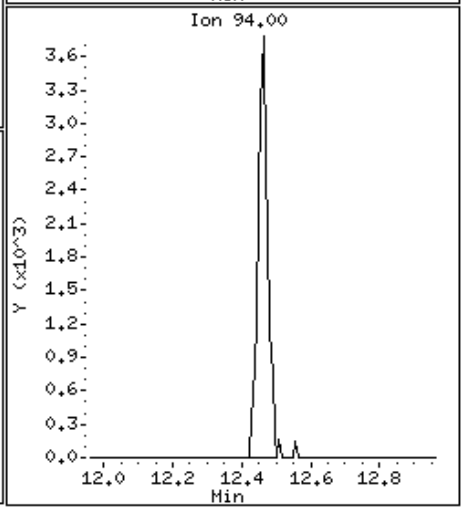

Alpha Analytical Labs

Manual Integration

Sample Info	: l1406036-02,31,10,,a wg678895,ical9343		
Instrument ID	: Gonzo.i		
Method	: v10ml8260.m		
File	: 0329A07.D		
Injection Date	: 29-MAR-2014 14:22		
Quantitation	: ISTD	Integrator :	HP RTE
Dilution Factor	: 1.00	Sample Type:	SAMPLE

This File has no version history.

//Orgserv2/ff/chem/GCMSVOA/Gonzo.i/140329.b/original/0329A07.D

Alpha Analytical Labs

gc/ms voa - VOA101

Data file : \\Orgserv2\ff\chem\GCMSVOA\Voa101.i\140329.b\0329A08.D
Lab Smp Id:
Inj Date : 29-MAR-2014 14:26
Operator : PD Inst ID: Voa101.i
Smp Info : l1406036-33,31,10,,a
Misc Info : wg678899,ical9333
Comment :
Method : \\Orgserv2\ff\chem\GCMSVOA\Voa101.i\140329.b\liq8260C.m
Meth Date : 29-Mar-2014 15:20 ppaveglio Quant Type: ISTD
Cal Date : 24-MAR-2014 14:57 Cal File: 0324A12.D
Als bottle: 8
Dil Factor: 1.00000
Integrator: HP RTE Compound Sublist: NJTCL.sub
Target Version: 4.12
Processing Host: VIRTUALXP-76524

Concentration Formula: Amt * DF * CpndVariable
Cpnd Variable Local Compound Variable

			QUANT SIG					CONCENTRATIONS ON-COLUMN	CONCENTRATIONS FINAL	
		Compounds	MASS	RT	EXP RT	REL RT	RESPONSE	(ngs)	(ngs)	REVIEW CODE
	1	dichlorodifluoromethane	85	Compound Not Detected.						
	2	chloromethane	50	Compound Not Detected.						
	3	vinyl chloride	62	Compound Not Detected.						
	4	bromomethane	94	Compound Not Detected.						
	5	chloroethane	64	Compound Not Detected.						
	6	trichlorofluoromethane	101	Compound Not Detected.						
	8	1,1,-dichloroethene	96	Compound Not Detected.						
	11	freon-113	101	Compound Not Detected.						
	10	carbon disulfide	76	Compound Not Detected.						
	14	methylene chloride	84	Compound Not Detected.						
	15	acetone	43	3.735	3.735	(0.599)	8322	56.8406	56.840	
	16	trans-1,2-dichloroethene	96	Compound Not Detected.						
	17	Methyl Acetate	43	Compound Not Detected.						
	18	methyl tert butyl ether	73	Compound Not Detected.						
	22	1,1-dichloroethane	63	Compound Not Detected.						
	27	cis-1,2-dichloroethene	96	Compound Not Detected.						
	29	bromochloromethane	128	Compound Not Detected.						
	30	Cyclohexane	56	Compound Not Detected.						
	31	chloroform	83	5.220	5.223	(0.838)	7270	6.57071	6.570	
	33	carbontetrachloride	117	Compound Not Detected.						
$	36	dibromofluoromethane	113	5.402	5.405	(0.867)	55153	107.131	107.131	
	37	1,1,1-trichloroethane	97	Compound Not Detected.						
	38	2-butanone	43	Compound Not Detected.						
	40	benzene	78	Compound Not Detected.						
$	42	1,2-dichloroethane-d4	65	5.944	5.941	(0.954)	62456	109.419	109.419	
	43	1,2-dichloroethane	62	Compound Not Detected.						
*	45	flourobenzene	96	6.230	6.227	(1.000)	196425	100.000		
	49	trichloroethene	95	Compound Not Detected.						

	Compounds	QUANT SIG MASS	RT	EXP RT	REL RT	RESPONSE	CONCENTRATIONS ON-COLUMN (ngs)	CONCENTRATIONS FINAL (ngs)	REVIEW CODE
	46 methyl cyclohexane	83	Compound Not Detected.						
	52 1,2-dichloropropane	63	Compound Not Detected.						
	53 bromodichloromethane	83	Compound Not Detected.						
	56 1,4-Dioxane	88	Compound Not Detected.						
	58 cis-1,3-dichloropropene	75	Compound Not Detected.						
$	59 toluene-d8	98	7.936	7.933	(0.810)	192817	93.0257	93.025	
	60 toluene	92	Compound Not Detected.						
	62 4-methyl-2-pentanone	58	Compound Not Detected.						
	63 tetrachloroethene	166	Compound Not Detected.						
	64 trans-1,3-dichloropropene	75	Compound Not Detected.						
	68 1,1,2-trichloroethane	83	Compound Not Detected.						
	69 chlorodibromomethane	129	Compound Not Detected.						
	71 1,2-dibromoethane	107	Compound Not Detected.						
	73 2-hexanone	43	Compound Not Detected.						
*	74 chlorobenzene-d5	117	9.792	9.786	(1.000)	153672	100.000		
	75 chlorobenzene	112	Compound Not Detected.						
	76 ethyl benzene	91	Compound Not Detected.						
	78 p/m xylene	106	Compound Not Detected.						
	79 o xylene	106	Compound Not Detected.						
	80 styrene	104	Compound Not Detected.						
	81 bromoform	173	Compound Not Detected.						
	82 isopropylbenzene	105	Compound Not Detected.						
$	83 4-bromofluorobenzene	95	11.251	11.251	(0.904)	71318	105.587	105.586	
	88 1,1,2,2,-tetrachloroethane	83	Compound Not Detected.						
	99 1,3-dichlorobenzene	146	Compound Not Detected.						
*	100 1,4-dichlorobenzene-d4	152	12.444	12.441	(1.000)	65321	100.000		
	101 1,4-dichlorobenzene	146	Compound Not Detected.						
	104 1,2-dichlorobenzene	146	Compound Not Detected.						
	106 1,2-dibromo-3-chloropropane	75	Compound Not Detected.						
	109 1,2,4-trichlorobenzene	180	Compound Not Detected.						
	111 1,2,3-trichlorobenzene	180	Compound Not Detected.						

Alpha Analytical Labs

gc/ms voa - VOA101

Data file : \\Orgserv2\ff\chem\GCMSVOA\Voa101.i\140329.b\0329A08.D
Lab Smp Id:
Inj Date : 29-MAR-2014 14:26
Operator : PD Inst ID: Voa101.i
Smp Info : l1406036-33,31,10,,a
Misc Info : wg678899,ical9333
Comment :
Method : \\Orgserv2\ff\chem\GCMSVOA\Voa101.i\140329.b\liq8260C.m
Meth Date : 29-Mar-2014 15:20 ppaveglio Quant Type: ISTD
Cal Date : 24-MAR-2014 14:57 Cal File: 0324A12.D
Als bottle: 8
Dil Factor: 1.00000
Integrator: HP RTE Compound Sublist: NJTCL.sub
Target Version: 4.12
Processing Host: VIRTUALXP-76524

- NO TENTATIVELY IDENTIFIED COMPOUNDS -

Alpha Analytical Labs

INTERNAL STANDARD COMPOUNDS
AREA AND RT SUMMARY

Instrument ID: Voa101.i
Lab File ID: 0329A08.D
Lab Smp Id:
Analysis Type: VOA
Quant Type: ISTD
Operator: PD
Method File: \\Orgserv2\ff\chem\GCMSVOA\Voa101.i\140329.b\liq8260C.m
Misc Info: wg678899,ical9333

Calibration Date: 29-MAR-2014
Calibration Time: 11:27
Level: LOW
Sample Type: WATER

Test Mode:
Use Last Continuing Calibrator.
If Continuing Cal. use Initial Cal. Level 3

		AREA LIMIT			
COMPOUND	STANDARD	LOWER	UPPER	SAMPLE	%DIFF
45 flourobenzene	220923	110462	441846	196425	-11.09
74 chlorobenzene-d5	175802	87901	351604	153672	-12.59
100 1,4-dichlorobenze	84508	42254	169016	65321	-22.70

		RT LIMIT			
COMPOUND	STANDARD	LOWER	UPPER	SAMPLE	%DIFF
45 flourobenzene	6.23	5.73	6.73	6.23	0.05
74 chlorobenzene-d5	9.79	9.29	10.29	9.79	0.06
100 1,4-dichlorobenze	12.44	11.94	12.94	12.44	0.02

AREA UPPER LIMIT = +100% of internal standard area.
AREA LOWER LIMIT = - 50% of internal standard area.
RT UPPER LIMIT = + 0.50 minutes of internal standard RT.
RT LOWER LIMIT = - 0.50 minutes of internal standard RT.

Alpha Analytical Labs

RECOVERY REPORT

Client Name: Client SDG: SDGa00307
Sample Matrix: LIQUID Fraction: VOA
Lab Smp Id:
Level: LOW Operator: PD
Data Type: MS DATA SampleType: SAMPLE
SpikeList File: curveallim.spk Quant Type: ISTD
Sublist File: NJTCL.sub
Method File: \\Orgserv2\ff\chem\GCMSVOA\Voa101.i\140329.b\liq8260C.m
Misc Info: wg678899,ical9333

SURROGATE COMPOUND	AMOUNT ADDED ngs	AMOUNT RECOVERED ngs	% RECOVERED	LIMITS
$ 36 dibromofluorometha	100.000	107.131	107.13	70-130
$ 42 1,2-dichloroethane	100.000	109.419	109.42	70-130
$ 59 toluene-d8	100.000	93.025	93.03	70-130
$ 83 4-bromofluorobenze	100.000	105.586	105.59	70-130

Data File: \\Orgserv2\ff\chem\GCMSVOA\Voa101.i\140329.b\0329A08.D
Date : 29-MAR-2014 14:26
Client ID:
Sample Info: 11406036-33,31,10,,a
Purge Volume: 10.0
Column phase:

Instrument: Voa101.i
Operator: PD
Column diameter: 0.18

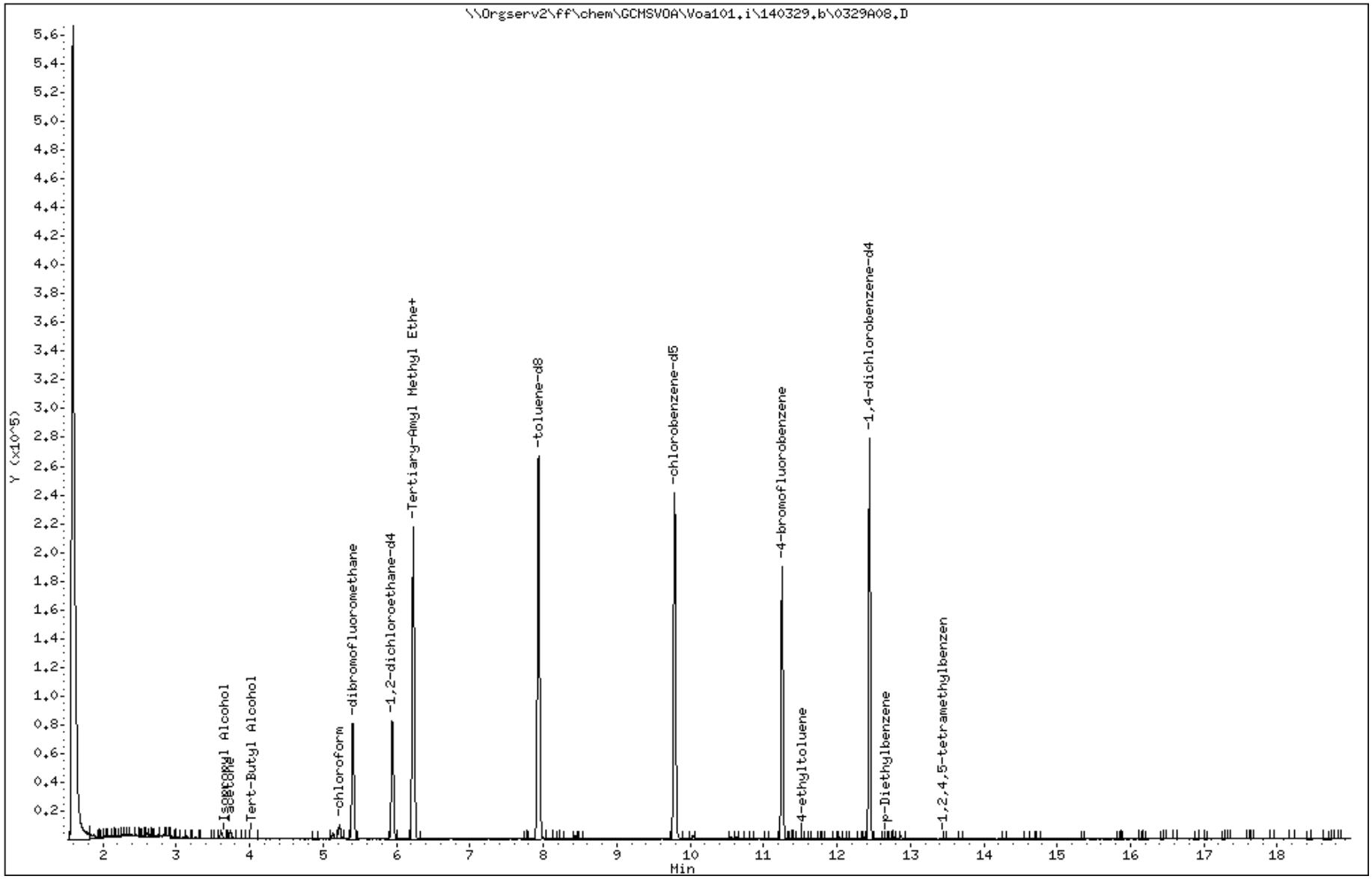

Data File: \\Orgserv2\ff\chem\GCMSVOA\Voa101.i\140329.b\0329A08.D

Date : 29-MAR-2014 14:26

Client ID:

Instrument: Voa101.i

Sample Info: 11406036-33,31,10,,a

Purge Volume: 10.0

Operator: PD

Column phase:

Column diameter: 0.18

15 acetone

Concentration: 56.840 ngs

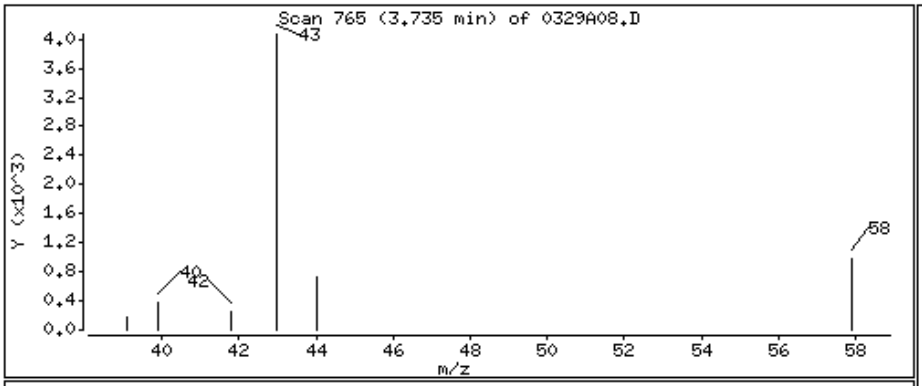

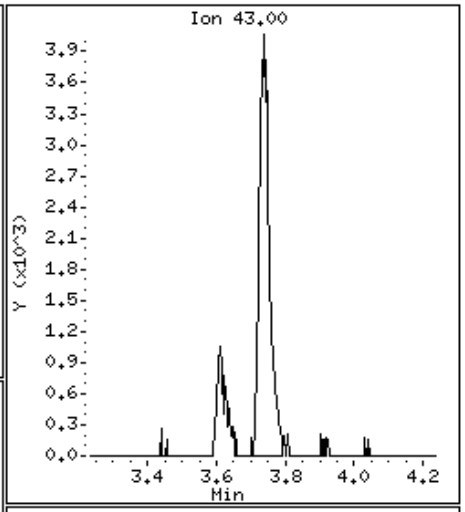

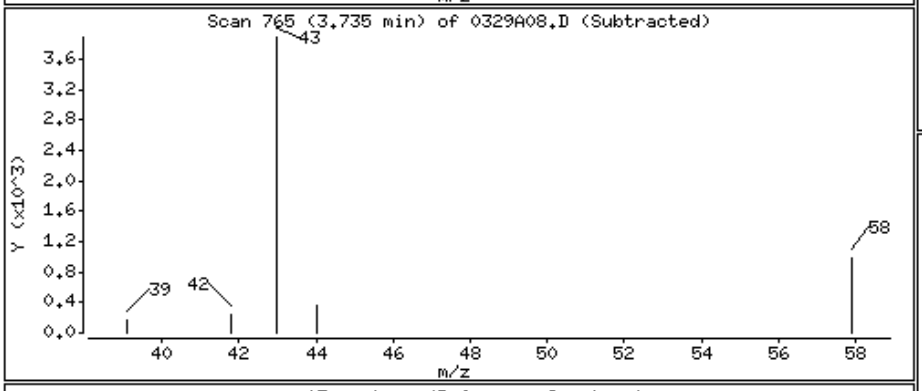

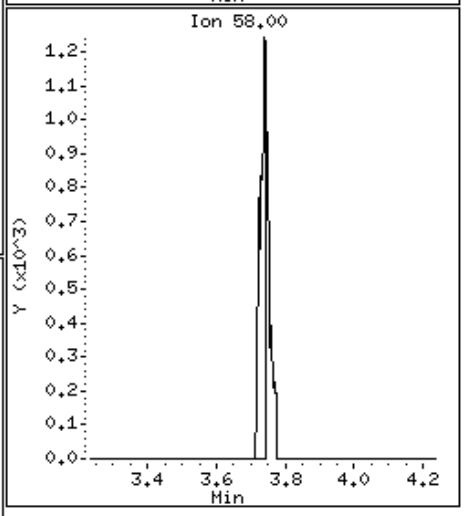

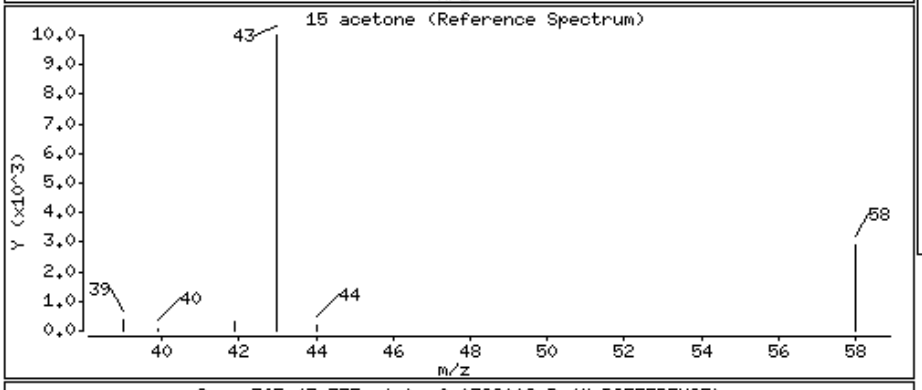

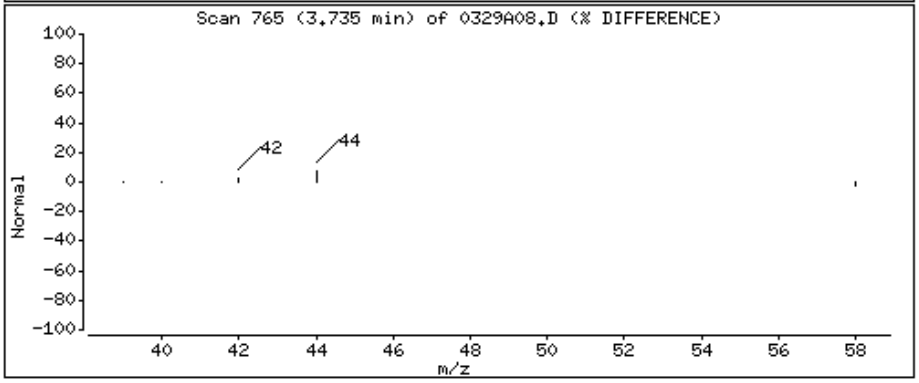

Data File: \\Orgserv2\ff\chem\GCMSVOA\Voa101.i\140329.b\0329A08.D

Date : 29-MAR-2014 14:26

Client ID:

Instrument: Voa101.i

Sample Info: 11406036-33,31,10,,a

Purge Volume: 10.0

Operator: PD

Column phase:

Column diameter: 0.18

31 chloroform

Concentration: 6.570 ngs

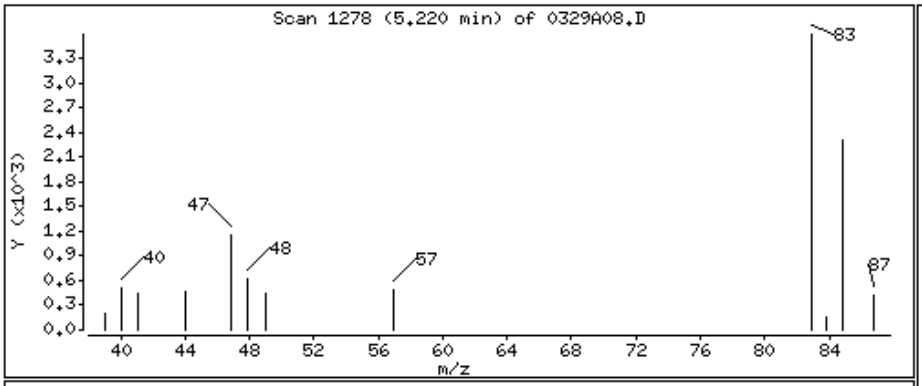

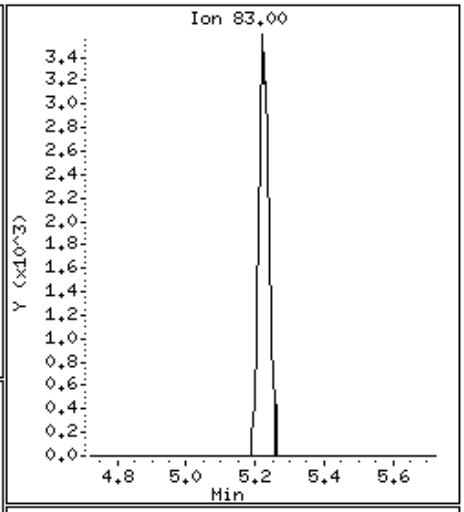

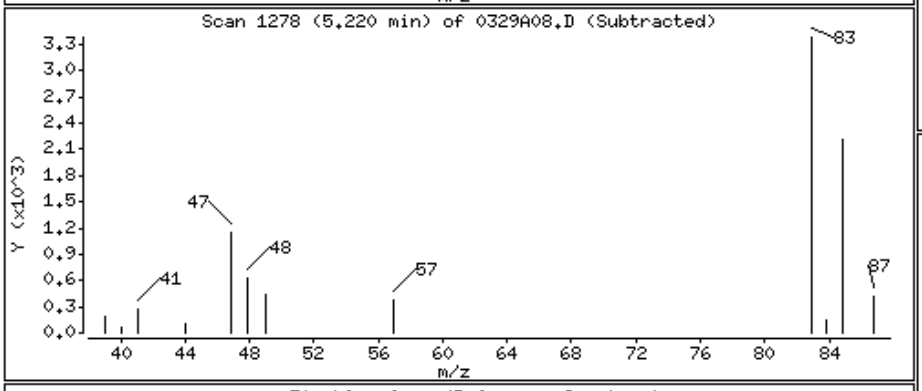

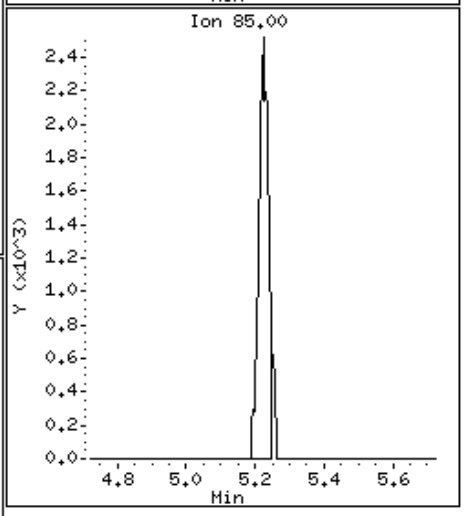

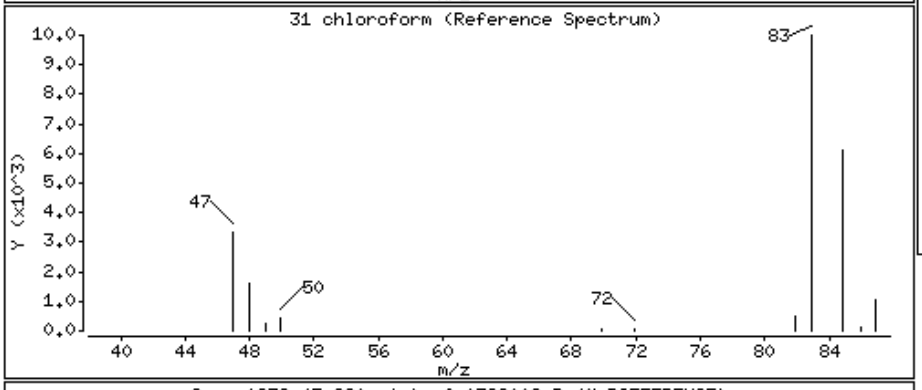

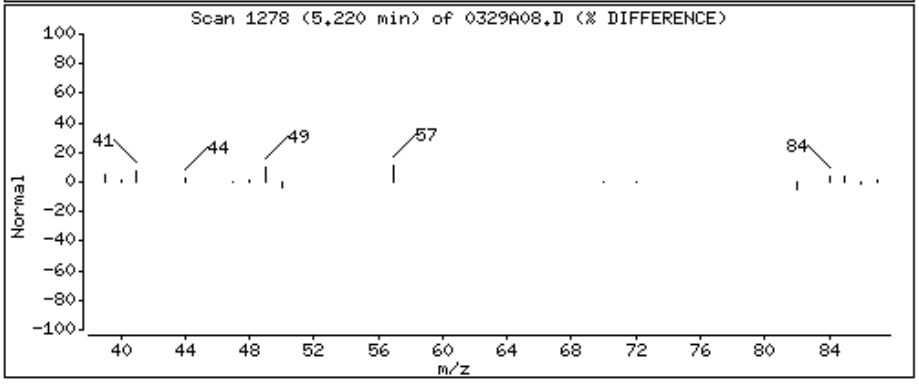

Alpha Analytical Labs

Manual Integration

Sample Info	: l1406036-33,31,10,,a wg678899,ical9333		
Instrument ID	: Voa101.i		
Method	: liq8260C.m		
File	: 0329A08.D		
Injection Date	: 29-MAR-2014 14:26		
Quantitation	: ISTD	Integrator :	HP RTE
Dilution Factor	: 1.00	Sample Type:	SAMPLE

This File has no version history.

//Orgserv2/ff/chem/GCMSVOA/Voa101.i/140329.b/original/0329A08.D

Alpha Analytical Labs

gc/ms voa - Elaine

Data file : \\Orgserv2\ff\chem\GCMSVOA\Elaine.i\140329.b\0329A08.D
Lab Smp Id:
Inj Date : 29-MAR-2014 14:42
Operator : PD Inst ID: Elaine.i
Smp Info : l1406036-16,31,10,,a
Misc Info : wg678962,ical9341
Comment :
Method : \\Orgserv2\ff\chem\GCMSVOA\Elaine.i\140329.b\liq8260C.m
Meth Date : 30-Mar-2014 21:28 pduczmalew Quant Type: ISTD
Cal Date : 24-MAR-2014 23:22 Cal File: 0324A06.D
Als bottle: 1
Dil Factor: 1.00000
Integrator: HP RTE Compound Sublist: NJTCL.sub
Target Version: 4.12
Processing Host: VIRTUALXP-76524

Concentration Formula: Amt * DF * CpndVariable
Cpnd Variable Local Compound Variable

	Compounds	QUANT SIG MASS	RT	EXP RT	REL RT	RESPONSE	CONCENTRATIONS ON-COLUMN (ngs)	FINAL (ngs)	REVIEW CODE
	1 dichlorodifluoromethane	85	Compound Not Detected.						
	2 chloromethane	50	Compound Not Detected.						
	3 vinyl chloride	62	Compound Not Detected.						
	4 bromomethane	94	Compound Not Detected.						
	5 chloroethane	64	Compound Not Detected.						
	6 trichlorofluoromethane	101	Compound Not Detected.						
	9 freon-113	101	4.325	4.335	(0.479)	693	1.84542	1.845(Q)	
	10 acetone	43	4.377	4.377	(0.485)	5657	61.6454	61.645	
	11 1,1,-dichloroethene	96	Compound Not Detected.						
	13 Methyl Acetate	43	Compound Not Detected.						
	14 methylene chloride	84	Compound Not Detected.						
	15 carbon disulfide	76	Compound Not Detected.						
	17 methyl tert butyl ether	73	Compound Not Detected.						
	19 trans-1,2-dichloroethene	96	Compound Not Detected.						
	23 1,1-dichloroethane	63	Compound Not Detected.						
	26 2-butanone	43	Compound Not Detected.						
	29 cis-1,2-dichloroethene	96	Compound Not Detected.						
	30 chloroform	83	7.469	7.469	(0.827)	851	1.10688	1.106	
	31 bromochloromethane	128	Compound Not Detected.						
$	34 dibromofluoromethane	113	7.786	7.786	(0.862)	37169	95.7307	95.730	
	36 1,1,1-trichloroethane	97	Compound Not Detected.						
	37 Cyclohexane	56	Compound Not Detected.						
	39 carbontetrachloride	117	Compound Not Detected.						
$	41 1,2-dichloroethane-d4	65	8.535	8.535	(0.945)	47264	101.287	101.287	
	42 1,2-dichloroethane	62	Compound Not Detected.						
	43 benzene	78	Compound Not Detected.						
*	45 flourobenzene	96	9.031	9.031	(1.000)	167860	100.000		
	47 trichloroethene	95	9.654	9.654	(1.069)	2288	5.09476	5.094	
	48 methyl cyclohexane	83	Compound Not Detected.						

	Compounds	QUANT SIG MASS	RT	EXP RT	REL RT	RESPONSE	CONCENTRATIONS ON-COLUMN (ngs)	CONCENTRATIONS FINAL (ngs)	REVIEW CODE
	49 1,2-dichloropropane	63	Compound Not Detected.						
	50 bromodichloromethane	83	Compound Not Detected.						
	51 1,4-Dioxane	88	Compound Not Detected.						
	54 4-methyl-2-pentanone	58	Compound Not Detected.						
	57 cis-1,3-dichloropropene	75	Compound Not Detected.						
$	58 toluene-d8	98	11.553	11.564	(0.820)	185487	100.135	100.135	
	59 toluene	92	Compound Not Detected.						
	62 trans-1,3-dichloropropene	75	Compound Not Detected.						
	64 2-hexanone	43	Compound Not Detected.						
	63 1,1,2-trichloroethane	83	Compound Not Detected.						
	66 tetrachloroethene	166	Compound Not Detected.						
	67 chlorodibromomethane	129	Compound Not Detected.						
	68 1,2-dibromoethane	107	Compound Not Detected.						
*	69 chlorobenzene-d5	117	14.086	14.086	(1.000)	146349	100.000		
	70 chlorobenzene	112	Compound Not Detected.						
	72 ethyl benzene	91	Compound Not Detected.						
	73 p/m xylene	106	Compound Not Detected.						
	74 o xylene	106	Compound Not Detected.						
	75 styrene	104	Compound Not Detected.						
	76 isopropylbenzene	105	Compound Not Detected.						
	77 bromoform	173	Compound Not Detected.						
	79 1,1,2,2,-tetrachloroethane	83	Compound Not Detected.						
$	80 4-bromofluorobenzene	95	16.218	16.218	(0.883)	85040	97.4906	97.490	
	93 1,3-dichlorobenzene	146	Compound Not Detected.						
*	94 1,4-dichlorobenzene-d4	152	18.360	18.360	(1.000)	71220	100.000		
	95 1,4-dichlorobenzene	146	Compound Not Detected.						
	98 1,2-dichlorobenzene	146	Compound Not Detected.						
	100 1,2-dibromo-3-chloropropane	75	Compound Not Detected.						
	102 1,2,4-trichlorobenzene	180	Compound Not Detected.						
	105 1,2,3-trichlorobenzene	180	Compound Not Detected.						

QC Flag Legend

Q - Qualifier signal failed the ratio test.

Alpha Analytical Labs

gc/ms voa - Elaine

Data file : \\Orgserv2\ff\chem\GCMSVOA\Elaine.i\140329.b\0329A08.D
Lab Smp Id:
Inj Date : 29-MAR-2014 14:42
Operator : PD Inst ID: Elaine.i
Smp Info : l1406036-16,31,10,,a
Misc Info : wg678962,ical9341
Comment :
Method : \\Orgserv2\ff\chem\GCMSVOA\Elaine.i\140329.b\liq8260C.m
Meth Date : 30-Mar-2014 21:28 pduczmalew Quant Type: ISTD
Cal Date : 24-MAR-2014 23:22 Cal File: 0324A06.D
Als bottle: 1
Dil Factor: 1.00000
Integrator: HP RTE Compound Sublist: NJTCL.sub
Target Version: 4.12
Processing Host: VIRTUALXP-76524

- NO TENTATIVELY IDENTIFIED COMPOUNDS -

Alpha Analytical Labs

INTERNAL STANDARD COMPOUNDS
AREA AND RT SUMMARY

Instrument ID: Elaine.i
Lab File ID: 0329A08.D
Lab Smp Id:
Analysis Type: VOA
Quant Type: ISTD
Operator: PD
Method File: \\Orgserv2\ff\chem\GCMSVOA\Elaine.i\140329.b\liq8260C.m
Misc Info: wg678962,ical9341

Calibration Date: 29-MAR-2014
Calibration Time: 11:14
Level: LOW
Sample Type: WATER

Test Mode:
Use Last Continuing Calibrator.
If Continuing Cal. use Initial Cal. Level 3

		AREA LIMIT			
COMPOUND	STANDARD	LOWER	UPPER	SAMPLE	%DIFF
45 flourobenzene	216817	108409	433634	167860	-22.58
69 chlorobenzene-d5	183807	91904	367614	146349	-20.38
94 1,4-dichlorobenze	94614	47307	189228	71220	-24.73

		RT LIMIT			
COMPOUND	STANDARD	LOWER	UPPER	SAMPLE	%DIFF
45 flourobenzene	9.03	8.53	9.53	9.03	0.00
69 chlorobenzene-d5	14.09	13.59	14.59	14.09	0.00
94 1,4-dichlorobenze	18.36	17.86	18.86	18.36	0.00

AREA UPPER LIMIT = +100% of internal standard area.
AREA LOWER LIMIT = - 50% of internal standard area.
RT UPPER LIMIT = + 0.50 minutes of internal standard RT.
RT LOWER LIMIT = - 0.50 minutes of internal standard RT.

Alpha Analytical Labs

RECOVERY REPORT

Client Name: Client SDG: SDGa00307
Sample Matrix: LIQUID Fraction: VOA
Lab Smp Id:
Level: LOW Operator: PD
Data Type: MS DATA SampleType: SAMPLE
SpikeList File: curveall.spk Quant Type: ISTD
Sublist File: NJTCL.sub
Method File: \\Orgserv2\ff\chem\GCMSVOA\Elaine.i\140329.b\liq8260C.m
Misc Info: wg678962,ical9341

SURROGATE COMPOUND	AMOUNT ADDED ngs	AMOUNT RECOVERED ngs	% RECOVERED	LIMITS
$ 34 dibromofluorometha	100.000	95.730	95.73	70-130
$ 41 1,2-dichloroethane	100.000	101.287	101.29	70-130
$ 58 toluene-d8	100.000	100.135	100.14	70-130
$ 80 4-bromofluorobenze	100.000	97.490	97.49	70-130

Data File: \\Orgserv2\ff\chem\GCMSVOA\Elaine.i\140329.b\0329A08.D
Date : 29-MAR-2014 14:42
Client ID:
Sample Info: 11406036-16,31,10,,a
Purge Volume: 10.0
Column phase:

Instrument: Elaine.i
Operator: PD
Column diameter: 0.18

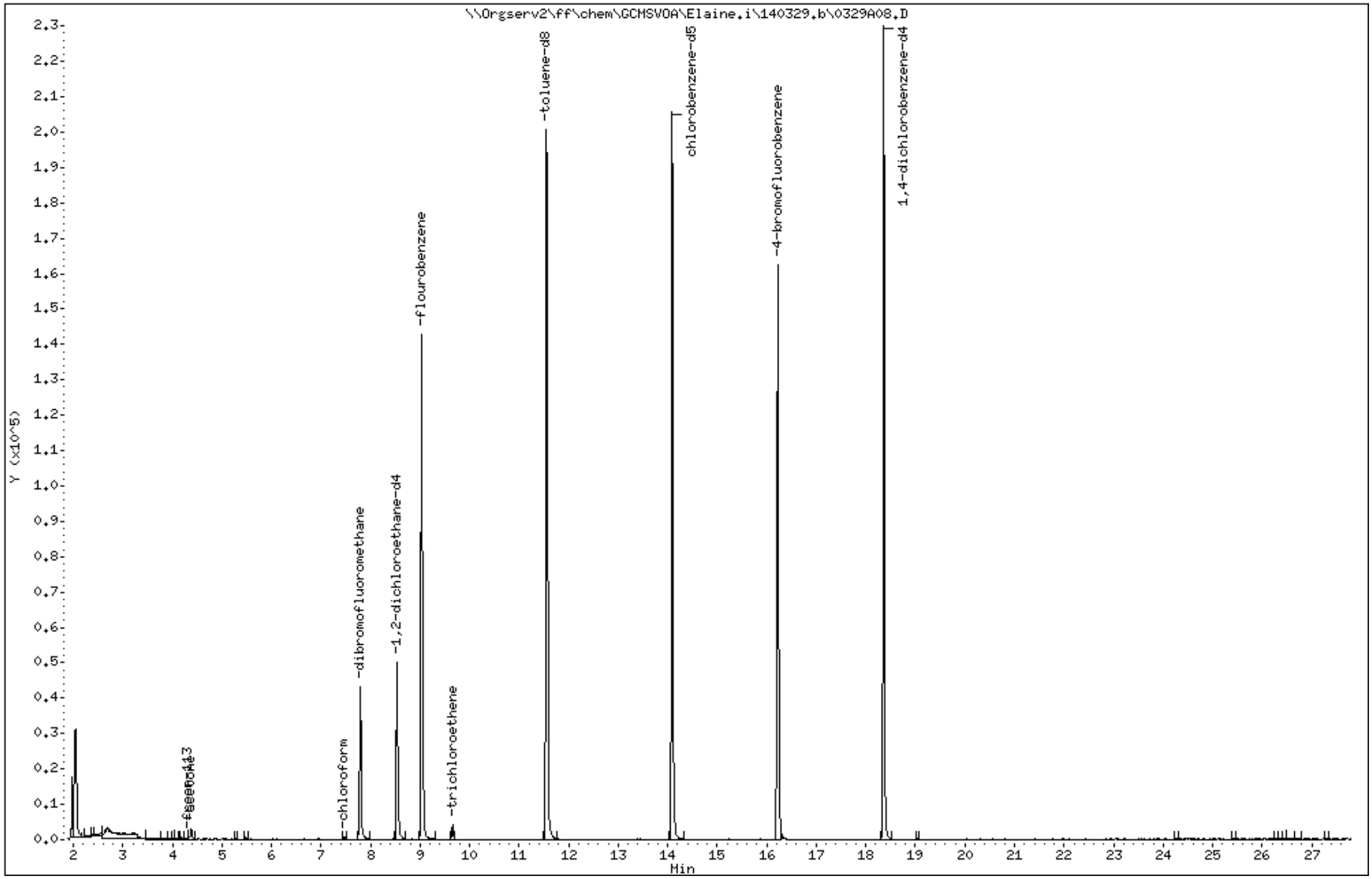

Data File: \\Orgserv2\ff\chem\GCMSVOA\Elaine.i\140329.b\0329A08.D

Date : 29-MAR-2014 14:42

Client ID:

Instrument: Elaine.i

Sample Info: 11406036-16,31,10,,a

Purge Volume: 10.0

Operator: PD

Column phase:

Column diameter: 0.18

9 freon-113

Concentration: 1.845 ngs

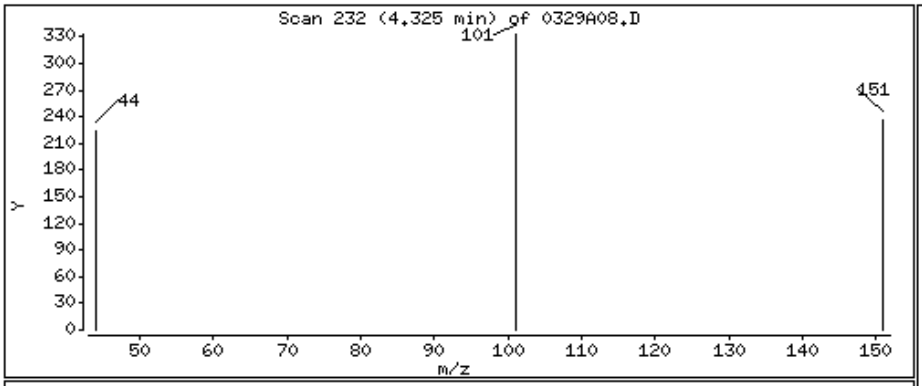

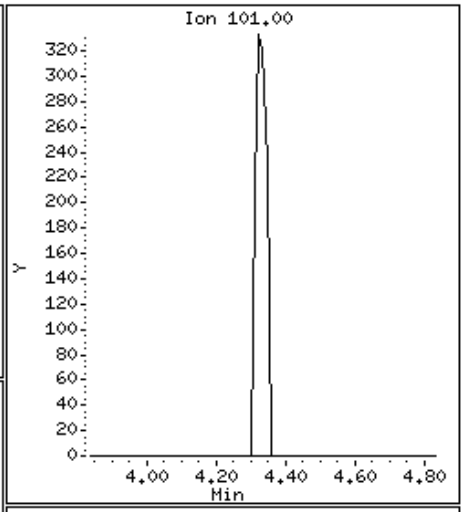

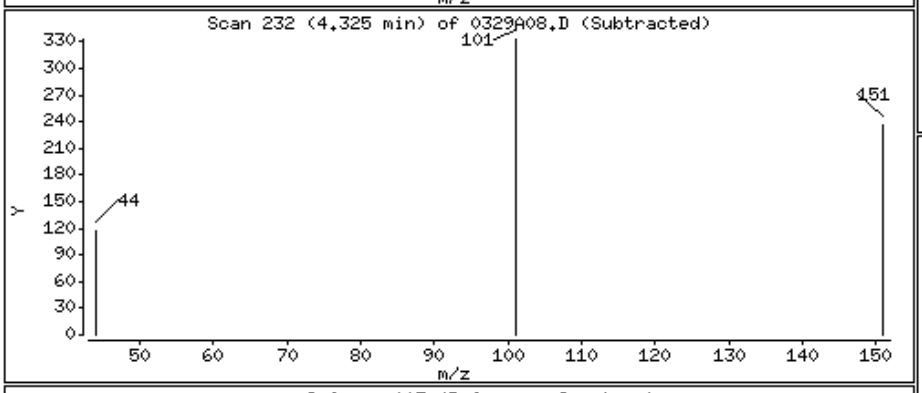

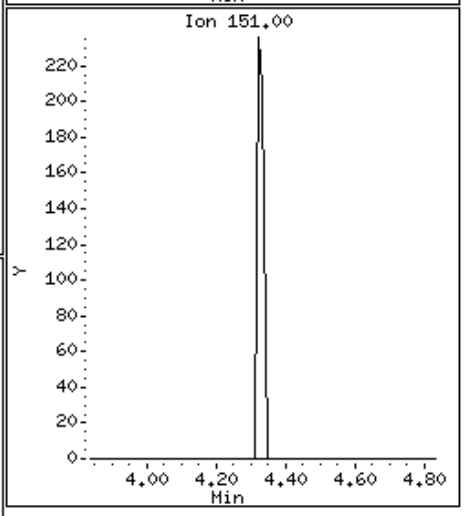

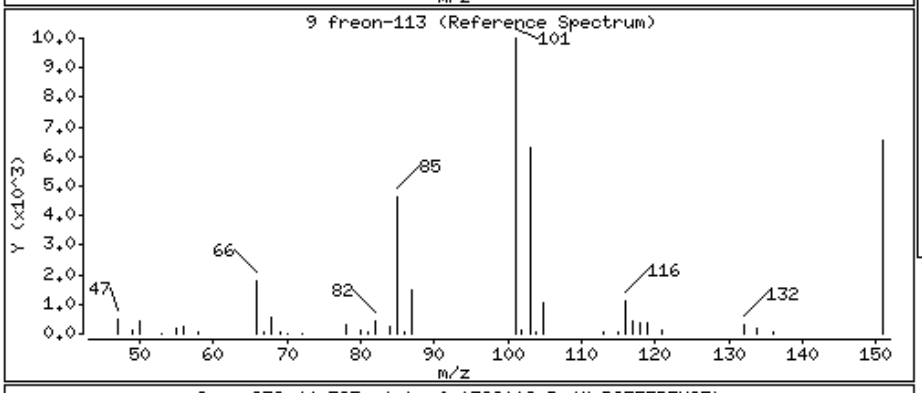

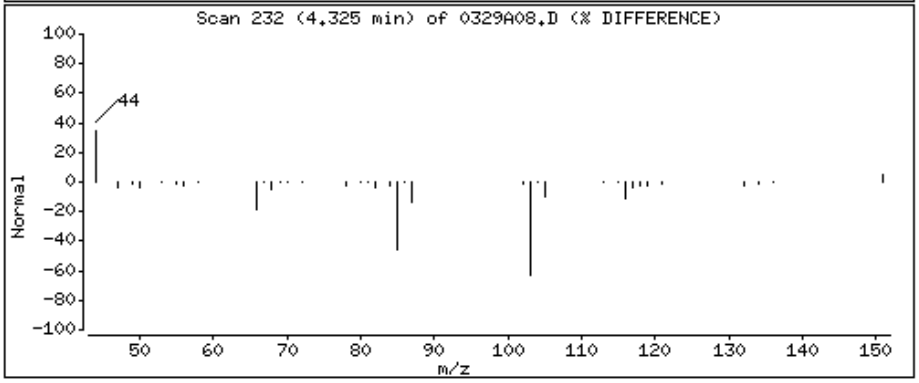

Data File: \\Orgserv2\ff\chem\GCMSVOA\Elaine.i\140329.b\0329A08.D

Date : 29-MAR-2014 14:42

Client ID:

Instrument: Elaine.i

Sample Info: 11406036-16,31,10,,a

Purge Volume: 10.0

Operator: PD

Column phase:

Column diameter: 0.18

10 acetone

Concentration: 61.645 ngs

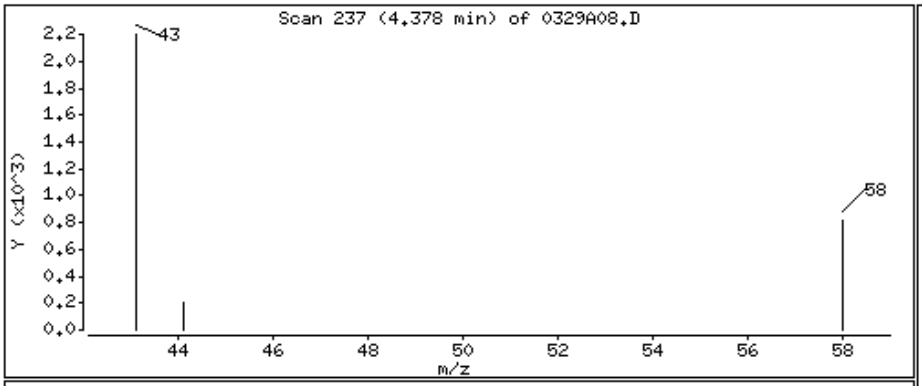

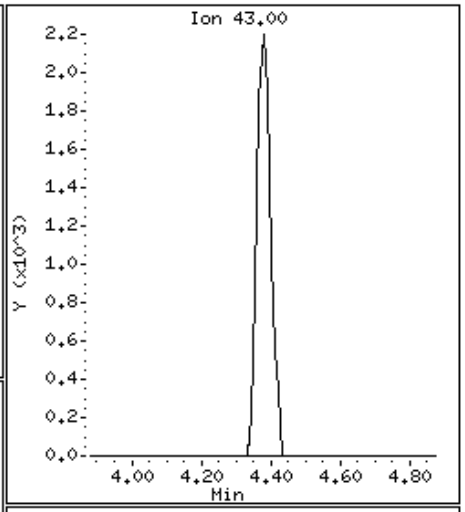

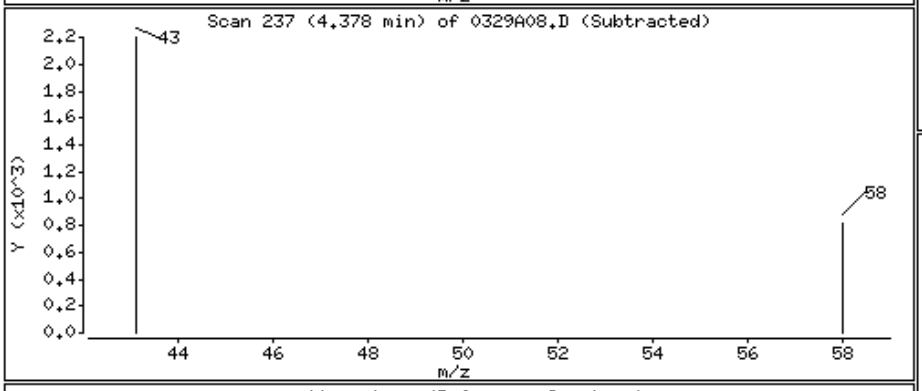

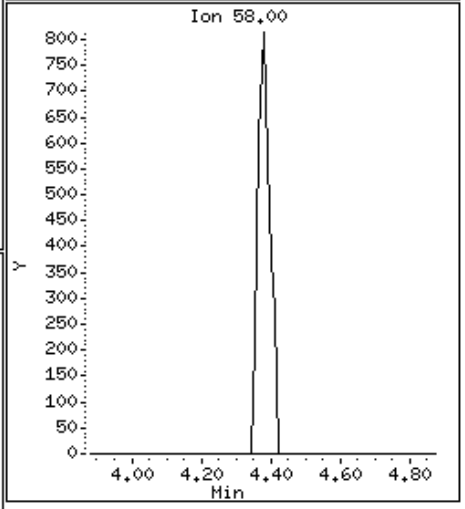

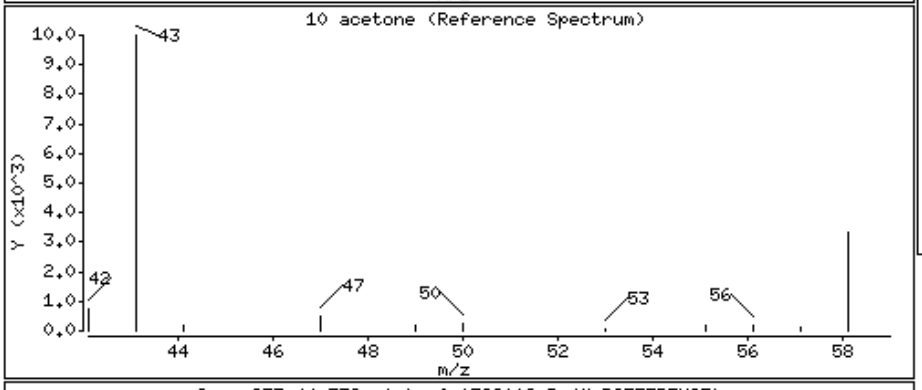

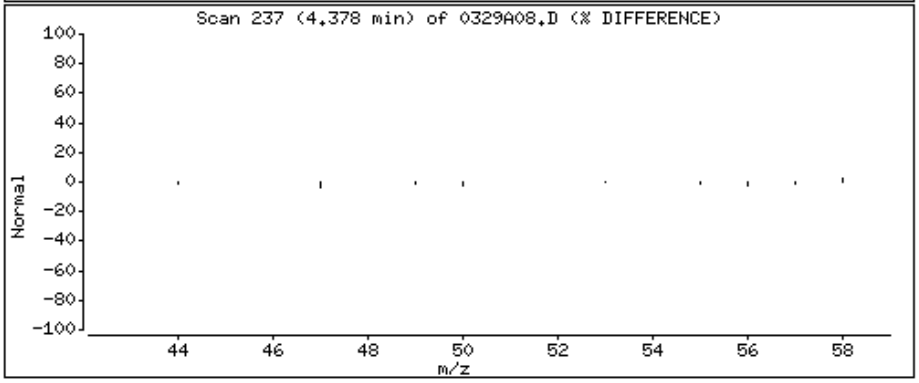

Data File: \\Orgserv2\ff\chem\GCMSVOA\Elaine.i\140329.b\0329A08.D

Date : 29-MAR-2014 14:42

Client ID:

Instrument: Elaine.i

Sample Info: 11406036-16,31,10,,a

Purge Volume: 10.0

Operator: PD

Column phase:

Column diameter: 0.18

30 chloroform

Concentration: 1.106 ngs

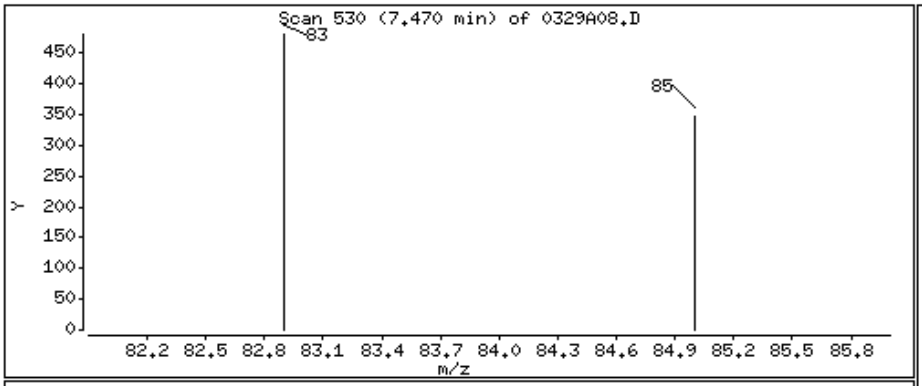

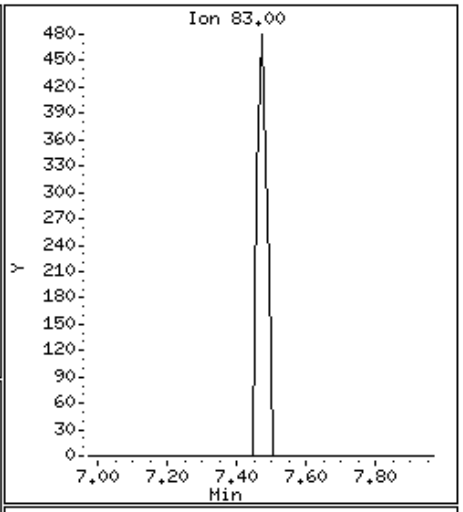

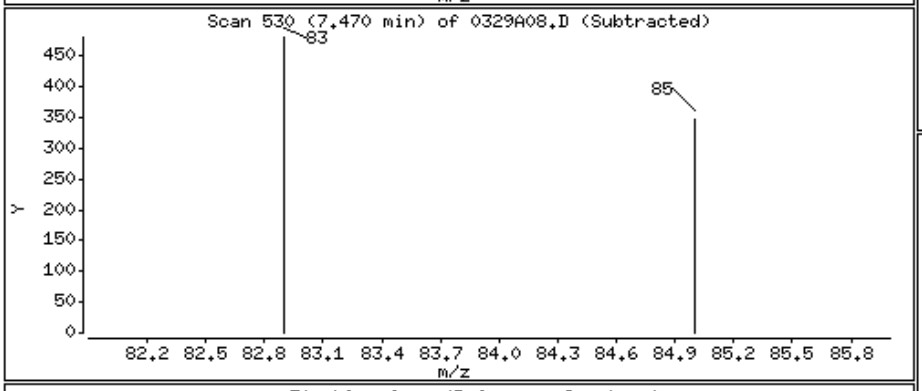

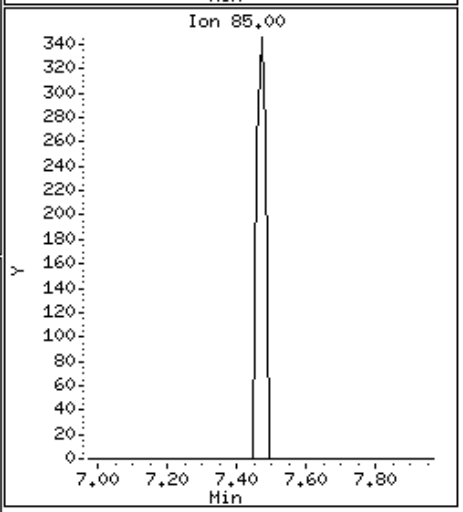

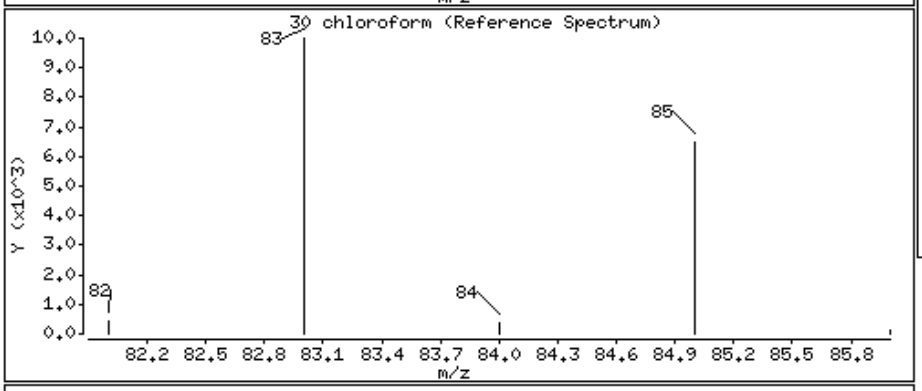

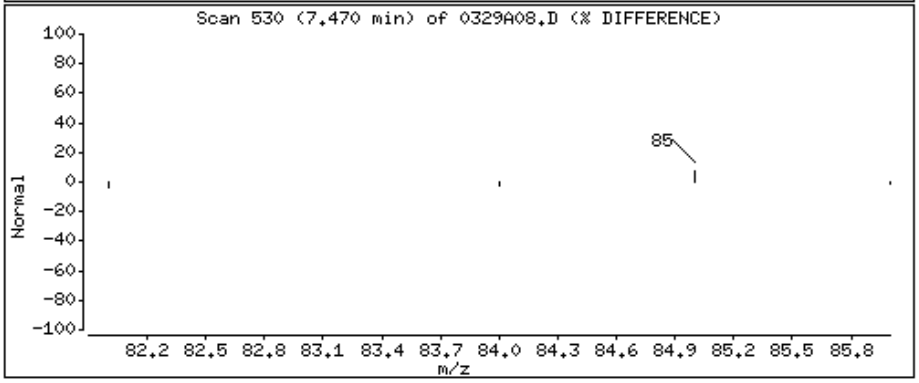

Data File: \\Orgserv2\ff\chem\GCMSVOA\Elaine.i\140329.b\0329A08.D

Date : 29-MAR-2014 14:42

Client ID:

Instrument: Elaine.i

Sample Info: 11406036-16,31,10,,a

Purge Volume: 10.0

Operator: PD

Column phase:

Column diameter: 0.18

47 trichloroethene

Concentration: 5.094 ngs

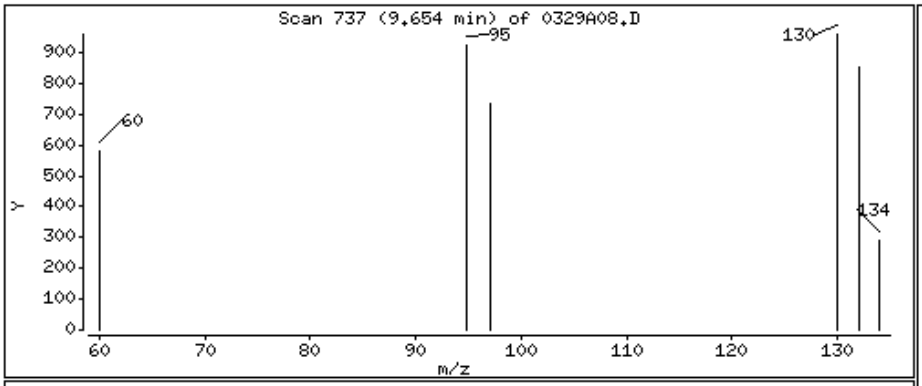

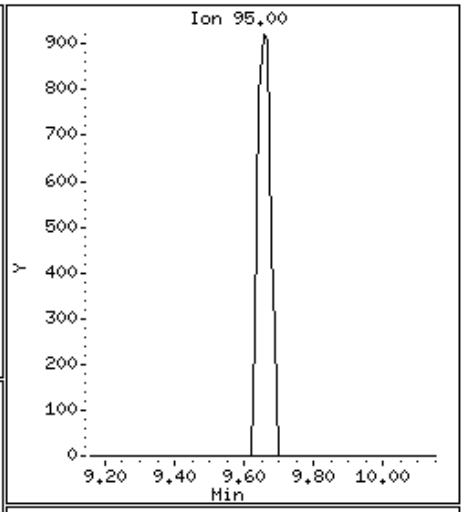

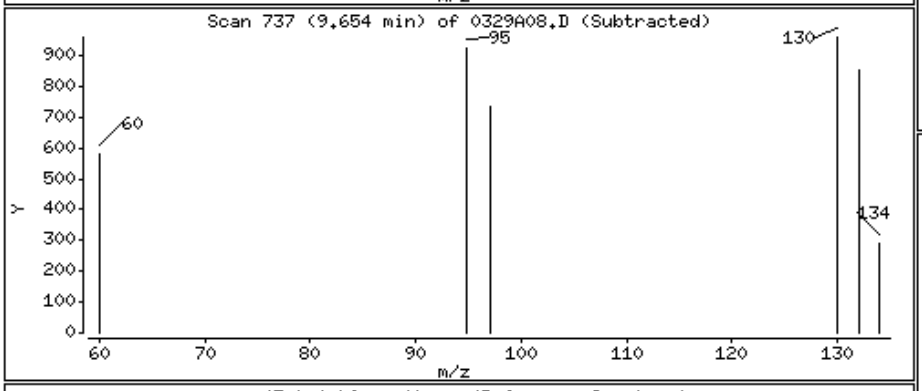

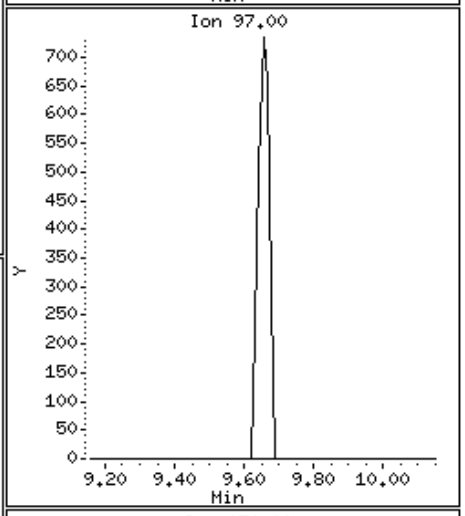

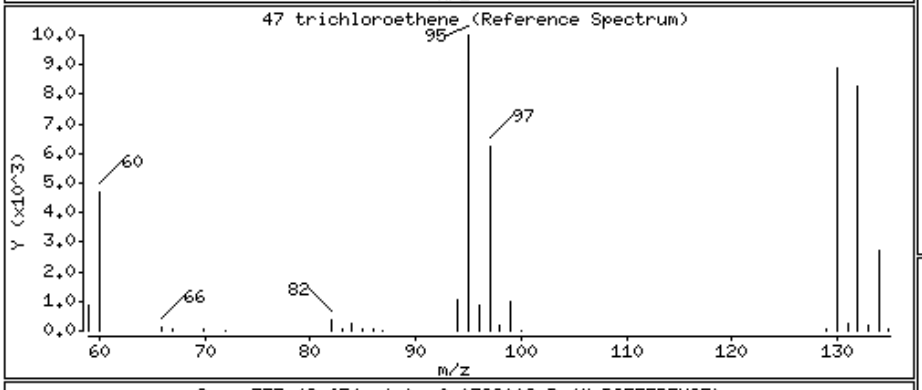

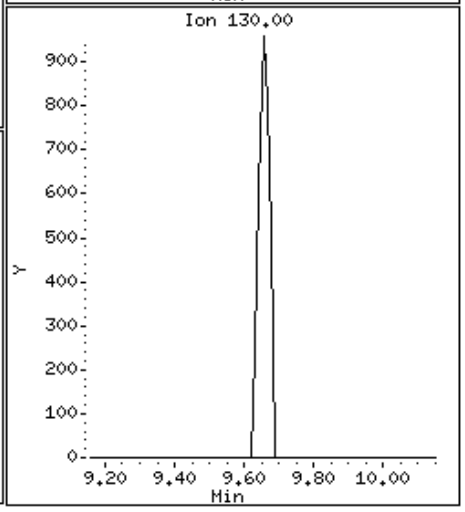

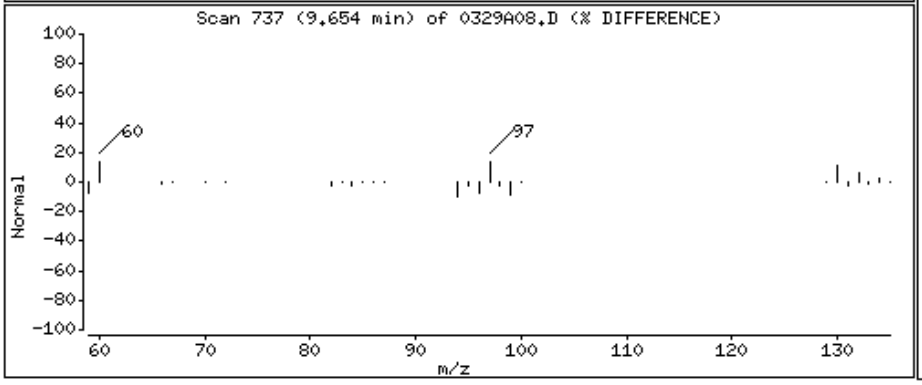

Alpha Analytical Labs

Manual Integration

Sample Info	: l1406036-16,31,10,,a wg678962,ical9341		
Instrument ID	: Elaine.i		
Method	: liq8260C.m		
File	: 0329A08.D		
Injection Date	: 29-MAR-2014 14:42		
Quantitation	: ISTD	Integrator :	HP RTE
Dilution Factor	: 1.00	Sample Type:	SAMPLE

This File has no version history.

//Orgserv2/ff/chem/GCMSVOA/Elaine.i/140329.b/original/0329A08.D

Alpha Analytical Labs

gc/ms voa - VOA101

Data file : \\Orgserv2\ff\chem\GCMSVOA\Voa101.i\140329.b\0329A09.D
Lab Smp Id:
Inj Date : 29-MAR-2014 14:55
Operator : PD Inst ID: Voa101.i
Smp Info : l1406036-34,31,10,,a
Misc Info : wg678899,ical9333
Comment :
Method : \\Orgserv2\ff\chem\GCMSVOA\Voa101.i\140329.b\liq8260C.m
Meth Date : 29-Mar-2014 15:20 ppaveglio Quant Type: ISTD
Cal Date : 24-MAR-2014 14:57 Cal File: 0324A12.D
Als bottle: 9
Dil Factor: 1.00000
Integrator: HP RTE Compound Sublist: NJTCL.sub
Target Version: 4.12
Processing Host: VIRTUALXP-76524

Concentration Formula: Amt * DF * CpndVariable
Cpnd Variable Local Compound Variable

			QUANT SIG					CONCENTRATIONS ON-COLUMN	FINAL	
		Compounds	MASS	RT	EXP RT	REL RT	RESPONSE	(ngs)	(ngs)	REVIEW CODE
	1	dichlorodifluoromethane	85	Compound Not Detected.						
	2	chloromethane	50	Compound Not Detected.						
	3	vinyl chloride	62	Compound Not Detected.						
	4	bromomethane	94	Compound Not Detected.						
	5	chloroethane	64	Compound Not Detected.						
	6	trichlorofluoromethane	101	Compound Not Detected.						
	8	1,1,-dichloroethene	96	Compound Not Detected.						
	11	freon-113	101	Compound Not Detected.						
	10	carbon disulfide	76	Compound Not Detected.						
	14	methylene chloride	84	Compound Not Detected.						
	15	acetone	43	3.737	3.735	(0.600)	6056	41.7969	41.796	
	16	trans-1,2-dichloroethene	96	Compound Not Detected.						
	17	Methyl Acetate	43	Compound Not Detected.						
	18	methyl tert butyl ether	73	Compound Not Detected.						
	22	1,1-dichloroethane	63	Compound Not Detected.						
	27	cis-1,2-dichloroethene	96	Compound Not Detected.						
	29	bromochloromethane	128	Compound Not Detected.						
	30	Cyclohexane	56	Compound Not Detected.						
	31	chloroform	83	5.226	5.223	(0.839)	12101	11.0516	11.051	
	33	carbontetrachloride	117	Compound Not Detected.						
$	36	dibromofluoromethane	113	5.408	5.405	(0.868)	54346	106.670	106.669	
	37	1,1,1-trichloroethane	97	Compound Not Detected.						
	38	2-butanone	43	Compound Not Detected.						
	40	benzene	78	Compound Not Detected.						
$	42	1,2-dichloroethane-d4	65	5.944	5.941	(0.954)	62955	111.449	111.449	
	43	1,2-dichloroethane	62	Compound Not Detected.						
*	45	flourobenzene	96	6.230	6.227	(1.000)	194388	100.000		
	49	trichloroethene	95	Compound Not Detected.						

	Compounds	QUANT SIG MASS	RT	EXP RT	REL RT	RESPONSE	CONCENTRATIONS ON-COLUMN (ngs)	CONCENTRATIONS FINAL (ngs)	REVIEW CODE
	46 methyl cyclohexane	83	Compound Not Detected.						
	52 1,2-dichloropropane	63	Compound Not Detected.						
	53 bromodichloromethane	83	Compound Not Detected.						
	56 1,4-Dioxane	88	Compound Not Detected.						
	58 cis-1,3-dichloropropene	75	Compound Not Detected.						
$	59 toluene-d8	98	7.933	7.933	(0.810)	190706	91.8525	91.852	
	60 toluene	92	Compound Not Detected.						
	62 4-methyl-2-pentanone	58	Compound Not Detected.						
	63 tetrachloroethene	166	Compound Not Detected.						
	64 trans-1,3-dichloropropene	75	Compound Not Detected.						
	68 1,1,2-trichloroethane	83	Compound Not Detected.						
	69 chlorodibromomethane	129	Compound Not Detected.						
	71 1,2-dibromoethane	107	Compound Not Detected.						
	73 2-hexanone	43	Compound Not Detected.						
*	74 chlorobenzene-d5	117	9.789	9.786	(1.000)	153931	100.000		
	75 chlorobenzene	112	Compound Not Detected.						
	76 ethyl benzene	91	Compound Not Detected.						
	78 p/m xylene	106	Compound Not Detected.						
	79 o xylene	106	Compound Not Detected.						
	80 styrene	104	Compound Not Detected.						
	81 bromoform	173	Compound Not Detected.						
	82 isopropylbenzene	105	Compound Not Detected.						
$	83 4-bromofluorobenzene	95	11.254	11.251	(0.904)	70362	102.709	102.709	
	88 1,1,2,2,-tetrachloroethane	83	Compound Not Detected.						
	99 1,3-dichlorobenzene	146	Compound Not Detected.						
*	100 1,4-dichlorobenzene-d4	152	12.444	12.441	(1.000)	66251	100.000		
	101 1,4-dichlorobenzene	146	Compound Not Detected.						
	104 1,2-dichlorobenzene	146	Compound Not Detected.						
	106 1,2-dibromo-3-chloropropane	75	Compound Not Detected.						
	109 1,2,4-trichlorobenzene	180	Compound Not Detected.						
	111 1,2,3-trichlorobenzene	180	Compound Not Detected.						

Alpha Analytical Labs

gc/ms voa - VOA101

Data file : \\Orgserv2\ff\chem\GCMSVOA\Voa101.i\140329.b\0329A09.D
Lab Smp Id:
Inj Date : 29-MAR-2014 14:55
Operator : PD Inst ID: Voa101.i
Smp Info : l1406036-34,31,10,,a
Misc Info : wg678899,ical9333
Comment :
Method : \\Orgserv2\ff\chem\GCMSVOA\Voa101.i\140329.b\liq8260C.m
Meth Date : 29-Mar-2014 15:20 ppaveglio Quant Type: ISTD
Cal Date : 24-MAR-2014 14:57 Cal File: 0324A12.D
Als bottle: 9
Dil Factor: 1.00000
Integrator: HP RTE Compound Sublist: NJTCL.sub
Target Version: 4.12
Processing Host: VIRTUALXP-76524

- NO TENTATIVELY IDENTIFIED COMPOUNDS -

Alpha Analytical Labs

INTERNAL STANDARD COMPOUNDS
AREA AND RT SUMMARY

Instrument ID: Voa101.i
Lab File ID: 0329A09.D
Lab Smp Id:
Analysis Type: VOA
Quant Type: ISTD
Operator: PD
Method File: \\Orgserv2\ff\chem\GCMSVOA\Voa101.i\140329.b\liq8260C.m
Misc Info: wg678899,ical9333

Calibration Date: 29-MAR-2014
Calibration Time: 11:27
Level: LOW
Sample Type: WATER

Test Mode:
Use Last Continuing Calibrator.
If Continuing Cal. use Initial Cal. Level 3

		AREA LIMIT			
COMPOUND	STANDARD	LOWER	UPPER	SAMPLE	%DIFF
45 flourobenzene	220923	110462	441846	194388	-12.01
74 chlorobenzene-d5	175802	87901	351604	153931	-12.44
100 1,4-dichlorobenze	84508	42254	169016	66251	-21.60

		RT LIMIT			
COMPOUND	STANDARD	LOWER	UPPER	SAMPLE	%DIFF
45 flourobenzene	6.23	5.73	6.73	6.23	0.04
74 chlorobenzene-d5	9.79	9.29	10.29	9.79	0.03
100 1,4-dichlorobenze	12.44	11.94	12.94	12.44	0.02

AREA UPPER LIMIT = +100% of internal standard area.
AREA LOWER LIMIT = - 50% of internal standard area.
RT UPPER LIMIT = + 0.50 minutes of internal standard RT.
RT LOWER LIMIT = - 0.50 minutes of internal standard RT.

Alpha Analytical Labs

RECOVERY REPORT

Client Name: Client SDG: SDGa00307
Sample Matrix: LIQUID Fraction: VOA
Lab Smp Id:
Level: LOW Operator: PD
Data Type: MS DATA SampleType: SAMPLE
SpikeList File: curveallim.spk Quant Type: ISTD
Sublist File: NJTCL.sub
Method File: \\Orgserv2\ff\chem\GCMSVOA\Voa101.i\140329.b\liq8260C.m
Misc Info: wg678899,ical9333

SURROGATE COMPOUND	AMOUNT ADDED ngs	AMOUNT RECOVERED ngs	% RECOVERED	LIMITS
$ 36 dibromofluorometha	100.000	106.669	106.67	70-130
$ 42 1,2-dichloroethane	100.000	111.449	111.45	70-130
$ 59 toluene-d8	100.000	91.852	91.85	70-130
$ 83 4-bromofluorobenze	100.000	102.709	102.71	70-130

Data File: \\Orgserv2\ff\chem\GCMSVOA\Voa101.i\140329.b\0329A09.D
Date : 29-MAR-2014 14:55
Client ID:
Sample Info: 11406036-34,31,10,,a
Purge Volume: 10.0
Column phase:

Instrument: Voa101.i
Operator: PD
Column diameter: 0.18

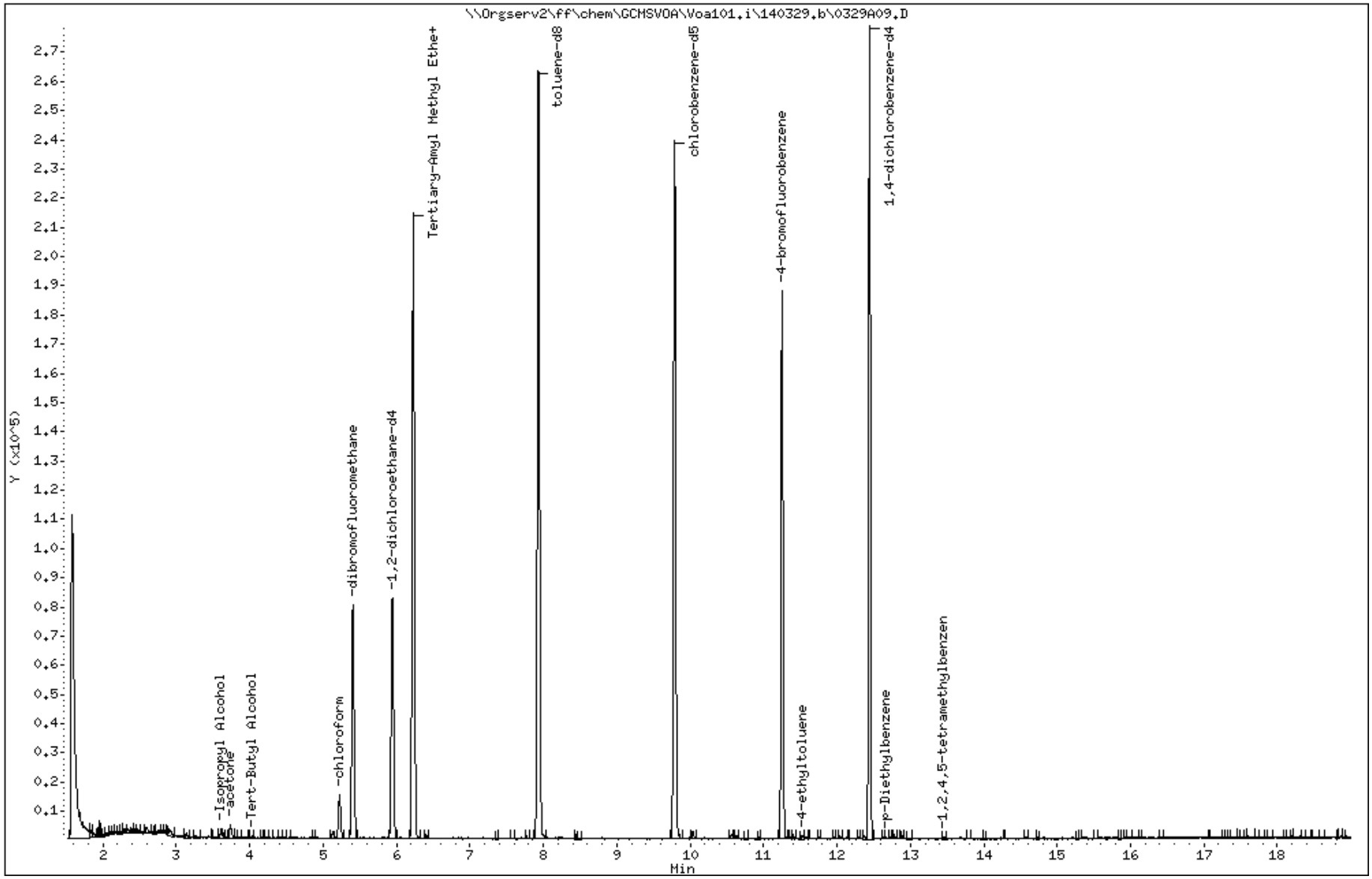

Data File: \\Orgserv2\ff\chem\GCMSVOA\Voa101.i\140329.b\0329A09.D

Date : 29-MAR-2014 14:55

Client ID:

Instrument: Voa101.i

Sample Info: 11406036-34,31,10,,a

Purge Volume: 10.0

Operator: PD

Column phase:

Column diameter: 0.18

15 acetone

Concentration: 41.796 ngs

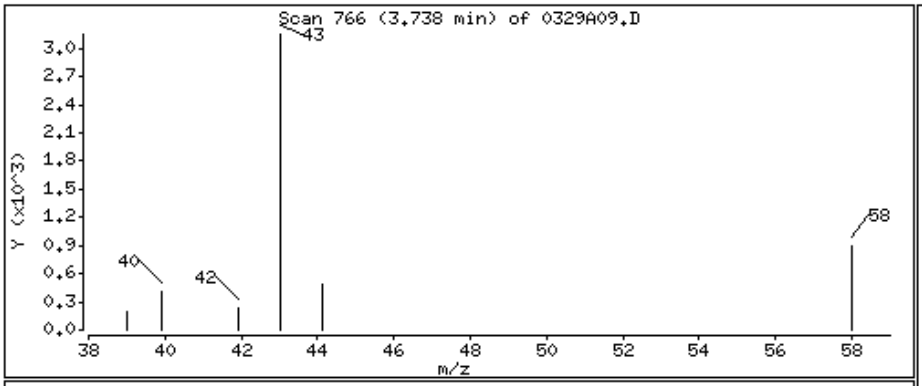

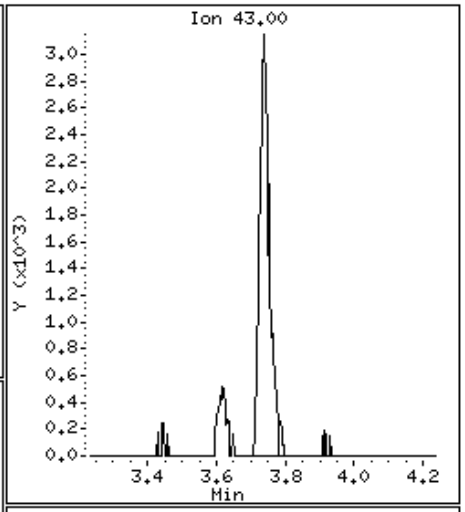

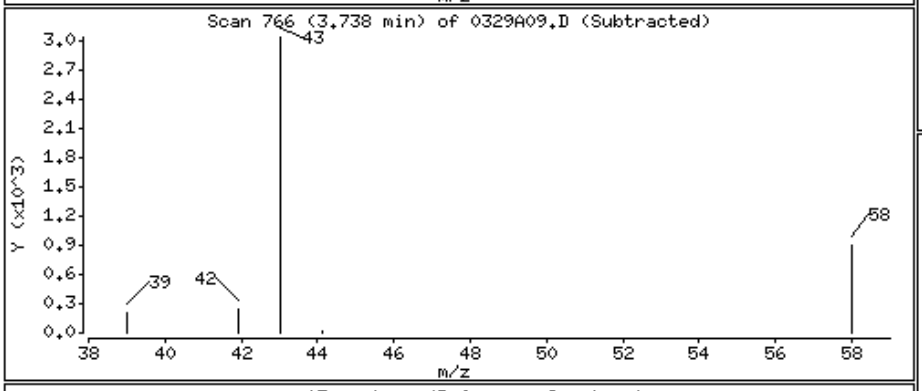

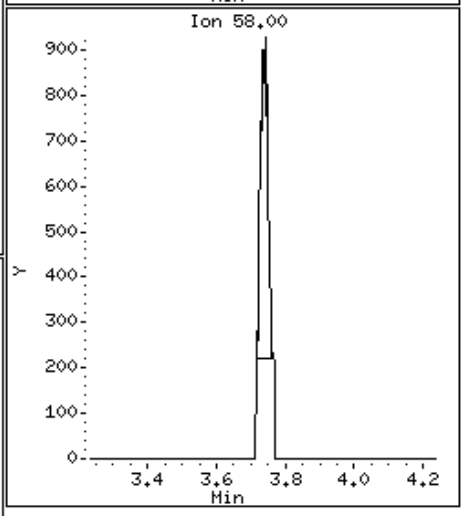

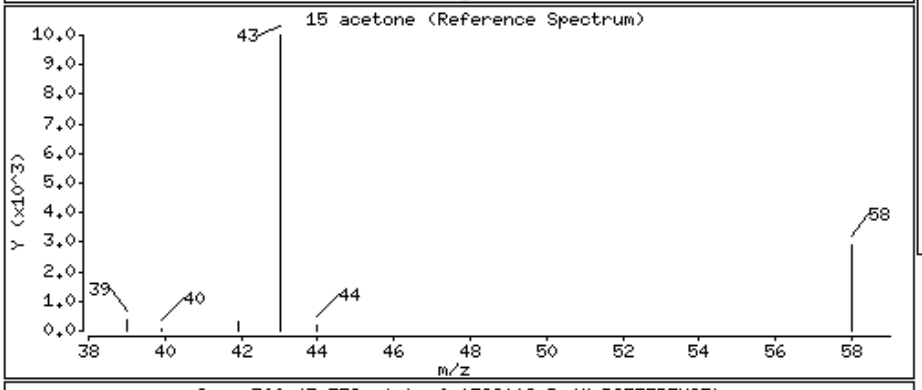

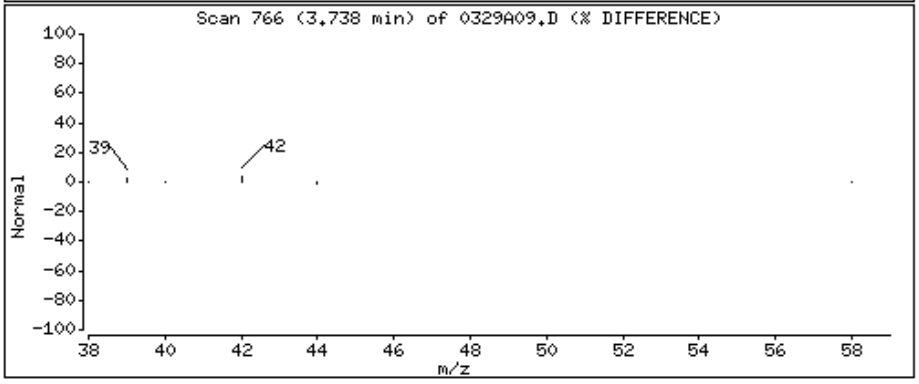

Data File: \\Orgserv2\ff\chem\GCMSVOA\Voa101.i\140329.b\0329A09.D

Date : 29-MAR-2014 14:55

Client ID:

Instrument: Voa101.i

Sample Info: 11406036-34,31,10,,a

Purge Volume: 10.0

Operator: PD

Column phase:

Column diameter: 0.18

31 chloroform

Concentration: 11.051 ngs

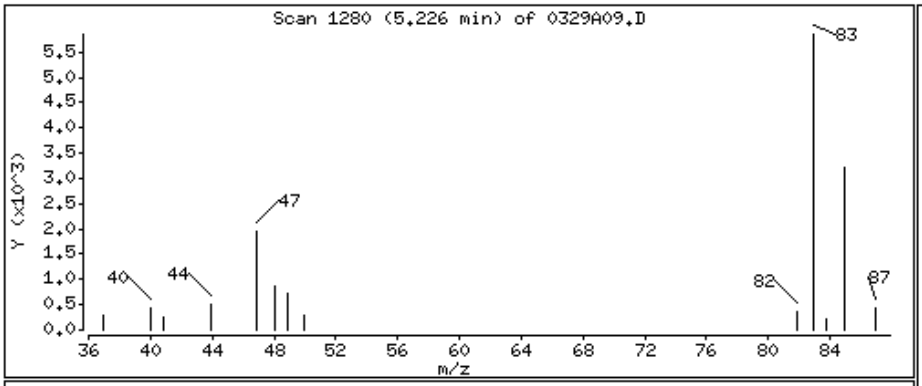

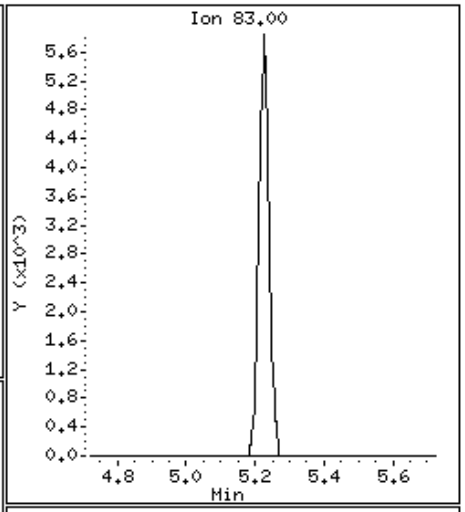

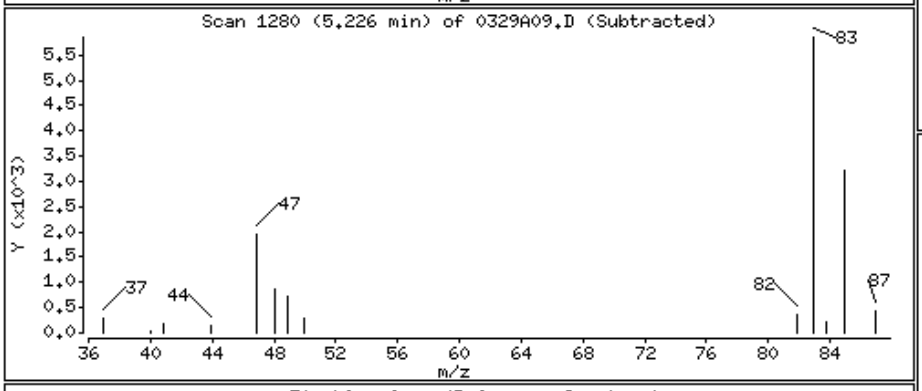

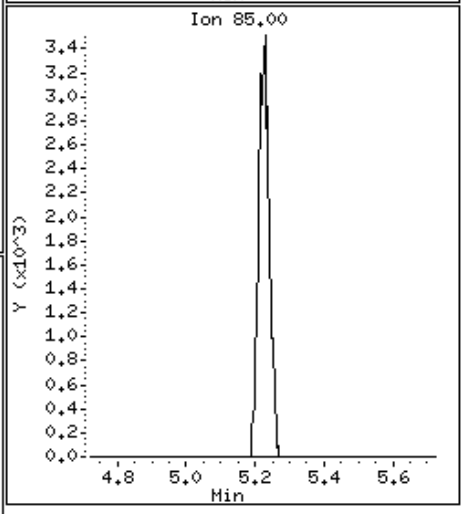

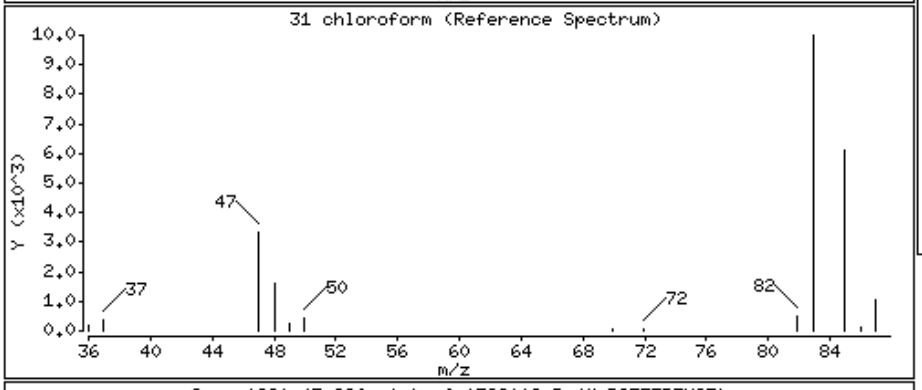

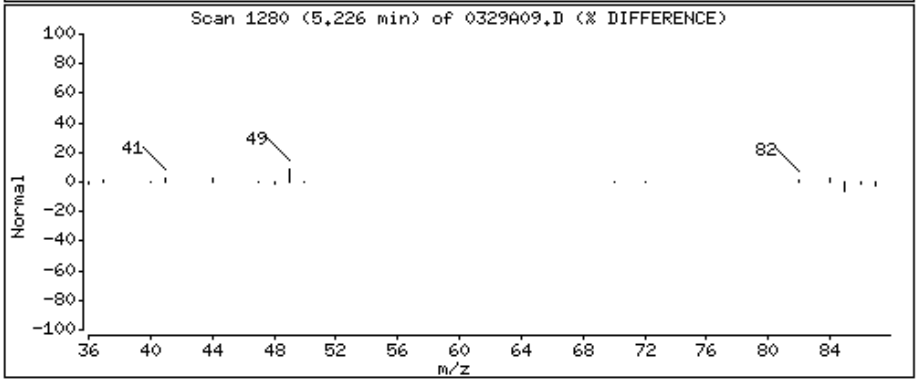

Alpha Analytical Labs

Manual Integration

Sample Info	: l1406036-34,31,10,,a wg678899,ical9333		
Instrument ID	: Voa101.i		
Method	: liq8260C.m		
File	: 0329A09.D		
Injection Date	: 29-MAR-2014 14:55		
Quantitation	: ISTD	Integrator :	HP RTE
Dilution Factor	: 1.00	Sample Type:	SAMPLE

This File has no version history.

//Orgserv2/ff/chem/GCMSVOA/Voa101.i/140329.b/original/0329A09.D

Alpha Analytical Labs

gc/ms voa

Data file : \\Orgserv2\ff\chem\GCMSVOA\Gonzo.i\140329.b\0329A08.D
Lab Smp Id:
Inj Date : 29-MAR-2014 14:58
Operator : PD Inst ID: Gonzo.i
Smp Info : l1406036-03,31,10,,a
Misc Info : wg678895,ical9343
Comment :
Method : \\Orgserv2\ff\chem\GCMSVOA\Gonzo.i\140329.b\v10ml8260.m
Meth Date : 30-Mar-2014 20:50 pduczmalew Quant Type: ISTD
Cal Date : 25-MAR-2014 03:06 Cal File: 0324N12.D
Als bottle: 44
Dil Factor: 1.00000
Integrator: HP RTE Compound Sublist: NJTCL.sub
Target Version: 4.12
Processing Host: VIRTUALXP-76524

Concentration Formula: Amt * DF * CpndVariable
Cpnd Variable Local Compound Variable

							CONCENTRATIONS		
		QUANT SIG					ON-COLUMN	FINAL	
	Compounds	MASS	RT	EXP RT	REL RT	RESPONSE	(ngs)	(ngs)	REVIEW CODE
	1 dichlorodifluoromethane	85	Compound Not Detected.						
	2 chloromethane	50	Compound Not Detected.						
	3 vinyl chloride	62	Compound Not Detected.						
	4 bromomethane	94	Compound Not Detected.						
	5 chloroethane	64	Compound Not Detected.						
	6 trichlorofluoromethane	101	Compound Not Detected.						
	9 Freon 113	101	5.090	5.090	(0.555)	6504	3.20324	3.203(Q)	
	10 acetone	43	5.185	5.178	(0.565)	12791	26.3101	26.310(M)	M2
	11 1,1,-dichloroethene	96	Compound Not Detected.						
	14 Methyl Acetate	43	Compound Not Detected.						
	15 methylene chloride	84	Compound Not Detected.						
	16 carbon disulfide	76	Compound Not Detected.						
	20 methyl tert butyl ether	73	Compound Not Detected.						
	22 trans-1,2-dichloroethene	96	Compound Not Detected.						
	24 1,1-dichloroethane	63	Compound Not Detected.						
	27 2-butanone	43	Compound Not Detected.						
	30 cis-1,2-dichloroethene	96	Compound Not Detected.						
	31 chloroform	83	7.836	7.836	(0.854)	40926	9.01412	9.014	
	32 bromochloromethane	128	Compound Not Detected.						
$	34 dibromofluoromethane	113	8.113	8.113	(0.884)	185113	92.8980	92.897	
	35 1,1,1-trichloroethane	97	Compound Not Detected.						
	36 Cyclohexane	56	Compound Not Detected.						
	38 carbontetrachloride	117	Compound Not Detected.						
$	40 1,2-dichloroethane-d4	65	8.762	8.755	(0.955)	270140	96.3771	96.377	
	41 1,2-dichloroethane	62	Compound Not Detected.						
	42 benzene	78	Compound Not Detected.						
*	43 fluorobenzene	96	9.175	9.175	(1.000)	810343	100.000		
	44 trichloroethene	95	9.716	9.716	(1.059)	65636	27.8521	27.852	
	46 methyl cyclohexane	83	Compound Not Detected.						

	Compounds	QUANT SIG MASS	RT	EXP RT	REL RT	RESPONSE	CONCENTRATIONS ON-COLUMN (ngs)	CONCENTRATIONS FINAL (ngs)	REVIEW CODE
	47 1,2-dichloropropane	63	Compound Not Detected.						
	48 bromodichloromethane	83	Compound Not Detected.						
	49 1,4-dioxane	88	Compound Not Detected.						
	52 4-methyl-2-pentanone	58	Compound Not Detected.						
	53 cis-1,3-dichloropropene	75	Compound Not Detected.						
$	55 toluene-d8	98	11.379	11.379	(0.834)	799967	98.8573	98.857	
	56 toluene	92	11.501	11.494	(0.843)	9974	1.77515	1.775	
	58 trans-1,3-dichloropropene	75	Compound Not Detected.						
	59 1,1,2-trichloroethane	83	Compound Not Detected.						
	60 2-hexanone	43	Compound Not Detected.						
	62 tetrachloroethene	166	12.461	12.461	(0.913)	3274	1.57446	1.574	
	63 chlorodibromomethane	129	Compound Not Detected.						
	64 1,2-dibromoethane	107	Compound Not Detected.						
*	65 chlorobenzene-d5	117	13.645	13.645	(1.000)	525506	100.000		
	66 chlorobenzene	112	Compound Not Detected.						
	68 ethyl benzene	91	Compound Not Detected.						
	69 p/m xylene	106	Compound Not Detected.						
	70 o xylene	106	Compound Not Detected.						
	71 styrene	104	Compound Not Detected.						
	72 isopropylbenzene	105	Compound Not Detected.						
	73 bromoform	173	Compound Not Detected.						
	75 1,1,2,2,-tetrachloroethane	83	Compound Not Detected.						
$	76 4-bromofluorobenzene	95	15.538	15.531	(0.890)	315050	104.822	104.821	
	89 1,3-dichlorobenzene	146	Compound Not Detected.						
*	90 1,4-dichlorobenzene-d4	152	17.465	17.465	(1.000)	227448	100.000		
	91 1,4-dichlorobenzene	146	Compound Not Detected.						
	94 1,2-dichlorobenzene	146	Compound Not Detected.						
	96 1,2-dibromo-3-chloropropane	75	Compound Not Detected.						
	98 1,2,4-trichlorobenzene	180	Compound Not Detected.						
	101 1,2,3-trichlorobenzene	180	Compound Not Detected.						

QC Flag Legend

Q - Qualifier signal failed the ratio test.
M - Compound response manually integrated.

Alpha Analytical Labs

gc/ms voa

Data file : \\Orgserv2\ff\chem\GCMSVOA\Gonzo.i\140329.b\0329A08.D
Lab Smp Id:
Inj Date : 29-MAR-2014 14:58
Operator : PD Inst ID: Gonzo.i
Smp Info : l1406036-03,31,10,,a
Misc Info : wg678895,ical9343
Comment :
Method : \\Orgserv2\ff\chem\GCMSVOA\Gonzo.i\140329.b\v10ml8260.m
Meth Date : 30-Mar-2014 20:50 pduczmalew Quant Type: ISTD
Cal Date : 25-MAR-2014 03:06 Cal File: 0324N12.D
Als bottle: 44
Dil Factor: 1.00000
Integrator: HP RTE Compound Sublist: NJTCL.sub
Target Version: 4.12
Processing Host: VIRTUALXP-76524

- NO TENTATIVELY IDENTIFIED COMPOUNDS -

Alpha Analytical Labs

INTERNAL STANDARD COMPOUNDS
AREA AND RT SUMMARY

Instrument ID: Gonzo.i
Lab File ID: 0329A08.D
Lab Smp Id:
Analysis Type: VOA
Quant Type: ISTD
Operator: PD
Method File: \\Orgserv2\ff\chem\GCMSVOA\Gonzo.i\140329.b\v10ml8260.m
Misc Info: wg678895,ical9343

Calibration Date: 29-MAR-2014
Calibration Time: 10:45
Level: LOW
Sample Type: WATER

Test Mode:
Use Last Continuing Calibrator.
If Continuing Cal. use Initial Cal. Level 3

COMPOUND	STANDARD	AREA LIMIT LOWER	AREA LIMIT UPPER	SAMPLE	%DIFF
43 fluorobenzene	854884	427442	1709768	810343	-5.21
65 chlorobenzene-d5	545961	272981	1091922	525506	-3.75
90 1,4-dichlorobenze	248041	124021	496082	227448	-8.30

COMPOUND	STANDARD	RT LIMIT LOWER	RT LIMIT UPPER	SAMPLE	%DIFF
43 fluorobenzene	9.18	8.68	9.68	9.18	0.00
65 chlorobenzene-d5	13.65	13.15	14.15	13.65	0.00
90 1,4-dichlorobenze	17.47	16.97	17.97	17.47	0.00

AREA UPPER LIMIT = +100% of internal standard area.
AREA LOWER LIMIT = - 50% of internal standard area.
RT UPPER LIMIT = + 0.50 minutes of internal standard RT.
RT LOWER LIMIT = - 0.50 minutes of internal standard RT.

Alpha Analytical Labs

RECOVERY REPORT

Client Name: Client SDG: SDGa00267
Sample Matrix: LIQUID Fraction: VOA
Lab Smp Id:
Level: LOW Operator: PD
Data Type: MS DATA SampleType: SAMPLE
SpikeList File: curveall.spk Quant Type: ISTD
Sublist File: NJTCL.sub
Method File: \\Orgserv2\ff\chem\GCMSVOA\Gonzo.i\140329.b\v10ml8260.m
Misc Info: wg678895,ical9343

SURROGATE COMPOUND	AMOUNT ADDED ngs	AMOUNT RECOVERED ngs	% RECOVERED	LIMITS
$ 34 dibromofluorometha	100.000	92.897	92.90	70-130
$ 40 1,2-dichloroethane	100.000	96.377	96.38	70-130
$ 55 toluene-d8	100.000	98.857	98.86	70-130
$ 76 4-bromofluorobenze	100.000	104.821	104.82	70-130

Data File: \\Orgserv2\ff\chem\GCMSVOA\Gonzo.i\140329.b\0329A08.D
Date : 29-MAR-2014 14:58
Client ID:
Sample Info: 11406036-03,31,10,,a
Purge Volume: 10.0
Column phase: Rtx-502.2

Instrument: Gonzo.i
Operator: PD
Column diameter: 0.18

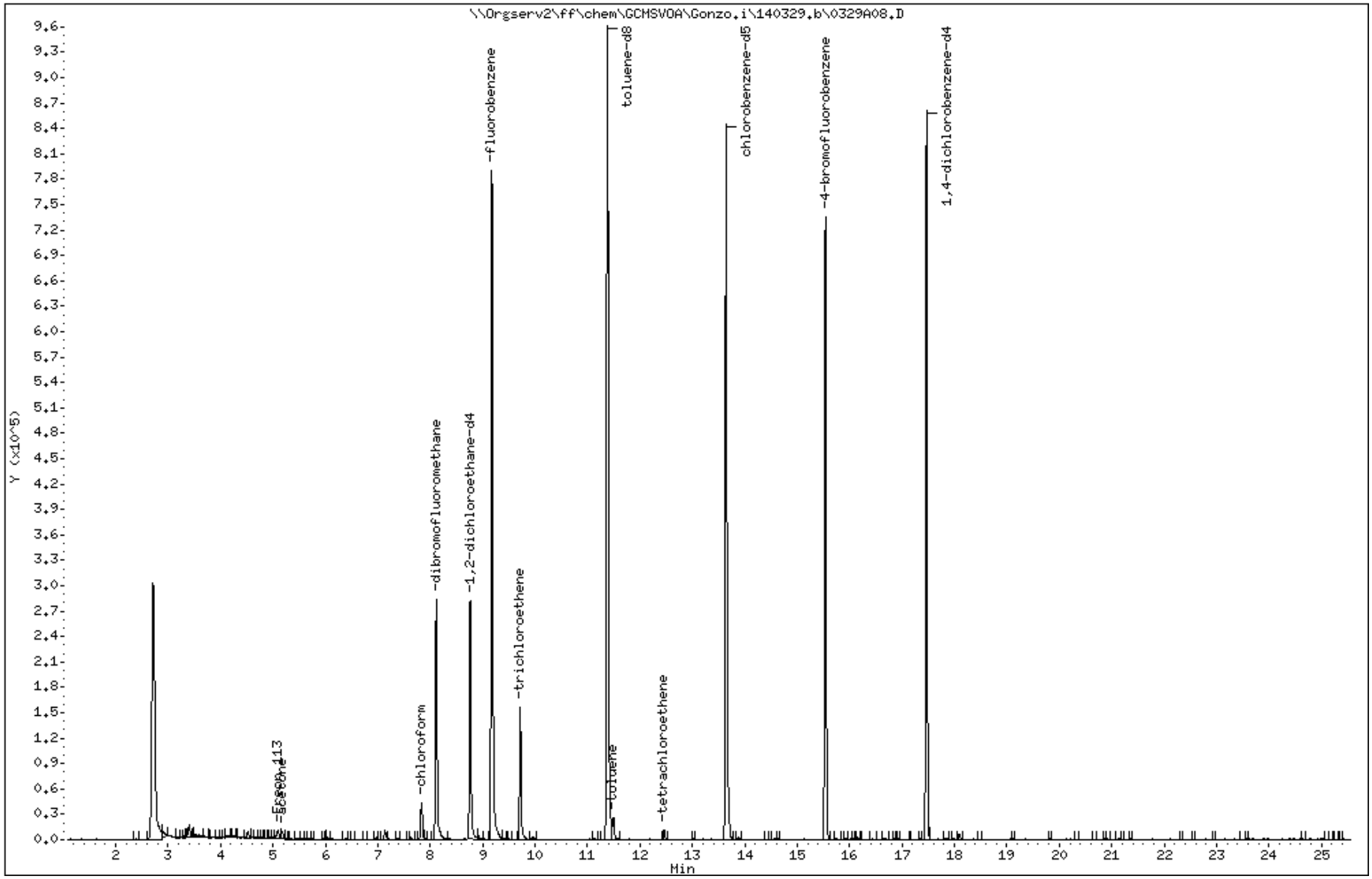

Data File: \\Orgserv2\ff\chem\GCMSVOA\Gonzo.i\140329.b\0329A08.D

Date : 29-MAR-2014 14:58

Client ID:

Instrument: Gonzo.i

Sample Info: 11406036-03,31,10,,a

Purge Volume: 10.0

Operator: PD

Column phase: Rtx-502.2

Column diameter: 0.18

9 Freon 113

Concentration: 3.203 ngs

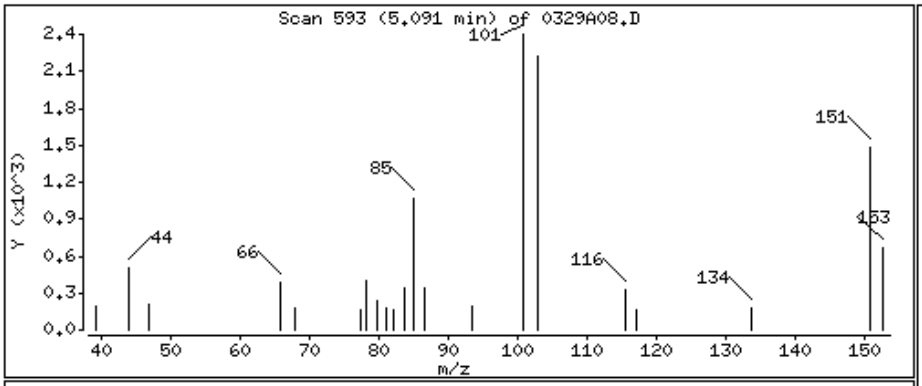

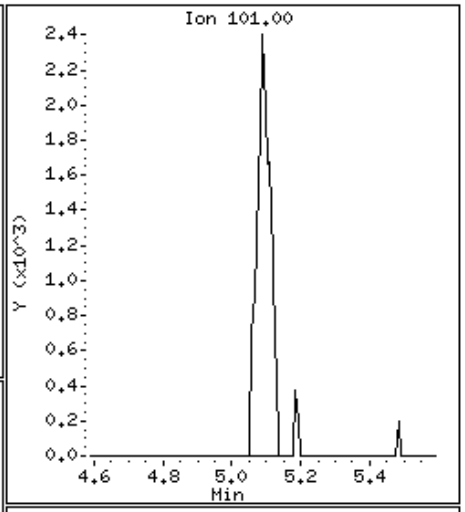

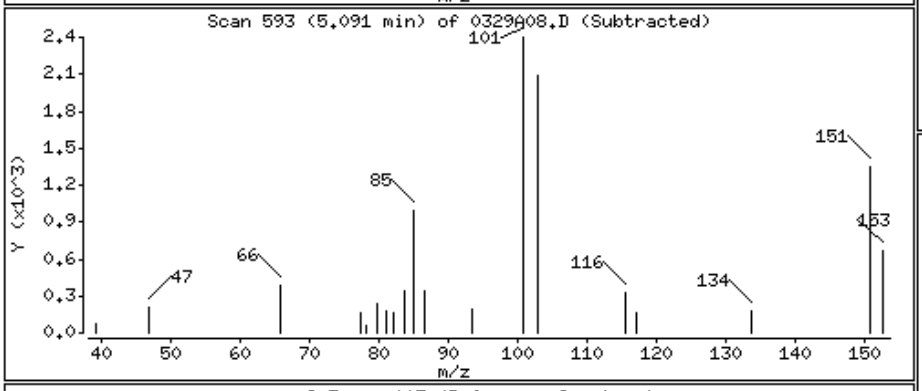

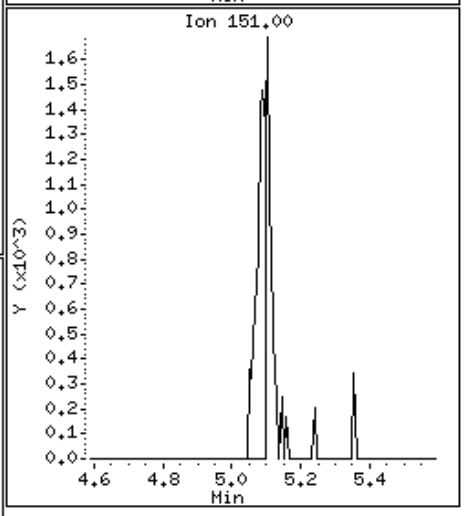

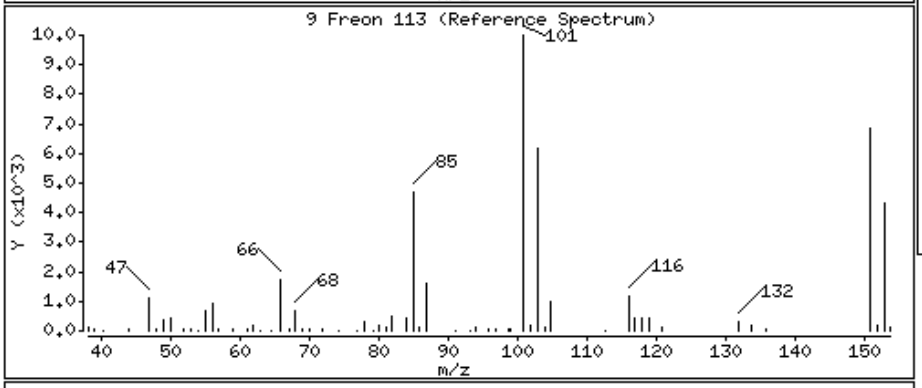

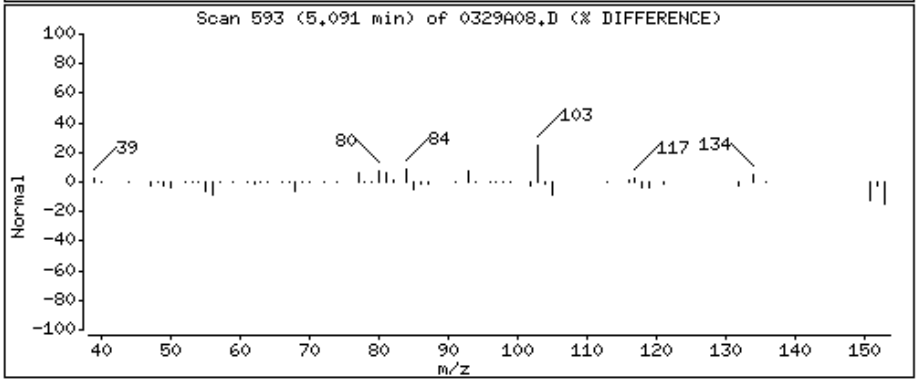

Data File: \\Orgserv2\ff\chem\GCMSVOA\Gonzo.i\140329.b\0329A08.D

Date : 29-MAR-2014 14:58

Client ID:

Instrument: Gonzo.i

Sample Info: 11406036-03,31,10,,a

Purge Volume: 10.0

Operator: PD

Column phase: Rtx-502.2

Column diameter: 0.18

10 acetone

Concentration: 26.310 ngs

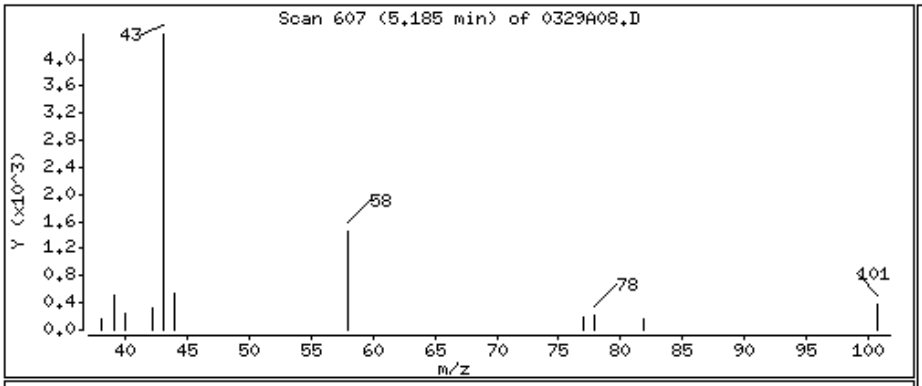

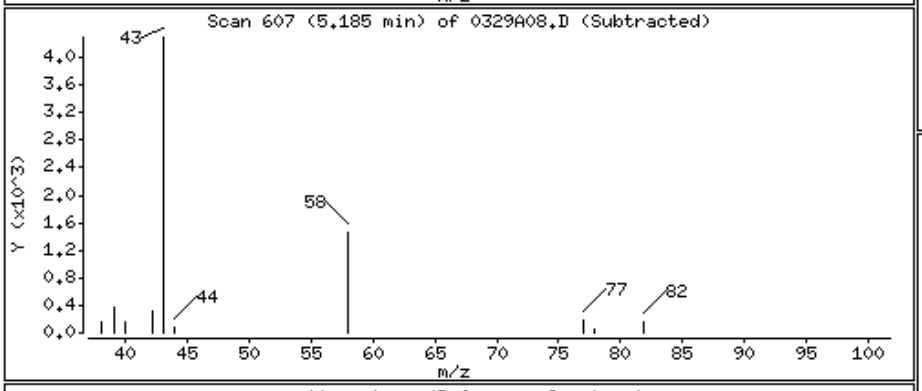

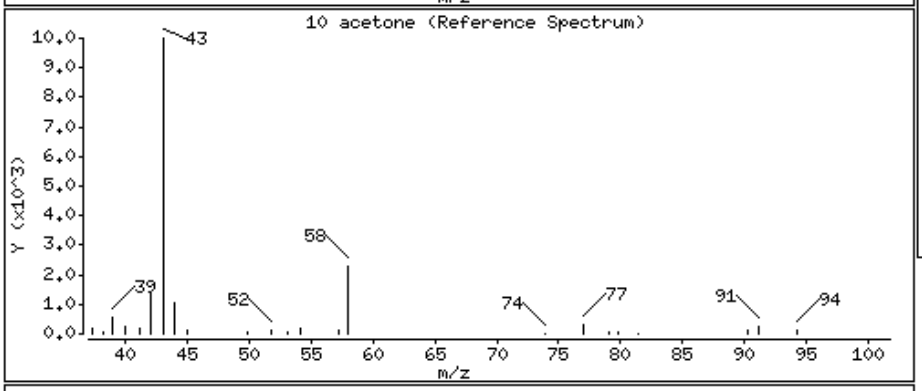

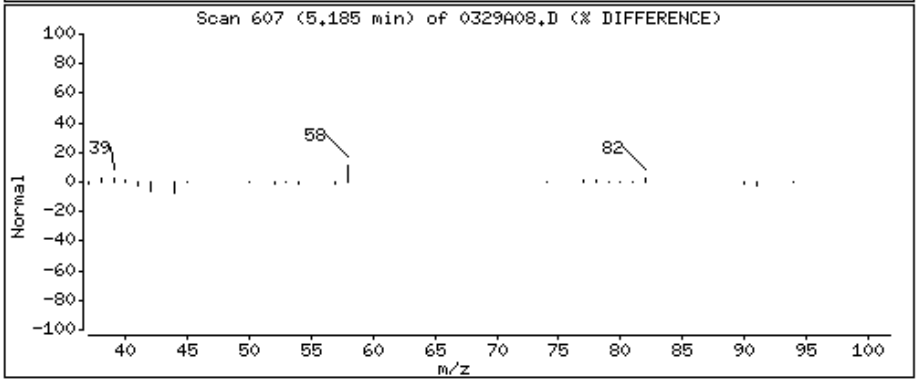

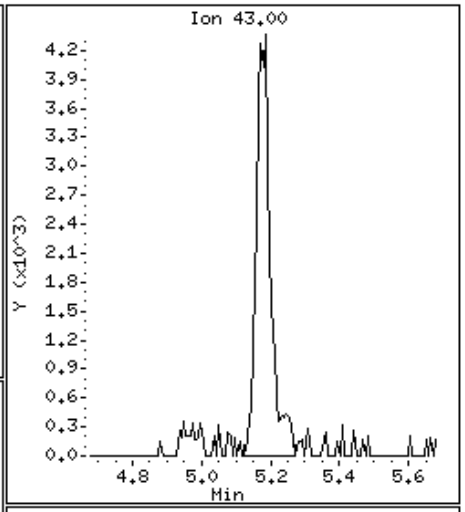

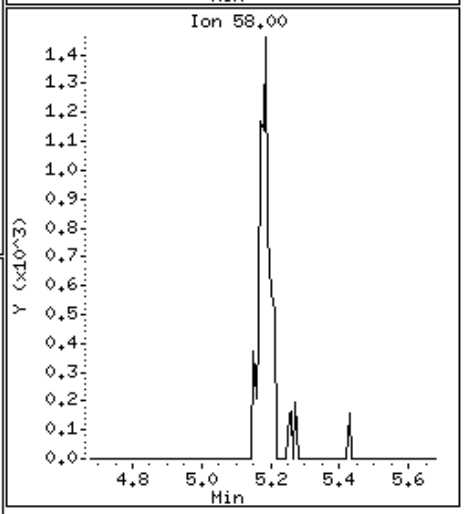

Data File: \\Orgserv2\ff\chem\GCMSVOA\Gonzo.i\140329.b\0329A08.D

Date : 29-MAR-2014 14:58

Client ID:

Instrument: Gonzo.i

Sample Info: 11406036-03,31,10,,a

Purge Volume: 10.0

Operator: PD

Column phase: Rtx-502.2

Column diameter: 0.18

31 chloroform

Concentration: 9.014 ngs

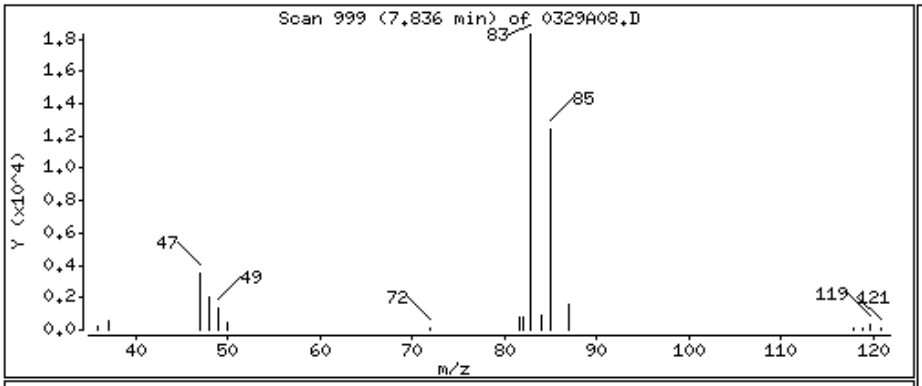

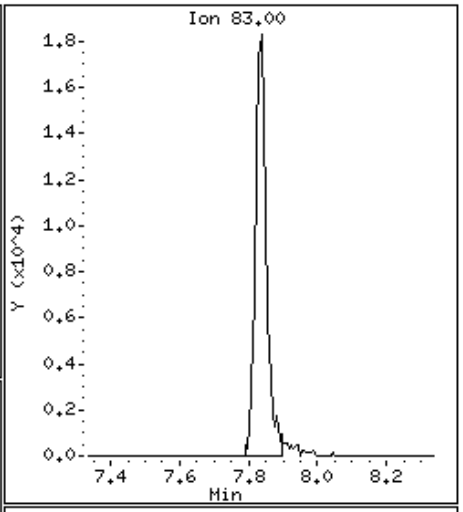

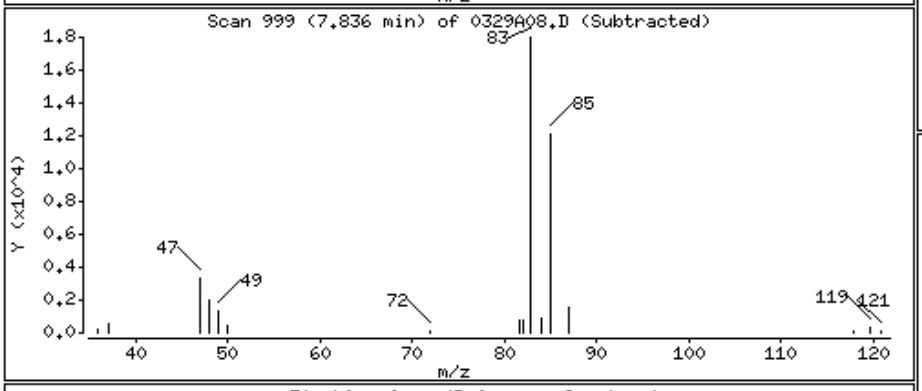

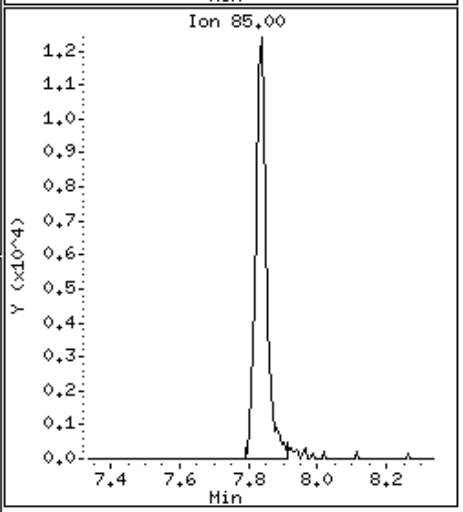

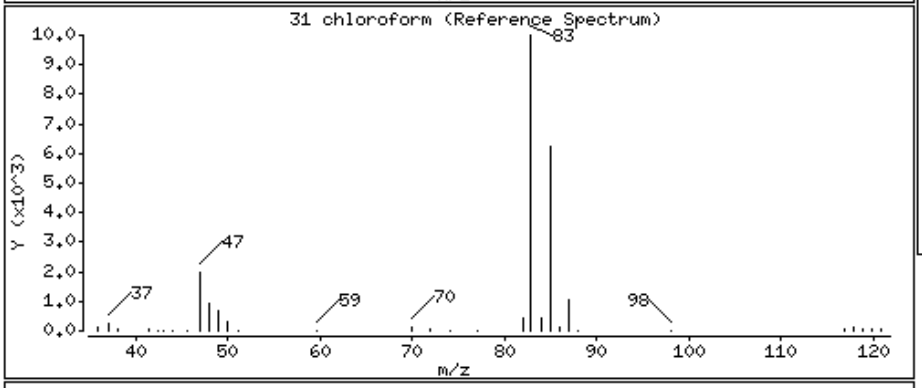

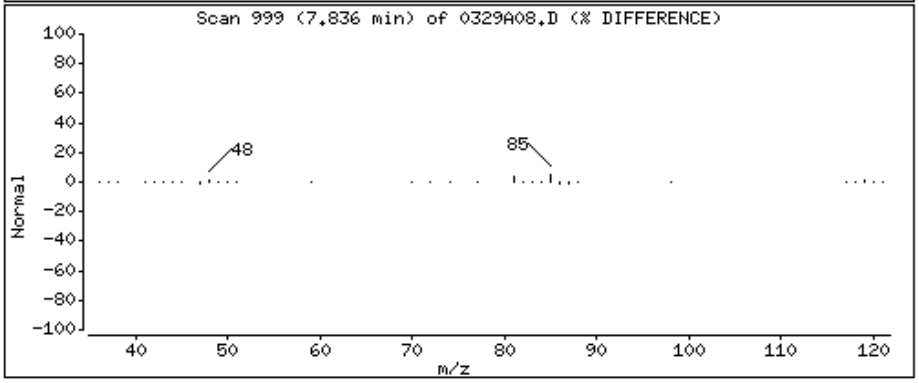

Data File: \\Orgserv2\ff\chem\GCMSVOA\Gonzo.i\140329.b\0329A08.D

Date : 29-MAR-2014 14:58

Client ID:

Instrument: Gonzo.i

Sample Info: 11406036-03,31,10,,a

Purge Volume: 10.0

Operator: PD

Column phase: Rtx-502.2

Column diameter: 0.18

44 trichloroethene

Concentration: 27.852 ngs

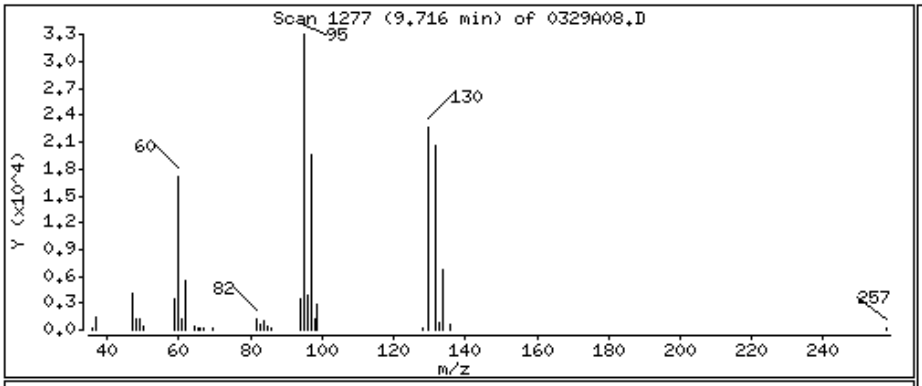

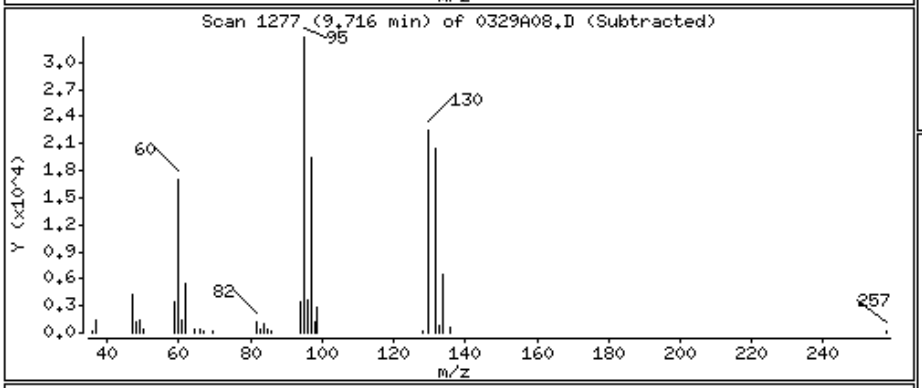

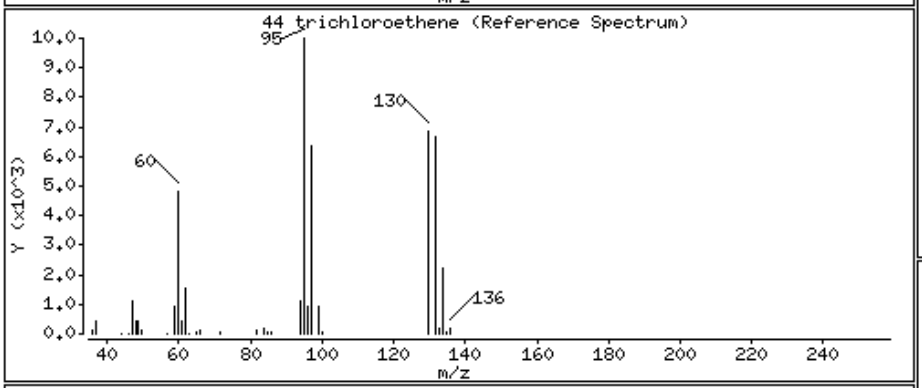

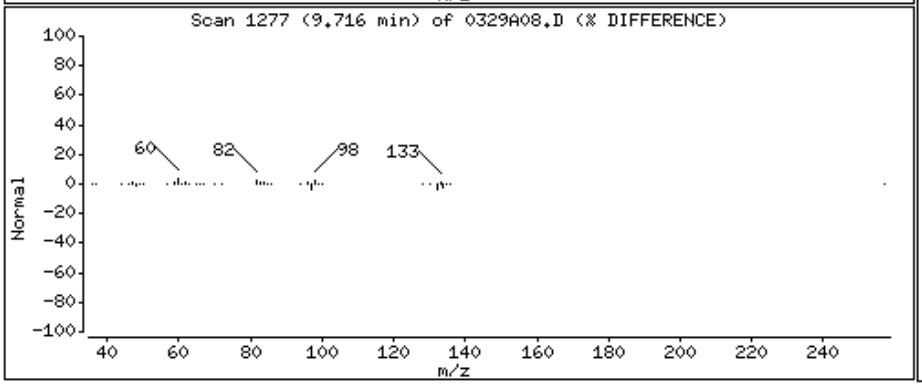

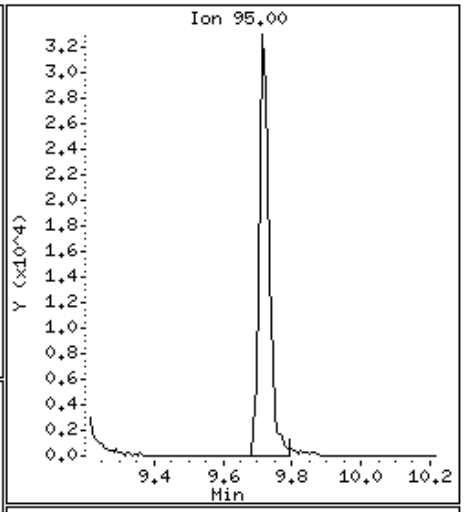

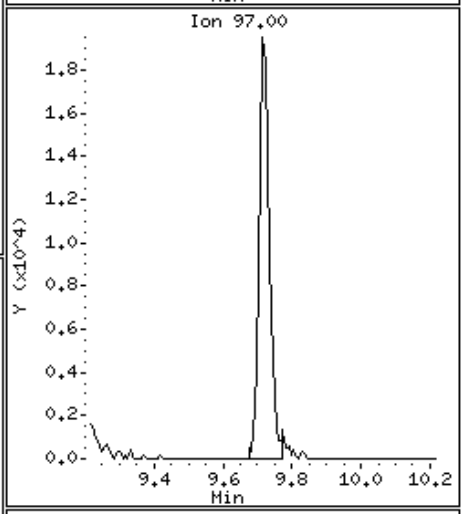

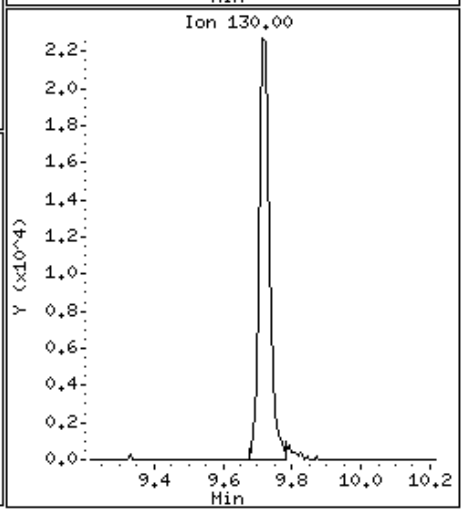

Data File: \\Orgserv2\ff\chem\GCMSVOA\Gonzo.i\140329.b\0329A08.D

Date : 29-MAR-2014 14:58

Client ID:

Instrument: Gonzo.i

Sample Info: l1406036-03,31,10,,a

Purge Volume: 10.0

Operator: PD

Column phase: Rtx-502.2

Column diameter: 0.18

56 toluene

Concentration: 1.775 ngs

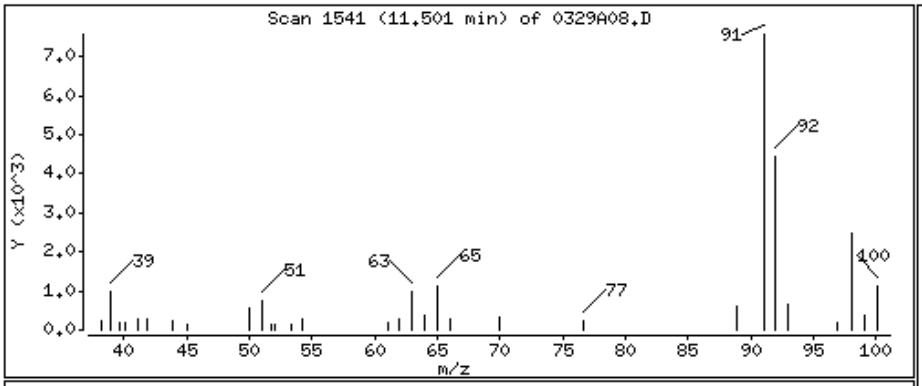

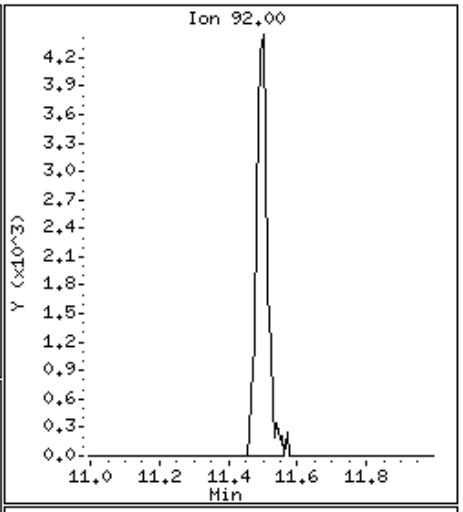

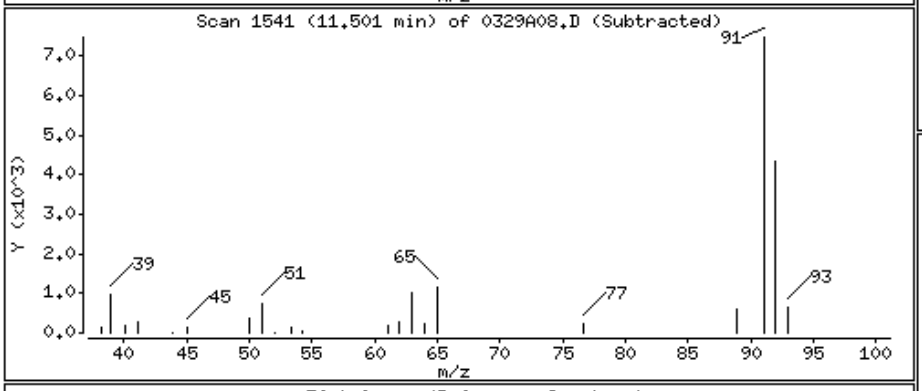

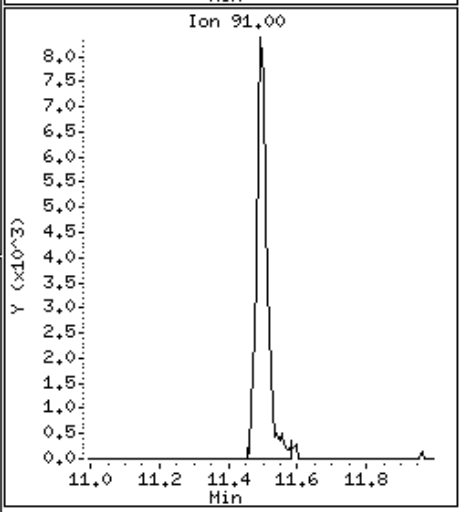

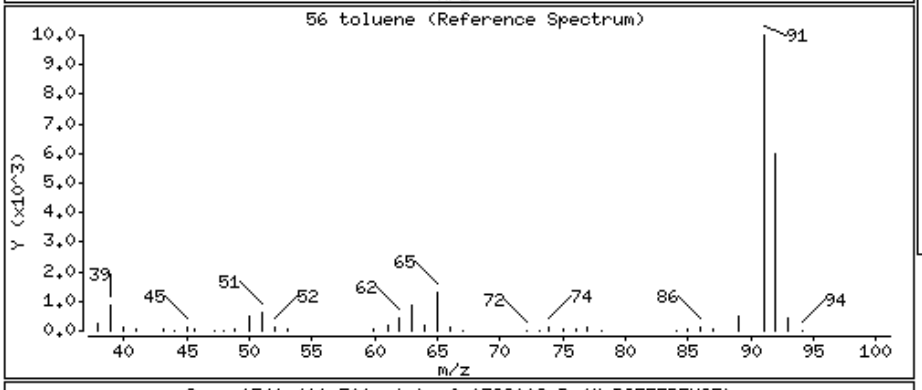

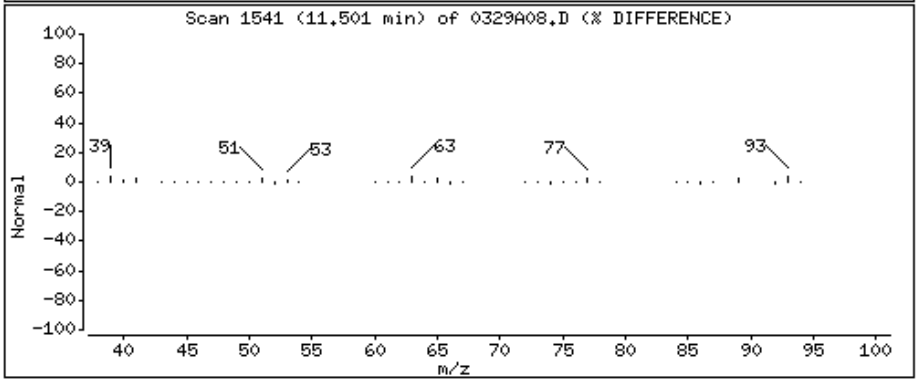

Data File: \\Orgserv2\ff\chem\GCMSVOA\Gonzo.i\140329.b\0329A08.D

Date : 29-MAR-2014 14:58

Client ID:

Instrument: Gonzo.i

Sample Info: l1406036-03,31,10,,a

Purge Volume: 10.0

Operator: PD

Column phase: Rtx-502.2

Column diameter: 0.18

62 tetrachloroethene

Concentration: 1.574 ngs

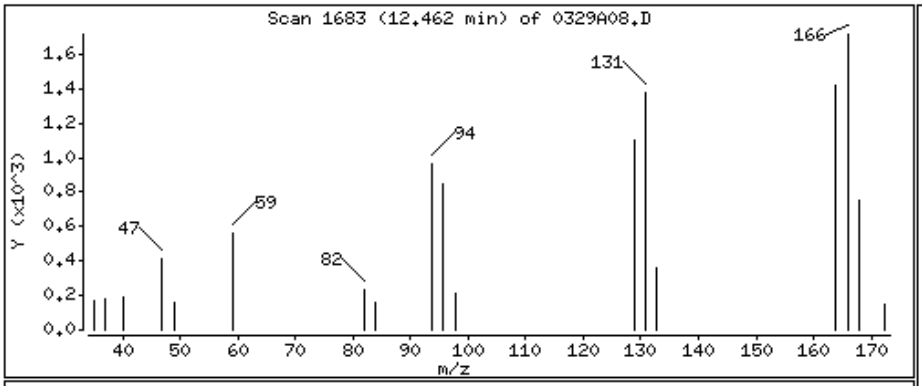

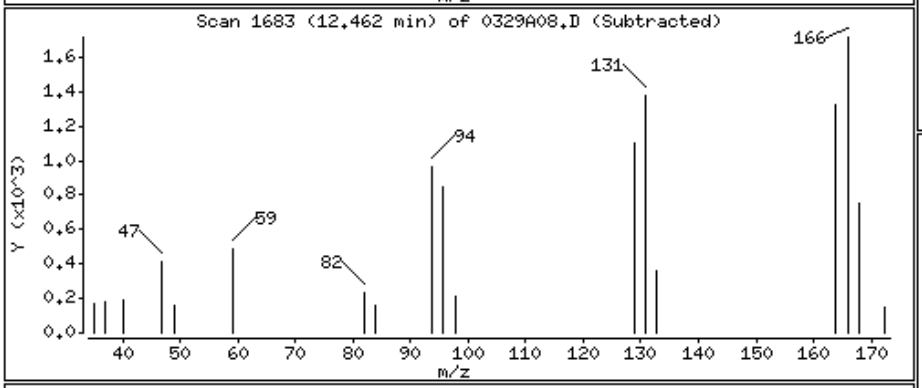

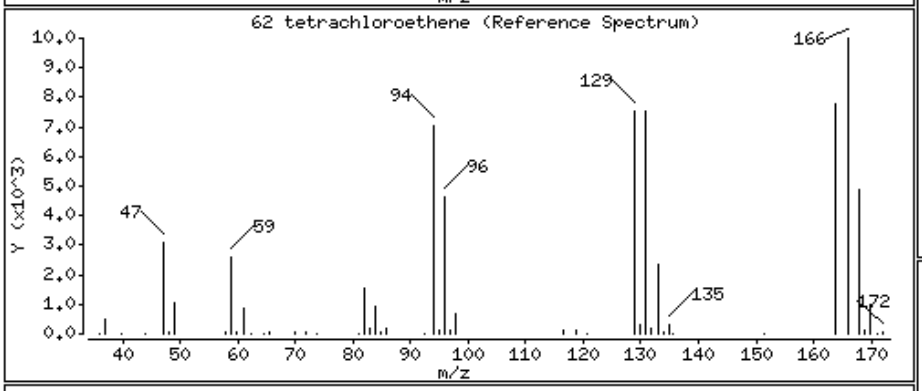

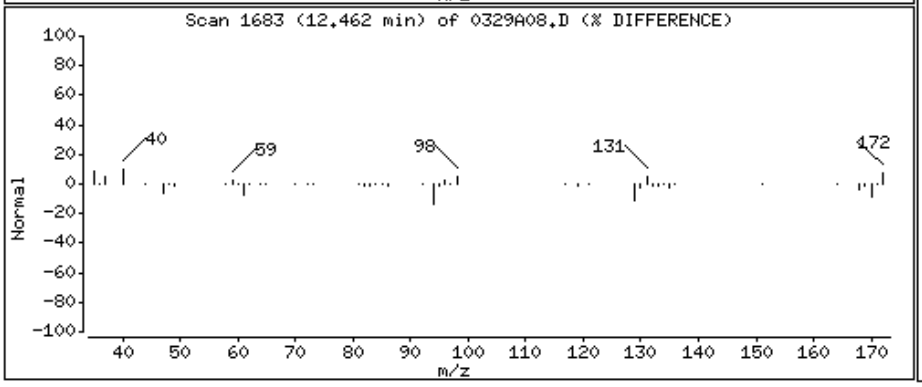

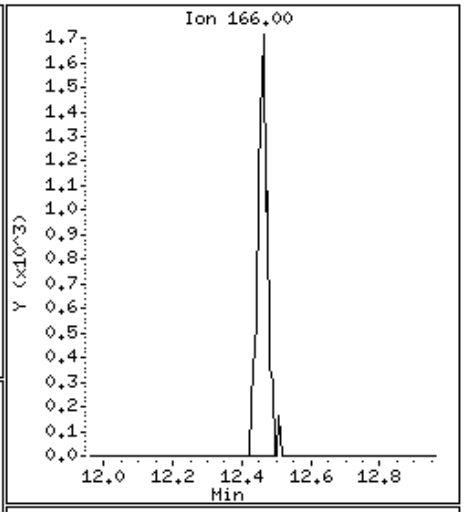

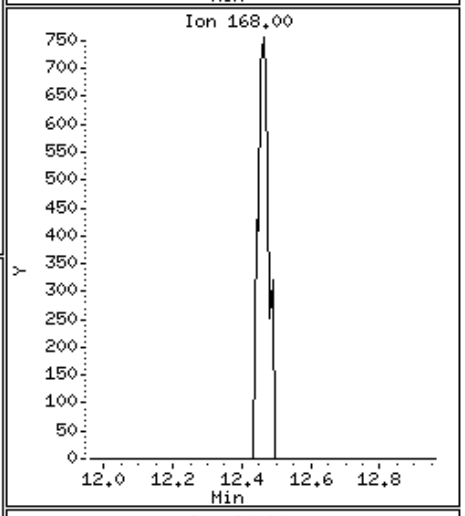

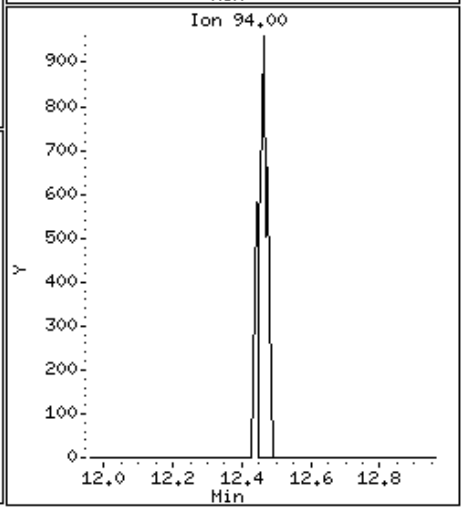

Alpha Analytical Labs

Manual Integration

Sample Info	: l1406036-03,31,10,,a wg678895,ical9343		
Instrument ID	: Gonzo.i		
Method	: v10ml8260.m		
File	: 0329A08.D		
Injection Date	: 29-MAR-2014 14:58		
Quantitation	: ISTD	Integrator :	HP RTE
Dilution Factor	: 1.00	Sample Type:	SAMPLE

This File has no version history.

//Orgserv2/ff/chem/GCMSVOA/Gonzo.i/140329.b/original/0329A08.D

Alpha Analytical Labs

gc/ms voa - Elaine

Data file : \\Orgserv2\ff\chem\GCMSVOA\Elaine.i\140329.b\0329A09.D
Lab Smp Id:
Inj Date : 29-MAR-2014 15:17
Operator : PD Inst ID: Elaine.i
Smp Info : l1406036-17,31,10,,a
Misc Info : wg678962,ical9341
Comment :
Method : \\Orgserv2\ff\chem\GCMSVOA\Elaine.i\140329.b\liq8260C.m
Meth Date : 30-Mar-2014 21:28 pduczmalew Quant Type: ISTD
Cal Date : 24-MAR-2014 23:22 Cal File: 0324A06.D
Als bottle: 1
Dil Factor: 1.00000
Integrator: HP RTE Compound Sublist: NJTCL.sub
Target Version: 4.12
Processing Host: VIRTUALXP-76524

Concentration Formula: Amt * DF * CpndVariable
Cpnd Variable Local Compound Variable

	Compounds	QUANT SIG MASS	RT	EXP RT	REL RT	RESPONSE	CONCENTRATIONS ON-COLUMN (ngs)	FINAL (ngs)	REVIEW CODE
1	dichlorodifluoromethane	85	Compound Not Detected.						
2	chloromethane	50	Compound Not Detected.						
3	vinyl chloride	62	Compound Not Detected.						
4	bromomethane	94	Compound Not Detected.						
5	chloroethane	64	Compound Not Detected.						
6	trichlorofluoromethane	101	Compound Not Detected.						
9	freon-113	101	Compound Not Detected.						
10	acetone	43	4.377	4.377	(0.485)	2431	26.6828	26.682	
11	1,1,-dichloroethene	96	Compound Not Detected.						
13	Methyl Acetate	43	Compound Not Detected.						
14	methylene chloride	84	Compound Not Detected.						
15	carbon disulfide	76	Compound Not Detected.						
17	methyl tert butyl ether	73	Compound Not Detected.						
19	trans-1,2-dichloroethene	96	Compound Not Detected.						
23	1,1-dichloroethane	63	Compound Not Detected.						
26	2-butanone	43	Compound Not Detected.						
29	cis-1,2-dichloroethene	96	Compound Not Detected.						
30	chloroform	83	7.469	7.469	(0.827)	6722	8.80644	8.806	
31	bromochloromethane	128	Compound Not Detected.						
$ 34	dibromofluoromethane	113	7.786	7.786	(0.862)	37298	96.7581	96.758	
36	1,1,1-trichloroethane	97	Compound Not Detected.						
37	Cyclohexane	56	Compound Not Detected.						
39	carbontetrachloride	117	Compound Not Detected.						
$ 41	1,2-dichloroethane-d4	65	8.535	8.535	(0.945)	46844	101.114	101.113	
42	1,2-dichloroethane	62	Compound Not Detected.						
43	benzene	78	Compound Not Detected.						
* 45	flourobenzene	96	9.031	9.031	(1.000)	166654	100.000		
47	trichloroethene	95	9.654	9.654	(1.069)	3377	7.57408	7.574	
48	methyl cyclohexane	83	Compound Not Detected.						

	Compounds	QUANT SIG MASS	RT	EXP RT	REL RT	RESPONSE	CONCENTRATIONS ON-COLUMN (ngs)	CONCENTRATIONS FINAL (ngs)	REVIEW CODE
	49 1,2-dichloropropane	63	Compound Not Detected.						
	50 bromodichloromethane	83	Compound Not Detected.						
	51 1,4-Dioxane	88	Compound Not Detected.						
	54 4-methyl-2-pentanone	58	Compound Not Detected.						
	57 cis-1,3-dichloropropene	75	Compound Not Detected.						
$	58 toluene-d8	98	11.553	11.564	(0.820)	181969	98.5264	98.526	
	59 toluene	92	Compound Not Detected.						
	62 trans-1,3-dichloropropene	75	Compound Not Detected.						
	64 2-hexanone	43	Compound Not Detected.						
	63 1,1,2-trichloroethane	83	Compound Not Detected.						
	66 tetrachloroethene	166	Compound Not Detected.						
	67 chlorodibromomethane	129	Compound Not Detected.						
	68 1,2-dibromoethane	107	Compound Not Detected.						
*	69 chlorobenzene-d5	117	14.086	14.086	(1.000)	145918	100.000		
	70 chlorobenzene	112	Compound Not Detected.						
	72 ethyl benzene	91	Compound Not Detected.						
	73 p/m xylene	106	Compound Not Detected.						
	74 o xylene	106	Compound Not Detected.						
	75 styrene	104	Compound Not Detected.						
	76 isopropylbenzene	105	Compound Not Detected.						
	77 bromoform	173	Compound Not Detected.						
	79 1,1,2,2,-tetrachloroethane	83	Compound Not Detected.						
$	80 4-bromofluorobenzene	95	16.218	16.218	(0.883)	83562	100.318	100.317	
	93 1,3-dichlorobenzene	146	Compound Not Detected.						
*	94 1,4-dichlorobenzene-d4	152	18.360	18.360	(1.000)	68010	100.000		
	95 1,4-dichlorobenzene	146	Compound Not Detected.						
	98 1,2-dichlorobenzene	146	Compound Not Detected.						
	100 1,2-dibromo-3-chloropropane	75	Compound Not Detected.						
	102 1,2,4-trichlorobenzene	180	Compound Not Detected.						
	105 1,2,3-trichlorobenzene	180	Compound Not Detected.						

Alpha Analytical Labs

gc/ms voa - Elaine

Data file : \\Orgserv2\ff\chem\GCMSVOA\Elaine.i\140329.b\0329A09.D
Lab Smp Id:
Inj Date : 29-MAR-2014 15:17
Operator : PD Inst ID: Elaine.i
Smp Info : l1406036-17,31,10,,a
Misc Info : wg678962,ical9341
Comment :
Method : \\Orgserv2\ff\chem\GCMSVOA\Elaine.i\140329.b\liq8260C.m
Meth Date : 30-Mar-2014 21:28 pduczmalew Quant Type: ISTD
Cal Date : 24-MAR-2014 23:22 Cal File: 0324A06.D
Als bottle: 1
Dil Factor: 1.00000
Integrator: HP RTE Compound Sublist: NJTCL.sub
Target Version: 4.12
Processing Host: VIRTUALXP-76524

- NO TENTATIVELY IDENTIFIED COMPOUNDS -

Alpha Analytical Labs

INTERNAL STANDARD COMPOUNDS
AREA AND RT SUMMARY

Instrument ID: Elaine.i
Lab File ID: 0329A09.D
Lab Smp Id:
Analysis Type: VOA
Quant Type: ISTD
Operator: PD
Method File: \\Orgserv2\ff\chem\GCMSVOA\Elaine.i\140329.b\liq8260C.m
Misc Info: wg678962,ical9341

Calibration Date: 29-MAR-2014
Calibration Time: 11:14
Level: LOW
Sample Type: WATER

Test Mode:
Use Last Continuing Calibrator.
If Continuing Cal. use Initial Cal. Level 3

COMPOUND	STANDARD	AREA LIMIT LOWER	AREA LIMIT UPPER	SAMPLE	%DIFF
45 flourobenzene	216817	108409	433634	166654	-23.14
69 chlorobenzene-d5	183807	91904	367614	145918	-20.61
94 1,4-dichlorobenze	94614	47307	189228	68010	-28.12

COMPOUND	STANDARD	RT LIMIT LOWER	RT LIMIT UPPER	SAMPLE	%DIFF
45 flourobenzene	9.03	8.53	9.53	9.03	0.00
69 chlorobenzene-d5	14.09	13.59	14.59	14.09	0.00
94 1,4-dichlorobenze	18.36	17.86	18.86	18.36	0.00

AREA UPPER LIMIT = +100% of internal standard area.
AREA LOWER LIMIT = - 50% of internal standard area.
RT UPPER LIMIT = + 0.50 minutes of internal standard RT.
RT LOWER LIMIT = - 0.50 minutes of internal standard RT.

Alpha Analytical Labs

RECOVERY REPORT

Client Name: Client SDG: SDGa00307
Sample Matrix: LIQUID Fraction: VOA
Lab Smp Id:
Level: LOW Operator: PD
Data Type: MS DATA SampleType: SAMPLE
SpikeList File: curveall.spk Quant Type: ISTD
Sublist File: NJTCL.sub
Method File: \\Orgserv2\ff\chem\GCMSVOA\Elaine.i\140329.b\liq8260C.m
Misc Info: wg678962,ical9341

SURROGATE COMPOUND	AMOUNT ADDED ngs	AMOUNT RECOVERED ngs	% RECOVERED	LIMITS
$ 34 dibromofluorometha	100.000	96.758	96.76	70-130
$ 41 1,2-dichloroethane	100.000	101.113	101.11	70-130
$ 58 toluene-d8	100.000	98.526	98.53	70-130
$ 80 4-bromofluorobenze	100.000	100.317	100.32	70-130

Data File: \\Orgserv2\ff\chem\GCMSVOA\Elaine.i\140329.b\0329A09.D
Date : 29-MAR-2014 15:17
Client ID:
Sample Info: 11406036-17,31,10,,a
Purge Volume: 10.0
Column phase:

Instrument: Elaine.i
Operator: PD
Column diameter: 0.18

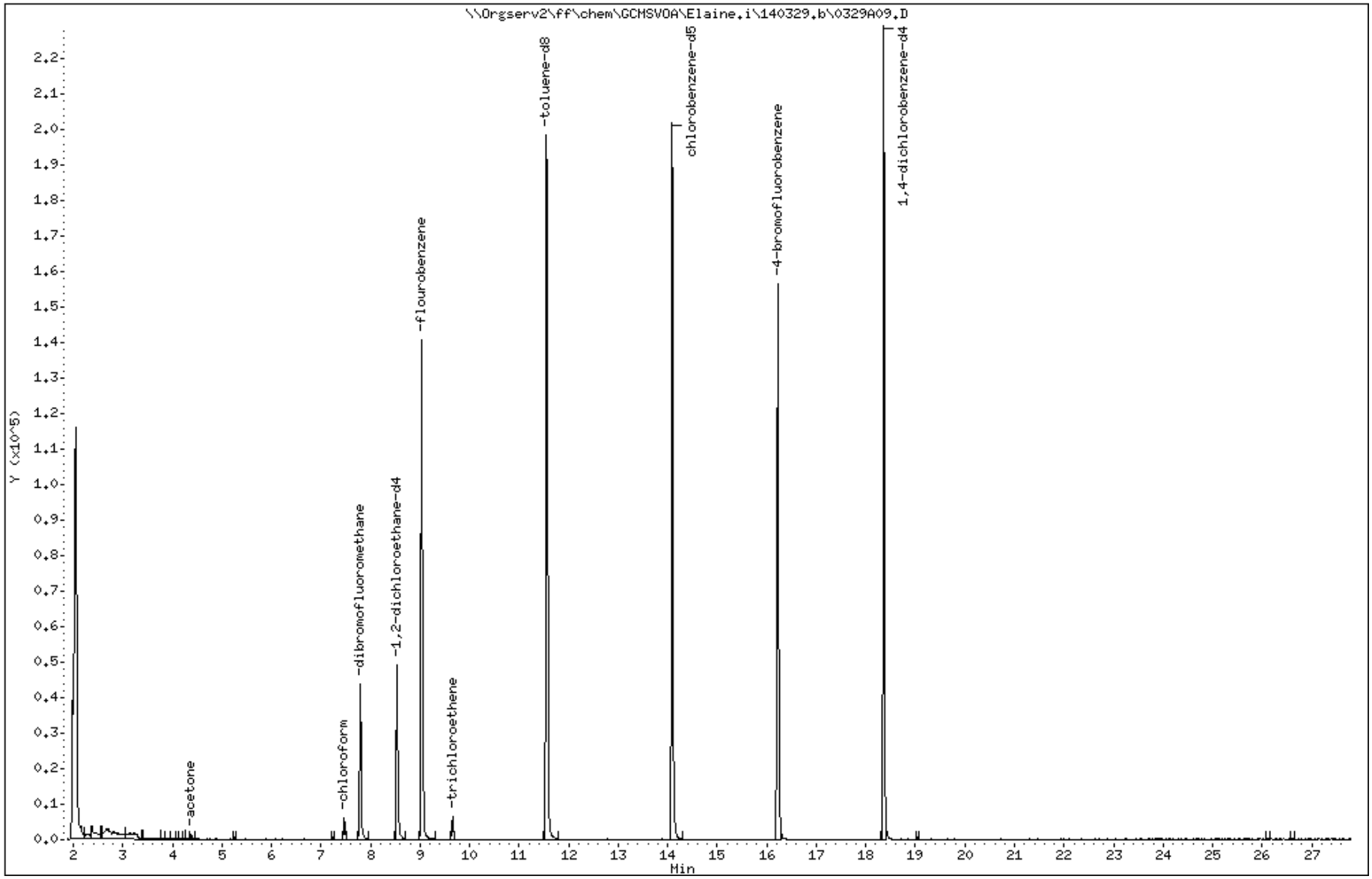

Data File: \\Orgserv2\ff\chem\GCMSVOA\Elaine.i\140329.b\0329A09.D

Date : 29-MAR-2014 15:17

Client ID:

Instrument: Elaine.i

Sample Info: 11406036-17,31,10,,a

Purge Volume: 10.0

Operator: PD

Column phase:

Column diameter: 0.18

10 acetone

Concentration: 26.682 ngs

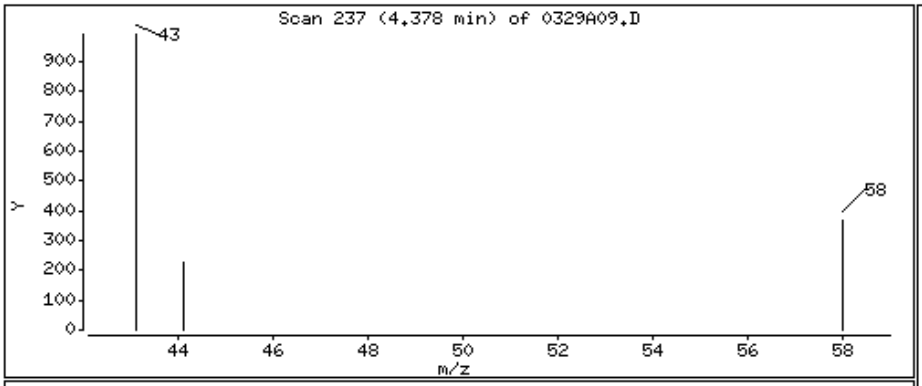

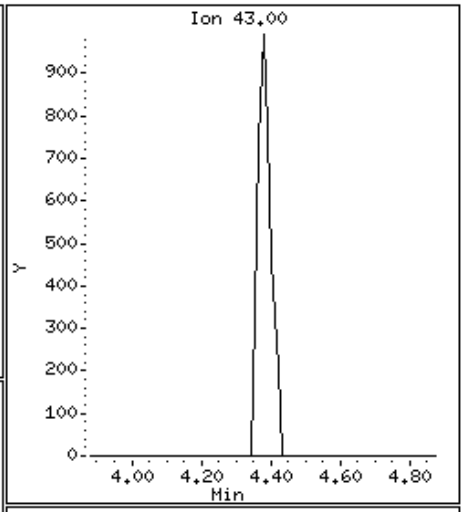

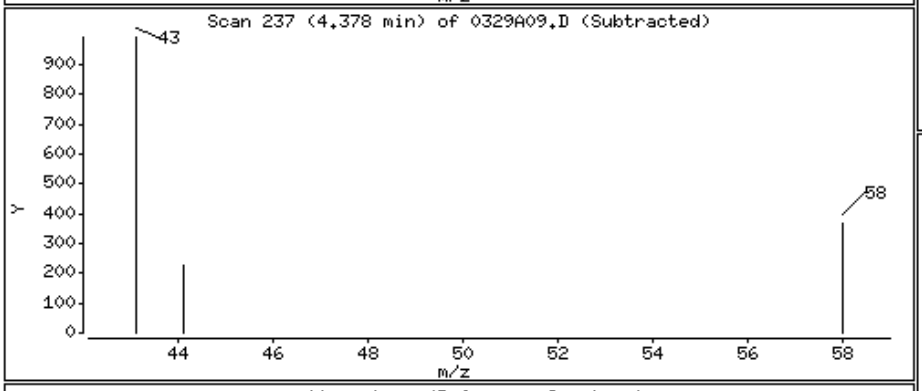

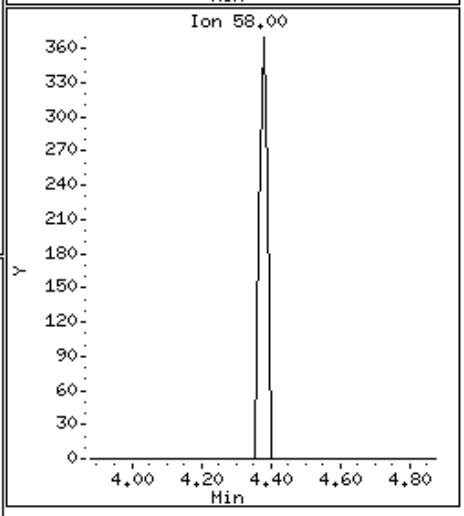

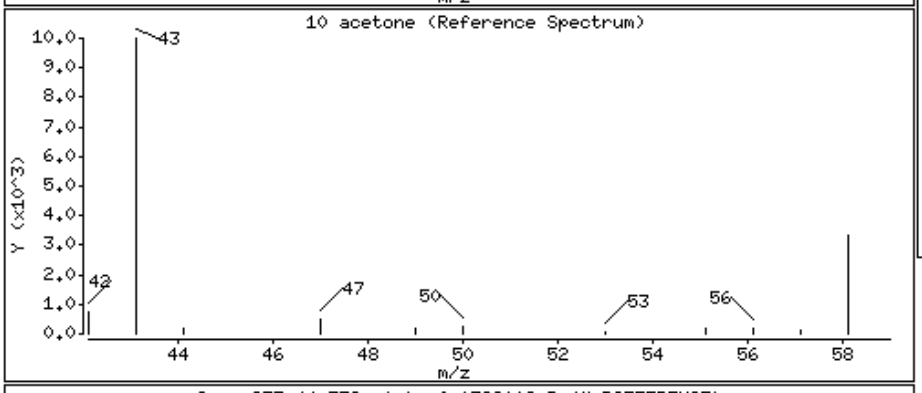

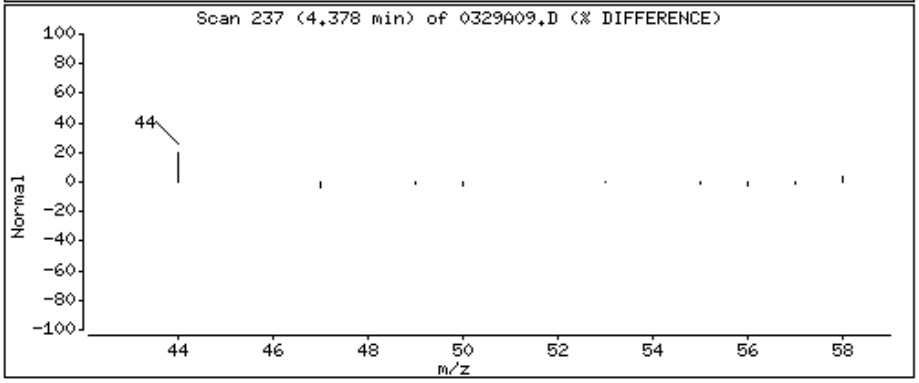

Data File: \\Orgserv2\ff\chem\GCMSVOA\Elaine.i\140329.b\0329A09.D

Date : 29-MAR-2014 15:17

Client ID:

Instrument: Elaine.i

Sample Info: 11406036-17,31,10,,a

Purge Volume: 10.0

Operator: PD

Column phase:

Column diameter: 0.18

30 chloroform

Concentration: 8.806 ngs

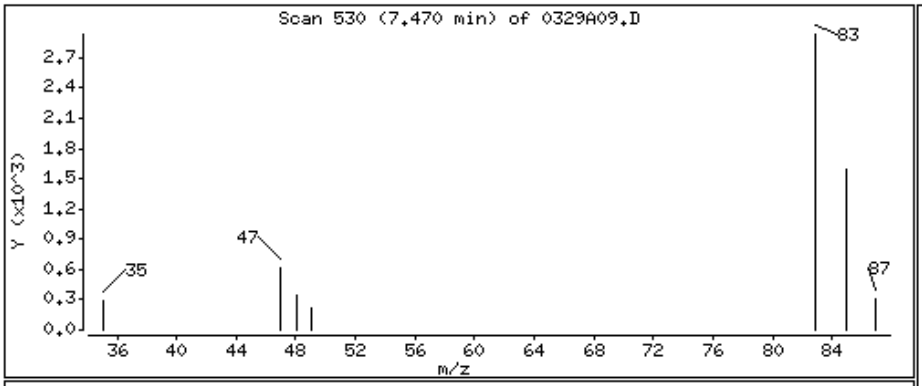

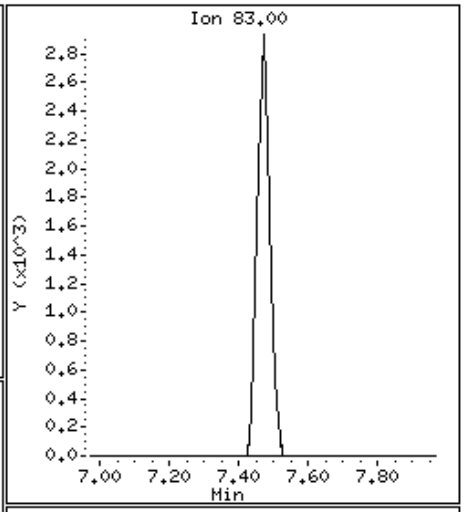

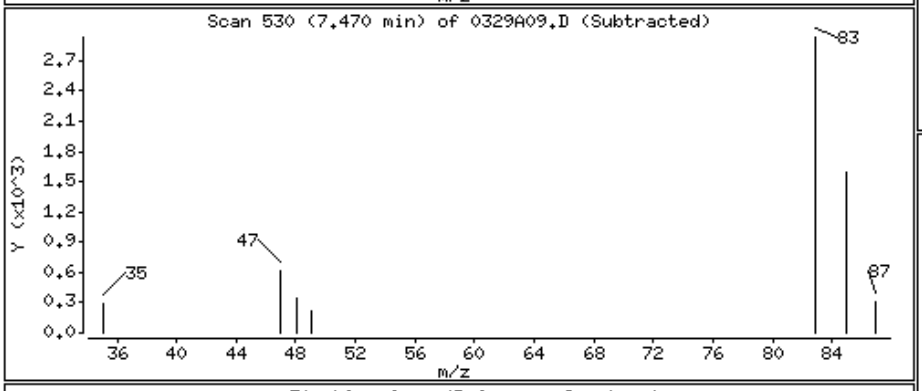

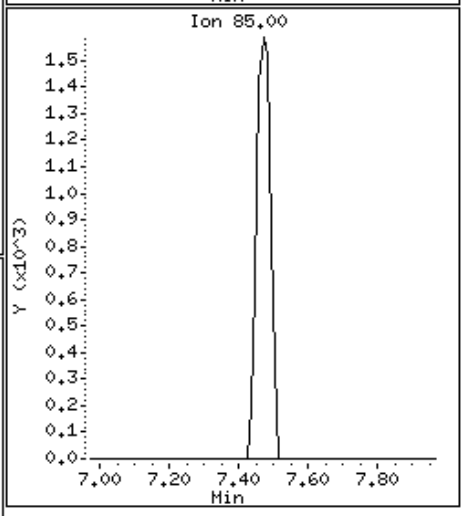

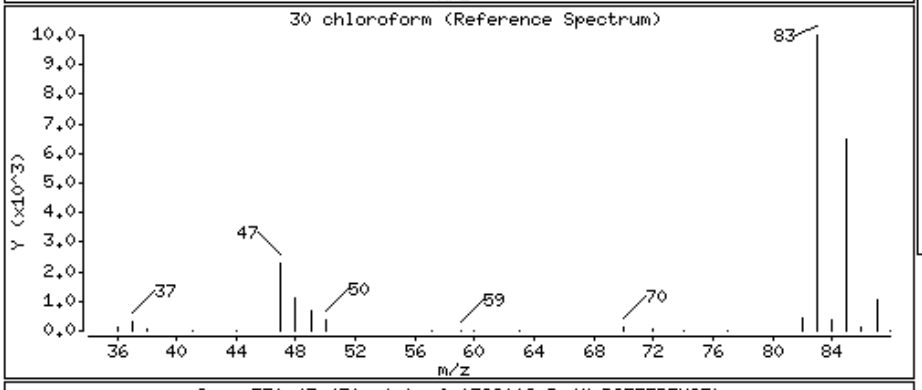

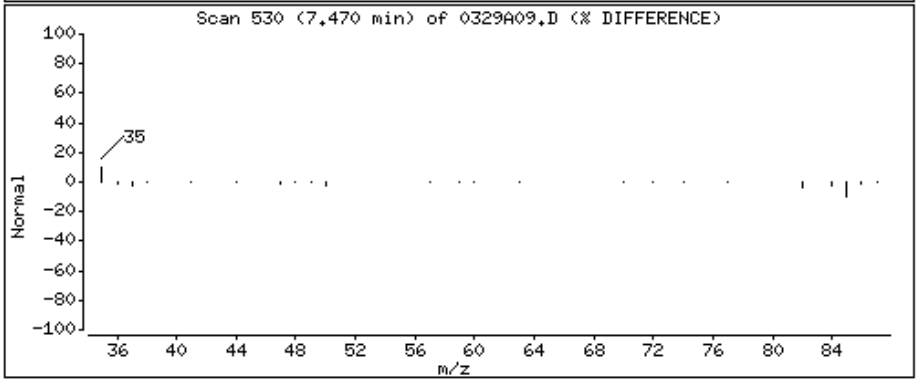

Data File: \\Orgserv2\ff\chem\GCMSVOA\Elaine.i\140329.b\0329A09.D

Date : 29-MAR-2014 15:17

Client ID:

Instrument: Elaine.i

Sample Info: 11406036-17,31,10,,a

Purge Volume: 10.0

Operator: PD

Column phase:

Column diameter: 0.18

47 trichloroethene

Concentration: 7.574 ngs

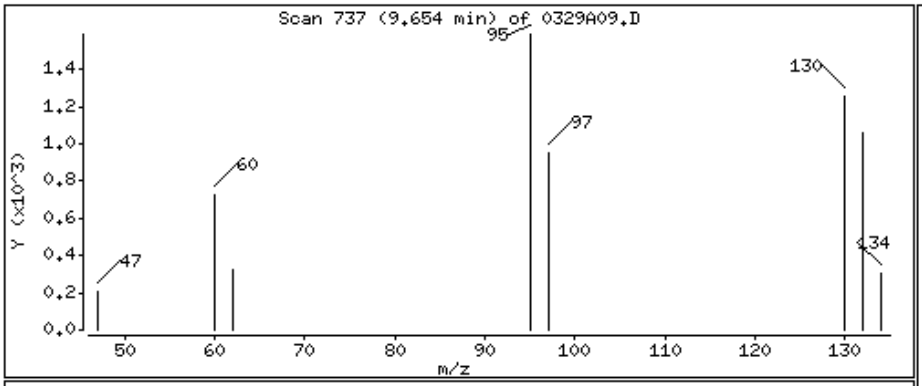

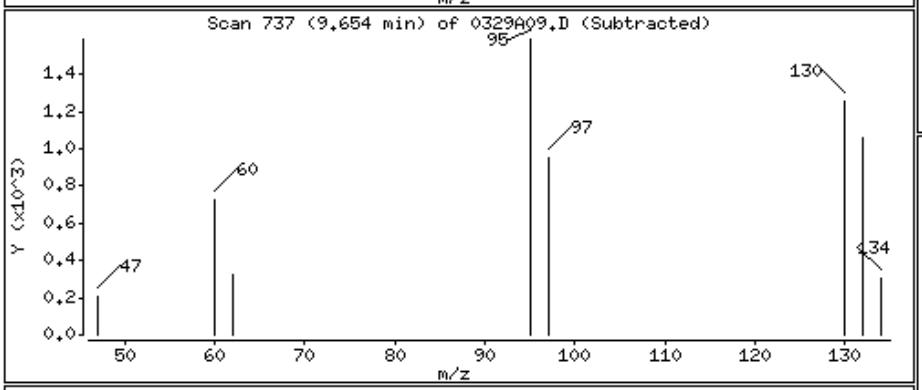

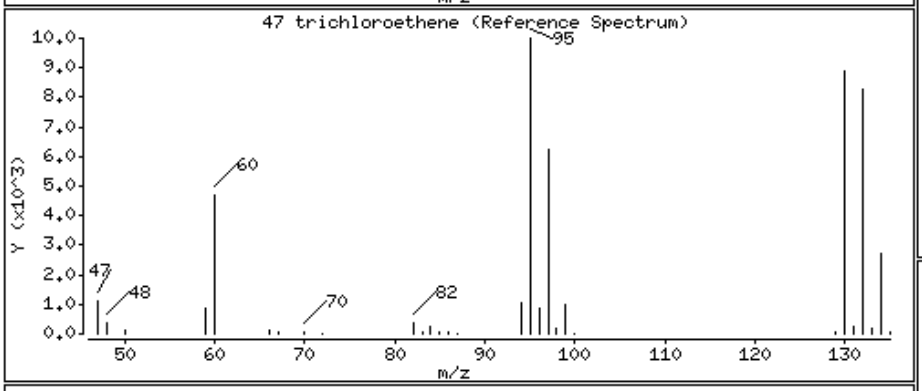

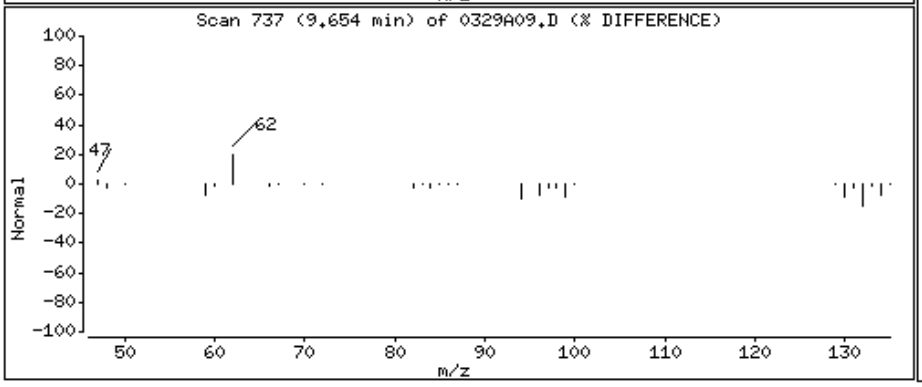

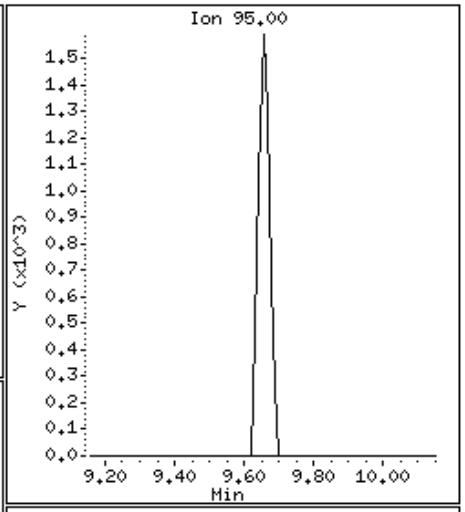

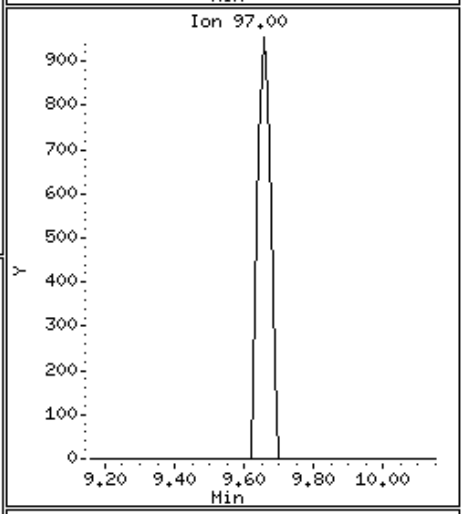

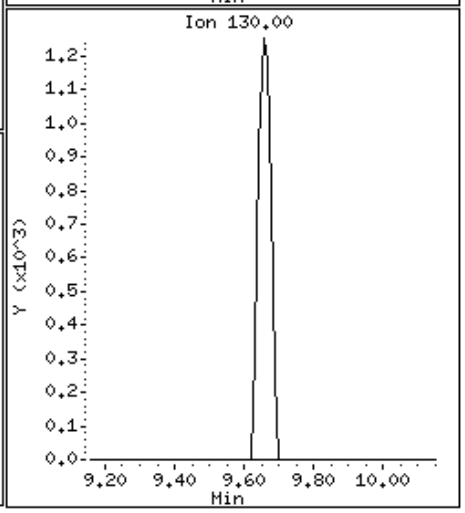

Alpha Analytical Labs

Manual Integration

Sample Info	: l1406036-17,31,10,,a wg678962,ical9341		
Instrument ID	: Elaine.i		
Method	: liq8260C.m		
File	: 0329A09.D		
Injection Date	: 29-MAR-2014 15:17		
Quantitation	: ISTD	Integrator :	HP RTE
Dilution Factor	: 1.00	Sample Type:	SAMPLE

This File has no version history.

//Orgserv2/ff/chem/GCMSVOA/Elaine.i/140329.b/original/0329A09.D

Alpha Analytical Labs

gc/ms voa - VOA101

Data file : \\Orgserv2\ff\chem\GCMSVOA\Voa101.i\140329.b\0329A10.D
Lab Smp Id:
Inj Date : 29-MAR-2014 15:24
Operator : PD Inst ID: Voa101.i
Smp Info : l1406036-35,31,10,,a
Misc Info : wg678899,ical9333
Comment :
Method : \\Orgserv2\ff\chem\GCMSVOA\Voa101.i\140329.b\liq8260C.m
Meth Date : 29-Mar-2014 15:20 ppaveglio Quant Type: ISTD
Cal Date : 24-MAR-2014 14:57 Cal File: 0324A12.D
Als bottle: 10
Dil Factor: 1.00000
Integrator: HP RTE Compound Sublist: NJTCL.sub
Target Version: 4.12
Processing Host: VIRTUALXP-76524

Concentration Formula: Amt * DF * CpndVariable
Cpnd Variable Local Compound Variable

			QUANT SIG					CONCENTRATIONS ON-COLUMN	FINAL	
		Compounds	MASS	RT	EXP RT	REL RT	RESPONSE	(ngs)	(ngs)	REVIEW CODE
	1	dichlorodifluoromethane	85	Compound Not Detected.						
	2	chloromethane	50	Compound Not Detected.						
	3	vinyl chloride	62	Compound Not Detected.						
	4	bromomethane	94	Compound Not Detected.						
	5	chloroethane	64	Compound Not Detected.						
	6	trichlorofluoromethane	101	2.605	2.603	(0.418)	2938	4.10550	4.105(M)	M1
	8	1,1,-dichloroethene	96	Compound Not Detected.						
	11	freon-113	101	Compound Not Detected.						
	10	carbon disulfide	76	Compound Not Detected.						
	14	methylene chloride	84	Compound Not Detected.						
	15	acetone	43	3.737	3.735	(0.600)	8988	64.4095	64.409	
	16	trans-1,2-dichloroethene	96	Compound Not Detected.						
	17	Methyl Acetate	43	Compound Not Detected.						
	18	methyl tert butyl ether	73	Compound Not Detected.						
	22	1,1-dichloroethane	63	Compound Not Detected.						
	27	cis-1,2-dichloroethene	96	Compound Not Detected.						
	29	bromochloromethane	128	Compound Not Detected.						
	30	Cyclohexane	56	Compound Not Detected.						
	31	chloroform	83	5.223	5.223	(0.839)	12193	11.5623	11.562(Q)	
	33	carbontetrachloride	117	Compound Not Detected.						
$	36	dibromofluoromethane	113	5.408	5.405	(0.868)	52936	107.883	107.883	
	37	1,1,1-trichloroethane	97	Compound Not Detected.						
	38	2-butanone	43	Compound Not Detected.						
	40	benzene	78	Compound Not Detected.						
$	42	1,2-dichloroethane-d4	65	5.941	5.941	(0.954)	60287	110.815	110.815	
	43	1,2-dichloroethane	62	Compound Not Detected.						
*	45	flourobenzene	96	6.227	6.227	(1.000)	187215	100.000		
	49	trichloroethene	95	6.401	6.401	(1.028)	1237	1.98506	1.985(QM)	M1
	46	methyl cyclohexane	83	Compound Not Detected.						

	Compounds	QUANT SIG MASS	RT	EXP RT	REL RT	RESPONSE	CONCENTRATIONS ON-COLUMN (ngs)	CONCENTRATIONS FINAL (ngs)	REVIEW CODE
	52 1,2-dichloropropane	63	Compound Not Detected.						
	53 bromodichloromethane	83	Compound Not Detected.						
	56 1,4-Dioxane	88	Compound Not Detected.						
	58 cis-1,3-dichloropropene	75	Compound Not Detected.						
$	59 toluene-d8	98	7.933	7.933	(0.810)	184972	93.4706	93.470	
	60 toluene	92	Compound Not Detected.						
	62 4-methyl-2-pentanone	58	Compound Not Detected.						
	63 tetrachloroethene	166	8.439	8.437	(0.862)	1351	2.04797	2.047(QM)	M2
	64 trans-1,3-dichloropropene	75	Compound Not Detected.						
	68 1,1,2-trichloroethane	83	Compound Not Detected.						
	69 chlorodibromomethane	129	Compound Not Detected.						
	71 1,2-dibromoethane	107	Compound Not Detected.						
	73 2-hexanone	43	Compound Not Detected.						
*	74 chlorobenzene-d5	117	9.789	9.786	(1.000)	146718	100.000		
	75 chlorobenzene	112	Compound Not Detected.						
	76 ethyl benzene	91	Compound Not Detected.						
	78 p/m xylene	106	Compound Not Detected.						
	79 o xylene	106	Compound Not Detected.						
	80 styrene	104	Compound Not Detected.						
	81 bromoform	173	Compound Not Detected.						
	82 isopropylbenzene	105	Compound Not Detected.						
$	83 4-bromofluorobenzene	95	11.254	11.251	(0.904)	67709	100.874	100.873	
	88 1,1,2,2,-tetrachloroethane	83	Compound Not Detected.						
	99 1,3-dichlorobenzene	146	Compound Not Detected.						
*	100 1,4-dichlorobenzene-d4	152	12.444	12.441	(1.000)	64913	100.000		
	101 1,4-dichlorobenzene	146	Compound Not Detected.						
	104 1,2-dichlorobenzene	146	Compound Not Detected.						
	106 1,2-dibromo-3-chloropropane	75	Compound Not Detected.						
	109 1,2,4-trichlorobenzene	180	Compound Not Detected.						
	111 1,2,3-trichlorobenzene	180	Compound Not Detected.						

QC Flag Legend

Q - Qualifier signal failed the ratio test.
M - Compound response manually integrated.

Alpha Analytical Labs

gc/ms voa - VOA101

Data file : \\Orgserv2\ff\chem\GCMSVOA\Voa101.i\140329.b\0329A10.D
Lab Smp Id:
Inj Date : 29-MAR-2014 15:24
Operator : PD Inst ID: Voa101.i
Smp Info : l1406036-35,31,10,,a
Misc Info : wg678899,ical9333
Comment :
Method : \\Orgserv2\ff\chem\GCMSVOA\Voa101.i\140329.b\liq8260C.m
Meth Date : 29-Mar-2014 15:20 ppaveglio Quant Type: ISTD
Cal Date : 24-MAR-2014 14:57 Cal File: 0324A12.D
Als bottle: 10
Dil Factor: 1.00000
Integrator: HP RTE Compound Sublist: NJTCL.sub
Target Version: 4.12
Processing Host: VIRTUALXP-76524

- NO TENTATIVELY IDENTIFIED COMPOUNDS -

Alpha Analytical Labs

INTERNAL STANDARD COMPOUNDS
AREA AND RT SUMMARY

Instrument ID: Voa101.i
Lab File ID: 0329A10.D
Lab Smp Id:
Analysis Type: VOA
Quant Type: ISTD
Operator: PD
Method File: \\Orgserv2\ff\chem\GCMSVOA\Voa101.i\140329.b\liq8260C.m
Misc Info: wg678899,ical9333

Calibration Date: 29-MAR-2014
Calibration Time: 11:27
Level: LOW
Sample Type: WATER

Test Mode:
Use Last Continuing Calibrator.
If Continuing Cal. use Initial Cal. Level 3

		AREA LIMIT			
COMPOUND	STANDARD	LOWER	UPPER	SAMPLE	%DIFF
45 flourobenzene	220923	110462	441846	187215	-15.26
74 chlorobenzene-d5	175802	87901	351604	146718	-16.54
100 1,4-dichlorobenze	84508	42254	169016	64913	-23.19

		RT LIMIT			
COMPOUND	STANDARD	LOWER	UPPER	SAMPLE	%DIFF
45 flourobenzene	6.23	5.73	6.73	6.23	-0.00
74 chlorobenzene-d5	9.79	9.29	10.29	9.79	0.03
100 1,4-dichlorobenze	12.44	11.94	12.94	12.44	0.02

AREA UPPER LIMIT = +100% of internal standard area.
AREA LOWER LIMIT = - 50% of internal standard area.
RT UPPER LIMIT = + 0.50 minutes of internal standard RT.
RT LOWER LIMIT = - 0.50 minutes of internal standard RT.

Alpha Analytical Labs

RECOVERY REPORT

Client Name: Client SDG: SDGa00307
Sample Matrix: LIQUID Fraction: VOA
Lab Smp Id:
Level: LOW Operator: PD
Data Type: MS DATA SampleType: SAMPLE
SpikeList File: curveallim.spk Quant Type: ISTD
Sublist File: NJTCL.sub
Method File: \\Orgserv2\ff\chem\GCMSVOA\Voa101.i\140329.b\liq8260C.m
Misc Info: wg678899,ical9333

SURROGATE COMPOUND	AMOUNT ADDED ngs	AMOUNT RECOVERED ngs	% RECOVERED	LIMITS
$ 36 dibromofluorometha	100.000	107.883	107.88	70-130
$ 42 1,2-dichloroethane	100.000	110.815	110.82	70-130
$ 59 toluene-d8	100.000	93.470	93.47	70-130
$ 83 4-bromofluorobenze	100.000	100.873	100.87	70-130

Data File: \\Orgserv2\ff\chem\GCMSVOA\Voa101.i\140329.b\0329A10.D
Date : 29-MAR-2014 15:24
Client ID:
Sample Info: 11406036-35,31,10,,a
Purge Volume: 10.0
Column phase:

Instrument: Voa101.i
Operator: PD
Column diameter: 0.18

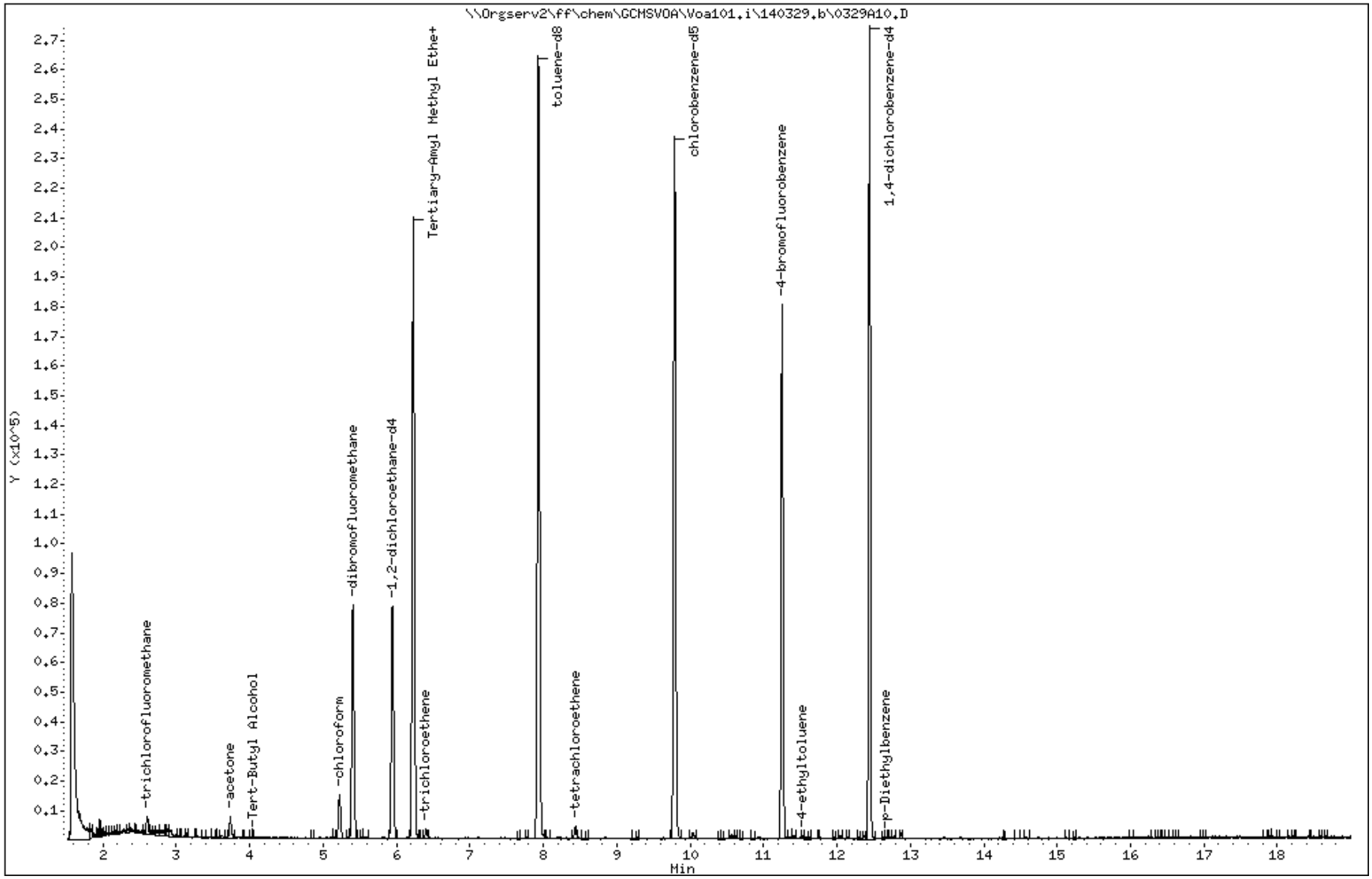

Data File: \\Orgserv2\ff\chem\GCMSVOA\Voa101.i\140329.b\0329A10.D

Date : 29-MAR-2014 15:24

Client ID:

Instrument: Voa101.i

Sample Info: 11406036-35,31,10,,a

Purge Volume: 10.0

Operator: PD

Column phase:

Column diameter: 0.18

6 trichlorofluoromethane

Concentration: 4.105 ngs

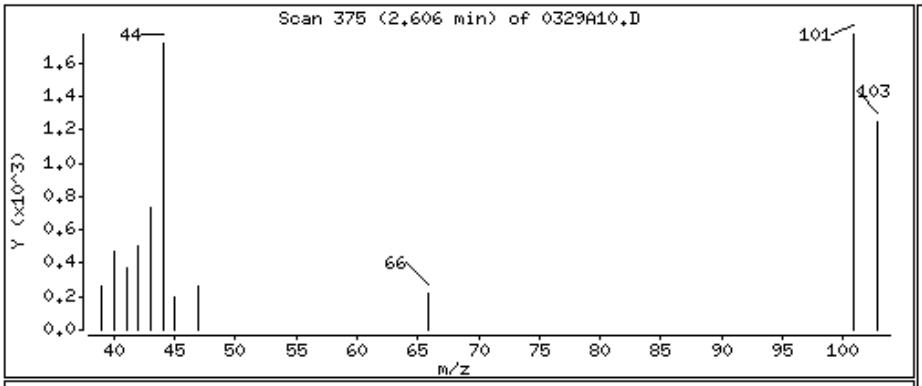

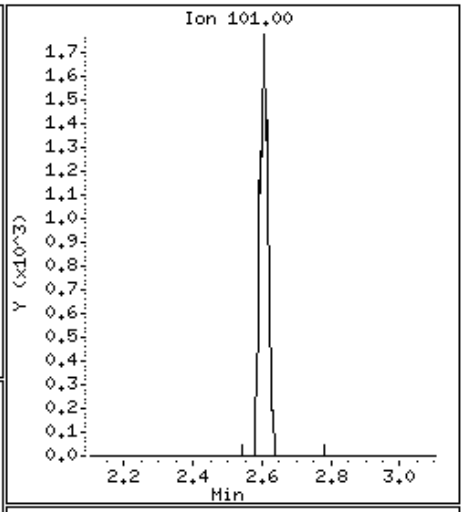

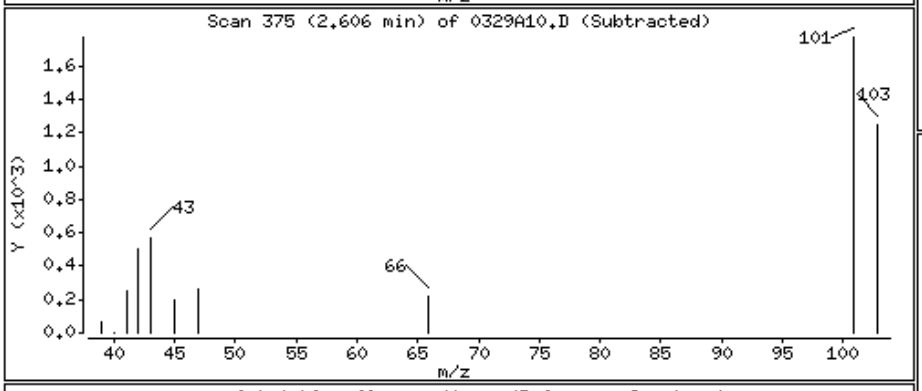

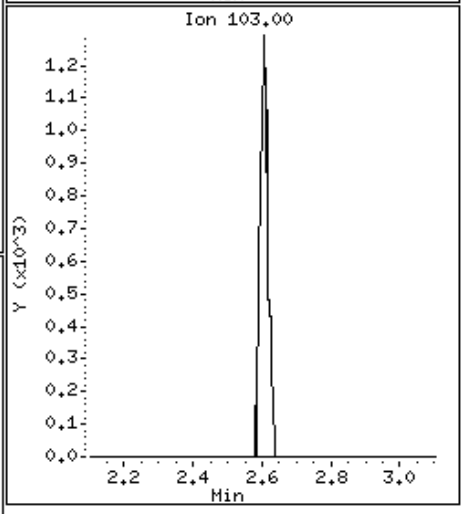

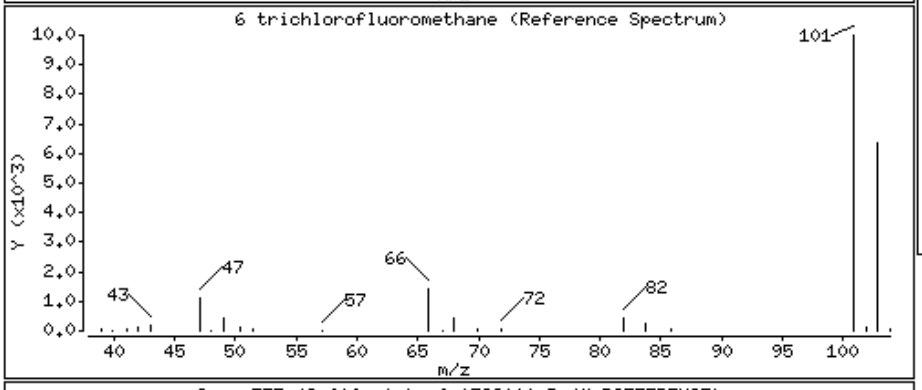

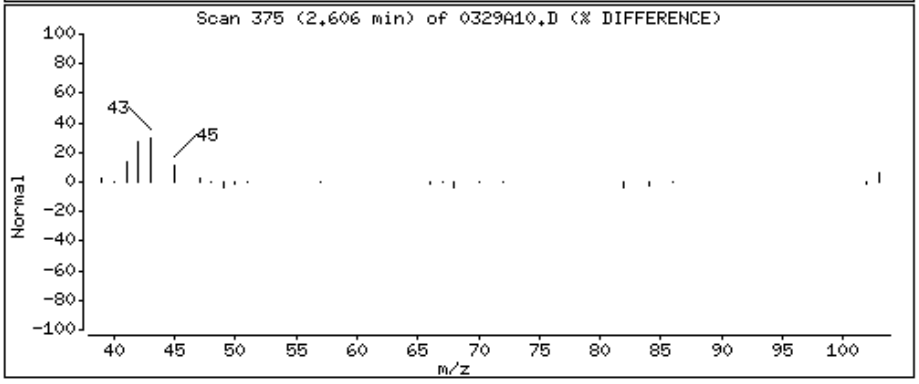

Data File: \\Orgserv2\ff\chem\GCMSVOA\Voa101.i\140329.b\0329A10.D

Date : 29-MAR-2014 15:24

Client ID:

Instrument: Voa101.i

Sample Info: 11406036-35,31,10,,a

Purge Volume: 10.0

Operator: PD

Column phase:

Column diameter: 0.18

15 acetone

Concentration: 64.409 ngs

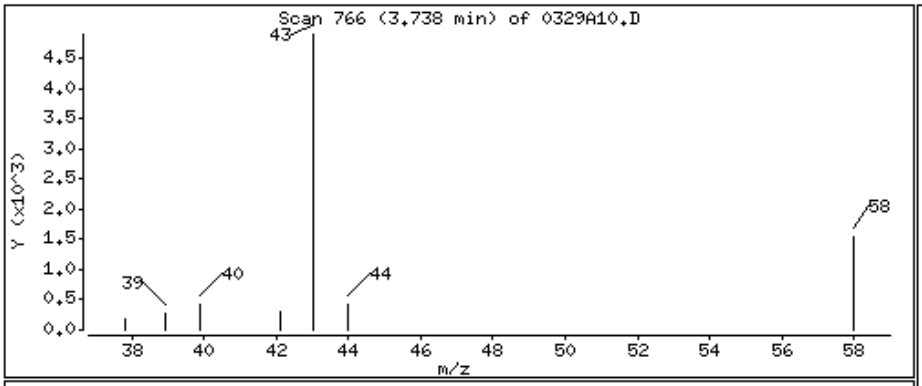

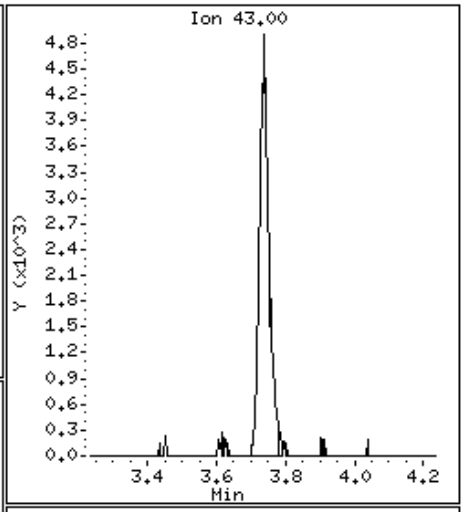

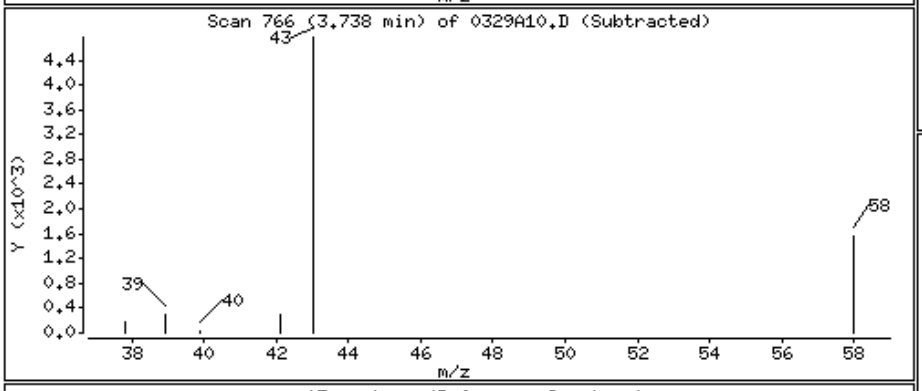

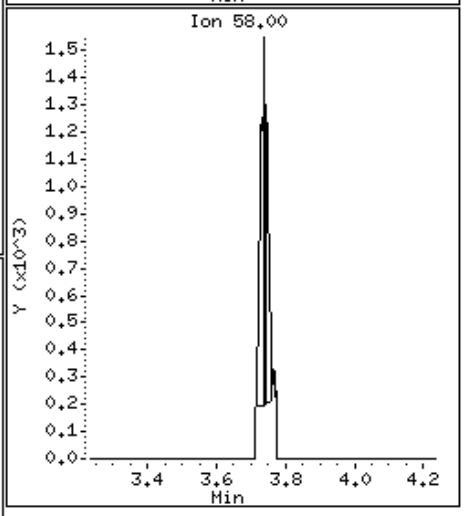

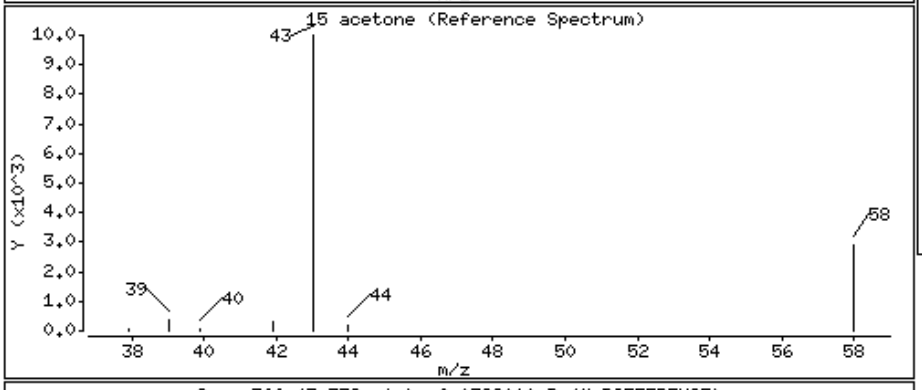

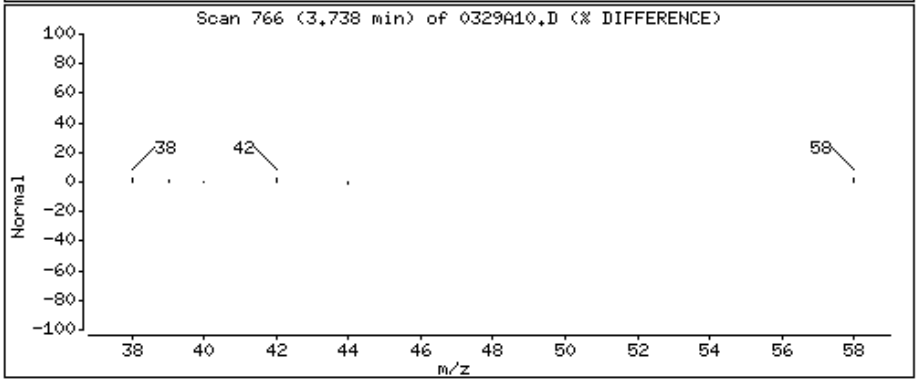

Data File: \\Orgserv2\ff\chem\GCMSVOA\Voa101.i\140329.b\0329A10.D

Date : 29-MAR-2014 15:24

Client ID:

Instrument: Voa101.i

Sample Info: 11406036-35,31,10,,a

Purge Volume: 10.0

Operator: PD

Column phase:

Column diameter: 0.18

31 chloroform

Concentration: 11.562 ngs

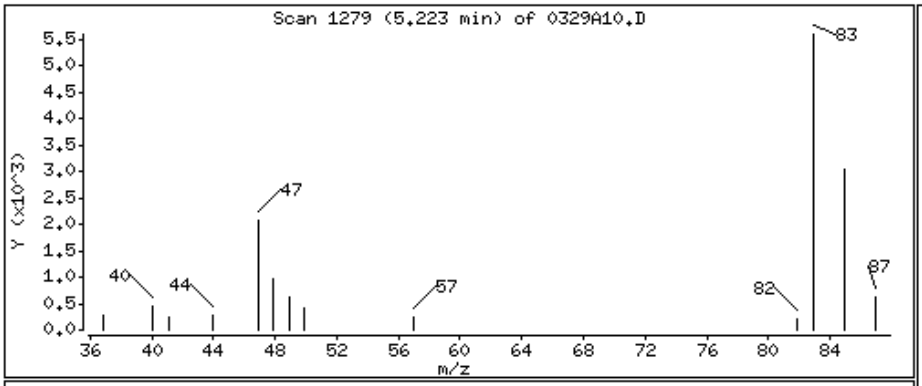

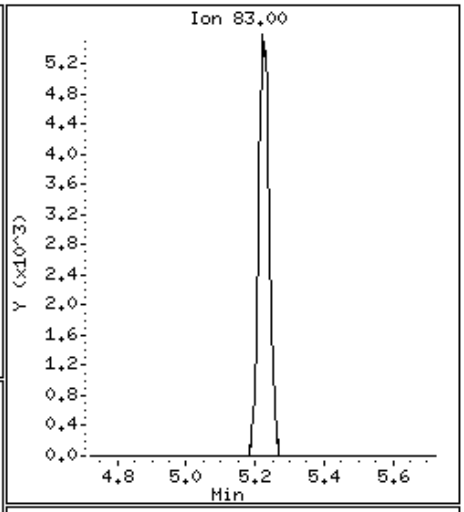

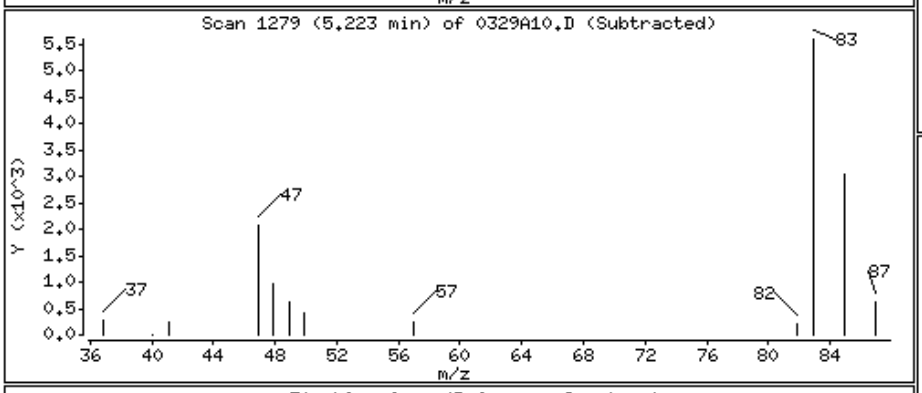

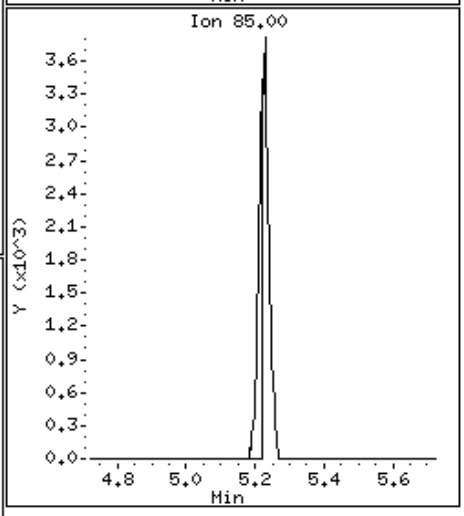

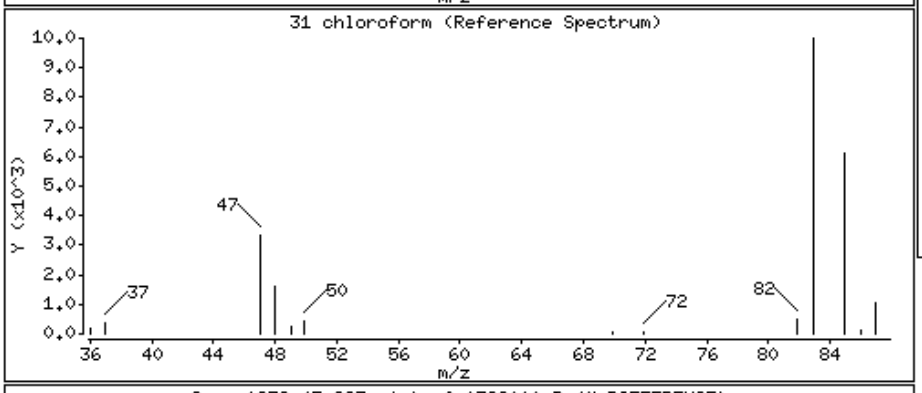

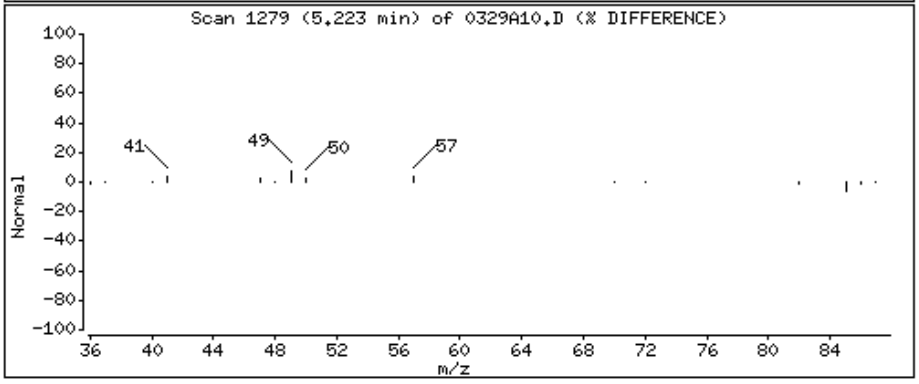

Data File: \\Orgserv2\ff\chem\GCMSVOA\Voa101.i\140329.b\0329A10.D

Date : 29-MAR-2014 15:24

Client ID:

Instrument: Voa101.i

Sample Info: 11406036-35,31,10,,a

Purge Volume: 10.0

Operator: PD

Column phase:

Column diameter: 0.18

49 trichloroethene

Concentration: 1.985 ngs

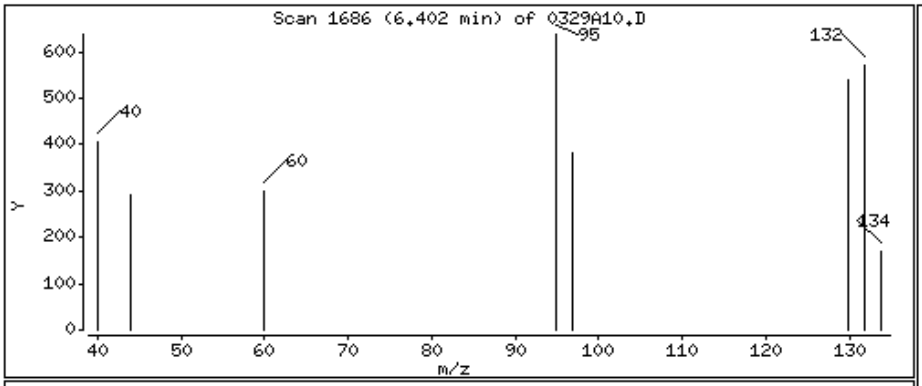

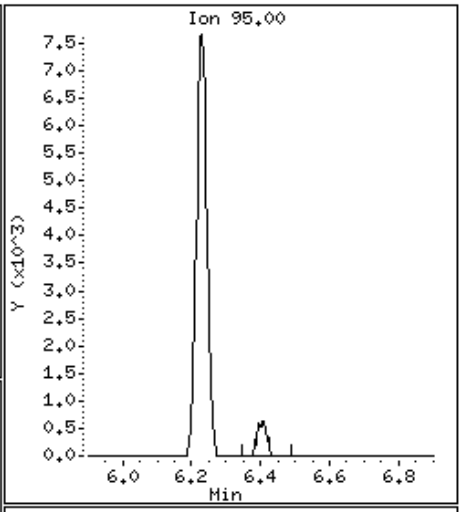

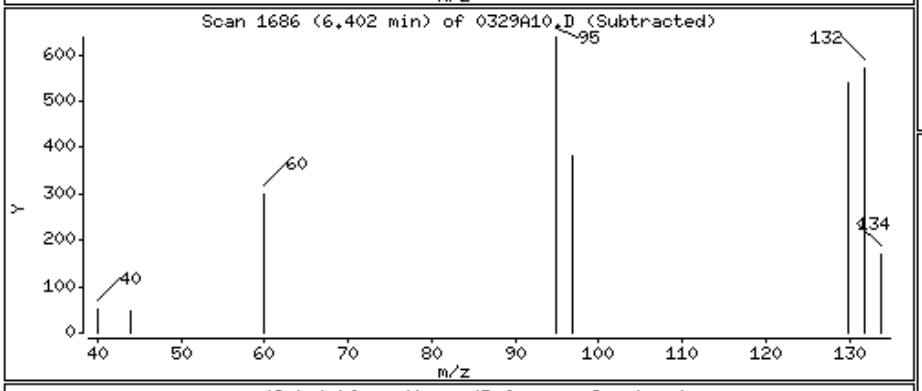

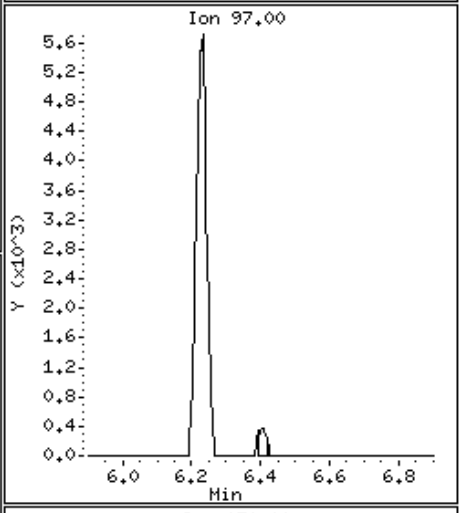

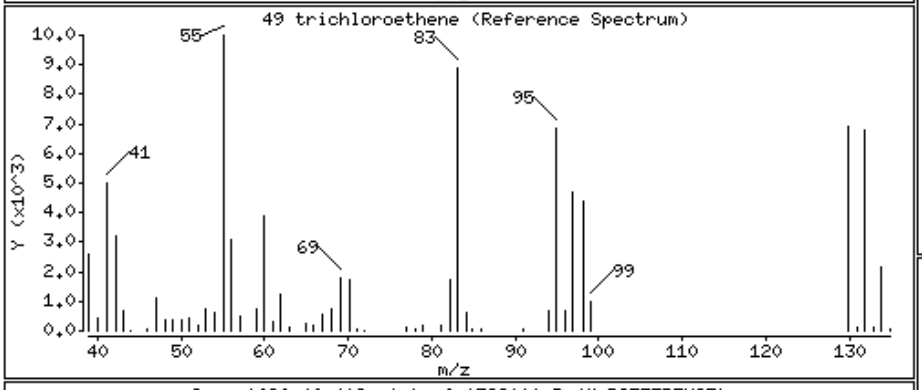

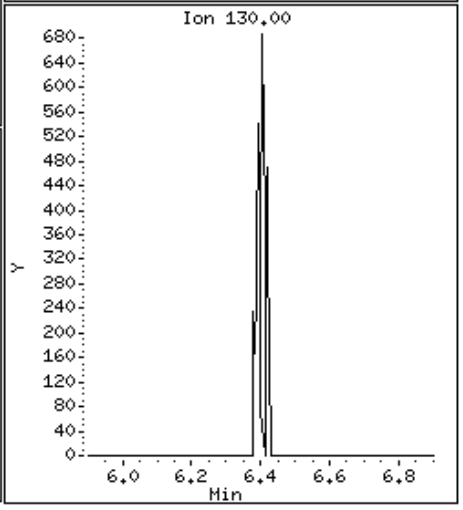

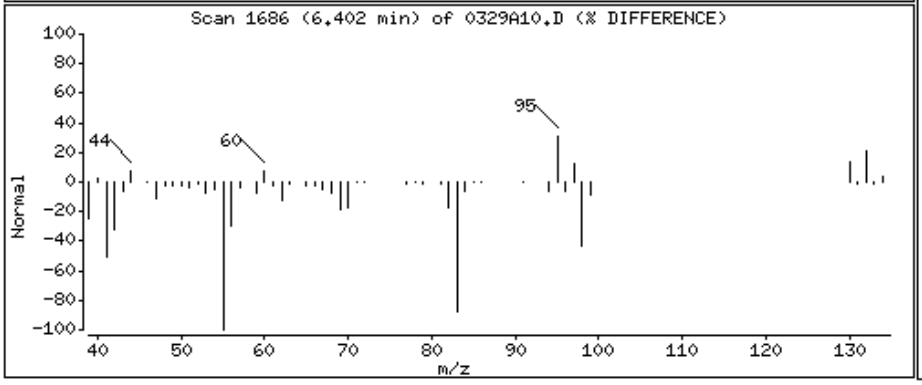

Data File: \\Orgserv2\ff\chem\GCMSVOA\Voa101.i\140329.b\0329A10.D

Date : 29-MAR-2014 15:24

Client ID:

Instrument: Voa101.i

Sample Info: 11406036-35,31,10,,a

Purge Volume: 10.0

Operator: PD

Column phase:

Column diameter: 0.18

63 tetrachloroethene

Concentration: 2.047 ngs

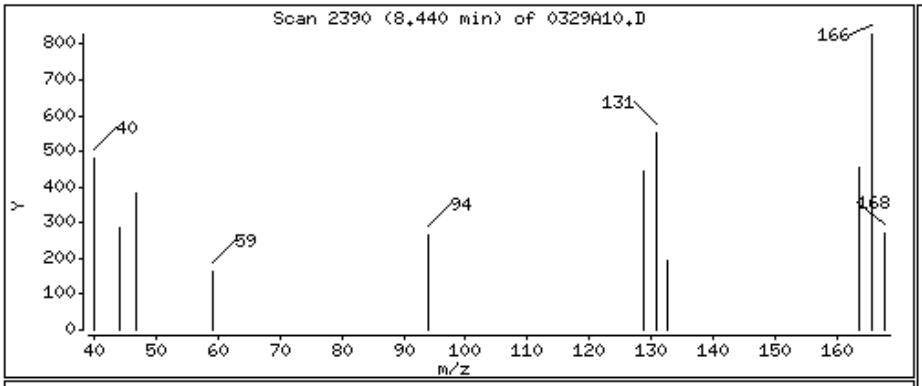

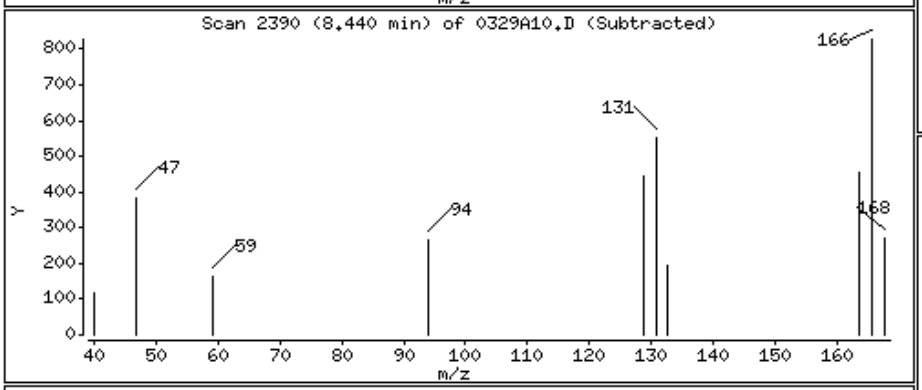

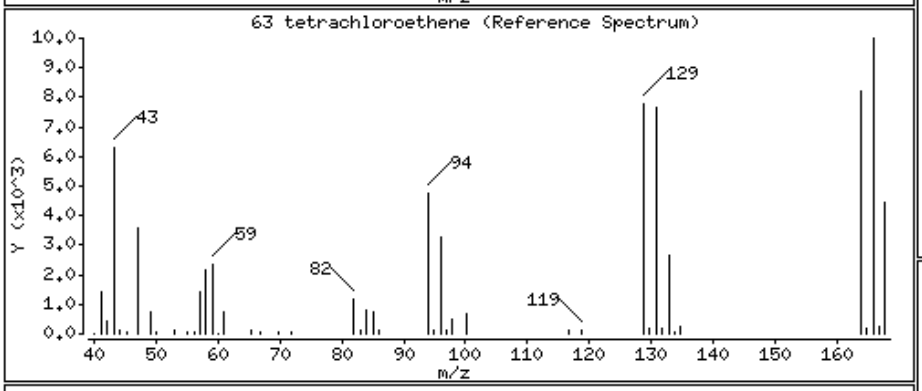

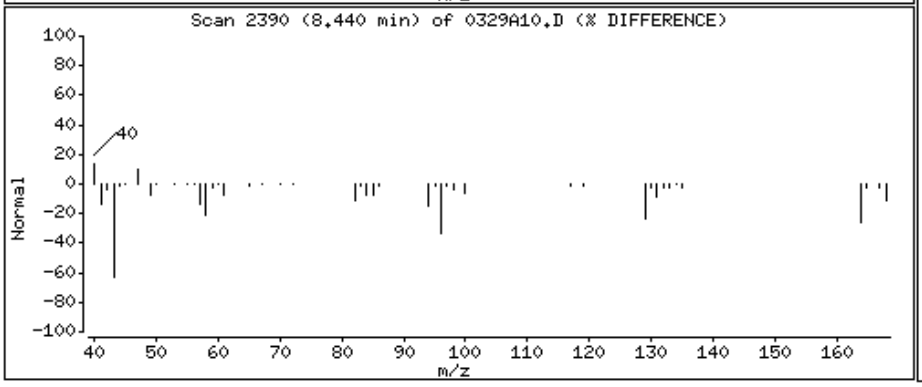

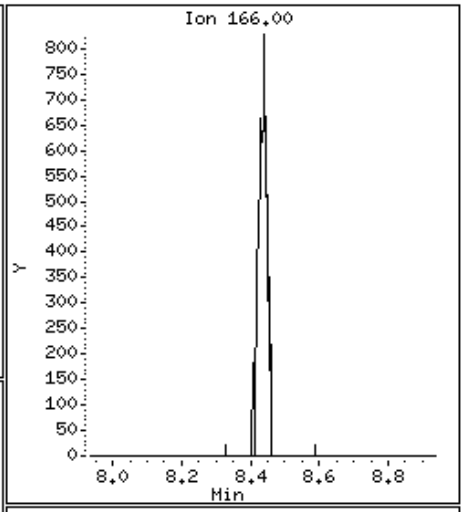

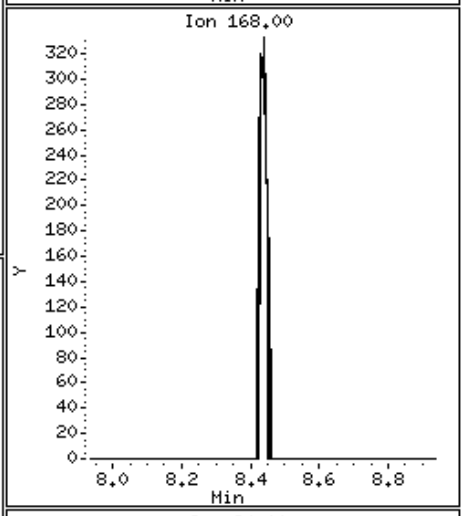

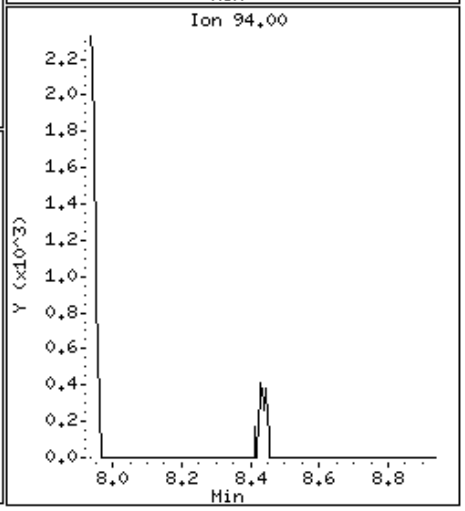

Alpha Analytical Labs

Manual Integration

Sample Info	: l1406036-35,31,10,,a wg678899,ical9333		
Instrument ID	: Voa101.i		
Method	: liq8260C.m		
File	: 0329A10.D		
Injection Date	: 29-MAR-2014 15:24		
Quantitation	: ISTD	Integrator :	HP RTE
Dilution Factor	: 1.00	Sample Type:	SAMPLE

This File has no version history.

//Orgserv2/ff/chem/GCMSVOA/Voa101.i/140329.b/original/0329A10.D

Alpha Analytical Labs

gc/ms voa

Data file : \\Orgserv2\ff\chem\GCMSVOA\Gonzo.i\140329.b\0329A09.D
Lab Smp Id:
Inj Date : 29-MAR-2014 15:34
Operator : PD Inst ID: Gonzo.i
Smp Info : l1406036-04,31,10,,a
Misc Info : wg678895,ical9343
Comment :
Method : \\Orgserv2\ff\chem\GCMSVOA\Gonzo.i\140329.b\v10ml8260.m
Meth Date : 30-Mar-2014 20:50 pduczmalew Quant Type: ISTD
Cal Date : 25-MAR-2014 03:06 Cal File: 0324N12.D
Als bottle: 45
Dil Factor: 1.00000
Integrator: HP RTE Compound Sublist: NJTCL.sub
Target Version: 4.12
Processing Host: VIRTUALXP-76524

Concentration Formula: Amt * DF * CpndVariable
Cpnd Variable Local Compound Variable

	Compounds	QUANT SIG MASS	RT	EXP RT	REL RT	RESPONSE	CONCENTRATIONS ON-COLUMN (ngs)	FINAL (ngs)	REVIEW CODE
	1 dichlorodifluoromethane	85	Compound Not Detected.						
	2 chloromethane	50	Compound Not Detected.						
	3 vinyl chloride	62	Compound Not Detected.						
	4 bromomethane	94	Compound Not Detected.						
	5 chloroethane	64	Compound Not Detected.						
	6 trichlorofluoromethane	101	Compound Not Detected.						
	9 Freon 113	101	5.090	5.090	(0.555)	15593	7.72561	7.725	
	10 acetone	43	5.185	5.178	(0.565)	9138	12.5448	12.544(M)	M2
	11 1,1,-dichloroethene	96	Compound Not Detected.						
	14 Methyl Acetate	43	Compound Not Detected.						
	15 methylene chloride	84	Compound Not Detected.						
	16 carbon disulfide	76	Compound Not Detected.						
	20 methyl tert butyl ether	73	Compound Not Detected.						
	22 trans-1,2-dichloroethene	96	Compound Not Detected.						
	24 1,1-dichloroethane	63	Compound Not Detected.						
	27 2-butanone	43	7.376	7.376	(0.804)	1046	2.90433	2.904(Q)	
	30 cis-1,2-dichloroethene	96	7.633	7.633	(0.832)	17936	8.52631	8.526	
	31 chloroform	83	7.829	7.836	(0.853)	17593	3.89815	3.898	
	32 bromochloromethane	128	Compound Not Detected.						
$	34 dibromofluoromethane	113	8.113	8.113	(0.884)	187948	94.8859	94.885	
	35 1,1,1-trichloroethane	97	Compound Not Detected.						
	36 Cyclohexane	56	Compound Not Detected.						
	38 carbontetrachloride	117	Compound Not Detected.						
$	40 1,2-dichloroethane-d4	65	8.762	8.755	(0.955)	271175	97.3261	97.326	
	41 1,2-dichloroethane	62	Compound Not Detected.						
	42 benzene	78	Compound Not Detected.						
*	43 fluorobenzene	96	9.175	9.175	(1.000)	805516	100.000		
	44 trichloroethene	95	9.722	9.716	(1.060)	2697477	1151.51	1151.511(A)	
	46 methyl cyclohexane	83	Compound Not Detected.						

	Compounds	QUANT SIG MASS	RT	EXP RT	REL RT	RESPONSE	CONCENTRATIONS ON-COLUMN (ngs)	CONCENTRATIONS FINAL (ngs)	REVIEW CODE
	47 1,2-dichloropropane	63	Compound Not Detected.						
	48 bromodichloromethane	83	Compound Not Detected.						
	49 1,4-dioxane	88	Compound Not Detected.						
	52 4-methyl-2-pentanone	58	Compound Not Detected.						
	53 cis-1,3-dichloropropene	75	Compound Not Detected.						
$	55 toluene-d8	98	11.379	11.379	(0.834)	790274	99.3331	99.333	
	56 toluene	92	11.494	11.494	(0.842)	27173	4.91908	4.919	
	58 trans-1,3-dichloropropene	75	Compound Not Detected.						
	59 1,1,2-trichloroethane	83	Compound Not Detected.						
	60 2-hexanone	43	Compound Not Detected.						
	62 tetrachloroethene	166	12.468	12.461	(0.914)	5914	2.89276	2.892(Q)	
	63 chlorodibromomethane	129	Compound Not Detected.						
	64 1,2-dibromoethane	107	Compound Not Detected.						
*	65 chlorobenzene-d5	117	13.645	13.645	(1.000)	516652	100.000		
	66 chlorobenzene	112	Compound Not Detected.						
	68 ethyl benzene	91	Compound Not Detected.						
	69 p/m xylene	106	Compound Not Detected.						
	70 o xylene	106	Compound Not Detected.						
	71 styrene	104	Compound Not Detected.						
	72 isopropylbenzene	105	Compound Not Detected.						
	73 bromoform	173	Compound Not Detected.						
	75 1,1,2,2,-tetrachloroethane	83	Compound Not Detected.						
$	76 4-bromofluorobenzene	95	15.531	15.531	(0.889)	318962	109.722	109.722	
	89 1,3-dichlorobenzene	146	Compound Not Detected.						
*	90 1,4-dichlorobenzene-d4	152	17.466	17.465	(1.000)	219988	100.000		
	91 1,4-dichlorobenzene	146	Compound Not Detected.						
	94 1,2-dichlorobenzene	146	Compound Not Detected.						
	96 1,2-dibromo-3-chloropropane	75	Compound Not Detected.						
	98 1,2,4-trichlorobenzene	180	Compound Not Detected.						
	101 1,2,3-trichlorobenzene	180	Compound Not Detected.						

QC Flag Legend

A - Target compound detected but, quantitated amount
exceeded maximum amount.
Q - Qualifier signal failed the ratio test.
M - Compound response manually integrated.

Alpha Analytical Labs

gc/ms voa

Data file : \\Orgserv2\ff\chem\GCMSVOA\Gonzo.i\140329.b\0329A09.D
Lab Smp Id:
Inj Date : 29-MAR-2014 15:34
Operator : PD Inst ID: Gonzo.i
Smp Info : l1406036-04,31,10,,a
Misc Info : wg678895,ical9343
Comment :
Method : \\Orgserv2\ff\chem\GCMSVOA\Gonzo.i\140329.b\v10ml8260.m
Meth Date : 30-Mar-2014 20:50 pduczmalew Quant Type: ISTD
Cal Date : 25-MAR-2014 03:06 Cal File: 0324N12.D
Als bottle: 45
Dil Factor: 1.00000
Integrator: HP RTE Compound Sublist: NJTCL.sub
Target Version: 4.12
Processing Host: VIRTUALXP-76524

- NO TENTATIVELY IDENTIFIED COMPOUNDS -

Alpha Analytical Labs

INTERNAL STANDARD COMPOUNDS
AREA AND RT SUMMARY

Instrument ID: Gonzo.i
Lab File ID: 0329A09.D
Lab Smp Id:
Analysis Type: VOA
Quant Type: ISTD
Operator: PD
Method File: \\Orgserv2\ff\chem\GCMSVOA\Gonzo.i\140329.b\v10ml8260.m
Misc Info: wg678895,ical9343

Calibration Date: 29-MAR-2014
Calibration Time: 10:45
Level: LOW
Sample Type: WATER

Test Mode:
Use Last Continuing Calibrator.
If Continuing Cal. use Initial Cal. Level 3

COMPOUND	STANDARD	AREA LIMIT LOWER	AREA LIMIT UPPER	SAMPLE	%DIFF
43 fluorobenzene	854884	427442	1709768	805516	-5.77
65 chlorobenzene-d5	545961	272981	1091922	516652	-5.37
90 1,4-dichlorobenze	248041	124021	496082	219988	-11.31

COMPOUND	STANDARD	RT LIMIT LOWER	RT LIMIT UPPER	SAMPLE	%DIFF
43 fluorobenzene	9.18	8.68	9.68	9.18	0.00
65 chlorobenzene-d5	13.65	13.15	14.15	13.65	0.00
90 1,4-dichlorobenze	17.47	16.97	17.97	17.47	0.00

AREA UPPER LIMIT = +100% of internal standard area.
AREA LOWER LIMIT = - 50% of internal standard area.
RT UPPER LIMIT = + 0.50 minutes of internal standard RT.
RT LOWER LIMIT = - 0.50 minutes of internal standard RT.

Alpha Analytical Labs

RECOVERY REPORT

Client Name: Client SDG: SDGa00267
Sample Matrix: LIQUID Fraction: VOA
Lab Smp Id:
Level: LOW Operator: PD
Data Type: MS DATA SampleType: SAMPLE
SpikeList File: curveall.spk Quant Type: ISTD
Sublist File: NJTCL.sub
Method File: \\Orgserv2\ff\chem\GCMSVOA\Gonzo.i\140329.b\v10ml8260.m
Misc Info: wg678895,ical9343

SURROGATE COMPOUND	AMOUNT ADDED ngs	AMOUNT RECOVERED ngs	% RECOVERED	LIMITS
$ 34 dibromofluorometha	100.000	94.885	94.89	70-130
$ 40 1,2-dichloroethane	100.000	97.326	97.33	70-130
$ 55 toluene-d8	100.000	99.333	99.33	70-130
$ 76 4-bromofluorobenze	100.000	109.722	109.72	70-130

Data File: \\Orgserv2\ff\chem\GCMSVOA\Gonzo.i\140329.b\0329A09.D
Date : 29-MAR-2014 15:34
Client ID:
Sample Info: 11406036-04,31,10,,a
Purge Volume: 10.0
Column phase: Rtx-502.2

Instrument: Gonzo.i
Operator: PD
Column diameter: 0.18

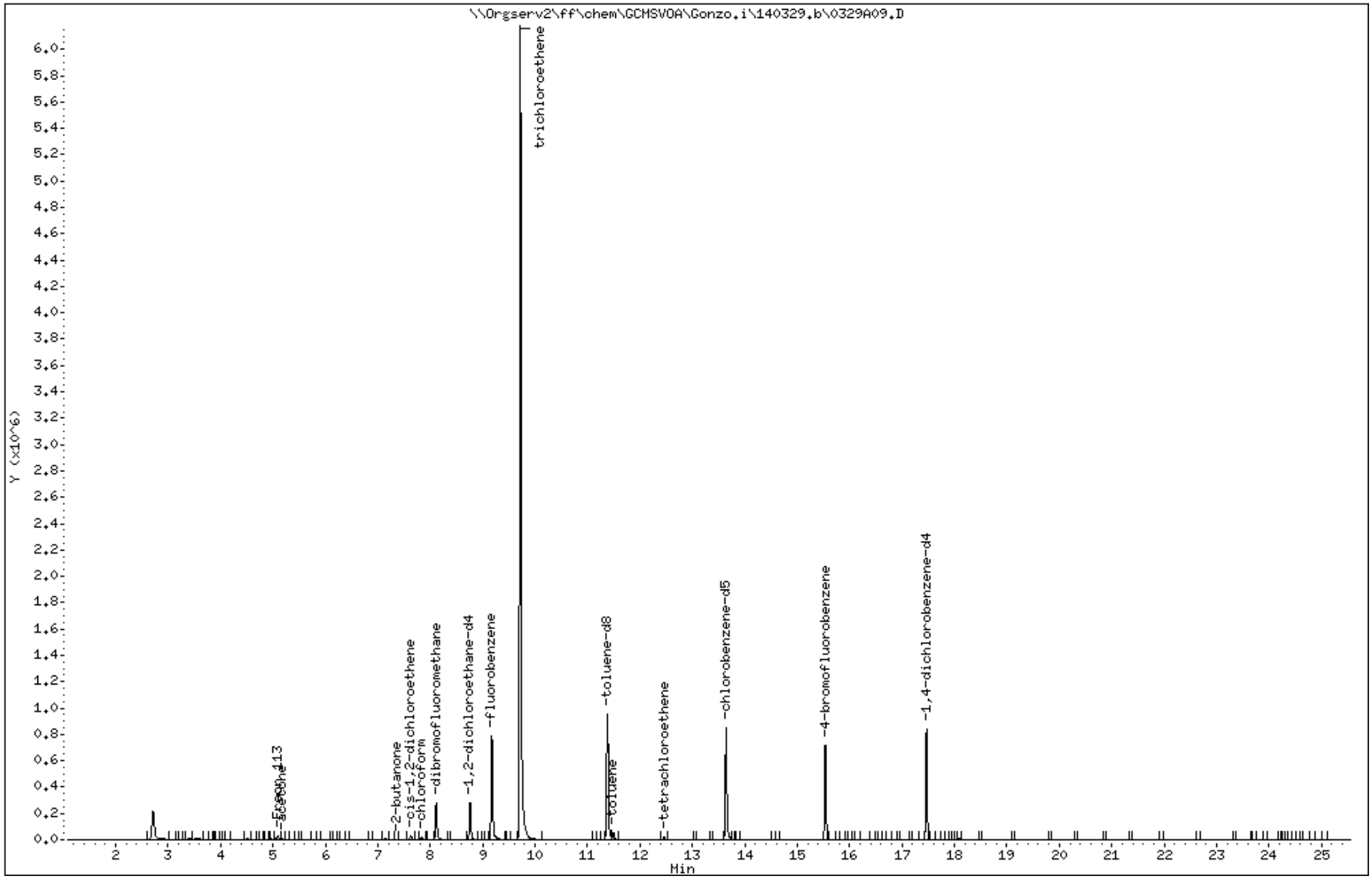

Data File: \\Orgserv2\ff\chem\GCMSVOA\Gonzo.i\140329.b\0329A09.D

Date : 29-MAR-2014 15:34

Client ID:

Instrument: Gonzo.i

Sample Info: 11406036-04,31,10,,a

Purge Volume: 10.0

Operator: PD

Column phase: Rtx-502.2

Column diameter: 0.18

9 Freon 113

Concentration: 7.725 ngs

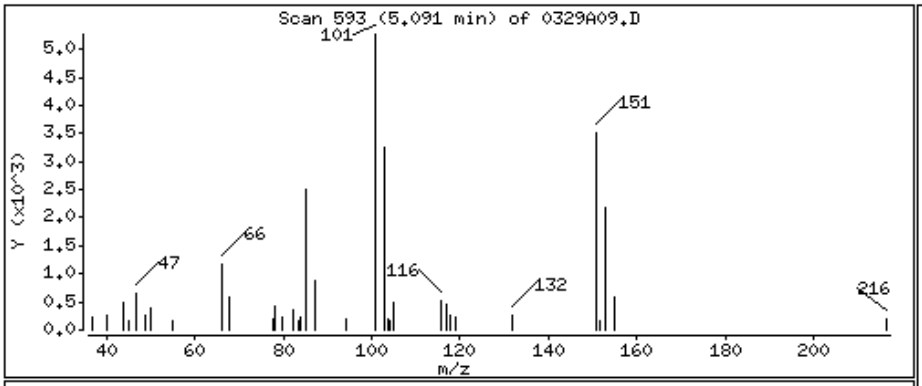

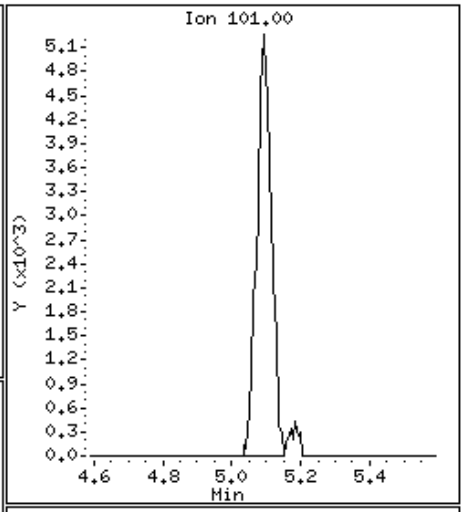

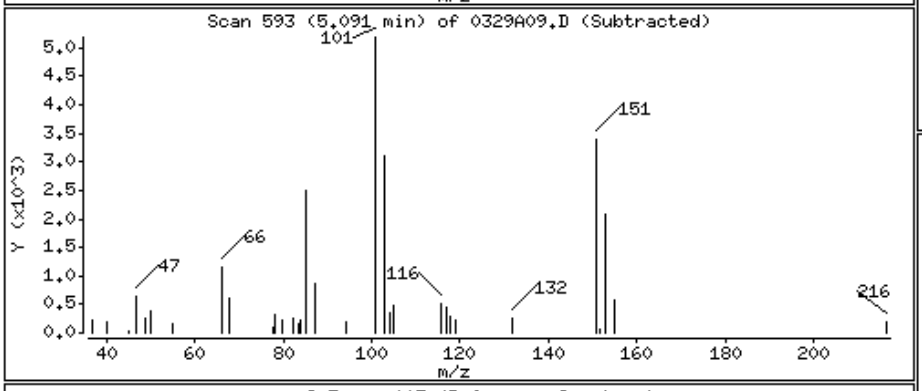

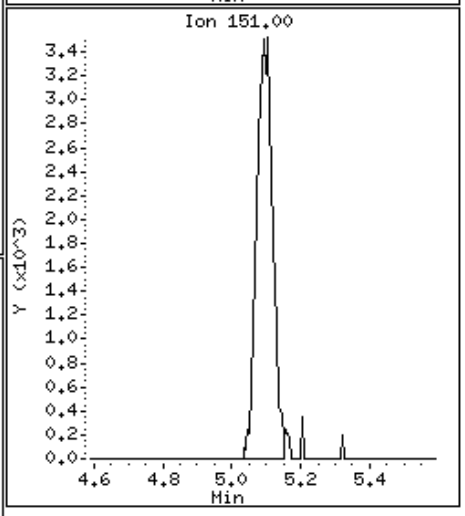

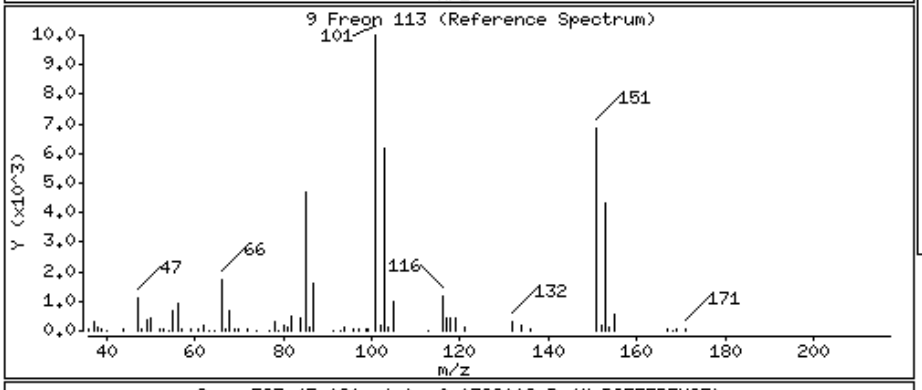

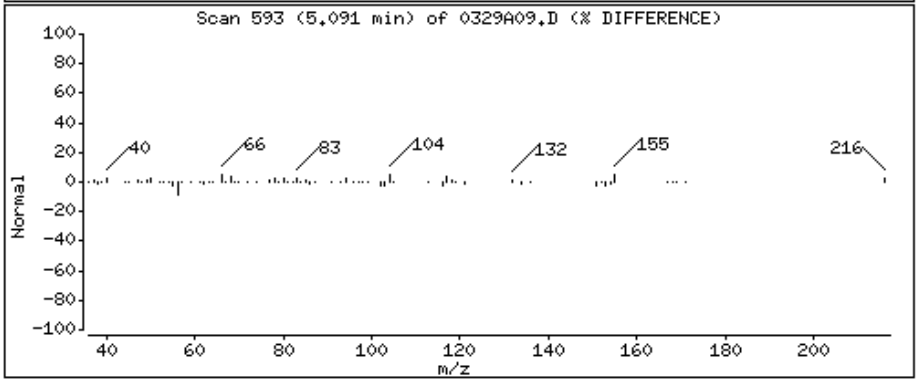

Data File: \\Orgserv2\ff\chem\GCMSVOA\Gonzo.i\140329.b\0329A09.D

Date : 29-MAR-2014 15:34

Client ID:

Instrument: Gonzo.i

Sample Info: 11406036-04,31,10,,a

Purge Volume: 10.0

Operator: PD

Column phase: Rtx-502.2

Column diameter: 0.18

10 acetone

Concentration: 12.544 ngs

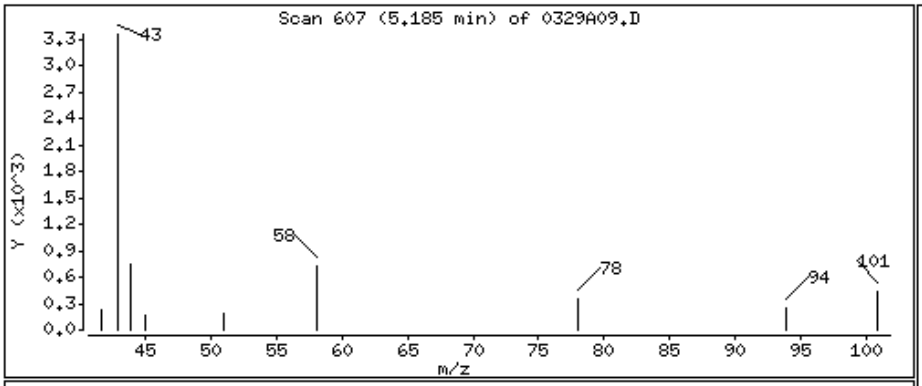

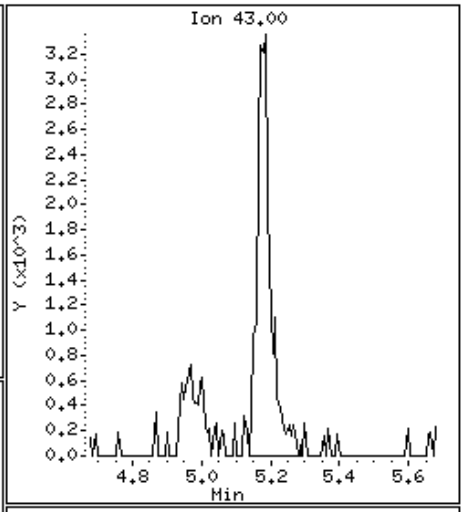

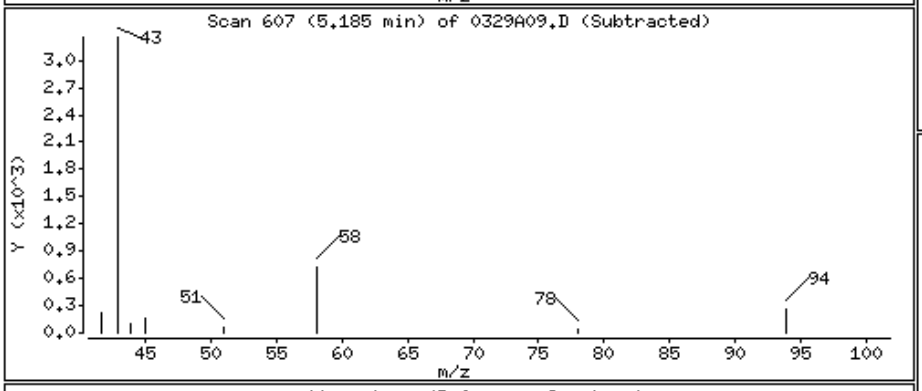

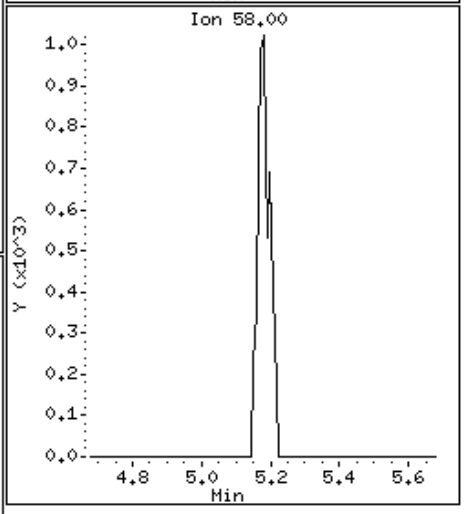

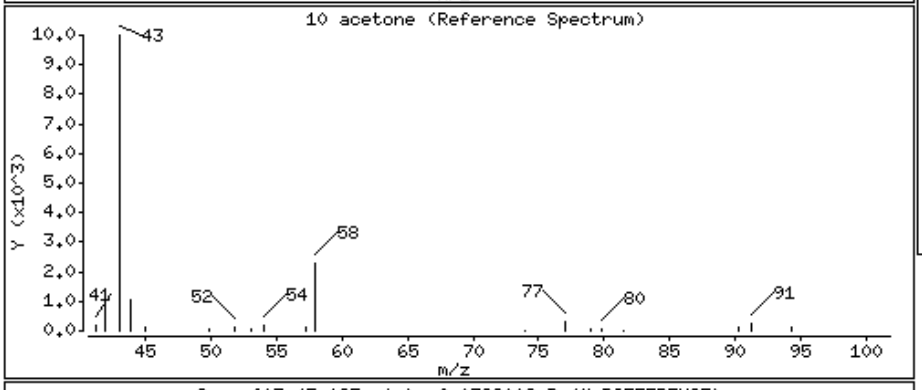

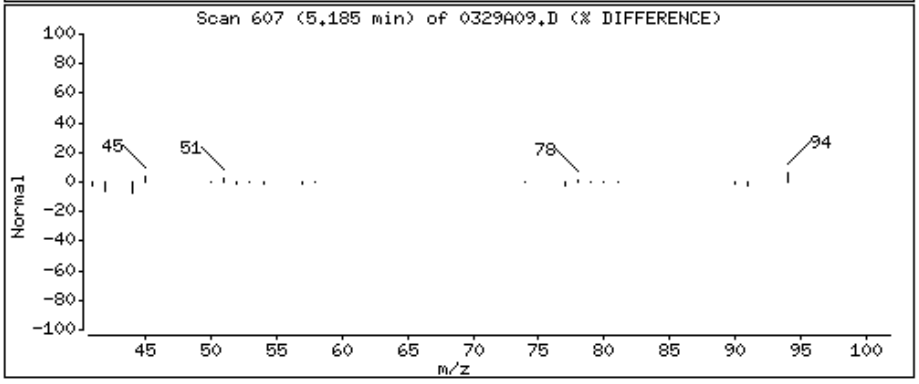

Data File: \\Orgserv2\ff\chem\GCMSVOA\Gonzo.i\140329.b\0329A09.D

Date : 29-MAR-2014 15:34

Client ID:

Instrument: Gonzo.i

Sample Info: 11406036-04,31,10,,a

Purge Volume: 10.0

Operator: PD

Column phase: Rtx-502.2

Column diameter: 0.18

27 2-butanone

Concentration: 2.904 ngs

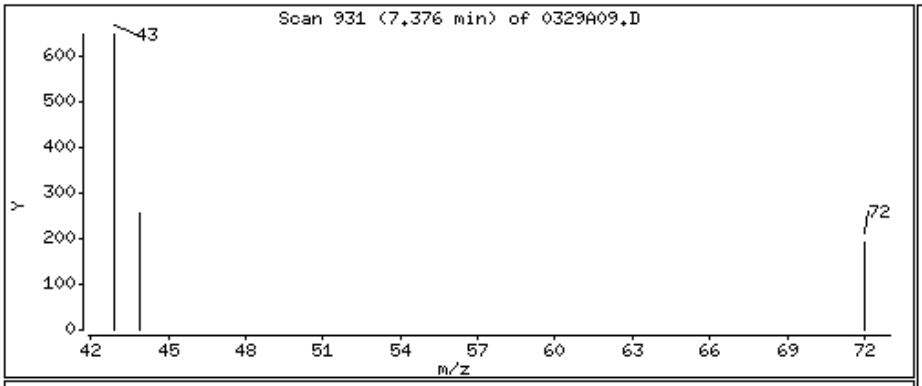

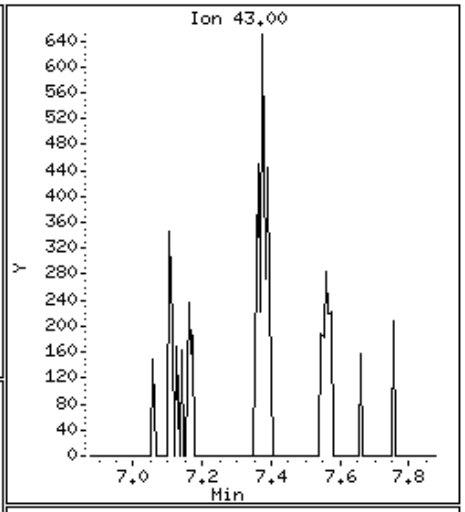

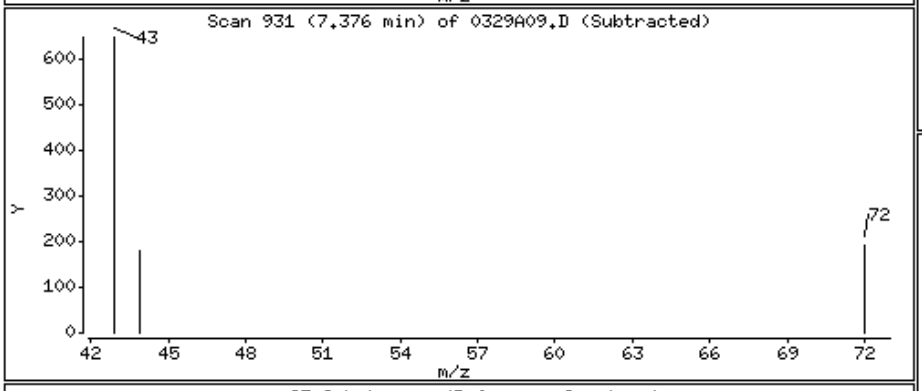

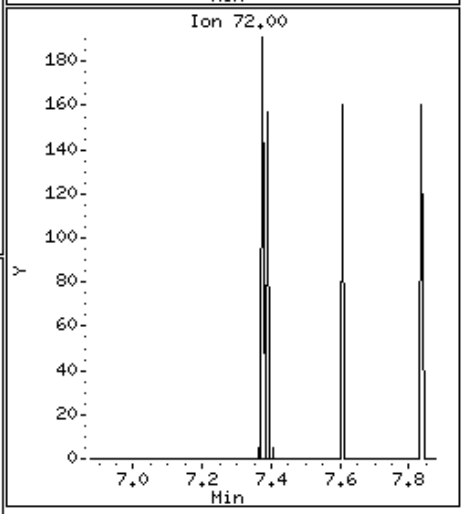

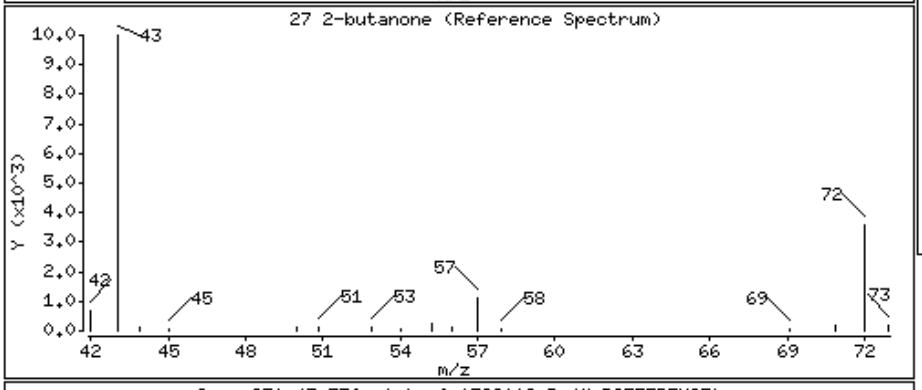

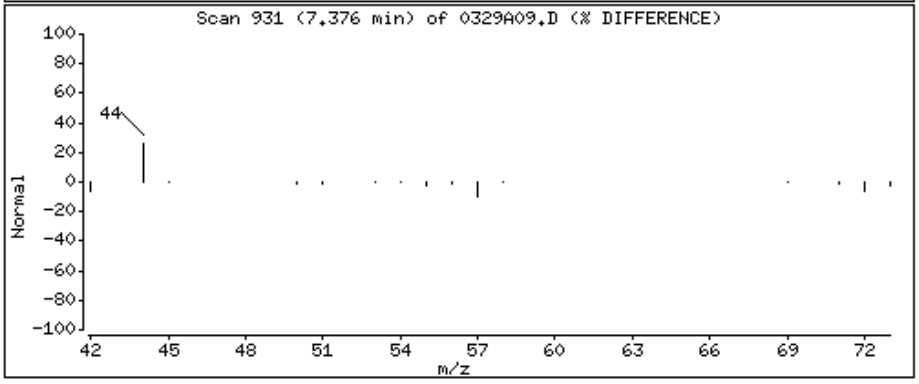

Data File: \\Orgserv2\ff\chem\GCMSVOA\Gonzo.i\140329.b\0329A09.D

Date : 29-MAR-2014 15:34

Client ID:

Instrument: Gonzo.i

Sample Info: 11406036-04,31,10,,a

Purge Volume: 10.0

Operator: PD

Column phase: Rtx-502.2

Column diameter: 0.18

30 cis-1,2-dichloroethene

Concentration: 8.526 ngs

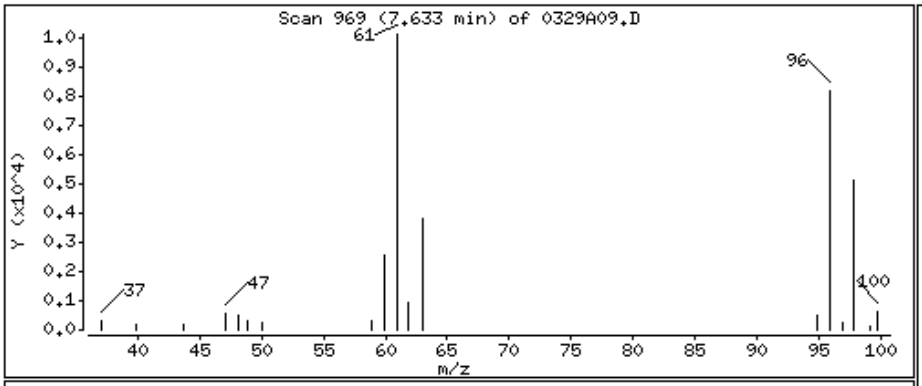

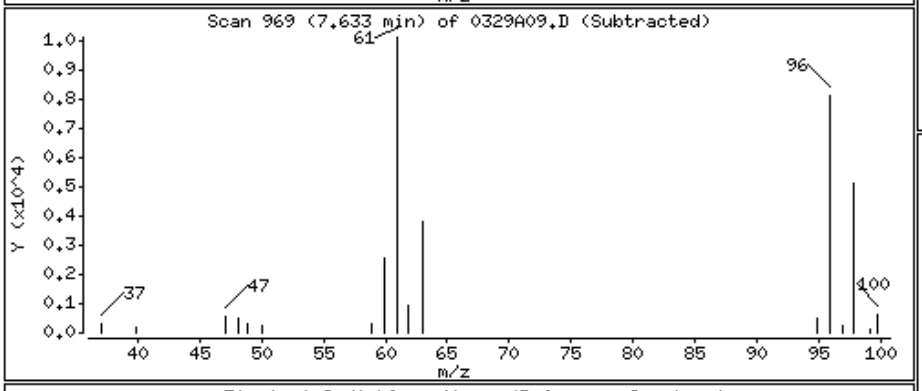

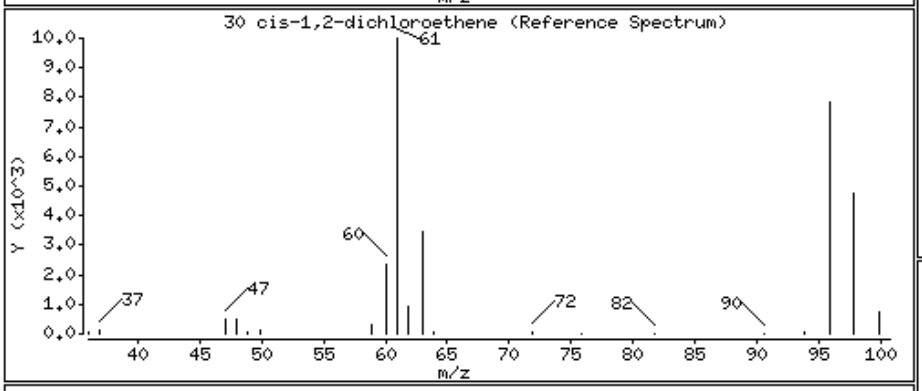

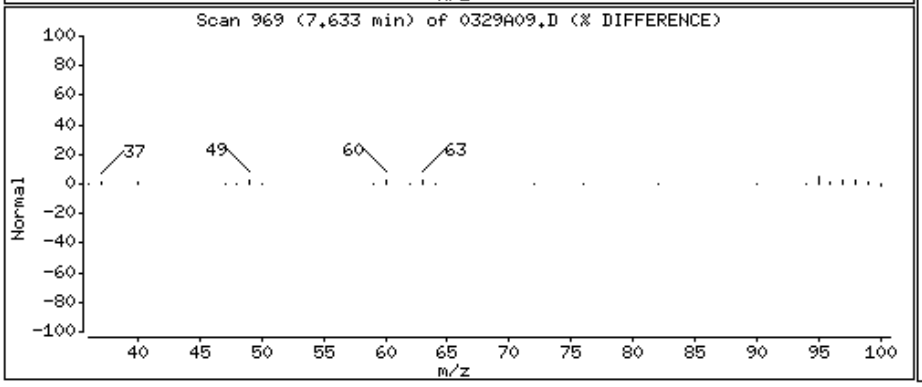

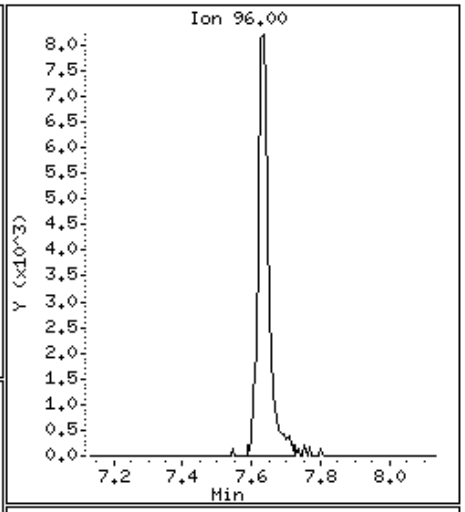

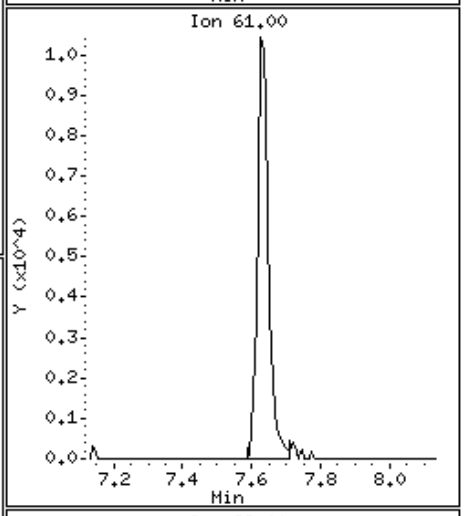

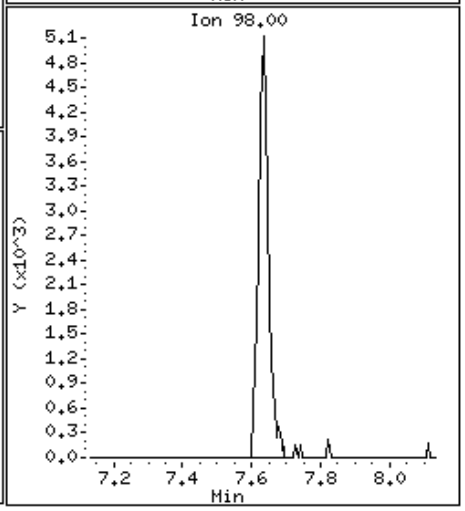

Data File: \\Orgserv2\ff\chem\GCMSVOA\Gonzo.i\140329.b\0329A09.D

Date : 29-MAR-2014 15:34

Client ID:

Instrument: Gonzo.i

Sample Info: 11406036-04,31,10,,a

Purge Volume: 10.0

Operator: PD

Column phase: Rtx-502.2

Column diameter: 0.18

31 chloroform

Concentration: 3.898 ngs

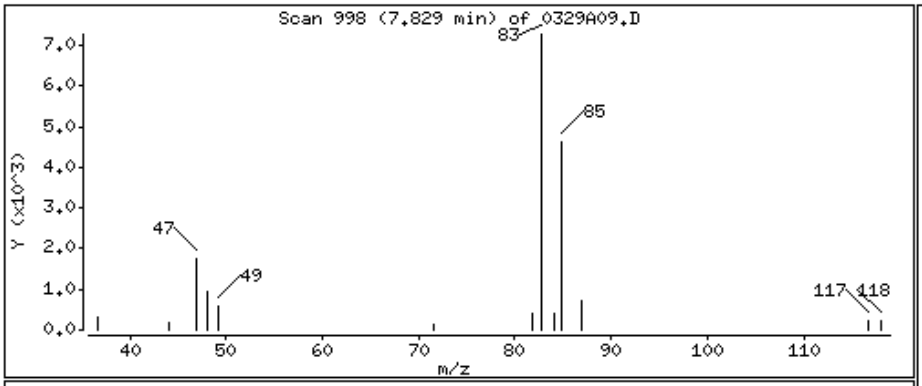

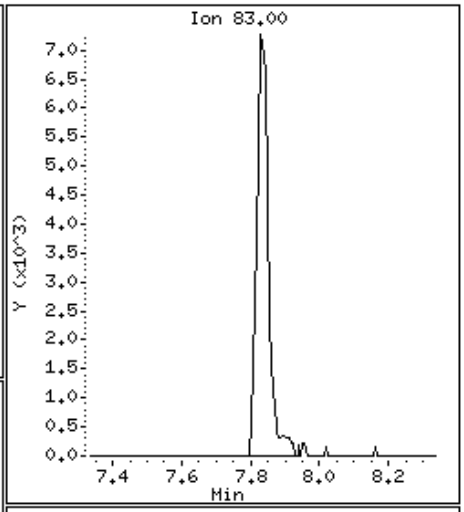

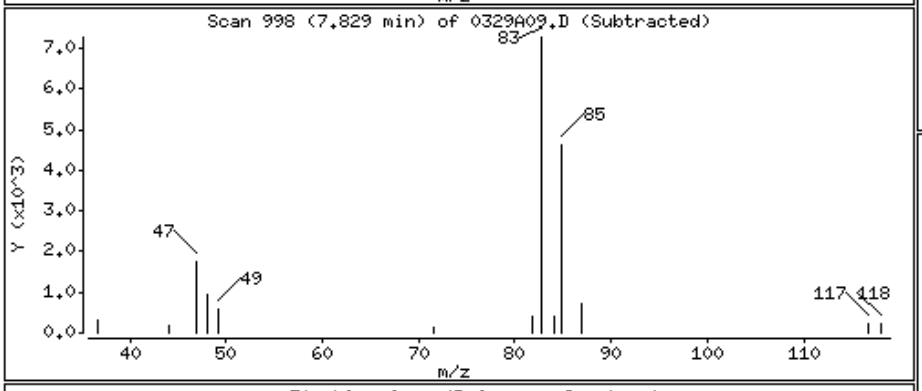

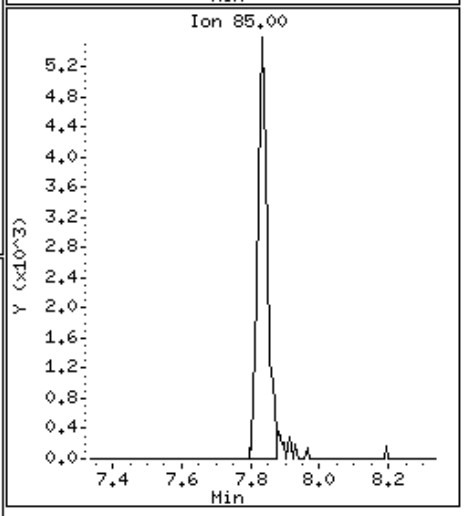

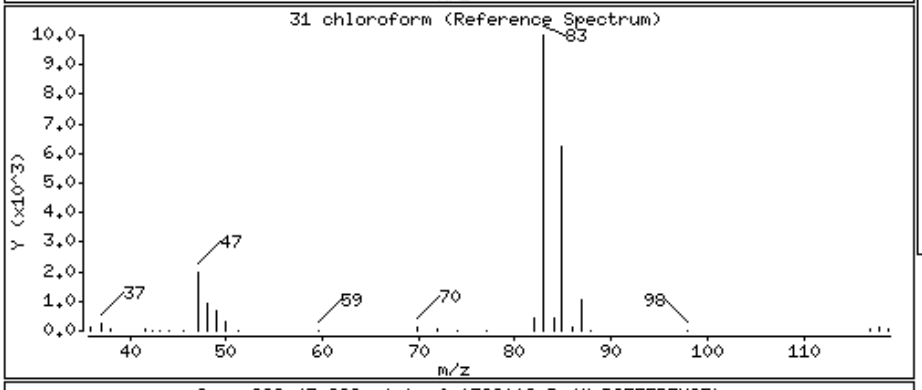

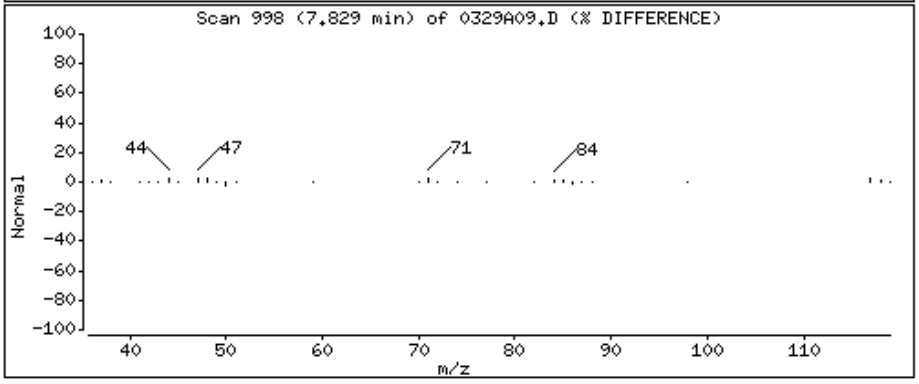

Data File: \\Orgserv2\ff\chem\GCMSVOA\Gonzo.i\140329.b\0329A09.D

Date : 29-MAR-2014 15:34

Client ID:

Instrument: Gonzo.i

Sample Info: 11406036-04,31,10,,a

Purge Volume: 10.0

Operator: PD

Column phase: Rtx-502.2

Column diameter: 0.18

44 trichloroethene

Concentration: 1151.511 ngs

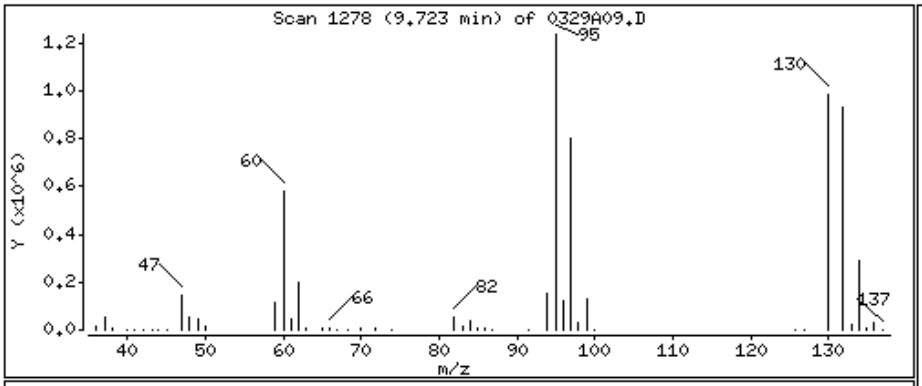

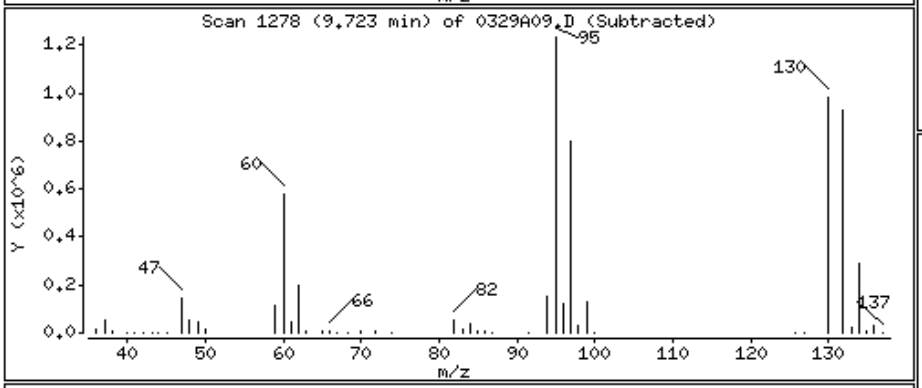

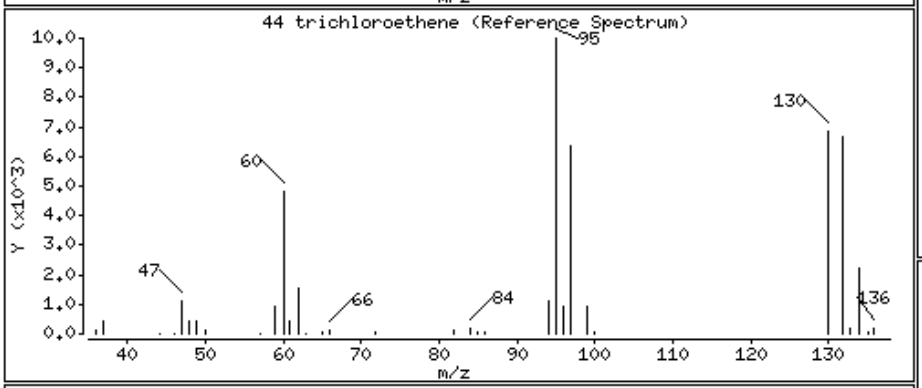

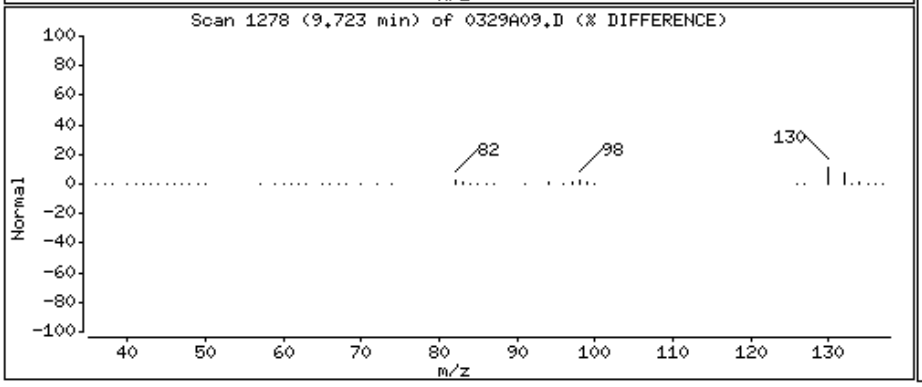

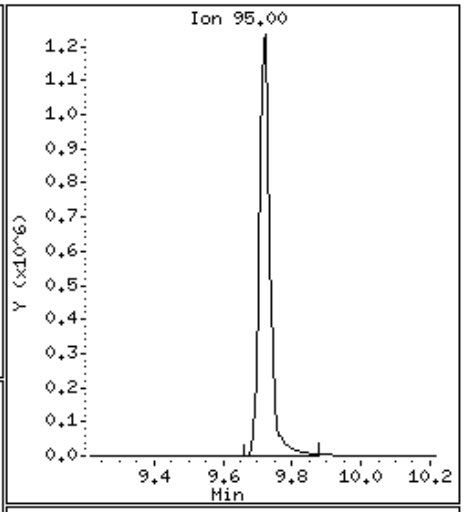

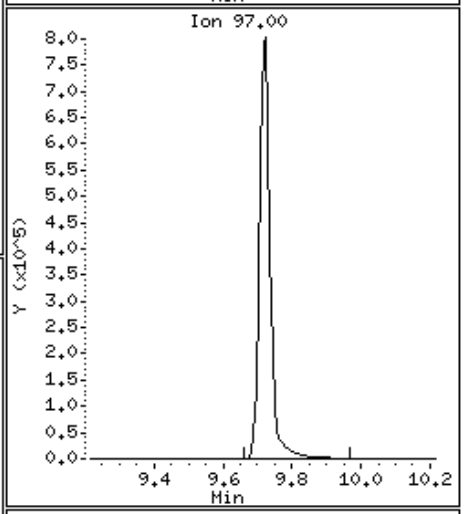

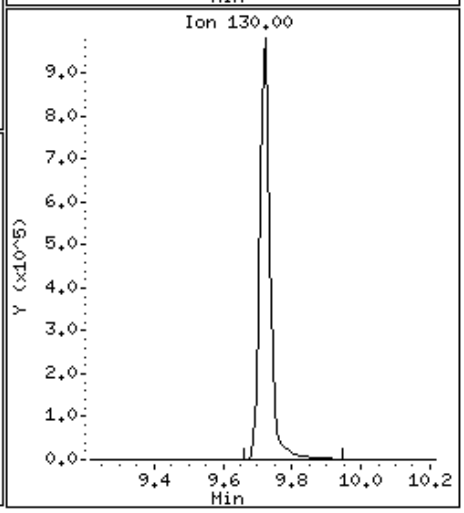

Data File: \\Orgserv2\ff\chem\GCMSVOA\Gonzo.i\140329.b\0329A09.D

Date : 29-MAR-2014 15:34

Client ID:

Instrument: Gonzo.i

Sample Info: 11406036-04,31,10,,a

Purge Volume: 10.0

Operator: PD

Column phase: Rtx-502.2

Column diameter: 0.18

56 toluene

Concentration: 4.919 ngs

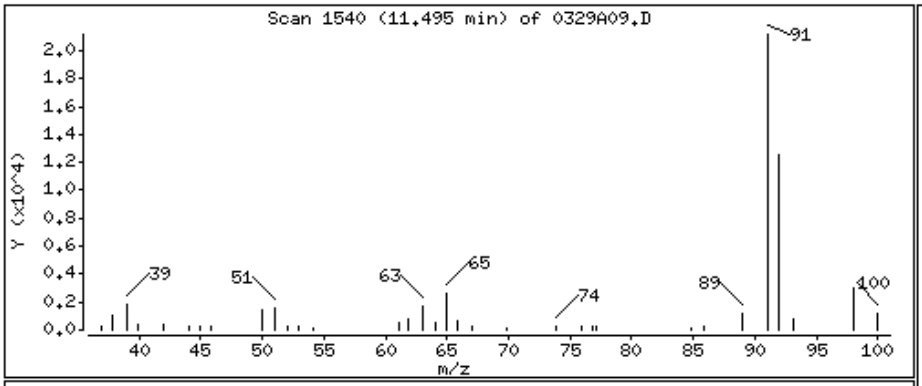

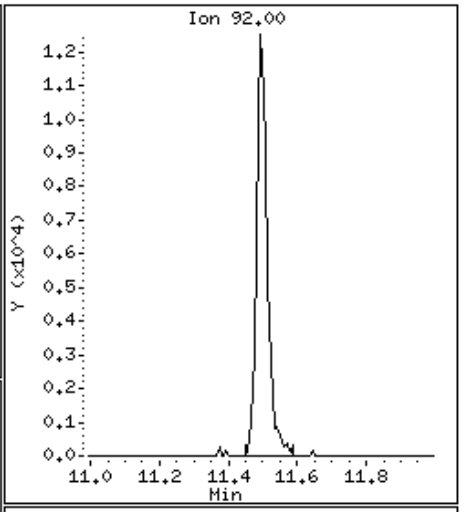

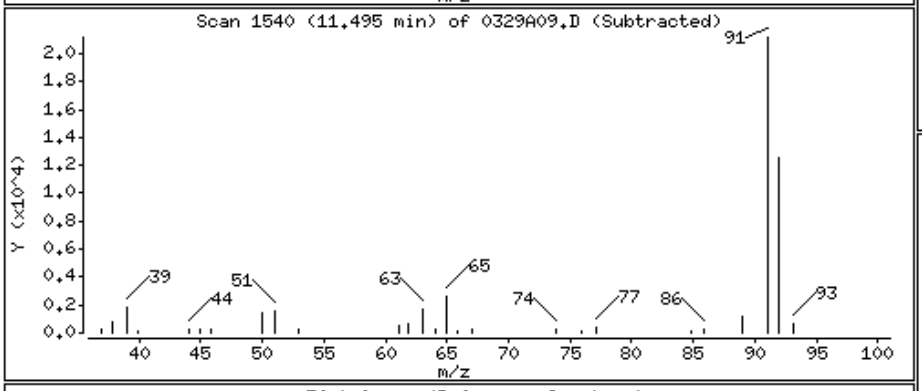

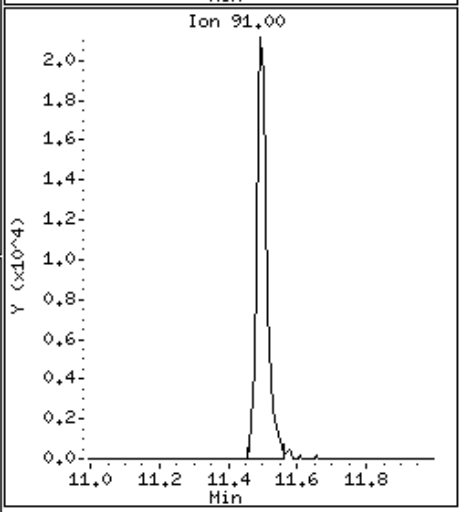

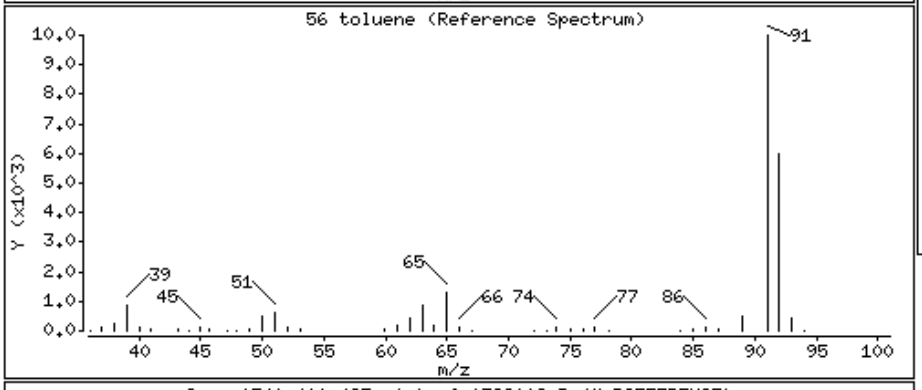

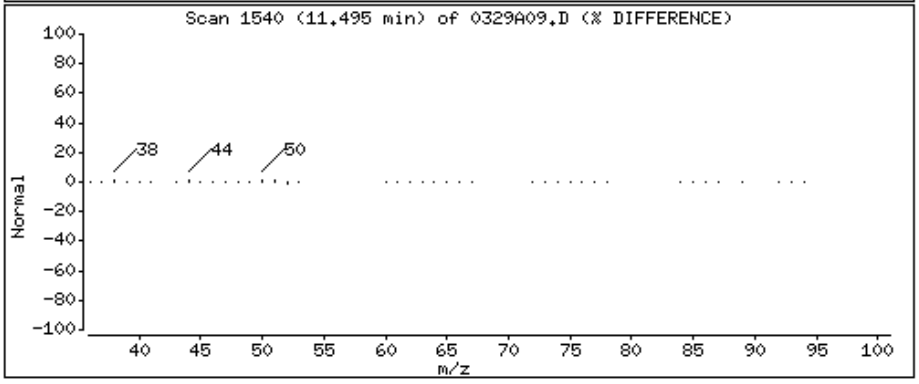

Data File: \\Orgserv2\ff\chem\GCMSVOA\Gonzo.i\140329.b\0329A09.D

Date : 29-MAR-2014 15:34

Client ID:

Instrument: Gonzo.i

Sample Info: l1406036-04,31,10,,a

Purge Volume: 10.0

Operator: PD

Column phase: Rtx-502.2

Column diameter: 0.18

62 tetrachloroethene

Concentration: 2.892 ngs

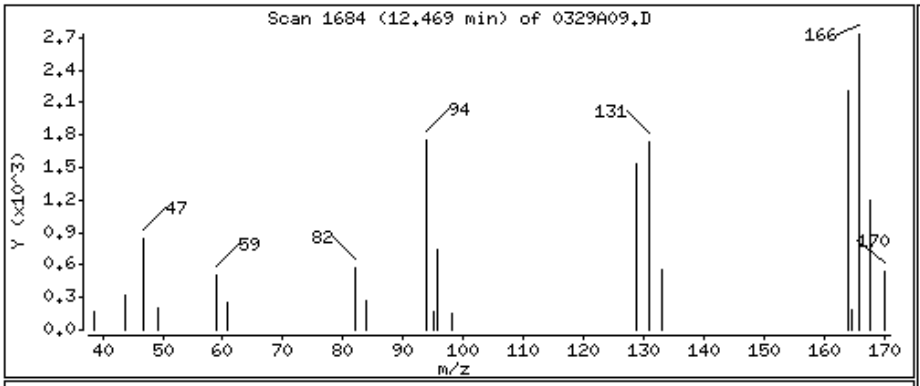

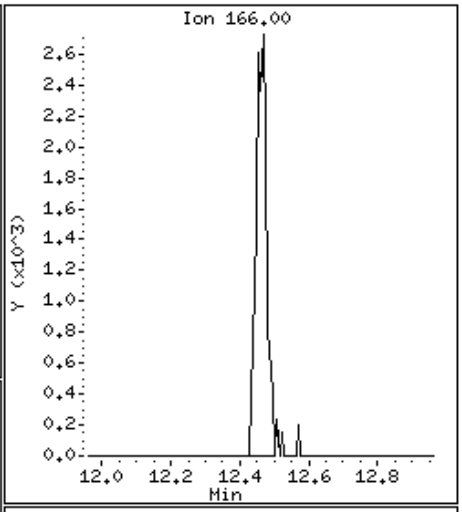

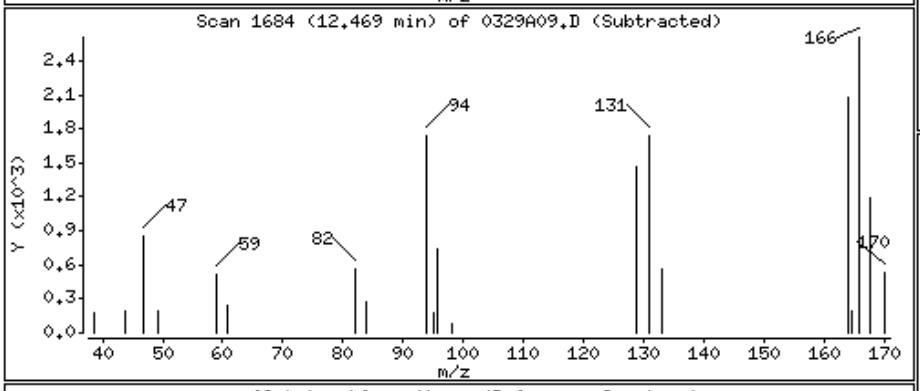

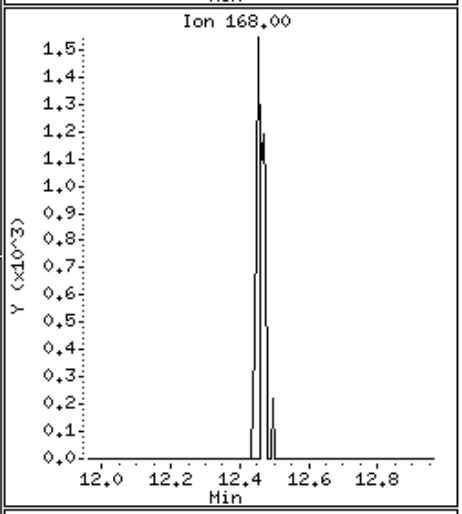

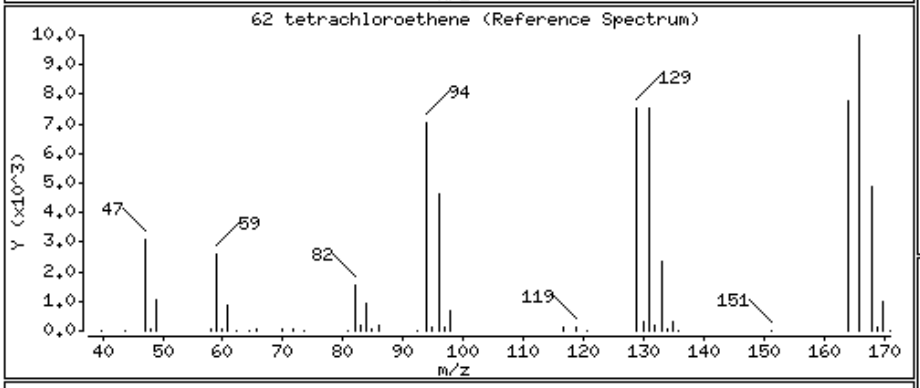

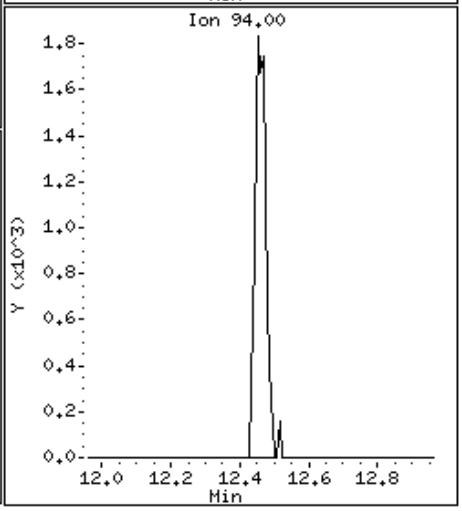

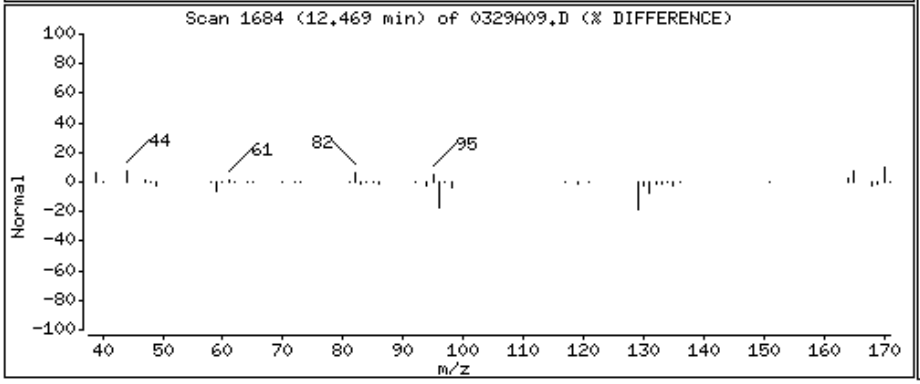

Alpha Analytical Labs

Manual Integration

Sample Info	: l1406036-04,31,10,,a wg678895,ical9343		
Instrument ID	: Gonzo.i		
Method	: v10ml8260.m		
File	: 0329A09.D		
Injection Date	: 29-MAR-2014 15:34		
Quantitation	: ISTD	Integrator :	HP RTE
Dilution Factor	: 1.00	Sample Type:	SAMPLE

This File has no version history.

//Orgserv2/ff/chem/GCMSVOA/Gonzo.i/140329.b/original/0329A09.D

Alpha Analytical Labs

gc/ms voa - Elaine

Data file : \\Orgserv2\ff\chem\GCMSVOA\Elaine.i\140329.b\0329A10.D
Lab Smp Id:
Inj Date : 29-MAR-2014 15:52
Operator : PD Inst ID: Elaine.i
Smp Info : l1406036-18,31,10,,a
Misc Info : wg678962,ical9341
Comment :
Method : \\Orgserv2\ff\chem\GCMSVOA\Elaine.i\140329.b\liq8260C.m
Meth Date : 30-Mar-2014 21:28 pduczmalew Quant Type: ISTD
Cal Date : 24-MAR-2014 23:22 Cal File: 0324A06.D
Als bottle: 1
Dil Factor: 1.00000
Integrator: HP RTE Compound Sublist: NJTCL.sub
Target Version: 4.12
Processing Host: VIRTUALXP-76524

Concentration Formula: Amt * DF * CpndVariable
Cpnd Variable Local Compound Variable

	Compounds	QUANT SIG MASS	RT	EXP RT	REL RT	RESPONSE	CONCENTRATIONS ON-COLUMN (ngs)	FINAL (ngs)	REVIEW CODE
	1 dichlorodifluoromethane	85	Compound Not Detected.						
	2 chloromethane	50	Compound Not Detected.						
	3 vinyl chloride	62	Compound Not Detected.						
	4 bromomethane	94	Compound Not Detected.						
	5 chloroethane	64	Compound Not Detected.						
	6 trichlorofluoromethane	101	Compound Not Detected.						
	9 freon-113	101	4.324	4.335	(0.479)	3351	9.00059	9.000	
	10 acetone	43	4.377	4.377	(0.485)	2476	27.2144	27.214	
	11 1,1,-dichloroethene	96	Compound Not Detected.						
	13 Methyl Acetate	43	Compound Not Detected.						
	14 methylene chloride	84	Compound Not Detected.						
	15 carbon disulfide	76	Compound Not Detected.						
	17 methyl tert butyl ether	73	Compound Not Detected.						
	19 trans-1,2-dichloroethene	96	Compound Not Detected.						
	23 1,1-dichloroethane	63	Compound Not Detected.						
	26 2-butanone	43	Compound Not Detected.						
	29 cis-1,2-dichloroethene	96	7.226	7.226	(0.800)	881	1.93195	1.931(Q)	
	30 chloroform	83	7.469	7.469	(0.827)	13324	17.4799	17.479(M)	M1
	31 bromochloromethane	128	Compound Not Detected.						
$	34 dibromofluoromethane	113	7.786	7.786	(0.862)	37723	97.9965	97.996	
	36 1,1,1-trichloroethane	97	Compound Not Detected.						
	37 Cyclohexane	56	Compound Not Detected.						
	39 carbontetrachloride	117	Compound Not Detected.						
$	41 1,2-dichloroethane-d4	65	8.535	8.535	(0.945)	46466	100.437	100.436	
	42 1,2-dichloroethane	62	Compound Not Detected.						
	43 benzene	78	Compound Not Detected.						
*	45 flourobenzene	96	9.031	9.031	(1.000)	166423	100.000		
	47 trichloroethene	95	9.654	9.654	(1.069)	6257	14.0530	14.052	
	48 methyl cyclohexane	83	Compound Not Detected.						

	Compounds	QUANT SIG MASS	RT	EXP RT	REL RT	RESPONSE	CONCENTRATIONS ON-COLUMN (ngs)	CONCENTRATIONS FINAL (ngs)	REVIEW CODE
49	1,2-dichloropropane	63	Compound Not Detected.						
50	bromodichloromethane	83	Compound Not Detected.						
51	1,4-Dioxane	88	Compound Not Detected.						
54	4-methyl-2-pentanone	58	Compound Not Detected.						
57	cis-1,3-dichloropropene	75	Compound Not Detected.						
$ 58	toluene-d8	98	11.553	11.564	(0.820)	187607	100.249	100.249	
59	toluene	92	Compound Not Detected.						
62	trans-1,3-dichloropropene	75	Compound Not Detected.						
64	2-hexanone	43	Compound Not Detected.						
63	1,1,2-trichloroethane	83	Compound Not Detected.						
66	tetrachloroethene	166	12.777	12.777	(0.907)	7594	17.9183	17.918	
67	chlorodibromomethane	129	Compound Not Detected.						
68	1,2-dibromoethane	107	Compound Not Detected.						
* 69	chlorobenzene-d5	117	14.086	14.086	(1.000)	147854	100.000		
70	chlorobenzene	112	Compound Not Detected.						
72	ethyl benzene	91	Compound Not Detected.						
73	p/m xylene	106	Compound Not Detected.						
74	o xylene	106	Compound Not Detected.						
75	styrene	104	Compound Not Detected.						
76	isopropylbenzene	105	Compound Not Detected.						
77	bromoform	173	Compound Not Detected.						
79	1,1,2,2,-tetrachloroethane	83	Compound Not Detected.						
$ 80	4-bromofluorobenzene	95	16.218	16.218	(0.883)	84191	100.382	100.382	
93	1,3-dichlorobenzene	146	Compound Not Detected.						
* 94	1,4-dichlorobenzene-d4	152	18.360	18.360	(1.000)	68478	100.000		
95	1,4-dichlorobenzene	146	Compound Not Detected.						
98	1,2-dichlorobenzene	146	Compound Not Detected.						
100	1,2-dibromo-3-chloropropane	75	Compound Not Detected.						
102	1,2,4-trichlorobenzene	180	Compound Not Detected.						
105	1,2,3-trichlorobenzene	180	Compound Not Detected.						

QC Flag Legend

Q - Qualifier signal failed the ratio test.
M - Compound response manually integrated.

Alpha Analytical Labs

gc/ms voa - Elaine

Data file : \\Orgserv2\ff\chem\GCMSVOA\Elaine.i\140329.b\0329A10.D
Lab Smp Id:
Inj Date : 29-MAR-2014 15:52
Operator : PD Inst ID: Elaine.i
Smp Info : l1406036-18,31,10,,a
Misc Info : wg678962,ical9341
Comment :
Method : \\Orgserv2\ff\chem\GCMSVOA\Elaine.i\140329.b\liq8260C.m
Meth Date : 30-Mar-2014 21:28 pduczmalew Quant Type: ISTD
Cal Date : 24-MAR-2014 23:22 Cal File: 0324A06.D
Als bottle: 1
Dil Factor: 1.00000
Integrator: HP RTE Compound Sublist: NJTCL.sub
Target Version: 4.12
Processing Host: VIRTUALXP-76524

- NO TENTATIVELY IDENTIFIED COMPOUNDS -

Alpha Analytical Labs

INTERNAL STANDARD COMPOUNDS
AREA AND RT SUMMARY

Instrument ID: Elaine.i
Lab File ID: 0329A10.D
Lab Smp Id:
Analysis Type: VOA
Quant Type: ISTD
Operator: PD
Method File: \\Orgserv2\ff\chem\GCMSVOA\Elaine.i\140329.b\liq8260C.m
Misc Info: wg678962,ical9341

Calibration Date: 29-MAR-2014
Calibration Time: 11:14
Level: LOW
Sample Type: WATER

Test Mode:
Use Last Continuing Calibrator.
If Continuing Cal. use Initial Cal. Level 3

		AREA LIMIT			
COMPOUND	STANDARD	LOWER	UPPER	SAMPLE	%DIFF
45 flourobenzene	216817	108409	433634	166423	-23.24
69 chlorobenzene-d5	183807	91904	367614	147854	-19.56
94 1,4-dichlorobenze	94614	47307	189228	68478	-27.62

		RT LIMIT			
COMPOUND	STANDARD	LOWER	UPPER	SAMPLE	%DIFF
45 flourobenzene	9.03	8.53	9.53	9.03	-0.00
69 chlorobenzene-d5	14.09	13.59	14.59	14.09	-0.00
94 1,4-dichlorobenze	18.36	17.86	18.86	18.36	-0.00

AREA UPPER LIMIT = +100% of internal standard area.
AREA LOWER LIMIT = - 50% of internal standard area.
RT UPPER LIMIT = + 0.50 minutes of internal standard RT.
RT LOWER LIMIT = - 0.50 minutes of internal standard RT.

Alpha Analytical Labs

RECOVERY REPORT

Client Name: Client SDG: SDGa00307
Sample Matrix: LIQUID Fraction: VOA
Lab Smp Id:
Level: LOW Operator: PD
Data Type: MS DATA SampleType: SAMPLE
SpikeList File: curveall.spk Quant Type: ISTD
Sublist File: NJTCL.sub
Method File: \\Orgserv2\ff\chem\GCMSVOA\Elaine.i\140329.b\liq8260C.m
Misc Info: wg678962,ical9341

SURROGATE COMPOUND	AMOUNT ADDED ngs	AMOUNT RECOVERED ngs	% RECOVERED	LIMITS
$ 34 dibromofluorometha	100.000	97.996	98.00	70-130
$ 41 1,2-dichloroethane	100.000	100.436	100.44	70-130
$ 58 toluene-d8	100.000	100.249	100.25	70-130
$ 80 4-bromofluorobenze	100.000	100.382	100.38	70-130

Data File: \\Orgserv2\ff\chem\GCMSVOA\Elaine.i\140329.b\0329A10.D
Date : 29-MAR-2014 15:52
Client ID:
Sample Info: 11406036-18,31,10,,a
Purge Volume: 10.0
Column phase:

Instrument: Elaine.i
Operator: PD
Column diameter: 0.18

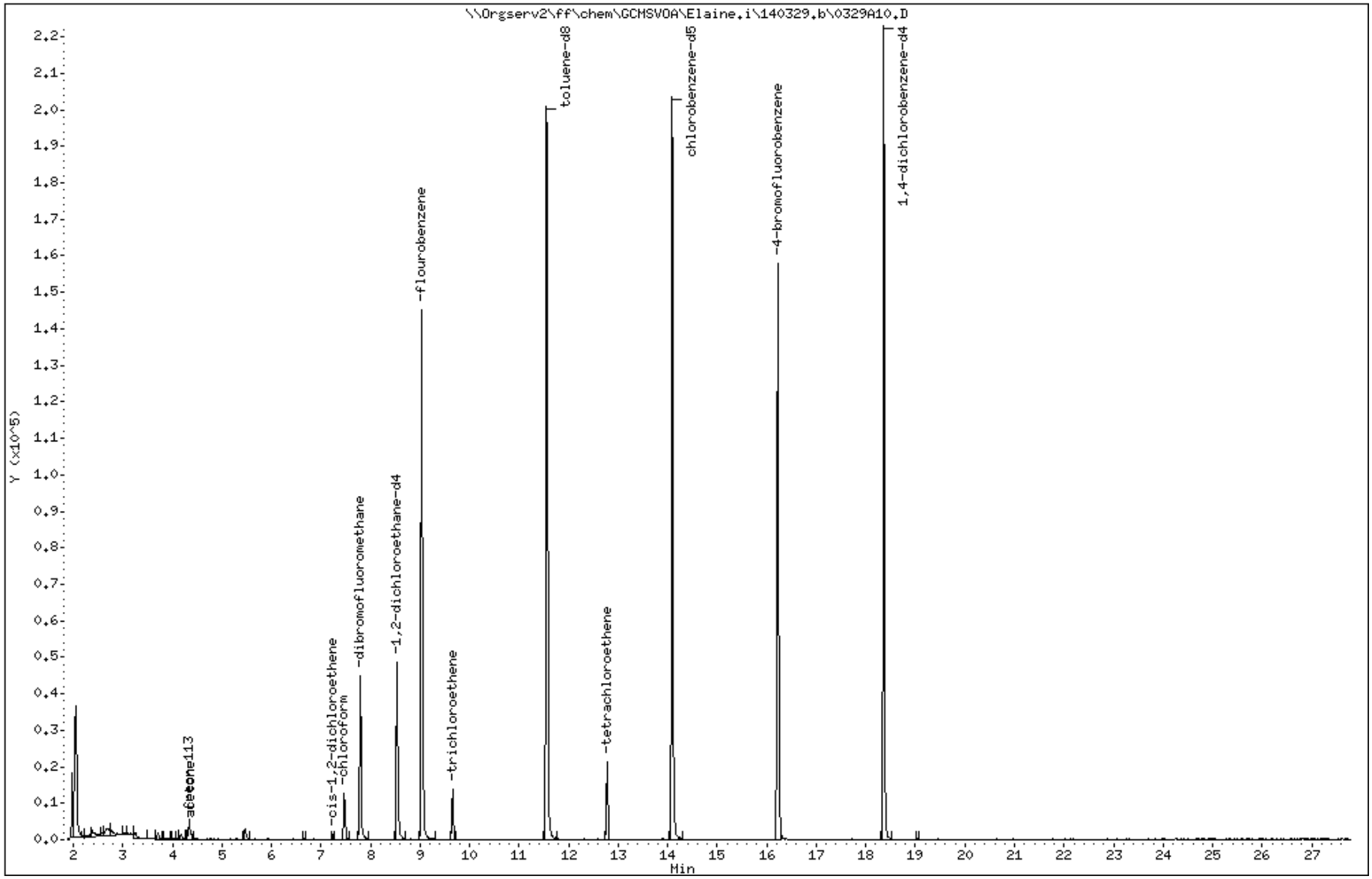

Data File: \\Orgserv2\ff\chem\GCMSVOA\Elaine.i\140329.b\0329A10.D

Date : 29-MAR-2014 15:52

Client ID:

Instrument: Elaine.i

Sample Info: l1406036-18,31,10,,a

Purge Volume: 10.0

Operator: PD

Column phase:

Column diameter: 0.18

9 freon-113

Concentration: 9.000 ngs

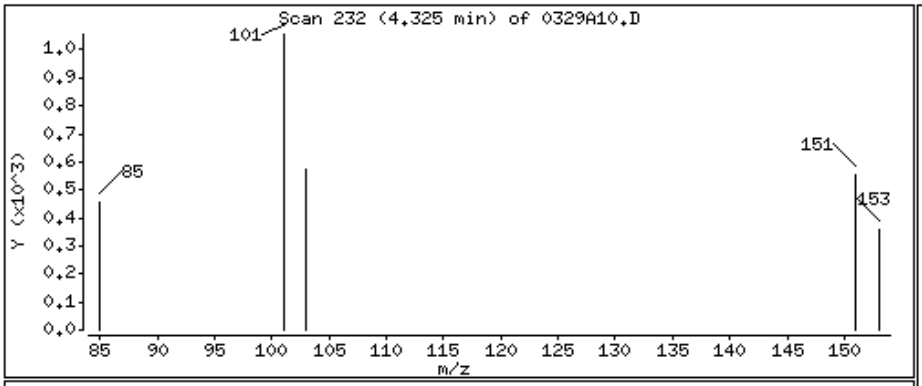

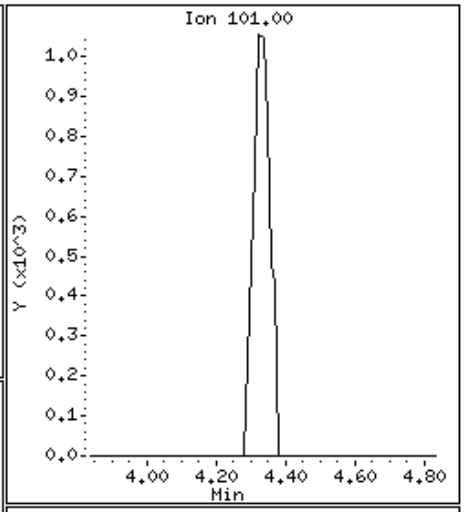

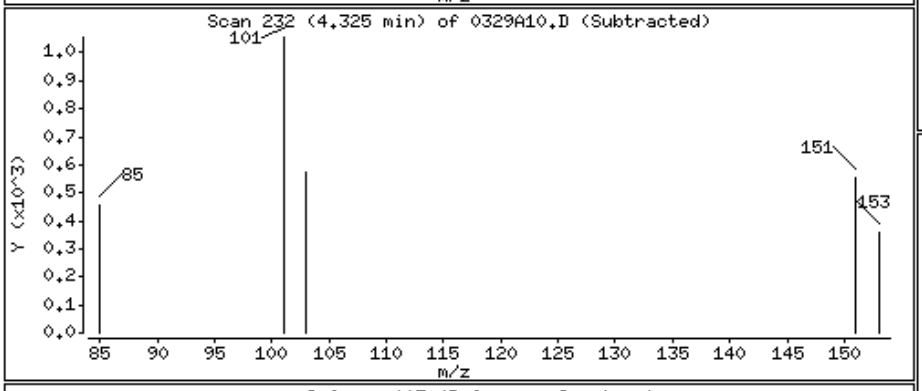

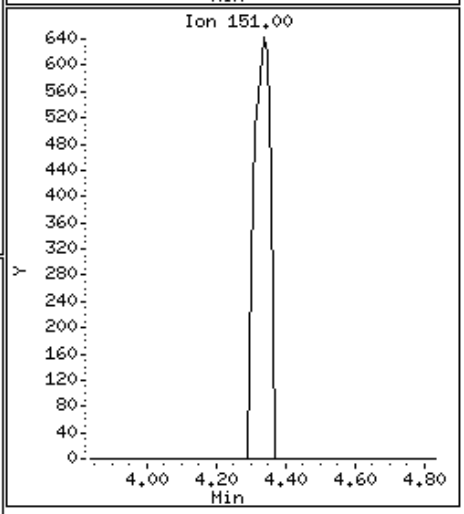

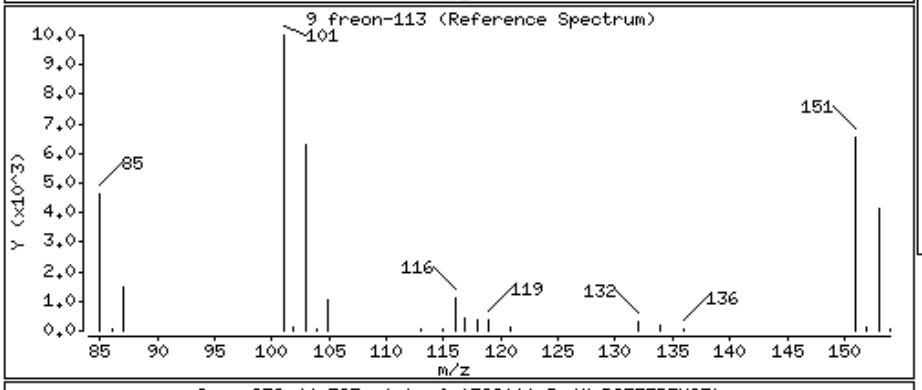

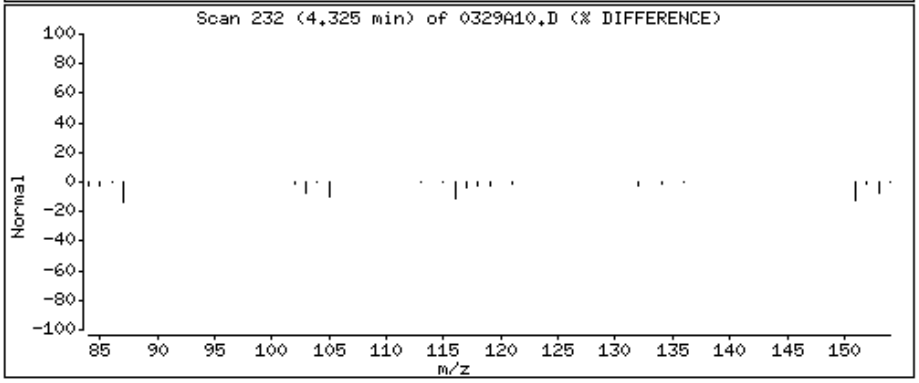

Data File: \\Orgserv2\ff\chem\GCMSVOA\Elaine.i\140329.b\0329A10.D

Date : 29-MAR-2014 15:52

Client ID:

Instrument: Elaine.i

Sample Info: 11406036-18,31,10,,a

Purge Volume: 10.0

Operator: PD

Column phase:

Column diameter: 0.18

10 acetone

Concentration: 27.214 ngs

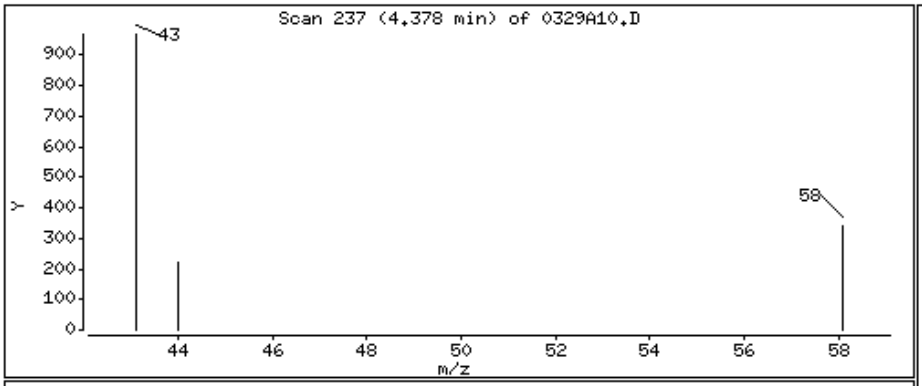

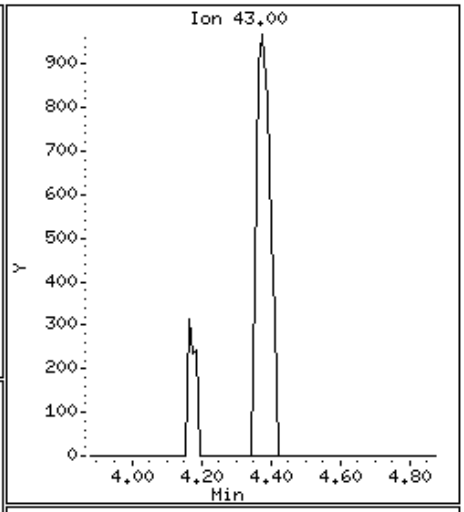

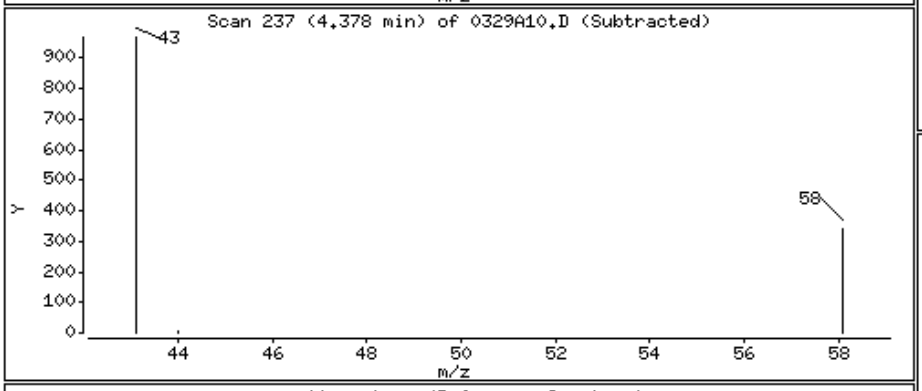

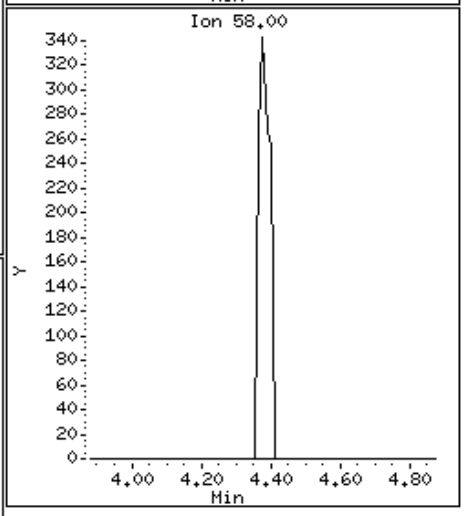

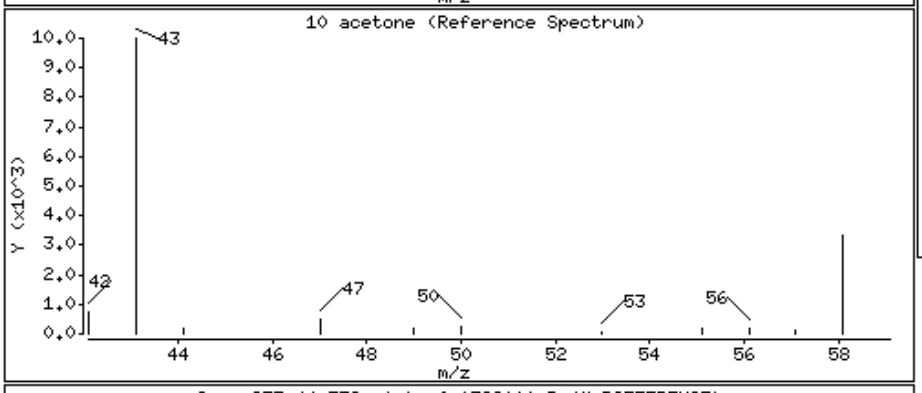

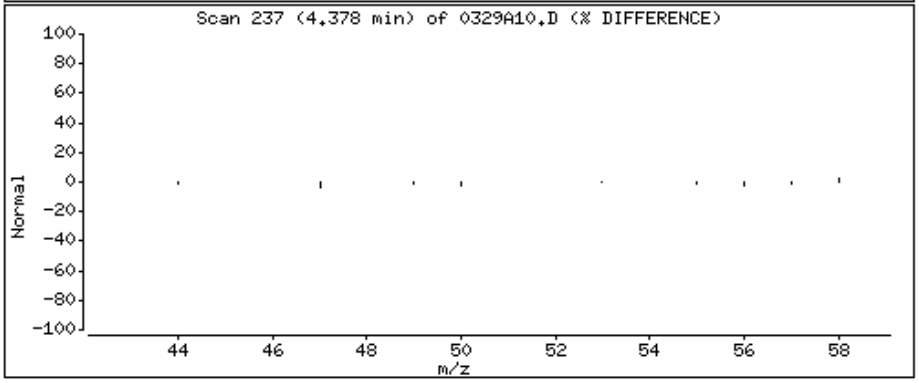

Data File: \\Orgserv2\ff\chem\GCMSVOA\Elaine.i\140329.b\0329A10.D

Date : 29-MAR-2014 15:52

Client ID:

Instrument: Elaine.i

Sample Info: 11406036-18,31,10,,a

Purge Volume: 10.0

Operator: PD

Column phase:

Column diameter: 0.18

29 cis-1,2-dichloroethene

Concentration: 1.931 ngs

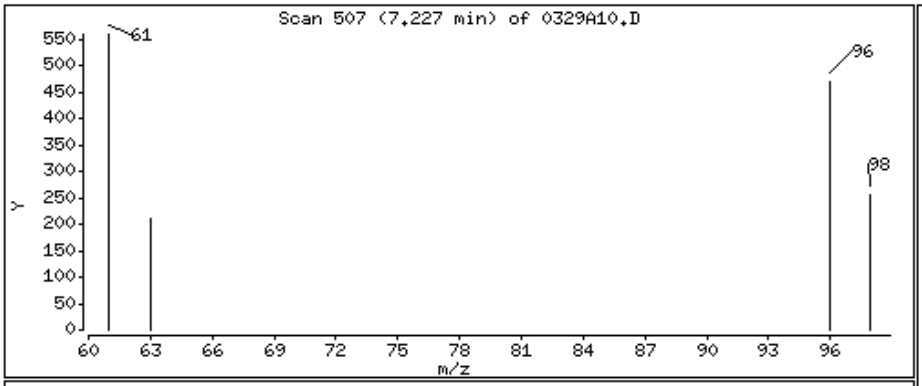

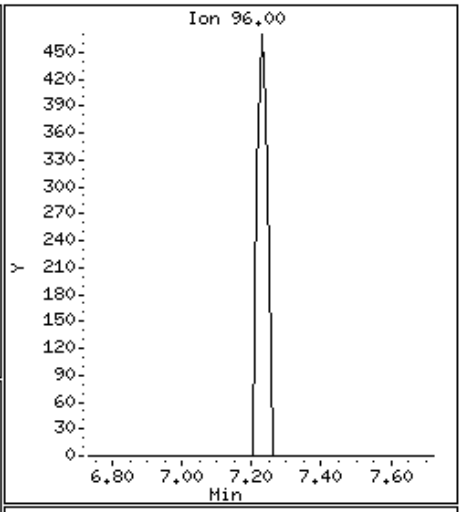

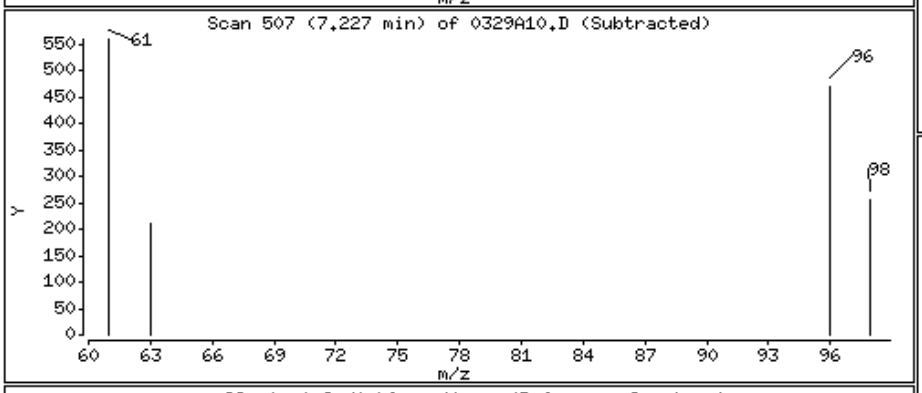

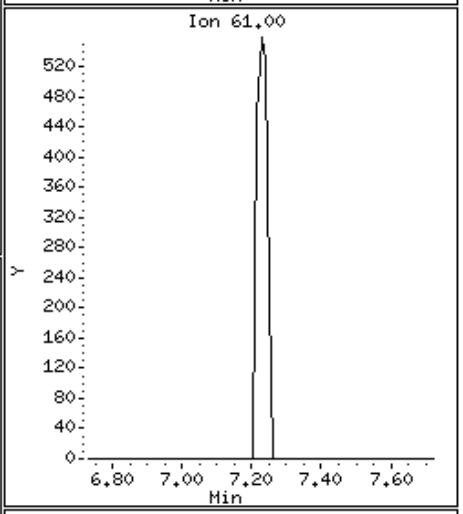

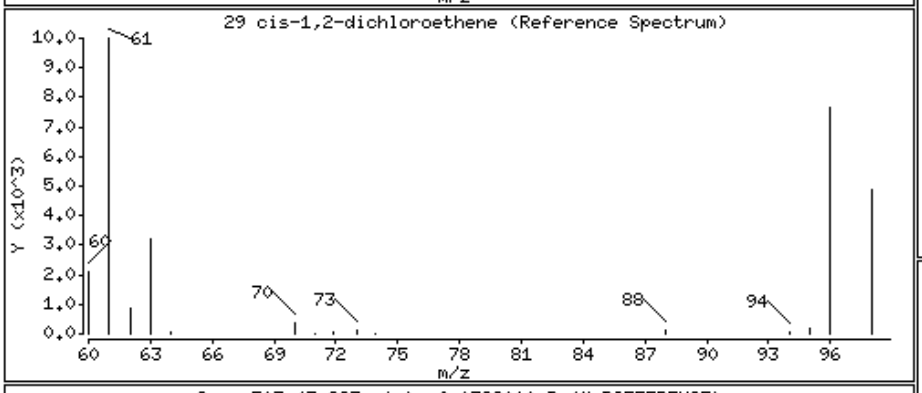

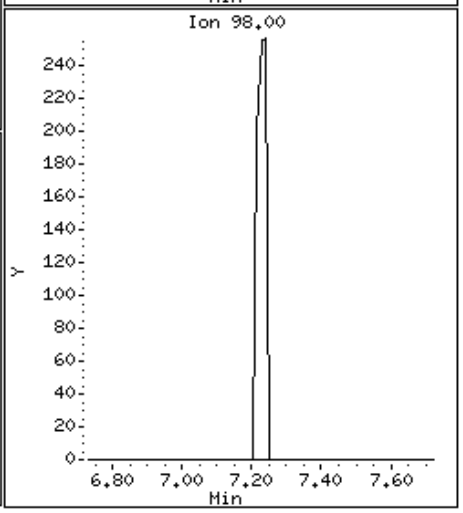

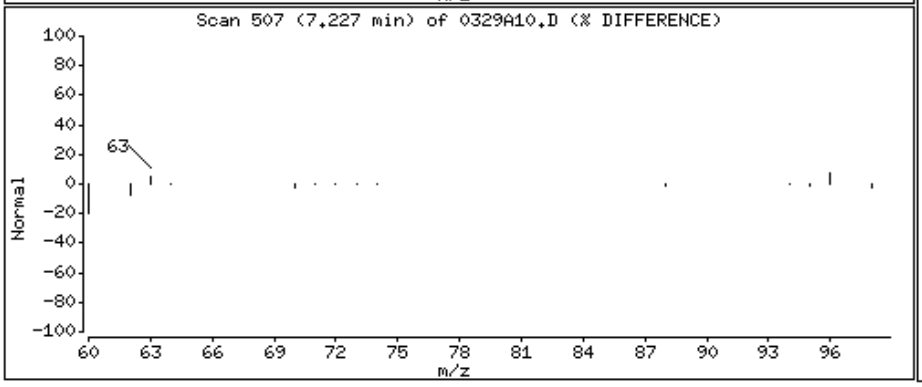

Data File: \\Orgserv2\ff\chem\GCMSVOA\Elaine.i\140329.b\0329A10.D

Date : 29-MAR-2014 15:52

Client ID:

Instrument: Elaine.i

Sample Info: 11406036-18,31,10,,a

Purge Volume: 10.0

Operator: PD

Column phase:

Column diameter: 0.18

30 chloroform

Concentration: 17.479 ngs

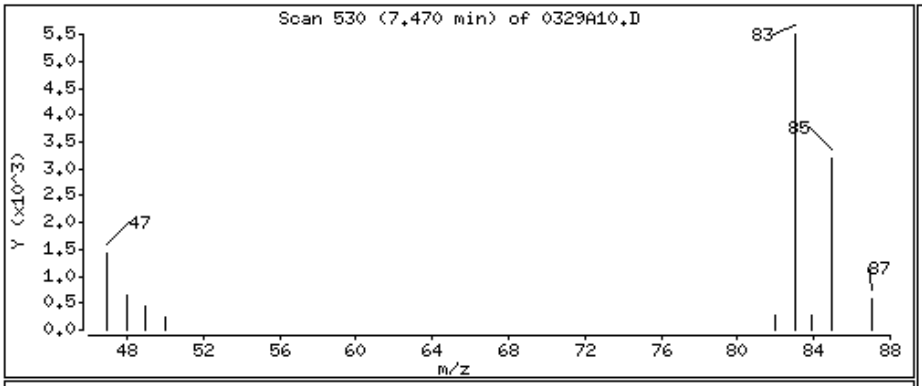

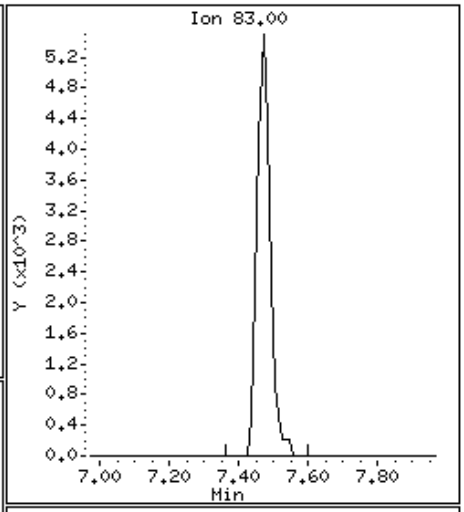

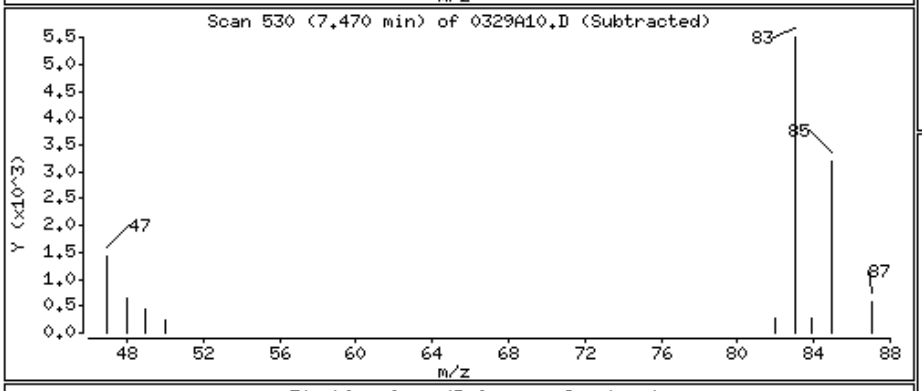

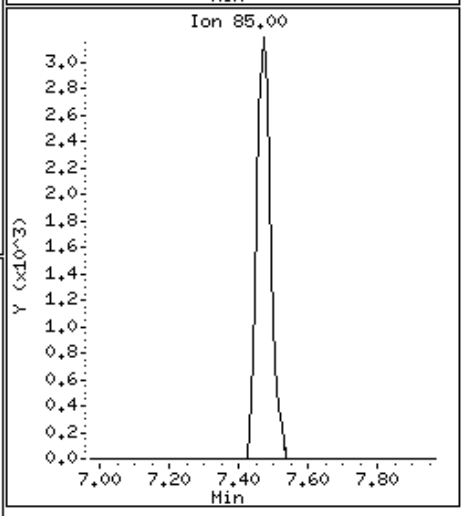

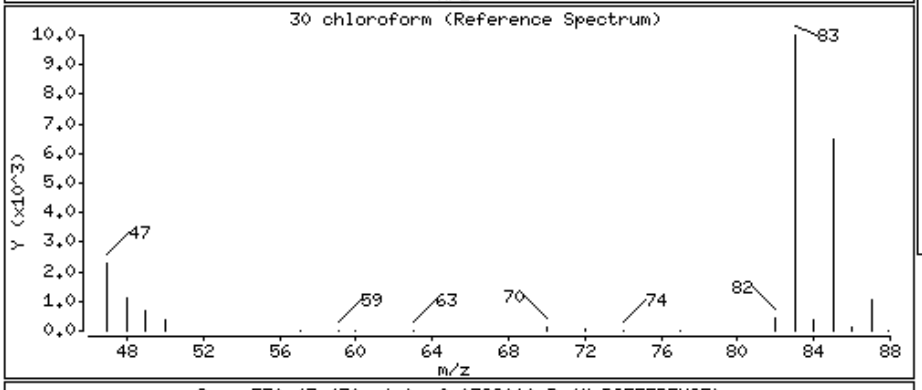

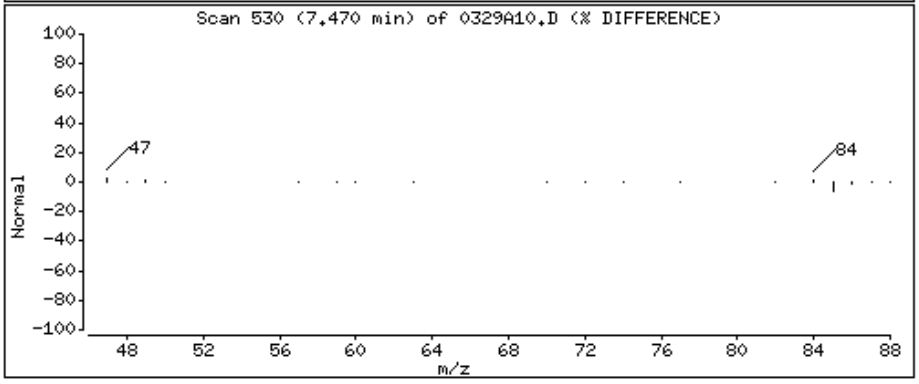

Data File: \\Orgserv2\ff\chem\GCMSVOA\Elaine.i\140329.b\0329A10.D

Date : 29-MAR-2014 15:52

Client ID:

Instrument: Elaine.i

Sample Info: 11406036-18,31,10,,a

Purge Volume: 10.0

Operator: PD

Column phase:

Column diameter: 0.18

47 trichloroethene

Concentration: 14.052 ngs

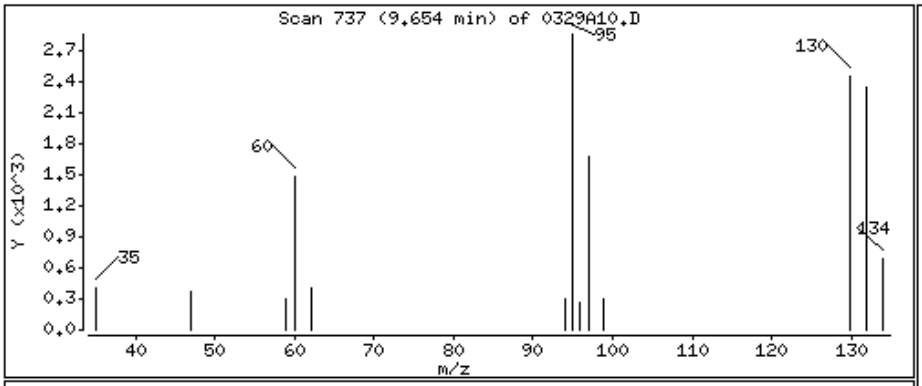

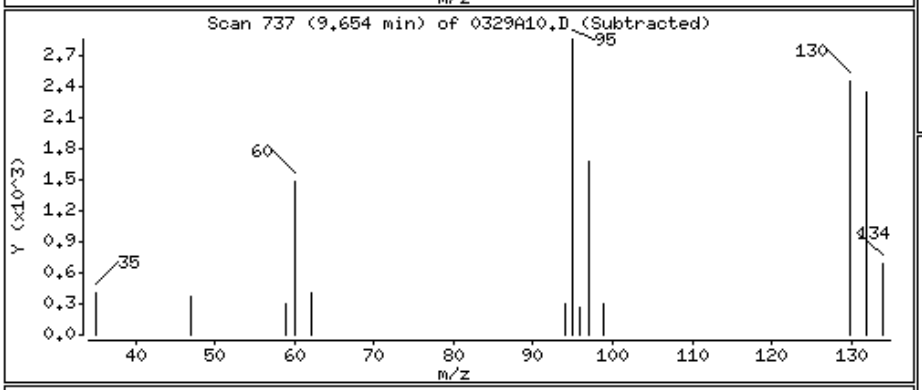

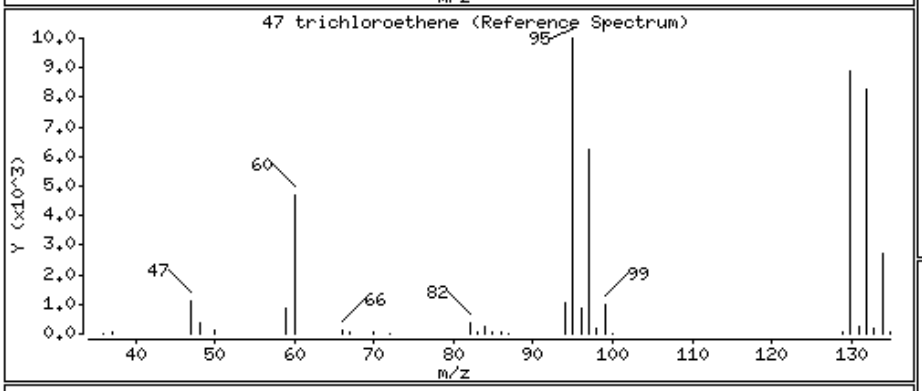

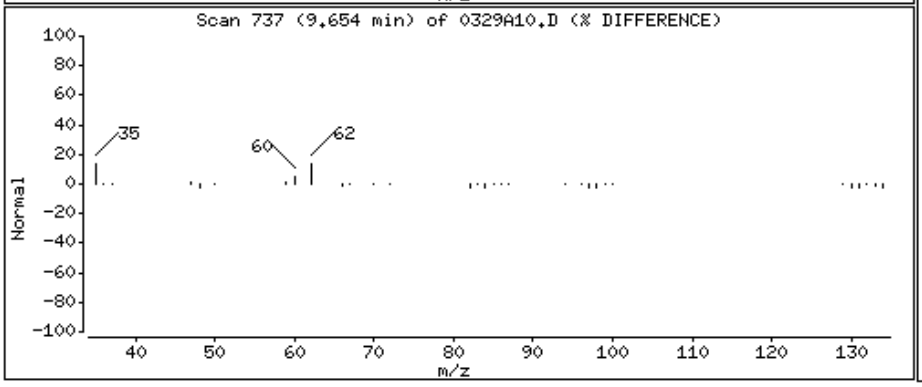

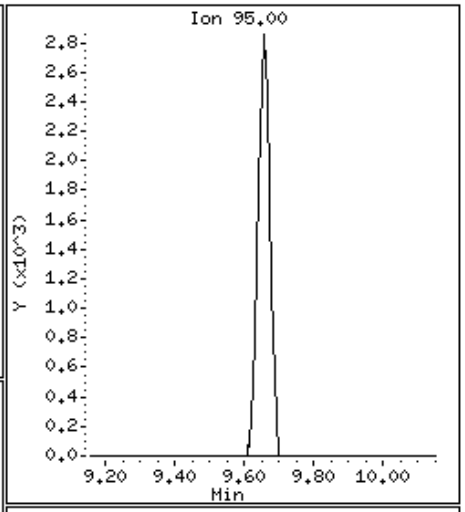

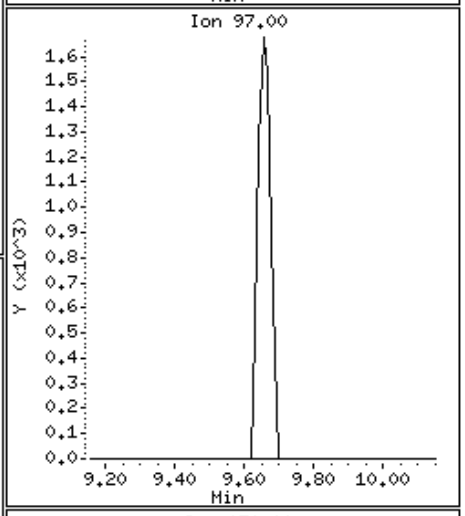

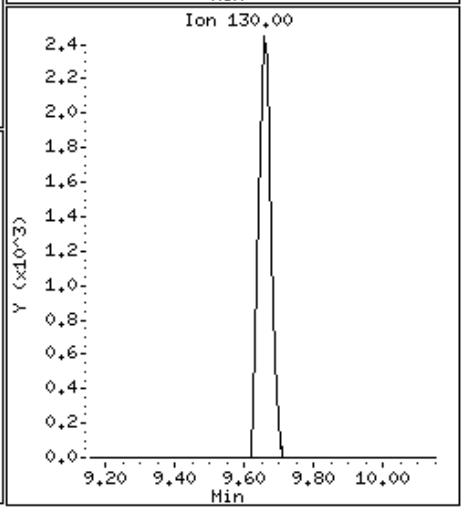

Data File: \\Orgserv2\ff\chem\GCMSVOA\Elaine.i\140329.b\0329A10.D

Date : 29-MAR-2014 15:52

Client ID:

Instrument: Elaine.i

Sample Info: l1406036-18,31,10,,a

Purge Volume: 10.0

Operator: PD

Column phase:

Column diameter: 0.18

66 tetrachloroethene

Concentration: 17.918 ngs

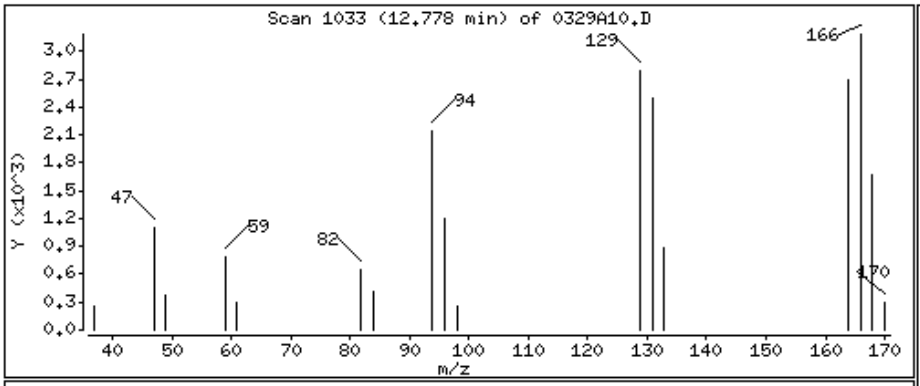

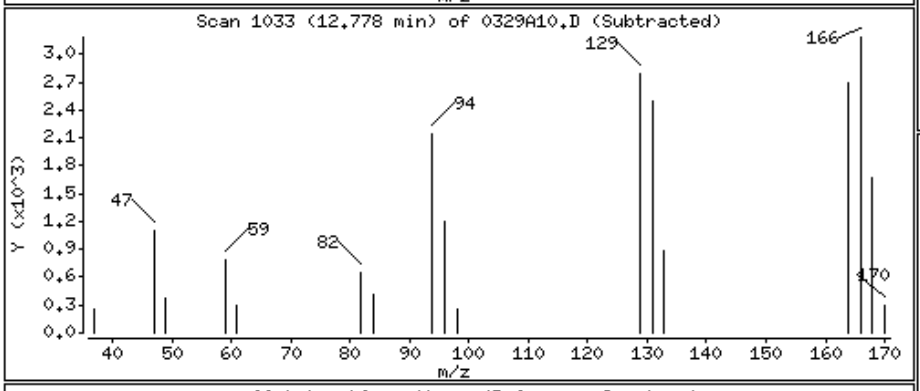

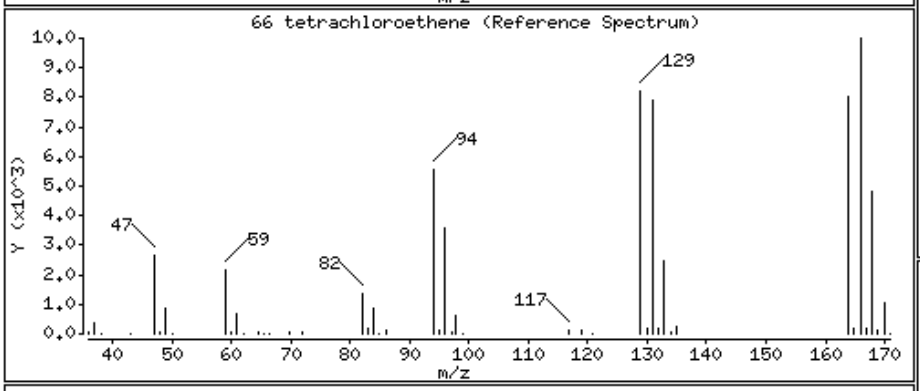

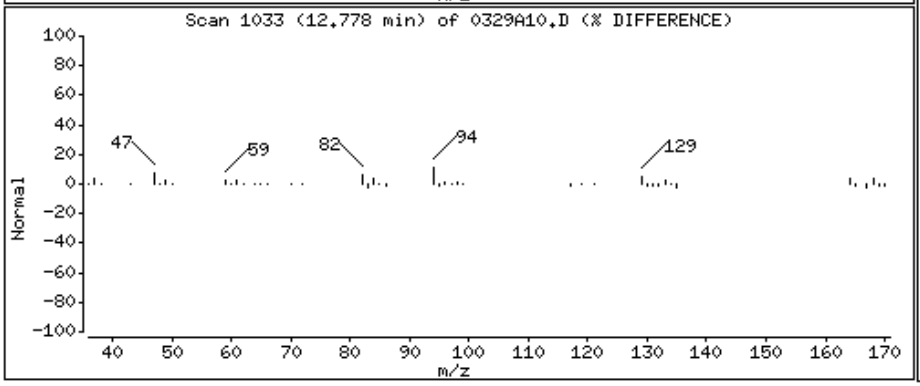

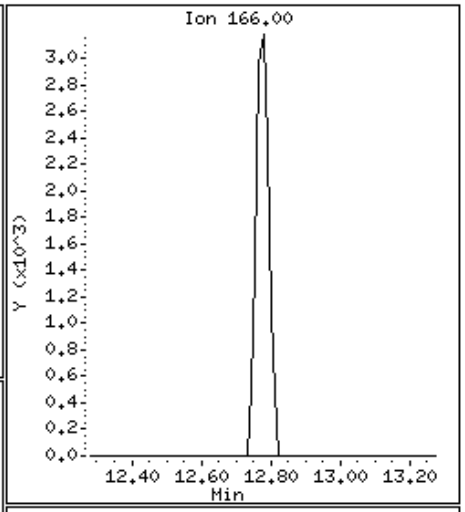

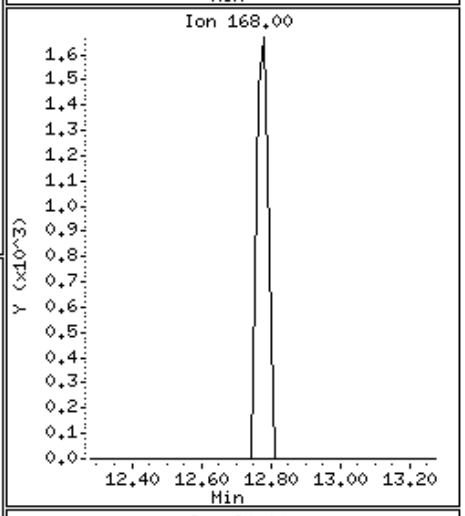

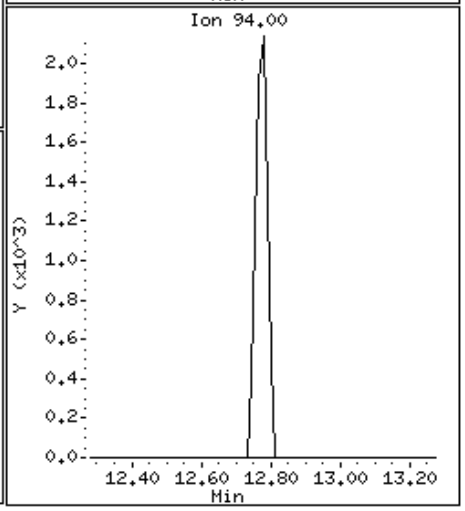

Alpha Analytical Labs

Manual Integration

Sample Info	: l1406036-18,31,10,,a wg678962,ical9341		
Instrument ID	: Elaine.i		
Method	: liq8260C.m		
File	: 0329A10.D		
Injection Date	: 29-MAR-2014 15:52		
Quantitation	: ISTD	Integrator :	HP RTE
Dilution Factor	: 1.00	Sample Type:	SAMPLE

This File has no version history.

//Orgserv2/ff/chem/GCMSVOA/Elaine.i/140329.b/original/0329A10.D

Alpha Analytical Labs

gc/ms voa - VOA101

Data file : \\Orgserv2\ff\chem\GCMSVOA\Voa101.i\140329.b\0329A11.D
Lab Smp Id:
Inj Date : 29-MAR-2014 15:53
Operator : PD Inst ID: Voa101.i
Smp Info : l1406036-36,31,10,,a
Misc Info : wg678899,ical9333
Comment :
Method : \\Orgserv2\ff\chem\GCMSVOA\Voa101.i\140329.b\liq8260C.m
Meth Date : 29-Mar-2014 15:20 ppaveglio Quant Type: ISTD
Cal Date : 24-MAR-2014 14:57 Cal File: 0324A12.D
Als bottle: 11
Dil Factor: 1.00000
Integrator: HP RTE Compound Sublist: NJTCL.sub
Target Version: 4.12
Processing Host: VIRTUALXP-76524

Concentration Formula: Amt * DF * CpndVariable
Cpnd Variable Local Compound Variable

			QUANT SIG					CONCENTRATIONS ON-COLUMN	FINAL	
		Compounds	MASS	RT	EXP RT	REL RT	RESPONSE	(ngs)	(ngs)	REVIEW CODE
	1	dichlorodifluoromethane	85	Compound Not Detected.						
	2	chloromethane	50	Compound Not Detected.						
	3	vinyl chloride	62	Compound Not Detected.						
	4	bromomethane	94	Compound Not Detected.						
	5	chloroethane	64	Compound Not Detected.						
	6	trichlorofluoromethane	101	Compound Not Detected.						
	8	1,1,-dichloroethene	96	Compound Not Detected.						
	11	freon-113	101	Compound Not Detected.						
	10	carbon disulfide	76	Compound Not Detected.						
	14	methylene chloride	84	Compound Not Detected.						
	15	acetone	43	3.737	3.735	(0.600)	6986	50.2766	50.276(Q)	
	16	trans-1,2-dichloroethene	96	Compound Not Detected.						
	17	Methyl Acetate	43	Compound Not Detected.						
	18	methyl tert butyl ether	73	Compound Not Detected.						
	22	1,1-dichloroethane	63	Compound Not Detected.						
	27	cis-1,2-dichloroethene	96	Compound Not Detected.						
	29	bromochloromethane	128	Compound Not Detected.						
	30	Cyclohexane	56	Compound Not Detected.						
	31	chloroform	83	5.223	5.223	(0.838)	2891	2.75317	2.753(Q)	
	33	carbontetrachloride	117	Compound Not Detected.						
$	36	dibromofluoromethane	113	5.408	5.405	(0.868)	52943	108.358	108.358	
	37	1,1,1-trichloroethane	97	Compound Not Detected.						
	38	2-butanone	43	Compound Not Detected.						
	40	benzene	78	Compound Not Detected.						
$	42	1,2-dichloroethane-d4	65	5.944	5.941	(0.954)	60038	110.829	110.828	
	43	1,2-dichloroethane	62	Compound Not Detected.						
*	45	flourobenzene	96	6.230	6.227	(1.000)	186419	100.000		
	49	trichloroethene	95	Compound Not Detected.						

	Compounds	QUANT SIG MASS	RT	EXP RT	REL RT	RESPONSE	CONCENTRATIONS ON-COLUMN (ngs)	CONCENTRATIONS FINAL (ngs)	REVIEW CODE
	46 methyl cyclohexane	83	Compound Not Detected.						
	52 1,2-dichloropropane	63	Compound Not Detected.						
	53 bromodichloromethane	83	Compound Not Detected.						
	56 1,4-Dioxane	88	Compound Not Detected.						
	58 cis-1,3-dichloropropene	75	Compound Not Detected.						
$	59 toluene-d8	98	7.933	7.933	(0.810)	182822	91.6595	91.659	
	60 toluene	92	Compound Not Detected.						
	62 4-methyl-2-pentanone	58	Compound Not Detected.						
	63 tetrachloroethene	166	Compound Not Detected.						
	64 trans-1,3-dichloropropene	75	Compound Not Detected.						
	68 1,1,2-trichloroethane	83	Compound Not Detected.						
	69 chlorodibromomethane	129	Compound Not Detected.						
	71 1,2-dibromoethane	107	Compound Not Detected.						
	73 2-hexanone	43	Compound Not Detected.						
*	74 chlorobenzene-d5	117	9.789	9.786	(1.000)	147878	100.000		
	75 chlorobenzene	112	Compound Not Detected.						
	76 ethyl benzene	91	Compound Not Detected.						
	78 p/m xylene	106	Compound Not Detected.						
	79 o xylene	106	Compound Not Detected.						
	80 styrene	104	Compound Not Detected.						
	81 bromoform	173	Compound Not Detected.						
	82 isopropylbenzene	105	Compound Not Detected.						
$	83 4-bromofluorobenzene	95	11.251	11.251	(0.904)	67224	101.608	101.608	
	88 1,1,2,2,-tetrachloroethane	83	Compound Not Detected.						
	99 1,3-dichlorobenzene	146	Compound Not Detected.						
*	100 1,4-dichlorobenzene-d4	152	12.444	12.441	(1.000)	63982	100.000		
	101 1,4-dichlorobenzene	146	Compound Not Detected.						
	104 1,2-dichlorobenzene	146	Compound Not Detected.						
	106 1,2-dibromo-3-chloropropane	75	Compound Not Detected.						
	109 1,2,4-trichlorobenzene	180	Compound Not Detected.						
	111 1,2,3-trichlorobenzene	180	Compound Not Detected.						

QC Flag Legend

Q - Qualifier signal failed the ratio test.

Alpha Analytical Labs

gc/ms voa - VOA101

Data file : \\Orgserv2\ff\chem\GCMSVOA\Voa101.i\140329.b\0329A11.D
Lab Smp Id:
Inj Date : 29-MAR-2014 15:53
Operator : PD Inst ID: Voa101.i
Smp Info : l1406036-36,31,10,,a
Misc Info : wg678899,ical9333
Comment :
Method : \\Orgserv2\ff\chem\GCMSVOA\Voa101.i\140329.b\liq8260C.m
Meth Date : 29-Mar-2014 15:20 ppaveglio Quant Type: ISTD
Cal Date : 24-MAR-2014 14:57 Cal File: 0324A12.D
Als bottle: 11
Dil Factor: 1.00000
Integrator: HP RTE Compound Sublist: NJTCL.sub
Target Version: 4.12
Processing Host: VIRTUALXP-76524

- NO TENTATIVELY IDENTIFIED COMPOUNDS -

Alpha Analytical Labs

INTERNAL STANDARD COMPOUNDS
AREA AND RT SUMMARY

Instrument ID: Voa101.i
Lab File ID: 0329A11.D
Lab Smp Id:
Analysis Type: VOA
Quant Type: ISTD
Operator: PD
Method File: \\Orgserv2\ff\chem\GCMSVOA\Voa101.i\140329.b\liq8260C.m
Misc Info: wg678899,ical9333

Calibration Date: 29-MAR-2014
Calibration Time: 11:27
Level: LOW
Sample Type: WATER

Test Mode:
Use Last Continuing Calibrator.
If Continuing Cal. use Initial Cal. Level 3

		AREA LIMIT			
COMPOUND	STANDARD	LOWER	UPPER	SAMPLE	%DIFF
45 flourobenzene	220923	110462	441846	186419	-15.62
74 chlorobenzene-d5	175802	87901	351604	147878	-15.88
100 1,4-dichlorobenze	84508	42254	169016	63982	-24.29

		RT LIMIT			
COMPOUND	STANDARD	LOWER	UPPER	SAMPLE	%DIFF
45 flourobenzene	6.23	5.73	6.73	6.23	0.05
74 chlorobenzene-d5	9.79	9.29	10.29	9.79	0.03
100 1,4-dichlorobenze	12.44	11.94	12.94	12.44	0.02

AREA UPPER LIMIT = +100% of internal standard area.
AREA LOWER LIMIT = - 50% of internal standard area.
RT UPPER LIMIT = + 0.50 minutes of internal standard RT.
RT LOWER LIMIT = - 0.50 minutes of internal standard RT.

Alpha Analytical Labs

RECOVERY REPORT

Client Name: Client SDG: SDGa00307
Sample Matrix: LIQUID Fraction: VOA
Lab Smp Id:
Level: LOW Operator: PD
Data Type: MS DATA SampleType: SAMPLE
SpikeList File: curveallim.spk Quant Type: ISTD
Sublist File: NJTCL.sub
Method File: \\Orgserv2\ff\chem\GCMSVOA\Voa101.i\140329.b\liq8260C.m
Misc Info: wg678899,ical9333

SURROGATE COMPOUND	AMOUNT ADDED ngs	AMOUNT RECOVERED ngs	% RECOVERED	LIMITS
$ 36 dibromofluorometha	100.000	108.358	108.36	70-130
$ 42 1,2-dichloroethane	100.000	110.828	110.83	70-130
$ 59 toluene-d8	100.000	91.659	91.66	70-130
$ 83 4-bromofluorobenze	100.000	101.608	101.61	70-130

Data File: \\Orgserv2\ff\chem\GCMSVOA\Voa101.i\140329.b\0329A11.D
Date : 29-MAR-2014 15:53
Client ID:
Sample Info: 11406036-36,31,10,,a
Purge Volume: 10.0
Column phase:

Instrument: Voa101.i
Operator: PD
Column diameter: 0.18

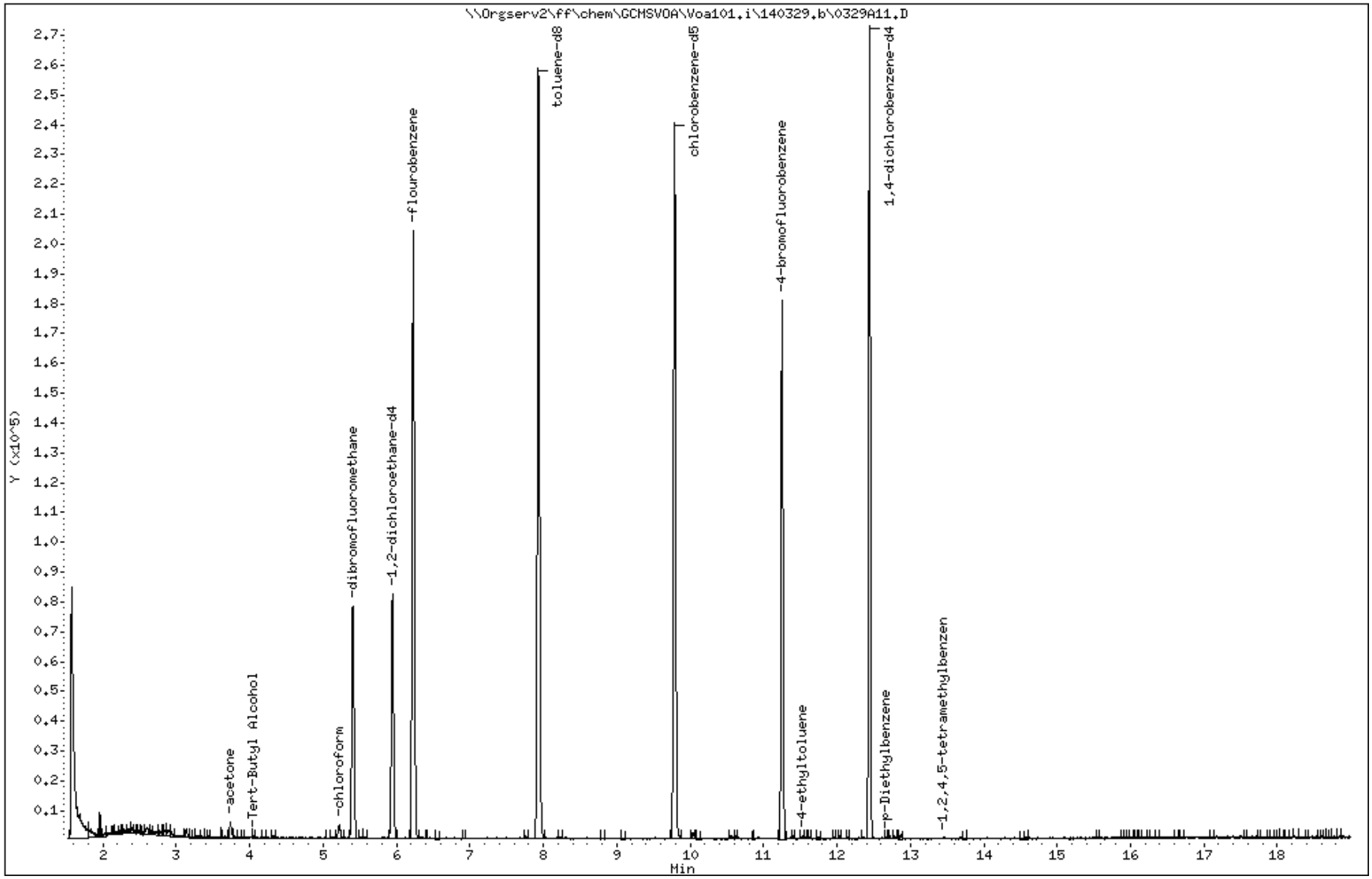

Data File: \\Orgserv2\ff\chem\GCMSVOA\Voa101.i\140329.b\0329A11.D

Date : 29-MAR-2014 15:53

Client ID:

Instrument: Voa101.i

Sample Info: 11406036-36,31,10,,a

Purge Volume: 10.0

Operator: PD

Column phase:

Column diameter: 0.18

15 acetone

Concentration: 50.276 ngs

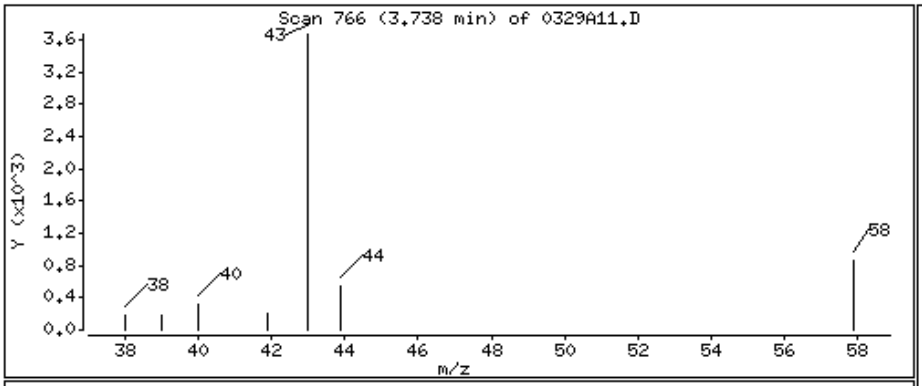

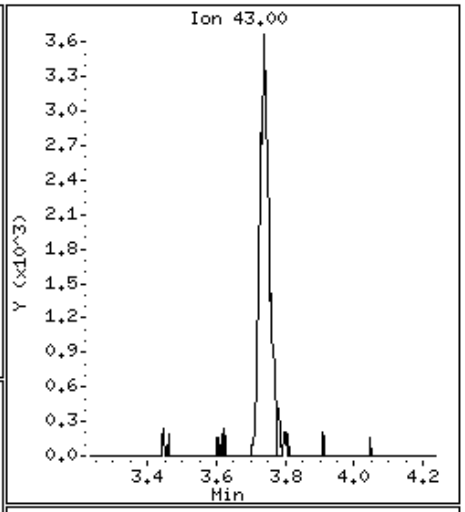

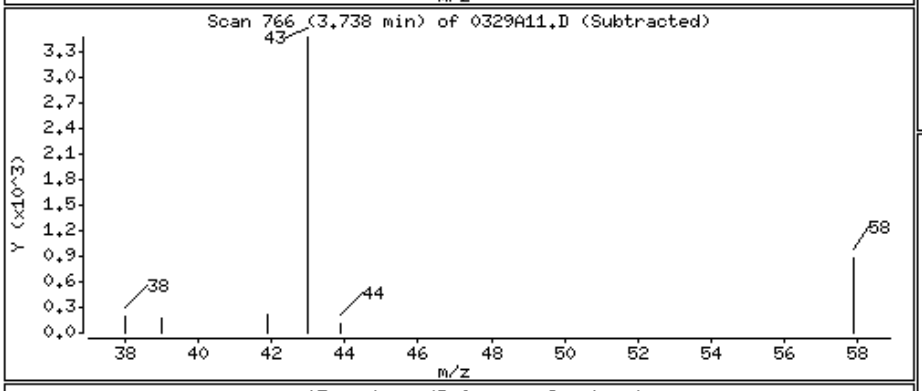

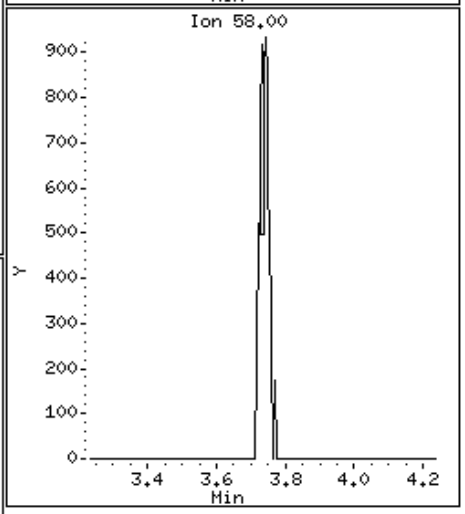

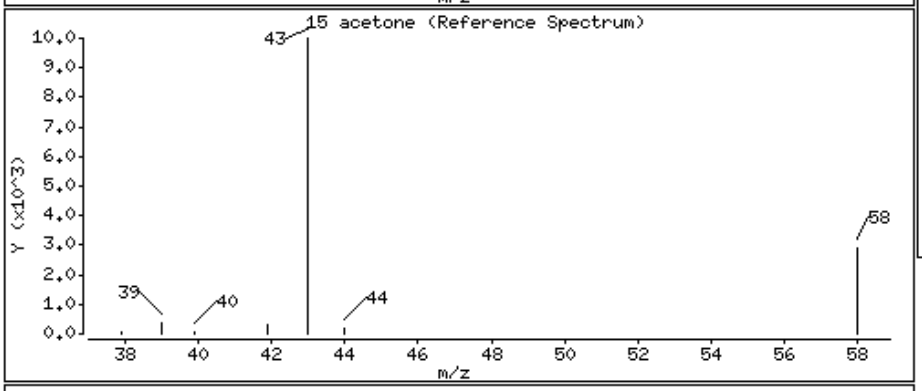

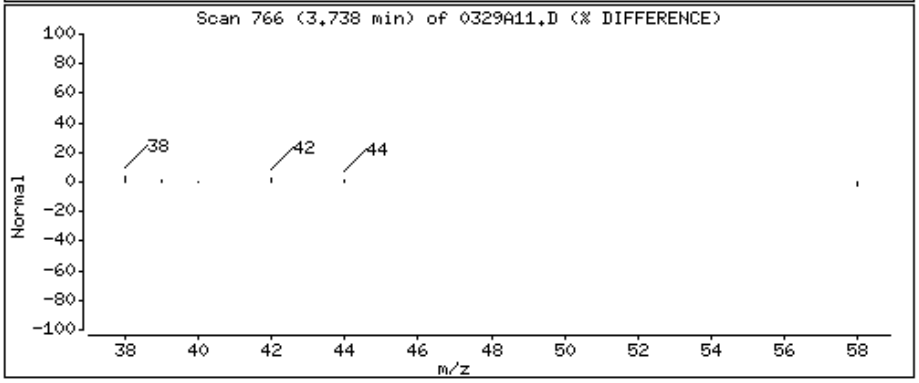

Data File: \\Orgserv2\ff\chem\GCMSVOA\Voa101.i\140329.b\0329A11.D

Date : 29-MAR-2014 15:53

Client ID:

Instrument: Voa101.i

Sample Info: 11406036-36,31,10,,a

Purge Volume: 10.0

Operator: PD

Column phase:

Column diameter: 0.18

31 chloroform

Concentration: 2.753 ngs

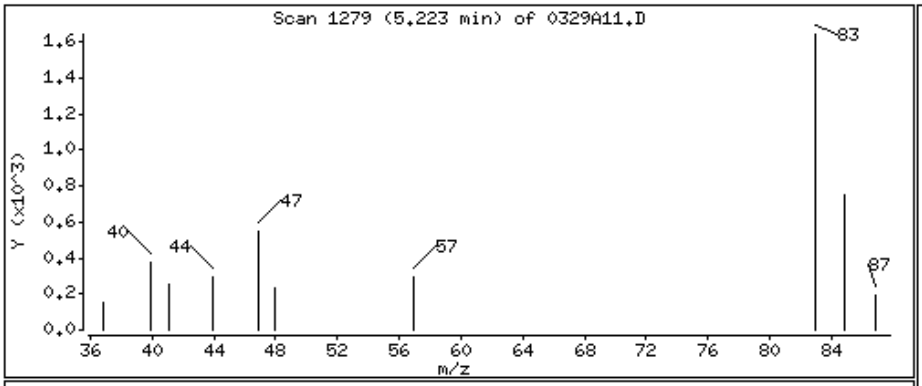

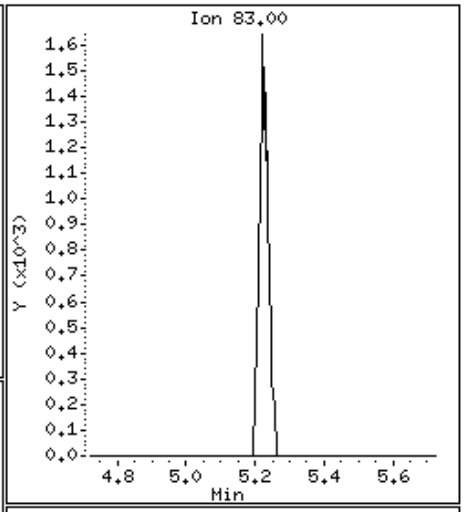

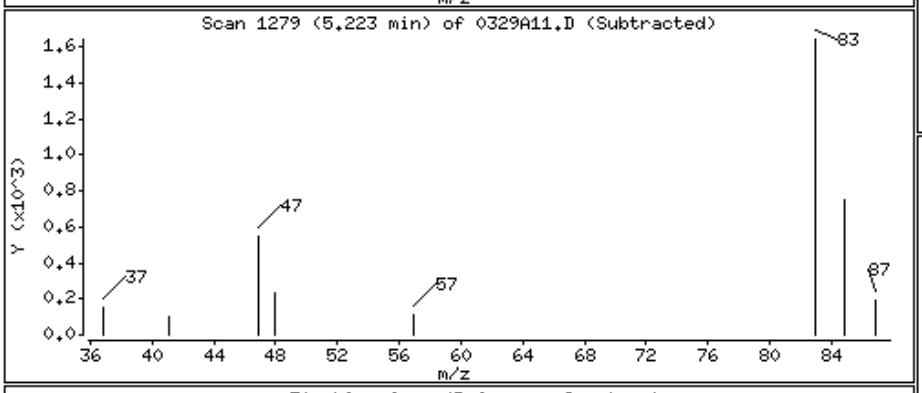

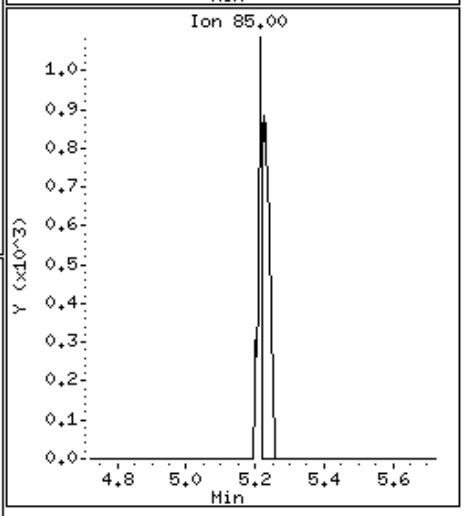

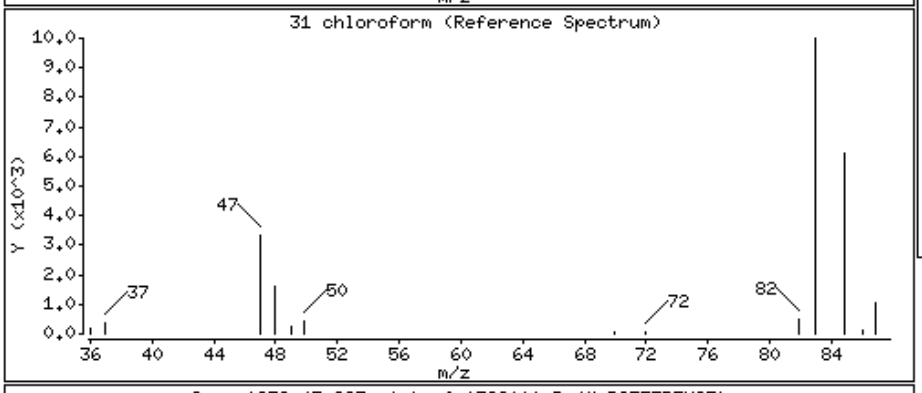

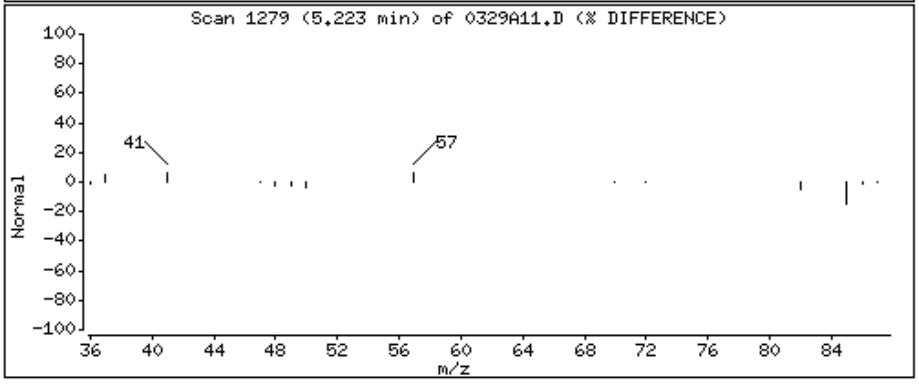

Alpha Analytical Labs

Manual Integration

Sample Info : l1406036-36,31,10,,a
wg678899,ical9333

Instrument ID : Voa101.i
Method : liq8260C.m
File : 0329A11.D
Injection Date : 29-MAR-2014 15:53
Quantitation : ISTD Integrator : HP RTE
Dilution Factor : 1.00 Sample Type: SAMPLE

This File has no version history.

//Orgserv2/ff/chem/GCMSVOA/Voa101.i/140329.b/original/0329A11.D

Alpha Analytical Labs

gc/ms voa

Data file : \\Orgserv2\ff\chem\GCMSVOA\Gonzo.i\140329.b\0329A10.D
Lab Smp Id:
Inj Date : 29-MAR-2014 16:10
Operator : PD Inst ID: Gonzo.i
Smp Info : l1406036-05,31,10,,a
Misc Info : wg678895,ical9343
Comment :
Method : \\Orgserv2\ff\chem\GCMSVOA\Gonzo.i\140329.b\v10ml8260.m
Meth Date : 30-Mar-2014 20:50 pduczmalew Quant Type: ISTD
Cal Date : 25-MAR-2014 03:06 Cal File: 0324N12.D
Als bottle: 46
Dil Factor: 1.00000
Integrator: HP RTE Compound Sublist: NJTCL.sub
Target Version: 4.12
Processing Host: VIRTUALXP-76524

Concentration Formula: Amt * DF * CpndVariable
Cpnd Variable Local Compound Variable

	Compounds	QUANT SIG MASS	RT	EXP RT	REL RT	RESPONSE	CONCENTRATIONS ON-COLUMN (ngs)	FINAL (ngs)	REVIEW CODE
	1 dichlorodifluoromethane	85	Compound Not Detected.						
	2 chloromethane	50	Compound Not Detected.						
	3 vinyl chloride	62	Compound Not Detected.						
	4 bromomethane	94	Compound Not Detected.						
	5 chloroethane	64	Compound Not Detected.						
	6 trichlorofluoromethane	101	Compound Not Detected.						
	9 Freon 113	101	5.090	5.090	(0.555)	7114	3.53179	3.531	
	10 acetone	43	5.171	5.178	(0.564)	16538	41.1524	41.152(M)	M2
	11 1,1,-dichloroethene	96	Compound Not Detected.						
	14 Methyl Acetate	43	Compound Not Detected.						
	15 methylene chloride	84	Compound Not Detected.						
	16 carbon disulfide	76	Compound Not Detected.						
	20 methyl tert butyl ether	73	Compound Not Detected.						
	22 trans-1,2-dichloroethene	96	Compound Not Detected.						
	24 1,1-dichloroethane	63	Compound Not Detected.						
	27 2-butanone	43	7.376	7.376	(0.804)	2365	6.57995	6.579	
	30 cis-1,2-dichloroethene	96	Compound Not Detected.						
	31 chloroform	83	7.836	7.836	(0.854)	72768	16.1561	16.156	
	32 bromochloromethane	128	Compound Not Detected.						
$	34 dibromofluoromethane	113	8.113	8.113	(0.884)	178841	90.4708	90.470	
	35 1,1,1-trichloroethane	97	Compound Not Detected.						
	36 Cyclohexane	56	Compound Not Detected.						
	38 carbontetrachloride	117	Compound Not Detected.						
$	40 1,2-dichloroethane-d4	65	8.755	8.755	(0.954)	266880	95.9784	95.978	
	41 1,2-dichloroethane	62	Compound Not Detected.						
	42 benzene	78	Compound Not Detected.						
*	43 fluorobenzene	96	9.175	9.175	(1.000)	803890	100.000		
	44 trichloroethene	95	9.722	9.716	(1.060)	36993	15.8237	15.823	
	46 methyl cyclohexane	83	Compound Not Detected.						

	Compounds	QUANT SIG MASS	RT	EXP RT	REL RT	RESPONSE	CONCENTRATIONS ON-COLUMN (ngs)	CONCENTRATIONS FINAL (ngs)	REVIEW CODE
	47 1,2-dichloropropane	63	Compound Not Detected.						
	48 bromodichloromethane	83	Compound Not Detected.						
	49 1,4-dioxane	88	Compound Not Detected.						
	52 4-methyl-2-pentanone	58	Compound Not Detected.						
	53 cis-1,3-dichloropropene	75	Compound Not Detected.						
$	55 toluene-d8	98	11.379	11.379	(0.834)	777944	99.4125	99.412	
	56 toluene	92	Compound Not Detected.						
	58 trans-1,3-dichloropropene	75	Compound Not Detected.						
	59 1,1,2-trichloroethane	83	Compound Not Detected.						
	60 2-hexanone	43	Compound Not Detected.						
	62 tetrachloroethene	166	12.461	12.461	(0.913)	3727	1.85339	1.853	
	63 chlorodibromomethane	129	Compound Not Detected.						
	64 1,2-dibromoethane	107	Compound Not Detected.						
*	65 chlorobenzene-d5	117	13.645	13.645	(1.000)	508185	100.000		
	66 chlorobenzene	112	Compound Not Detected.						
	68 ethyl benzene	91	Compound Not Detected.						
	69 p/m xylene	106	Compound Not Detected.						
	70 o xylene	106	Compound Not Detected.						
	71 styrene	104	Compound Not Detected.						
	72 isopropylbenzene	105	Compound Not Detected.						
	73 bromoform	173	Compound Not Detected.						
	75 1,1,2,2,-tetrachloroethane	83	Compound Not Detected.						
$	76 4-bromofluorobenzene	95	15.538	15.531	(0.890)	307054	102.464	102.464	
	89 1,3-dichlorobenzene	146	Compound Not Detected.						
*	90 1,4-dichlorobenzene-d4	152	17.466	17.465	(1.000)	226776	100.000		
	91 1,4-dichlorobenzene	146	Compound Not Detected.						
	94 1,2-dichlorobenzene	146	Compound Not Detected.						
	96 1,2-dibromo-3-chloropropane	75	Compound Not Detected.						
	98 1,2,4-trichlorobenzene	180	Compound Not Detected.						
	101 1,2,3-trichlorobenzene	180	Compound Not Detected.						

QC Flag Legend

M - Compound response manually integrated.

Alpha Analytical Labs

gc/ms voa

Data file : \\Orgserv2\ff\chem\GCMSVOA\Gonzo.i\140329.b\0329A10.D
Lab Smp Id:
Inj Date : 29-MAR-2014 16:10
Operator : PD Inst ID: Gonzo.i
Smp Info : l1406036-05,31,10,,a
Misc Info : wg678895,ical9343
Comment :
Method : \\Orgserv2\ff\chem\GCMSVOA\Gonzo.i\140329.b\v10ml8260.m
Meth Date : 30-Mar-2014 20:50 pduczmalew Quant Type: ISTD
Cal Date : 25-MAR-2014 03:06 Cal File: 0324N12.D
Als bottle: 46
Dil Factor: 1.00000
Integrator: HP RTE Compound Sublist: NJTCL.sub
Target Version: 4.12
Processing Host: VIRTUALXP-76524

- NO TENTATIVELY IDENTIFIED COMPOUNDS -

Alpha Analytical Labs

INTERNAL STANDARD COMPOUNDS
AREA AND RT SUMMARY

Instrument ID: Gonzo.i
Lab File ID: 0329A10.D
Lab Smp Id:
Analysis Type: VOA
Quant Type: ISTD
Operator: PD
Method File: \\Orgserv2\ff\chem\GCMSVOA\Gonzo.i\140329.b\v10ml8260.m
Misc Info: wg678895,ical9343

Calibration Date: 29-MAR-2014
Calibration Time: 10:45
Level: LOW
Sample Type: WATER

Test Mode:
Use Last Continuing Calibrator.
If Continuing Cal. use Initial Cal. Level 3

		AREA LIMIT			
COMPOUND	STANDARD	LOWER	UPPER	SAMPLE	%DIFF
43 fluorobenzene	854884	427442	1709768	803890	-5.97
65 chlorobenzene-d5	545961	272981	1091922	508185	-6.92
90 1,4-dichlorobenze	248041	124021	496082	226776	-8.57

		RT LIMIT			
COMPOUND	STANDARD	LOWER	UPPER	SAMPLE	%DIFF
43 fluorobenzene	9.18	8.68	9.68	9.18	0.00
65 chlorobenzene-d5	13.65	13.15	14.15	13.65	0.00
90 1,4-dichlorobenze	17.47	16.97	17.97	17.47	0.00

AREA UPPER LIMIT = +100% of internal standard area.
AREA LOWER LIMIT = - 50% of internal standard area.
RT UPPER LIMIT = + 0.50 minutes of internal standard RT.
RT LOWER LIMIT = - 0.50 minutes of internal standard RT.

Alpha Analytical Labs

RECOVERY REPORT

Client Name: Client SDG: SDGa00267
Sample Matrix: LIQUID Fraction: VOA
Lab Smp Id:
Level: LOW Operator: PD
Data Type: MS DATA SampleType: SAMPLE
SpikeList File: curveall.spk Quant Type: ISTD
Sublist File: NJTCL.sub
Method File: \\Orgserv2\ff\chem\GCMSVOA\Gonzo.i\140329.b\v10ml8260.m
Misc Info: wg678895,ical9343

SURROGATE COMPOUND	AMOUNT ADDED ngs	AMOUNT RECOVERED ngs	% RECOVERED	LIMITS
$ 34 dibromofluorometha	100.000	90.470	90.47	70-130
$ 40 1,2-dichloroethane	100.000	95.978	95.98	70-130
$ 55 toluene-d8	100.000	99.412	99.41	70-130
$ 76 4-bromofluorobenze	100.000	102.464	102.46	70-130

Data File: \\Orgserv2\ff\chem\GCMSVOA\Gonzo.i\140329.b\0329A10.D
Date : 29-MAR-2014 16:10
Client ID:
Sample Info: 11406036-05,31,10,,a
Purge Volume: 10.0
Column phase: Rtx-502.2

Instrument: Gonzo.i
Operator: PD
Column diameter: 0.18

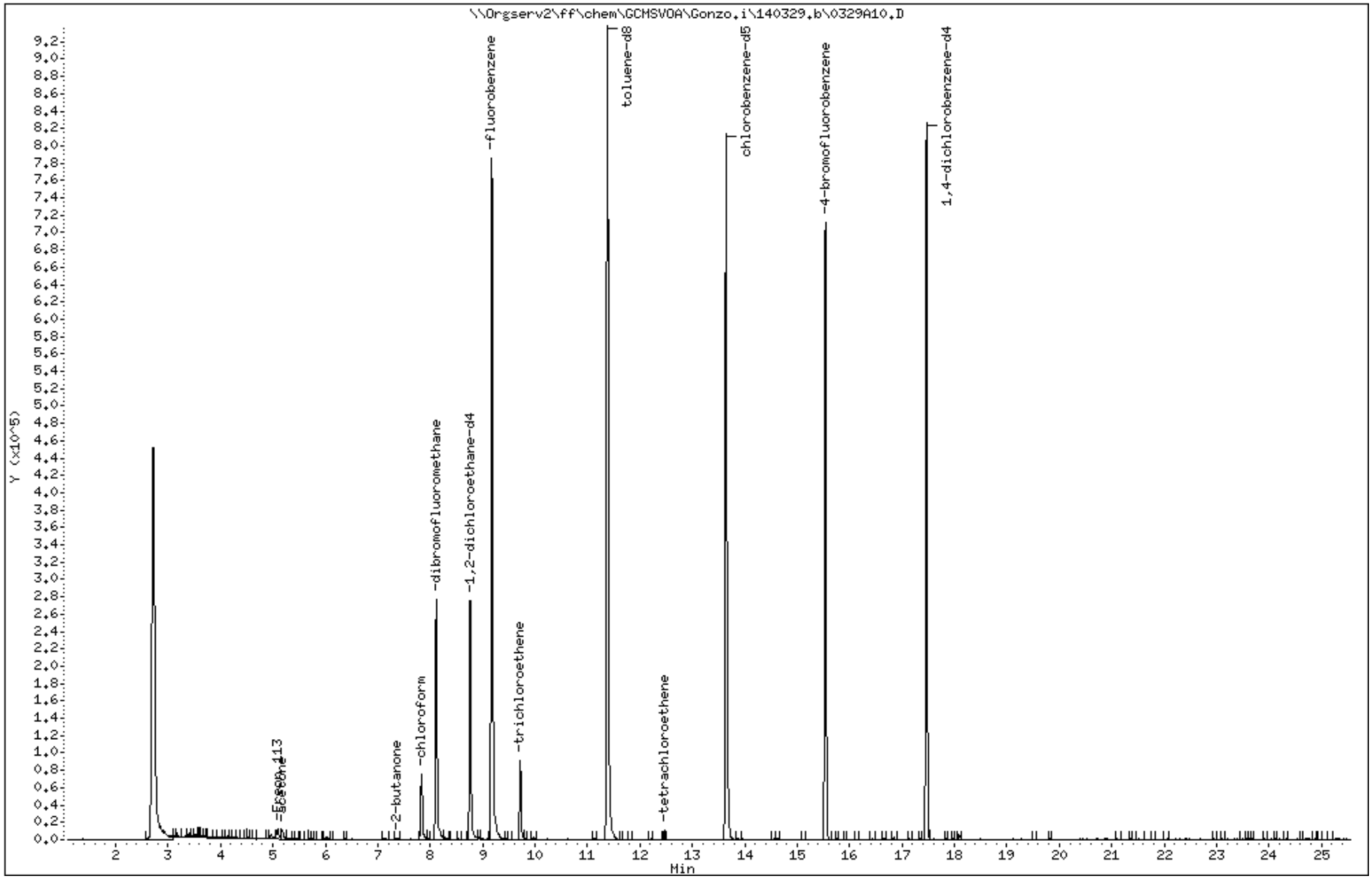

Data File: \\Orgserv2\ff\chem\GCMSVOA\Gonzo.i\140329.b\0329A10.D

Date : 29-MAR-2014 16:10

Client ID:

Instrument: Gonzo.i

Sample Info: l1406036-05,31,10,,a

Purge Volume: 10.0

Operator: PD

Column phase: Rtx-502.2

Column diameter: 0.18

9 Freon 113

Concentration: 3.531 ngs

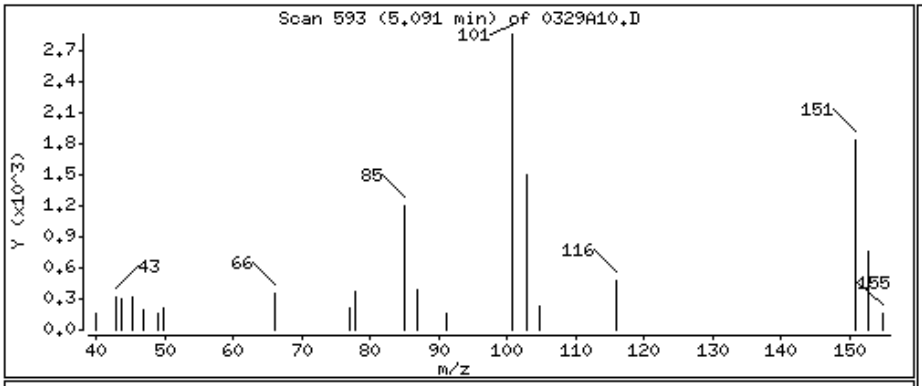

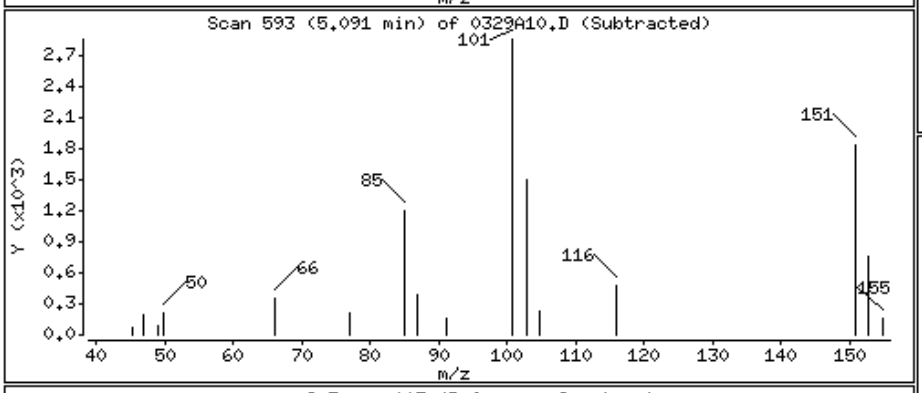

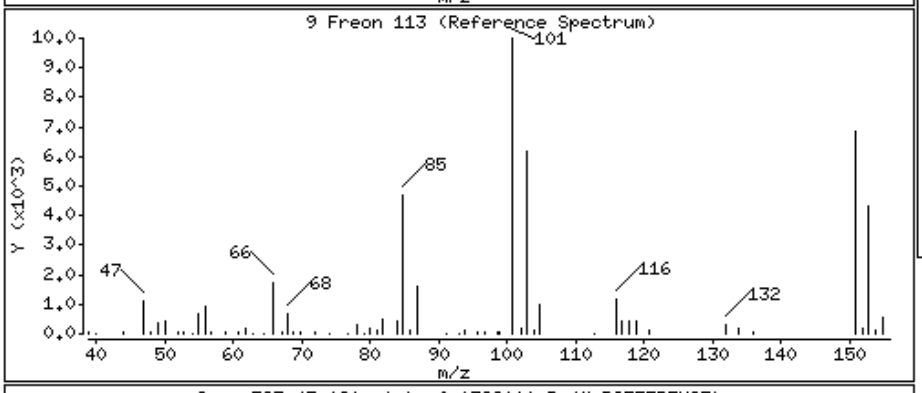

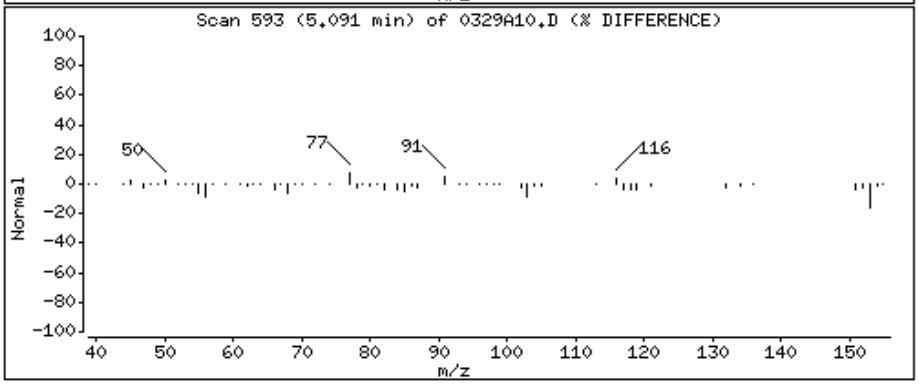

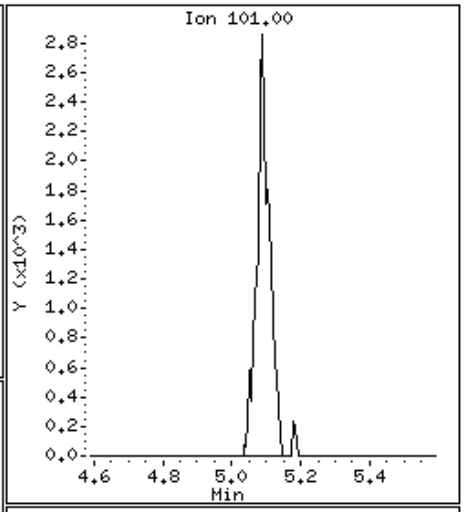

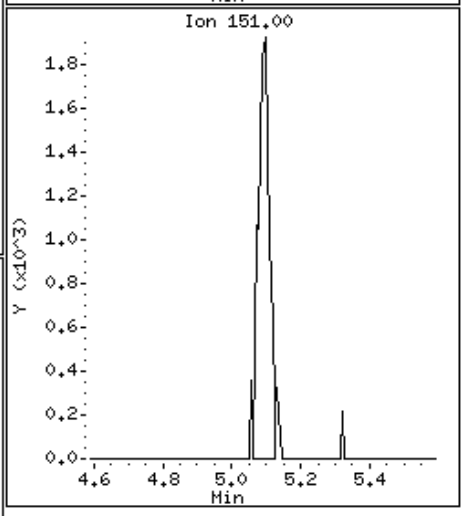

Data File: \\Orgserv2\ff\chem\GCMSVOA\Gonzo.i\140329.b\0329A10.D

Date : 29-MAR-2014 16:10

Client ID:

Instrument: Gonzo.i

Sample Info: 11406036-05,31,10,,a

Purge Volume: 10.0

Operator: PD

Column phase: Rtx-502.2

Column diameter: 0.18

10 acetone

Concentration: 41.152 ngs

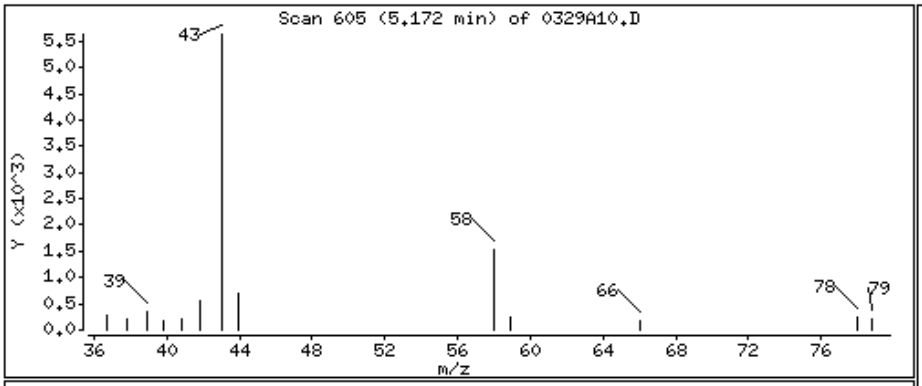

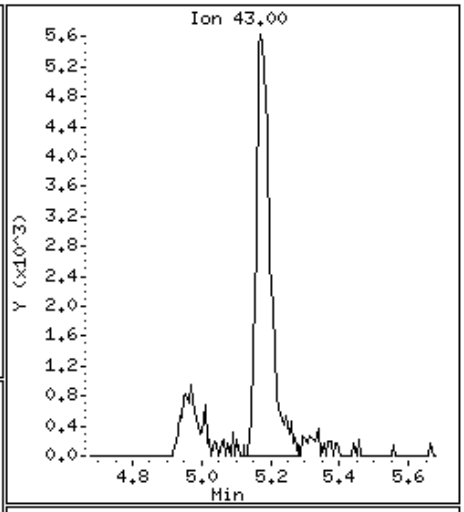

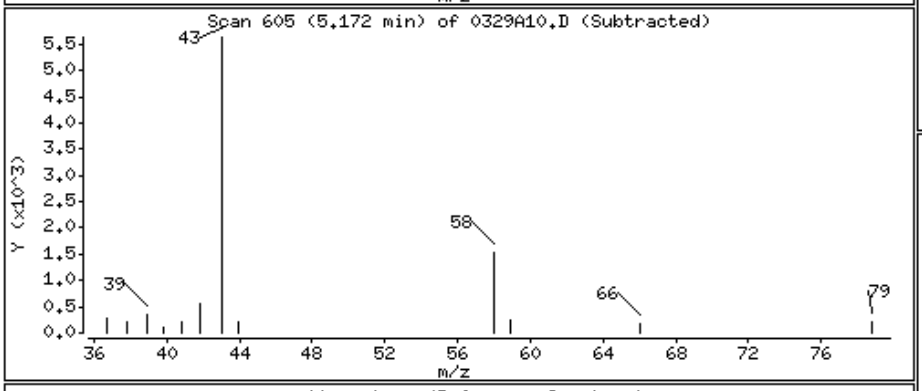

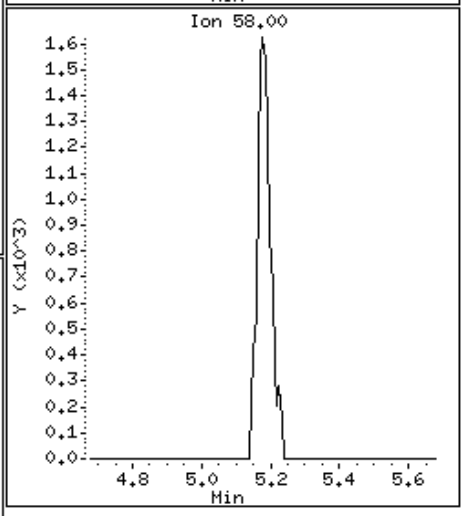

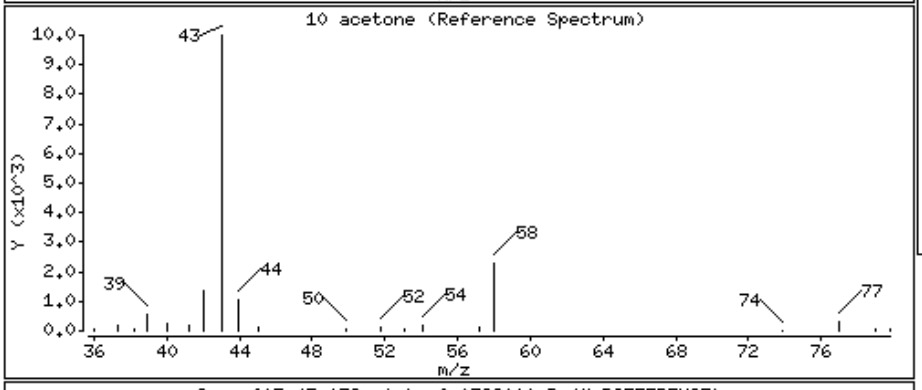

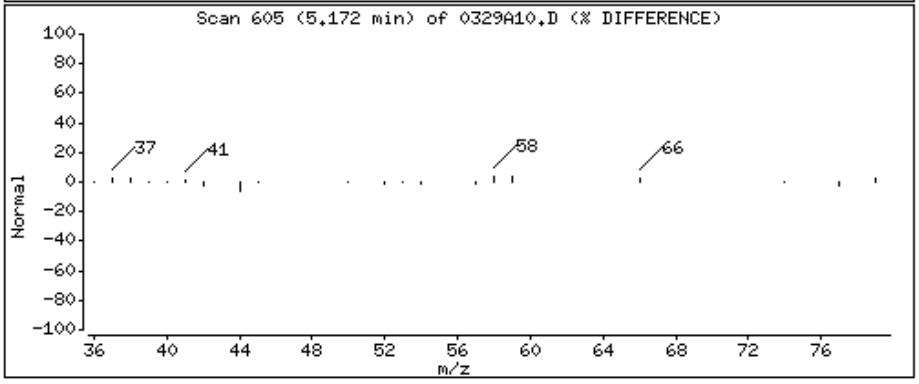

Data File: \\Orgserv2\ff\chem\GCMSVOA\Gonzo.i\140329.b\0329A10.D

Date : 29-MAR-2014 16:10

Client ID:

Instrument: Gonzo.i

Sample Info: 11406036-05,31,10,,a

Purge Volume: 10.0

Operator: PD

Column phase: Rtx-502.2

Column diameter: 0.18

27 2-butanone

Concentration: 6.579 ngs

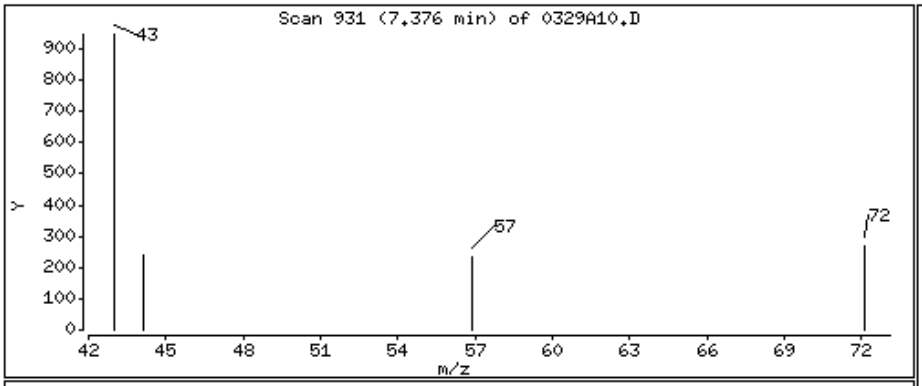

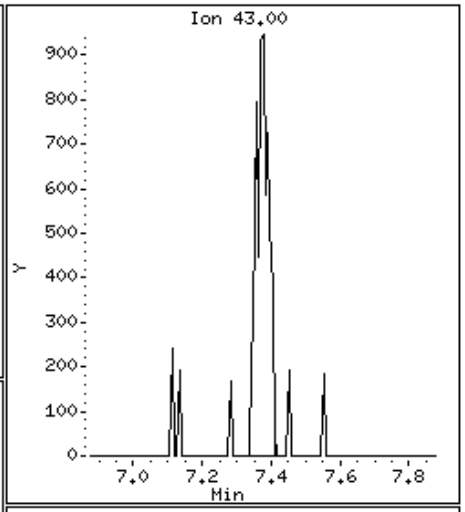

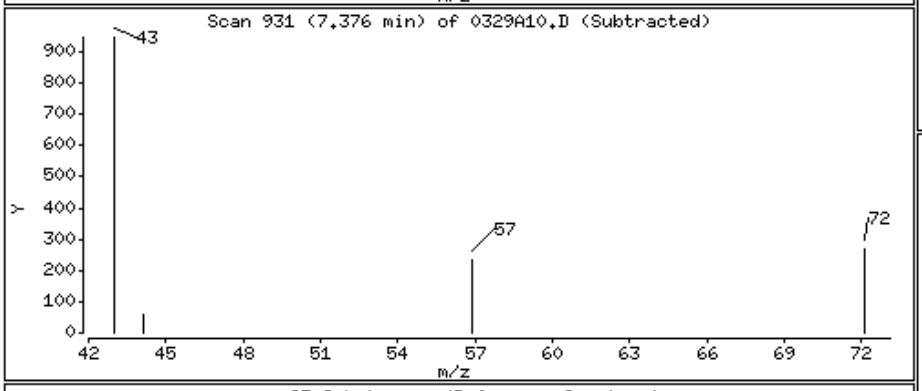

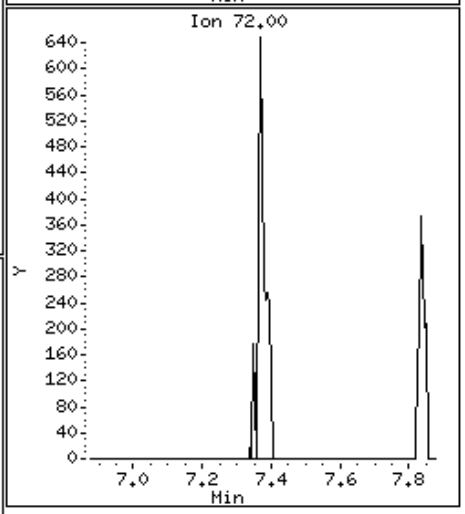

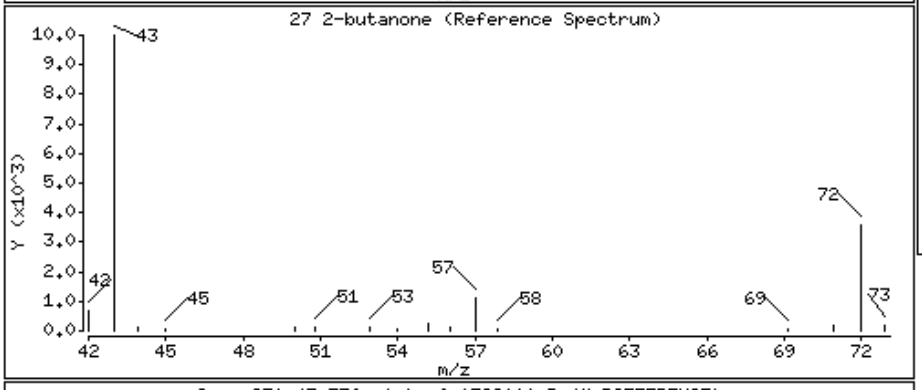

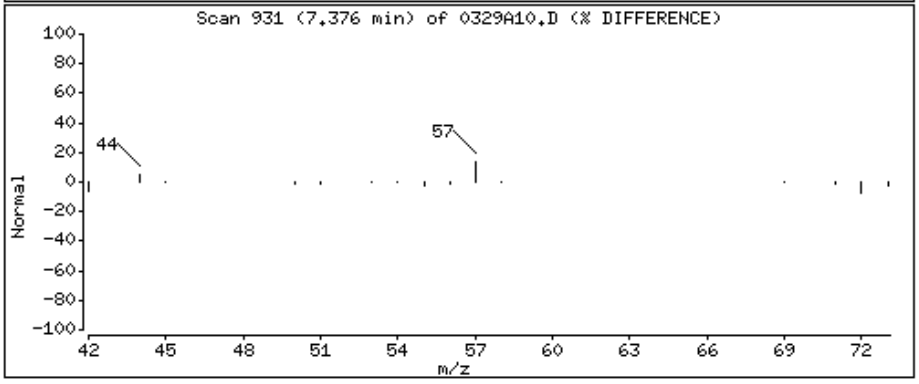

Data File: \\Orgserv2\ff\chem\GCMSVOA\Gonzo.i\140329.b\0329A10.D

Date : 29-MAR-2014 16:10

Client ID:

Instrument: Gonzo.i

Sample Info: 11406036-05,31,10,,a

Purge Volume: 10.0

Operator: PD

Column phase: Rtx-502.2

Column diameter: 0.18

31 chloroform

Concentration: 16.156 ngs

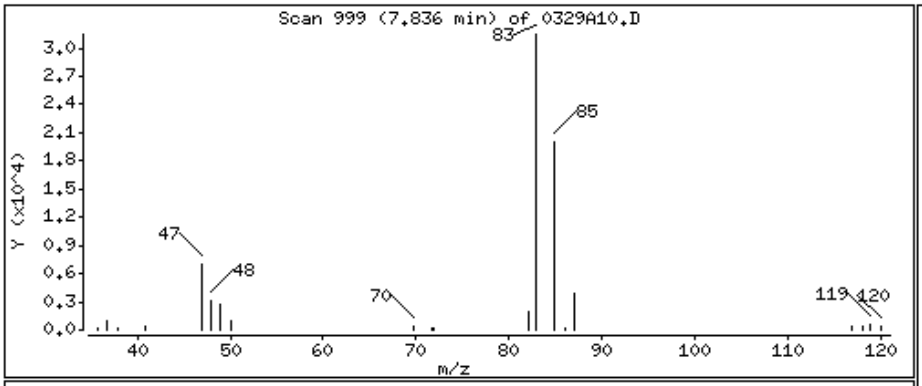

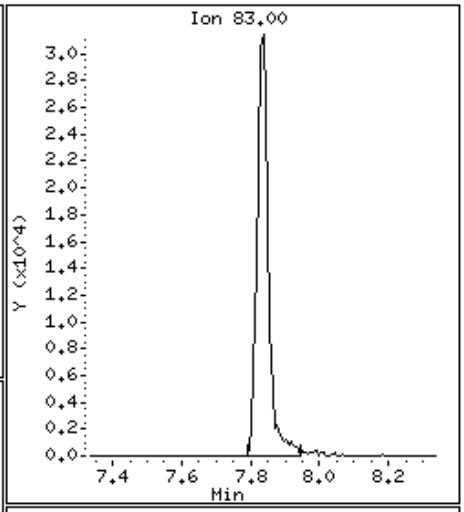

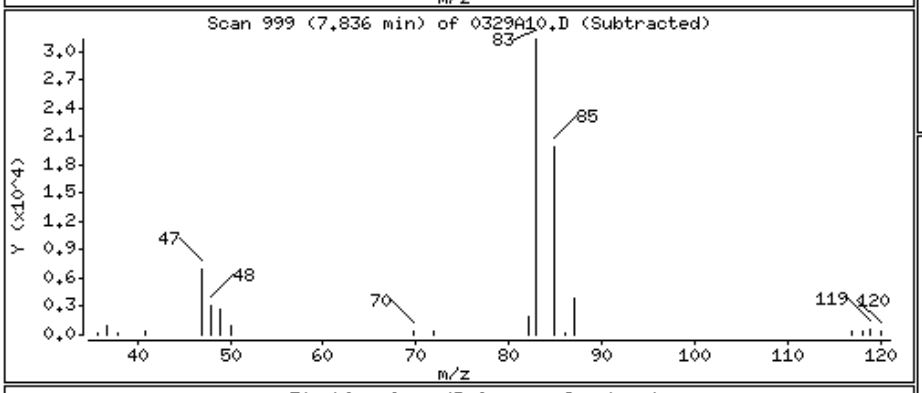

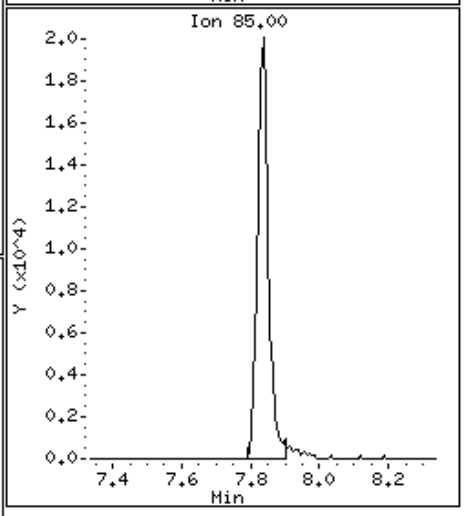

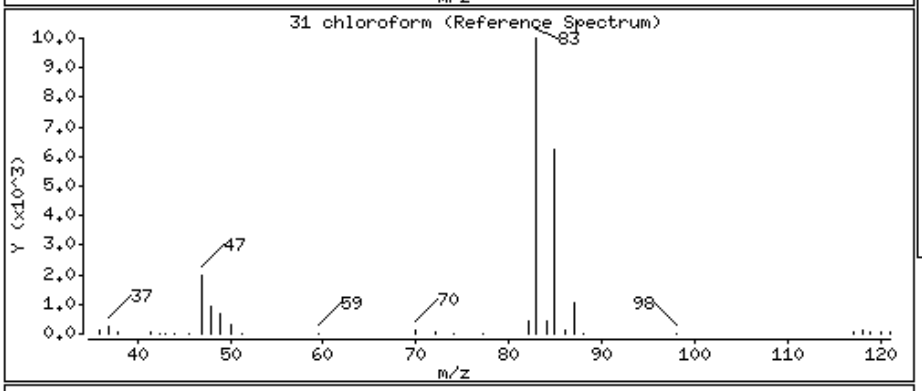

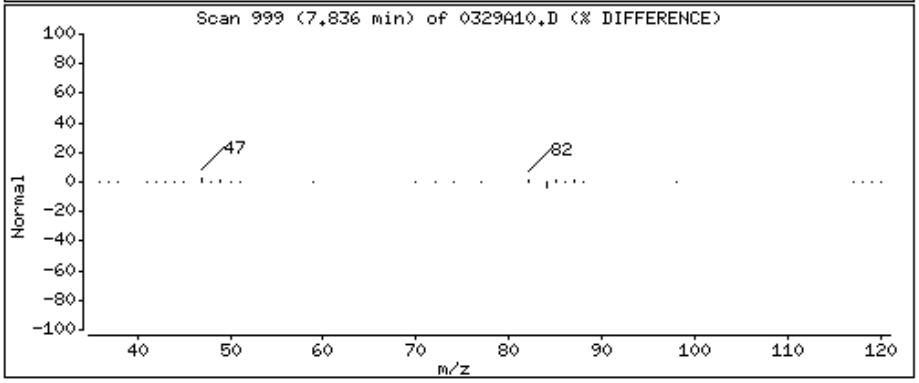

Data File: \\Orgserv2\ff\chem\GCMSVOA\Gonzo.i\140329.b\0329A10.D

Date : 29-MAR-2014 16:10

Client ID:

Instrument: Gonzo.i

Sample Info: 11406036-05,31,10,,a

Purge Volume: 10.0

Operator: PD

Column phase: Rtx-502.2

Column diameter: 0.18

44 trichloroethene

Concentration: 15.823 ngs

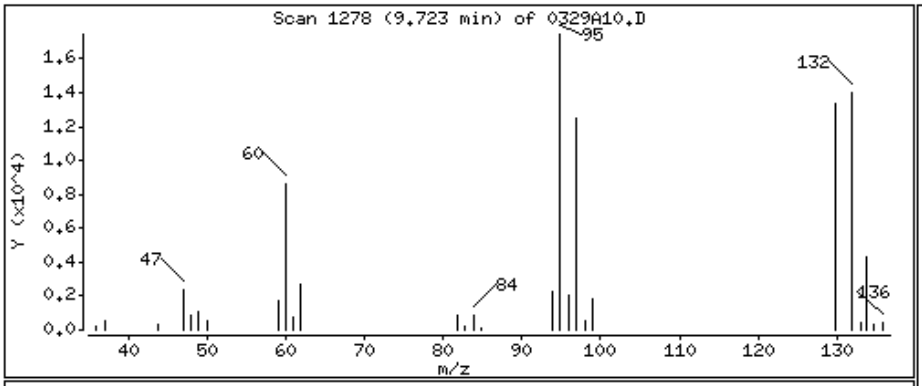

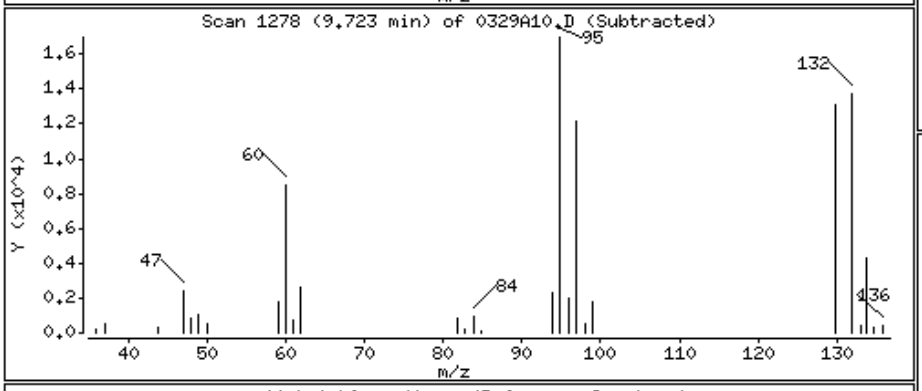

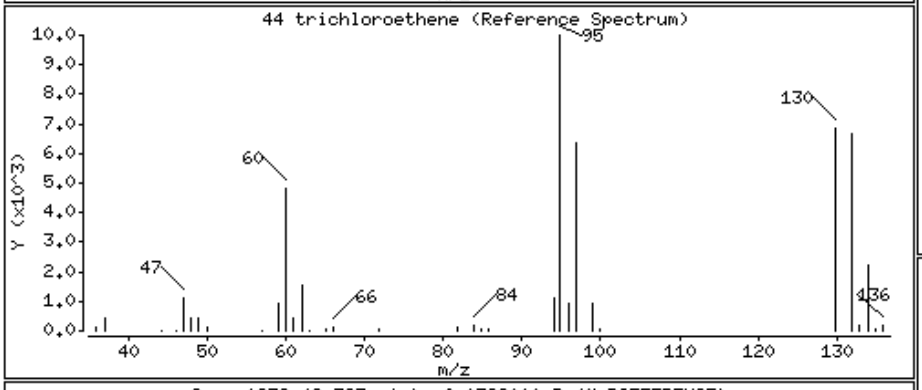

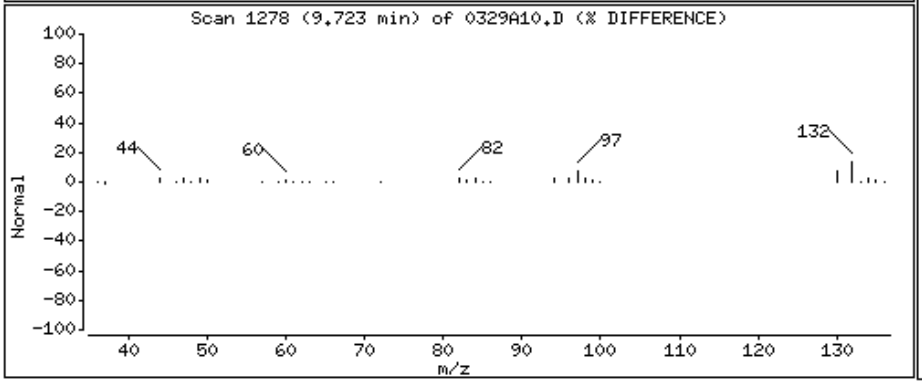

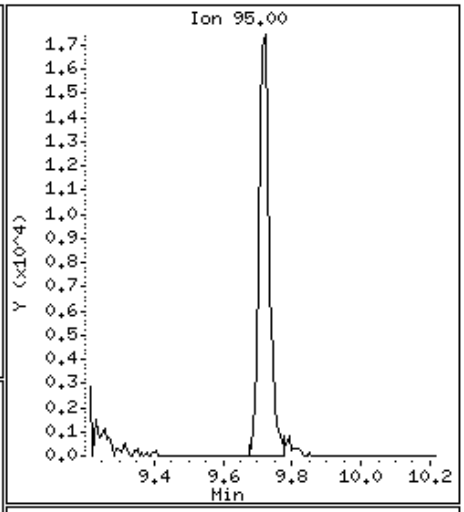

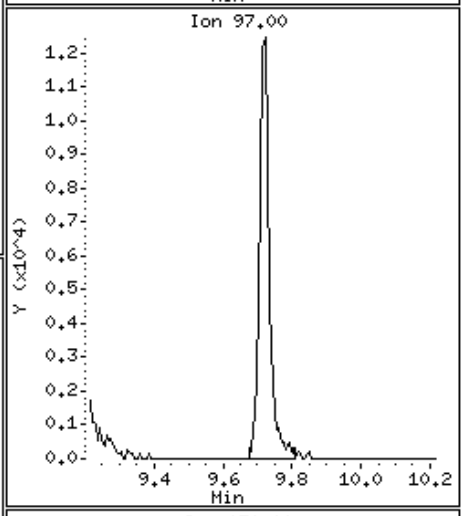

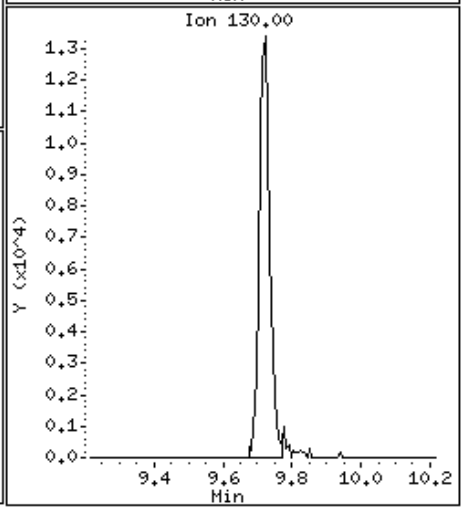

Data File: \\Orgserv2\ff\chem\GCMSVOA\Gonzo.i\140329.b\0329A10.D

Date : 29-MAR-2014 16:10

Client ID:

Instrument: Gonzo.i

Sample Info: l1406036-05,31,10,,a

Purge Volume: 10.0

Operator: PD

Column phase: Rtx-502.2

Column diameter: 0.18

62 tetrachloroethene

Concentration: 1.853 ngs

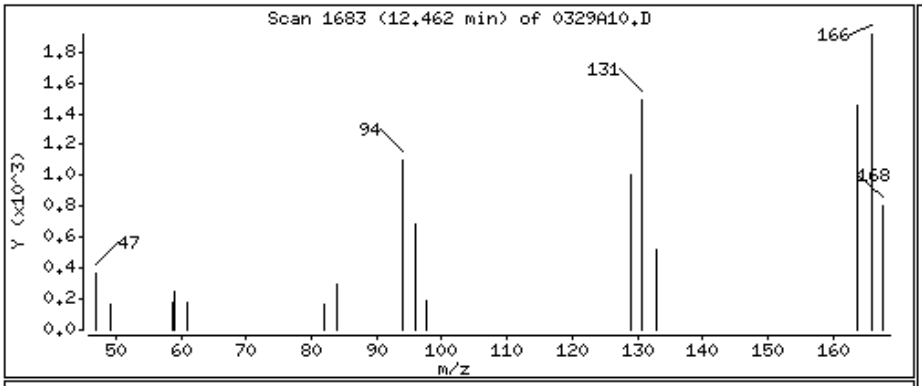

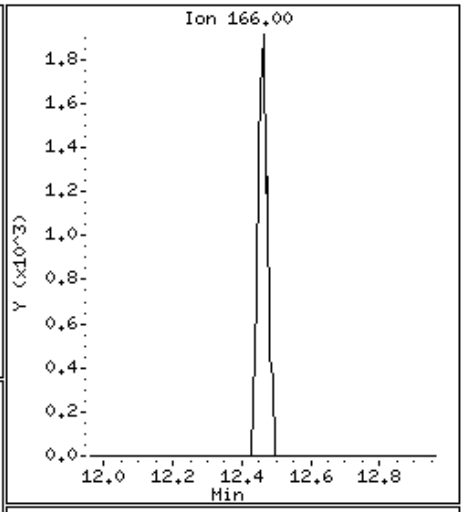

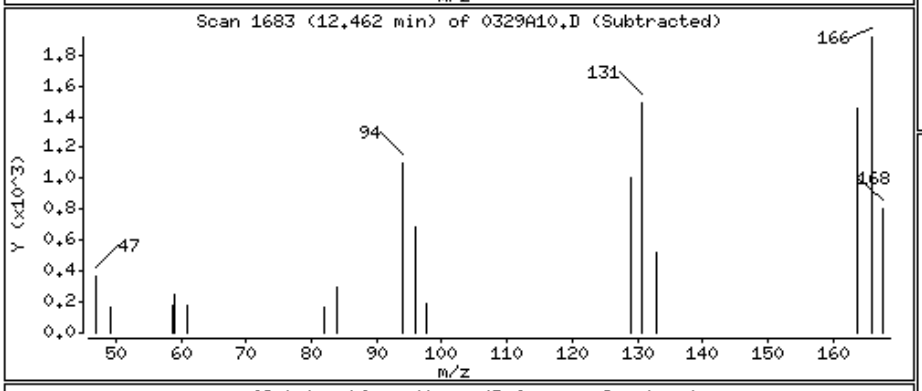

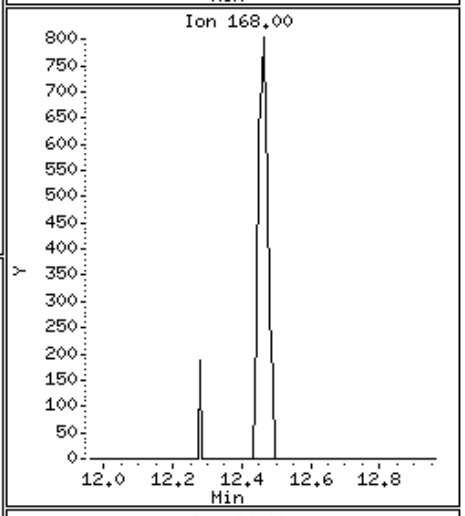

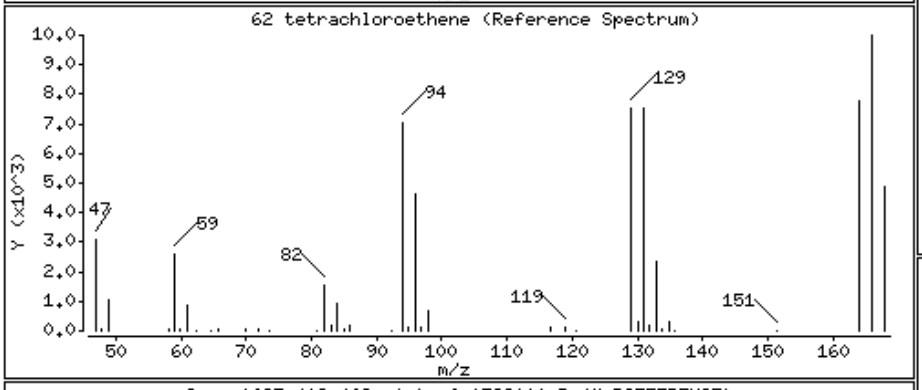

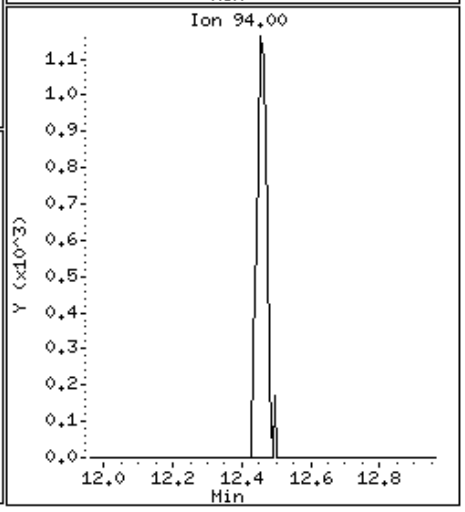

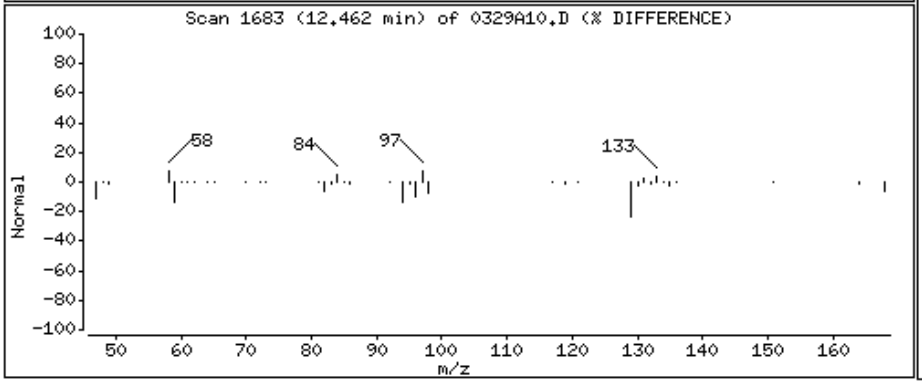

Alpha Analytical Labs

Manual Integration

Sample Info	: l1406036-05,31,10,,a wg678895,ical9343		
Instrument ID	: Gonzo.i		
Method	: v10ml8260.m		
File	: 0329A10.D		
Injection Date	: 29-MAR-2014 16:10		
Quantitation	: ISTD	Integrator :	HP RTE
Dilution Factor	: 1.00	Sample Type:	SAMPLE

This File has no version history.

//Orgserv2/ff/chem/GCMSVOA/Gonzo.i/140329.b/original/0329A10.D

Alpha Analytical Labs

gc/ms voa - VOA101

Data file : \\Orgserv2\ff\chem\GCMSVOA\Voa101.i\140329.b\0329A12.D
Lab Smp Id:
Inj Date : 29-MAR-2014 16:22
Operator : PD Inst ID: Voa101.i
Smp Info : l1406036-37,31,10,,a
Misc Info : wg678899,ical9333
Comment :
Method : \\Orgserv2\ff\chem\GCMSVOA\Voa101.i\140329.b\liq8260C.m
Meth Date : 29-Mar-2014 15:20 ppaveglio Quant Type: ISTD
Cal Date : 24-MAR-2014 14:57 Cal File: 0324A12.D
Als bottle: 12
Dil Factor: 1.00000
Integrator: HP RTE Compound Sublist: NJTCL.sub
Target Version: 4.12
Processing Host: VIRTUALXP-76524

Concentration Formula: Amt * DF * CpndVariable
Cpnd Variable Local Compound Variable

			QUANT SIG					CONCENTRATIONS ON-COLUMN	FINAL	
		Compounds	MASS	RT	EXP RT	REL RT	RESPONSE	(ngs)	(ngs)	REVIEW CODE
	1	dichlorodifluoromethane	85	Compound Not Detected.						
	2	chloromethane	50	Compound Not Detected.						
	3	vinyl chloride	62	Compound Not Detected.						
	4	bromomethane	94	Compound Not Detected.						
	5	chloroethane	64	Compound Not Detected.						
	6	trichlorofluoromethane	101	Compound Not Detected.						
	8	1,1,-dichloroethene	96	Compound Not Detected.						
	11	freon-113	101	Compound Not Detected.						
	10	carbon disulfide	76	Compound Not Detected.						
	14	methylene chloride	84	Compound Not Detected.						
	15	acetone	43	3.738	3.735	(0.600)	7131	52.7316	52.731	
	16	trans-1,2-dichloroethene	96	Compound Not Detected.						
	17	Methyl Acetate	43	Compound Not Detected.						
	18	methyl tert butyl ether	73	Compound Not Detected.						
	22	1,1-dichloroethane	63	Compound Not Detected.						
	27	cis-1,2-dichloroethene	96	Compound Not Detected.						
	29	bromochloromethane	128	Compound Not Detected.						
	30	Cyclohexane	56	Compound Not Detected.						
	31	chloroform	83	5.226	5.223	(0.839)	11414	11.1688	11.168(Q)	
	33	carbontetrachloride	117	Compound Not Detected.						
$	36	dibromofluoromethane	113	5.402	5.405	(0.868)	51268	107.816	107.816	
	37	1,1,1-trichloroethane	97	Compound Not Detected.						
	38	2-butanone	43	Compound Not Detected.						
	40	benzene	78	Compound Not Detected.						
$	42	1,2-dichloroethane-d4	65	5.944	5.941	(0.954)	59183	112.255	112.255	
	43	1,2-dichloroethane	62	Compound Not Detected.						
*	45	flourobenzene	96	6.227	6.227	(1.000)	181429	100.000		
	49	trichloroethene	95	Compound Not Detected.						

	Compounds	QUANT SIG MASS	RT	EXP RT	REL RT	RESPONSE	CONCENTRATIONS ON-COLUMN (ngs)	CONCENTRATIONS FINAL (ngs)	REVIEW CODE
	46 methyl cyclohexane	83	Compound Not Detected.						
	52 1,2-dichloropropane	63	Compound Not Detected.						
	53 bromodichloromethane	83	Compound Not Detected.						
	56 1,4-Dioxane	88	Compound Not Detected.						
	58 cis-1,3-dichloropropene	75	Compound Not Detected.						
$	59 toluene-d8	98	7.933	7.933	(0.810)	178459	92.3691	92.369	
	60 toluene	92	Compound Not Detected.						
	62 4-methyl-2-pentanone	58	Compound Not Detected.						
	63 tetrachloroethene	166	Compound Not Detected.						
	64 trans-1,3-dichloropropene	75	Compound Not Detected.						
	68 1,1,2-trichloroethane	83	Compound Not Detected.						
	69 chlorodibromomethane	129	Compound Not Detected.						
	71 1,2-dibromoethane	107	Compound Not Detected.						
	73 2-hexanone	43	Compound Not Detected.						
*	74 chlorobenzene-d5	117	9.789	9.786	(1.000)	143240	100.000		
	75 chlorobenzene	112	Compound Not Detected.						
	76 ethyl benzene	91	Compound Not Detected.						
	78 p/m xylene	106	Compound Not Detected.						
	79 o xylene	106	Compound Not Detected.						
	80 styrene	104	Compound Not Detected.						
	81 bromoform	173	Compound Not Detected.						
	82 isopropylbenzene	105	Compound Not Detected.						
$	83 4-bromofluorobenzene	95	11.254	11.251	(0.904)	65082	101.647	101.646	
	88 1,1,2,2,-tetrachloroethane	83	Compound Not Detected.						
	99 1,3-dichlorobenzene	146	Compound Not Detected.						
*	100 1,4-dichlorobenzene-d4	152	12.444	12.441	(1.000)	61920	100.000		
	101 1,4-dichlorobenzene	146	Compound Not Detected.						
	104 1,2-dichlorobenzene	146	Compound Not Detected.						
	106 1,2-dibromo-3-chloropropane	75	Compound Not Detected.						
	109 1,2,4-trichlorobenzene	180	Compound Not Detected.						
	111 1,2,3-trichlorobenzene	180	Compound Not Detected.						

QC Flag Legend

Q - Qualifier signal failed the ratio test.

Alpha Analytical Labs

gc/ms voa - VOA101

Data file : \\Orgserv2\ff\chem\GCMSVOA\Voa101.i\140329.b\0329A12.D
Lab Smp Id:
Inj Date : 29-MAR-2014 16:22
Operator : PD Inst ID: Voa101.i
Smp Info : l1406036-37,31,10,,a
Misc Info : wg678899,ical9333
Comment :
Method : \\Orgserv2\ff\chem\GCMSVOA\Voa101.i\140329.b\liq8260C.m
Meth Date : 29-Mar-2014 15:20 ppaveglio Quant Type: ISTD
Cal Date : 24-MAR-2014 14:57 Cal File: 0324A12.D
Als bottle: 12
Dil Factor: 1.00000
Integrator: HP RTE Compound Sublist: NJTCL.sub
Target Version: 4.12
Processing Host: VIRTUALXP-76524

- NO TENTATIVELY IDENTIFIED COMPOUNDS -

Alpha Analytical Labs

INTERNAL STANDARD COMPOUNDS
AREA AND RT SUMMARY

Instrument ID: Voa101.i
Lab File ID: 0329A12.D
Lab Smp Id:
Analysis Type: VOA
Quant Type: ISTD
Operator: PD
Method File: \\Orgserv2\ff\chem\GCMSVOA\Voa101.i\140329.b\liq8260C.m
Misc Info: wg678899,ical9333

Calibration Date: 29-MAR-2014
Calibration Time: 11:27
Level: LOW
Sample Type: WATER

Test Mode:
Use Last Continuing Calibrator.
If Continuing Cal. use Initial Cal. Level 3

		AREA LIMIT			
COMPOUND	STANDARD	LOWER	UPPER	SAMPLE	%DIFF
45 flourobenzene	220923	110462	441846	181429	-17.88
74 chlorobenzene-d5	175802	87901	351604	143240	-18.52
100 1,4-dichlorobenze	84508	42254	169016	61920	-26.73

		RT LIMIT			
COMPOUND	STANDARD	LOWER	UPPER	SAMPLE	%DIFF
45 flourobenzene	6.23	5.73	6.73	6.23	0.00
74 chlorobenzene-d5	9.79	9.29	10.29	9.79	0.03
100 1,4-dichlorobenze	12.44	11.94	12.94	12.44	0.02

AREA UPPER LIMIT = +100% of internal standard area.
AREA LOWER LIMIT = - 50% of internal standard area.
RT UPPER LIMIT = + 0.50 minutes of internal standard RT.
RT LOWER LIMIT = - 0.50 minutes of internal standard RT.

Alpha Analytical Labs

RECOVERY REPORT

Client Name: Client SDG: SDGa00307
Sample Matrix: LIQUID Fraction: VOA
Lab Smp Id:
Level: LOW Operator: PD
Data Type: MS DATA SampleType: SAMPLE
SpikeList File: curveallim.spk Quant Type: ISTD
Sublist File: NJTCL.sub
Method File: \\Orgserv2\ff\chem\GCMSVOA\Voa101.i\140329.b\liq8260C.m
Misc Info: wg678899,ical9333

SURROGATE COMPOUND	AMOUNT ADDED ngs	AMOUNT RECOVERED ngs	% RECOVERED	LIMITS
$ 36 dibromofluorometha	100.000	107.816	107.82	70-130
$ 42 1,2-dichloroethane	100.000	112.255	112.26	70-130
$ 59 toluene-d8	100.000	92.369	92.37	70-130
$ 83 4-bromofluorobenze	100.000	101.646	101.65	70-130

Data File: \\Orgserv2\ff\chem\GCMSVOA\Voa101.i\140329.b\0329A12.D
Date : 29-MAR-2014 16:22
Client ID:
Sample Info: 11406036-37,31,10,,a
Purge Volume: 10.0
Column phase:

Instrument: Voa101.i
Operator: PD
Column diameter: 0.18

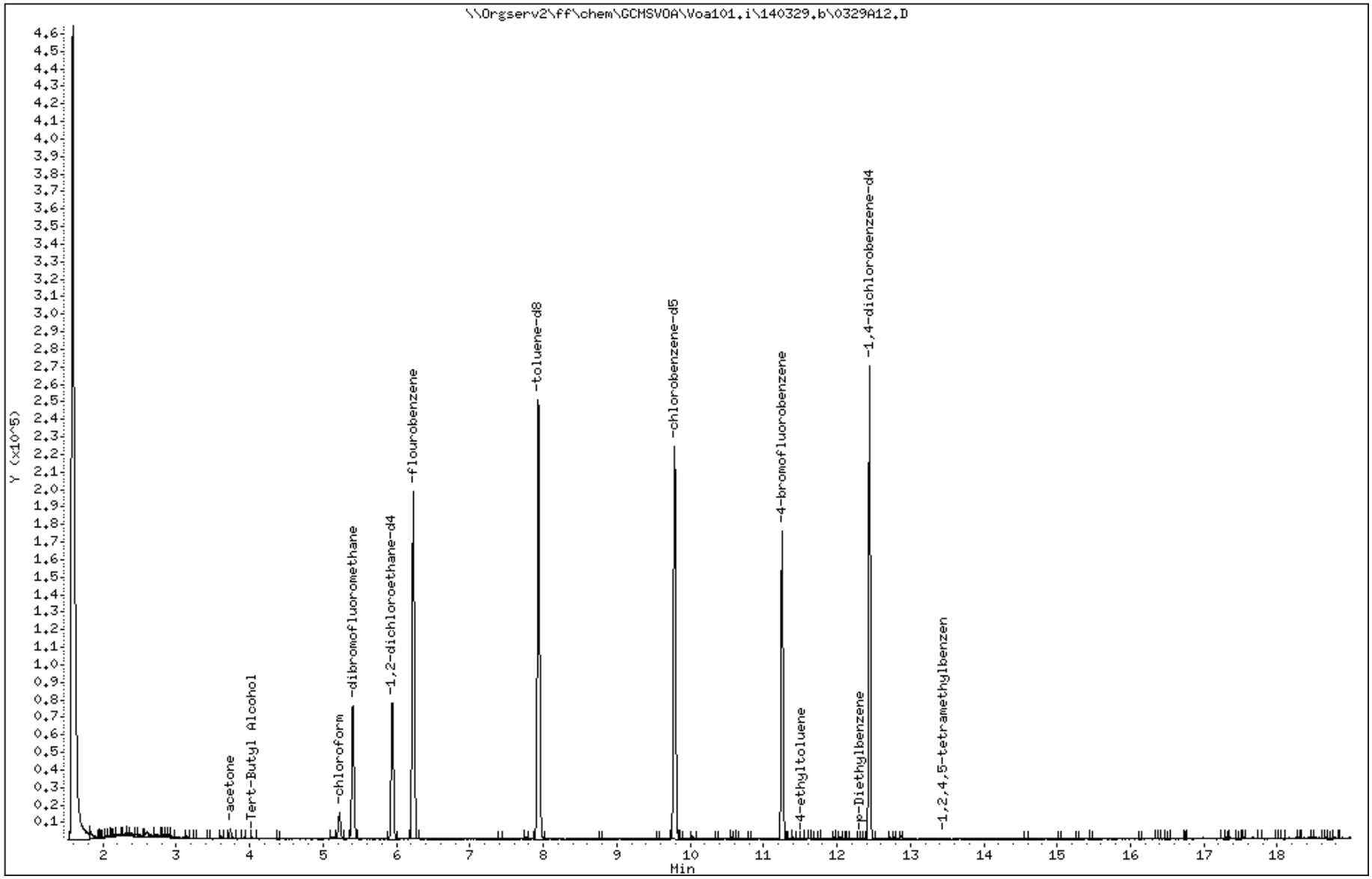

Data File: \\Orgserv2\ff\chem\GCMSVOA\Voa101.i\140329.b\0329A12.D

Date : 29-MAR-2014 16:22

Client ID:

Instrument: Voa101.i

Sample Info: 11406036-37,31,10,,a

Purge Volume: 10.0

Operator: PD

Column phase:

Column diameter: 0.18

15 acetone

Concentration: 52.731 ngs

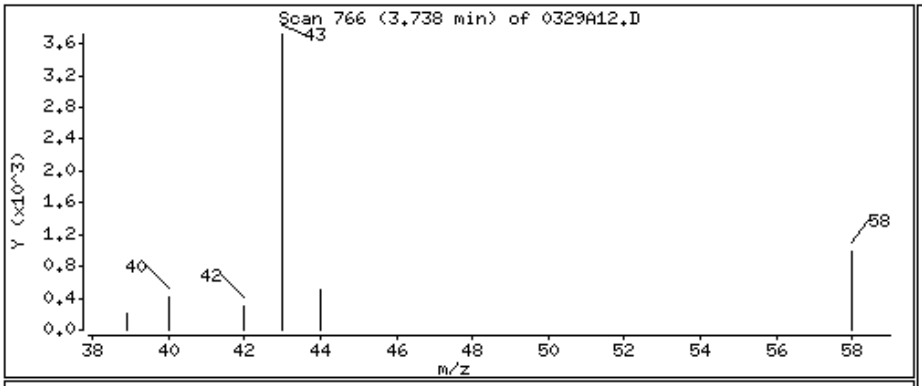

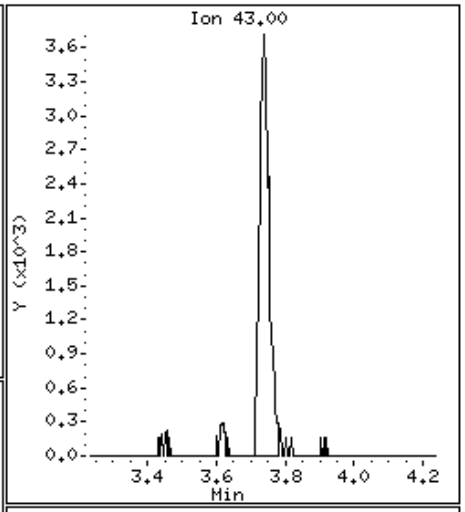

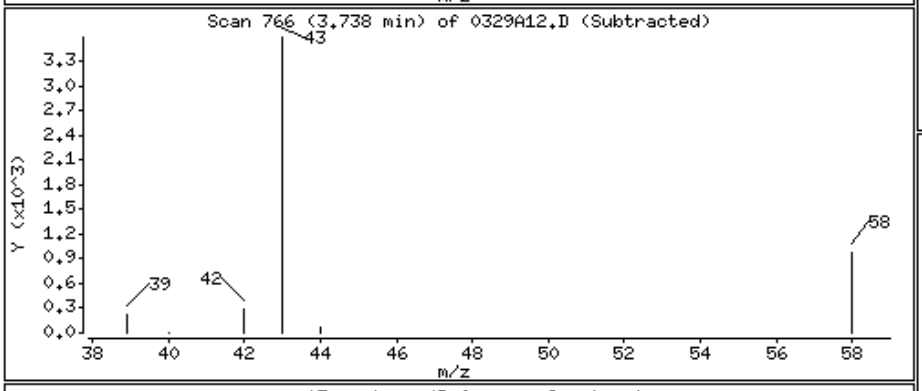

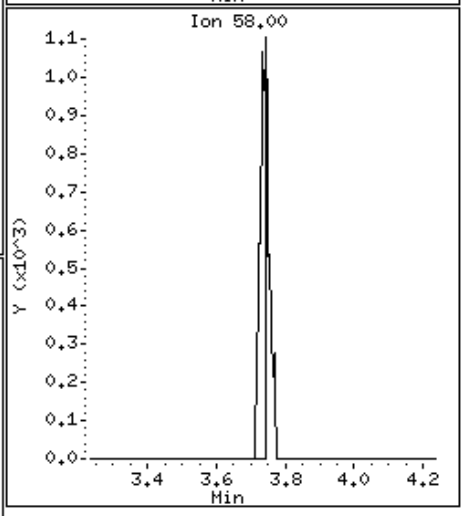

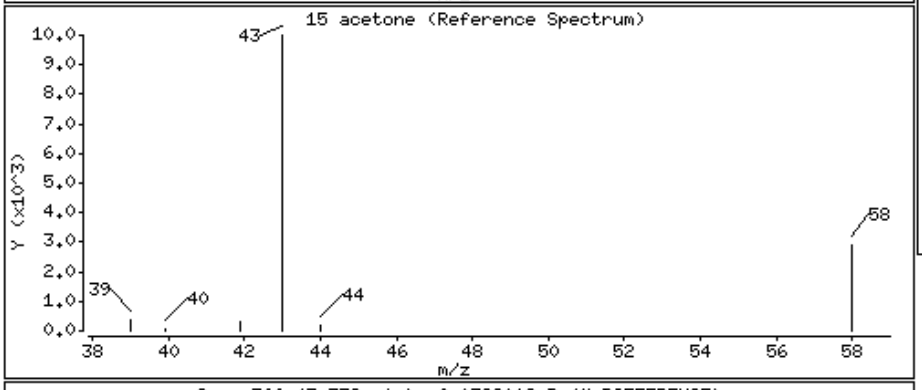

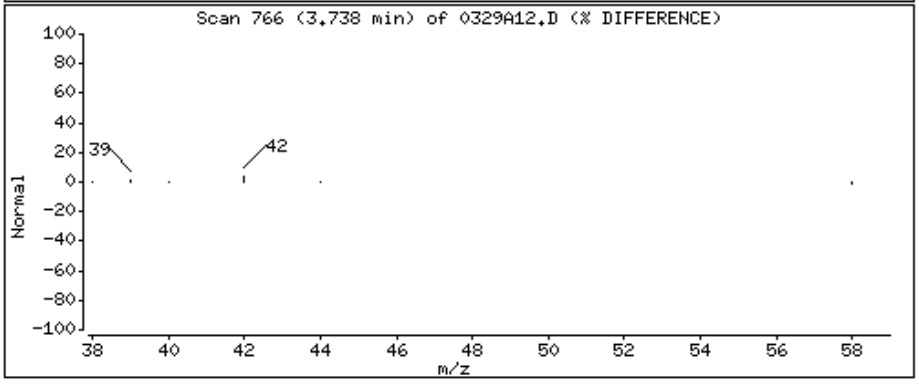

Data File: \\Orgserv2\ff\chem\GCMSVOA\Voa101.i\140329.b\0329A12.D

Date : 29-MAR-2014 16:22

Client ID:

Instrument: Voa101.i

Sample Info: 11406036-37,31,10,,a

Purge Volume: 10.0

Operator: PD

Column phase:

Column diameter: 0.18

31 chloroform

Concentration: 11.168 ngs

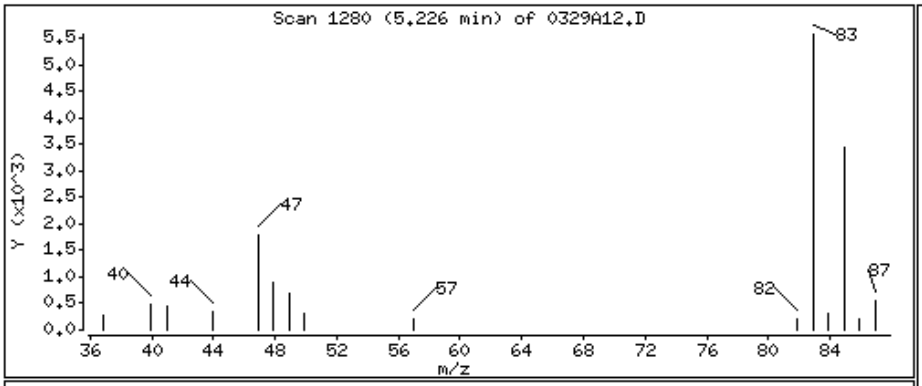

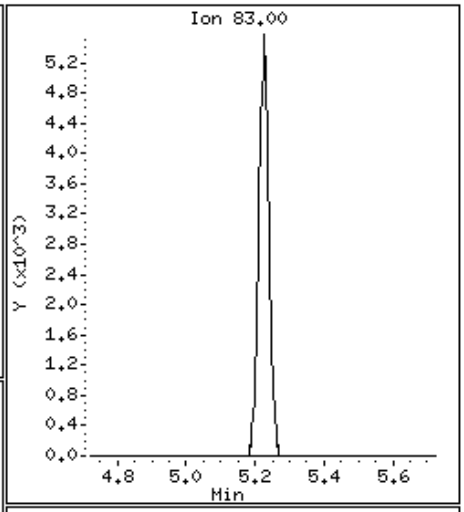

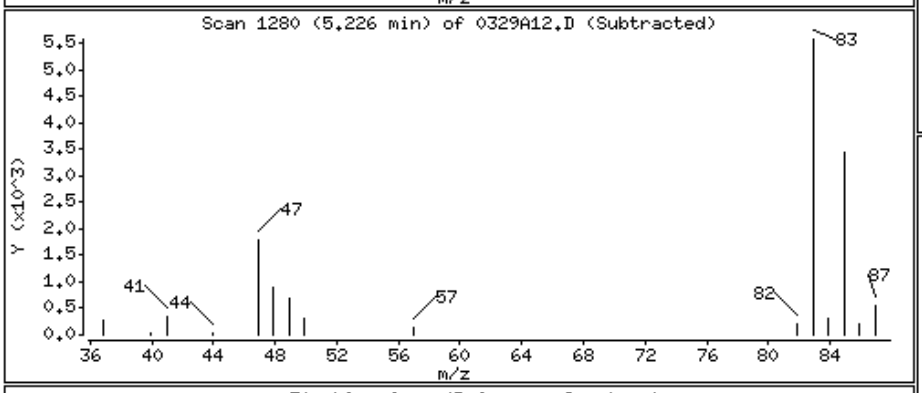

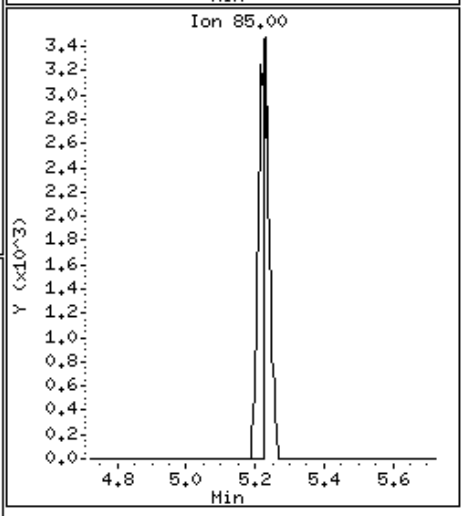

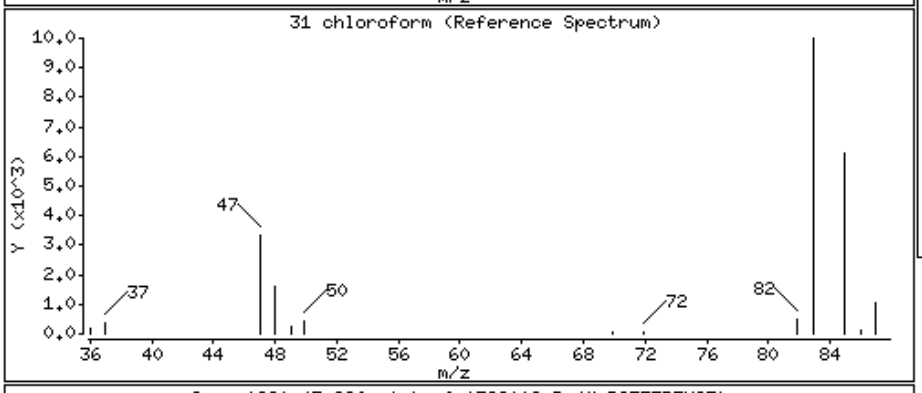

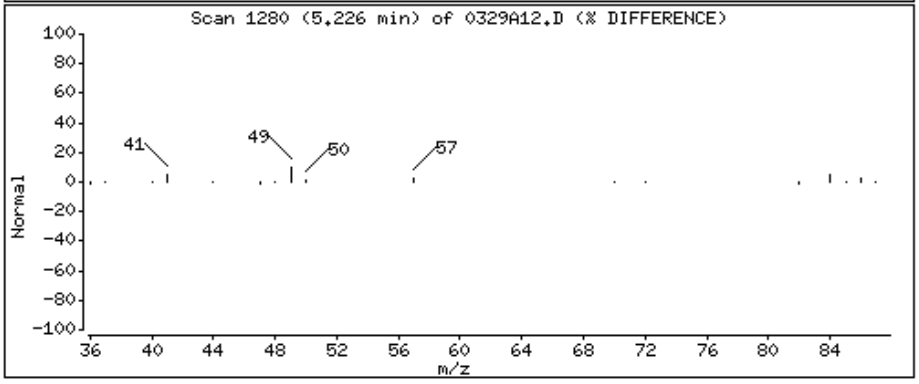

Alpha Analytical Labs

Manual Integration

Sample Info	: l1406036-37,31,10,,a wg678899,ical9333		
Instrument ID	: Voa101.i		
Method	: liq8260C.m		
File	: 0329A12.D		
Injection Date	: 29-MAR-2014 16:22		
Quantitation	: ISTD	Integrator :	HP RTE
Dilution Factor	: 1.00	Sample Type:	SAMPLE

This File has no version history.

//Orgserv2/ff/chem/GCMSVOA/Voa101.i/140329.b/original/0329A12.D

Alpha Analytical Labs

gc/ms voa - Elaine

Data file : \\Orgserv2\ff\chem\GCMSVOA\Elaine.i\140329.b\0329A11.D
Lab Smp Id:
Inj Date : 29-MAR-2014 16:27
Operator : PD Inst ID: Elaine.i
Smp Info : l1406036-19,31,10,,a
Misc Info : wg678962,ical9341
Comment :
Method : \\Orgserv2\ff\chem\GCMSVOA\Elaine.i\140329.b\liq8260C.m
Meth Date : 30-Mar-2014 21:28 pduczmalew Quant Type: ISTD
Cal Date : 24-MAR-2014 23:22 Cal File: 0324A06.D
Als bottle: 1
Dil Factor: 1.00000
Integrator: HP RTE Compound Sublist: NJTCL.sub
Target Version: 4.12
Processing Host: VIRTUALXP-76524

Concentration Formula: Amt * DF * CpndVariable
Cpnd Variable Local Compound Variable

	Compounds	QUANT SIG MASS	RT	EXP RT	REL RT	RESPONSE	CONCENTRATIONS ON-COLUMN (ngs)	FINAL (ngs)	REVIEW CODE
	1 dichlorodifluoromethane	85	Compound Not Detected.						
	2 chloromethane	50	Compound Not Detected.						
	3 vinyl chloride	62	Compound Not Detected.						
	4 bromomethane	94	Compound Not Detected.						
	5 chloroethane	64	Compound Not Detected.						
	6 trichlorofluoromethane	101	Compound Not Detected.						
	9 freon-113	101	4.325	4.335	(0.479)	1560	4.41903	4.419	
	10 acetone	43	4.377	4.377	(0.485)	5225	60.5677	60.567	
	11 1,1,-dichloroethene	96	Compound Not Detected.						
	13 Methyl Acetate	43	Compound Not Detected.						
	14 methylene chloride	84	Compound Not Detected.						
	15 carbon disulfide	76	Compound Not Detected.						
	17 methyl tert butyl ether	73	Compound Not Detected.						
	19 trans-1,2-dichloroethene	96	Compound Not Detected.						
	23 1,1-dichloroethane	63	Compound Not Detected.						
	26 2-butanone	43	Compound Not Detected.						
	29 cis-1,2-dichloroethene	96	Compound Not Detected.						
	30 chloroform	83	7.469	7.469	(0.827)	7330	10.1418	10.141	
	31 bromochloromethane	128	Compound Not Detected.						
$	34 dibromofluoromethane	113	7.786	7.786	(0.862)	34706	95.0857	95.085	
	36 1,1,1-trichloroethane	97	Compound Not Detected.						
	37 Cyclohexane	56	Compound Not Detected.						
	39 carbontetrachloride	117	Compound Not Detected.						
$	41 1,2-dichloroethane-d4	65	8.535	8.535	(0.945)	44988	102.556	102.556	
	42 1,2-dichloroethane	62	Compound Not Detected.						
	43 benzene	78	Compound Not Detected.						
*	45 flourobenzene	96	9.031	9.031	(1.000)	157800	100.000		
	47 trichloroethene	95	9.654	9.654	(1.069)	2964	7.02079	7.020	
	48 methyl cyclohexane	83	Compound Not Detected.						

	Compounds	QUANT SIG MASS	RT	EXP RT	REL RT	RESPONSE	CONCENTRATIONS ON-COLUMN (ngs)	CONCENTRATIONS FINAL (ngs)	REVIEW CODE
	49 1,2-dichloropropane	63	Compound Not Detected.						
	50 bromodichloromethane	83	Compound Not Detected.						
	51 1,4-Dioxane	88	Compound Not Detected.						
	54 4-methyl-2-pentanone	58	Compound Not Detected.						
	57 cis-1,3-dichloropropene	75	Compound Not Detected.						
$	58 toluene-d8	98	11.553	11.564	(0.820)	177521	101.412	101.411	
	59 toluene	92	Compound Not Detected.						
	62 trans-1,3-dichloropropene	75	Compound Not Detected.						
	64 2-hexanone	43	Compound Not Detected.						
	63 1,1,2-trichloroethane	83	Compound Not Detected.						
	66 tetrachloroethene	166	12.777	12.777	(0.907)	2739	6.90916	6.909	
	67 chlorodibromomethane	129	Compound Not Detected.						
	68 1,2-dibromoethane	107	Compound Not Detected.						
*	69 chlorobenzene-d5	117	14.086	14.086	(1.000)	138301	100.000		
	70 chlorobenzene	112	Compound Not Detected.						
	72 ethyl benzene	91	Compound Not Detected.						
	73 p/m xylene	106	Compound Not Detected.						
	74 o xylene	106	Compound Not Detected.						
	75 styrene	104	Compound Not Detected.						
	76 isopropylbenzene	105	Compound Not Detected.						
	77 bromoform	173	Compound Not Detected.						
	79 1,1,2,2,-tetrachloroethane	83	Compound Not Detected.						
$	80 4-bromofluorobenzene	95	16.218	16.218	(0.883)	81005	98.8408	98.840	
	93 1,3-dichlorobenzene	146	Compound Not Detected.						
*	94 1,4-dichlorobenzene-d4	152	18.360	18.360	(1.000)	66914	100.000		
	95 1,4-dichlorobenzene	146	Compound Not Detected.						
	98 1,2-dichlorobenzene	146	Compound Not Detected.						
	100 1,2-dibromo-3-chloropropane	75	Compound Not Detected.						
	102 1,2,4-trichlorobenzene	180	Compound Not Detected.						
	105 1,2,3-trichlorobenzene	180	Compound Not Detected.						

Alpha Analytical Labs

gc/ms voa - Elaine

Data file : \\Orgserv2\ff\chem\GCMSVOA\Elaine.i\140329.b\0329A11.D
Lab Smp Id:
Inj Date : 29-MAR-2014 16:27
Operator : PD Inst ID: Elaine.i
Smp Info : l1406036-19,31,10,,a
Misc Info : wg678962,ical9341
Comment :
Method : \\Orgserv2\ff\chem\GCMSVOA\Elaine.i\140329.b\liq8260C.m
Meth Date : 30-Mar-2014 21:28 pduczmalew Quant Type: ISTD
Cal Date : 24-MAR-2014 23:22 Cal File: 0324A06.D
Als bottle: 1
Dil Factor: 1.00000
Integrator: HP RTE Compound Sublist: NJTCL.sub
Target Version: 4.12
Processing Host: VIRTUALXP-76524

- NO TENTATIVELY IDENTIFIED COMPOUNDS -

Alpha Analytical Labs

INTERNAL STANDARD COMPOUNDS
AREA AND RT SUMMARY

Instrument ID: Elaine.i
Lab File ID: 0329A11.D
Lab Smp Id:
Analysis Type: VOA
Quant Type: ISTD
Operator: PD
Method File: \\Orgserv2\ff\chem\GCMSVOA\Elaine.i\140329.b\liq8260C.m
Misc Info: wg678962,ical9341

Calibration Date: 29-MAR-2014
Calibration Time: 11:14
Level: LOW
Sample Type: WATER

Test Mode:
Use Last Continuing Calibrator.
If Continuing Cal. use Initial Cal. Level 3

		AREA LIMIT			
COMPOUND	STANDARD	LOWER	UPPER	SAMPLE	%DIFF
45 flourobenzene	216817	108409	433634	157800	-27.22
69 chlorobenzene-d5	183807	91904	367614	138301	-24.76
94 1,4-dichlorobenze	94614	47307	189228	66914	-29.28

		RT LIMIT			
COMPOUND	STANDARD	LOWER	UPPER	SAMPLE	%DIFF
45 flourobenzene	9.03	8.53	9.53	9.03	0.00
69 chlorobenzene-d5	14.09	13.59	14.59	14.09	0.00
94 1,4-dichlorobenze	18.36	17.86	18.86	18.36	0.00

AREA UPPER LIMIT = +100% of internal standard area.
AREA LOWER LIMIT = - 50% of internal standard area.
RT UPPER LIMIT = + 0.50 minutes of internal standard RT.
RT LOWER LIMIT = - 0.50 minutes of internal standard RT.

Alpha Analytical Labs

RECOVERY REPORT

Client Name: Client SDG: SDGa00307
Sample Matrix: LIQUID Fraction: VOA
Lab Smp Id:
Level: LOW Operator: PD
Data Type: MS DATA SampleType: SAMPLE
SpikeList File: curveall.spk Quant Type: ISTD
Sublist File: NJTCL.sub
Method File: \\Orgserv2\ff\chem\GCMSVOA\Elaine.i\140329.b\liq8260C.m
Misc Info: wg678962,ical9341

SURROGATE COMPOUND	AMOUNT ADDED ngs	AMOUNT RECOVERED ngs	% RECOVERED	LIMITS
$ 34 dibromofluorometha	100.000	95.085	95.09	70-130
$ 41 1,2-dichloroethane	100.000	102.556	102.56	70-130
$ 58 toluene-d8	100.000	101.411	101.41	70-130
$ 80 4-bromofluorobenze	100.000	98.840	98.84	70-130

Data File: \\Orgserv2\ff\chem\GCMSVOA\Elaine.i\140329.b\0329A11.D
Date : 29-MAR-2014 16:27
Client ID:
Sample Info: 11406036-19,31,10,,a
Purge Volume: 10.0
Column phase:

Instrument: Elaine.i
Operator: PD
Column diameter: 0.18

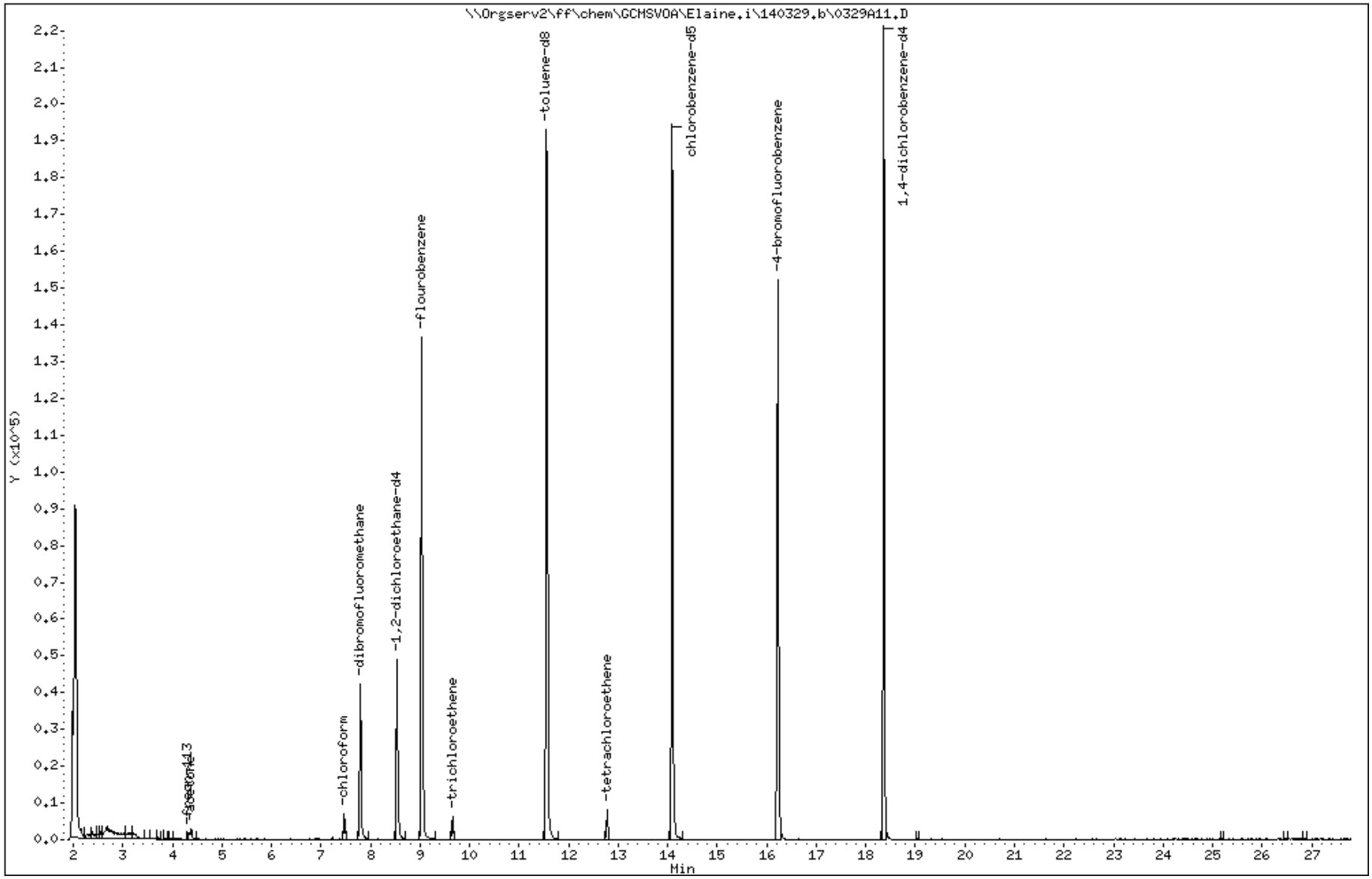

Data File: \\Orgserv2\ff\chem\GCMSVOA\Elaine.i\140329.b\0329A11.D

Date : 29-MAR-2014 16:27

Client ID:

Instrument: Elaine.i

Sample Info: l1406036-19,31,10,,a

Purge Volume: 10.0

Operator: PD

Column phase:

Column diameter: 0.18

9 freon-113

Concentration: 4.419 ngs

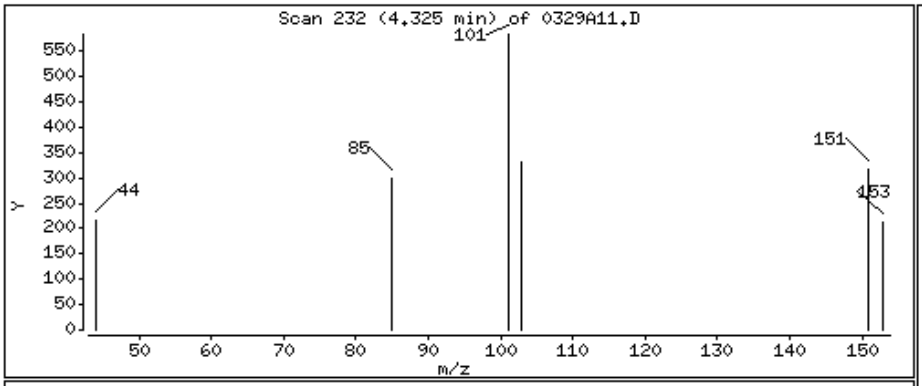

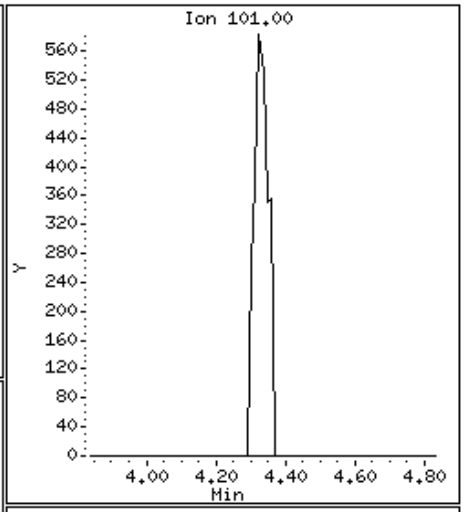

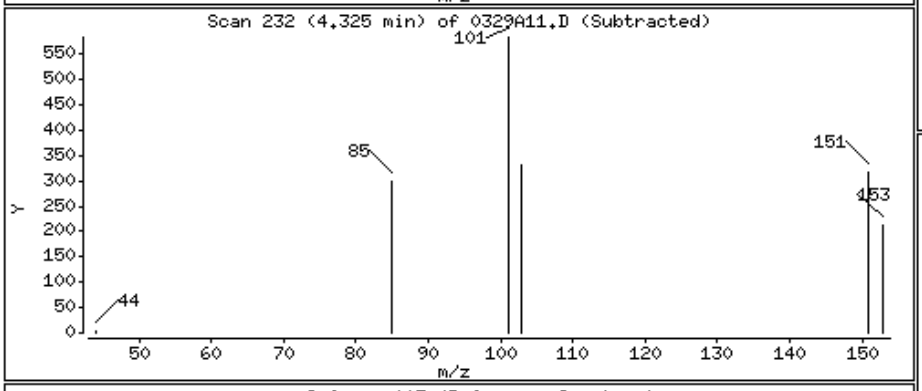

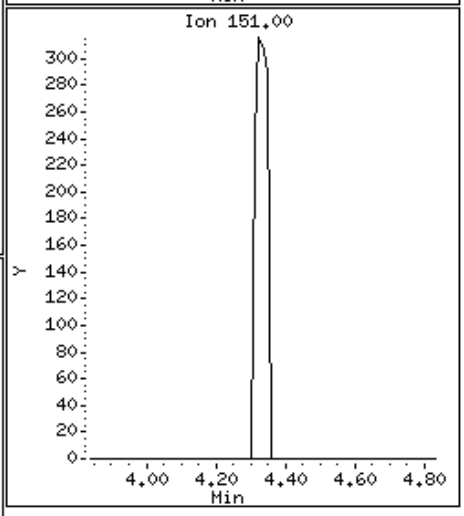

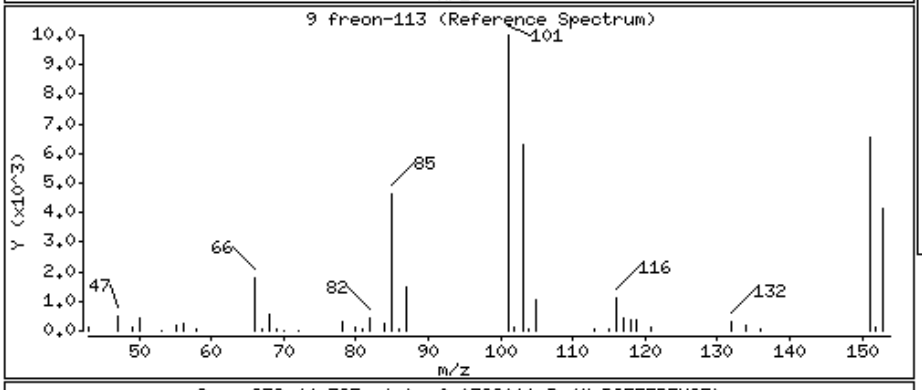

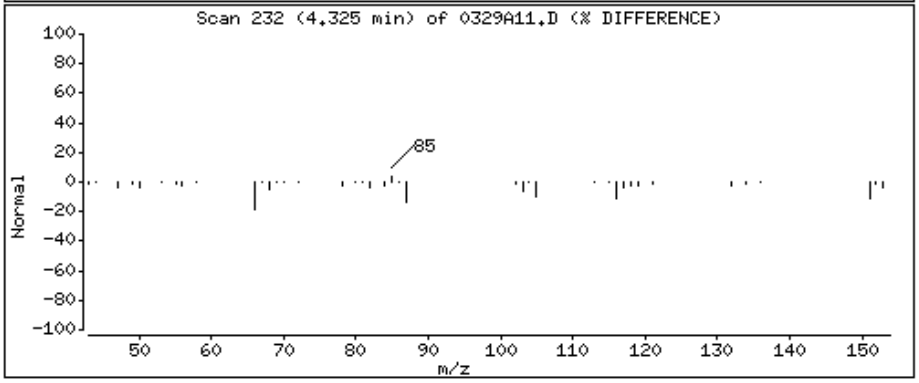

Data File: \\Orgserv2\ff\chem\GCMSVOA\Elaine.i\140329.b\0329A11.D

Date : 29-MAR-2014 16:27

Client ID:

Instrument: Elaine.i

Sample Info: 11406036-19,31,10,,a

Purge Volume: 10.0

Operator: PD

Column phase:

Column diameter: 0.18

10 acetone

Concentration: 60.567 ngs

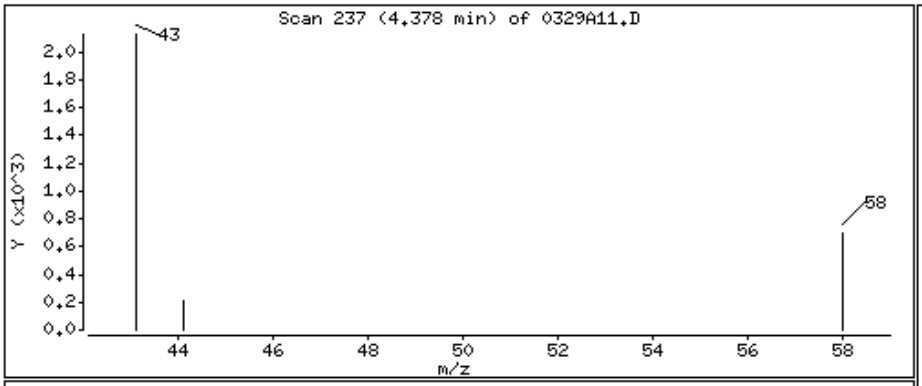

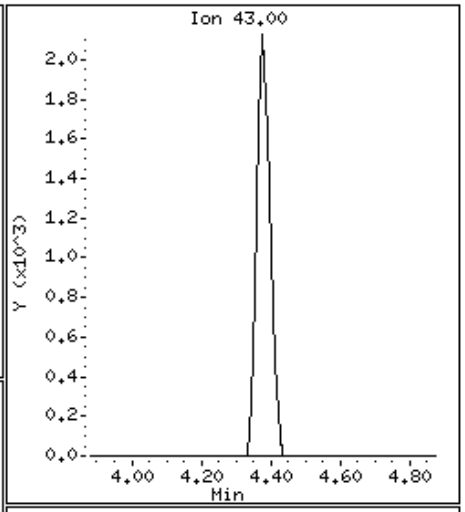

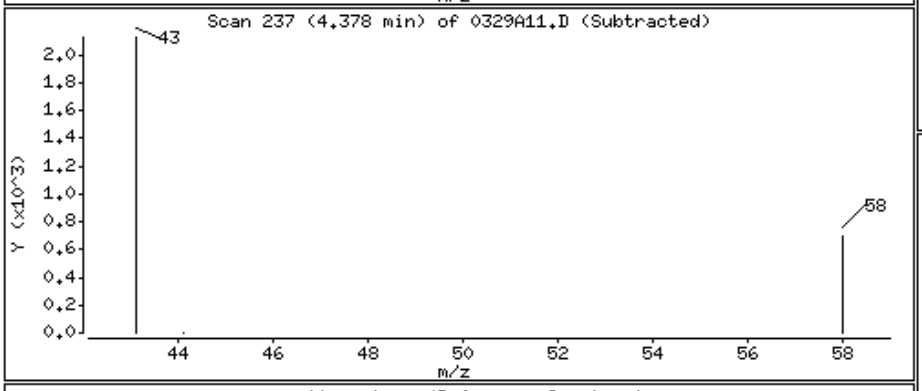

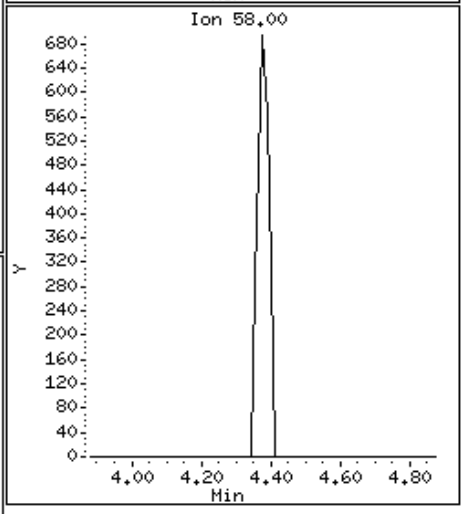

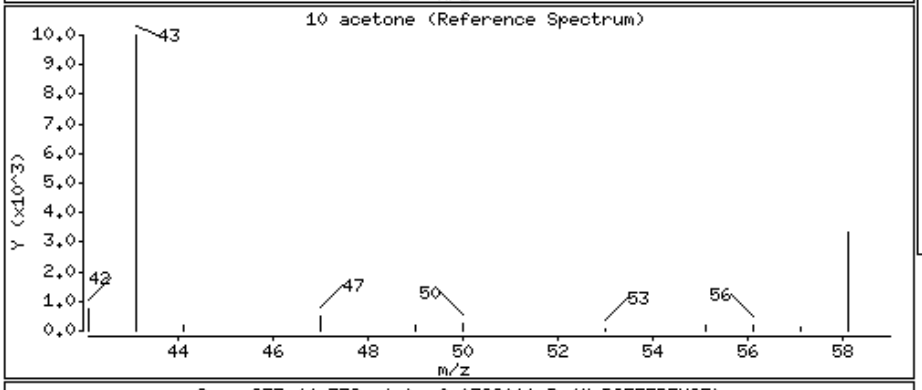

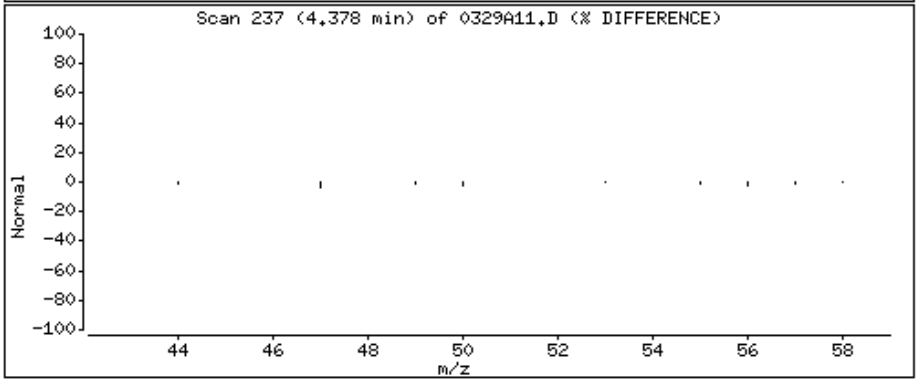

Data File: \\Orgserv2\ff\chem\GCMSVOA\Elaine.i\140329.b\0329A11.D

Date : 29-MAR-2014 16:27

Client ID:

Instrument: Elaine.i

Sample Info: 11406036-19,31,10,,a

Purge Volume: 10.0

Operator: PD

Column phase:

Column diameter: 0.18

30 chloroform

Concentration: 10.141 ngs

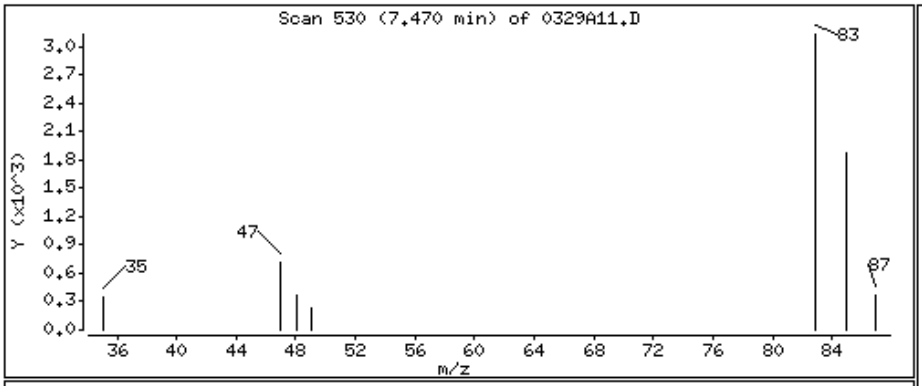

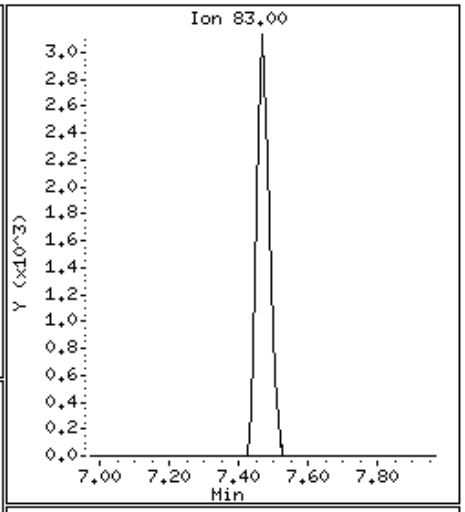

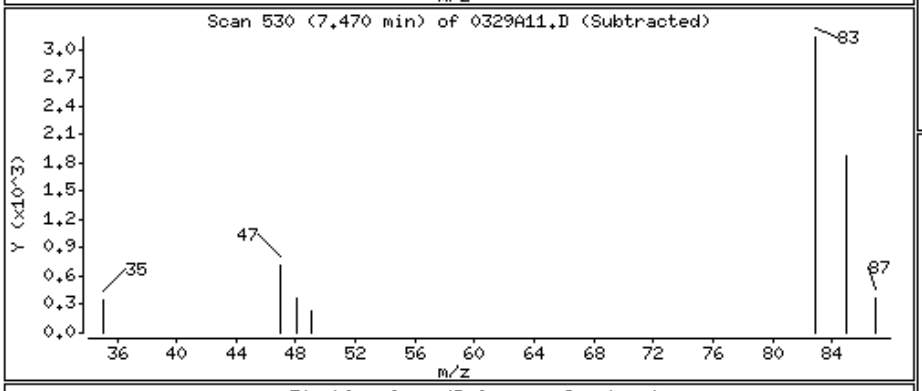

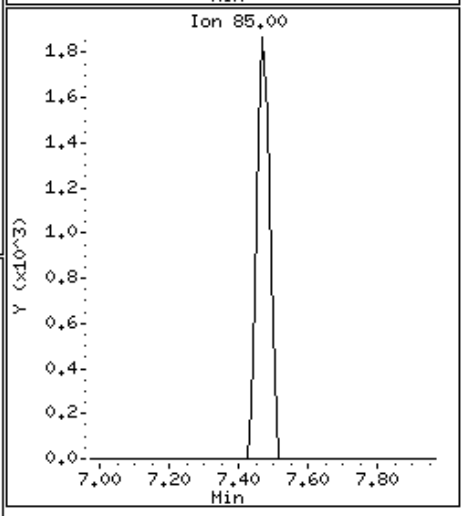

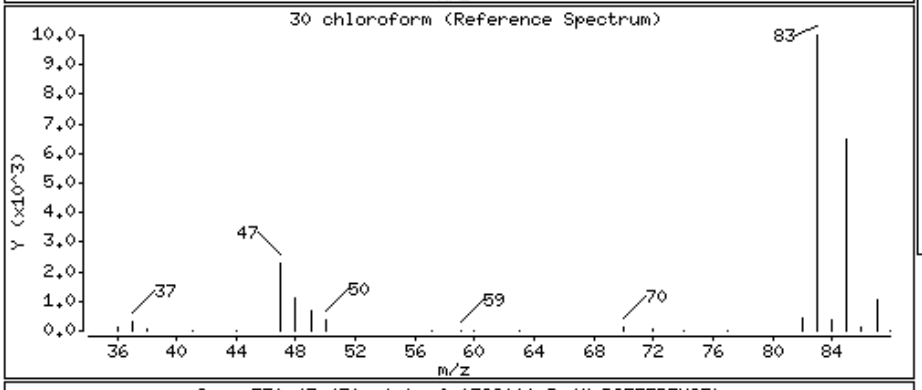

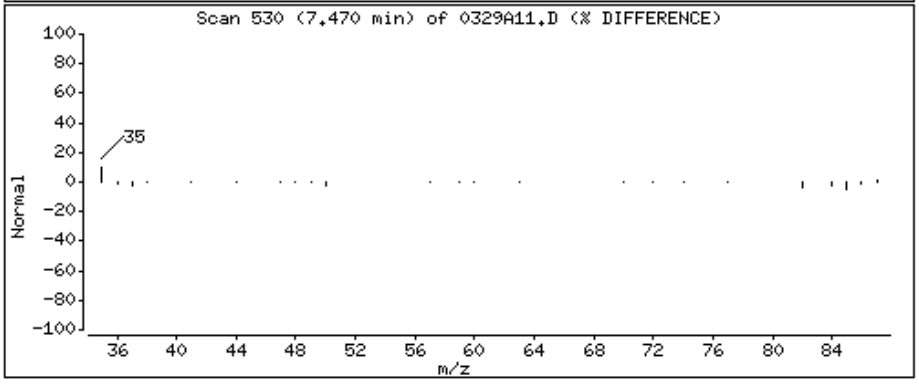

Data File: \\Orgserv2\ff\chem\GCMSVOA\Elaine.i\140329.b\0329A11.D

Date : 29-MAR-2014 16:27

Client ID:

Instrument: Elaine.i

Sample Info: 11406036-19,31,10,,a

Purge Volume: 10.0

Operator: PD

Column phase:

Column diameter: 0.18

47 trichloroethene

Concentration: 7.020 ngs

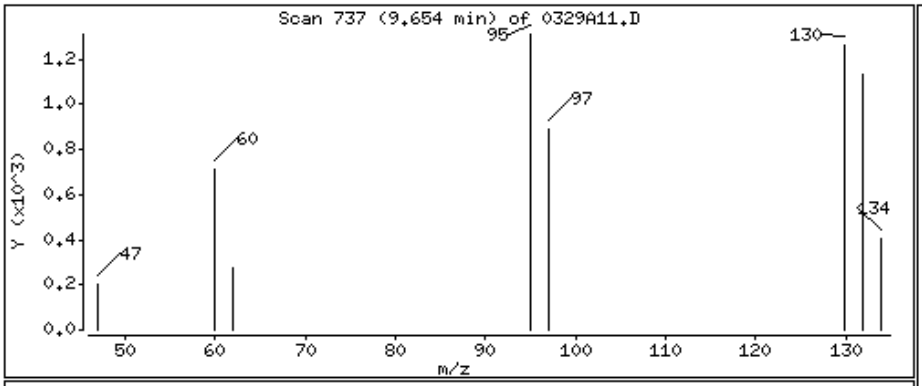

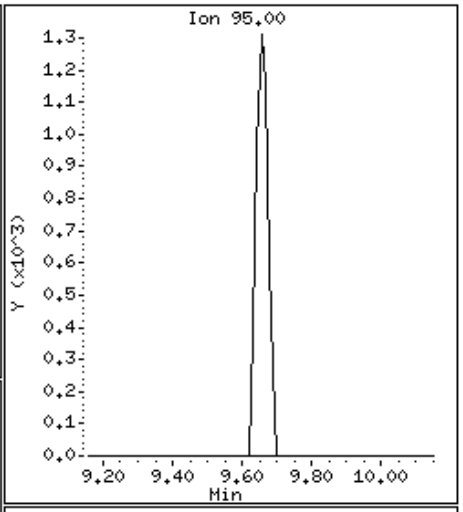

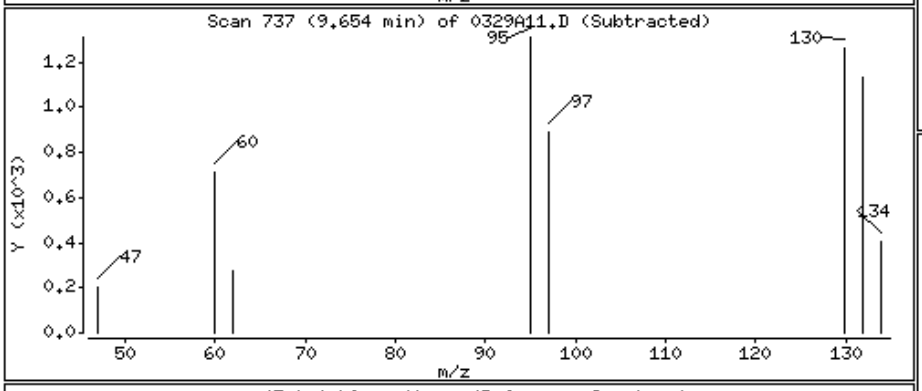

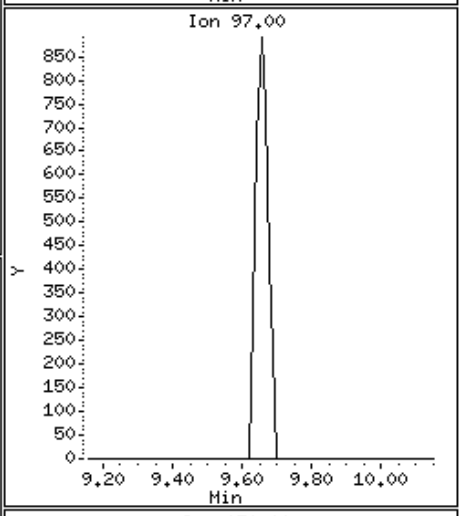

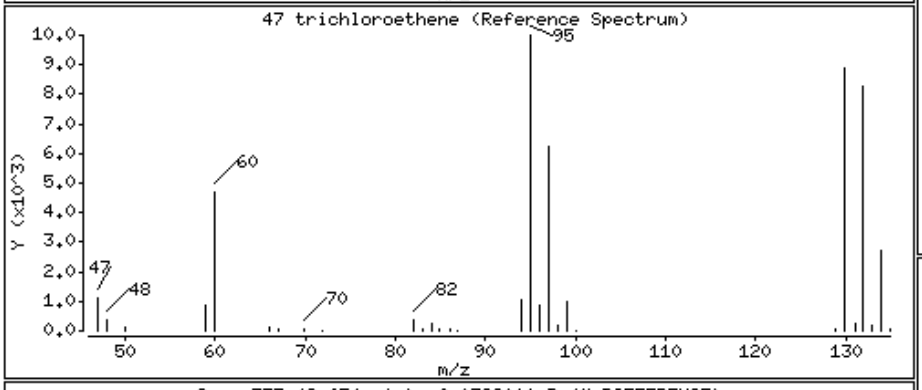

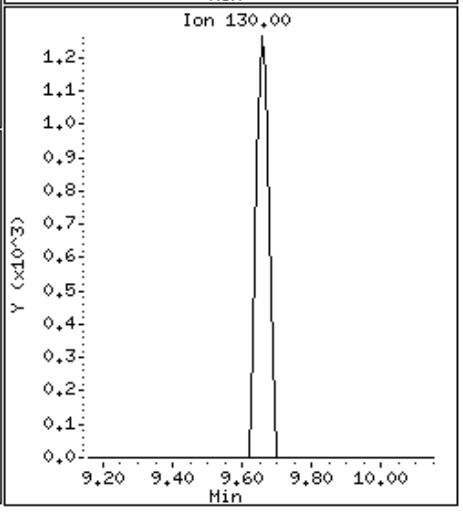

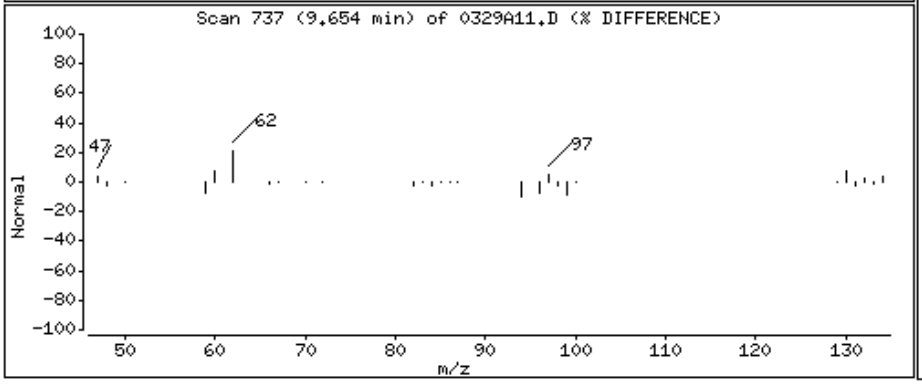

Data File: \\Orgserv2\ff\chem\GCMSVOA\Elaine.i\140329.b\0329A11.D

Date : 29-MAR-2014 16:27

Client ID:

Instrument: Elaine.i

Sample Info: l1406036-19,31,10,,a

Purge Volume: 10.0

Operator: PD

Column phase:

Column diameter: 0.18

66 tetrachloroethene

Concentration: 6.909 ngs

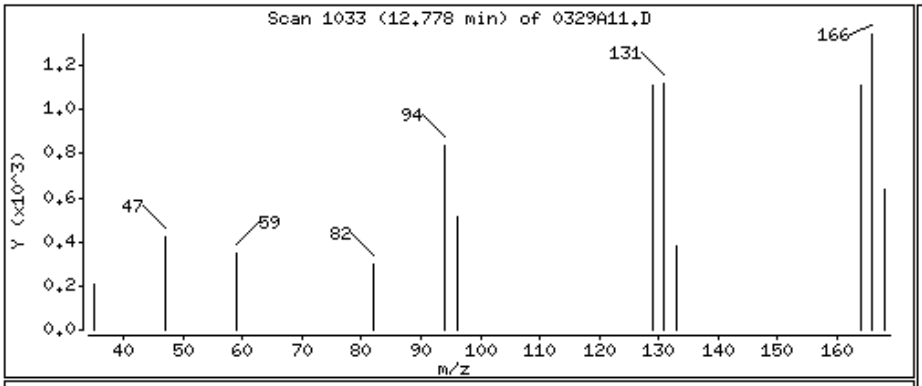

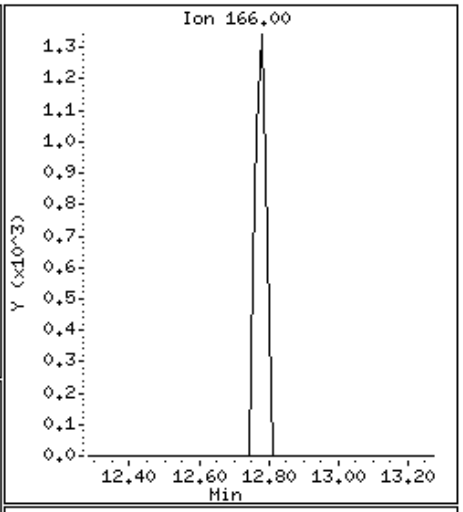

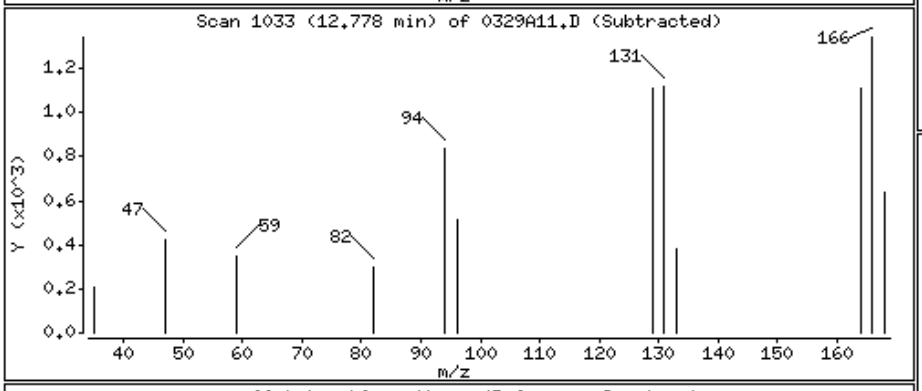

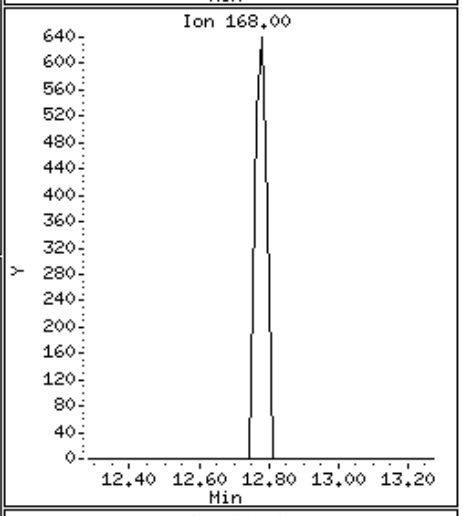

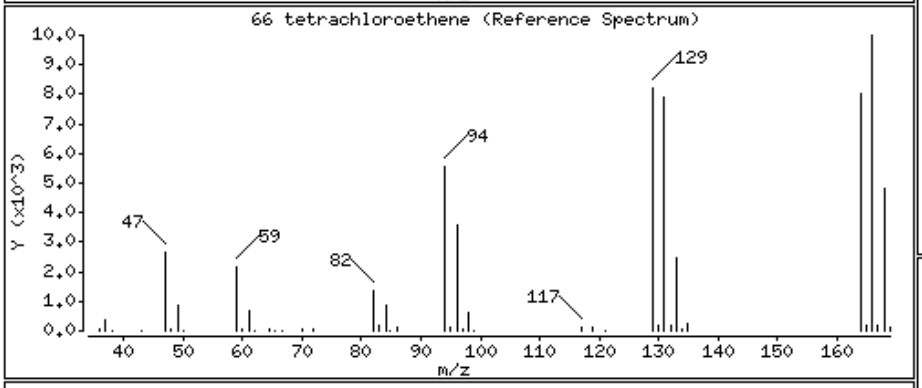

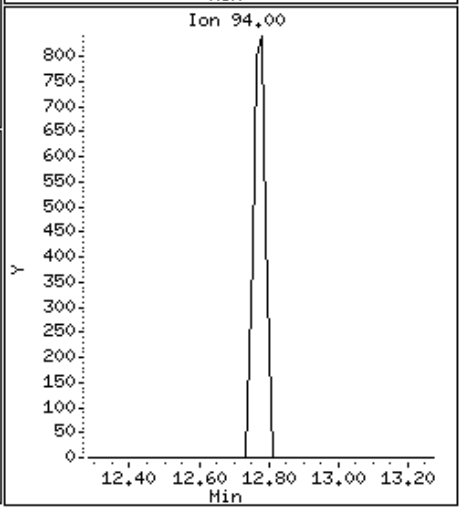

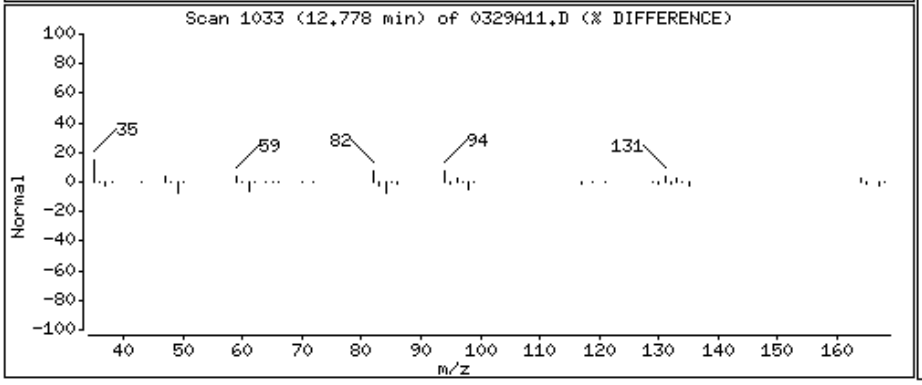

Alpha Analytical Labs

Manual Integration

Sample Info	: l1406036-19,31,10,,a wg678962,ical9341		
Instrument ID	: Elaine.i		
Method	: liq8260C.m		
File	: 0329A11.D		
Injection Date	: 29-MAR-2014 16:27		
Quantitation	: ISTD	Integrator :	HP RTE
Dilution Factor	: 1.00	Sample Type:	SAMPLE

This File has no version history.

//Orgserv2/ff/chem/GCMSVOA/Elaine.i/140329.b/original/0329A11.D

Alpha Analytical Labs

gc/ms voa

Data file : \\Orgserv2\ff\chem\GCMSVOA\Gonzo.i\140329.b\0329A11.D
Lab Smp Id:
Inj Date : 29-MAR-2014 16:47
Operator : PD Inst ID: Gonzo.i
Smp Info : l1406036-06,31,10,,a
Misc Info : wg678895,ical9343
Comment :
Method : \\Orgserv2\ff\chem\GCMSVOA\Gonzo.i\140329.b\v10ml8260.m
Meth Date : 30-Mar-2014 20:50 pduczmalew Quant Type: ISTD
Cal Date : 25-MAR-2014 03:06 Cal File: 0324N12.D
Als bottle: 47
Dil Factor: 1.00000
Integrator: HP RTE Compound Sublist: NJTCL.sub
Target Version: 4.12
Processing Host: VIRTUALXP-76524

Concentration Formula: Amt * DF * CpndVariable
Cpnd Variable Local Compound Variable

	Compounds	QUANT SIG MASS	RT	EXP RT	REL RT	RESPONSE	CONCENTRATIONS ON-COLUMN (ngs)	FINAL (ngs)	REVIEW CODE
1	dichlorodifluoromethane	85	Compound Not Detected.						
2	chloromethane	50	Compound Not Detected.						
3	vinyl chloride	62	3.481	3.474	(0.379)	18537	11.9080	11.907	
4	bromomethane	94	Compound Not Detected.						
5	chloroethane	64	Compound Not Detected.						
6	trichlorofluoromethane	101	Compound Not Detected.						
9	Freon 113	101	Compound Not Detected.						
10	acetone	43	5.171	5.178	(0.564)	12249	25.7793	25.779(M)	M2
11	1,1,-dichloroethene	96	Compound Not Detected.						
14	Methyl Acetate	43	Compound Not Detected.						
15	methylene chloride	84	Compound Not Detected.						
16	carbon disulfide	76	Compound Not Detected.						
20	methyl tert butyl ether	73	Compound Not Detected.						
22	trans-1,2-dichloroethene	96	Compound Not Detected.						
24	1,1-dichloroethane	63	Compound Not Detected.						
27	2-butanone	43	7.376	7.376	(0.804)	1381	3.93713	3.937	
30	cis-1,2-dichloroethene	96	7.633	7.633	(0.832)	25516	12.4543	12.454	
31	chloroform	83	Compound Not Detected.						
32	bromochloromethane	128	Compound Not Detected.						
$ 34	dibromofluoromethane	113	8.113	8.113	(0.884)	187287	97.0832	97.083	
35	1,1,1-trichloroethane	97	Compound Not Detected.						
36	Cyclohexane	56	Compound Not Detected.						
38	carbontetrachloride	117	Compound Not Detected.						
$ 40	1,2-dichloroethane-d4	65	8.755	8.755	(0.954)	267920	98.7318	98.731	
41	1,2-dichloroethane	62	Compound Not Detected.						
42	benzene	78	Compound Not Detected.						
* 43	fluorobenzene	96	9.175	9.175	(1.000)	784516	100.000		
44	trichloroethene	95	9.716	9.716	(1.059)	47229	20.7010	20.701	
46	methyl cyclohexane	83	Compound Not Detected.						

	Compounds	QUANT SIG MASS	RT	EXP RT	REL RT	RESPONSE	CONCENTRATIONS ON-COLUMN (ngs)	CONCENTRATIONS FINAL (ngs)	REVIEW CODE
	47 1,2-dichloropropane	63	Compound Not Detected.						
	48 bromodichloromethane	83	Compound Not Detected.						
	49 1,4-dioxane	88	Compound Not Detected.						
	52 4-methyl-2-pentanone	58	Compound Not Detected.						
	53 cis-1,3-dichloropropene	75	Compound Not Detected.						
$	55 toluene-d8	98	11.379	11.379	(0.834)	770949	98.4477	98.447	
	56 toluene	92	Compound Not Detected.						
	58 trans-1,3-dichloropropene	75	Compound Not Detected.						
	59 1,1,2-trichloroethane	83	Compound Not Detected.						
	60 2-hexanone	43	Compound Not Detected.						
	62 tetrachloroethene	166	Compound Not Detected.						
	63 chlorodibromomethane	129	Compound Not Detected.						
	64 1,2-dibromoethane	107	Compound Not Detected.						
*	65 chlorobenzene-d5	117	13.645	13.645	(1.000)	508551	100.000		
	66 chlorobenzene	112	Compound Not Detected.						
	68 ethyl benzene	91	Compound Not Detected.						
	69 p/m xylene	106	Compound Not Detected.						
	70 o xylene	106	Compound Not Detected.						
	71 styrene	104	Compound Not Detected.						
	72 isopropylbenzene	105	Compound Not Detected.						
	73 bromoform	173	Compound Not Detected.						
	75 1,1,2,2,-tetrachloroethane	83	Compound Not Detected.						
$	76 4-bromofluorobenzene	95	15.531	15.531	(0.889)	308693	102.755	102.755	
	89 1,3-dichlorobenzene	146	Compound Not Detected.						
*	90 1,4-dichlorobenzene-d4	152	17.466	17.465	(1.000)	227340	100.000		
	91 1,4-dichlorobenzene	146	Compound Not Detected.						
	94 1,2-dichlorobenzene	146	Compound Not Detected.						
	96 1,2-dibromo-3-chloropropane	75	Compound Not Detected.						
	98 1,2,4-trichlorobenzene	180	Compound Not Detected.						
	101 1,2,3-trichlorobenzene	180	Compound Not Detected.						

QC Flag Legend

M - Compound response manually integrated.

Alpha Analytical Labs

gc/ms voa

Data file : \\Orgserv2\ff\chem\GCMSVOA\Gonzo.i\140329.b\0329A11.D
Lab Smp Id:
Inj Date : 29-MAR-2014 16:47
Operator : PD Inst ID: Gonzo.i
Smp Info : l1406036-06,31,10,,a
Misc Info : wg678895,ical9343
Comment :
Method : \\Orgserv2\ff\chem\GCMSVOA\Gonzo.i\140329.b\v10ml8260.m
Meth Date : 30-Mar-2014 20:50 pduczmalew Quant Type: ISTD
Cal Date : 25-MAR-2014 03:06 Cal File: 0324N12.D
Als bottle: 47
Dil Factor: 1.00000
Integrator: HP RTE Compound Sublist: NJTCL.sub
Target Version: 4.12
Processing Host: VIRTUALXP-76524

- NO TENTATIVELY IDENTIFIED COMPOUNDS -

Alpha Analytical Labs

INTERNAL STANDARD COMPOUNDS
AREA AND RT SUMMARY

Instrument ID: Gonzo.i
Lab File ID: 0329A11.D
Lab Smp Id:
Analysis Type: VOA
Quant Type: ISTD
Operator: PD
Method File: \\Orgserv2\ff\chem\GCMSVOA\Gonzo.i\140329.b\v10ml8260.m
Misc Info: wg678895,ical9343

Calibration Date: 29-MAR-2014
Calibration Time: 10:45
Level: LOW
Sample Type: WATER

Test Mode:
Use Last Continuing Calibrator.
If Continuing Cal. use Initial Cal. Level 3

COMPOUND	STANDARD	AREA LIMIT LOWER	AREA LIMIT UPPER	SAMPLE	%DIFF
43 fluorobenzene	854884	427442	1709768	784516	-8.23
65 chlorobenzene-d5	545961	272981	1091922	508551	-6.85
90 1,4-dichlorobenze	248041	124021	496082	227340	-8.35

COMPOUND	STANDARD	RT LIMIT LOWER	RT LIMIT UPPER	SAMPLE	%DIFF
43 fluorobenzene	9.18	8.68	9.68	9.18	0.00
65 chlorobenzene-d5	13.65	13.15	14.15	13.65	0.00
90 1,4-dichlorobenze	17.47	16.97	17.97	17.47	0.00

AREA UPPER LIMIT = +100% of internal standard area.
AREA LOWER LIMIT = - 50% of internal standard area.
RT UPPER LIMIT = + 0.50 minutes of internal standard RT.
RT LOWER LIMIT = - 0.50 minutes of internal standard RT.

Alpha Analytical Labs

RECOVERY REPORT

Client Name: Client SDG: SDGa00267
Sample Matrix: LIQUID Fraction: VOA
Lab Smp Id:
Level: LOW Operator: PD
Data Type: MS DATA SampleType: SAMPLE
SpikeList File: curveall.spk Quant Type: ISTD
Sublist File: NJTCL.sub
Method File: \\Orgserv2\ff\chem\GCMSVOA\Gonzo.i\140329.b\v10ml8260.m
Misc Info: wg678895,ical9343

SURROGATE COMPOUND	AMOUNT ADDED ngs	AMOUNT RECOVERED ngs	% RECOVERED	LIMITS
$ 34 dibromofluorometha	100.000	97.083	97.08	70-130
$ 40 1,2-dichloroethane	100.000	98.731	98.73	70-130
$ 55 toluene-d8	100.000	98.447	98.45	70-130
$ 76 4-bromofluorobenze	100.000	102.755	102.76	70-130

Data File: \\Orgserv2\ff\chem\GCMSVOA\Gonzo.i\140329.b\0329A11.D
Date : 29-MAR-2014 16:47
Client ID:
Instrument: Gonzo.i
Sample Info: 11406036-06,31,10,,a
Purge Volume: 10.0
Operator: PD
Column phase: Rtx-502.2
Column diameter: 0.18

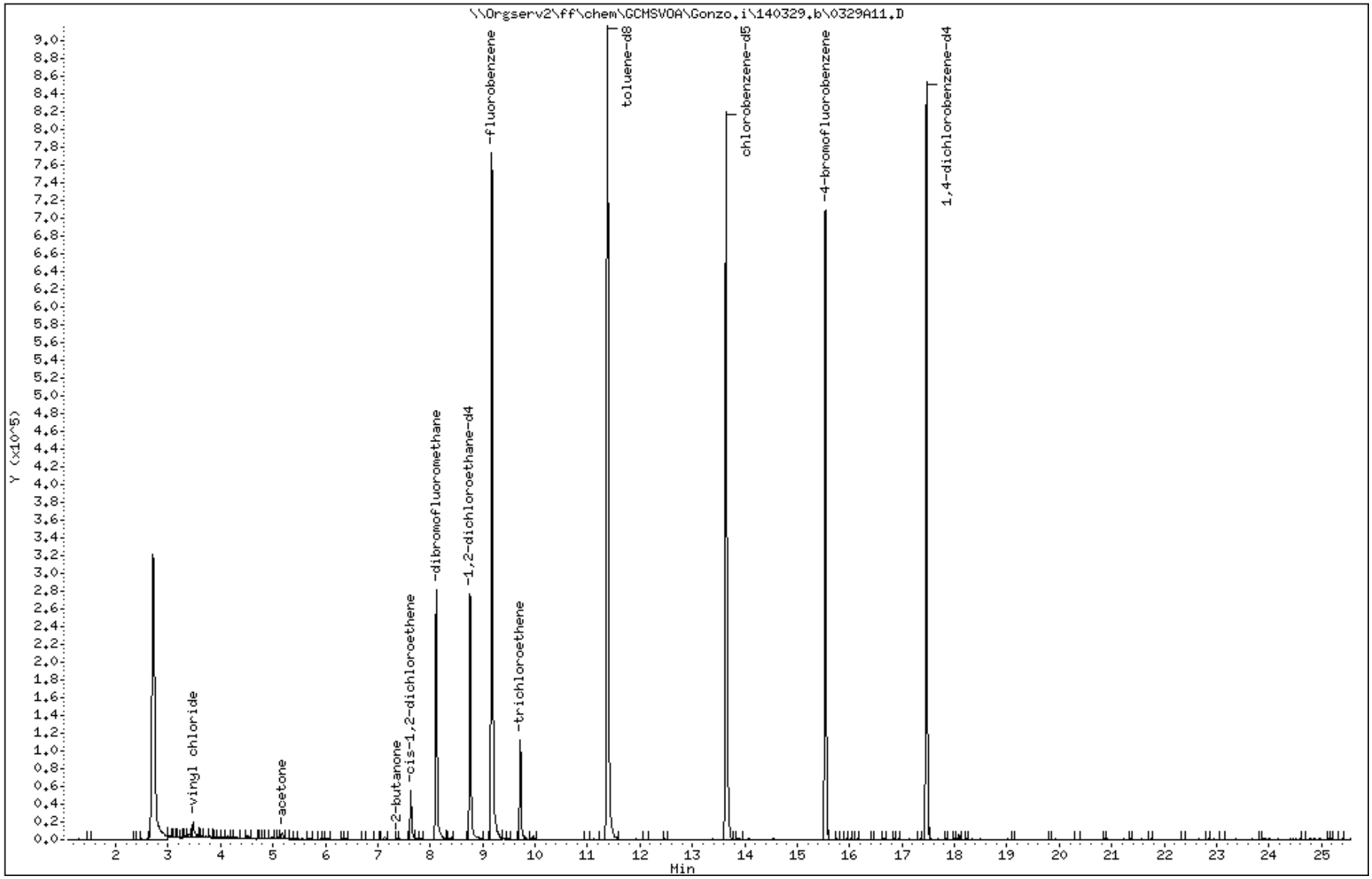

Data File: \\Orgserv2\ff\chem\GCMSVOA\Gonzo.i\140329.b\0329A11.D

Date : 29-MAR-2014 16:47

Client ID:

Instrument: Gonzo.i

Sample Info: 11406036-06,31,10,,a

Purge Volume: 10.0

Operator: PD

Column phase: Rtx-502.2

Column diameter: 0.18

3 vinyl chloride

Concentration: 11.907 ngs

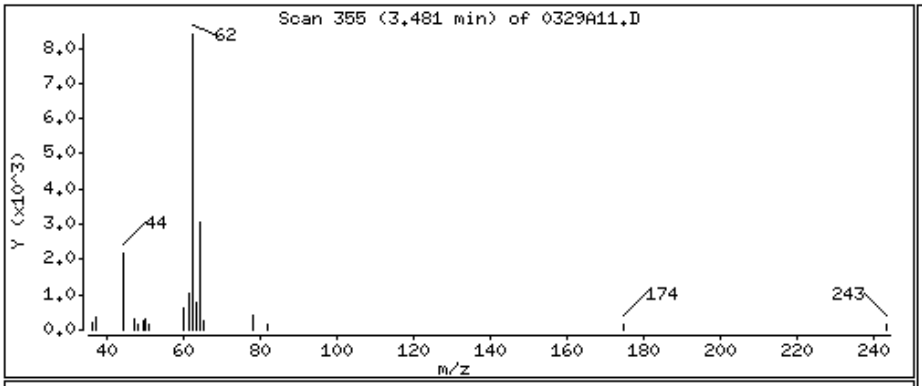

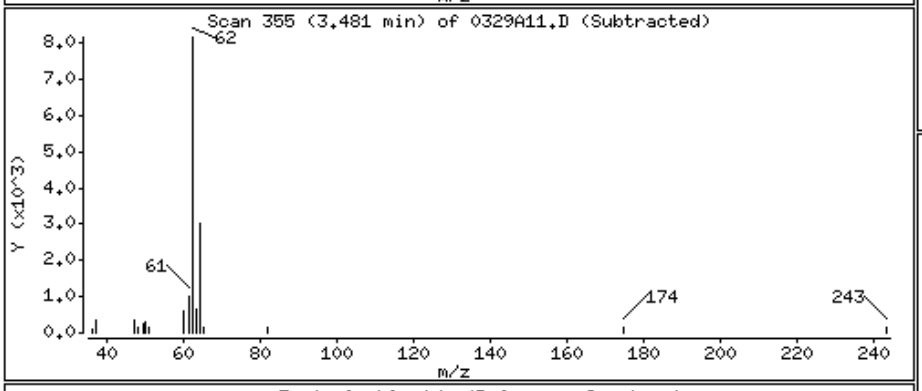

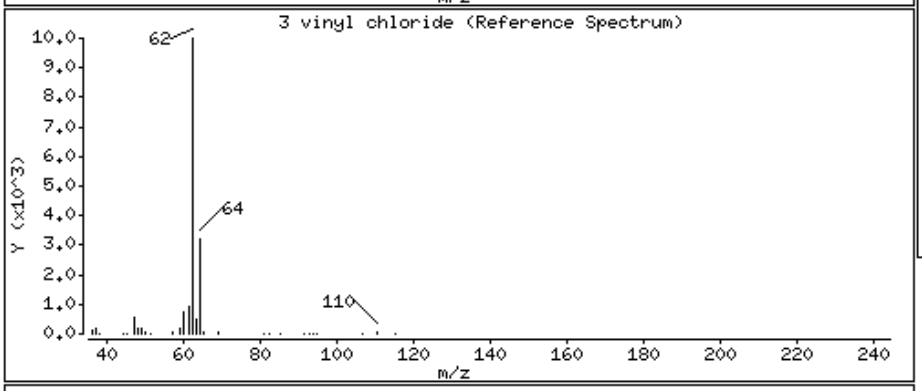

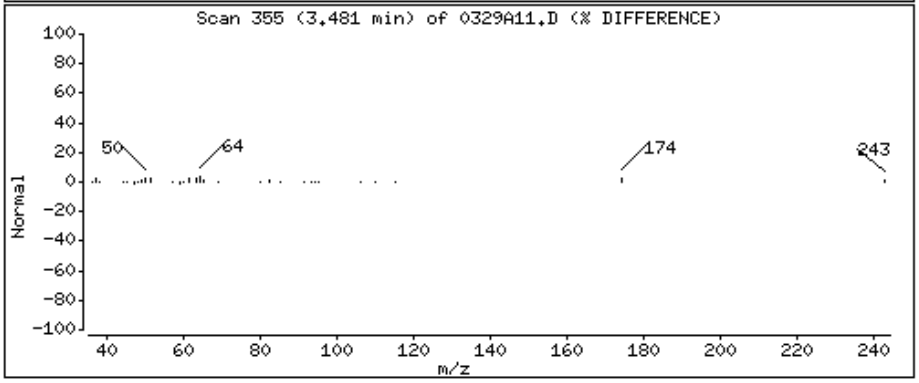

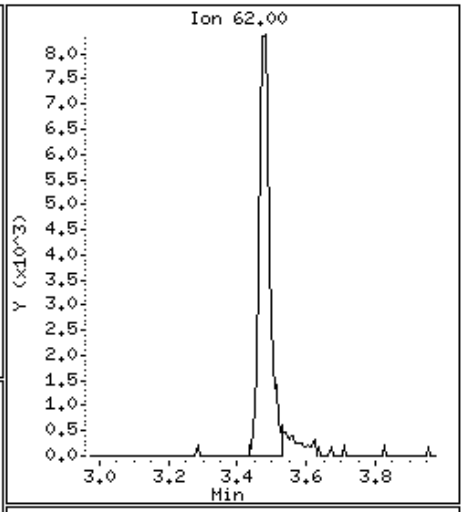

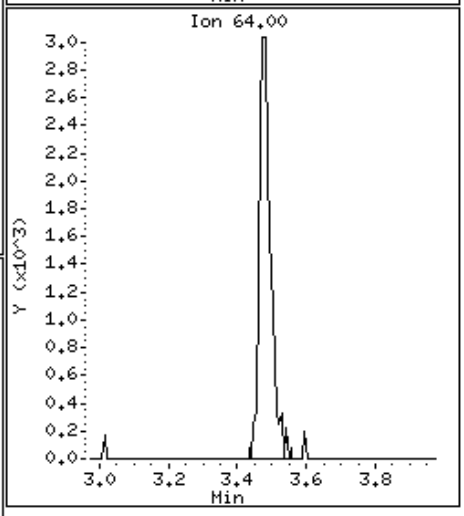

Data File: \\Orgserv2\ff\chem\GCMSVOA\Gonzo.i\140329.b\0329A11.D

Date : 29-MAR-2014 16:47

Client ID:

Instrument: Gonzo.i

Sample Info: 11406036-06,31,10,,a

Purge Volume: 10.0

Operator: PD

Column phase: Rtx-502.2

Column diameter: 0.18

10 acetone

Concentration: 25.779 ngs

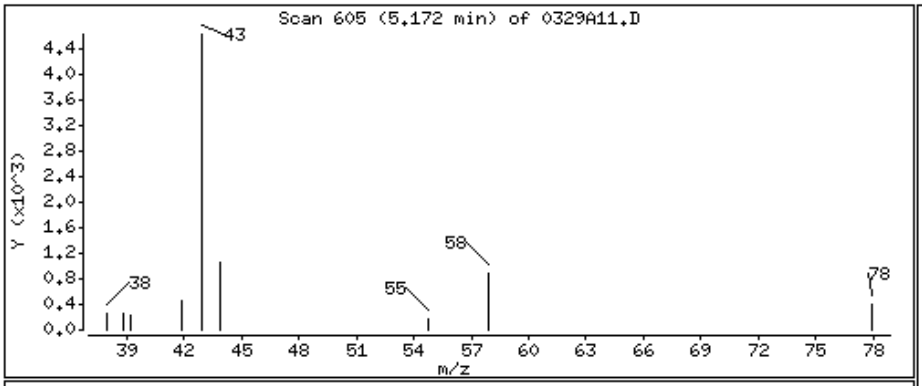

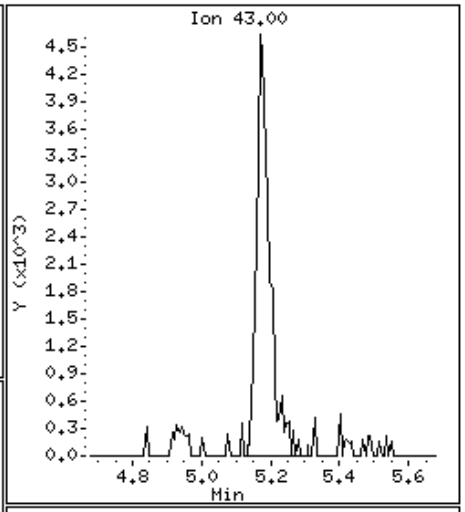

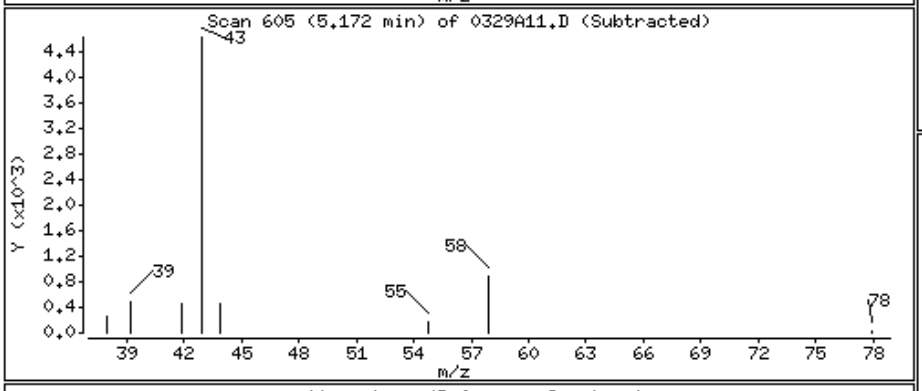

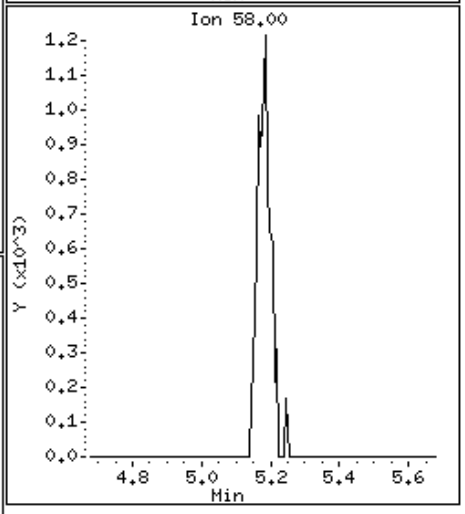

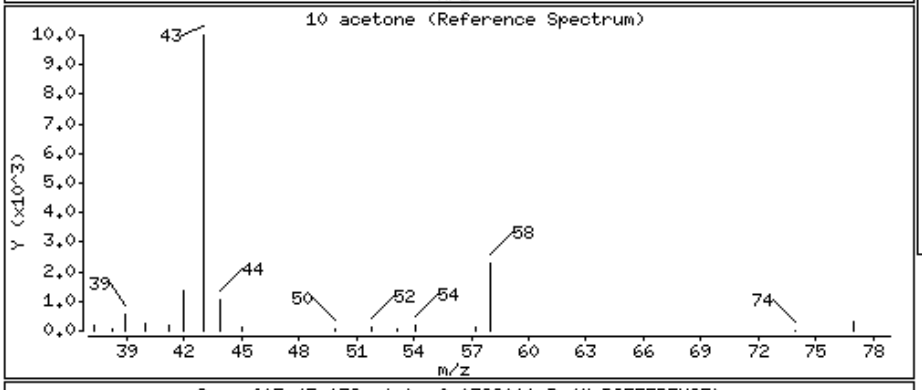

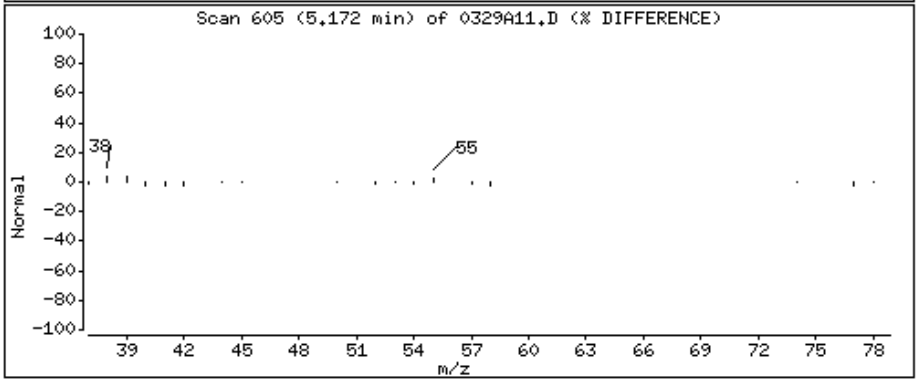

Data File: \\Orgserv2\ff\chem\GCMSVOA\Gonzo.i\140329.b\0329A11.D

Date : 29-MAR-2014 16:47

Client ID:

Instrument: Gonzo.i

Sample Info: 11406036-06,31,10,,a

Purge Volume: 10.0

Operator: PD

Column phase: Rtx-502.2

Column diameter: 0.18

27 2-butanone

Concentration: 3.937 ngs

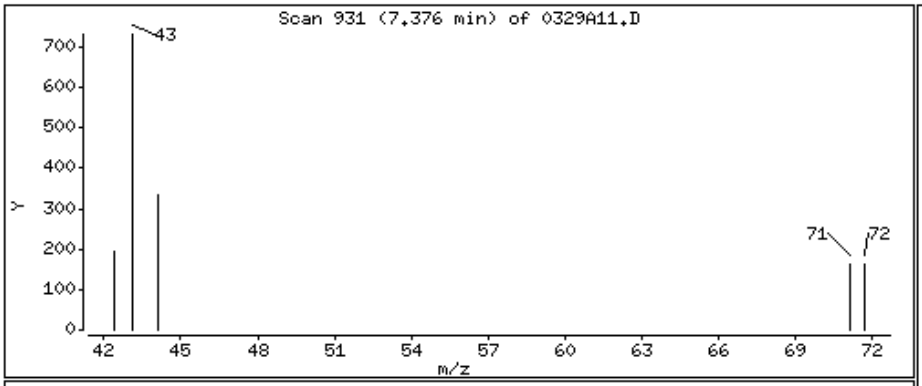

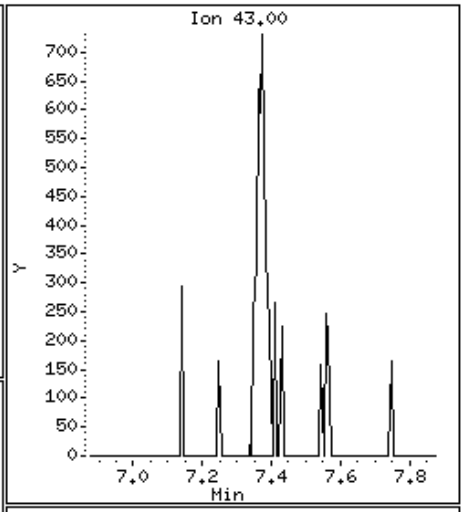

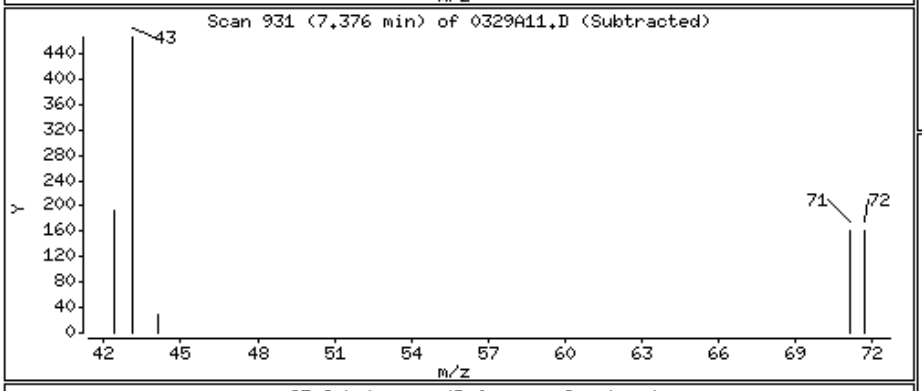

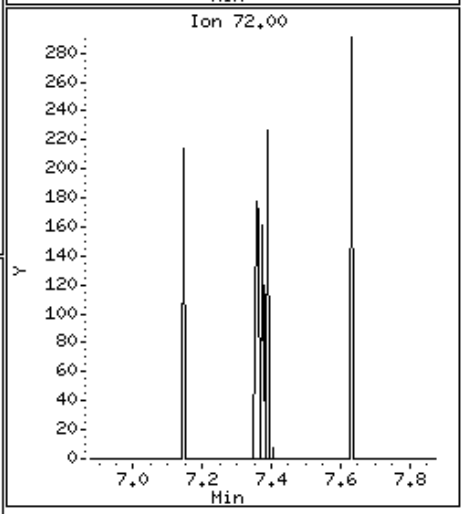

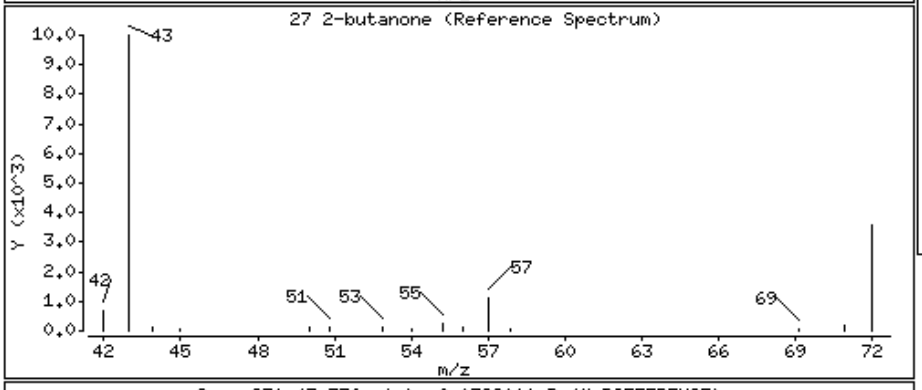

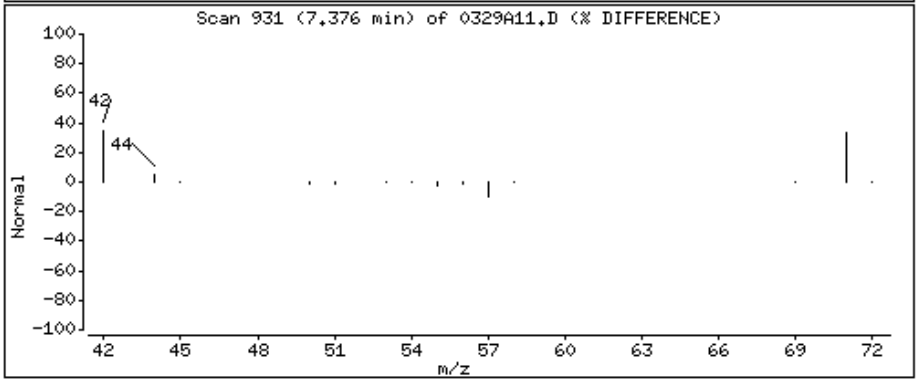

Data File: \\Orgserv2\ff\chem\GCMSVOA\Gonzo.i\140329.b\0329A11.D

Date : 29-MAR-2014 16:47

Client ID:

Instrument: Gonzo.i

Sample Info: 11406036-06,31,10,,a

Purge Volume: 10.0

Operator: PD

Column phase: Rtx-502.2

Column diameter: 0.18

30 cis-1,2-dichloroethene

Concentration: 12.454 ngs

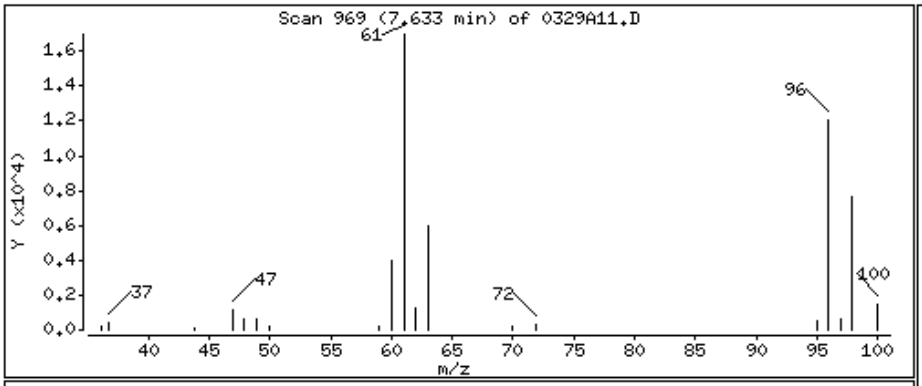

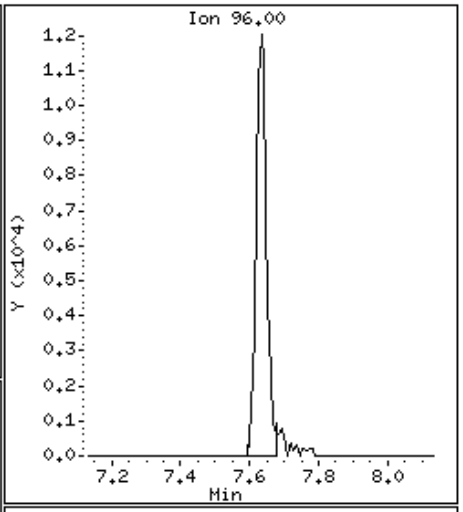

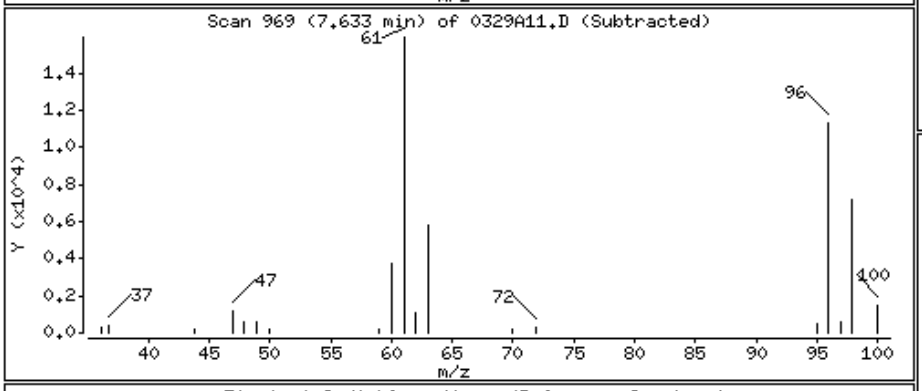

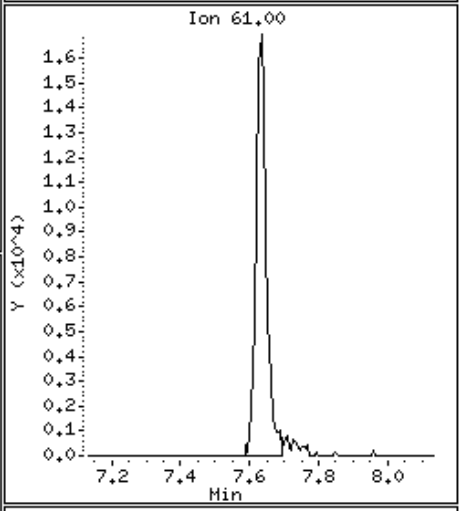

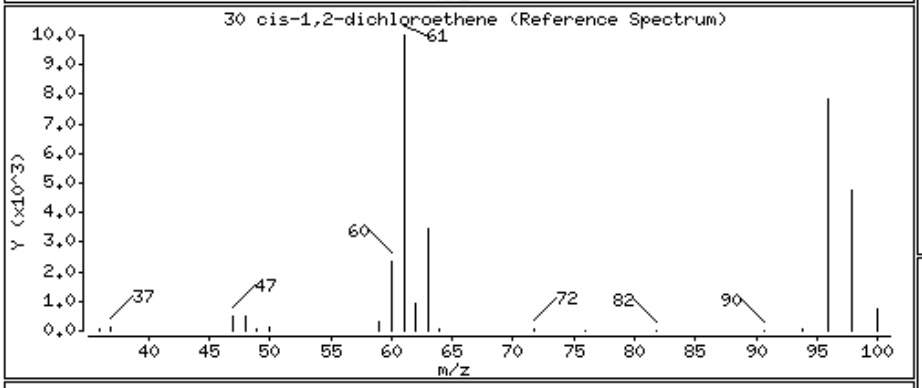

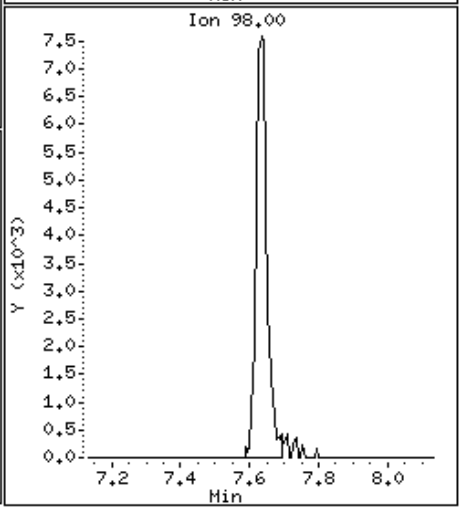

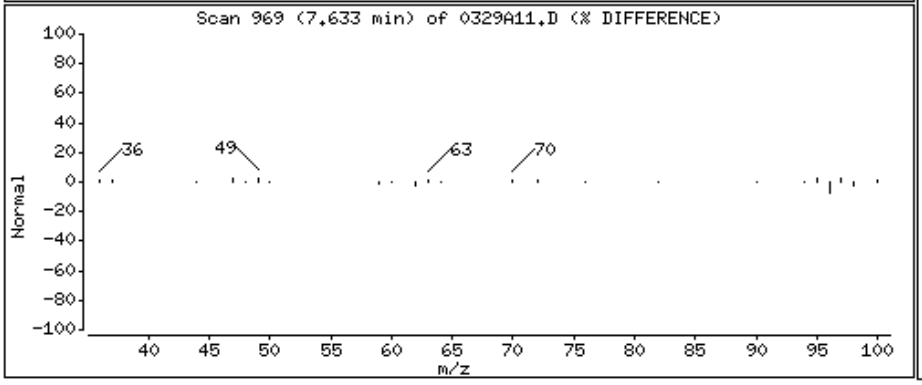

Data File: \\Orgserv2\ff\chem\GCMSVOA\Gonzo.i\140329.b\0329A11.D

Date : 29-MAR-2014 16:47

Client ID:

Instrument: Gonzo.i

Sample Info: 11406036-06,31,10,,a

Purge Volume: 10.0

Operator: PD

Column phase: Rtx-502.2

Column diameter: 0.18

44 trichloroethene

Concentration: 20.701 ngs

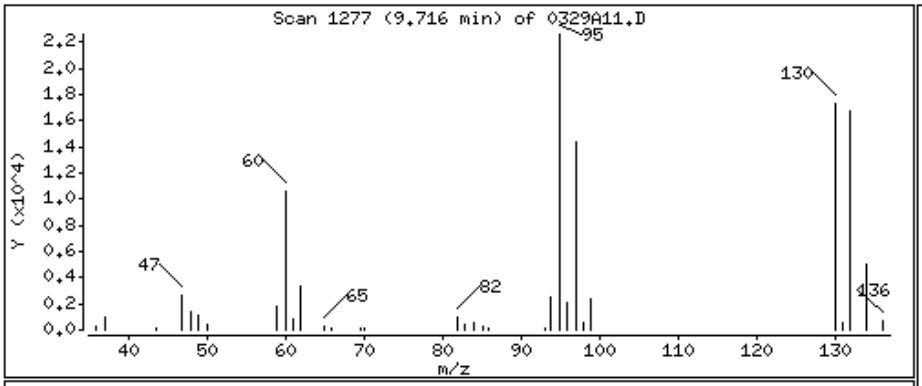

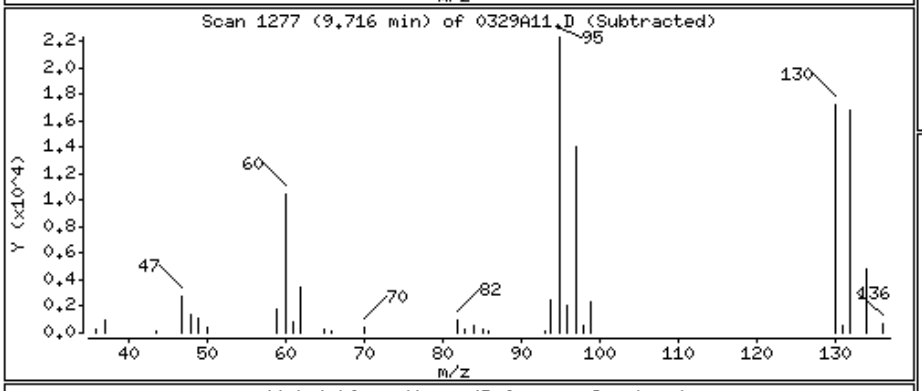

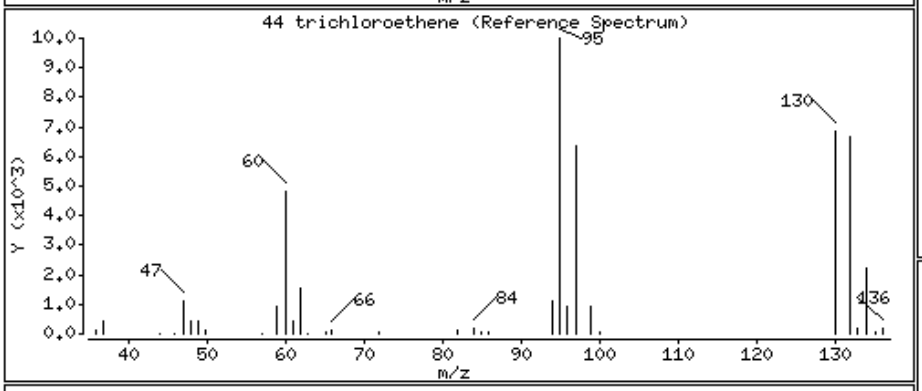

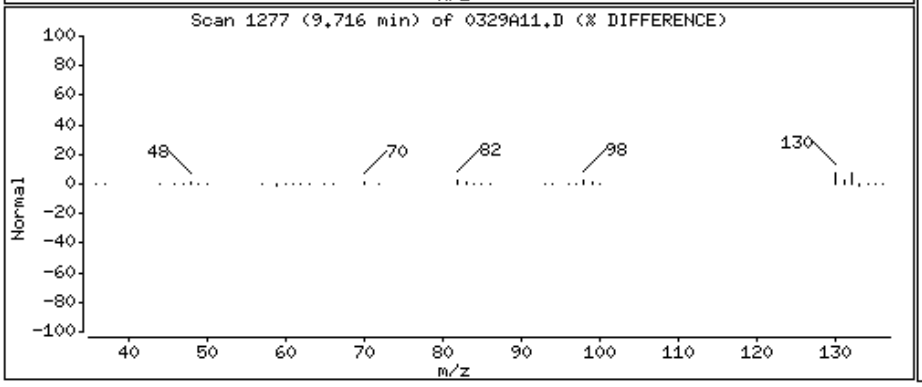

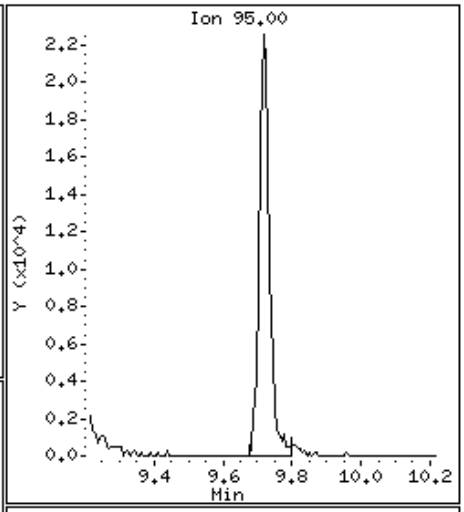

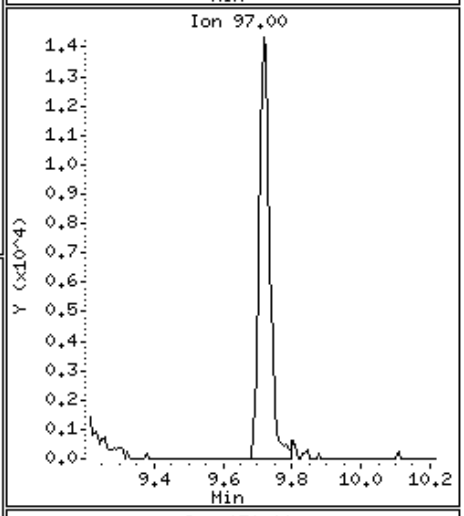

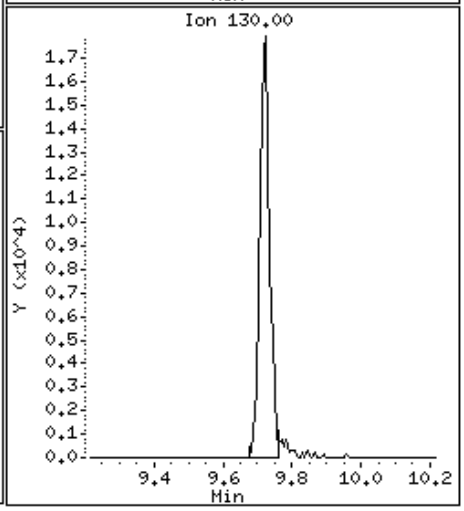

Alpha Analytical Labs

Manual Integration

Sample Info	: l1406036-06,31,10,,a wg678895,ical9343		
Instrument ID	: Gonzo.i		
Method	: v10ml8260.m		
File	: 0329A11.D		
Injection Date	: 29-MAR-2014 16:47		
Quantitation	: ISTD	Integrator :	HP RTE
Dilution Factor	: 1.00	Sample Type:	SAMPLE

This File has no version history.

//Orgserv2/ff/chem/GCMSVOA/Gonzo.i/140329.b/original/0329A11.D

Alpha Analytical Labs

gc/ms voa - VOA101

Data file : \\Orgserv2\ff\chem\GCMSVOA\Voa101.i\140329.b\0329A13.D
Lab Smp Id:
Inj Date : 29-MAR-2014 16:51
Operator : PD Inst ID: Voa101.i
Smp Info : l1406036-38,31,10,,a
Misc Info : wg678899,ical9333
Comment :
Method : \\Orgserv2\ff\chem\GCMSVOA\Voa101.i\140329.b\liq8260C.m
Meth Date : 29-Mar-2014 15:20 ppaveglio Quant Type: ISTD
Cal Date : 24-MAR-2014 14:57 Cal File: 0324A12.D
Als bottle: 13
Dil Factor: 1.00000
Integrator: HP RTE Compound Sublist: NJTCL.sub
Target Version: 4.12
Processing Host: VIRTUALXP-76524

Concentration Formula: Amt * DF * CpndVariable
Cpnd Variable Local Compound Variable

			QUANT SIG					CONCENTRATIONS ON-COLUMN	FINAL	
		Compounds	MASS	RT	EXP RT	REL RT	RESPONSE	(ngs)	(ngs)	REVIEW CODE
	1	dichlorodifluoromethane	85	Compound Not Detected.						
	2	chloromethane	50	Compound Not Detected.						
	3	vinyl chloride	62	Compound Not Detected.						
	4	bromomethane	94	Compound Not Detected.						
	5	chloroethane	64	Compound Not Detected.						
	6	trichlorofluoromethane	101	2.602	2.603	(0.418)	19161	27.9952	27.995	
	8	1,1,-dichloroethene	96	Compound Not Detected.						
	11	freon-113	101	Compound Not Detected.						
	10	carbon disulfide	76	Compound Not Detected.						
	14	methylene chloride	84	Compound Not Detected.						
	15	acetone	43	3.737	3.735	(0.600)	5512	41.2998	41.299	
	16	trans-1,2-dichloroethene	96	Compound Not Detected.						
	17	Methyl Acetate	43	Compound Not Detected.						
	18	methyl tert butyl ether	73	Compound Not Detected.						
	22	1,1-dichloroethane	63	Compound Not Detected.						
	27	cis-1,2-dichloroethene	96	Compound Not Detected.						
	29	bromochloromethane	128	Compound Not Detected.						
	30	Cyclohexane	56	Compound Not Detected.						
	31	chloroform	83	5.223	5.223	(0.838)	5649	5.60089	5.600	
	33	carbontetrachloride	117	Compound Not Detected.						
$	36	dibromofluoromethane	113	5.408	5.405	(0.868)	50212	106.995	106.994	
	37	1,1,1-trichloroethane	97	Compound Not Detected.						
	38	2-butanone	43	Compound Not Detected.						
	40	benzene	78	Compound Not Detected.						
$	42	1,2-dichloroethane-d4	65	5.944	5.941	(0.954)	58878	113.157	113.156	
	43	1,2-dichloroethane	62	Compound Not Detected.						
*	45	flourobenzene	96	6.230	6.227	(1.000)	179056	100.000		
	49	trichloroethene	95	Compound Not Detected.						

	Compounds	QUANT SIG MASS	RT	EXP RT	REL RT	RESPONSE	CONCENTRATIONS ON-COLUMN (ngs)	CONCENTRATIONS FINAL (ngs)	REVIEW CODE
	46 methyl cyclohexane	83	Compound Not Detected.						
	52 1,2-dichloropropane	63	Compound Not Detected.						
	53 bromodichloromethane	83	Compound Not Detected.						
	56 1,4-Dioxane	88	Compound Not Detected.						
	58 cis-1,3-dichloropropene	75	Compound Not Detected.						
$	59 toluene-d8	98	7.933	7.933	(0.810)	177496	92.2493	92.249	
	60 toluene	92	Compound Not Detected.						
	62 4-methyl-2-pentanone	58	Compound Not Detected.						
	63 tetrachloroethene	166	8.439	8.437	(0.862)	1186	1.84909	1.849(QM)	M1
	64 trans-1,3-dichloropropene	75	Compound Not Detected.						
	68 1,1,2-trichloroethane	83	Compound Not Detected.						
	69 chlorodibromomethane	129	Compound Not Detected.						
	71 1,2-dibromoethane	107	Compound Not Detected.						
	73 2-hexanone	43	Compound Not Detected.						
*	74 chlorobenzene-d5	117	9.791	9.786	(1.000)	142652	100.000		
	75 chlorobenzene	112	Compound Not Detected.						
	76 ethyl benzene	91	Compound Not Detected.						
	78 p/m xylene	106	Compound Not Detected.						
	79 o xylene	106	Compound Not Detected.						
	80 styrene	104	Compound Not Detected.						
	81 bromoform	173	Compound Not Detected.						
	82 isopropylbenzene	105	Compound Not Detected.						
$	83 4-bromofluorobenzene	95	11.254	11.251	(0.904)	63747	99.3003	99.300	
	88 1,1,2,2,-tetrachloroethane	83	Compound Not Detected.						
	99 1,3-dichlorobenzene	146	Compound Not Detected.						
*	100 1,4-dichlorobenzene-d4	152	12.444	12.441	(1.000)	62083	100.000	(Q)	
	101 1,4-dichlorobenzene	146	Compound Not Detected.						
	104 1,2-dichlorobenzene	146	Compound Not Detected.						
	106 1,2-dibromo-3-chloropropane	75	Compound Not Detected.						
	109 1,2,4-trichlorobenzene	180	Compound Not Detected.						
	111 1,2,3-trichlorobenzene	180	Compound Not Detected.						

QC Flag Legend

Q - Qualifier signal failed the ratio test.
M - Compound response manually integrated.

Alpha Analytical Labs

gc/ms voa - VOA101

Data file : \\Orgserv2\ff\chem\GCMSVOA\Voa101.i\140329.b\0329A13.D
Lab Smp Id:
Inj Date : 29-MAR-2014 16:51
Operator : PD Inst ID: Voa101.i
Smp Info : l1406036-38,31,10,,a
Misc Info : wg678899,ical9333
Comment :
Method : \\Orgserv2\ff\chem\GCMSVOA\Voa101.i\140329.b\liq8260C.m
Meth Date : 29-Mar-2014 15:20 ppaveglio Quant Type: ISTD
Cal Date : 24-MAR-2014 14:57 Cal File: 0324A12.D
Als bottle: 13
Dil Factor: 1.00000
Integrator: HP RTE Compound Sublist: NJTCL.sub
Target Version: 4.12
Processing Host: VIRTUALXP-76524

- NO TENTATIVELY IDENTIFIED COMPOUNDS -

Alpha Analytical Labs

INTERNAL STANDARD COMPOUNDS
AREA AND RT SUMMARY

Instrument ID: Voa101.i
Lab File ID: 0329A13.D
Lab Smp Id:
Analysis Type: VOA
Quant Type: ISTD
Operator: PD
Method File: \\Orgserv2\ff\chem\GCMSVOA\Voa101.i\140329.b\liq8260C.m
Misc Info: wg678899,ical9333

Calibration Date: 29-MAR-2014
Calibration Time: 11:27
Level: LOW
Sample Type: WATER

Test Mode:
Use Last Continuing Calibrator.
If Continuing Cal. use Initial Cal. Level 3

		AREA LIMIT			
COMPOUND	STANDARD	LOWER	UPPER	SAMPLE	%DIFF
45 flourobenzene	220923	110462	441846	179056	-18.95
74 chlorobenzene-d5	175802	87901	351604	142652	-18.86
100 1,4-dichlorobenze	84508	42254	169016	62083	-26.54

		RT LIMIT			
COMPOUND	STANDARD	LOWER	UPPER	SAMPLE	%DIFF
45 flourobenzene	6.23	5.73	6.73	6.23	0.04
74 chlorobenzene-d5	9.79	9.29	10.29	9.79	0.06
100 1,4-dichlorobenze	12.44	11.94	12.94	12.44	0.02

AREA UPPER LIMIT = +100% of internal standard area.
AREA LOWER LIMIT = - 50% of internal standard area.
RT UPPER LIMIT = + 0.50 minutes of internal standard RT.
RT LOWER LIMIT = - 0.50 minutes of internal standard RT.

Alpha Analytical Labs

RECOVERY REPORT

Client Name: Client SDG: SDGa00307
Sample Matrix: LIQUID Fraction: VOA
Lab Smp Id:
Level: LOW Operator: PD
Data Type: MS DATA SampleType: SAMPLE
SpikeList File: curveallim.spk Quant Type: ISTD
Sublist File: NJTCL.sub
Method File: \\Orgserv2\ff\chem\GCMSVOA\Voa101.i\140329.b\liq8260C.m
Misc Info: wg678899,ical9333

SURROGATE COMPOUND	AMOUNT ADDED ngs	AMOUNT RECOVERED ngs	% RECOVERED	LIMITS
$ 36 dibromofluorometha	100.000	106.994	106.99	70-130
$ 42 1,2-dichloroethane	100.000	113.156	113.16	70-130
$ 59 toluene-d8	100.000	92.249	92.25	70-130
$ 83 4-bromofluorobenze	100.000	99.300	99.30	70-130

Data File: \\Orgserv2\ff\chem\GCMSVOA\Voa101.i\140329.b\0329A13.D
Date : 29-MAR-2014 16:51
Client ID:
Sample Info: 11406036-38,31,10,,a
Purge Volume: 10.0
Column phase:

Instrument: Voa101.i
Operator: PD
Column diameter: 0.18

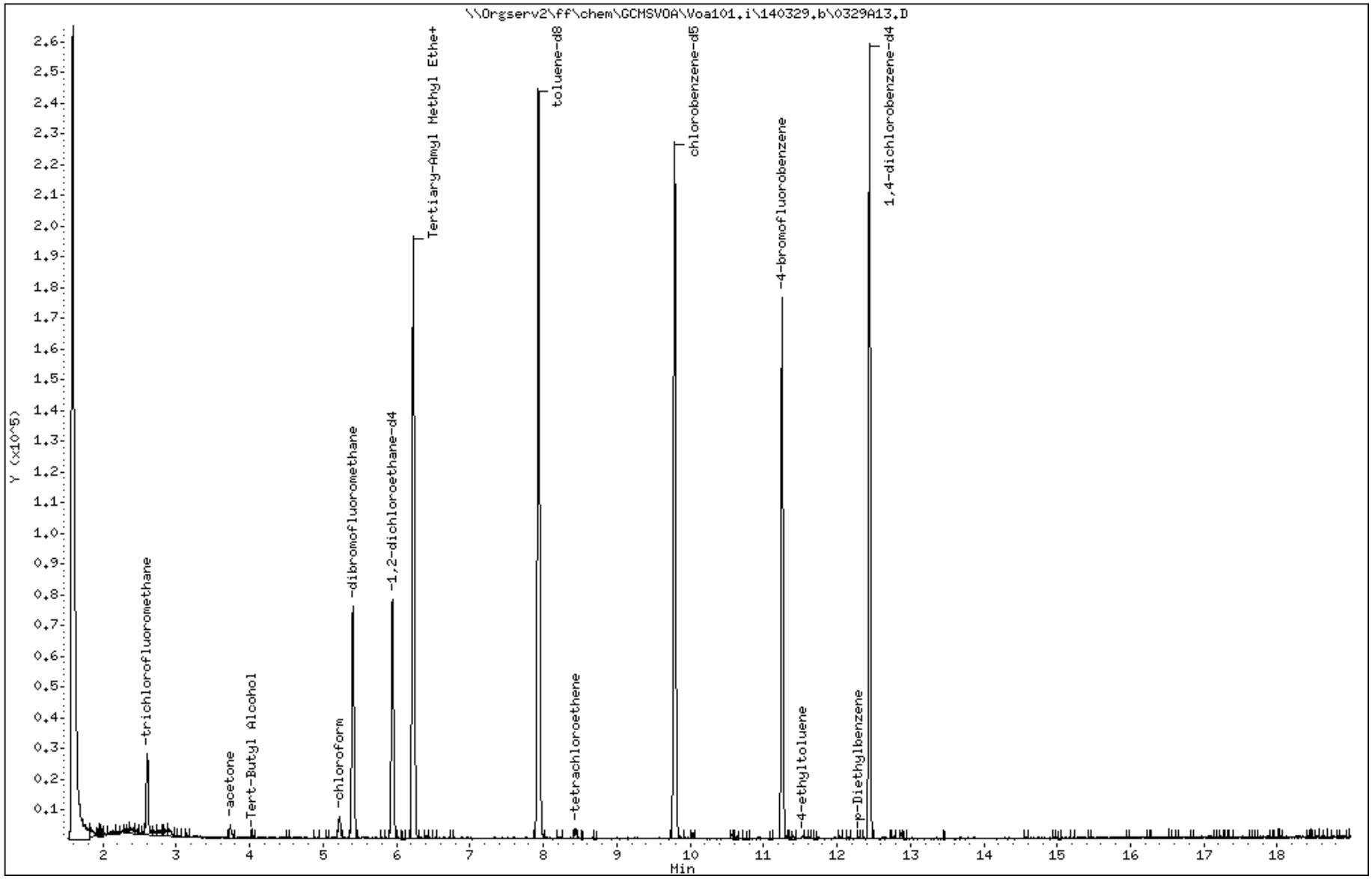

Data File: \\Orgserv2\ff\chem\GCMSVOA\Voa101.i\140329.b\0329A13.D

Date : 29-MAR-2014 16:51

Client ID:

Instrument: Voa101.i

Sample Info: 11406036-38,31,10,,a

Purge Volume: 10.0

Operator: PD

Column phase:

Column diameter: 0.18

6 trichlorofluoromethane

Concentration: 27.995 ngs

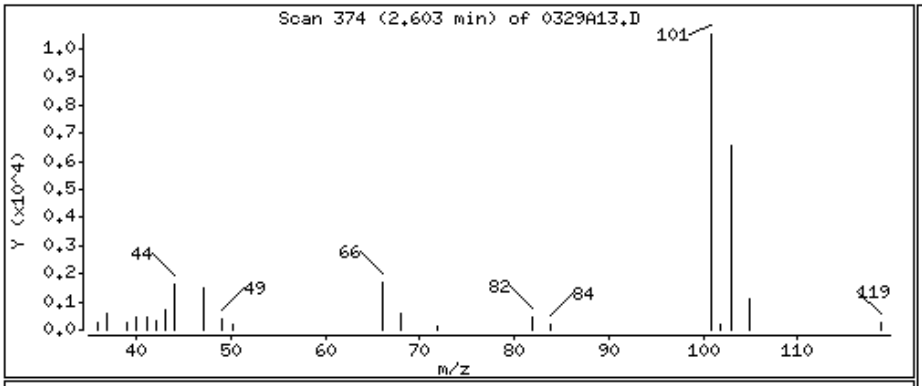

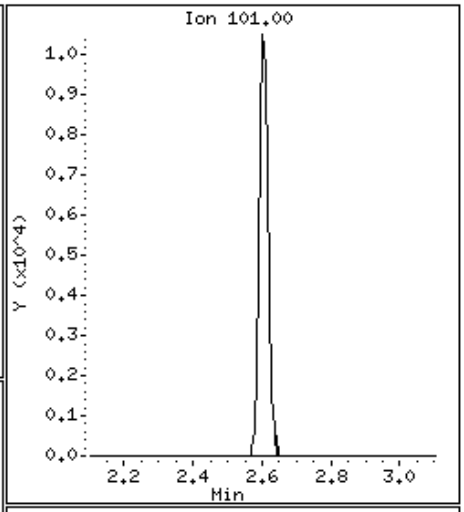

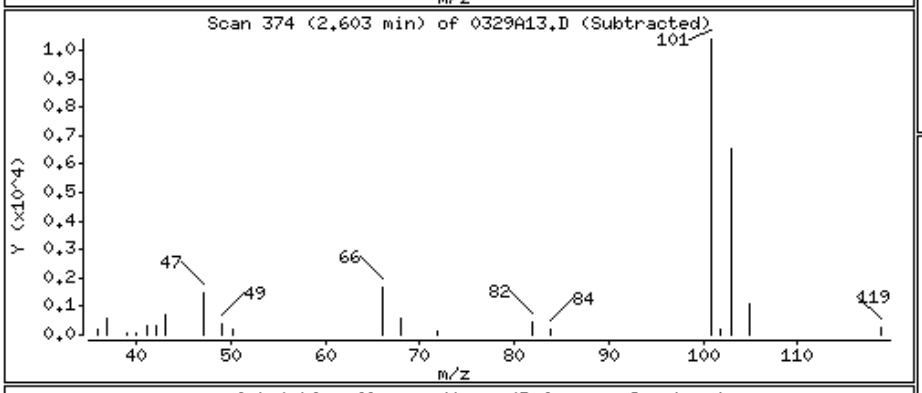

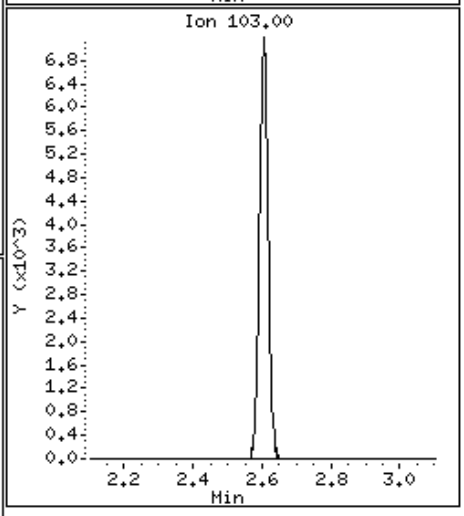

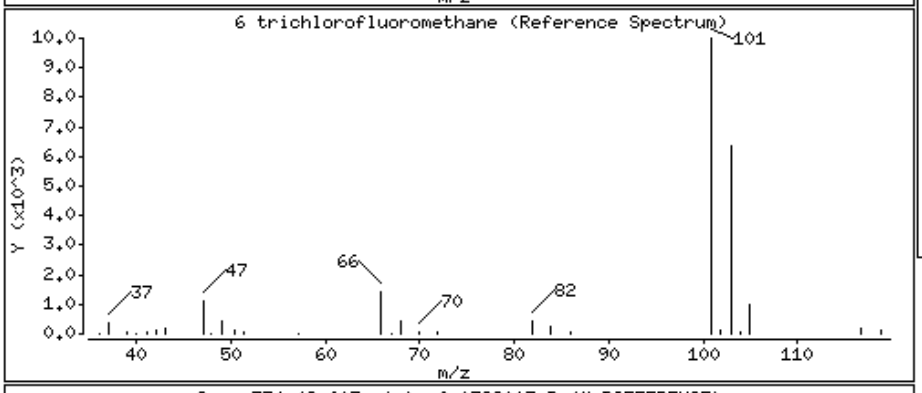

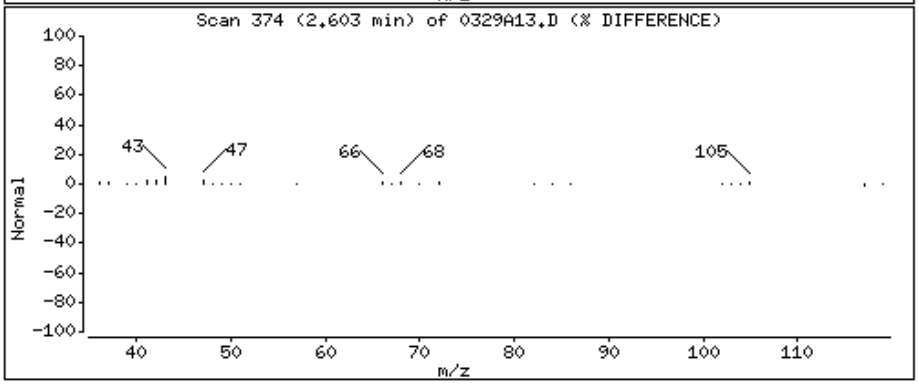

Data File: \\Orgserv2\ff\chem\GCMSVOA\Voa101.i\140329.b\0329A13.D

Date : 29-MAR-2014 16:51

Client ID:

Instrument: Voa101.i

Sample Info: 11406036-38,31,10,,a

Purge Volume: 10.0

Operator: PD

Column phase:

Column diameter: 0.18

15 acetone

Concentration: 41.299 ngs

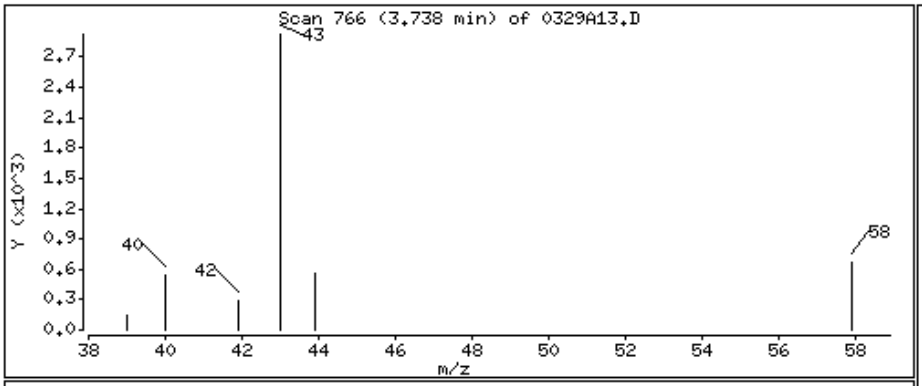

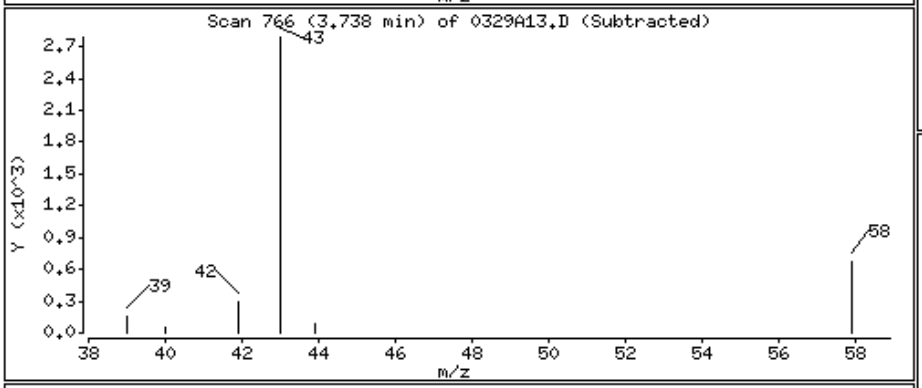

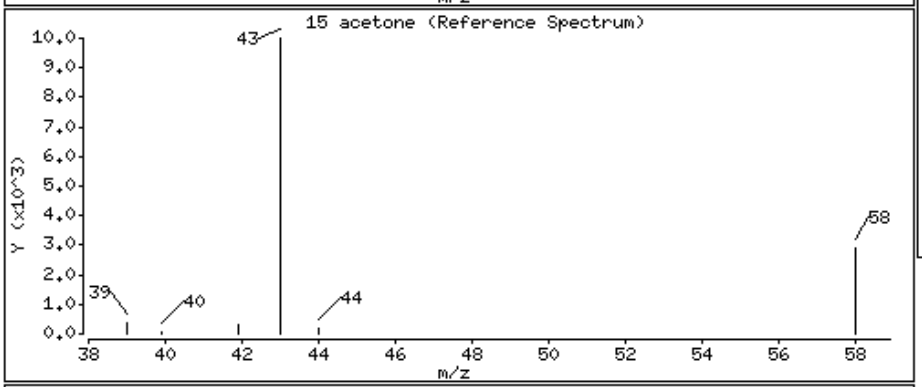

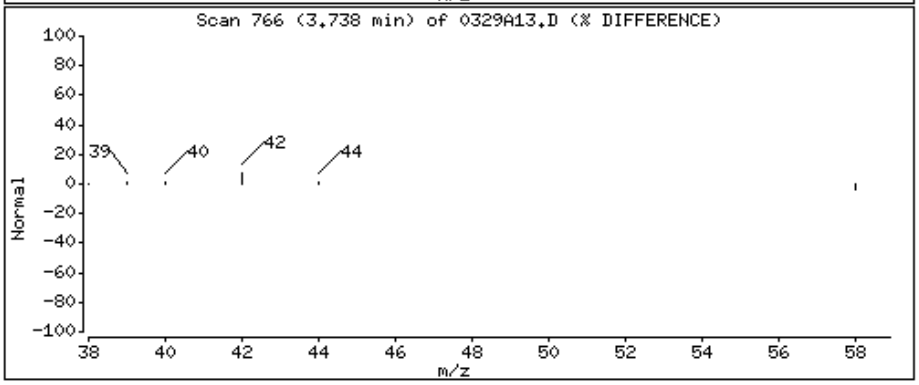

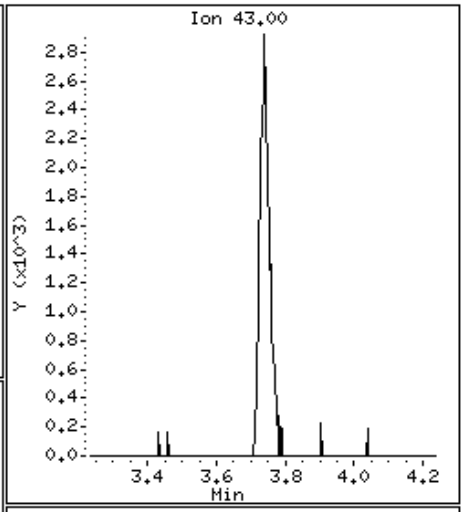

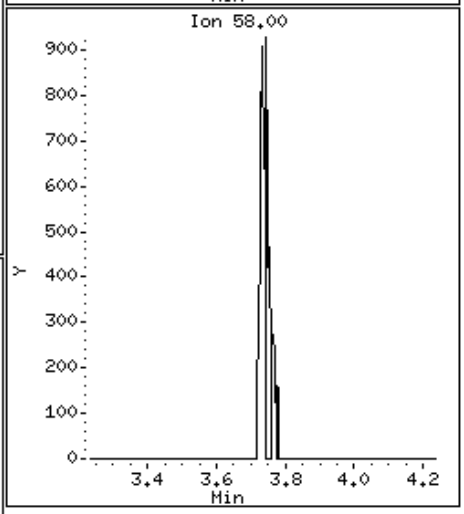

Data File: \\Orgserv2\ff\chem\GCMSVOA\Voa101.i\140329.b\0329A13.D

Date : 29-MAR-2014 16:51

Client ID:

Instrument: Voa101.i

Sample Info: 11406036-38,31,10,,a

Purge Volume: 10.0

Operator: PD

Column phase:

Column diameter: 0.18

31 chloroform

Concentration: 5.600 ngs

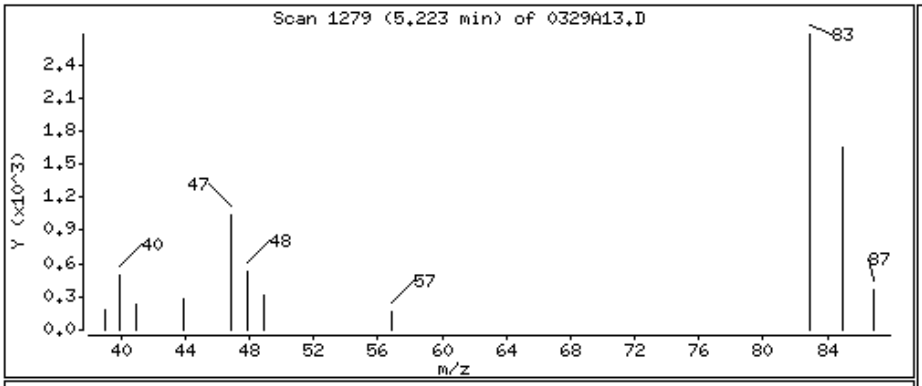

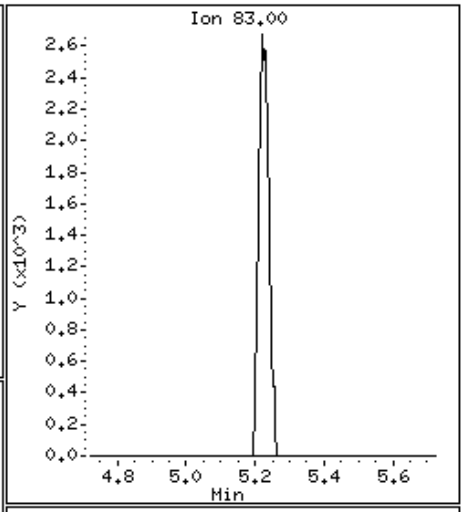

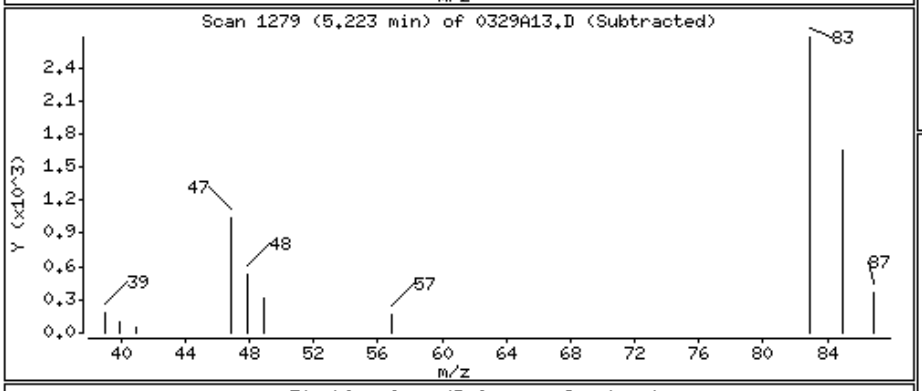

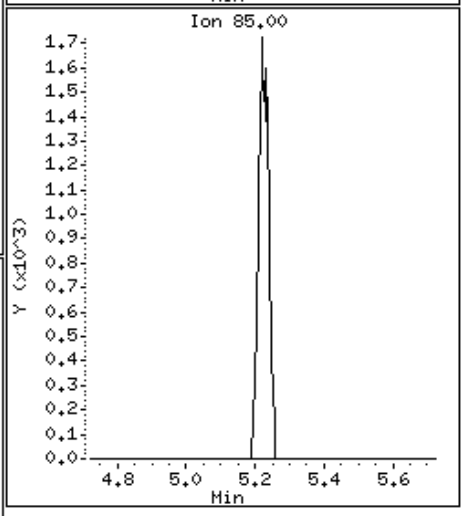

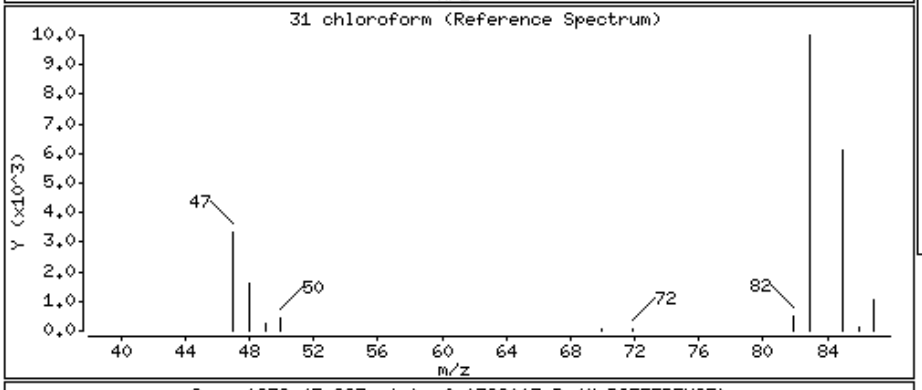

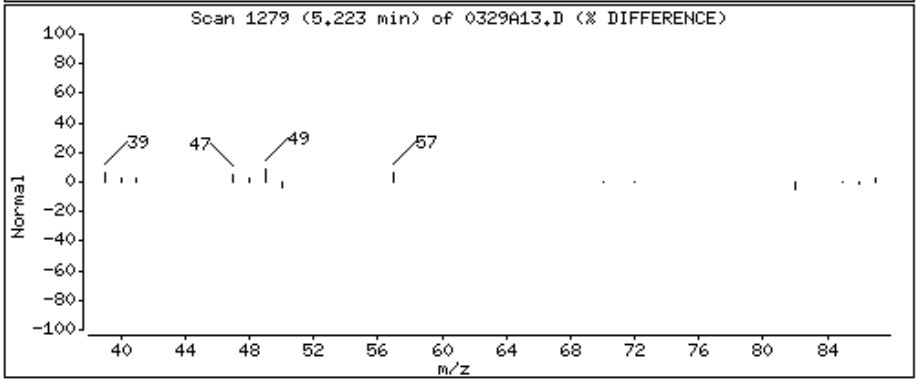

Data File: \\Orgserv2\ff\chem\GCMSVOA\Voa101.i\140329.b\0329A13.D

Date : 29-MAR-2014 16:51

Client ID:

Instrument: Voa101.i

Sample Info: l1406036-38,31,10,,a

Purge Volume: 10.0

Operator: PD

Column phase:

Column diameter: 0.18

63 tetrachloroethene

Concentration: 1.849 ngs

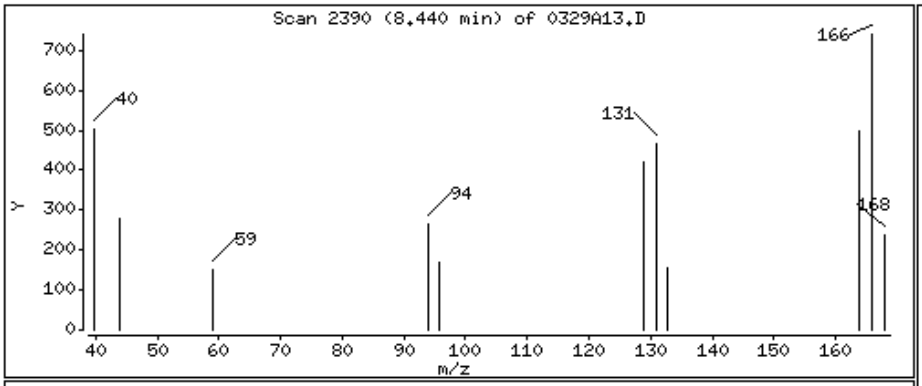

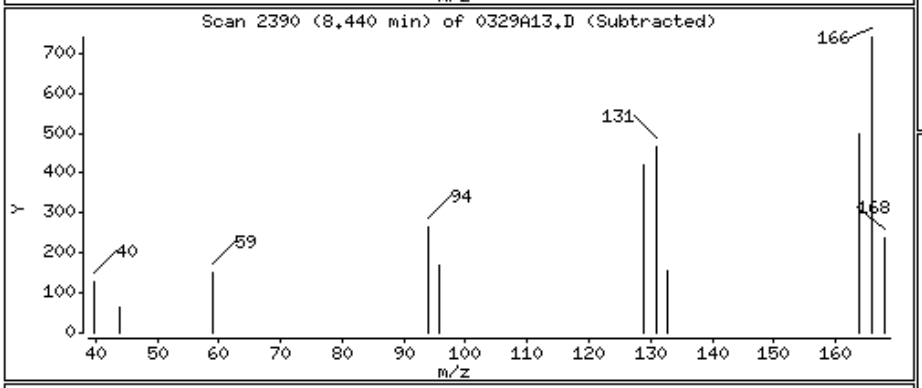

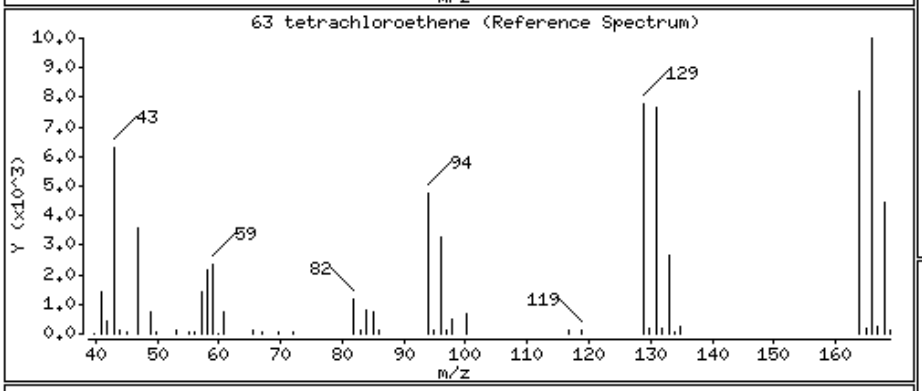

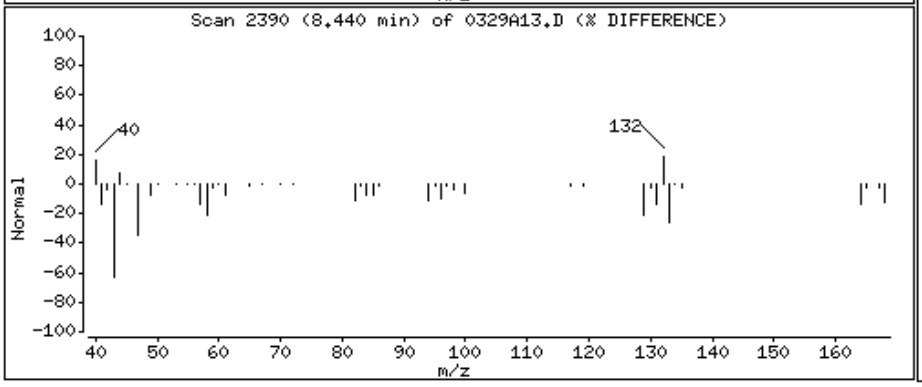

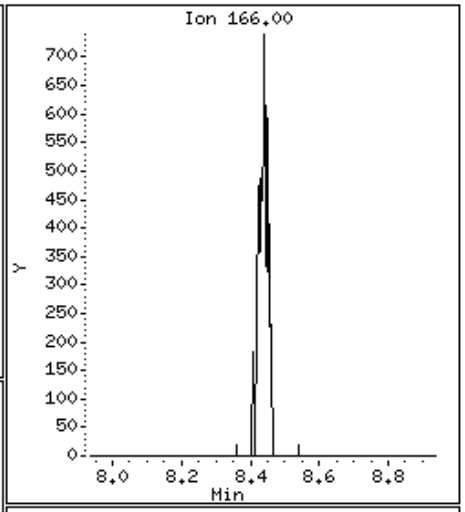

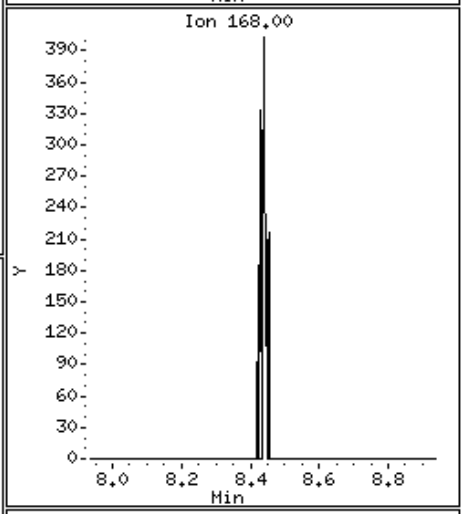

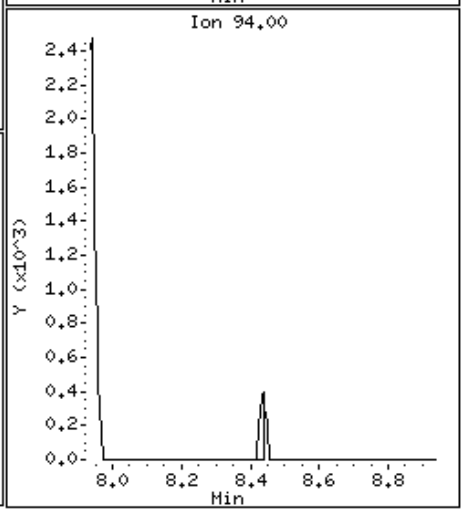

Alpha Analytical Labs

Manual Integration

Sample Info	: l1406036-38,31,10,,a wg678899,ical9333		
Instrument ID	: Voa101.i		
Method	: liq8260C.m		
File	: 0329A13.D		
Injection Date	: 29-MAR-2014 16:51		
Quantitation	: ISTD	Integrator :	HP RTE
Dilution Factor	: 1.00	Sample Type:	SAMPLE

This File has no version history.

//Orgserv2/ff/chem/GCMSVOA/Voa101.i/140329.b/original/0329A13.D

Alpha Analytical Labs

gc/ms voa - Elaine

Data file : \\Orgserv2\ff\chem\GCMSVOA\Elaine.i\140329.b\0329A12.D
Lab Smp Id:
Inj Date : 29-MAR-2014 17:02
Operator : PD Inst ID: Elaine.i
Smp Info : l1406036-22,31,10,,a
Misc Info : wg678962,ical9341
Comment :
Method : \\Orgserv2\ff\chem\GCMSVOA\Elaine.i\140329.b\liq8260C.m
Meth Date : 30-Mar-2014 21:28 pduczmalew Quant Type: ISTD
Cal Date : 24-MAR-2014 23:22 Cal File: 0324A06.D
Als bottle: 1
Dil Factor: 1.00000
Integrator: HP RTE Compound Sublist: NJTCL.sub
Target Version: 4.12
Processing Host: VIRTUALXP-76524

Concentration Formula: Amt * DF * CpndVariable
Cpnd Variable Local Compound Variable

	Compounds	QUANT SIG MASS	RT	EXP RT	REL RT	RESPONSE	CONCENTRATIONS ON-COLUMN (ngs)	FINAL (ngs)	REVIEW CODE
	1 dichlorodifluoromethane	85	Compound Not Detected.						
	2 chloromethane	50	Compound Not Detected.						
	3 vinyl chloride	62	Compound Not Detected.						
	4 bromomethane	94	Compound Not Detected.						
	5 chloroethane	64	Compound Not Detected.						
	6 trichlorofluoromethane	101	Compound Not Detected.						
	9 freon-113	101	Compound Not Detected.						
	10 acetone	43	4.377	4.377	(0.485)	2474	29.0366	29.036	
	11 1,1,-dichloroethene	96	Compound Not Detected.						
	13 Methyl Acetate	43	Compound Not Detected.						
	14 methylene chloride	84	Compound Not Detected.						
	15 carbon disulfide	76	Compound Not Detected.						
	17 methyl tert butyl ether	73	Compound Not Detected.						
	19 trans-1,2-dichloroethene	96	Compound Not Detected.						
	23 1,1-dichloroethane	63	Compound Not Detected.						
	26 2-butanone	43	Compound Not Detected.						
	29 cis-1,2-dichloroethene	96	Compound Not Detected.						
	30 chloroform	83	7.469	7.469	(0.827)	2389	3.34671	3.346	
	31 bromochloromethane	128	Compound Not Detected.						
$	34 dibromofluoromethane	113	7.797	7.786	(0.863)	35157	97.5246	97.524	
	36 1,1,1-trichloroethane	97	Compound Not Detected.						
	37 Cyclohexane	56	Compound Not Detected.						
	39 carbontetrachloride	117	Compound Not Detected.						
$	41 1,2-dichloroethane-d4	65	8.535	8.535	(0.945)	43324	99.9966	99.996	
	42 1,2-dichloroethane	62	Compound Not Detected.						
	43 benzene	78	Compound Not Detected.						
*	45 flourobenzene	96	9.031	9.031	(1.000)	155853	100.000		
	47 trichloroethene	95	9.654	9.654	(1.069)	1951	4.67904	4.679	
	48 methyl cyclohexane	83	Compound Not Detected.						

	Compounds	QUANT SIG MASS	RT	EXP RT	REL RT	RESPONSE	CONCENTRATIONS ON-COLUMN (ngs)	CONCENTRATIONS FINAL (ngs)	REVIEW CODE
	49 1,2-dichloropropane	63	Compound Not Detected.						
	50 bromodichloromethane	83	Compound Not Detected.						
	51 1,4-Dioxane	88	Compound Not Detected.						
	54 4-methyl-2-pentanone	58	Compound Not Detected.						
	57 cis-1,3-dichloropropene	75	Compound Not Detected.						
$	58 toluene-d8	98	11.553	11.564	(0.820)	173809	99.8174	99.817	
	59 toluene	92	Compound Not Detected.						
	62 trans-1,3-dichloropropene	75	Compound Not Detected.						
	64 2-hexanone	43	Compound Not Detected.						
	63 1,1,2-trichloroethane	83	Compound Not Detected.						
	66 tetrachloroethene	166	Compound Not Detected.						
	67 chlorodibromomethane	129	Compound Not Detected.						
	68 1,2-dibromoethane	107	Compound Not Detected.						
*	69 chlorobenzene-d5	117	14.086	14.086	(1.000)	137572	100.000		
	70 chlorobenzene	112	Compound Not Detected.						
	72 ethyl benzene	91	Compound Not Detected.						
	73 p/m xylene	106	Compound Not Detected.						
	74 o xylene	106	Compound Not Detected.						
	75 styrene	104	Compound Not Detected.						
	76 isopropylbenzene	105	Compound Not Detected.						
	77 bromoform	173	Compound Not Detected.						
	79 1,1,2,2,-tetrachloroethane	83	Compound Not Detected.						
$	80 4-bromofluorobenzene	95	16.218	16.218	(0.883)	79130	98.4734	98.473	
	93 1,3-dichlorobenzene	146	Compound Not Detected.						
*	94 1,4-dichlorobenzene-d4	152	18.360	18.360	(1.000)	65609	100.000		
	95 1,4-dichlorobenzene	146	Compound Not Detected.						
	98 1,2-dichlorobenzene	146	Compound Not Detected.						
	100 1,2-dibromo-3-chloropropane	75	Compound Not Detected.						
	102 1,2,4-trichlorobenzene	180	Compound Not Detected.						
	105 1,2,3-trichlorobenzene	180	Compound Not Detected.						

Alpha Analytical Labs

gc/ms voa - Elaine

Data file : \\Orgserv2\ff\chem\GCMSVOA\Elaine.i\140329.b\0329A12.D
Lab Smp Id:
Inj Date : 29-MAR-2014 17:02
Operator : PD Inst ID: Elaine.i
Smp Info : l1406036-22,31,10,,a
Misc Info : wg678962,ical9341
Comment :
Method : \\Orgserv2\ff\chem\GCMSVOA\Elaine.i\140329.b\liq8260C.m
Meth Date : 30-Mar-2014 21:28 pduczmalew Quant Type: ISTD
Cal Date : 24-MAR-2014 23:22 Cal File: 0324A06.D
Als bottle: 1
Dil Factor: 1.00000
Integrator: HP RTE Compound Sublist: NJTCL.sub
Target Version: 4.12
Processing Host: VIRTUALXP-76524

- NO TENTATIVELY IDENTIFIED COMPOUNDS -

Alpha Analytical Labs

INTERNAL STANDARD COMPOUNDS
AREA AND RT SUMMARY

Instrument ID: Elaine.i
Lab File ID: 0329A12.D
Lab Smp Id:
Analysis Type: VOA
Quant Type: ISTD
Operator: PD
Method File: \\Orgserv2\ff\chem\GCMSVOA\Elaine.i\140329.b\liq8260C.m
Misc Info: wg678962,ical9341

Calibration Date: 29-MAR-2014
Calibration Time: 11:14
Level: LOW
Sample Type: WATER

Test Mode:
Use Last Continuing Calibrator.
If Continuing Cal. use Initial Cal. Level 3

		AREA LIMIT			
COMPOUND	STANDARD	LOWER	UPPER	SAMPLE	%DIFF
45 flourobenzene	216817	108409	433634	155853	-28.12
69 chlorobenzene-d5	183807	91904	367614	137572	-25.15
94 1,4-dichlorobenze	94614	47307	189228	65609	-30.66

		RT LIMIT			
COMPOUND	STANDARD	LOWER	UPPER	SAMPLE	%DIFF
45 flourobenzene	9.03	8.53	9.53	9.03	0.00
69 chlorobenzene-d5	14.09	13.59	14.59	14.09	0.00
94 1,4-dichlorobenze	18.36	17.86	18.86	18.36	0.00

AREA UPPER LIMIT = +100% of internal standard area.
AREA LOWER LIMIT = - 50% of internal standard area.
RT UPPER LIMIT = + 0.50 minutes of internal standard RT.
RT LOWER LIMIT = - 0.50 minutes of internal standard RT.

Alpha Analytical Labs

RECOVERY REPORT

Client Name: Client SDG: SDGa00307
Sample Matrix: LIQUID Fraction: VOA
Lab Smp Id:
Level: LOW Operator: PD
Data Type: MS DATA SampleType: SAMPLE
SpikeList File: curveall.spk Quant Type: ISTD
Sublist File: NJTCL.sub
Method File: \\Orgserv2\ff\chem\GCMSVOA\Elaine.i\140329.b\liq8260C.m
Misc Info: wg678962,ical9341

SURROGATE COMPOUND	AMOUNT ADDED ngs	AMOUNT RECOVERED ngs	% RECOVERED	LIMITS
$ 34 dibromofluorometha	100.000	97.524	97.52	70-130
$ 41 1,2-dichloroethane	100.000	99.996	100.00	70-130
$ 58 toluene-d8	100.000	99.817	99.82	70-130
$ 80 4-bromofluorobenze	100.000	98.473	98.47	70-130

Data File: \\Orgserv2\ff\chem\GCMSVOA\Elaine.i\140329.b\0329A12.D
Date : 29-MAR-2014 17:02
Client ID:
Sample Info: 11406036-22,31,10,,a
Purge Volume: 10.0
Column phase:

Instrument: Elaine.i
Operator: PD
Column diameter: 0.18

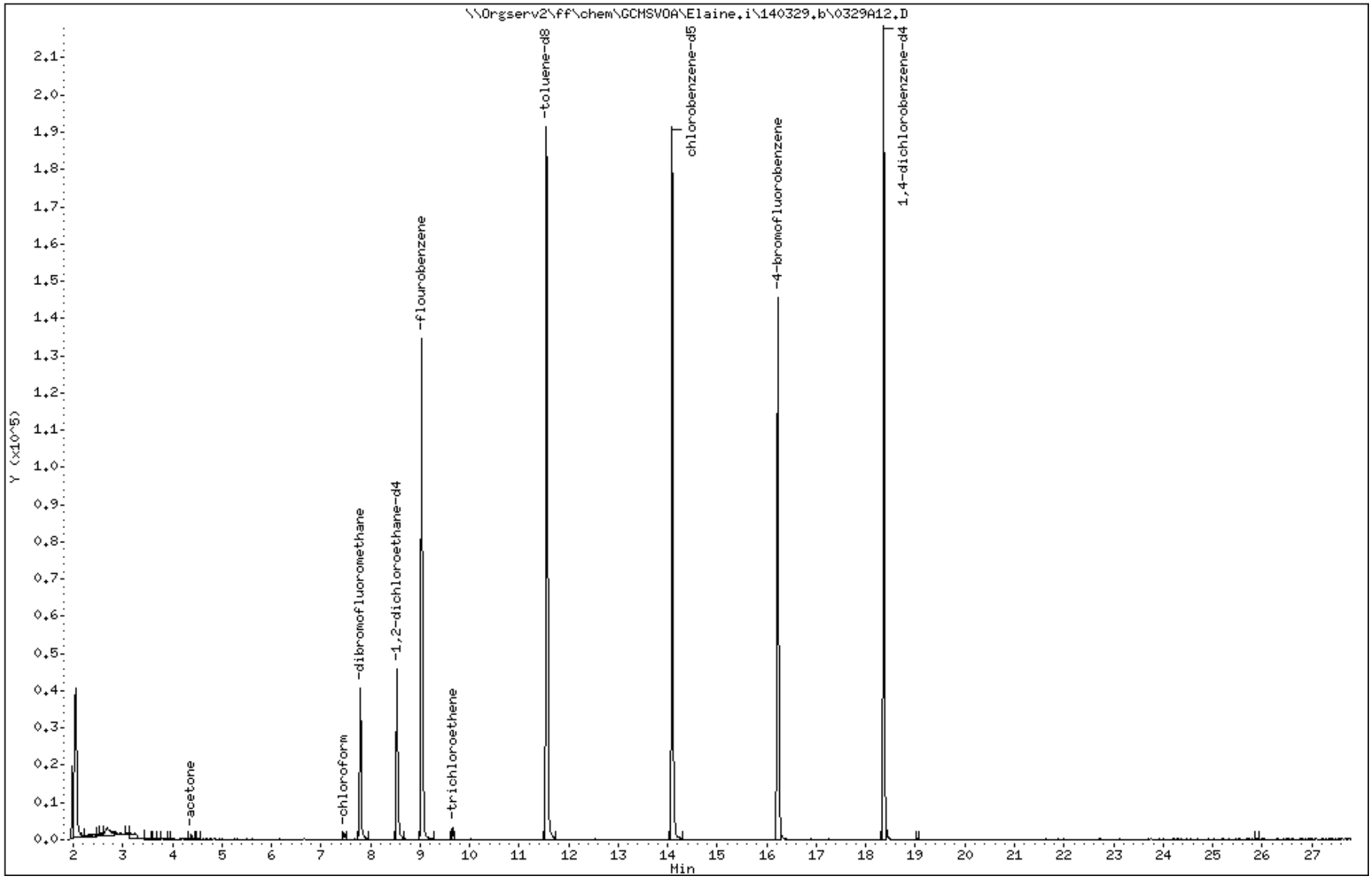

Data File: \\Orgserv2\ff\chem\GCMSVOA\Elaine.i\140329.b\0329A12.D

Date : 29-MAR-2014 17:02

Client ID:

Instrument: Elaine.i

Sample Info: 11406036-22,31,10,,a

Purge Volume: 10.0

Operator: PD

Column phase:

Column diameter: 0.18

10 acetone

Concentration: 29.036 ngs

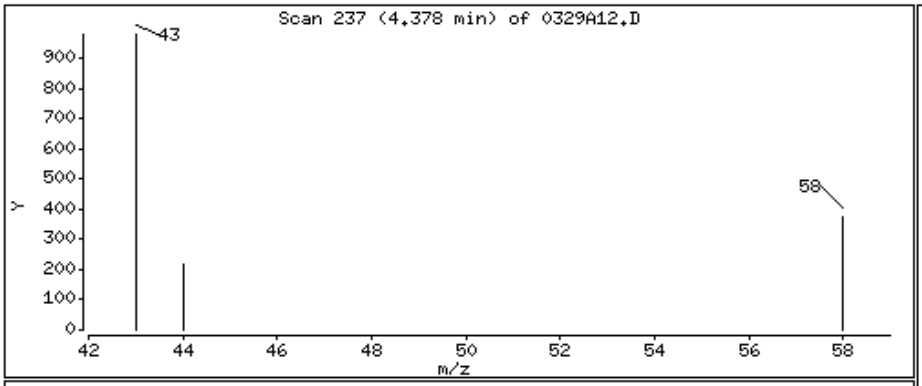

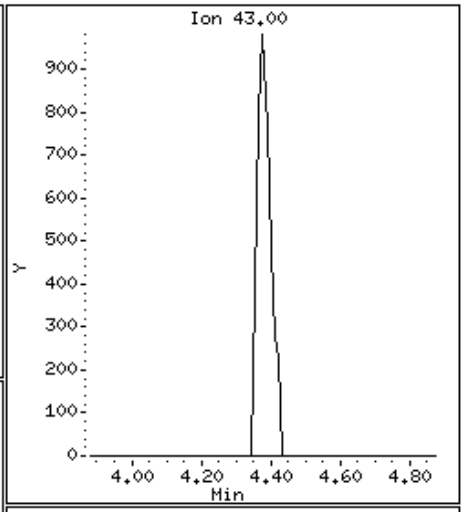

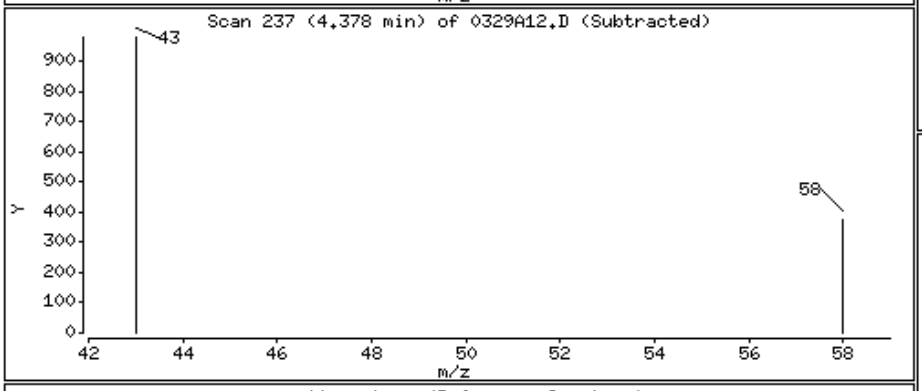

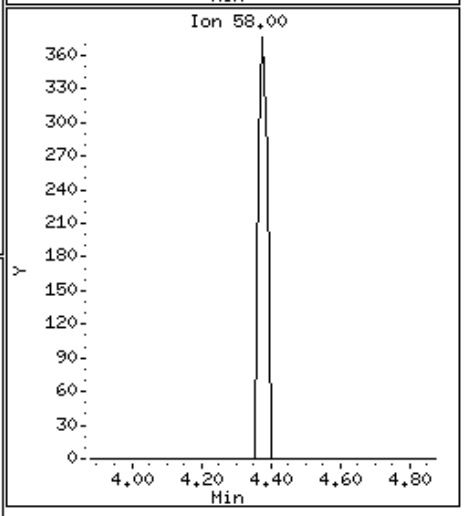

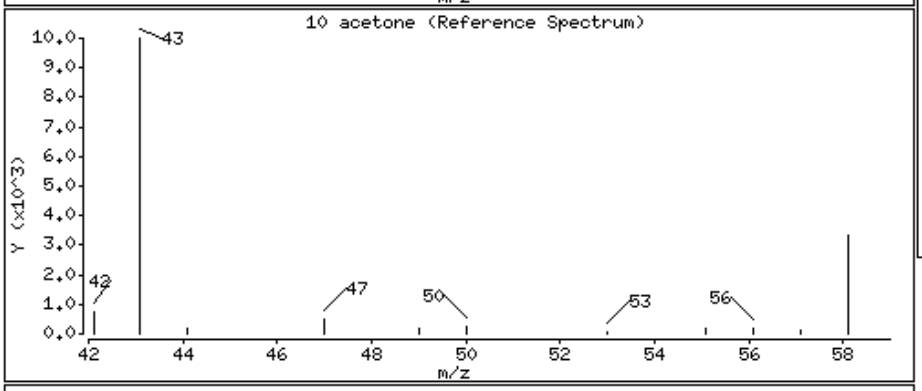

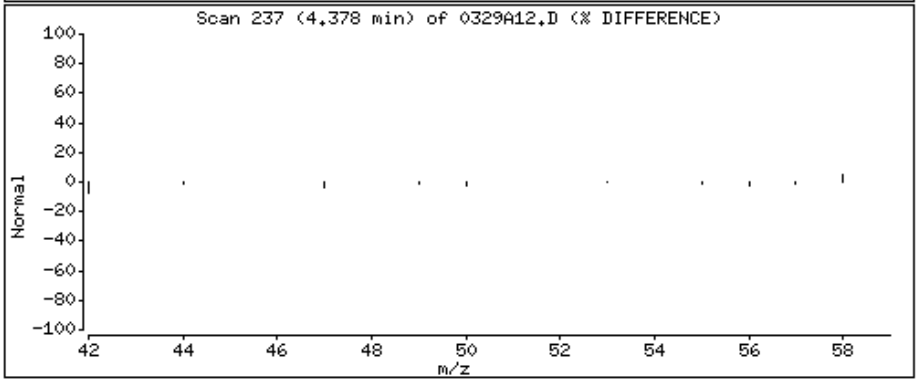

Data File: \\Orgserv2\ff\chem\GCMSVOA\Elaine.i\140329.b\0329A12.D

Date : 29-MAR-2014 17:02

Client ID:

Instrument: Elaine.i

Sample Info: 11406036-22,31,10,,a

Purge Volume: 10.0

Operator: PD

Column phase:

Column diameter: 0.18

30 chloroform

Concentration: 3.346 ngs

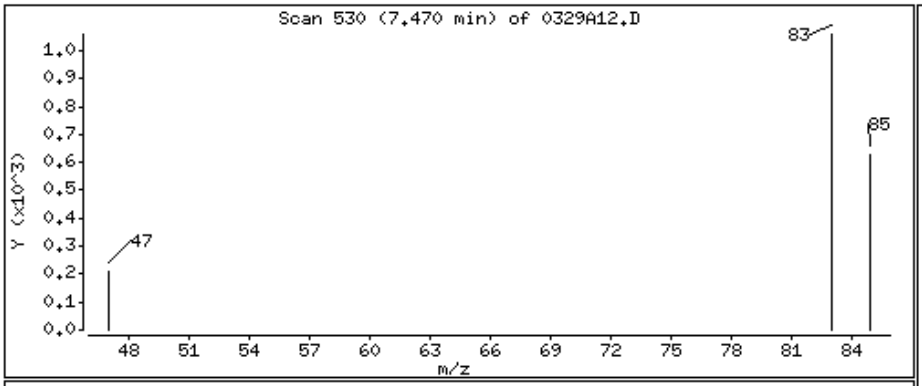

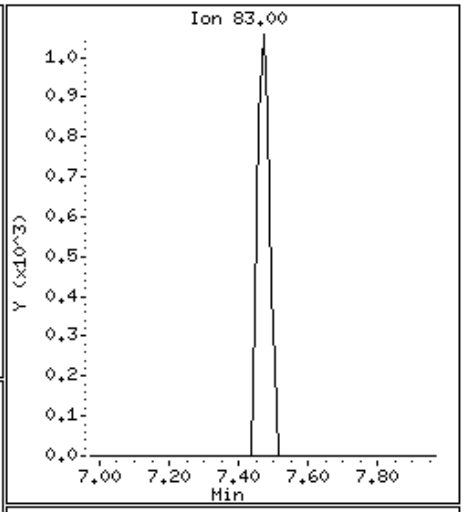

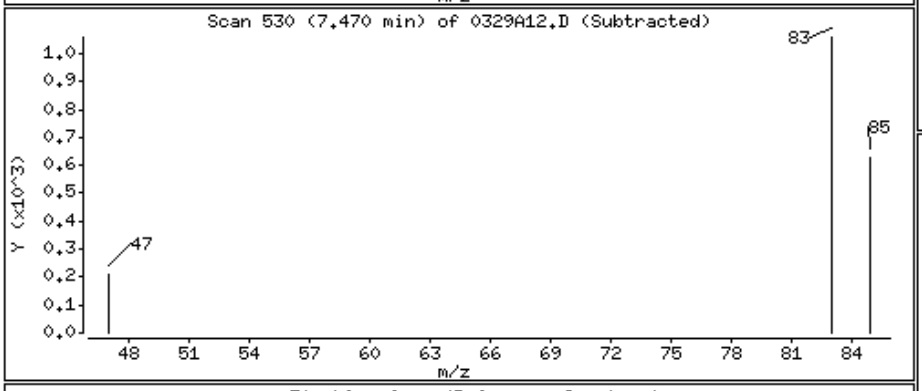

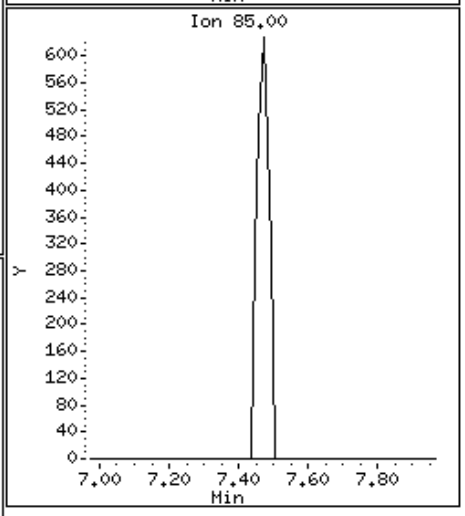

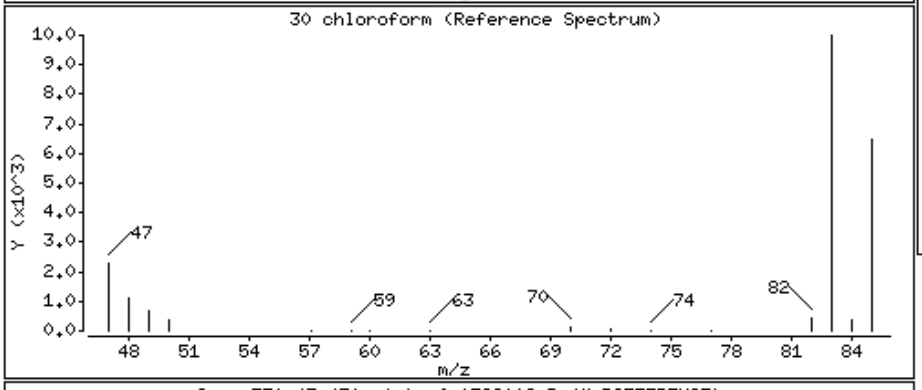

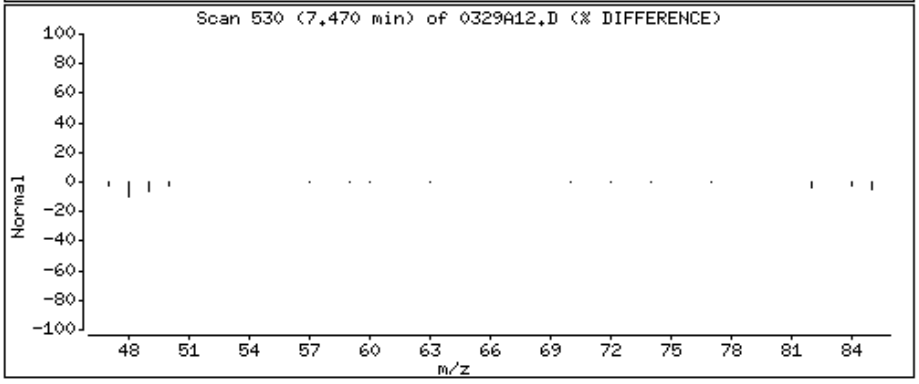

Data File: \\Orgserv2\ff\chem\GCMSVOA\Elaine.i\140329.b\0329A12.D

Date : 29-MAR-2014 17:02

Client ID:

Instrument: Elaine.i

Sample Info: 11406036-22,31,10,,a

Purge Volume: 10.0

Operator: PD

Column phase:

Column diameter: 0.18

47 trichloroethene

Concentration: 4.679 ngs

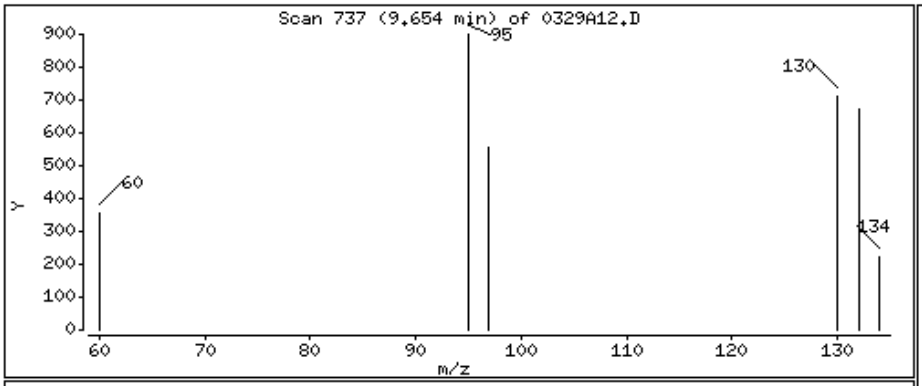

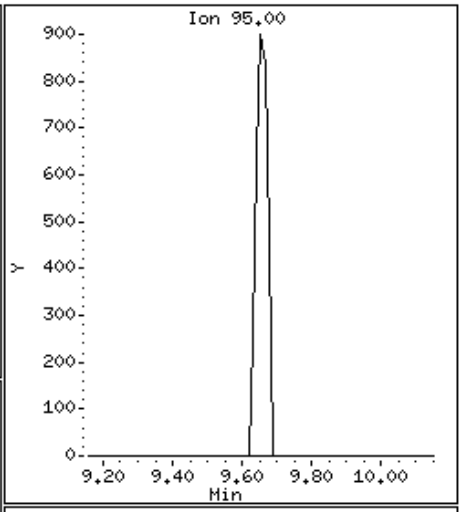

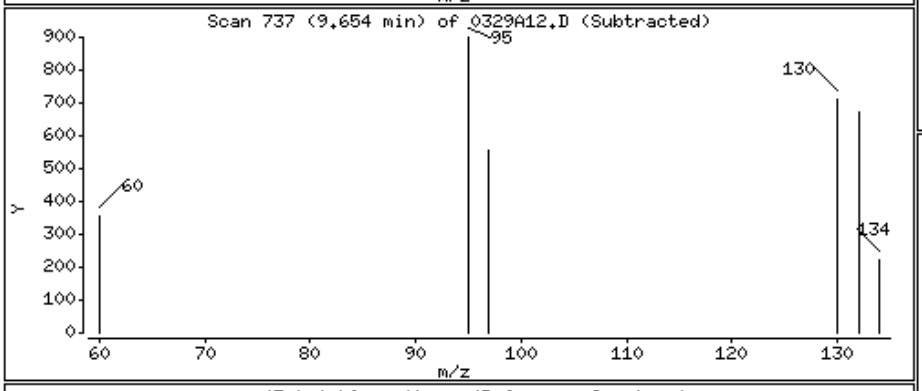

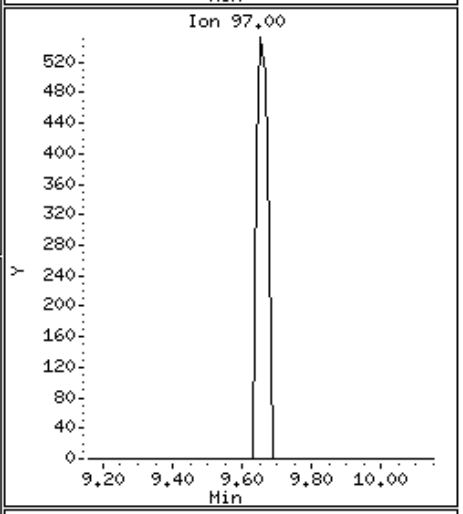

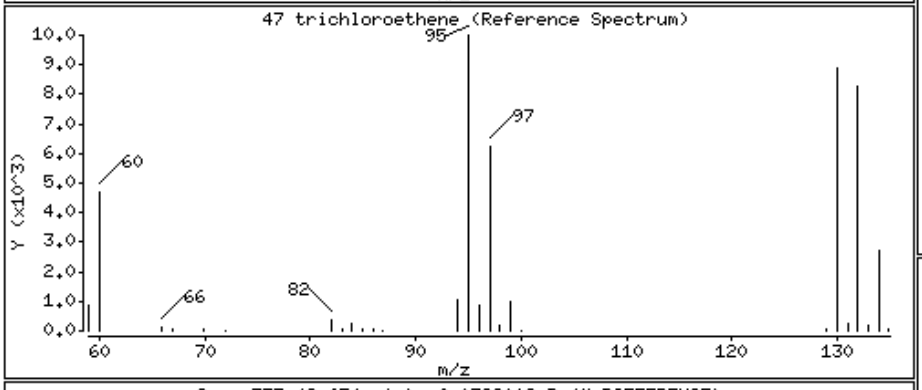

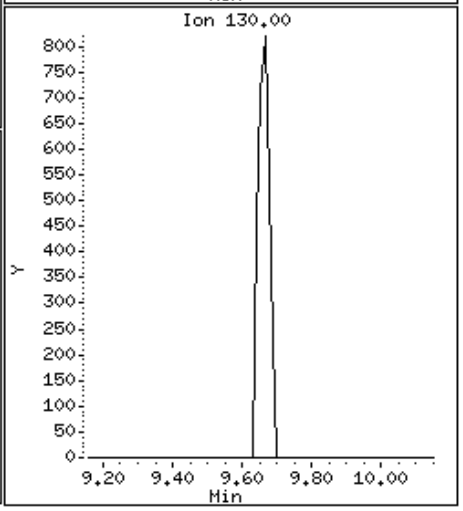

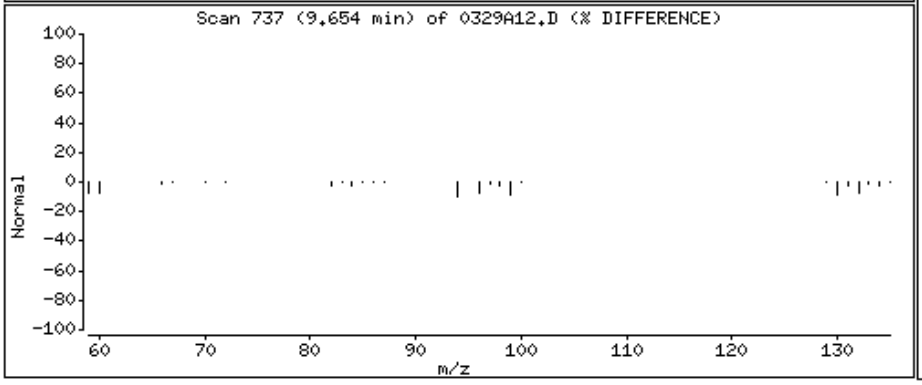

Alpha Analytical Labs

Manual Integration

Sample Info	: l1406036-22,31,10,,a wg678962,ical9341		
Instrument ID	: Elaine.i		
Method	: liq8260C.m		
File	: 0329A12.D		
Injection Date	: 29-MAR-2014 17:02		
Quantitation	: ISTD	Integrator :	HP RTE
Dilution Factor	: 1.00	Sample Type:	SAMPLE

This File has no version history.

//Orgserv2/ff/chem/GCMSVOA/Elaine.i/140329.b/original/0329A12.D

Alpha Analytical Labs

gc/ms voa - VOA101

Data file : \\Orgserv2\ff\chem\GCMSVOA\Voa101.i\140329.b\0329A14.D
Lab Smp Id:
Inj Date : 29-MAR-2014 17:19
Operator : PD Inst ID: Voa101.i
Smp Info : l1406036-39,31,10,,a
Misc Info : wg678899,ical9333
Comment :
Method : \\Orgserv2\ff\chem\GCMSVOA\Voa101.i\140329.b\liq8260C.m
Meth Date : 29-Mar-2014 15:20 ppaveglio Quant Type: ISTD
Cal Date : 24-MAR-2014 14:57 Cal File: 0324A12.D
Als bottle: 14
Dil Factor: 1.00000
Integrator: HP RTE Compound Sublist: NJTCL.sub
Target Version: 4.12
Processing Host: VIRTUALXP-76524

Concentration Formula: Amt * DF * CpndVariable
Cpnd Variable Local Compound Variable

							CONCENTRATIONS		
	Compounds	QUANT SIG MASS	RT	EXP RT	REL RT	RESPONSE	ON-COLUMN (ngs)	FINAL (ngs)	REVIEW CODE
	1 dichlorodifluoromethane	85	Compound Not Detected.						
	2 chloromethane	50	Compound Not Detected.						
	3 vinyl chloride	62	Compound Not Detected.						
	4 bromomethane	94	Compound Not Detected.						
	5 chloroethane	64	Compound Not Detected.						
	6 trichlorofluoromethane	101	2.605	2.603	(0.418)	2203	3.17020	3.170(QM)	M1
	8 1,1,-dichloroethene	96	Compound Not Detected.						
	11 freon-113	101	Compound Not Detected.						
	10 carbon disulfide	76	Compound Not Detected.						
	14 methylene chloride	84	Compound Not Detected.						
	15 acetone	43	3.737	3.735	(0.600)	11351	83.7683	83.768	
	16 trans-1,2-dichloroethene	96	Compound Not Detected.						
	17 Methyl Acetate	43	Compound Not Detected.						
	18 methyl tert butyl ether	73	Compound Not Detected.						
	22 1,1-dichloroethane	63	Compound Not Detected.						
	27 cis-1,2-dichloroethene	96	Compound Not Detected.						
	29 bromochloromethane	128	Compound Not Detected.						
	30 Cyclohexane	56	Compound Not Detected.						
	31 chloroform	83	5.223	5.223	(0.838)	5267	5.14347	5.143	
	33 carbontetrachloride	117	Compound Not Detected.						
$	36 dibromofluoromethane	113	5.402	5.405	(0.867)	51102	107.251	107.250	
	37 1,1,1-trichloroethane	97	Compound Not Detected.						
	38 2-butanone	43	Compound Not Detected.						
	40 benzene	78	Compound Not Detected.						
$	42 1,2-dichloroethane-d4	65	5.947	5.941	(0.954)	59261	112.177	112.176	
	43 1,2-dichloroethane	62	Compound Not Detected.						
*	45 flourobenzene	96	6.230	6.227	(1.000)	181795	100.000		
	49 trichloroethene	95	6.404	6.401	(1.028)	2330	3.85050	3.850(Q)	
	46 methyl cyclohexane	83	Compound Not Detected.						

	Compounds	QUANT SIG MASS	RT	EXP RT	REL RT	RESPONSE	CONCENTRATIONS ON-COLUMN (ngs)	CONCENTRATIONS FINAL (ngs)	REVIEW CODE
	52 1,2-dichloropropane	63	Compound Not Detected.						
	53 bromodichloromethane	83	Compound Not Detected.						
	56 1,4-Dioxane	88	Compound Not Detected.						
	58 cis-1,3-dichloropropene	75	Compound Not Detected.						
$	59 toluene-d8	98	7.933	7.933	(0.810)	178535	91.3051	91.305	
	60 toluene	92	Compound Not Detected.						
	62 4-methyl-2-pentanone	58	Compound Not Detected.						
	63 tetrachloroethene	166	8.437	8.437	(0.862)	17180	26.3568	26.356	
	64 trans-1,3-dichloropropene	75	Compound Not Detected.						
	68 1,1,2-trichloroethane	83	Compound Not Detected.						
	69 chlorodibromomethane	129	Compound Not Detected.						
	71 1,2-dibromoethane	107	Compound Not Detected.						
	73 2-hexanone	43	Compound Not Detected.						
*	74 chlorobenzene-d5	117	9.792	9.786	(1.000)	144971	100.000		
	75 chlorobenzene	112	Compound Not Detected.						
	76 ethyl benzene	91	Compound Not Detected.						
	78 p/m xylene	106	Compound Not Detected.						
	79 o xylene	106	Compound Not Detected.						
	80 styrene	104	Compound Not Detected.						
	81 bromoform	173	Compound Not Detected.						
	82 isopropylbenzene	105	Compound Not Detected.						
$	83 4-bromofluorobenzene	95	11.254	11.251	(0.904)	65261	100.837	100.836	
	88 1,1,2,2,-tetrachloroethane	83	Compound Not Detected.						
	99 1,3-dichlorobenzene	146	Compound Not Detected.						
*	100 1,4-dichlorobenzene-d4	152	12.444	12.441	(1.000)	62589	100.000		
	101 1,4-dichlorobenzene	146	Compound Not Detected.						
	104 1,2-dichlorobenzene	146	Compound Not Detected.						
	106 1,2-dibromo-3-chloropropane	75	Compound Not Detected.						
	109 1,2,4-trichlorobenzene	180	Compound Not Detected.						
	111 1,2,3-trichlorobenzene	180	Compound Not Detected.						

QC Flag Legend

Q - Qualifier signal failed the ratio test.
M - Compound response manually integrated.

Alpha Analytical Labs

gc/ms voa - VOA101

Data file : \\Orgserv2\ff\chem\GCMSVOA\Voa101.i\140329.b\0329A14.D
Lab Smp Id:
Inj Date : 29-MAR-2014 17:19
Operator : PD Inst ID: Voa101.i
Smp Info : l1406036-39,31,10,,a
Misc Info : wg678899,ical9333
Comment :
Method : \\Orgserv2\ff\chem\GCMSVOA\Voa101.i\140329.b\liq8260C.m
Meth Date : 29-Mar-2014 15:20 ppaveglio Quant Type: ISTD
Cal Date : 24-MAR-2014 14:57 Cal File: 0324A12.D
Als bottle: 14
Dil Factor: 1.00000
Integrator: HP RTE Compound Sublist: NJTCL.sub
Target Version: 4.12
Processing Host: VIRTUALXP-76524

- NO TENTATIVELY IDENTIFIED COMPOUNDS -

Alpha Analytical Labs

INTERNAL STANDARD COMPOUNDS
AREA AND RT SUMMARY

Instrument ID: Voa101.i
Lab File ID: 0329A14.D
Lab Smp Id:
Analysis Type: VOA
Quant Type: ISTD
Operator: PD
Method File: \\Orgserv2\ff\chem\GCMSVOA\Voa101.i\140329.b\liq8260C.m
Misc Info: wg678899,ical9333

Calibration Date: 29-MAR-2014
Calibration Time: 11:27
Level: LOW
Sample Type: WATER

Test Mode:
Use Last Continuing Calibrator.
If Continuing Cal. use Initial Cal. Level 3

		AREA LIMIT			
COMPOUND	STANDARD	LOWER	UPPER	SAMPLE	%DIFF
45 flourobenzene	220923	110462	441846	181795	-17.71
74 chlorobenzene-d5	175802	87901	351604	144971	-17.54
100 1,4-dichlorobenze	84508	42254	169016	62589	-25.94

		RT LIMIT			
COMPOUND	STANDARD	LOWER	UPPER	SAMPLE	%DIFF
45 flourobenzene	6.23	5.73	6.73	6.23	0.05
74 chlorobenzene-d5	9.79	9.29	10.29	9.79	0.06
100 1,4-dichlorobenze	12.44	11.94	12.94	12.44	0.02

AREA UPPER LIMIT = +100% of internal standard area.
AREA LOWER LIMIT = - 50% of internal standard area.
RT UPPER LIMIT = + 0.50 minutes of internal standard RT.
RT LOWER LIMIT = - 0.50 minutes of internal standard RT.

Alpha Analytical Labs

RECOVERY REPORT

Client Name: Client SDG: SDGa00307
Sample Matrix: LIQUID Fraction: VOA
Lab Smp Id:
Level: LOW Operator: PD
Data Type: MS DATA SampleType: SAMPLE
SpikeList File: curveallim.spk Quant Type: ISTD
Sublist File: NJTCL.sub
Method File: \\Orgserv2\ff\chem\GCMSVOA\Voa101.i\140329.b\liq8260C.m
Misc Info: wg678899,ical9333

SURROGATE COMPOUND	AMOUNT ADDED ngs	AMOUNT RECOVERED ngs	% RECOVERED	LIMITS
$ 36 dibromofluorometha	100.000	107.250	107.25	70-130
$ 42 1,2-dichloroethane	100.000	112.176	112.18	70-130
$ 59 toluene-d8	100.000	91.305	91.31	70-130
$ 83 4-bromofluorobenze	100.000	100.836	100.84	70-130

Data File: \\Orgserv2\ff\chem\GCMSVOA\Voa101.i\140329.b\0329A14.D
Date : 29-MAR-2014 17:19
Client ID:
Sample Info: 11406036-39,31,10,,a
Purge Volume: 10.0
Column phase:

Instrument: Voa101.i
Operator: PD
Column diameter: 0.18

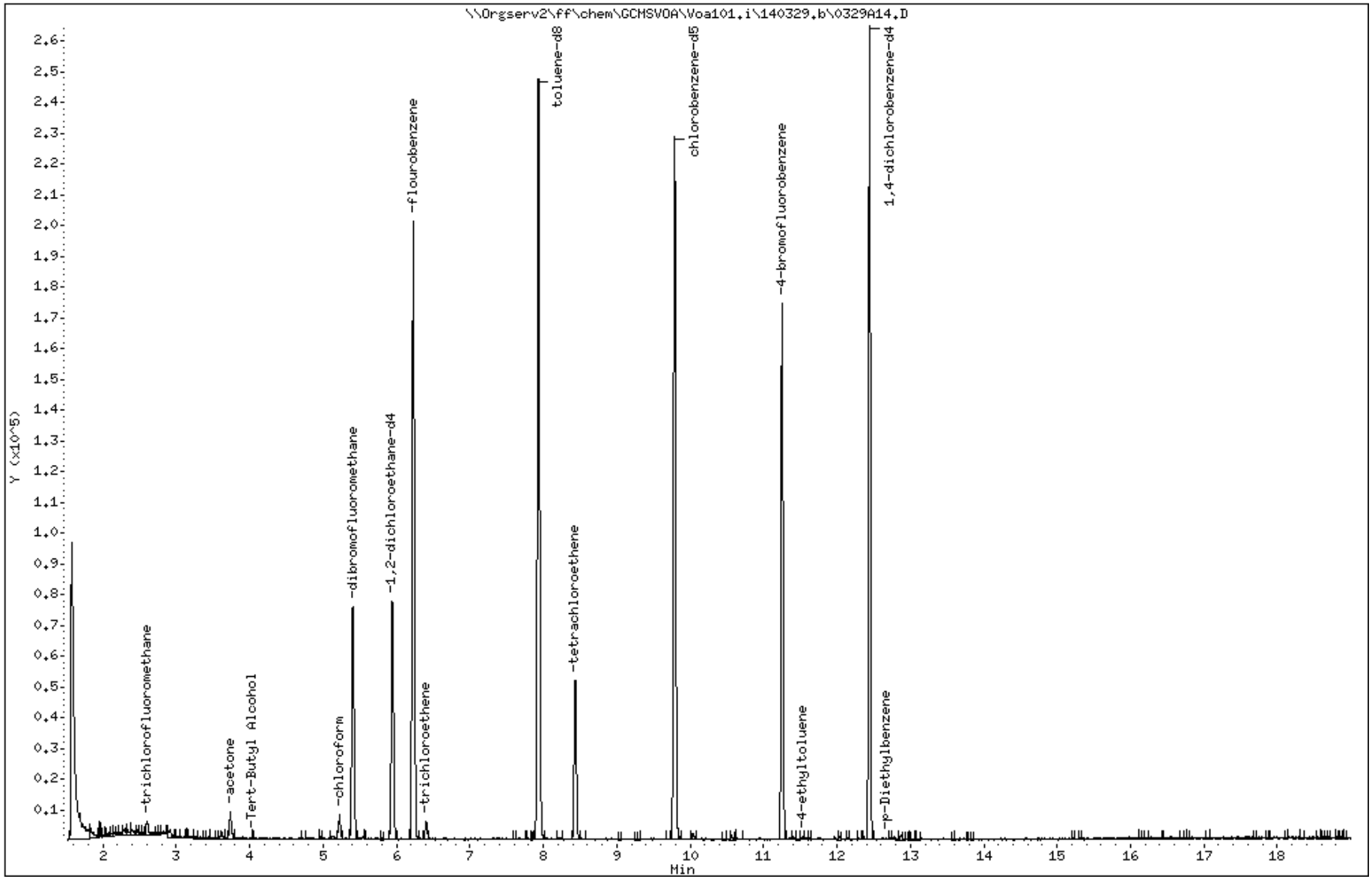

Data File: \\Orgserv2\ff\chem\GCMSVOA\Voa101.i\140329.b\0329A14.D

Date : 29-MAR-2014 17:19

Client ID:

Instrument: Voa101.i

Sample Info: 11406036-39,31,10,,a

Purge Volume: 10.0

Operator: PD

Column phase:

Column diameter: 0.18

6 trichlorofluoromethane

Concentration: 3.170 ngs

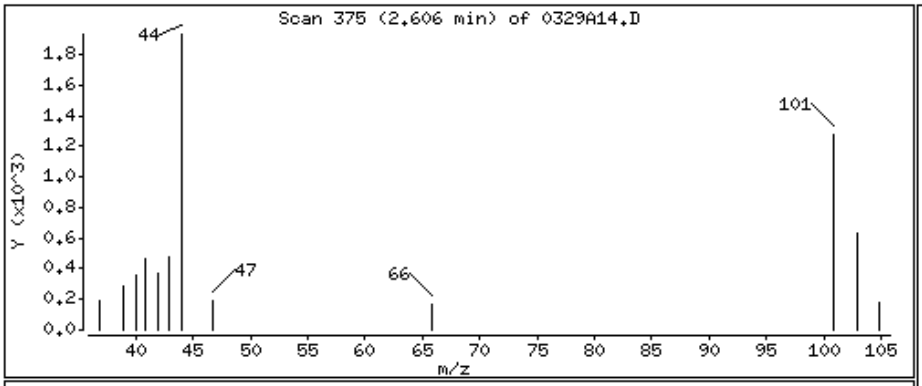

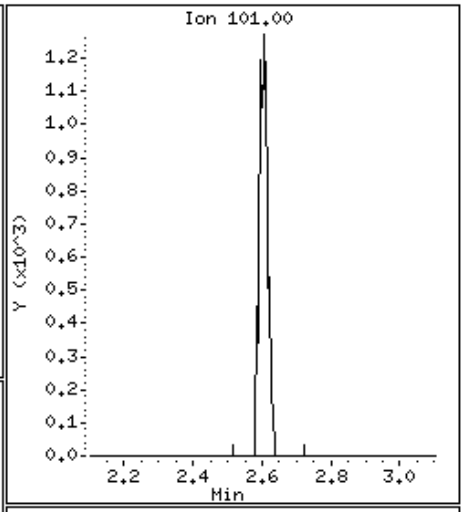

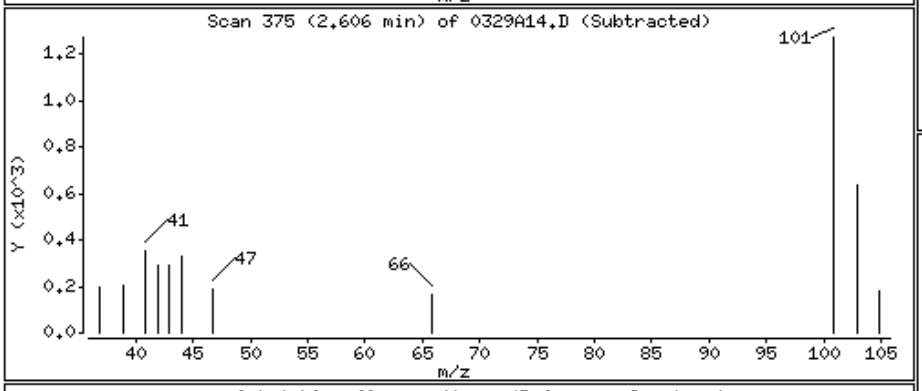

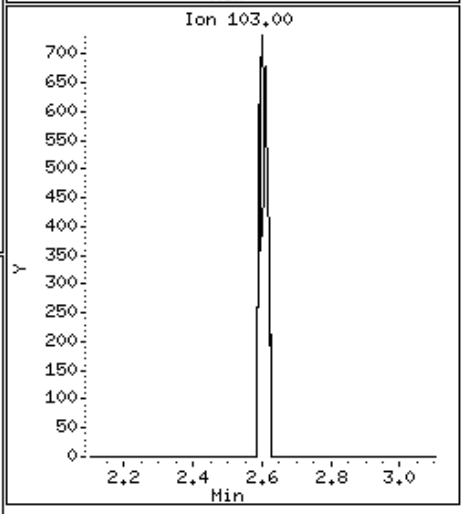

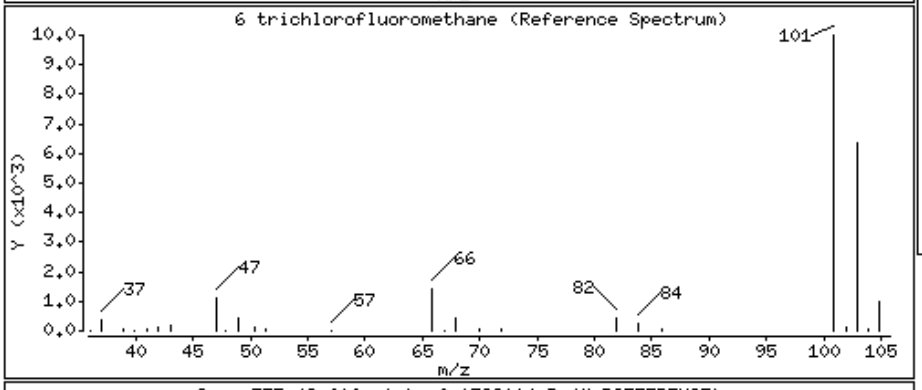

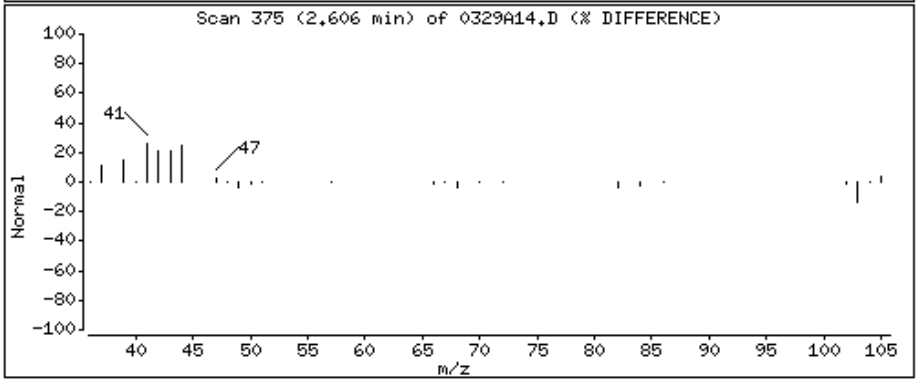

Data File: \\Orgserv2\ff\chem\GCMSVOA\Voa101.i\140329.b\0329A14.D

Date : 29-MAR-2014 17:19

Client ID:

Instrument: Voa101.i

Sample Info: 11406036-39,31,10,,a

Purge Volume: 10.0

Operator: PD

Column phase:

Column diameter: 0.18

15 acetone

Concentration: 83.768 ngs

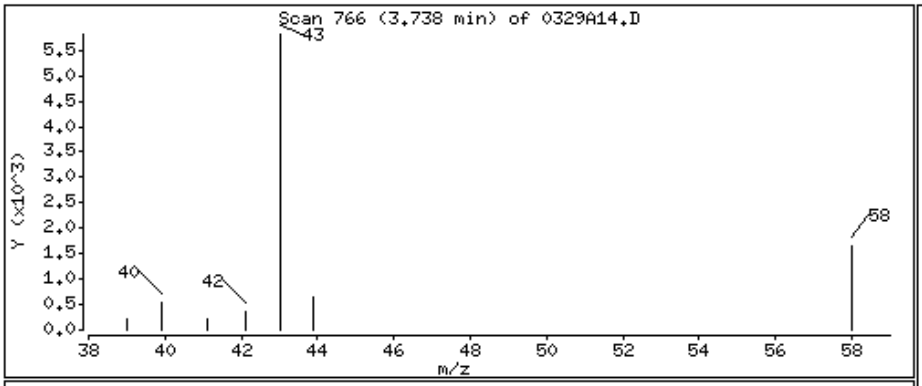

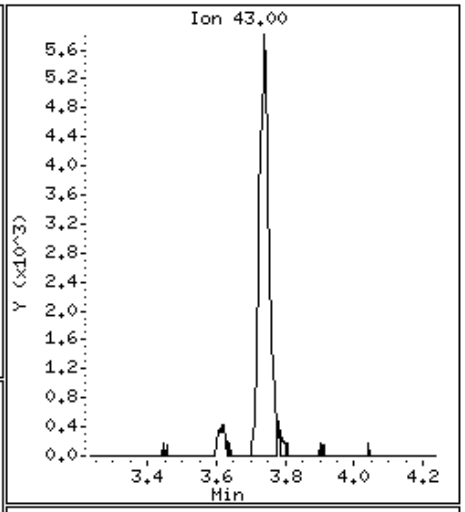

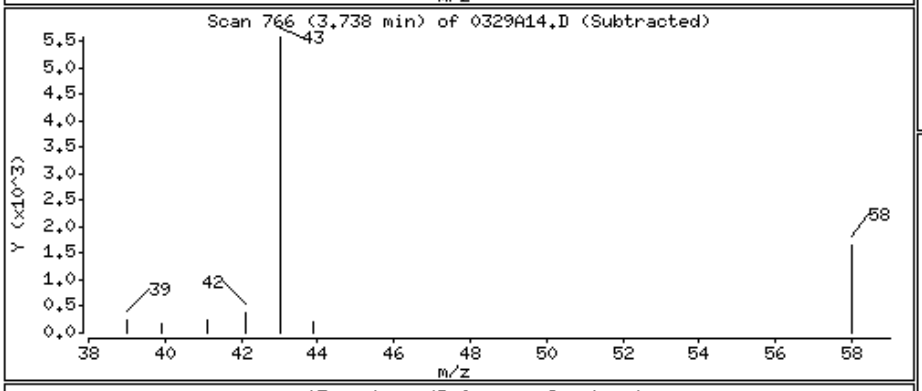

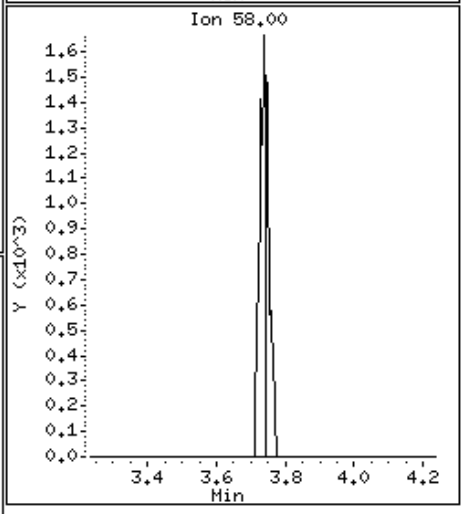

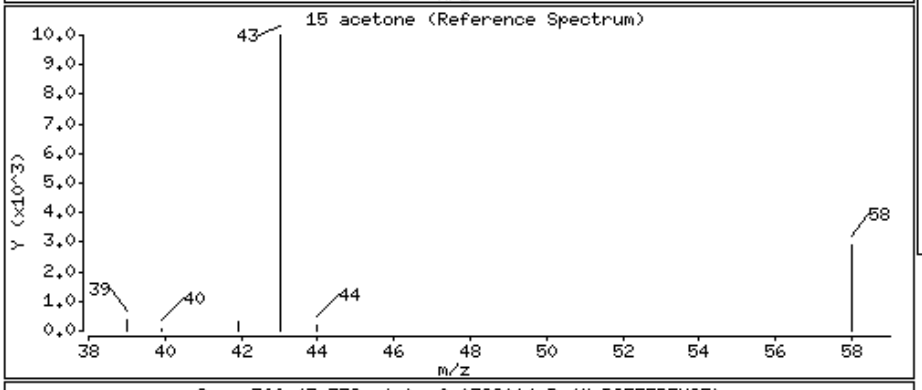

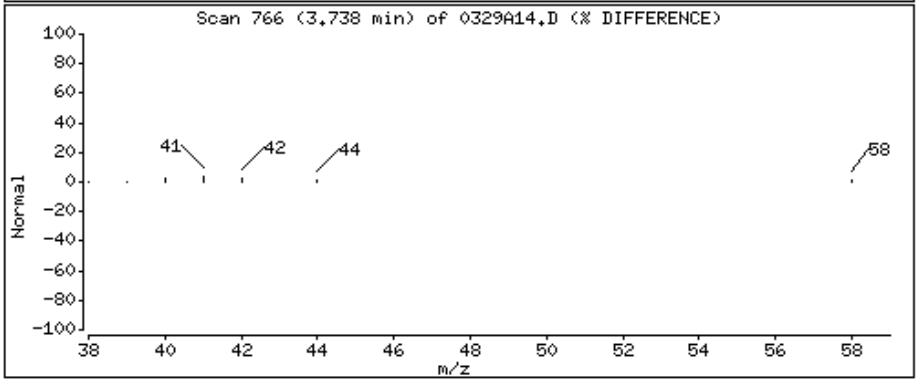

Data File: \\Orgserv2\ff\chem\GCMSVOA\Voa101.i\140329.b\0329A14.D

Date : 29-MAR-2014 17:19

Client ID:

Instrument: Voa101.i

Sample Info: 11406036-39,31,10,,a

Purge Volume: 10.0

Operator: PD

Column phase:

Column diameter: 0.18

31 chloroform

Concentration: 5.143 ngs

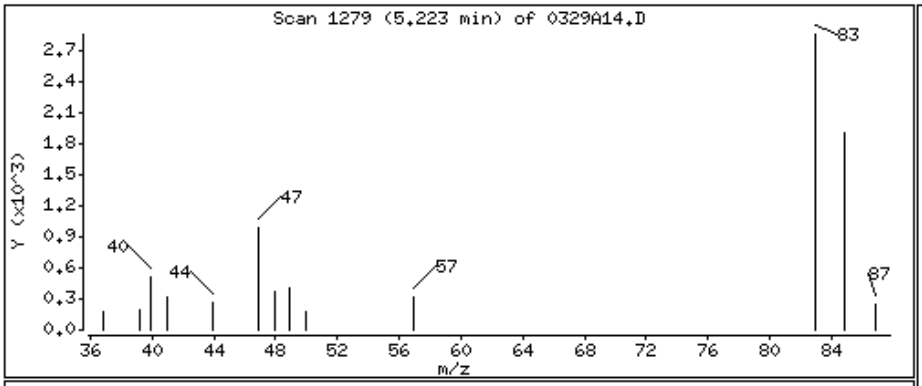

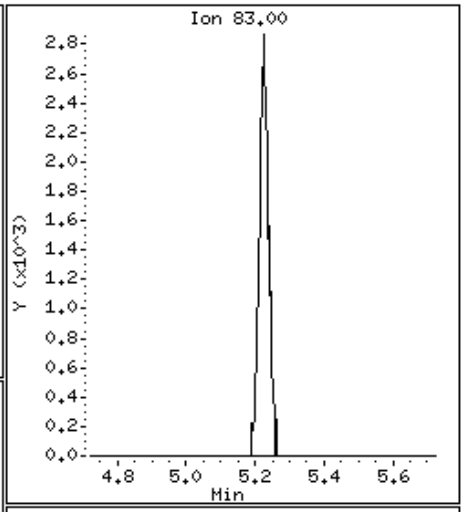

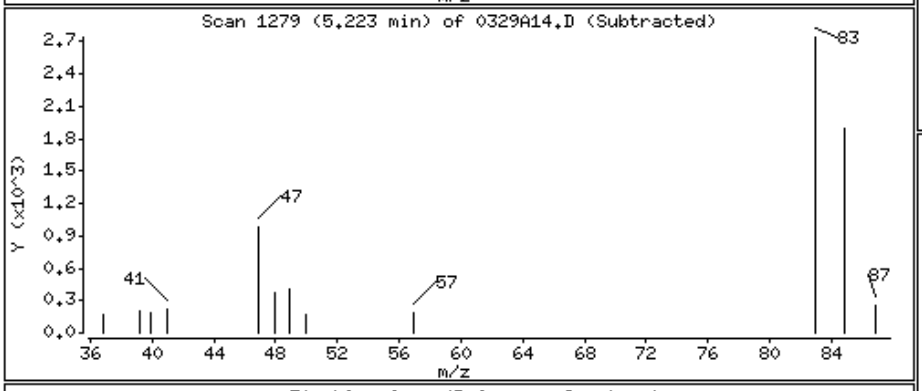

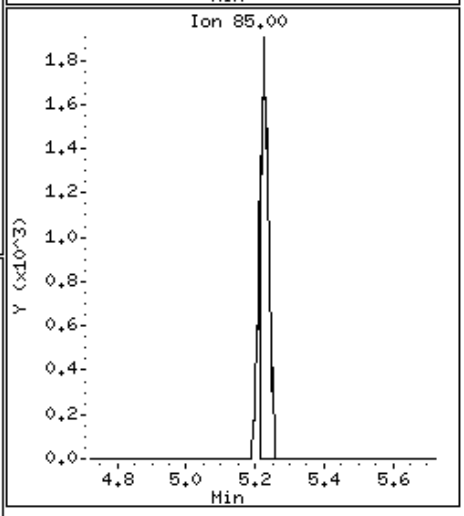

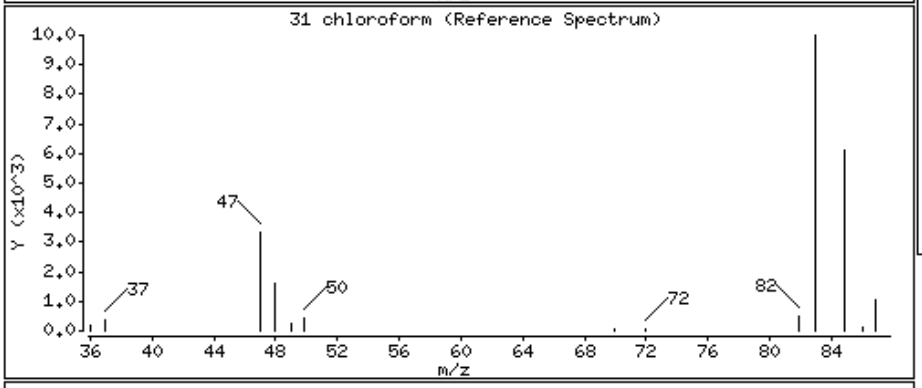

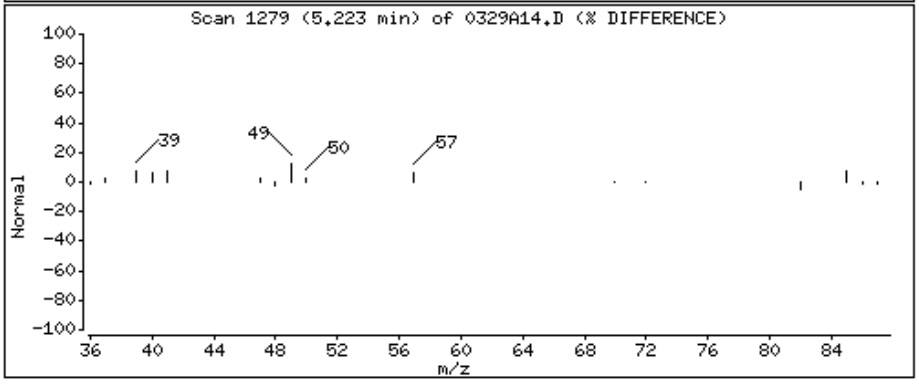

Data File: \\Orgserv2\ff\chem\GCMSVOA\Voa101.i\140329.b\0329A14.D

Date : 29-MAR-2014 17:19

Client ID:

Instrument: Voa101.i

Sample Info: 11406036-39,31,10,,a

Purge Volume: 10.0

Operator: PD

Column phase:

Column diameter: 0.18

49 trichloroethene

Concentration: 3.850 ngs

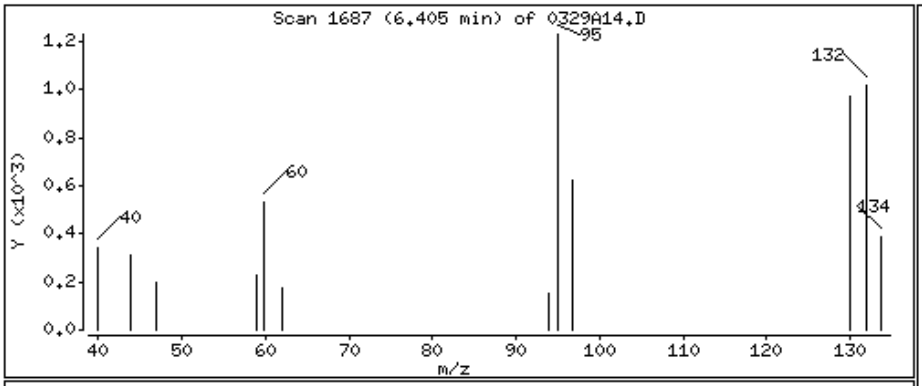

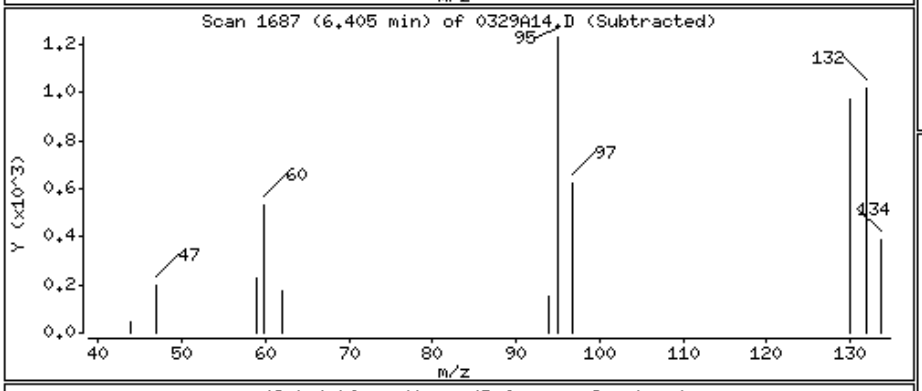

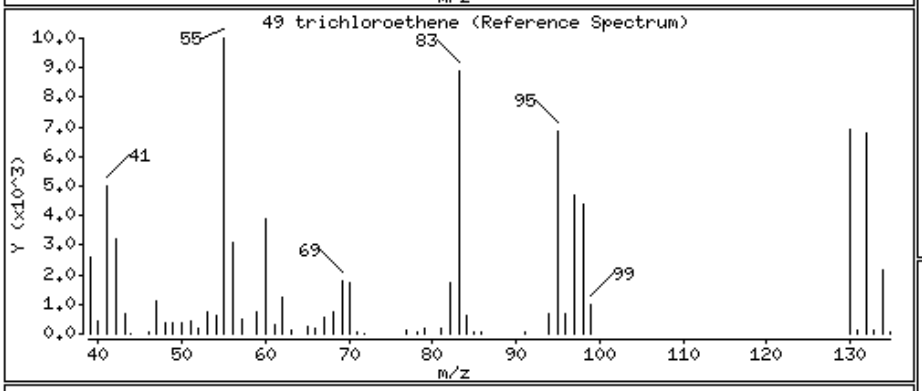

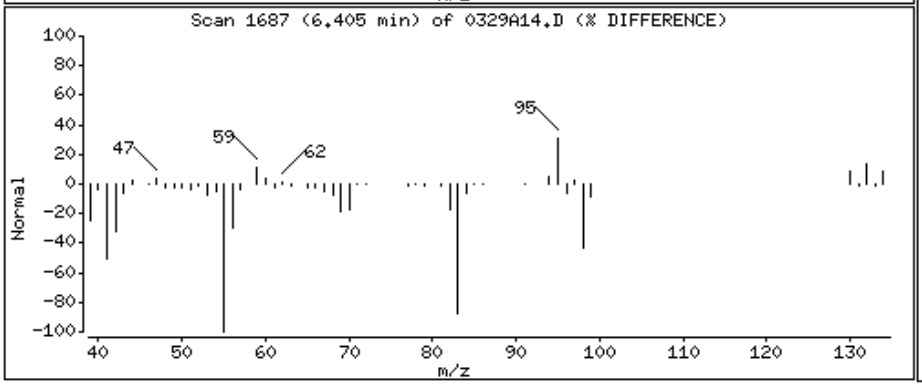

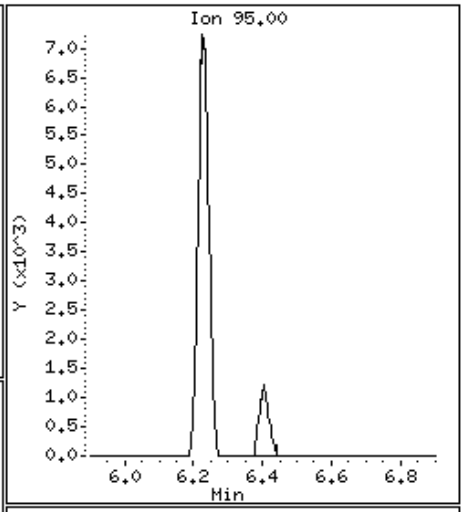

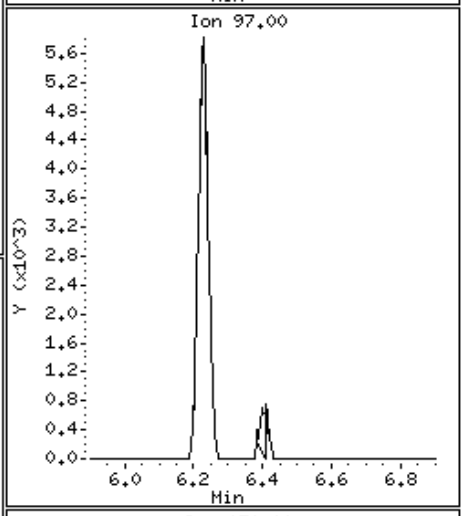

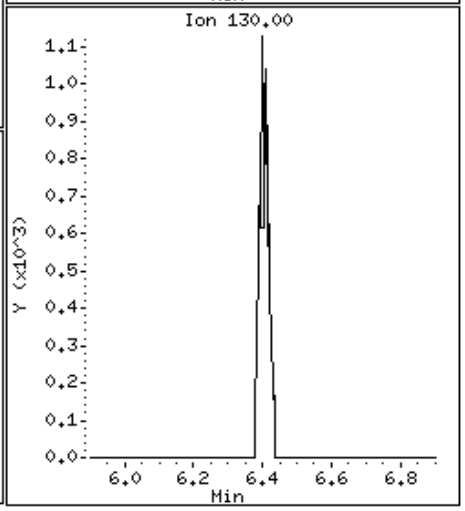

Data File: \\Orgserv2\ff\chem\GCMSVOA\Voa101.i\140329.b\0329A14.D

Date : 29-MAR-2014 17:19

Client ID:

Instrument: Voa101.i

Sample Info: l1406036-39,31,10,,a

Purge Volume: 10.0

Operator: PD

Column phase:

Column diameter: 0.18

63 tetrachloroethene

Concentration: 26.356 ngs

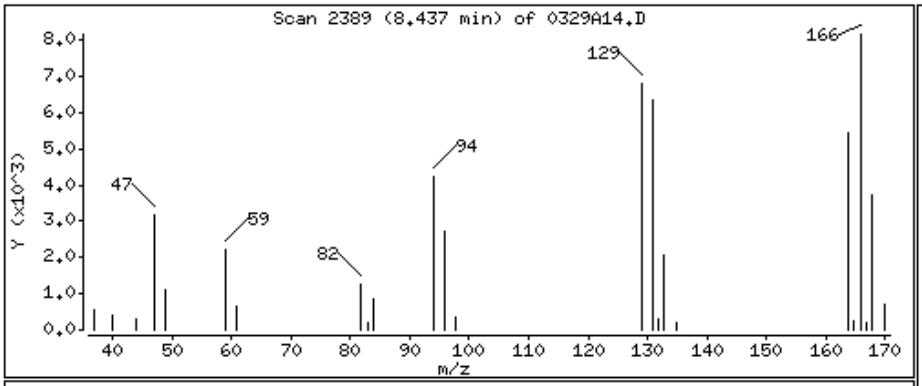

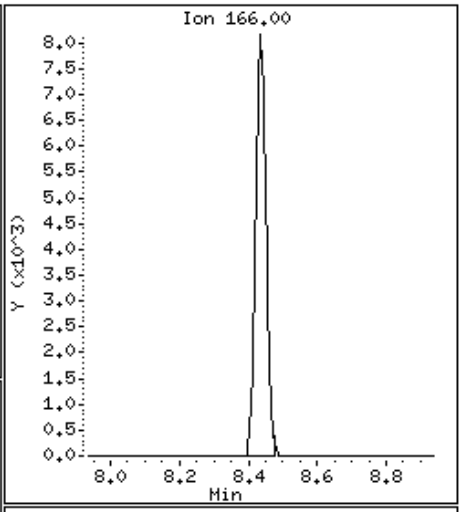

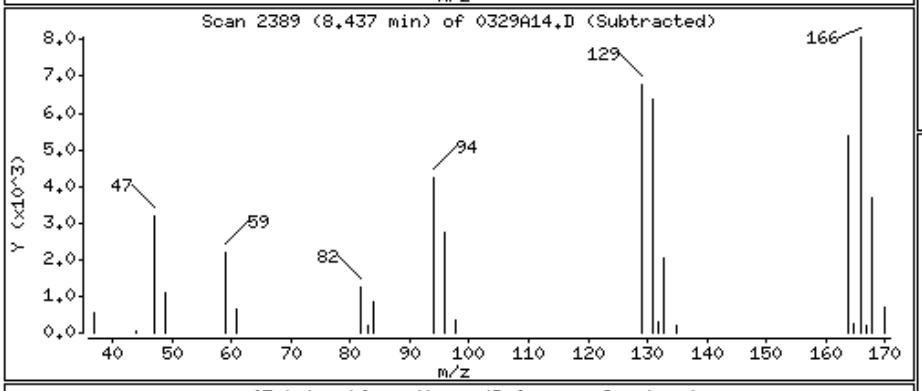

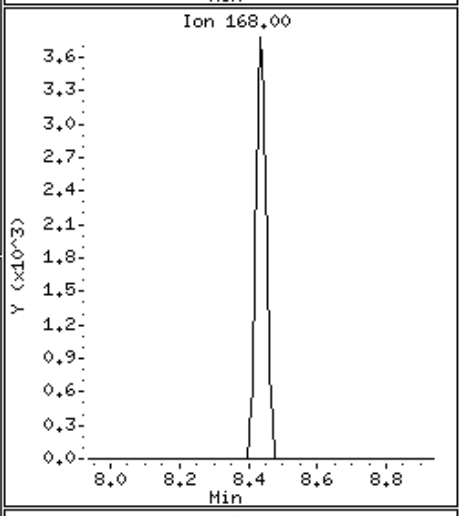

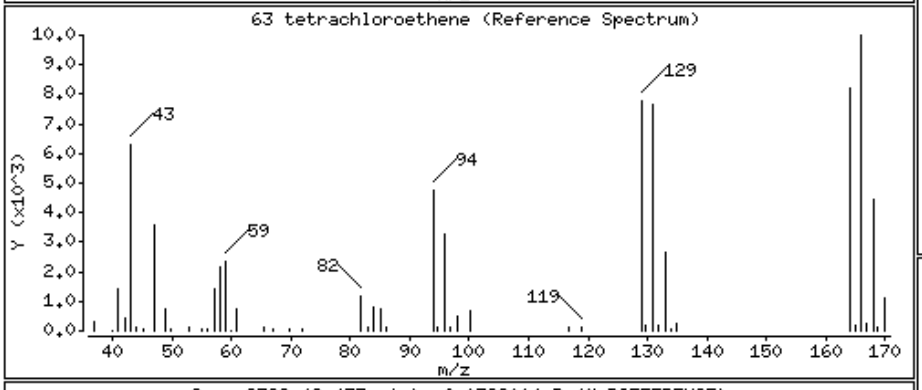

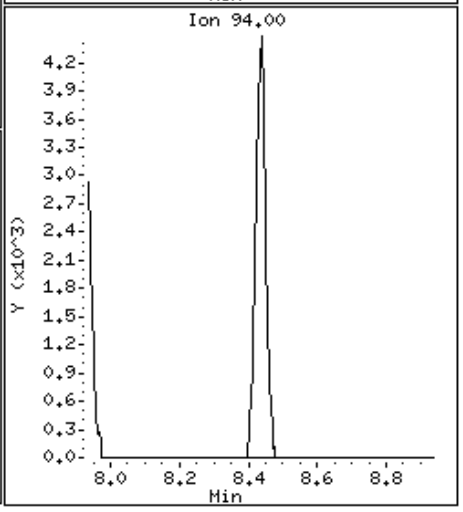

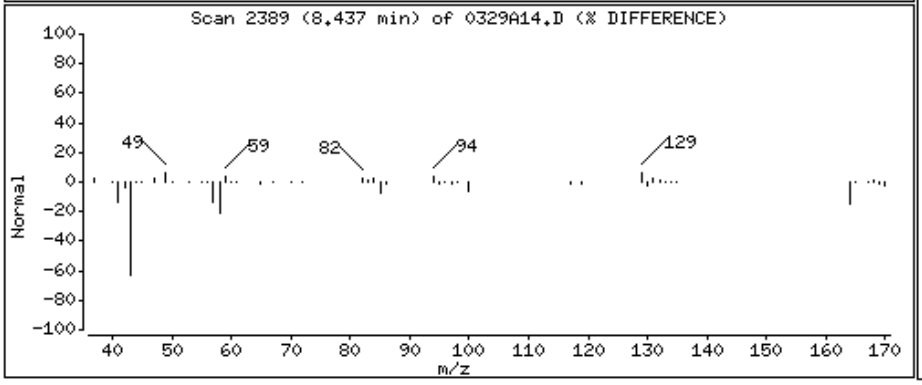

Alpha Analytical Labs

Manual Integration

Sample Info : l1406036-39,31,10,,a
wg678899,ical9333

Instrument ID : Voa101.i
Method : liq8260C.m
File : 0329A14.D
Injection Date : 29-MAR-2014 17:19
Quantitation : ISTD Integrator : HP RTE
Dilution Factor : 1.00 Sample Type: SAMPLE

This File has no version history.

//Orgserv2/ff/chem/GCMSVOA/Voa101.i/140329.b/original/0329A14.D

Alpha Analytical Labs

gc/ms voa

Data file : \\Orgserv2\ff\chem\GCMSVOA\Gonzo.i\140329.b\0329A12.D
Lab Smp Id:
Inj Date : 29-MAR-2014 17:23
Operator : PD Inst ID: Gonzo.i
Smp Info : l1406036-07,31,10,,a
Misc Info : wg678895,ical9343
Comment :
Method : \\Orgserv2\ff\chem\GCMSVOA\Gonzo.i\140329.b\v10ml8260.m
Meth Date : 30-Mar-2014 20:50 pduczmalew Quant Type: ISTD
Cal Date : 25-MAR-2014 03:06 Cal File: 0324N12.D
Als bottle: 48
Dil Factor: 1.00000
Integrator: HP RTE Compound Sublist: NJTCL.sub
Target Version: 4.12
Processing Host: VIRTUALXP-76524

Concentration Formula: Amt * DF * CpndVariable
Cpnd Variable Local Compound Variable

	Compounds	QUANT SIG MASS	RT	EXP RT	REL RT	RESPONSE	CONCENTRATIONS ON-COLUMN (ngs)	FINAL (ngs)	REVIEW CODE
	1 dichlorodifluoromethane	85	Compound Not Detected.						
	2 chloromethane	50	Compound Not Detected.						
	3 vinyl chloride	62	Compound Not Detected.						
	4 bromomethane	94	Compound Not Detected.						
	5 chloroethane	64	Compound Not Detected.						
	6 trichlorofluoromethane	101	Compound Not Detected.						
	9 Freon 113	101	Compound Not Detected.						
	10 acetone	43	5.185	5.178	(0.565)	12542	26.3249	26.324(M)	M2
	11 1,1,-dichloroethene	96	Compound Not Detected.						
	14 Methyl Acetate	43	Compound Not Detected.						
	15 methylene chloride	84	Compound Not Detected.						
	16 carbon disulfide	76	Compound Not Detected.						
	20 methyl tert butyl ether	73	Compound Not Detected.						
	22 trans-1,2-dichloroethene	96	Compound Not Detected.						
	24 1,1-dichloroethane	63	Compound Not Detected.						
	27 2-butanone	43	7.376	7.376	(0.803)	1694	4.76981	4.769	
	30 cis-1,2-dichloroethene	96	Compound Not Detected.						
	31 chloroform	83	7.829	7.836	(0.853)	29460	6.61951	6.619	
	32 bromochloromethane	128	Compound Not Detected.						
$	34 dibromofluoromethane	113	8.113	8.113	(0.884)	181591	92.9678	92.967	
	35 1,1,1-trichloroethane	97	Compound Not Detected.						
	36 Cyclohexane	56	Compound Not Detected.						
	38 carbontetrachloride	117	Compound Not Detected.						
$	40 1,2-dichloroethane-d4	65	8.755	8.755	(0.954)	269773	98.1867	98.186	
	41 1,2-dichloroethane	62	Compound Not Detected.						
	42 benzene	78	Compound Not Detected.						
*	43 fluorobenzene	96	9.181	9.175	(1.000)	794328	100.000		
	44 trichloroethene	95	9.722	9.716	(1.059)	21206	9.18002	9.180	
	46 methyl cyclohexane	83	Compound Not Detected.						

	Compounds	QUANT SIG MASS	RT	EXP RT	REL RT	RESPONSE	CONCENTRATIONS ON-COLUMN (ngs)	CONCENTRATIONS FINAL (ngs)	REVIEW CODE
	47 1,2-dichloropropane	63	Compound Not Detected.						
	48 bromodichloromethane	83	Compound Not Detected.						
	49 1,4-dioxane	88	Compound Not Detected.						
	52 4-methyl-2-pentanone	58	Compound Not Detected.						
	53 cis-1,3-dichloropropene	75	Compound Not Detected.						
$	55 toluene-d8	98	11.379	11.379	(0.834)	766728	97.9709	97.970	
	56 toluene	92	Compound Not Detected.						
	58 trans-1,3-dichloropropene	75	Compound Not Detected.						
	59 1,1,2-trichloroethane	83	Compound Not Detected.						
	60 2-hexanone	43	Compound Not Detected.						
	62 tetrachloroethene	166	Compound Not Detected.						
	63 chlorodibromomethane	129	Compound Not Detected.						
	64 1,2-dibromoethane	107	Compound Not Detected.						
*	65 chlorobenzene-d5	117	13.645	13.645	(1.000)	508228	100.000		
	66 chlorobenzene	112	Compound Not Detected.						
	68 ethyl benzene	91	Compound Not Detected.						
	69 p/m xylene	106	Compound Not Detected.						
	70 o xylene	106	Compound Not Detected.						
	71 styrene	104	Compound Not Detected.						
	72 isopropylbenzene	105	Compound Not Detected.						
	73 bromoform	173	Compound Not Detected.						
	75 1,1,2,2,-tetrachloroethane	83	Compound Not Detected.						
$	76 4-bromofluorobenzene	95	15.538	15.531	(0.890)	310782	108.068	108.068	
	89 1,3-dichlorobenzene	146	Compound Not Detected.						
*	90 1,4-dichlorobenzene-d4	152	17.465	17.465	(1.000)	217626	100.000		
	91 1,4-dichlorobenzene	146	Compound Not Detected.						
	94 1,2-dichlorobenzene	146	Compound Not Detected.						
	96 1,2-dibromo-3-chloropropane	75	Compound Not Detected.						
	98 1,2,4-trichlorobenzene	180	Compound Not Detected.						
	101 1,2,3-trichlorobenzene	180	Compound Not Detected.						

QC Flag Legend

M - Compound response manually integrated.

Alpha Analytical Labs

gc/ms voa

Data file : \\Orgserv2\ff\chem\GCMSVOA\Gonzo.i\140329.b\0329A12.D
Lab Smp Id:
Inj Date : 29-MAR-2014 17:23
Operator : PD Inst ID: Gonzo.i
Smp Info : l1406036-07,31,10,,a
Misc Info : wg678895,ical9343
Comment :
Method : \\Orgserv2\ff\chem\GCMSVOA\Gonzo.i\140329.b\v10ml8260.m
Meth Date : 30-Mar-2014 20:50 pduczmalew Quant Type: ISTD
Cal Date : 25-MAR-2014 03:06 Cal File: 0324N12.D
Als bottle: 48
Dil Factor: 1.00000
Integrator: HP RTE Compound Sublist: NJTCL.sub
Target Version: 4.12
Processing Host: VIRTUALXP-76524

- NO TENTATIVELY IDENTIFIED COMPOUNDS -

Alpha Analytical Labs

INTERNAL STANDARD COMPOUNDS
AREA AND RT SUMMARY

Instrument ID: Gonzo.i
Lab File ID: 0329A12.D
Lab Smp Id:
Analysis Type: VOA
Quant Type: ISTD
Operator: PD
Method File: \\Orgserv2\ff\chem\GCMSVOA\Gonzo.i\140329.b\v10ml8260.m
Misc Info: wg678895,ical9343

Calibration Date: 29-MAR-2014
Calibration Time: 10:45
Level: LOW
Sample Type: WATER

Test Mode:
Use Last Continuing Calibrator.
If Continuing Cal. use Initial Cal. Level 3

COMPOUND	STANDARD	AREA LIMIT LOWER	AREA LIMIT UPPER	SAMPLE	%DIFF
43 fluorobenzene	854884	427442	1709768	794328	-7.08
65 chlorobenzene-d5	545961	272981	1091922	508228	-6.91
90 1,4-dichlorobenze	248041	124021	496082	217626	-12.26

COMPOUND	STANDARD	RT LIMIT LOWER	RT LIMIT UPPER	SAMPLE	%DIFF
43 fluorobenzene	9.18	8.68	9.68	9.18	0.07
65 chlorobenzene-d5	13.65	13.15	14.15	13.65	0.00
90 1,4-dichlorobenze	17.47	16.97	17.97	17.47	0.00

AREA UPPER LIMIT = +100% of internal standard area.
AREA LOWER LIMIT = - 50% of internal standard area.
RT UPPER LIMIT = + 0.50 minutes of internal standard RT.
RT LOWER LIMIT = - 0.50 minutes of internal standard RT.

Alpha Analytical Labs

RECOVERY REPORT

Client Name: Client SDG: SDGa00267
Sample Matrix: LIQUID Fraction: VOA
Lab Smp Id:
Level: LOW Operator: PD
Data Type: MS DATA SampleType: SAMPLE
SpikeList File: curveall.spk Quant Type: ISTD
Sublist File: NJTCL.sub
Method File: \\Orgserv2\ff\chem\GCMSVOA\Gonzo.i\140329.b\v10ml8260.m
Misc Info: wg678895,ical9343

SURROGATE COMPOUND	AMOUNT ADDED ngs	AMOUNT RECOVERED ngs	% RECOVERED	LIMITS
$ 34 dibromofluorometha	100.000	92.967	92.97	70-130
$ 40 1,2-dichloroethane	100.000	98.186	98.19	70-130
$ 55 toluene-d8	100.000	97.970	97.97	70-130
$ 76 4-bromofluorobenze	100.000	108.068	108.07	70-130

Data File: \\Orgserv2\ff\chem\GCMSVOA\Gonzo.i\140329.b\0329A12.D
Date : 29-MAR-2014 17:23
Client ID:
Sample Info: 11406036-07,31,10,,a
Purge Volume: 10.0
Column phase: Rtx-502.2

Instrument: Gonzo.i
Operator: PD
Column diameter: 0.18

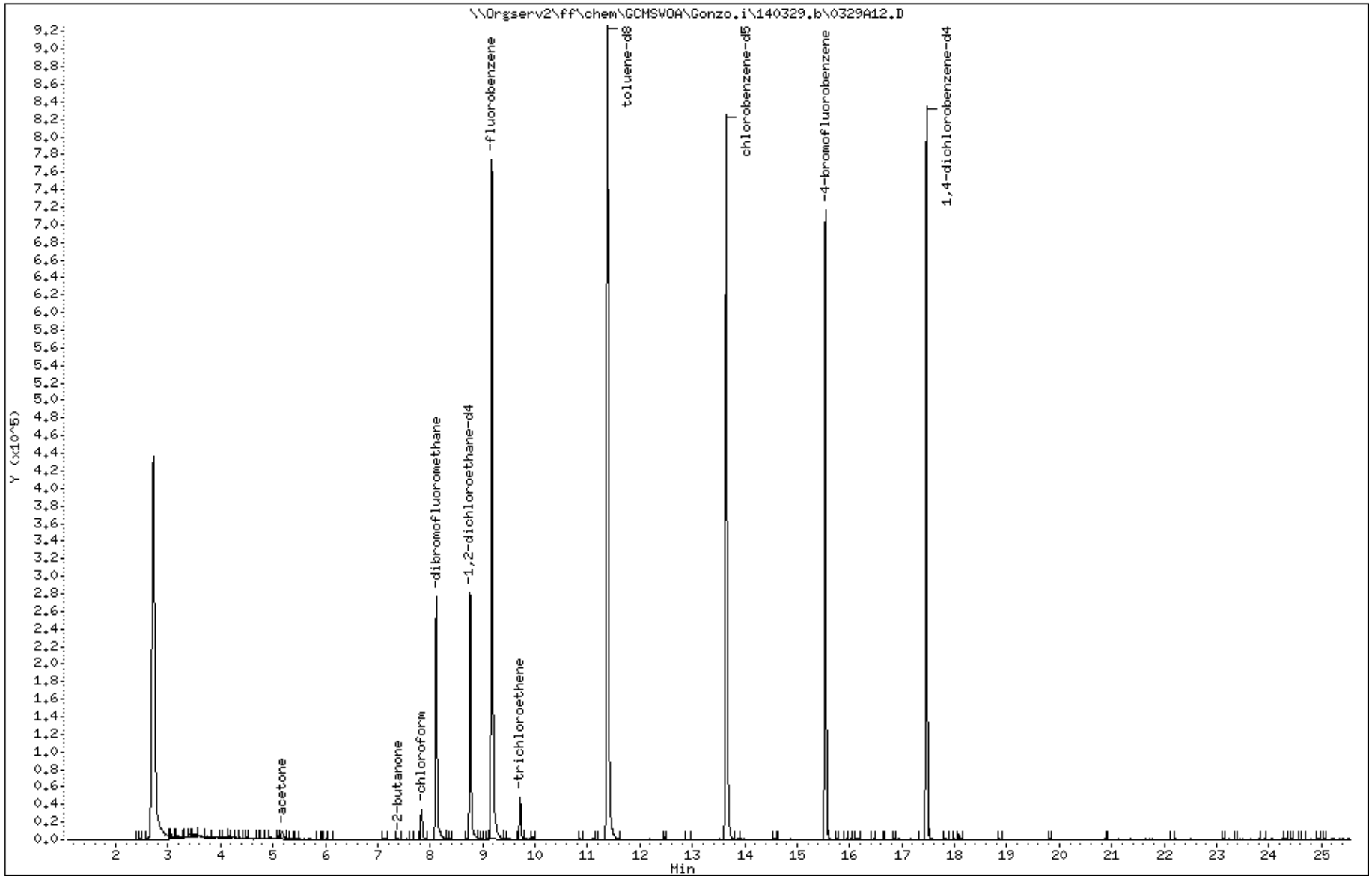

Data File: \\Orgserv2\ff\chem\GCMSVOA\Gonzo.i\140329.b\0329A12.D

Date : 29-MAR-2014 17:23

Client ID:

Instrument: Gonzo.i

Sample Info: 11406036-07,31,10,,a

Purge Volume: 10.0

Operator: PD

Column phase: Rtx-502.2

Column diameter: 0.18

10 acetone

Concentration: 26.324 ngs

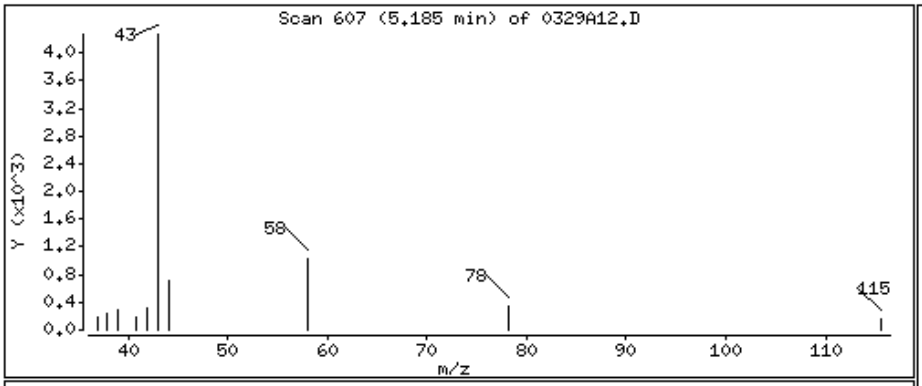

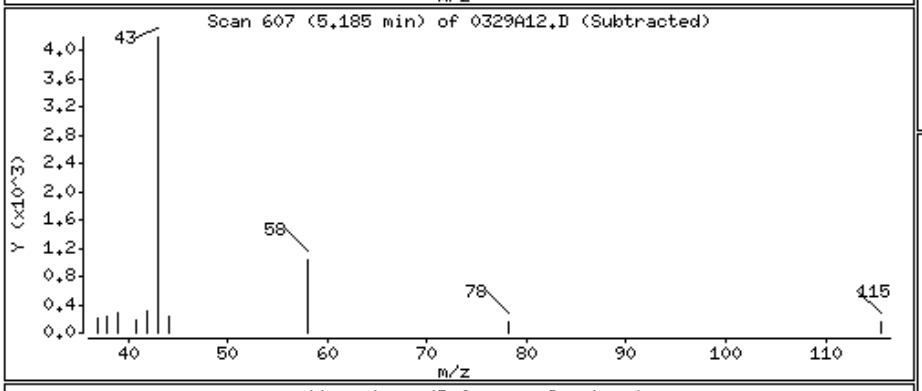

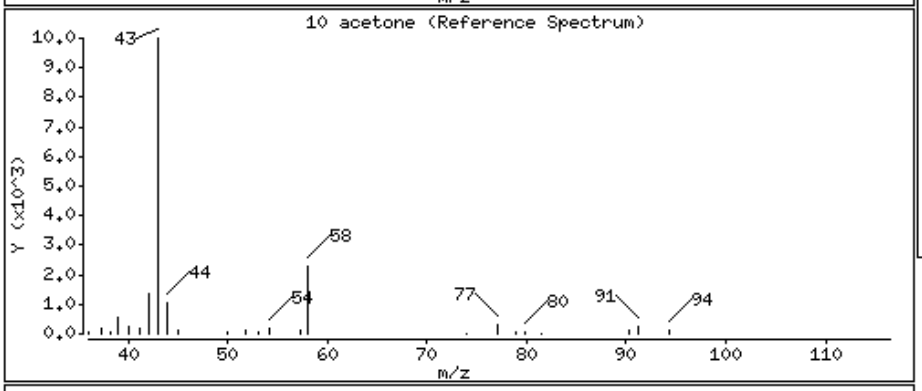

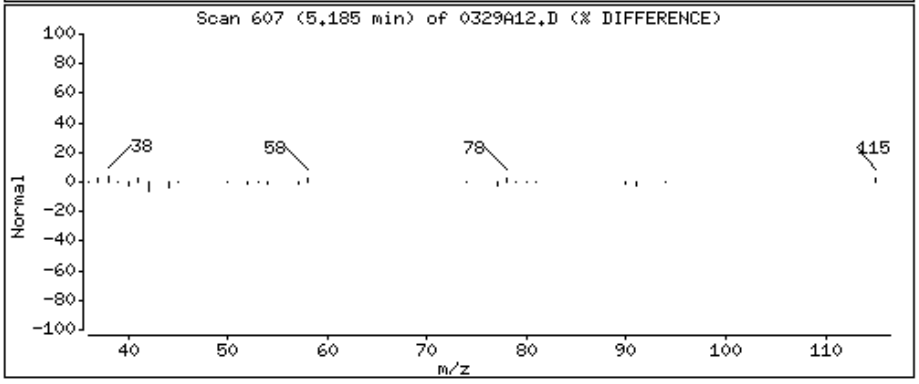

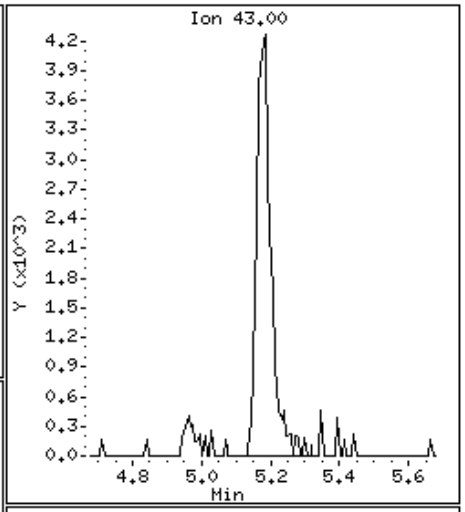

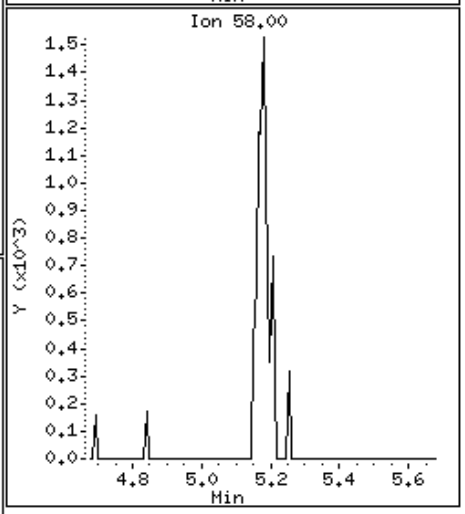

Data File: \\Orgserv2\ff\chem\GCMSVOA\Gonzo.i\140329.b\0329A12.D

Date : 29-MAR-2014 17:23

Client ID:

Instrument: Gonzo.i

Sample Info: 11406036-07,31,10,,a

Purge Volume: 10.0

Operator: PD

Column phase: Rtx-502.2

Column diameter: 0.18

27 2-butanone

Concentration: 4.769 ngs

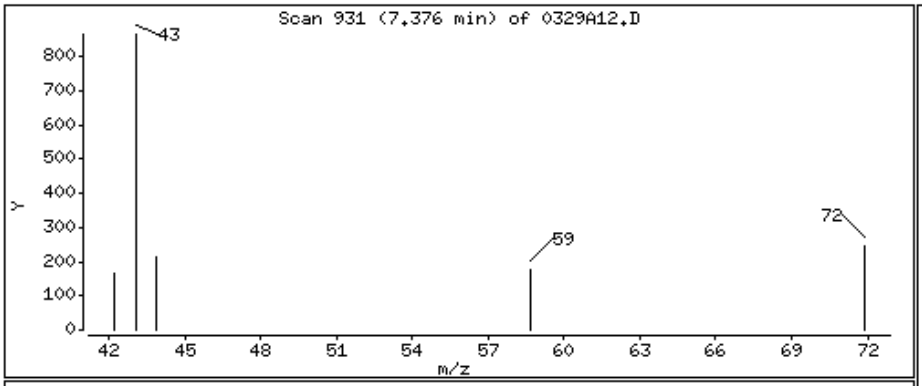

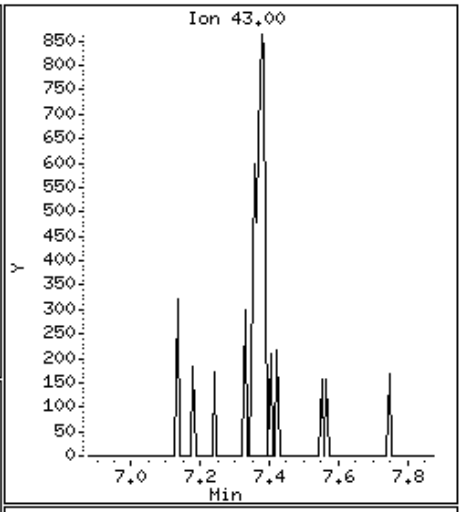

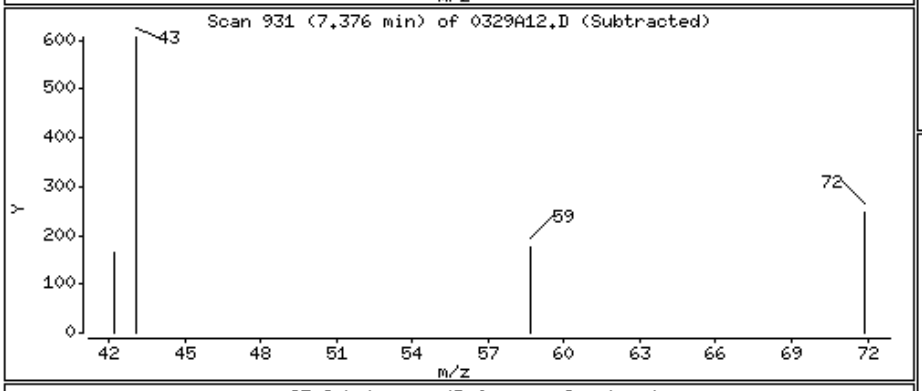

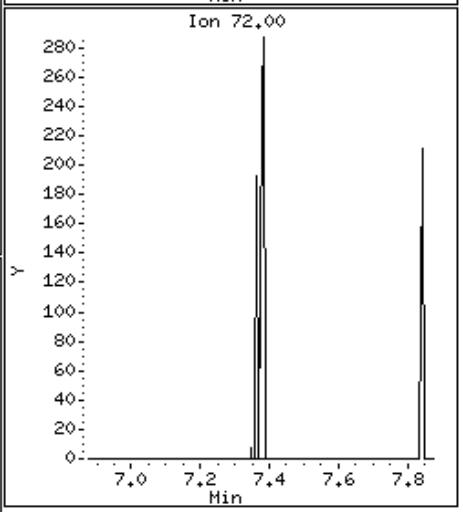

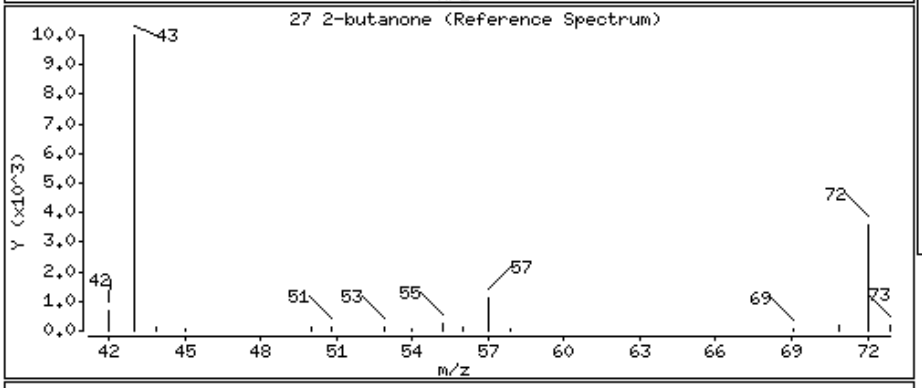

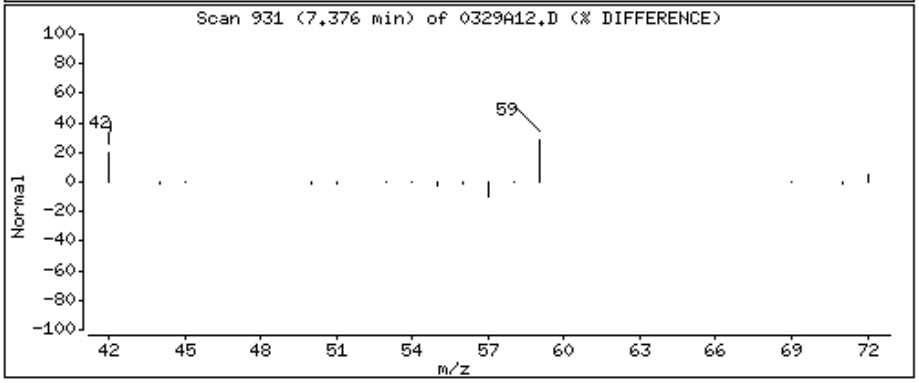

Data File: \\Orgserv2\ff\chem\GCMSVOA\Gonzo.i\140329.b\0329A12.D

Date : 29-MAR-2014 17:23

Client ID:

Instrument: Gonzo.i

Sample Info: 11406036-07,31,10,,a

Purge Volume: 10.0

Operator: PD

Column phase: Rtx-502.2

Column diameter: 0.18

31 chloroform

Concentration: 6.619 ngs

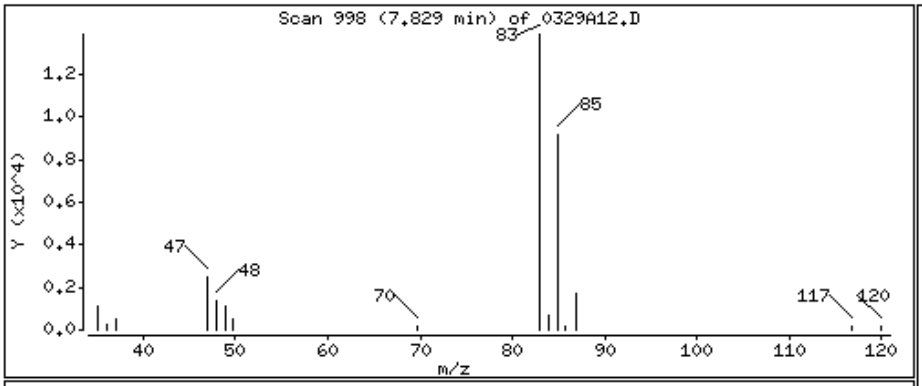

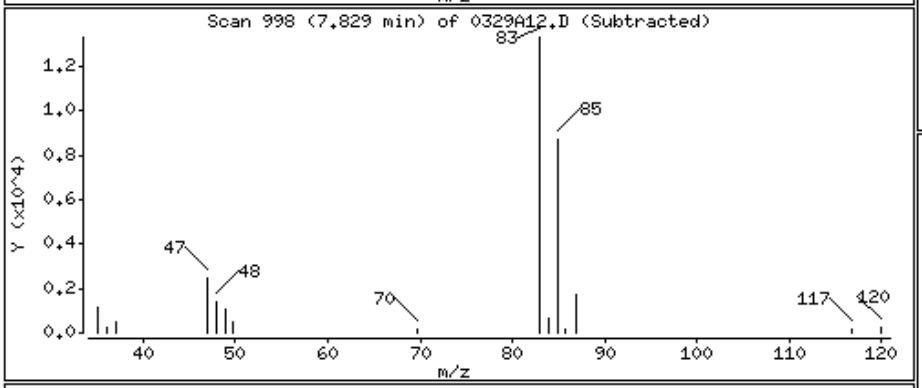

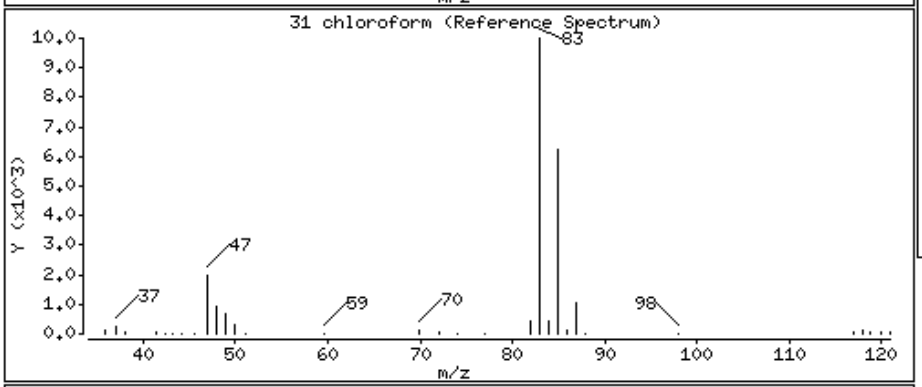

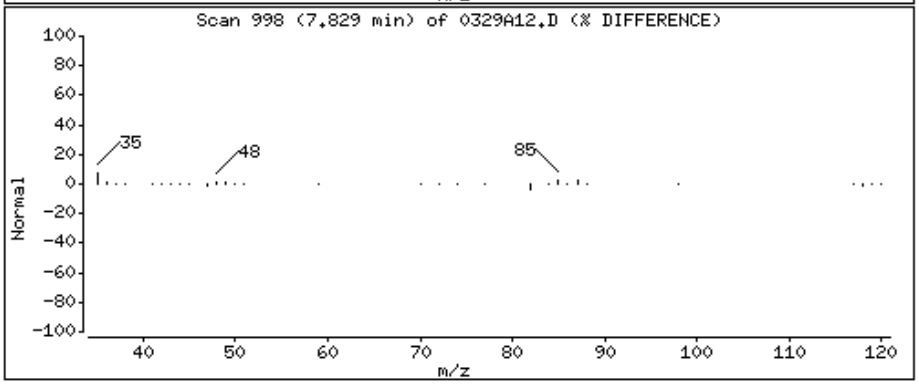

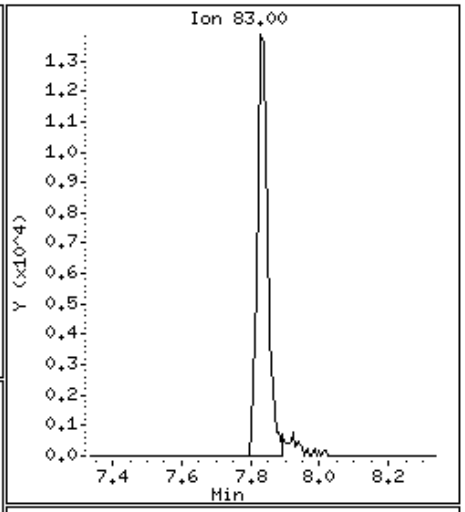

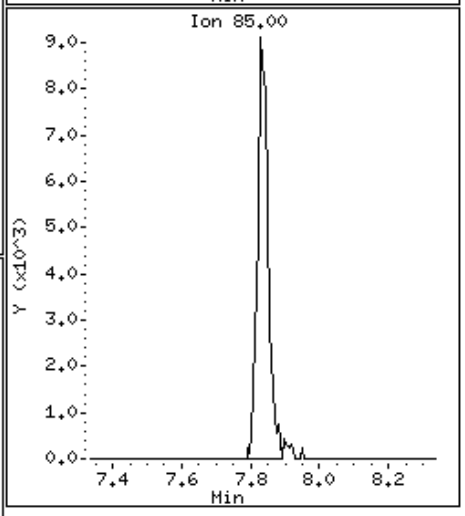

Data File: \\Orgserv2\ff\chem\GCMSVOA\Gonzo.i\140329.b\0329A12.D

Date : 29-MAR-2014 17:23

Client ID:

Instrument: Gonzo.i

Sample Info: 11406036-07,31,10,,a

Purge Volume: 10.0

Operator: PD

Column phase: Rtx-502.2

Column diameter: 0.18

44 trichloroethene

Concentration: 9.180 ngs

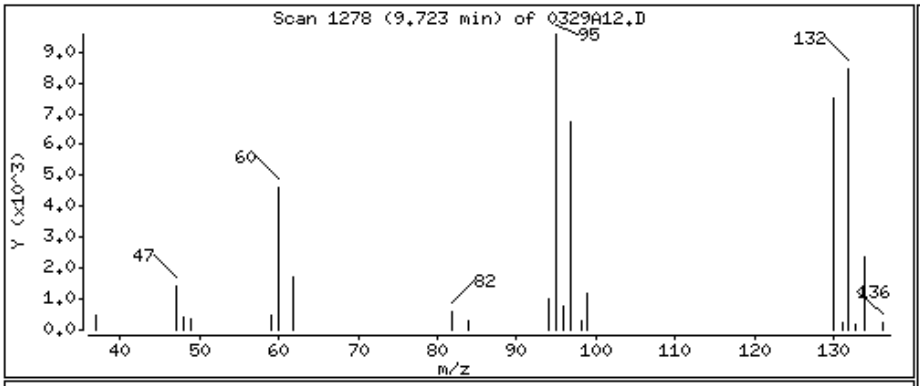

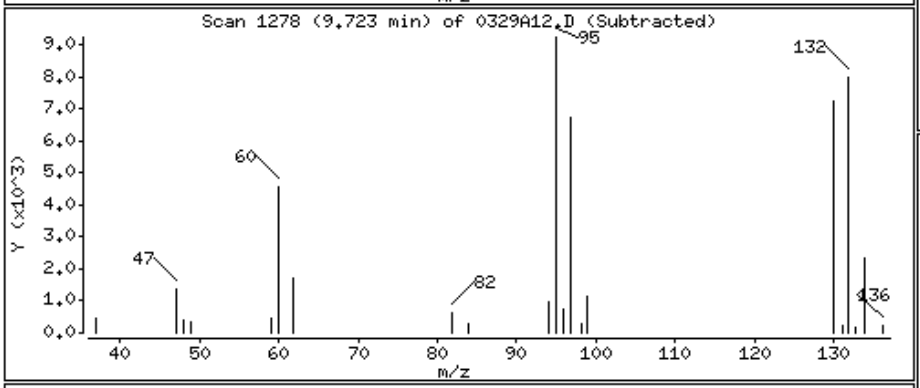

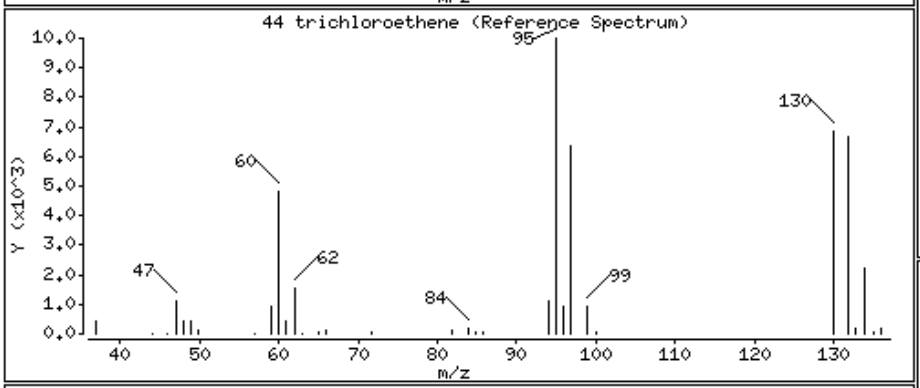

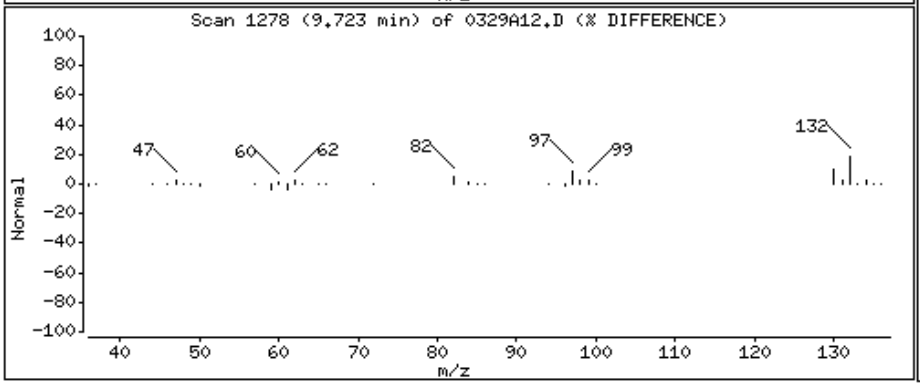

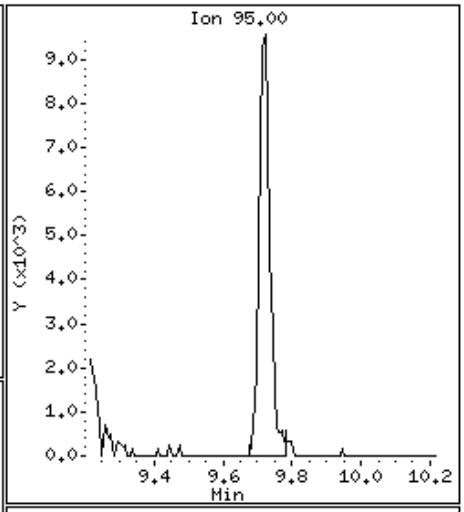

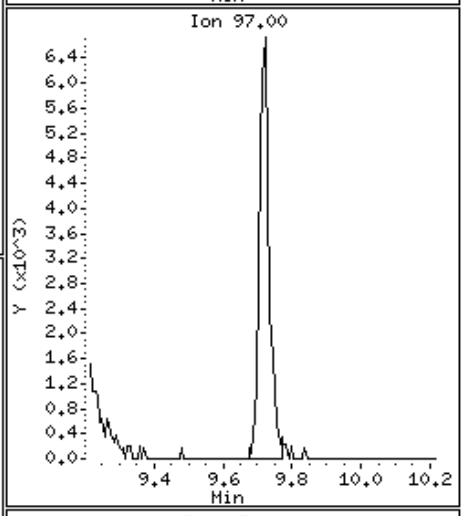

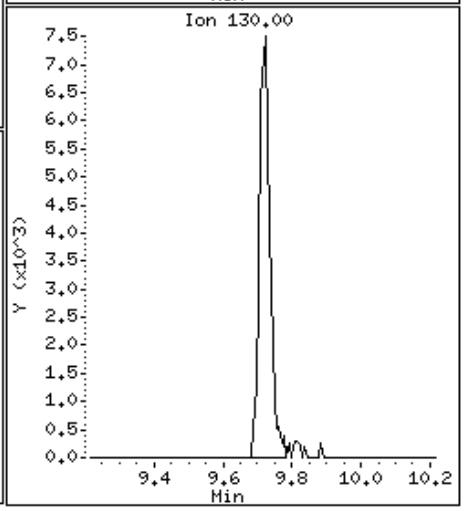

Alpha Analytical Labs

Manual Integration

Sample Info	:	l1406036-07,31,10,,a wg678895,ical9343	
Instrument ID	:	Gonzo.i	
Method	:	v10ml8260.m	
File	:	0329A12.D	
Injection Date	:	29-MAR-2014 17:23	
Quantitation	:	ISTD	Integrator : HP RTE
Dilution Factor	:	1.00	Sample Type: SAMPLE

This File has no version history.

//Orgserv2/ff/chem/GCMSVOA/Gonzo.i/140329.b/original/0329A12.D

Alpha Analytical Labs

gc/ms voa - Elaine

Data file : \\Orgserv2\ff\chem\GCMSVOA\Elaine.i\140329.b\0329A13.D
Lab Smp Id:
Inj Date : 29-MAR-2014 17:37
Operator : PD Inst ID: Elaine.i
Smp Info : l1406036-23,31,10,,a
Misc Info : wg678962,ical9341
Comment :
Method : \\Orgserv2\ff\chem\GCMSVOA\Elaine.i\140329.b\liq8260C.m
Meth Date : 30-Mar-2014 21:28 pduczmalew Quant Type: ISTD
Cal Date : 24-MAR-2014 23:22 Cal File: 0324A06.D
Als bottle: 1
Dil Factor: 1.00000
Integrator: HP RTE Compound Sublist: NJTCL.sub
Target Version: 4.12
Processing Host: VIRTUALXP-76524

Concentration Formula: Amt * DF * CpndVariable
Cpnd Variable Local Compound Variable

							CONCENTRATIONS		
		QUANT SIG					ON-COLUMN	FINAL	
	Compounds	MASS	RT	EXP RT	REL RT	RESPONSE	(ngs)	(ngs)	REVIEW CODE
	1 dichlorodifluoromethane	85	Compound Not Detected.						
	2 chloromethane	50	Compound Not Detected.						
	3 vinyl chloride	62	Compound Not Detected.						
	4 bromomethane	94	Compound Not Detected.						
	5 chloroethane	64	Compound Not Detected.						
	6 trichlorofluoromethane	101	Compound Not Detected.						
	9 freon-113	101	Compound Not Detected.						
	10 acetone	43	4.377	4.377	(0.485)	3071	36.4807	36.480	
	11 1,1,-dichloroethene	96	Compound Not Detected.						
	13 Methyl Acetate	43	Compound Not Detected.						
	14 methylene chloride	84	Compound Not Detected.						
	15 carbon disulfide	76	Compound Not Detected.						
	17 methyl tert butyl ether	73	Compound Not Detected.						
	19 trans-1,2-dichloroethene	96	Compound Not Detected.						
	23 1,1-dichloroethane	63	Compound Not Detected.						
	26 2-butanone	43	Compound Not Detected.						
	29 cis-1,2-dichloroethene	96	7.237	7.226	(0.801)	1055	2.50039	2.500	
	30 chloroform	83	7.469	7.469	(0.827)	25312	35.8893	35.889	
	31 bromochloromethane	128	Compound Not Detected.						
$	34 dibromofluoromethane	113	7.786	7.786	(0.862)	34059	95.6249	95.624	
	36 1,1,1-trichloroethane	97	Compound Not Detected.						
	37 Cyclohexane	56	Compound Not Detected.						
	39 carbontetrachloride	117	Compound Not Detected.						
$	41 1,2-dichloroethane-d4	65	8.535	8.535	(0.945)	42377	98.9973	98.997	
	42 1,2-dichloroethane	62	Compound Not Detected.						
	43 benzene	78	Compound Not Detected.						
*	45 flourobenzene	96	9.031	9.031	(1.000)	153985	100.000		
	47 trichloroethene	95	9.654	9.654	(1.069)	12037	29.2183	29.218	
	48 methyl cyclohexane	83	Compound Not Detected.						

	Compounds	QUANT SIG MASS	RT	EXP RT	REL RT	RESPONSE	CONCENTRATIONS ON-COLUMN (ngs)	CONCENTRATIONS FINAL (ngs)	REVIEW CODE
	49 1,2-dichloropropane	63	Compound Not Detected.						
	50 bromodichloromethane	83	Compound Not Detected.						
	51 1,4-Dioxane	88	Compound Not Detected.						
	54 4-methyl-2-pentanone	58	Compound Not Detected.						
	57 cis-1,3-dichloropropene	75	Compound Not Detected.						
$	58 toluene-d8	98	11.553	11.564	(0.820)	169595	98.7555	98.755	
	59 toluene	92	Compound Not Detected.						
	62 trans-1,3-dichloropropene	75	Compound Not Detected.						
	64 2-hexanone	43	Compound Not Detected.						
	63 1,1,2-trichloroethane	83	Compound Not Detected.						
	66 tetrachloroethene	166	Compound Not Detected.						
	67 chlorodibromomethane	129	Compound Not Detected.						
	68 1,2-dibromoethane	107	Compound Not Detected.						
*	69 chlorobenzene-d5	117	14.086	14.086	(1.000)	135680	100.000		
	70 chlorobenzene	112	Compound Not Detected.						
	72 ethyl benzene	91	Compound Not Detected.						
	73 p/m xylene	106	Compound Not Detected.						
	74 o xylene	106	Compound Not Detected.						
	75 styrene	104	Compound Not Detected.						
	76 isopropylbenzene	105	Compound Not Detected.						
	77 bromoform	173	Compound Not Detected.						
	79 1,1,2,2,-tetrachloroethane	83	Compound Not Detected.						
$	80 4-bromofluorobenzene	95	16.218	16.218	(0.883)	78296	99.1154	99.115	
	93 1,3-dichlorobenzene	146	Compound Not Detected.						
*	94 1,4-dichlorobenzene-d4	152	18.360	18.360	(1.000)	64497	100.000		
	95 1,4-dichlorobenzene	146	Compound Not Detected.						
	98 1,2-dichlorobenzene	146	Compound Not Detected.						
	100 1,2-dibromo-3-chloropropane	75	Compound Not Detected.						
	102 1,2,4-trichlorobenzene	180	Compound Not Detected.						
	105 1,2,3-trichlorobenzene	180	Compound Not Detected.						

Alpha Analytical Labs

gc/ms voa - Elaine

Data file : \\Orgserv2\ff\chem\GCMSVOA\Elaine.i\140329.b\0329A13.D
Lab Smp Id:
Inj Date : 29-MAR-2014 17:37
Operator : PD Inst ID: Elaine.i
Smp Info : l1406036-23,31,10,,a
Misc Info : wg678962,ical9341
Comment :
Method : \\Orgserv2\ff\chem\GCMSVOA\Elaine.i\140329.b\liq8260C.m
Meth Date : 30-Mar-2014 21:28 pduczmalew Quant Type: ISTD
Cal Date : 24-MAR-2014 23:22 Cal File: 0324A06.D
Als bottle: 1
Dil Factor: 1.00000
Integrator: HP RTE Compound Sublist: NJTCL.sub
Target Version: 4.12
Processing Host: VIRTUALXP-76524

- NO TENTATIVELY IDENTIFIED COMPOUNDS -

Alpha Analytical Labs

INTERNAL STANDARD COMPOUNDS
AREA AND RT SUMMARY

Instrument ID: Elaine.i
Lab File ID: 0329A13.D
Lab Smp Id:
Analysis Type: VOA
Quant Type: ISTD
Operator: PD
Method File: \\Orgserv2\ff\chem\GCMSVOA\Elaine.i\140329.b\liq8260C.m
Misc Info: wg678962,ical9341

Calibration Date: 29-MAR-2014
Calibration Time: 11:14
Level: LOW
Sample Type: WATER

Test Mode:
Use Last Continuing Calibrator.
If Continuing Cal. use Initial Cal. Level 3

COMPOUND	STANDARD	AREA LIMIT LOWER	AREA LIMIT UPPER	SAMPLE	%DIFF
45 flourobenzene	216817	108409	433634	153985	-28.98
69 chlorobenzene-d5	183807	91904	367614	135680	-26.18
94 1,4-dichlorobenze	94614	47307	189228	64497	-31.83

COMPOUND	STANDARD	RT LIMIT LOWER	RT LIMIT UPPER	SAMPLE	%DIFF
45 flourobenzene	9.03	8.53	9.53	9.03	0.00
69 chlorobenzene-d5	14.09	13.59	14.59	14.09	0.00
94 1,4-dichlorobenze	18.36	17.86	18.86	18.36	0.00

AREA UPPER LIMIT = +100% of internal standard area.
AREA LOWER LIMIT = - 50% of internal standard area.
RT UPPER LIMIT = + 0.50 minutes of internal standard RT.
RT LOWER LIMIT = - 0.50 minutes of internal standard RT.

Alpha Analytical Labs

RECOVERY REPORT

Client Name: Client SDG: SDGa00307
Sample Matrix: LIQUID Fraction: VOA
Lab Smp Id:
Level: LOW Operator: PD
Data Type: MS DATA SampleType: SAMPLE
SpikeList File: curveall.spk Quant Type: ISTD
Sublist File: NJTCL.sub
Method File: \\Orgserv2\ff\chem\GCMSVOA\Elaine.i\140329.b\liq8260C.m
Misc Info: wg678962,ical9341

SURROGATE COMPOUND	AMOUNT ADDED ngs	AMOUNT RECOVERED ngs	% RECOVERED	LIMITS
$ 34 dibromofluorometha	100.000	95.624	95.62	70-130
$ 41 1,2-dichloroethane	100.000	98.997	99.00	70-130
$ 58 toluene-d8	100.000	98.755	98.76	70-130
$ 80 4-bromofluorobenze	100.000	99.115	99.12	70-130

Data File: \\Orgserv2\ff\chem\GCMSVOA\Elaine.i\140329.b\0329A13.D
Date : 29-MAR-2014 17:37
Client ID:
Sample Info: 11406036-23,31,10,,a
Purge Volume: 10.0
Column phase:

Instrument: Elaine.i
Operator: PD
Column diameter: 0.18

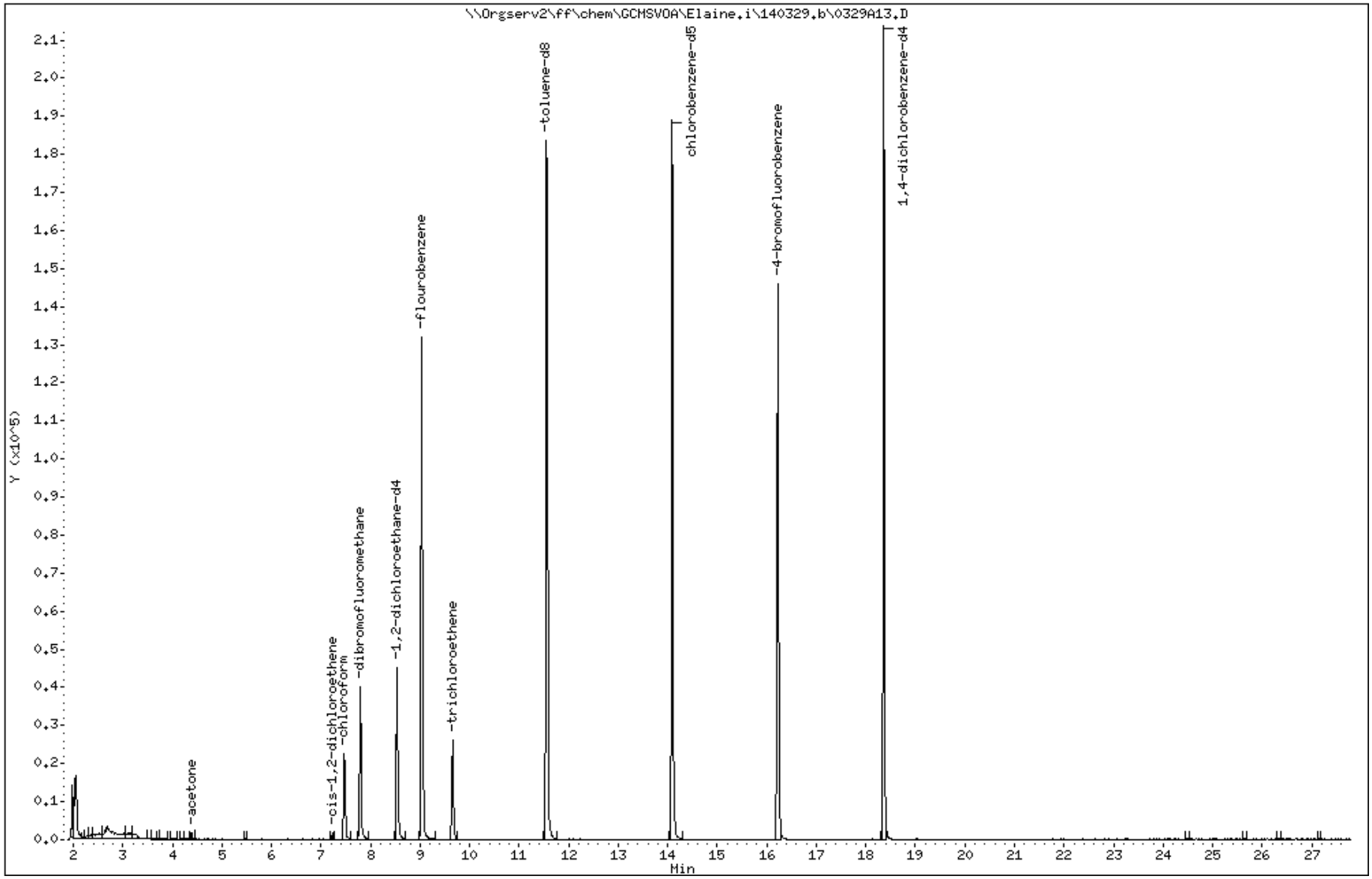

Data File: \\Orgserv2\ff\chem\GCMSVOA\Elaine.i\140329.b\0329A13.D

Date : 29-MAR-2014 17:37

Client ID:

Instrument: Elaine.i

Sample Info: 11406036-23,31,10,,a

Purge Volume: 10.0

Operator: PD

Column phase:

Column diameter: 0.18

10 acetone

Concentration: 36.480 ngs

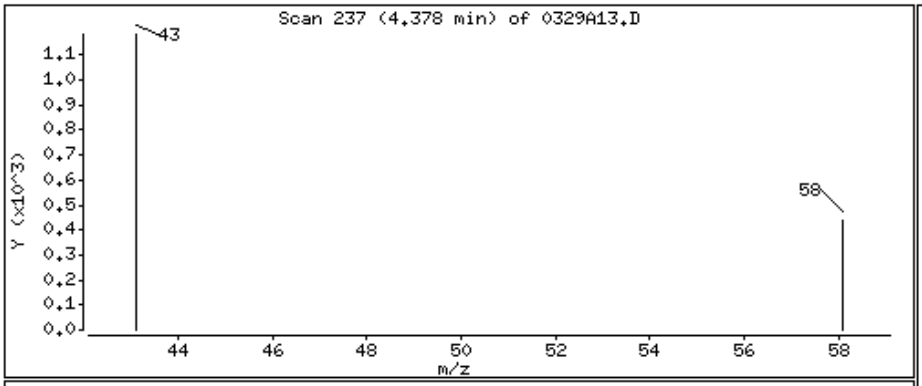

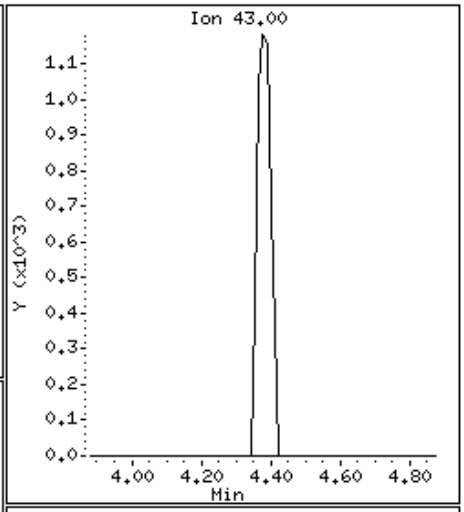

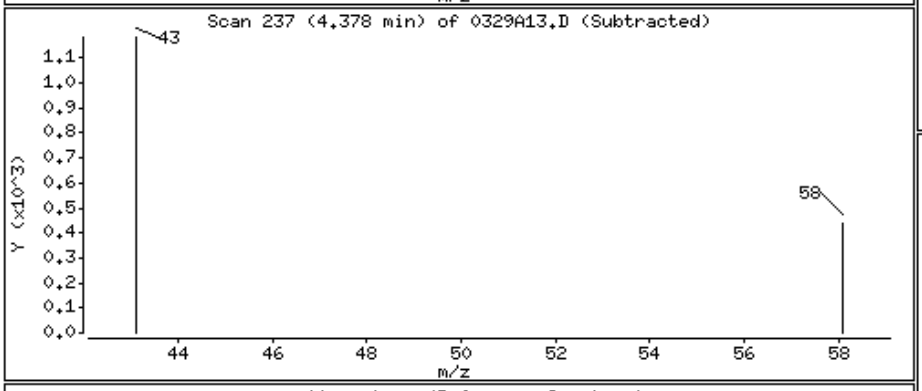

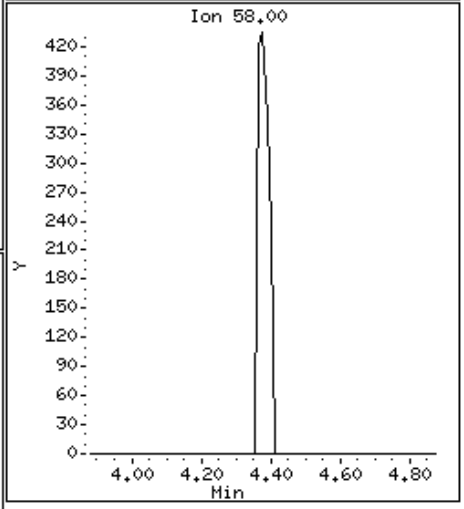

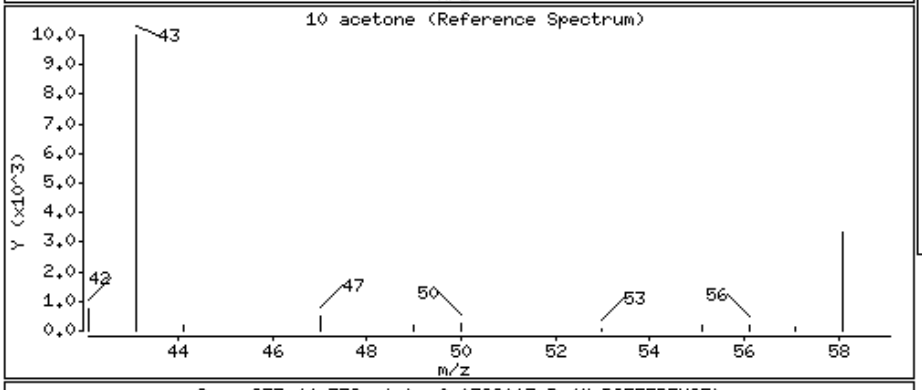

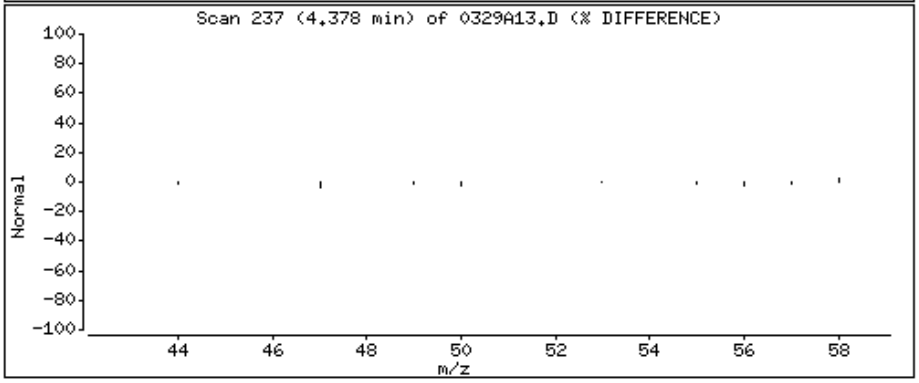

Data File: \\Orgserv2\ff\chem\GCMSVOA\Elaine.i\140329.b\0329A13.D

Date : 29-MAR-2014 17:37

Client ID:

Instrument: Elaine.i

Sample Info: 11406036-23,31,10,,a

Purge Volume: 10.0

Operator: PD

Column phase:

Column diameter: 0.18

29 cis-1,2-dichloroethene

Concentration: 2.500 ngs

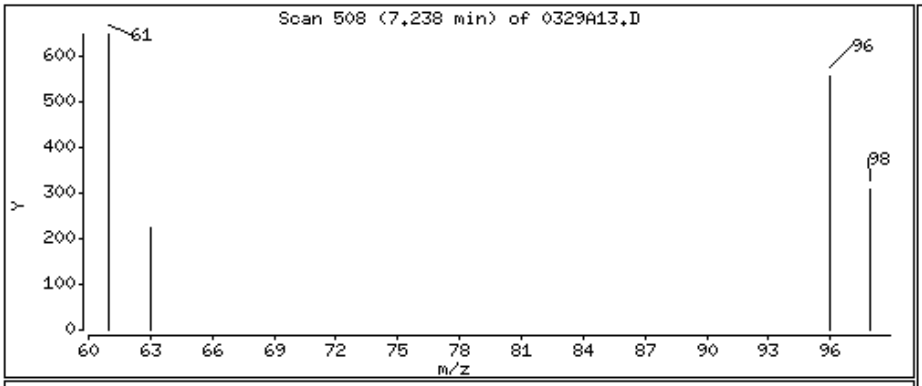

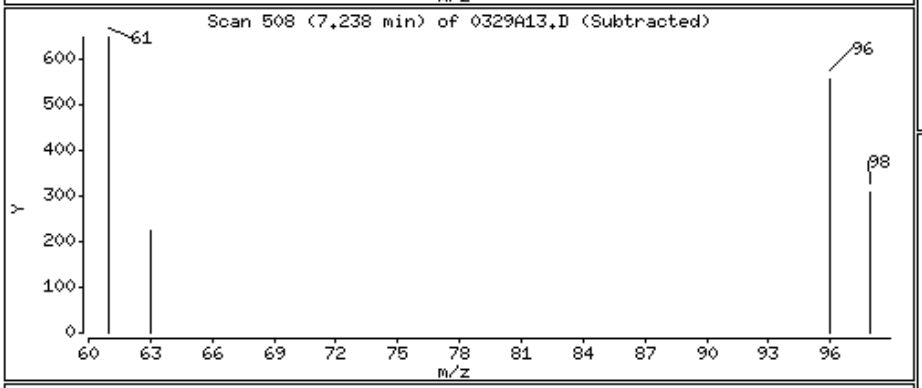

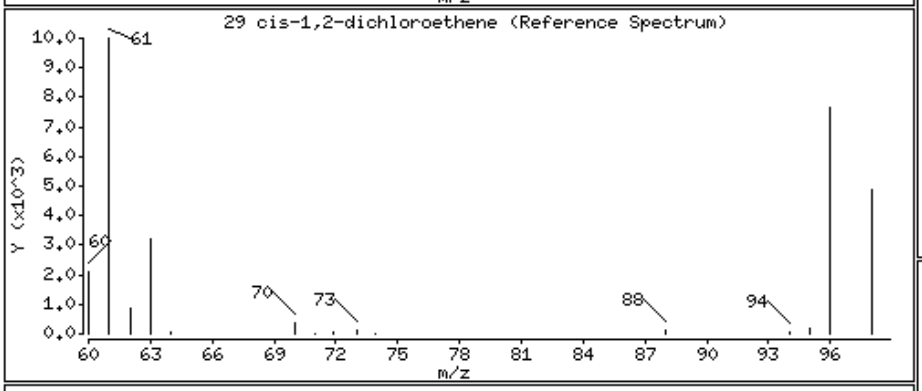

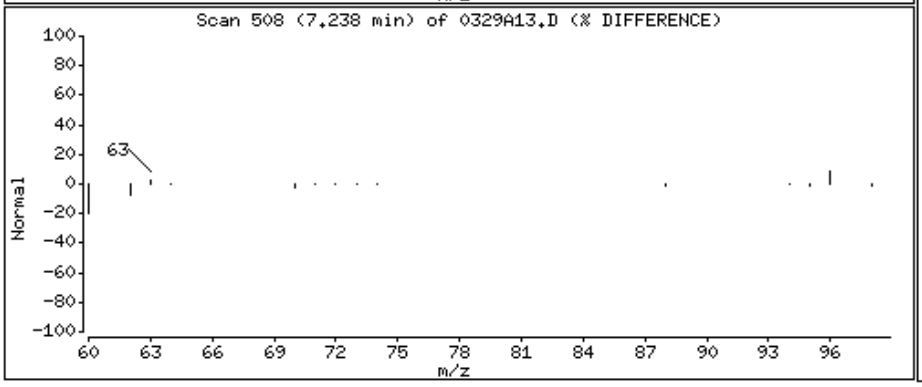

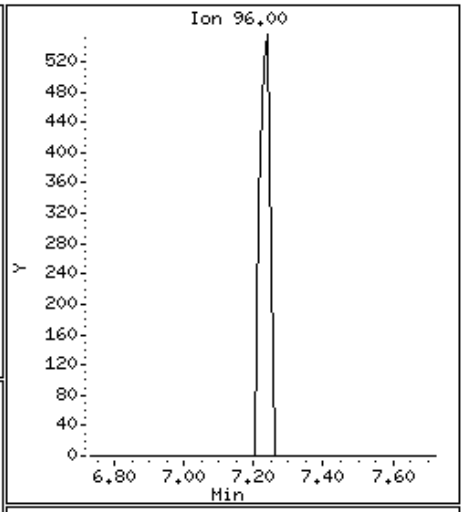

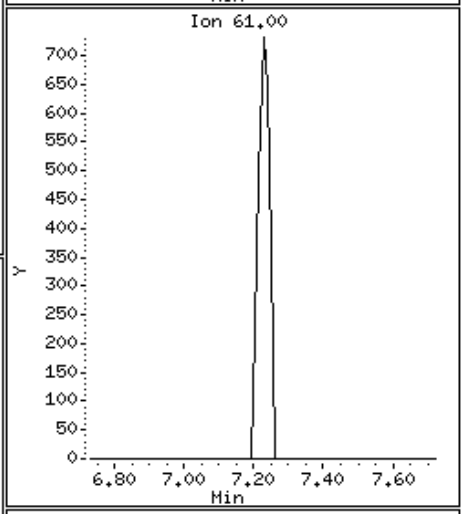

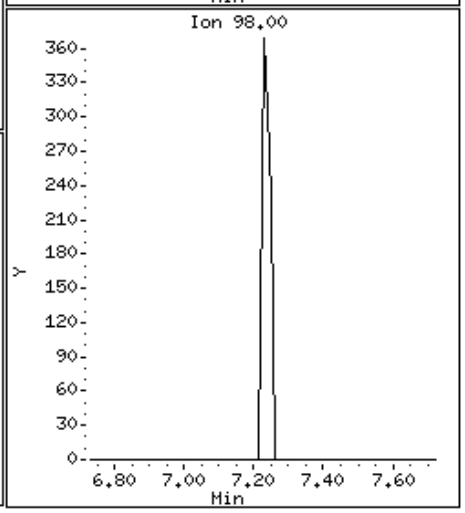

Data File: \\Orgserv2\ff\chem\GCMSVOA\Elaine.i\140329.b\0329A13.D

Date : 29-MAR-2014 17:37

Client ID:

Instrument: Elaine.i

Sample Info: 11406036-23,31,10,,a

Purge Volume: 10.0

Operator: PD

Column phase:

Column diameter: 0.18

30 chloroform

Concentration: 35.889 ngs

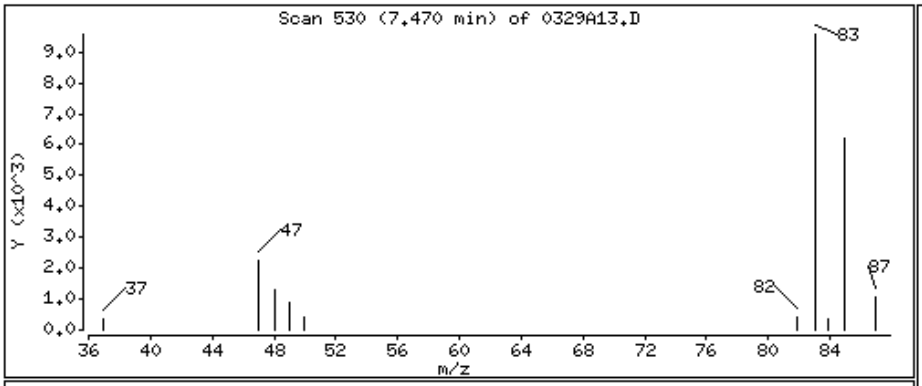

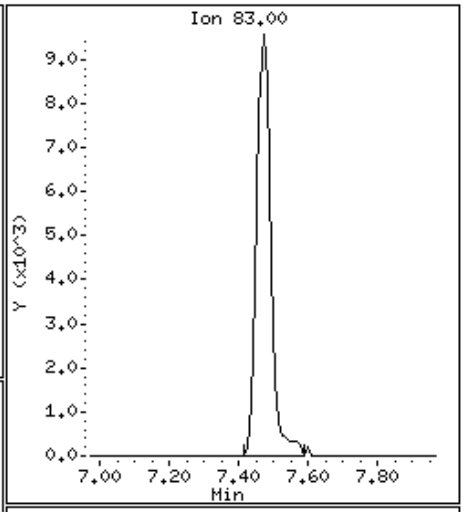

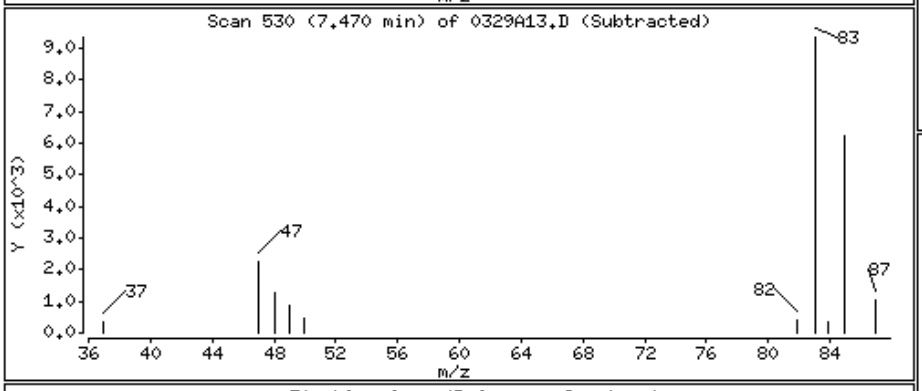

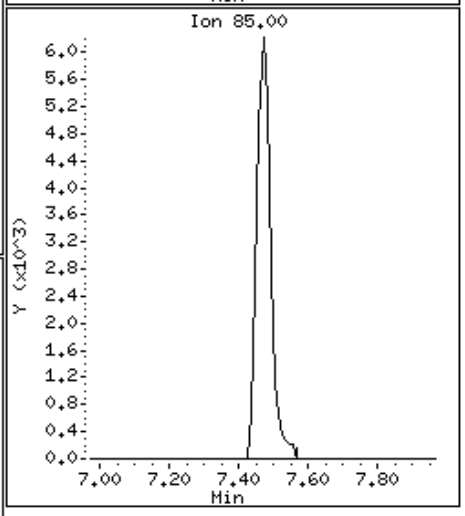

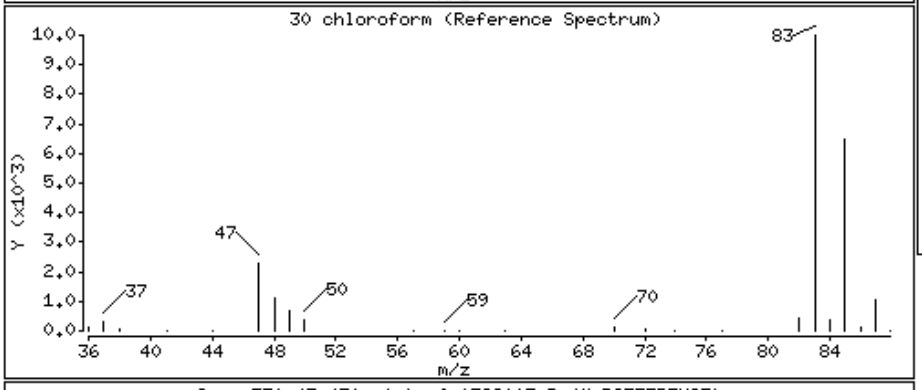

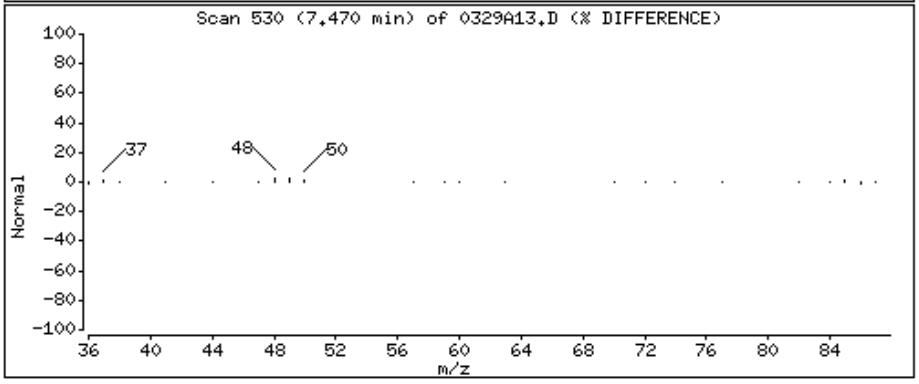

Data File: \\Orgserv2\ff\chem\GCMSVOA\Elaine.i\140329.b\0329A13.D

Date : 29-MAR-2014 17:37

Client ID:

Instrument: Elaine.i

Sample Info: 11406036-23,31,10,,a

Purge Volume: 10.0

Operator: PD

Column phase:

Column diameter: 0.18

47 trichloroethene

Concentration: 29.218 ngs

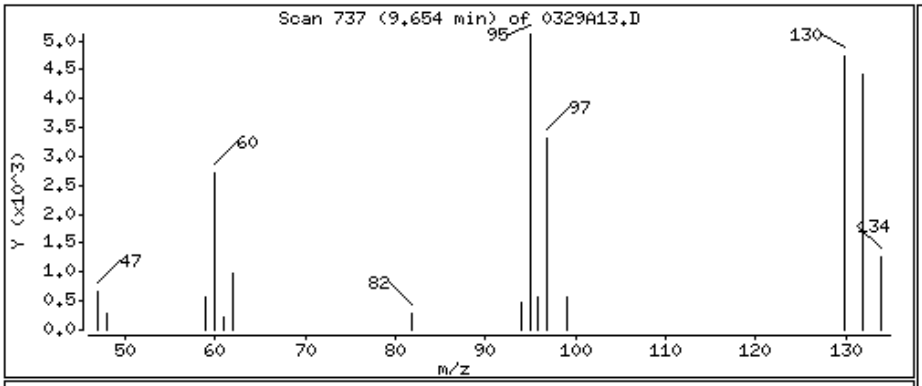

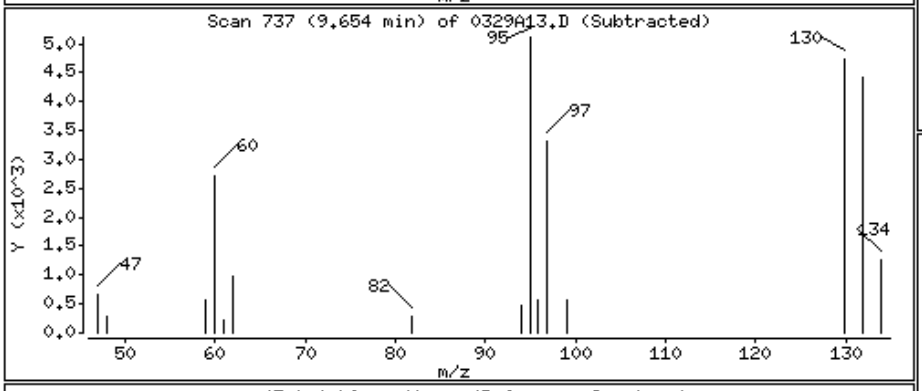

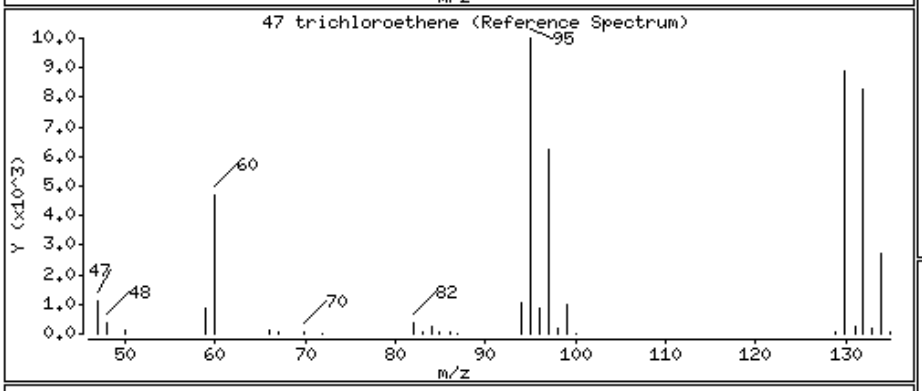

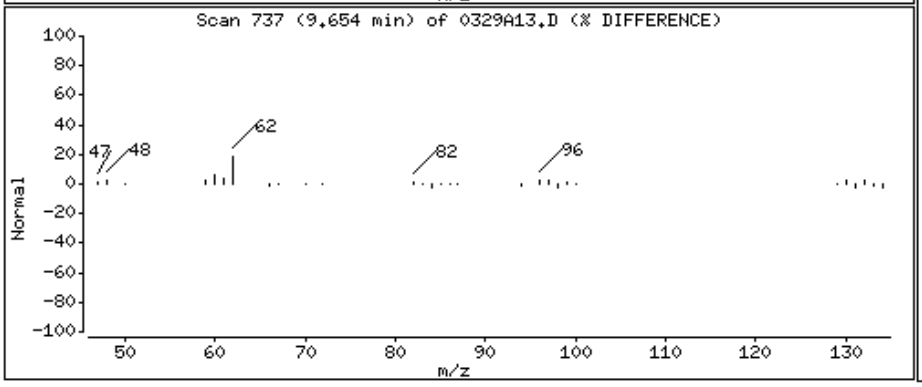

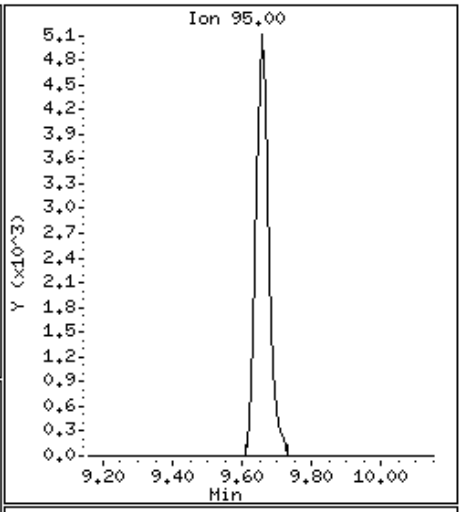

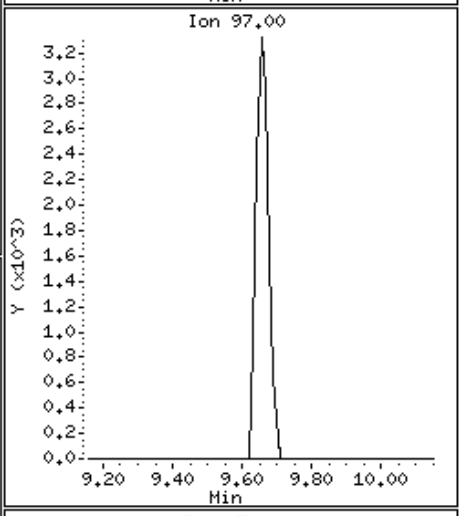

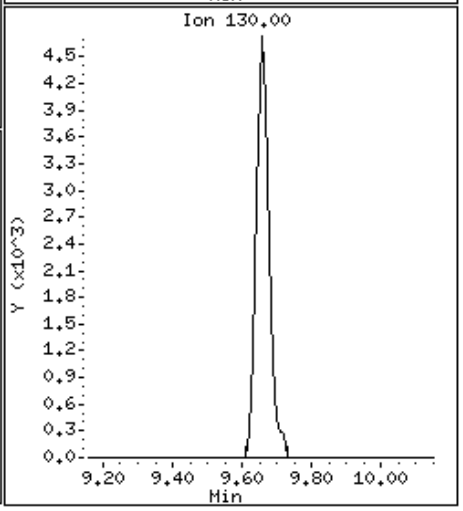

Alpha Analytical Labs

Manual Integration

Sample Info	: l1406036-23,31,10,,a wg678962,ical9341		
Instrument ID	: Elaine.i		
Method	: liq8260C.m		
File	: 0329A13.D		
Injection Date	: 29-MAR-2014 17:37		
Quantitation	: ISTD	Integrator :	HP RTE
Dilution Factor	: 1.00	Sample Type:	SAMPLE

This File has no version history.

//Orgserv2/ff/chem/GCMSVOA/Elaine.i/140329.b/original/0329A13.D

Alpha Analytical Labs

gc/ms voa - VOA101

Data file : \\Orgserv2\ff\chem\GCMSVOA\Voa101.i\140329.b\0329A15.D
Lab Smp Id:
Inj Date : 29-MAR-2014 17:48
Operator : PD Inst ID: Voa101.i
Smp Info : l1406036-40,31,10,,a
Misc Info : wg678899,ical9333
Comment :
Method : \\Orgserv2\ff\chem\GCMSVOA\Voa101.i\140329.b\liq8260C.m
Meth Date : 29-Mar-2014 15:20 ppaveglio Quant Type: ISTD
Cal Date : 24-MAR-2014 14:57 Cal File: 0324A12.D
Als bottle: 15
Dil Factor: 1.00000
Integrator: HP RTE Compound Sublist: NJTCL.sub
Target Version: 4.12
Processing Host: VIRTUALXP-76524

Concentration Formula: Amt * DF * CpndVariable
Cpnd Variable Local Compound Variable

			QUANT SIG					CONCENTRATIONS ON-COLUMN	FINAL	
		Compounds	MASS	RT	EXP RT	REL RT	RESPONSE	(ngs)	(ngs)	REVIEW CODE
	1	dichlorodifluoromethane	85	Compound Not Detected.						
	2	chloromethane	50	Compound Not Detected.						
	3	vinyl chloride	62	Compound Not Detected.						
	4	bromomethane	94	Compound Not Detected.						
	5	chloroethane	64	Compound Not Detected.						
	6	trichlorofluoromethane	101	Compound Not Detected.						
	8	1,1,-dichloroethene	96	Compound Not Detected.						
	11	freon-113	101	Compound Not Detected.						
	10	carbon disulfide	76	Compound Not Detected.						
	14	methylene chloride	84	Compound Not Detected.						
	15	acetone	43	3.734	3.735	(0.600)	6744	51.2559	51.255	
	16	trans-1,2-dichloroethene	96	Compound Not Detected.						
	17	Methyl Acetate	43	Compound Not Detected.						
	18	methyl tert butyl ether	73	Compound Not Detected.						
	22	1,1-dichloroethane	63	Compound Not Detected.						
	27	cis-1,2-dichloroethene	96	Compound Not Detected.						
	29	bromochloromethane	128	Compound Not Detected.						
	30	Cyclohexane	56	Compound Not Detected.						
	31	chloroform	83	Compound Not Detected.						
	33	carbontetrachloride	117	Compound Not Detected.						
$	36	dibromofluoromethane	113	5.405	5.405	(0.868)	50604	109.377	109.377	
	37	1,1,1-trichloroethane	97	Compound Not Detected.						
	38	2-butanone	43	Compound Not Detected.						
	40	benzene	78	Compound Not Detected.						
$	42	1,2-dichloroethane-d4	65	5.944	5.941	(0.954)	58066	113.198	113.197	
	43	1,2-dichloroethane	62	Compound Not Detected.						
*	45	flourobenzene	96	6.227	6.227	(1.000)	176523	100.000		
	49	trichloroethene	95	Compound Not Detected.						

	Compounds	QUANT SIG MASS	RT	EXP RT	REL RT	RESPONSE	CONCENTRATIONS ON-COLUMN (ngs)	CONCENTRATIONS FINAL (ngs)	REVIEW CODE
	46 methyl cyclohexane	83	Compound Not Detected.						
	52 1,2-dichloropropane	63	Compound Not Detected.						
	53 bromodichloromethane	83	Compound Not Detected.						
	56 1,4-Dioxane	88	Compound Not Detected.						
	58 cis-1,3-dichloropropene	75	Compound Not Detected.						
$	59 toluene-d8	98	7.936	7.933	(0.811)	176774	91.3070	91.307	
	60 toluene	92	Compound Not Detected.						
	62 4-methyl-2-pentanone	58	Compound Not Detected.						
	63 tetrachloroethene	166	8.433	8.437	(0.862)	2585	4.00539	4.005(QM)	M1
	64 trans-1,3-dichloropropene	75	Compound Not Detected.						
	68 1,1,2-trichloroethane	83	Compound Not Detected.						
	69 chlorodibromomethane	129	Compound Not Detected.						
	71 1,2-dibromoethane	107	Compound Not Detected.						
	73 2-hexanone	43	Compound Not Detected.						
*	74 chlorobenzene-d5	117	9.788	9.786	(1.000)	143538	100.000		
	75 chlorobenzene	112	Compound Not Detected.						
	76 ethyl benzene	91	Compound Not Detected.						
	78 p/m xylene	106	Compound Not Detected.						
	79 o xylene	106	Compound Not Detected.						
	80 styrene	104	Compound Not Detected.						
	81 bromoform	173	Compound Not Detected.						
	82 isopropylbenzene	105	Compound Not Detected.						
$	83 4-bromofluorobenzene	95	11.251	11.251	(0.904)	64448	100.567	100.567	
	88 1,1,2,2,-tetrachloroethane	83	Compound Not Detected.						
	99 1,3-dichlorobenzene	146	Compound Not Detected.						
*	100 1,4-dichlorobenzene-d4	152	12.443	12.441	(1.000)	61975	100.000	(Q)	
	101 1,4-dichlorobenzene	146	Compound Not Detected.						
	104 1,2-dichlorobenzene	146	Compound Not Detected.						
	106 1,2-dibromo-3-chloropropane	75	Compound Not Detected.						
	109 1,2,4-trichlorobenzene	180	Compound Not Detected.						
	111 1,2,3-trichlorobenzene	180	Compound Not Detected.						

QC Flag Legend

Q - Qualifier signal failed the ratio test.
M - Compound response manually integrated.

Alpha Analytical Labs

gc/ms voa - VOA101

Data file : \\Orgserv2\ff\chem\GCMSVOA\Voa101.i\140329.b\0329A15.D
Lab Smp Id:
Inj Date : 29-MAR-2014 17:48
Operator : PD Inst ID: Voa101.i
Smp Info : l1406036-40,31,10,,a
Misc Info : wg678899,ical9333
Comment :
Method : \\Orgserv2\ff\chem\GCMSVOA\Voa101.i\140329.b\liq8260C.m
Meth Date : 29-Mar-2014 15:20 ppaveglio Quant Type: ISTD
Cal Date : 24-MAR-2014 14:57 Cal File: 0324A12.D
Als bottle: 15
Dil Factor: 1.00000
Integrator: HP RTE Compound Sublist: NJTCL.sub
Target Version: 4.12
Processing Host: VIRTUALXP-76524

- NO TENTATIVELY IDENTIFIED COMPOUNDS -

Alpha Analytical Labs

INTERNAL STANDARD COMPOUNDS
AREA AND RT SUMMARY

Instrument ID: Voa101.i
Lab File ID: 0329A15.D
Lab Smp Id:
Analysis Type: VOA
Quant Type: ISTD
Operator: PD
Method File: \\Orgserv2\ff\chem\GCMSVOA\Voa101.i\140329.b\liq8260C.m
Misc Info: wg678899,ical9333

Calibration Date: 29-MAR-2014
Calibration Time: 11:27
Level: LOW
Sample Type: WATER

Test Mode:
Use Last Continuing Calibrator.
If Continuing Cal. use Initial Cal. Level 3

		AREA LIMIT			
COMPOUND	STANDARD	LOWER	UPPER	SAMPLE	%DIFF
45 flourobenzene	220923	110462	441846	176523	-20.10
74 chlorobenzene-d5	175802	87901	351604	143538	-18.35
100 1,4-dichlorobenze	84508	42254	169016	61975	-26.66

		RT LIMIT			
COMPOUND	STANDARD	LOWER	UPPER	SAMPLE	%DIFF
45 flourobenzene	6.23	5.73	6.73	6.23	-0.00
74 chlorobenzene-d5	9.79	9.29	10.29	9.79	0.03
100 1,4-dichlorobenze	12.44	11.94	12.94	12.44	0.02

AREA UPPER LIMIT = +100% of internal standard area.
AREA LOWER LIMIT = - 50% of internal standard area.
RT UPPER LIMIT = + 0.50 minutes of internal standard RT.
RT LOWER LIMIT = - 0.50 minutes of internal standard RT.

Alpha Analytical Labs

RECOVERY REPORT

Client Name: Client SDG: SDGa00307
Sample Matrix: LIQUID Fraction: VOA
Lab Smp Id:
Level: LOW Operator: PD
Data Type: MS DATA SampleType: SAMPLE
SpikeList File: curveallim.spk Quant Type: ISTD
Sublist File: NJTCL.sub
Method File: \\Orgserv2\ff\chem\GCMSVOA\Voa101.i\140329.b\liq8260C.m
Misc Info: wg678899,ical9333

SURROGATE COMPOUND	AMOUNT ADDED ngs	AMOUNT RECOVERED ngs	% RECOVERED	LIMITS
$ 36 dibromofluorometha	100.000	109.377	109.38	70-130
$ 42 1,2-dichloroethane	100.000	113.197	113.20	70-130
$ 59 toluene-d8	100.000	91.307	91.31	70-130
$ 83 4-bromofluorobenze	100.000	100.567	100.57	70-130

Data File: \\Orgserv2\ff\chem\GCMSVOA\Voa101.i\140329.b\0329A15.D
Date : 29-MAR-2014 17:48
Client ID:
Sample Info: 11406036-40,31,10,,a
Purge Volume: 10.0
Column phase:

Instrument: Voa101.i
Operator: PD
Column diameter: 0.18

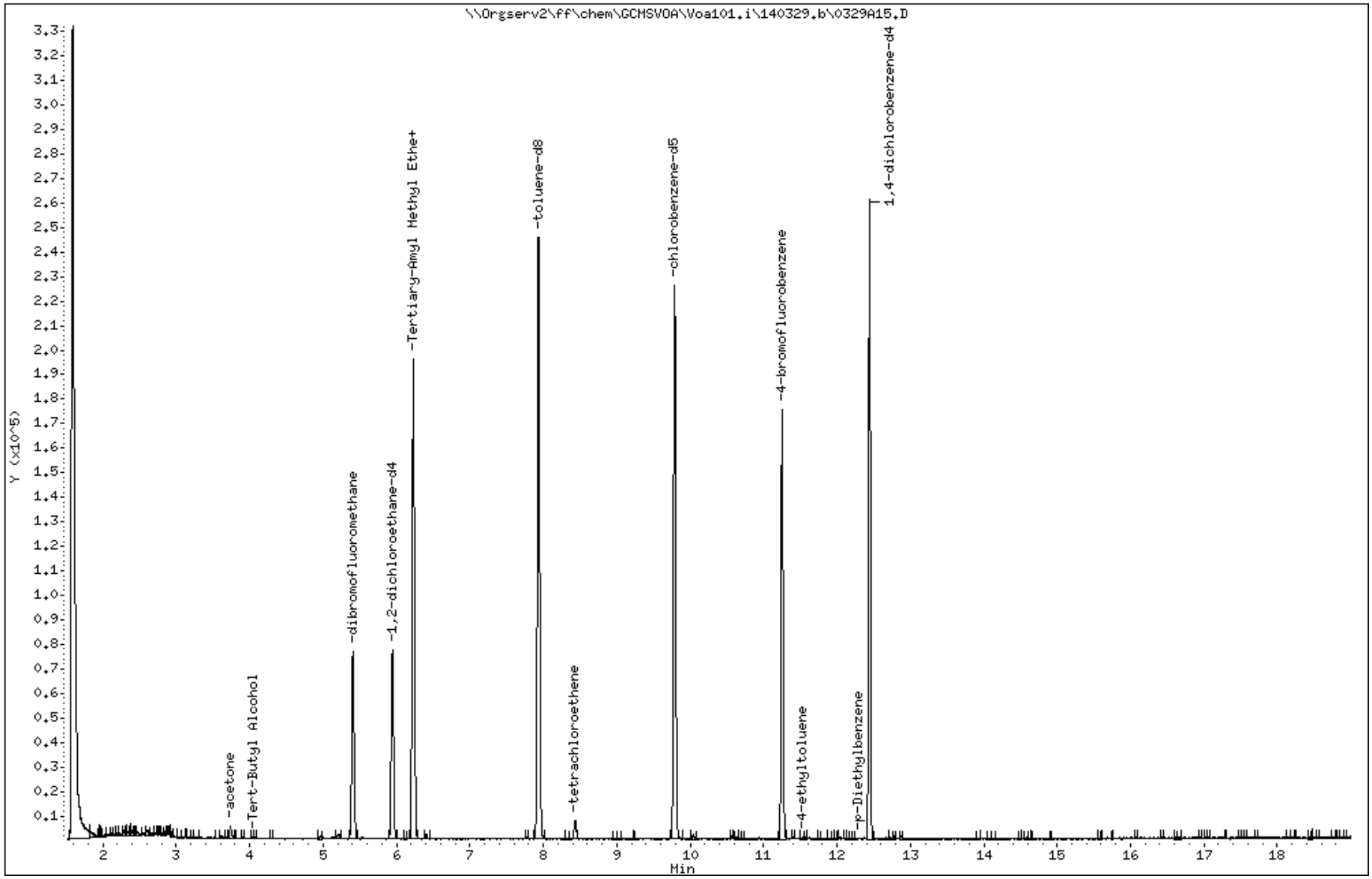

Data File: \\Orgserv2\ff\chem\GCMSVOA\Voa101.i\140329.b\0329A15.D

Date : 29-MAR-2014 17:48

Client ID:

Instrument: Voa101.i

Sample Info: 11406036-40,31,10,,a

Purge Volume: 10.0

Operator: PD

Column phase:

Column diameter: 0.18

15 acetone

Concentration: 51.255 ngs

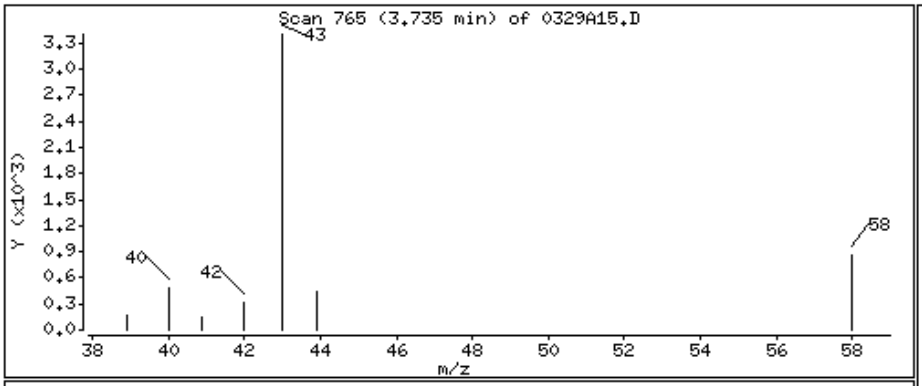

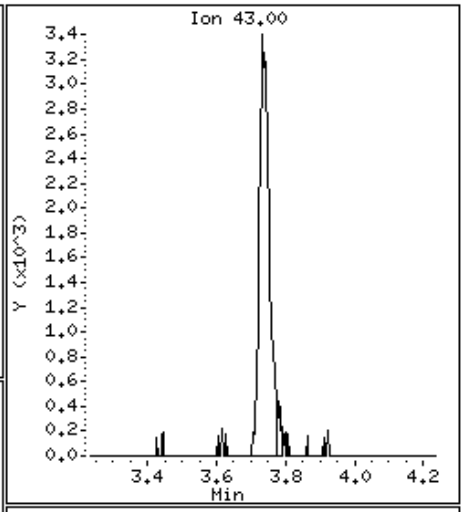

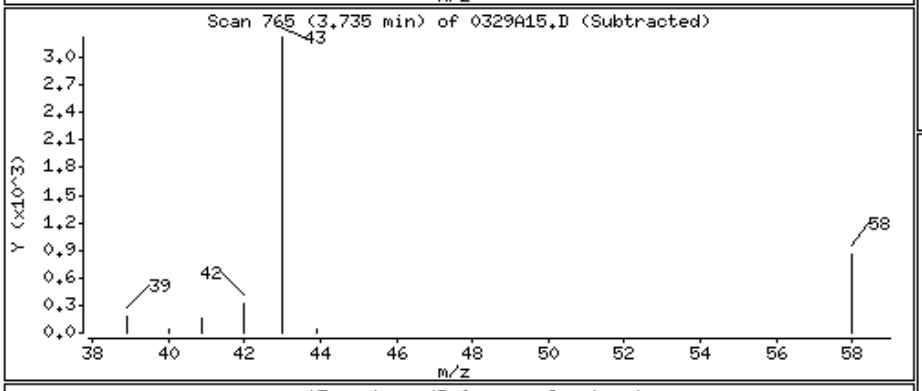

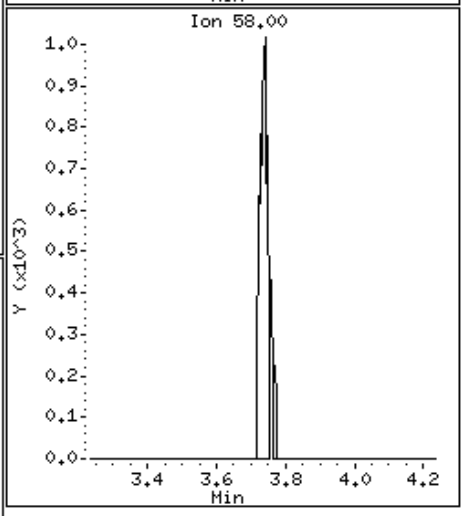

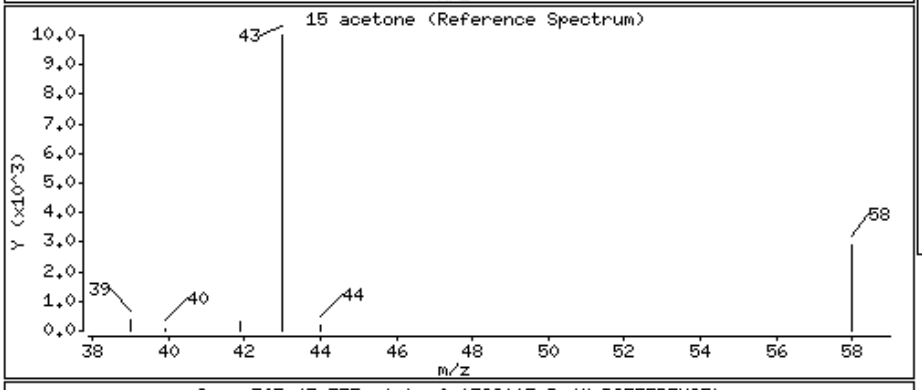

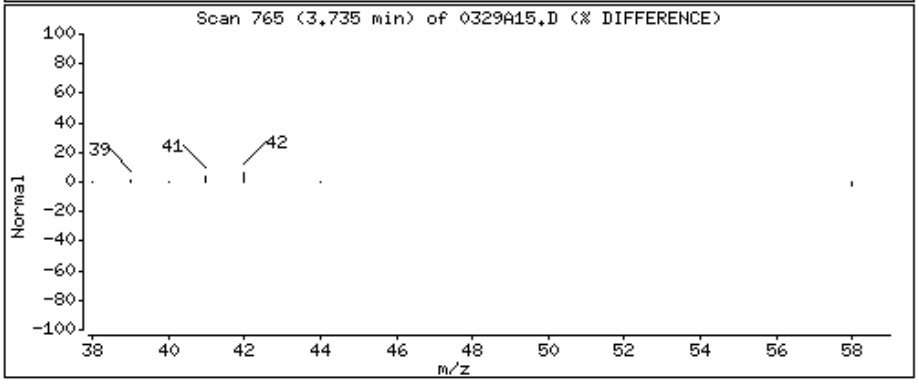

Data File: \\Orgserv2\ff\chem\GCMSVOA\Voa101.i\140329.b\0329A15.D

Date : 29-MAR-2014 17:48

Client ID:

Instrument: Voa101.i

Sample Info: 11406036-40,31,10,,a

Purge Volume: 10.0

Operator: PD

Column phase:

Column diameter: 0.18

63 tetrachloroethene

Concentration: 4.005 ngs

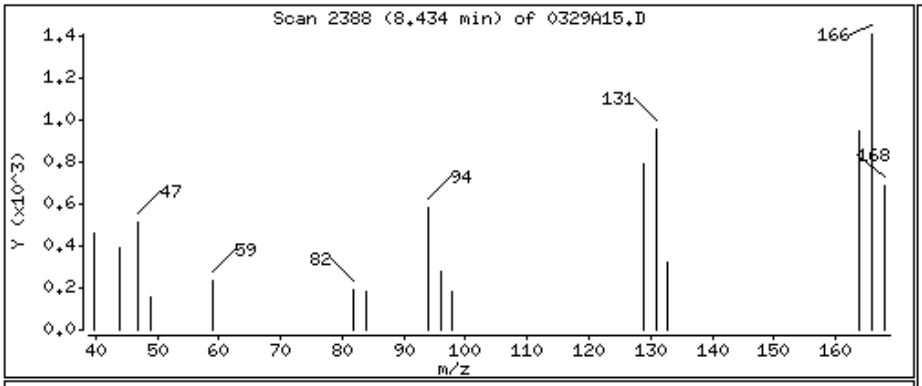

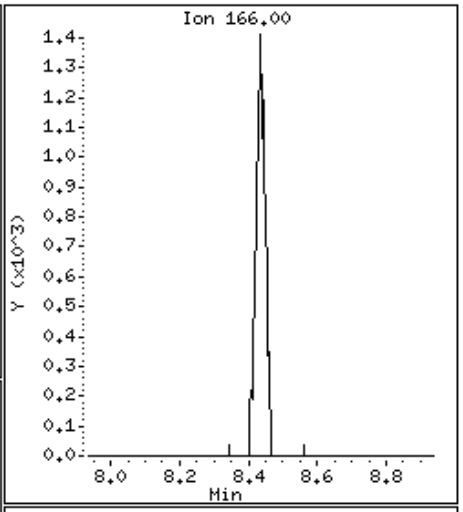

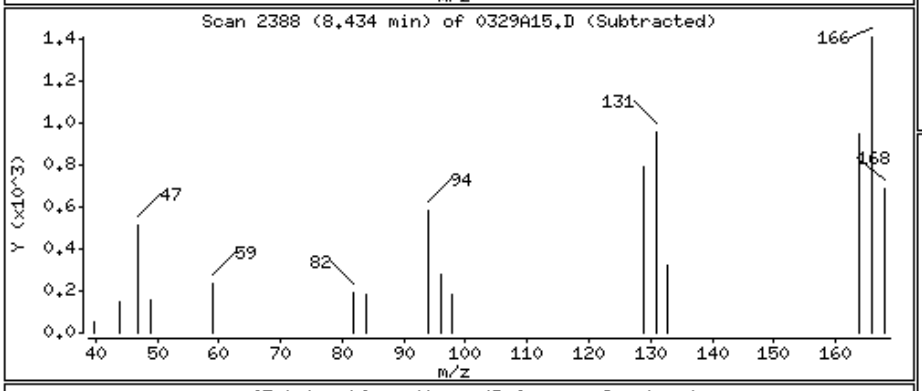

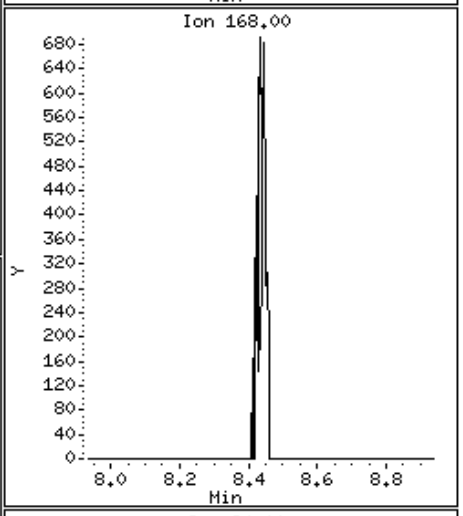

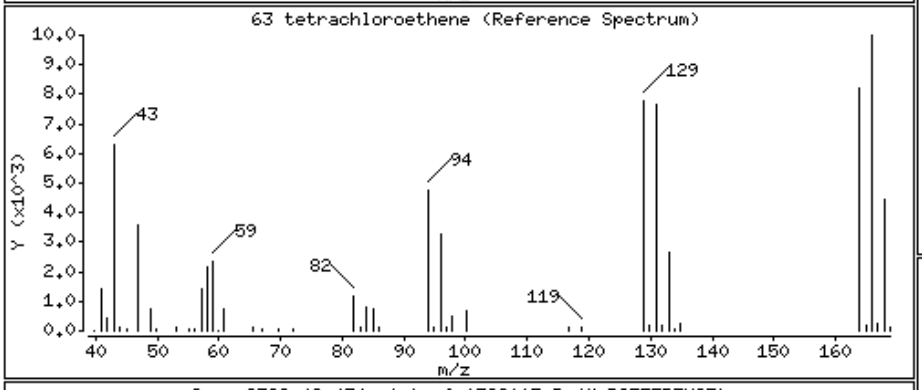

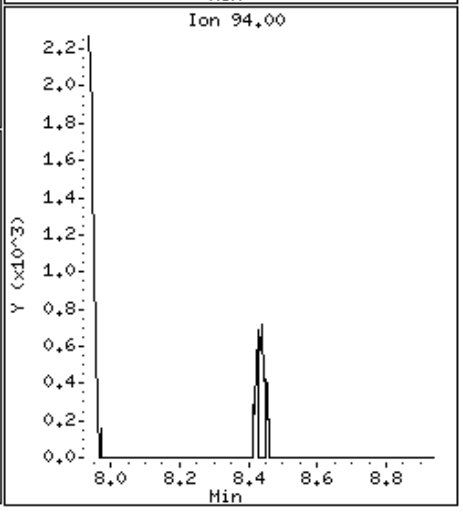

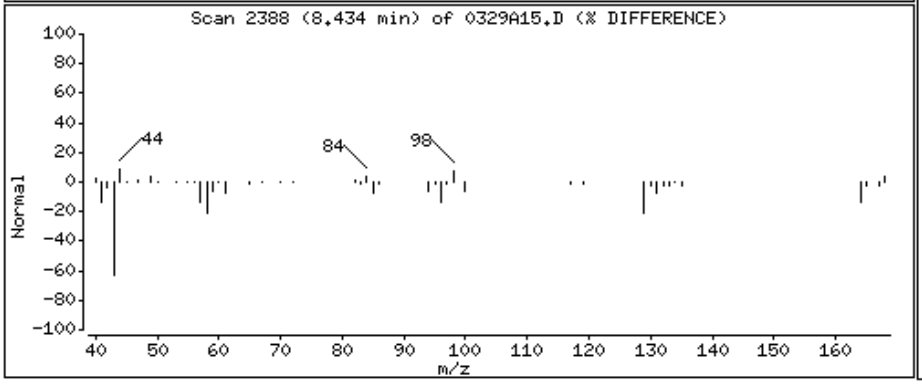

Alpha Analytical Labs

Manual Integration

Sample Info	: l1406036-40,31,10,,a wg678899,ical9333		
Instrument ID	: Voa101.i		
Method	: liq8260C.m		
File	: 0329A15.D		
Injection Date	: 29-MAR-2014 17:48		
Quantitation	: ISTD	Integrator : HP RTE	
Dilution Factor	: 1.00	Sample Type: SAMPLE	

This File has no version history.

//Orgserv2/ff/chem/GCMSVOA/Voa101.i/140329.b/original/0329A15.D

Alpha Analytical Labs

gc/ms voa

Data file : \\Orgserv2\ff\chem\GCMSVOA\Gonzo.i\140329.b\0329A13.D
Lab Smp Id:
Inj Date : 29-MAR-2014 17:59
Operator : PD Inst ID: Gonzo.i
Smp Info : l1406036-08,31,10,,a
Misc Info : wg678895,ical9343
Comment :
Method : \\Orgserv2\ff\chem\GCMSVOA\Gonzo.i\140329.b\v10ml8260.m
Meth Date : 30-Mar-2014 20:50 pduczmalew Quant Type: ISTD
Cal Date : 25-MAR-2014 03:06 Cal File: 0324N12.D
Als bottle: 49
Dil Factor: 1.00000
Integrator: HP RTE Compound Sublist: NJTCL.sub
Target Version: 4.12
Processing Host: VIRTUALXP-76524

Concentration Formula: Amt * DF * CpndVariable
Cpnd Variable Local Compound Variable

	Compounds	QUANT SIG MASS	RT	EXP RT	REL RT	RESPONSE	CONCENTRATIONS ON-COLUMN (ngs)	FINAL (ngs)	REVIEW CODE
	1 dichlorodifluoromethane	85	Compound Not Detected.						
	2 chloromethane	50	Compound Not Detected.						
	3 vinyl chloride	62	Compound Not Detected.						
	4 bromomethane	94	Compound Not Detected.						
	5 chloroethane	64	Compound Not Detected.						
	6 trichlorofluoromethane	101	Compound Not Detected.						
	9 Freon 113	101	5.090	5.090	(0.555)	8167	4.16518	4.165	
	10 acetone	43	5.178	5.178	(0.564)	17816	47.9553	47.955(M)	M2
	11 1,1,-dichloroethene	96	Compound Not Detected.						
	14 Methyl Acetate	43	Compound Not Detected.						
	15 methylene chloride	84	Compound Not Detected.						
	16 carbon disulfide	76	Compound Not Detected.						
	20 methyl tert butyl ether	73	Compound Not Detected.						
	22 trans-1,2-dichloroethene	96	Compound Not Detected.						
	24 1,1-dichloroethane	63	Compound Not Detected.						
	27 2-butanone	43	7.369	7.376	(0.803)	2456	7.01957	7.019	
	30 cis-1,2-dichloroethene	96	7.633	7.633	(0.832)	3485	1.70532	1.705	
	31 chloroform	83	7.836	7.836	(0.854)	43589	9.94178	9.941	
	32 bromochloromethane	128	Compound Not Detected.						
$	34 dibromofluoromethane	113	8.113	8.113	(0.884)	178910	92.9752	92.975	
	35 1,1,1-trichloroethane	97	Compound Not Detected.						
	36 Cyclohexane	56	Compound Not Detected.						
	38 carbontetrachloride	117	Compound Not Detected.						
$	40 1,2-dichloroethane-d4	65	8.762	8.755	(0.955)	264863	97.8520	97.852	
	41 1,2-dichloroethane	62	Compound Not Detected.						
	42 benzene	78	Compound Not Detected.						
*	43 fluorobenzene	96	9.175	9.175	(1.000)	782538	100.000		
	44 trichloroethene	95	9.716	9.716	(1.059)	25788	11.3317	11.331	
	46 methyl cyclohexane	83	Compound Not Detected.						

	Compounds	QUANT SIG MASS	RT	EXP RT	REL RT	RESPONSE	CONCENTRATIONS ON-COLUMN (ngs)	CONCENTRATIONS FINAL (ngs)	REVIEW CODE
	47 1,2-dichloropropane	63	Compound Not Detected.						
	48 bromodichloromethane	83	Compound Not Detected.						
	49 1,4-dioxane	88	Compound Not Detected.						
	52 4-methyl-2-pentanone	58	Compound Not Detected.						
	53 cis-1,3-dichloropropene	75	Compound Not Detected.						
$	55 toluene-d8	98	11.379	11.379	(0.834)	760507	97.7670	97.766	
	56 toluene	92	Compound Not Detected.						
	58 trans-1,3-dichloropropene	75	Compound Not Detected.						
	59 1,1,2-trichloroethane	83	Compound Not Detected.						
	60 2-hexanone	43	Compound Not Detected.						
	62 tetrachloroethene	166	12.461	12.461	(0.913)	6373	3.18822	3.188	
	63 chlorodibromomethane	129	Compound Not Detected.						
	64 1,2-dibromoethane	107	Compound Not Detected.						
*	65 chlorobenzene-d5	117	13.645	13.645	(1.000)	505156	100.000		
	66 chlorobenzene	112	Compound Not Detected.						
	68 ethyl benzene	91	Compound Not Detected.						
	69 p/m xylene	106	Compound Not Detected.						
	70 o xylene	106	Compound Not Detected.						
	71 styrene	104	Compound Not Detected.						
	72 isopropylbenzene	105	Compound Not Detected.						
	73 bromoform	173	Compound Not Detected.						
	75 1,1,2,2,-tetrachloroethane	83	Compound Not Detected.						
$	76 4-bromofluorobenzene	95	15.538	15.531	(0.890)	302722	101.734	101.734	
	89 1,3-dichlorobenzene	146	Compound Not Detected.						
*	90 1,4-dichlorobenzene-d4	152	17.465	17.465	(1.000)	225181	100.000		
	91 1,4-dichlorobenzene	146	Compound Not Detected.						
	94 1,2-dichlorobenzene	146	Compound Not Detected.						
	96 1,2-dibromo-3-chloropropane	75	Compound Not Detected.						
	98 1,2,4-trichlorobenzene	180	Compound Not Detected.						
	101 1,2,3-trichlorobenzene	180	Compound Not Detected.						

QC Flag Legend

M - Compound response manually integrated.

Alpha Analytical Labs

gc/ms voa

Data file : \\Orgserv2\ff\chem\GCMSVOA\Gonzo.i\140329.b\0329A13.D
Lab Smp Id:
Inj Date : 29-MAR-2014 17:59
Operator : PD Inst ID: Gonzo.i
Smp Info : l1406036-08,31,10,,a
Misc Info : wg678895,ical9343
Comment :
Method : \\Orgserv2\ff\chem\GCMSVOA\Gonzo.i\140329.b\v10ml8260.m
Meth Date : 30-Mar-2014 20:50 pduczmalew Quant Type: ISTD
Cal Date : 25-MAR-2014 03:06 Cal File: 0324N12.D
Als bottle: 49
Dil Factor: 1.00000
Integrator: HP RTE Compound Sublist: NJTCL.sub
Target Version: 4.12
Processing Host: VIRTUALXP-76524

- NO TENTATIVELY IDENTIFIED COMPOUNDS -

Alpha Analytical Labs

INTERNAL STANDARD COMPOUNDS
AREA AND RT SUMMARY

Instrument ID: Gonzo.i
Lab File ID: 0329A13.D
Lab Smp Id:
Analysis Type: VOA
Quant Type: ISTD
Operator: PD
Method File: \\Orgserv2\ff\chem\GCMSVOA\Gonzo.i\140329.b\v10ml8260.m
Misc Info: wg678895,ical9343

Calibration Date: 29-MAR-2014
Calibration Time: 10:45
Level: LOW
Sample Type: WATER

Test Mode:
Use Last Continuing Calibrator.
If Continuing Cal. use Initial Cal. Level 3

COMPOUND	STANDARD	AREA LIMIT LOWER	AREA LIMIT UPPER	SAMPLE	%DIFF
43 fluorobenzene	854884	427442	1709768	782538	-8.46
65 chlorobenzene-d5	545961	272981	1091922	505156	-7.47
90 1,4-dichlorobenze	248041	124021	496082	225181	-9.22

COMPOUND	STANDARD	RT LIMIT LOWER	RT LIMIT UPPER	SAMPLE	%DIFF
43 fluorobenzene	9.18	8.68	9.68	9.18	0.00
65 chlorobenzene-d5	13.65	13.15	14.15	13.65	0.00
90 1,4-dichlorobenze	17.47	16.97	17.97	17.47	0.00

AREA UPPER LIMIT = +100% of internal standard area.
AREA LOWER LIMIT = - 50% of internal standard area.
RT UPPER LIMIT = + 0.50 minutes of internal standard RT.
RT LOWER LIMIT = - 0.50 minutes of internal standard RT.

Alpha Analytical Labs

RECOVERY REPORT

Client Name: Client SDG: SDGa00267
Sample Matrix: LIQUID Fraction: VOA
Lab Smp Id:
Level: LOW Operator: PD
Data Type: MS DATA SampleType: SAMPLE
SpikeList File: curveall.spk Quant Type: ISTD
Sublist File: NJTCL.sub
Method File: \\Orgserv2\ff\chem\GCMSVOA\Gonzo.i\140329.b\v10ml8260.m
Misc Info: wg678895,ical9343

SURROGATE COMPOUND	AMOUNT ADDED ngs	AMOUNT RECOVERED ngs	% RECOVERED	LIMITS
$ 34 dibromofluorometha	100.000	92.975	92.98	70-130
$ 40 1,2-dichloroethane	100.000	97.852	97.85	70-130
$ 55 toluene-d8	100.000	97.766	97.77	70-130
$ 76 4-bromofluorobenze	100.000	101.734	101.73	70-130

Data File: \\Orgserv2\ff\chem\GCMSVOA\Gonzo.i\140329.b\0329A13.D
Date : 29-MAR-2014 17:59
Client ID:
Sample Info: 11406036-08,31,10,,a
Purge Volume: 10.0
Column phase: Rtx-502.2

Instrument: Gonzo.i
Operator: PD
Column diameter: 0.18

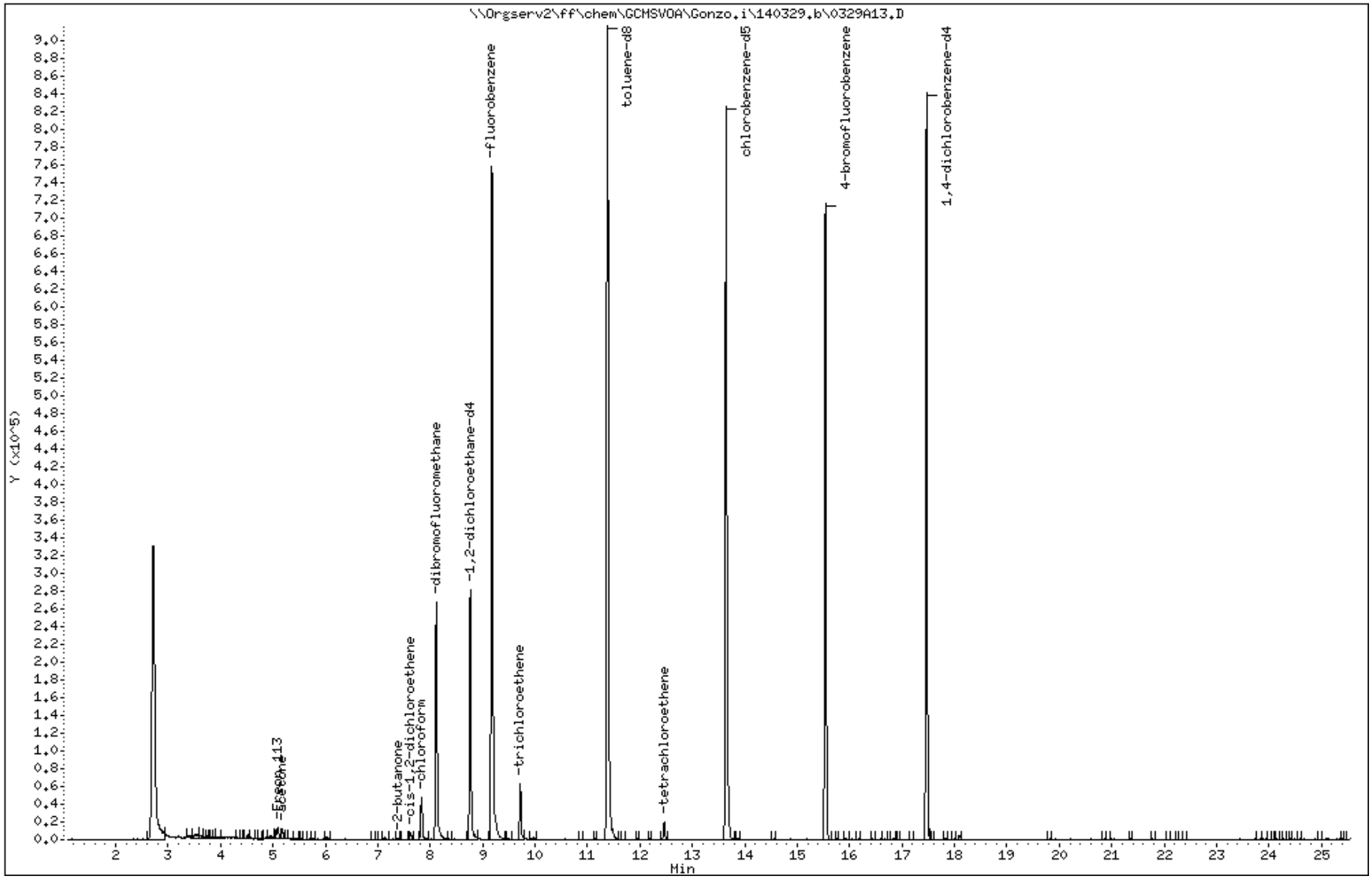

Data File: \\Orgserv2\ff\chem\GCMSVOA\Gonzo.i\140329.b\0329A13.D

Date : 29-MAR-2014 17:59

Client ID:

Instrument: Gonzo.i

Sample Info: 11406036-08,31,10,,a

Purge Volume: 10.0

Operator: PD

Column phase: Rtx-502.2

Column diameter: 0.18

9 Freon 113

Concentration: 4.165 ngs

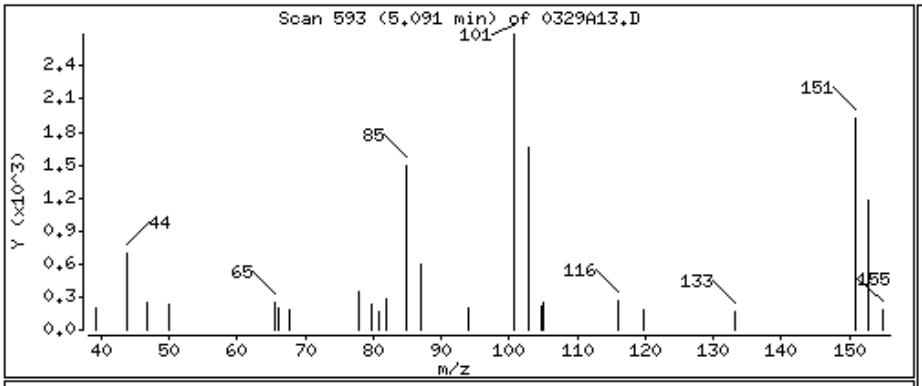

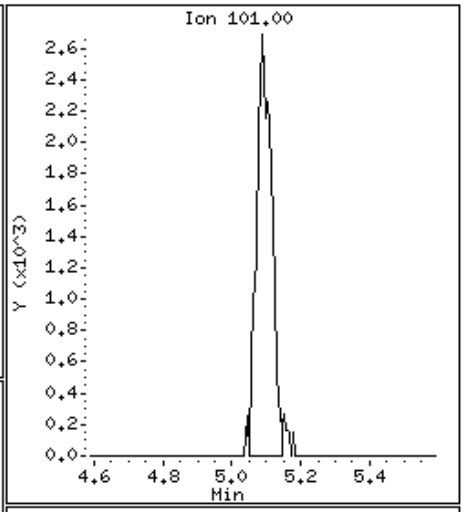

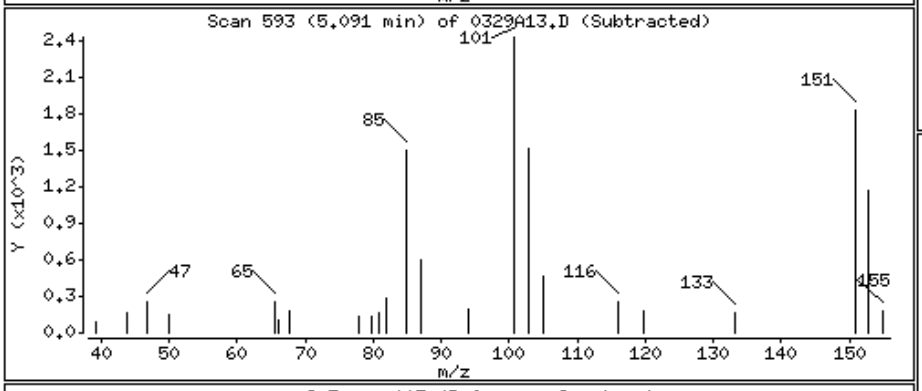

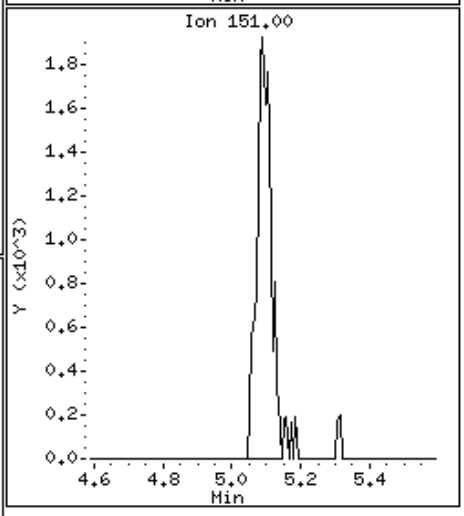

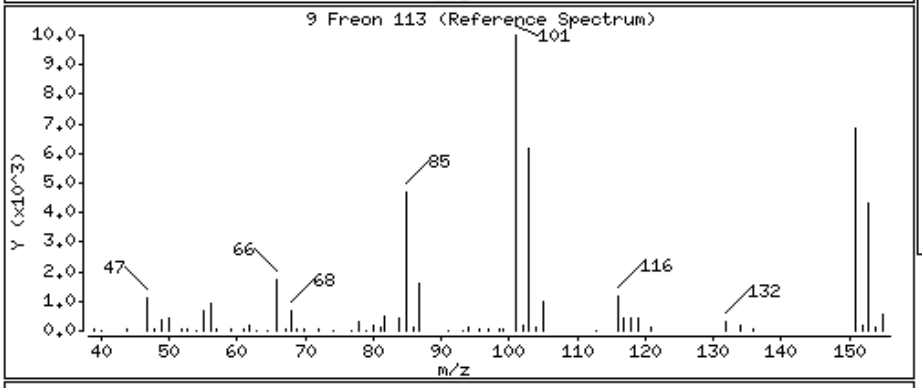

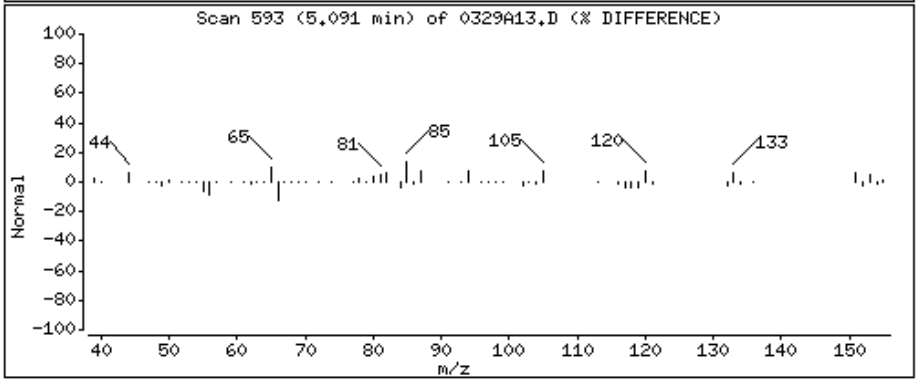

Data File: \\Orgserv2\ff\chem\GCMSVOA\Gonzo.i\140329.b\0329A13.D

Date : 29-MAR-2014 17:59

Client ID:

Instrument: Gonzo.i

Sample Info: 11406036-08,31,10,,a

Purge Volume: 10.0

Operator: PD

Column phase: Rtx-502.2

Column diameter: 0.18

10 acetone

Concentration: 47.955 ngs

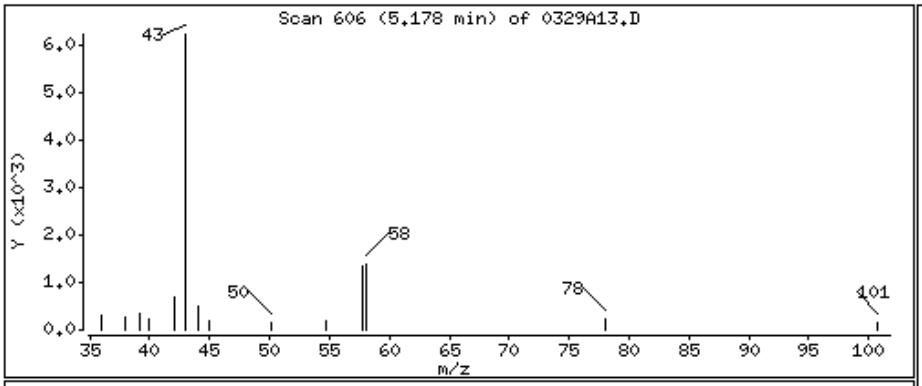

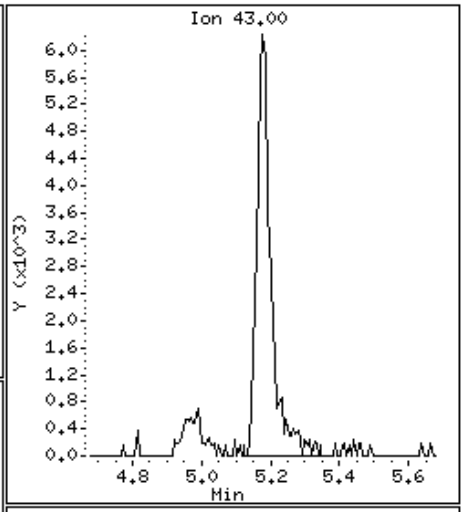

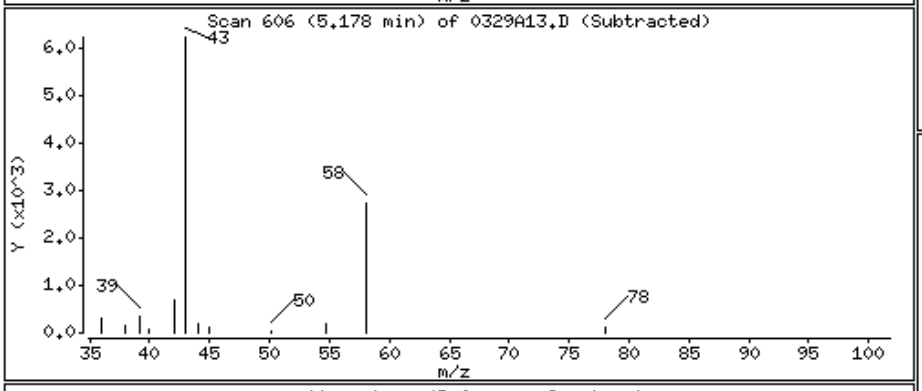

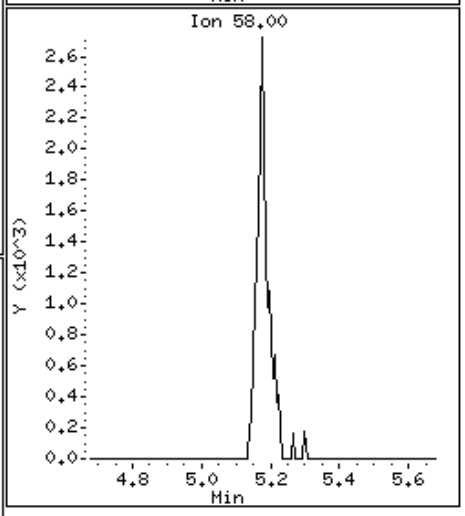

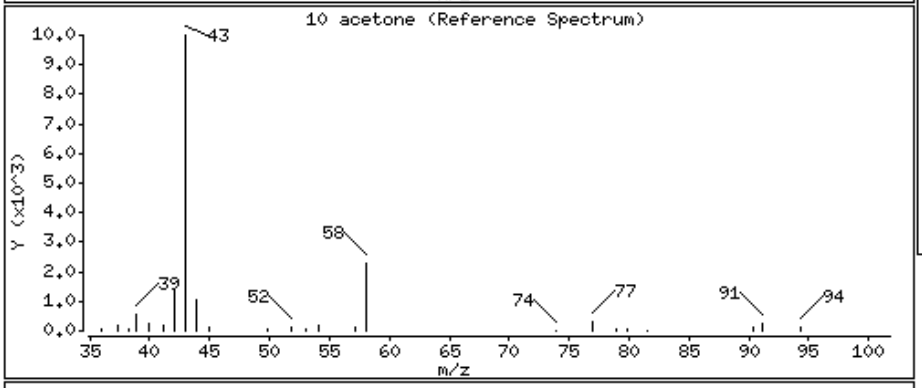

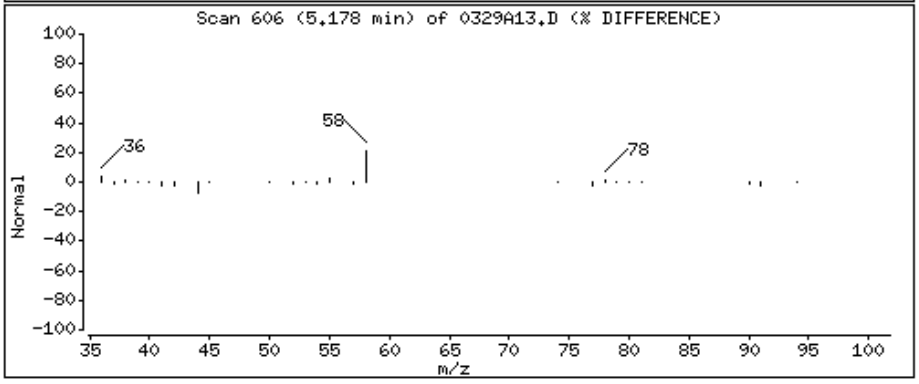

Data File: \\Orgserv2\ff\chem\GCMSVOA\Gonzo.i\140329.b\0329A13.D

Date : 29-MAR-2014 17:59

Client ID:

Instrument: Gonzo.i

Sample Info: 11406036-08,31,10,,a

Purge Volume: 10.0

Operator: PD

Column phase: Rtx-502.2

Column diameter: 0.18

27 2-butanone

Concentration: 7.019 ngs

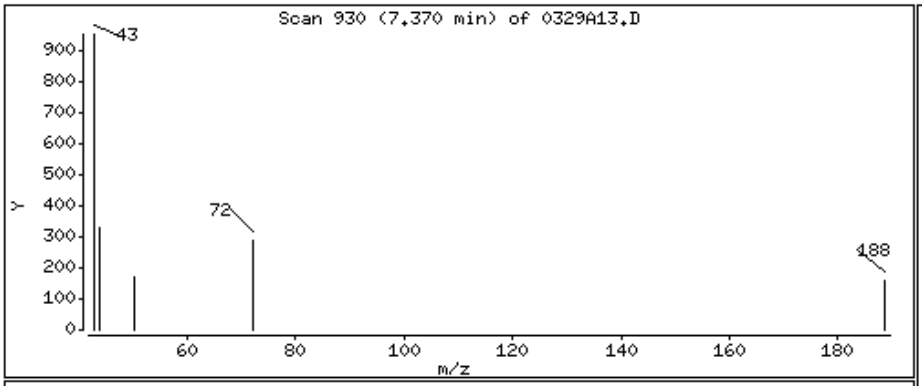

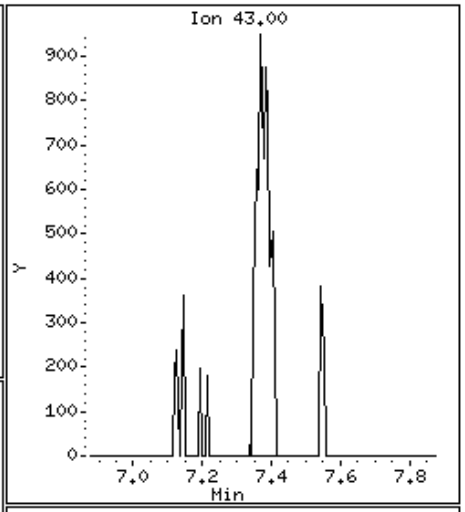

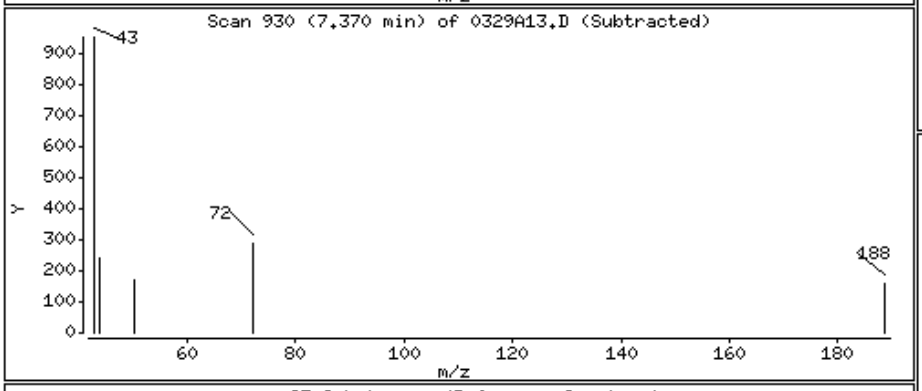

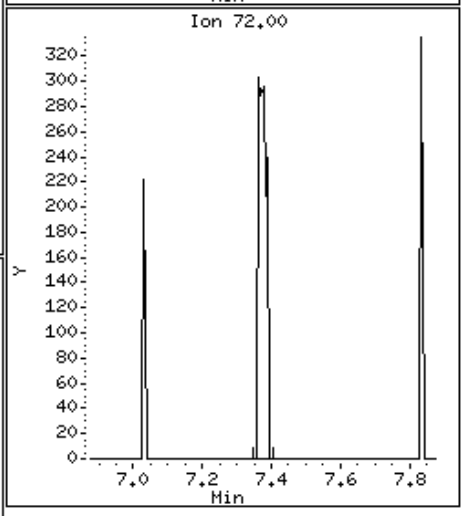

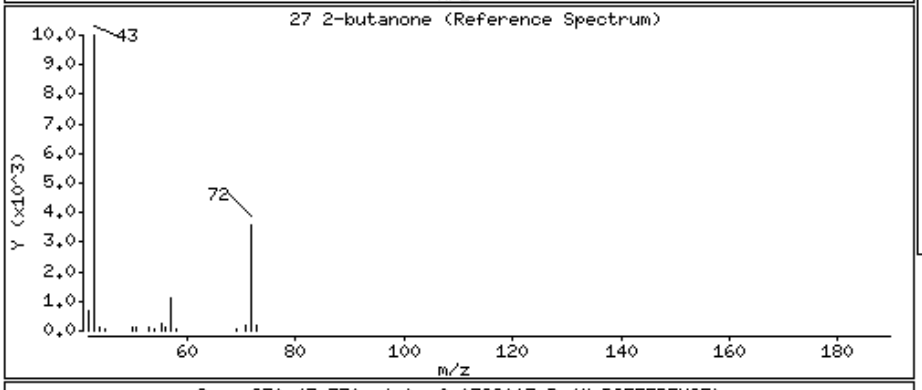

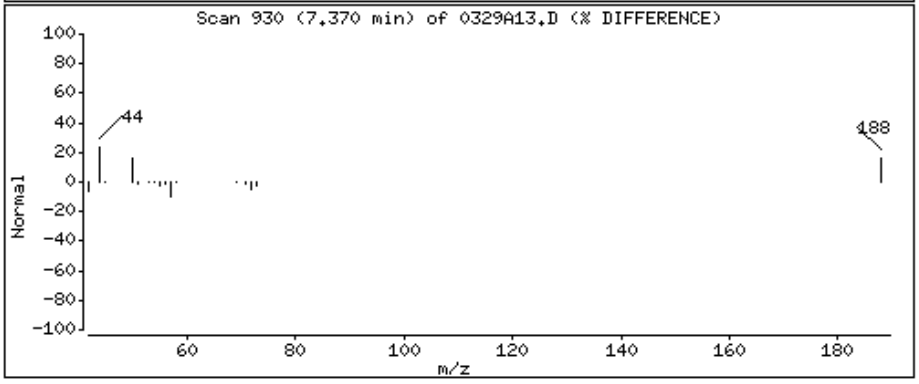

Data File: \\Orgserv2\ff\chem\GCMSVOA\Gonzo.i\140329.b\0329A13.D

Date : 29-MAR-2014 17:59

Client ID:

Instrument: Gonzo.i

Sample Info: 11406036-08,31,10,,a

Purge Volume: 10.0

Operator: PD

Column phase: Rtx-502.2

Column diameter: 0.18

30 cis-1,2-dichloroethene

Concentration: 1.705 ngs

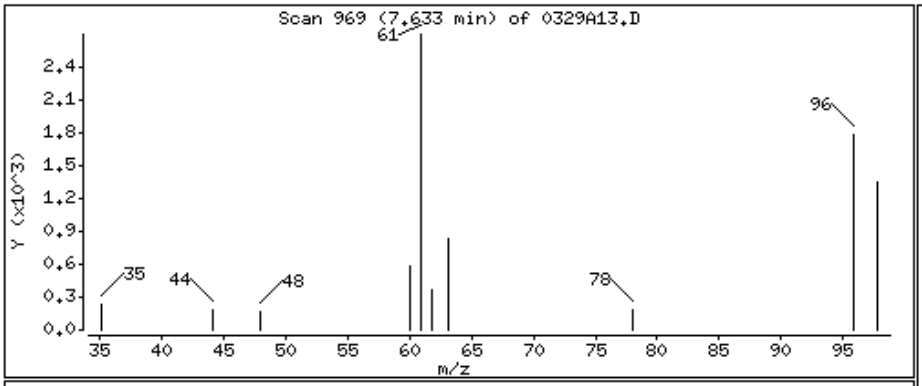

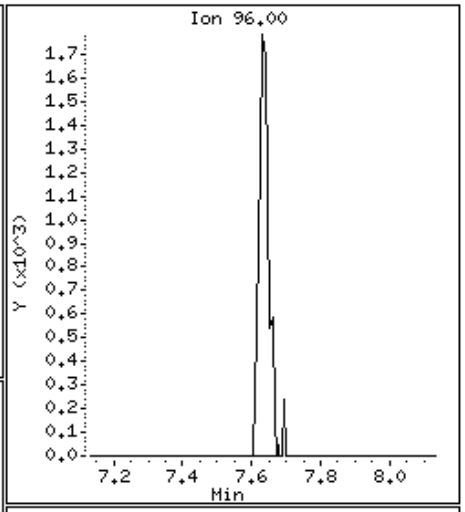

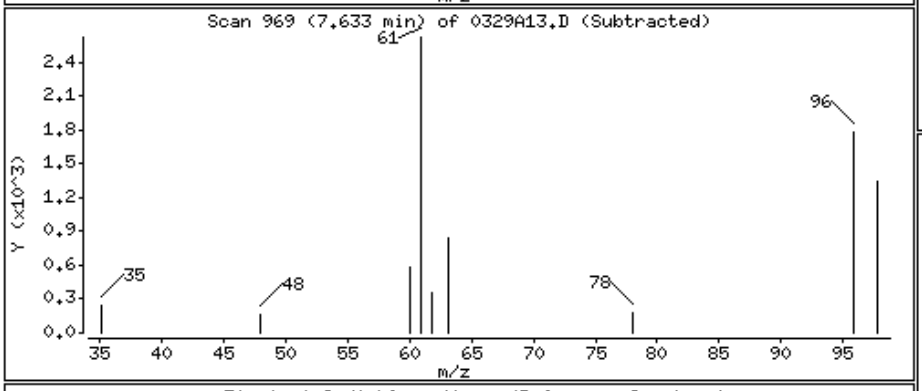

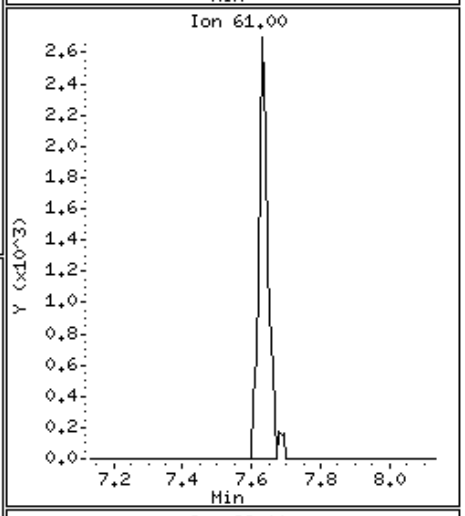

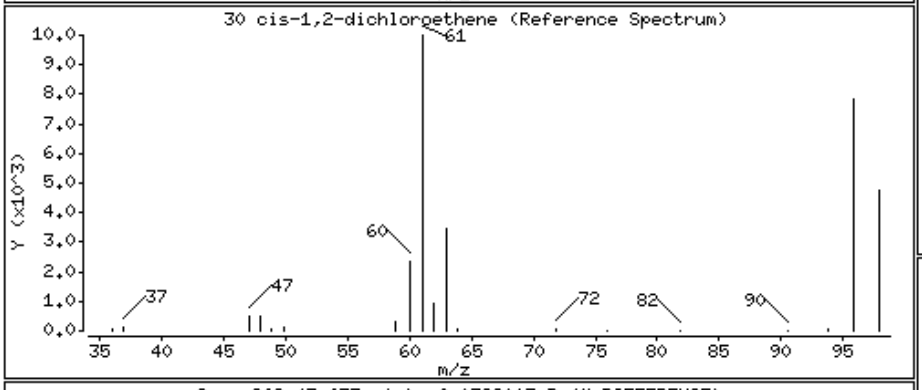

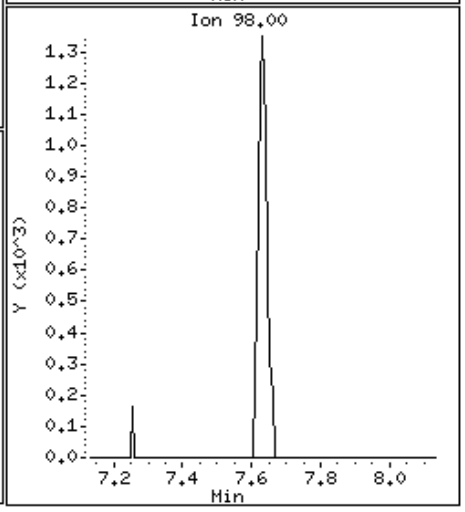

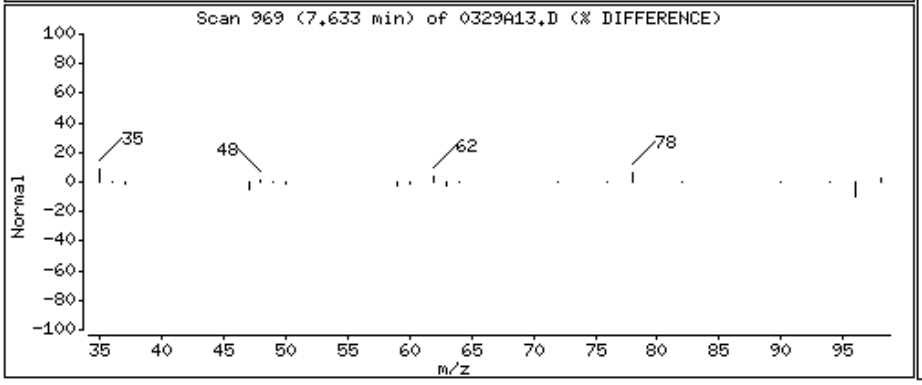

Data File: \\Orgserv2\ff\chem\GCMSVOA\Gonzo.i\140329.b\0329A13.D

Date : 29-MAR-2014 17:59

Client ID:

Instrument: Gonzo.i

Sample Info: l1406036-08,31,10,,a

Purge Volume: 10.0

Operator: PD

Column phase: Rtx-502.2

Column diameter: 0.18

31 chloroform

Concentration: 9.941 ngs

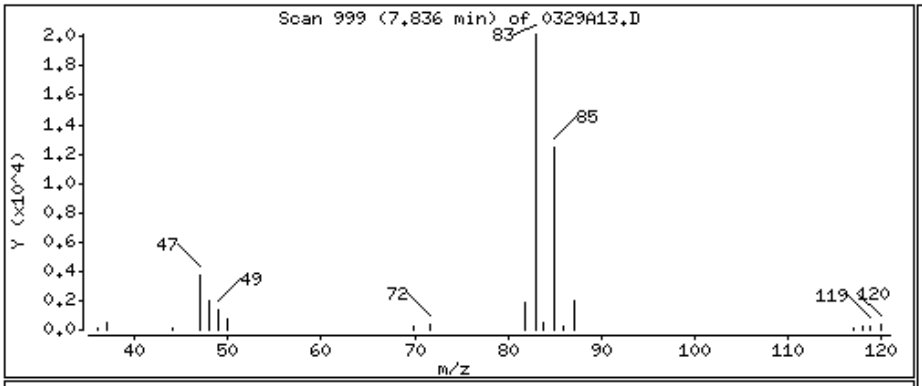

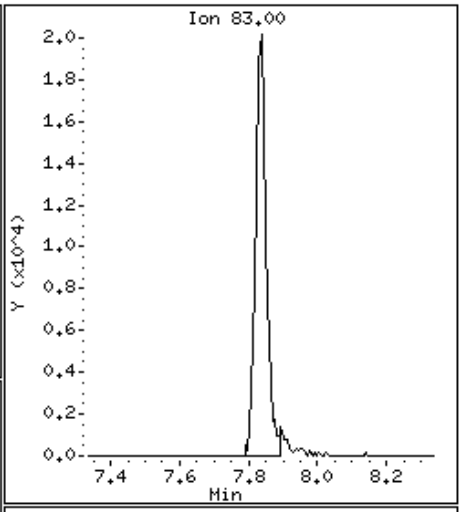

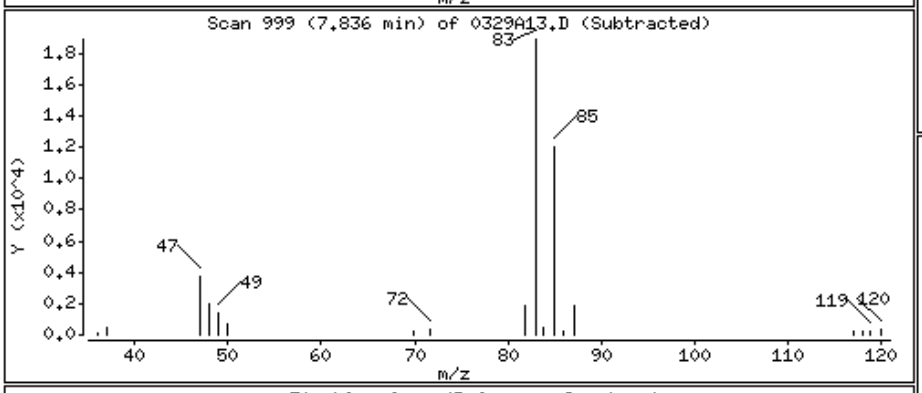

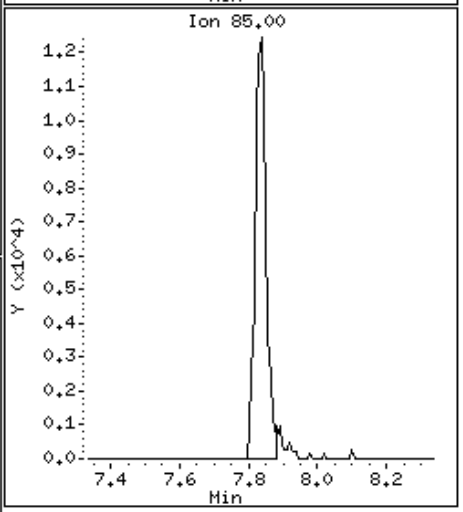

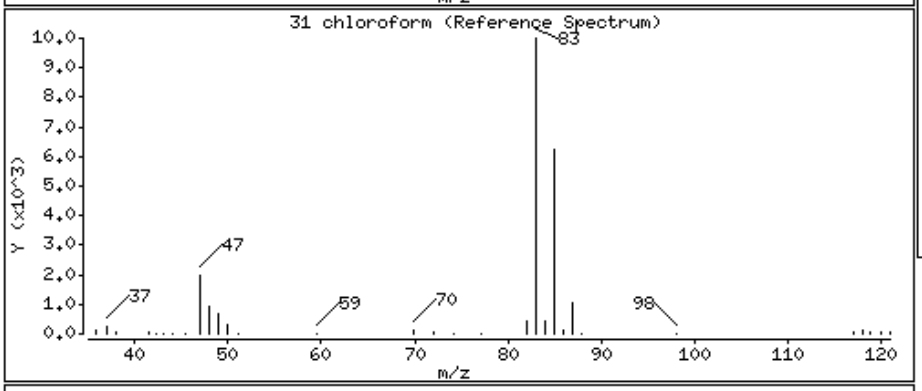

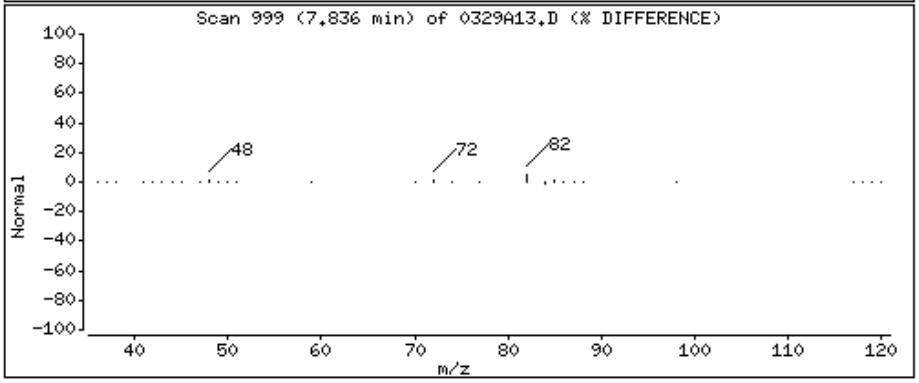

Data File: \\Orgserv2\ff\chem\GCMSVOA\Gonzo.i\140329.b\0329A13.D

Date : 29-MAR-2014 17:59

Client ID:

Instrument: Gonzo.i

Sample Info: 11406036-08,31,10,,a

Purge Volume: 10.0

Operator: PD

Column phase: Rtx-502.2

Column diameter: 0.18

44 trichloroethene

Concentration: 11.331 ngs

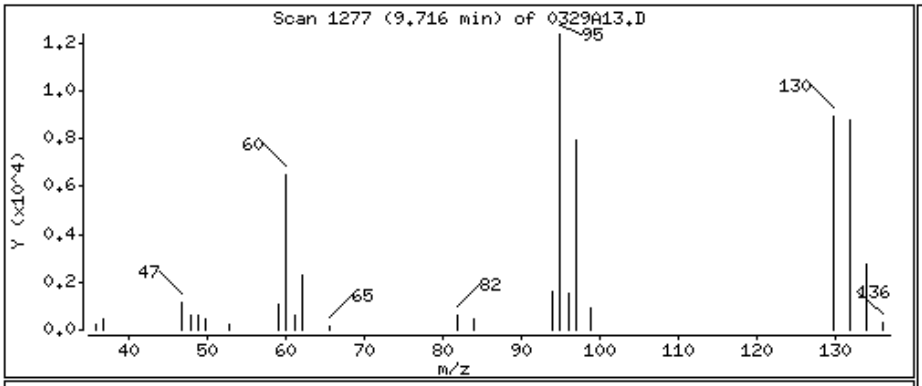

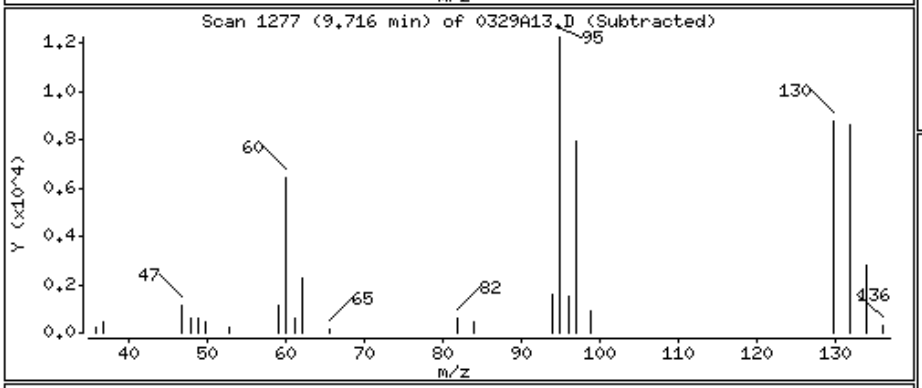

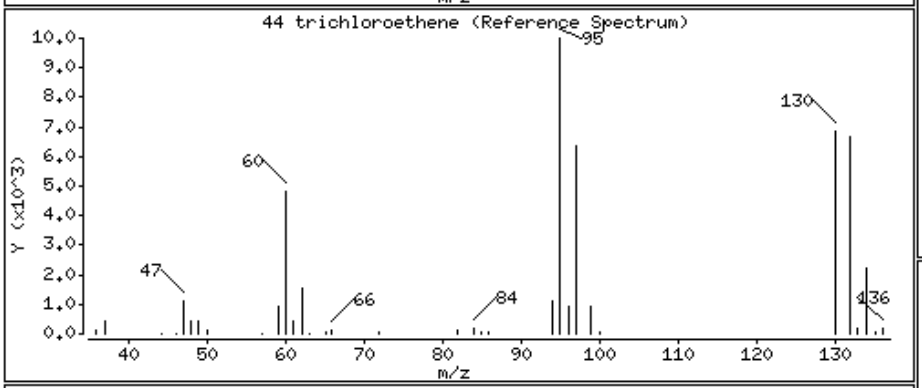

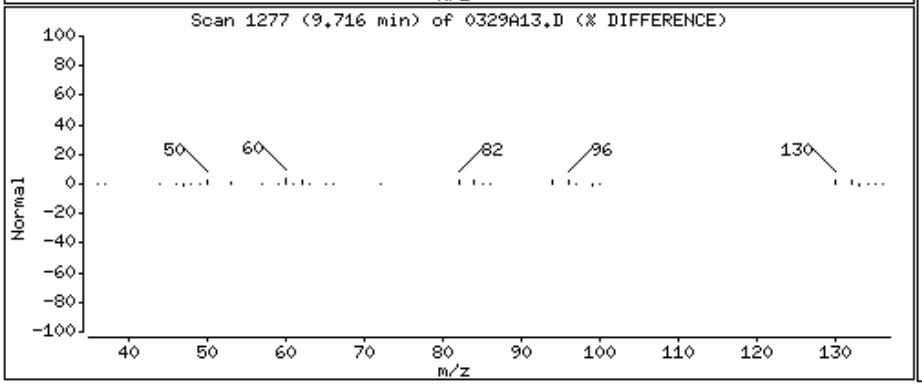

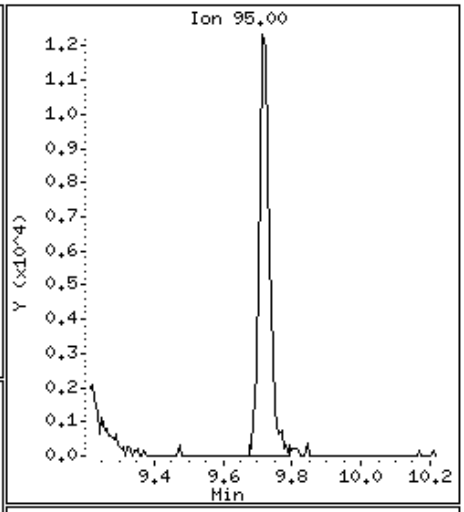

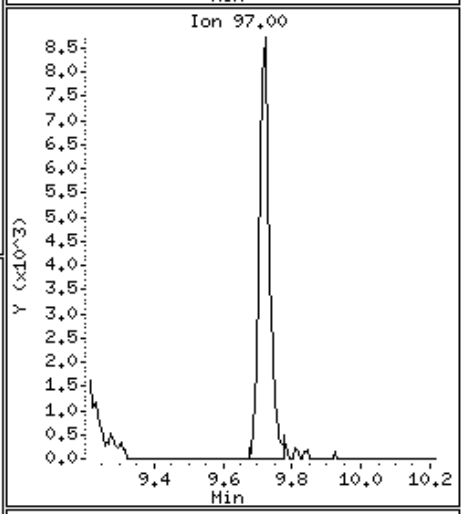

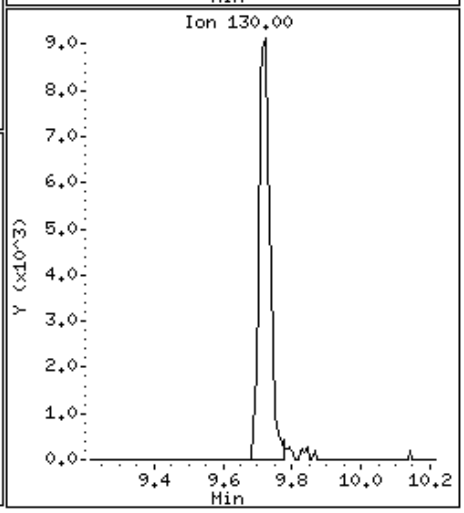

Data File: \\Orgserv2\ff\chem\GCMSVOA\Gonzo.i\140329.b\0329A13.D

Date : 29-MAR-2014 17:59

Client ID:

Instrument: Gonzo.i

Sample Info: l1406036-08,31,10,,a

Purge Volume: 10.0

Operator: PD

Column phase: Rtx-502.2

Column diameter: 0.18

62 tetrachloroethene

Concentration: 3.188 ngs

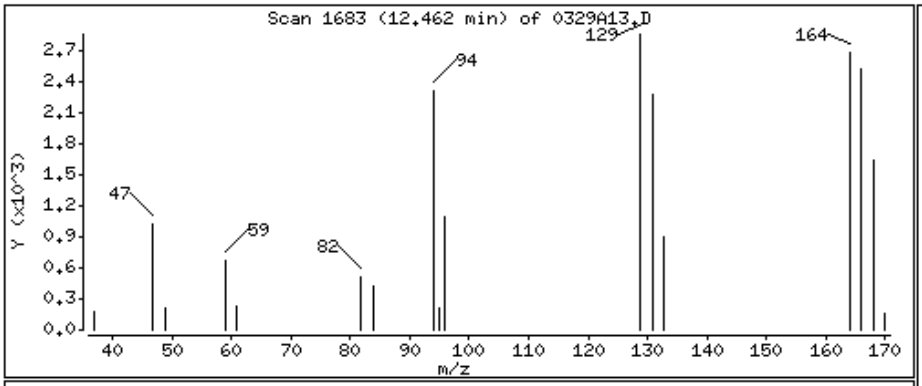

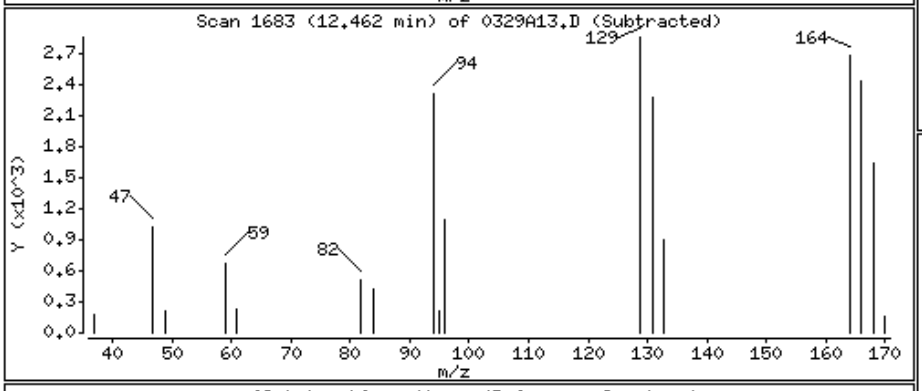

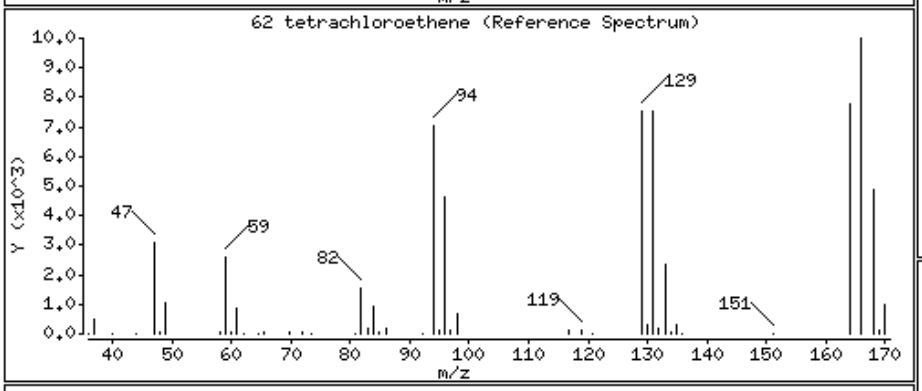

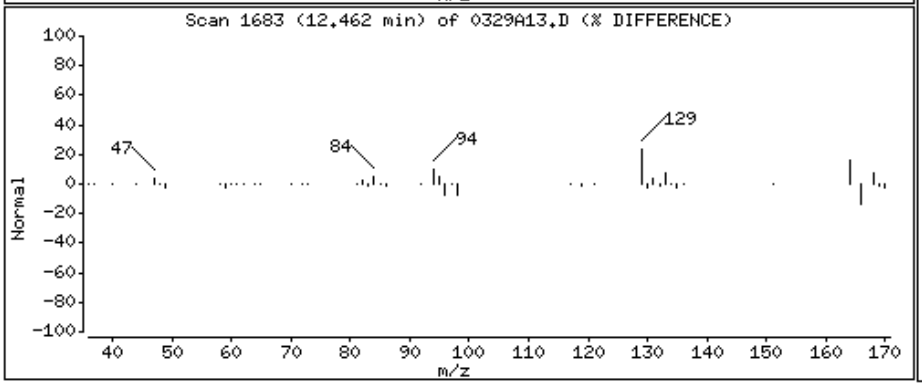

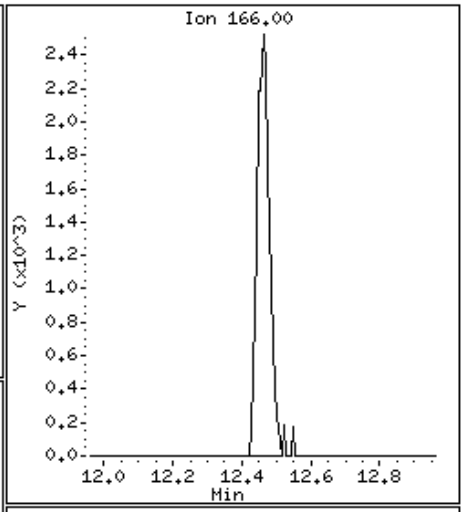

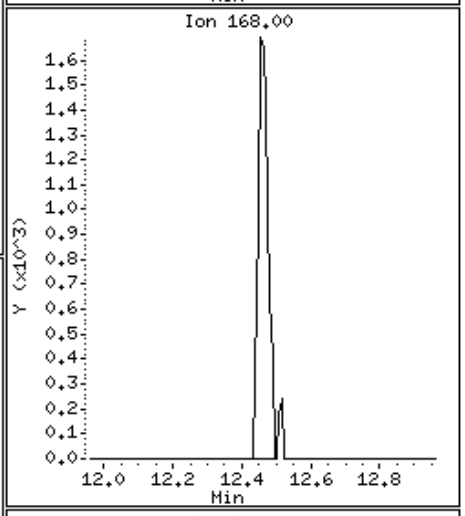

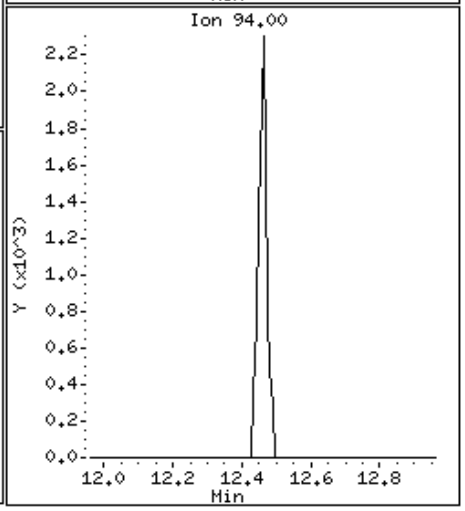

Alpha Analytical Labs

Manual Integration

Sample Info	: l1406036-08,31,10,,a wg678895,ical9343		
Instrument ID	: Gonzo.i		
Method	: v10ml8260.m		
File	: 0329A13.D		
Injection Date	: 29-MAR-2014 17:59		
Quantitation	: ISTD	Integrator :	HP RTE
Dilution Factor	: 1.00	Sample Type:	SAMPLE

This File has no version history.

//Orgserv2/ff/chem/GCMSVOA/Gonzo.i/140329.b/original/0329A13.D

Alpha Analytical Labs

gc/ms voa - Elaine

Data file : \\Orgserv2\ff\chem\GCMSVOA\Elaine.i\140329.b\0329A14.D
Lab Smp Id:
Inj Date : 29-MAR-2014 18:12
Operator : PD Inst ID: Elaine.i
Smp Info : l1406036-24,31,10,,a
Misc Info : wg678962,ical9341
Comment :
Method : \\Orgserv2\ff\chem\GCMSVOA\Elaine.i\140329.b\liq8260C.m
Meth Date : 30-Mar-2014 21:28 pduczmalew Quant Type: ISTD
Cal Date : 24-MAR-2014 23:22 Cal File: 0324A06.D
Als bottle: 1
Dil Factor: 1.00000
Integrator: HP RTE Compound Sublist: NJTCL.sub
Target Version: 4.12
Processing Host: VIRTUALXP-76524

Concentration Formula: Amt * DF * CpndVariable
Cpnd Variable Local Compound Variable

	Compounds	QUANT SIG MASS	RT	EXP RT	REL RT	RESPONSE	CONCENTRATIONS ON-COLUMN (ngs)	FINAL (ngs)	REVIEW CODE
	1 dichlorodifluoromethane	85	Compound Not Detected.						
	2 chloromethane	50	Compound Not Detected.						
	3 vinyl chloride	62	Compound Not Detected.						
	4 bromomethane	94	Compound Not Detected.						
	5 chloroethane	64	Compound Not Detected.						
	6 trichlorofluoromethane	101	Compound Not Detected.						
	9 freon-113	101	Compound Not Detected.						
	10 acetone	43	4.377	4.377	(0.485)	2807	34.3174	34.317	
	11 1,1,-dichloroethene	96	Compound Not Detected.						
	13 Methyl Acetate	43	Compound Not Detected.						
	14 methylene chloride	84	Compound Not Detected.						
	15 carbon disulfide	76	Compound Not Detected.						
	17 methyl tert butyl ether	73	Compound Not Detected.						
	19 trans-1,2-dichloroethene	96	Compound Not Detected.						
	23 1,1-dichloroethane	63	Compound Not Detected.						
	26 2-butanone	43	Compound Not Detected.						
	29 cis-1,2-dichloroethene	96	Compound Not Detected.						
	30 chloroform	83	7.469	7.469	(0.827)	3686	5.37877	5.378	
	31 bromochloromethane	128	Compound Not Detected.						
$	34 dibromofluoromethane	113	7.786	7.786	(0.862)	33508	96.8225	96.822	
	36 1,1,1-trichloroethane	97	Compound Not Detected.						
	37 Cyclohexane	56	Compound Not Detected.						
	39 carbontetrachloride	117	Compound Not Detected.						
$	41 1,2-dichloroethane-d4	65	8.535	8.535	(0.945)	42013	101.010	101.010	
	42 1,2-dichloroethane	62	Compound Not Detected.						
	43 benzene	78	Compound Not Detected.						
*	45 flourobenzene	96	9.031	9.031	(1.000)	149620	100.000		
	47 trichloroethene	95	Compound Not Detected.						

	Compounds	QUANT SIG MASS	RT	EXP RT	REL RT	RESPONSE	CONCENTRATIONS ON-COLUMN (ngs)	CONCENTRATIONS FINAL (ngs)	REVIEW CODE
	48 methyl cyclohexane	83	Compound Not Detected.						
	49 1,2-dichloropropane	63	Compound Not Detected.						
	50 bromodichloromethane	83	Compound Not Detected.						
	51 1,4-Dioxane	88	Compound Not Detected.						
	54 4-methyl-2-pentanone	58	Compound Not Detected.						
	57 cis-1,3-dichloropropene	75	Compound Not Detected.						
$	58 toluene-d8	98	11.553	11.564	(0.820)	165719	99.5591	99.559	
	59 toluene	92	Compound Not Detected.						
	62 trans-1,3-dichloropropene	75	Compound Not Detected.						
	64 2-hexanone	43	Compound Not Detected.						
	63 1,1,2-trichloroethane	83	Compound Not Detected.						
	66 tetrachloroethene	166	Compound Not Detected.						
	67 chlorodibromomethane	129	Compound Not Detected.						
	68 1,2-dibromoethane	107	Compound Not Detected.						
*	69 chlorobenzene-d5	117	14.086	14.086	(1.000)	131509	100.000		
	70 chlorobenzene	112	Compound Not Detected.						
	72 ethyl benzene	91	Compound Not Detected.						
	73 p/m xylene	106	Compound Not Detected.						
	74 o xylene	106	Compound Not Detected.						
	75 styrene	104	Compound Not Detected.						
	76 isopropylbenzene	105	Compound Not Detected.						
	77 bromoform	173	Compound Not Detected.						
	79 1,1,2,2,-tetrachloroethane	83	Compound Not Detected.						
$	80 4-bromofluorobenzene	95	16.218	16.218	(0.883)	77011	99.8703	99.870	
	93 1,3-dichlorobenzene	146	Compound Not Detected.						
*	94 1,4-dichlorobenzene-d4	152	18.360	18.360	(1.000)	62959	100.000		
	95 1,4-dichlorobenzene	146	Compound Not Detected.						
	98 1,2-dichlorobenzene	146	Compound Not Detected.						
	100 1,2-dibromo-3-chloropropane	75	Compound Not Detected.						
	102 1,2,4-trichlorobenzene	180	Compound Not Detected.						
	105 1,2,3-trichlorobenzene	180	Compound Not Detected.						

Alpha Analytical Labs

gc/ms voa - Elaine

Data file : \\Orgserv2\ff\chem\GCMSVOA\Elaine.i\140329.b\0329A14.D
Lab Smp Id:
Inj Date : 29-MAR-2014 18:12
Operator : PD Inst ID: Elaine.i
Smp Info : l1406036-24,31,10,,a
Misc Info : wg678962,ical9341
Comment :
Method : \\Orgserv2\ff\chem\GCMSVOA\Elaine.i\140329.b\liq8260C.m
Meth Date : 30-Mar-2014 21:28 pduczmalew Quant Type: ISTD
Cal Date : 24-MAR-2014 23:22 Cal File: 0324A06.D
Als bottle: 1
Dil Factor: 1.00000
Integrator: HP RTE Compound Sublist: NJTCL.sub
Target Version: 4.12
Processing Host: VIRTUALXP-76524

- NO TENTATIVELY IDENTIFIED COMPOUNDS -

Alpha Analytical Labs

INTERNAL STANDARD COMPOUNDS
AREA AND RT SUMMARY

Instrument ID: Elaine.i
Lab File ID: 0329A14.D
Lab Smp Id:
Analysis Type: VOA
Quant Type: ISTD
Operator: PD
Method File: \\Orgserv2\ff\chem\GCMSVOA\Elaine.i\140329.b\liq8260C.m
Misc Info: wg678962,ical9341

Calibration Date: 29-MAR-2014
Calibration Time: 11:14
Level: LOW
Sample Type: WATER

Test Mode:
Use Last Continuing Calibrator.
If Continuing Cal. use Initial Cal. Level 3

COMPOUND	STANDARD	AREA LIMIT LOWER	AREA LIMIT UPPER	SAMPLE	%DIFF
45 flourobenzene	216817	108409	433634	149620	-30.99
69 chlorobenzene-d5	183807	91904	367614	131509	-28.45
94 1,4-dichlorobenze	94614	47307	189228	62959	-33.46

COMPOUND	STANDARD	RT LIMIT LOWER	RT LIMIT UPPER	SAMPLE	%DIFF
45 flourobenzene	9.03	8.53	9.53	9.03	0.00
69 chlorobenzene-d5	14.09	13.59	14.59	14.09	0.00
94 1,4-dichlorobenze	18.36	17.86	18.86	18.36	0.00

AREA UPPER LIMIT = +100% of internal standard area.
AREA LOWER LIMIT = - 50% of internal standard area.
RT UPPER LIMIT = + 0.50 minutes of internal standard RT.
RT LOWER LIMIT = - 0.50 minutes of internal standard RT.

Alpha Analytical Labs

RECOVERY REPORT

Client Name: Client SDG: SDGa00307
Sample Matrix: LIQUID Fraction: VOA
Lab Smp Id:
Level: LOW Operator: PD
Data Type: MS DATA SampleType: SAMPLE
SpikeList File: curveall.spk Quant Type: ISTD
Sublist File: NJTCL.sub
Method File: \\Orgserv2\ff\chem\GCMSVOA\Elaine.i\140329.b\liq8260C.m
Misc Info: wg678962,ical9341

SURROGATE COMPOUND	AMOUNT ADDED ngs	AMOUNT RECOVERED ngs	% RECOVERED	LIMITS
$ 34 dibromofluorometha	100.000	96.822	96.82	70-130
$ 41 1,2-dichloroethane	100.000	101.010	101.01	70-130
$ 58 toluene-d8	100.000	99.559	99.56	70-130
$ 80 4-bromofluorobenze	100.000	99.870	99.87	70-130

Data File: \\Orgserv2\ff\chem\GCMSVOA\Elaine.i\140329.b\0329A14.D
Date : 29-MAR-2014 18:12
Client ID:
Instrument: Elaine.i
Sample Info: 11406036-24,31,10,,a
Purge Volume: 10.0
Operator: PD
Column phase:
Column diameter: 0.18

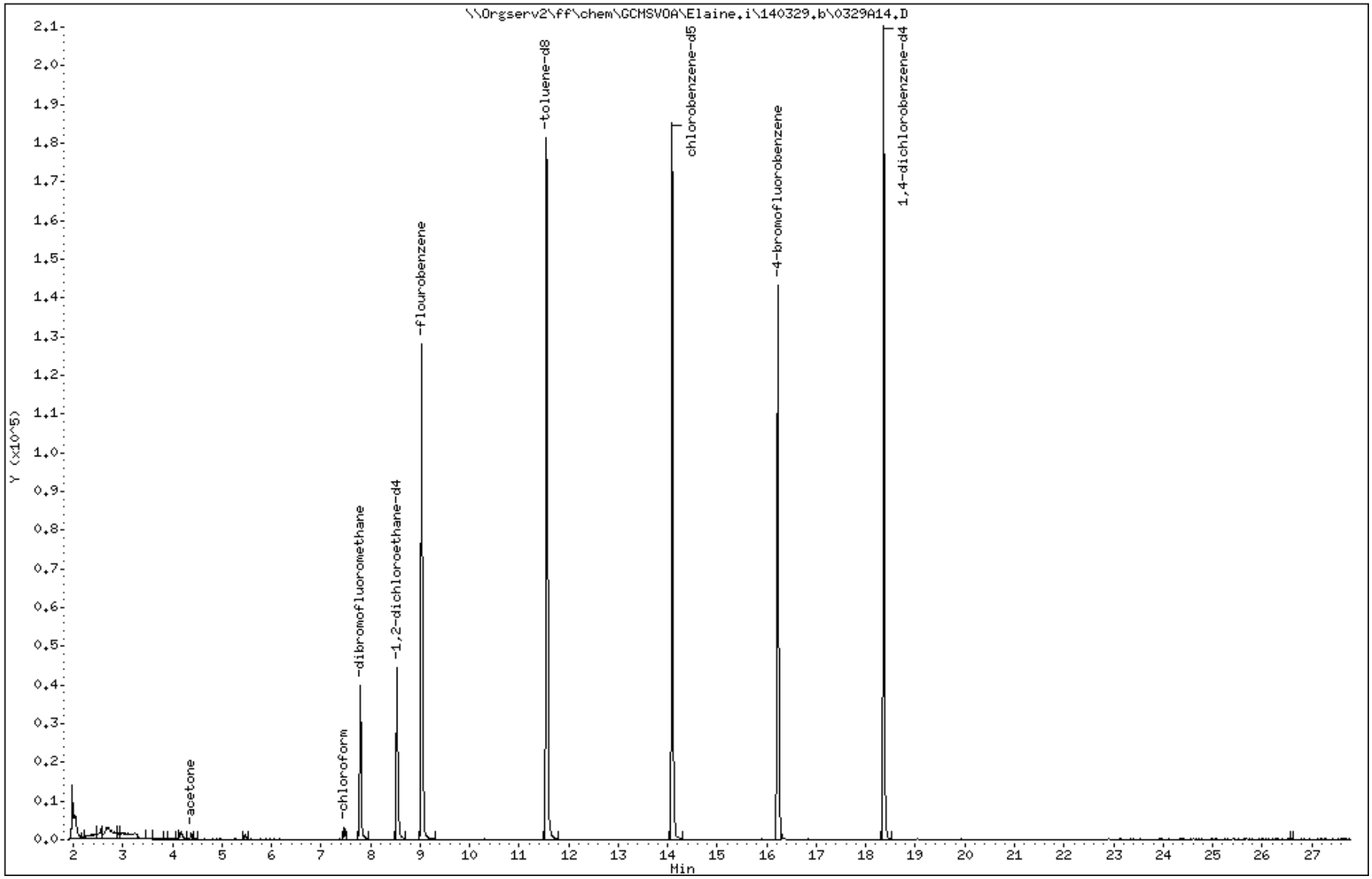

Data File: \\Orgserv2\ff\chem\GCMSVOA\Elaine.i\140329.b\0329A14.D

Date : 29-MAR-2014 18:12

Client ID:

Instrument: Elaine.i

Sample Info: 11406036-24,31,10,,a

Purge Volume: 10.0

Operator: PD

Column phase:

Column diameter: 0.18

10 acetone

Concentration: 34.317 ngs

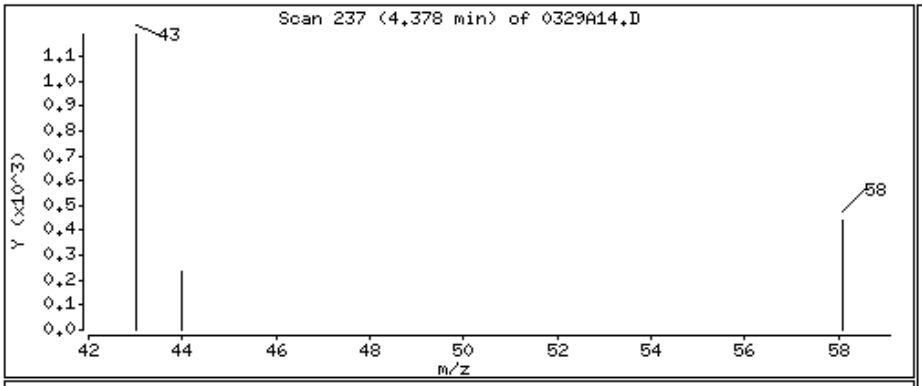

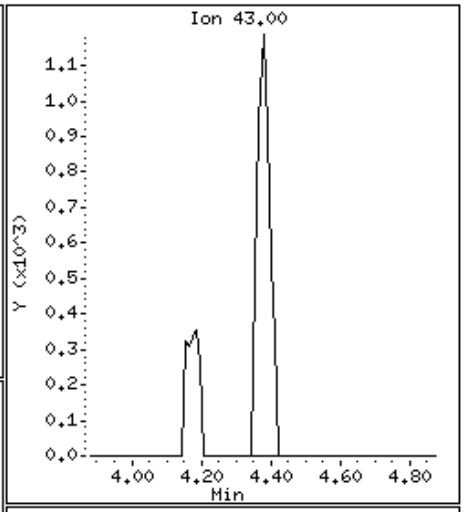

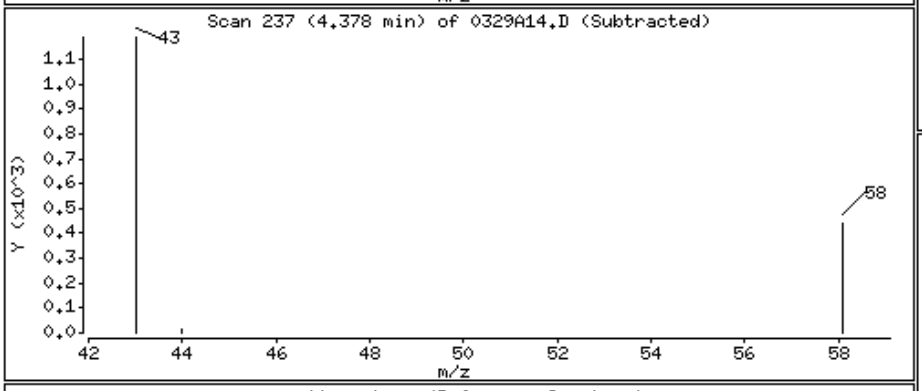

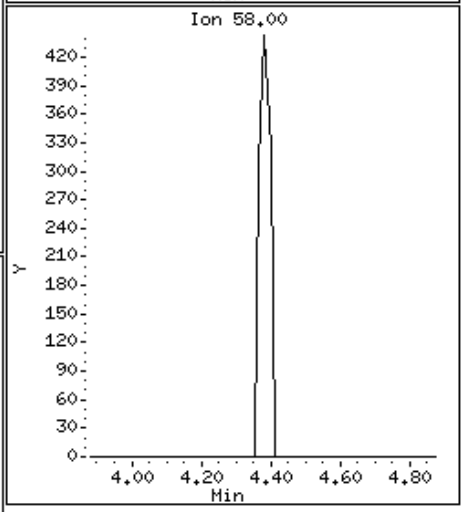

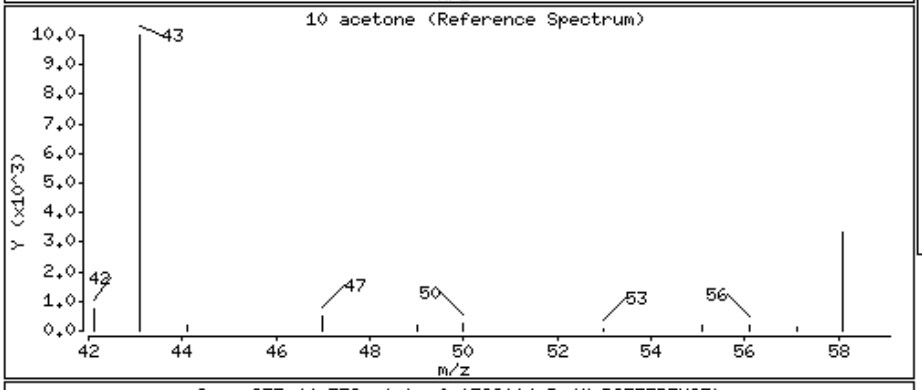

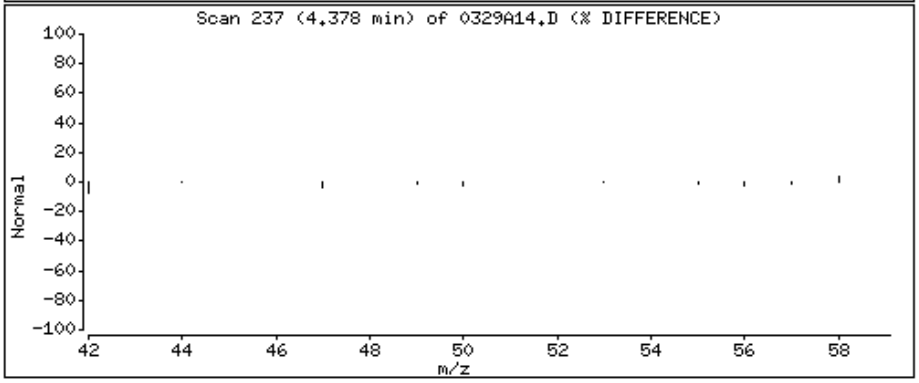

Data File: \\Orgserv2\ff\chem\GCMSVOA\Elaine.i\140329.b\0329A14.D

Date : 29-MAR-2014 18:12

Client ID:

Instrument: Elaine.i

Sample Info: 11406036-24,31,10,,a

Purge Volume: 10.0

Operator: PD

Column phase:

Column diameter: 0.18

30 chloroform

Concentration: 5.378 ngs

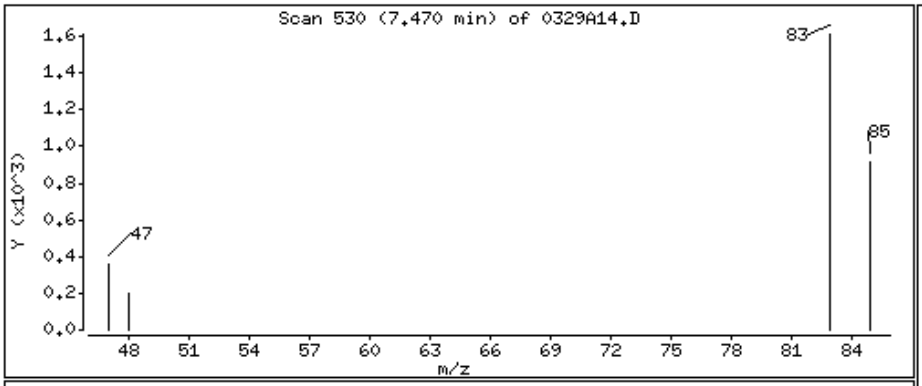

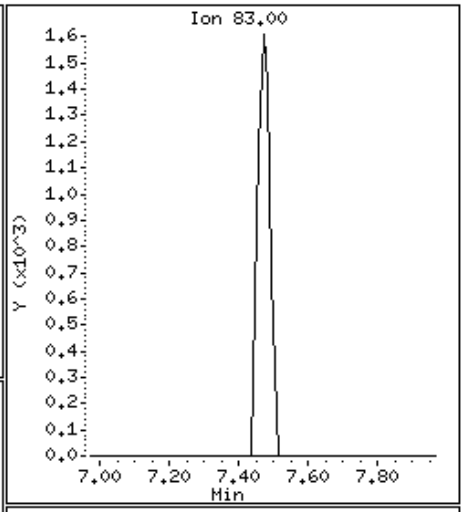

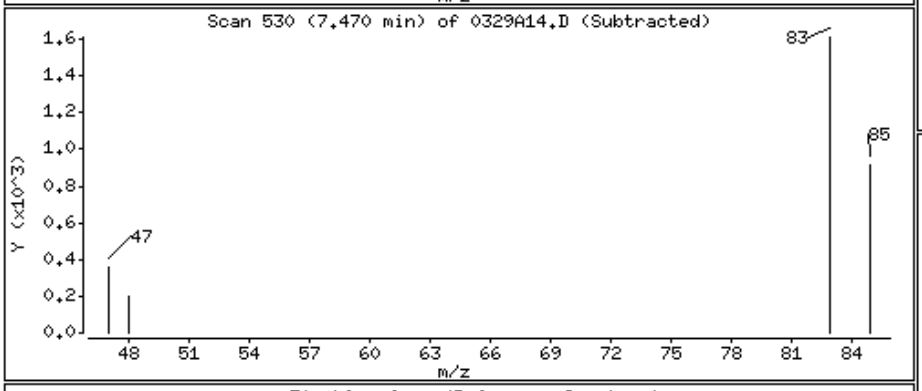

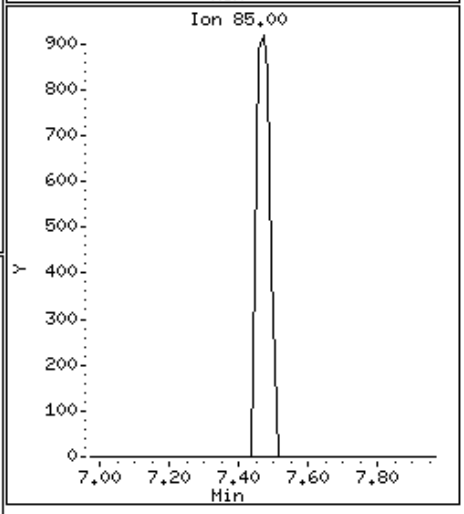

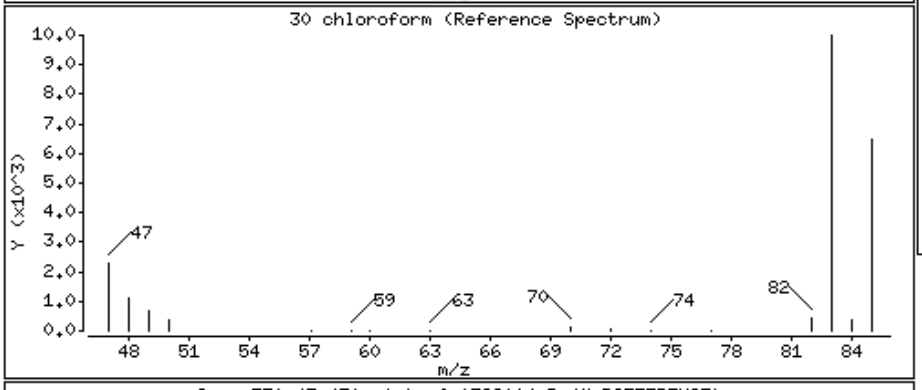

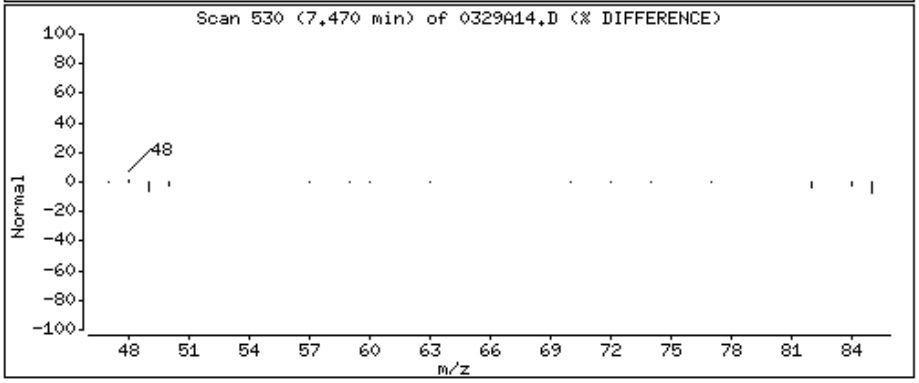

Alpha Analytical Labs

Manual Integration

Sample Info	: l1406036-24,31,10,,a wg678962,ical9341		
Instrument ID	: Elaine.i		
Method	: liq8260C.m		
File	: 0329A14.D		
Injection Date	: 29-MAR-2014 18:12		
Quantitation	: ISTD	Integrator :	HP RTE
Dilution Factor	: 1.00	Sample Type:	SAMPLE

This File has no version history.

//Orgserv2/ff/chem/GCMSVOA/Elaine.i/140329.b/original/0329A14.D

Alpha Analytical Labs

gc/ms voa - VOA101

Data file : \\Orgserv2\ff\chem\GCMSVOA\Voa101.i\140329.b\0329A16.D
Lab Smp Id:
Inj Date : 29-MAR-2014 18:17
Operator : PD Inst ID: Voa101.i
Smp Info : l1406036-41,31,10,,a
Misc Info : wg678899,ical9333
Comment :
Method : \\Orgserv2\ff\chem\GCMSVOA\Voa101.i\140329.b\liq8260C.m
Meth Date : 29-Mar-2014 15:20 ppaveglio Quant Type: ISTD
Cal Date : 24-MAR-2014 14:57 Cal File: 0324A12.D
Als bottle: 16
Dil Factor: 1.00000
Integrator: HP RTE Compound Sublist: NJTCL.sub
Target Version: 4.12
Processing Host: VIRTUALXP-76524

Concentration Formula: Amt * DF * CpndVariable
Cpnd Variable Local Compound Variable

	Compounds	QUANT SIG MASS	RT	EXP RT	REL RT	RESPONSE	CONCENTRATIONS ON-COLUMN (ngs)	FINAL (ngs)	REVIEW CODE
	1 dichlorodifluoromethane	85	Compound Not Detected.						
	2 chloromethane	50	Compound Not Detected.						
	3 vinyl chloride	62	Compound Not Detected.						
	4 bromomethane	94	Compound Not Detected.						
	5 chloroethane	64	Compound Not Detected.						
	6 trichlorofluoromethane	101	Compound Not Detected.						
	8 1,1,-dichloroethene	96	Compound Not Detected.						
	11 freon-113	101	Compound Not Detected.						
	10 carbon disulfide	76	Compound Not Detected.						
	14 methylene chloride	84	Compound Not Detected.						
	15 acetone	43	3.740	3.735	(0.600)	6541	50.0071	50.007	
	16 trans-1,2-dichloroethene	96	Compound Not Detected.						
	17 Methyl Acetate	43	Compound Not Detected.						
	18 methyl tert butyl ether	73	Compound Not Detected.						
	22 1,1-dichloroethane	63	Compound Not Detected.						
	27 cis-1,2-dichloroethene	96	Compound Not Detected.						
	29 bromochloromethane	128	Compound Not Detected.						
	30 Cyclohexane	56	Compound Not Detected.						
	31 chloroform	83	Compound Not Detected.						
	33 carbontetrachloride	117	Compound Not Detected.						
$	36 dibromofluoromethane	113	5.405	5.405	(0.868)	50161	109.061	109.061	
	37 1,1,1-trichloroethane	97	Compound Not Detected.						
	38 2-butanone	43	Compound Not Detected.						
	40 benzene	78	Compound Not Detected.						
$	42 1,2-dichloroethane-d4	65	5.944	5.941	(0.954)	57270	112.306	112.306	
	43 1,2-dichloroethane	62	Compound Not Detected.						
*	45 flourobenzene	96	6.230	6.227	(1.000)	175485	100.000		
	49 trichloroethene	95	6.407	6.401	(1.028)	5586	9.56323	9.563(QM)	M1
	46 methyl cyclohexane	83	Compound Not Detected.						

Compounds	QUANT SIG MASS	RT	EXP RT	REL RT	RESPONSE	CONCENTRATIONS ON-COLUMN (ngs)	CONCENTRATIONS FINAL (ngs)	REVIEW CODE
52 1,2-dichloropropane	63	Compound Not Detected.						
53 bromodichloromethane	83	Compound Not Detected.						
56 1,4-Dioxane	88	Compound Not Detected.						
58 cis-1,3-dichloropropene	75	Compound Not Detected.						
$ 59 toluene-d8	98	7.936	7.933	(0.811)	172865	91.5627	91.562	
60 toluene	92	Compound Not Detected.						
62 4-methyl-2-pentanone	58	Compound Not Detected.						
63 tetrachloroethene	166	Compound Not Detected.						
64 trans-1,3-dichloropropene	75	Compound Not Detected.						
68 1,1,2-trichloroethane	83	Compound Not Detected.						
69 chlorodibromomethane	129	Compound Not Detected.						
71 1,2-dibromoethane	107	Compound Not Detected.						
73 2-hexanone	43	Compound Not Detected.						
* 74 chlorobenzene-d5	117	9.786	9.786	(1.000)	139972	100.000		
75 chlorobenzene	112	Compound Not Detected.						
76 ethyl benzene	91	Compound Not Detected.						
78 p/m xylene	106	Compound Not Detected.						
79 o xylene	106	Compound Not Detected.						
80 styrene	104	Compound Not Detected.						
81 bromoform	173	Compound Not Detected.						
82 isopropylbenzene	105	Compound Not Detected.						
$ 83 4-bromofluorobenzene	95	11.251	11.251	(0.904)	63929	101.994	101.993	
88 1,1,2,2,-tetrachloroethane	83	Compound Not Detected.						
99 1,3-dichlorobenzene	146	Compound Not Detected.						
* 100 1,4-dichlorobenzene-d4	152	12.441	12.441	(1.000)	60616	100.000		
101 1,4-dichlorobenzene	146	Compound Not Detected.						
104 1,2-dichlorobenzene	146	Compound Not Detected.						
106 1,2-dibromo-3-chloropropane	75	Compound Not Detected.						
109 1,2,4-trichlorobenzene	180	Compound Not Detected.						
111 1,2,3-trichlorobenzene	180	Compound Not Detected.						

QC Flag Legend

Q - Qualifier signal failed the ratio test.
M - Compound response manually integrated.

Alpha Analytical Labs

gc/ms voa - VOA101

Data file : \\Orgserv2\ff\chem\GCMSVOA\Voa101.i\140329.b\0329A16.D
Lab Smp Id:
Inj Date : 29-MAR-2014 18:17
Operator : PD Inst ID: Voa101.i
Smp Info : l1406036-41,31,10,,a
Misc Info : wg678899,ical9333
Comment :
Method : \\Orgserv2\ff\chem\GCMSVOA\Voa101.i\140329.b\liq8260C.m
Meth Date : 29-Mar-2014 15:20 ppaveglio Quant Type: ISTD
Cal Date : 24-MAR-2014 14:57 Cal File: 0324A12.D
Als bottle: 16
Dil Factor: 1.00000
Integrator: HP RTE Compound Sublist: NJTCL.sub
Target Version: 4.12
Processing Host: VIRTUALXP-76524

- NO TENTATIVELY IDENTIFIED COMPOUNDS -

Alpha Analytical Labs

INTERNAL STANDARD COMPOUNDS
AREA AND RT SUMMARY

Instrument ID: Voa101.i
Lab File ID: 0329A16.D
Lab Smp Id:
Analysis Type: VOA
Quant Type: ISTD
Operator: PD
Method File: \\Orgserv2\ff\chem\GCMSVOA\Voa101.i\140329.b\liq8260C.m
Misc Info: wg678899,ical9333

Calibration Date: 29-MAR-2014
Calibration Time: 11:27
Level: LOW
Sample Type: WATER

Test Mode:
Use Last Continuing Calibrator.
If Continuing Cal. use Initial Cal. Level 3

		AREA LIMIT			
COMPOUND	STANDARD	LOWER	UPPER	SAMPLE	%DIFF
45 flourobenzene	220923	110462	441846	175485	-20.57
74 chlorobenzene-d5	175802	87901	351604	139972	-20.38
100 1,4-dichlorobenze	84508	42254	169016	60616	-28.27

		RT LIMIT			
COMPOUND	STANDARD	LOWER	UPPER	SAMPLE	%DIFF
45 flourobenzene	6.23	5.73	6.73	6.23	0.04
74 chlorobenzene-d5	9.79	9.29	10.29	9.79	-0.00
100 1,4-dichlorobenze	12.44	11.94	12.94	12.44	-0.00

AREA UPPER LIMIT = +100% of internal standard area.
AREA LOWER LIMIT = - 50% of internal standard area.
RT UPPER LIMIT = + 0.50 minutes of internal standard RT.
RT LOWER LIMIT = - 0.50 minutes of internal standard RT.

Alpha Analytical Labs

RECOVERY REPORT

Client Name: Client SDG: SDGa00307
Sample Matrix: LIQUID Fraction: VOA
Lab Smp Id:
Level: LOW Operator: PD
Data Type: MS DATA SampleType: SAMPLE
SpikeList File: curveallim.spk Quant Type: ISTD
Sublist File: NJTCL.sub
Method File: \\Orgserv2\ff\chem\GCMSVOA\Voa101.i\140329.b\liq8260C.m
Misc Info: wg678899,ical9333

SURROGATE COMPOUND	AMOUNT ADDED ngs	AMOUNT RECOVERED ngs	% RECOVERED	LIMITS
$ 36 dibromofluorometha	100.000	109.061	109.06	70-130
$ 42 1,2-dichloroethane	100.000	112.306	112.31	70-130
$ 59 toluene-d8	100.000	91.562	91.56	70-130
$ 83 4-bromofluorobenze	100.000	101.993	101.99	70-130

Data File: \\Orgserv2\ff\chem\GCMSVOA\Voa101.i\140329.b\0329A16.D
Date : 29-MAR-2014 18:17
Client ID:
Sample Info: 11406036-41,31,10,,a
Purge Volume: 10.0
Column phase:

Instrument: Voa101.i
Operator: PD
Column diameter: 0.18

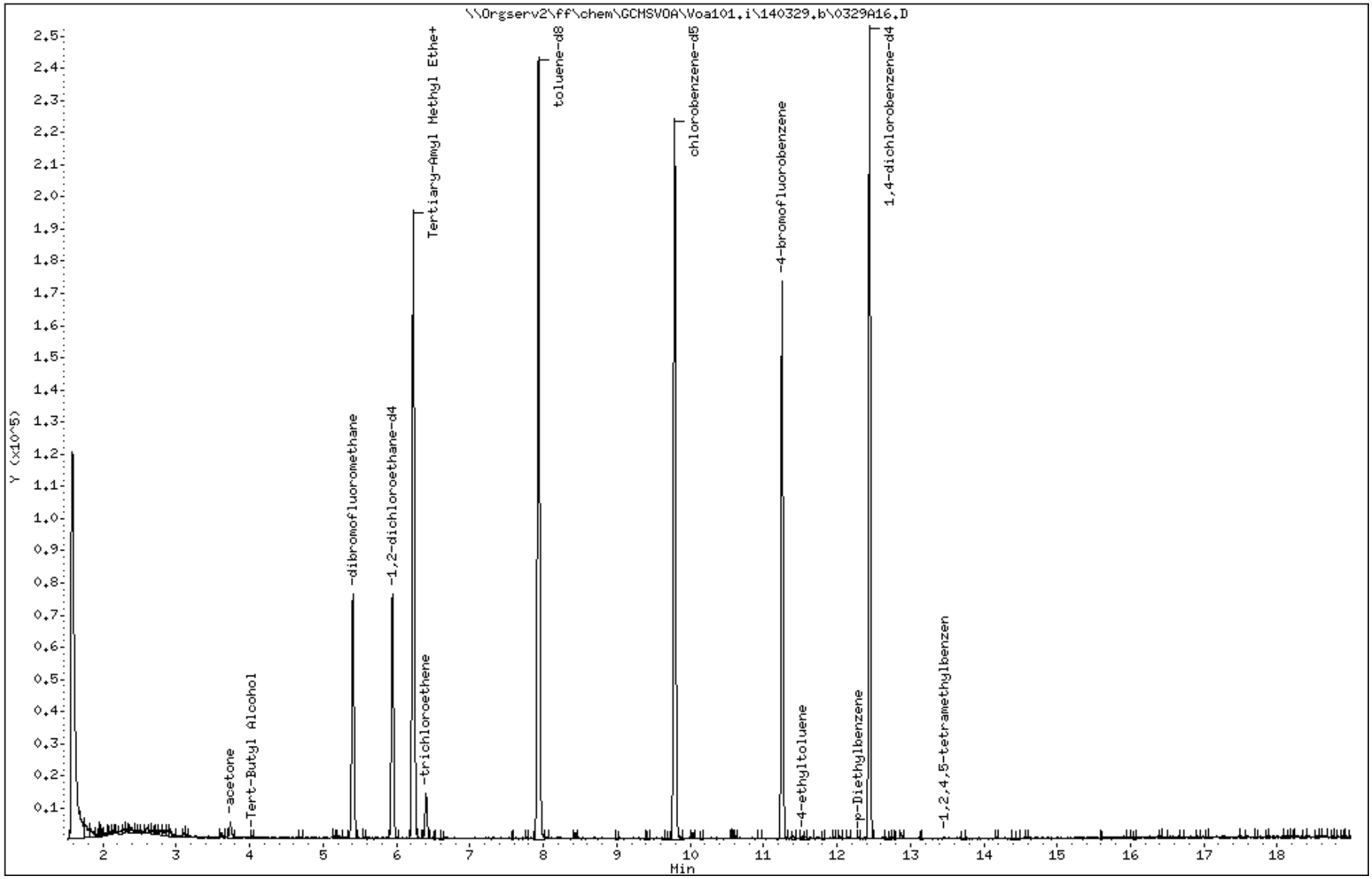

Data File: \\Orgserv2\ff\chem\GCMSVOA\Voa101.i\140329.b\0329A16.D

Date : 29-MAR-2014 18:17

Client ID:

Instrument: Voa101.i

Sample Info: 11406036-41,31,10,,a

Purge Volume: 10.0

Operator: PD

Column phase:

Column diameter: 0.18

15 acetone

Concentration: 50.007 ngs

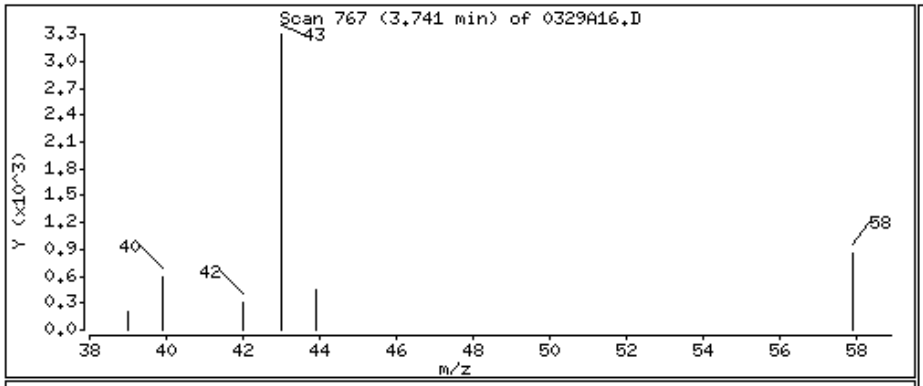

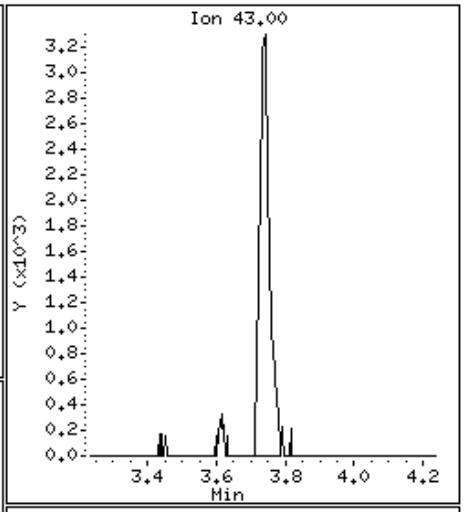

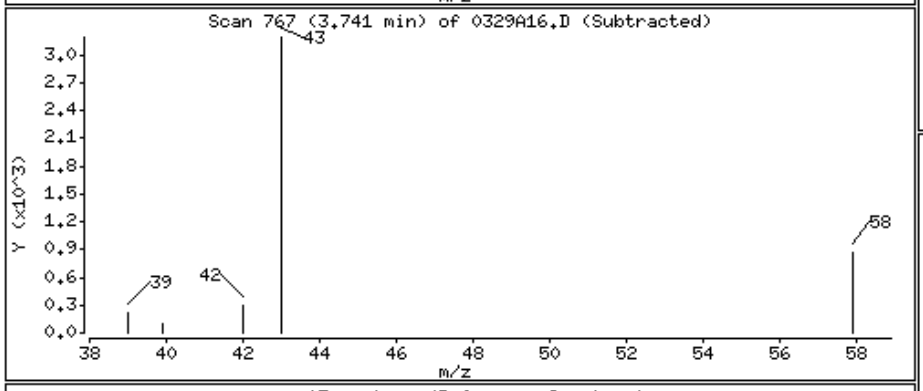

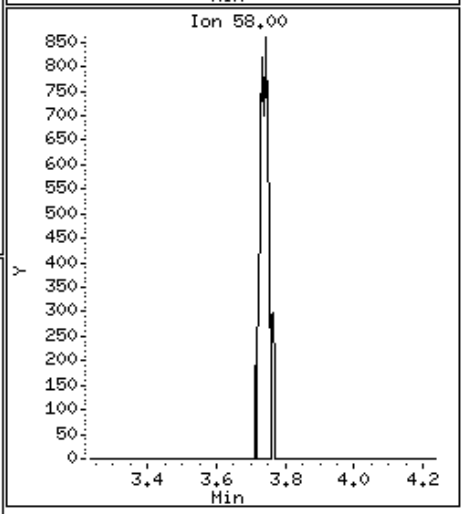

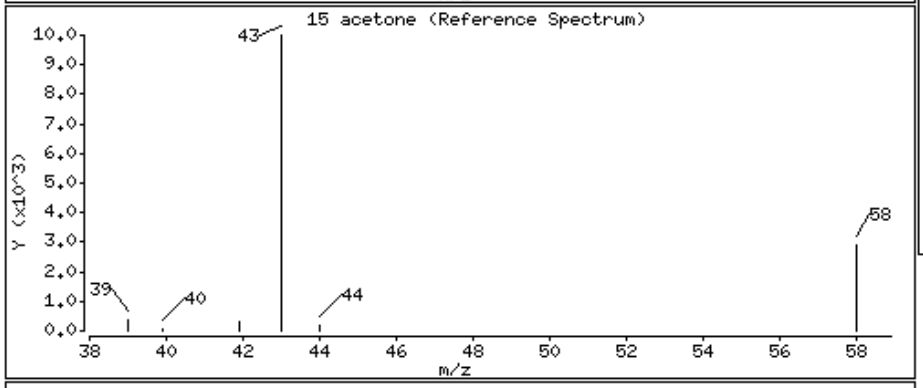

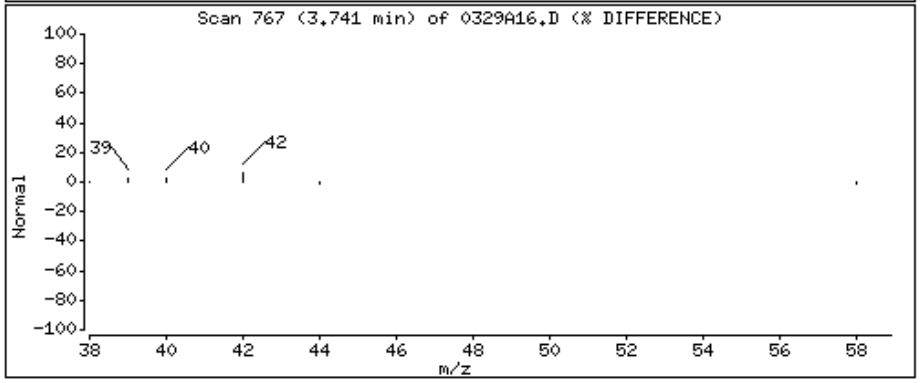

Data File: \\Orgserv2\ff\chem\GCMSVOA\Voa101.i\140329.b\0329A16.D

Date : 29-MAR-2014 18:17

Client ID:

Instrument: Voa101.i

Sample Info: 11406036-41,31,10,,a

Purge Volume: 10.0

Operator: PD

Column phase:

Column diameter: 0.18

49 trichloroethene

Concentration: 9.563 ngs

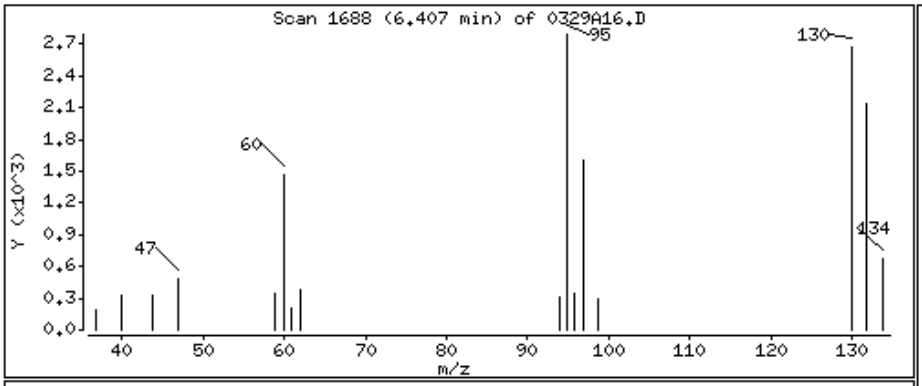

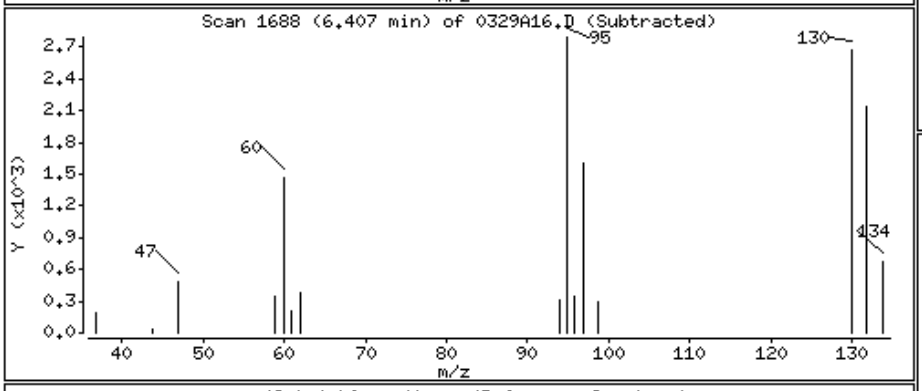

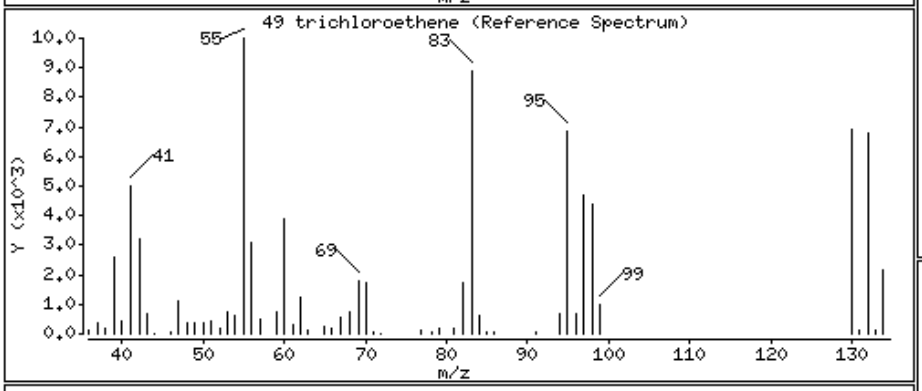

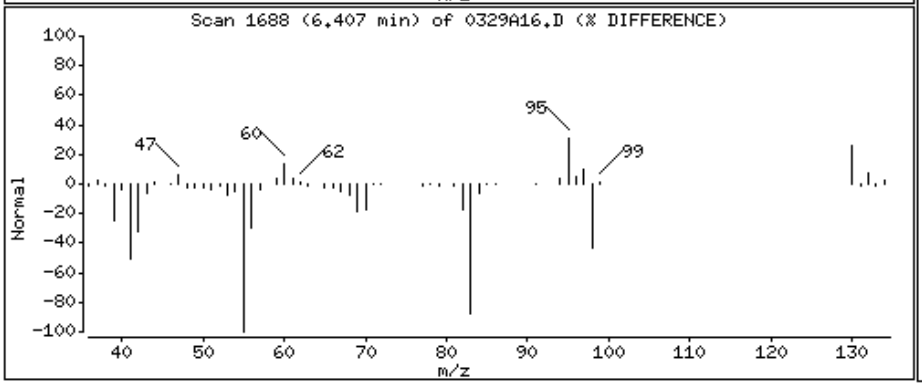

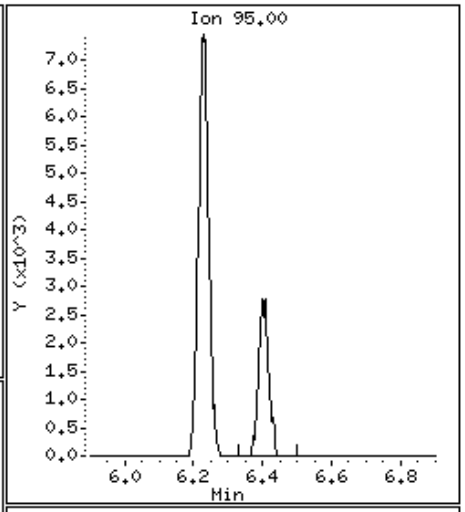

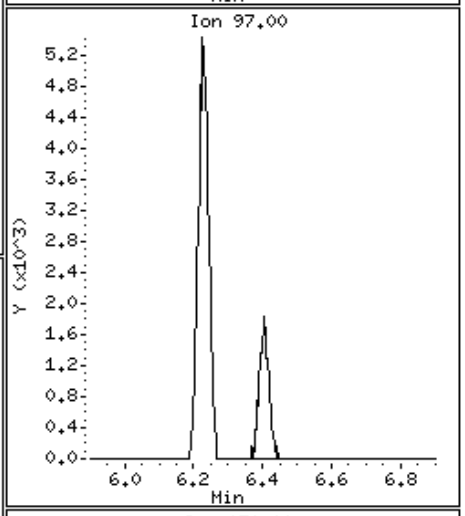

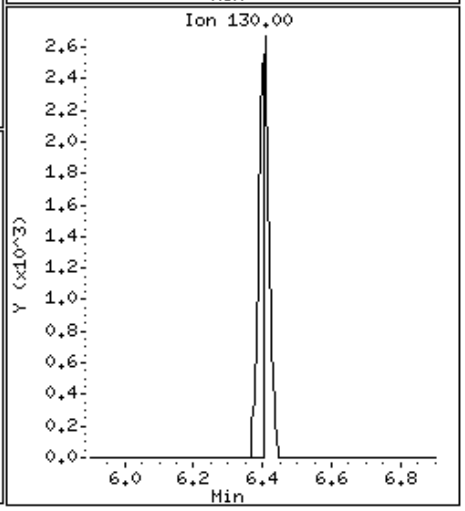

Alpha Analytical Labs

Manual Integration

Sample Info	: l1406036-41,31,10,,a wg678899,ical9333		
Instrument ID	: Voa101.i		
Method	: liq8260C.m		
File	: 0329A16.D		
Injection Date	: 29-MAR-2014 18:17		
Quantitation	: ISTD	Integrator :	HP RTE
Dilution Factor	: 1.00	Sample Type:	SAMPLE

This File has no version history.

//Orgserv2/ff/chem/GCMSVOA/Voa101.i/140329.b/original/0329A16.D

Alpha Analytical Labs

gc/ms voa

Data file : \\Orgserv2\ff\chem\GCMSVOA\Gonzo.i\140329.b\0329A14.D
Lab Smp Id:
Inj Date : 29-MAR-2014 18:35
Operator : PD Inst ID: Gonzo.i
Smp Info : l1406036-09,31,10,,a
Misc Info : wg678895,ical9343
Comment :
Method : \\Orgserv2\ff\chem\GCMSVOA\Gonzo.i\140329.b\v10ml8260.m
Meth Date : 30-Mar-2014 20:50 pduczmalew Quant Type: ISTD
Cal Date : 25-MAR-2014 03:06 Cal File: 0324N12.D
Als bottle: 50
Dil Factor: 1.00000
Integrator: HP RTE Compound Sublist: NJTCL.sub
Target Version: 4.12
Processing Host: VIRTUALXP-76524

Concentration Formula: Amt * DF * CpndVariable
Cpnd Variable Local Compound Variable

	Compounds	QUANT SIG MASS	RT	EXP RT	REL RT	RESPONSE	CONCENTRATIONS ON-COLUMN (ngs)	CONCENTRATIONS FINAL (ngs)	REVIEW CODE
	1 dichlorodifluoromethane	85	Compound Not Detected.						
	2 chloromethane	50	Compound Not Detected.						
	3 vinyl chloride	62	Compound Not Detected.						
	4 bromomethane	94	Compound Not Detected.						
	5 chloroethane	64	Compound Not Detected.						
	6 trichlorofluoromethane	101	Compound Not Detected.						
	9 Freon 113	101	5.097	5.090	(0.556)	23934	12.4463	12.446	
	10 acetone	43	Compound Not Detected.						
	11 1,1,-dichloroethene	96	Compound Not Detected.						
	14 Methyl Acetate	43	Compound Not Detected.						
	15 methylene chloride	84	Compound Not Detected.						
	16 carbon disulfide	76	Compound Not Detected.						
	20 methyl tert butyl ether	73	Compound Not Detected.						
	22 trans-1,2-dichloroethene	96	Compound Not Detected.						
	24 1,1-dichloroethane	63	Compound Not Detected.						
	27 2-butanone	43	Compound Not Detected.						
	30 cis-1,2-dichloroethene	96	7.640	7.633	(0.833)	4102	2.04670	2.046	
	31 chloroform	83	7.836	7.836	(0.854)	88254	20.5246	20.524	
	32 bromochloromethane	128	Compound Not Detected.						
$	34 dibromofluoromethane	113	8.113	8.113	(0.884)	179901	95.3279	95.327	
	35 1,1,1-trichloroethane	97	Compound Not Detected.						
	36 Cyclohexane	56	Compound Not Detected.						
	38 carbontetrachloride	117	Compound Not Detected.						
$	40 1,2-dichloroethane-d4	65	8.762	8.755	(0.955)	261034	98.3330	98.332	
	41 1,2-dichloroethane	62	Compound Not Detected.						
	42 benzene	78	Compound Not Detected.						
*	43 fluorobenzene	96	9.175	9.175	(1.000)	767453	100.000		
	44 trichloroethene	95	9.716	9.716	(1.059)	33746	15.1201	15.120	
	46 methyl cyclohexane	83	Compound Not Detected.						

	Compounds	QUANT SIG MASS	RT	EXP RT	REL RT	RESPONSE	CONCENTRATIONS ON-COLUMN (ngs)	CONCENTRATIONS FINAL (ngs)	REVIEW CODE
	47 1,2-dichloropropane	63	Compound Not Detected.						
	48 bromodichloromethane	83	Compound Not Detected.						
	49 1,4-dioxane	88	Compound Not Detected.						
	52 4-methyl-2-pentanone	58	Compound Not Detected.						
	53 cis-1,3-dichloropropene	75	Compound Not Detected.						
$	55 toluene-d8	98	11.379	11.379	(0.834)	746382	98.3675	98.367	
	56 toluene	92	Compound Not Detected.						
	58 trans-1,3-dichloropropene	75	Compound Not Detected.						
	59 1,1,2-trichloroethane	83	Compound Not Detected.						
	60 2-hexanone	43	Compound Not Detected.						
	62 tetrachloroethene	166	12.461	12.461	(0.913)	55624	28.5278	28.527	
	63 chlorodibromomethane	129	Compound Not Detected.						
	64 1,2-dibromoethane	107	Compound Not Detected.						
*	65 chlorobenzene-d5	117	13.645	13.645	(1.000)	492747	100.000		
	66 chlorobenzene	112	Compound Not Detected.						
	68 ethyl benzene	91	Compound Not Detected.						
	69 p/m xylene	106	Compound Not Detected.						
	70 o xylene	106	Compound Not Detected.						
	71 styrene	104	Compound Not Detected.						
	72 isopropylbenzene	105	Compound Not Detected.						
	73 bromoform	173	Compound Not Detected.						
	75 1,1,2,2,-tetrachloroethane	83	Compound Not Detected.						
$	76 4-bromofluorobenzene	95	15.538	15.531	(0.890)	300250	104.211	104.210	
	89 1,3-dichlorobenzene	146	Compound Not Detected.						
*	90 1,4-dichlorobenzene-d4	152	17.466	17.465	(1.000)	218034	100.000		
	91 1,4-dichlorobenzene	146	Compound Not Detected.						
	94 1,2-dichlorobenzene	146	Compound Not Detected.						
	96 1,2-dibromo-3-chloropropane	75	Compound Not Detected.						
	98 1,2,4-trichlorobenzene	180	Compound Not Detected.						
	101 1,2,3-trichlorobenzene	180	Compound Not Detected.						

Alpha Analytical Labs

gc/ms voa

Data file : \\Orgserv2\ff\chem\GCMSVOA\Gonzo.i\140329.b\0329A14.D
Lab Smp Id:
Inj Date : 29-MAR-2014 18:35
Operator : PD Inst ID: Gonzo.i
Smp Info : l1406036-09,31,10,,a
Misc Info : wg678895,ical9343
Comment :
Method : \\Orgserv2\ff\chem\GCMSVOA\Gonzo.i\140329.b\v10ml8260.m
Meth Date : 30-Mar-2014 20:50 pduczmalew Quant Type: ISTD
Cal Date : 25-MAR-2014 03:06 Cal File: 0324N12.D
Als bottle: 50
Dil Factor: 1.00000
Integrator: HP RTE Compound Sublist: NJTCL.sub
Target Version: 4.12
Processing Host: VIRTUALXP-76524

- NO TENTATIVELY IDENTIFIED COMPOUNDS -

Alpha Analytical Labs

INTERNAL STANDARD COMPOUNDS
AREA AND RT SUMMARY

Instrument ID: Gonzo.i
Lab File ID: 0329A14.D
Lab Smp Id:
Analysis Type: VOA
Quant Type: ISTD
Operator: PD
Method File: \\Orgserv2\ff\chem\GCMSVOA\Gonzo.i\140329.b\v10ml8260.m
Misc Info: wg678895,ical9343

Calibration Date: 29-MAR-2014
Calibration Time: 10:45
Level: LOW
Sample Type: WATER

Test Mode:
Use Last Continuing Calibrator.
If Continuing Cal. use Initial Cal. Level 3

COMPOUND	STANDARD	AREA LIMIT LOWER	AREA LIMIT UPPER	SAMPLE	%DIFF
43 fluorobenzene	854884	427442	1709768	767453	-10.23
65 chlorobenzene-d5	545961	272981	1091922	492747	-9.75
90 1,4-dichlorobenze	248041	124021	496082	218034	-12.10

COMPOUND	STANDARD	RT LIMIT LOWER	RT LIMIT UPPER	SAMPLE	%DIFF
43 fluorobenzene	9.18	8.68	9.68	9.18	0.00
65 chlorobenzene-d5	13.65	13.15	14.15	13.65	0.00
90 1,4-dichlorobenze	17.47	16.97	17.97	17.47	0.00

AREA UPPER LIMIT = +100% of internal standard area.
AREA LOWER LIMIT = - 50% of internal standard area.
RT UPPER LIMIT = + 0.50 minutes of internal standard RT.
RT LOWER LIMIT = - 0.50 minutes of internal standard RT.

Alpha Analytical Labs

RECOVERY REPORT

Client Name: Client SDG: SDGa00267
Sample Matrix: LIQUID Fraction: VOA
Lab Smp Id:
Level: LOW Operator: PD
Data Type: MS DATA SampleType: SAMPLE
SpikeList File: curveall.spk Quant Type: ISTD
Sublist File: NJTCL.sub
Method File: \\Orgserv2\ff\chem\GCMSVOA\Gonzo.i\140329.b\v10ml8260.m
Misc Info: wg678895,ical9343

SURROGATE COMPOUND	AMOUNT ADDED ngs	AMOUNT RECOVERED ngs	% RECOVERED	LIMITS
$ 34 dibromofluorometha	100.000	95.327	95.33	70-130
$ 40 1,2-dichloroethane	100.000	98.332	98.33	70-130
$ 55 toluene-d8	100.000	98.367	98.37	70-130
$ 76 4-bromofluorobenze	100.000	104.210	104.21	70-130

Data File: \\Orgserv2\ff\chem\GCMSVOA\Gonzo.i\140329.b\0329A14.D
Date : 29-MAR-2014 18:35
Client ID:
Instrument: Gonzo.i
Sample Info: 11406036-09,31,10,,a
Purge Volume: 10.0
Operator: PD
Column phase: Rtx-502.2
Column diameter: 0.18

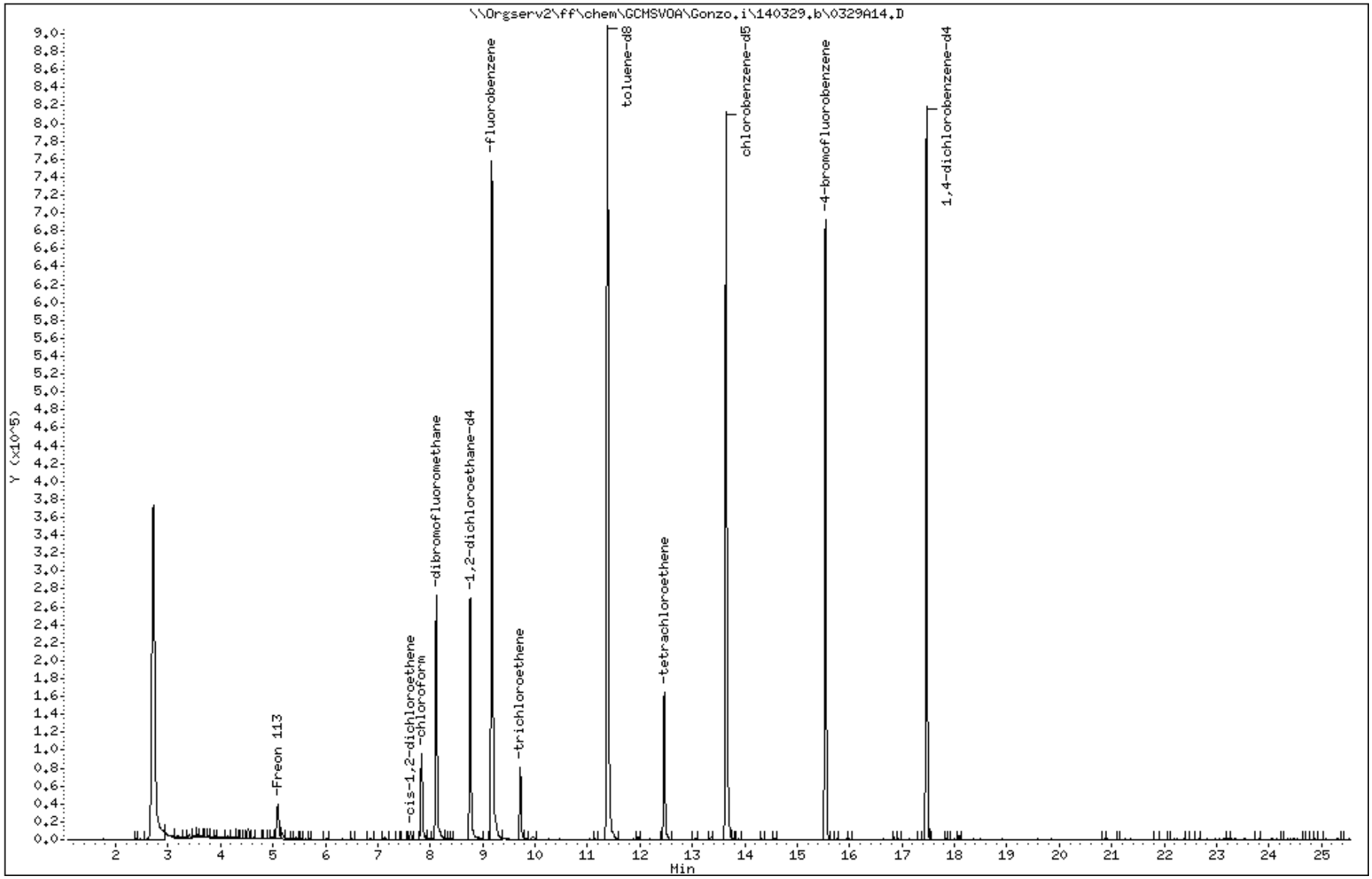

Data File: \\Orgserv2\ff\chem\GCMSVOA\Gonzo.i\140329.b\0329A14.D

Date : 29-MAR-2014 18:35

Client ID:

Instrument: Gonzo.i

Sample Info: 11406036-09,31,10,,a

Purge Volume: 10.0

Operator: PD

Column phase: Rtx-502.2

Column diameter: 0.18

9 Freon 113

Concentration: 12.446 ngs

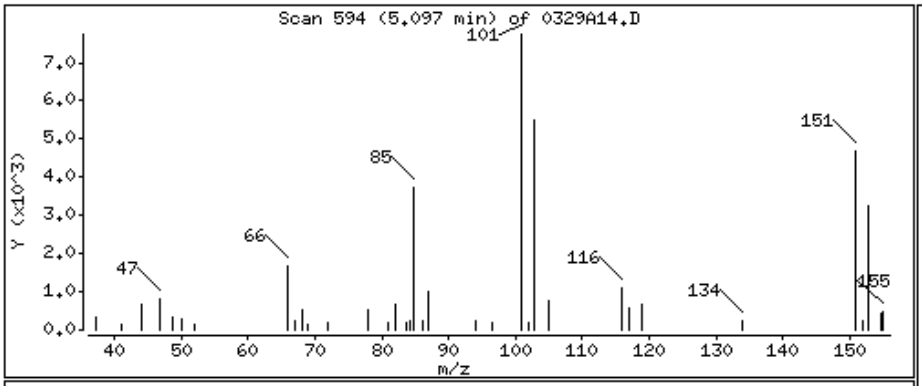

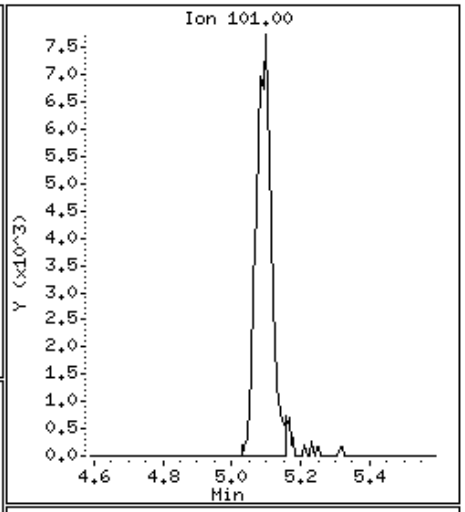

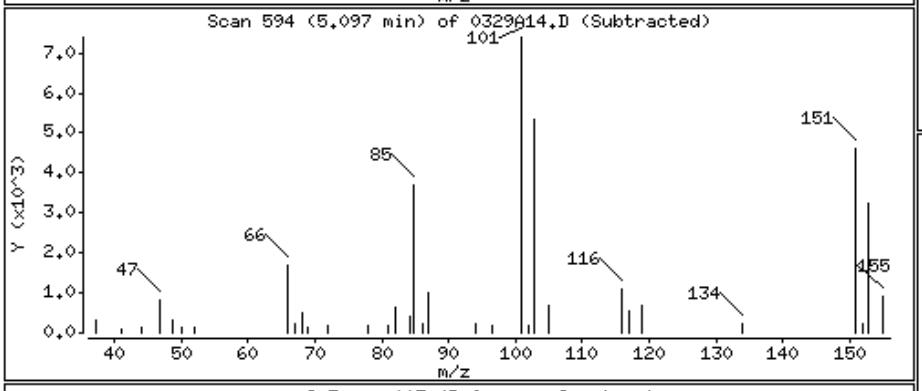

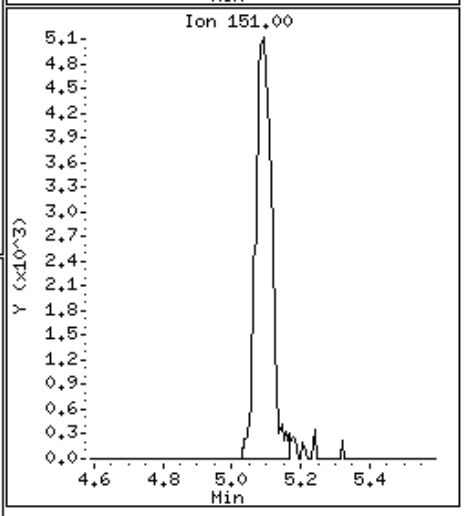

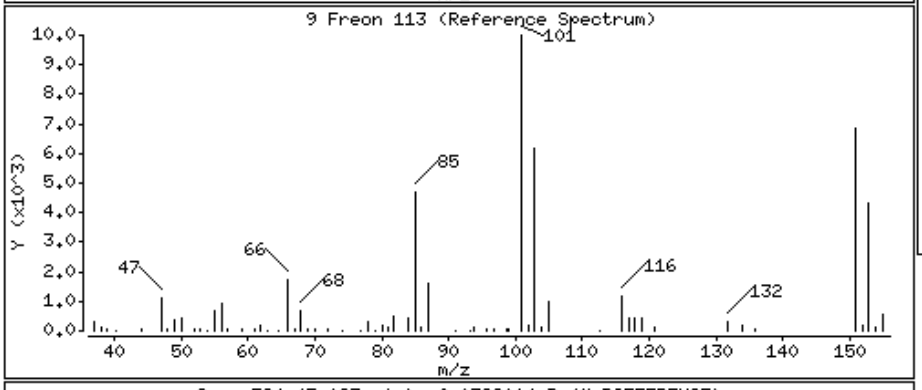

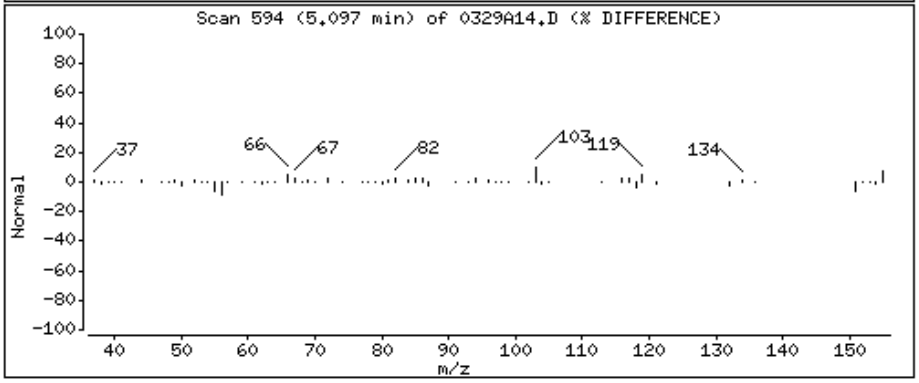

Data File: \\Orgserv2\ff\chem\GCMSVOA\Gonzo.i\140329.b\0329A14.D

Date : 29-MAR-2014 18:35

Client ID:

Instrument: Gonzo.i

Sample Info: 11406036-09,31,10,,a

Purge Volume: 10.0

Operator: PD

Column phase: Rtx-502.2

Column diameter: 0.18

30 cis-1,2-dichloroethene

Concentration: 2.046 ngs

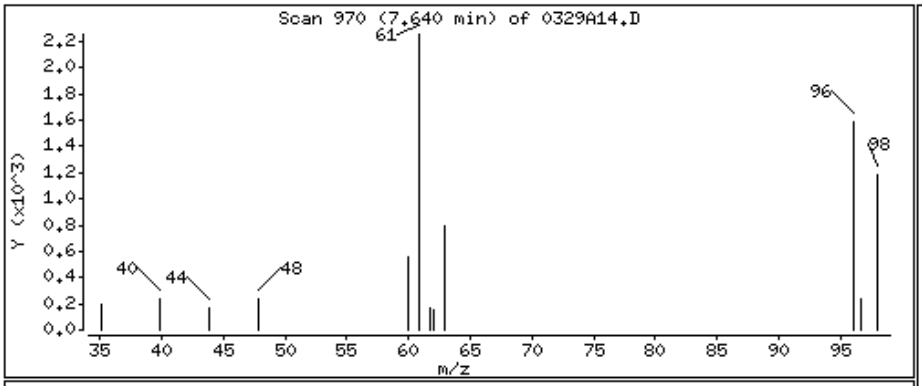

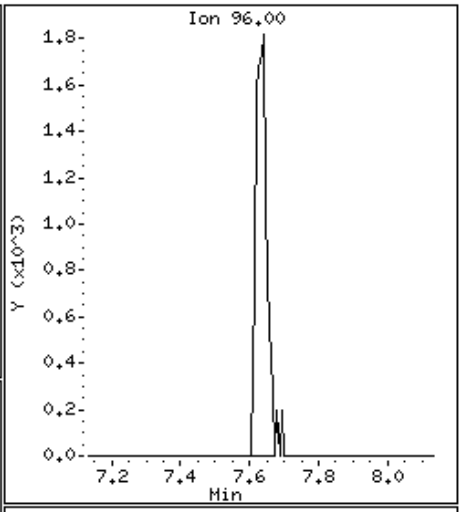

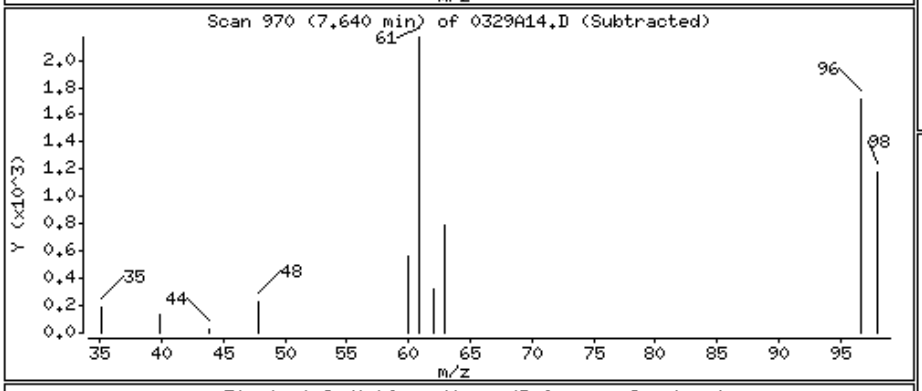

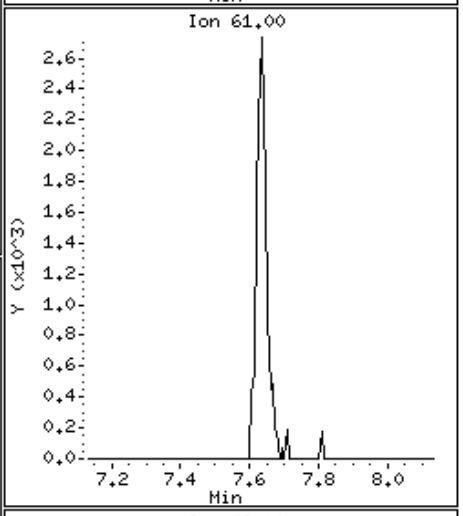

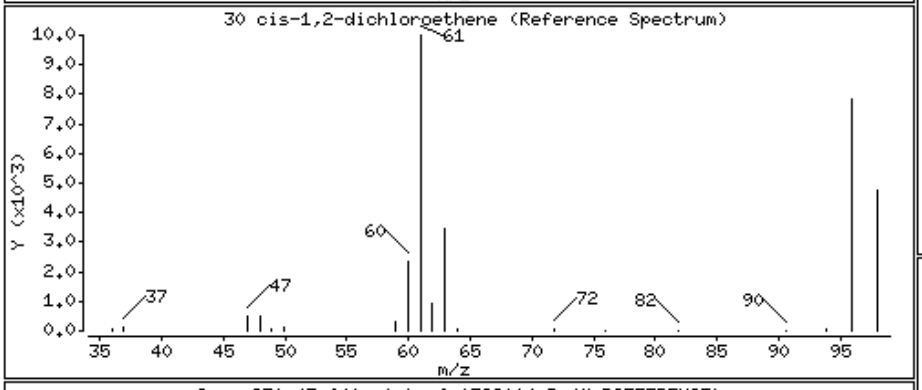

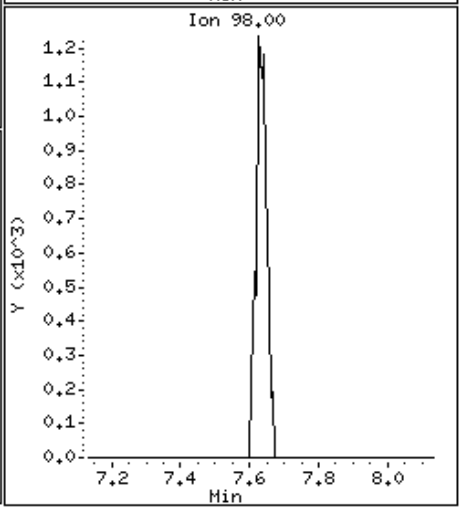

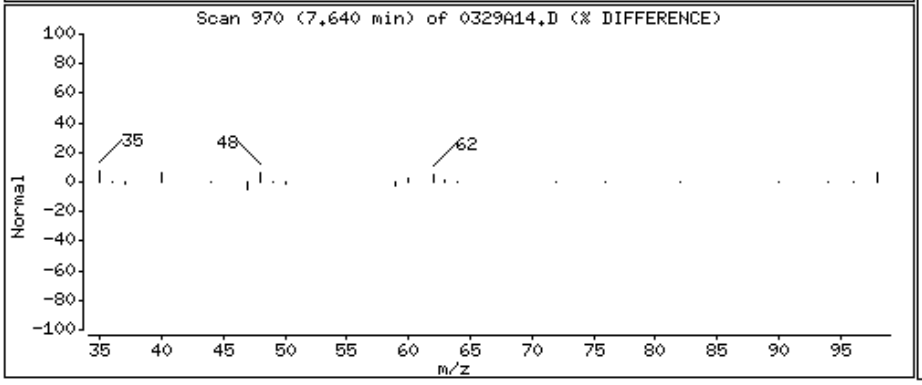

Data File: \\Orgserv2\ff\chem\GCMSVOA\Gonzo.i\140329.b\0329A14.D

Date : 29-MAR-2014 18:35

Client ID:

Instrument: Gonzo.i

Sample Info: 11406036-09,31,10,,a

Purge Volume: 10.0

Operator: PD

Column phase: Rtx-502.2

Column diameter: 0.18

31 chloroform

Concentration: 20.524 ngs

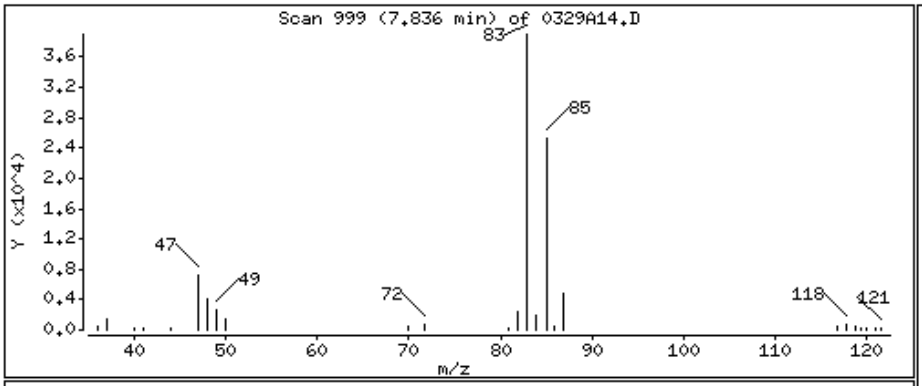

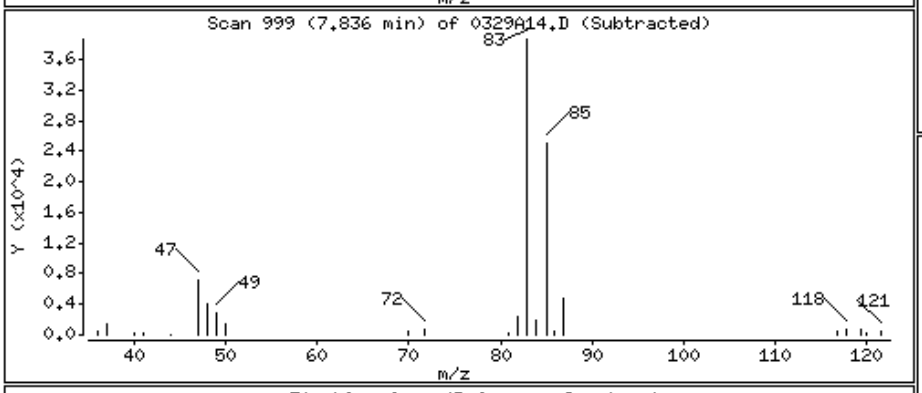

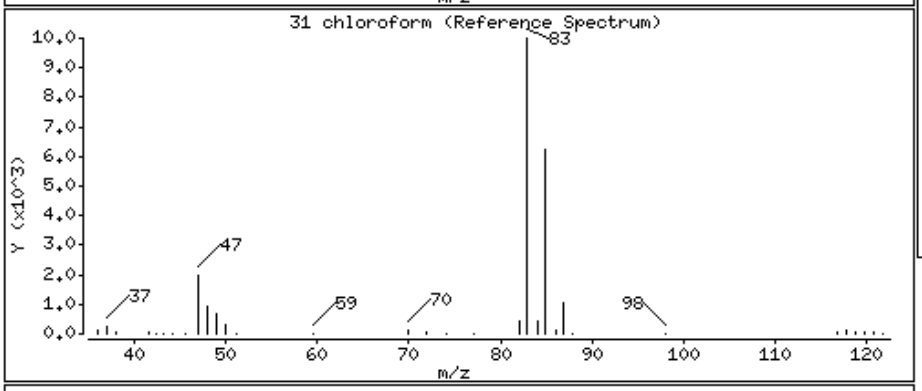

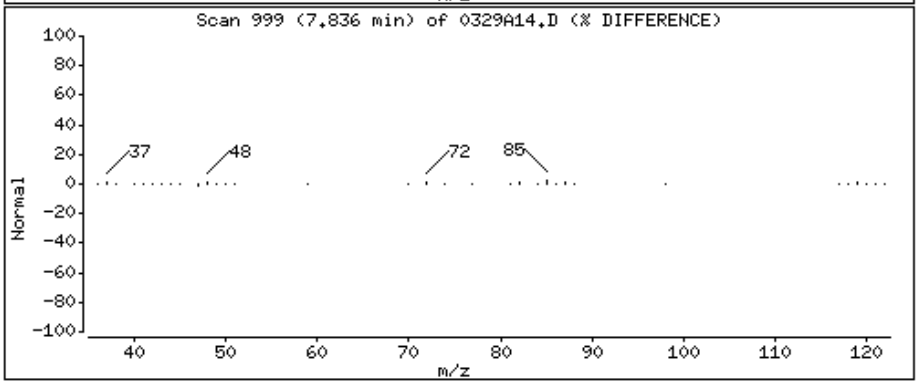

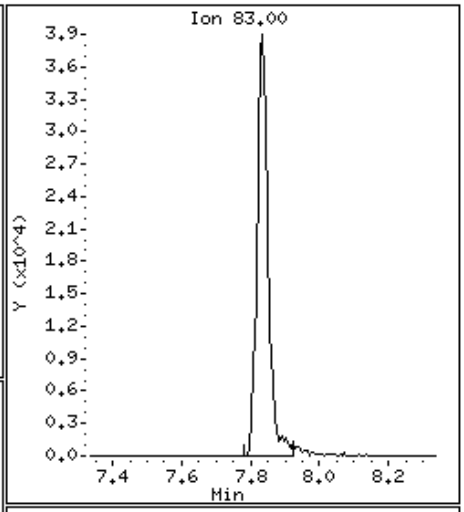

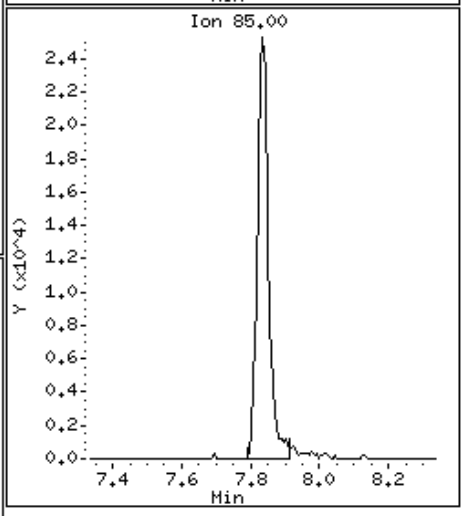

Data File: \\Orgserv2\ff\chem\GCMSVOA\Gonzo.i\140329.b\0329A14.D

Date : 29-MAR-2014 18:35

Client ID:

Instrument: Gonzo.i

Sample Info: 11406036-09,31,10,,a

Purge Volume: 10.0

Operator: PD

Column phase: Rtx-502.2

Column diameter: 0.18

44 trichloroethene

Concentration: 15.120 ngs

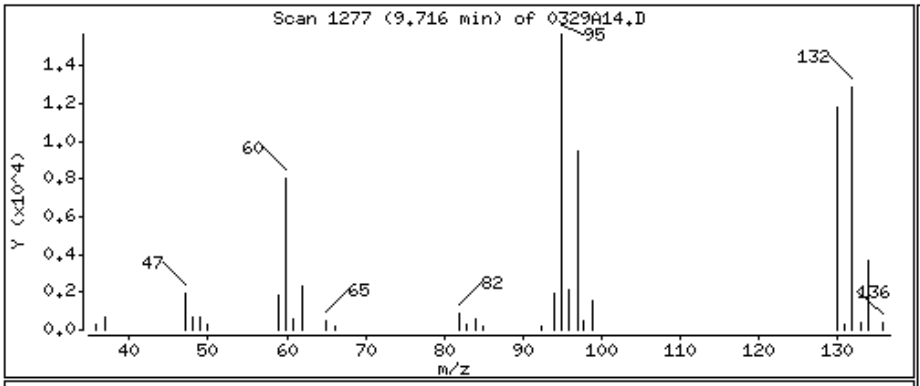

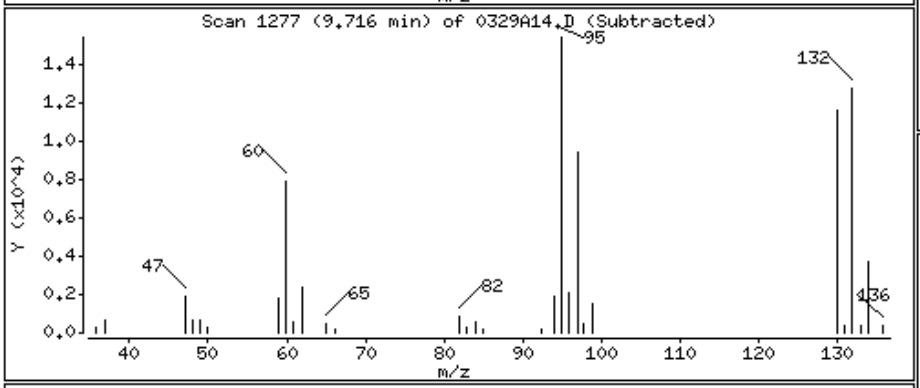

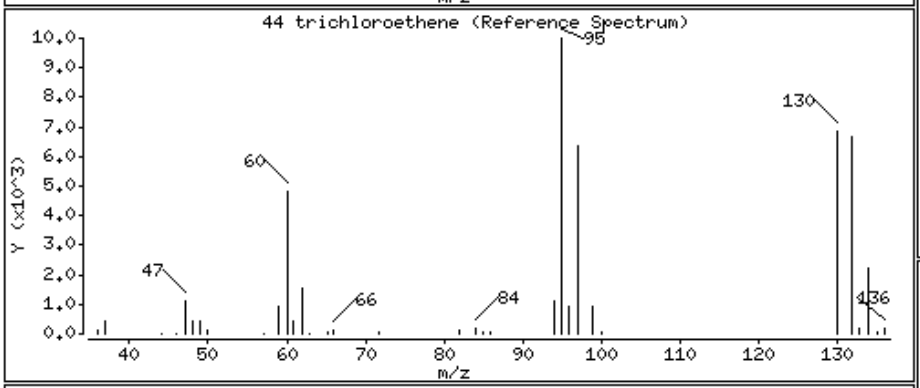

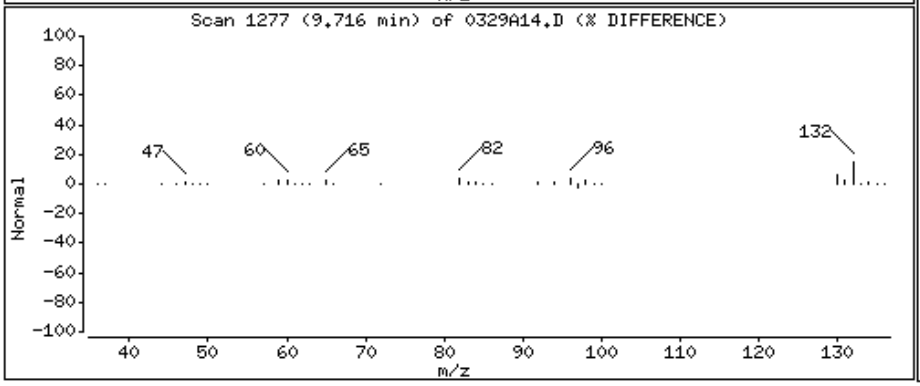

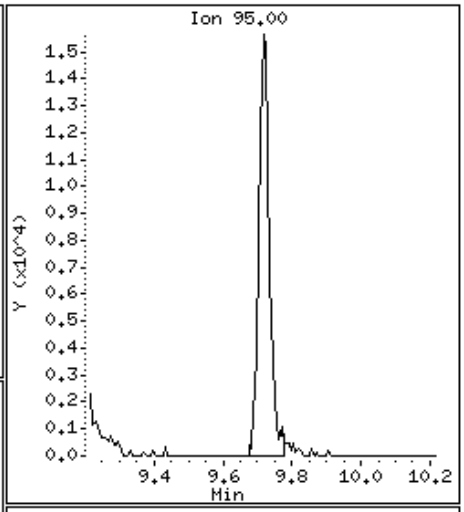

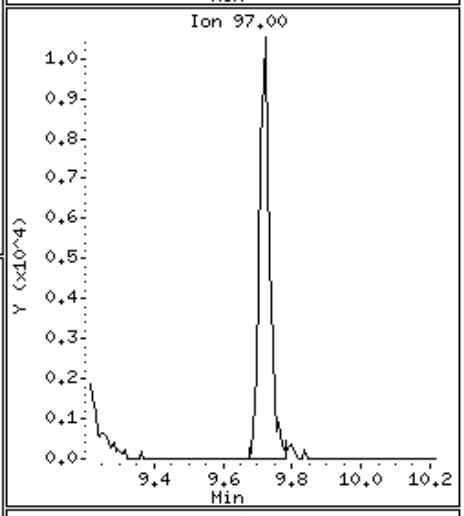

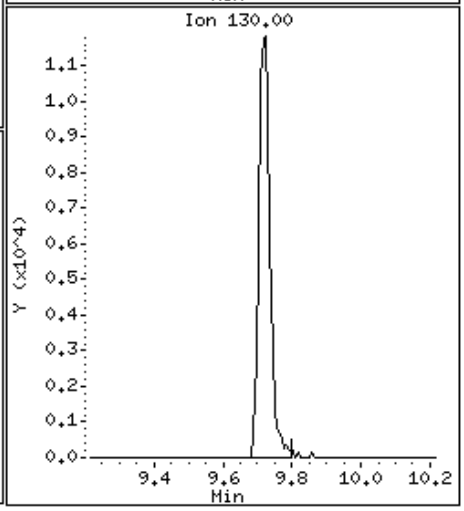

Data File: \\Orgserv2\ff\chem\GCMSVOA\Gonzo.i\140329.b\0329A14.D

Date : 29-MAR-2014 18:35

Client ID:

Instrument: Gonzo.i

Sample Info: l1406036-09,31,10,,a

Purge Volume: 10.0

Operator: PD

Column phase: Rtx-502.2

Column diameter: 0.18

62 tetrachloroethene

Concentration: 28.527 ngs

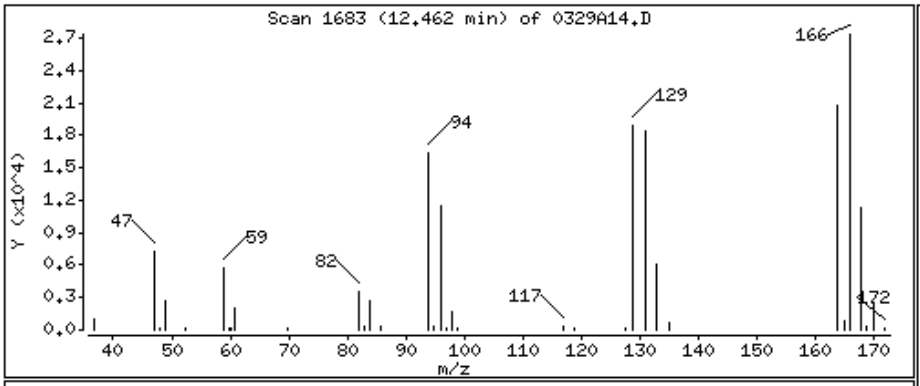

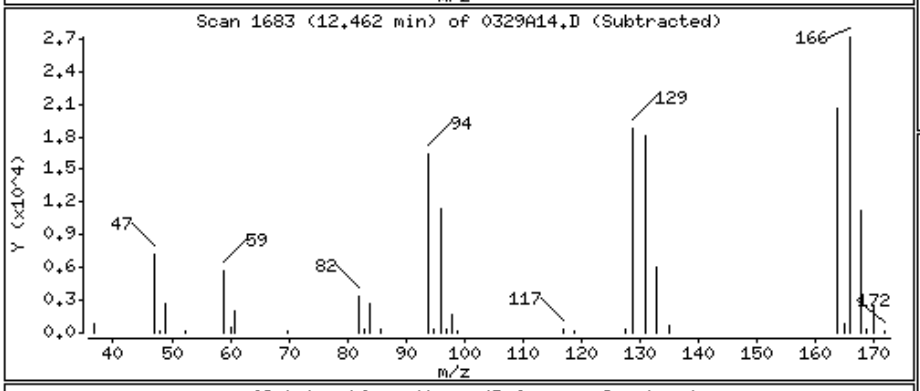

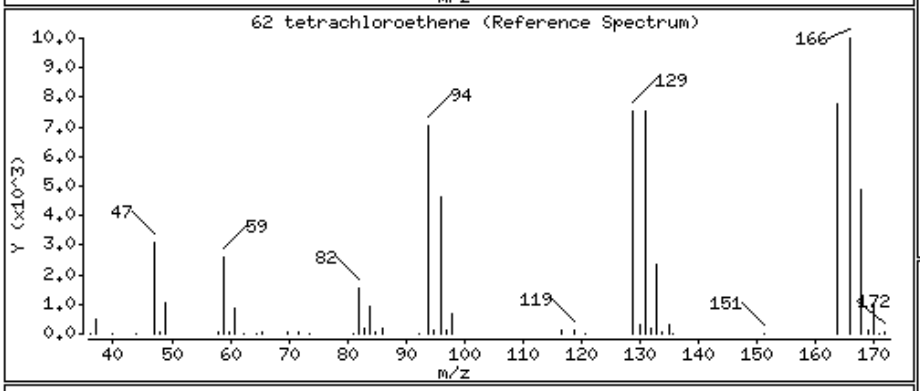

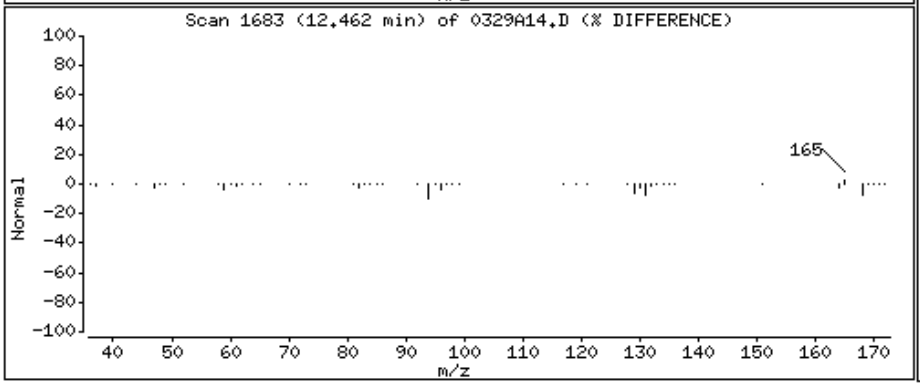

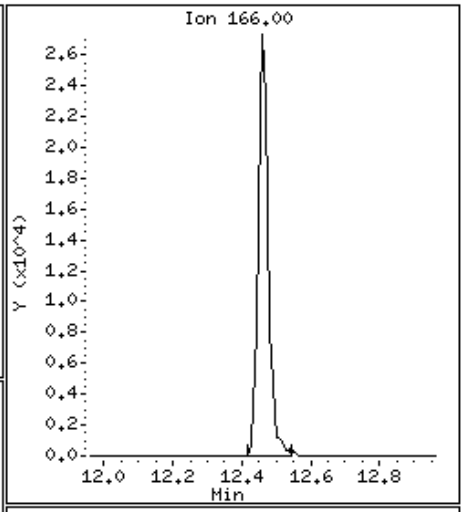

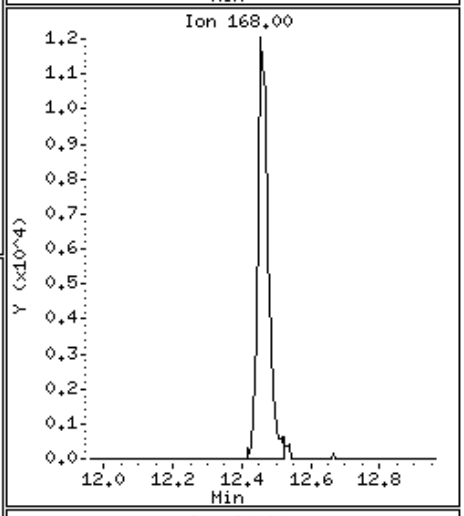

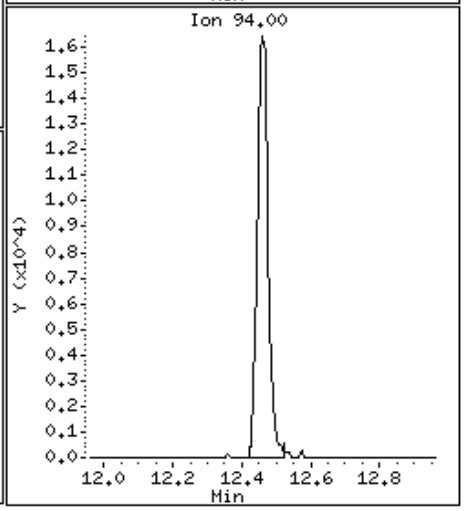

Alpha Analytical Labs

Manual Integration

Sample Info	: l1406036-09,31,10,,a wg678895,ical9343		
Instrument ID	: Gonzo.i		
Method	: v10ml8260.m		
File	: 0329A14.D		
Injection Date	: 29-MAR-2014 18:35		
Quantitation	: ISTD	Integrator :	HP RTE
Dilution Factor	: 1.00	Sample Type:	SAMPLE

This File has no version history.

//Orgserv2/ff/chem/GCMSVOA/Gonzo.i/140329.b/original/0329A14.D

Alpha Analytical Labs

gc/ms voa - Elaine

Data file : \\Orgserv2\ff\chem\GCMSVOA\Elaine.i\140329.b\0329A15.D
Lab Smp Id:
Inj Date : 29-MAR-2014 18:46
Operator : PD Inst ID: Elaine.i
Smp Info : l1406036-25,31,10,,a
Misc Info : wg678962,ical9341
Comment :
Method : \\Orgserv2\ff\chem\GCMSVOA\Elaine.i\140329.b\liq8260C.m
Meth Date : 30-Mar-2014 21:28 pduczmalew Quant Type: ISTD
Cal Date : 24-MAR-2014 23:22 Cal File: 0324A06.D
Als bottle: 1
Dil Factor: 1.00000
Integrator: HP RTE Compound Sublist: NJTCL.sub
Target Version: 4.12
Processing Host: VIRTUALXP-76524

Concentration Formula: Amt * DF * CpndVariable
Cpnd Variable Local Compound Variable

							CONCENTRATIONS		
	Compounds	QUANT SIG MASS	RT	EXP RT	REL RT	RESPONSE	ON-COLUMN (ngs)	FINAL (ngs)	REVIEW CODE
	1 dichlorodifluoromethane	85	Compound Not Detected.						
	2 chloromethane	50	Compound Not Detected.						
	3 vinyl chloride	62	Compound Not Detected.						
	4 bromomethane	94	Compound Not Detected.						
	5 chloroethane	64	Compound Not Detected.						
	6 trichlorofluoromethane	101	Compound Not Detected.						
	9 freon-113	101	Compound Not Detected.						
	10 acetone	43	4.377	4.377	(0.485)	5686	70.0332	70.033	
	11 1,1,-dichloroethene	96	Compound Not Detected.						
	13 Methyl Acetate	43	Compound Not Detected.						
	14 methylene chloride	84	Compound Not Detected.						
	15 carbon disulfide	76	Compound Not Detected.						
	17 methyl tert butyl ether	73	Compound Not Detected.						
	19 trans-1,2-dichloroethene	96	Compound Not Detected.						
	23 1,1-dichloroethane	63	Compound Not Detected.						
	26 2-butanone	43	Compound Not Detected.						
	29 cis-1,2-dichloroethene	96	Compound Not Detected.						
	30 chloroform	83	Compound Not Detected.						
	31 bromochloromethane	128	Compound Not Detected.						
$	34 dibromofluoromethane	113	7.786	7.786	(0.862)	32890	95.7452	95.745	
	36 1,1,1-trichloroethane	97	Compound Not Detected.						
	37 Cyclohexane	56	Compound Not Detected.						
	39 carbontetrachloride	117	Compound Not Detected.						
$	41 1,2-dichloroethane-d4	65	8.535	8.535	(0.945)	39903	96.6524	96.652	
	42 1,2-dichloroethane	62	Compound Not Detected.						
	43 benzene	78	Compound Not Detected.						
*	45 flourobenzene	96	9.031	9.031	(1.000)	148513	100.000		
	47 trichloroethene	95	Compound Not Detected.						

	Compounds	QUANT SIG MASS	RT	EXP RT	REL RT	RESPONSE	CONCENTRATIONS ON-COLUMN (ngs)	CONCENTRATIONS FINAL (ngs)	REVIEW CODE
	48 methyl cyclohexane	83	Compound Not Detected.						
	49 1,2-dichloropropane	63	Compound Not Detected.						
	50 bromodichloromethane	83	Compound Not Detected.						
	51 1,4-Dioxane	88	Compound Not Detected.						
	54 4-methyl-2-pentanone	58	Compound Not Detected.						
	57 cis-1,3-dichloropropene	75	Compound Not Detected.						
$	58 toluene-d8	98	11.553	11.564	(0.820)	167831	102.203	102.202	
	59 toluene	92	Compound Not Detected.						
	62 trans-1,3-dichloropropene	75	Compound Not Detected.						
	64 2-hexanone	43	Compound Not Detected.						
	63 1,1,2-trichloroethane	83	Compound Not Detected.						
	66 tetrachloroethene	166	Compound Not Detected.						
	67 chlorodibromomethane	129	Compound Not Detected.						
	68 1,2-dibromoethane	107	Compound Not Detected.						
*	69 chlorobenzene-d5	117	14.086	14.086	(1.000)	129740	100.000		
	70 chlorobenzene	112	Compound Not Detected.						
	72 ethyl benzene	91	Compound Not Detected.						
	73 p/m xylene	106	Compound Not Detected.						
	74 o xylene	106	Compound Not Detected.						
	75 styrene	104	Compound Not Detected.						
	76 isopropylbenzene	105	Compound Not Detected.						
	77 bromoform	173	Compound Not Detected.						
	79 1,1,2,2,-tetrachloroethane	83	Compound Not Detected.						
$	80 4-bromofluorobenzene	95	16.218	16.218	(0.883)	74895	99.7906	99.790	
	93 1,3-dichlorobenzene	146	Compound Not Detected.						
*	94 1,4-dichlorobenzene-d4	152	18.360	18.360	(1.000)	61278	100.000		
	95 1,4-dichlorobenzene	146	Compound Not Detected.						
	98 1,2-dichlorobenzene	146	Compound Not Detected.						
	100 1,2-dibromo-3-chloropropane	75	Compound Not Detected.						
	102 1,2,4-trichlorobenzene	180	Compound Not Detected.						
	105 1,2,3-trichlorobenzene	180	Compound Not Detected.						

Alpha Analytical Labs

gc/ms voa - Elaine

Data file : \\Orgserv2\ff\chem\GCMSVOA\Elaine.i\140329.b\0329A15.D
Lab Smp Id:
Inj Date : 29-MAR-2014 18:46
Operator : PD Inst ID: Elaine.i
Smp Info : l1406036-25,31,10,,a
Misc Info : wg678962,ical9341
Comment :
Method : \\Orgserv2\ff\chem\GCMSVOA\Elaine.i\140329.b\liq8260C.m
Meth Date : 30-Mar-2014 21:28 pduczmalew Quant Type: ISTD
Cal Date : 24-MAR-2014 23:22 Cal File: 0324A06.D
Als bottle: 1
Dil Factor: 1.00000
Integrator: HP RTE Compound Sublist: NJTCL.sub
Target Version: 4.12
Processing Host: VIRTUALXP-76524

- NO TENTATIVELY IDENTIFIED COMPOUNDS -

Alpha Analytical Labs

INTERNAL STANDARD COMPOUNDS
AREA AND RT SUMMARY

Instrument ID: Elaine.i
Lab File ID: 0329A15.D
Lab Smp Id:
Analysis Type: VOA
Quant Type: ISTD
Operator: PD
Method File: \\Orgserv2\ff\chem\GCMSVOA\Elaine.i\140329.b\liq8260C.m
Misc Info: wg678962,ical9341

Calibration Date: 29-MAR-2014
Calibration Time: 11:14
Level: LOW
Sample Type: WATER

Test Mode:
Use Last Continuing Calibrator.
If Continuing Cal. use Initial Cal. Level 3

COMPOUND	STANDARD	AREA LIMIT LOWER	AREA LIMIT UPPER	SAMPLE	%DIFF
45 flourobenzene	216817	108409	433634	148513	-31.50
69 chlorobenzene-d5	183807	91904	367614	129740	-29.42
94 1,4-dichlorobenze	94614	47307	189228	61278	-35.23

COMPOUND	STANDARD	RT LIMIT LOWER	RT LIMIT UPPER	SAMPLE	%DIFF
45 flourobenzene	9.03	8.53	9.53	9.03	0.00
69 chlorobenzene-d5	14.09	13.59	14.59	14.09	0.00
94 1,4-dichlorobenze	18.36	17.86	18.86	18.36	0.00

AREA UPPER LIMIT = +100% of internal standard area.
AREA LOWER LIMIT = - 50% of internal standard area.
RT UPPER LIMIT = + 0.50 minutes of internal standard RT.
RT LOWER LIMIT = - 0.50 minutes of internal standard RT.

Alpha Analytical Labs

RECOVERY REPORT

Client Name: Client SDG: SDGa00307
Sample Matrix: LIQUID Fraction: VOA
Lab Smp Id:
Level: LOW Operator: PD
Data Type: MS DATA SampleType: SAMPLE
SpikeList File: curveall.spk Quant Type: ISTD
Sublist File: NJTCL.sub
Method File: \\Orgserv2\ff\chem\GCMSVOA\Elaine.i\140329.b\liq8260C.m
Misc Info: wg678962,ical9341

SURROGATE COMPOUND	AMOUNT ADDED ngs	AMOUNT RECOVERED ngs	% RECOVERED	LIMITS
$ 34 dibromofluorometha	100.000	95.745	95.75	70-130
$ 41 1,2-dichloroethane	100.000	96.652	96.65	70-130
$ 58 toluene-d8	100.000	102.202	102.20	70-130
$ 80 4-bromofluorobenze	100.000	99.790	99.79	70-130

Data File: \\Orgserv2\ff\chem\GCMSVOA\Elaine.i\140329.b\0329A15.D
Date : 29-MAR-2014 18:46
Client ID:
Sample Info: 11406036-25,31,10,,a
Purge Volume: 10.0
Column phase:

Instrument: Elaine.i
Operator: PD
Column diameter: 0.18

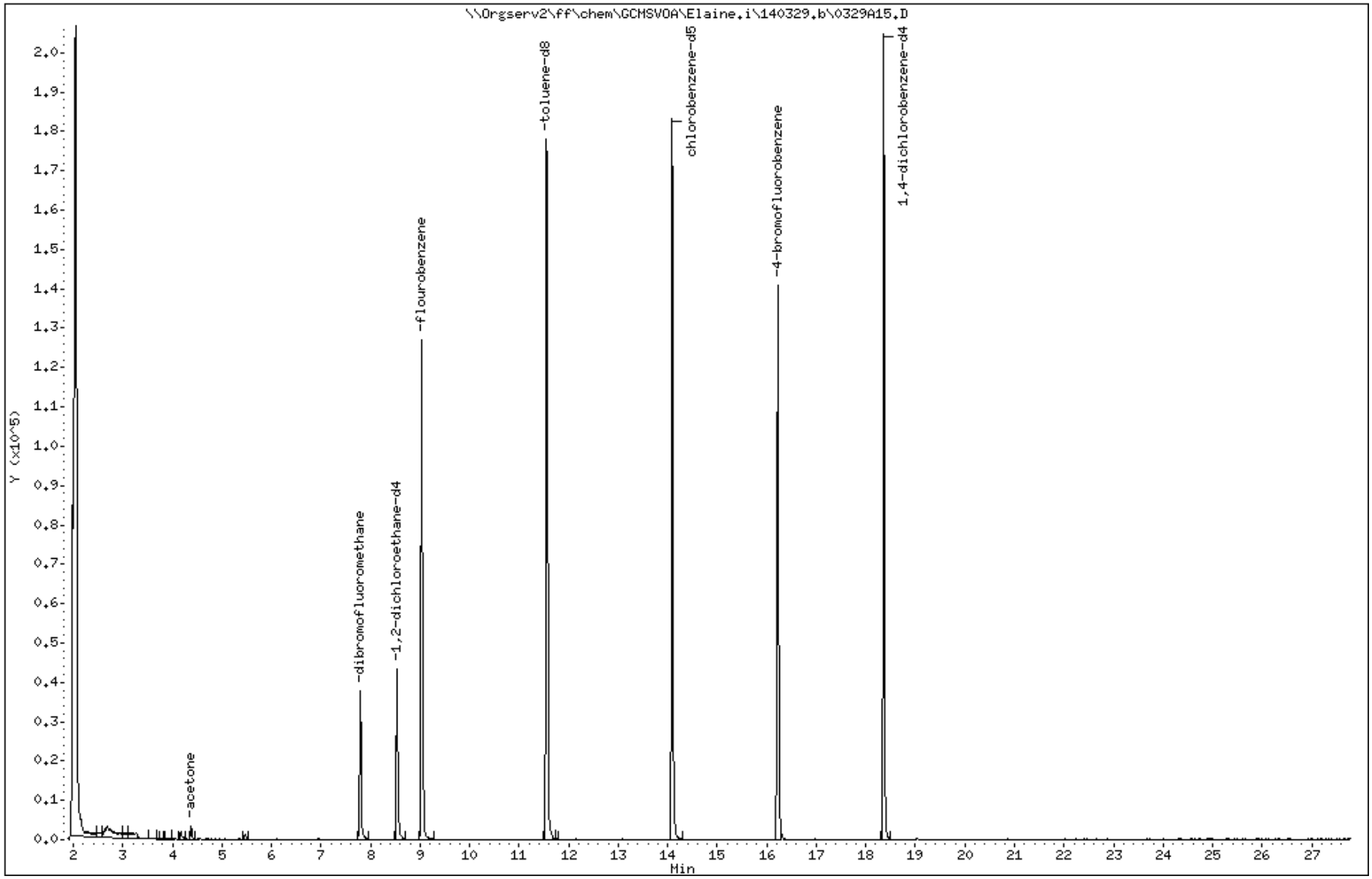

Data File: \\Orgserv2\ff\chem\GCMSVOA\Elaine.i\140329.b\0329A15.D

Date : 29-MAR-2014 18:46

Client ID:

Instrument: Elaine.i

Sample Info: 11406036-25,31,10,,a

Purge Volume: 10.0

Operator: PD

Column phase:

Column diameter: 0.18

10 acetone

Concentration: 70.033 ngs

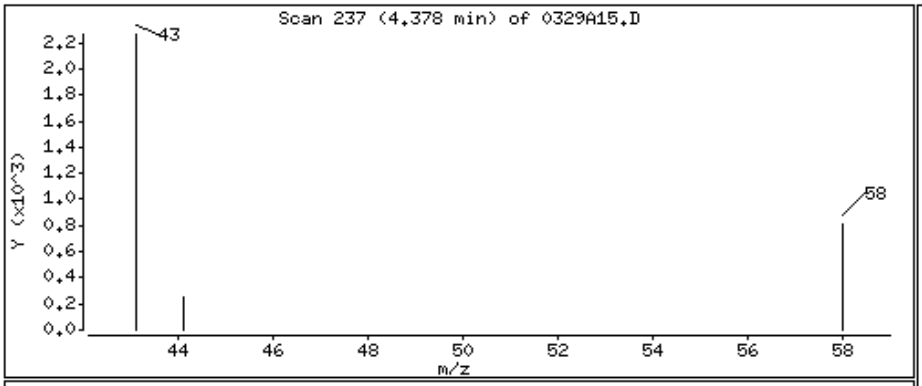

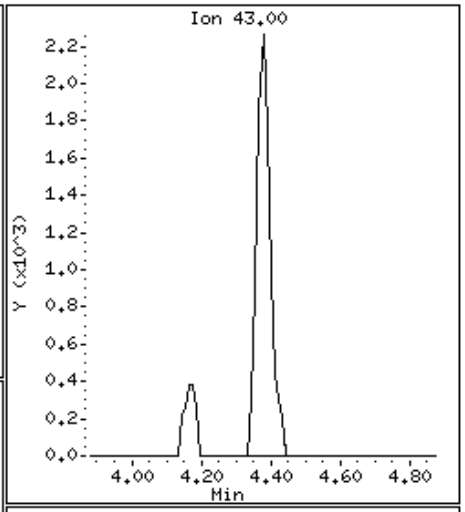

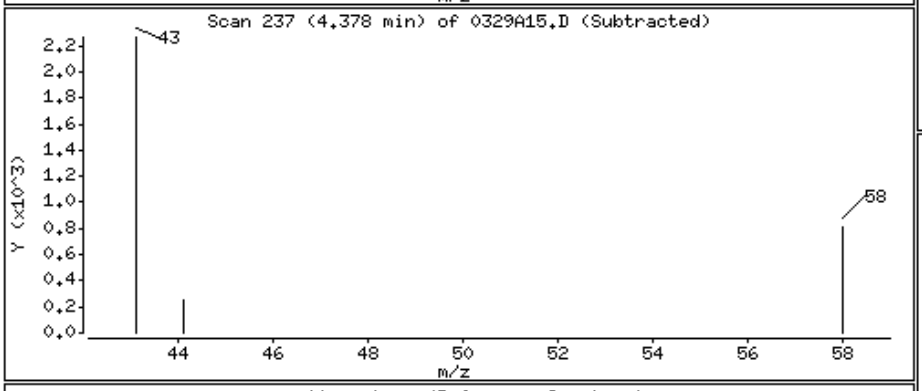

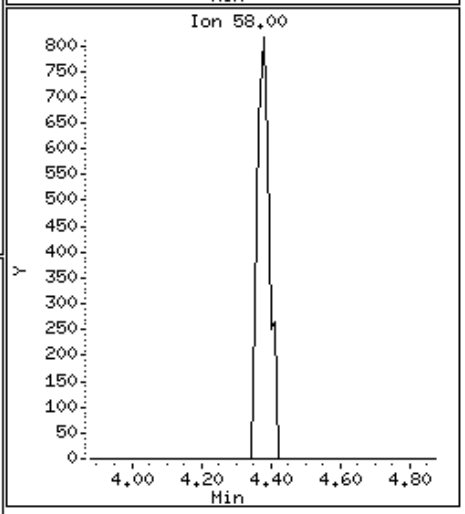

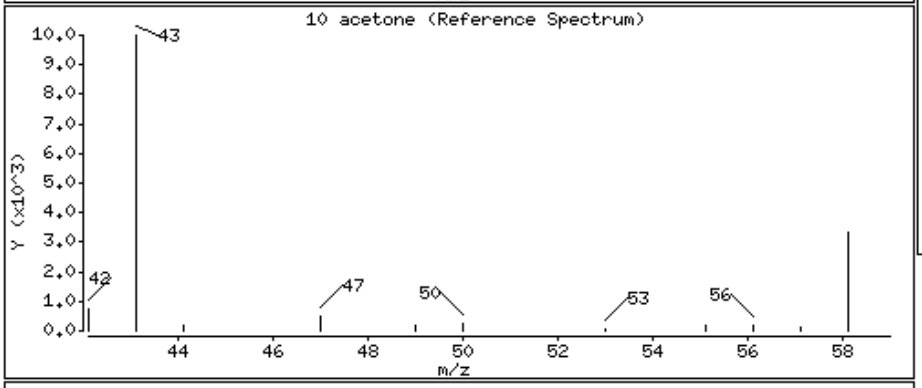

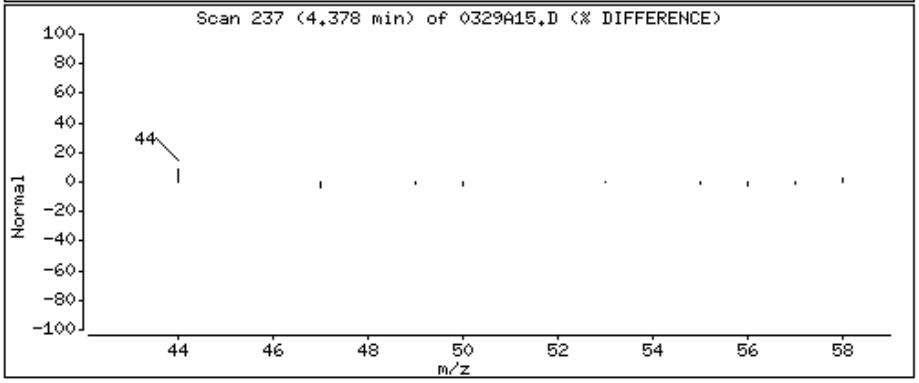

Alpha Analytical Labs

Manual Integration

Sample Info	: l1406036-25,31,10,,a wg678962,ical9341		
Instrument ID	: Elaine.i		
Method	: liq8260C.m		
File	: 0329A15.D		
Injection Date	: 29-MAR-2014 18:46		
Quantitation	: ISTD	Integrator :	HP RTE
Dilution Factor	: 1.00	Sample Type:	SAMPLE

This File has no version history.

//Orgserv2/ff/chem/GCMSVOA/Elaine.i/140329.b/original/0329A15.D

Alpha Analytical Labs

gc/ms voa - VOA101

Data file : \\Orgserv2\ff\chem\GCMSVOA\Voa101.i\140329.b\0329A17.D
Lab Smp Id:
Inj Date : 29-MAR-2014 18:46
Operator : PD Inst ID: Voa101.i
Smp Info : l1406036-42,31,10,,a
Misc Info : wg678899,ical9333
Comment :
Method : \\Orgserv2\ff\chem\GCMSVOA\Voa101.i\140329.b\liq8260C.m
Meth Date : 29-Mar-2014 15:20 ppaveglio Quant Type: ISTD
Cal Date : 24-MAR-2014 14:57 Cal File: 0324A12.D
Als bottle: 17
Dil Factor: 1.00000
Integrator: HP RTE Compound Sublist: NJTCL.sub
Target Version: 4.12
Processing Host: VIRTUALXP-76524

Concentration Formula: Amt * DF * CpndVariable
Cpnd Variable Local Compound Variable

	Compounds	QUANT SIG MASS	RT	EXP RT	REL RT	RESPONSE	CONCENTRATIONS ON-COLUMN (ngs)	FINAL (ngs)	REVIEW CODE
	1 dichlorodifluoromethane	85	Compound Not Detected.						
	2 chloromethane	50	Compound Not Detected.						
	3 vinyl chloride	62	Compound Not Detected.						
	4 bromomethane	94	Compound Not Detected.						
	5 chloroethane	64	Compound Not Detected.						
	6 trichlorofluoromethane	101	Compound Not Detected.						
	8 1,1,-dichloroethene	96	Compound Not Detected.						
	11 freon-113	101	Compound Not Detected.						
	10 carbon disulfide	76	Compound Not Detected.						
	14 methylene chloride	84	Compound Not Detected.						
	15 acetone	43	3.732	3.735	(0.599)	10388	80.4816	80.481	
	16 trans-1,2-dichloroethene	96	Compound Not Detected.						
	17 Methyl Acetate	43	Compound Not Detected.						
	18 methyl tert butyl ether	73	Compound Not Detected.						
	22 1,1-dichloroethane	63	Compound Not Detected.						
	27 cis-1,2-dichloroethene	96	Compound Not Detected.						
	29 bromochloromethane	128	Compound Not Detected.						
	30 Cyclohexane	56	Compound Not Detected.						
	31 chloroform	83	Compound Not Detected.						
	33 carbontetrachloride	117	Compound Not Detected.						
$	36 dibromofluoromethane	113	5.405	5.405	(0.868)	50129	110.451	110.451	
	37 1,1,1-trichloroethane	97	Compound Not Detected.						
	38 2-butanone	43	Compound Not Detected.						
	40 benzene	78	Compound Not Detected.						
$	42 1,2-dichloroethane-d4	65	5.944	5.941	(0.954)	56665	112.608	112.607	
	43 1,2-dichloroethane	62	Compound Not Detected.						
*	45 flourobenzene	96	6.230	6.227	(1.000)	173166	100.000		
	49 trichloroethene	95	6.410	6.401	(1.029)	2255	3.91226	3.912(QM)	M1
	46 methyl cyclohexane	83	Compound Not Detected.						

Compounds	QUANT SIG MASS	RT	EXP RT	REL RT	RESPONSE	CONCENTRATIONS ON-COLUMN (ngs)	CONCENTRATIONS FINAL (ngs)	REVIEW CODE
52 1,2-dichloropropane	63	Compound Not Detected.						
53 bromodichloromethane	83	Compound Not Detected.						
56 1,4-Dioxane	88	Compound Not Detected.						
58 cis-1,3-dichloropropene	75	Compound Not Detected.						
$ 59 toluene-d8	98	7.933	7.933	(0.810)	171561	92.2394	92.239	
60 toluene	92	Compound Not Detected.						
62 4-methyl-2-pentanone	58	Compound Not Detected.						
63 tetrachloroethene	166	Compound Not Detected.						
64 trans-1,3-dichloropropene	75	Compound Not Detected.						
68 1,1,2-trichloroethane	83	Compound Not Detected.						
69 chlorodibromomethane	129	Compound Not Detected.						
71 1,2-dibromoethane	107	Compound Not Detected.						
73 2-hexanone	43	Compound Not Detected.						
* 74 chlorobenzene-d5	117	9.789	9.786	(1.000)	137897	100.000		
75 chlorobenzene	112	Compound Not Detected.						
76 ethyl benzene	91	Compound Not Detected.						
78 p/m xylene	106	Compound Not Detected.						
79 o xylene	106	Compound Not Detected.						
80 styrene	104	Compound Not Detected.						
81 bromoform	173	Compound Not Detected.						
82 isopropylbenzene	105	Compound Not Detected.						
$ 83 4-bromofluorobenzene	95	11.251	11.251	(0.904)	62248	101.130	101.130	
88 1,1,2,2,-tetrachloroethane	83	Compound Not Detected.						
99 1,3-dichlorobenzene	146	Compound Not Detected.						
* 100 1,4-dichlorobenzene-d4	152	12.447	12.441	(1.000)	59526	100.000		
101 1,4-dichlorobenzene	146	Compound Not Detected.						
104 1,2-dichlorobenzene	146	Compound Not Detected.						
106 1,2-dibromo-3-chloropropane	75	Compound Not Detected.						
109 1,2,4-trichlorobenzene	180	Compound Not Detected.						
111 1,2,3-trichlorobenzene	180	Compound Not Detected.						

QC Flag Legend

Q - Qualifier signal failed the ratio test.
M - Compound response manually integrated.

Alpha Analytical Labs

gc/ms voa - VOA101

Data file : \\Orgserv2\ff\chem\GCMSVOA\Voa101.i\140329.b\0329A17.D
Lab Smp Id:
Inj Date : 29-MAR-2014 18:46
Operator : PD Inst ID: Voa101.i
Smp Info : l1406036-42,31,10,,a
Misc Info : wg678899,ical9333
Comment :
Method : \\Orgserv2\ff\chem\GCMSVOA\Voa101.i\140329.b\liq8260C.m
Meth Date : 29-Mar-2014 15:20 ppaveglio Quant Type: ISTD
Cal Date : 24-MAR-2014 14:57 Cal File: 0324A12.D
Als bottle: 17
Dil Factor: 1.00000
Integrator: HP RTE Compound Sublist: NJTCL.sub
Target Version: 4.12
Processing Host: VIRTUALXP-76524

- NO TENTATIVELY IDENTIFIED COMPOUNDS -

Alpha Analytical Labs

INTERNAL STANDARD COMPOUNDS
AREA AND RT SUMMARY

Instrument ID: Voa101.i
Lab File ID: 0329A17.D
Lab Smp Id:
Analysis Type: VOA
Quant Type: ISTD
Operator: PD
Method File: \\Orgserv2\ff\chem\GCMSVOA\Voa101.i\140329.b\liq8260C.m
Misc Info: wg678899,ical9333

Calibration Date: 29-MAR-2014
Calibration Time: 11:27
Level: LOW
Sample Type: WATER

Test Mode:
Use Last Continuing Calibrator.
If Continuing Cal. use Initial Cal. Level 3

		AREA LIMIT			
COMPOUND	STANDARD	LOWER	UPPER	SAMPLE	%DIFF
45 flourobenzene	220923	110462	441846	173166	-21.62
74 chlorobenzene-d5	175802	87901	351604	137897	-21.56
100 1,4-dichlorobenze	84508	42254	169016	59526	-29.56

		RT LIMIT			
COMPOUND	STANDARD	LOWER	UPPER	SAMPLE	%DIFF
45 flourobenzene	6.23	5.73	6.73	6.23	0.05
74 chlorobenzene-d5	9.79	9.29	10.29	9.79	0.03
100 1,4-dichlorobenze	12.44	11.94	12.94	12.45	0.05

AREA UPPER LIMIT = +100% of internal standard area.
AREA LOWER LIMIT = - 50% of internal standard area.
RT UPPER LIMIT = + 0.50 minutes of internal standard RT.
RT LOWER LIMIT = - 0.50 minutes of internal standard RT.

Alpha Analytical Labs

RECOVERY REPORT

Client Name: Client SDG: SDGa00307
Sample Matrix: LIQUID Fraction: VOA
Lab Smp Id:
Level: LOW Operator: PD
Data Type: MS DATA SampleType: SAMPLE
SpikeList File: curveallim.spk Quant Type: ISTD
Sublist File: NJTCL.sub
Method File: \\Orgserv2\ff\chem\GCMSVOA\Voa101.i\140329.b\liq8260C.m
Misc Info: wg678899,ical9333

SURROGATE COMPOUND	AMOUNT ADDED ngs	AMOUNT RECOVERED ngs	% RECOVERED	LIMITS
$ 36 dibromofluorometha	100.000	110.451	110.45	70-130
$ 42 1,2-dichloroethane	100.000	112.607	112.61	70-130
$ 59 toluene-d8	100.000	92.239	92.24	70-130
$ 83 4-bromofluorobenze	100.000	101.130	101.13	70-130

Data File: \\Orgserv2\ff\chem\GCMSVOA\Voa101.i\140329.b\0329A17.D
Date : 29-MAR-2014 18:46
Client ID:
Sample Info: 11406036-42,31,10,,a
Purge Volume: 10.0
Column phase:

Instrument: Voa101.i
Operator: PD
Column diameter: 0.18

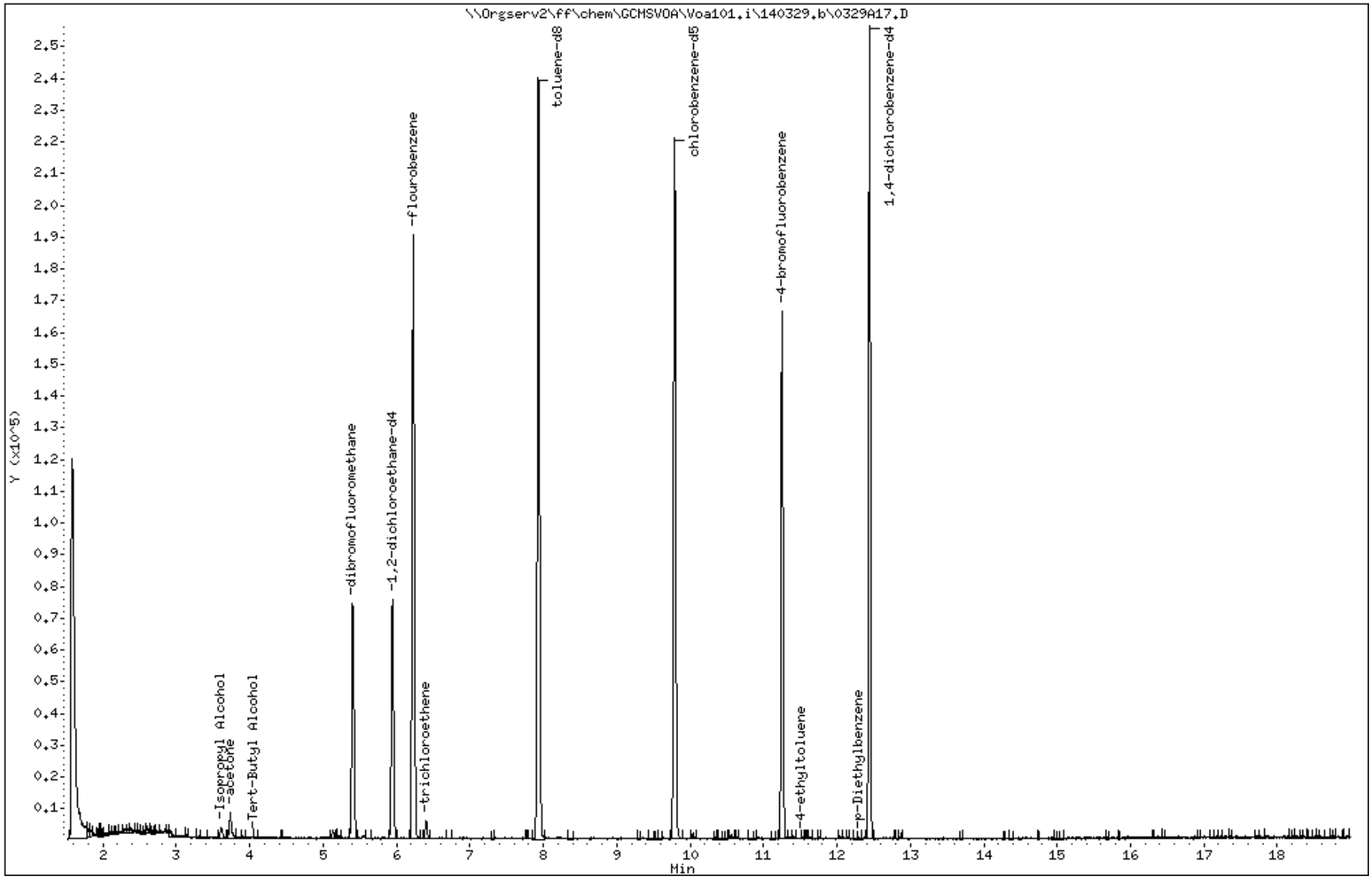

Data File: \\Orgserv2\ff\chem\GCMSVOA\Voa101.i\140329.b\0329A17.D

Date : 29-MAR-2014 18:46

Client ID:

Instrument: Voa101.i

Sample Info: 11406036-42,31,10,,a

Purge Volume: 10.0

Operator: PD

Column phase:

Column diameter: 0.18

15 acetone

Concentration: 80.481 ngs

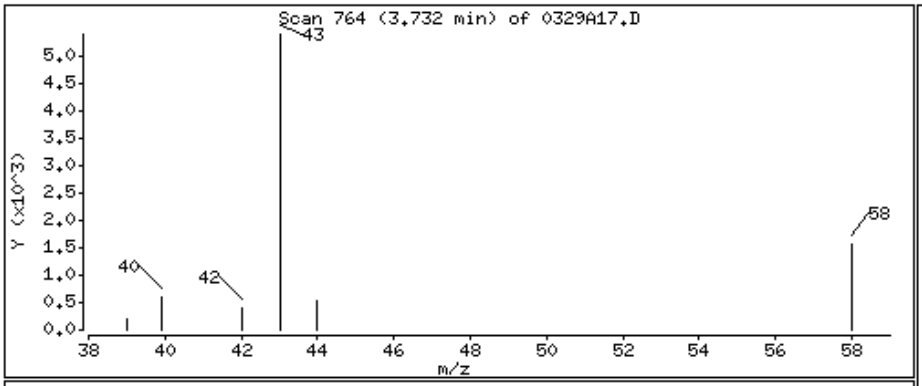

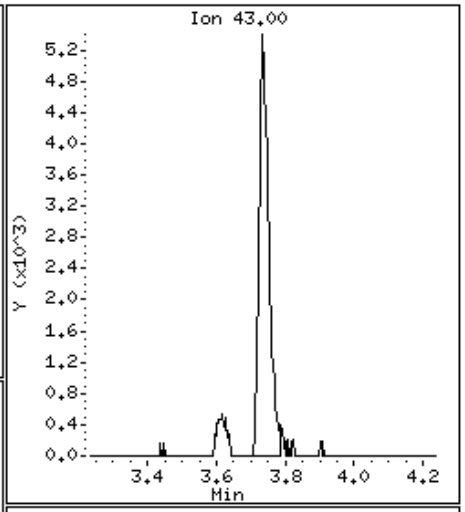

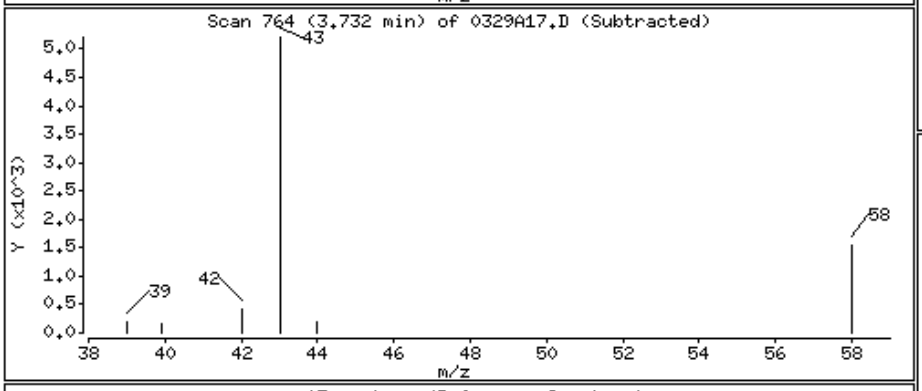

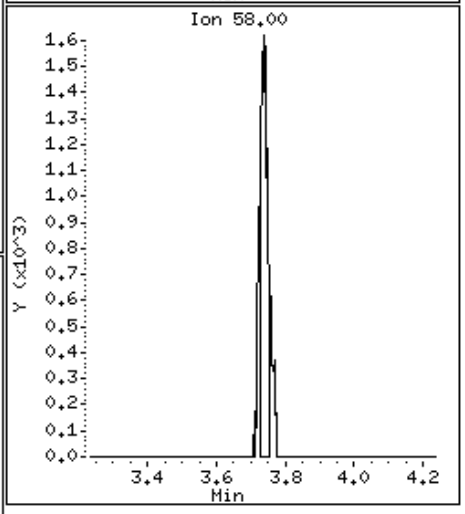

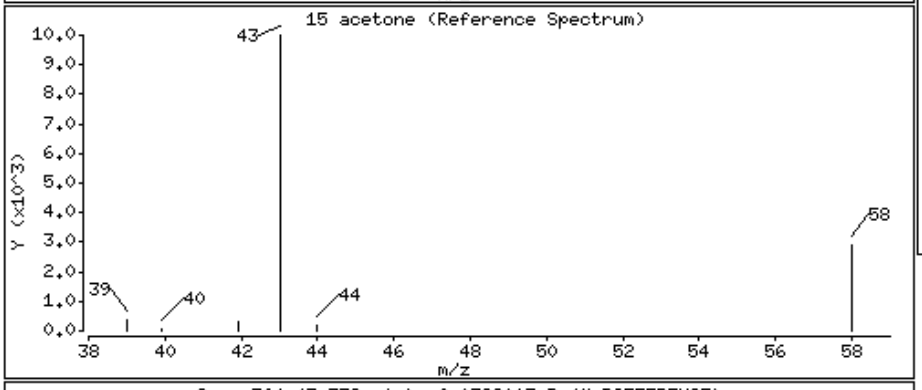

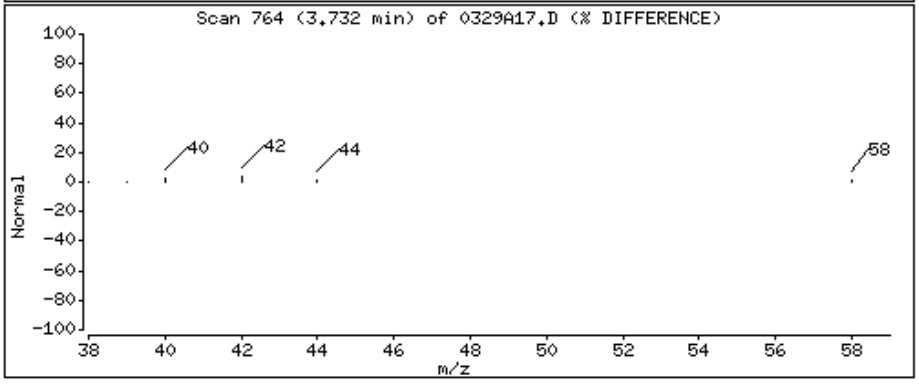

Data File: \\Orgserv2\ff\chem\GCMSVOA\Voa101.i\140329.b\0329A17.D

Date : 29-MAR-2014 18:46

Client ID:

Instrument: Voa101.i

Sample Info: 11406036-42,31,10,,a

Purge Volume: 10.0

Operator: PD

Column phase:

Column diameter: 0.18

49 trichloroethene

Concentration: 3.912 ngs

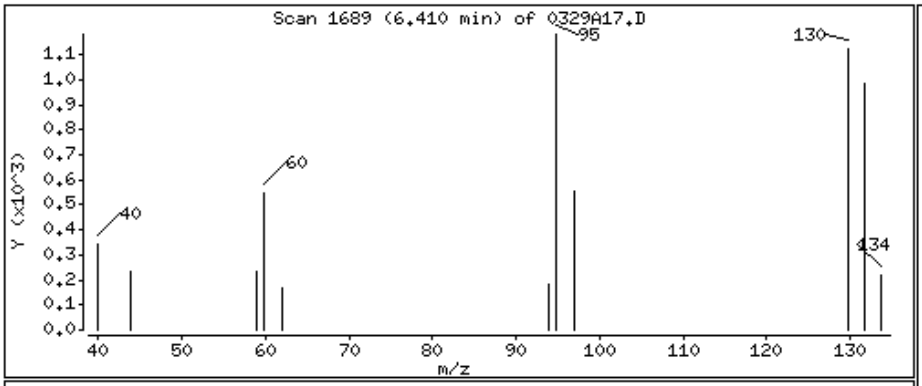

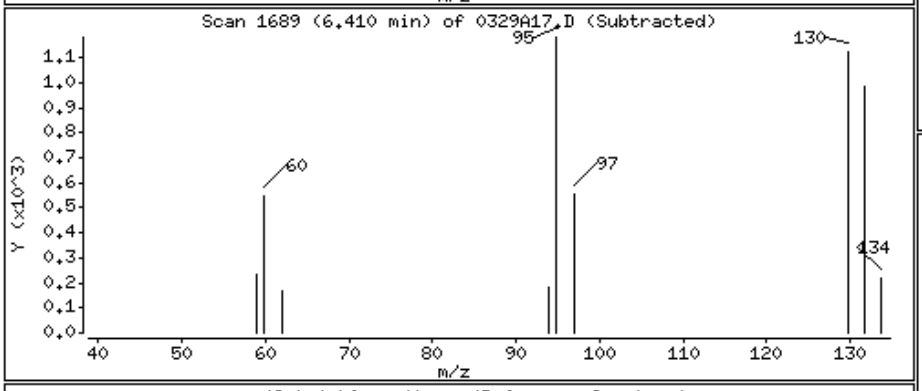

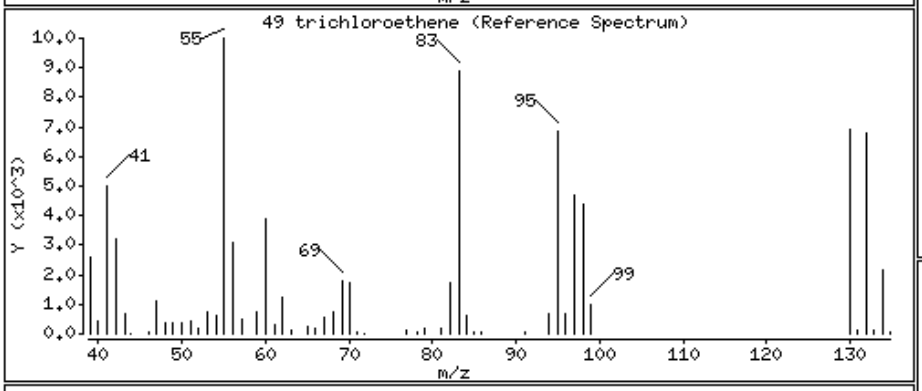

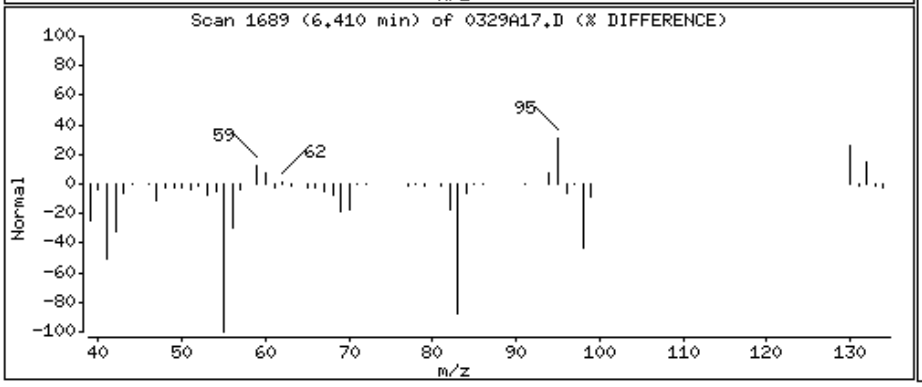

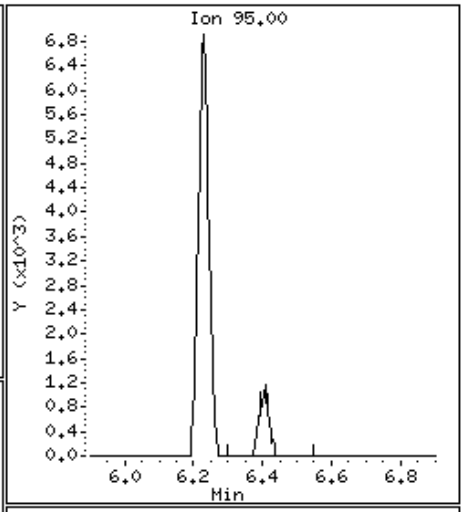

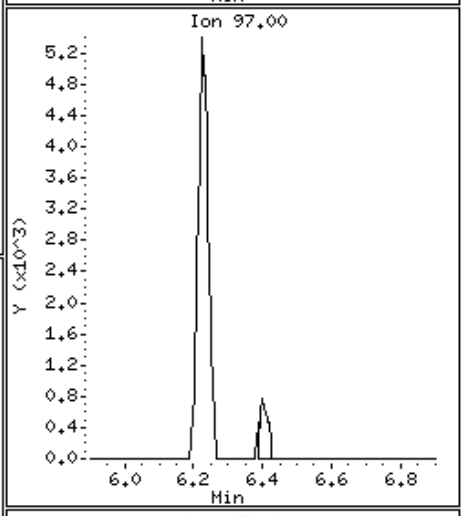

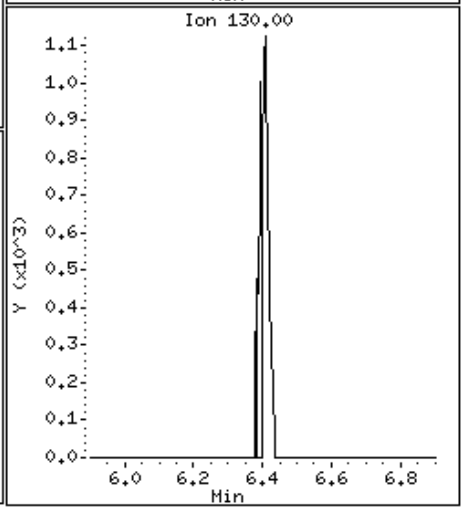

Alpha Analytical Labs

Manual Integration

Sample Info	: l1406036-42,31,10,,a wg678899,ical9333		
Instrument ID	: Voa101.i		
Method	: liq8260C.m		
File	: 0329A17.D		
Injection Date	: 29-MAR-2014 18:46		
Quantitation	: ISTD	Integrator :	HP RTE
Dilution Factor	: 1.00	Sample Type:	SAMPLE

This File has no version history.

//Orgserv2/ff/chem/GCMSVOA/Voa101.i/140329.b/original/0329A17.D

Alpha Analytical Labs

gc/ms voa

Data file : \\Orgserv2\ff\chem\GCMSVOA\Gonzo.i\140329.b\0329A15.D
Lab Smp Id:
Inj Date : 29-MAR-2014 19:12
Operator : PD Inst ID: Gonzo.i
Smp Info : l1406036-11,31,10,,a
Misc Info : wg678895,ical9343
Comment :
Method : \\Orgserv2\ff\chem\GCMSVOA\Gonzo.i\140329.b\v10ml8260.m
Meth Date : 30-Mar-2014 20:50 pduczmalew Quant Type: ISTD
Cal Date : 25-MAR-2014 03:06 Cal File: 0324N12.D
Als bottle: 51
Dil Factor: 1.00000
Integrator: HP RTE Compound Sublist: NJTCL.sub
Target Version: 4.12
Processing Host: VIRTUALXP-76524

Concentration Formula: Amt * DF * CpndVariable
Cpnd Variable Local Compound Variable

	Compounds	QUANT SIG MASS	RT	EXP RT	REL RT	RESPONSE	CONCENTRATIONS ON-COLUMN (ngs)	FINAL (ngs)	REVIEW CODE
1	dichlorodifluoromethane	85	Compound Not Detected.						
2	chloromethane	50	Compound Not Detected.						
3	vinyl chloride	62	Compound Not Detected.						
4	bromomethane	94	Compound Not Detected.						
5	chloroethane	64	Compound Not Detected.						
6	trichlorofluoromethane	101	Compound Not Detected.						
9	Freon 113	101	5.083	5.090	(0.554)	3255	1.70243	1.702(M)	M1
10	acetone	43	5.171	5.178	(0.563)	11121	22.5576	22.557(M)	M2
11	1,1,-dichloroethene	96	Compound Not Detected.						
14	Methyl Acetate	43	Compound Not Detected.						
15	methylene chloride	84	Compound Not Detected.						
16	carbon disulfide	76	Compound Not Detected.						
20	methyl tert butyl ether	73	Compound Not Detected.						
22	trans-1,2-dichloroethene	96	Compound Not Detected.						
24	1,1-dichloroethane	63	Compound Not Detected.						
27	2-butanone	43	7.376	7.376	(0.803)	1948	5.70976	5.709	
30	cis-1,2-dichloroethene	96	Compound Not Detected.						
31	chloroform	83	Compound Not Detected.						
32	bromochloromethane	128	Compound Not Detected.						
$ 34	dibromofluoromethane	113	8.113	8.113	(0.884)	179584	95.7076	95.707	
35	1,1,1-trichloroethane	97	Compound Not Detected.						
36	Cyclohexane	56	Compound Not Detected.						
38	carbontetrachloride	117	Compound Not Detected.						
$ 40	1,2-dichloroethane-d4	65	8.762	8.755	(0.954)	257334	97.4971	97.497	
41	1,2-dichloroethane	62	Compound Not Detected.						
42	benzene	78	Compound Not Detected.						
* 43	fluorobenzene	96	9.181	9.175	(1.000)	763061	100.000		
44	trichloroethene	95	9.716	9.716	(1.058)	4530	2.04138	2.041(Q)	
46	methyl cyclohexane	83	Compound Not Detected.						

	Compounds	QUANT SIG MASS	RT	EXP RT	REL RT	RESPONSE	CONCENTRATIONS ON-COLUMN (ngs)	CONCENTRATIONS FINAL (ngs)	REVIEW CODE
	47 1,2-dichloropropane	63	Compound Not Detected.						
	48 bromodichloromethane	83	Compound Not Detected.						
	49 1,4-dioxane	88	Compound Not Detected.						
	52 4-methyl-2-pentanone	58	Compound Not Detected.						
	53 cis-1,3-dichloropropene	75	Compound Not Detected.						
$	55 toluene-d8	98	11.379	11.379	(0.834)	740027	97.9384	97.938	
	56 toluene	92	Compound Not Detected.						
	58 trans-1,3-dichloropropene	75	Compound Not Detected.						
	59 1,1,2-trichloroethane	83	Compound Not Detected.						
	60 2-hexanone	43	Compound Not Detected.						
	62 tetrachloroethene	166	12.461	12.461	(0.913)	2282	1.17527	1.175	
	63 chlorodibromomethane	129	Compound Not Detected.						
	64 1,2-dibromoethane	107	Compound Not Detected.						
*	65 chlorobenzene-d5	117	13.645	13.645	(1.000)	490692	100.000		
	66 chlorobenzene	112	Compound Not Detected.						
	68 ethyl benzene	91	Compound Not Detected.						
	69 p/m xylene	106	Compound Not Detected.						
	70 o xylene	106	Compound Not Detected.						
	71 styrene	104	Compound Not Detected.						
	72 isopropylbenzene	105	Compound Not Detected.						
	73 bromoform	173	Compound Not Detected.						
	75 1,1,2,2,-tetrachloroethane	83	Compound Not Detected.						
$	76 4-bromofluorobenzene	95	15.538	15.531	(0.890)	297200	106.201	106.200	
	89 1,3-dichlorobenzene	146	Compound Not Detected.						
*	90 1,4-dichlorobenzene-d4	152	17.465	17.465	(1.000)	211775	100.000		
	91 1,4-dichlorobenzene	146	Compound Not Detected.						
	94 1,2-dichlorobenzene	146	Compound Not Detected.						
	96 1,2-dibromo-3-chloropropane	75	Compound Not Detected.						
	98 1,2,4-trichlorobenzene	180	Compound Not Detected.						
	101 1,2,3-trichlorobenzene	180	Compound Not Detected.						

QC Flag Legend

Q - Qualifier signal failed the ratio test.
M - Compound response manually integrated.

Alpha Analytical Labs

gc/ms voa

Data file : \\Orgserv2\ff\chem\GCMSVOA\Gonzo.i\140329.b\0329A15.D
Lab Smp Id:
Inj Date : 29-MAR-2014 19:12
Operator : PD Inst ID: Gonzo.i
Smp Info : l1406036-11,31,10,,a
Misc Info : wg678895,ical9343
Comment :
Method : \\Orgserv2\ff\chem\GCMSVOA\Gonzo.i\140329.b\v10ml8260.m
Meth Date : 30-Mar-2014 20:50 pduczmalew Quant Type: ISTD
Cal Date : 25-MAR-2014 03:06 Cal File: 0324N12.D
Als bottle: 51
Dil Factor: 1.00000
Integrator: HP RTE Compound Sublist: NJTCL.sub
Target Version: 4.12
Processing Host: VIRTUALXP-76524

- NO TENTATIVELY IDENTIFIED COMPOUNDS -

Alpha Analytical Labs

INTERNAL STANDARD COMPOUNDS
AREA AND RT SUMMARY

Instrument ID: Gonzo.i
Lab File ID: 0329A15.D
Lab Smp Id:
Analysis Type: VOA
Quant Type: ISTD
Operator: PD
Method File: \\Orgserv2\ff\chem\GCMSVOA\Gonzo.i\140329.b\v10ml8260.m
Misc Info: wg678895,ical9343

Calibration Date: 29-MAR-2014
Calibration Time: 10:45
Level: LOW
Sample Type: WATER

Test Mode:
Use Last Continuing Calibrator.
If Continuing Cal. use Initial Cal. Level 3

COMPOUND	STANDARD	AREA LIMIT LOWER	AREA LIMIT UPPER	SAMPLE	%DIFF
43 fluorobenzene	854884	427442	1709768	763061	-10.74
65 chlorobenzene-d5	545961	272981	1091922	490692	-10.12
90 1,4-dichlorobenze	248041	124021	496082	211775	-14.62

COMPOUND	STANDARD	RT LIMIT LOWER	RT LIMIT UPPER	SAMPLE	%DIFF
43 fluorobenzene	9.18	8.68	9.68	9.18	0.07
65 chlorobenzene-d5	13.65	13.15	14.15	13.65	0.00
90 1,4-dichlorobenze	17.47	16.97	17.97	17.47	0.00

AREA UPPER LIMIT = +100% of internal standard area.
AREA LOWER LIMIT = - 50% of internal standard area.
RT UPPER LIMIT = + 0.50 minutes of internal standard RT.
RT LOWER LIMIT = - 0.50 minutes of internal standard RT.

Alpha Analytical Labs

RECOVERY REPORT

Client Name: Client SDG: SDGa00267
Sample Matrix: LIQUID Fraction: VOA
Lab Smp Id:
Level: LOW Operator: PD
Data Type: MS DATA SampleType: SAMPLE
SpikeList File: curveall.spk Quant Type: ISTD
Sublist File: NJTCL.sub
Method File: \\Orgserv2\ff\chem\GCMSVOA\Gonzo.i\140329.b\v10ml8260.m
Misc Info: wg678895,ical9343

SURROGATE COMPOUND	AMOUNT ADDED ngs	AMOUNT RECOVERED ngs	% RECOVERED	LIMITS
$ 34 dibromofluorometha	100.000	95.707	95.71	70-130
$ 40 1,2-dichloroethane	100.000	97.497	97.50	70-130
$ 55 toluene-d8	100.000	97.938	97.94	70-130
$ 76 4-bromofluorobenze	100.000	106.200	106.20	70-130

Data File: \\Orgserv2\ff\chem\GCMSVOA\Gonzo.i\140329.b\0329A15.D
Date : 29-MAR-2014 19:12
Client ID:
Sample Info: 11406036-11,31,10,,a
Purge Volume: 10.0
Column phase: Rtx-502.2

Instrument: Gonzo.i
Operator: PD
Column diameter: 0.18

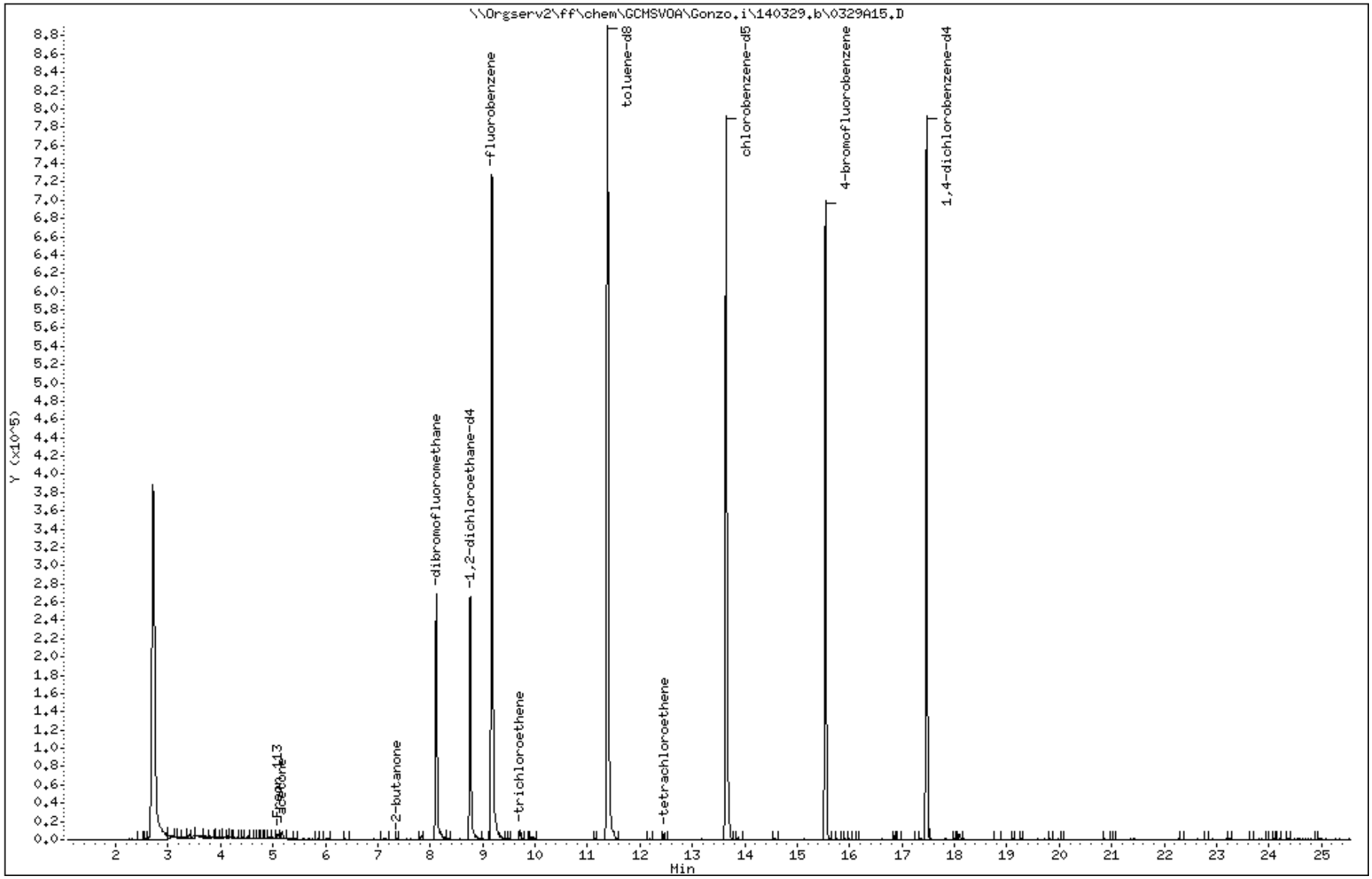

Data File: \\Orgserv2\ff\chem\GCMSVOA\Gonzo.i\140329.b\0329A15.D

Date : 29-MAR-2014 19:12

Client ID:

Instrument: Gonzo.i

Sample Info: l1406036-11,31,10,,a

Purge Volume: 10.0

Operator: PD

Column phase: Rtx-502.2

Column diameter: 0.18

9 Freon 113

Concentration: 1.702 ngs

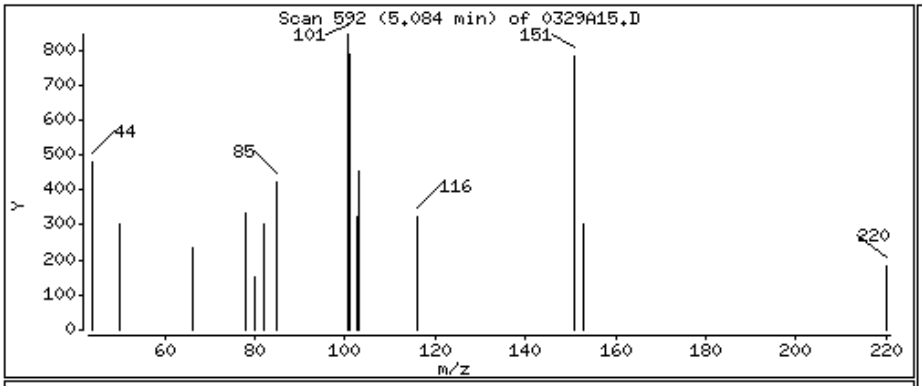

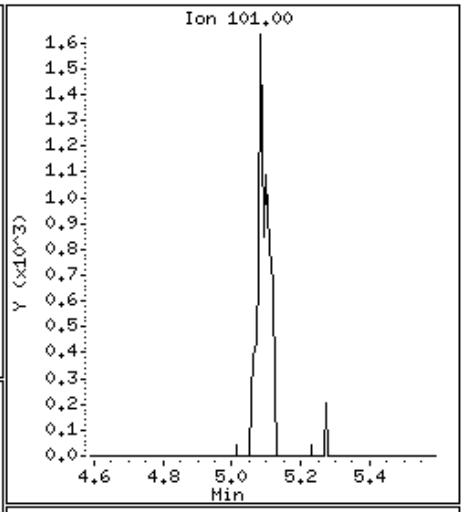

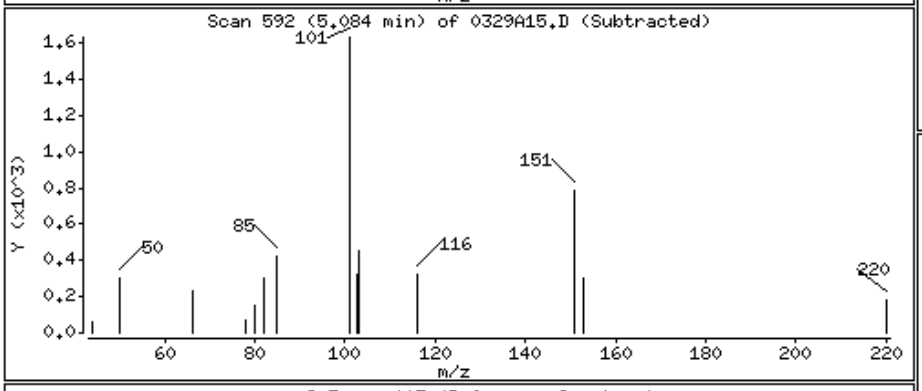

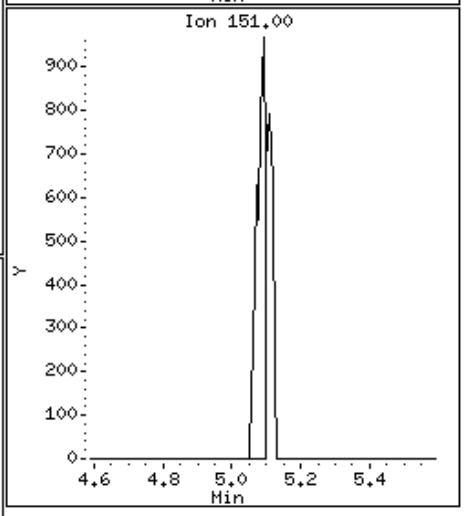

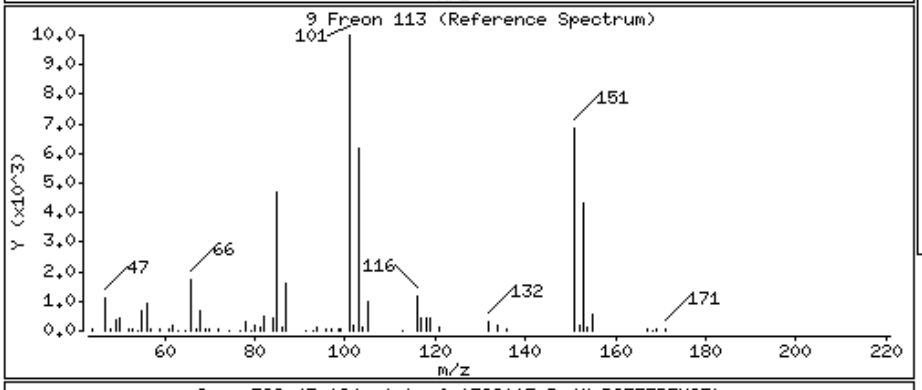

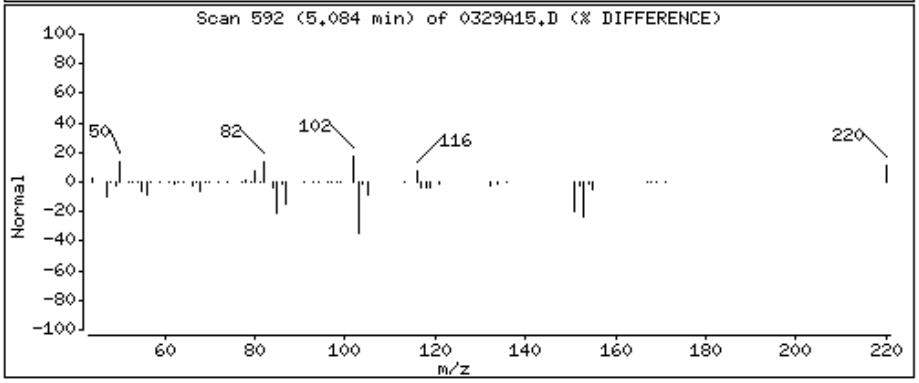

Data File: \\Orgserv2\ff\chem\GCMSVOA\Gonzo.i\140329.b\0329A15.D

Date : 29-MAR-2014 19:12

Client ID:

Instrument: Gonzo.i

Sample Info: l1406036-11,31,10,,a

Purge Volume: 10.0

Operator: PD

Column phase: Rtx-502.2

Column diameter: 0.18

10 acetone

Concentration: 22.557 ngs

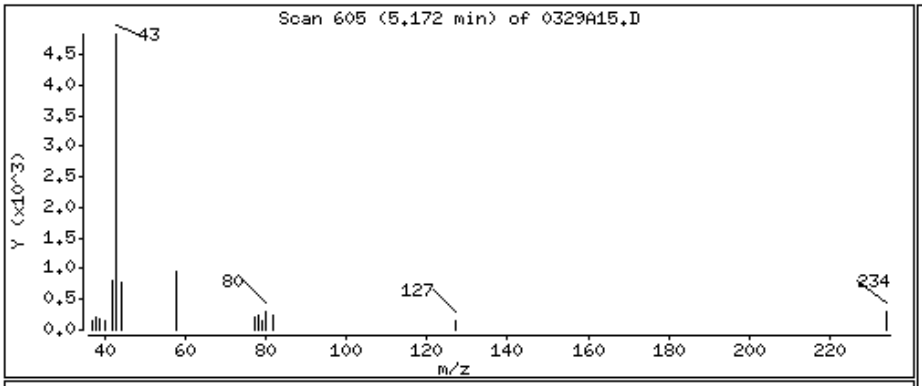

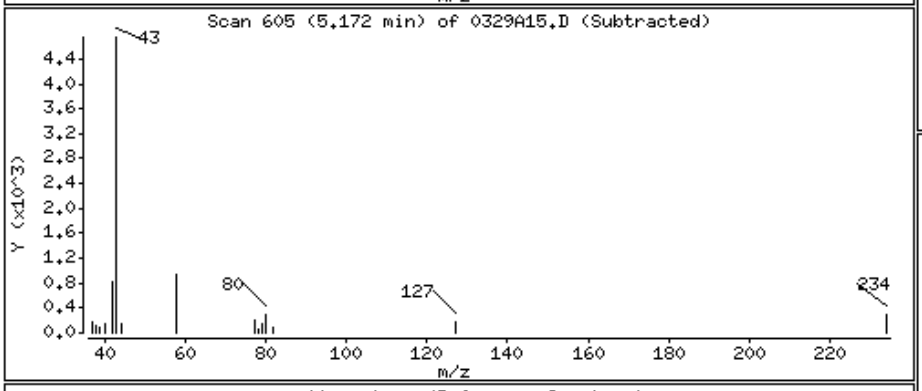

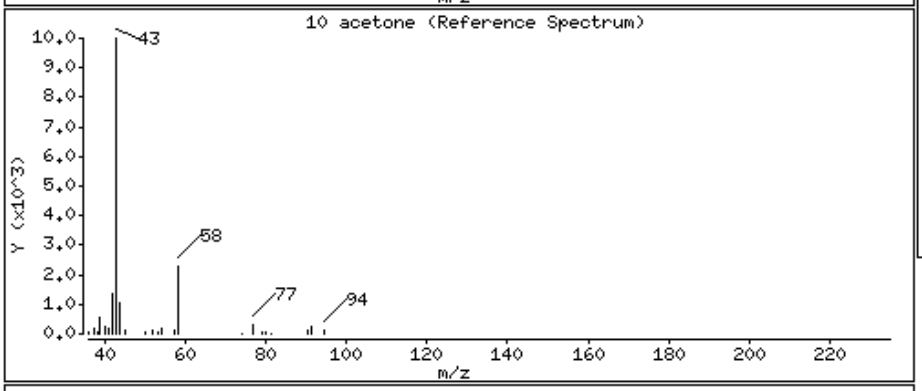

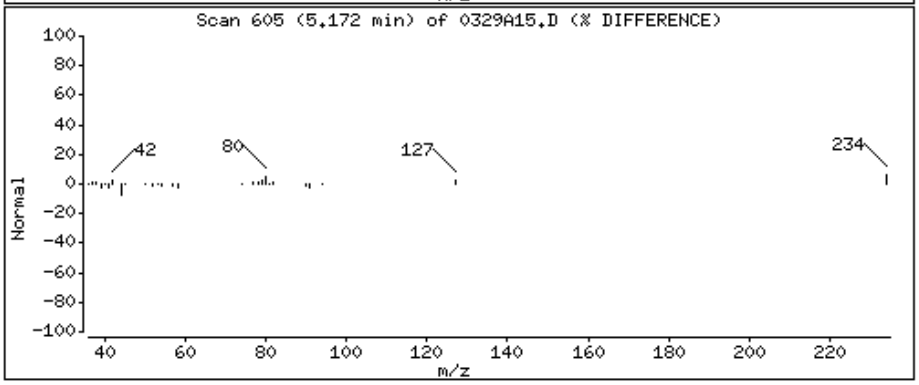

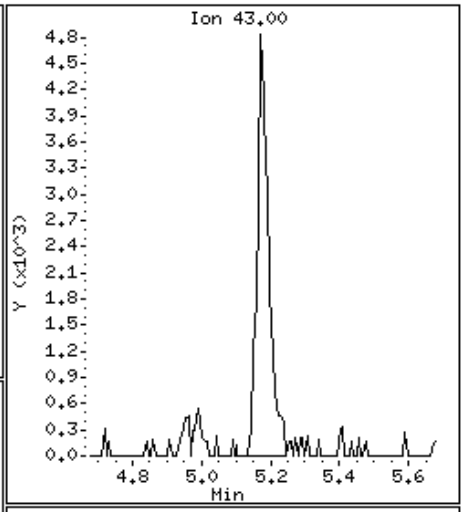

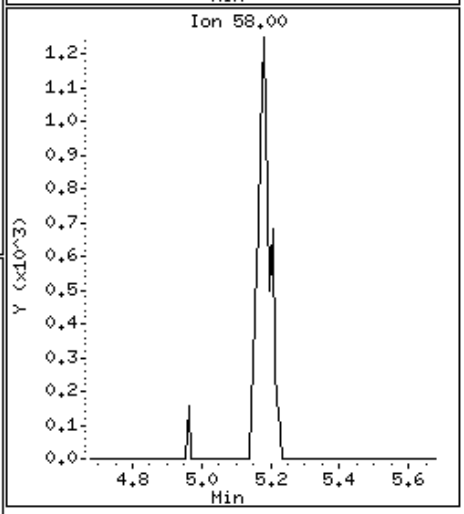

Data File: \\Orgserv2\ff\chem\GCMSVOA\Gonzo.i\140329.b\0329A15.D

Date : 29-MAR-2014 19:12

Client ID:

Instrument: Gonzo.i

Sample Info: 11406036-11,31,10,,a

Purge Volume: 10.0

Operator: PD

Column phase: Rtx-502.2

Column diameter: 0.18

27 2-butanone

Concentration: 5.709 ngs

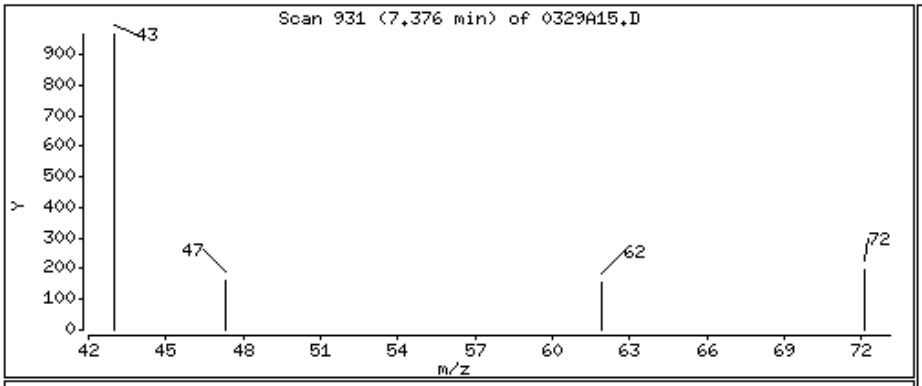

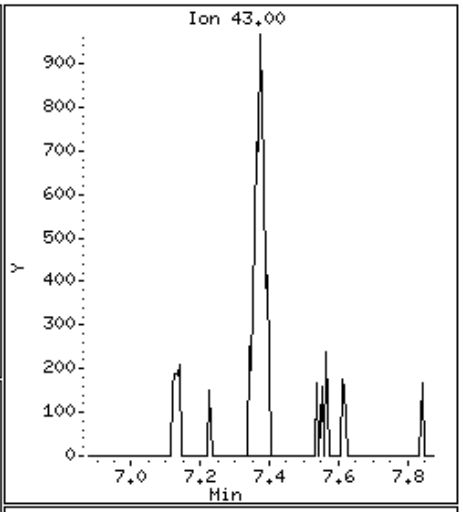

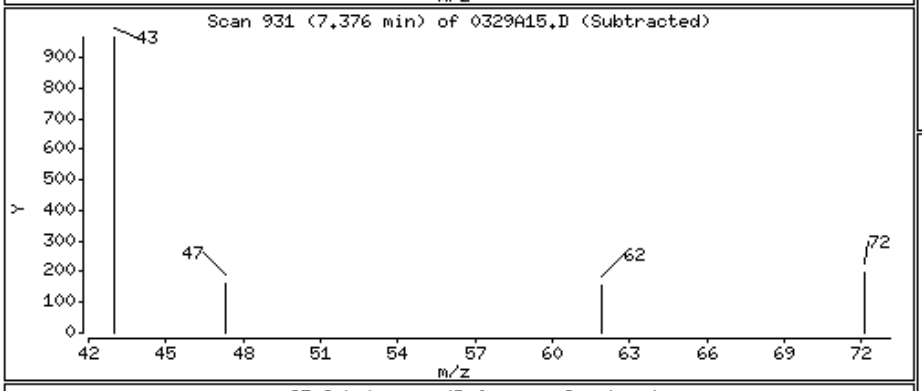

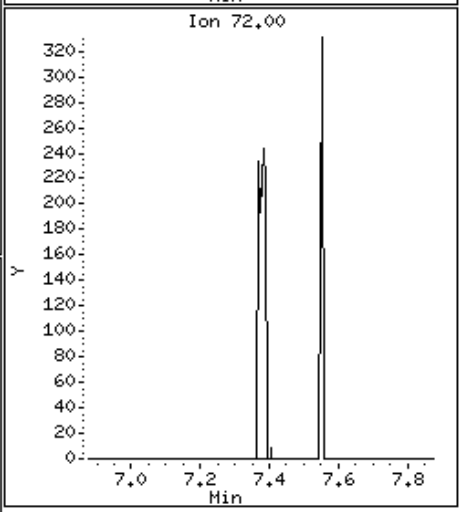

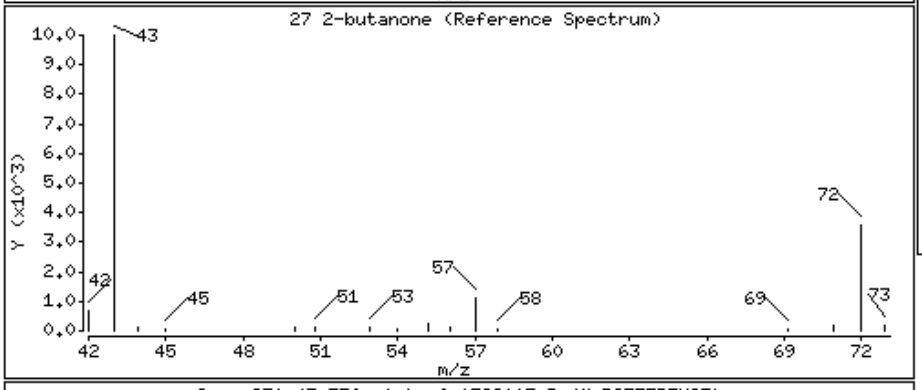

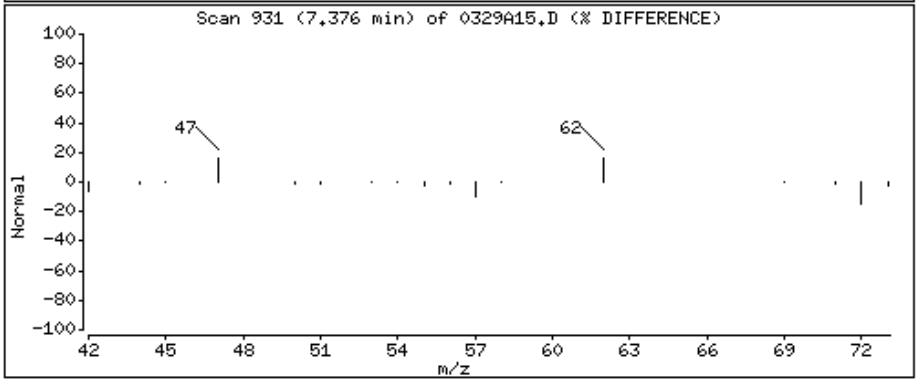

Data File: \\Orgserv2\ff\chem\GCMSVOA\Gonzo.i\140329.b\0329A15.D

Date : 29-MAR-2014 19:12

Client ID:

Instrument: Gonzo.i

Sample Info: l1406036-11,31,10,,a

Purge Volume: 10.0

Operator: PD

Column phase: Rtx-502.2

Column diameter: 0.18

44 trichloroethene

Concentration: 2.041 ngs

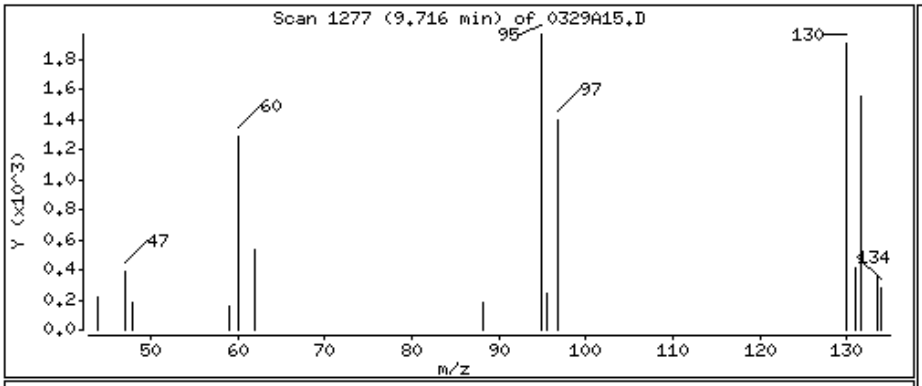

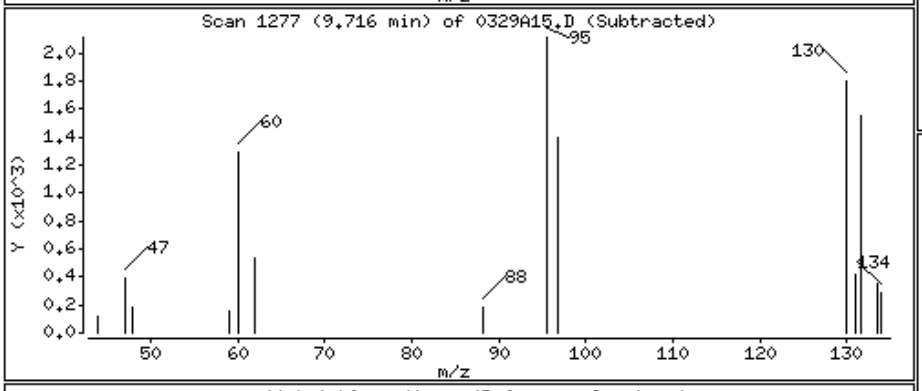

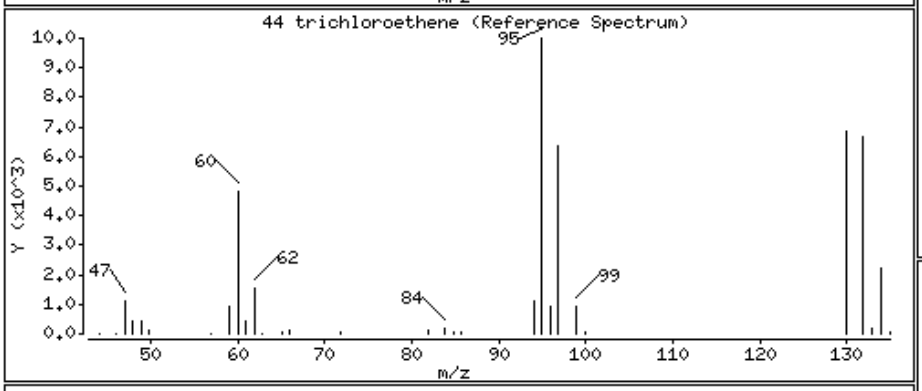

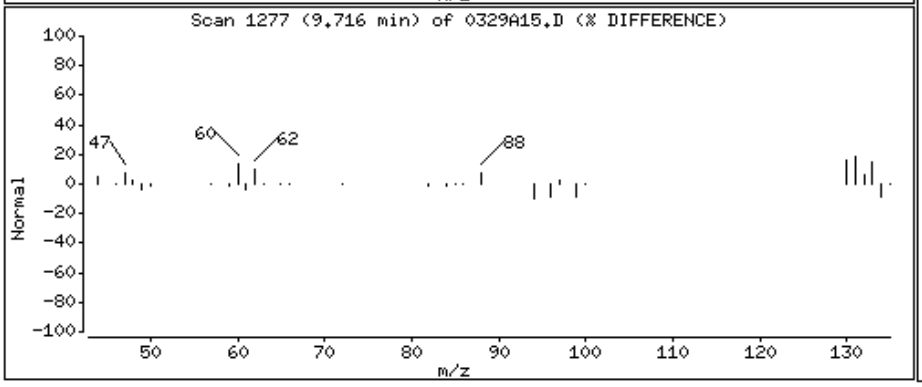

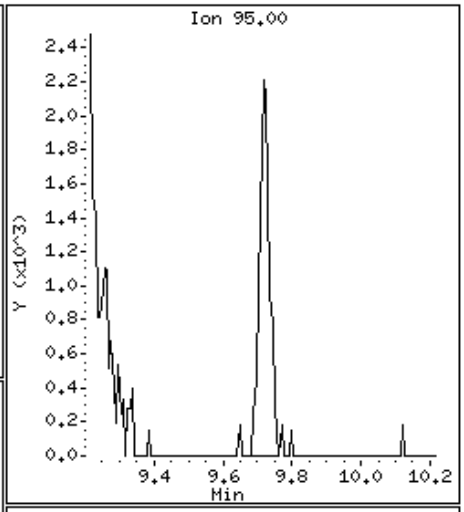

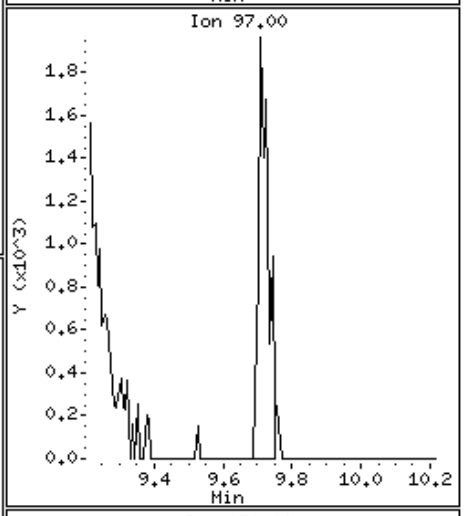

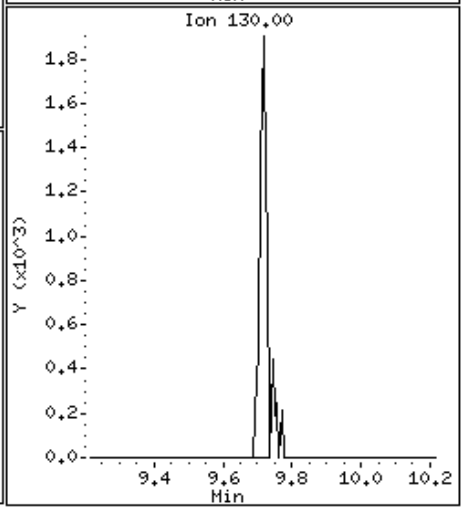

Data File: \\Orgserv2\ff\chem\GCMSVOA\Gonzo.i\140329.b\0329A15.D

Date : 29-MAR-2014 19:12

Client ID:

Instrument: Gonzo.i

Sample Info: l1406036-11,31,10,,a

Purge Volume: 10.0

Operator: PD

Column phase: Rtx-502.2

Column diameter: 0.18

62 tetrachloroethene

Concentration: 1.175 ngs

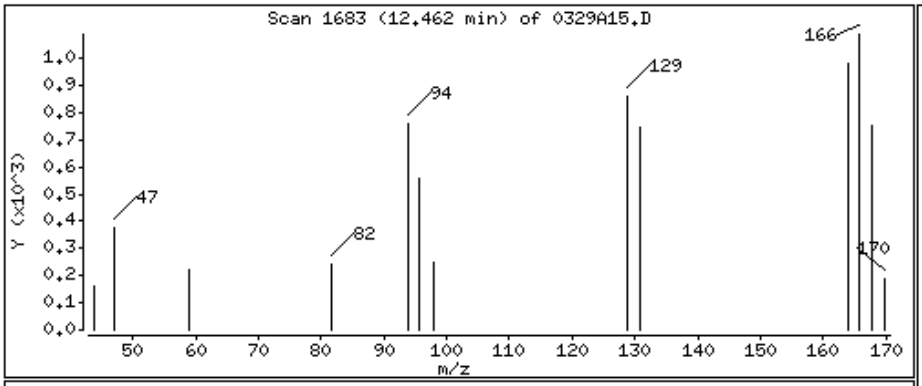

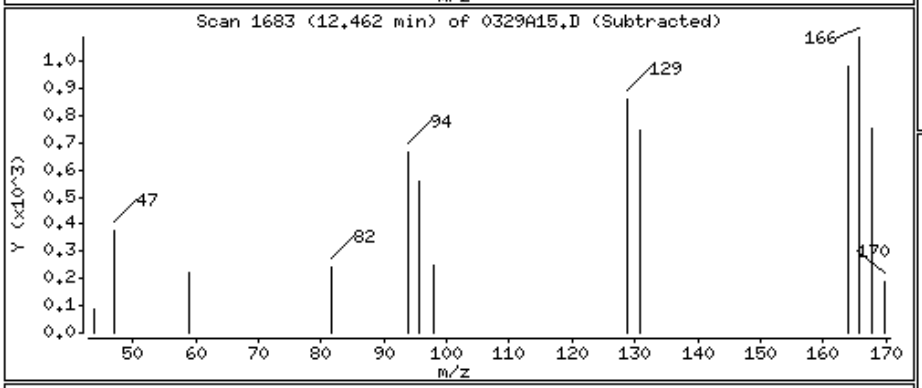

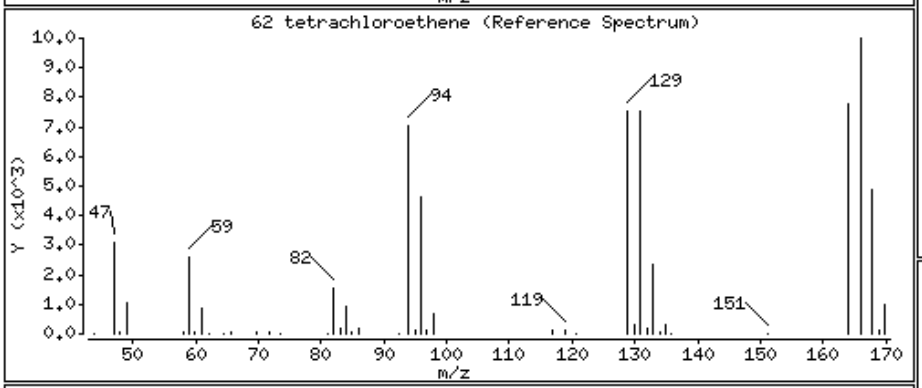

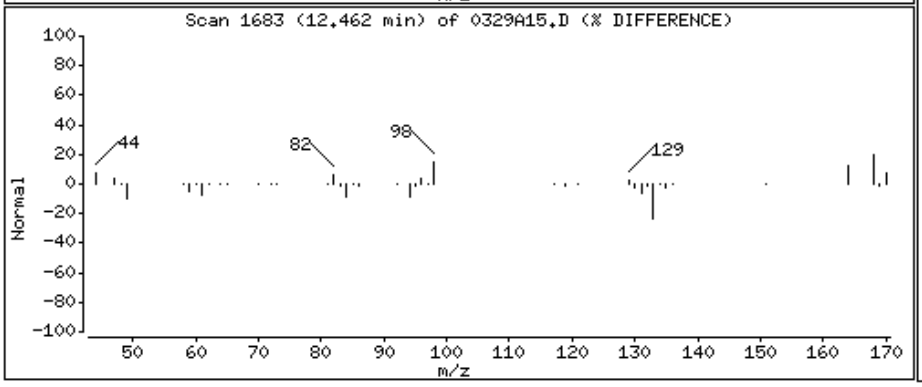

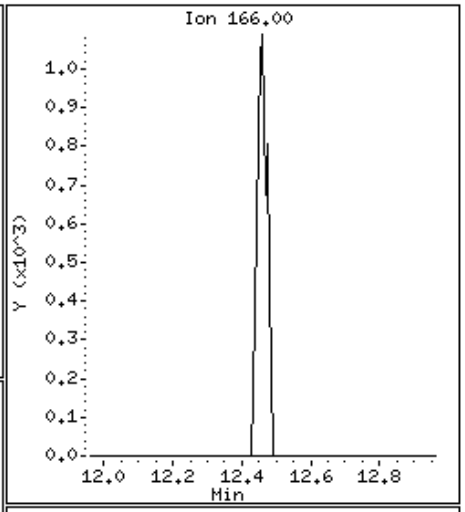

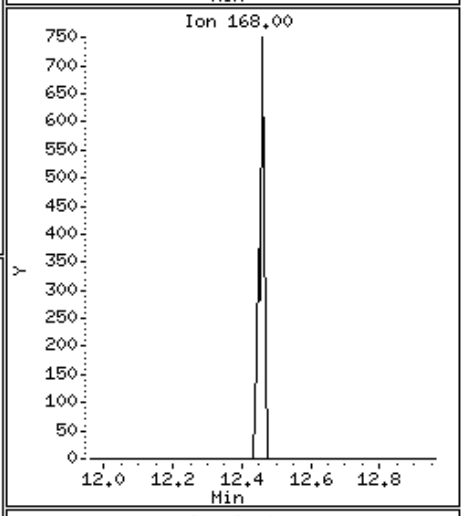

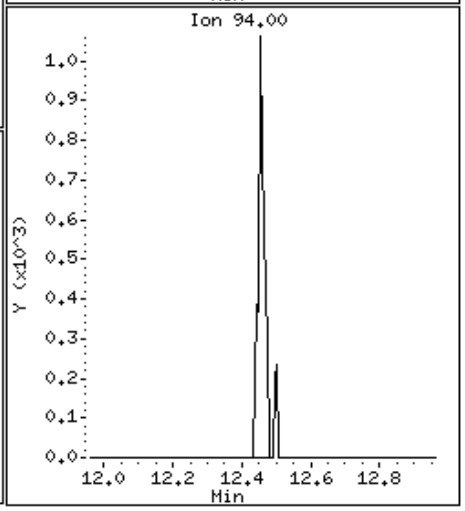

Alpha Analytical Labs

Manual Integration

Sample Info	:	l1406036-11,31,10,,a wg678895,ical9343	
Instrument ID	:	Gonzo.i	
Method	:	v10ml8260.m	
File	:	0329A15.D	
Injection Date	:	29-MAR-2014 19:12	
Quantitation	:	ISTD	Integrator : HP RTE
Dilution Factor	:	1.00	Sample Type: SAMPLE

This File has no version history.

//Orgserv2/ff/chem/GCMSVOA/Gonzo.i/140329.b/original/0329A15.D

Alpha Analytical Labs

gc/ms voa - VOA101

Data file : \\Orgserv2\ff\chem\GCMSVOA\Voa101.i\140329.b\0329A18.D
Lab Smp Id:
Inj Date : 29-MAR-2014 19:14
Operator : PD Inst ID: Voa101.i
Smp Info : l1406036-43,31,10,,a
Misc Info : wg678899,ical9333
Comment :
Method : \\Orgserv2\ff\chem\GCMSVOA\Voa101.i\140329.b\liq8260C.m
Meth Date : 29-Mar-2014 15:20 ppaveglio Quant Type: ISTD
Cal Date : 24-MAR-2014 14:57 Cal File: 0324A12.D
Als bottle: 18
Dil Factor: 1.00000
Integrator: HP RTE Compound Sublist: NJTCL.sub
Target Version: 4.12
Processing Host: VIRTUALXP-76524

Concentration Formula: Amt * DF * CpndVariable
Cpnd Variable Local Compound Variable

			QUANT SIG					CONCENTRATIONS ON-COLUMN	FINAL	
		Compounds	MASS	RT	EXP RT	REL RT	RESPONSE	(ngs)	(ngs)	REVIEW CODE
	1	dichlorodifluoromethane	85	Compound Not Detected.						
	2	chloromethane	50	Compound Not Detected.						
	3	vinyl chloride	62	Compound Not Detected.						
	4	bromomethane	94	Compound Not Detected.						
	5	chloroethane	64	Compound Not Detected.						
	6	trichlorofluoromethane	101	Compound Not Detected.						
	8	1,1,-dichloroethene	96	Compound Not Detected.						
	11	freon-113	101	Compound Not Detected.						
	10	carbon disulfide	76	Compound Not Detected.						
	14	methylene chloride	84	Compound Not Detected.						
	15	acetone	43	3.735	3.735	(0.599)	9130	71.2039	71.203(Q)	
	16	trans-1,2-dichloroethene	96	Compound Not Detected.						
	17	Methyl Acetate	43	Compound Not Detected.						
	18	methyl tert butyl ether	73	Compound Not Detected.						
	22	1,1-dichloroethane	63	Compound Not Detected.						
	27	cis-1,2-dichloroethene	96	Compound Not Detected.						
	29	bromochloromethane	128	Compound Not Detected.						
	30	Cyclohexane	56	Compound Not Detected.						
	31	chloroform	83	5.226	5.223	(0.839)	56753	58.5692	58.569	
	33	carbontetrachloride	117	Compound Not Detected.						
$	36	dibromofluoromethane	113	5.405	5.405	(0.868)	49625	110.065	110.065	
	37	1,1,1-trichloroethane	97	Compound Not Detected.						
	38	2-butanone	43	Compound Not Detected.						
	40	benzene	78	Compound Not Detected.						
$	42	1,2-dichloroethane-d4	65	5.947	5.941	(0.954)	56584	113.192	113.192	
	43	1,2-dichloroethane	62	Compound Not Detected.						
*	45	flourobenzene	96	6.230	6.227	(1.000)	172026	100.000		
	49	trichloroethene	95	Compound Not Detected.						

	Compounds	QUANT SIG MASS	RT	EXP RT	REL RT	RESPONSE	CONCENTRATIONS ON-COLUMN (ngs)	CONCENTRATIONS FINAL (ngs)	REVIEW CODE
	46 methyl cyclohexane	83	Compound Not Detected.						
	52 1,2-dichloropropane	63	Compound Not Detected.						
	53 bromodichloromethane	83	Compound Not Detected.						
	56 1,4-Dioxane	88	Compound Not Detected.						
	58 cis-1,3-dichloropropene	75	Compound Not Detected.						
$	59 toluene-d8	98	7.936	7.933	(0.811)	170342	92.1164	92.116	
	60 toluene	92	Compound Not Detected.						
	62 4-methyl-2-pentanone	58	Compound Not Detected.						
	63 tetrachloroethene	166	Compound Not Detected.						
	64 trans-1,3-dichloropropene	75	Compound Not Detected.						
	68 1,1,2-trichloroethane	83	Compound Not Detected.						
	69 chlorodibromomethane	129	Compound Not Detected.						
	71 1,2-dibromoethane	107	Compound Not Detected.						
	73 2-hexanone	43	Compound Not Detected.						
*	74 chlorobenzene-d5	117	9.789	9.786	(1.000)	137100	100.000		
	75 chlorobenzene	112	Compound Not Detected.						
	76 ethyl benzene	91	Compound Not Detected.						
	78 p/m xylene	106	Compound Not Detected.						
	79 o xylene	106	Compound Not Detected.						
	80 styrene	104	Compound Not Detected.						
	81 bromoform	173	Compound Not Detected.						
	82 isopropylbenzene	105	Compound Not Detected.						
$	83 4-bromofluorobenzene	95	11.251	11.251	(0.904)	62020	99.0855	99.085	
	88 1,1,2,2,-tetrachloroethane	83	Compound Not Detected.						
	99 1,3-dichlorobenzene	146	Compound Not Detected.						
*	100 1,4-dichlorobenzene-d4	152	12.444	12.441	(1.000)	60532	100.000		
	101 1,4-dichlorobenzene	146	Compound Not Detected.						
	104 1,2-dichlorobenzene	146	Compound Not Detected.						
	106 1,2-dibromo-3-chloropropane	75	Compound Not Detected.						
	109 1,2,4-trichlorobenzene	180	Compound Not Detected.						
	111 1,2,3-trichlorobenzene	180	Compound Not Detected.						

QC Flag Legend

Q - Qualifier signal failed the ratio test.

Alpha Analytical Labs

gc/ms voa - VOA101

Data file : \\Orgserv2\ff\chem\GCMSVOA\Voa101.i\140329.b\0329A18.D
Lab Smp Id:
Inj Date : 29-MAR-2014 19:14
Operator : PD Inst ID: Voa101.i
Smp Info : l1406036-43,31,10,,a
Misc Info : wg678899,ical9333
Comment :
Method : \\Orgserv2\ff\chem\GCMSVOA\Voa101.i\140329.b\liq8260C.m
Meth Date : 29-Mar-2014 15:20 ppaveglio Quant Type: ISTD
Cal Date : 24-MAR-2014 14:57 Cal File: 0324A12.D
Als bottle: 18
Dil Factor: 1.00000
Integrator: HP RTE Compound Sublist: NJTCL.sub
Target Version: 4.12
Processing Host: VIRTUALXP-76524

- NO TENTATIVELY IDENTIFIED COMPOUNDS -

Alpha Analytical Labs

INTERNAL STANDARD COMPOUNDS
AREA AND RT SUMMARY

Instrument ID: Voa101.i
Lab File ID: 0329A18.D
Lab Smp Id:
Analysis Type: VOA
Quant Type: ISTD
Operator: PD
Method File: \\Orgserv2\ff\chem\GCMSVOA\Voa101.i\140329.b\liq8260C.m
Misc Info: wg678899,ical9333

Calibration Date: 29-MAR-2014
Calibration Time: 11:27
Level: LOW
Sample Type: WATER

Test Mode:
Use Last Continuing Calibrator.
If Continuing Cal. use Initial Cal. Level 3

		AREA LIMIT			
COMPOUND	STANDARD	LOWER	UPPER	SAMPLE	%DIFF
45 flourobenzene	220923	110462	441846	172026	-22.13
74 chlorobenzene-d5	175802	87901	351604	137100	-22.01
100 1,4-dichlorobenze	84508	42254	169016	60532	-28.37

		RT LIMIT			
COMPOUND	STANDARD	LOWER	UPPER	SAMPLE	%DIFF
45 flourobenzene	6.23	5.73	6.73	6.23	0.05
74 chlorobenzene-d5	9.79	9.29	10.29	9.79	0.03
100 1,4-dichlorobenze	12.44	11.94	12.94	12.44	0.02

AREA UPPER LIMIT = +100% of internal standard area.
AREA LOWER LIMIT = - 50% of internal standard area.
RT UPPER LIMIT = + 0.50 minutes of internal standard RT.
RT LOWER LIMIT = - 0.50 minutes of internal standard RT.

Alpha Analytical Labs

RECOVERY REPORT

Client Name: Client SDG: SDGa00307
Sample Matrix: LIQUID Fraction: VOA
Lab Smp Id:
Level: LOW Operator: PD
Data Type: MS DATA SampleType: SAMPLE
SpikeList File: curveallim.spk Quant Type: ISTD
Sublist File: NJTCL.sub
Method File: \\Orgserv2\ff\chem\GCMSVOA\Voa101.i\140329.b\liq8260C.m
Misc Info: wg678899,ical9333

SURROGATE COMPOUND	AMOUNT ADDED ngs	AMOUNT RECOVERED ngs	% RECOVERED	LIMITS
$ 36 dibromofluorometha	100.000	110.065	110.07	70-130
$ 42 1,2-dichloroethane	100.000	113.192	113.19	70-130
$ 59 toluene-d8	100.000	92.116	92.12	70-130
$ 83 4-bromofluorobenze	100.000	99.085	99.09	70-130

Data File: \\Orgserv2\ff\chem\GCMSVOA\Voa101.i\140329.b\0329A18.D
Date : 29-MAR-2014 19:14
Client ID:
Sample Info: 11406036-43,31,10,,a
Purge Volume: 10.0
Column phase:

Instrument: Voa101.i
Operator: PD
Column diameter: 0.18

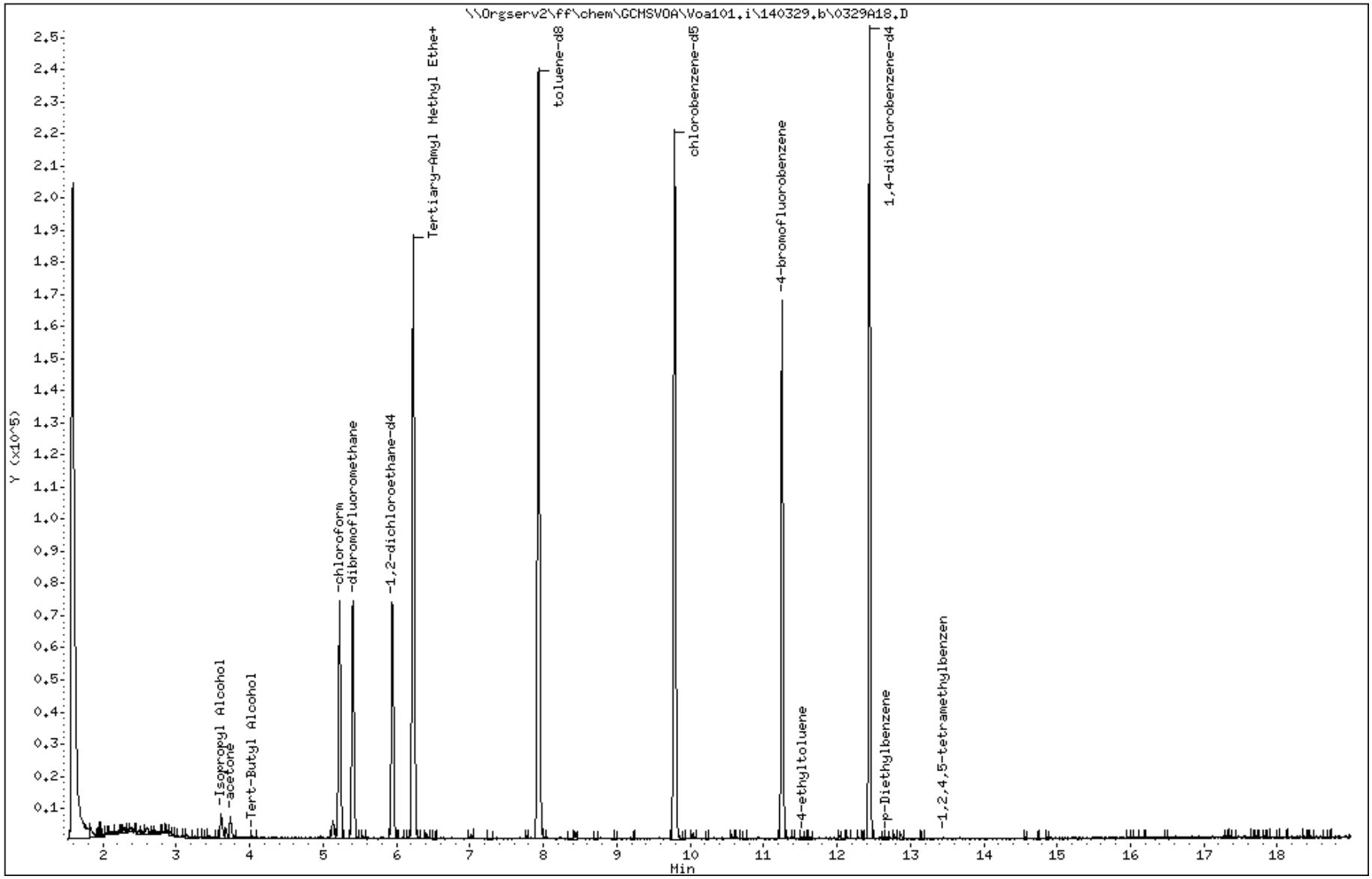

Data File: \\Orgserv2\ff\chem\GCMSVOA\Voa101.i\140329.b\0329A18.D

Date : 29-MAR-2014 19:14

Client ID:

Instrument: Voa101.i

Sample Info: 11406036-43,31,10,,a

Purge Volume: 10.0

Operator: PD

Column phase:

Column diameter: 0.18

15 acetone

Concentration: 71.203 ngs

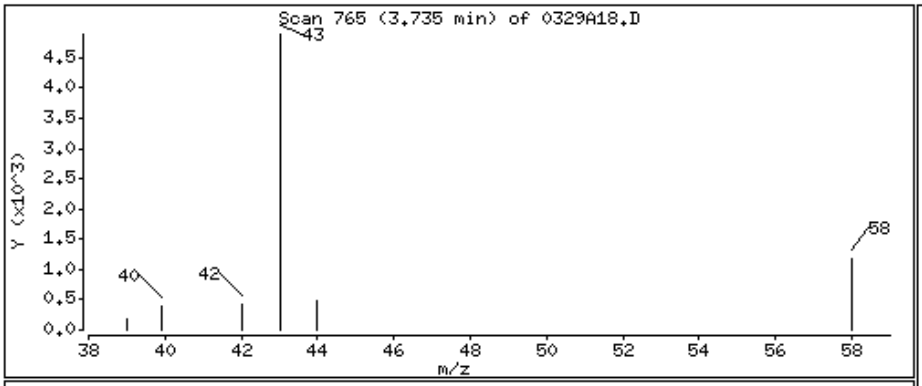

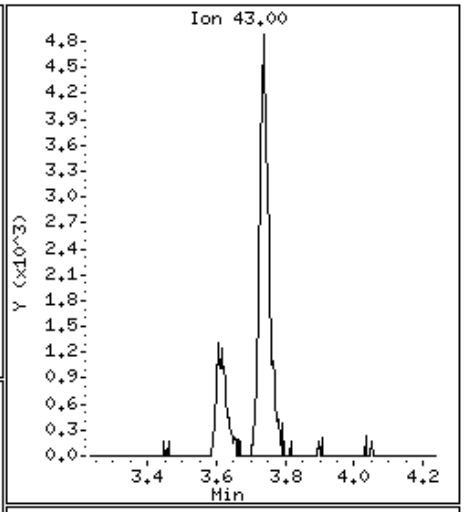

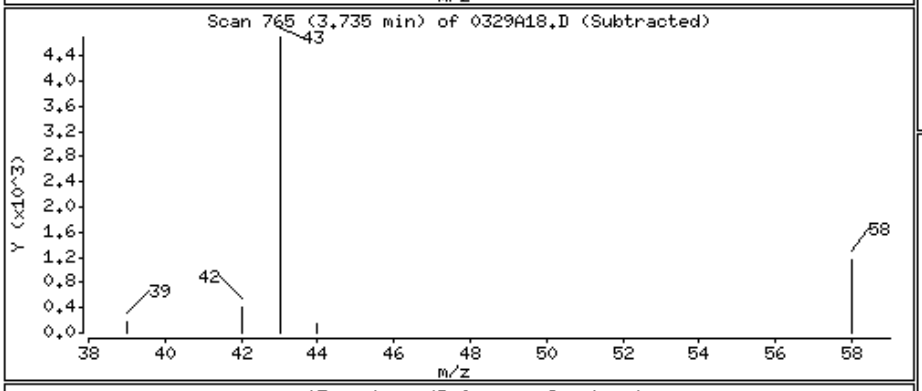

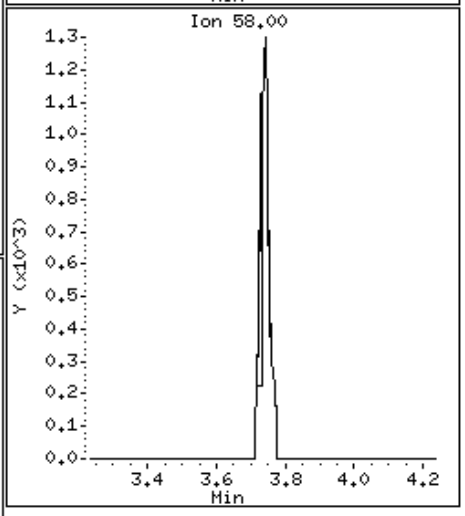

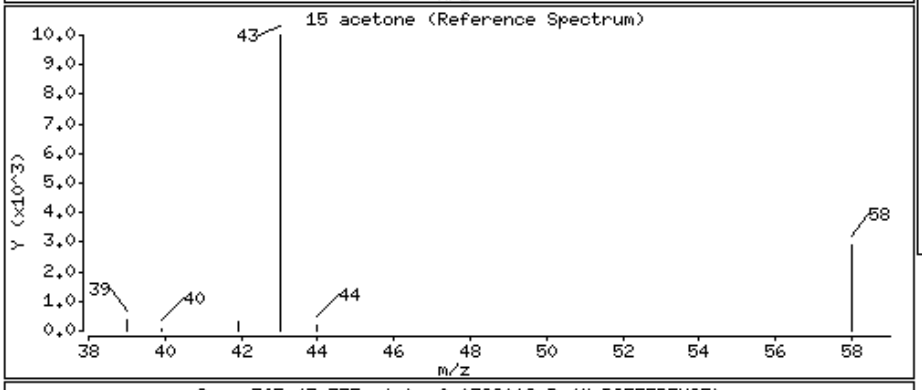

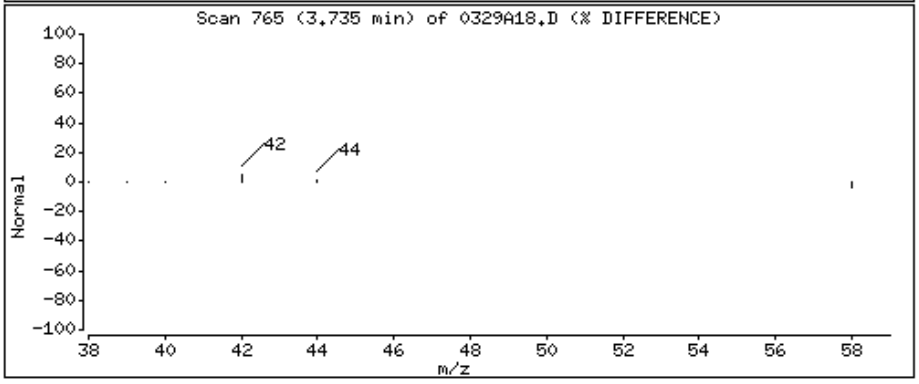

Data File: \\Orgserv2\ff\chem\GCMSVOA\Voa101.i\140329.b\0329A18.D

Date : 29-MAR-2014 19:14

Client ID:

Instrument: Voa101.i

Sample Info: 11406036-43,31,10,,a

Purge Volume: 10.0

Operator: PD

Column phase:

Column diameter: 0.18

31 chloroform

Concentration: 58.569 ngs

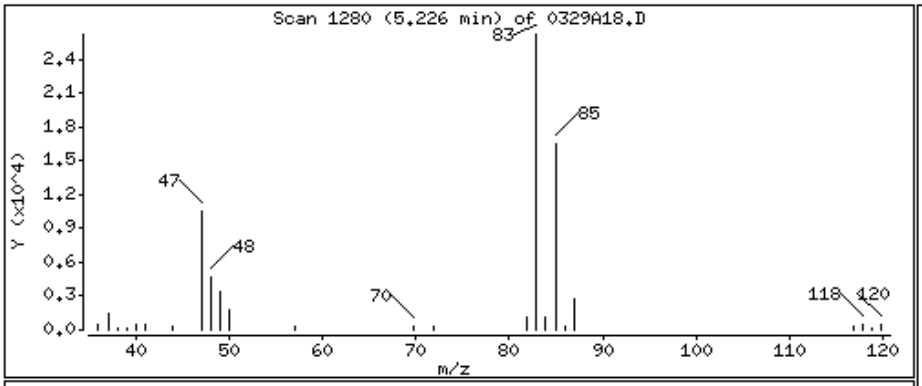

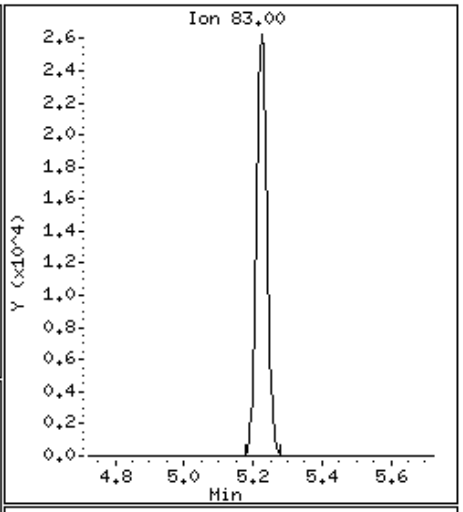

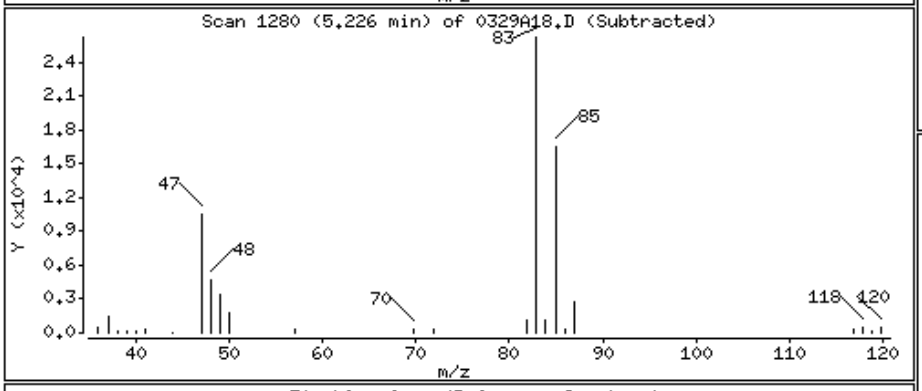

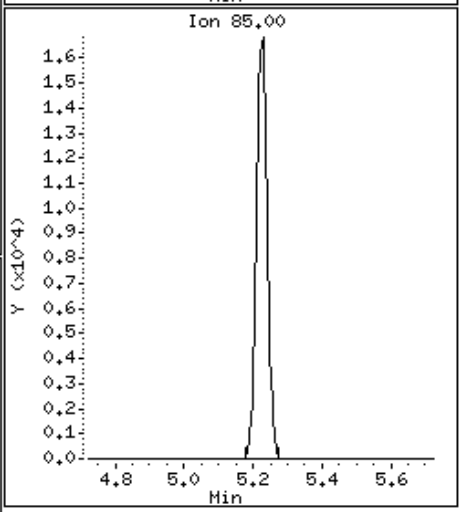

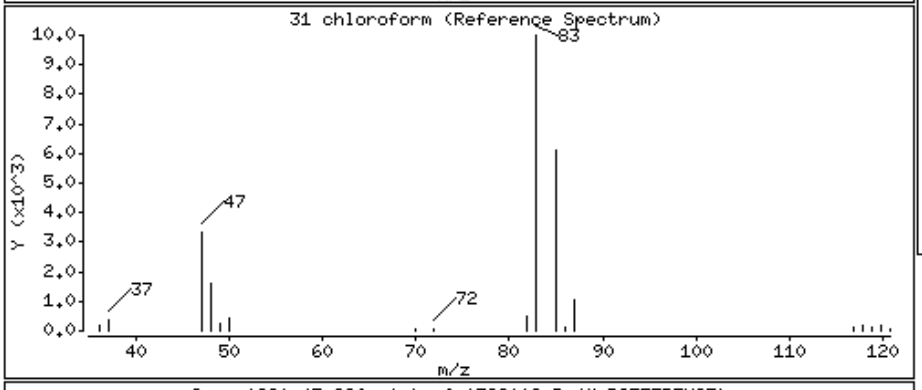

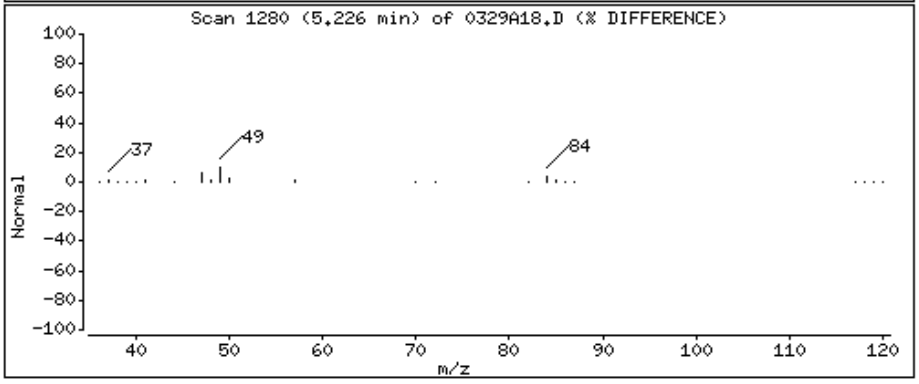

Alpha Analytical Labs

Manual Integration

Sample Info	: l1406036-43,31,10,,a wg678899,ical9333		
Instrument ID	: Voa101.i		
Method	: liq8260C.m		
File	: 0329A18.D		
Injection Date	: 29-MAR-2014 19:14		
Quantitation	: ISTD	Integrator :	HP RTE
Dilution Factor	: 1.00	Sample Type:	SAMPLE

This File has no version history.

//Orgserv2/ff/chem/GCMSVOA/Voa101.i/140329.b/original/0329A18.D

Alpha Analytical Labs

gc/ms voa - Elaine

Data file : \\Orgserv2\ff\chem\GCMSVOA\Elaine.i\140329.b\0329A16.D
Lab Smp Id:
Inj Date : 29-MAR-2014 19:21
Operator : PD Inst ID: Elaine.i
Smp Info : l1406036-26,31,10,,a
Misc Info : wg678962,ical9341
Comment :
Method : \\Orgserv2\ff\chem\GCMSVOA\Elaine.i\140329.b\liq8260C.m
Meth Date : 30-Mar-2014 21:28 pduczmalew Quant Type: ISTD
Cal Date : 24-MAR-2014 23:22 Cal File: 0324A06.D
Als bottle: 1
Dil Factor: 1.00000
Integrator: HP RTE Compound Sublist: NJTCL.sub
Target Version: 4.12
Processing Host: VIRTUALXP-76524

Concentration Formula: Amt * DF * CpndVariable
Cpnd Variable Local Compound Variable

	Compounds	QUANT SIG MASS	RT	EXP RT	REL RT	RESPONSE	CONCENTRATIONS ON-COLUMN (ngs)	FINAL (ngs)	REVIEW CODE
	1 dichlorodifluoromethane	85	Compound Not Detected.						
	2 chloromethane	50	Compound Not Detected.						
	3 vinyl chloride	62	Compound Not Detected.						
	4 bromomethane	94	Compound Not Detected.						
	5 chloroethane	64	Compound Not Detected.						
	6 trichlorofluoromethane	101	Compound Not Detected.						
	9 freon-113	101	Compound Not Detected.						
	10 acetone	43	4.377	4.377	(0.485)	3450	42.3830	42.383	
	11 1,1,-dichloroethene	96	Compound Not Detected.						
	13 Methyl Acetate	43	Compound Not Detected.						
	14 methylene chloride	84	Compound Not Detected.						
	15 carbon disulfide	76	Compound Not Detected.						
	17 methyl tert butyl ether	73	Compound Not Detected.						
	19 trans-1,2-dichloroethene	96	Compound Not Detected.						
	23 1,1-dichloroethane	63	6.319	6.329	(0.700)	11657	16.3602	16.360	
	26 2-butanone	43	Compound Not Detected.						
	29 cis-1,2-dichloroethene	96	7.227	7.226	(0.800)	32099	78.6750	78.675	
	30 chloroform	83	7.469	7.469	(0.827)	19451	28.5214	28.521	
	31 bromochloromethane	128	Compound Not Detected.						
$	34 dibromofluoromethane	113	7.786	7.786	(0.862)	33316	96.7346	96.734	
	36 1,1,1-trichloroethane	97	Compound Not Detected.						
	37 Cyclohexane	56	Compound Not Detected.						
	39 carbontetrachloride	117	Compound Not Detected.						
$	41 1,2-dichloroethane-d4	65	8.535	8.535	(0.945)	41060	99.1978	99.197	
	42 1,2-dichloroethane	62	Compound Not Detected.						
	43 benzene	78	Compound Not Detected.						
*	45 flourobenzene	96	9.031	9.031	(1.000)	148898	100.000		
	47 trichloroethene	95	9.654	9.654	(1.069)	9681	24.3022	24.302	
	48 methyl cyclohexane	83	Compound Not Detected.						

	Compounds	QUANT SIG MASS	RT	EXP RT	REL RT	RESPONSE	CONCENTRATIONS ON-COLUMN (ngs)	CONCENTRATIONS FINAL (ngs)	REVIEW CODE
	49 1,2-dichloropropane	63	Compound Not Detected.						
	50 bromodichloromethane	83	Compound Not Detected.						
	51 1,4-Dioxane	88	Compound Not Detected.						
	54 4-methyl-2-pentanone	58	Compound Not Detected.						
	57 cis-1,3-dichloropropene	75	Compound Not Detected.						
$	58 toluene-d8	98	11.553	11.564	(0.820)	167040	99.9802	99.980	
	59 toluene	92	Compound Not Detected.						
	62 trans-1,3-dichloropropene	75	Compound Not Detected.						
	64 2-hexanone	43	Compound Not Detected.						
	63 1,1,2-trichloroethane	83	Compound Not Detected.						
	66 tetrachloroethene	166	12.778	12.777	(0.907)	2556	6.75536	6.755	
	67 chlorodibromomethane	129	Compound Not Detected.						
	68 1,2-dibromoethane	107	Compound Not Detected.						
*	69 chlorobenzene-d5	117	14.086	14.086	(1.000)	131999	100.000		
	70 chlorobenzene	112	Compound Not Detected.						
	72 ethyl benzene	91	Compound Not Detected.						
	73 p/m xylene	106	Compound Not Detected.						
	74 o xylene	106	Compound Not Detected.						
	75 styrene	104	Compound Not Detected.						
	76 isopropylbenzene	105	Compound Not Detected.						
	77 bromoform	173	Compound Not Detected.						
	79 1,1,2,2,-tetrachloroethane	83	Compound Not Detected.						
$	80 4-bromofluorobenzene	95	16.218	16.218	(0.883)	75580	99.3735	99.373	
	93 1,3-dichlorobenzene	146	Compound Not Detected.						
*	94 1,4-dichlorobenzene-d4	152	18.360	18.360	(1.000)	62098	100.000		
	95 1,4-dichlorobenzene	146	Compound Not Detected.						
	98 1,2-dichlorobenzene	146	Compound Not Detected.						
	100 1,2-dibromo-3-chloropropane	75	Compound Not Detected.						
	102 1,2,4-trichlorobenzene	180	Compound Not Detected.						
	105 1,2,3-trichlorobenzene	180	Compound Not Detected.						

Alpha Analytical Labs

gc/ms voa - Elaine

Data file : \\Orgserv2\ff\chem\GCMSVOA\Elaine.i\140329.b\0329A16.D
Lab Smp Id:
Inj Date : 29-MAR-2014 19:21
Operator : PD Inst ID: Elaine.i
Smp Info : l1406036-26,31,10,,a
Misc Info : wg678962,ical9341
Comment :
Method : \\Orgserv2\ff\chem\GCMSVOA\Elaine.i\140329.b\liq8260C.m
Meth Date : 30-Mar-2014 21:28 pduczmalew Quant Type: ISTD
Cal Date : 24-MAR-2014 23:22 Cal File: 0324A06.D
Als bottle: 1
Dil Factor: 1.00000
Integrator: HP RTE Compound Sublist: NJTCL.sub
Target Version: 4.12
Processing Host: VIRTUALXP-76524

- NO TENTATIVELY IDENTIFIED COMPOUNDS -

Alpha Analytical Labs

INTERNAL STANDARD COMPOUNDS
AREA AND RT SUMMARY

Instrument ID: Elaine.i
Lab File ID: 0329A16.D
Lab Smp Id:
Analysis Type: VOA
Quant Type: ISTD
Operator: PD
Method File: \\Orgserv2\ff\chem\GCMSVOA\Elaine.i\140329.b\liq8260C.m
Misc Info: wg678962,ical9341

Calibration Date: 29-MAR-2014
Calibration Time: 11:14
Level: LOW
Sample Type: WATER

Test Mode:
Use Last Continuing Calibrator.
If Continuing Cal. use Initial Cal. Level 3

		AREA LIMIT			
COMPOUND	STANDARD	LOWER	UPPER	SAMPLE	%DIFF
45 flourobenzene	216817	108409	433634	148898	-31.33
69 chlorobenzene-d5	183807	91904	367614	131999	-28.19
94 1,4-dichlorobenze	94614	47307	189228	62098	-34.37

		RT LIMIT			
COMPOUND	STANDARD	LOWER	UPPER	SAMPLE	%DIFF
45 flourobenzene	9.03	8.53	9.53	9.03	0.00
69 chlorobenzene-d5	14.09	13.59	14.59	14.09	0.00
94 1,4-dichlorobenze	18.36	17.86	18.86	18.36	0.00

AREA UPPER LIMIT = +100% of internal standard area.
AREA LOWER LIMIT = - 50% of internal standard area.
RT UPPER LIMIT = + 0.50 minutes of internal standard RT.
RT LOWER LIMIT = - 0.50 minutes of internal standard RT.

Alpha Analytical Labs

RECOVERY REPORT

Client Name: Client SDG: SDGa00307
Sample Matrix: LIQUID Fraction: VOA
Lab Smp Id:
Level: LOW Operator: PD
Data Type: MS DATA SampleType: SAMPLE
SpikeList File: curveall.spk Quant Type: ISTD
Sublist File: NJTCL.sub
Method File: \\Orgserv2\ff\chem\GCMSVOA\Elaine.i\140329.b\liq8260C.m
Misc Info: wg678962,ical9341

SURROGATE COMPOUND	AMOUNT ADDED ngs	AMOUNT RECOVERED ngs	% RECOVERED	LIMITS
$ 34 dibromofluorometha	100.000	96.734	96.73	70-130
$ 41 1,2-dichloroethane	100.000	99.197	99.20	70-130
$ 58 toluene-d8	100.000	99.980	99.98	70-130
$ 80 4-bromofluorobenze	100.000	99.373	99.37	70-130

Data File: \\Orgserv2\ff\chem\GCMSVOA\Elaine.i\140329.b\0329A16.D
Date : 29-MAR-2014 19:21
Client ID:
Sample Info: 11406036-26,31,10,,a
Purge Volume: 10.0
Column phase:

Instrument: Elaine.i
Operator: PD
Column diameter: 0.18

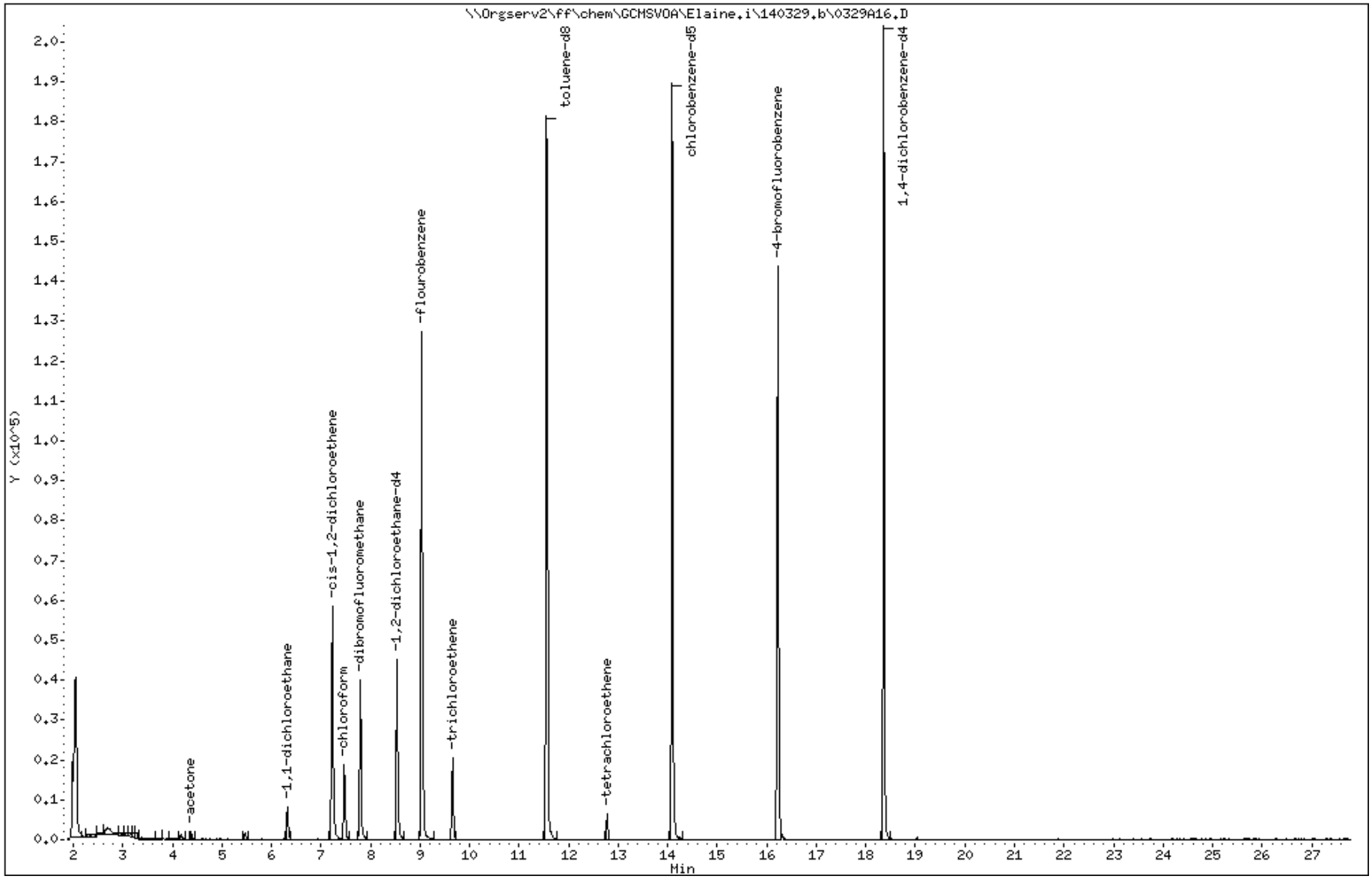

Data File: \\Orgserv2\ff\chem\GCMSVOA\Elaine.i\140329.b\0329A16.D

Date : 29-MAR-2014 19:21

Client ID:

Instrument: Elaine.i

Sample Info: 11406036-26,31,10,,a

Purge Volume: 10.0

Operator: PD

Column phase:

Column diameter: 0.18

10 acetone

Concentration: 42.383 ngs

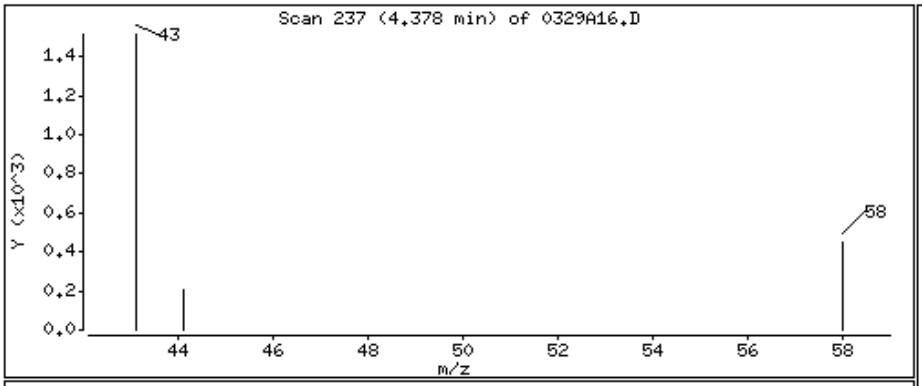

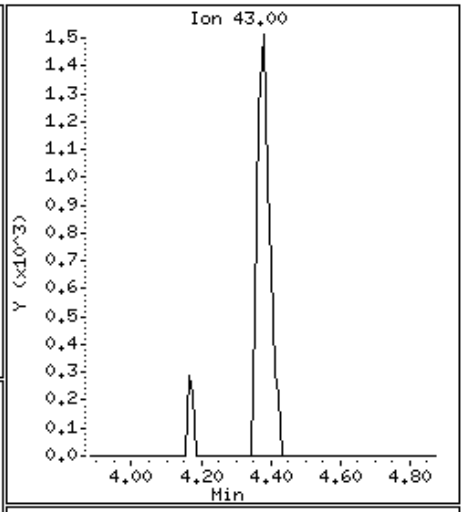

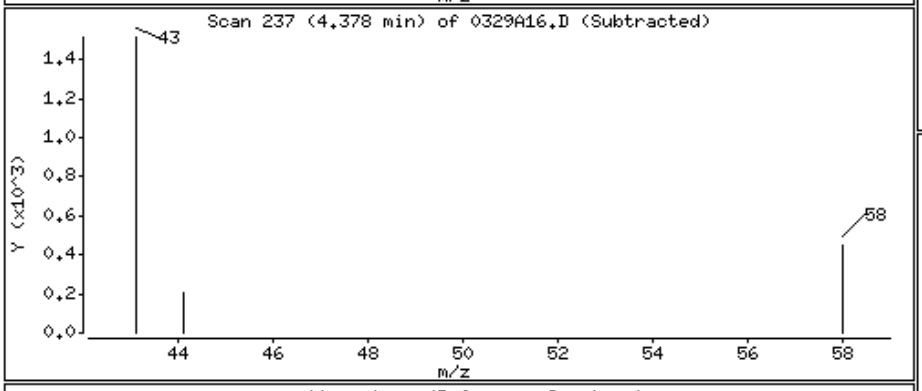

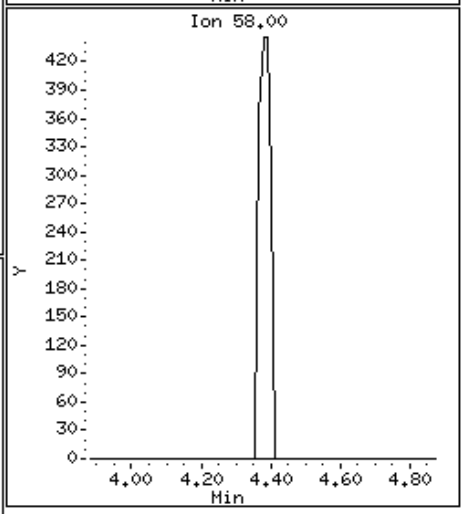

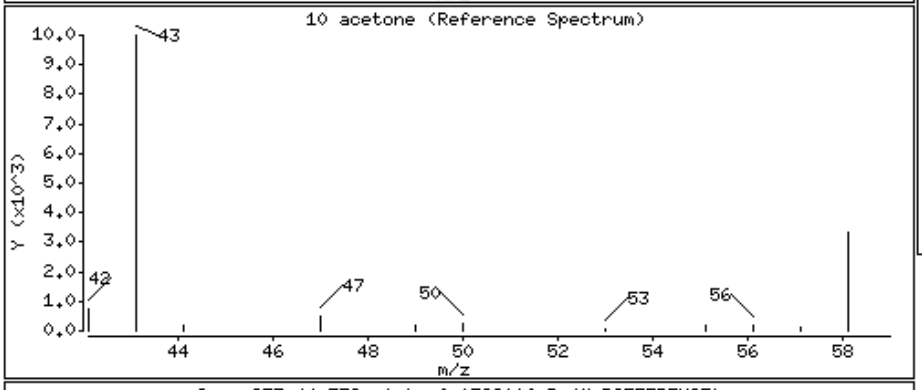

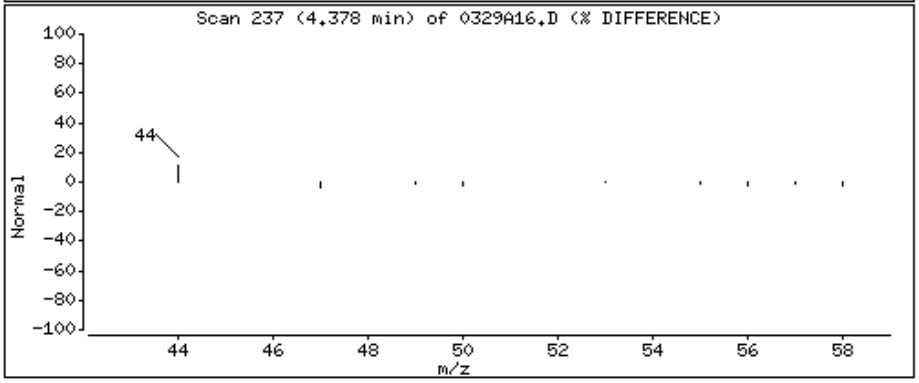

Data File: \\Orgserv2\ff\chem\GCMSVOA\Elaine.i\140329.b\0329A16.D

Date : 29-MAR-2014 19:21

Client ID:

Instrument: Elaine.i

Sample Info: 11406036-26,31,10,,a

Purge Volume: 10.0

Operator: PD

Column phase:

Column diameter: 0.18

23 1,1-dichloroethane

Concentration: 16.360 ngs

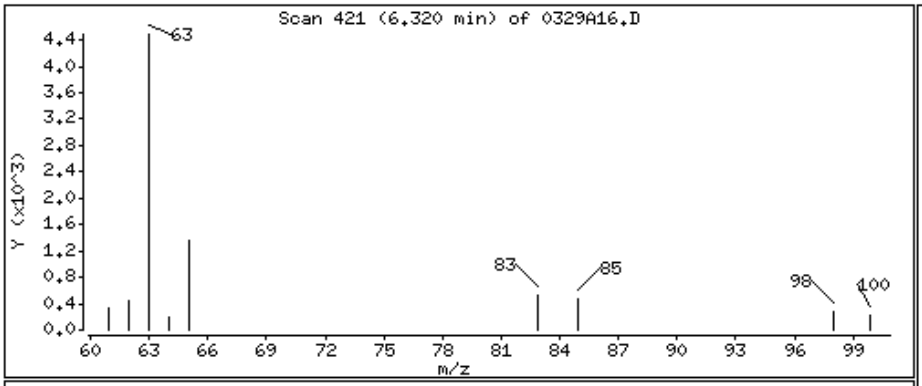

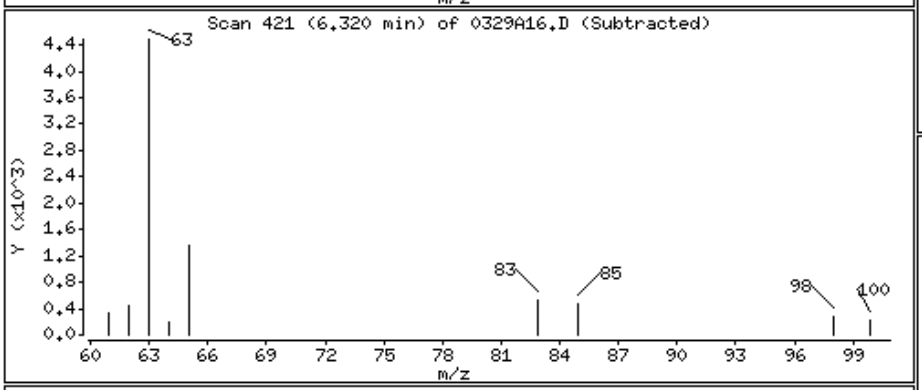

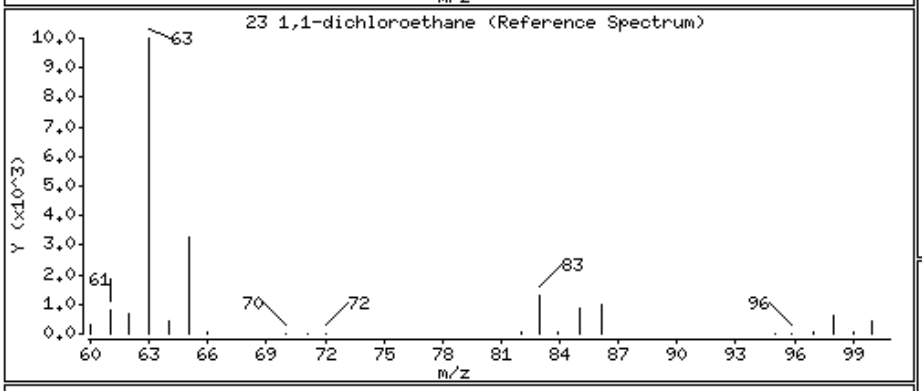

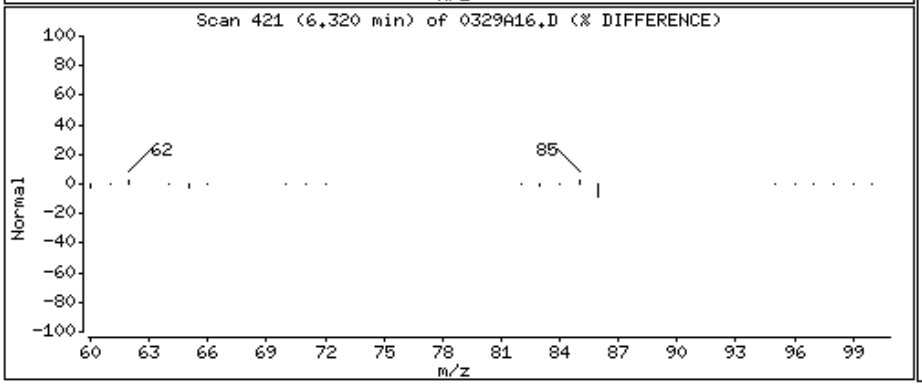

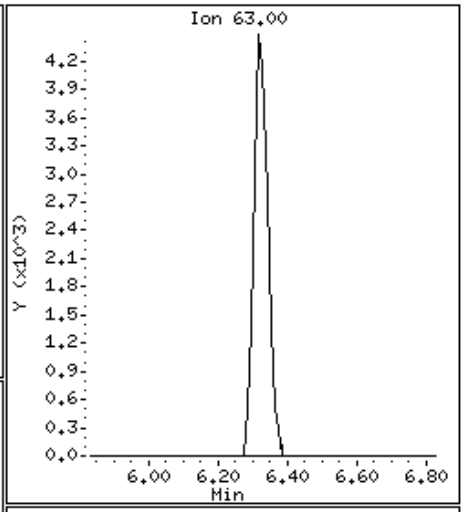

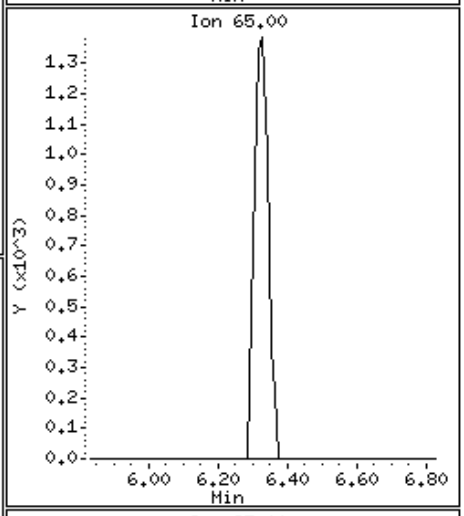

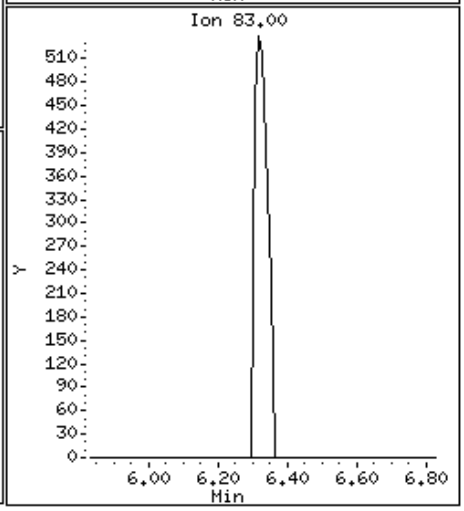

Data File: \\Orgserv2\ff\chem\GCMSVOA\Elaine.i\140329.b\0329A16.D

Date : 29-MAR-2014 19:21

Client ID:

Instrument: Elaine.i

Sample Info: 11406036-26,31,10,,a

Purge Volume: 10.0

Operator: PD

Column phase:

Column diameter: 0.18

29 cis-1,2-dichloroethene

Concentration: 78.675 ngs

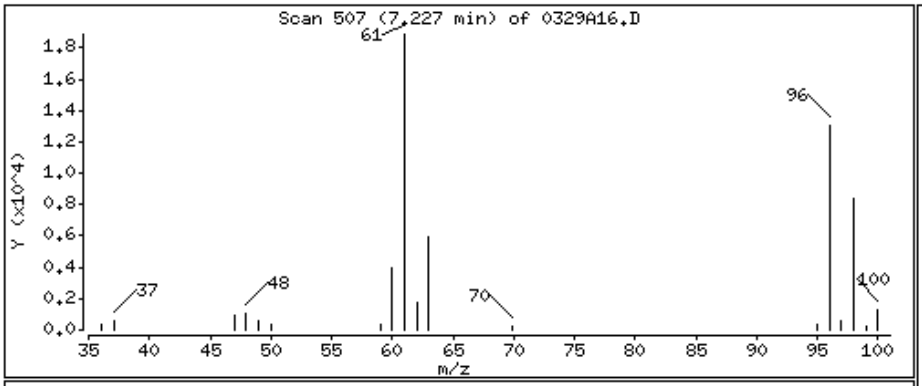

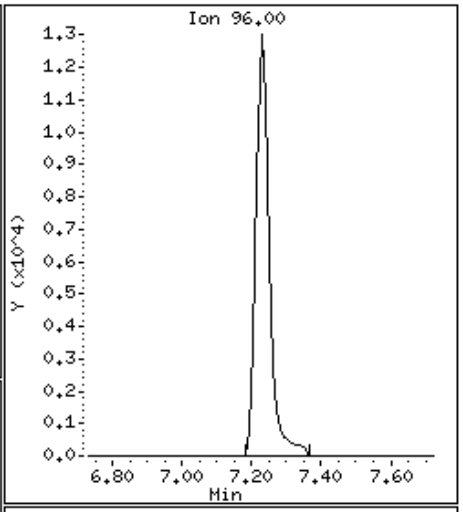

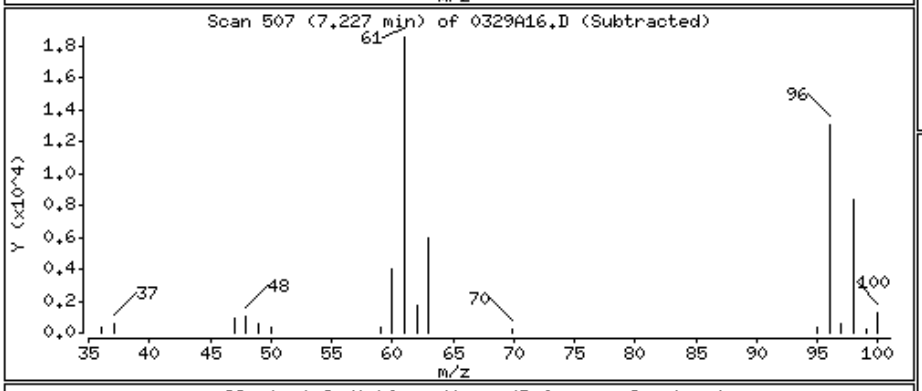

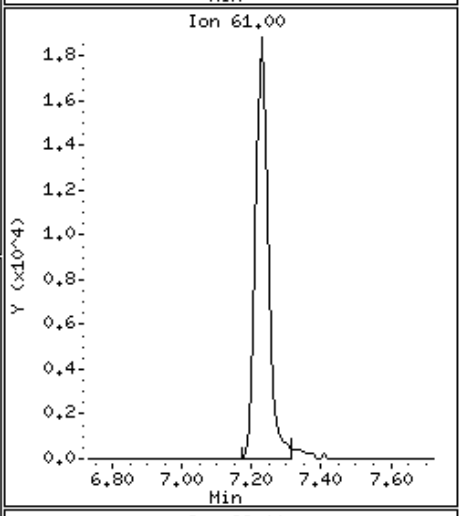

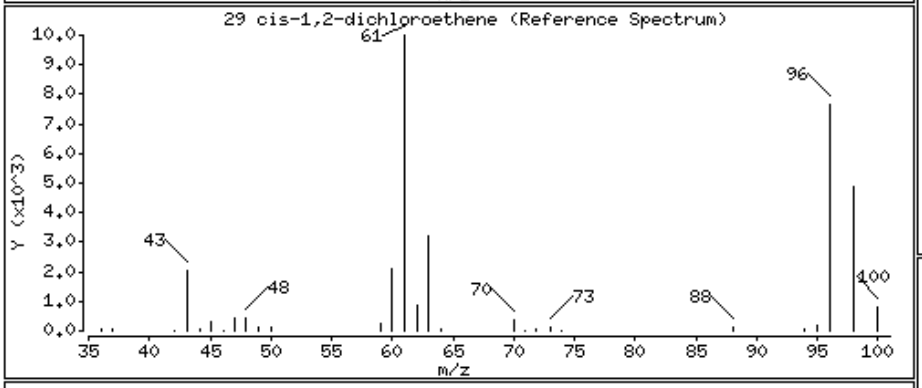

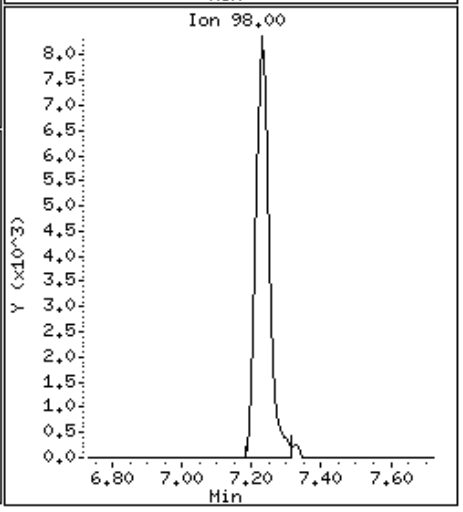

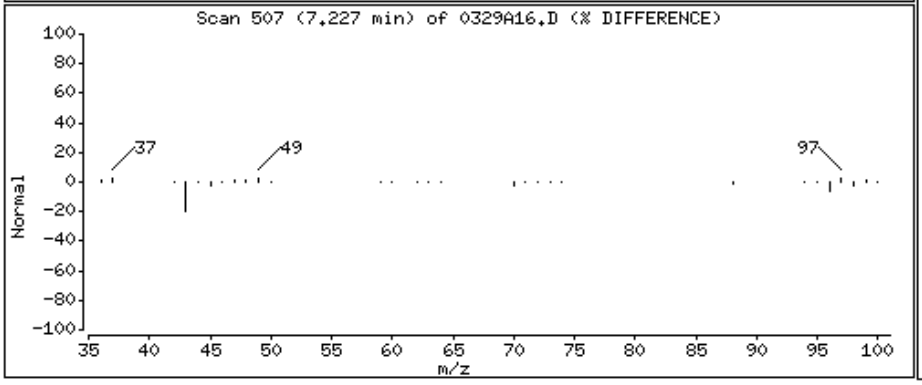

Data File: \\Orgserv2\ff\chem\GCMSVOA\Elaine.i\140329.b\0329A16.D

Date : 29-MAR-2014 19:21

Client ID:

Instrument: Elaine.i

Sample Info: 11406036-26,31,10,,a

Purge Volume: 10.0

Operator: PD

Column phase:

Column diameter: 0.18

30 chloroform

Concentration: 28.521 ngs

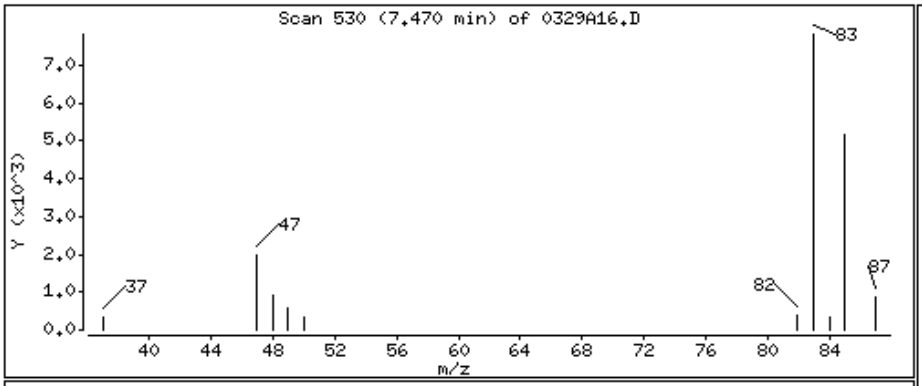

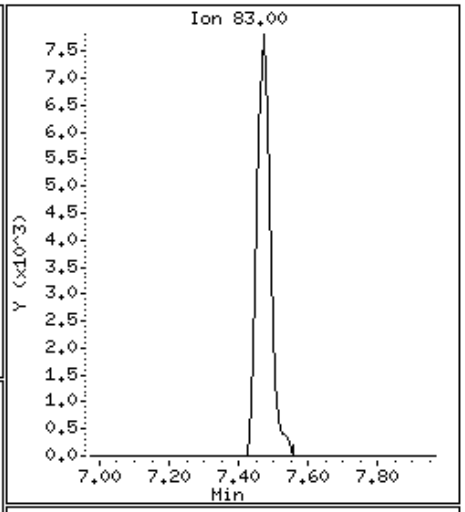

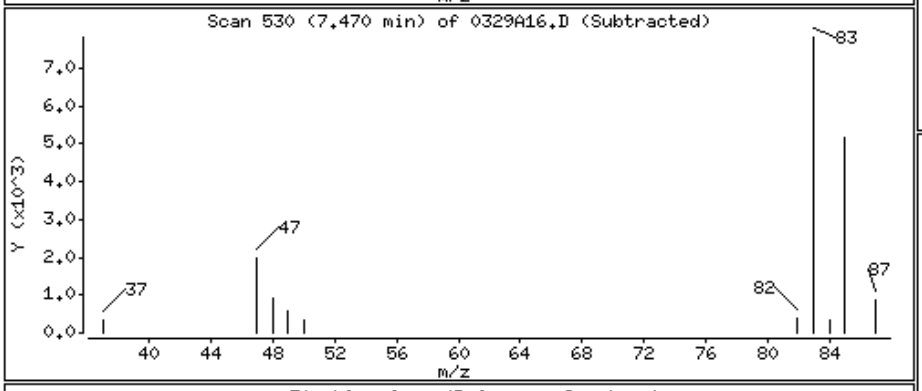

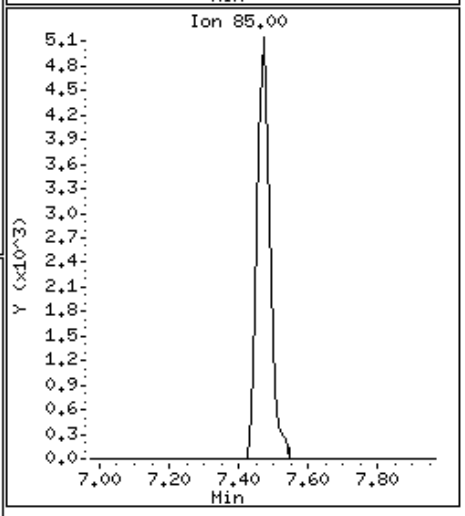

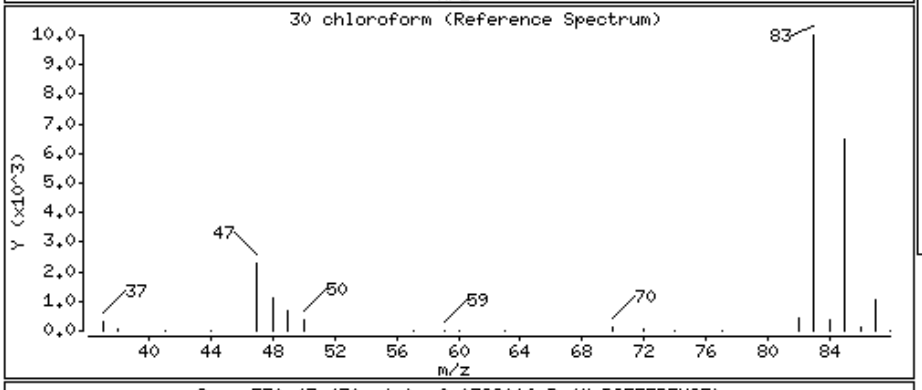

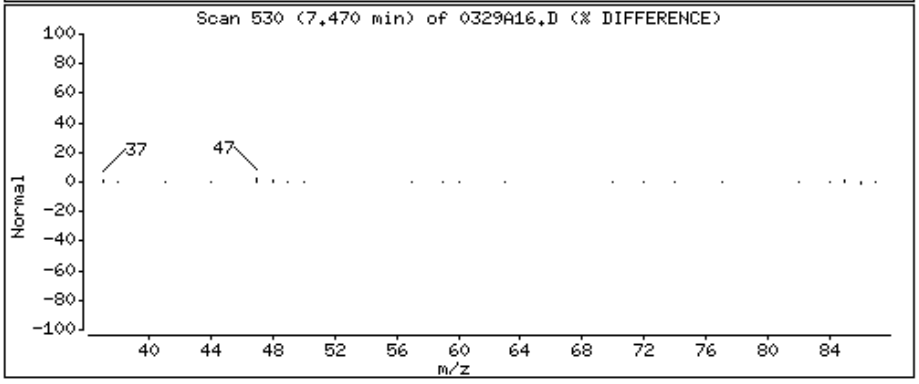

Data File: \\Orgserv2\ff\chem\GCMSVOA\Elaine.i\140329.b\0329A16.D

Date : 29-MAR-2014 19:21

Client ID:

Instrument: Elaine.i

Sample Info: 11406036-26,31,10,,a

Purge Volume: 10.0

Operator: PD

Column phase:

Column diameter: 0.18

47 trichloroethene

Concentration: 24.302 ngs

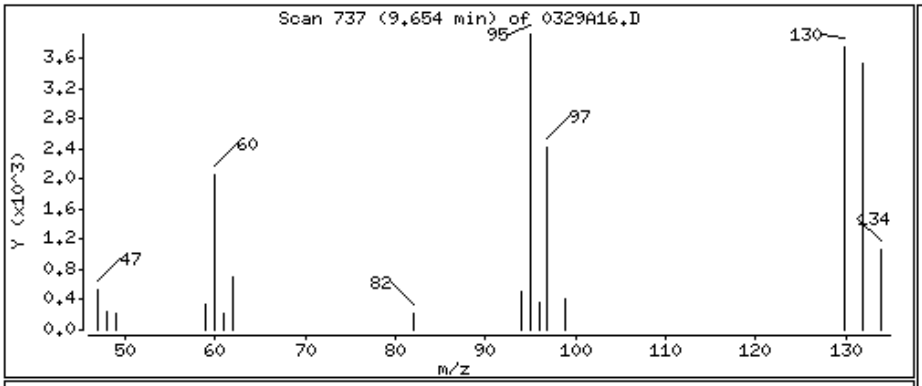

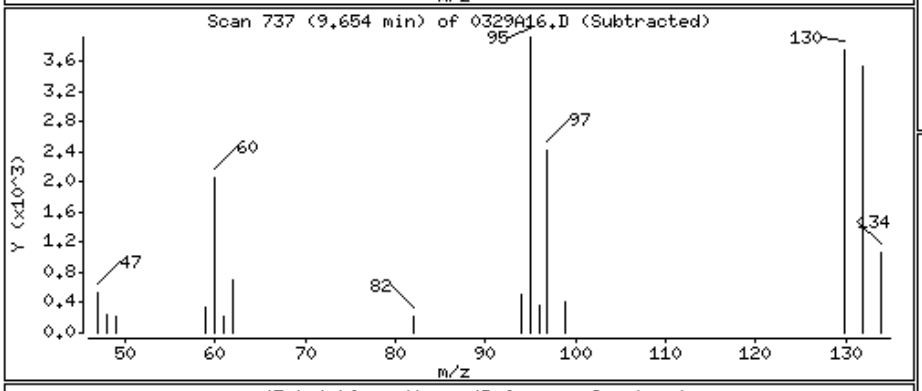

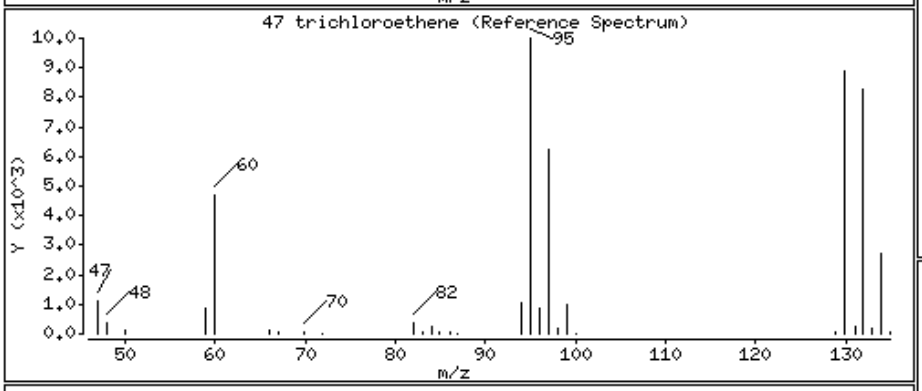

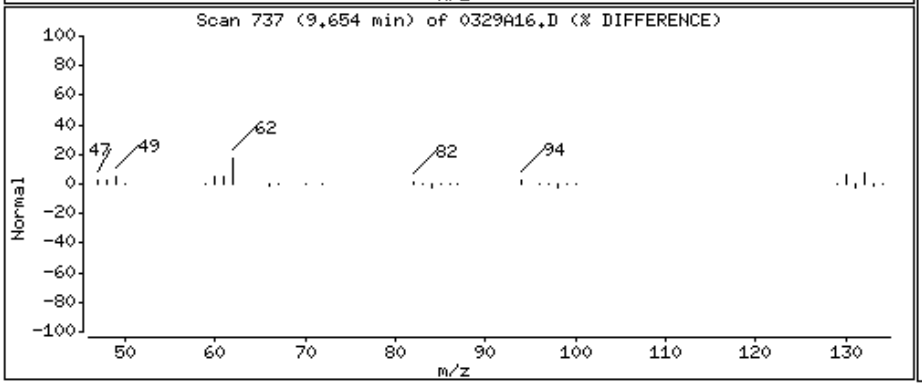

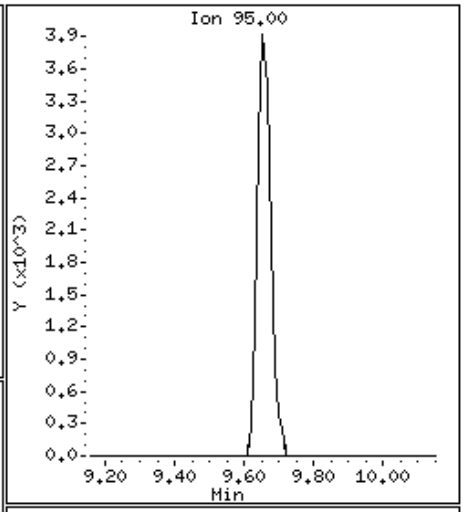

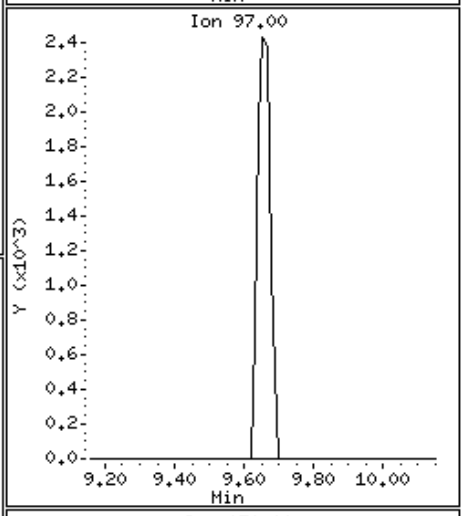

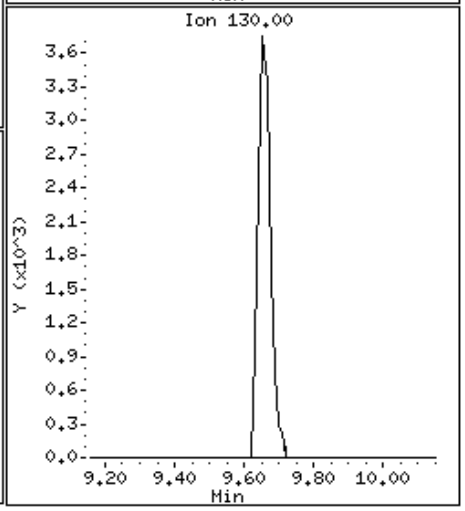

Data File: \\Orgserv2\ff\chem\GCMSVOA\Elaine.i\140329.b\0329A16.D

Date : 29-MAR-2014 19:21

Client ID:

Instrument: Elaine.i

Sample Info: 11406036-26,31,10,,a

Purge Volume: 10.0

Operator: PD

Column phase:

Column diameter: 0.18

66 tetrachloroethene

Concentration: 6.755 ngs

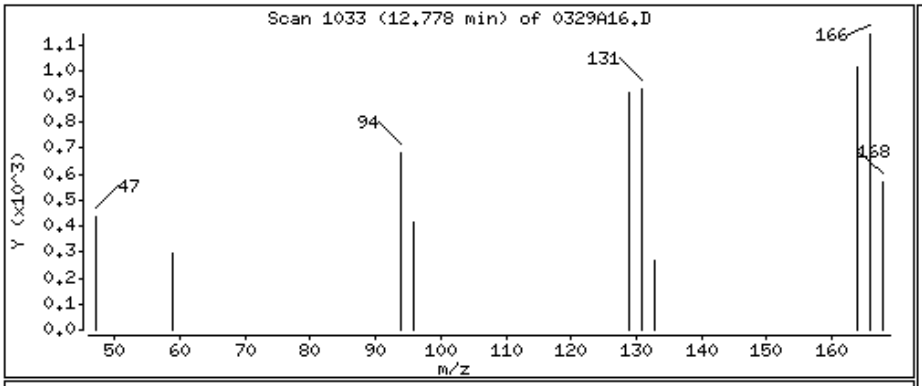

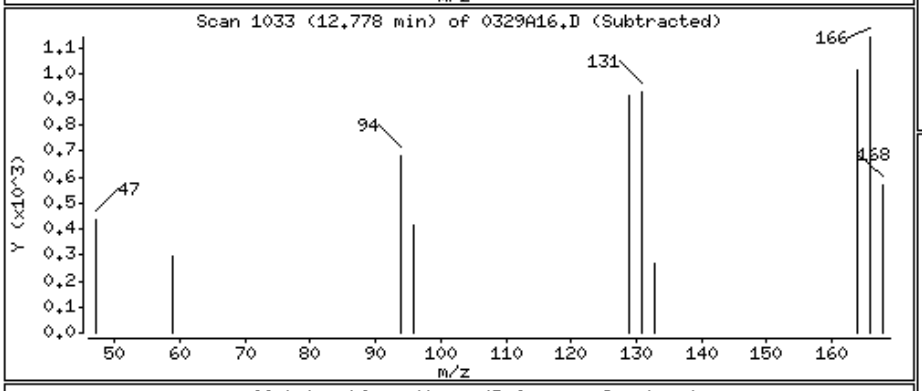

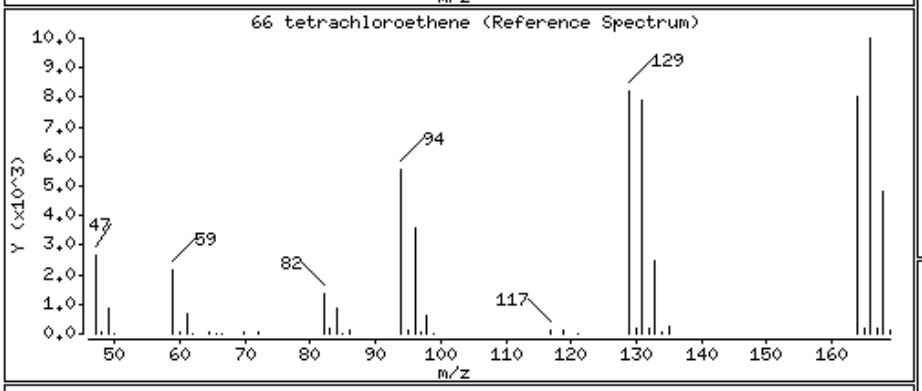

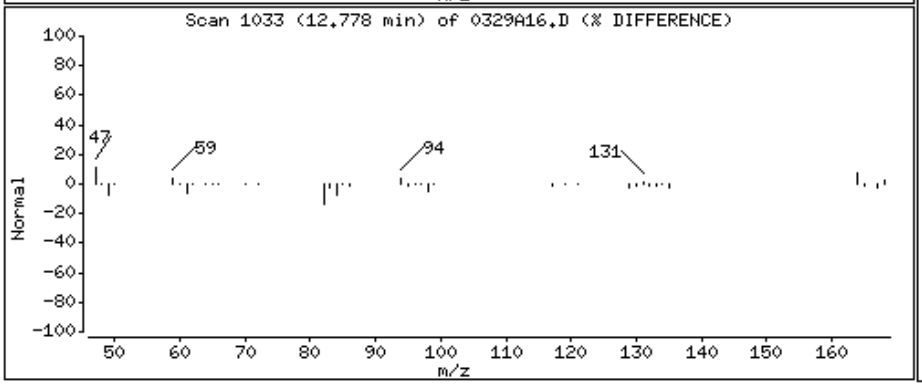

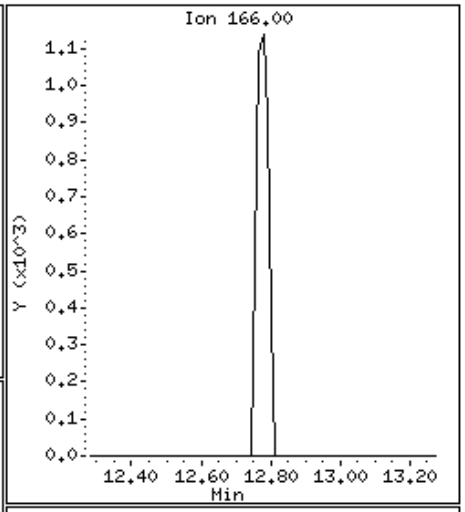

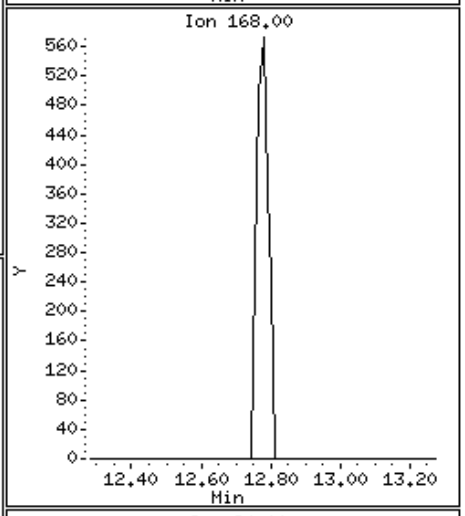

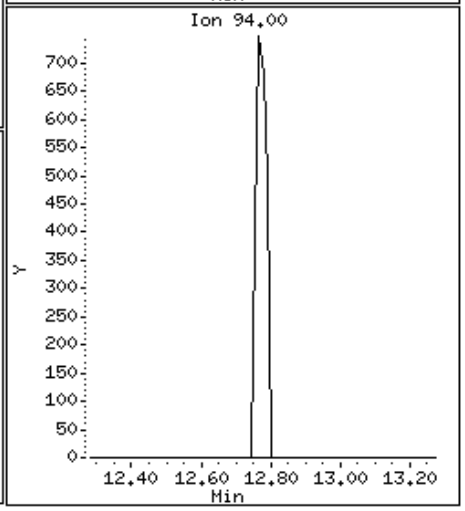

Alpha Analytical Labs

Manual Integration

Sample Info	: l1406036-26,31,10,,a wg678962,ical9341		
Instrument ID	: Elaine.i		
Method	: liq8260C.m		
File	: 0329A16.D		
Injection Date	: 29-MAR-2014 19:21		
Quantitation	: ISTD	Integrator :	HP RTE
Dilution Factor	: 1.00	Sample Type:	SAMPLE

This File has no version history.

//Orgserv2/ff/chem/GCMSVOA/Elaine.i/140329.b/original/0329A16.D

Alpha Analytical Labs

gc/ms voa - VOA101

Data file : \\Orgserv2\ff\chem\GCMSVOA\Voa101.i\140329.b\0329A19.D
Lab Smp Id:
Inj Date : 29-MAR-2014 19:43
Operator : PD Inst ID: Voa101.i
Smp Info : l1406036-44,31,10,,a
Misc Info : wg678899,ical9333
Comment :
Method : \\Orgserv2\ff\chem\GCMSVOA\Voa101.i\140329.b\liq8260C.m
Meth Date : 29-Mar-2014 15:20 ppaveglio Quant Type: ISTD
Cal Date : 24-MAR-2014 14:57 Cal File: 0324A12.D
Als bottle: 19
Dil Factor: 1.00000
Integrator: HP RTE Compound Sublist: NJTCL.sub
Target Version: 4.12
Processing Host: VIRTUALXP-76524

Concentration Formula: Amt * DF * CpndVariable
Cpnd Variable Local Compound Variable

							CONCENTRATIONS		
		QUANT SIG					ON-COLUMN	FINAL	
	Compounds	MASS	RT	EXP RT	REL RT	RESPONSE	(ngs)	(ngs)	REVIEW CODE
	1 dichlorodifluoromethane	85	Compound Not Detected.						
	2 chloromethane	50	Compound Not Detected.						
	3 vinyl chloride	62	Compound Not Detected.						
	4 bromomethane	94	Compound Not Detected.						
	5 chloroethane	64	Compound Not Detected.						
	6 trichlorofluoromethane	101	Compound Not Detected.						
	8 1,1,-dichloroethene	96	Compound Not Detected.						
	11 freon-113	101	Compound Not Detected.						
	10 carbon disulfide	76	Compound Not Detected.						
	14 methylene chloride	84	Compound Not Detected.						
	15 acetone	43	3.738	3.735	(0.600)	7816	59.3287	59.328	
	16 trans-1,2-dichloroethene	96	Compound Not Detected.						
	17 Methyl Acetate	43	Compound Not Detected.						
	18 methyl tert butyl ether	73	Compound Not Detected.						
	22 1,1-dichloroethane	63	4.438	4.435	(0.713)	4021	3.24711	3.247(QM)	M1
	27 cis-1,2-dichloroethene	96	4.962	4.959	(0.797)	13297	21.9073	21.907	
	29 bromochloromethane	128	Compound Not Detected.						
	30 Cyclohexane	56	Compound Not Detected.						
	31 chloroform	83	5.226	5.223	(0.839)	28405	28.5314	28.531	
	33 carbontetrachloride	117	Compound Not Detected.						
$	36 dibromofluoromethane	113	5.408	5.405	(0.868)	50103	108.158	108.158	
	37 1,1,1-trichloroethane	97	Compound Not Detected.						
	38 2-butanone	43	Compound Not Detected.						
	40 benzene	78	Compound Not Detected.						
$	42 1,2-dichloroethane-d4	65	5.944	5.941	(0.954)	57637	112.220	112.220	
	43 1,2-dichloroethane	62	Compound Not Detected.						
*	45 flourobenzene	96	6.227	6.227	(1.000)	176745	100.000		
	49 trichloroethene	95	6.407	6.401	(1.029)	18685	31.7607	31.760(M)	M1
	46 methyl cyclohexane	83	Compound Not Detected.						

Compounds	QUANT SIG MASS	RT	EXP RT	REL RT	RESPONSE	CONCENTRATIONS ON-COLUMN (ngs)	CONCENTRATIONS FINAL (ngs)	REVIEW CODE
52 1,2-dichloropropane	63	Compound Not Detected.						
53 bromodichloromethane	83	Compound Not Detected.						
56 1,4-Dioxane	88	Compound Not Detected.						
58 cis-1,3-dichloropropene	75	Compound Not Detected.						
$ 59 toluene-d8	98	7.936	7.933	(0.810)	173860	89.3419	89.341	
60 toluene	92	Compound Not Detected.						
62 4-methyl-2-pentanone	58	Compound Not Detected.						
63 tetrachloroethene	166	8.437	8.437	(0.862)	642632	990.640	990.640	
64 trans-1,3-dichloropropene	75	Compound Not Detected.						
68 1,1,2-trichloroethane	83	Compound Not Detected.						
69 chlorodibromomethane	129	Compound Not Detected.						
71 1,2-dibromoethane	107	Compound Not Detected.						
73 2-hexanone	43	Compound Not Detected.						
* 74 chlorobenzene-d5	117	9.792	9.786	(1.000)	144277	100.000		
75 chlorobenzene	112	Compound Not Detected.						
76 ethyl benzene	91	Compound Not Detected.						
78 p/m xylene	106	Compound Not Detected.						
79 o xylene	106	Compound Not Detected.						
80 styrene	104	Compound Not Detected.						
81 bromoform	173	Compound Not Detected.						
82 isopropylbenzene	105	Compound Not Detected.						
$ 83 4-bromofluorobenzene	95	11.254	11.251	(0.904)	63617	99.9251	99.925	
88 1,1,2,2,-tetrachloroethane	83	Compound Not Detected.						
99 1,3-dichlorobenzene	146	Compound Not Detected.						
* 100 1,4-dichlorobenzene-d4	152	12.447	12.441	(1.000)	61569	100.000		
101 1,4-dichlorobenzene	146	Compound Not Detected.						
104 1,2-dichlorobenzene	146	Compound Not Detected.						
106 1,2-dibromo-3-chloropropane	75	Compound Not Detected.						
109 1,2,4-trichlorobenzene	180	Compound Not Detected.						
111 1,2,3-trichlorobenzene	180	Compound Not Detected.						

QC Flag Legend

Q - Qualifier signal failed the ratio test.
M - Compound response manually integrated.

Alpha Analytical Labs

gc/ms voa - VOA101

Data file : \\Orgserv2\ff\chem\GCMSVOA\Voa101.i\140329.b\0329A19.D
Lab Smp Id:
Inj Date : 29-MAR-2014 19:43
Operator : PD Inst ID: Voa101.i
Smp Info : l1406036-44,31,10,,a
Misc Info : wg678899,ical9333
Comment :
Method : \\Orgserv2\ff\chem\GCMSVOA\Voa101.i\140329.b\liq8260C.m
Meth Date : 29-Mar-2014 15:20 ppaveglio Quant Type: ISTD
Cal Date : 24-MAR-2014 14:57 Cal File: 0324A12.D
Als bottle: 19
Dil Factor: 1.00000
Integrator: HP RTE Compound Sublist: NJTCL.sub
Target Version: 4.12
Processing Host: VIRTUALXP-76524

- NO TENTATIVELY IDENTIFIED COMPOUNDS -

Alpha Analytical Labs

INTERNAL STANDARD COMPOUNDS
AREA AND RT SUMMARY

Instrument ID: Voa101.i
Lab File ID: 0329A19.D
Lab Smp Id:
Analysis Type: VOA
Quant Type: ISTD
Operator: PD
Method File: \\Orgserv2\ff\chem\GCMSVOA\Voa101.i\140329.b\liq8260C.m
Misc Info: wg678899,ical9333

Calibration Date: 29-MAR-2014
Calibration Time: 11:27
Level: LOW
Sample Type: WATER

Test Mode:
Use Last Continuing Calibrator.
If Continuing Cal. use Initial Cal. Level 3

		AREA LIMIT			
COMPOUND	STANDARD	LOWER	UPPER	SAMPLE	%DIFF
45 flourobenzene	220923	110462	441846	176745	-20.00
74 chlorobenzene-d5	175802	87901	351604	144277	-17.93
100 1,4-dichlorobenze	84508	42254	169016	61569	-27.14

		RT LIMIT			
COMPOUND	STANDARD	LOWER	UPPER	SAMPLE	%DIFF
45 flourobenzene	6.23	5.73	6.73	6.23	0.00
74 chlorobenzene-d5	9.79	9.29	10.29	9.79	0.06
100 1,4-dichlorobenze	12.44	11.94	12.94	12.45	0.05

AREA UPPER LIMIT = +100% of internal standard area.
AREA LOWER LIMIT = - 50% of internal standard area.
RT UPPER LIMIT = + 0.50 minutes of internal standard RT.
RT LOWER LIMIT = - 0.50 minutes of internal standard RT.

Alpha Analytical Labs

RECOVERY REPORT

Client Name: Client SDG: SDGa00307
Sample Matrix: LIQUID Fraction: VOA
Lab Smp Id:
Level: LOW Operator: PD
Data Type: MS DATA SampleType: SAMPLE
SpikeList File: curveallim.spk Quant Type: ISTD
Sublist File: NJTCL.sub
Method File: \\Orgserv2\ff\chem\GCMSVOA\Voa101.i\140329.b\liq8260C.m
Misc Info: wg678899,ical9333

SURROGATE COMPOUND	AMOUNT ADDED ngs	AMOUNT RECOVERED ngs	% RECOVERED	LIMITS
$ 36 dibromofluorometha	100.000	108.158	108.16	70-130
$ 42 1,2-dichloroethane	100.000	112.220	112.22	70-130
$ 59 toluene-d8	100.000	89.341	89.34	70-130
$ 83 4-bromofluorobenze	100.000	99.925	99.93	70-130

Data File: \\Orgserv2\ff\chem\GCMSVOA\Voa101.i\140329.b\0329A19.D
Date : 29-MAR-2014 19:43
Client ID:
Sample Info: 11406036-44,31,10,,a
Purge Volume: 10.0
Column phase:

Instrument: Voa101.i
Operator: PD
Column diameter: 0.18

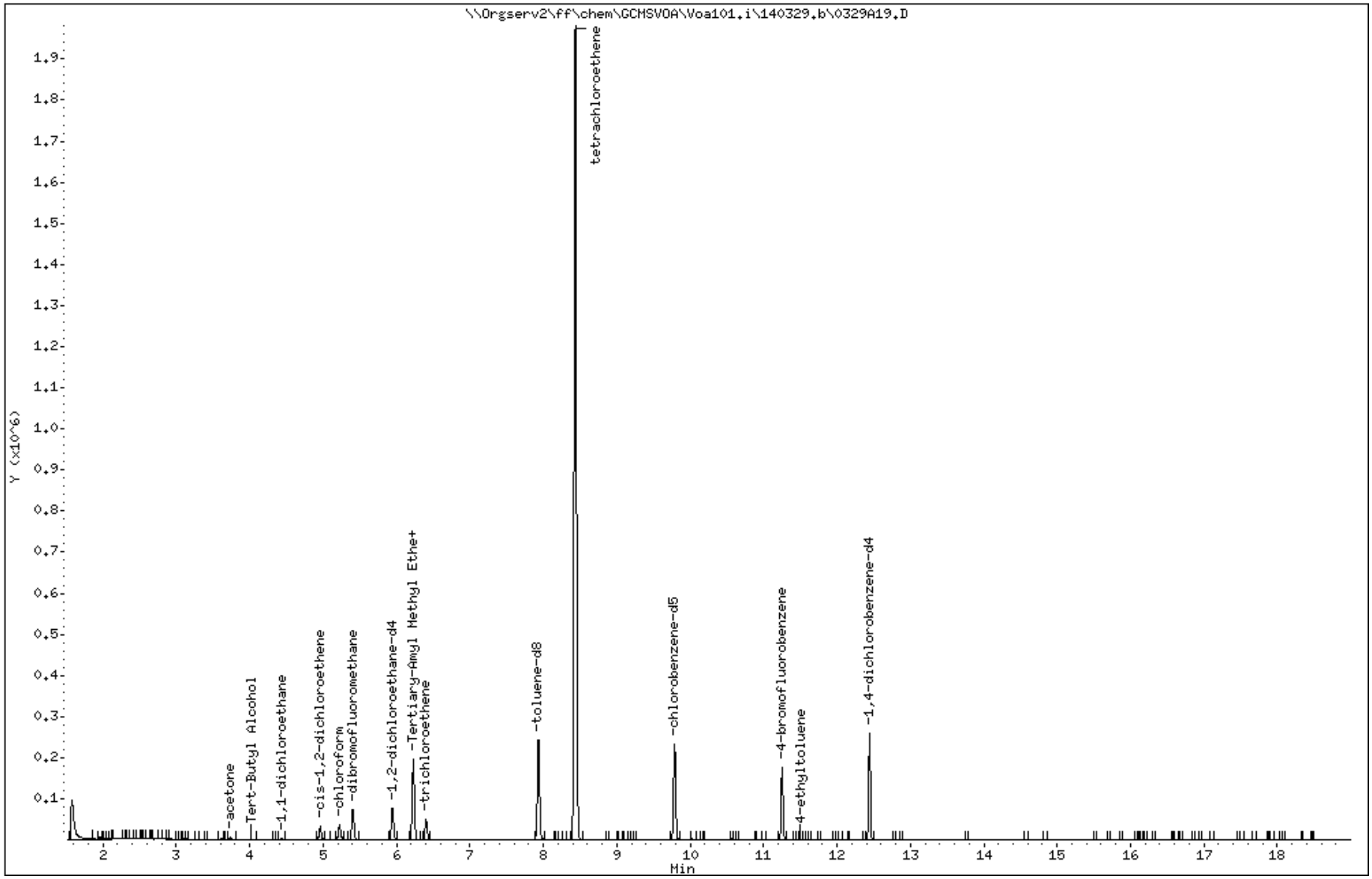

Data File: \\Orgserv2\ff\chem\GCMSVOA\Voa101.i\140329.b\0329A19.D

Date : 29-MAR-2014 19:43

Client ID:

Instrument: Voa101.i

Sample Info: 11406036-44,31,10,,a

Purge Volume: 10.0

Operator: PD

Column phase:

Column diameter: 0.18

15 acetone

Concentration: 59.328 ngs

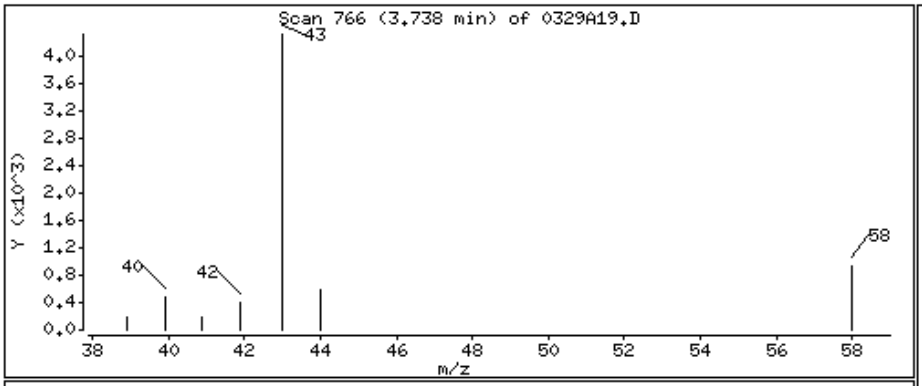

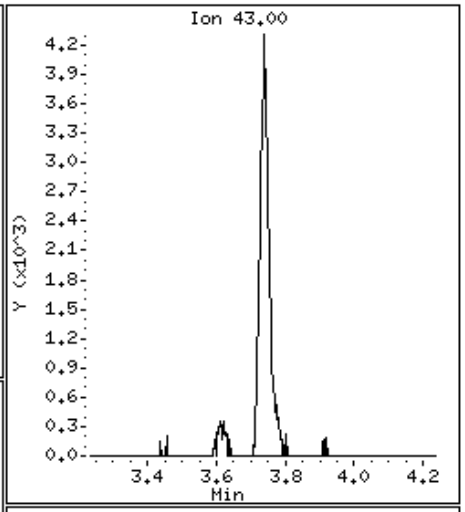

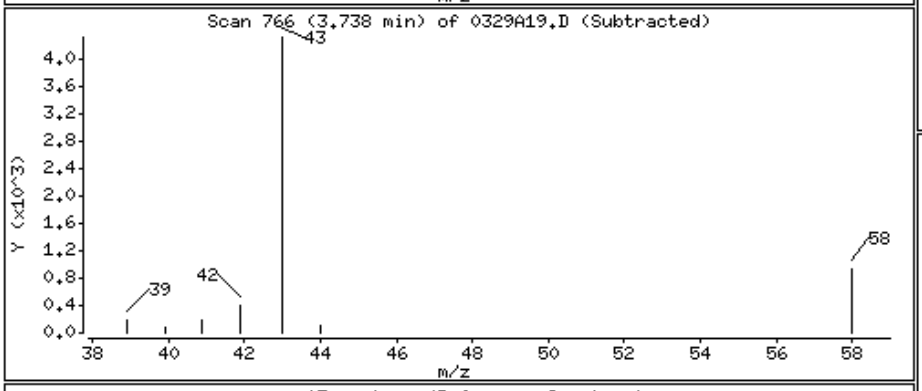

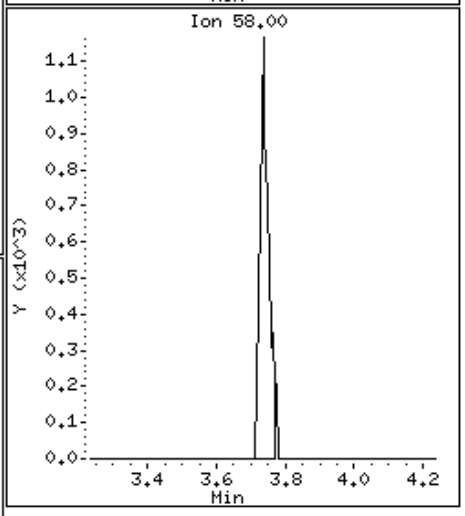

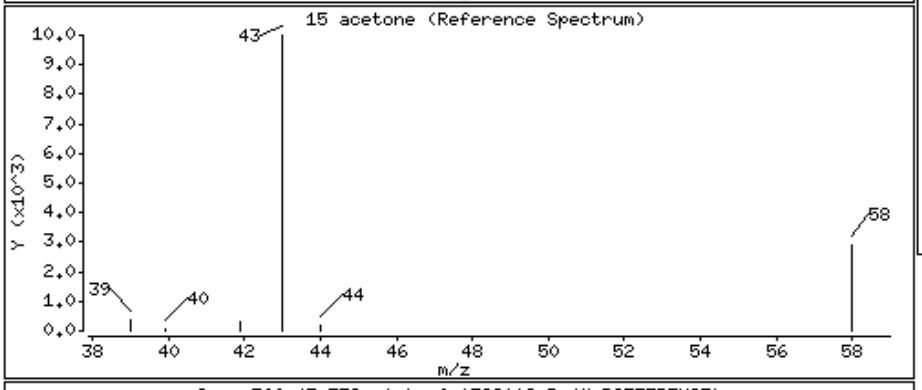

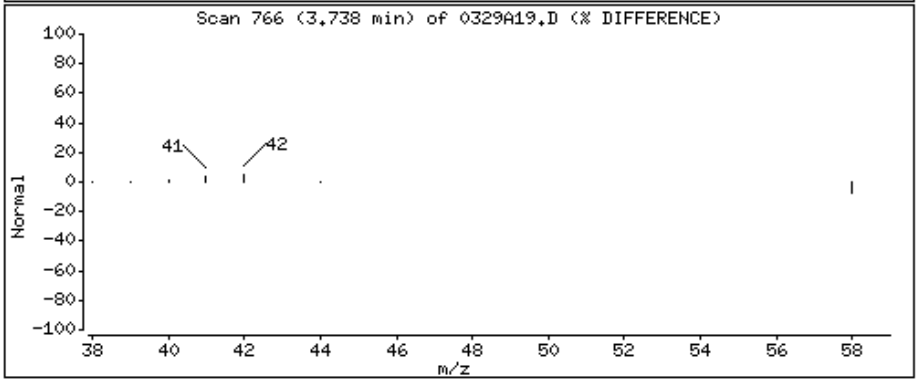

Data File: \\Orgserv2\ff\chem\GCMSVOA\Voa101.i\140329.b\0329A19.D

Date : 29-MAR-2014 19:43

Client ID:

Instrument: Voa101.i

Sample Info: 11406036-44,31,10,,a

Purge Volume: 10.0

Operator: PD

Column phase:

Column diameter: 0.18

22 1,1-dichloroethane

Concentration: 3.247 ngs

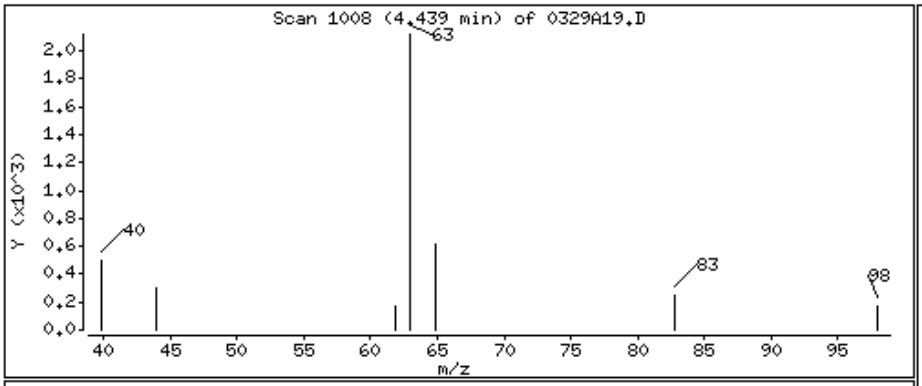

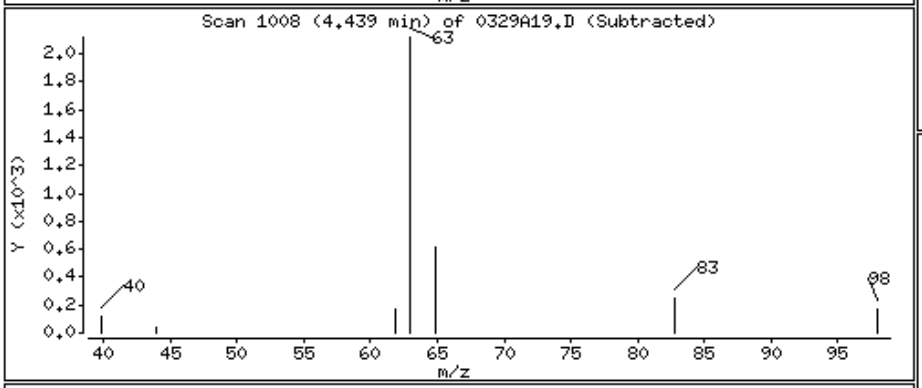

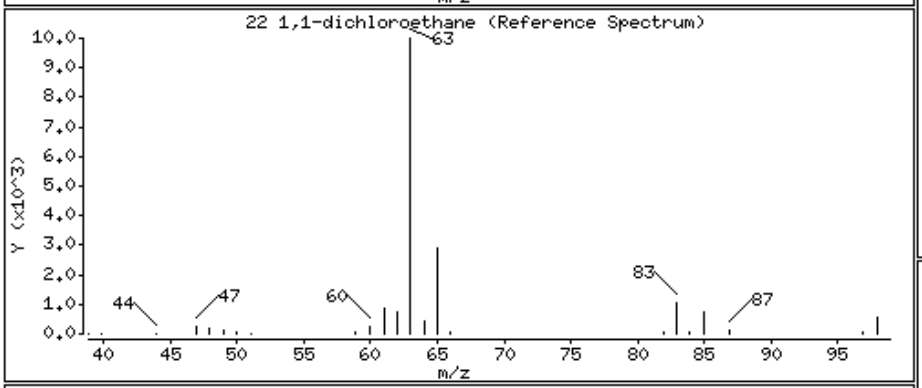

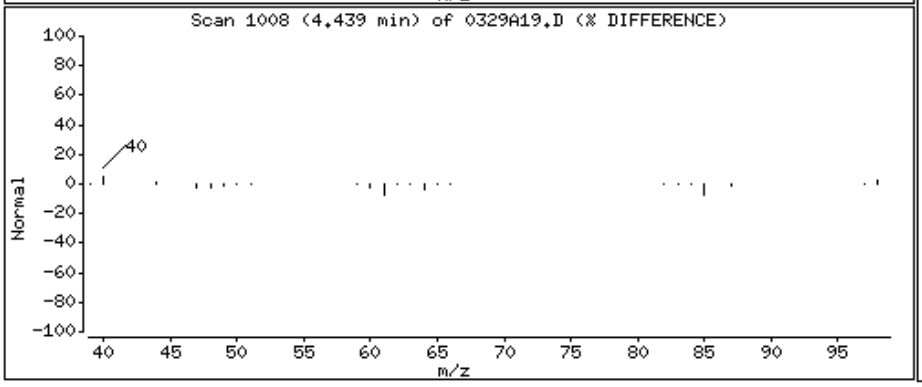

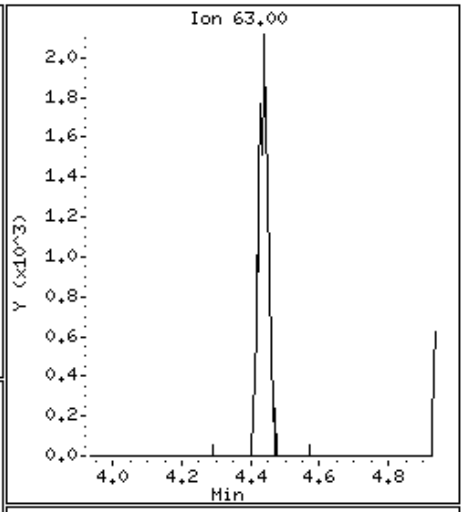

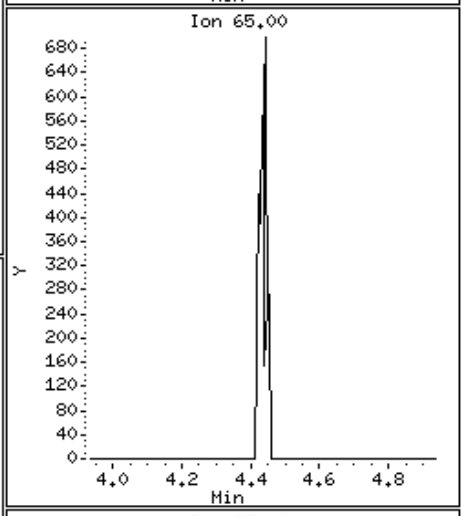

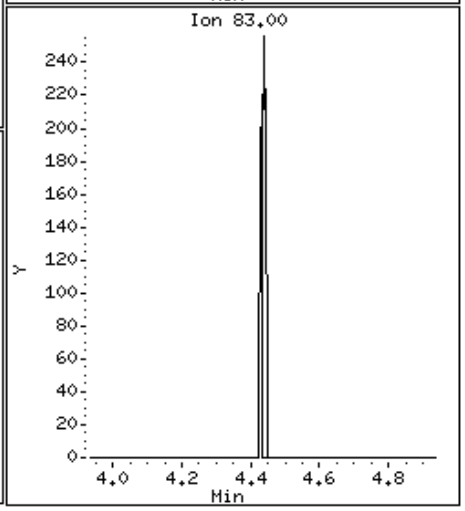

Data File: \\Orgserv2\ff\chem\GCMSVOA\Voa101.i\140329.b\0329A19.D

Date : 29-MAR-2014 19:43

Client ID:

Instrument: Voa101.i

Sample Info: 11406036-44,31,10,,a

Purge Volume: 10.0

Operator: PD

Column phase:

Column diameter: 0.18

27 cis-1,2-dichloroethene

Concentration: 21.907 ngs

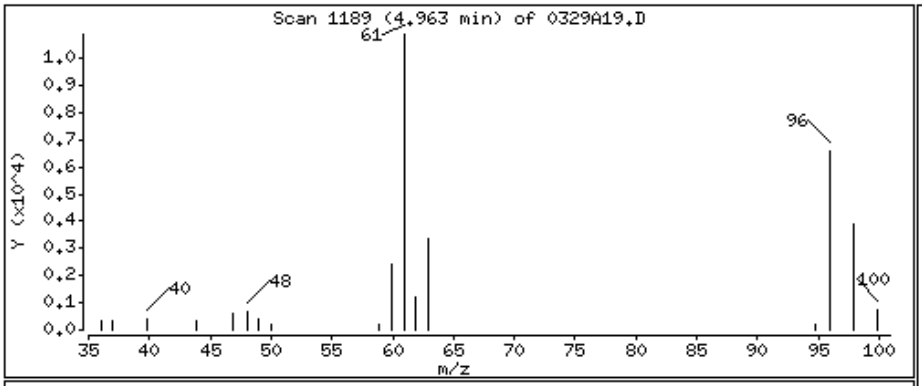

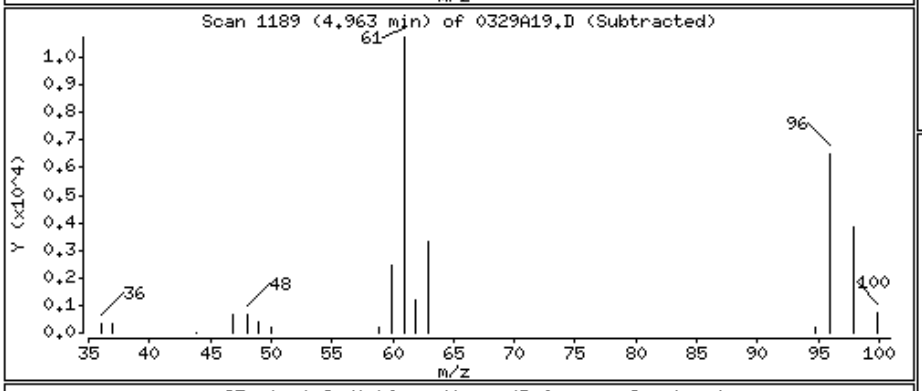

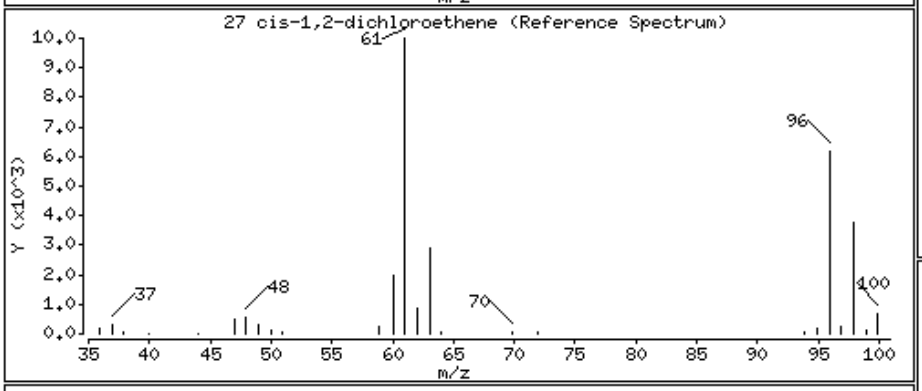

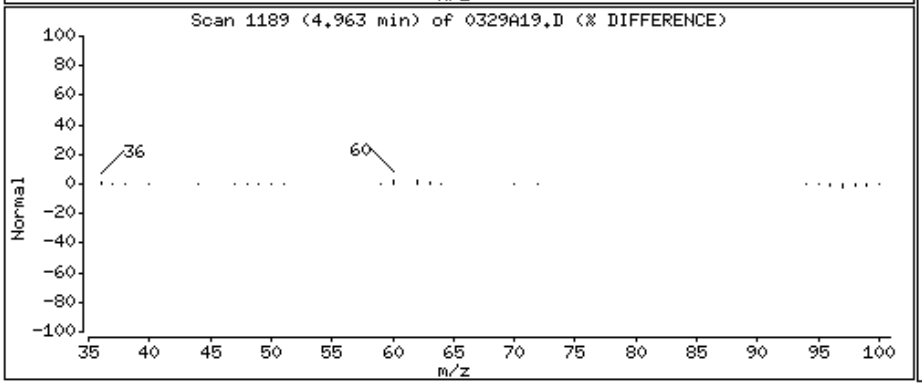

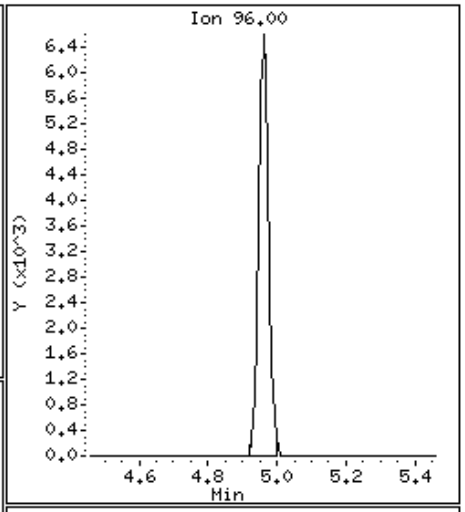

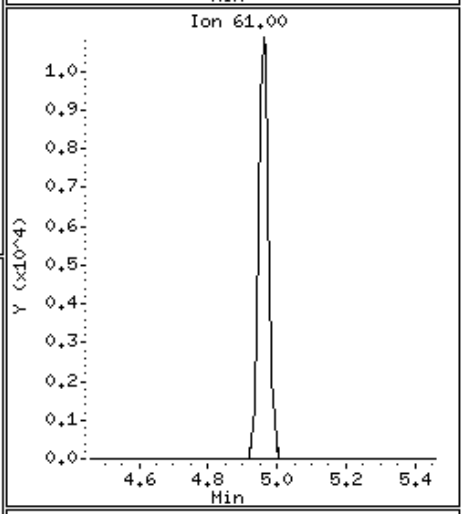

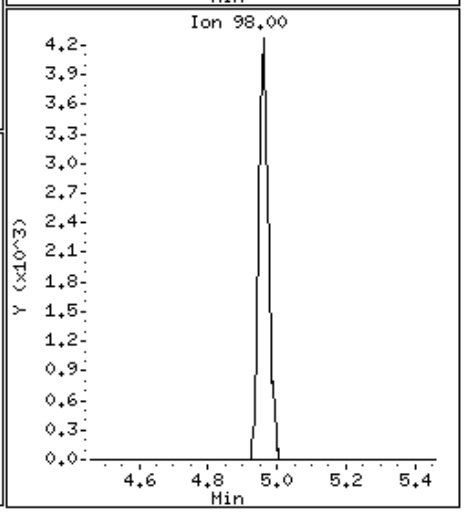

Data File: \\Orgserv2\ff\chem\GCMSVOA\Voa101.i\140329.b\0329A19.D

Date : 29-MAR-2014 19:43

Client ID:

Instrument: Voa101.i

Sample Info: 11406036-44,31,10,,a

Purge Volume: 10.0

Operator: PD

Column phase:

Column diameter: 0.18

31 chloroform

Concentration: 28.531 ngs

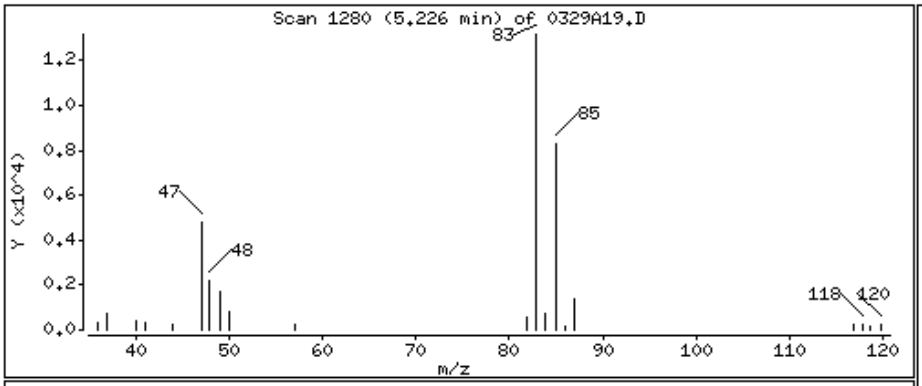

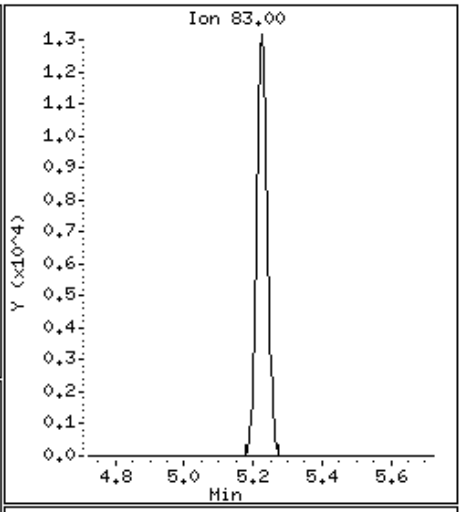

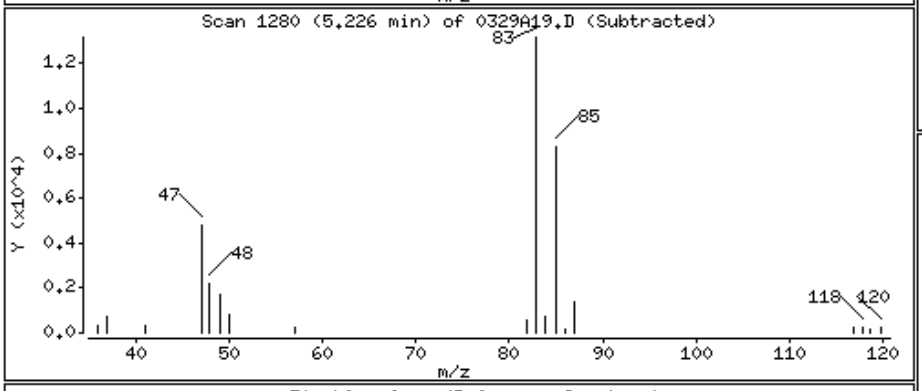

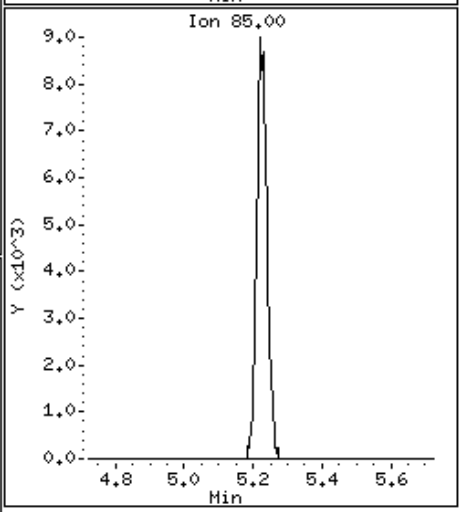

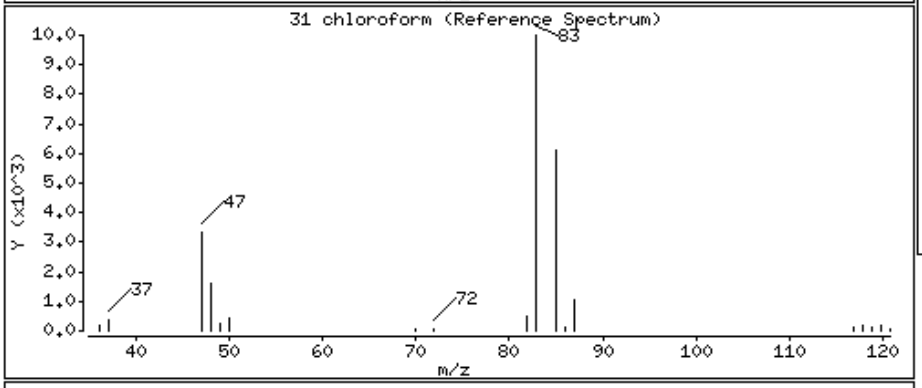

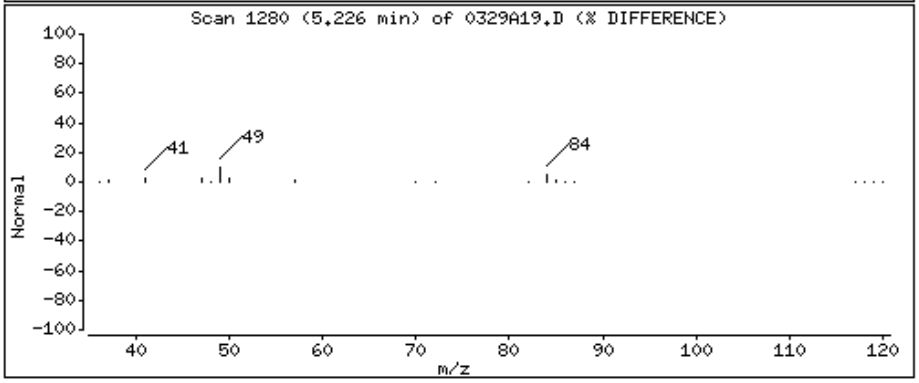

Data File: \\Orgserv2\ff\chem\GCMSVOA\Voa101.i\140329.b\0329A19.D

Date : 29-MAR-2014 19:43

Client ID:

Instrument: Voa101.i

Sample Info: 11406036-44,31,10,,a

Purge Volume: 10.0

Operator: PD

Column phase:

Column diameter: 0.18

49 trichloroethene

Concentration: 31.760 ngs

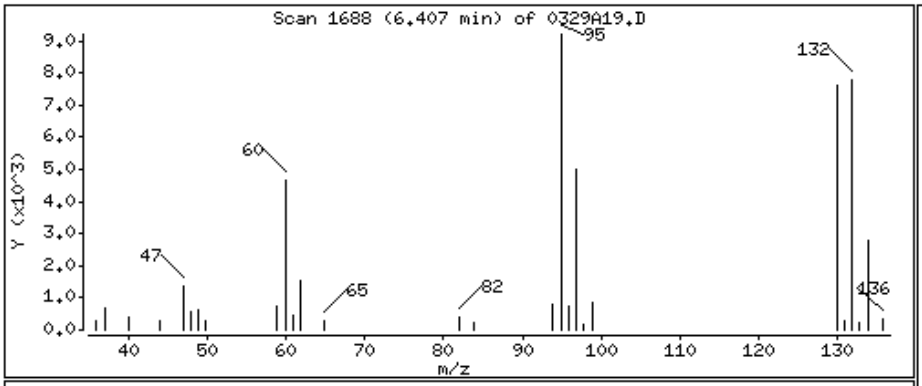

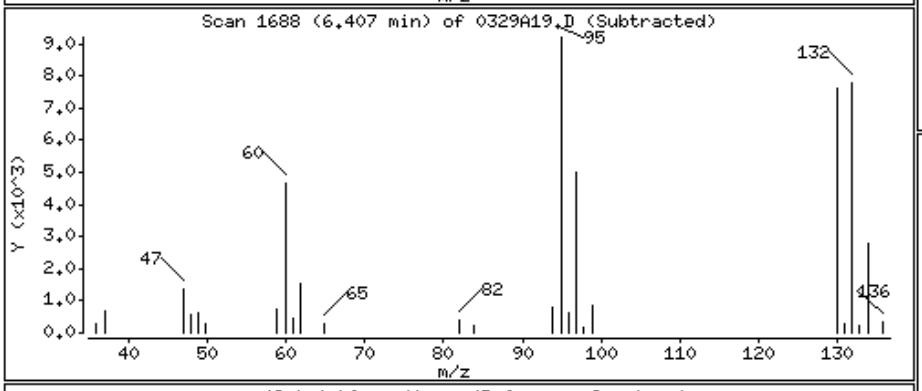

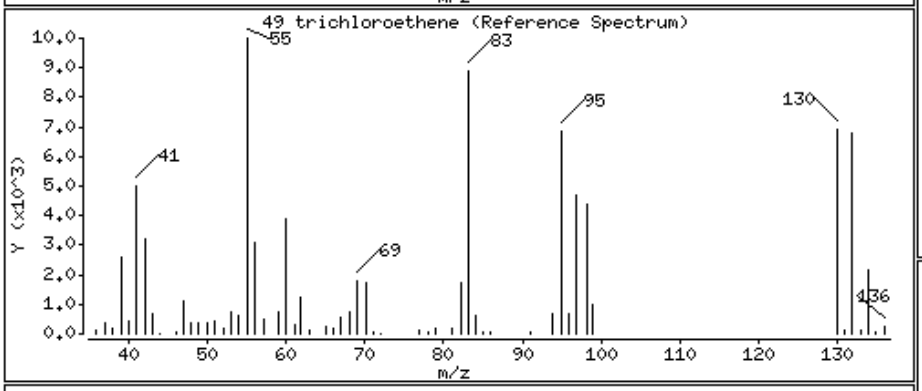

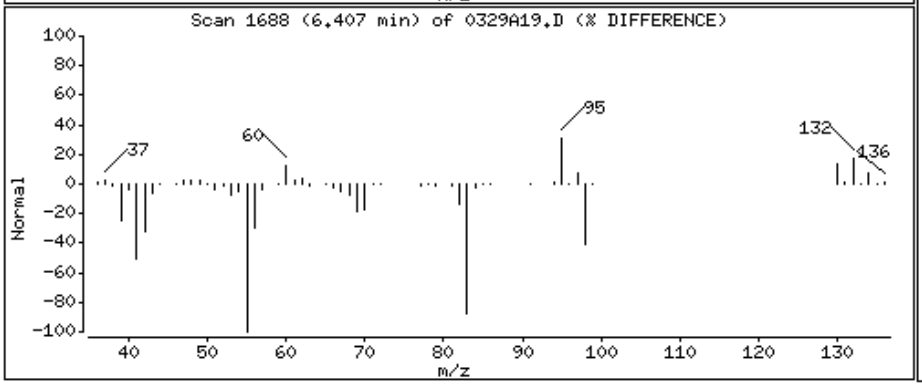

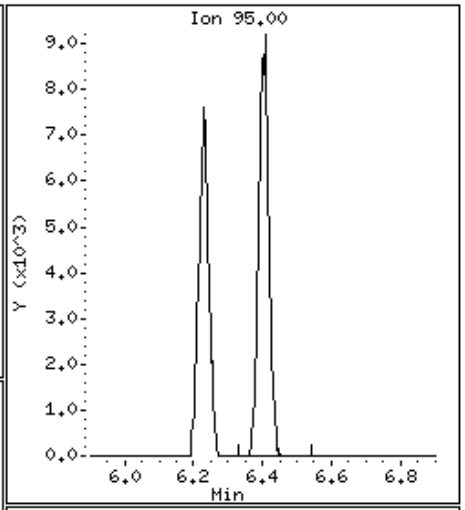

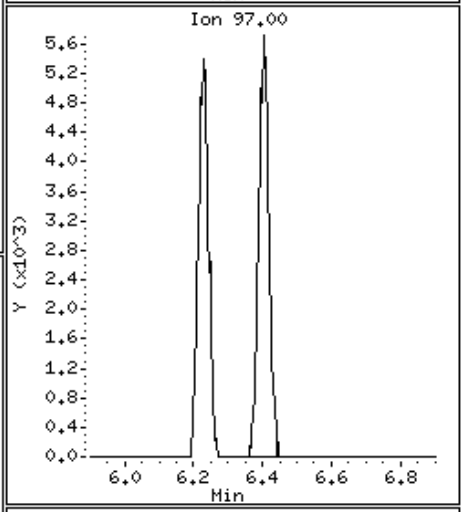

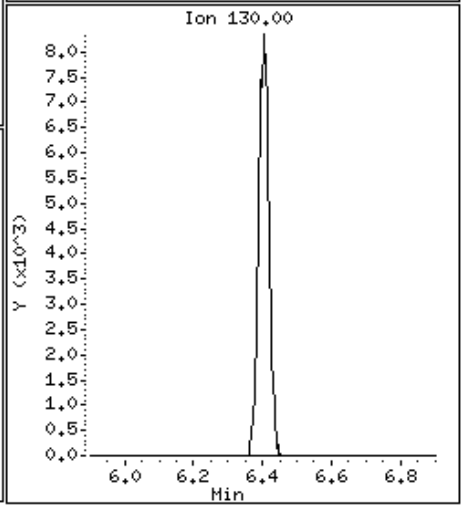

Data File: \\Orgserv2\ff\chem\GCMSVOA\Voa101.i\140329.b\0329A19.D

Date : 29-MAR-2014 19:43

Client ID:

Instrument: Voa101.i

Sample Info: 11406036-44,31,10,,a

Purge Volume: 10.0

Operator: PD

Column phase:

Column diameter: 0.18

63 tetrachloroethene

Concentration: 990.640 ngs

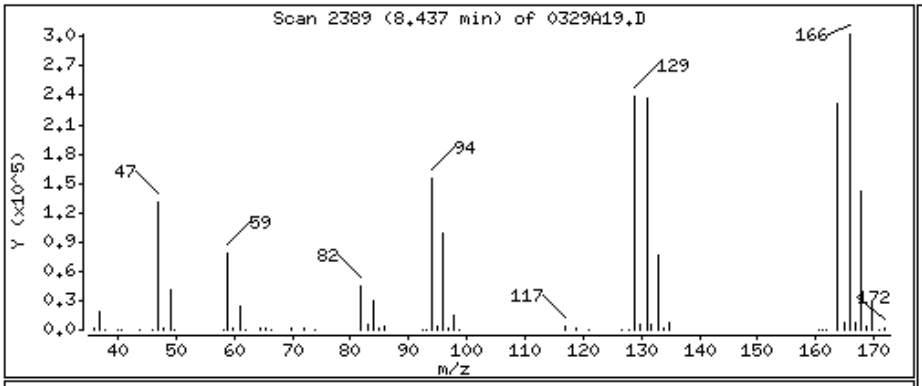

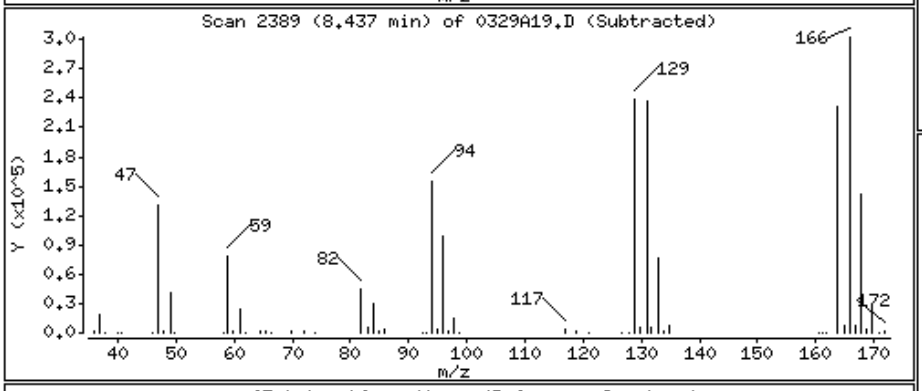

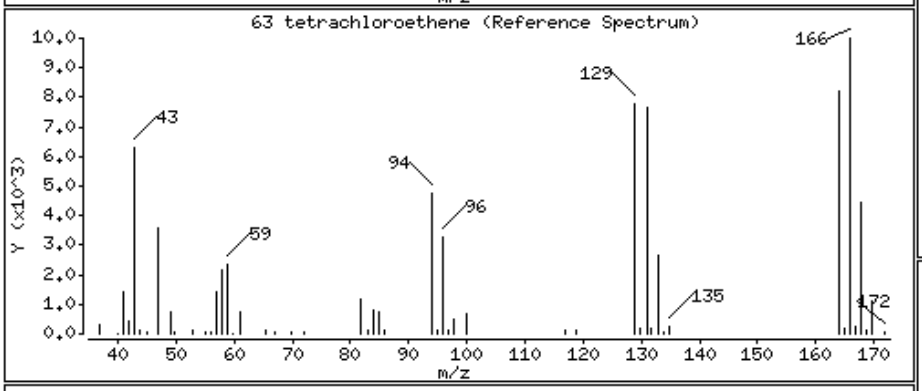

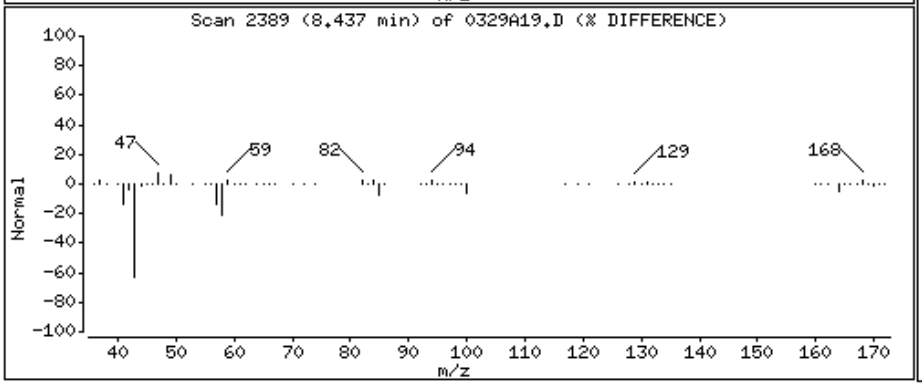

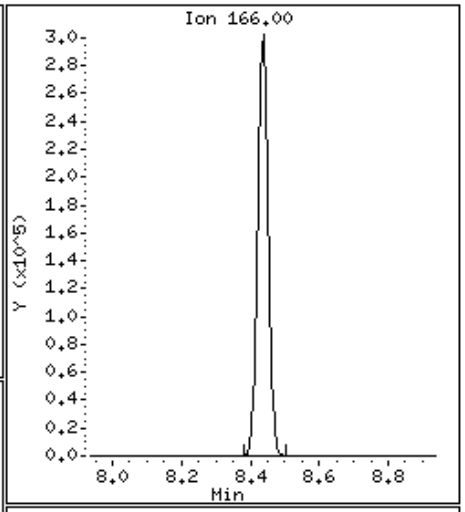

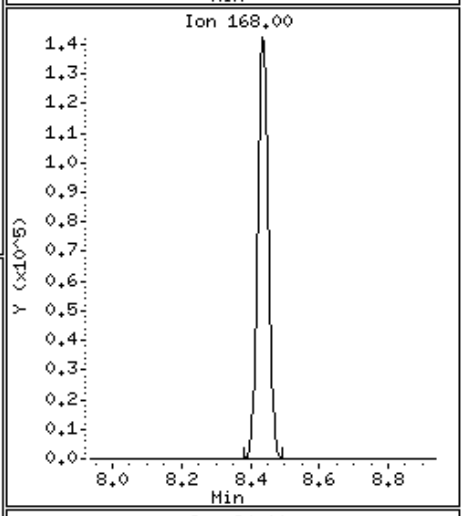

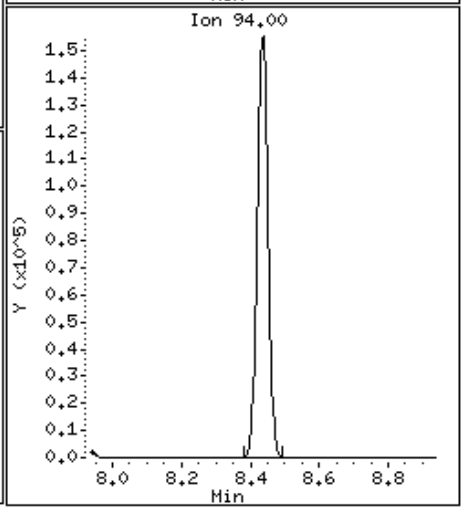

Alpha Analytical Labs

Manual Integration

Sample Info	: l1406036-44,31,10,,a wg678899,ical9333		
Instrument ID	: Voa101.i		
Method	: liq8260C.m		
File	: 0329A19.D		
Injection Date	: 29-MAR-2014 19:43		
Quantitation	: ISTD	Integrator :	HP RTE
Dilution Factor	: 1.00	Sample Type:	SAMPLE

This File has no version history.

//Orgserv2/ff/chem/GCMSVOA/Voa101.i/140329.b/original/0329A19.D

Alpha Analytical Labs

gc/ms voa

Data file : \\Orgserv2\ff\chem\GCMSVOA\Gonzo.i\140329.b\0329A16.D
Lab Smp Id:
Inj Date : 29-MAR-2014 19:47
Operator : PD Inst ID: Gonzo.i
Smp Info : l1406036-12,31,10,,a
Misc Info : wg678895,ical9343
Comment :
Method : \\Orgserv2\ff\chem\GCMSVOA\Gonzo.i\140329.b\v10ml8260.m
Meth Date : 30-Mar-2014 20:50 pduczmalew Quant Type: ISTD
Cal Date : 25-MAR-2014 03:06 Cal File: 0324N12.D
Als bottle: 52
Dil Factor: 1.00000
Integrator: HP RTE Compound Sublist: NJTCL.sub
Target Version: 4.12
Processing Host: VIRTUALXP-76524

Concentration Formula: Amt * DF * CpndVariable
Cpnd Variable Local Compound Variable

	Compounds	QUANT SIG MASS	RT	EXP RT	REL RT	RESPONSE	CONCENTRATIONS ON-COLUMN (ngs)	FINAL (ngs)	REVIEW CODE
1	dichlorodifluoromethane	85	Compound Not Detected.						
2	chloromethane	50	Compound Not Detected.						
3	vinyl chloride	62	Compound Not Detected.						
4	bromomethane	94	Compound Not Detected.						
5	chloroethane	64	Compound Not Detected.						
6	trichlorofluoromethane	101	Compound Not Detected.						
9	Freon 113	101	5.097	5.090	(0.556)	16501	8.64881	8.648	
10	acetone	43	5.171	5.178	(0.564)	15993	42.4897	42.489(M)	M2
11	1,1,-dichloroethene	96	Compound Not Detected.						
14	Methyl Acetate	43	Compound Not Detected.						
15	methylene chloride	84	Compound Not Detected.						
16	carbon disulfide	76	Compound Not Detected.						
20	methyl tert butyl ether	73	Compound Not Detected.						
22	trans-1,2-dichloroethene	96	Compound Not Detected.						
24	1,1-dichloroethane	63	Compound Not Detected.						
27	2-butanone	43	7.383	7.376	(0.805)	2456	7.21415	7.214	
30	cis-1,2-dichloroethene	96	Compound Not Detected.						
31	chloroform	83	7.829	7.836	(0.853)	11025	2.58428	2.584	
32	bromochloromethane	128	Compound Not Detected.						
$ 34	dibromofluoromethane	113	8.113	8.113	(0.884)	173421	92.6208	92.620	
35	1,1,1-trichloroethane	97	Compound Not Detected.						
36	Cyclohexane	56	Compound Not Detected.						
38	carbontetrachloride	117	Compound Not Detected.						
$ 40	1,2-dichloroethane-d4	65	8.756	8.755	(0.954)	263801	100.161	100.161	
41	1,2-dichloroethane	62	Compound Not Detected.						
42	benzene	78	Compound Not Detected.						
* 43	fluorobenzene	96	9.175	9.175	(1.000)	761432	100.000		
44	trichloroethene	95	9.716	9.716	(1.059)	31743	14.3351	14.335	
46	methyl cyclohexane	83	Compound Not Detected.						

	Compounds	QUANT SIG MASS	RT	EXP RT	REL RT	RESPONSE	CONCENTRATIONS ON-COLUMN (ngs)	CONCENTRATIONS FINAL (ngs)	REVIEW CODE
	47 1,2-dichloropropane	63	Compound Not Detected.						
	48 bromodichloromethane	83	Compound Not Detected.						
	49 1,4-dioxane	88	Compound Not Detected.						
	52 4-methyl-2-pentanone	58	Compound Not Detected.						
	53 cis-1,3-dichloropropene	75	Compound Not Detected.						
$	55 toluene-d8	98	11.379	11.379	(0.834)	734866	97.8581	97.858	
	56 toluene	92	Compound Not Detected.						
	58 trans-1,3-dichloropropene	75	Compound Not Detected.						
	59 1,1,2-trichloroethane	83	Compound Not Detected.						
	60 2-hexanone	43	Compound Not Detected.						
	62 tetrachloroethene	166	12.461	12.461	(0.913)	15191	7.87208	7.872	
	63 chlorodibromomethane	129	Compound Not Detected.						
	64 1,2-dibromoethane	107	Compound Not Detected.						
*	65 chlorobenzene-d5	117	13.645	13.645	(1.000)	487670	100.000		
	66 chlorobenzene	112	Compound Not Detected.						
	68 ethyl benzene	91	Compound Not Detected.						
	69 p/m xylene	106	Compound Not Detected.						
	70 o xylene	106	Compound Not Detected.						
	71 styrene	104	Compound Not Detected.						
	72 isopropylbenzene	105	Compound Not Detected.						
	73 bromoform	173	Compound Not Detected.						
	75 1,1,2,2,-tetrachloroethane	83	Compound Not Detected.						
$	76 4-bromofluorobenzene	95	15.538	15.531	(0.890)	298597	104.722	104.721	
	89 1,3-dichlorobenzene	146	Compound Not Detected.						
*	90 1,4-dichlorobenzene-d4	152	17.466	17.465	(1.000)	215776	100.000		
	91 1,4-dichlorobenzene	146	Compound Not Detected.						
	94 1,2-dichlorobenzene	146	Compound Not Detected.						
	96 1,2-dibromo-3-chloropropane	75	Compound Not Detected.						
	98 1,2,4-trichlorobenzene	180	Compound Not Detected.						
	101 1,2,3-trichlorobenzene	180	Compound Not Detected.						

QC Flag Legend

M - Compound response manually integrated.

Alpha Analytical Labs

gc/ms voa

Data file : \\Orgserv2\ff\chem\GCMSVOA\Gonzo.i\140329.b\0329A16.D
Lab Smp Id:
Inj Date : 29-MAR-2014 19:47
Operator : PD Inst ID: Gonzo.i
Smp Info : l1406036-12,31,10,,a
Misc Info : wg678895,ical9343
Comment :
Method : \\Orgserv2\ff\chem\GCMSVOA\Gonzo.i\140329.b\v10ml8260.m
Meth Date : 30-Mar-2014 20:50 pduczmalew Quant Type: ISTD
Cal Date : 25-MAR-2014 03:06 Cal File: 0324N12.D
Als bottle: 52
Dil Factor: 1.00000
Integrator: HP RTE Compound Sublist: NJTCL.sub
Target Version: 4.12
Processing Host: VIRTUALXP-76524

- NO TENTATIVELY IDENTIFIED COMPOUNDS -

Alpha Analytical Labs

INTERNAL STANDARD COMPOUNDS
AREA AND RT SUMMARY

Instrument ID: Gonzo.i
Lab File ID: 0329A16.D
Lab Smp Id:
Analysis Type: VOA
Quant Type: ISTD
Operator: PD
Method File: \\Orgserv2\ff\chem\GCMSVOA\Gonzo.i\140329.b\v10ml8260.m
Misc Info: wg678895,ical9343

Calibration Date: 29-MAR-2014
Calibration Time: 10:45
Level: LOW
Sample Type: WATER

Test Mode:
Use Last Continuing Calibrator.
If Continuing Cal. use Initial Cal. Level 3

		AREA LIMIT			
COMPOUND	STANDARD	LOWER	UPPER	SAMPLE	%DIFF
43 fluorobenzene	854884	427442	1709768	761432	-10.93
65 chlorobenzene-d5	545961	272981	1091922	487670	-10.68
90 1,4-dichlorobenze	248041	124021	496082	215776	-13.01

		RT LIMIT			
COMPOUND	STANDARD	LOWER	UPPER	SAMPLE	%DIFF
43 fluorobenzene	9.18	8.68	9.68	9.18	0.00
65 chlorobenzene-d5	13.65	13.15	14.15	13.65	0.00
90 1,4-dichlorobenze	17.47	16.97	17.97	17.47	0.00

AREA UPPER LIMIT = +100% of internal standard area.
AREA LOWER LIMIT = - 50% of internal standard area.
RT UPPER LIMIT = + 0.50 minutes of internal standard RT.
RT LOWER LIMIT = - 0.50 minutes of internal standard RT.

Alpha Analytical Labs

RECOVERY REPORT

Client Name: Client SDG: SDGa00267
Sample Matrix: LIQUID Fraction: VOA
Lab Smp Id:
Level: LOW Operator: PD
Data Type: MS DATA SampleType: SAMPLE
SpikeList File: curveall.spk Quant Type: ISTD
Sublist File: NJTCL.sub
Method File: \\Orgserv2\ff\chem\GCMSVOA\Gonzo.i\140329.b\v10ml8260.m
Misc Info: wg678895,ical9343

SURROGATE COMPOUND	AMOUNT ADDED ngs	AMOUNT RECOVERED ngs	% RECOVERED	LIMITS
$ 34 dibromofluorometha	100.000	92.620	92.62	70-130
$ 40 1,2-dichloroethane	100.000	100.161	100.16	70-130
$ 55 toluene-d8	100.000	97.858	97.86	70-130
$ 76 4-bromofluorobenze	100.000	104.721	104.72	70-130

Data File: \\Orgserv2\ff\chem\GCMSVOA\Gonzo.i\140329.b\0329A16.D
Date : 29-MAR-2014 19:47
Client ID:
Sample Info: 11406036-12,31,10,,a
Purge Volume: 10.0
Column phase: Rtx-502.2

Instrument: Gonzo.i
Operator: PD
Column diameter: 0.18

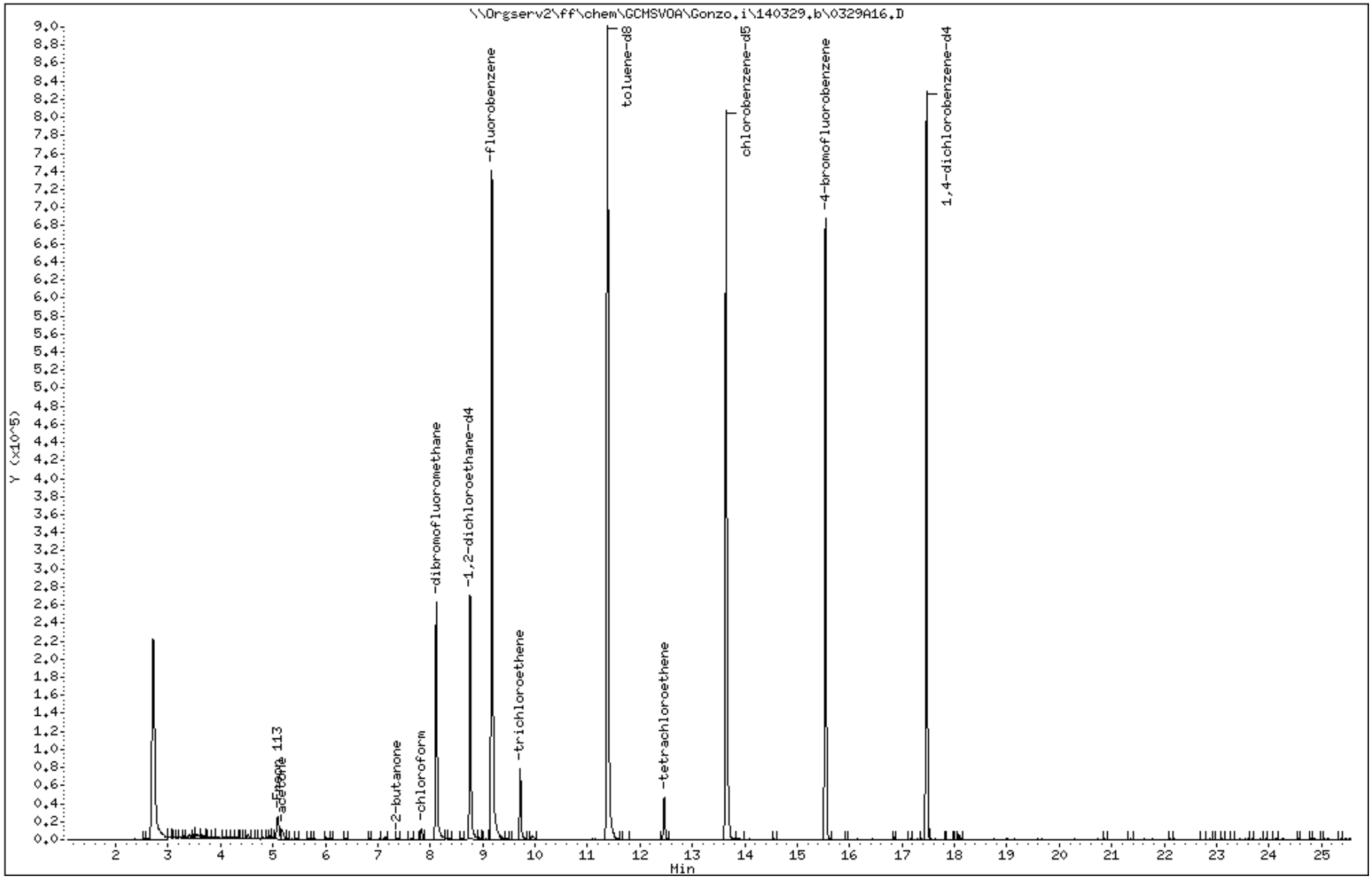

Data File: \\Orgserv2\ff\chem\GCMSVOA\Gonzo.i\140329.b\0329A16.D

Date : 29-MAR-2014 19:47

Client ID:

Instrument: Gonzo.i

Sample Info: 11406036-12,31,10,,a

Purge Volume: 10.0

Operator: PD

Column phase: Rtx-502.2

Column diameter: 0.18

9 Freon 113

Concentration: 8.648 ngs

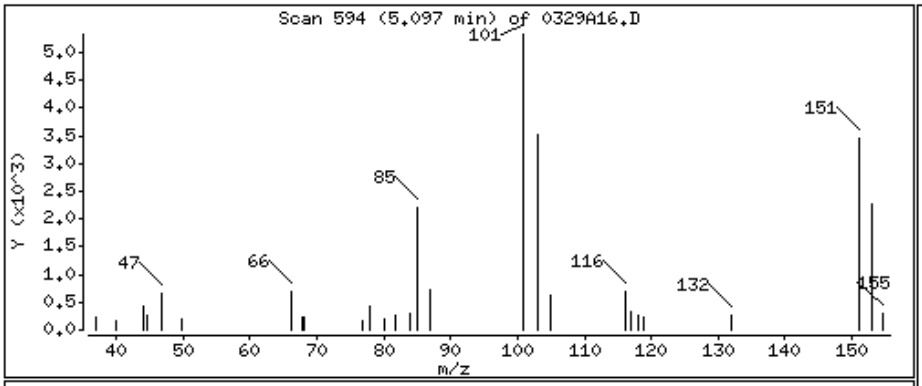

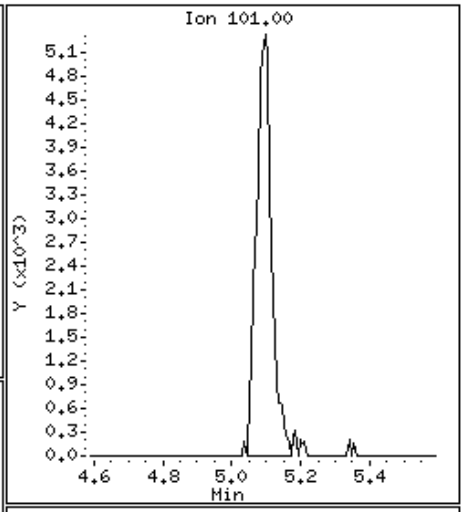

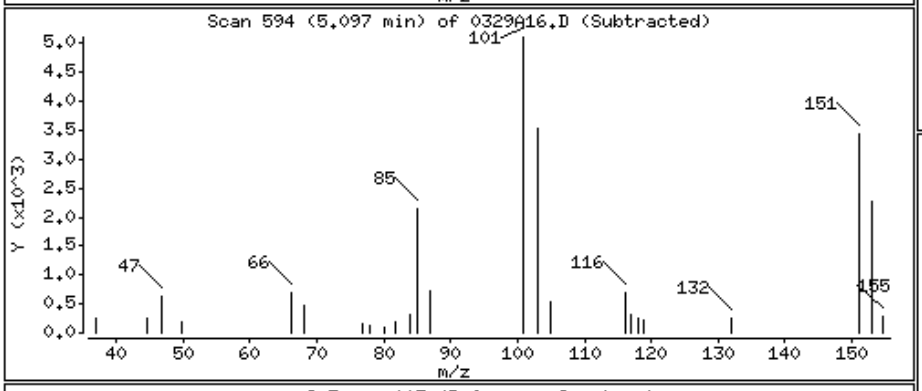

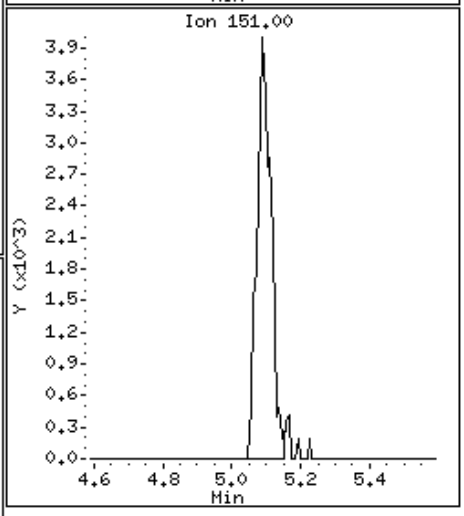

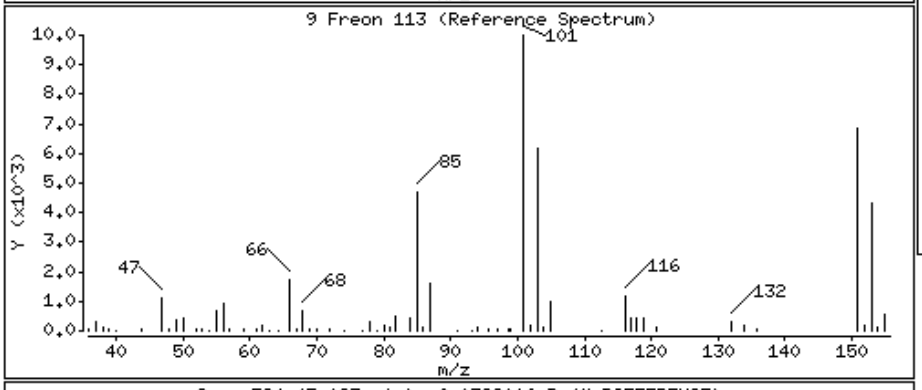

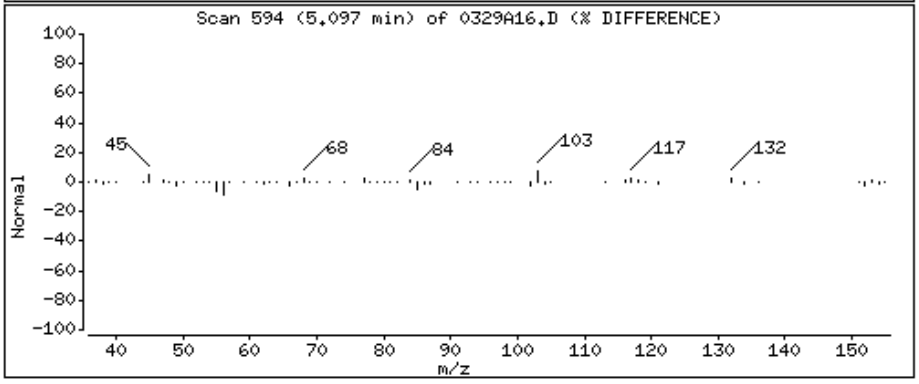

Data File: \\Orgserv2\ff\chem\GCMSVOA\Gonzo.i\140329.b\0329A16.D

Date : 29-MAR-2014 19:47

Client ID:

Instrument: Gonzo.i

Sample Info: l1406036-12,31,10,,a

Purge Volume: 10.0

Operator: PD

Column phase: Rtx-502.2

Column diameter: 0.18

10 acetone

Concentration: 42.489 ngs

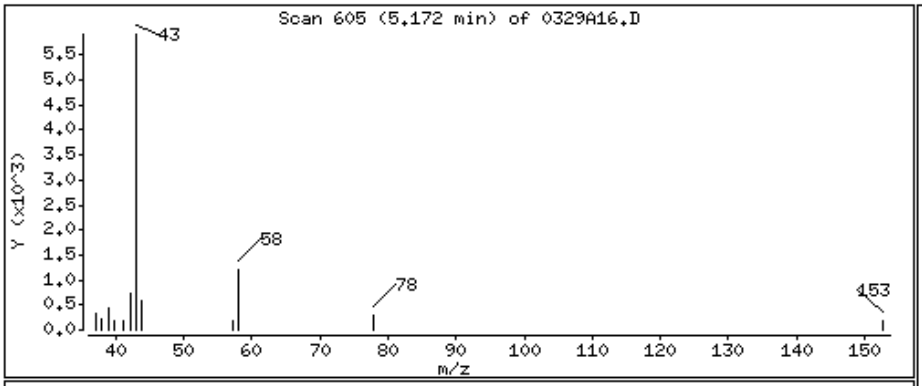

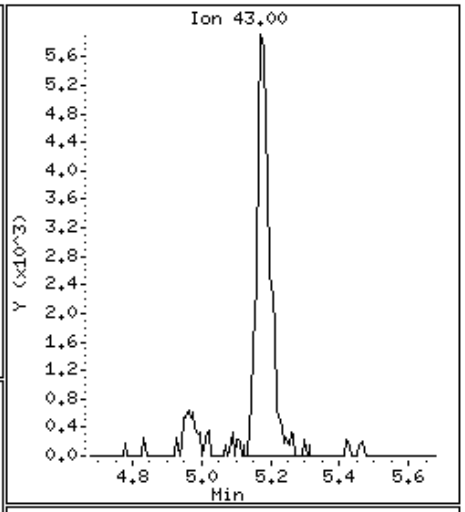

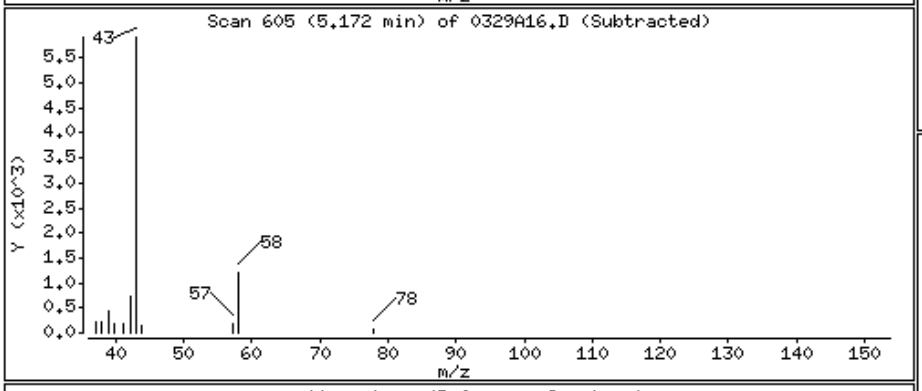

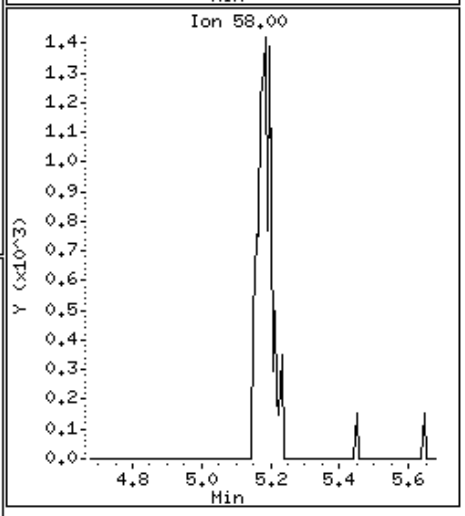

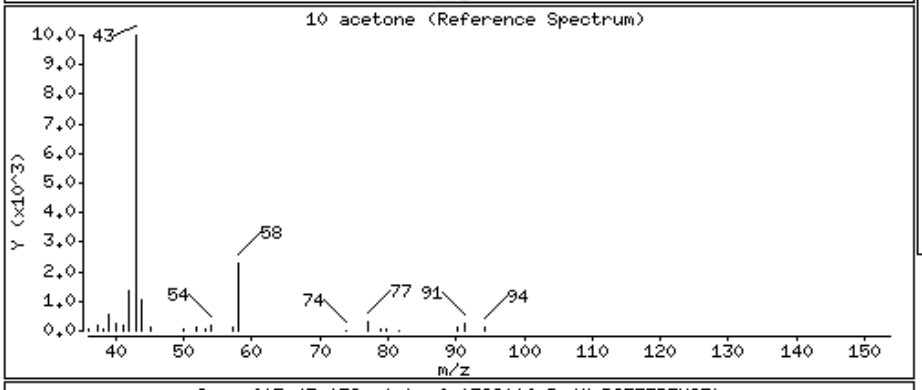

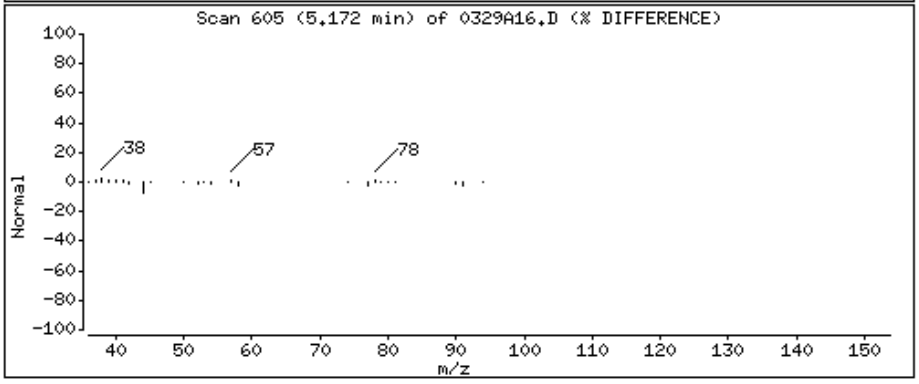

Data File: \\Orgserv2\ff\chem\GCMSVOA\Gonzo.i\140329.b\0329A16.D

Date : 29-MAR-2014 19:47

Client ID:

Instrument: Gonzo.i

Sample Info: l1406036-12,31,10,,a

Purge Volume: 10.0

Operator: PD

Column phase: Rtx-502.2

Column diameter: 0.18

27 2-butanone

Concentration: 7.214 ngs

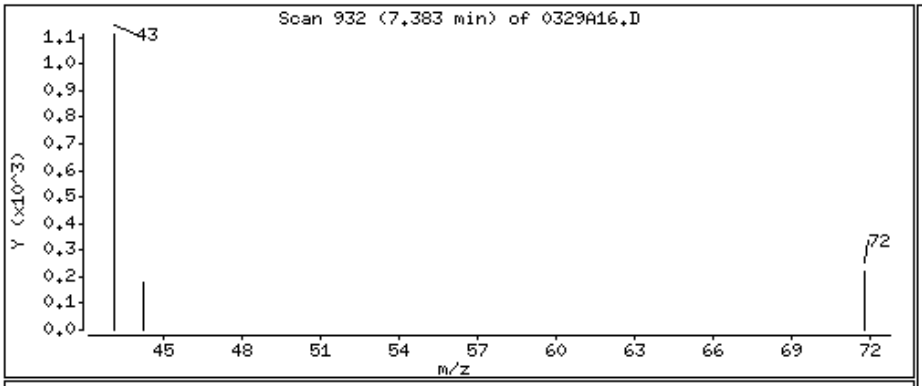

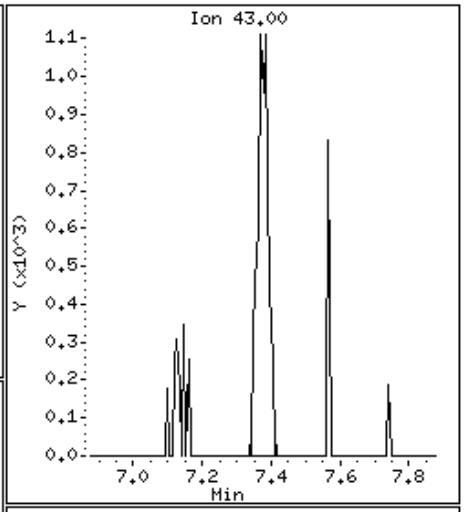

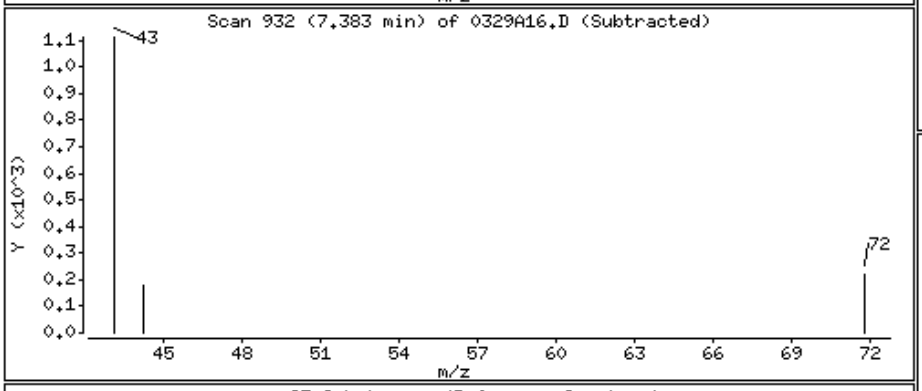

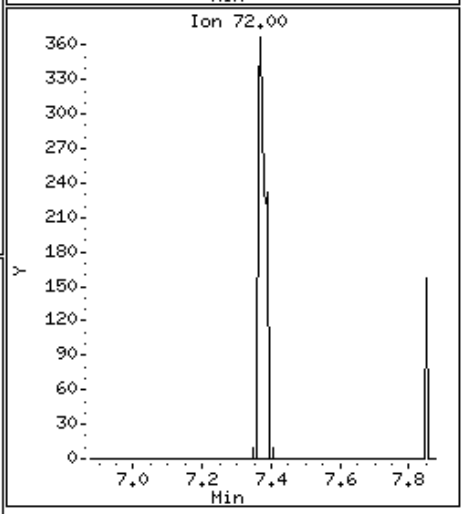

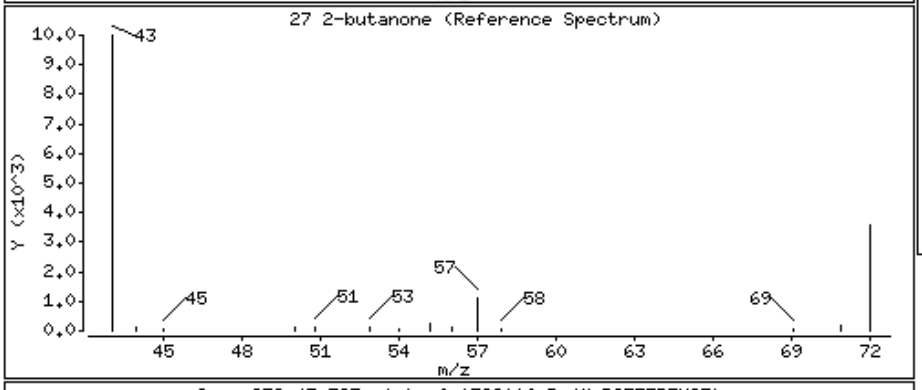

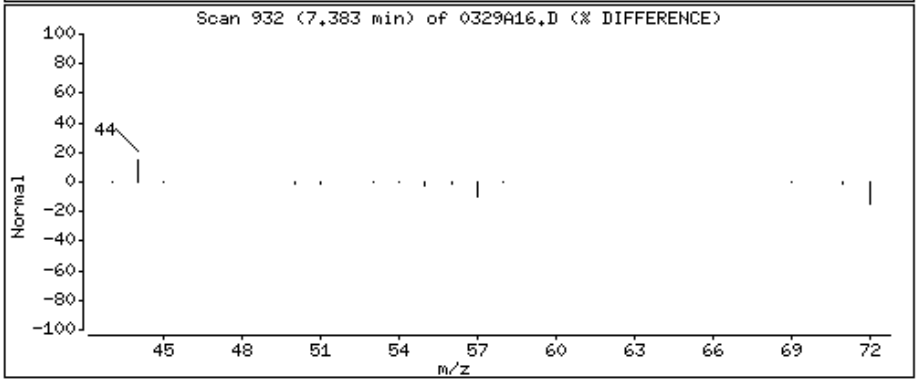

Data File: \\Orgserv2\ff\chem\GCMSVOA\Gonzo.i\140329.b\0329A16.D

Date : 29-MAR-2014 19:47

Client ID:

Instrument: Gonzo.i

Sample Info: 11406036-12,31,10,,a

Purge Volume: 10.0

Operator: PD

Column phase: Rtx-502.2

Column diameter: 0.18

31 chloroform

Concentration: 2.584 ngs

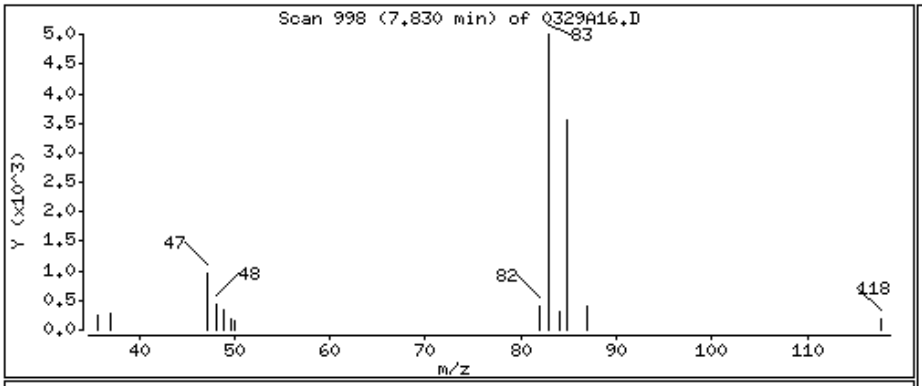

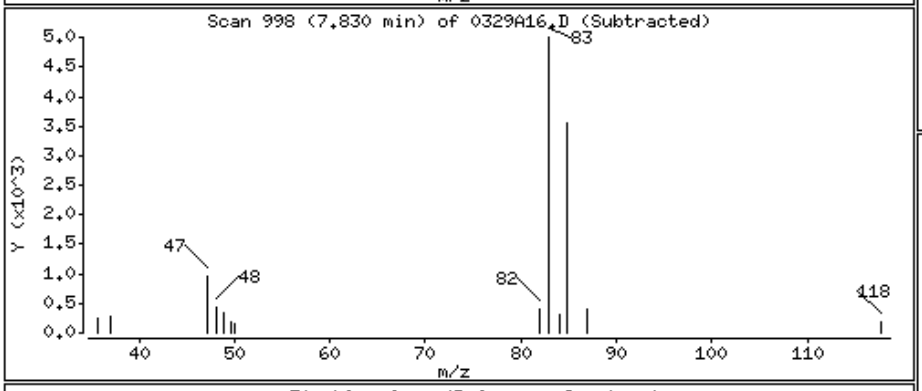

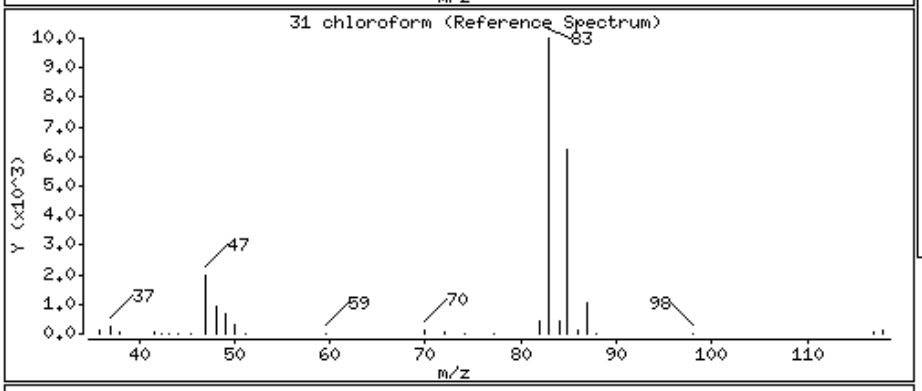

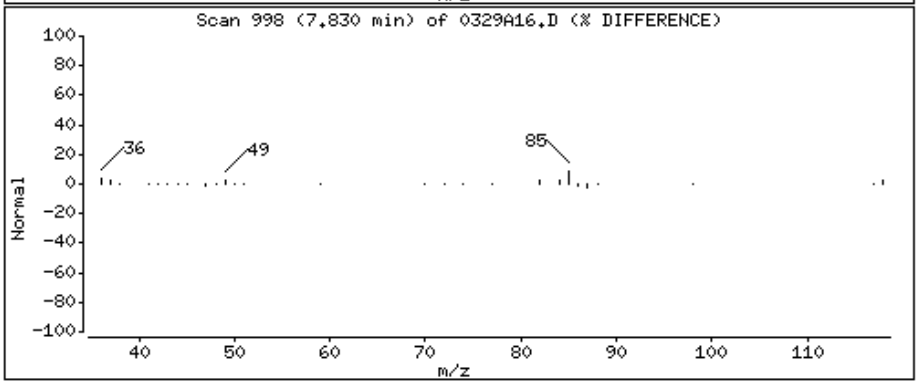

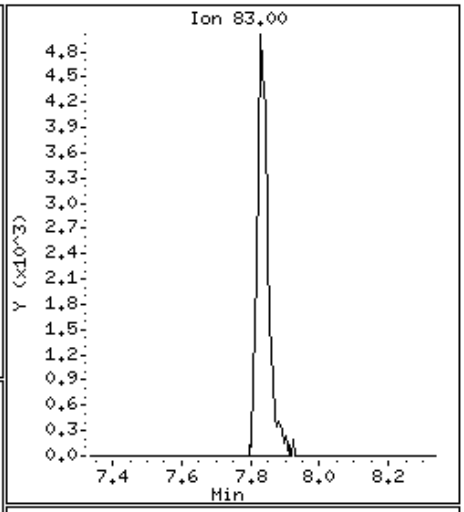

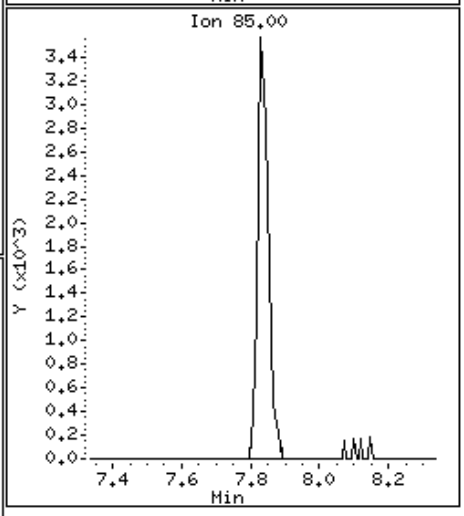

Data File: \\Orgserv2\ff\chem\GCMSVOA\Gonzo.i\140329.b\0329A16.D

Date : 29-MAR-2014 19:47

Client ID:

Instrument: Gonzo.i

Sample Info: l1406036-12,31,10,,a

Purge Volume: 10.0

Operator: PD

Column phase: Rtx-502.2

Column diameter: 0.18

44 trichloroethene

Concentration: 14.335 ngs

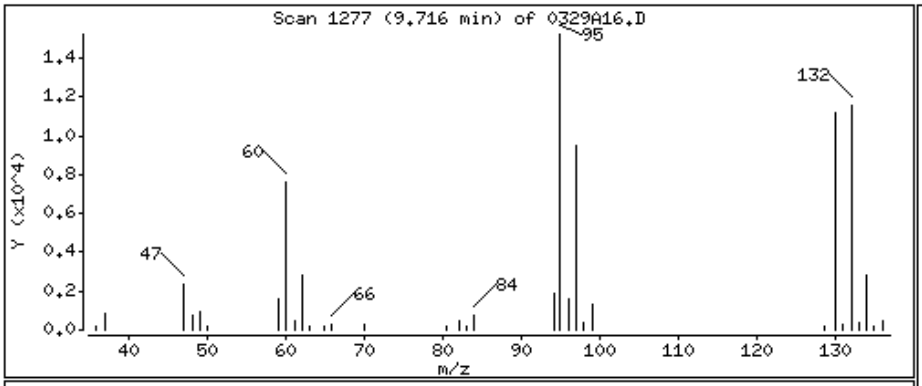

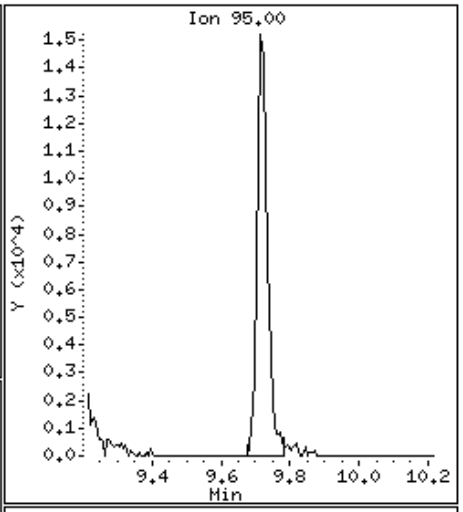

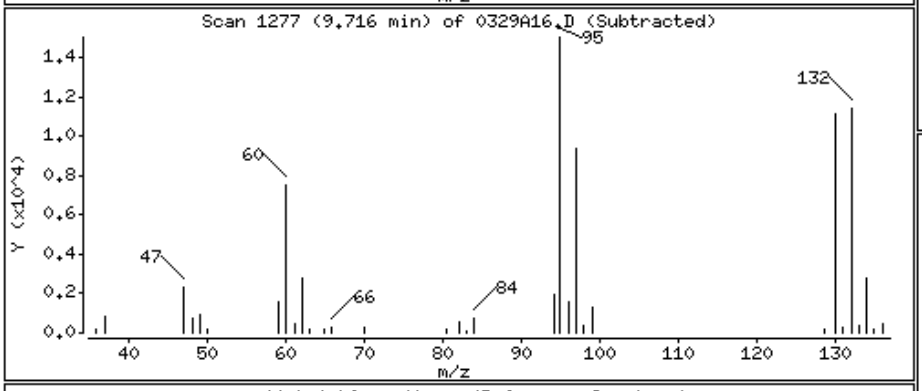

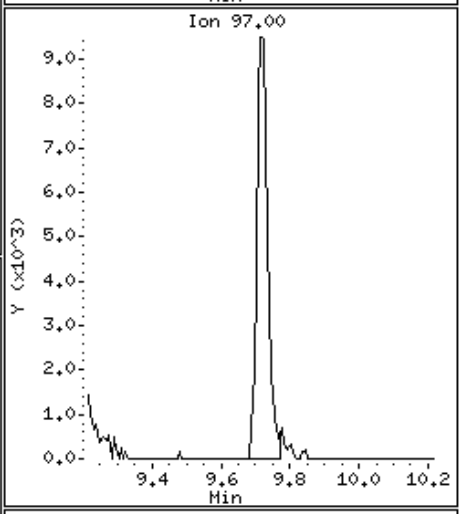

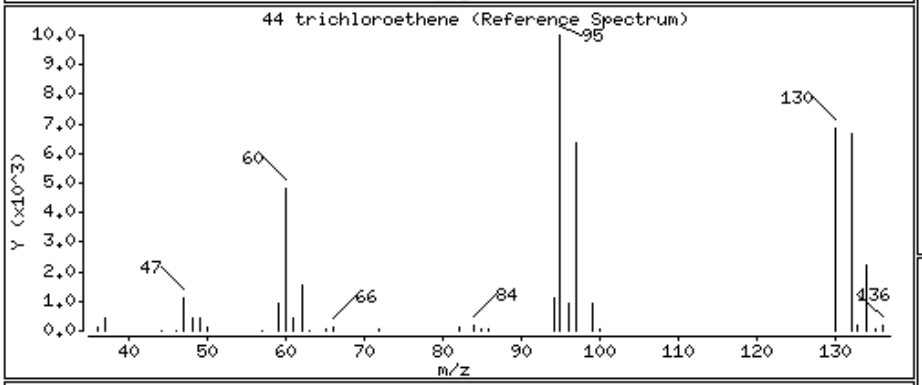

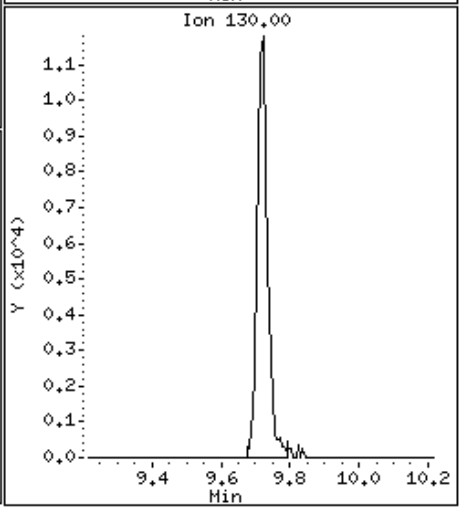

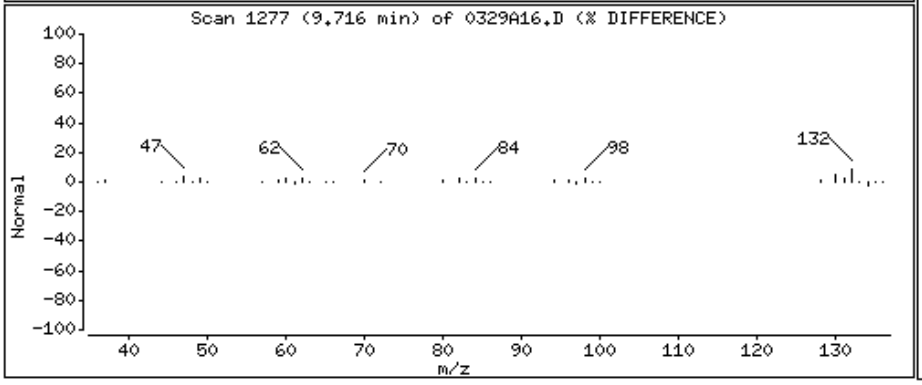

Data File: \\Orgserv2\ff\chem\GCMSVOA\Gonzo.i\140329.b\0329A16.D

Date : 29-MAR-2014 19:47

Client ID:

Instrument: Gonzo.i

Sample Info: l1406036-12,31,10,,a

Purge Volume: 10.0

Operator: PD

Column phase: Rtx-502.2

Column diameter: 0.18

62 tetrachloroethene

Concentration: 7.872 ngs

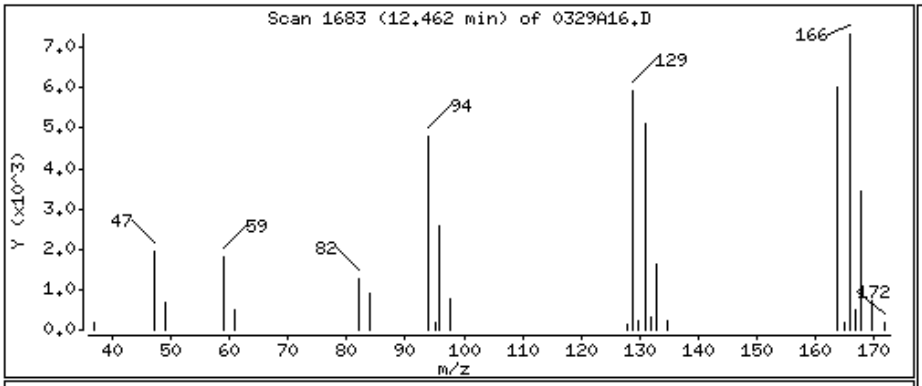

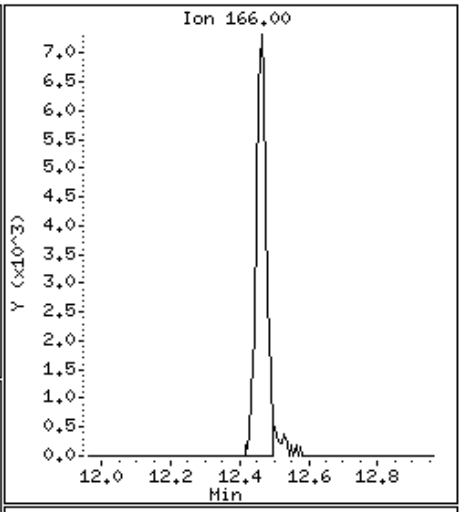

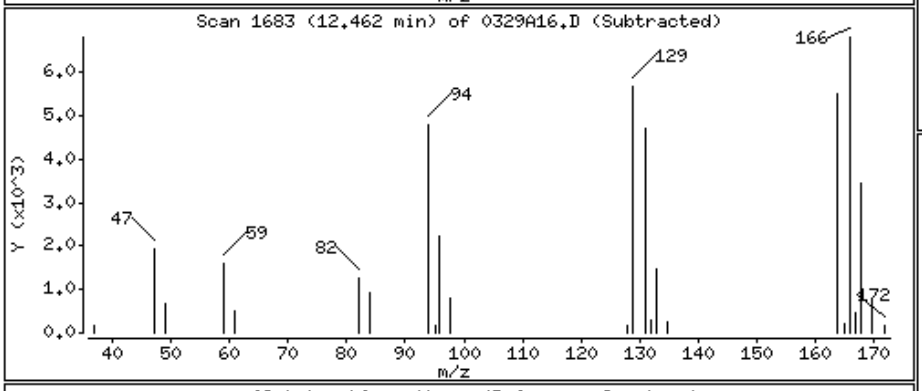

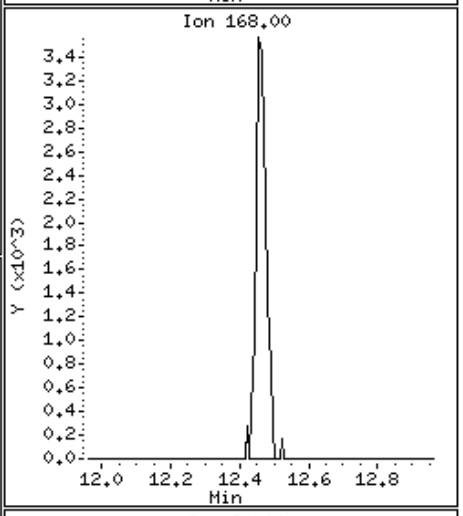

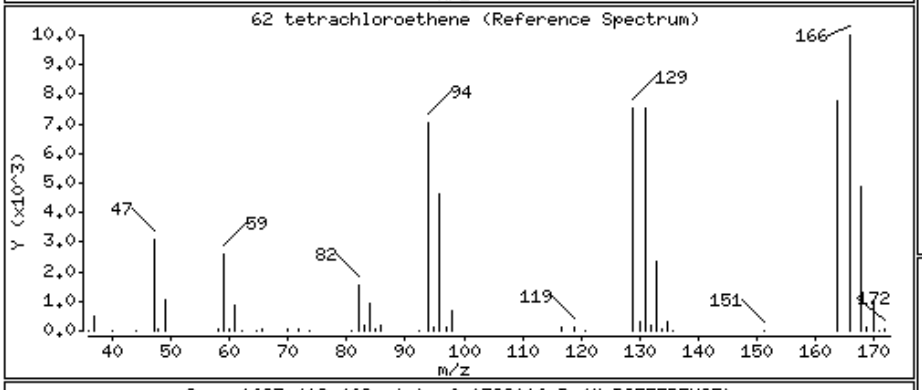

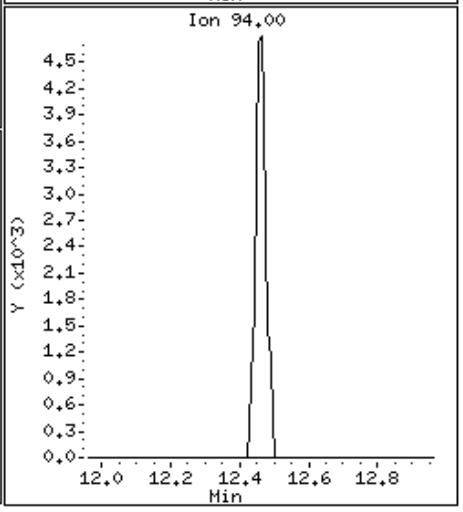

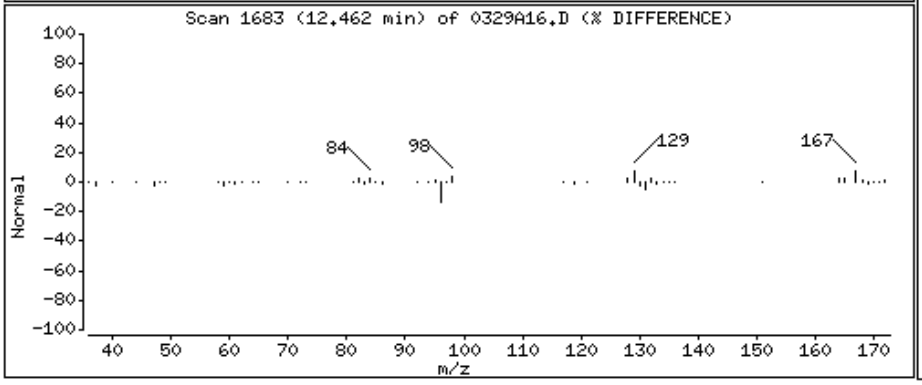

Alpha Analytical Labs

Manual Integration

Sample Info	: l1406036-12,31,10,,a wg678895,ical9343		
Instrument ID	: Gonzo.i		
Method	: v10ml8260.m		
File	: 0329A16.D		
Injection Date	: 29-MAR-2014 19:47		
Quantitation	: ISTD	Integrator :	HP RTE
Dilution Factor	: 1.00	Sample Type:	SAMPLE

This File has no version history.

//Orgserv2/ff/chem/GCMSVOA/Gonzo.i/140329.b/original/0329A16.D

Alpha Analytical Labs

gc/ms voa - Elaine

Data file : \\Orgserv2\ff\chem\GCMSVOA\Elaine.i\140329.b\0329A17.D
Lab Smp Id:
Inj Date : 29-MAR-2014 19:56
Operator : PD Inst ID: Elaine.i
Smp Info : l1406036-27,31,10,,a
Misc Info : wg678962,ical9341
Comment :
Method : \\Orgserv2\ff\chem\GCMSVOA\Elaine.i\140329.b\liq8260C.m
Meth Date : 30-Mar-2014 21:28 pduczmalew Quant Type: ISTD
Cal Date : 24-MAR-2014 23:22 Cal File: 0324A06.D
Als bottle: 1
Dil Factor: 1.00000
Integrator: HP RTE Compound Sublist: NJTCL.sub
Target Version: 4.12
Processing Host: VIRTUALXP-76524

Concentration Formula: Amt * DF * CpndVariable
Cpnd Variable Local Compound Variable

	Compounds	QUANT SIG MASS	RT	EXP RT	REL RT	RESPONSE	CONCENTRATIONS ON-COLUMN (ngs)	FINAL (ngs)	REVIEW CODE
	1 dichlorodifluoromethane	85	Compound Not Detected.						
	2 chloromethane	50	Compound Not Detected.						
	3 vinyl chloride	62	Compound Not Detected.						
	4 bromomethane	94	Compound Not Detected.						
	5 chloroethane	64	Compound Not Detected.						
	6 trichlorofluoromethane	101	Compound Not Detected.						
	9 freon-113	101	Compound Not Detected.						
	10 acetone	43	4.377	4.377	(0.485)	5868	70.3761	70.376	
	11 1,1,-dichloroethene	96	Compound Not Detected.						
	13 Methyl Acetate	43	Compound Not Detected.						
	14 methylene chloride	84	Compound Not Detected.						
	15 carbon disulfide	76	Compound Not Detected.						
	17 methyl tert butyl ether	73	Compound Not Detected.						
	19 trans-1,2-dichloroethene	96	Compound Not Detected.						
	23 1,1-dichloroethane	63	Compound Not Detected.						
	26 2-butanone	43	Compound Not Detected.						
	29 cis-1,2-dichloroethene	96	Compound Not Detected.						
	30 chloroform	83	7.469	7.469	(0.827)	17196	24.6160	24.616	
	31 bromochloromethane	128	Compound Not Detected.						
$	34 dibromofluoromethane	113	7.796	7.786	(0.863)	33737	95.6307	95.630	
	36 1,1,1-trichloroethane	97	Compound Not Detected.						
	37 Cyclohexane	56	Compound Not Detected.						
	39 carbontetrachloride	117	Compound Not Detected.						
$	41 1,2-dichloroethane-d4	65	8.535	8.535	(0.945)	41559	98.0190	98.018	
	42 1,2-dichloroethane	62	Compound Not Detected.						
	43 benzene	78	Compound Not Detected.						
*	45 flourobenzene	96	9.031	9.031	(1.000)	152520	100.000		
	47 trichloroethene	95	9.654	9.654	(1.069)	8328	20.4093	20.409	
	48 methyl cyclohexane	83	Compound Not Detected.						

	Compounds	QUANT SIG MASS	RT	EXP RT	REL RT	RESPONSE	CONCENTRATIONS ON-COLUMN (ngs)	CONCENTRATIONS FINAL (ngs)	REVIEW CODE
	49 1,2-dichloropropane	63	Compound Not Detected.						
	50 bromodichloromethane	83	Compound Not Detected.						
	51 1,4-Dioxane	88	Compound Not Detected.						
	54 4-methyl-2-pentanone	58	Compound Not Detected.						
	57 cis-1,3-dichloropropene	75	Compound Not Detected.						
$	58 toluene-d8	98	11.553	11.564	(0.820)	169903	102.687	102.687	
	59 toluene	92	Compound Not Detected.						
	62 trans-1,3-dichloropropene	75	Compound Not Detected.						
	64 2-hexanone	43	Compound Not Detected.						
	63 1,1,2-trichloroethane	83	Compound Not Detected.						
	66 tetrachloroethene	166	Compound Not Detected.						
	67 chlorodibromomethane	129	Compound Not Detected.						
	68 1,2-dibromoethane	107	Compound Not Detected.						
*	69 chlorobenzene-d5	117	14.086	14.086	(1.000)	130722	100.000		
	70 chlorobenzene	112	Compound Not Detected.						
	72 ethyl benzene	91	Compound Not Detected.						
	73 p/m xylene	106	Compound Not Detected.						
	74 o xylene	106	Compound Not Detected.						
	75 styrene	104	Compound Not Detected.						
	76 isopropylbenzene	105	Compound Not Detected.						
	77 bromoform	173	Compound Not Detected.						
	79 1,1,2,2,-tetrachloroethane	83	Compound Not Detected.						
$	80 4-bromofluorobenzene	95	16.218	16.218	(0.883)	75957	101.353	101.352	
	93 1,3-dichlorobenzene	146	Compound Not Detected.						
*	94 1,4-dichlorobenzene-d4	152	18.360	18.360	(1.000)	61189	100.000		
	95 1,4-dichlorobenzene	146	Compound Not Detected.						
	98 1,2-dichlorobenzene	146	Compound Not Detected.						
	100 1,2-dibromo-3-chloropropane	75	Compound Not Detected.						
	102 1,2,4-trichlorobenzene	180	Compound Not Detected.						
	105 1,2,3-trichlorobenzene	180	Compound Not Detected.						

Alpha Analytical Labs

gc/ms voa - Elaine

Data file : \\Orgserv2\ff\chem\GCMSVOA\Elaine.i\140329.b\0329A17.D
Lab Smp Id:
Inj Date : 29-MAR-2014 19:56
Operator : PD Inst ID: Elaine.i
Smp Info : l1406036-27,31,10,,a
Misc Info : wg678962,ical9341
Comment :
Method : \\Orgserv2\ff\chem\GCMSVOA\Elaine.i\140329.b\liq8260C.m
Meth Date : 30-Mar-2014 21:28 pduczmalew Quant Type: ISTD
Cal Date : 24-MAR-2014 23:22 Cal File: 0324A06.D
Als bottle: 1
Dil Factor: 1.00000
Integrator: HP RTE Compound Sublist: NJTCL.sub
Target Version: 4.12
Processing Host: VIRTUALXP-76524

- NO TENTATIVELY IDENTIFIED COMPOUNDS -

Alpha Analytical Labs

INTERNAL STANDARD COMPOUNDS
AREA AND RT SUMMARY

Instrument ID: Elaine.i
Lab File ID: 0329A17.D
Lab Smp Id:
Analysis Type: VOA
Quant Type: ISTD
Operator: PD
Method File: \\Orgserv2\ff\chem\GCMSVOA\Elaine.i\140329.b\liq8260C.m
Misc Info: wg678962,ical9341

Calibration Date: 29-MAR-2014
Calibration Time: 11:14
Level: LOW
Sample Type: WATER

Test Mode:
Use Last Continuing Calibrator.
If Continuing Cal. use Initial Cal. Level 3

COMPOUND	STANDARD	AREA LIMIT LOWER	AREA LIMIT UPPER	SAMPLE	%DIFF
45 flourobenzene	216817	108409	433634	152520	-29.65
69 chlorobenzene-d5	183807	91904	367614	130722	-28.88
94 1,4-dichlorobenze	94614	47307	189228	61189	-35.33

COMPOUND	STANDARD	RT LIMIT LOWER	RT LIMIT UPPER	SAMPLE	%DIFF
45 flourobenzene	9.03	8.53	9.53	9.03	0.00
69 chlorobenzene-d5	14.09	13.59	14.59	14.09	0.00
94 1,4-dichlorobenze	18.36	17.86	18.86	18.36	0.00

AREA UPPER LIMIT = +100% of internal standard area.
AREA LOWER LIMIT = - 50% of internal standard area.
RT UPPER LIMIT = + 0.50 minutes of internal standard RT.
RT LOWER LIMIT = - 0.50 minutes of internal standard RT.

Alpha Analytical Labs

RECOVERY REPORT

Client Name: Client SDG: SDGa00307
Sample Matrix: LIQUID Fraction: VOA
Lab Smp Id:
Level: LOW Operator: PD
Data Type: MS DATA SampleType: SAMPLE
SpikeList File: curveall.spk Quant Type: ISTD
Sublist File: NJTCL.sub
Method File: \\Orgserv2\ff\chem\GCMSVOA\Elaine.i\140329.b\liq8260C.m
Misc Info: wg678962,ical9341

SURROGATE COMPOUND	AMOUNT ADDED ngs	AMOUNT RECOVERED ngs	% RECOVERED	LIMITS
$ 34 dibromofluorometha	100.000	95.630	95.63	70-130
$ 41 1,2-dichloroethane	100.000	98.018	98.02	70-130
$ 58 toluene-d8	100.000	102.687	102.69	70-130
$ 80 4-bromofluorobenze	100.000	101.352	101.35	70-130

Data File: \\Orgserv2\ff\chem\GCMSVOA\Elaine.i\140329.b\0329A17.D
Date : 29-MAR-2014 19:56
Client ID:
Instrument: Elaine.i
Sample Info: 11406036-27,31,10,,a
Purge Volume: 10.0
Operator: PD
Column phase:
Column diameter: 0.18

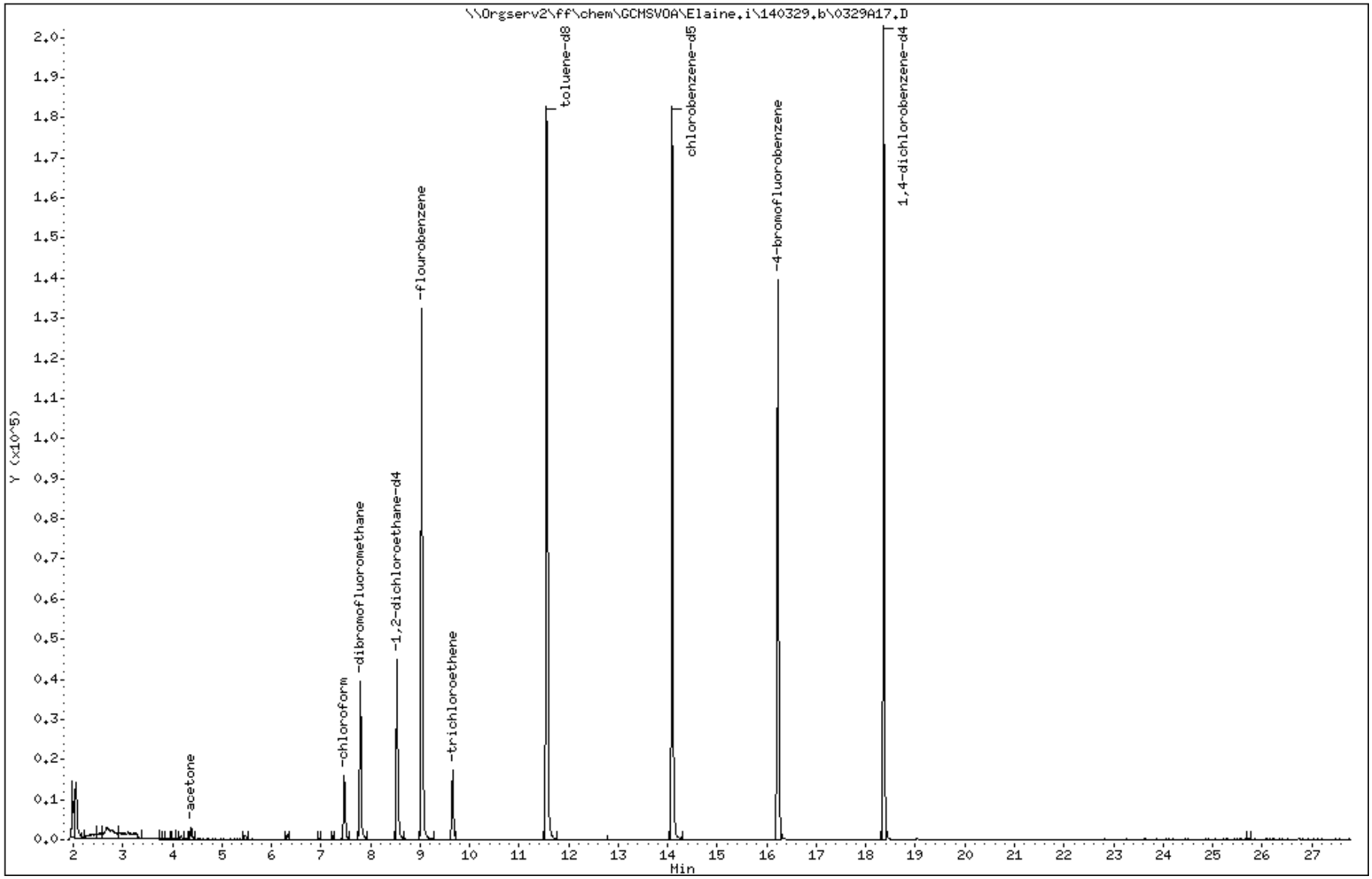

Data File: \\Orgserv2\ff\chem\GCMSVOA\Elaine.i\140329.b\0329A17.D

Date : 29-MAR-2014 19:56

Client ID:

Instrument: Elaine.i

Sample Info: 11406036-27,31,10,,a

Purge Volume: 10.0

Operator: PD

Column phase:

Column diameter: 0.18

10 acetone

Concentration: 70.376 ngs

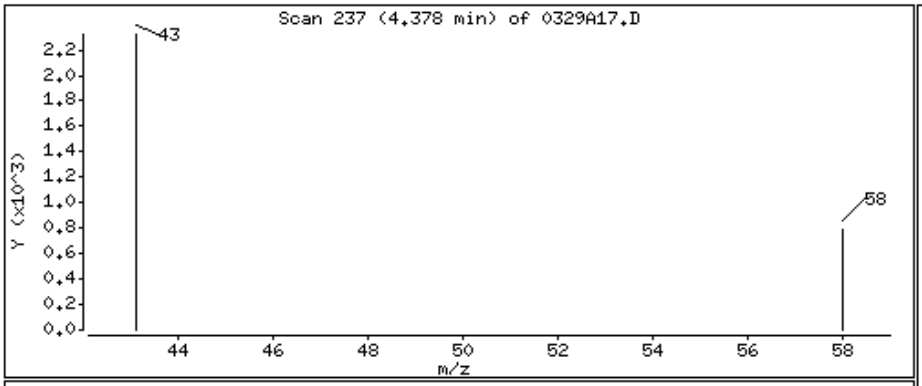

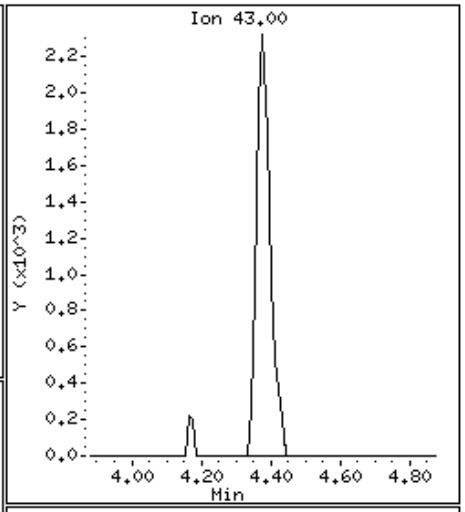

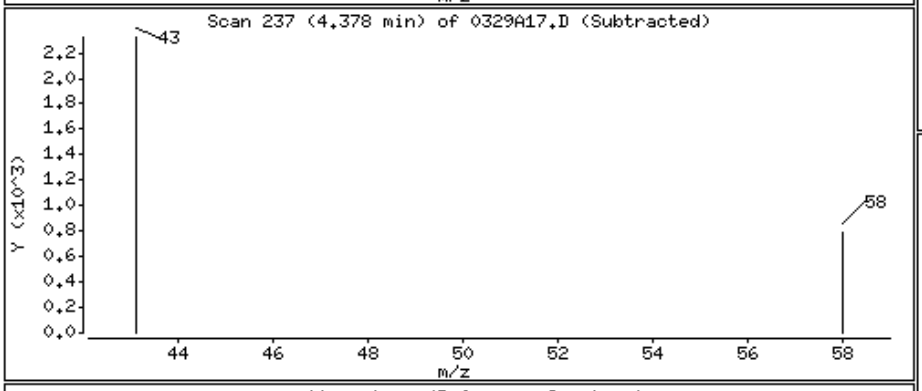

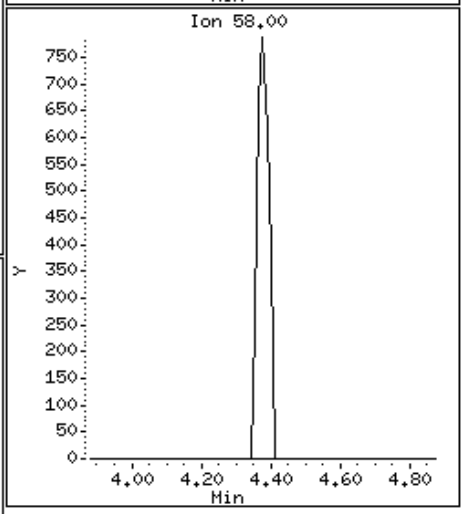

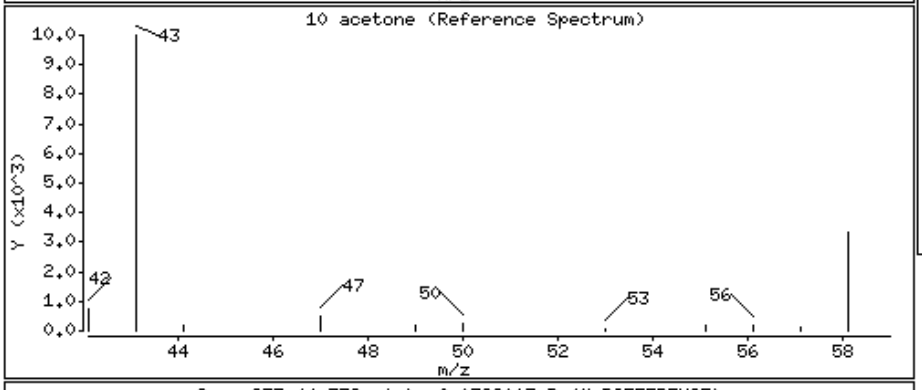

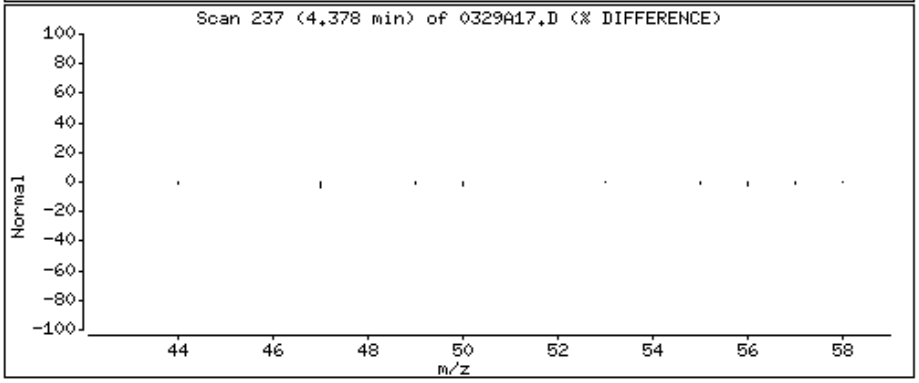

Data File: \\Orgserv2\ff\chem\GCMSVOA\Elaine.i\140329.b\0329A17.D

Date : 29-MAR-2014 19:56

Client ID:

Instrument: Elaine.i

Sample Info: 11406036-27,31,10,,a

Purge Volume: 10.0

Operator: PD

Column phase:

Column diameter: 0.18

30 chloroform

Concentration: 24.616 ngs

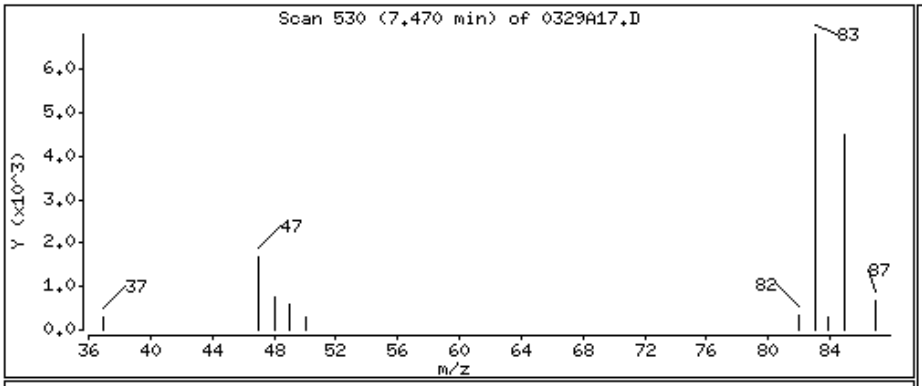

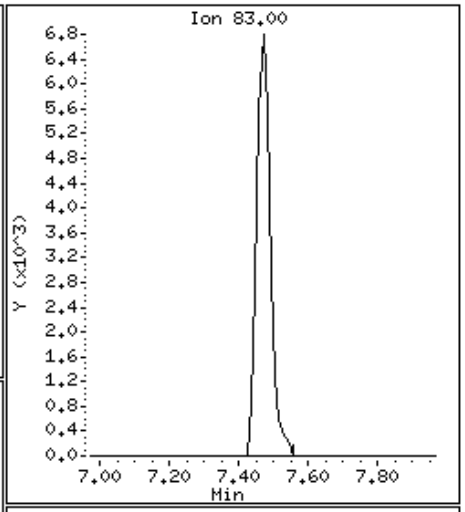

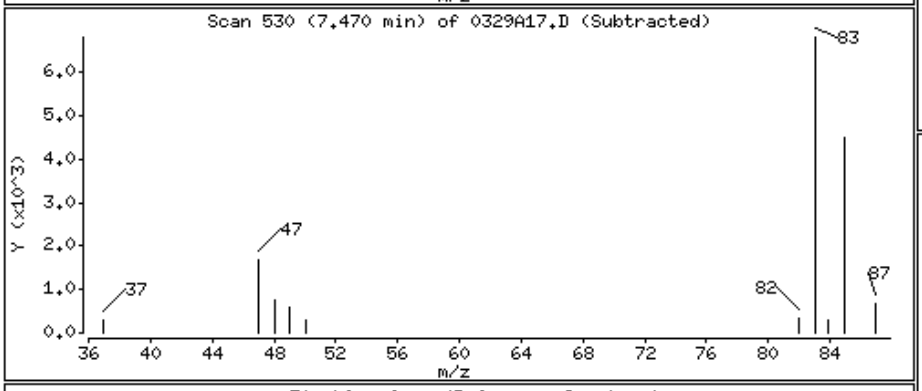

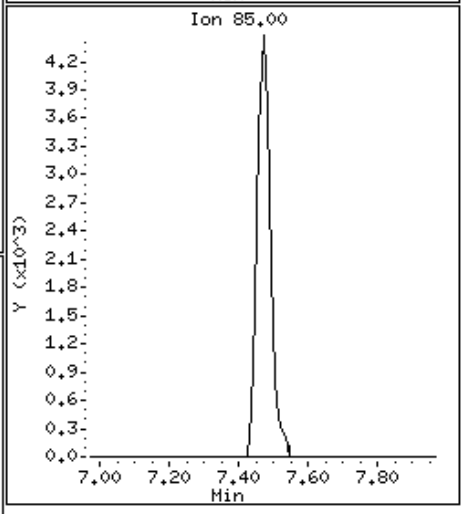

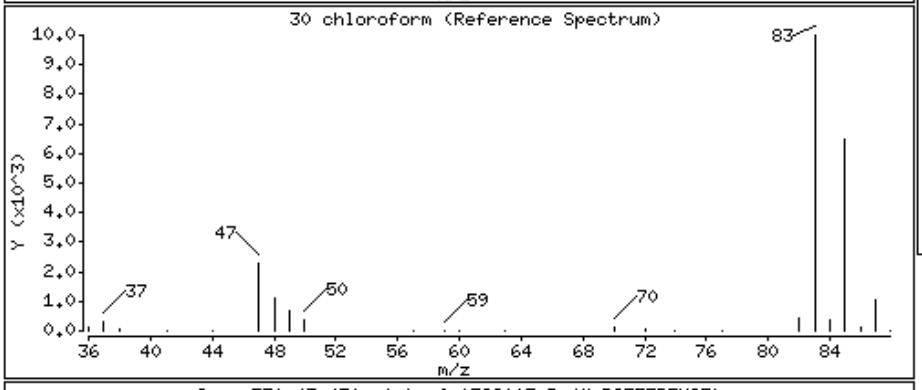

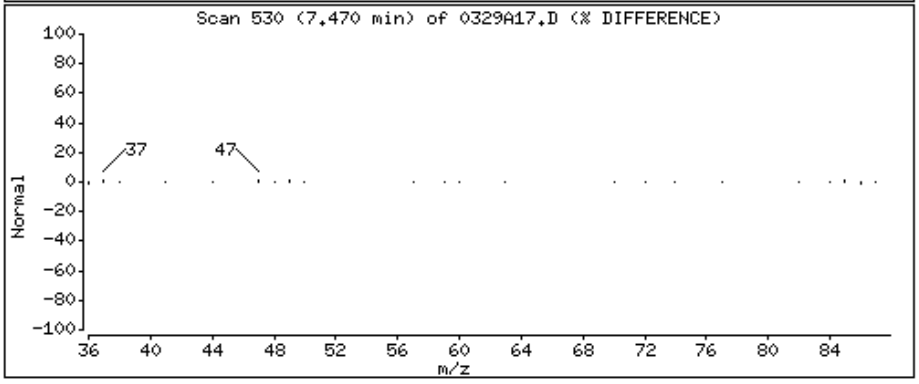

Data File: \\Orgserv2\ff\chem\GCMSVOA\Elaine.i\140329.b\0329A17.D

Date : 29-MAR-2014 19:56

Client ID:

Instrument: Elaine.i

Sample Info: 11406036-27,31,10,,a

Purge Volume: 10.0

Operator: PD

Column phase:

Column diameter: 0.18

47 trichloroethene

Concentration: 20.409 ngs

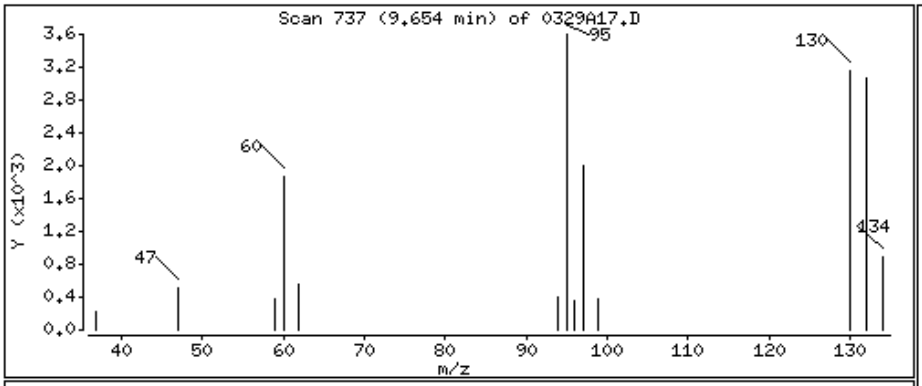

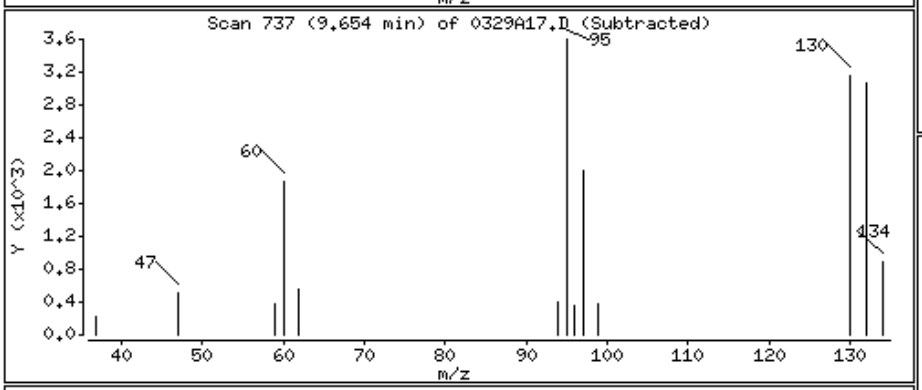

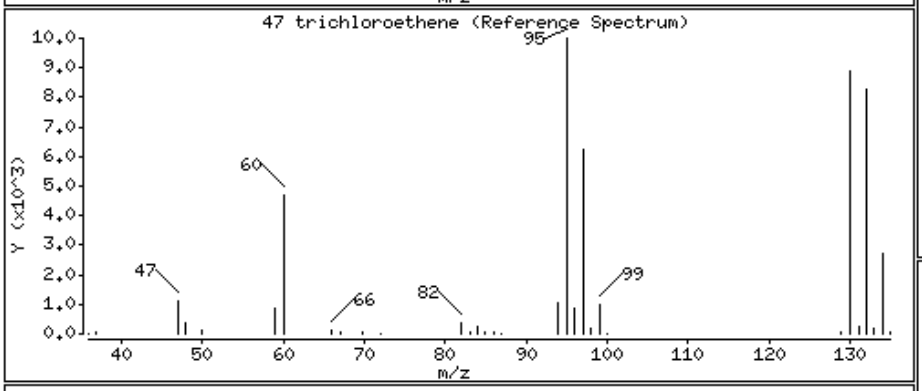

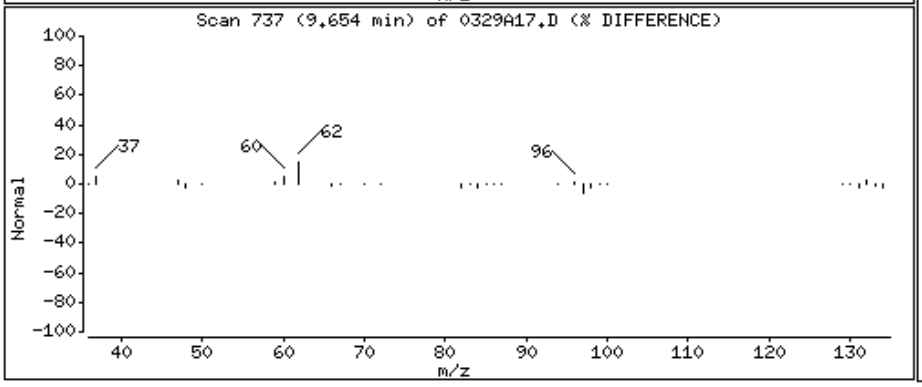

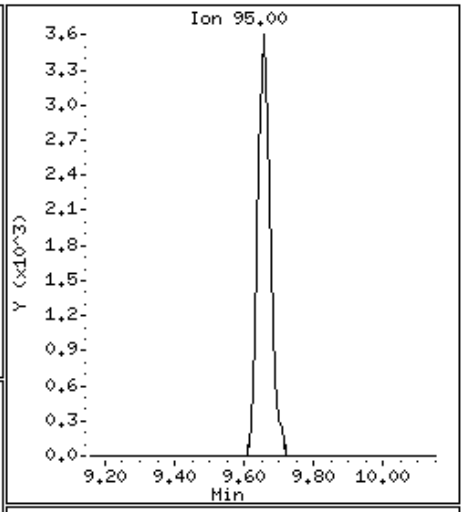

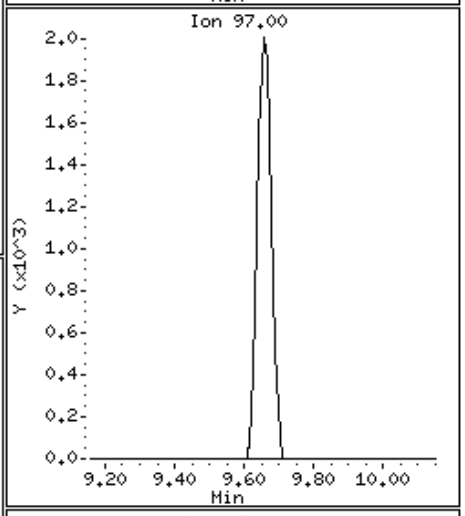

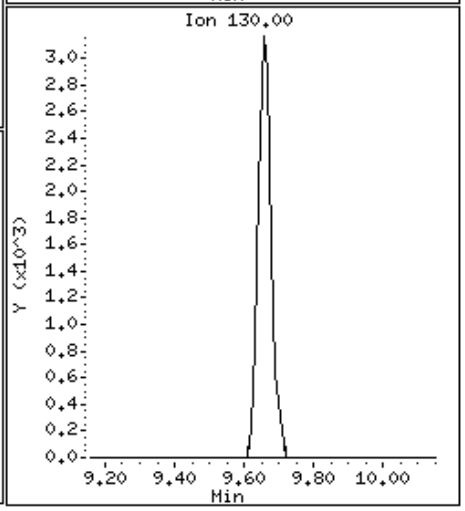

Alpha Analytical Labs

Manual Integration

Sample Info	: l1406036-27,31,10,,a wg678962,ical9341		
Instrument ID	: Elaine.i		
Method	: liq8260C.m		
File	: 0329A17.D		
Injection Date	: 29-MAR-2014 19:56		
Quantitation	: ISTD	Integrator :	HP RTE
Dilution Factor	: 1.00	Sample Type:	SAMPLE

This File has no version history.

//Orgserv2/ff/chem/GCMSVOA/Elaine.i/140329.b/original/0329A17.D

Alpha Analytical Labs

gc/ms voa - VOA101

Data file : \\Orgserv2\ff\chem\GCMSVOA\Voa101.i\140329.b\0329A20.D
Lab Smp Id:
Inj Date : 29-MAR-2014 20:12
Operator : PD Inst ID: Voa101.i
Smp Info : l1406036-45,31,10,,a
Misc Info : wg678899,ical9333
Comment :
Method : \\Orgserv2\ff\chem\GCMSVOA\Voa101.i\140329.b\liq8260C.m
Meth Date : 29-Mar-2014 15:20 ppaveglio Quant Type: ISTD
Cal Date : 24-MAR-2014 14:57 Cal File: 0324A12.D
Als bottle: 20
Dil Factor: 1.00000
Integrator: HP RTE Compound Sublist: NJTCL.sub
Target Version: 4.12
Processing Host: VIRTUALXP-76524

Concentration Formula: Amt * DF * CpndVariable
Cpnd Variable Local Compound Variable

		QUANT SIG MASS	RT	EXP RT	REL RT	RESPONSE	CONCENTRATIONS ON-COLUMN (ngs)	FINAL (ngs)	REVIEW CODE
	1 dichlorodifluoromethane	85	Compound Not Detected.						
	2 chloromethane	50	Compound Not Detected.						
	3 vinyl chloride	62	Compound Not Detected.						
	4 bromomethane	94	Compound Not Detected.						
	5 chloroethane	64	Compound Not Detected.						
	6 trichlorofluoromethane	101	Compound Not Detected.						
	8 1,1,-dichloroethene	96	Compound Not Detected.						
	11 freon-113	101	Compound Not Detected.						
	10 carbon disulfide	76	Compound Not Detected.						
	14 methylene chloride	84	Compound Not Detected.						
	15 acetone	43	3.737	3.735	(0.600)	12140	92.2149	92.214	
	16 trans-1,2-dichloroethene	96	Compound Not Detected.						
	17 Methyl Acetate	43	Compound Not Detected.						
	18 methyl tert butyl ether	73	Compound Not Detected.						
	22 1,1-dichloroethane	63	Compound Not Detected.						
	27 cis-1,2-dichloroethene	96	4.962	4.959	(0.796)	5670	9.34804	9.348(QM)	M1
	29 bromochloromethane	128	Compound Not Detected.						
	30 Cyclohexane	56	Compound Not Detected.						
	31 chloroform	83	5.226	5.223	(0.839)	16623	16.7086	16.708	
	33 carbontetrachloride	117	Compound Not Detected.						
$	36 dibromofluoromethane	113	5.405	5.405	(0.868)	51356	110.941	110.940	
	37 1,1,1-trichloroethane	97	Compound Not Detected.						
	38 2-butanone	43	Compound Not Detected.						
	40 benzene	78	Compound Not Detected.						
$	42 1,2-dichloroethane-d4	65	5.947	5.941	(0.954)	58251	113.495	113.494	
	43 1,2-dichloroethane	62	Compound Not Detected.						
*	45 flourobenzene	96	6.230	6.227	(1.000)	176622	100.000		
	49 trichloroethene	95	6.401	6.401	(1.027)	17050	29.0017	29.001	
	46 methyl cyclohexane	83	Compound Not Detected.						

	Compounds	QUANT SIG MASS	RT	EXP RT	REL RT	RESPONSE	CONCENTRATIONS ON-COLUMN (ngs)	CONCENTRATIONS FINAL (ngs)	REVIEW CODE
	52 1,2-dichloropropane	63	Compound Not Detected.						
	53 bromodichloromethane	83	Compound Not Detected.						
	56 1,4-Dioxane	88	Compound Not Detected.						
	58 cis-1,3-dichloropropene	75	Compound Not Detected.						
$	59 toluene-d8	98	7.933	7.933	(0.810)	174074	89.2397	89.239	
	60 toluene	92	Compound Not Detected.						
	62 4-methyl-2-pentanone	58	Compound Not Detected.						
	63 tetrachloroethene	166	8.437	8.437	(0.862)	338033	519.854	519.854	
	64 trans-1,3-dichloropropene	75	Compound Not Detected.						
	68 1,1,2-trichloroethane	83	Compound Not Detected.						
	69 chlorodibromomethane	129	Compound Not Detected.						
	71 1,2-dibromoethane	107	Compound Not Detected.						
	73 2-hexanone	43	Compound Not Detected.						
*	74 chlorobenzene-d5	117	9.789	9.786	(1.000)	144620	100.000		
	75 chlorobenzene	112	Compound Not Detected.						
	76 ethyl benzene	91	Compound Not Detected.						
	78 p/m xylene	106	Compound Not Detected.						
	79 o xylene	106	Compound Not Detected.						
	80 styrene	104	Compound Not Detected.						
	81 bromoform	173	Compound Not Detected.						
	82 isopropylbenzene	105	Compound Not Detected.						
$	83 4-bromofluorobenzene	95	11.254	11.251	(0.905)	64201	101.100	101.100	
	88 1,1,2,2,-tetrachloroethane	83	Compound Not Detected.						
	99 1,3-dichlorobenzene	146	Compound Not Detected.						
*	100 1,4-dichlorobenzene-d4	152	12.441	12.441	(1.000)	61412	100.000		
	101 1,4-dichlorobenzene	146	Compound Not Detected.						
	104 1,2-dichlorobenzene	146	Compound Not Detected.						
	106 1,2-dibromo-3-chloropropane	75	Compound Not Detected.						
	109 1,2,4-trichlorobenzene	180	Compound Not Detected.						
	111 1,2,3-trichlorobenzene	180	Compound Not Detected.						

QC Flag Legend

Q - Qualifier signal failed the ratio test.
M - Compound response manually integrated.

Alpha Analytical Labs

gc/ms voa - VOA101

Data file : \\Orgserv2\ff\chem\GCMSVOA\Voa101.i\140329.b\0329A20.D
Lab Smp Id:
Inj Date : 29-MAR-2014 20:12
Operator : PD Inst ID: Voa101.i
Smp Info : l1406036-45,31,10,,a
Misc Info : wg678899,ical9333
Comment :
Method : \\Orgserv2\ff\chem\GCMSVOA\Voa101.i\140329.b\liq8260C.m
Meth Date : 29-Mar-2014 15:20 ppaveglio Quant Type: ISTD
Cal Date : 24-MAR-2014 14:57 Cal File: 0324A12.D
Als bottle: 20
Dil Factor: 1.00000
Integrator: HP RTE Compound Sublist: NJTCL.sub
Target Version: 4.12
Processing Host: VIRTUALXP-76524

- NO TENTATIVELY IDENTIFIED COMPOUNDS -

Alpha Analytical Labs

INTERNAL STANDARD COMPOUNDS
AREA AND RT SUMMARY

Instrument ID: Voa101.i
Lab File ID: 0329A20.D
Lab Smp Id:
Analysis Type: VOA
Quant Type: ISTD
Operator: PD
Method File: \\Orgserv2\ff\chem\GCMSVOA\Voa101.i\140329.b\liq8260C.m
Misc Info: wg678899,ical9333

Calibration Date: 29-MAR-2014
Calibration Time: 11:27
Level: LOW
Sample Type: WATER

Test Mode:
Use Last Continuing Calibrator.
If Continuing Cal. use Initial Cal. Level 3

		AREA LIMIT			
COMPOUND	STANDARD	LOWER	UPPER	SAMPLE	%DIFF
45 flourobenzene	220923	110462	441846	176622	-20.05
74 chlorobenzene-d5	175802	87901	351604	144620	-17.74
100 1,4-dichlorobenze	84508	42254	169016	61412	-27.33

		RT LIMIT			
COMPOUND	STANDARD	LOWER	UPPER	SAMPLE	%DIFF
45 flourobenzene	6.23	5.73	6.73	6.23	0.05
74 chlorobenzene-d5	9.79	9.29	10.29	9.79	0.03
100 1,4-dichlorobenze	12.44	11.94	12.94	12.44	-0.00

AREA UPPER LIMIT = +100% of internal standard area.
AREA LOWER LIMIT = - 50% of internal standard area.
RT UPPER LIMIT = + 0.50 minutes of internal standard RT.
RT LOWER LIMIT = - 0.50 minutes of internal standard RT.

Alpha Analytical Labs

RECOVERY REPORT

Client Name: Client SDG: SDGa00307
Sample Matrix: LIQUID Fraction: VOA
Lab Smp Id:
Level: LOW Operator: PD
Data Type: MS DATA SampleType: SAMPLE
SpikeList File: curveallim.spk Quant Type: ISTD
Sublist File: NJTCL.sub
Method File: \\Orgserv2\ff\chem\GCMSVOA\Voa101.i\140329.b\liq8260C.m
Misc Info: wg678899,ical9333

SURROGATE COMPOUND	AMOUNT ADDED ngs	AMOUNT RECOVERED ngs	% RECOVERED	LIMITS
$ 36 dibromofluorometha	100.000	110.940	110.94	70-130
$ 42 1,2-dichloroethane	100.000	113.494	113.49	70-130
$ 59 toluene-d8	100.000	89.239	89.24	70-130
$ 83 4-bromofluorobenze	100.000	101.100	101.10	70-130

Data File: \\Orgserv2\ff\chem\GCMSVOA\Voa101.i\140329.b\0329A20.D
Date : 29-MAR-2014 20:12
Client ID:
Sample Info: 11406036-45,31,10,,a
Purge Volume: 10.0
Column phase:

Instrument: Voa101.i
Operator: PD
Column diameter: 0.18

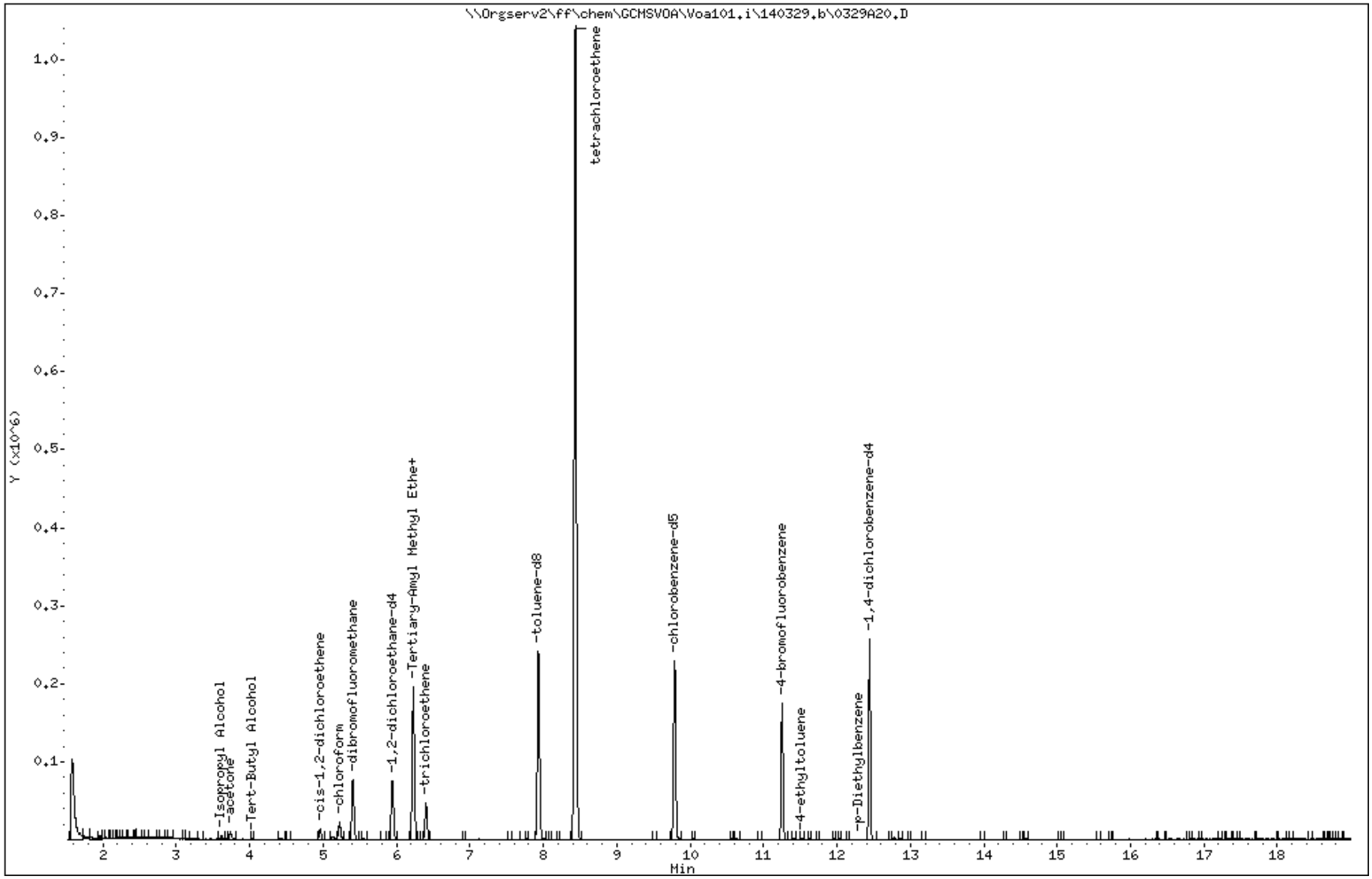

Data File: \\Orgserv2\ff\chem\GCMSVOA\Voa101.i\140329.b\0329A20.D

Date : 29-MAR-2014 20:12

Client ID:

Instrument: Voa101.i

Sample Info: 11406036-45,31,10,,a

Purge Volume: 10.0

Operator: PD

Column phase:

Column diameter: 0.18

15 acetone

Concentration: 92.214 ngs

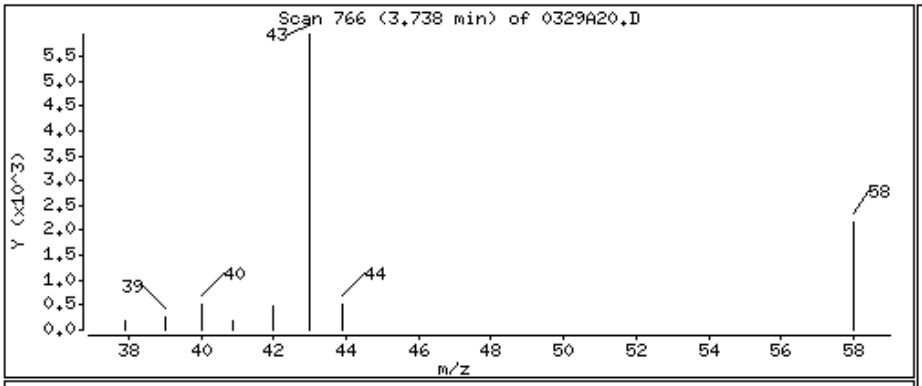

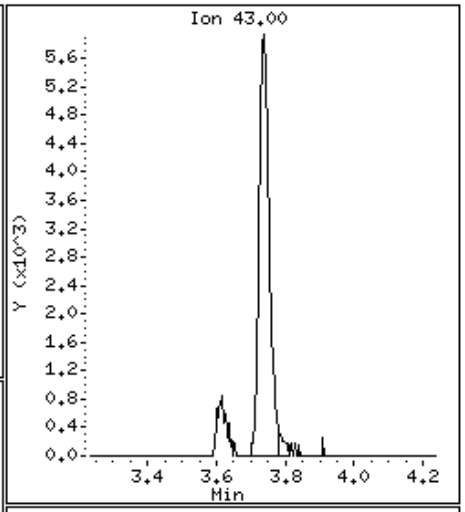

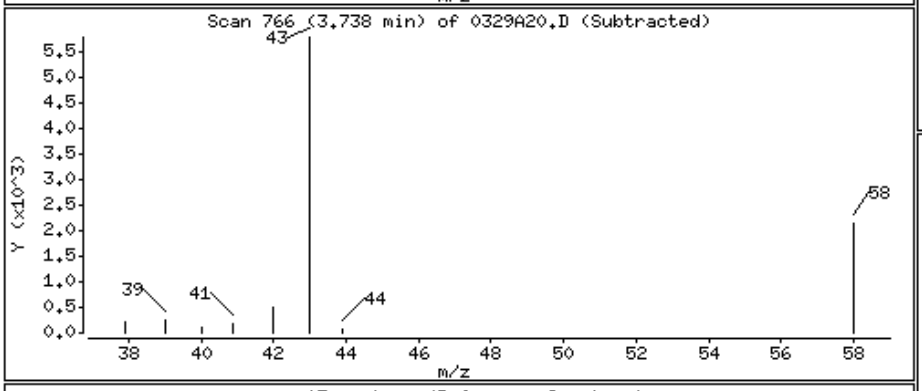

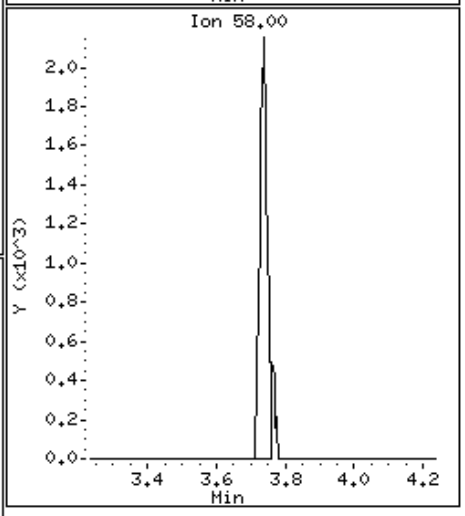

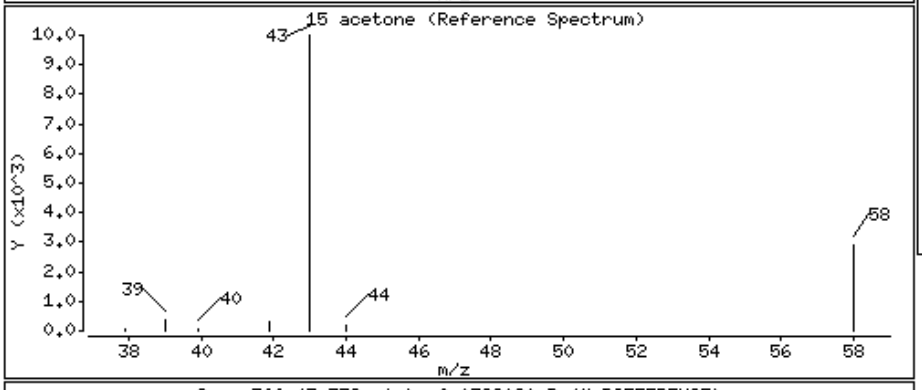

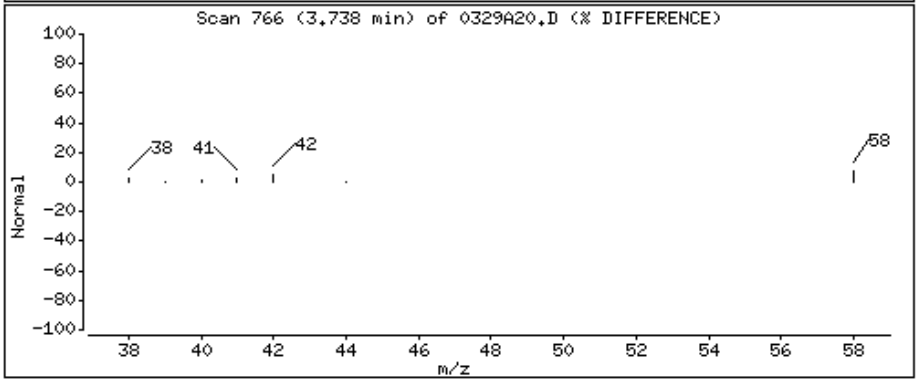

Data File: \\Orgserv2\ff\chem\GCMSVOA\Voa101.i\140329.b\0329A20.D

Date : 29-MAR-2014 20:12

Client ID:

Instrument: Voa101.i

Sample Info: 11406036-45,31,10,,a

Purge Volume: 10.0

Operator: PD

Column phase:

Column diameter: 0.18

27 cis-1,2-dichloroethene

Concentration: 9.348 ngs

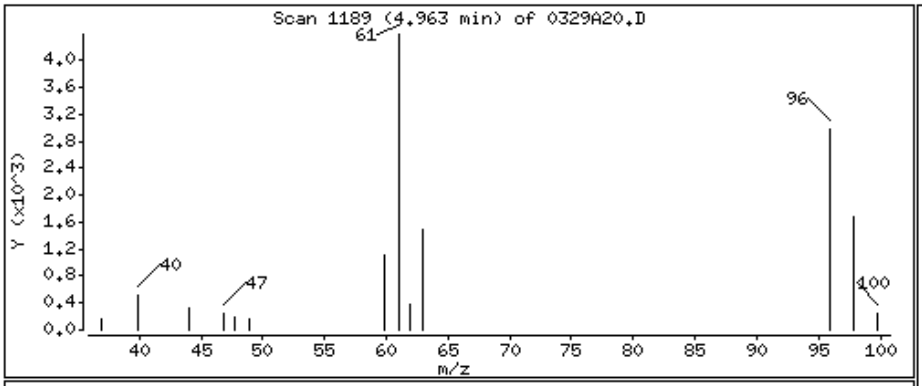

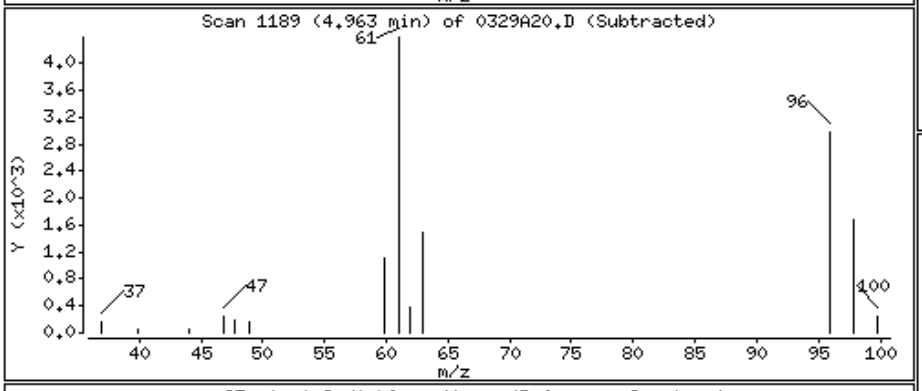

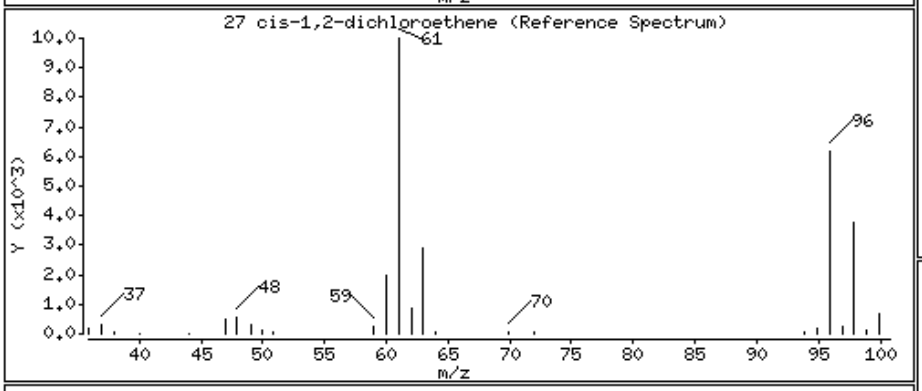

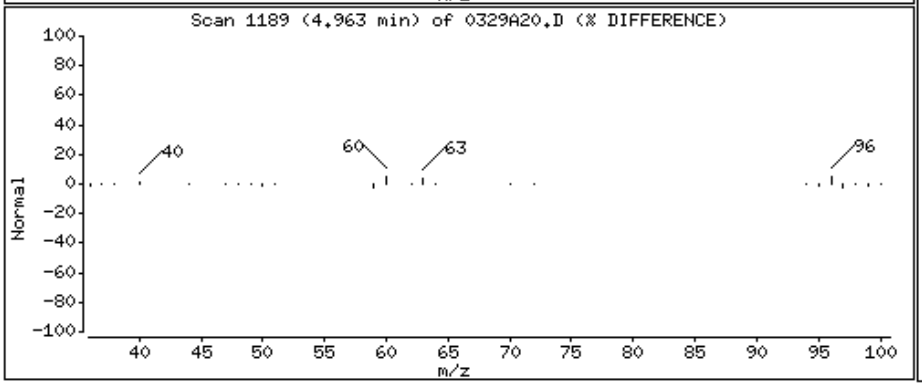

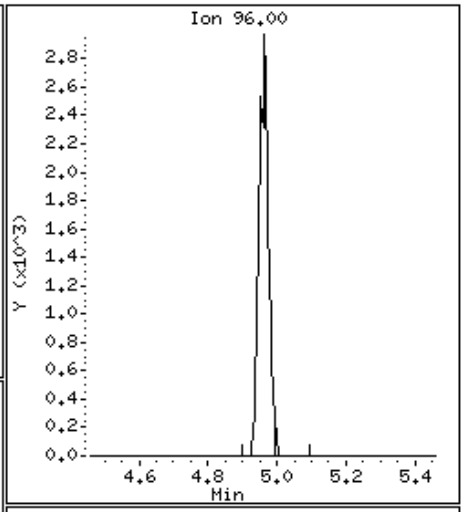

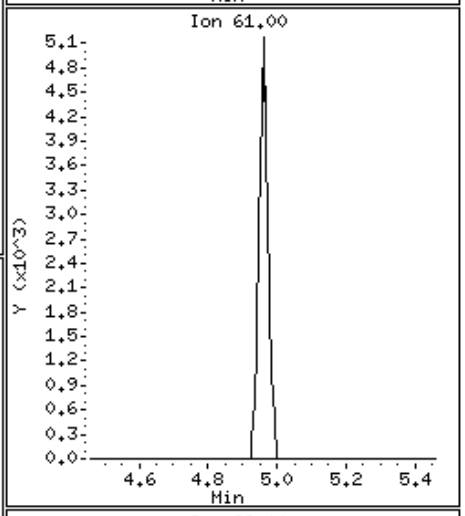

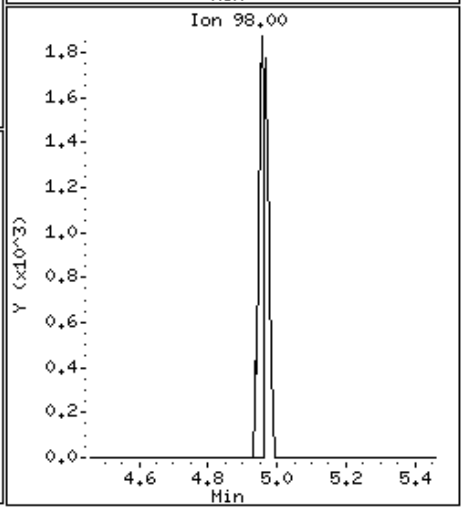

Data File: \\Orgserv2\ff\chem\GCMSVOA\Voa101.i\140329.b\0329A20.D

Date : 29-MAR-2014 20:12

Client ID:

Instrument: Voa101.i

Sample Info: 11406036-45,31,10,,a

Purge Volume: 10.0

Operator: PD

Column phase:

Column diameter: 0.18

31 chloroform

Concentration: 16.708 ngs

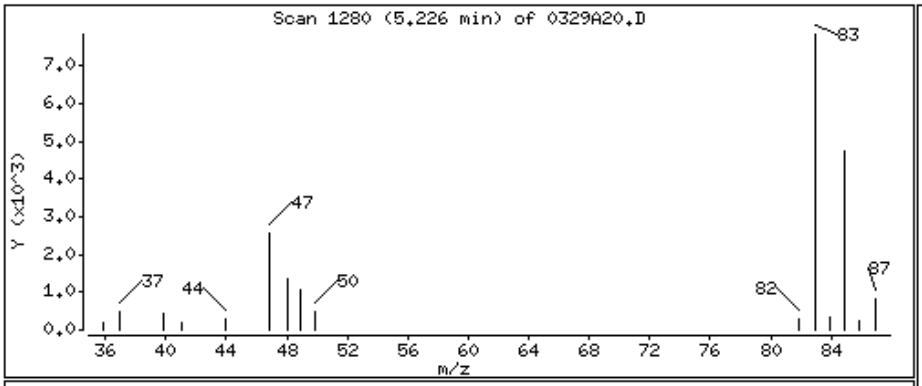

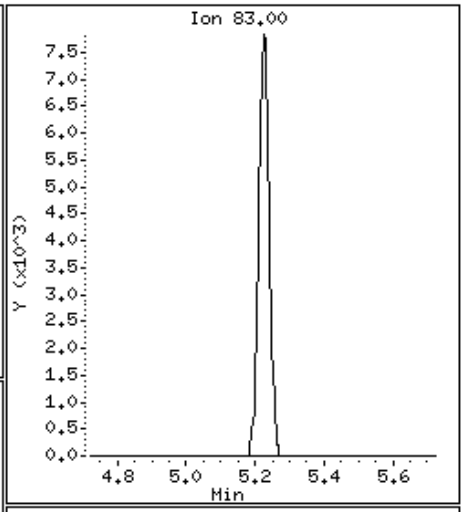

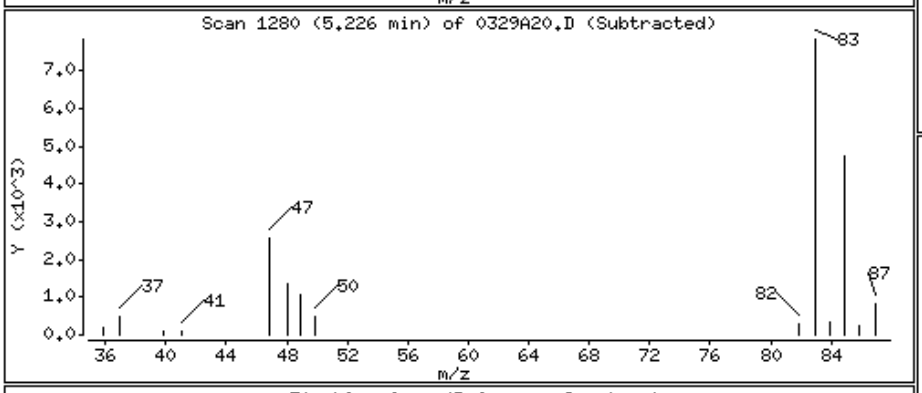

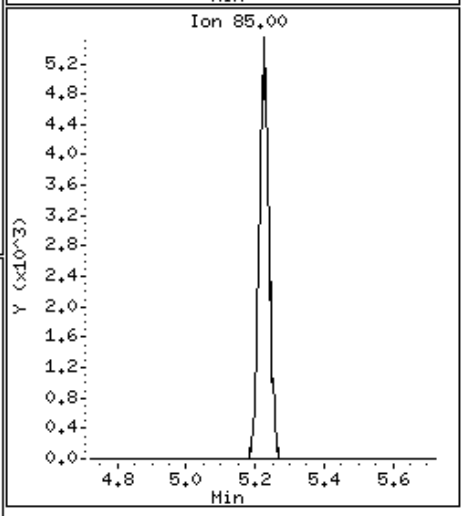

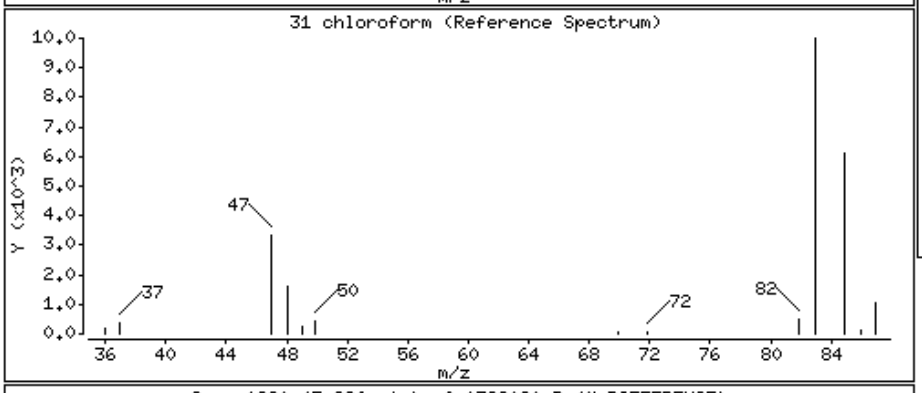

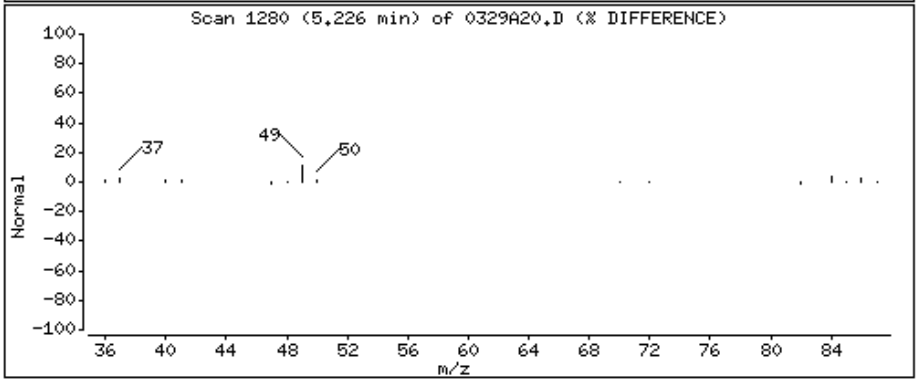

Data File: \\Orgserv2\ff\chem\GCMSVOA\Voa101.i\140329.b\0329A20.D

Date : 29-MAR-2014 20:12

Client ID:

Instrument: Voa101.i

Sample Info: 11406036-45,31,10,,a

Purge Volume: 10.0

Operator: PD

Column phase:

Column diameter: 0.18

49 trichloroethene

Concentration: 29.001 ngs

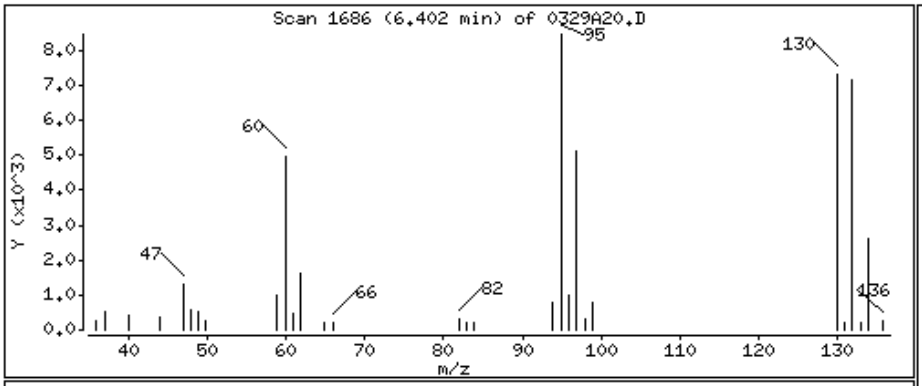

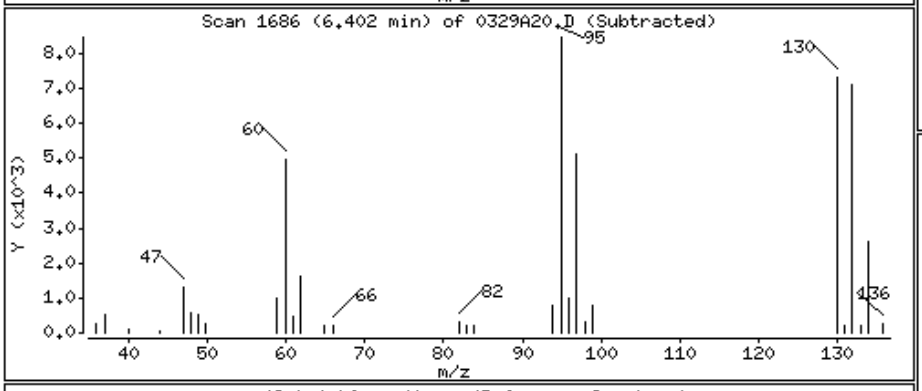

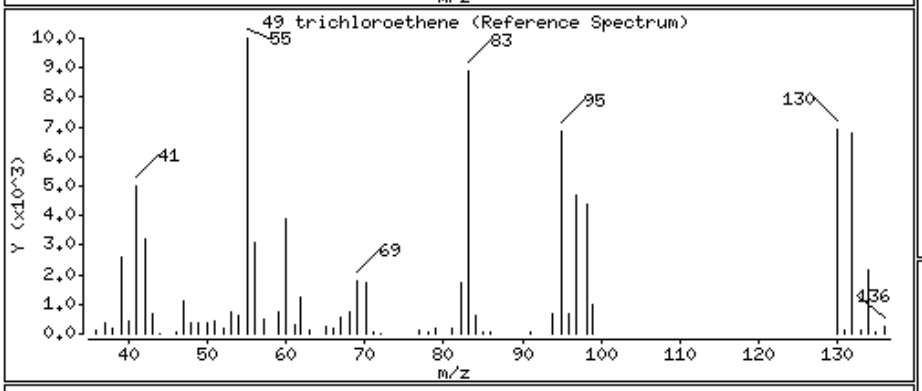

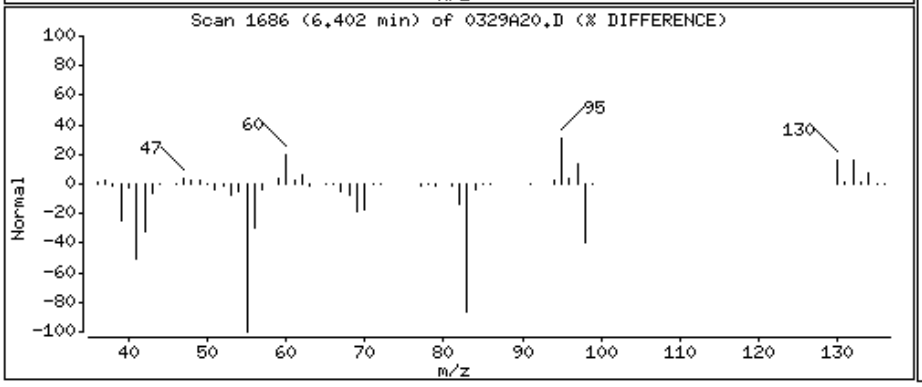

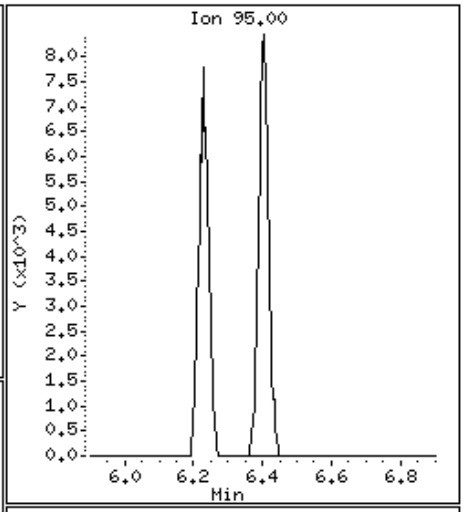

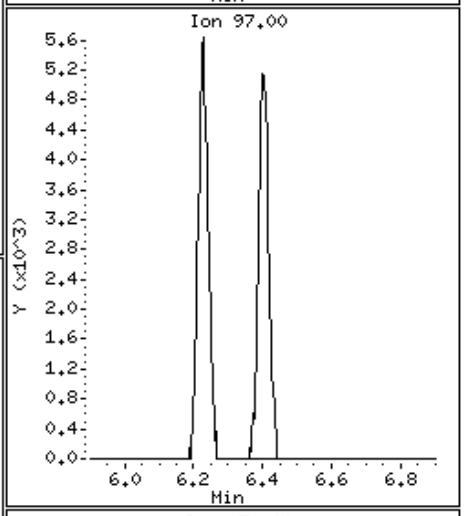

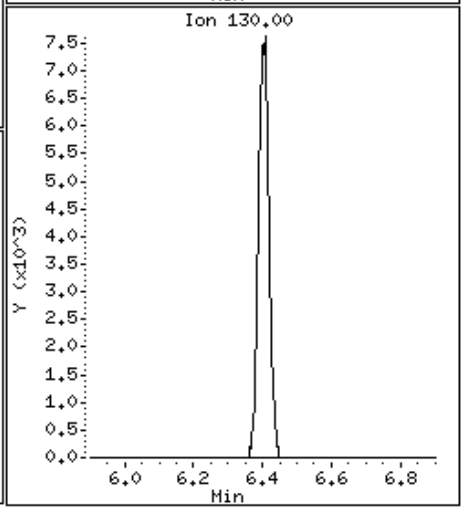

Data File: \\Orgserv2\ff\chem\GCMSVOA\Voa101.i\140329.b\0329A20.D

Date : 29-MAR-2014 20:12

Client ID:

Instrument: Voa101.i

Sample Info: 11406036-45,31,10,,a

Purge Volume: 10.0

Operator: PD

Column phase:

Column diameter: 0.18

63 tetrachloroethene

Concentration: 519.854 ngs

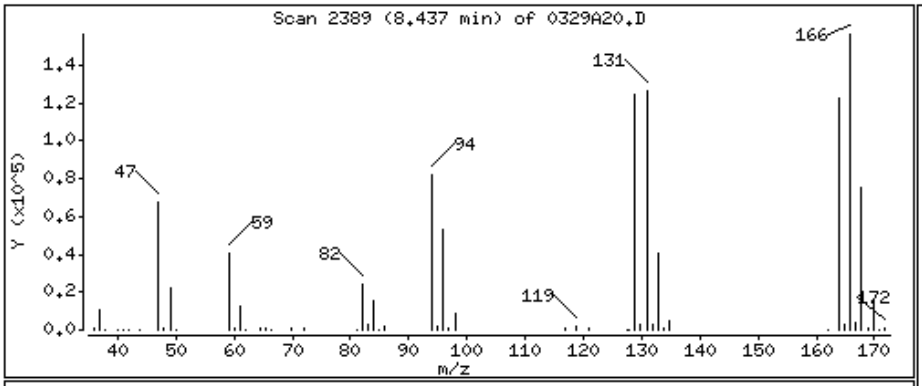

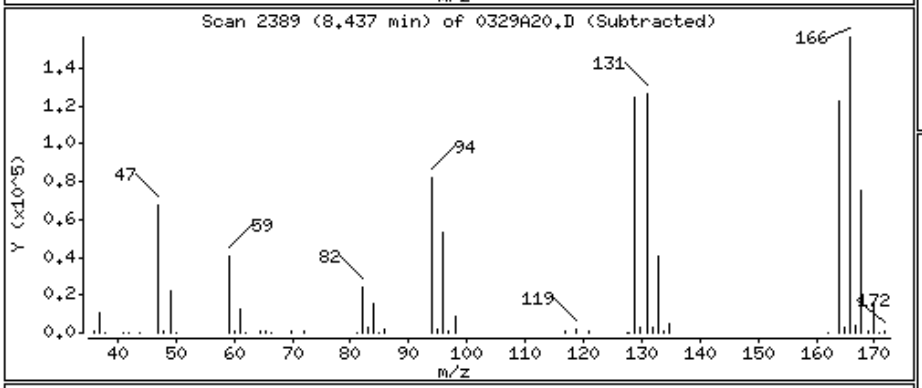

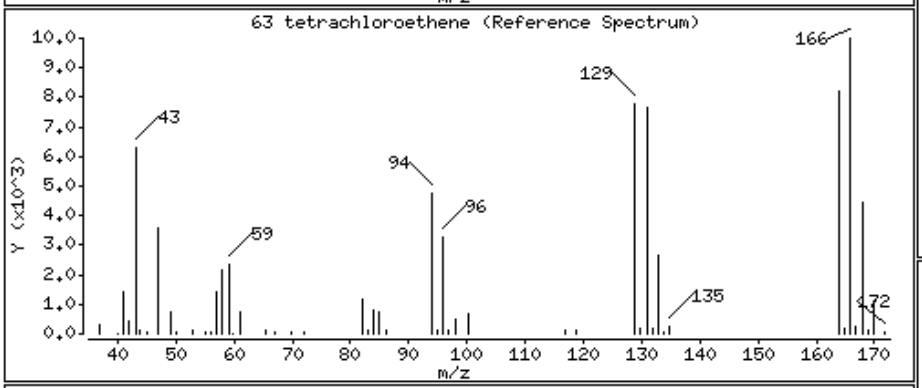

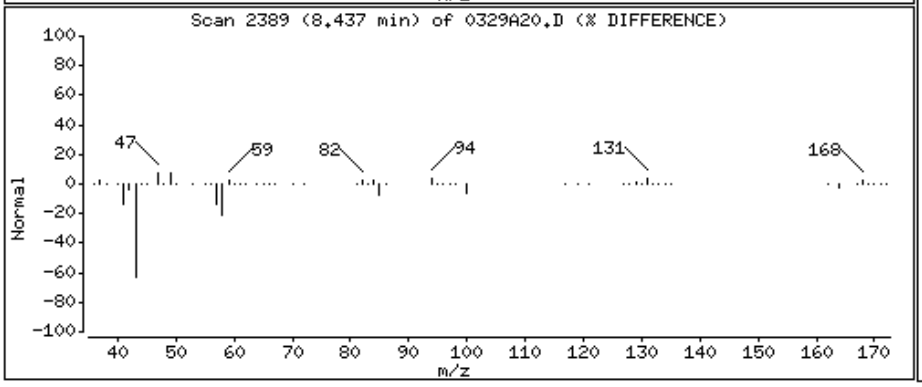

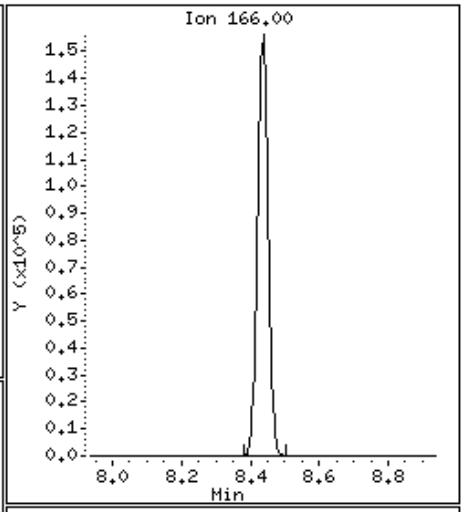

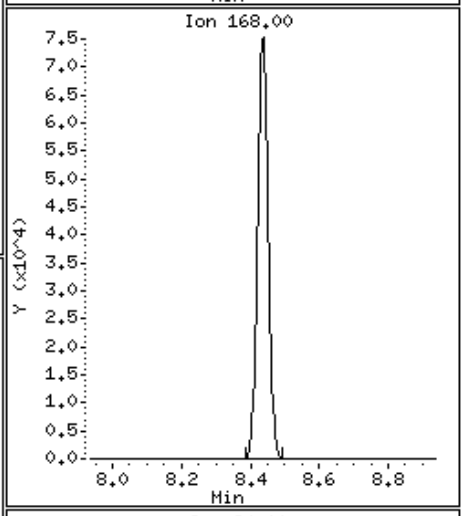

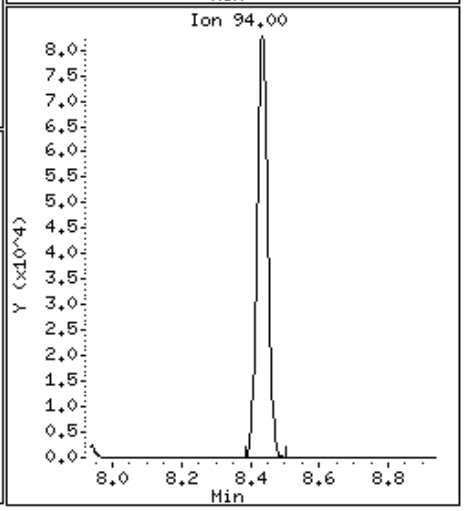

Alpha Analytical Labs

Manual Integration

Sample Info	: l1406036-45,31,10,,a wg678899,ical9333		
Instrument ID	: Voa101.i		
Method	: liq8260C.m		
File	: 0329A20.D		
Injection Date	: 29-MAR-2014 20:12		
Quantitation	: ISTD	Integrator :	HP RTE
Dilution Factor	: 1.00	Sample Type:	SAMPLE

This File has no version history.

//Orgserv2/ff/chem/GCMSVOA/Voa101.i/140329.b/original/0329A20.D

Alpha Analytical Labs

gc/ms voa

Data file : \\Orgserv2\ff\chem\GCMSVOA\Gonzo.i\140329.b\0329A17.D
Lab Smp Id:
Inj Date : 29-MAR-2014 20:24
Operator : PD Inst ID: Gonzo.i
Smp Info : l1406036-13,31,10,,a
Misc Info : wg678895,ical9343
Comment :
Method : \\Orgserv2\ff\chem\GCMSVOA\Gonzo.i\140329.b\v10ml8260.m
Meth Date : 30-Mar-2014 20:50 pduczmalew Quant Type: ISTD
Cal Date : 25-MAR-2014 03:06 Cal File: 0324N12.D
Als bottle: 53
Dil Factor: 1.00000
Integrator: HP RTE Compound Sublist: NJTCL.sub
Target Version: 4.12
Processing Host: VIRTUALXP-76524

Concentration Formula: Amt * DF * CpndVariable
Cpnd Variable Local Compound Variable

	Compounds	QUANT SIG MASS	RT	EXP RT	REL RT	RESPONSE	CONCENTRATIONS ON-COLUMN (ngs)	FINAL (ngs)	REVIEW CODE
1	dichlorodifluoromethane	85	Compound Not Detected.						
2	chloromethane	50	Compound Not Detected.						
3	vinyl chloride	62	Compound Not Detected.						
4	bromomethane	94	Compound Not Detected.						
5	chloroethane	64	Compound Not Detected.						
6	trichlorofluoromethane	101	Compound Not Detected.						
9	Freon 113	101	Compound Not Detected.						
10	acetone	43	5.178	5.178	(0.564)	16999	45.8978	45.897(M)	M2
11	1,1,-dichloroethene	96	Compound Not Detected.						
14	Methyl Acetate	43	Compound Not Detected.						
15	methylene chloride	84	5.942	5.949	(0.648)	2006	0.99669	0.996	
16	carbon disulfide	76	Compound Not Detected.						
20	methyl tert butyl ether	73	Compound Not Detected.						
22	trans-1,2-dichloroethene	96	Compound Not Detected.						
24	1,1-dichloroethane	63	Compound Not Detected.						
27	2-butanone	43	7.369	7.376	(0.803)	2556	7.43329	7.433	
30	cis-1,2-dichloroethene	96	Compound Not Detected.						
31	chloroform	83	7.836	7.836	(0.854)	40432	9.38319	9.383	
32	bromochloromethane	128	Compound Not Detected.						
$ 34	dibromofluoromethane	113	8.113	8.113	(0.884)	176662	93.4144	93.414	
35	1,1,1-trichloroethane	97	Compound Not Detected.						
36	Cyclohexane	56	Compound Not Detected.						
38	carbontetrachloride	117	Compound Not Detected.						
$ 40	1,2-dichloroethane-d4	65	8.762	8.755	(0.955)	264643	99.4825	99.482	
41	1,2-dichloroethane	62	Compound Not Detected.						
42	benzene	78	Compound Not Detected.						
* 43	fluorobenzene	96	9.175	9.175	(1.000)	769073	100.000		
44	trichloroethene	95	Compound Not Detected.						

	Compounds	QUANT SIG MASS	RT	EXP RT	REL RT	RESPONSE	CONCENTRATIONS ON-COLUMN (ngs)	CONCENTRATIONS FINAL (ngs)	REVIEW CODE
	46 methyl cyclohexane	83	Compound Not Detected.						
	47 1,2-dichloropropane	63	Compound Not Detected.						
	48 bromodichloromethane	83	Compound Not Detected.						
	49 1,4-dioxane	88	Compound Not Detected.						
	52 4-methyl-2-pentanone	58	Compound Not Detected.						
	53 cis-1,3-dichloropropene	75	Compound Not Detected.						
$	55 toluene-d8	98	11.380	11.379	(0.834)	743365	98.3309	98.330	
	56 toluene	92	Compound Not Detected.						
	58 trans-1,3-dichloropropene	75	Compound Not Detected.						
	59 1,1,2-trichloroethane	83	Compound Not Detected.						
	60 2-hexanone	43	Compound Not Detected.						
	62 tetrachloroethene	166	Compound Not Detected.						
	63 chlorodibromomethane	129	Compound Not Detected.						
	64 1,2-dibromoethane	107	Compound Not Detected.						
*	65 chlorobenzene-d5	117	13.645	13.645	(1.000)	490938	100.000		
	66 chlorobenzene	112	Compound Not Detected.						
	68 ethyl benzene	91	Compound Not Detected.						
	69 p/m xylene	106	Compound Not Detected.						
	70 o xylene	106	Compound Not Detected.						
	71 styrene	104	Compound Not Detected.						
	72 isopropylbenzene	105	Compound Not Detected.						
	73 bromoform	173	Compound Not Detected.						
	75 1,1,2,2,-tetrachloroethane	83	Compound Not Detected.						
$	76 4-bromofluorobenzene	95	15.538	15.531	(0.890)	298151	104.004	104.004	
	89 1,3-dichlorobenzene	146	Compound Not Detected.						
*	90 1,4-dichlorobenzene-d4	152	17.466	17.465	(1.000)	216940	100.000		
	91 1,4-dichlorobenzene	146	Compound Not Detected.						
	94 1,2-dichlorobenzene	146	Compound Not Detected.						
	96 1,2-dibromo-3-chloropropane	75	Compound Not Detected.						
	98 1,2,4-trichlorobenzene	180	Compound Not Detected.						
	101 1,2,3-trichlorobenzene	180	Compound Not Detected.						

QC Flag Legend

M - Compound response manually integrated.

Alpha Analytical Labs

gc/ms voa

Data file : \\Orgserv2\ff\chem\GCMSVOA\Gonzo.i\140329.b\0329A17.D
Lab Smp Id:
Inj Date : 29-MAR-2014 20:24
Operator : PD Inst ID: Gonzo.i
Smp Info : l1406036-13,31,10,,a
Misc Info : wg678895,ical9343
Comment :
Method : \\Orgserv2\ff\chem\GCMSVOA\Gonzo.i\140329.b\v10ml8260.m
Meth Date : 30-Mar-2014 20:50 pduczmalew Quant Type: ISTD
Cal Date : 25-MAR-2014 03:06 Cal File: 0324N12.D
Als bottle: 53
Dil Factor: 1.00000
Integrator: HP RTE Compound Sublist: NJTCL.sub
Target Version: 4.12
Processing Host: VIRTUALXP-76524

- NO TENTATIVELY IDENTIFIED COMPOUNDS -

Alpha Analytical Labs

INTERNAL STANDARD COMPOUNDS
AREA AND RT SUMMARY

Instrument ID: Gonzo.i
Lab File ID: 0329A17.D
Lab Smp Id:
Analysis Type: VOA
Quant Type: ISTD
Operator: PD
Method File: \\Orgserv2\ff\chem\GCMSVOA\Gonzo.i\140329.b\v10ml8260.m
Misc Info: wg678895,ical9343

Calibration Date: 29-MAR-2014
Calibration Time: 10:45
Level: LOW
Sample Type: WATER

Test Mode:
Use Last Continuing Calibrator.
If Continuing Cal. use Initial Cal. Level 3

COMPOUND	STANDARD	AREA LIMIT LOWER	AREA LIMIT UPPER	SAMPLE	%DIFF
43 fluorobenzene	854884	427442	1709768	769073	-10.04
65 chlorobenzene-d5	545961	272981	1091922	490938	-10.08
90 1,4-dichlorobenze	248041	124021	496082	216940	-12.54

COMPOUND	STANDARD	RT LIMIT LOWER	RT LIMIT UPPER	SAMPLE	%DIFF
43 fluorobenzene	9.18	8.68	9.68	9.18	0.00
65 chlorobenzene-d5	13.65	13.15	14.15	13.65	0.00
90 1,4-dichlorobenze	17.47	16.97	17.97	17.47	0.00

AREA UPPER LIMIT = +100% of internal standard area.
AREA LOWER LIMIT = - 50% of internal standard area.
RT UPPER LIMIT = + 0.50 minutes of internal standard RT.
RT LOWER LIMIT = - 0.50 minutes of internal standard RT.

Alpha Analytical Labs

RECOVERY REPORT

Client Name: Client SDG: SDGa00267
Sample Matrix: LIQUID Fraction: VOA
Lab Smp Id:
Level: LOW Operator: PD
Data Type: MS DATA SampleType: SAMPLE
SpikeList File: curveall.spk Quant Type: ISTD
Sublist File: NJTCL.sub
Method File: \\Orgserv2\ff\chem\GCMSVOA\Gonzo.i\140329.b\v10ml8260.m
Misc Info: wg678895,ical9343

SURROGATE COMPOUND	AMOUNT ADDED ngs	AMOUNT RECOVERED ngs	% RECOVERED	LIMITS
$ 34 dibromofluorometha	100.000	93.414	93.41	70-130
$ 40 1,2-dichloroethane	100.000	99.482	99.48	70-130
$ 55 toluene-d8	100.000	98.330	98.33	70-130
$ 76 4-bromofluorobenze	100.000	104.004	104.00	70-130

Data File: \\Orgserv2\ff\chem\GCMSVOA\Gonzo.i\140329.b\0329A17.D
Date : 29-MAR-2014 20:24
Client ID:
Sample Info: 11406036-13,31,10,,a
Purge Volume: 10.0
Column phase: Rtx-502.2

Instrument: Gonzo.i
Operator: PD
Column diameter: 0.18

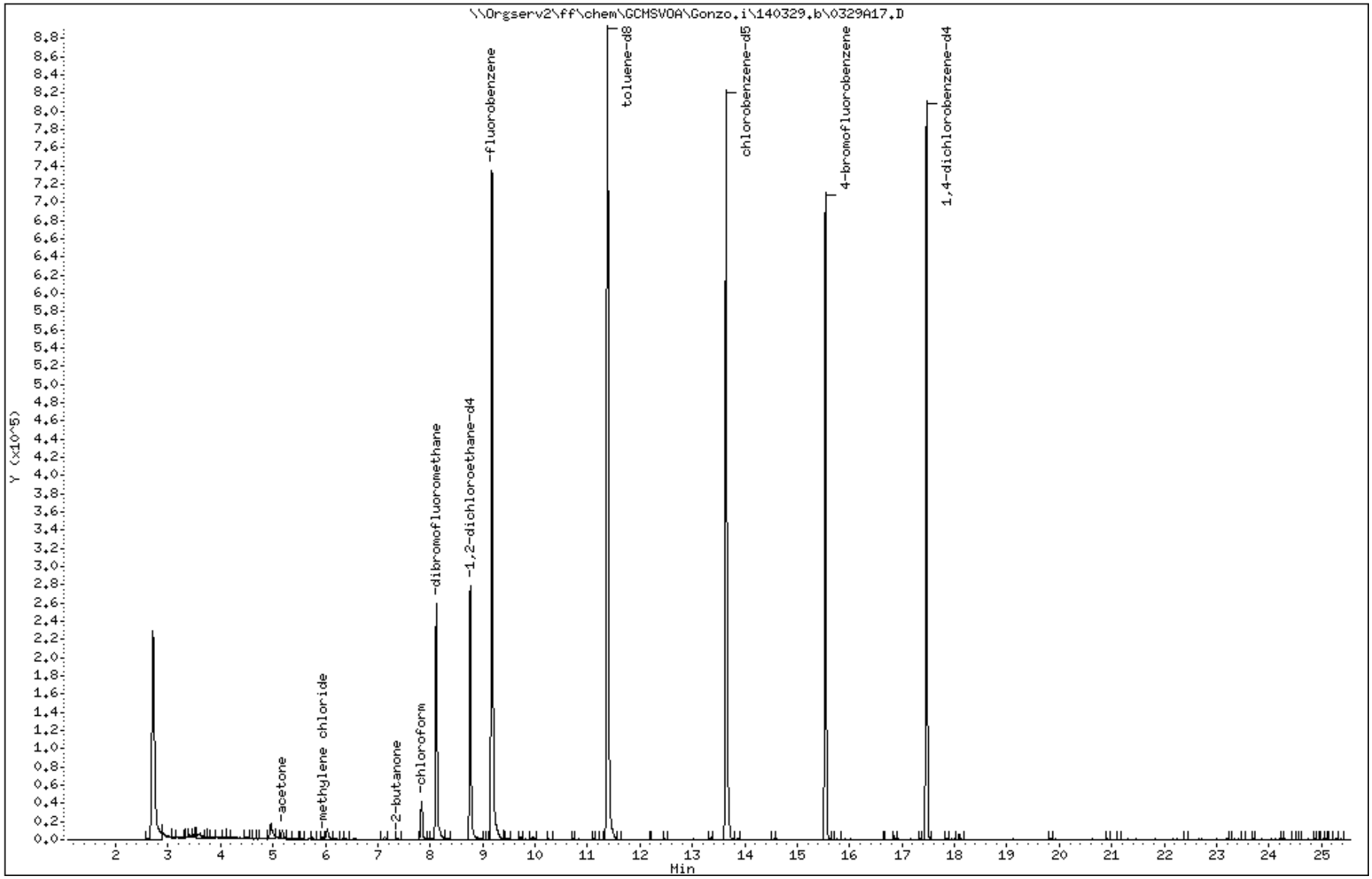

Data File: \\Orgserv2\ff\chem\GCMSVOA\Gonzo.i\140329.b\0329A17.D

Date : 29-MAR-2014 20:24

Client ID:

Instrument: Gonzo.i

Sample Info: l1406036-13,31,10,,a

Purge Volume: 10.0

Operator: PD

Column phase: Rtx-502.2

Column diameter: 0.18

10 acetone

Concentration: 45.897 ngs

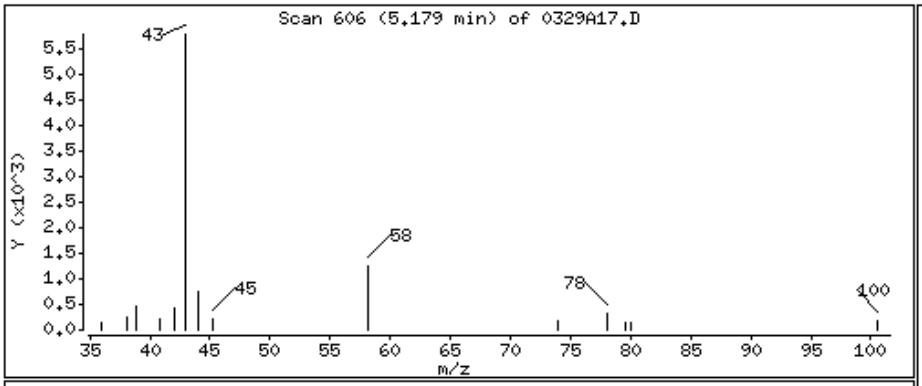

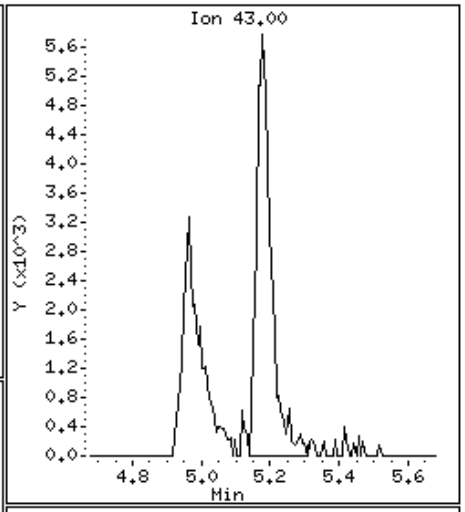

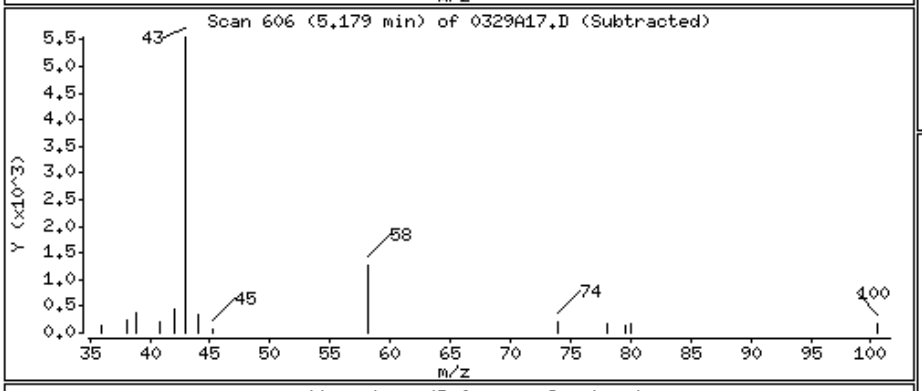

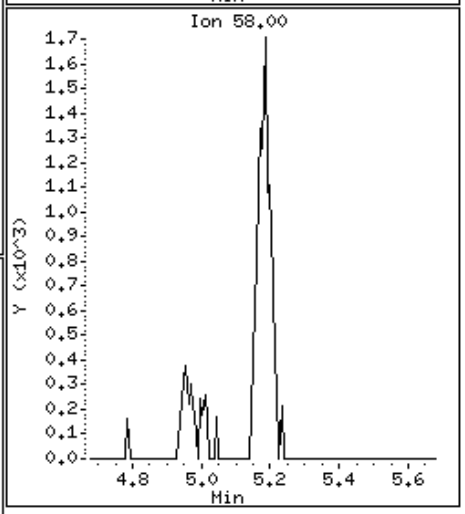

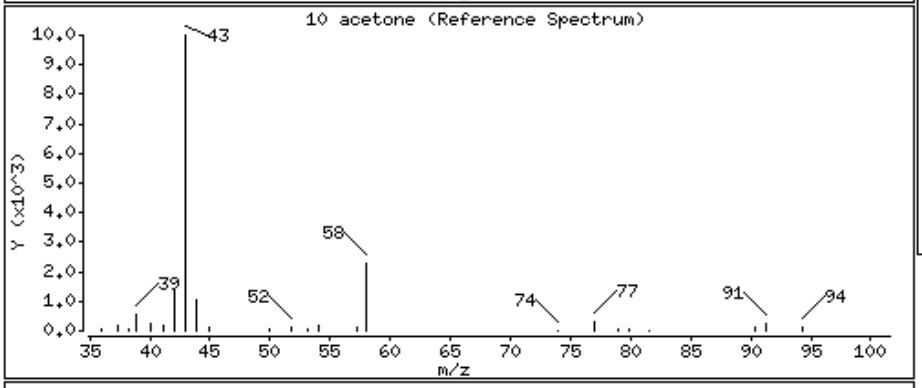

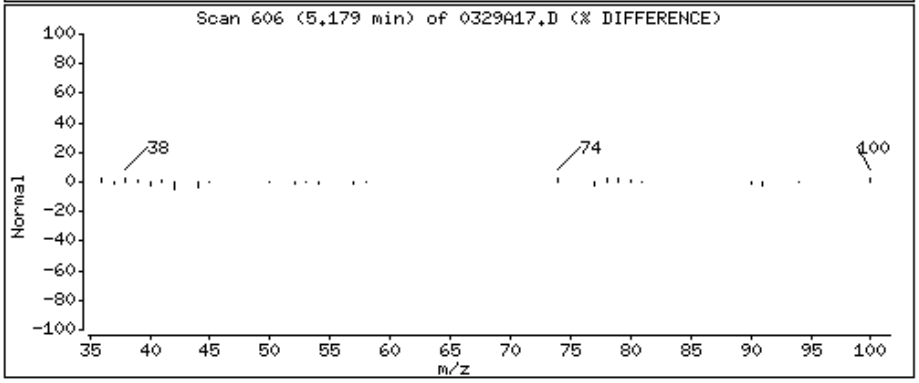

Data File: \\Orgserv2\ff\chem\GCMSVOA\Gonzo.i\140329.b\0329A17.D

Date : 29-MAR-2014 20:24

Client ID:

Instrument: Gonzo.i

Sample Info: l1406036-13,31,10,,a

Purge Volume: 10.0

Operator: PD

Column phase: Rtx-502.2

Column diameter: 0.18

15 methylene chloride

Concentration: 0.996 ngs

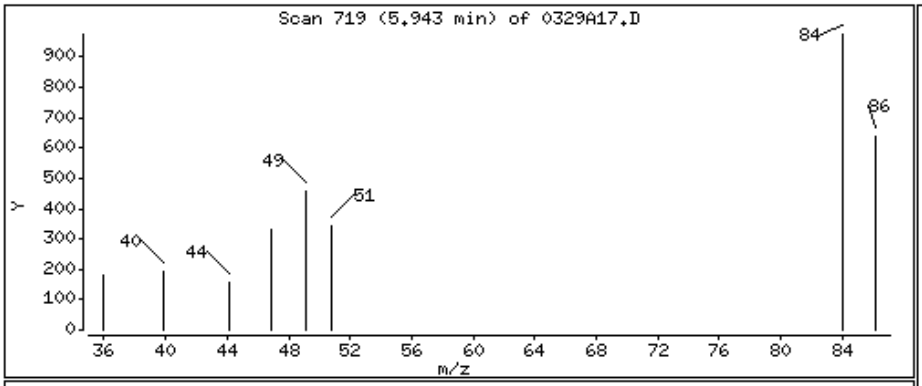

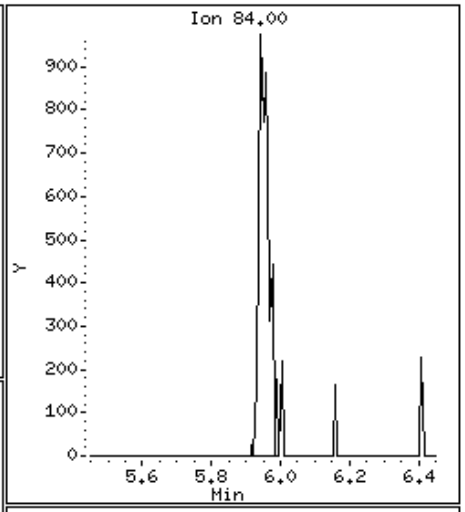

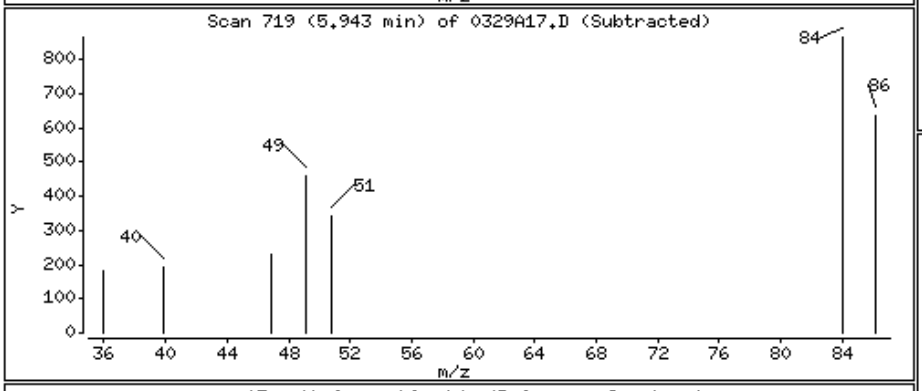

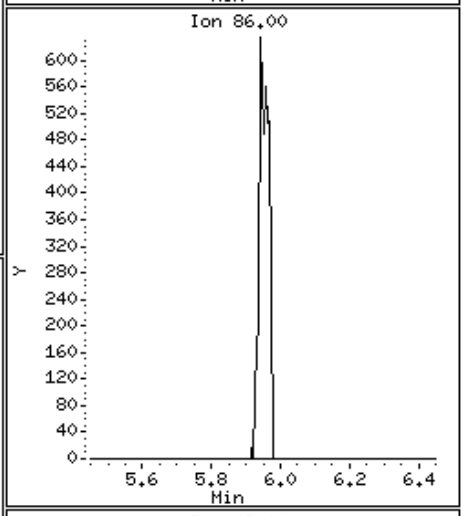

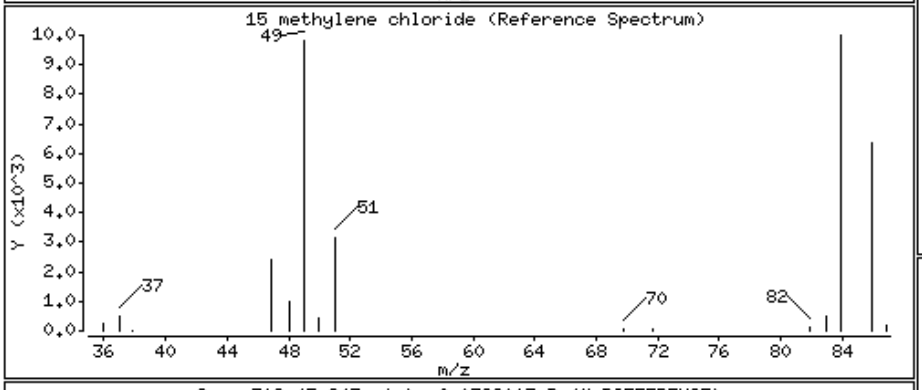

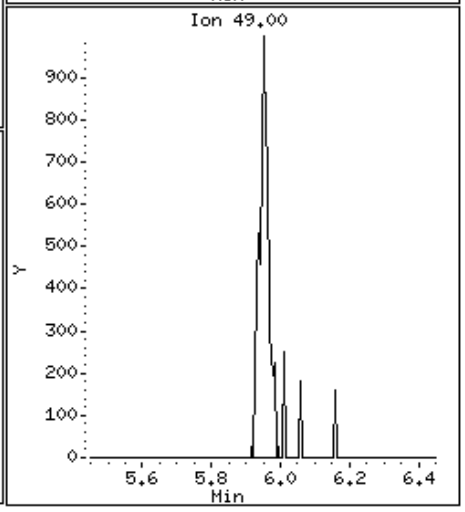

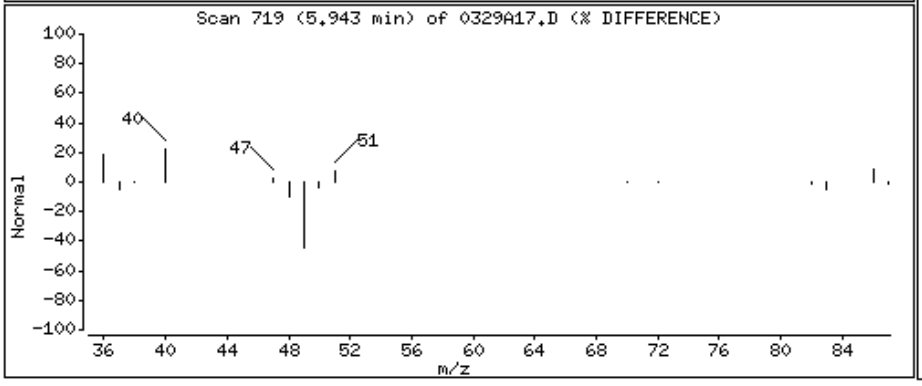

Data File: \\Orgserv2\ff\chem\GCMSVOA\Gonzo.i\140329.b\0329A17.D

Date : 29-MAR-2014 20:24

Client ID:

Instrument: Gonzo.i

Sample Info: 11406036-13,31,10,,a

Purge Volume: 10.0

Operator: PD

Column phase: Rtx-502.2

Column diameter: 0.18

27 2-butanone

Concentration: 7.433 ngs

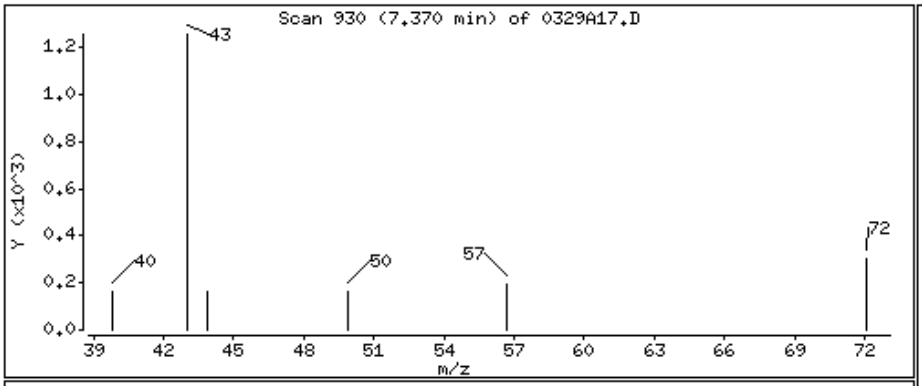

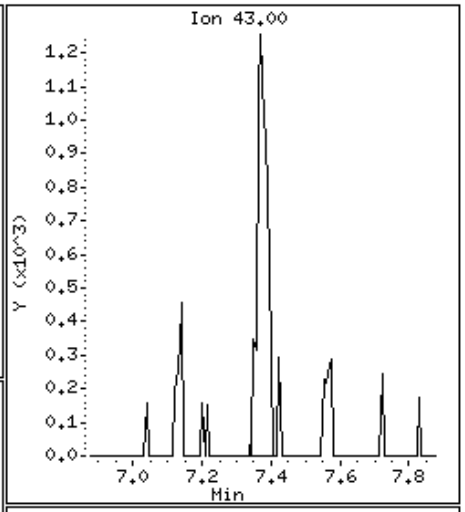

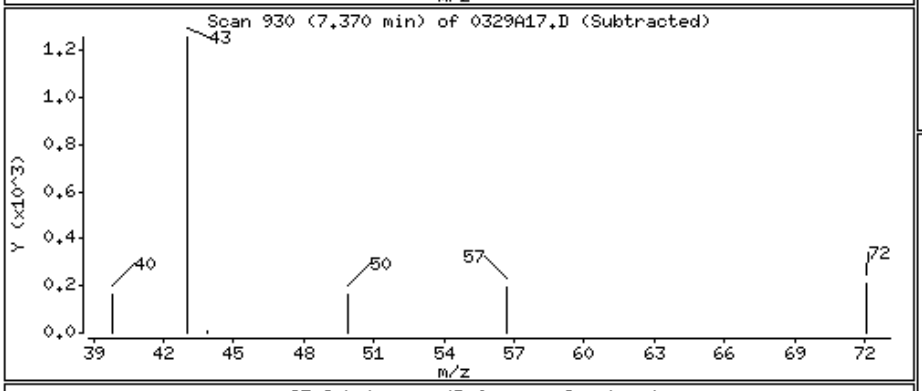

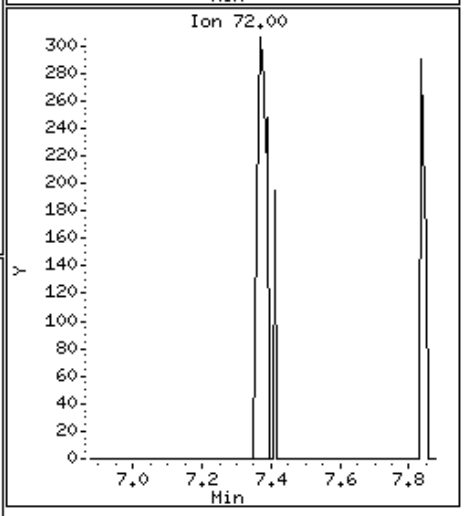

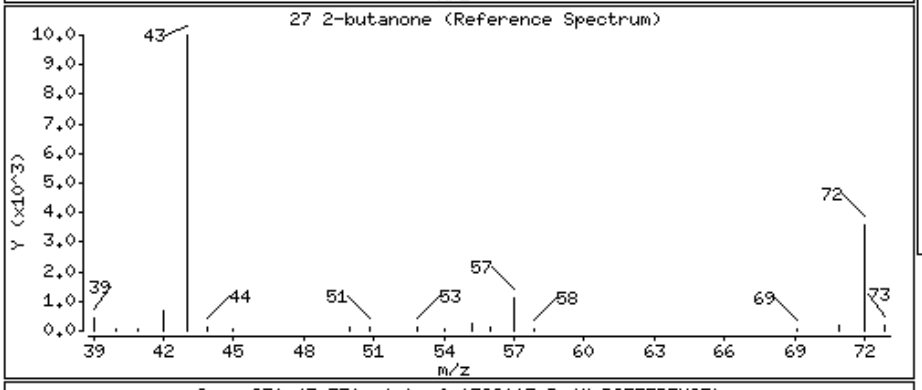

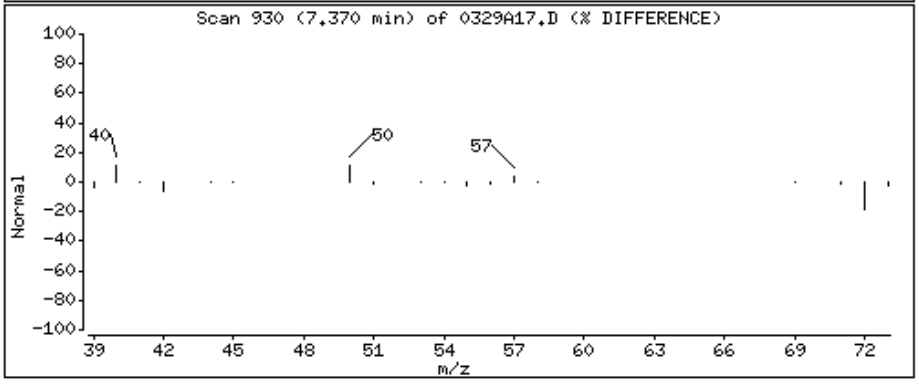

Data File: \\Orgserv2\ff\chem\GCMSVOA\Gonzo.i\140329.b\0329A17.D

Date : 29-MAR-2014 20:24

Client ID:

Instrument: Gonzo.i

Sample Info: 11406036-13,31,10,,a

Purge Volume: 10.0

Operator: PD

Column phase: Rtx-502.2

Column diameter: 0.18

31 chloroform

Concentration: 9.383 ngs

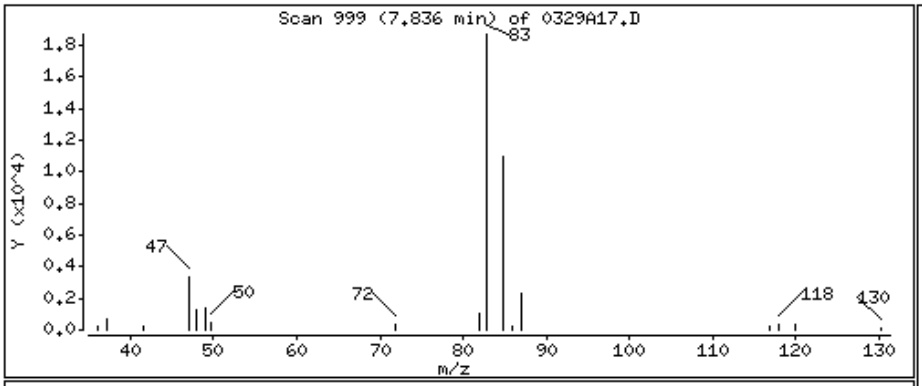

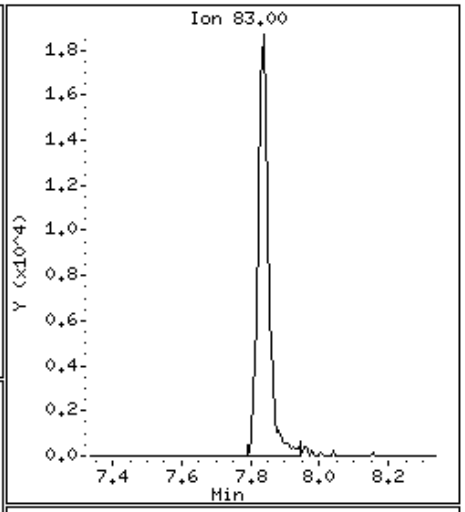

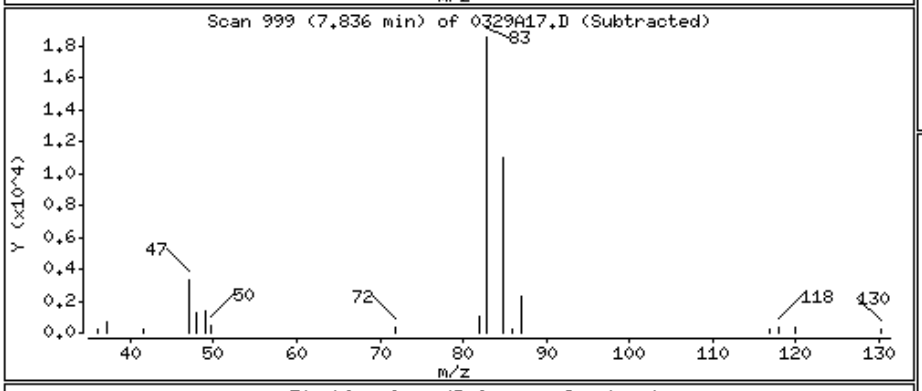

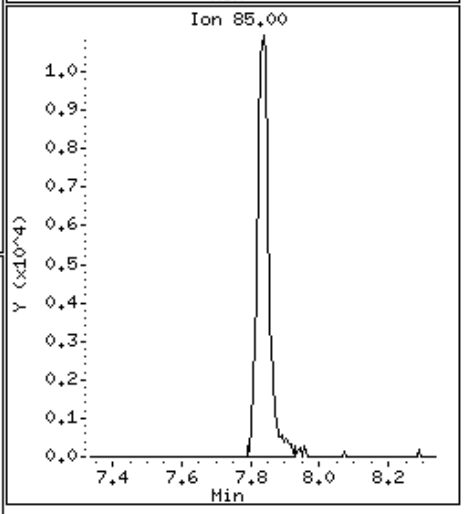

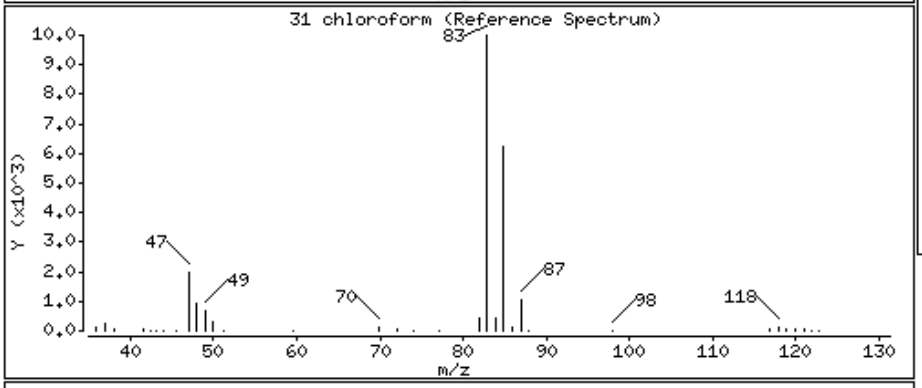

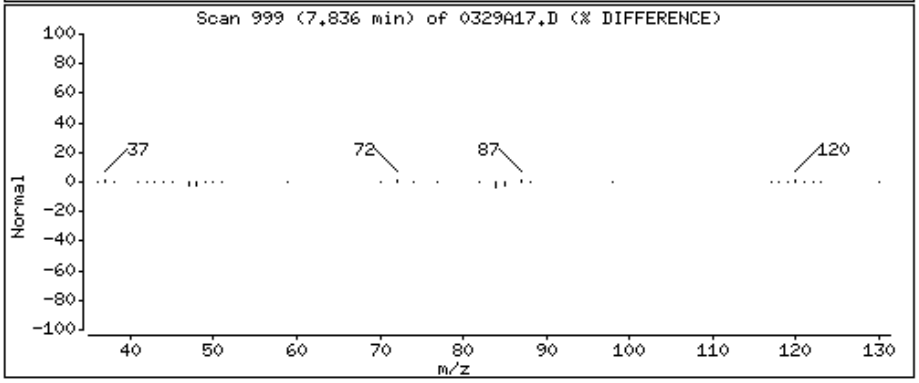

Alpha Analytical Labs

Manual Integration

Sample Info	: l1406036-13,31,10,,a wg678895,ical9343		
Instrument ID	: Gonzo.i		
Method	: v10ml8260.m		
File	: 0329A17.D		
Injection Date	: 29-MAR-2014 20:24		
Quantitation	: ISTD	Integrator :	HP RTE
Dilution Factor	: 1.00	Sample Type:	SAMPLE

This File has no version history.

//Orgserv2/ff/chem/GCMSVOA/Gonzo.i/140329.b/original/0329A17.D

Alpha Analytical Labs

gc/ms voa - Elaine

Data file : \\Orgserv2\ff\chem\GCMSVOA\Elaine.i\140329.b\0329A18.D
Lab Smp Id:
Inj Date : 29-MAR-2014 20:31
Operator : PD Inst ID: Elaine.i
Smp Info : l1406036-28,31,10,,a
Misc Info : wg678962,ical9341
Comment :
Method : \\Orgserv2\ff\chem\GCMSVOA\Elaine.i\140329.b\liq8260C.m
Meth Date : 30-Mar-2014 21:28 pduczmalew Quant Type: ISTD
Cal Date : 24-MAR-2014 23:22 Cal File: 0324A06.D
Als bottle: 1
Dil Factor: 1.00000
Integrator: HP RTE Compound Sublist: NJTCL.sub
Target Version: 4.12
Processing Host: VIRTUALXP-76524

Concentration Formula: Amt * DF * CpndVariable
Cpnd Variable Local Compound Variable

	Compounds	QUANT SIG MASS	RT	EXP RT	REL RT	RESPONSE	CONCENTRATIONS ON-COLUMN (ngs)	FINAL (ngs)	REVIEW CODE
	1 dichlorodifluoromethane	85	Compound Not Detected.						
	2 chloromethane	50	Compound Not Detected.						
	3 vinyl chloride	62	Compound Not Detected.						
	4 bromomethane	94	Compound Not Detected.						
	5 chloroethane	64	Compound Not Detected.						
	6 trichlorofluoromethane	101	Compound Not Detected.						
	9 freon-113	101	Compound Not Detected.						
	10 acetone	43	4.377	4.377	(0.485)	4876	60.4953	60.495	
	11 1,1,-dichloroethene	96	Compound Not Detected.						
	13 Methyl Acetate	43	Compound Not Detected.						
	14 methylene chloride	84	Compound Not Detected.						
	15 carbon disulfide	76	Compound Not Detected.						
	17 methyl tert butyl ether	73	Compound Not Detected.						
	19 trans-1,2-dichloroethene	96	Compound Not Detected.						
	23 1,1-dichloroethane	63	Compound Not Detected.						
	26 2-butanone	43	Compound Not Detected.						
	29 cis-1,2-dichloroethene	96	7.227	7.226	(0.800)	1383	3.42336	3.423	
	30 chloroform	83	Compound Not Detected.						
	31 bromochloromethane	128	Compound Not Detected.						
$	34 dibromofluoromethane	113	7.786	7.786	(0.862)	32392	94.9843	94.984	
	36 1,1,1-trichloroethane	97	Compound Not Detected.						
	37 Cyclohexane	56	Compound Not Detected.						
	39 carbontetrachloride	117	Compound Not Detected.						
$	41 1,2-dichloroethane-d4	65	8.535	8.535	(0.945)	40448	98.6882	98.688	
	42 1,2-dichloroethane	62	Compound Not Detected.						
	43 benzene	78	8.704	8.704	(0.964)	1693	1.04061	1.040	
*	45 flourobenzene	96	9.031	9.031	(1.000)	147436	100.000		
	47 trichloroethene	95	9.654	9.654	(1.069)	4698	11.9103	11.910	
	48 methyl cyclohexane	83	Compound Not Detected.						

	Compounds	QUANT SIG MASS	RT	EXP RT	REL RT	RESPONSE	CONCENTRATIONS ON-COLUMN (ngs)	CONCENTRATIONS FINAL (ngs)	REVIEW CODE
	49 1,2-dichloropropane	63	Compound Not Detected.						
	50 bromodichloromethane	83	Compound Not Detected.						
	51 1,4-Dioxane	88	Compound Not Detected.						
	54 4-methyl-2-pentanone	58	Compound Not Detected.						
	57 cis-1,3-dichloropropene	75	Compound Not Detected.						
$	58 toluene-d8	98	11.553	11.564	(0.820)	166489	100.566	100.566	
	59 toluene	92	Compound Not Detected.						
	62 trans-1,3-dichloropropene	75	Compound Not Detected.						
	64 2-hexanone	43	Compound Not Detected.						
	63 1,1,2-trichloroethane	83	Compound Not Detected.						
	66 tetrachloroethene	166	Compound Not Detected.						
	67 chlorodibromomethane	129	Compound Not Detected.						
	68 1,2-dibromoethane	107	Compound Not Detected.						
*	69 chlorobenzene-d5	117	14.086	14.086	(1.000)	130797	100.000		
	70 chlorobenzene	112	14.160	14.160	(1.005)	199523	161.224	161.223	
	72 ethyl benzene	91	Compound Not Detected.						
	73 p/m xylene	106	Compound Not Detected.						
	74 o xylene	106	Compound Not Detected.						
	75 styrene	104	Compound Not Detected.						
	76 isopropylbenzene	105	Compound Not Detected.						
	77 bromoform	173	Compound Not Detected.						
	79 1,1,2,2,-tetrachloroethane	83	Compound Not Detected.						
$	80 4-bromofluorobenzene	95	16.218	16.218	(0.883)	74948	100.791	100.790	
	93 1,3-dichlorobenzene	146	18.223	18.223	(0.993)	2176	2.43476	2.434	
*	94 1,4-dichlorobenzene-d4	152	18.360	18.360	(1.000)	60713	100.000		
	95 1,4-dichlorobenzene	146	18.423	18.423	(1.003)	43335	48.3905	48.390	
	98 1,2-dichlorobenzene	146	19.088	19.088	(1.040)	279991	352.846	352.845	
	100 1,2-dibromo-3-chloropropane	75	Compound Not Detected.						
	102 1,2,4-trichlorobenzene	180	Compound Not Detected.						
	105 1,2,3-trichlorobenzene	180	Compound Not Detected.						

Alpha Analytical Labs

gc/ms voa - Elaine

Data file : \\Orgserv2\ff\chem\GCMSVOA\Elaine.i\140329.b\0329A18.D
Lab Smp Id:
Inj Date : 29-MAR-2014 20:31
Operator : PD Inst ID: Elaine.i
Smp Info : l1406036-28,31,10,,a
Misc Info : wg678962,ical9341
Comment :
Method : \\Orgserv2\ff\chem\GCMSVOA\Elaine.i\140329.b\liq8260C.m
Meth Date : 30-Mar-2014 21:28 pduczmalew Quant Type: ISTD
Cal Date : 24-MAR-2014 23:22 Cal File: 0324A06.D
Als bottle: 1
Dil Factor: 1.00000
Integrator: HP RTE Compound Sublist: NJTCL.sub
Target Version: 4.12
Processing Host: VIRTUALXP-76524

- NO TENTATIVELY IDENTIFIED COMPOUNDS -

Alpha Analytical Labs

INTERNAL STANDARD COMPOUNDS
AREA AND RT SUMMARY

Instrument ID: Elaine.i
Lab File ID: 0329A18.D
Lab Smp Id:
Analysis Type: VOA
Quant Type: ISTD
Operator: PD
Method File: \\Orgserv2\ff\chem\GCMSVOA\Elaine.i\140329.b\liq8260C.m
Misc Info: wg678962,ical9341

Calibration Date: 29-MAR-2014
Calibration Time: 11:14
Level: LOW
Sample Type: WATER

Test Mode:
Use Last Continuing Calibrator.
If Continuing Cal. use Initial Cal. Level 3

COMPOUND	STANDARD	AREA LIMIT LOWER	AREA LIMIT UPPER	SAMPLE	%DIFF
45 flourobenzene	216817	108409	433634	147436	-32.00
69 chlorobenzene-d5	183807	91904	367614	130797	-28.84
94 1,4-dichlorobenze	94614	47307	189228	60713	-35.83

COMPOUND	STANDARD	RT LIMIT LOWER	RT LIMIT UPPER	SAMPLE	%DIFF
45 flourobenzene	9.03	8.53	9.53	9.03	0.00
69 chlorobenzene-d5	14.09	13.59	14.59	14.09	0.00
94 1,4-dichlorobenze	18.36	17.86	18.86	18.36	0.00

AREA UPPER LIMIT = +100% of internal standard area.
AREA LOWER LIMIT = - 50% of internal standard area.
RT UPPER LIMIT = + 0.50 minutes of internal standard RT.
RT LOWER LIMIT = - 0.50 minutes of internal standard RT.

Alpha Analytical Labs

RECOVERY REPORT

Client Name: Client SDG: SDGa00307
Sample Matrix: LIQUID Fraction: VOA
Lab Smp Id:
Level: LOW Operator: PD
Data Type: MS DATA SampleType: SAMPLE
SpikeList File: curveall.spk Quant Type: ISTD
Sublist File: NJTCL.sub
Method File: \\Orgserv2\ff\chem\GCMSVOA\Elaine.i\140329.b\liq8260C.m
Misc Info: wg678962,ical9341

SURROGATE COMPOUND	AMOUNT ADDED ngs	AMOUNT RECOVERED ngs	% RECOVERED	LIMITS
$ 34 dibromofluorometha	100.000	94.984	94.98	70-130
$ 41 1,2-dichloroethane	100.000	98.688	98.69	70-130
$ 58 toluene-d8	100.000	100.566	100.57	70-130
$ 80 4-bromofluorobenze	100.000	100.790	100.79	70-130

Data File: \\Orgserv2\ff\chem\GCMSVOA\Elaine.i\140329.b\0329A18.D
Date : 29-MAR-2014 20:31
Client ID:
Sample Info: 11406036-28,31,10,,a
Purge Volume: 10.0
Column phase:

Instrument: Elaine.i
Operator: PD
Column diameter: 0.18

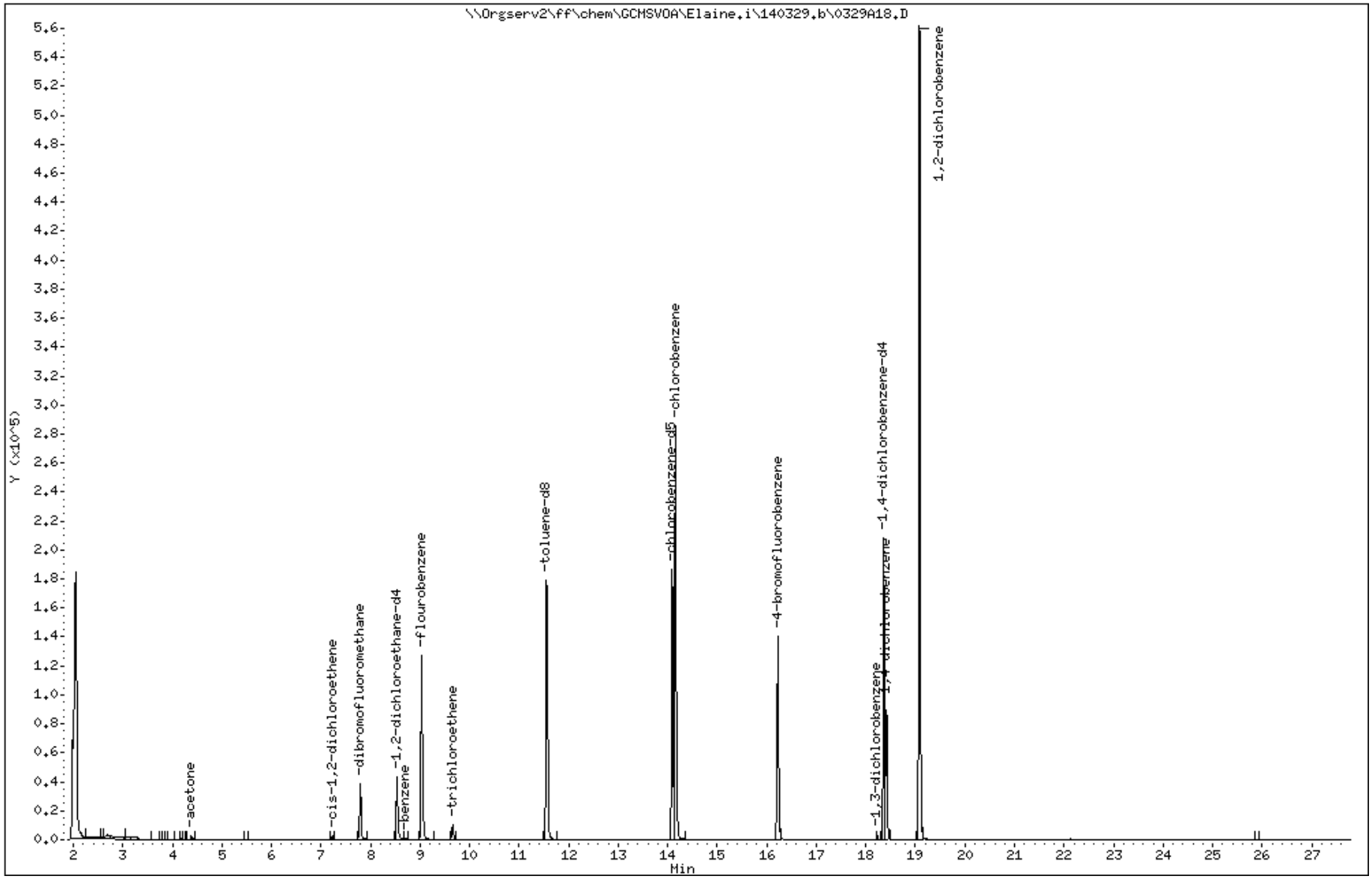

Data File: \\Orgserv2\ff\chem\GCMSVOA\Elaine.i\140329.b\0329A18.D

Date : 29-MAR-2014 20:31

Client ID:

Instrument: Elaine.i

Sample Info: 11406036-28,31,10,,a

Purge Volume: 10.0

Operator: PD

Column phase:

Column diameter: 0.18

10 acetone

Concentration: 60.495 ngs

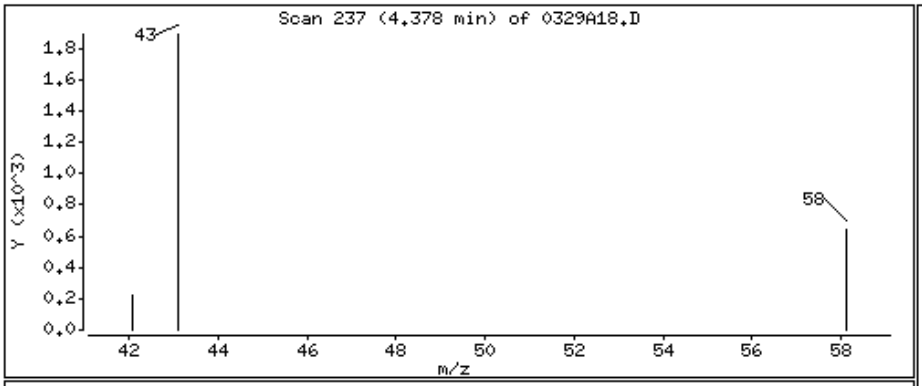

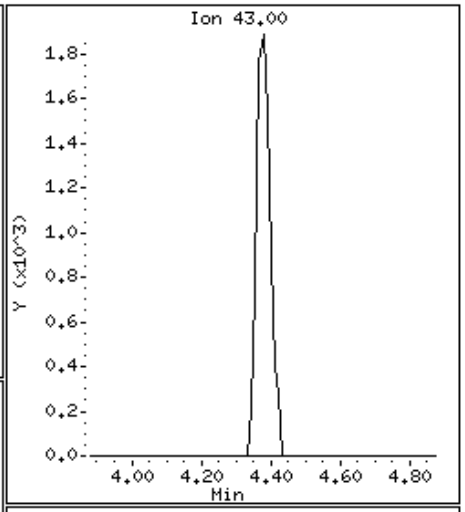

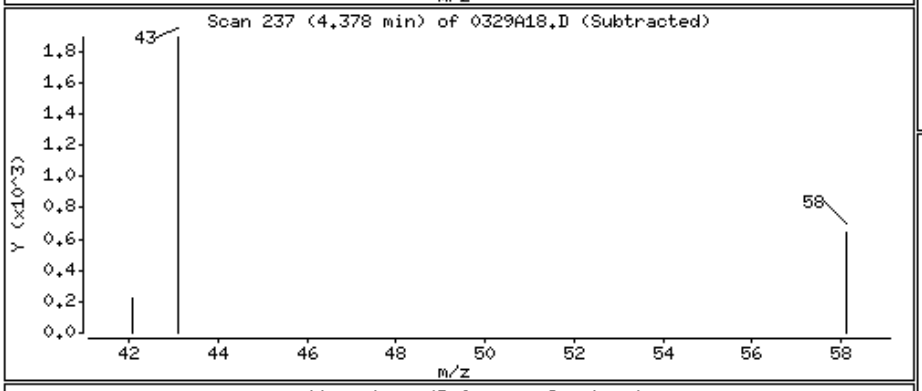

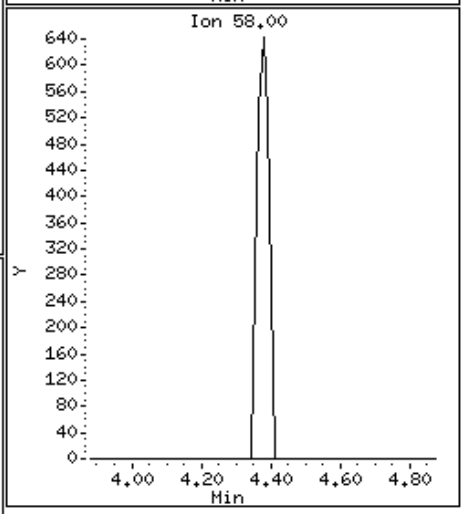

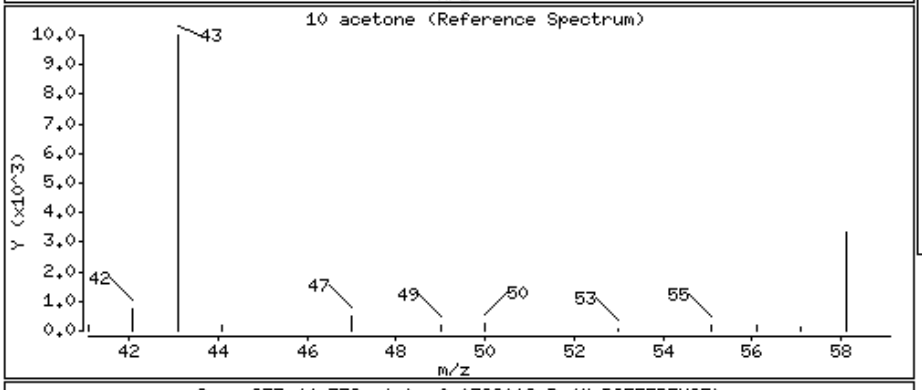

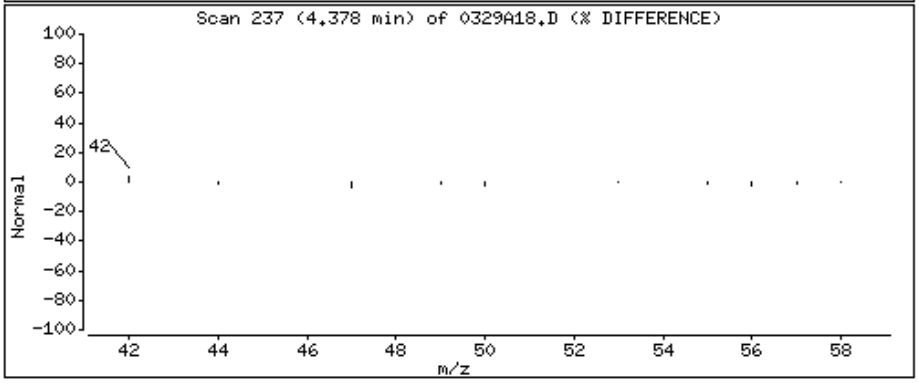

Data File: \\Orgserv2\ff\chem\GCMSVOA\Elaine.i\140329.b\0329A18.D

Date : 29-MAR-2014 20:31

Client ID:

Instrument: Elaine.i

Sample Info: 11406036-28,31,10,,a

Purge Volume: 10.0

Operator: PD

Column phase:

Column diameter: 0.18

29 cis-1,2-dichloroethene

Concentration: 3.423 ngs

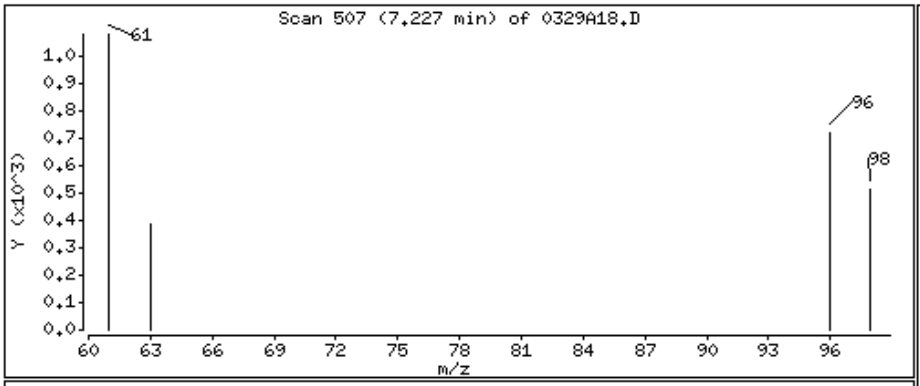

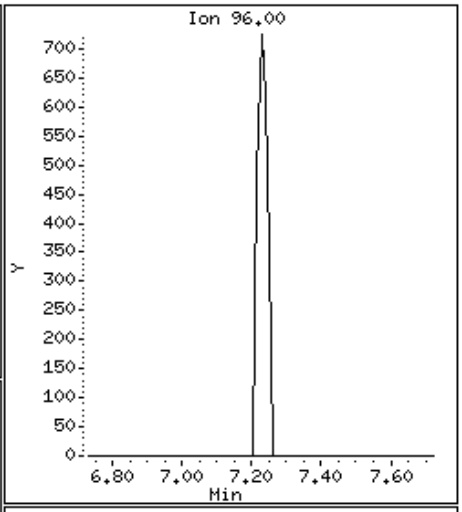

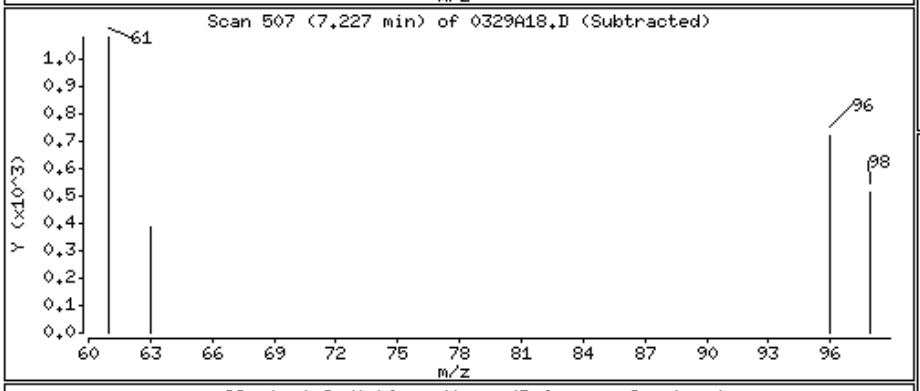

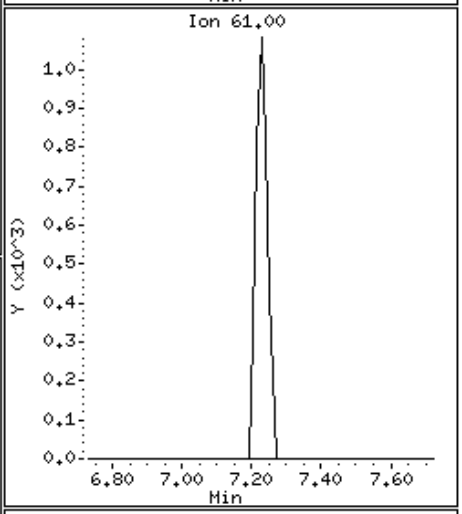

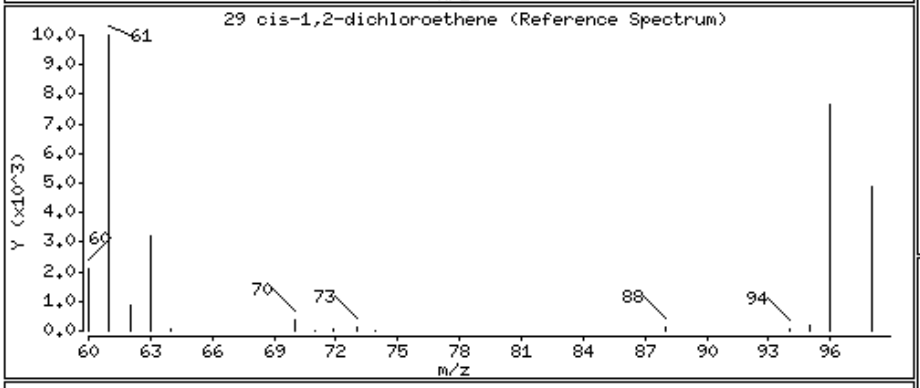

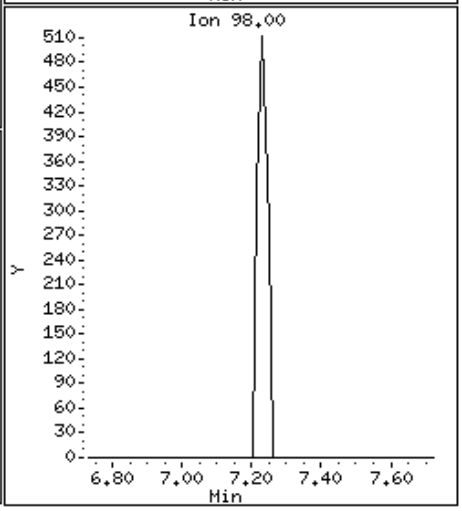

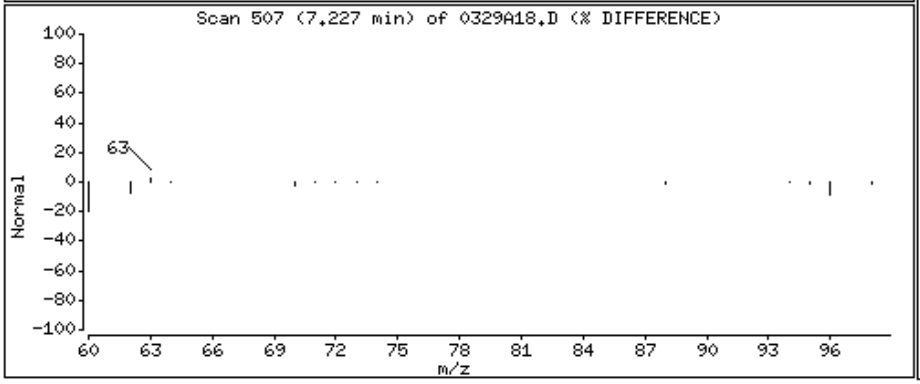

Data File: \\Orgserv2\ff\chem\GCMSVOA\Elaine.i\140329.b\0329A18.D

Date : 29-MAR-2014 20:31

Client ID:

Instrument: Elaine.i

Sample Info: 11406036-28,31,10,,a

Purge Volume: 10.0

Operator: PD

Column phase:

Column diameter: 0.18

43 benzene

Concentration: 1.040 ngs

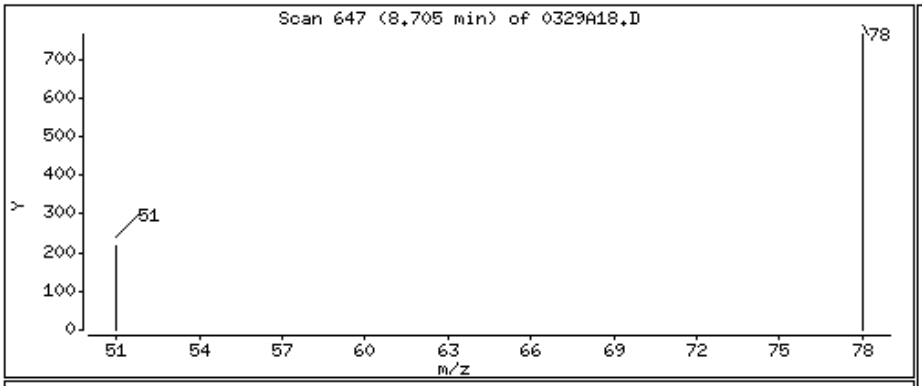

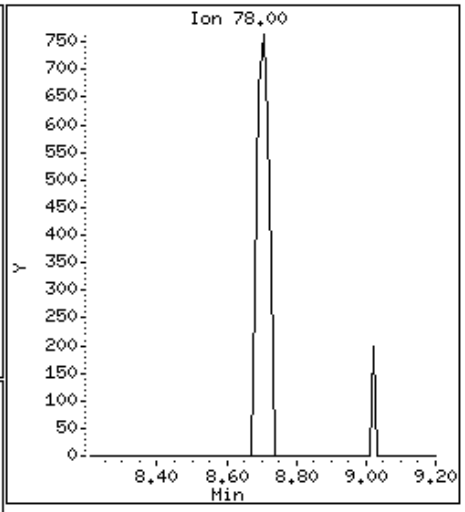

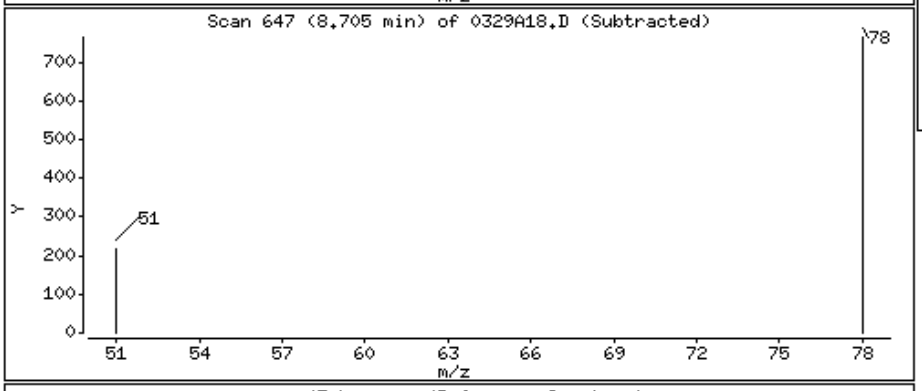

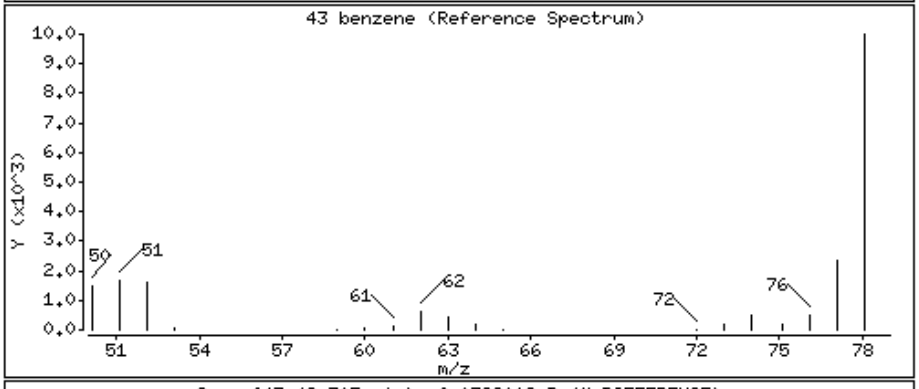

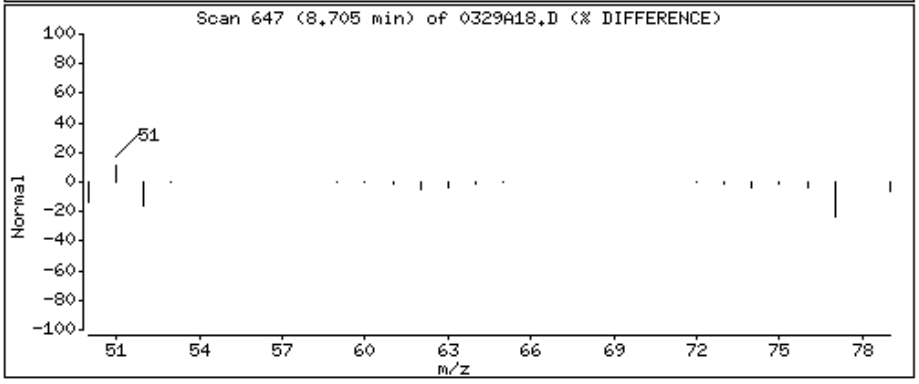

Data File: \\Orgserv2\ff\chem\GCMSVOA\Elaine.i\140329.b\0329A18.D

Date : 29-MAR-2014 20:31

Client ID:

Instrument: Elaine.i

Sample Info: 11406036-28,31,10,,a

Purge Volume: 10.0

Operator: PD

Column phase:

Column diameter: 0.18

47 trichloroethene

Concentration: 11.910 ngs

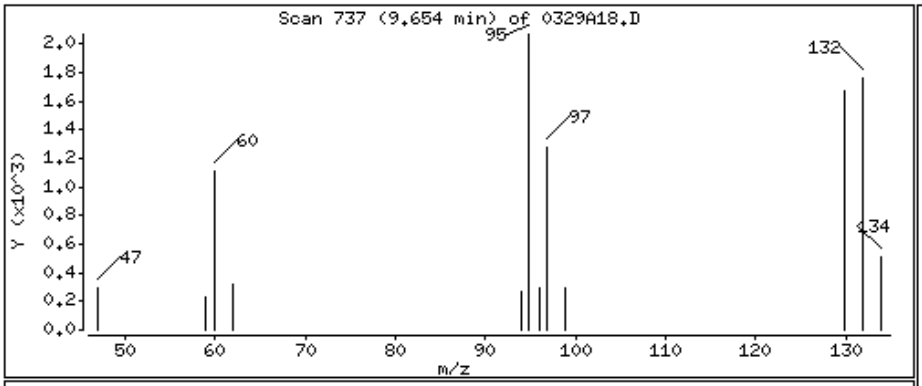

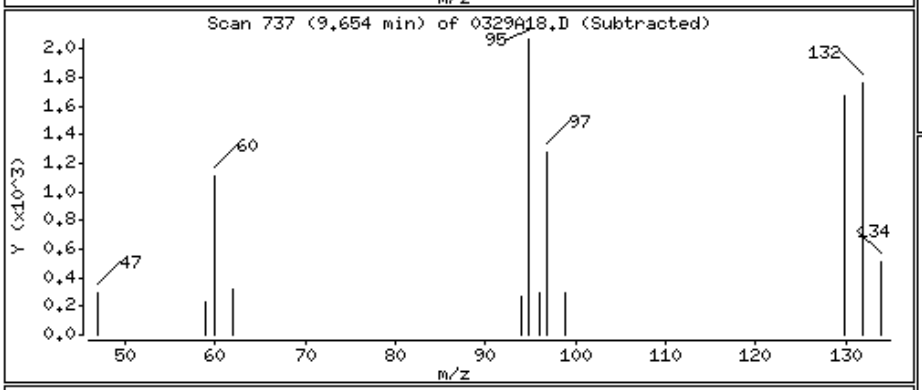

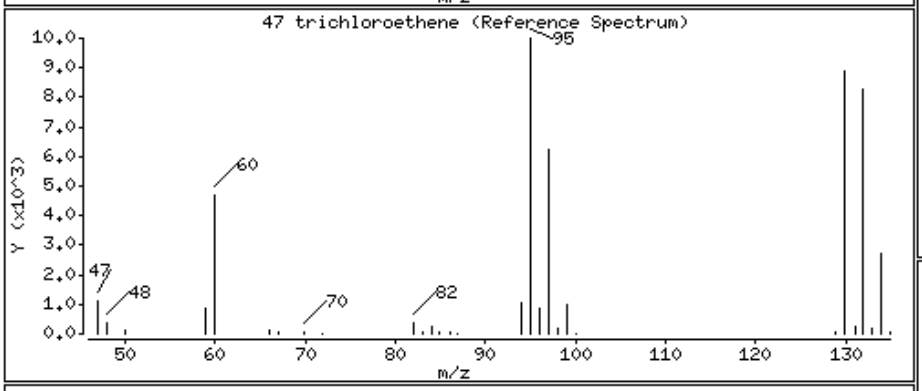

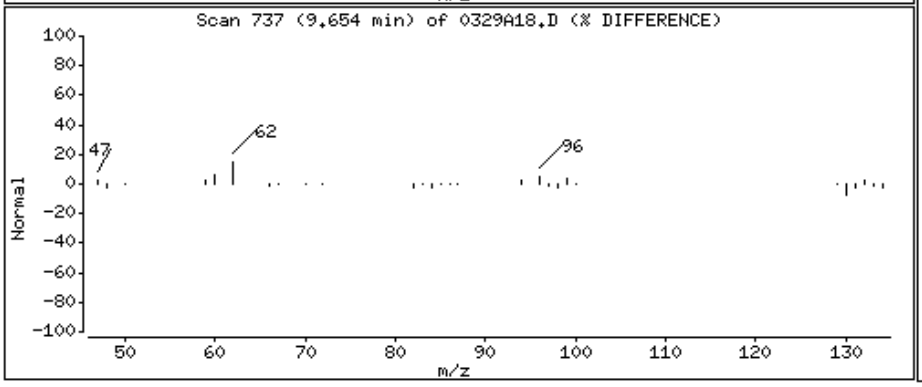

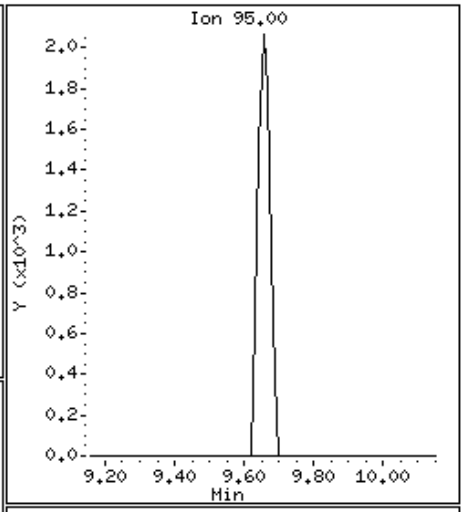

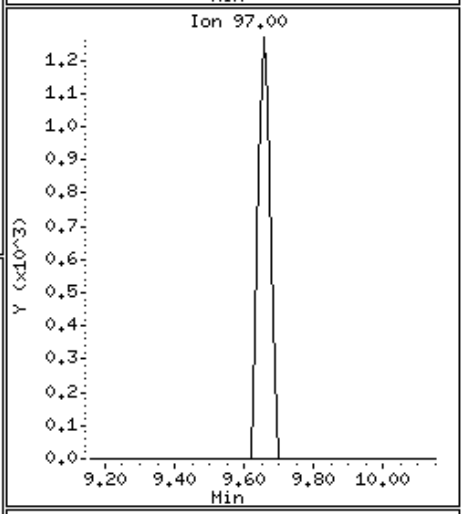

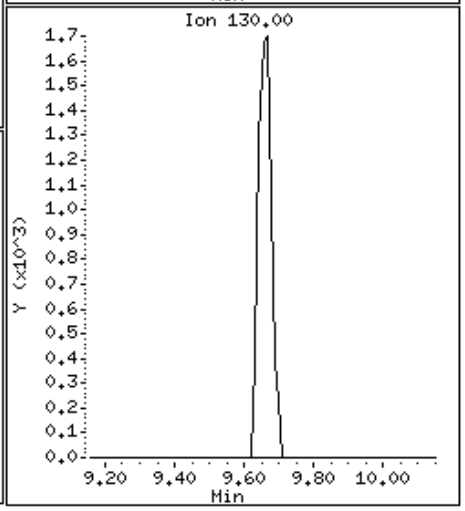

Data File: \\Orgserv2\ff\chem\GCMSVOA\Elaine.i\140329.b\0329A18.D

Date : 29-MAR-2014 20:31

Client ID:

Instrument: Elaine.i

Sample Info: 11406036-28,31,10,,a

Purge Volume: 10.0

Operator: PD

Column phase:

Column diameter: 0.18

70 chlorobenzene

Concentration: 161.223 ngs

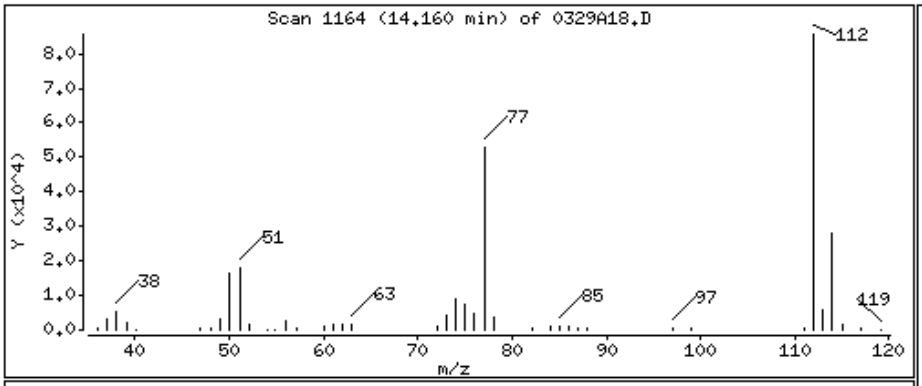

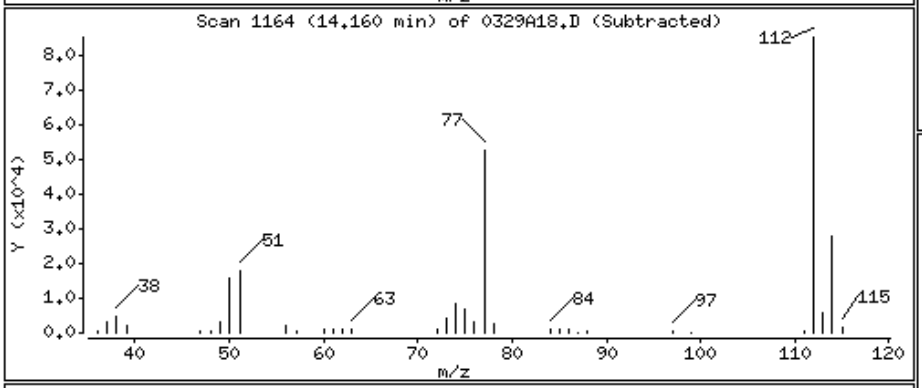

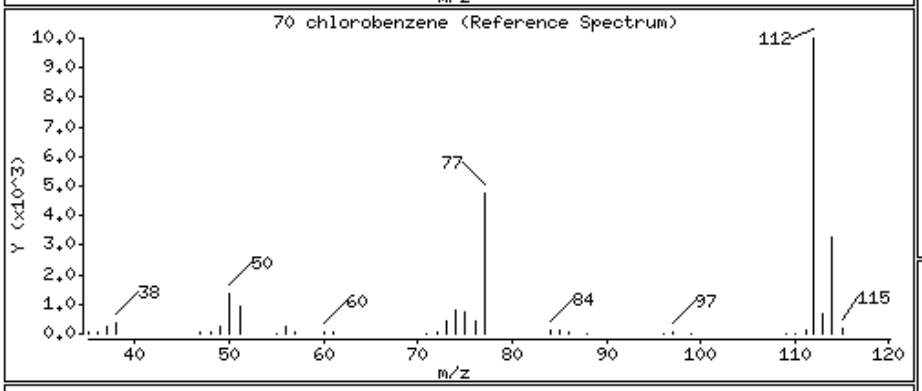

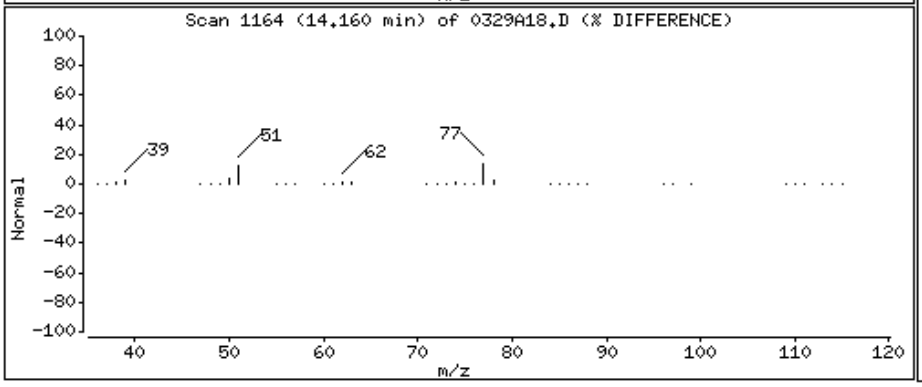

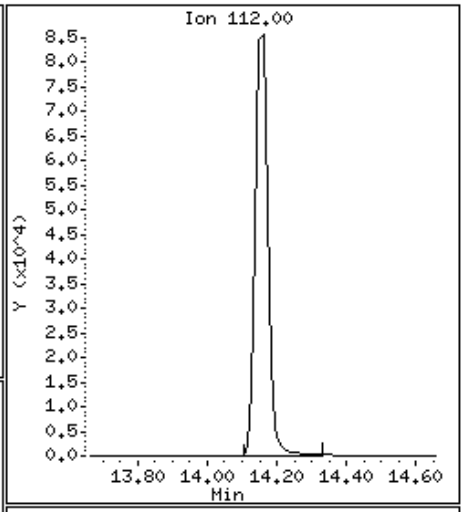

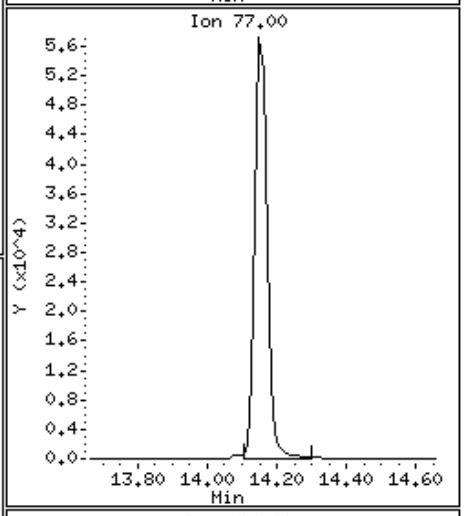

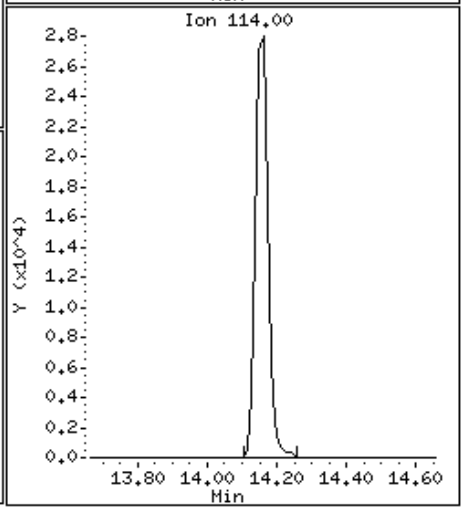

Data File: \\Orgserv2\ff\chem\GCMSVOA\Elaine.i\140329.b\0329A18.D

Date : 29-MAR-2014 20:31

Client ID:

Instrument: Elaine.i

Sample Info: 11406036-28,31,10,,a

Purge Volume: 10.0

Operator: PD

Column phase:

Column diameter: 0.18

93 1,3-dichlorobenzene

Concentration: 2.434 ngs

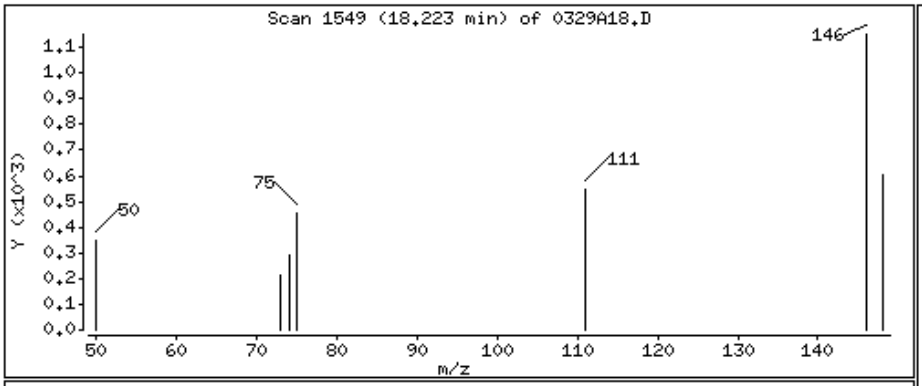

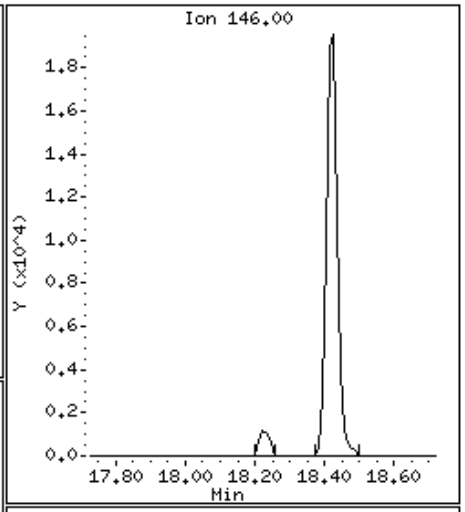

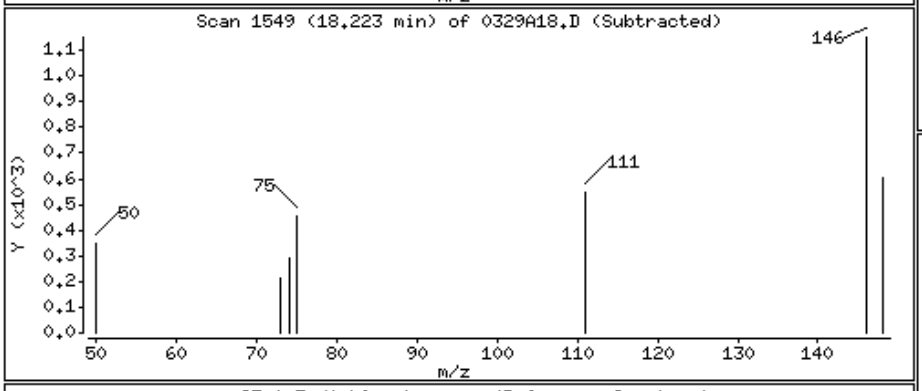

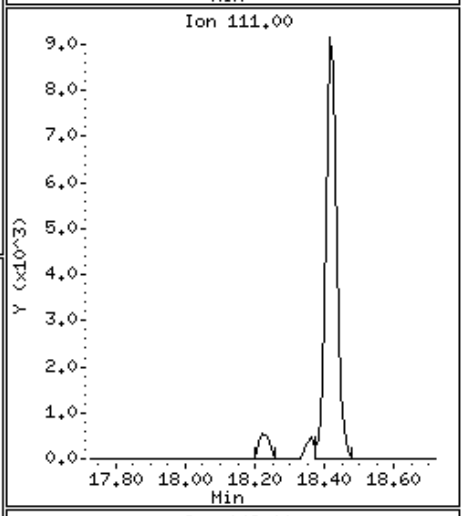

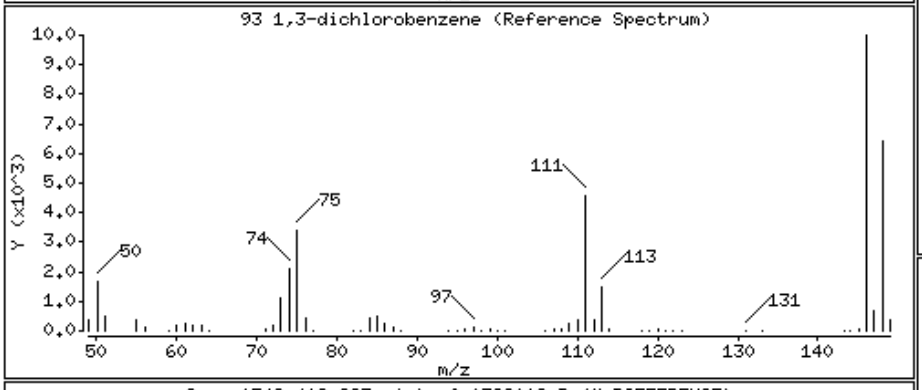

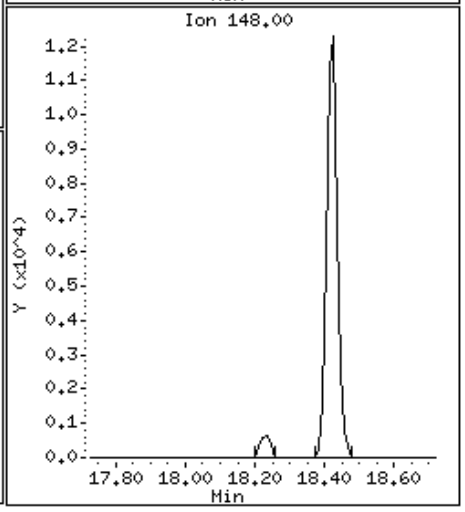

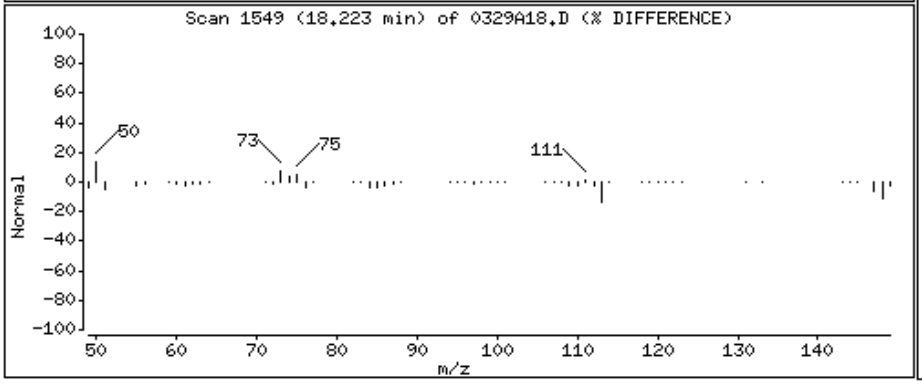

Data File: \\Orgserv2\ff\chem\GCMSVOA\Elaine.i\140329.b\0329A18.D

Date : 29-MAR-2014 20:31

Client ID:

Instrument: Elaine.i

Sample Info: 11406036-28,31,10,,a

Purge Volume: 10.0

Operator: PD

Column phase:

Column diameter: 0.18

95 1,4-dichlorobenzene

Concentration: 48.390 ngs

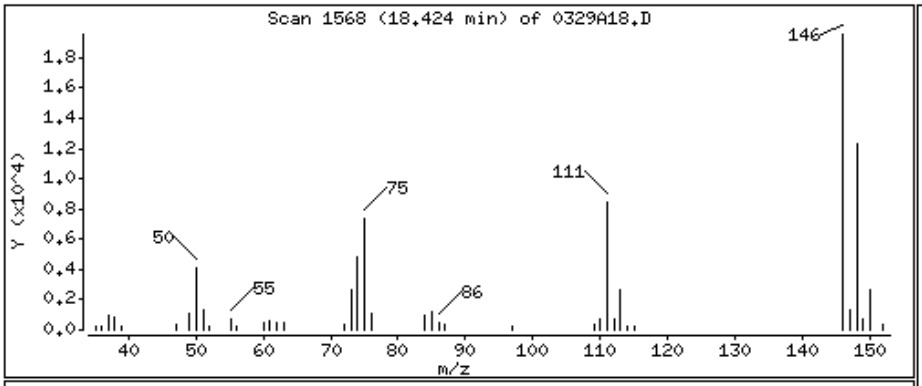

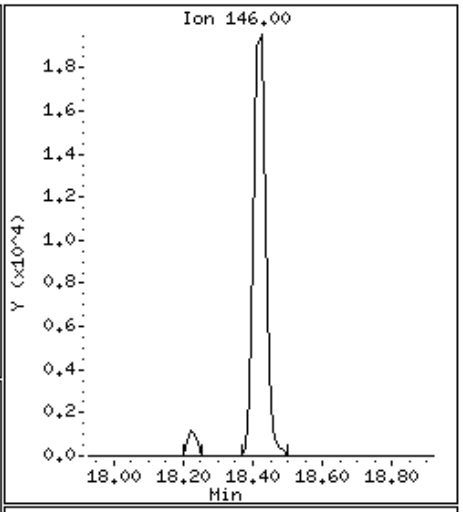

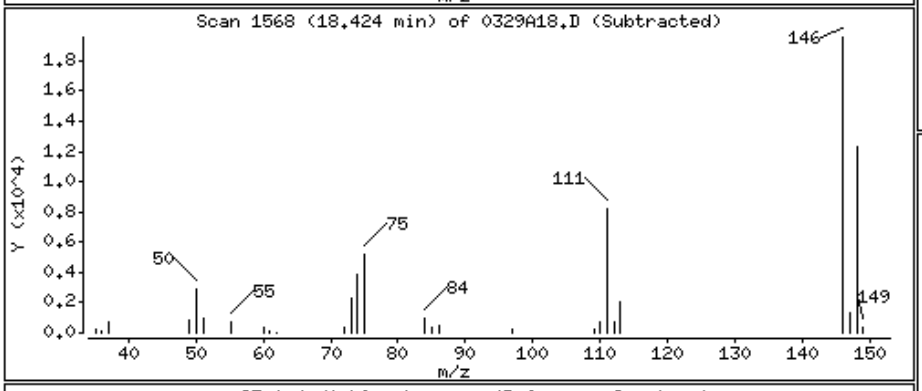

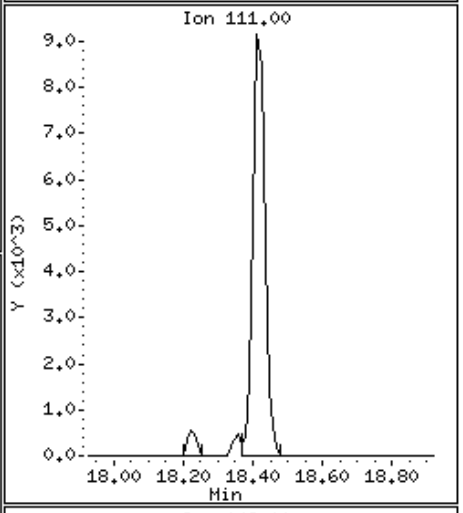

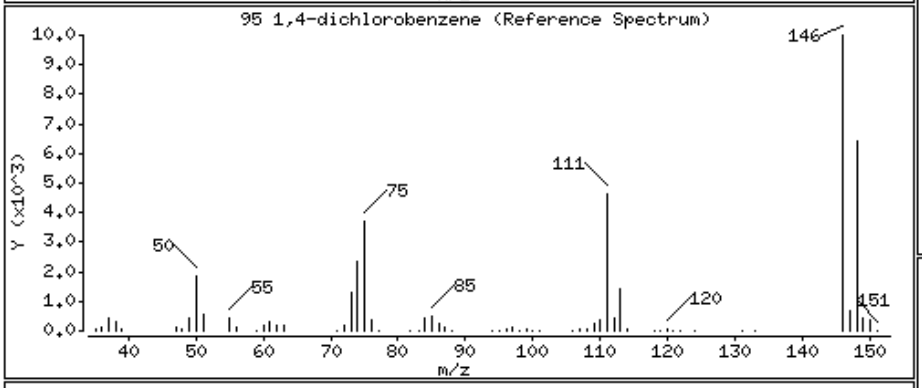

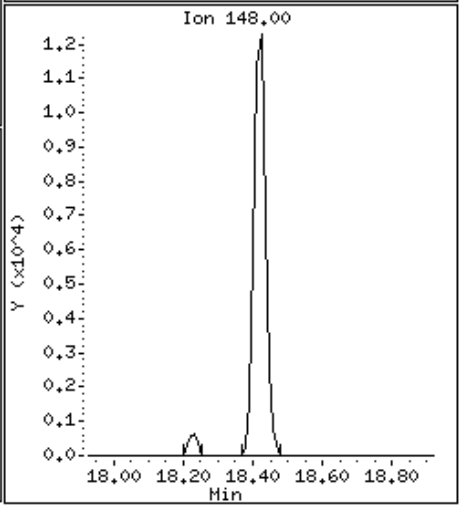

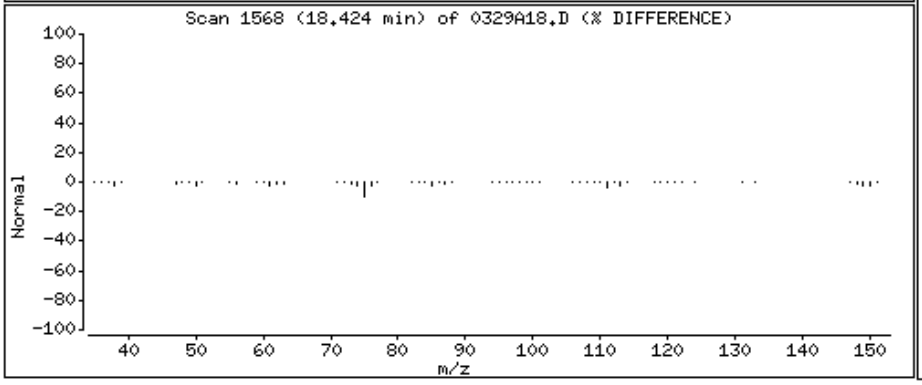

Data File: \\Orgserv2\ff\chem\GCMSVOA\Elaine.i\140329.b\0329A18.D

Date : 29-MAR-2014 20:31

Client ID:

Instrument: Elaine.i

Sample Info: 11406036-28,31,10,,a

Purge Volume: 10.0

Operator: PD

Column phase:

Column diameter: 0.18

98 1,2-dichlorobenzene

Concentration: 352.845 ngs

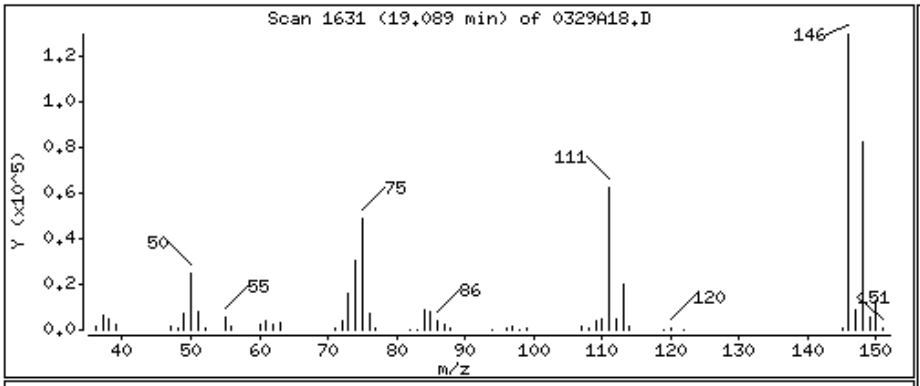

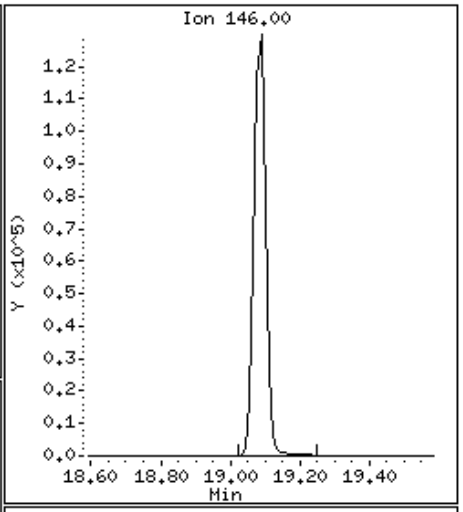

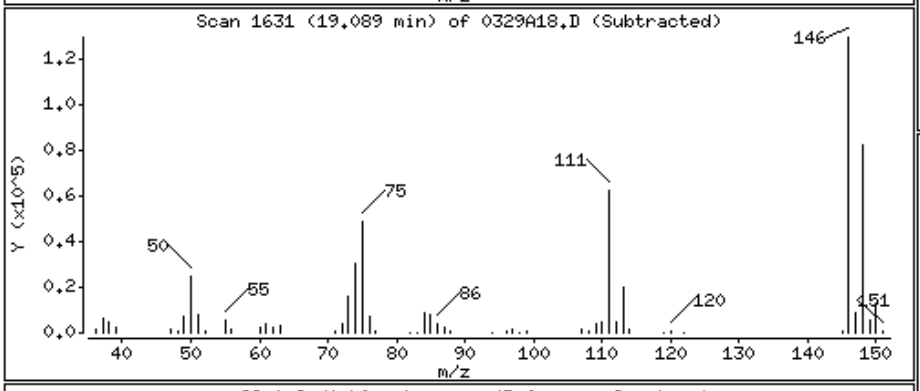

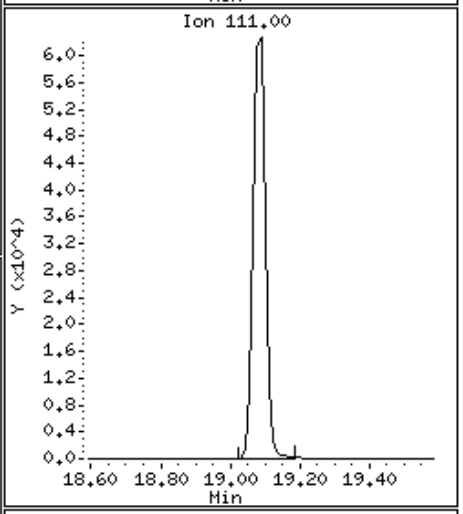

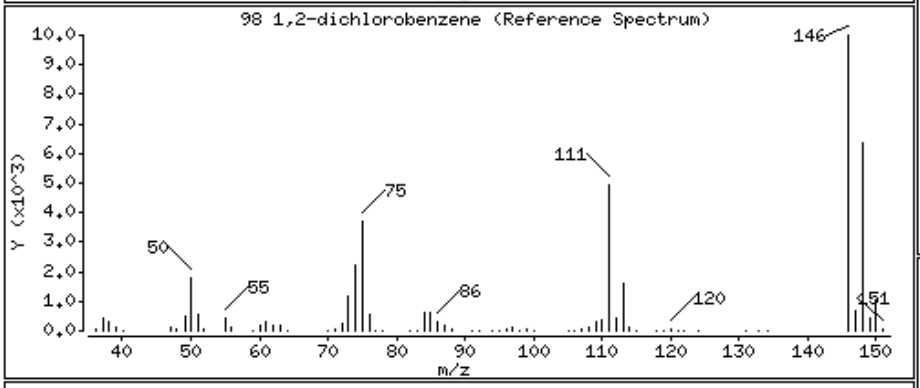

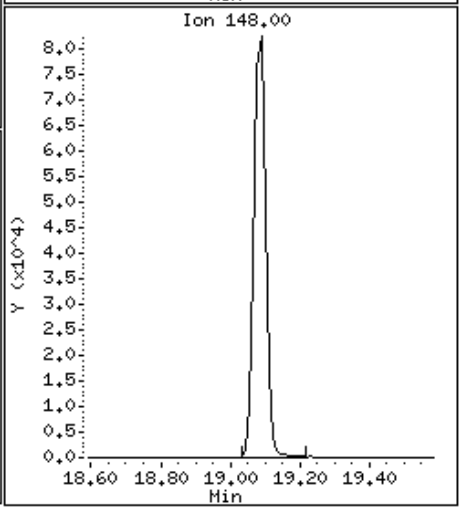

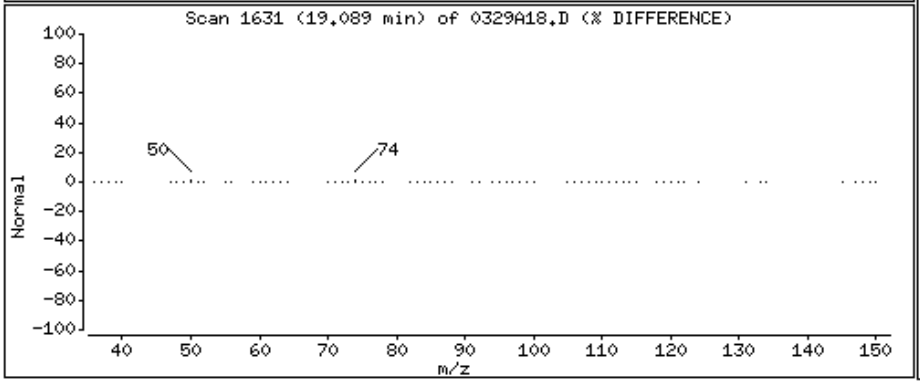

Alpha Analytical Labs

Manual Integration

Sample Info	: l1406036-28,31,10,,a wg678962,ical9341		
Instrument ID	: Elaine.i		
Method	: liq8260C.m		
File	: 0329A18.D		
Injection Date	: 29-MAR-2014 20:31		
Quantitation	: ISTD	Integrator :	HP RTE
Dilution Factor	: 1.00	Sample Type:	SAMPLE

This File has no version history.

//Orgserv2/ff/chem/GCMSVOA/Elaine.i/140329.b/original/0329A18.D

Alpha Analytical Labs

gc/ms voa - VOA101

Data file : \\Orgserv2\ff\chem\GCMSVOA\Voa101.i\140329.b\0329A21.D
Lab Smp Id:
Inj Date : 29-MAR-2014 20:41
Operator : PD Inst ID: Voa101.i
Smp Info : l1406036-46,31,10,,a
Misc Info : wg678899,ical9333
Comment :
Method : \\Orgserv2\ff\chem\GCMSVOA\Voa101.i\140329.b\liq8260C.m
Meth Date : 29-Mar-2014 15:20 ppaveglio Quant Type: ISTD
Cal Date : 24-MAR-2014 14:57 Cal File: 0324A12.D
Als bottle: 21
Dil Factor: 1.00000
Integrator: HP RTE Compound Sublist: NJTCL.sub
Target Version: 4.12
Processing Host: VIRTUALXP-76524

Concentration Formula: Amt * DF * CpndVariable
Cpnd Variable Local Compound Variable

							CONCENTRATIONS		
	Compounds	QUANT SIG MASS	RT	EXP RT	REL RT	RESPONSE	ON-COLUMN (ngs)	FINAL (ngs)	REVIEW CODE
	1 dichlorodifluoromethane	85	Compound Not Detected.						
	2 chloromethane	50	Compound Not Detected.						
	3 vinyl chloride	62	Compound Not Detected.						
	4 bromomethane	94	Compound Not Detected.						
	5 chloroethane	64	Compound Not Detected.						
	6 trichlorofluoromethane	101	Compound Not Detected.						
	8 1,1,-dichloroethene	96	Compound Not Detected.						
	11 freon-113	101	Compound Not Detected.						
	10 carbon disulfide	76	Compound Not Detected.						
	14 methylene chloride	84	3.682	3.682	(0.591)	1484	2.54045	2.540(QM)	M1
	15 acetone	43	Compound Not Detected.						
	16 trans-1,2-dichloroethene	96	Compound Not Detected.						
	17 Methyl Acetate	43	Compound Not Detected.						
	18 methyl tert butyl ether	73	Compound Not Detected.						
	22 1,1-dichloroethane	63	Compound Not Detected.						
	27 cis-1,2-dichloroethene	96	Compound Not Detected.						
	29 bromochloromethane	128	Compound Not Detected.						
	30 Cyclohexane	56	Compound Not Detected.						
	31 chloroform	83	Compound Not Detected.						
	33 carbontetrachloride	117	Compound Not Detected.						
$	36 dibromofluoromethane	113	5.405	5.405	(0.868)	49886	111.666	111.665	
	37 1,1,1-trichloroethane	97	Compound Not Detected.						
	38 2-butanone	43	Compound Not Detected.						
	40 benzene	78	Compound Not Detected.						
$	42 1,2-dichloroethane-d4	65	5.944	5.941	(0.954)	56706	114.484	114.483	
	43 1,2-dichloroethane	62	Compound Not Detected.						
*	45 flourobenzene	96	6.230	6.227	(1.000)	170452	100.000		
	49 trichloroethene	95	Compound Not Detected.						

	Compounds	QUANT SIG MASS	RT	EXP RT	REL RT	RESPONSE	CONCENTRATIONS ON-COLUMN (ngs)	CONCENTRATIONS FINAL (ngs)	REVIEW CODE
	46 methyl cyclohexane	83	Compound Not Detected.						
	52 1,2-dichloropropane	63	Compound Not Detected.						
	53 bromodichloromethane	83	Compound Not Detected.						
	56 1,4-Dioxane	88	Compound Not Detected.						
	58 cis-1,3-dichloropropene	75	Compound Not Detected.						
$	59 toluene-d8	98	7.933	7.933	(0.811)	169889	91.7055	91.705	
	60 toluene	92	Compound Not Detected.						
	62 4-methyl-2-pentanone	58	Compound Not Detected.						
	63 tetrachloroethene	166	8.431	8.437	(0.862)	2571	4.16323	4.163(QM)	M1
	64 trans-1,3-dichloropropene	75	Compound Not Detected.						
	68 1,1,2-trichloroethane	83	Compound Not Detected.						
	69 chlorodibromomethane	129	Compound Not Detected.						
	71 1,2-dibromoethane	107	Compound Not Detected.						
	73 2-hexanone	43	Compound Not Detected.						
*	74 chlorobenzene-d5	117	9.786	9.786	(1.000)	137348	100.000		
	75 chlorobenzene	112	Compound Not Detected.						
	76 ethyl benzene	91	Compound Not Detected.						
	78 p/m xylene	106	Compound Not Detected.						
	79 o xylene	106	Compound Not Detected.						
	80 styrene	104	Compound Not Detected.						
	81 bromoform	173	Compound Not Detected.						
	82 isopropylbenzene	105	Compound Not Detected.						
$	83 4-bromofluorobenzene	95	11.254	11.251	(0.904)	61629	99.6394	99.639	
	88 1,1,2,2,-tetrachloroethane	83	Compound Not Detected.						
	99 1,3-dichlorobenzene	146	Compound Not Detected.						
*	100 1,4-dichlorobenzene-d4	152	12.444	12.441	(1.000)	59816	100.000	(Q)	
	101 1,4-dichlorobenzene	146	Compound Not Detected.						
	104 1,2-dichlorobenzene	146	Compound Not Detected.						
	106 1,2-dibromo-3-chloropropane	75	Compound Not Detected.						
	109 1,2,4-trichlorobenzene	180	Compound Not Detected.						
	111 1,2,3-trichlorobenzene	180	Compound Not Detected.						

QC Flag Legend

Q - Qualifier signal failed the ratio test.
M - Compound response manually integrated.

Alpha Analytical Labs

gc/ms voa - VOA101

Data file : \\Orgserv2\ff\chem\GCMSVOA\Voa101.i\140329.b\0329A21.D
Lab Smp Id:
Inj Date : 29-MAR-2014 20:41
Operator : PD Inst ID: Voa101.i
Smp Info : l1406036-46,31,10,,a
Misc Info : wg678899,ical9333
Comment :
Method : \\Orgserv2\ff\chem\GCMSVOA\Voa101.i\140329.b\liq8260C.m
Meth Date : 29-Mar-2014 15:20 ppaveglio Quant Type: ISTD
Cal Date : 24-MAR-2014 14:57 Cal File: 0324A12.D
Als bottle: 21
Dil Factor: 1.00000
Integrator: HP RTE Compound Sublist: NJTCL.sub
Target Version: 4.12
Processing Host: VIRTUALXP-76524

- NO TENTATIVELY IDENTIFIED COMPOUNDS -

Alpha Analytical Labs

INTERNAL STANDARD COMPOUNDS
AREA AND RT SUMMARY

Instrument ID: Voa101.i
Lab File ID: 0329A21.D
Lab Smp Id:
Analysis Type: VOA
Quant Type: ISTD
Operator: PD
Method File: \\Orgserv2\ff\chem\GCMSVOA\Voa101.i\140329.b\liq8260C.m
Misc Info: wg678899,ical9333

Calibration Date: 29-MAR-2014
Calibration Time: 11:27
Level: LOW
Sample Type: WATER

Test Mode:
Use Last Continuing Calibrator.
If Continuing Cal. use Initial Cal. Level 3

COMPOUND	STANDARD	AREA LIMIT LOWER	AREA LIMIT UPPER	SAMPLE	%DIFF
45 flourobenzene	220923	110462	441846	170452	-22.85
74 chlorobenzene-d5	175802	87901	351604	137348	-21.87
100 1,4-dichlorobenze	84508	42254	169016	59816	-29.22

COMPOUND	STANDARD	RT LIMIT LOWER	RT LIMIT UPPER	SAMPLE	%DIFF
45 flourobenzene	6.23	5.73	6.73	6.23	0.05
74 chlorobenzene-d5	9.79	9.29	10.29	9.79	-0.00
100 1,4-dichlorobenze	12.44	11.94	12.94	12.44	0.02

AREA UPPER LIMIT = +100% of internal standard area.
AREA LOWER LIMIT = - 50% of internal standard area.
RT UPPER LIMIT = + 0.50 minutes of internal standard RT.
RT LOWER LIMIT = - 0.50 minutes of internal standard RT.

Alpha Analytical Labs

RECOVERY REPORT

Client Name: Client SDG: SDGa00307
Sample Matrix: LIQUID Fraction: VOA
Lab Smp Id:
Level: LOW Operator: PD
Data Type: MS DATA SampleType: SAMPLE
SpikeList File: curveallim.spk Quant Type: ISTD
Sublist File: NJTCL.sub
Method File: \\Orgserv2\ff\chem\GCMSVOA\Voa101.i\140329.b\liq8260C.m
Misc Info: wg678899,ical9333

SURROGATE COMPOUND	AMOUNT ADDED ngs	AMOUNT RECOVERED ngs	% RECOVERED	LIMITS
$ 36 dibromofluorometha	100.000	111.665	111.67	70-130
$ 42 1,2-dichloroethane	100.000	114.483	114.48	70-130
$ 59 toluene-d8	100.000	91.705	91.71	70-130
$ 83 4-bromofluorobenze	100.000	99.639	99.64	70-130

Data File: \\Orgserv2\ff\chem\GCMSVOA\Voa101.i\140329.b\0329A21.D
Date : 29-MAR-2014 20:41
Client ID:
Sample Info: 11406036-46,31,10,,a
Purge Volume: 10.0
Column phase:

Instrument: Voa101.i
Operator: PD
Column diameter: 0.18

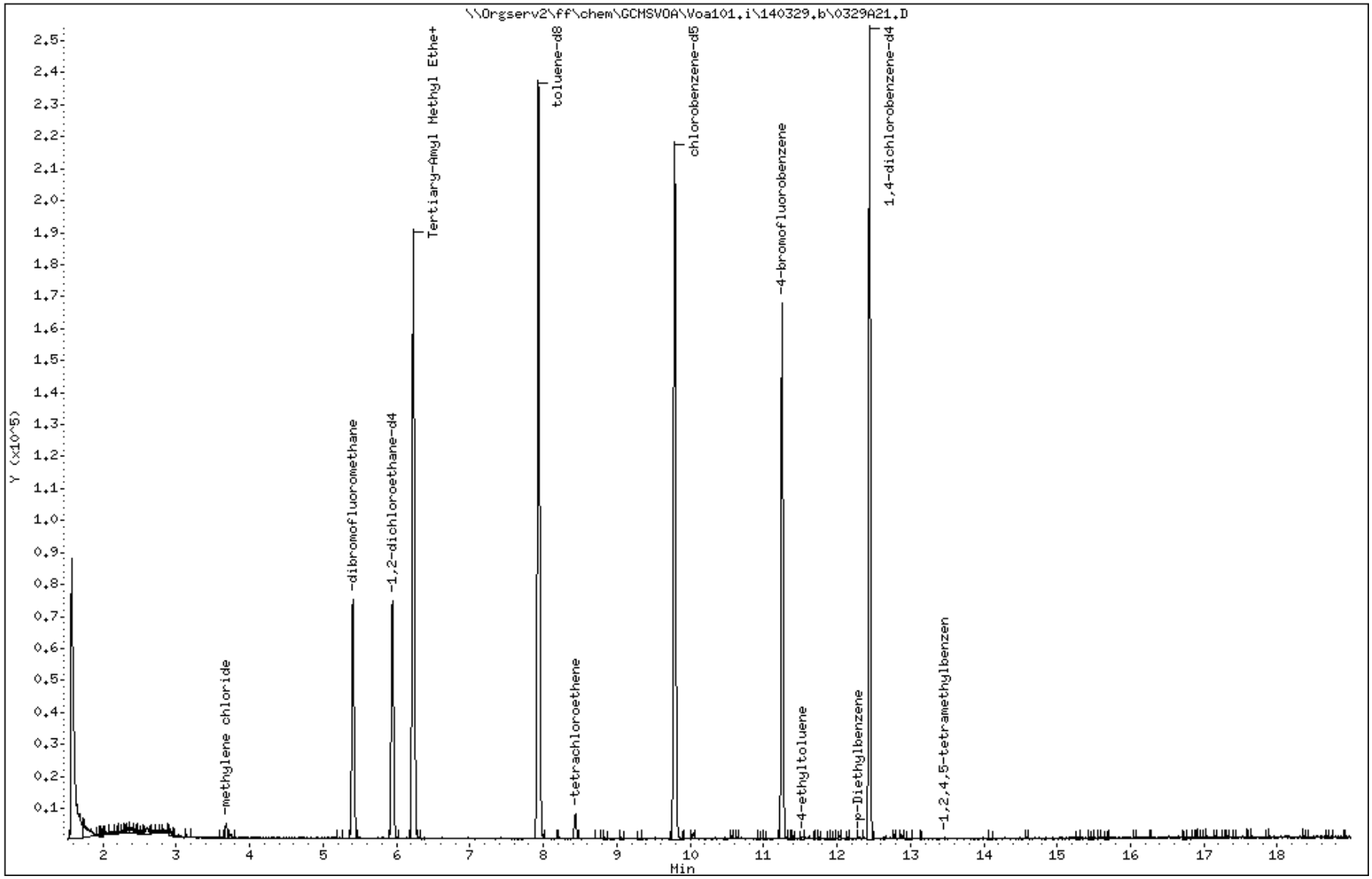

Data File: \\Orgserv2\ff\chem\GCMSVOA\Voa101.i\140329.b\0329A21.D

Date : 29-MAR-2014 20:41

Client ID:

Instrument: Voa101.i

Sample Info: 11406036-46,31,10,,a

Purge Volume: 10.0

Operator: PD

Column phase:

Column diameter: 0.18

14 methylene chloride

Concentration: 2.540 ngs

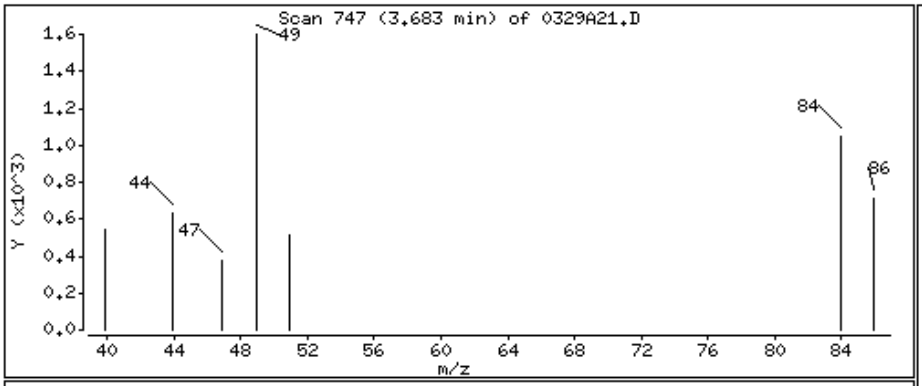

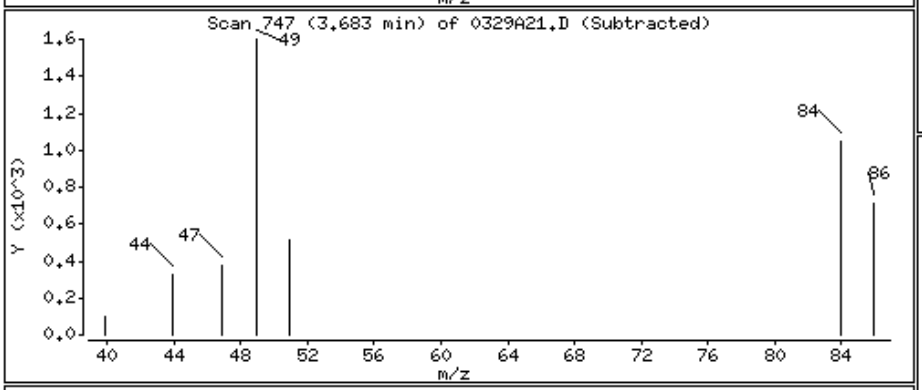

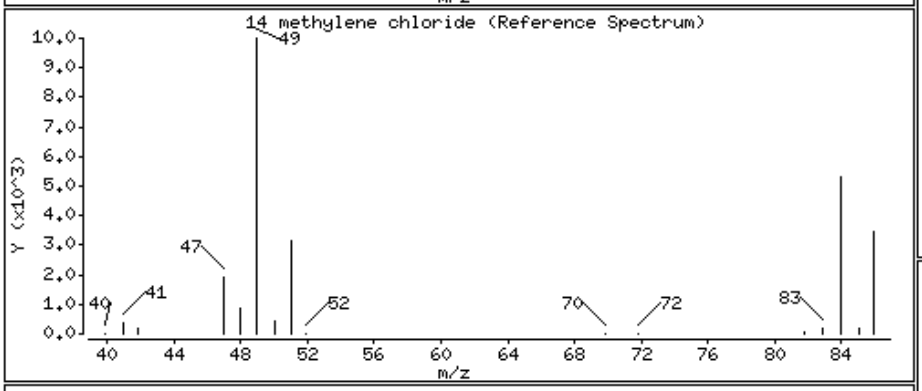

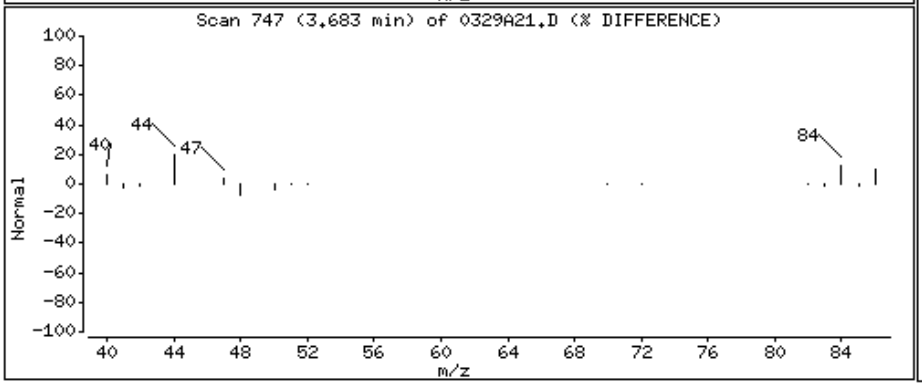

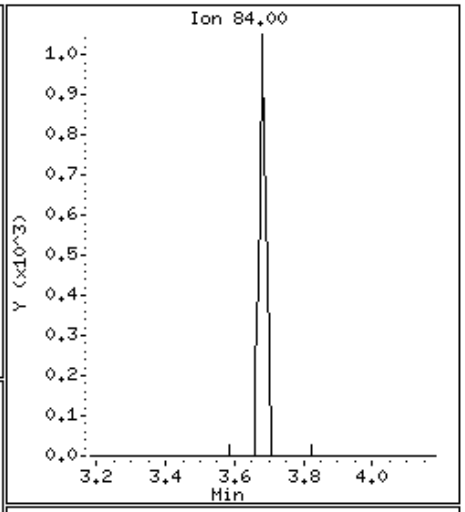

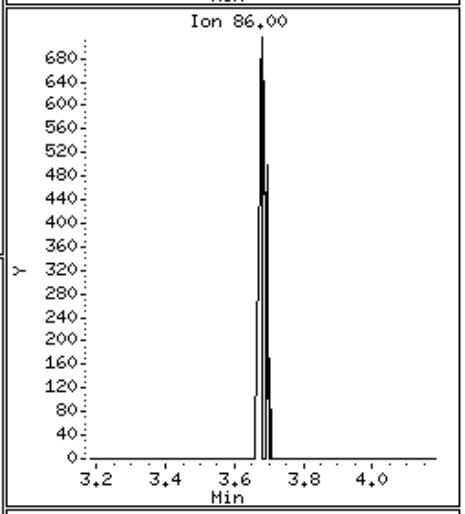

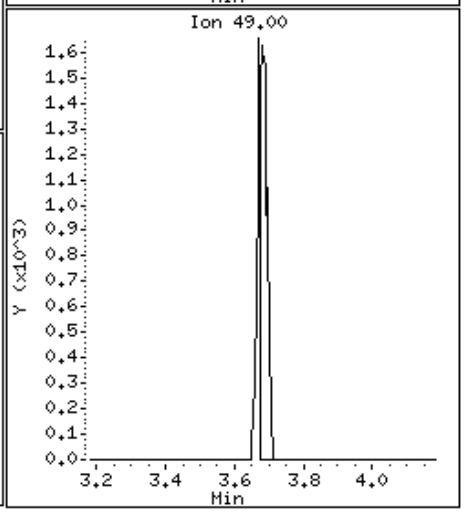

Data File: \\Orgserv2\ff\chem\GCMSVOA\Voa101.i\140329.b\0329A21.D

Date : 29-MAR-2014 20:41

Client ID:

Instrument: Voa101.i

Sample Info: 11406036-46,31,10,,a

Purge Volume: 10.0

Operator: PD

Column phase:

Column diameter: 0.18

63 tetrachloroethene

Concentration: 4.163 ngs

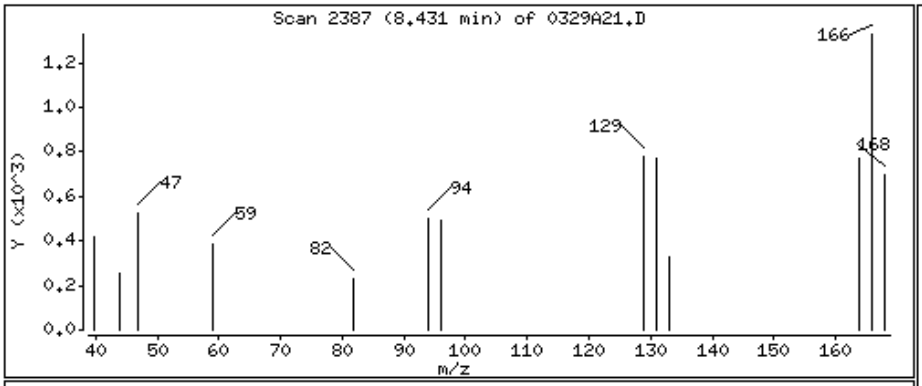

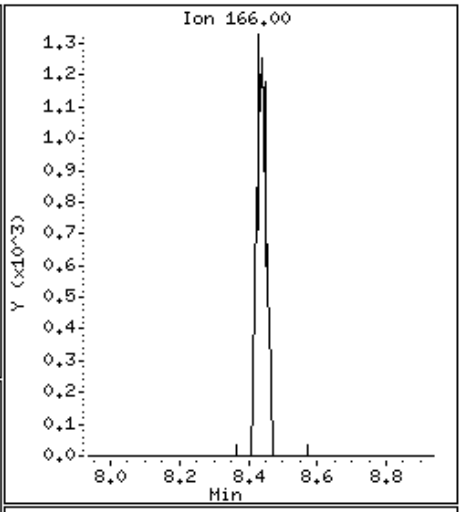

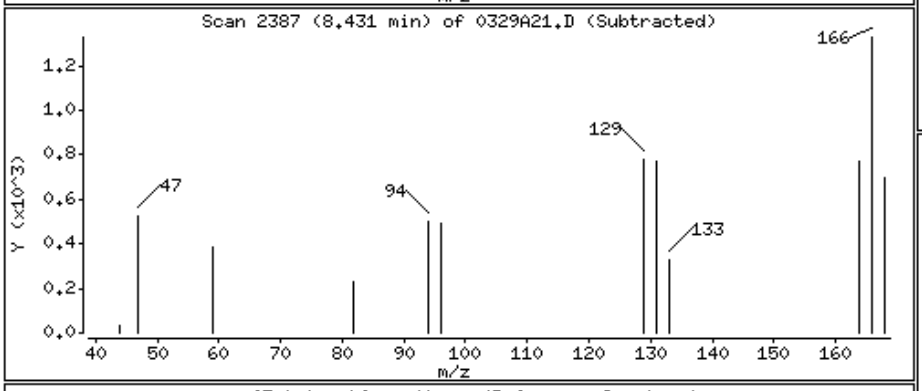

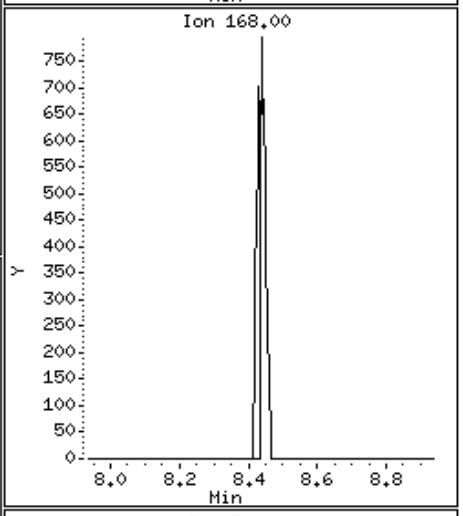

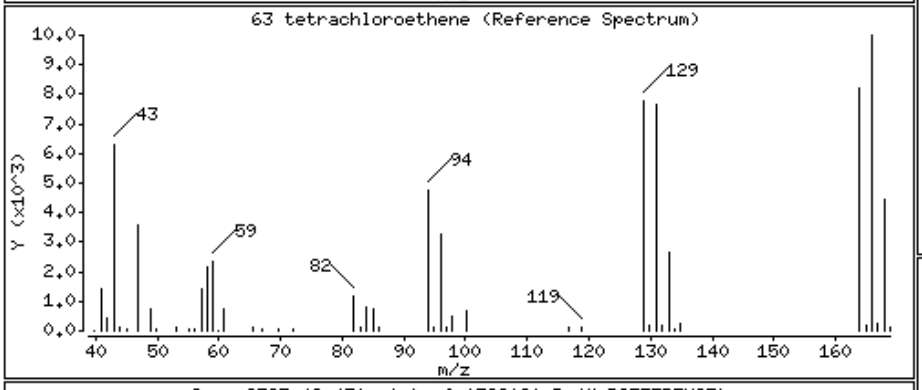

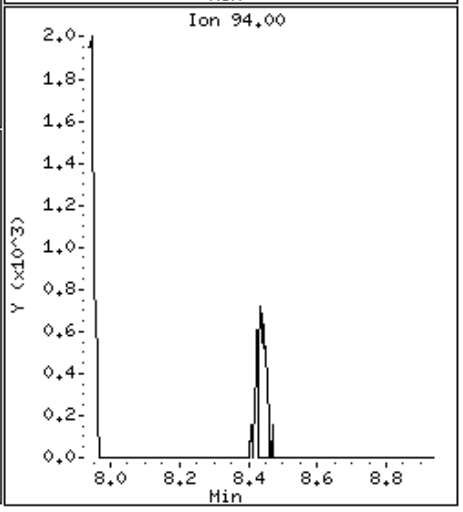

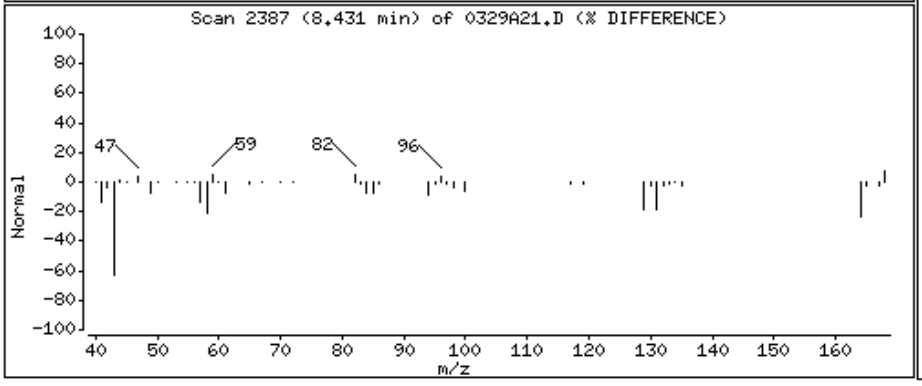

Alpha Analytical Labs

Manual Integration

Sample Info	: l1406036-46,31,10,,a wg678899,ical9333		
Instrument ID	: Voa101.i		
Method	: liq8260C.m		
File	: 0329A21.D		
Injection Date	: 29-MAR-2014 20:41		
Quantitation	: ISTD	Integrator :	HP RTE
Dilution Factor	: 1.00	Sample Type:	SAMPLE

This File has no version history.

//Orgserv2/ff/chem/GCMSVOA/Voa101.i/140329.b/original/0329A21.D

Alpha Analytical Labs

gc/ms voa

Data file : \\Orgserv2\ff\chem\GCMSVOA\Gonzo.i\140329.b\0329A18.D
Lab Smp Id:
Inj Date : 29-MAR-2014 21:00
Operator : PD Inst ID: Gonzo.i
Smp Info : l1406036-14,31,10,,a
Misc Info : wg678895,ical9343
Comment :
Method : \\Orgserv2\ff\chem\GCMSVOA\Gonzo.i\140329.b\v10ml8260.m
Meth Date : 30-Mar-2014 20:50 pduczmalew Quant Type: ISTD
Cal Date : 25-MAR-2014 03:06 Cal File: 0324N12.D
Als bottle: 54
Dil Factor: 1.00000
Integrator: HP RTE Compound Sublist: NJTCL.sub
Target Version: 4.12
Processing Host: VIRTUALXP-76524

Concentration Formula: Amt * DF * CpndVariable
Cpnd Variable Local Compound Variable

	Compounds	QUANT SIG MASS	RT	EXP RT	REL RT	RESPONSE	CONCENTRATIONS ON-COLUMN (ngs)	FINAL (ngs)	REVIEW CODE
	1 dichlorodifluoromethane	85	Compound Not Detected.						
	2 chloromethane	50	Compound Not Detected.						
	3 vinyl chloride	62	Compound Not Detected.						
	4 bromomethane	94	Compound Not Detected.						
	5 chloroethane	64	Compound Not Detected.						
	6 trichlorofluoromethane	101	Compound Not Detected.						
	9 Freon 113	101	5.097	5.090	(0.556)	14966	7.80926	7.809	
	10 acetone	43	5.171	5.178	(0.564)	11060	22.2050	22.205(M)	M2
	11 1,1,-dichloroethene	96	Compound Not Detected.						
	14 Methyl Acetate	43	Compound Not Detected.						
	15 methylene chloride	84	Compound Not Detected.						
	16 carbon disulfide	76	Compound Not Detected.						
	20 methyl tert butyl ether	73	Compound Not Detected.						
	22 trans-1,2-dichloroethene	96	Compound Not Detected.						
	24 1,1-dichloroethane	63	Compound Not Detected.						
	27 2-butanone	43	Compound Not Detected.						
	30 cis-1,2-dichloroethene	96	Compound Not Detected.						
	31 chloroform	83	Compound Not Detected.						
	32 bromochloromethane	128	Compound Not Detected.						
$	34 dibromofluoromethane	113	8.113	8.113	(0.884)	176736	93.9702	93.970	
	35 1,1,1-trichloroethane	97	Compound Not Detected.						
	36 Cyclohexane	56	Compound Not Detected.						
	38 carbontetrachloride	117	Compound Not Detected.						
$	40 1,2-dichloroethane-d4	65	8.755	8.755	(0.954)	260730	98.5535	98.553	
	41 1,2-dichloroethane	62	Compound Not Detected.						
	42 benzene	78	Compound Not Detected.						
*	43 fluorobenzene	96	9.175	9.175	(1.000)	764844	100.000		
	44 trichloroethene	95	9.716	9.716	(1.059)	13869	6.23530	6.235	
	46 methyl cyclohexane	83	Compound Not Detected.						

	Compounds	QUANT SIG MASS	RT	EXP RT	REL RT	RESPONSE	CONCENTRATIONS ON-COLUMN (ngs)	CONCENTRATIONS FINAL (ngs)	REVIEW CODE
	47 1,2-dichloropropane	63	Compound Not Detected.						
	48 bromodichloromethane	83	Compound Not Detected.						
	49 1,4-dioxane	88	Compound Not Detected.						
	52 4-methyl-2-pentanone	58	Compound Not Detected.						
	53 cis-1,3-dichloropropene	75	Compound Not Detected.						
$	55 toluene-d8	98	11.379	11.379	(0.834)	733484	96.7908	96.790	
	56 toluene	92	Compound Not Detected.						
	58 trans-1,3-dichloropropene	75	Compound Not Detected.						
	59 1,1,2-trichloroethane	83	Compound Not Detected.						
	60 2-hexanone	43	Compound Not Detected.						
	62 tetrachloroethene	166	Compound Not Detected.						
	63 chlorodibromomethane	129	Compound Not Detected.						
	64 1,2-dibromoethane	107	Compound Not Detected.						
*	65 chlorobenzene-d5	117	13.645	13.645	(1.000)	492120	100.000		
	66 chlorobenzene	112	Compound Not Detected.						
	68 ethyl benzene	91	Compound Not Detected.						
	69 p/m xylene	106	Compound Not Detected.						
	70 o xylene	106	Compound Not Detected.						
	71 styrene	104	Compound Not Detected.						
	72 isopropylbenzene	105	Compound Not Detected.						
	73 bromoform	173	Compound Not Detected.						
	75 1,1,2,2,-tetrachloroethane	83	Compound Not Detected.						
$	76 4-bromofluorobenzene	95	15.538	15.531	(0.890)	299371	104.473	104.472	
	89 1,3-dichlorobenzene	146	Compound Not Detected.						
*	90 1,4-dichlorobenzene-d4	152	17.465	17.465	(1.000)	216851	100.000		
	91 1,4-dichlorobenzene	146	Compound Not Detected.						
	94 1,2-dichlorobenzene	146	Compound Not Detected.						
	96 1,2-dibromo-3-chloropropane	75	Compound Not Detected.						
	98 1,2,4-trichlorobenzene	180	Compound Not Detected.						
	101 1,2,3-trichlorobenzene	180	Compound Not Detected.						

QC Flag Legend

M - Compound response manually integrated.

Alpha Analytical Labs

gc/ms voa

Data file : \\Orgserv2\ff\chem\GCMSVOA\Gonzo.i\140329.b\0329A18.D
Lab Smp Id:
Inj Date : 29-MAR-2014 21:00
Operator : PD Inst ID: Gonzo.i
Smp Info : l1406036-14,31,10,,a
Misc Info : wg678895,ical9343
Comment :
Method : \\Orgserv2\ff\chem\GCMSVOA\Gonzo.i\140329.b\v10ml8260.m
Meth Date : 30-Mar-2014 20:50 pduczmalew Quant Type: ISTD
Cal Date : 25-MAR-2014 03:06 Cal File: 0324N12.D
Als bottle: 54
Dil Factor: 1.00000
Integrator: HP RTE Compound Sublist: NJTCL.sub
Target Version: 4.12
Processing Host: VIRTUALXP-76524

- NO TENTATIVELY IDENTIFIED COMPOUNDS -

Alpha Analytical Labs

INTERNAL STANDARD COMPOUNDS
AREA AND RT SUMMARY

Instrument ID: Gonzo.i
Lab File ID: 0329A18.D
Lab Smp Id:
Analysis Type: VOA
Quant Type: ISTD
Operator: PD
Method File: \\Orgserv2\ff\chem\GCMSVOA\Gonzo.i\140329.b\v10ml8260.m
Misc Info: wg678895,ical9343

Calibration Date: 29-MAR-2014
Calibration Time: 10:45
Level: LOW
Sample Type: WATER

Test Mode:
Use Last Continuing Calibrator.
If Continuing Cal. use Initial Cal. Level 3

		AREA LIMIT			
COMPOUND	STANDARD	LOWER	UPPER	SAMPLE	%DIFF
43 fluorobenzene	854884	427442	1709768	764844	-10.53
65 chlorobenzene-d5	545961	272981	1091922	492120	-9.86
90 1,4-dichlorobenze	248041	124021	496082	216851	-12.57

		RT LIMIT			
COMPOUND	STANDARD	LOWER	UPPER	SAMPLE	%DIFF
43 fluorobenzene	9.18	8.68	9.68	9.18	-0.00
65 chlorobenzene-d5	13.65	13.15	14.15	13.65	-0.00
90 1,4-dichlorobenze	17.47	16.97	17.97	17.47	-0.00

AREA UPPER LIMIT = +100% of internal standard area.
AREA LOWER LIMIT = - 50% of internal standard area.
RT UPPER LIMIT = + 0.50 minutes of internal standard RT.
RT LOWER LIMIT = - 0.50 minutes of internal standard RT.

Alpha Analytical Labs

RECOVERY REPORT

Client Name: Client SDG: SDGa00267
Sample Matrix: LIQUID Fraction: VOA
Lab Smp Id:
Level: LOW Operator: PD
Data Type: MS DATA SampleType: SAMPLE
SpikeList File: curveall.spk Quant Type: ISTD
Sublist File: NJTCL.sub
Method File: \\Orgserv2\ff\chem\GCMSVOA\Gonzo.i\140329.b\v10ml8260.m
Misc Info: wg678895,ical9343

SURROGATE COMPOUND	AMOUNT ADDED ngs	AMOUNT RECOVERED ngs	% RECOVERED	LIMITS
$ 34 dibromofluorometha	100.000	93.970	93.97	70-130
$ 40 1,2-dichloroethane	100.000	98.553	98.55	70-130
$ 55 toluene-d8	100.000	96.790	96.79	70-130
$ 76 4-bromofluorobenze	100.000	104.472	104.47	70-130

Data File: \\Orgserv2\ff\chem\GCMSVOA\Gonzo.i\140329.b\0329A18.D
Date : 29-MAR-2014 21:00
Client ID:
Sample Info: 11406036-14,31,10,,a
Purge Volume: 10.0
Column phase: Rtx-502.2

Instrument: Gonzo.i
Operator: PD
Column diameter: 0.18

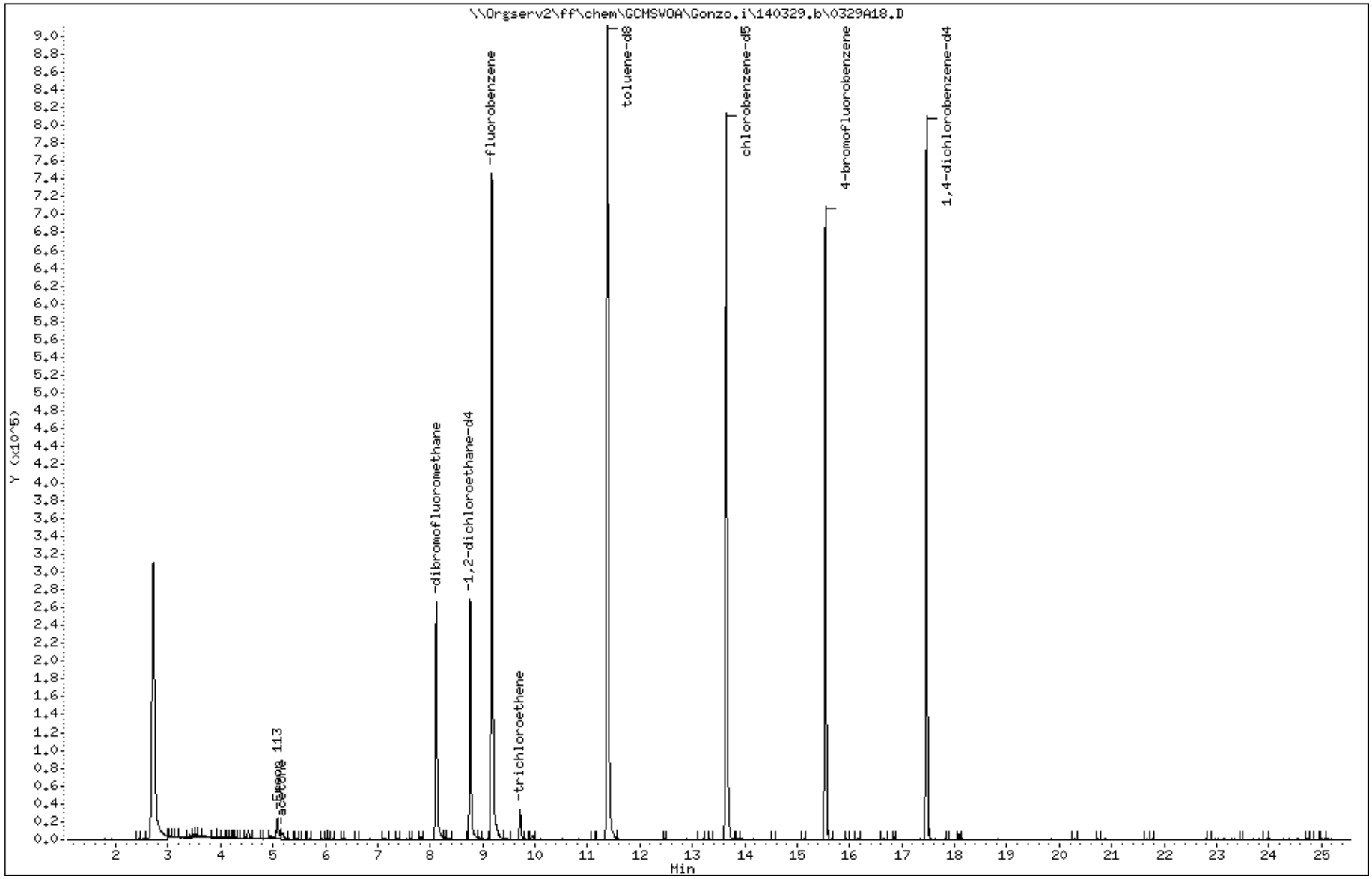

Data File: \\Orgserv2\ff\chem\GCMSVOA\Gonzo.i\140329.b\0329A18.D

Date : 29-MAR-2014 21:00

Client ID:

Instrument: Gonzo.i

Sample Info: l1406036-14,31,10,,a

Purge Volume: 10.0

Operator: PD

Column phase: Rtx-502.2

Column diameter: 0.18

9 Freon 113

Concentration: 7.809 ngs

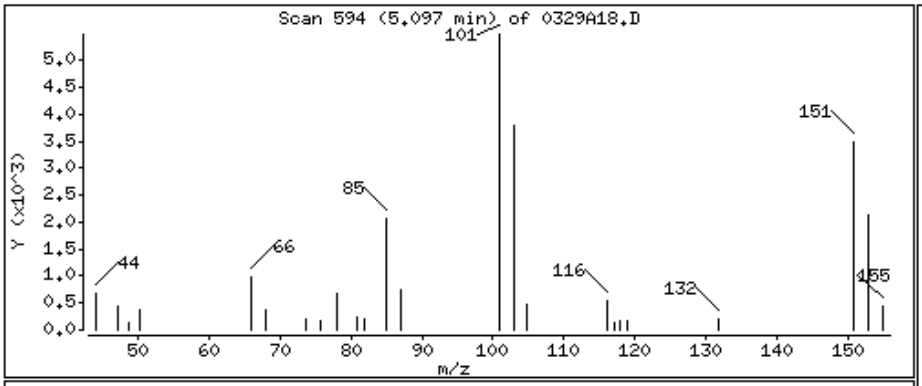

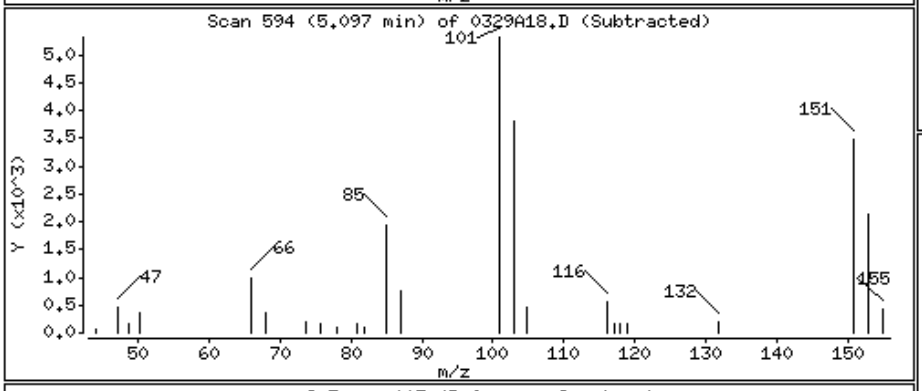

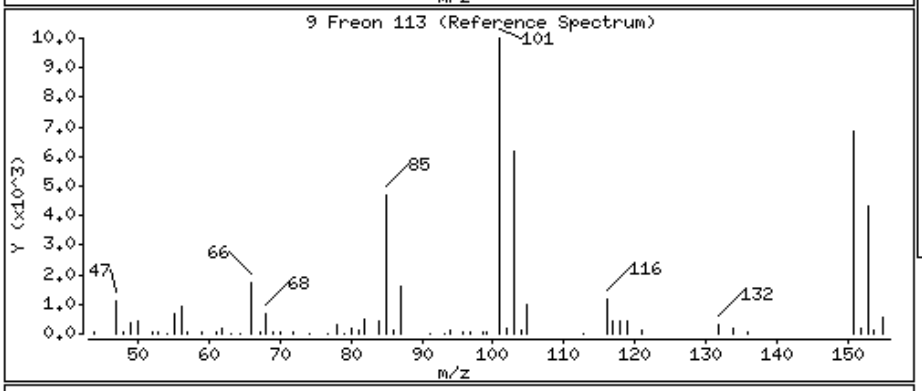

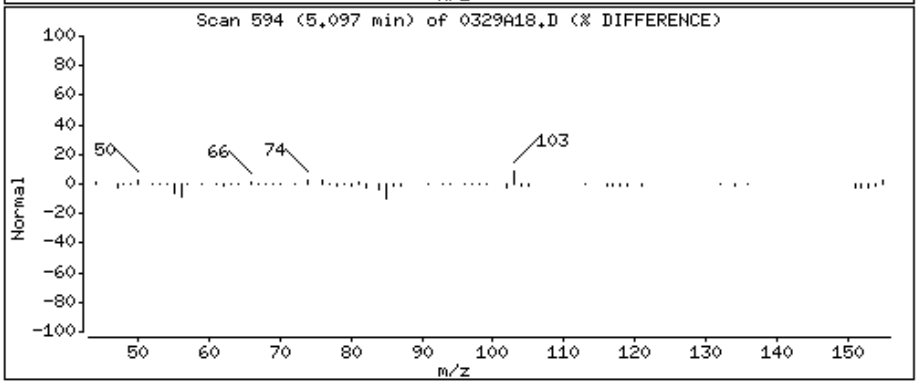

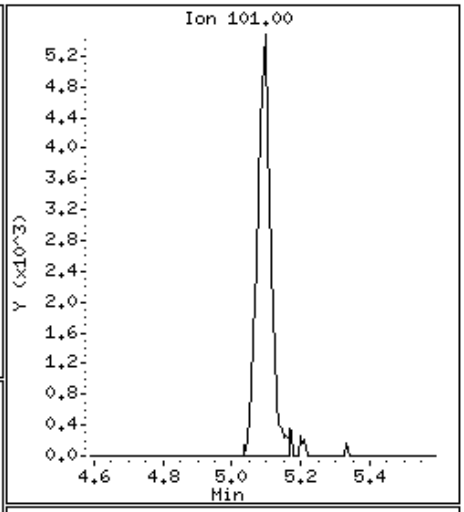

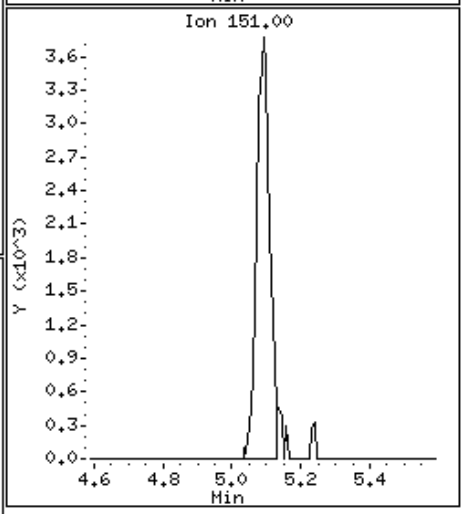

Data File: \\Orgserv2\ff\chem\GCMSVOA\Gonzo.i\140329.b\0329A18.D

Date : 29-MAR-2014 21:00

Client ID:

Instrument: Gonzo.i

Sample Info: 11406036-14,31,10,,a

Purge Volume: 10.0

Operator: PD

Column phase: Rtx-502.2

Column diameter: 0.18

10 acetone

Concentration: 22.205 ngs

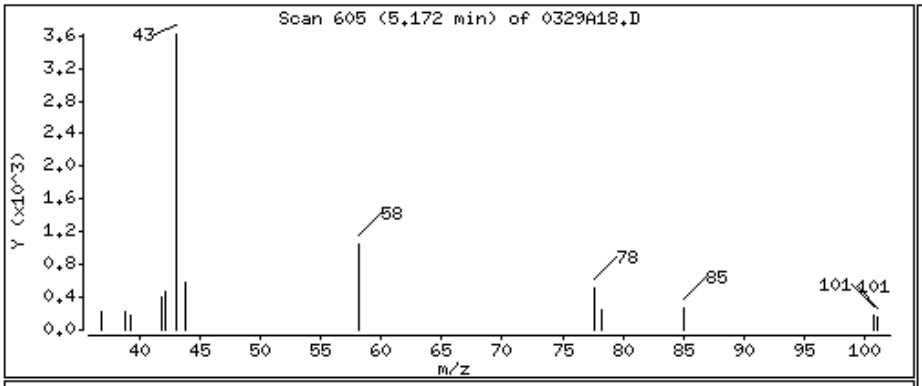

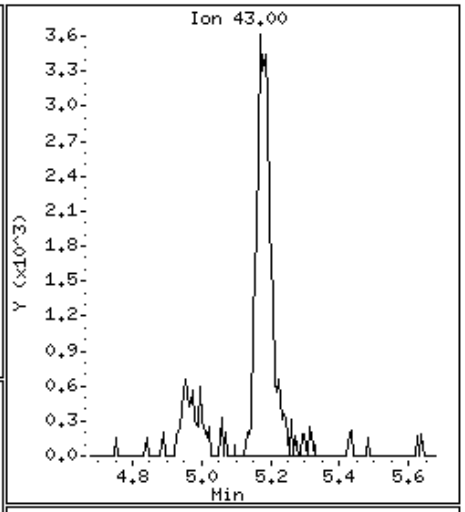

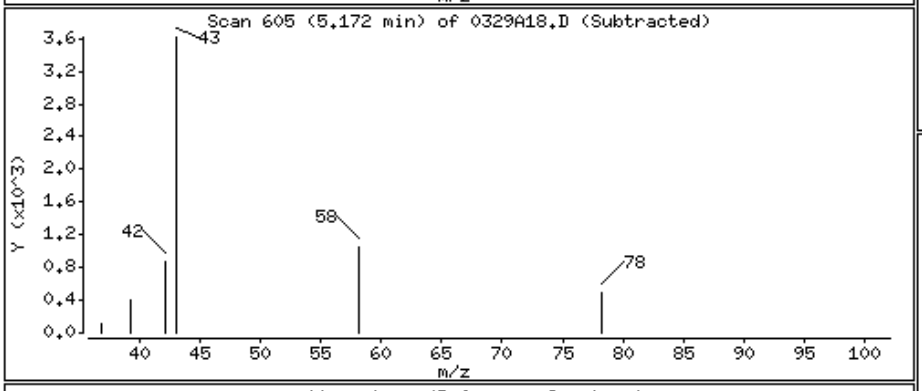

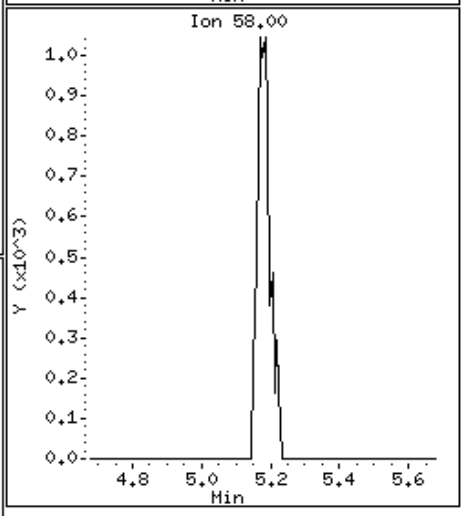

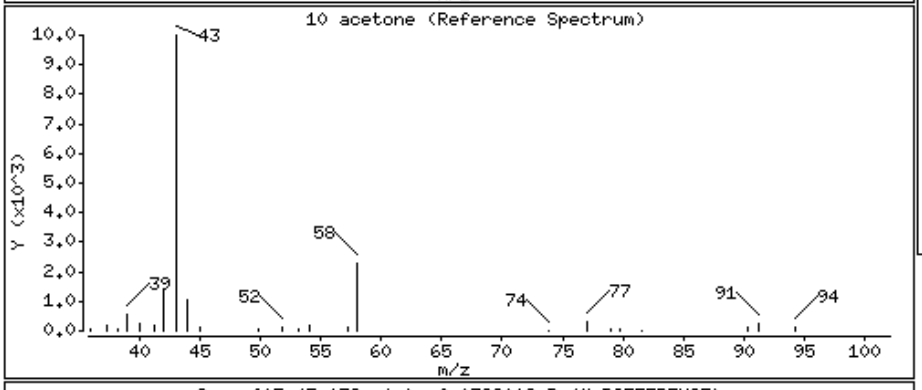

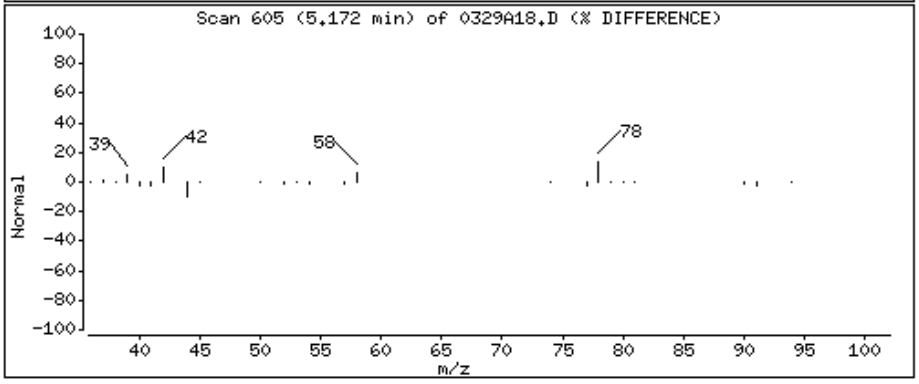

Data File: \\Orgserv2\ff\chem\GCMSVOA\Gonzo.i\140329.b\0329A18.D

Date : 29-MAR-2014 21:00

Client ID:

Instrument: Gonzo.i

Sample Info: l1406036-14,31,10,,a

Purge Volume: 10.0

Operator: PD

Column phase: Rtx-502.2

Column diameter: 0.18

44 trichloroethene

Concentration: 6.235 ngs

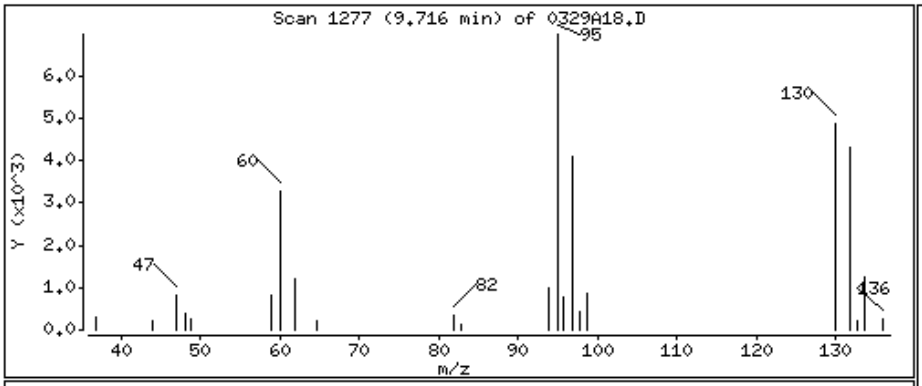

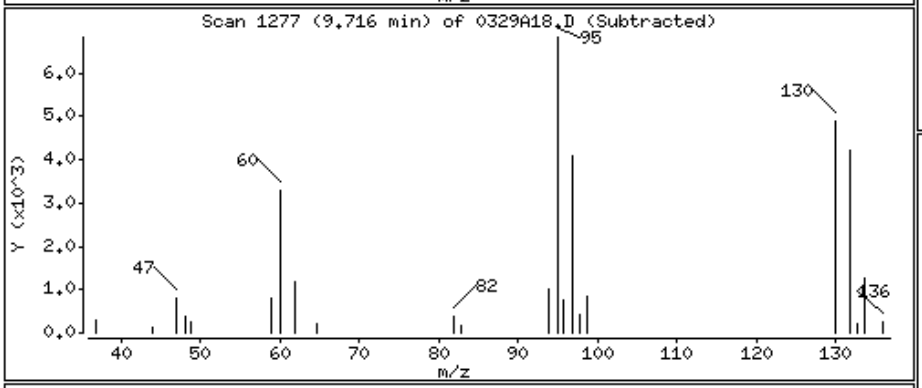

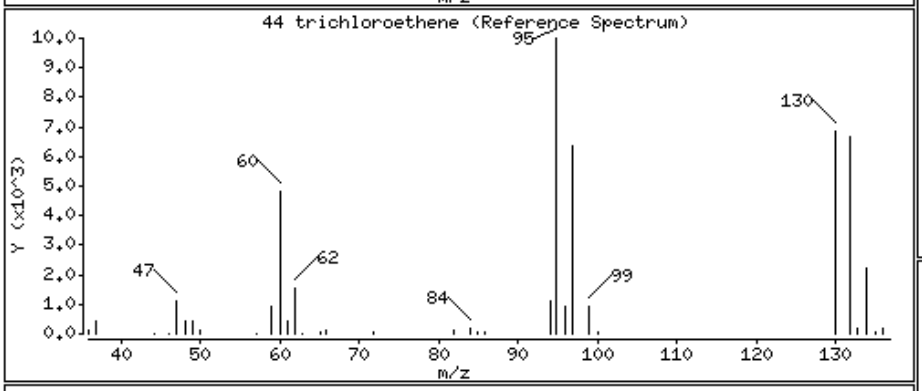

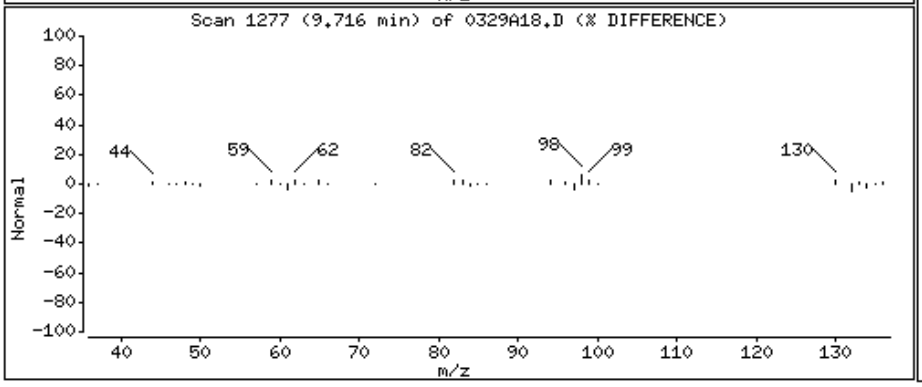

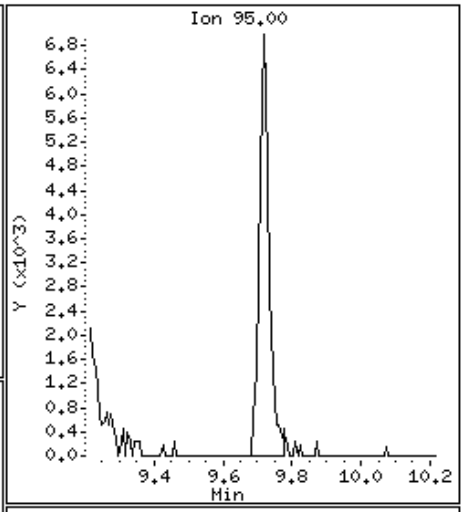

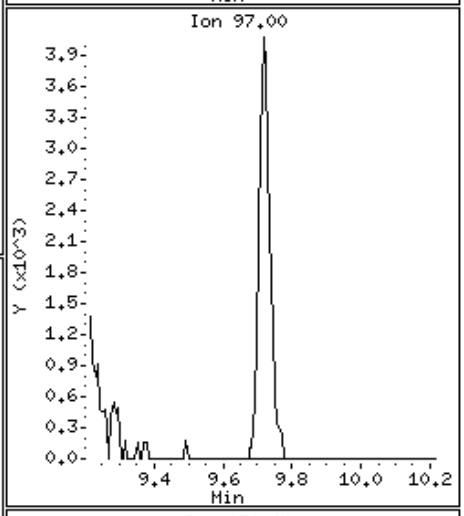

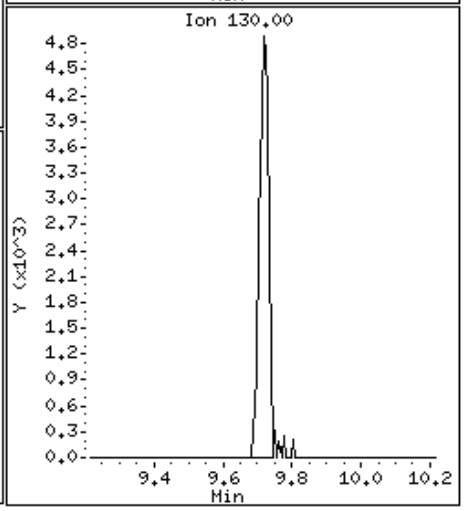

Alpha Analytical Labs

Manual Integration

Sample Info	: l1406036-14,31,10,,a wg678895,ical9343		
Instrument ID	: Gonzo.i		
Method	: v10ml8260.m		
File	: 0329A18.D		
Injection Date	: 29-MAR-2014 21:00		
Quantitation	: ISTD	Integrator :	HP RTE
Dilution Factor	: 1.00	Sample Type:	SAMPLE

This File has no version history.

//Orgserv2/ff/chem/GCMSVOA/Gonzo.i/140329.b/original/0329A18.D

Alpha Analytical Labs

gc/ms voa - Elaine

Data file : \\Orgserv2\ff\chem\GCMSVOA\Elaine.i\140329.b\0329A19.D
Lab Smp Id:
Inj Date : 29-MAR-2014 21:06
Operator : PD Inst ID: Elaine.i
Smp Info : l1406036-29,31,10,,a
Misc Info : wg678962,ical9341
Comment :
Method : \\Orgserv2\ff\chem\GCMSVOA\Elaine.i\140329.b\liq8260C.m
Meth Date : 30-Mar-2014 21:28 pduczmalew Quant Type: ISTD
Cal Date : 24-MAR-2014 23:22 Cal File: 0324A06.D
Als bottle: 1
Dil Factor: 1.00000
Integrator: HP RTE Compound Sublist: NJTCL.sub
Target Version: 4.12
Processing Host: VIRTUALXP-76524

Concentration Formula: Amt * DF * CpndVariable
Cpnd Variable Local Compound Variable

	Compounds	QUANT SIG MASS	RT	EXP RT	REL RT	RESPONSE	CONCENTRATIONS ON-COLUMN (ngs)	FINAL (ngs)	REVIEW CODE
	1 dichlorodifluoromethane	85	Compound Not Detected.						
	2 chloromethane	50	Compound Not Detected.						
	3 vinyl chloride	62	Compound Not Detected.						
	4 bromomethane	94	Compound Not Detected.						
	5 chloroethane	64	Compound Not Detected.						
	6 trichlorofluoromethane	101	Compound Not Detected.						
	9 freon-113	101	Compound Not Detected.						
	10 acetone	43	4.377	4.377	(0.485)	5643	68.4981	68.498	
	11 1,1,-dichloroethene	96	Compound Not Detected.						
	13 Methyl Acetate	43	Compound Not Detected.						
	14 methylene chloride	84	Compound Not Detected.						
	15 carbon disulfide	76	Compound Not Detected.						
	17 methyl tert butyl ether	73	Compound Not Detected.						
	19 trans-1,2-dichloroethene	96	Compound Not Detected.						
	23 1,1-dichloroethane	63	Compound Not Detected.						
	26 2-butanone	43	Compound Not Detected.						
	29 cis-1,2-dichloroethene	96	Compound Not Detected.						
	30 chloroform	83	7.469	7.469	(0.827)	2808	4.06838	4.068	
	31 bromochloromethane	128	Compound Not Detected.						
$	34 dibromofluoromethane	113	7.786	7.786	(0.862)	32792	94.0789	94.078	
	36 1,1,1-trichloroethane	97	Compound Not Detected.						
	37 Cyclohexane	56	Compound Not Detected.						
	39 carbontetrachloride	117	Compound Not Detected.						
$	41 1,2-dichloroethane-d4	65	8.535	8.535	(0.945)	41670	99.4723	99.472	
	42 1,2-dichloroethane	62	Compound Not Detected.						
	43 benzene	78	Compound Not Detected.						
*	45 flourobenzene	96	9.031	9.031	(1.000)	150693	100.000		
	47 trichloroethene	95	9.654	9.654	(1.069)	3665	9.09067	9.090	
	48 methyl cyclohexane	83	Compound Not Detected.						

	Compounds	QUANT SIG MASS	RT	EXP RT	REL RT	RESPONSE	CONCENTRATIONS ON-COLUMN (ngs)	CONCENTRATIONS FINAL (ngs)	REVIEW CODE
	49 1,2-dichloropropane	63	Compound Not Detected.						
	50 bromodichloromethane	83	Compound Not Detected.						
	51 1,4-Dioxane	88	Compound Not Detected.						
	54 4-methyl-2-pentanone	58	Compound Not Detected.						
	57 cis-1,3-dichloropropene	75	Compound Not Detected.						
$	58 toluene-d8	98	11.564	11.564	(0.821)	168334	101.052	101.051	
	59 toluene	92	Compound Not Detected.						
	62 trans-1,3-dichloropropene	75	Compound Not Detected.						
	64 2-hexanone	43	Compound Not Detected.						
	63 1,1,2-trichloroethane	83	Compound Not Detected.						
	66 tetrachloroethene	166	Compound Not Detected.						
	67 chlorodibromomethane	129	Compound Not Detected.						
	68 1,2-dibromoethane	107	Compound Not Detected.						
*	69 chlorobenzene-d5	117	14.086	14.086	(1.000)	131611	100.000		
	70 chlorobenzene	112	Compound Not Detected.						
	72 ethyl benzene	91	Compound Not Detected.						
	73 p/m xylene	106	Compound Not Detected.						
	74 o xylene	106	Compound Not Detected.						
	75 styrene	104	Compound Not Detected.						
	76 isopropylbenzene	105	Compound Not Detected.						
	77 bromoform	173	Compound Not Detected.						
	79 1,1,2,2,-tetrachloroethane	83	Compound Not Detected.						
$	80 4-bromofluorobenzene	95	16.218	16.218	(0.883)	74569	101.479	101.479	
	93 1,3-dichlorobenzene	146	Compound Not Detected.						
*	94 1,4-dichlorobenzene-d4	152	18.360	18.360	(1.000)	59996	100.000		
	95 1,4-dichlorobenzene	146	Compound Not Detected.						
	98 1,2-dichlorobenzene	146	Compound Not Detected.						
	100 1,2-dibromo-3-chloropropane	75	Compound Not Detected.						
	102 1,2,4-trichlorobenzene	180	Compound Not Detected.						
	105 1,2,3-trichlorobenzene	180	Compound Not Detected.						

Alpha Analytical Labs

gc/ms voa - Elaine

Data file : \\Orgserv2\ff\chem\GCMSVOA\Elaine.i\140329.b\0329A19.D
Lab Smp Id:
Inj Date : 29-MAR-2014 21:06
Operator : PD Inst ID: Elaine.i
Smp Info : l1406036-29,31,10,,a
Misc Info : wg678962,ical9341
Comment :
Method : \\Orgserv2\ff\chem\GCMSVOA\Elaine.i\140329.b\liq8260C.m
Meth Date : 30-Mar-2014 21:28 pduczmalew Quant Type: ISTD
Cal Date : 24-MAR-2014 23:22 Cal File: 0324A06.D
Als bottle: 1
Dil Factor: 1.00000
Integrator: HP RTE Compound Sublist: NJTCL.sub
Target Version: 4.12
Processing Host: VIRTUALXP-76524

- NO TENTATIVELY IDENTIFIED COMPOUNDS -

Alpha Analytical Labs

INTERNAL STANDARD COMPOUNDS
AREA AND RT SUMMARY

Instrument ID: Elaine.i
Lab File ID: 0329A19.D
Lab Smp Id:
Analysis Type: VOA
Quant Type: ISTD
Operator: PD
Method File: \\Orgserv2\ff\chem\GCMSVOA\Elaine.i\140329.b\liq8260C.m
Misc Info: wg678962,ical9341

Calibration Date: 29-MAR-2014
Calibration Time: 11:14
Level: LOW
Sample Type: WATER

Test Mode:
Use Last Continuing Calibrator.
If Continuing Cal. use Initial Cal. Level 3

		AREA LIMIT			
COMPOUND	STANDARD	LOWER	UPPER	SAMPLE	%DIFF
45 flourobenzene	216817	108409	433634	150693	-30.50
69 chlorobenzene-d5	183807	91904	367614	131611	-28.40
94 1,4-dichlorobenze	94614	47307	189228	59996	-36.59

		RT LIMIT			
COMPOUND	STANDARD	LOWER	UPPER	SAMPLE	%DIFF
45 flourobenzene	9.03	8.53	9.53	9.03	0.00
69 chlorobenzene-d5	14.09	13.59	14.59	14.09	0.00
94 1,4-dichlorobenze	18.36	17.86	18.86	18.36	0.00

AREA UPPER LIMIT = +100% of internal standard area.
AREA LOWER LIMIT = - 50% of internal standard area.
RT UPPER LIMIT = + 0.50 minutes of internal standard RT.
RT LOWER LIMIT = - 0.50 minutes of internal standard RT.

Alpha Analytical Labs

RECOVERY REPORT

Client Name: Client SDG: SDGa00307
Sample Matrix: LIQUID Fraction: VOA
Lab Smp Id:
Level: LOW Operator: PD
Data Type: MS DATA SampleType: SAMPLE
SpikeList File: curveall.spk Quant Type: ISTD
Sublist File: NJTCL.sub
Method File: \\Orgserv2\ff\chem\GCMSVOA\Elaine.i\140329.b\liq8260C.m
Misc Info: wg678962,ical9341

SURROGATE COMPOUND	AMOUNT ADDED ngs	AMOUNT RECOVERED ngs	% RECOVERED	LIMITS
$ 34 dibromofluorometha	100.000	94.078	94.08	70-130
$ 41 1,2-dichloroethane	100.000	99.472	99.47	70-130
$ 58 toluene-d8	100.000	101.051	101.05	70-130
$ 80 4-bromofluorobenze	100.000	101.479	101.48	70-130

Data File: \\Orgserv2\ff\chem\GCMSVOA\Elaine.i\140329.b\0329A19.D
Date : 29-MAR-2014 21:06
Client ID:
Sample Info: 11406036-29,31,10,,a
Purge Volume: 10.0
Column phase:

Instrument: Elaine.i
Operator: PD
Column diameter: 0.18

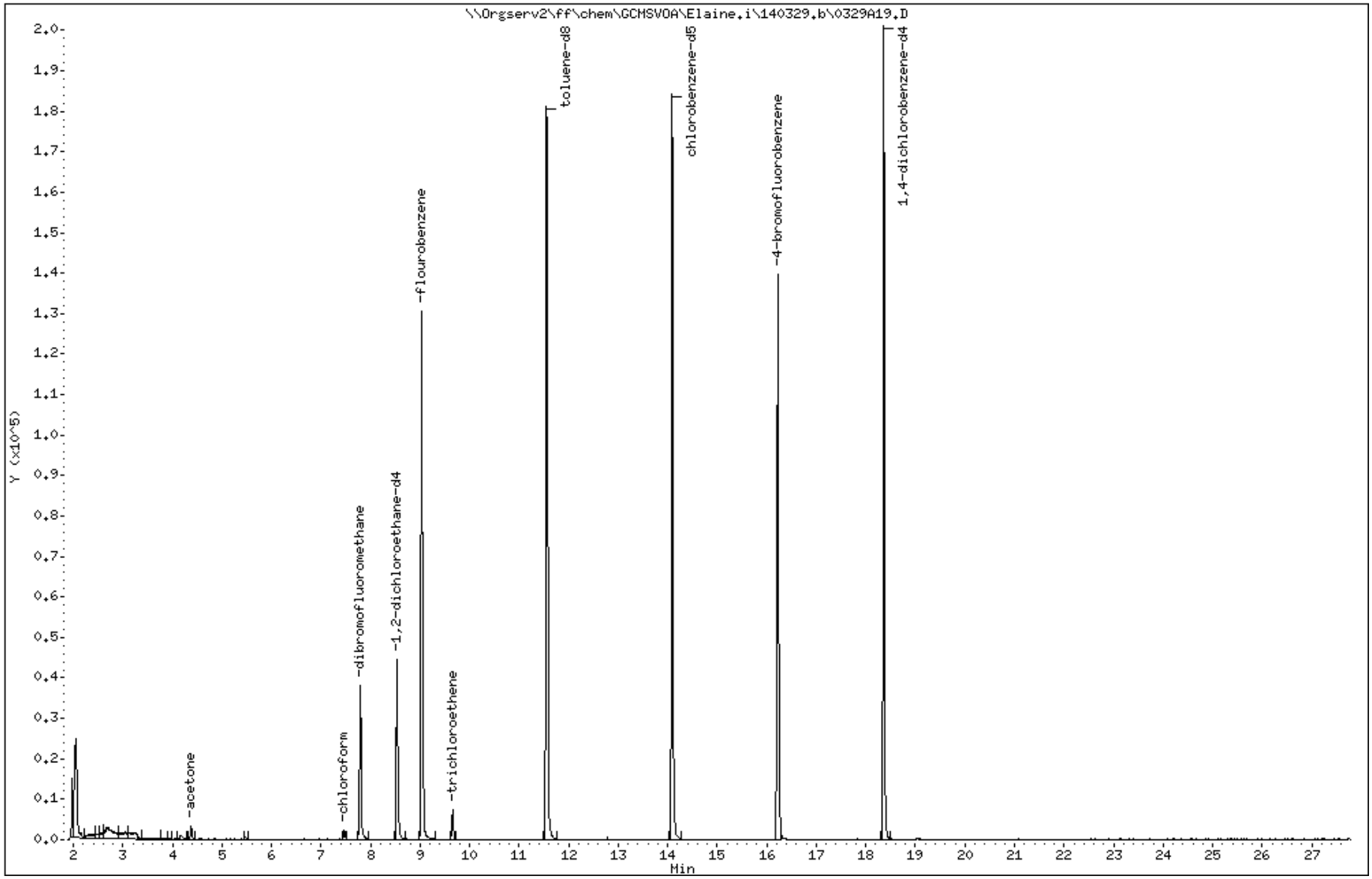

Data File: \\Orgserv2\ff\chem\GCMSVOA\Elaine.i\140329.b\0329A19.D

Date : 29-MAR-2014 21:06

Client ID:

Instrument: Elaine.i

Sample Info: 11406036-29,31,10,,a

Purge Volume: 10.0

Operator: PD

Column phase:

Column diameter: 0.18

10 acetone

Concentration: 68.498 ngs

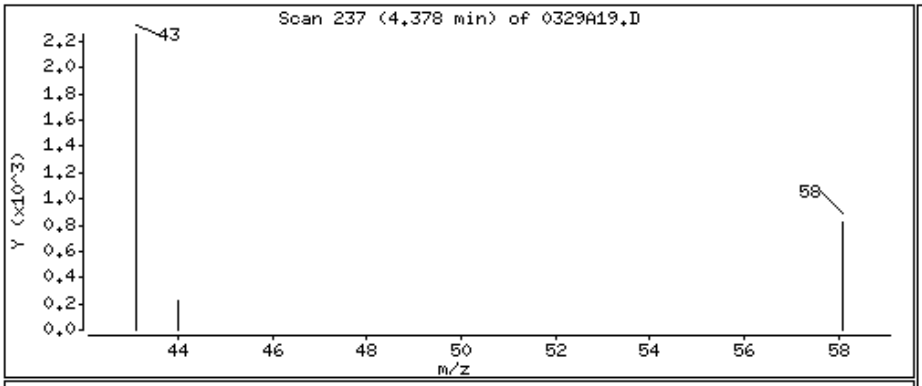

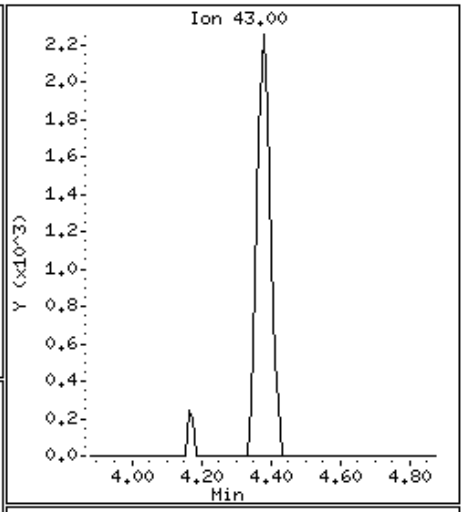

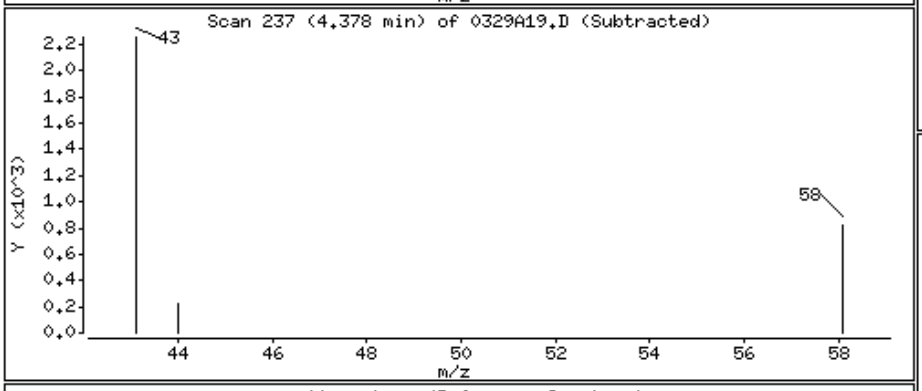

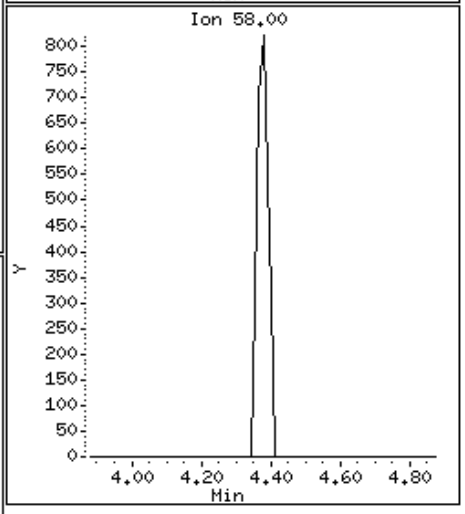

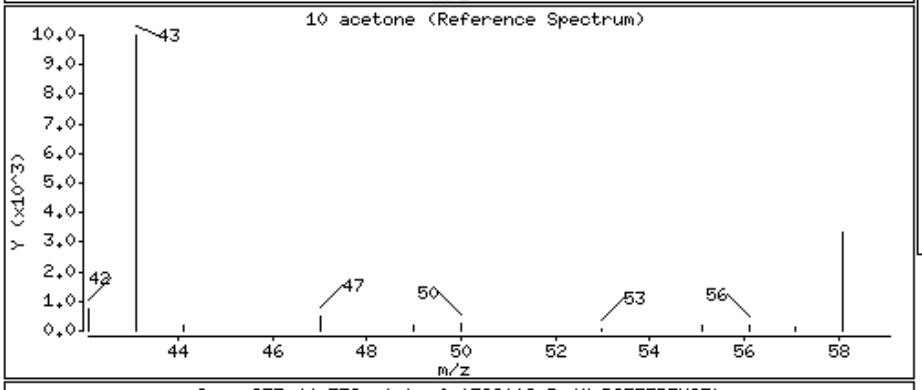

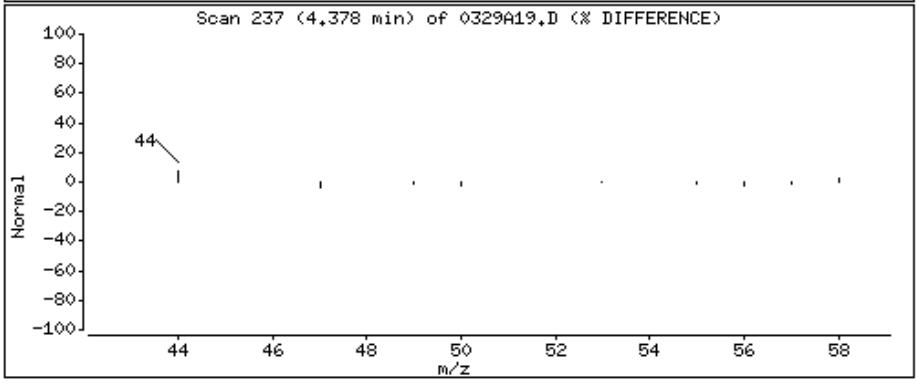

Data File: \\Orgserv2\ff\chem\GCMSVOA\Elaine.i\140329.b\0329A19.D

Date : 29-MAR-2014 21:06

Client ID:

Instrument: Elaine.i

Sample Info: 11406036-29,31,10,,a

Purge Volume: 10.0

Operator: PD

Column phase:

Column diameter: 0.18

30 chloroform

Concentration: 4.068 ngs

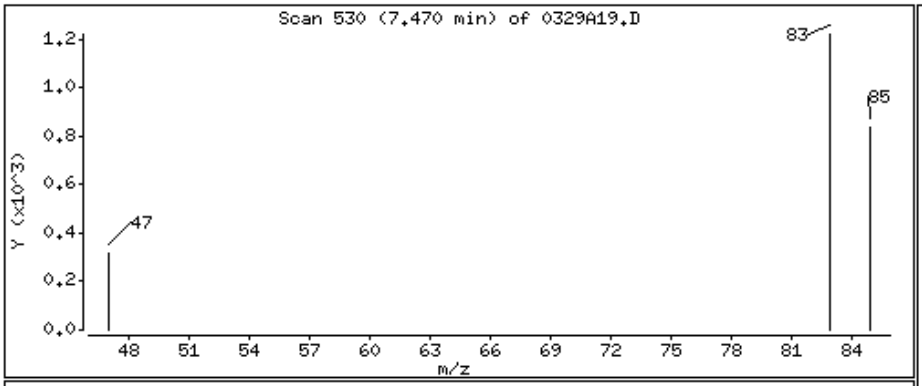

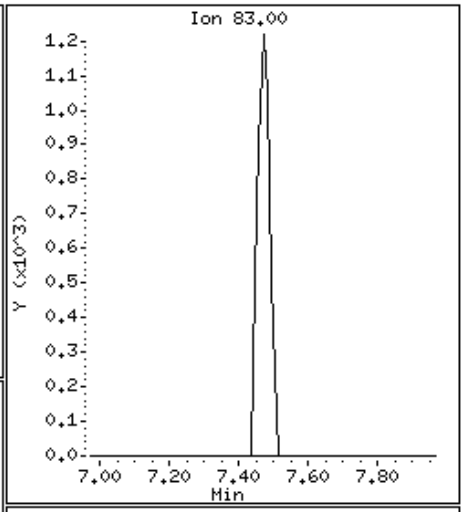

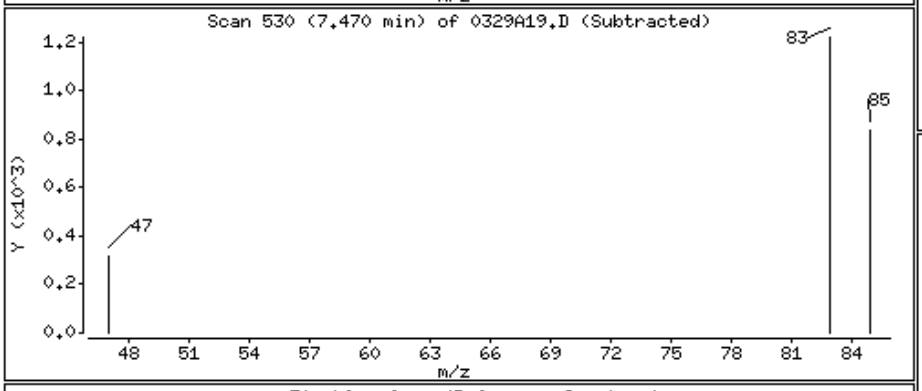

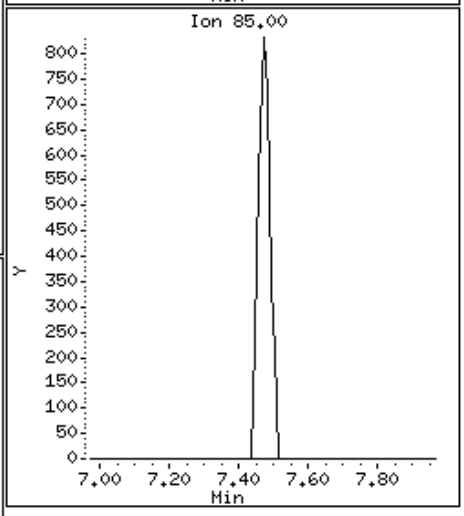

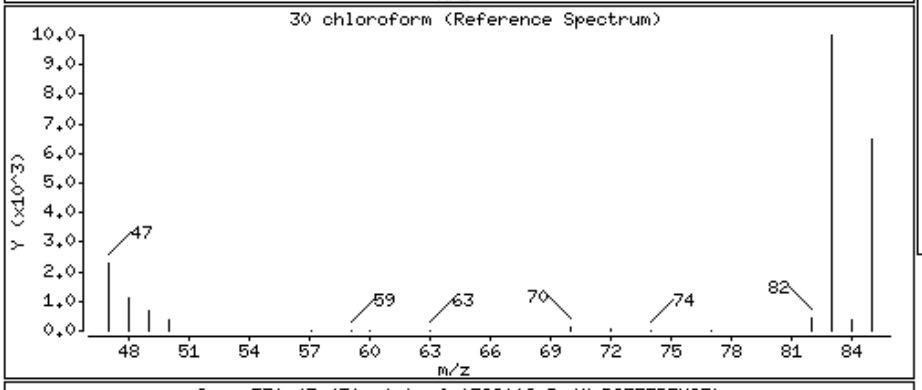

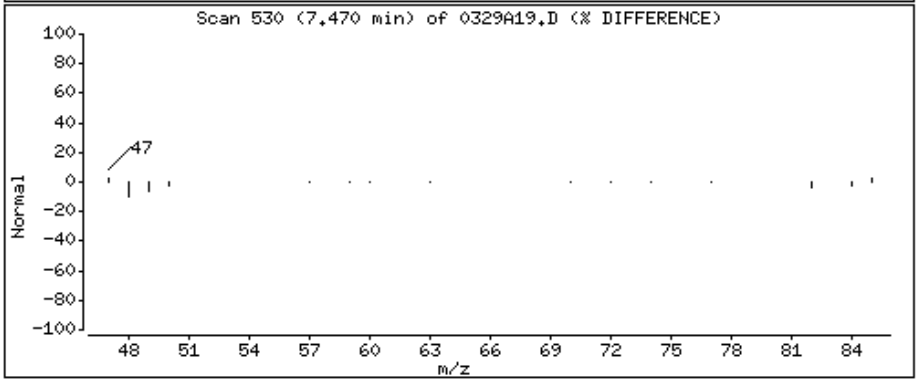

Data File: \\Orgserv2\ff\chem\GCMSVOA\Elaine.i\140329.b\0329A19.D

Date : 29-MAR-2014 21:06

Client ID:

Instrument: Elaine.i

Sample Info: 11406036-29,31,10,,a

Purge Volume: 10.0

Operator: PD

Column phase:

Column diameter: 0.18

47 trichloroethene

Concentration: 9.090 ngs

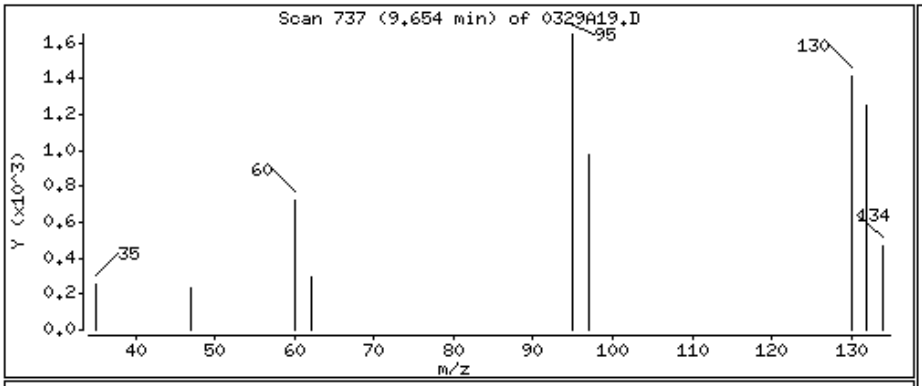

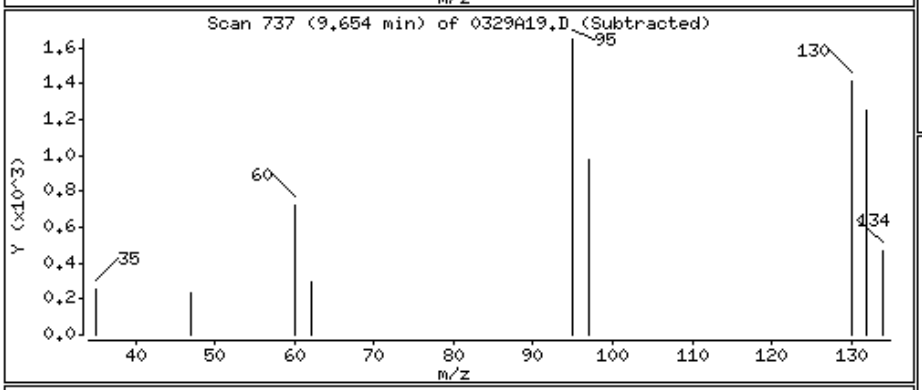

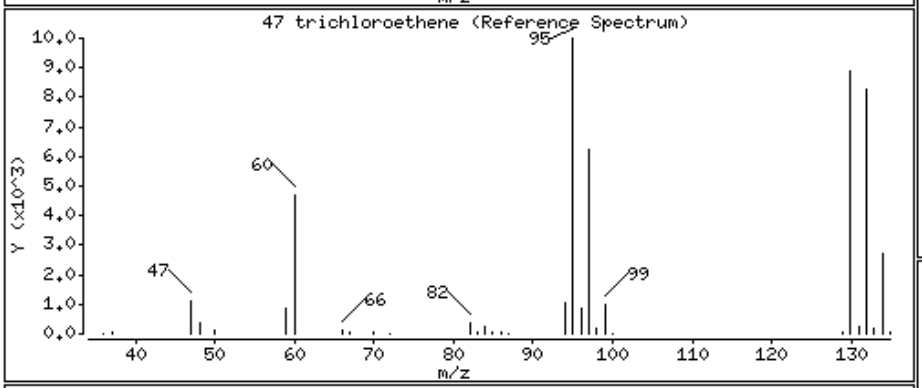

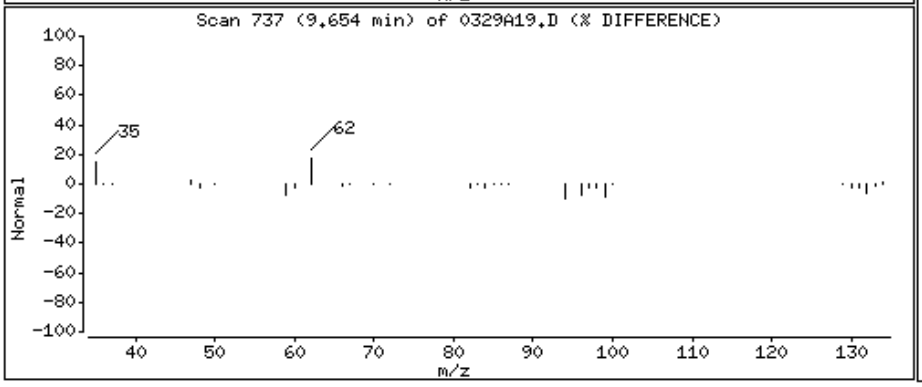

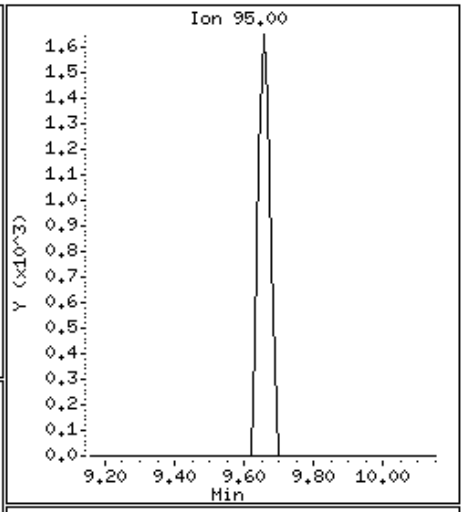

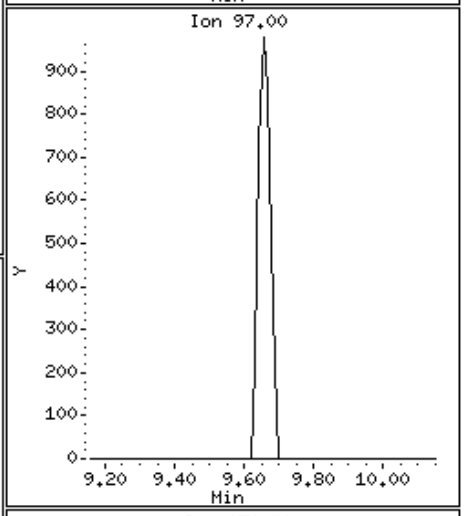

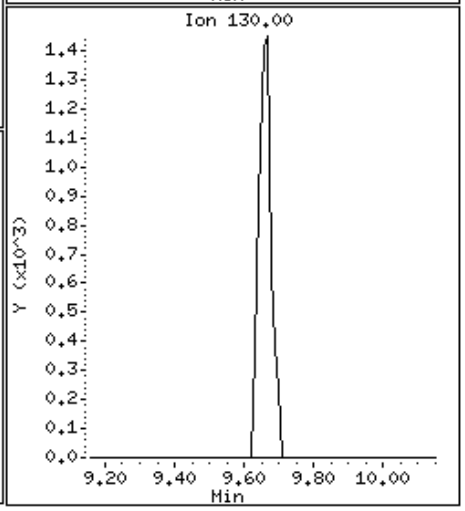

Alpha Analytical Labs

Manual Integration

Sample Info	: l1406036-29,31,10,,a wg678962,ical9341		
Instrument ID	: Elaine.i		
Method	: liq8260C.m		
File	: 0329A19.D		
Injection Date	: 29-MAR-2014 21:06		
Quantitation	: ISTD	Integrator :	HP RTE
Dilution Factor	: 1.00	Sample Type:	SAMPLE

This File has no version history.

//Orgserv2/ff/chem/GCMSVOA/Elaine.i/140329.b/original/0329A19.D

Alpha Analytical Labs

gc/ms voa - VOA101

Data file : \\Orgserv2\ff\chem\GCMSVOA\Voa101.i\140329.b\0329A22.D
Lab Smp Id:
Inj Date : 29-MAR-2014 21:10
Operator : PD Inst ID: Voa101.i
Smp Info : l1406036-47,31,10,,a
Misc Info : wg678899,ical9333
Comment :
Method : \\Orgserv2\ff\chem\GCMSVOA\Voa101.i\140329.b\liq8260C.m
Meth Date : 29-Mar-2014 15:20 ppaveglio Quant Type: ISTD
Cal Date : 24-MAR-2014 14:57 Cal File: 0324A12.D
Als bottle: 22
Dil Factor: 1.00000
Integrator: HP RTE Compound Sublist: NJTCL.sub
Target Version: 4.12
Processing Host: VIRTUALXP-76524

Concentration Formula: Amt * DF * CpndVariable
Cpnd Variable Local Compound Variable

	Compounds	QUANT SIG MASS	RT	EXP RT	REL RT	RESPONSE	CONCENTRATIONS ON-COLUMN (ngs)	FINAL (ngs)	REVIEW CODE
	1 dichlorodifluoromethane	85	Compound Not Detected.						
	2 chloromethane	50	Compound Not Detected.						
	3 vinyl chloride	62	Compound Not Detected.						
	4 bromomethane	94	Compound Not Detected.						
	5 chloroethane	64	Compound Not Detected.						
	6 trichlorofluoromethane	101	Compound Not Detected.						
	8 1,1,-dichloroethene	96	Compound Not Detected.						
	11 freon-113	101	Compound Not Detected.						
	10 carbon disulfide	76	Compound Not Detected.						
	14 methylene chloride	84	Compound Not Detected.						
	15 acetone	43	Compound Not Detected.						
	16 trans-1,2-dichloroethene	96	Compound Not Detected.						
	17 Methyl Acetate	43	Compound Not Detected.						
	18 methyl tert butyl ether	73	Compound Not Detected.						
	22 1,1-dichloroethane	63	Compound Not Detected.						
	27 cis-1,2-dichloroethene	96	Compound Not Detected.						
	29 bromochloromethane	128	Compound Not Detected.						
	30 Cyclohexane	56	Compound Not Detected.						
	31 chloroform	83	Compound Not Detected.						
	33 carbontetrachloride	117	Compound Not Detected.						
$	36 dibromofluoromethane	113	5.405	5.405	(0.868)	46953	111.085	111.084	
	37 1,1,1-trichloroethane	97	Compound Not Detected.						
	38 2-butanone	43	Compound Not Detected.						
	40 benzene	78	Compound Not Detected.						
$	42 1,2-dichloroethane-d4	65	5.944	5.941	(0.954)	53921	115.059	115.059	
	43 1,2-dichloroethane	62	Compound Not Detected.						
*	45 flourobenzene	96	6.228	6.227	(1.000)	161270	100.000		
	49 trichloroethene	95	Compound Not Detected.						

	Compounds	QUANT SIG MASS	RT	EXP RT	REL RT	RESPONSE	CONCENTRATIONS ON-COLUMN (ngs)	CONCENTRATIONS FINAL (ngs)	REVIEW CODE
	46 methyl cyclohexane	83	Compound Not Detected.						
	52 1,2-dichloropropane	63	Compound Not Detected.						
	53 bromodichloromethane	83	Compound Not Detected.						
	56 1,4-Dioxane	88	Compound Not Detected.						
	58 cis-1,3-dichloropropene	75	Compound Not Detected.						
$	59 toluene-d8	98	7.933	7.933	(0.810)	160553	90.9274	90.927	
	60 toluene	92	Compound Not Detected.						
	62 4-methyl-2-pentanone	58	Compound Not Detected.						
	63 tetrachloroethene	166	8.442	8.437	(0.862)	1228	2.08628	2.086(Q)	
	64 trans-1,3-dichloropropene	75	Compound Not Detected.						
	68 1,1,2-trichloroethane	83	Compound Not Detected.						
	69 chlorodibromomethane	129	Compound Not Detected.						
	71 1,2-dibromoethane	107	Compound Not Detected.						
	73 2-hexanone	43	Compound Not Detected.						
*	74 chlorobenzene-d5	117	9.789	9.786	(1.000)	130911	100.000		
	75 chlorobenzene	112	Compound Not Detected.						
	76 ethyl benzene	91	Compound Not Detected.						
	78 p/m xylene	106	Compound Not Detected.						
	79 o xylene	106	Compound Not Detected.						
	80 styrene	104	Compound Not Detected.						
	81 bromoform	173	Compound Not Detected.						
	82 isopropylbenzene	105	Compound Not Detected.						
$	83 4-bromofluorobenzene	95	11.254	11.251	(0.904)	58510	99.3765	99.376	
	88 1,1,2,2,-tetrachloroethane	83	Compound Not Detected.						
	99 1,3-dichlorobenzene	146	Compound Not Detected.						
*	100 1,4-dichlorobenzene-d4	152	12.444	12.441	(1.000)	56939	100.000	(Q)	
	101 1,4-dichlorobenzene	146	Compound Not Detected.						
	104 1,2-dichlorobenzene	146	Compound Not Detected.						
	106 1,2-dibromo-3-chloropropane	75	Compound Not Detected.						
	109 1,2,4-trichlorobenzene	180	Compound Not Detected.						
	111 1,2,3-trichlorobenzene	180	Compound Not Detected.						

QC Flag Legend

Q - Qualifier signal failed the ratio test.

Alpha Analytical Labs

gc/ms voa - VOA101

Data file : \\Orgserv2\ff\chem\GCMSVOA\Voa101.i\140329.b\0329A22.D
Lab Smp Id:
Inj Date : 29-MAR-2014 21:10
Operator : PD Inst ID: Voa101.i
Smp Info : l1406036-47,31,10,,a
Misc Info : wg678899,ical9333
Comment :
Method : \\Orgserv2\ff\chem\GCMSVOA\Voa101.i\140329.b\liq8260C.m
Meth Date : 29-Mar-2014 15:20 ppaveglio Quant Type: ISTD
Cal Date : 24-MAR-2014 14:57 Cal File: 0324A12.D
Als bottle: 22
Dil Factor: 1.00000
Integrator: HP RTE Compound Sublist: NJTCL.sub
Target Version: 4.12
Processing Host: VIRTUALXP-76524

- NO TENTATIVELY IDENTIFIED COMPOUNDS -

Alpha Analytical Labs

INTERNAL STANDARD COMPOUNDS
AREA AND RT SUMMARY

Instrument ID: Voa101.i
Lab File ID: 0329A22.D
Lab Smp Id:
Analysis Type: VOA
Quant Type: ISTD
Operator: PD
Method File: \\Orgserv2\ff\chem\GCMSVOA\Voa101.i\140329.b\liq8260C.m
Misc Info: wg678899,ical9333

Calibration Date: 29-MAR-2014
Calibration Time: 11:27
Level: LOW
Sample Type: WATER

Test Mode:
Use Last Continuing Calibrator.
If Continuing Cal. use Initial Cal. Level 3

		AREA LIMIT			
COMPOUND	STANDARD	LOWER	UPPER	SAMPLE	%DIFF
45 flourobenzene	220923	110462	441846	161270	-27.00
74 chlorobenzene-d5	175802	87901	351604	130911	-25.53
100 1,4-dichlorobenze	84508	42254	169016	56939	-32.62

		RT LIMIT			
COMPOUND	STANDARD	LOWER	UPPER	SAMPLE	%DIFF
45 flourobenzene	6.23	5.73	6.73	6.23	0.00
74 chlorobenzene-d5	9.79	9.29	10.29	9.79	0.03
100 1,4-dichlorobenze	12.44	11.94	12.94	12.44	0.02

AREA UPPER LIMIT = +100% of internal standard area.
AREA LOWER LIMIT = - 50% of internal standard area.
RT UPPER LIMIT = + 0.50 minutes of internal standard RT.
RT LOWER LIMIT = - 0.50 minutes of internal standard RT.

Alpha Analytical Labs

RECOVERY REPORT

Client Name: Client SDG: SDGa00307
Sample Matrix: LIQUID Fraction: VOA
Lab Smp Id:
Level: LOW Operator: PD
Data Type: MS DATA SampleType: SAMPLE
SpikeList File: curveallim.spk Quant Type: ISTD
Sublist File: NJTCL.sub
Method File: \\Orgserv2\ff\chem\GCMSVOA\Voa101.i\140329.b\liq8260C.m
Misc Info: wg678899,ical9333

SURROGATE COMPOUND	AMOUNT ADDED ngs	AMOUNT RECOVERED ngs	% RECOVERED	LIMITS
$ 36 dibromofluorometha	100.000	111.084	111.08	70-130
$ 42 1,2-dichloroethane	100.000	115.059	115.06	70-130
$ 59 toluene-d8	100.000	90.927	90.93	70-130
$ 83 4-bromofluorobenze	100.000	99.376	99.38	70-130

Data File: \\Orgserv2\ff\chem\GCMSVOA\Voa101.i\140329.b\0329A22.D
Date : 29-MAR-2014 21:10
Client ID:
Sample Info: 11406036-47,31,10,,a
Purge Volume: 10.0
Column phase:

Instrument: Voa101.i
Operator: PD
Column diameter: 0.18

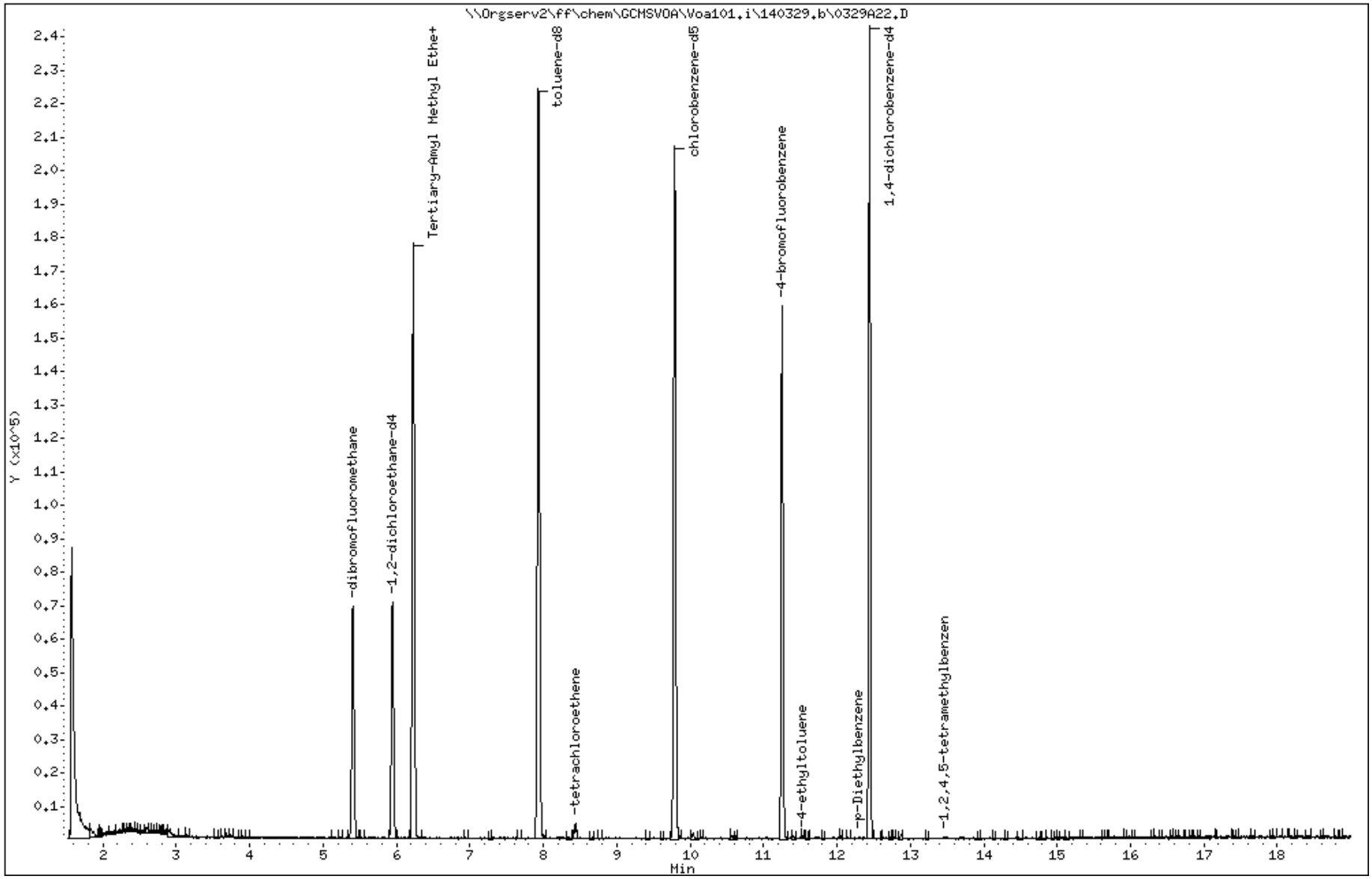

Data File: \\Orgserv2\ff\chem\GCMSVOA\Voa101.i\140329.b\0329A22.D

Date : 29-MAR-2014 21:10

Client ID:

Instrument: Voa101.i

Sample Info: 11406036-47,31,10,,a

Purge Volume: 10.0

Operator: PD

Column phase:

Column diameter: 0.18

63 tetrachloroethene

Concentration: 2.086 ngs

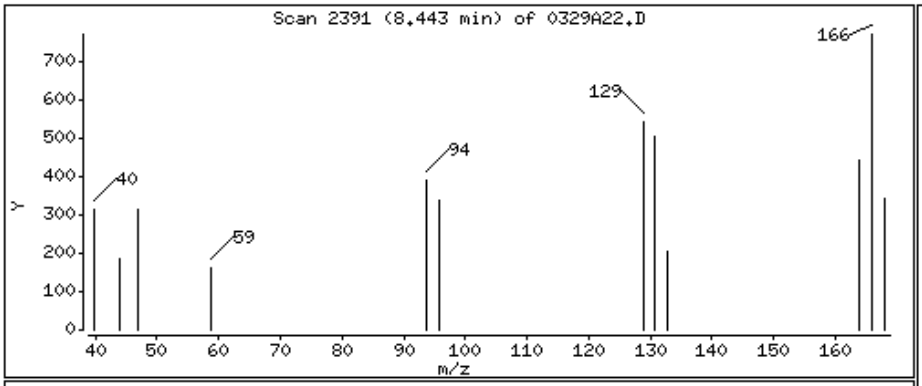

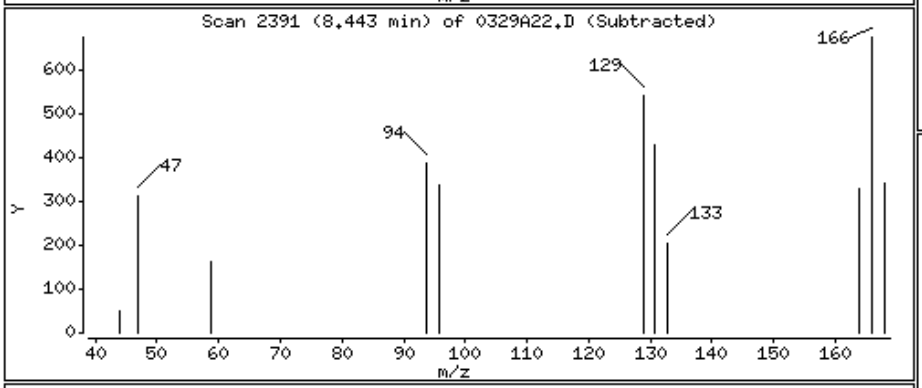

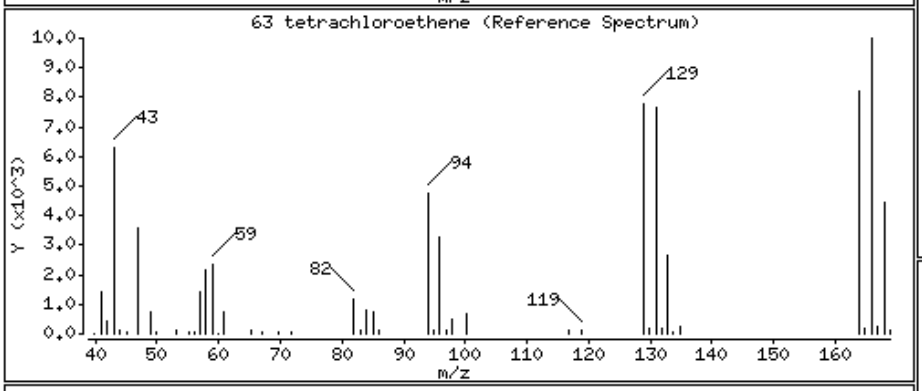

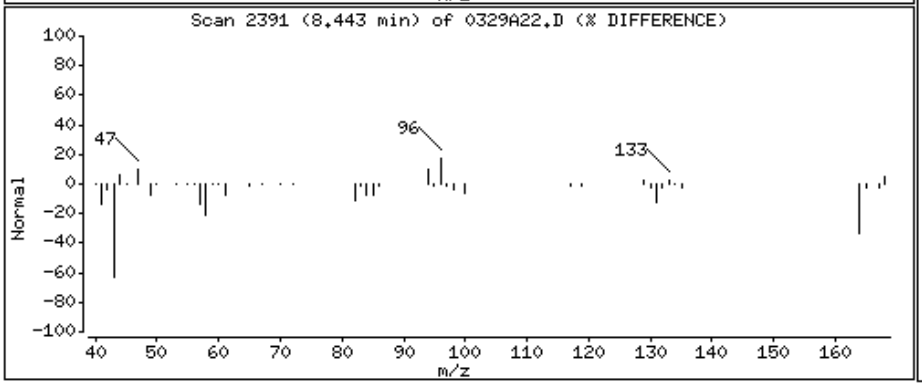

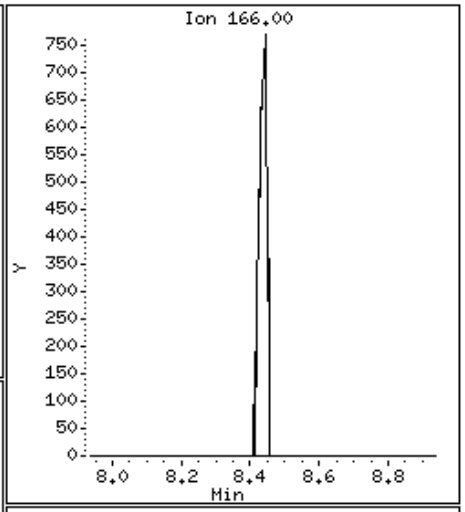

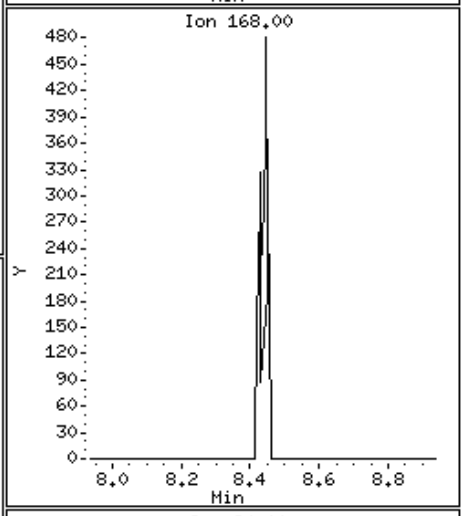

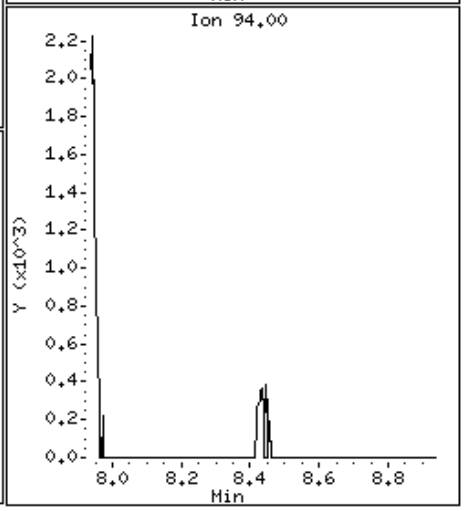

Alpha Analytical Labs

Manual Integration

Sample Info	: l1406036-47,31,10,,a wg678899,ical9333		
Instrument ID	: Voa101.i		
Method	: liq8260C.m		
File	: 0329A22.D		
Injection Date	: 29-MAR-2014 21:10		
Quantitation	: ISTD	Integrator :	HP RTE
Dilution Factor	: 1.00	Sample Type:	SAMPLE

This File has no version history.

//Orgserv2/ff/chem/GCMSVOA/Voa101.i/140329.b/original/0329A22.D

Alpha Analytical Labs

gc/ms voa

Data file : \\Orgserv2\ff\chem\GCMSVOA\Gonzo.i\140329.b\0329A19.D
Lab Smp Id:
Inj Date : 29-MAR-2014 21:36
Operator : PD Inst ID: Gonzo.i
Smp Info : l1406036-10D,31,2.5,,a
Misc Info : wg678895,ical9343
Comment :
Method : \\Orgserv2\ff\chem\GCMSVOA\Gonzo.i\140329.b\v10ml8260.m
Meth Date : 30-Mar-2014 20:50 pduczmalew Quant Type: ISTD
Cal Date : 25-MAR-2014 03:06 Cal File: 0324N12.D
Als bottle: 55
Dil Factor: 4.00000
Integrator: HP RTE Compound Sublist: NJTCL.sub
Target Version: 4.12
Processing Host: VIRTUALXP-76524

Concentration Formula: Amt * DF * CpndVariable
Cpnd Variable Local Compound Variable

	Compounds	QUANT SIG MASS	RT	EXP RT	REL RT	RESPONSE	CONCENTRATIONS ON-COLUMN (ngs)	FINAL (ngs)	REVIEW CODE
1	dichlorodifluoromethane	85	Compound Not Detected.						
2	chloromethane	50	Compound Not Detected.						
3	vinyl chloride	62	Compound Not Detected.						
4	bromomethane	94	Compound Not Detected.						
5	chloroethane	64	Compound Not Detected.						
6	trichlorofluoromethane	101	Compound Not Detected.						
9	Freon 113	101	5.097	5.090	(0.556)	4523	2.42350	9.694(QM)	M1
10	acetone	43	Compound Not Detected.						
11	1,1,-dichloroethene	96	Compound Not Detected.						
14	Methyl Acetate	43	Compound Not Detected.						
15	methylene chloride	84	Compound Not Detected.						
16	carbon disulfide	76	Compound Not Detected.						
20	methyl tert butyl ether	73	Compound Not Detected.						
22	trans-1,2-dichloroethene	96	Compound Not Detected.						
24	1,1-dichloroethane	63	Compound Not Detected.						
27	2-butanone	43	7.376	7.376	(0.804)	2118	6.35994	25.439	
30	cis-1,2-dichloroethene	96	7.633	7.633	(0.832)	11132	5.72298	22.891	
31	chloroform	83	Compound Not Detected.						
32	bromochloromethane	128	Compound Not Detected.						
$ 34	dibromofluoromethane	113	8.113	8.113	(0.884)	172204	94.0201	94.020	
35	1,1,1-trichloroethane	97	Compound Not Detected.						
36	Cyclohexane	56	Compound Not Detected.						
38	carbontetrachloride	117	Compound Not Detected.						
$ 40	1,2-dichloroethane-d4	65	8.755	8.755	(0.954)	261265	101.409	101.408	
41	1,2-dichloroethane	62	Compound Not Detected.						
42	benzene	78	Compound Not Detected.						
* 43	fluorobenzene	96	9.175	9.175	(1.000)	744836	100.000		
44	trichloroethene	95	9.716	9.716	(1.059)	1726229	796.934	3187.736	
46	methyl cyclohexane	83	Compound Not Detected.						

	Compounds	QUANT SIG MASS	RT	EXP RT	REL RT	RESPONSE	CONCENTRATIONS ON-COLUMN (ngs)	CONCENTRATIONS FINAL (ngs)	REVIEW CODE
	47 1,2-dichloropropane	63	Compound Not Detected.						
	48 bromodichloromethane	83	Compound Not Detected.						
	49 1,4-dioxane	88	Compound Not Detected.						
	52 4-methyl-2-pentanone	58	Compound Not Detected.						
	53 cis-1,3-dichloropropene	75	Compound Not Detected.						
$	55 toluene-d8	98	11.379	11.379	(0.834)	731879	96.9353	96.935	
	56 toluene	92	Compound Not Detected.						
	58 trans-1,3-dichloropropene	75	Compound Not Detected.						
	59 1,1,2-trichloroethane	83	Compound Not Detected.						
	60 2-hexanone	43	Compound Not Detected.						
	62 tetrachloroethene	166	12.454	12.461	(0.913)	4352	2.24309	8.972	
	63 chlorodibromomethane	129	Compound Not Detected.						
	64 1,2-dibromoethane	107	Compound Not Detected.						
*	65 chlorobenzene-d5	117	13.645	13.645	(1.000)	490311	100.000		
	66 chlorobenzene	112	Compound Not Detected.						
	68 ethyl benzene	91	Compound Not Detected.						
	69 p/m xylene	106	Compound Not Detected.						
	70 o xylene	106	Compound Not Detected.						
	71 styrene	104	Compound Not Detected.						
	72 isopropylbenzene	105	Compound Not Detected.						
	73 bromoform	173	Compound Not Detected.						
	75 1,1,2,2,-tetrachloroethane	83	Compound Not Detected.						
$	76 4-bromofluorobenzene	95	15.538	15.531	(0.890)	297552	106.741	106.740	
	89 1,3-dichlorobenzene	146	Compound Not Detected.						
*	90 1,4-dichlorobenzene-d4	152	17.465	17.465	(1.000)	210953	100.000		
	91 1,4-dichlorobenzene	146	Compound Not Detected.						
	94 1,2-dichlorobenzene	146	Compound Not Detected.						
	96 1,2-dibromo-3-chloropropane	75	Compound Not Detected.						
	98 1,2,4-trichlorobenzene	180	Compound Not Detected.						
	101 1,2,3-trichlorobenzene	180	Compound Not Detected.						

QC Flag Legend

Q - Qualifier signal failed the ratio test.
M - Compound response manually integrated.

Alpha Analytical Labs

gc/ms voa

Data file : \\Orgserv2\ff\chem\GCMSVOA\Gonzo.i\140329.b\0329A19.D
Lab Smp Id:
Inj Date : 29-MAR-2014 21:36
Operator : PD Inst ID: Gonzo.i
Smp Info : l1406036-10D,31,2.5,,a
Misc Info : wg678895,ical9343
Comment :
Method : \\Orgserv2\ff\chem\GCMSVOA\Gonzo.i\140329.b\v10ml8260.m
Meth Date : 30-Mar-2014 20:50 pduczmalew Quant Type: ISTD
Cal Date : 25-MAR-2014 03:06 Cal File: 0324N12.D
Als bottle: 55
Dil Factor: 4.00000
Integrator: HP RTE Compound Sublist: NJTCL.sub
Target Version: 4.12
Processing Host: VIRTUALXP-76524

- NO TENTATIVELY IDENTIFIED COMPOUNDS -

Alpha Analytical Labs

INTERNAL STANDARD COMPOUNDS
AREA AND RT SUMMARY

Instrument ID: Gonzo.i
Lab File ID: 0329A19.D
Lab Smp Id:
Analysis Type: VOA
Quant Type: ISTD
Operator: PD
Method File: \\Orgserv2\ff\chem\GCMSVOA\Gonzo.i\140329.b\v10ml8260.m
Misc Info: wg678895,ical9343

Calibration Date: 29-MAR-2014
Calibration Time: 10:45
Level: LOW
Sample Type: WATER

Test Mode:
Use Last Continuing Calibrator.
If Continuing Cal. use Initial Cal. Level 3

		AREA LIMIT			
COMPOUND	STANDARD	LOWER	UPPER	SAMPLE	%DIFF
43 fluorobenzene	854884	427442	1709768	744836	-12.87
65 chlorobenzene-d5	545961	272981	1091922	490311	-10.19
90 1,4-dichlorobenze	248041	124021	496082	210953	-14.95

		RT LIMIT			
COMPOUND	STANDARD	LOWER	UPPER	SAMPLE	%DIFF
43 fluorobenzene	9.18	8.68	9.68	9.18	0.00
65 chlorobenzene-d5	13.65	13.15	14.15	13.65	0.00
90 1,4-dichlorobenze	17.47	16.97	17.97	17.47	0.00

AREA UPPER LIMIT = +100% of internal standard area.
AREA LOWER LIMIT = - 50% of internal standard area.
RT UPPER LIMIT = + 0.50 minutes of internal standard RT.
RT LOWER LIMIT = - 0.50 minutes of internal standard RT.

Alpha Analytical Labs

RECOVERY REPORT

Client Name: Client SDG: SDGa00267
Sample Matrix: LIQUID Fraction: VOA
Lab Smp Id:
Level: LOW Operator: PD
Data Type: MS DATA SampleType: SAMPLE
SpikeList File: curveall.spk Quant Type: ISTD
Sublist File: NJTCL.sub
Method File: \\Orgserv2\ff\chem\GCMSVOA\Gonzo.i\140329.b\v10ml8260.m
Misc Info: wg678895,ical9343

SURROGATE COMPOUND	AMOUNT ADDED ngs	AMOUNT RECOVERED ngs	% RECOVERED	LIMITS
$ 34 dibromofluorometha	100.000	94.020	94.02	70-130
$ 40 1,2-dichloroethane	100.000	101.408	101.41	70-130
$ 55 toluene-d8	100.000	96.935	96.94	70-130
$ 76 4-bromofluorobenze	100.000	106.740	106.74	70-130

Data File: \\Orgserv2\ff\chem\GCMSVOA\Gonzo.i\140329.b\0329A19.D
Date : 29-MAR-2014 21:36
Client ID:
Sample Info: 11406036-10D,31,2.5,,a
Purge Volume: 10.0
Column phase: Rtx-502.2

Instrument: Gonzo.i
Operator: PD
Column diameter: 0.18

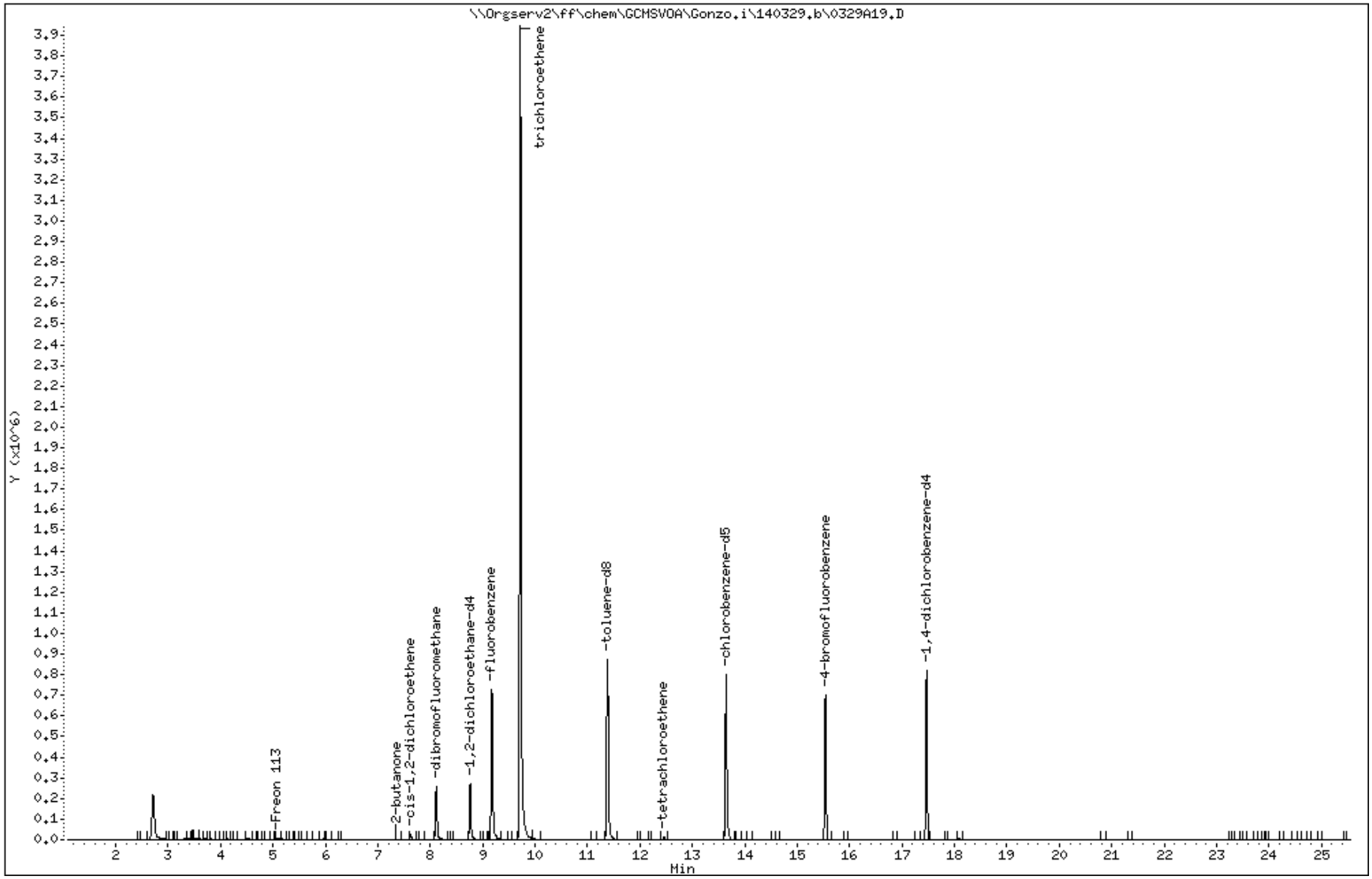

Data File: \\Orgserv2\ff\chem\GCMSVOA\Gonzo.i\140329.b\0329A19.D

Date : 29-MAR-2014 21:36

Client ID:

Instrument: Gonzo.i

Sample Info: 11406036-10D,31,2.5,,a

Purge Volume: 10.0

Operator: PD

Column phase: Rtx-502.2

Column diameter: 0.18

9 Freon 113

Concentration: 9.694 ngs

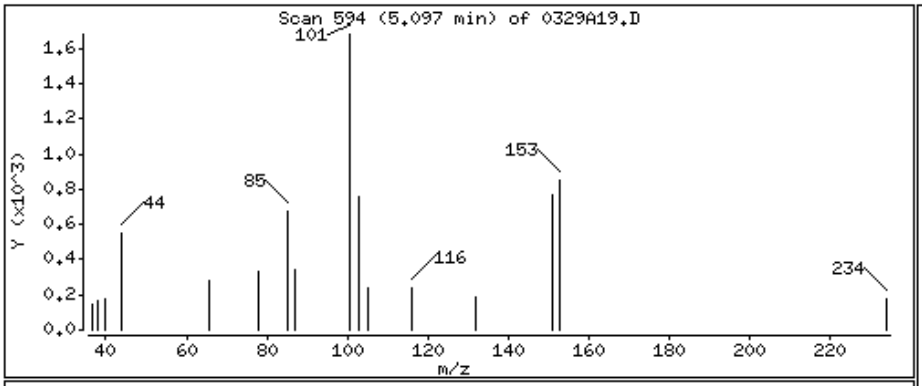

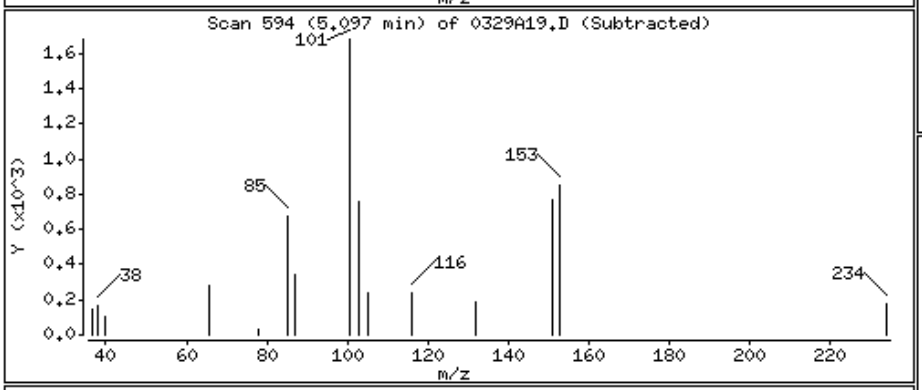

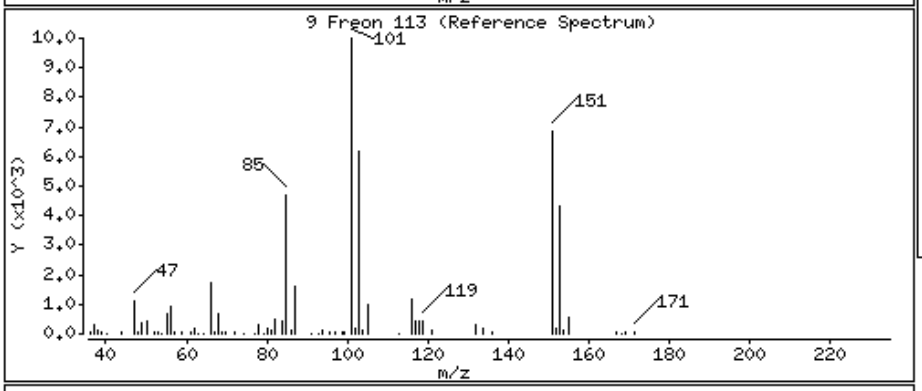

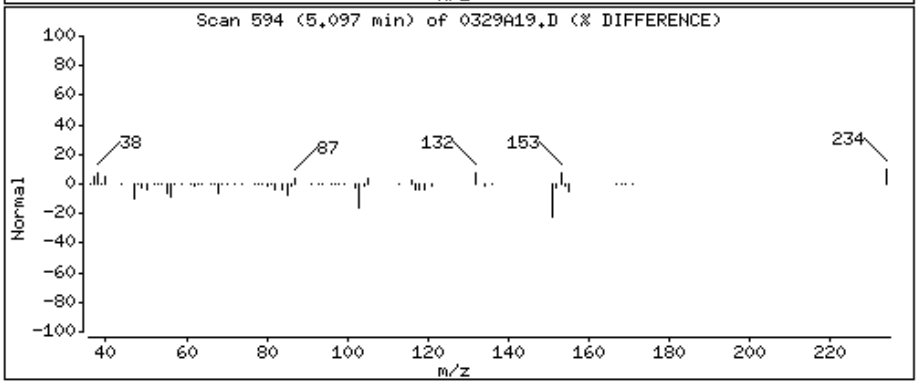

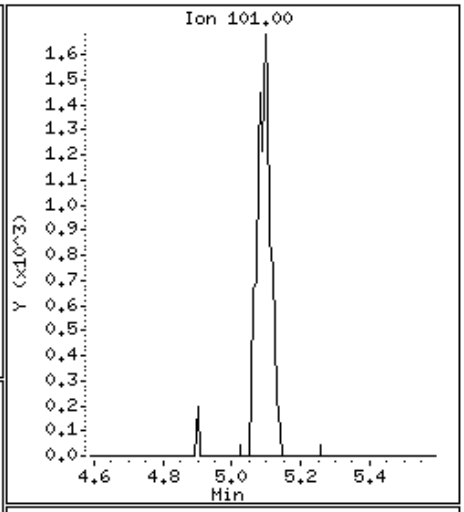

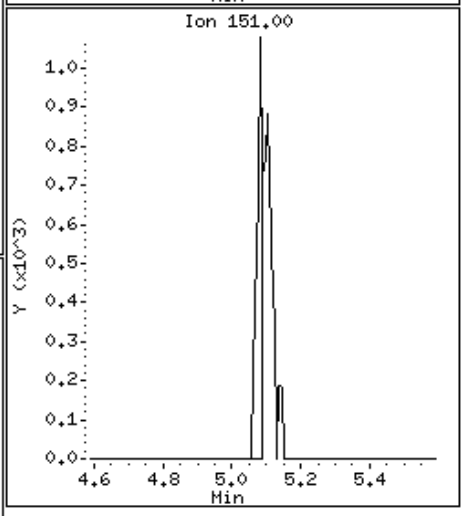

Data File: \\Orgserv2\ff\chem\GCMSVOA\Gonzo.i\140329.b\0329A19.D

Date : 29-MAR-2014 21:36

Client ID:

Instrument: Gonzo.i

Sample Info: 11406036-10D,31,2.5,,a

Purge Volume: 10.0

Operator: PD

Column phase: Rtx-502.2

Column diameter: 0.18

27 2-butanone

Concentration: 25.439 ngs

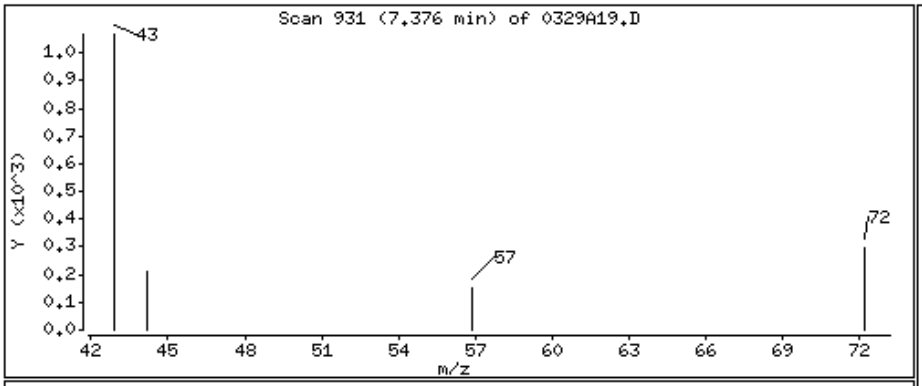

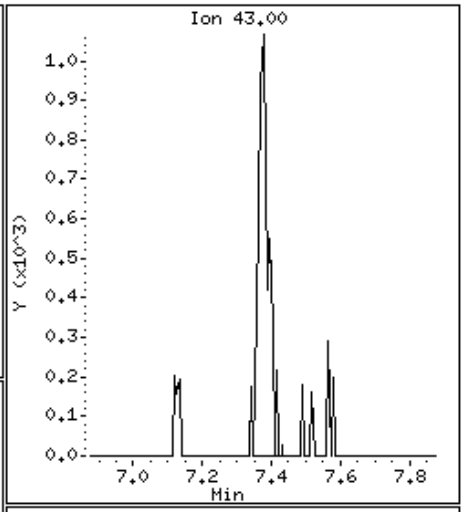

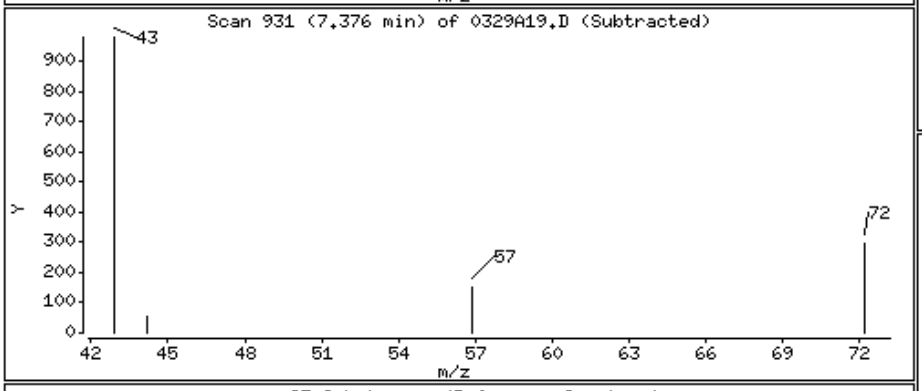

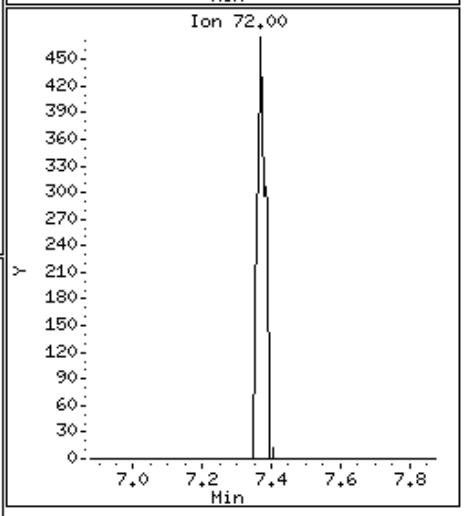

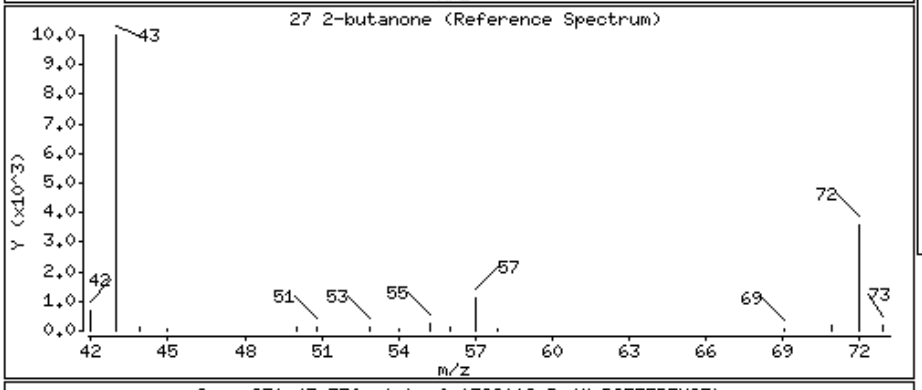

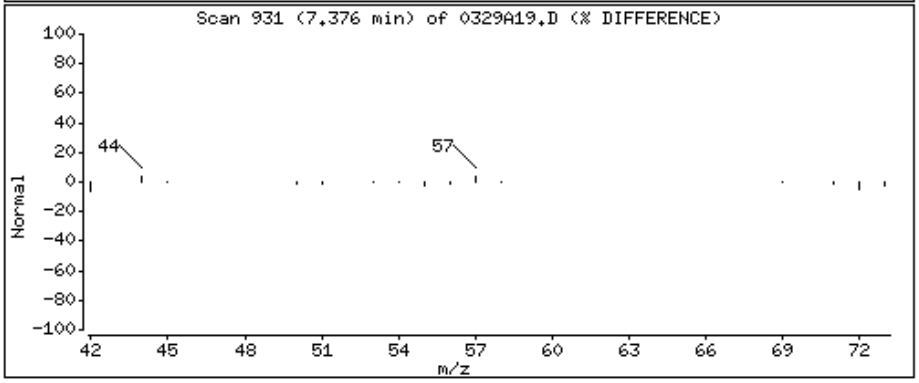

Data File: \\Orgserv2\ff\chem\GCMSVOA\Gonzo.i\140329.b\0329A19.D

Date : 29-MAR-2014 21:36

Client ID:

Instrument: Gonzo.i

Sample Info: 11406036-10D,31,2.5,,a

Purge Volume: 10.0

Operator: PD

Column phase: Rtx-502.2

Column diameter: 0.18

30 cis-1,2-dichloroethene

Concentration: 22.891 ngs

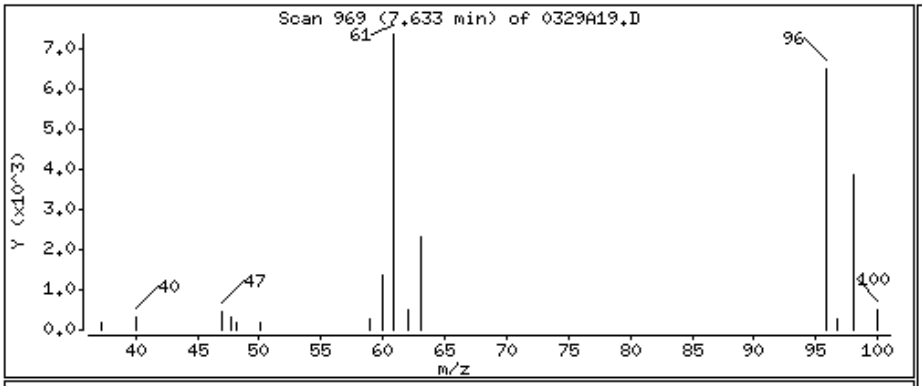

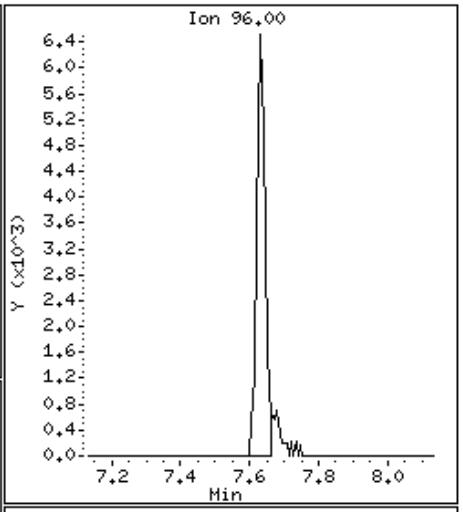

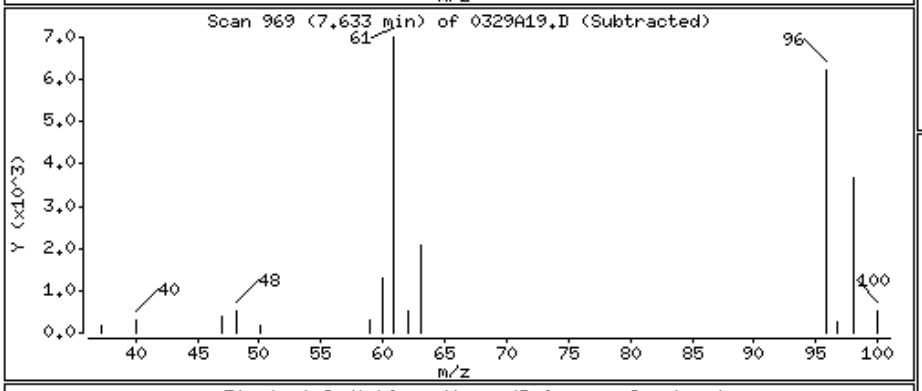

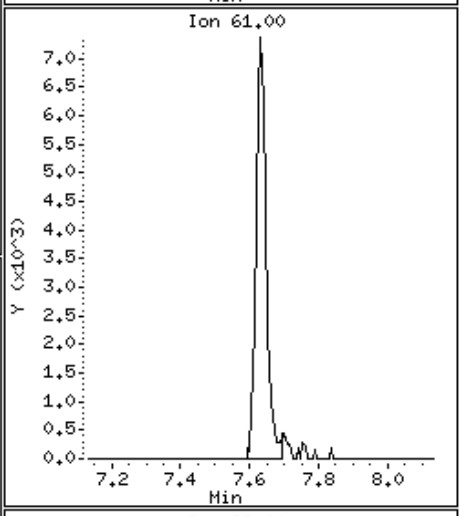

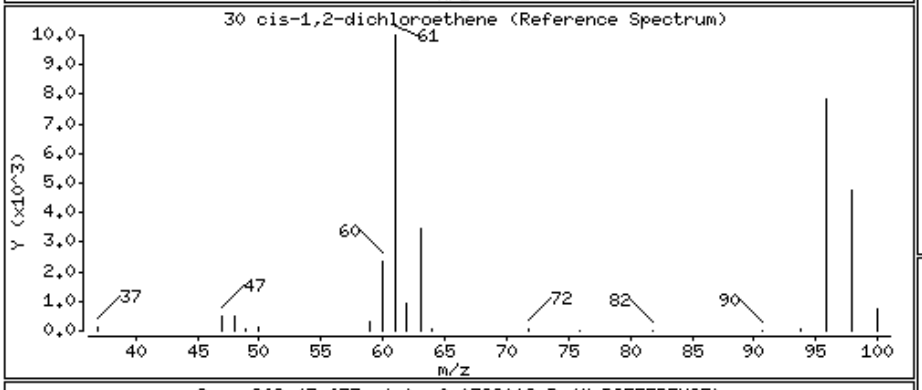

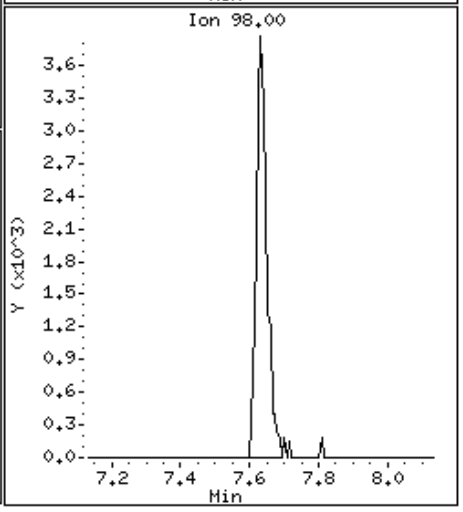

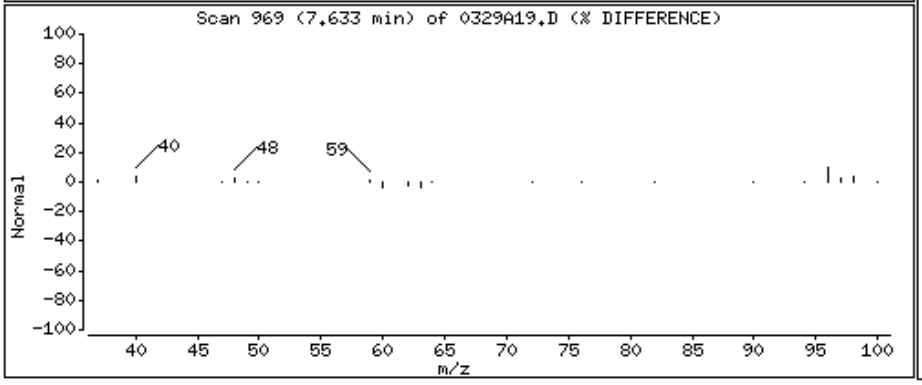

Data File: \\Orgserv2\ff\chem\GCMSVOA\Gonzo.i\140329.b\0329A19.D

Date : 29-MAR-2014 21:36

Client ID:

Instrument: Gonzo.i

Sample Info: 11406036-10D,31,2.5,,a

Purge Volume: 10.0

Operator: PD

Column phase: Rtx-502.2

Column diameter: 0.18

44 trichloroethene

Concentration: 3187.736 ngs

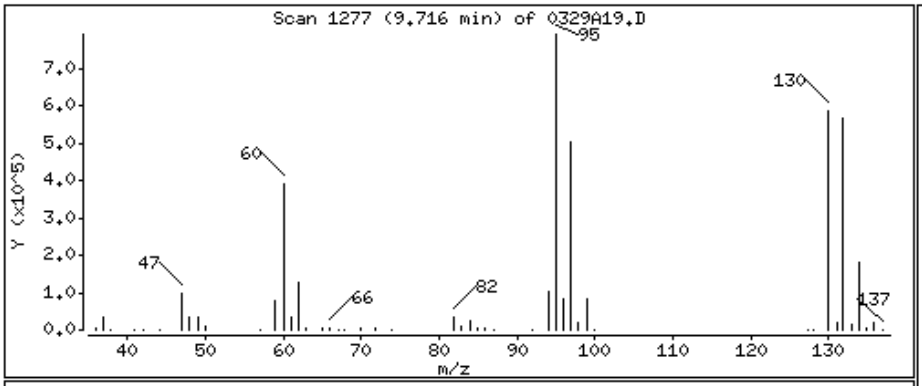

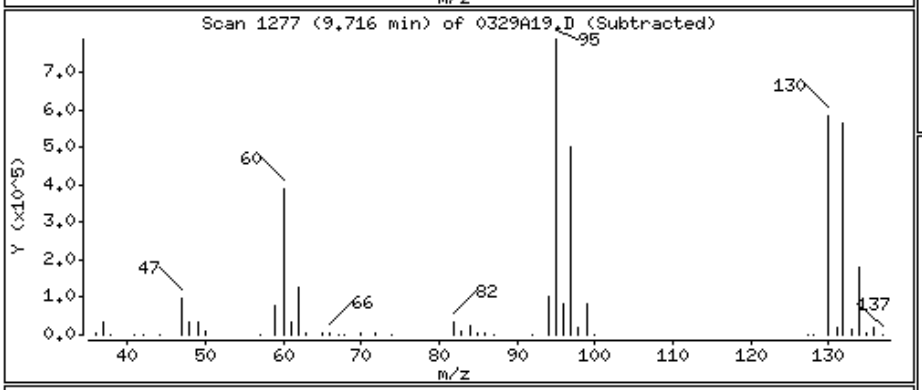

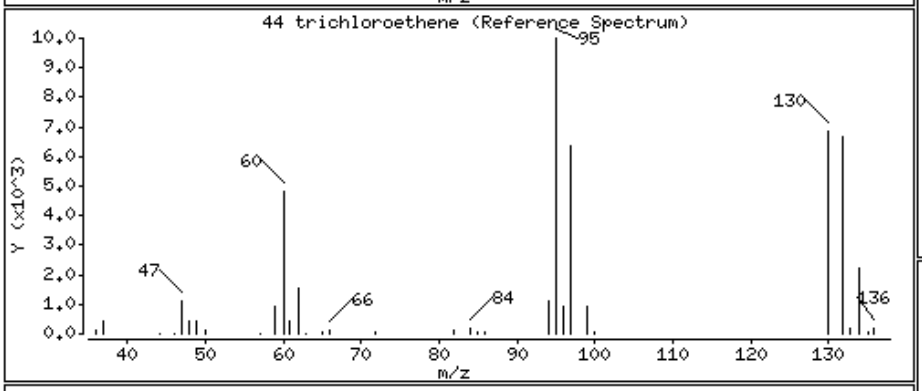

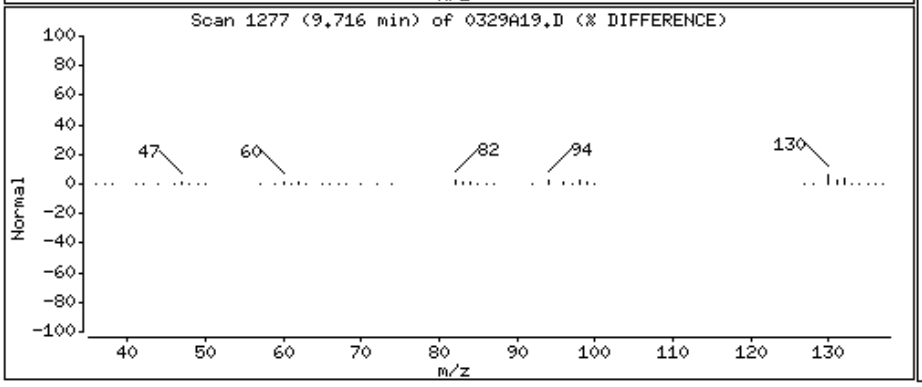

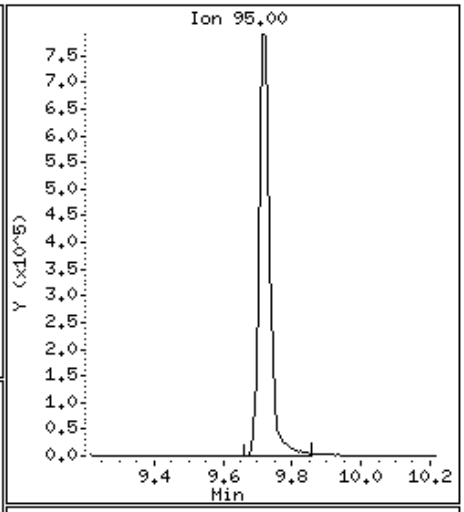

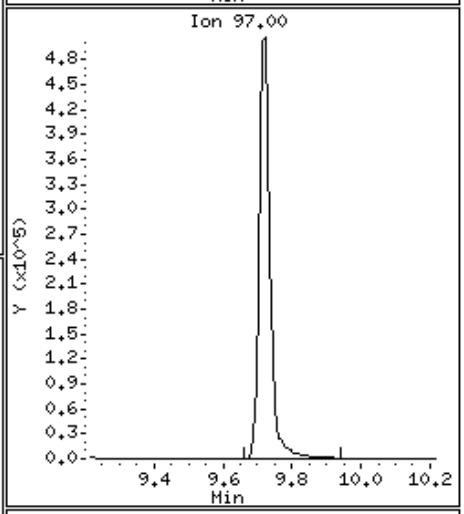

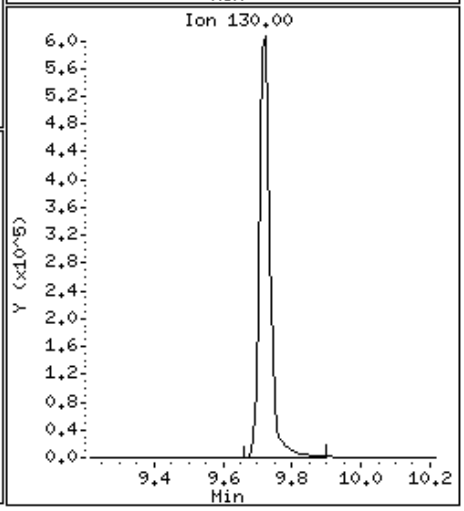

Data File: \\Orgserv2\ff\chem\GCMSVOA\Gonzo.i\140329.b\0329A19.D

Date : 29-MAR-2014 21:36

Client ID:

Instrument: Gonzo.i

Sample Info: 11406036-10D,31,2.5,,a

Purge Volume: 10.0

Operator: PD

Column phase: Rtx-502.2

Column diameter: 0.18

62 tetrachloroethene

Concentration: 8.972 ngs

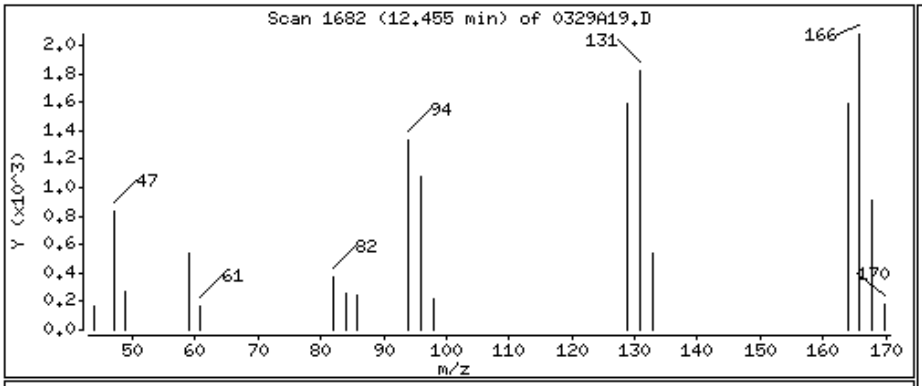

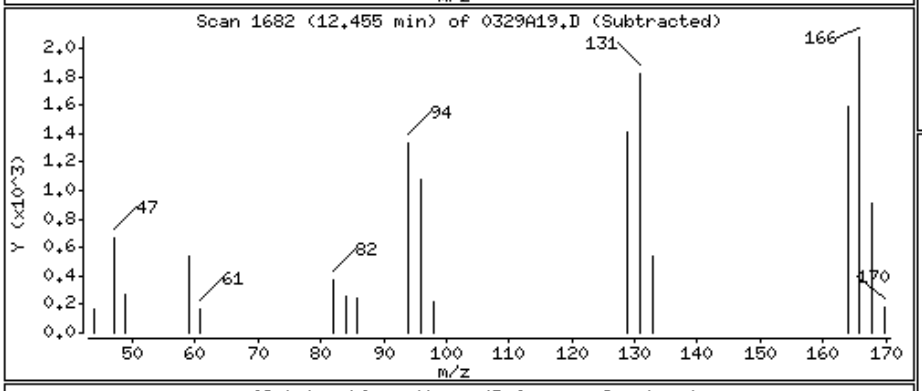

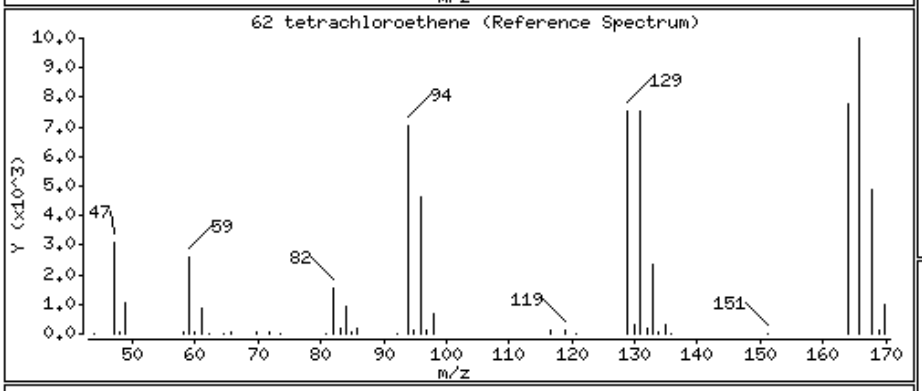

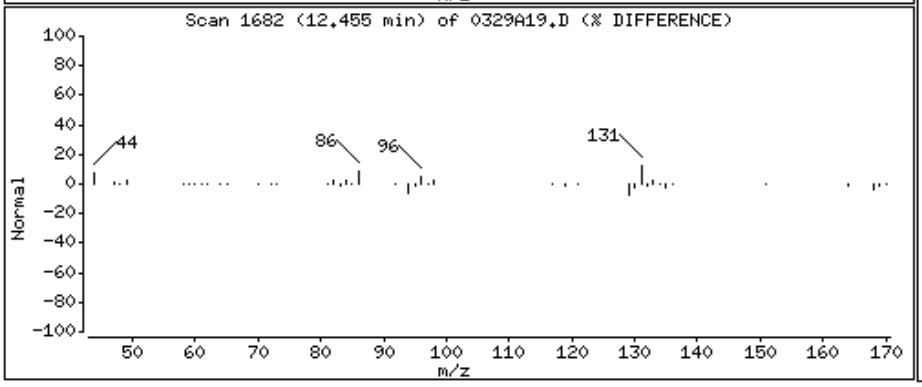

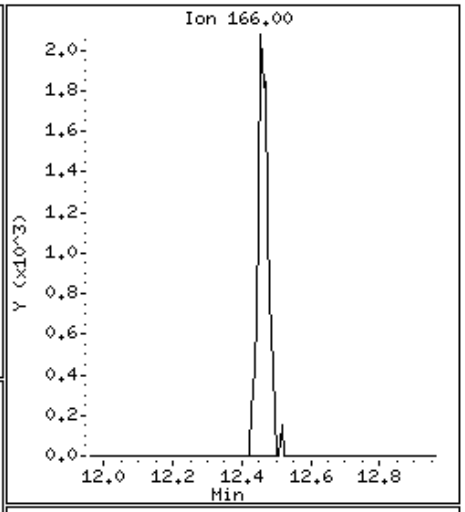

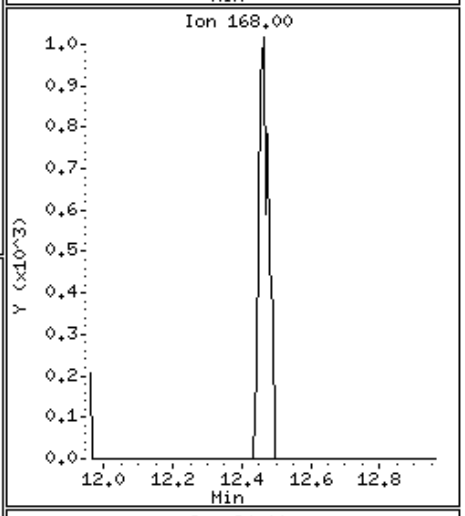

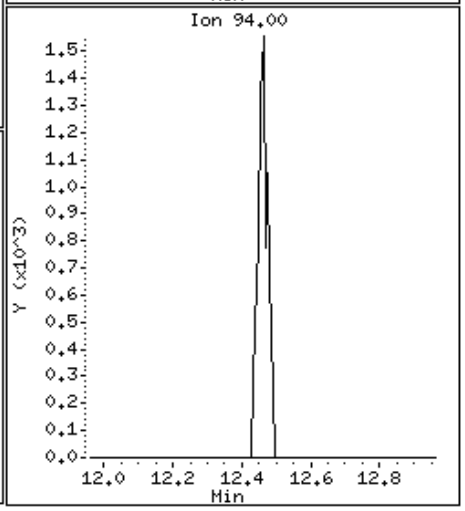

Alpha Analytical Labs

Manual Integration

Sample Info	: l1406036-10D,31,2.5,,a wg678895,ical9343		
Instrument ID	: Gonzo.i		
Method	: v10ml8260.m		
File	: 0329A19.D		
Injection Date	: 29-MAR-2014 21:36		
Quantitation	: ISTD	Integrator :	HP RTE
Dilution Factor	: 4.00	Sample Type:	SAMPLE

This File has no version history.

//Orgserv2/ff/chem/GCMSVOA/Gonzo.i/140329.b/original/0329A19.D

Alpha Analytical Labs

gc/ms voa - VOA101

Data file : \\Orgserv2\ff\chem\GCMSVOA\Voa101.i\140329.b\0329A23.D
Lab Smp Id:
Inj Date : 29-MAR-2014 21:39
Operator : PD Inst ID: Voa101.i
Smp Info : l1406036-49,31,10,,a
Misc Info : wg678899,ical9333
Comment :
Method : \\Orgserv2\ff\chem\GCMSVOA\Voa101.i\140329.b\liq8260C.m
Meth Date : 29-Mar-2014 15:20 ppaveglio Quant Type: ISTD
Cal Date : 24-MAR-2014 14:57 Cal File: 0324A12.D
Als bottle: 23
Dil Factor: 1.00000
Integrator: HP RTE Compound Sublist: NJTCL.sub
Target Version: 4.12
Processing Host: VIRTUALXP-76524

Concentration Formula: Amt * DF * CpndVariable
Cpnd Variable Local Compound Variable

		QUANT SIG MASS	RT	EXP RT	REL RT	RESPONSE	CONCENTRATIONS ON-COLUMN (ngs)	FINAL (ngs)	REVIEW CODE
	1 dichlorodifluoromethane	85	Compound Not Detected.						
	2 chloromethane	50	Compound Not Detected.						
	3 vinyl chloride	62	Compound Not Detected.						
	4 bromomethane	94	Compound Not Detected.						
	5 chloroethane	64	Compound Not Detected.						
	6 trichlorofluoromethane	101	Compound Not Detected.						
	8 1,1,-dichloroethene	96	Compound Not Detected.						
	11 freon-113	101	Compound Not Detected.						
	10 carbon disulfide	76	Compound Not Detected.						
	14 methylene chloride	84	Compound Not Detected.						
	15 acetone	43	3.734	3.735	(0.600)	8813	71.1072	71.107	
	16 trans-1,2-dichloroethene	96	Compound Not Detected.						
	17 Methyl Acetate	43	Compound Not Detected.						
	18 methyl tert butyl ether	73	Compound Not Detected.						
	22 1,1-dichloroethane	63	Compound Not Detected.						
	27 cis-1,2-dichloroethene	96	Compound Not Detected.						
	29 bromochloromethane	128	Compound Not Detected.						
	30 Cyclohexane	56	Compound Not Detected.						
	31 chloroform	83	5.226	5.223	(0.839)	10625	11.3440	11.344	
	33 carbontetrachloride	117	Compound Not Detected.						
$	36 dibromofluoromethane	113	5.402	5.405	(0.868)	48786	111.944	111.944	
	37 1,1,1-trichloroethane	97	Compound Not Detected.						
	38 2-butanone	43	Compound Not Detected.						
	40 benzene	78	Compound Not Detected.						
$	42 1,2-dichloroethane-d4	65	5.941	5.941	(0.954)	55320	114.488	114.488	
	43 1,2-dichloroethane	62	Compound Not Detected.						
*	45 flourobenzene	96	6.227	6.227	(1.000)	166279	100.000		
	49 trichloroethene	95	6.401	6.401	(1.028)	5732	10.3565	10.356(Q)	
	46 methyl cyclohexane	83	Compound Not Detected.						

Compounds	QUANT SIG MASS	RT	EXP RT	REL RT	RESPONSE	CONCENTRATIONS ON-COLUMN (ngs)	CONCENTRATIONS FINAL (ngs)	REVIEW CODE
52 1,2-dichloropropane	63	Compound Not Detected.						
53 bromodichloromethane	83	Compound Not Detected.						
56 1,4-Dioxane	88	Compound Not Detected.						
58 cis-1,3-dichloropropene	75	Compound Not Detected.						
$ 59 toluene-d8	98	7.936	7.933	(0.811)	166492	90.7780	90.777	
60 toluene	92	Compound Not Detected.						
62 4-methyl-2-pentanone	58	Compound Not Detected.						
63 tetrachloroethene	166	8.436	8.437	(0.862)	1696	2.77403	2.774(Q)	
64 trans-1,3-dichloropropene	75	Compound Not Detected.						
68 1,1,2-trichloroethane	83	Compound Not Detected.						
69 chlorodibromomethane	129	Compound Not Detected.						
71 1,2-dibromoethane	107	Compound Not Detected.						
73 2-hexanone	43	Compound Not Detected.						
* 74 chlorobenzene-d5	117	9.786	9.786	(1.000)	135977	100.000		
75 chlorobenzene	112	Compound Not Detected.						
76 ethyl benzene	91	Compound Not Detected.						
78 p/m xylene	106	Compound Not Detected.						
79 o xylene	106	Compound Not Detected.						
80 styrene	104	Compound Not Detected.						
81 bromoform	173	Compound Not Detected.						
82 isopropylbenzene	105	Compound Not Detected.						
$ 83 4-bromofluorobenzene	95	11.254	11.251	(0.904)	60858	101.198	101.197	
88 1,1,2,2,-tetrachloroethane	83	Compound Not Detected.						
99 1,3-dichlorobenzene	146	Compound Not Detected.						
* 100 1,4-dichlorobenzene-d4	152	12.444	12.441	(1.000)	58158	100.000		
101 1,4-dichlorobenzene	146	Compound Not Detected.						
104 1,2-dichlorobenzene	146	Compound Not Detected.						
106 1,2-dibromo-3-chloropropane	75	Compound Not Detected.						
109 1,2,4-trichlorobenzene	180	Compound Not Detected.						
111 1,2,3-trichlorobenzene	180	Compound Not Detected.						

QC Flag Legend

Q - Qualifier signal failed the ratio test.

Alpha Analytical Labs

gc/ms voa - VOA101

Data file : \\Orgserv2\ff\chem\GCMSVOA\Voa101.i\140329.b\0329A23.D
Lab Smp Id:
Inj Date : 29-MAR-2014 21:39
Operator : PD Inst ID: Voa101.i
Smp Info : l1406036-49,31,10,,a
Misc Info : wg678899,ical9333
Comment :
Method : \\Orgserv2\ff\chem\GCMSVOA\Voa101.i\140329.b\liq8260C.m
Meth Date : 29-Mar-2014 15:20 ppaveglio Quant Type: ISTD
Cal Date : 24-MAR-2014 14:57 Cal File: 0324A12.D
Als bottle: 23
Dil Factor: 1.00000
Integrator: HP RTE Compound Sublist: NJTCL.sub
Target Version: 4.12
Processing Host: VIRTUALXP-76524

- NO TENTATIVELY IDENTIFIED COMPOUNDS -

Alpha Analytical Labs

INTERNAL STANDARD COMPOUNDS
AREA AND RT SUMMARY

Instrument ID: Voa101.i
Lab File ID: 0329A23.D
Lab Smp Id:
Analysis Type: VOA
Quant Type: ISTD
Operator: PD
Method File: \\Orgserv2\ff\chem\GCMSVOA\Voa101.i\140329.b\liq8260C.m
Misc Info: wg678899,ical9333

Calibration Date: 29-MAR-2014
Calibration Time: 11:27
Level: LOW
Sample Type: WATER

Test Mode:
Use Last Continuing Calibrator.
If Continuing Cal. use Initial Cal. Level 3

		AREA LIMIT			
COMPOUND	STANDARD	LOWER	UPPER	SAMPLE	%DIFF
45 flourobenzene	220923	110462	441846	166279	-24.73
74 chlorobenzene-d5	175802	87901	351604	135977	-22.65
100 1,4-dichlorobenze	84508	42254	169016	58158	-31.18

		RT LIMIT			
COMPOUND	STANDARD	LOWER	UPPER	SAMPLE	%DIFF
45 flourobenzene	6.23	5.73	6.73	6.23	-0.00
74 chlorobenzene-d5	9.79	9.29	10.29	9.79	-0.00
100 1,4-dichlorobenze	12.44	11.94	12.94	12.44	0.02

AREA UPPER LIMIT = +100% of internal standard area.
AREA LOWER LIMIT = - 50% of internal standard area.
RT UPPER LIMIT = + 0.50 minutes of internal standard RT.
RT LOWER LIMIT = - 0.50 minutes of internal standard RT.

Alpha Analytical Labs

RECOVERY REPORT

Client Name: Client SDG: SDGa00307
Sample Matrix: LIQUID Fraction: VOA
Lab Smp Id:
Level: LOW Operator: PD
Data Type: MS DATA SampleType: SAMPLE
SpikeList File: curveallim.spk Quant Type: ISTD
Sublist File: NJTCL.sub
Method File: \\Orgserv2\ff\chem\GCMSVOA\Voa101.i\140329.b\liq8260C.m
Misc Info: wg678899,ical9333

SURROGATE COMPOUND	AMOUNT ADDED ngs	AMOUNT RECOVERED ngs	% RECOVERED	LIMITS
$ 36 dibromofluorometha	100.000	111.944	111.94	70-130
$ 42 1,2-dichloroethane	100.000	114.488	114.49	70-130
$ 59 toluene-d8	100.000	90.777	90.78	70-130
$ 83 4-bromofluorobenze	100.000	101.197	101.20	70-130

Data File: \\Orgserv2\ff\chem\GCMSVOA\Voa101.i\140329.b\0329A23.D
Date : 29-MAR-2014 21:39
Client ID:
Sample Info: 11406036-49,31,10,,a
Purge Volume: 10.0
Column phase:

Instrument: Voa101.i
Operator: PD
Column diameter: 0.18

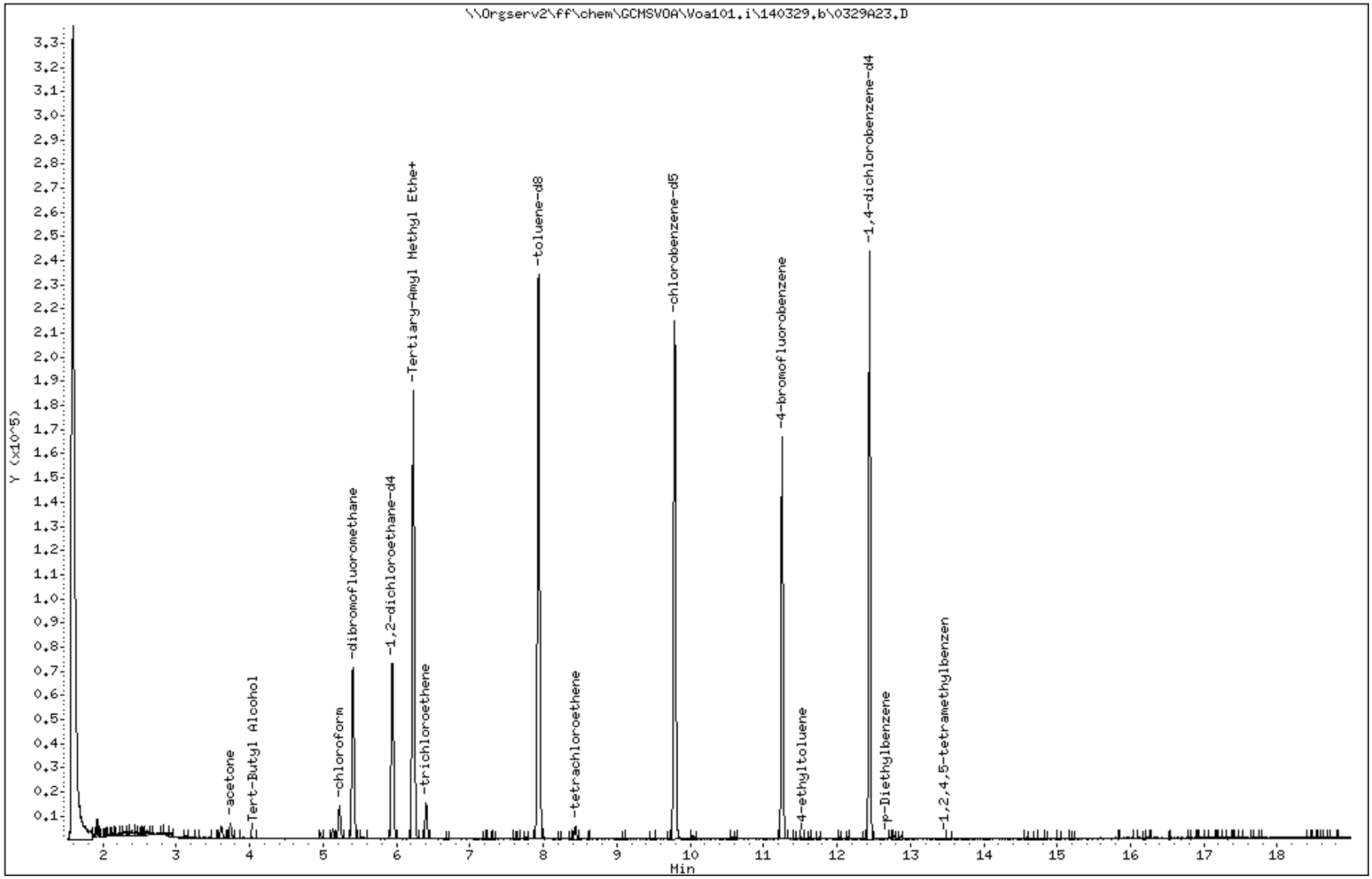

Data File: \\Orgserv2\ff\chem\GCMSVOA\Voa101.i\140329.b\0329A23.D

Date : 29-MAR-2014 21:39

Client ID:

Instrument: Voa101.i

Sample Info: 11406036-49,31,10,,a

Purge Volume: 10.0

Operator: PD

Column phase:

Column diameter: 0.18

15 acetone

Concentration: 71.107 ngs

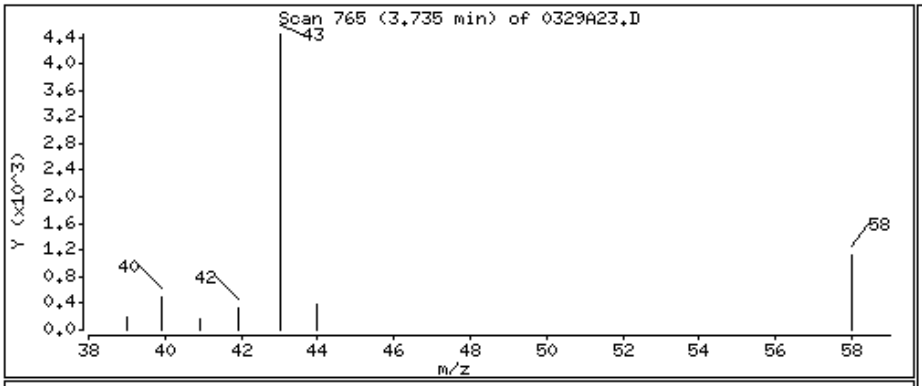

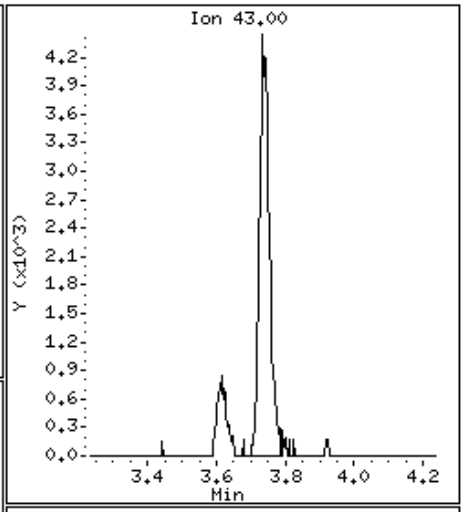

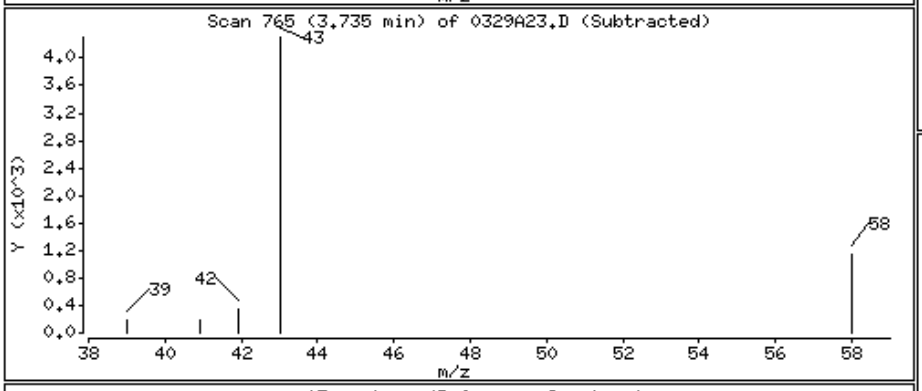

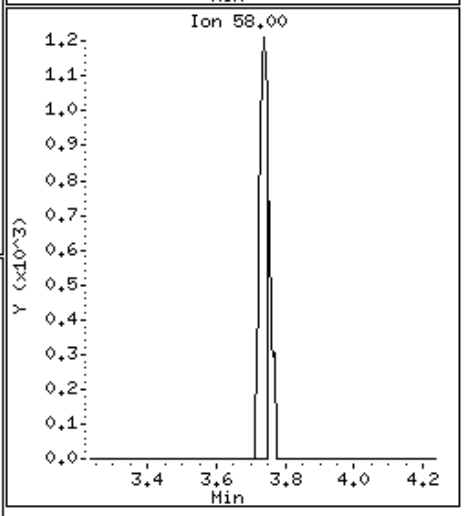

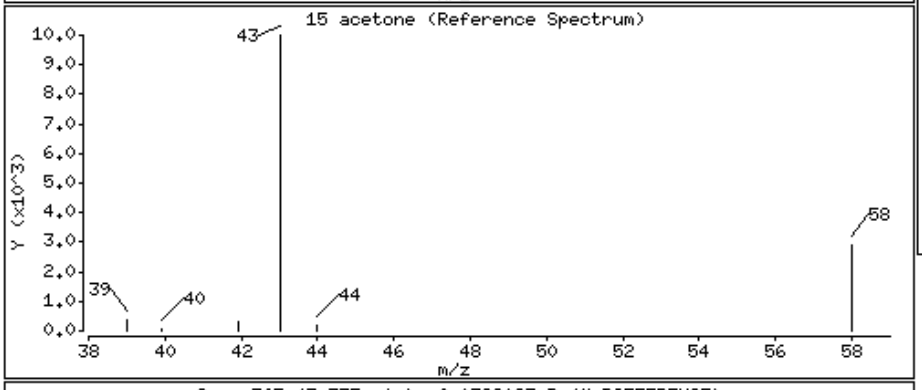

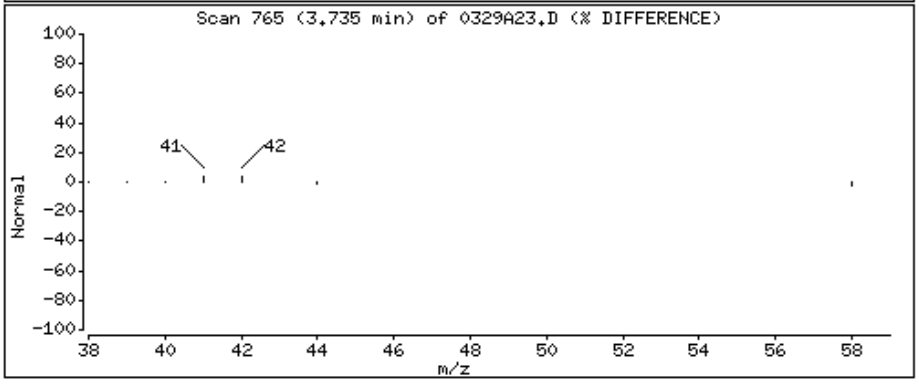

Data File: \\Orgserv2\ff\chem\GCMSVOA\Voa101.i\140329.b\0329A23.D

Date : 29-MAR-2014 21:39

Client ID:

Instrument: Voa101.i

Sample Info: 11406036-49,31,10,,a

Purge Volume: 10.0

Operator: PD

Column phase:

Column diameter: 0.18

31 chloroform

Concentration: 11.344 ngs

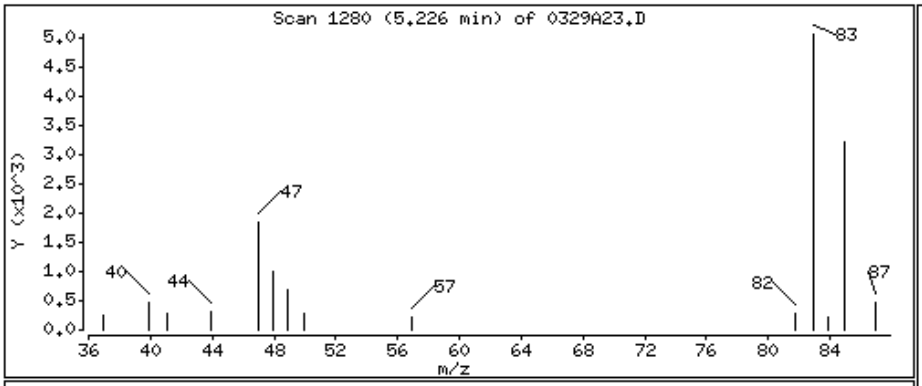

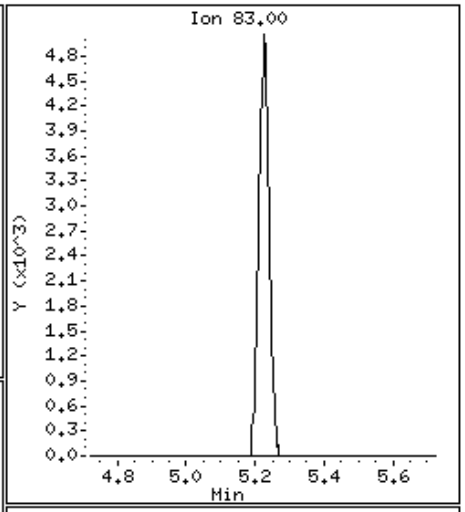

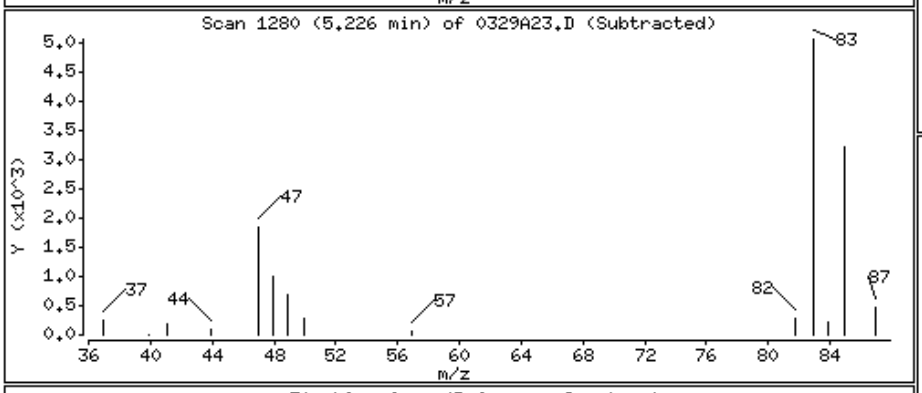

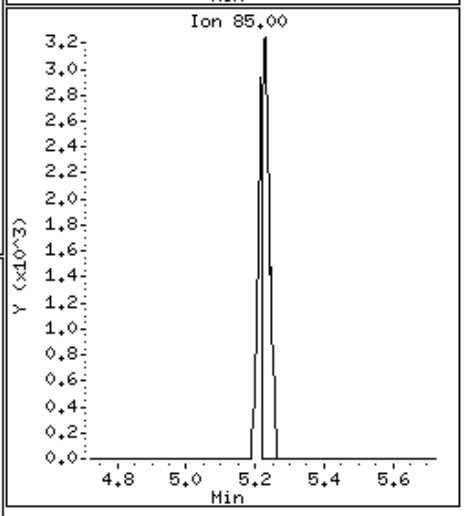

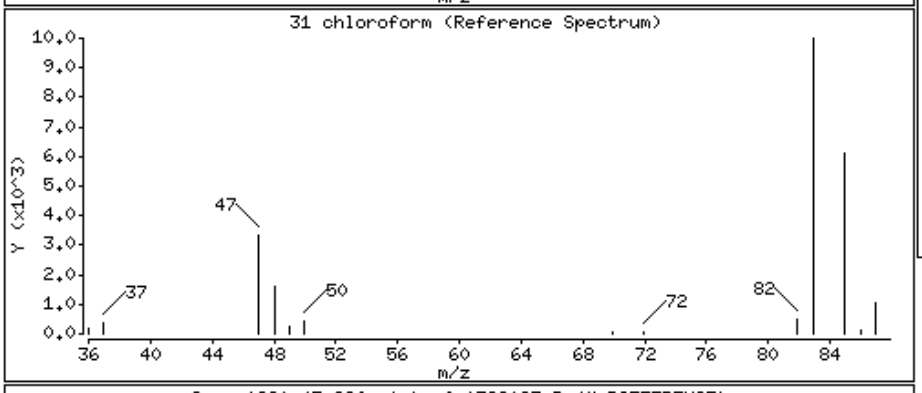

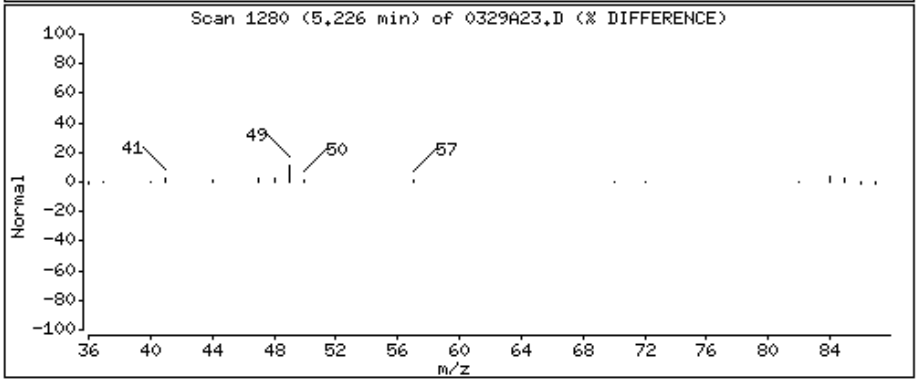

Data File: \\Orgserv2\ff\chem\GCMSVOA\Voa101.i\140329.b\0329A23.D

Date : 29-MAR-2014 21:39

Client ID:

Instrument: Voa101.i

Sample Info: 11406036-49,31,10,,a

Purge Volume: 10.0

Operator: PD

Column phase:

Column diameter: 0.18

49 trichloroethene

Concentration: 10.356 ngs

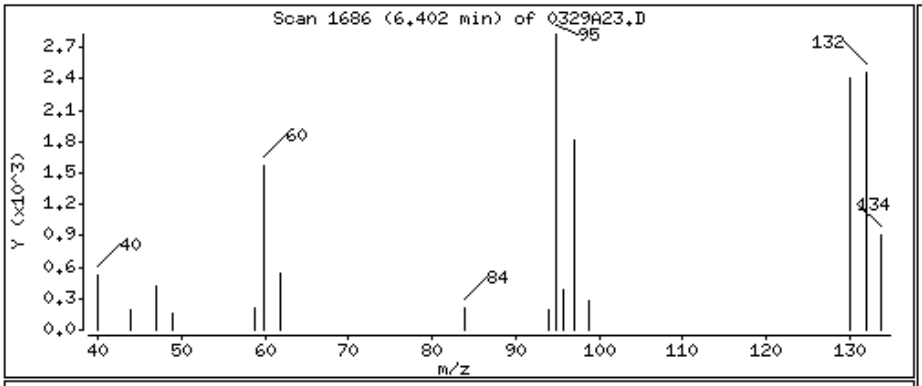

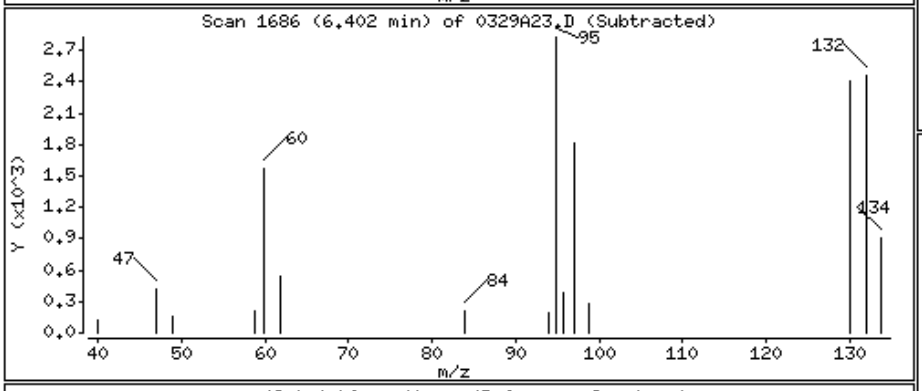

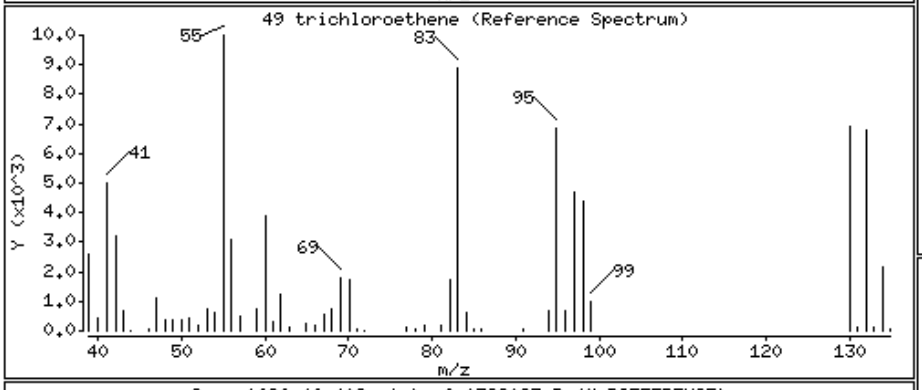

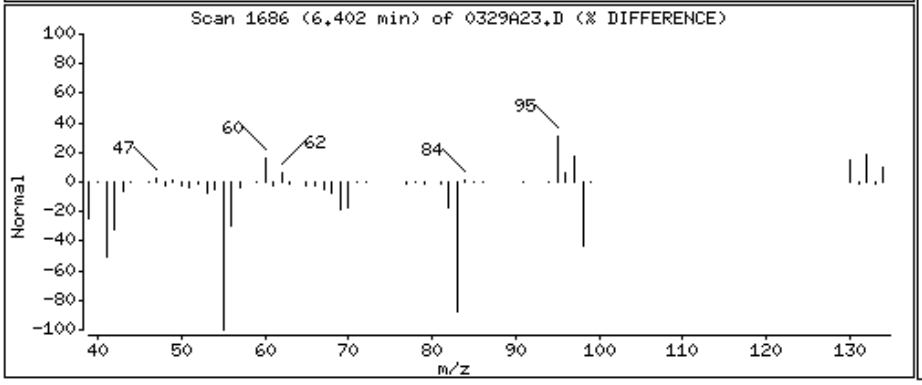

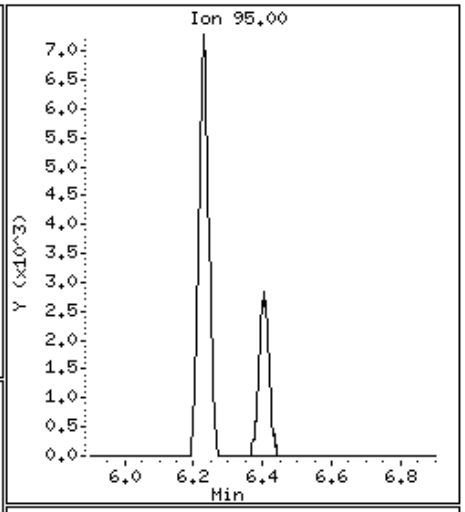

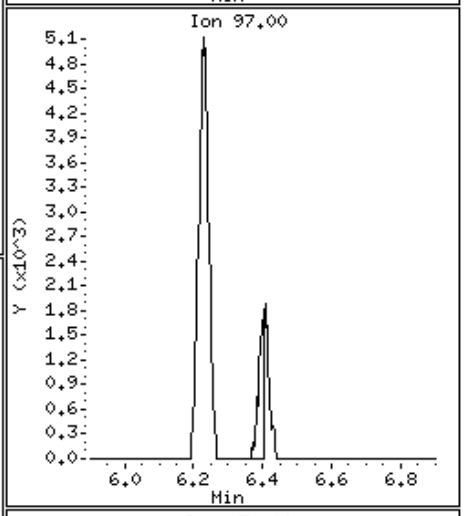

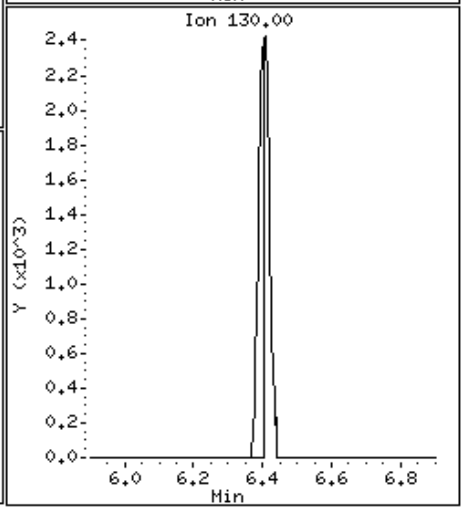

Data File: \\Orgserv2\ff\chem\GCMSVOA\Voa101.i\140329.b\0329A23.D

Date : 29-MAR-2014 21:39

Client ID:

Instrument: Voa101.i

Sample Info: l1406036-49,31,10,,a

Purge Volume: 10.0

Operator: PD

Column phase:

Column diameter: 0.18

63 tetrachloroethene

Concentration: 2.774 ngs

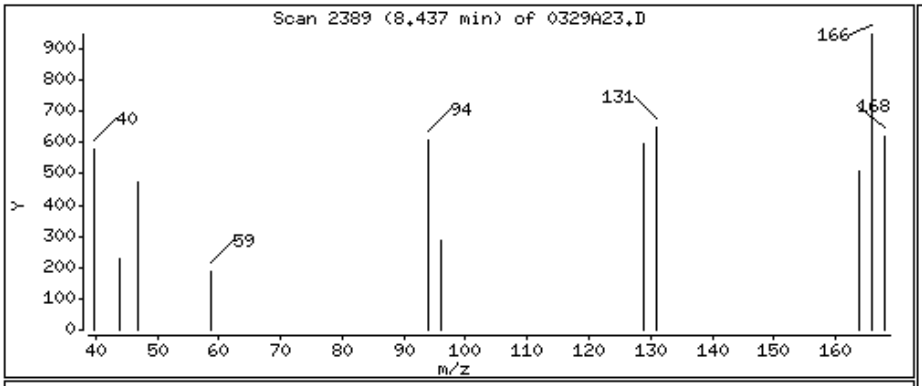

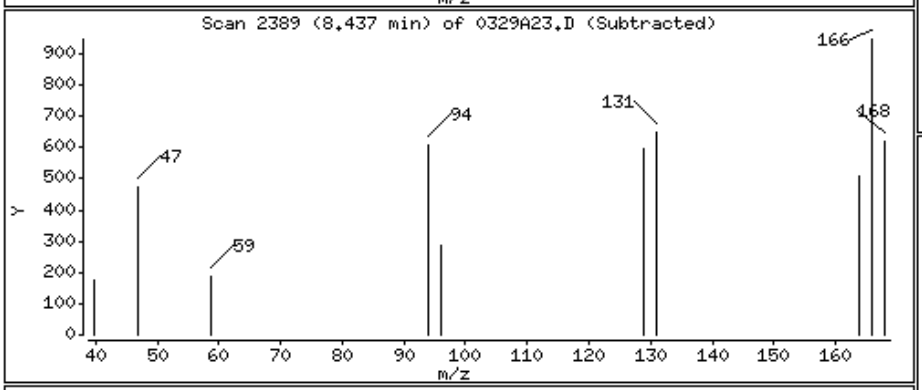

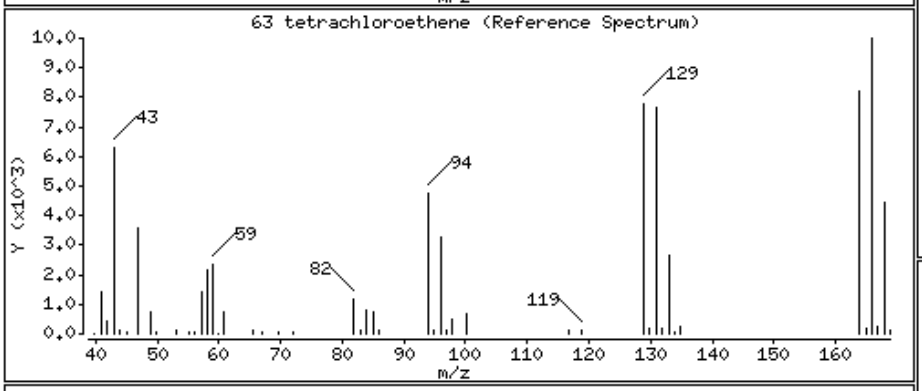

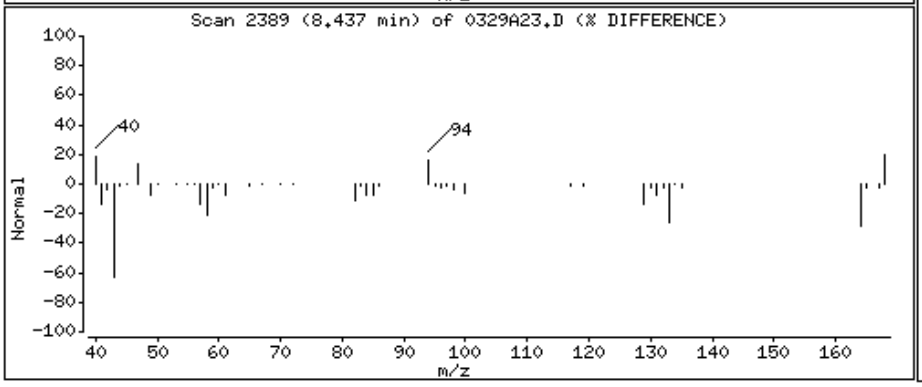

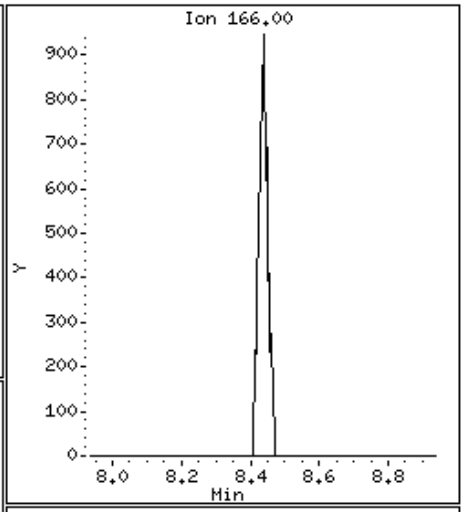

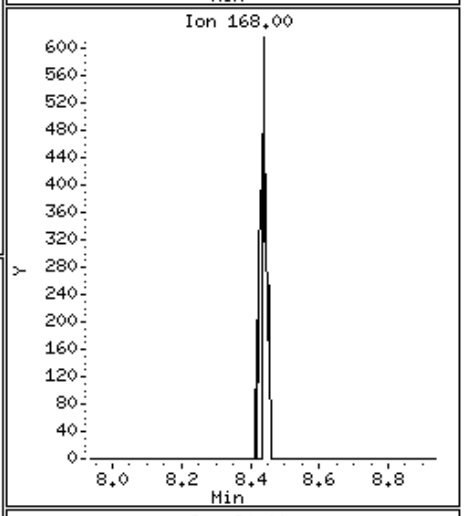

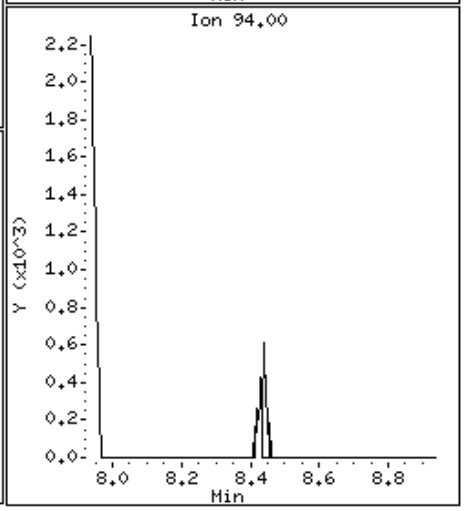

Alpha Analytical Labs

Manual Integration

Sample Info : l1406036-49,31,10,,a
wg678899,ical9333

Instrument ID : Voa101.i
Method : liq8260C.m
File : 0329A23.D
Injection Date : 29-MAR-2014 21:39
Quantitation : ISTD Integrator : HP RTE
Dilution Factor : 1.00 Sample Type: SAMPLE

This File has no version history.

//Orgserv2/ff/chem/GCMSVOA/Voa101.i/140329.b/original/0329A23.D

Alpha Analytical Labs

gc/ms voa - Elaine

Data file : \\Orgserv2\ff\chem\GCMSVOA\Elaine.i\140329.b\0329A20.D
Lab Smp Id:
Inj Date : 29-MAR-2014 21:41
Operator : PD Inst ID: Elaine.i
Smp Info : l1406036-30,31,10,,a
Misc Info : wg678962,ical9341
Comment :
Method : \\Orgserv2\ff\chem\GCMSVOA\Elaine.i\140329.b\liq8260C.m
Meth Date : 30-Mar-2014 21:28 pduczmalew Quant Type: ISTD
Cal Date : 24-MAR-2014 23:22 Cal File: 0324A06.D
Als bottle: 1
Dil Factor: 1.00000
Integrator: HP RTE Compound Sublist: NJTCL.sub
Target Version: 4.12
Processing Host: VIRTUALXP-76524

Concentration Formula: Amt * DF * CpndVariable
Cpnd Variable Local Compound Variable

	Compounds	QUANT SIG MASS	RT	EXP RT	REL RT	RESPONSE	CONCENTRATIONS ON-COLUMN (ngs)	FINAL (ngs)	REVIEW CODE
	1 dichlorodifluoromethane	85	Compound Not Detected.						
	2 chloromethane	50	Compound Not Detected.						
	3 vinyl chloride	62	Compound Not Detected.						
	4 bromomethane	94	Compound Not Detected.						
	5 chloroethane	64	Compound Not Detected.						
	6 trichlorofluoromethane	101	Compound Not Detected.						
	9 freon-113	101	Compound Not Detected.						
	10 acetone	43	4.377	4.377	(0.485)	3710	45.4763	45.476	
	11 1,1,-dichloroethene	96	Compound Not Detected.						
	13 Methyl Acetate	43	Compound Not Detected.						
	14 methylene chloride	84	Compound Not Detected.						
	15 carbon disulfide	76	Compound Not Detected.						
	17 methyl tert butyl ether	73	Compound Not Detected.						
	19 trans-1,2-dichloroethene	96	Compound Not Detected.						
	23 1,1-dichloroethane	63	Compound Not Detected.						
	26 2-butanone	43	Compound Not Detected.						
	29 cis-1,2-dichloroethene	96	Compound Not Detected.						
	30 chloroform	83	Compound Not Detected.						
	31 bromochloromethane	128	Compound Not Detected.						
$	34 dibromofluoromethane	113	7.786	7.786	(0.862)	32831	95.1155	95.115	
	36 1,1,1-trichloroethane	97	Compound Not Detected.						
	37 Cyclohexane	56	Compound Not Detected.						
	39 carbontetrachloride	117	Compound Not Detected.						
$	41 1,2-dichloroethane-d4	65	8.535	8.535	(0.945)	41107	99.0917	99.091	
	42 1,2-dichloroethane	62	Compound Not Detected.						
	43 benzene	78	Compound Not Detected.						
*	45 flourobenzene	96	9.031	9.031	(1.000)	149228	100.000		
	47 trichloroethene	95	Compound Not Detected.						

	Compounds	QUANT SIG MASS	RT	EXP RT	REL RT	RESPONSE	CONCENTRATIONS ON-COLUMN (ngs)	CONCENTRATIONS FINAL (ngs)	REVIEW CODE
	48 methyl cyclohexane	83	Compound Not Detected.						
	49 1,2-dichloropropane	63	Compound Not Detected.						
	50 bromodichloromethane	83	Compound Not Detected.						
	51 1,4-Dioxane	88	Compound Not Detected.						
	54 4-methyl-2-pentanone	58	Compound Not Detected.						
	57 cis-1,3-dichloropropene	75	Compound Not Detected.						
$	58 toluene-d8	98	11.553	11.564	(0.820)	169259	101.256	101.256	
	59 toluene	92	Compound Not Detected.						
	62 trans-1,3-dichloropropene	75	Compound Not Detected.						
	64 2-hexanone	43	Compound Not Detected.						
	63 1,1,2-trichloroethane	83	Compound Not Detected.						
	66 tetrachloroethene	166	Compound Not Detected.						
	67 chlorodibromomethane	129	Compound Not Detected.						
	68 1,2-dibromoethane	107	Compound Not Detected.						
*	69 chlorobenzene-d5	117	14.086	14.086	(1.000)	132067	100.000		
	70 chlorobenzene	112	Compound Not Detected.						
	72 ethyl benzene	91	Compound Not Detected.						
	73 p/m xylene	106	Compound Not Detected.						
	74 o xylene	106	Compound Not Detected.						
	75 styrene	104	Compound Not Detected.						
	76 isopropylbenzene	105	Compound Not Detected.						
	77 bromoform	173	Compound Not Detected.						
	79 1,1,2,2,-tetrachloroethane	83	Compound Not Detected.						
$	80 4-bromofluorobenzene	95	16.218	16.218	(0.883)	74188	102.791	102.790	
	93 1,3-dichlorobenzene	146	Compound Not Detected.						
*	94 1,4-dichlorobenzene-d4	152	18.360	18.360	(1.000)	58928	100.000		
	95 1,4-dichlorobenzene	146	Compound Not Detected.						
	98 1,2-dichlorobenzene	146	Compound Not Detected.						
	100 1,2-dibromo-3-chloropropane	75	Compound Not Detected.						
	102 1,2,4-trichlorobenzene	180	Compound Not Detected.						
	105 1,2,3-trichlorobenzene	180	Compound Not Detected.						

Alpha Analytical Labs

gc/ms voa - Elaine

Data file : \\Orgserv2\ff\chem\GCMSVOA\Elaine.i\140329.b\0329A20.D
Lab Smp Id:
Inj Date : 29-MAR-2014 21:41
Operator : PD Inst ID: Elaine.i
Smp Info : l1406036-30,31,10,,a
Misc Info : wg678962,ical9341
Comment :
Method : \\Orgserv2\ff\chem\GCMSVOA\Elaine.i\140329.b\liq8260C.m
Meth Date : 30-Mar-2014 21:28 pduczmalew Quant Type: ISTD
Cal Date : 24-MAR-2014 23:22 Cal File: 0324A06.D
Als bottle: 1
Dil Factor: 1.00000
Integrator: HP RTE Compound Sublist: NJTCL.sub
Target Version: 4.12
Processing Host: VIRTUALXP-76524

- NO TENTATIVELY IDENTIFIED COMPOUNDS -

Alpha Analytical Labs

INTERNAL STANDARD COMPOUNDS
AREA AND RT SUMMARY

Instrument ID: Elaine.i
Lab File ID: 0329A20.D
Lab Smp Id:
Analysis Type: VOA
Quant Type: ISTD
Operator: PD
Method File: \\Orgserv2\ff\chem\GCMSVOA\Elaine.i\140329.b\liq8260C.m
Misc Info: wg678962,ical9341

Calibration Date: 29-MAR-2014
Calibration Time: 11:14
Level: LOW
Sample Type: WATER

Test Mode:
Use Last Continuing Calibrator.
If Continuing Cal. use Initial Cal. Level 3

COMPOUND	STANDARD	AREA LIMIT LOWER	AREA LIMIT UPPER	SAMPLE	%DIFF
45 flourobenzene	216817	108409	433634	149228	-31.17
69 chlorobenzene-d5	183807	91904	367614	132067	-28.15
94 1,4-dichlorobenze	94614	47307	189228	58928	-37.72

COMPOUND	STANDARD	RT LIMIT LOWER	RT LIMIT UPPER	SAMPLE	%DIFF
45 flourobenzene	9.03	8.53	9.53	9.03	0.00
69 chlorobenzene-d5	14.09	13.59	14.59	14.09	0.00
94 1,4-dichlorobenze	18.36	17.86	18.86	18.36	0.00

AREA UPPER LIMIT = +100% of internal standard area.
AREA LOWER LIMIT = - 50% of internal standard area.
RT UPPER LIMIT = + 0.50 minutes of internal standard RT.
RT LOWER LIMIT = - 0.50 minutes of internal standard RT.

Alpha Analytical Labs

RECOVERY REPORT

Client Name: Client SDG: SDGa00307
Sample Matrix: LIQUID Fraction: VOA
Lab Smp Id:
Level: LOW Operator: PD
Data Type: MS DATA SampleType: SAMPLE
SpikeList File: curveall.spk Quant Type: ISTD
Sublist File: NJTCL.sub
Method File: \\Orgserv2\ff\chem\GCMSVOA\Elaine.i\140329.b\liq8260C.m
Misc Info: wg678962,ical9341

SURROGATE COMPOUND	AMOUNT ADDED ngs	AMOUNT RECOVERED ngs	% RECOVERED	LIMITS
$ 34 dibromofluorometha	100.000	95.115	95.12	70-130
$ 41 1,2-dichloroethane	100.000	99.091	99.09	70-130
$ 58 toluene-d8	100.000	101.256	101.26	70-130
$ 80 4-bromofluorobenze	100.000	102.790	102.79	70-130

Data File: \\Orgserv2\ff\chem\GCMSVOA\Elaine.i\140329.b\0329A20.D
Date : 29-MAR-2014 21:41
Client ID:
Sample Info: 11406036-30,31,10,,a
Purge Volume: 10.0
Column phase:

Instrument: Elaine.i
Operator: PD
Column diameter: 0.18

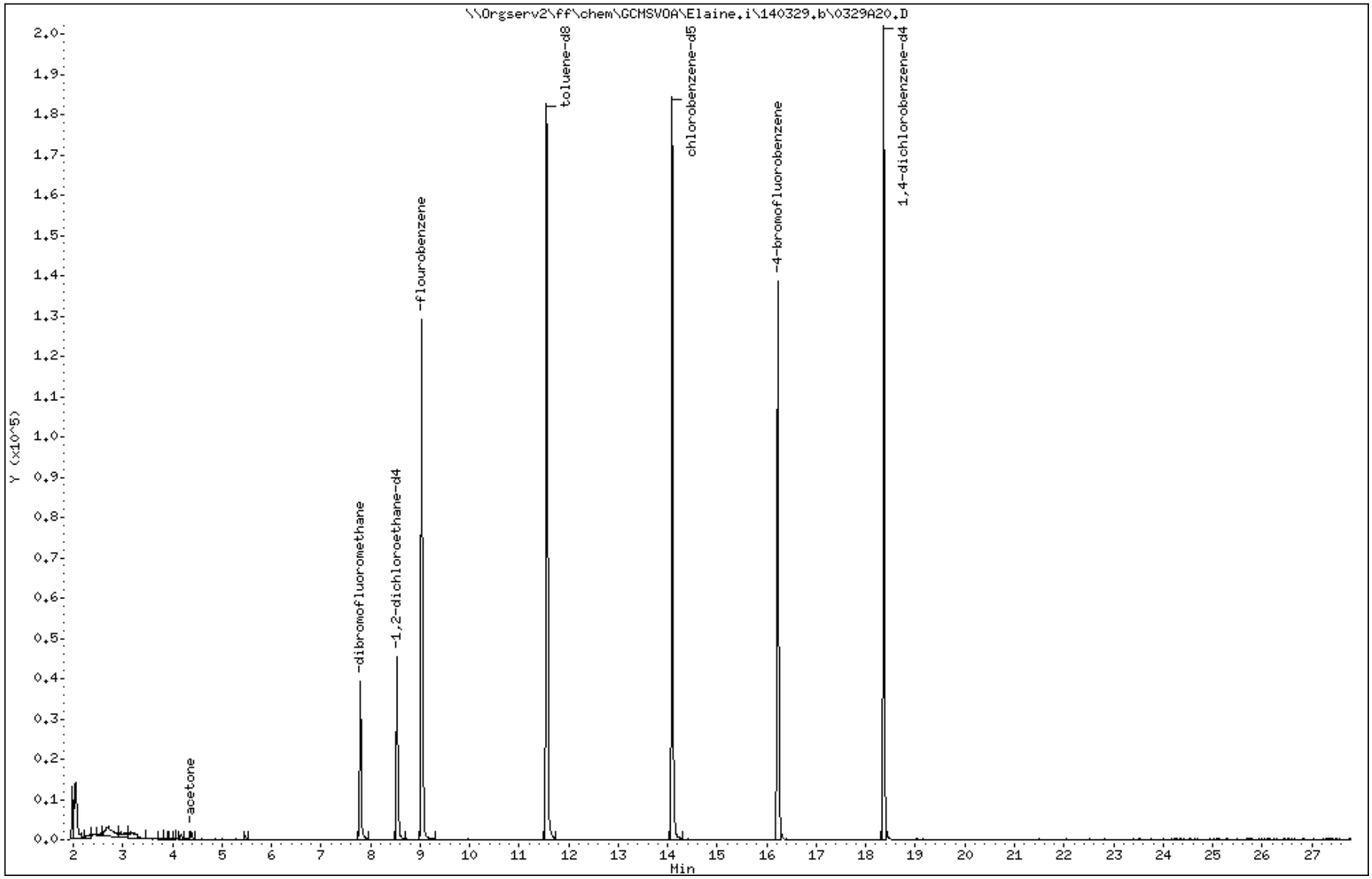

Data File: \\Orgserv2\ff\chem\GCMSVOA\Elaine.i\140329.b\0329A20.D

Date : 29-MAR-2014 21:41

Client ID:

Instrument: Elaine.i

Sample Info: 11406036-30,31,10,,a

Purge Volume: 10.0

Operator: PD

Column phase:

Column diameter: 0.18

10 acetone

Concentration: 45.476 ngs

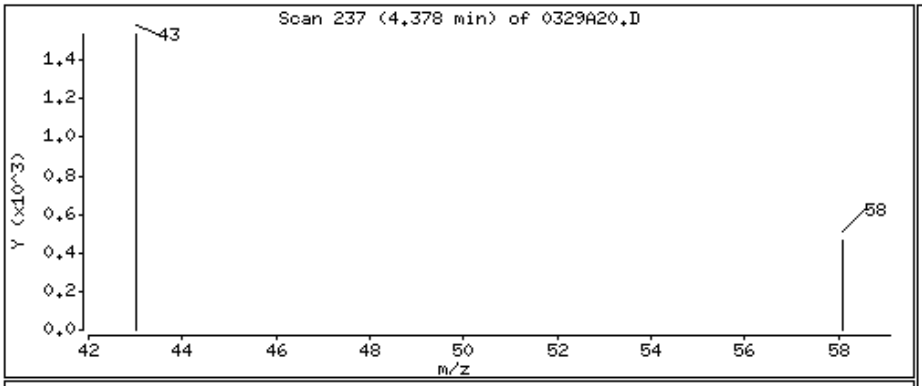

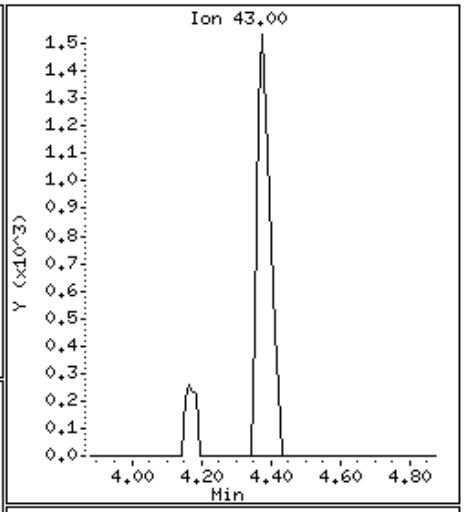

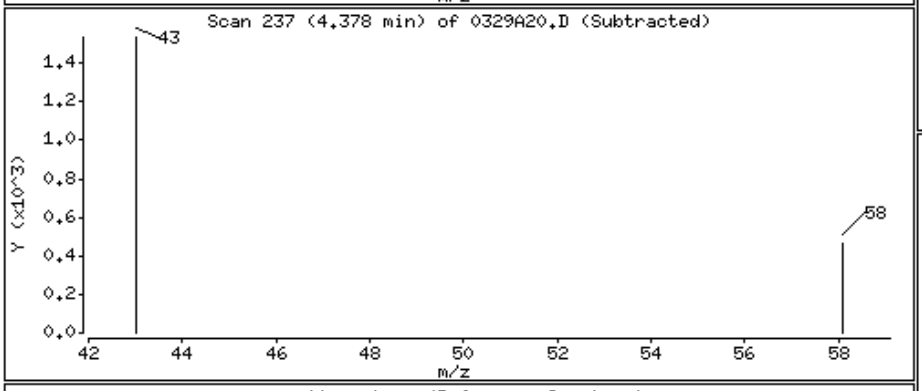

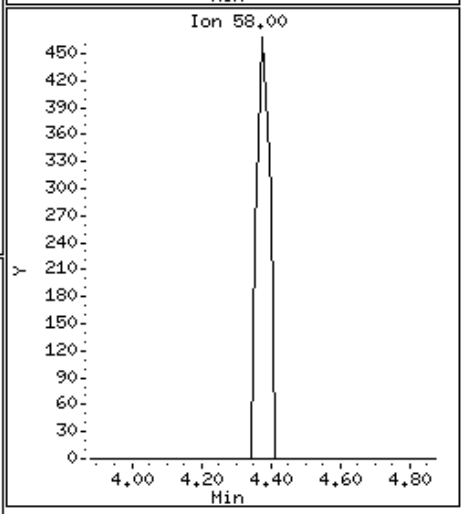

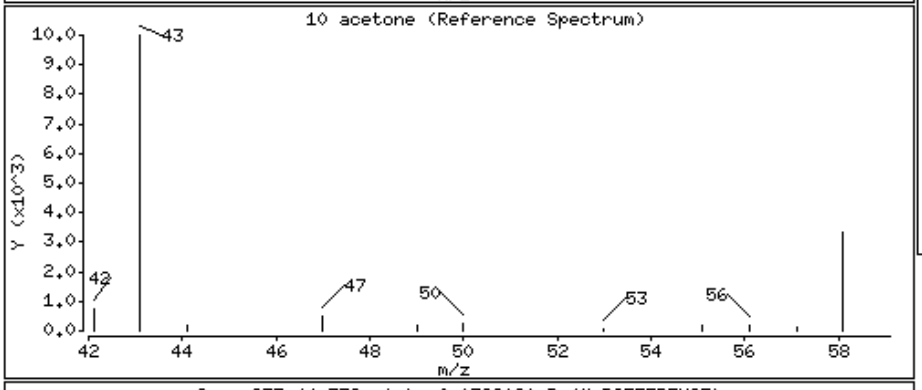

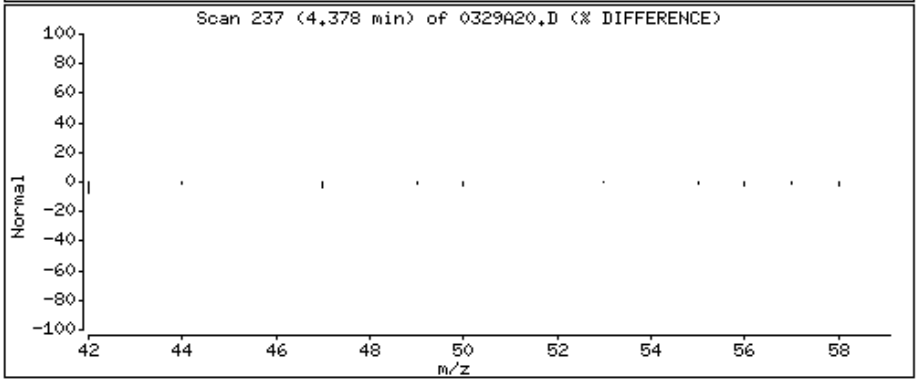

Alpha Analytical Labs

Manual Integration

Sample Info	: l1406036-30,31,10,,a wg678962,ical9341		
Instrument ID	: Elaine.i		
Method	: liq8260C.m		
File	: 0329A20.D		
Injection Date	: 29-MAR-2014 21:41		
Quantitation	: ISTD	Integrator :	HP RTE
Dilution Factor	: 1.00	Sample Type:	SAMPLE

This File has no version history.

//Orgserv2/ff/chem/GCMSVOA/Elaine.i/140329.b/original/0329A20.D

Alpha Analytical Labs

gc/ms voa - VOA101

Data file : \\Orgserv2\ff\chem\GCMSVOA\Voa101.i\140329.b\0329A24.D
Lab Smp Id:
Inj Date : 29-MAR-2014 22:08
Operator : PD Inst ID: Voa101.i
Smp Info : l1406036-50,31,10,,a
Misc Info : wg678899,ical9333
Comment :
Method : \\Orgserv2\ff\chem\GCMSVOA\Voa101.i\140329.b\liq8260C.m
Meth Date : 29-Mar-2014 15:20 ppaveglio Quant Type: ISTD
Cal Date : 24-MAR-2014 14:57 Cal File: 0324A12.D
Als bottle: 24
Dil Factor: 1.00000
Integrator: HP RTE Compound Sublist: NJTCL.sub
Target Version: 4.12
Processing Host: VIRTUALXP-76524

Concentration Formula: Amt * DF * CpndVariable
Cpnd Variable Local Compound Variable

	Compounds	QUANT SIG MASS	RT	EXP RT	REL RT	RESPONSE	CONCENTRATIONS ON-COLUMN (ngs)	FINAL (ngs)	REVIEW CODE
	1 dichlorodifluoromethane	85	Compound Not Detected.						
	2 chloromethane	50	Compound Not Detected.						
	3 vinyl chloride	62	Compound Not Detected.						
	4 bromomethane	94	Compound Not Detected.						
	5 chloroethane	64	Compound Not Detected.						
	6 trichlorofluoromethane	101	Compound Not Detected.						
	8 1,1,-dichloroethene	96	Compound Not Detected.						
	11 freon-113	101	Compound Not Detected.						
	10 carbon disulfide	76	Compound Not Detected.						
	14 methylene chloride	84	Compound Not Detected.						
	15 acetone	43	3.734	3.735	(0.599)	3582	28.1940	28.193	
	16 trans-1,2-dichloroethene	96	Compound Not Detected.						
	17 Methyl Acetate	43	Compound Not Detected.						
	18 methyl tert butyl ether	73	Compound Not Detected.						
	22 1,1-dichloroethane	63	Compound Not Detected.						
	27 cis-1,2-dichloroethene	96	Compound Not Detected.						
	29 bromochloromethane	128	Compound Not Detected.						
	30 Cyclohexane	56	Compound Not Detected.						
	31 chloroform	83	5.231	5.223	(0.839)	6439	6.70650	6.706(Q)	
	33 carbontetrachloride	117	Compound Not Detected.						
$	36 dibromofluoromethane	113	5.405	5.405	(0.867)	49383	110.541	110.541	
	37 1,1,1-trichloroethane	97	Compound Not Detected.						
	38 2-butanone	43	Compound Not Detected.						
	40 benzene	78	Compound Not Detected.						
$	42 1,2-dichloroethane-d4	65	5.946	5.941	(0.954)	56396	113.859	113.859	
	43 1,2-dichloroethane	62	Compound Not Detected.						
*	45 flourobenzene	96	6.233	6.227	(1.000)	170450	100.000		
	49 trichloroethene	95	6.407	6.401	(1.028)	2519	4.43992	4.439(QM)	M1
	46 methyl cyclohexane	83	Compound Not Detected.						

	Compounds	QUANT SIG MASS	RT	EXP RT	REL RT	RESPONSE	CONCENTRATIONS ON-COLUMN (ngs)	CONCENTRATIONS FINAL (ngs)	REVIEW CODE
	52 1,2-dichloropropane	63	Compound Not Detected.						
	53 bromodichloromethane	83	Compound Not Detected.						
	56 1,4-Dioxane	88	Compound Not Detected.						
	58 cis-1,3-dichloropropene	75	Compound Not Detected.						
$	59 toluene-d8	98	7.933	7.933	(0.810)	170744	91.4156	91.415	
	60 toluene	92	Compound Not Detected.						
	62 4-methyl-2-pentanone	58	Compound Not Detected.						
	63 tetrachloroethene	166	Compound Not Detected.						
	64 trans-1,3-dichloropropene	75	Compound Not Detected.						
	68 1,1,2-trichloroethane	83	Compound Not Detected.						
	69 chlorodibromomethane	129	Compound Not Detected.						
	71 1,2-dibromoethane	107	Compound Not Detected.						
	73 2-hexanone	43	Compound Not Detected.						
*	74 chlorobenzene-d5	117	9.791	9.786	(1.000)	138477	100.000		
	75 chlorobenzene	112	Compound Not Detected.						
	76 ethyl benzene	91	Compound Not Detected.						
	78 p/m xylene	106	Compound Not Detected.						
	79 o xylene	106	Compound Not Detected.						
	80 styrene	104	Compound Not Detected.						
	81 bromoform	173	Compound Not Detected.						
	82 isopropylbenzene	105	Compound Not Detected.						
$	83 4-bromofluorobenzene	95	11.251	11.251	(0.904)	62105	100.525	100.524	
	88 1,1,2,2,-tetrachloroethane	83	Compound Not Detected.						
	99 1,3-dichlorobenzene	146	Compound Not Detected.						
*	100 1,4-dichlorobenzene-d4	152	12.444	12.441	(1.000)	59747	100.000		
	101 1,4-dichlorobenzene	146	Compound Not Detected.						
	104 1,2-dichlorobenzene	146	Compound Not Detected.						
	106 1,2-dibromo-3-chloropropane	75	Compound Not Detected.						
	109 1,2,4-trichlorobenzene	180	Compound Not Detected.						
	111 1,2,3-trichlorobenzene	180	Compound Not Detected.						

QC Flag Legend

Q - Qualifier signal failed the ratio test.
M - Compound response manually integrated.

Alpha Analytical Labs

gc/ms voa - VOA101

Data file : \\Orgserv2\ff\chem\GCMSVOA\Voa101.i\140329.b\0329A24.D
Lab Smp Id:
Inj Date : 29-MAR-2014 22:08
Operator : PD Inst ID: Voa101.i
Smp Info : l1406036-50,31,10,,a
Misc Info : wg678899,ical9333
Comment :
Method : \\Orgserv2\ff\chem\GCMSVOA\Voa101.i\140329.b\liq8260C.m
Meth Date : 29-Mar-2014 15:20 ppaveglio Quant Type: ISTD
Cal Date : 24-MAR-2014 14:57 Cal File: 0324A12.D
Als bottle: 24
Dil Factor: 1.00000
Integrator: HP RTE Compound Sublist: NJTCL.sub
Target Version: 4.12
Processing Host: VIRTUALXP-76524

- NO TENTATIVELY IDENTIFIED COMPOUNDS -

Alpha Analytical Labs

INTERNAL STANDARD COMPOUNDS
AREA AND RT SUMMARY

Instrument ID: Voa101.i
Lab File ID: 0329A24.D
Lab Smp Id:
Analysis Type: VOA
Quant Type: ISTD
Operator: PD
Method File: \\Orgserv2\ff\chem\GCMSVOA\Voa101.i\140329.b\liq8260C.m
Misc Info: wg678899,ical9333

Calibration Date: 29-MAR-2014
Calibration Time: 11:27
Level: LOW
Sample Type: WATER

Test Mode:
Use Last Continuing Calibrator.
If Continuing Cal. use Initial Cal. Level 3

		AREA LIMIT			
COMPOUND	STANDARD	LOWER	UPPER	SAMPLE	%DIFF
45 flourobenzene	220923	110462	441846	170450	-22.85
74 chlorobenzene-d5	175802	87901	351604	138477	-21.23
100 1,4-dichlorobenze	84508	42254	169016	59747	-29.30

		RT LIMIT			
COMPOUND	STANDARD	LOWER	UPPER	SAMPLE	%DIFF
45 flourobenzene	6.23	5.73	6.73	6.23	0.09
74 chlorobenzene-d5	9.79	9.29	10.29	9.79	0.06
100 1,4-dichlorobenze	12.44	11.94	12.94	12.44	0.02

AREA UPPER LIMIT = +100% of internal standard area.
AREA LOWER LIMIT = - 50% of internal standard area.
RT UPPER LIMIT = + 0.50 minutes of internal standard RT.
RT LOWER LIMIT = - 0.50 minutes of internal standard RT.

Alpha Analytical Labs

RECOVERY REPORT

Client Name: Client SDG: SDGa00307
Sample Matrix: LIQUID Fraction: VOA
Lab Smp Id:
Level: LOW Operator: PD
Data Type: MS DATA SampleType: SAMPLE
SpikeList File: curveallim.spk Quant Type: ISTD
Sublist File: NJTCL.sub
Method File: \\Orgserv2\ff\chem\GCMSVOA\Voa101.i\140329.b\liq8260C.m
Misc Info: wg678899,ical9333

SURROGATE COMPOUND	AMOUNT ADDED ngs	AMOUNT RECOVERED ngs	% RECOVERED	LIMITS
$ 36 dibromofluorometha	100.000	110.541	110.54	70-130
$ 42 1,2-dichloroethane	100.000	113.859	113.86	70-130
$ 59 toluene-d8	100.000	91.415	91.42	70-130
$ 83 4-bromofluorobenze	100.000	100.524	100.52	70-130

Data File: \\Orgserv2\ff\chem\GCMSVOA\Voa101.i\140329.b\0329A24.D
Date : 29-MAR-2014 22:08
Client ID:
Sample Info: 11406036-50,31,10,,a
Purge Volume: 10.0
Column phase:

Instrument: Voa101.i
Operator: PD
Column diameter: 0.18

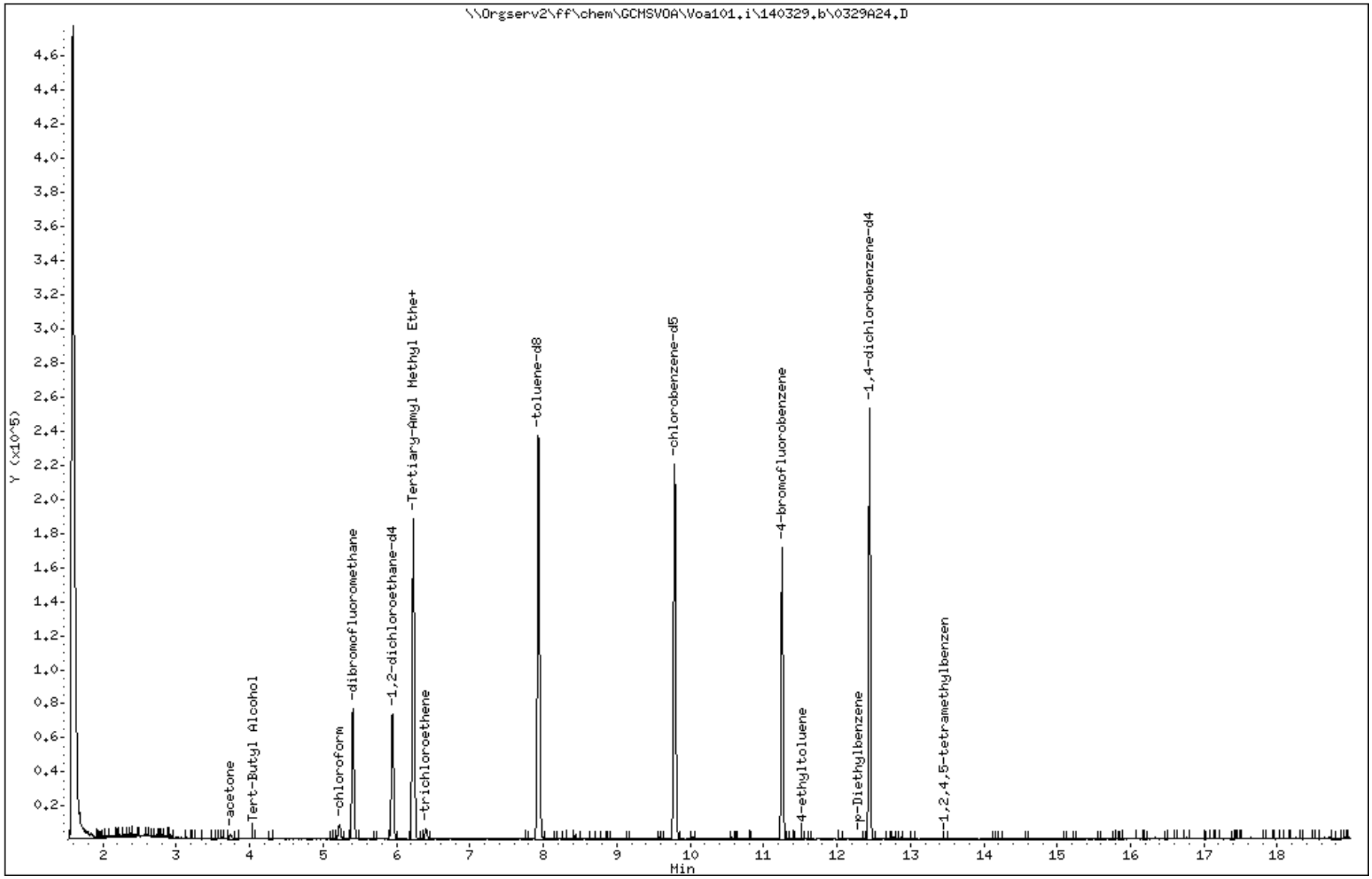

Data File: \\Orgserv2\ff\chem\GCMSVOA\Voa101.i\140329.b\0329A24.D

Date : 29-MAR-2014 22:08

Client ID:

Instrument: Voa101.i

Sample Info: 11406036-50,31,10,,a

Purge Volume: 10.0

Operator: PD

Column phase:

Column diameter: 0.18

15 acetone

Concentration: 28.193 ngs

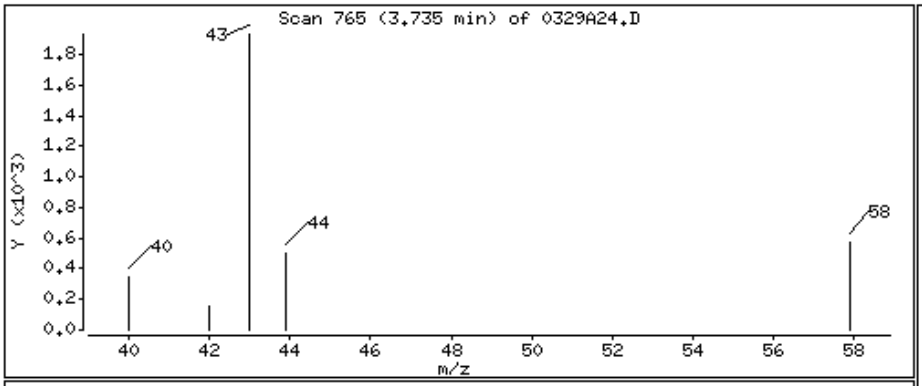

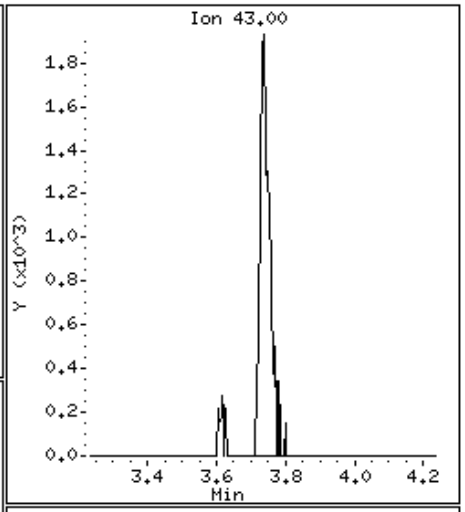

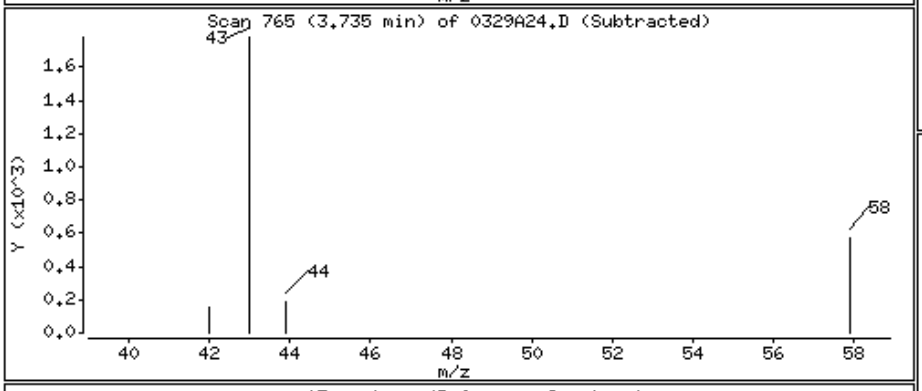

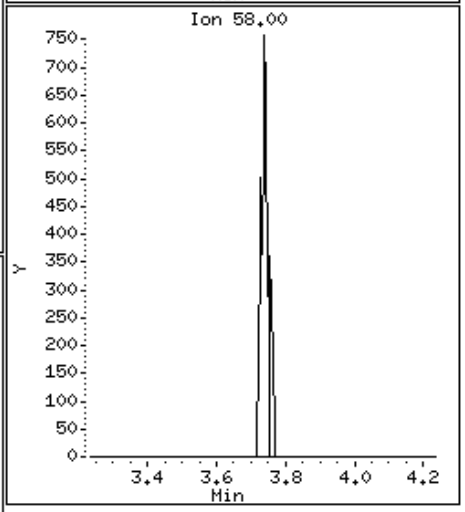

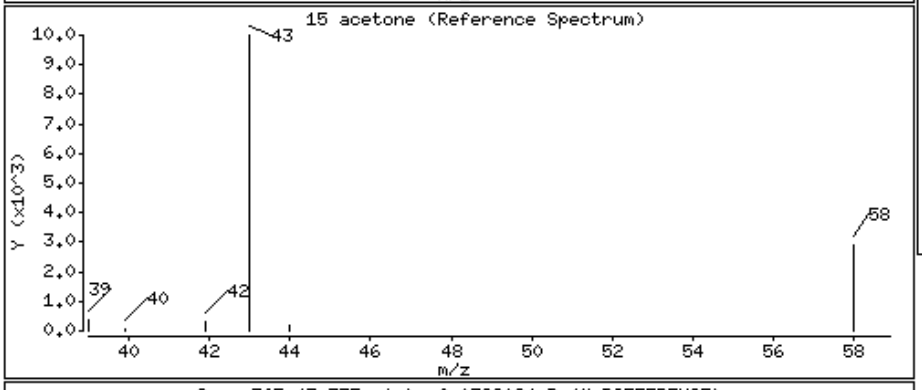

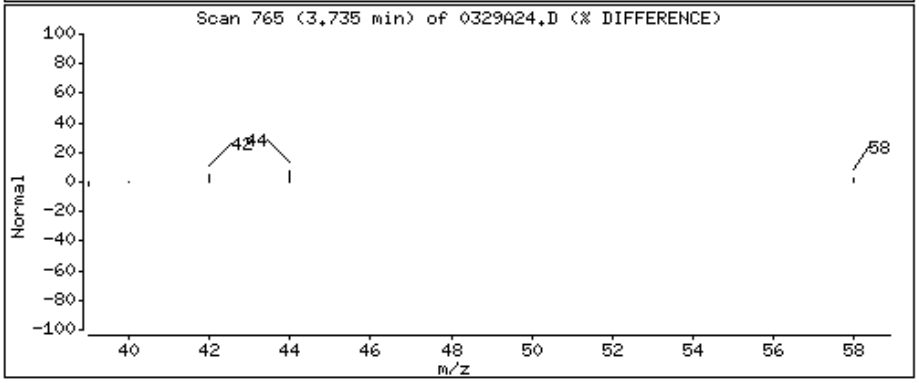

Data File: \\Orgserv2\ff\chem\GCMSVOA\Voa101.i\140329.b\0329A24.D

Date : 29-MAR-2014 22:08

Client ID:

Instrument: Voa101.i

Sample Info: l1406036-50,31,10,,a

Purge Volume: 10.0

Operator: PD

Column phase:

Column diameter: 0.18

31 chloroform

Concentration: 6.706 ngs

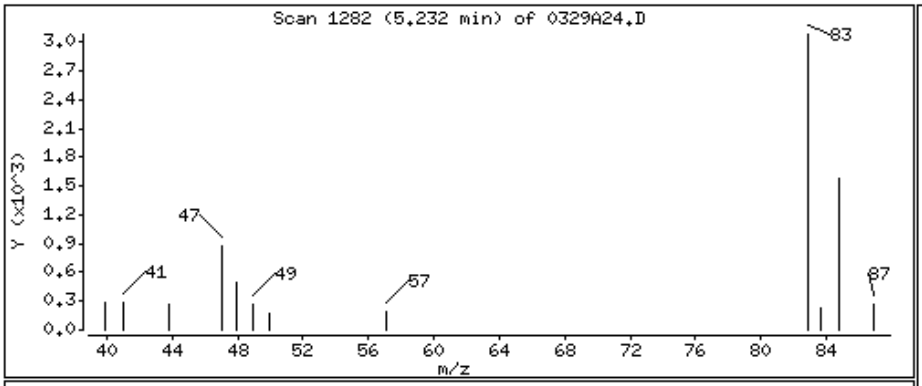

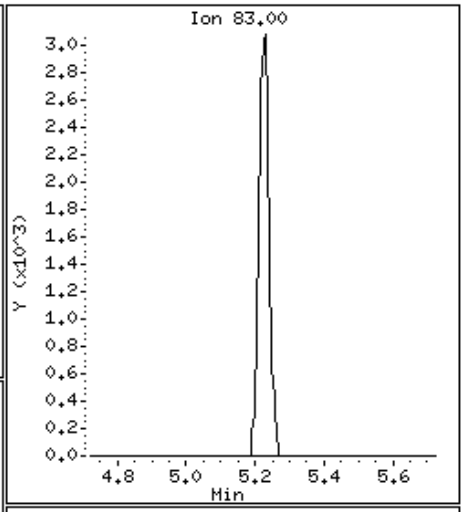

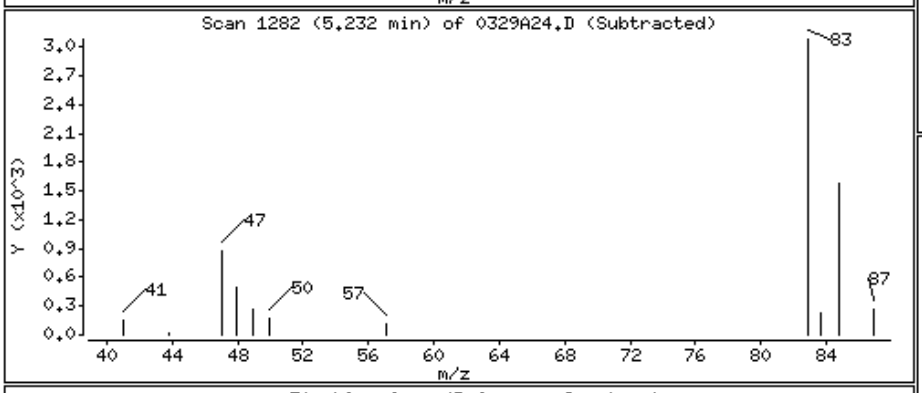

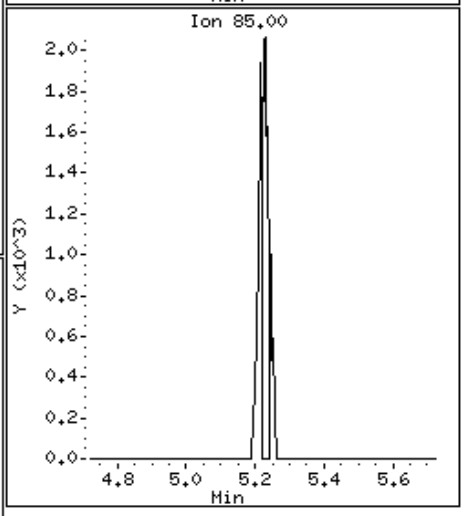

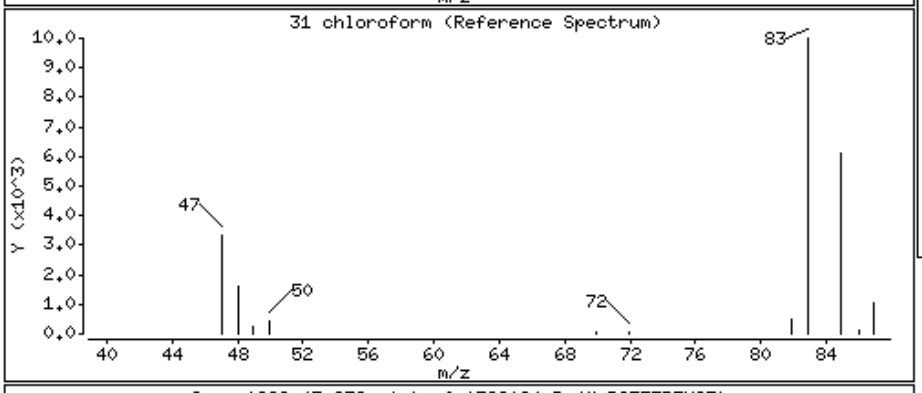

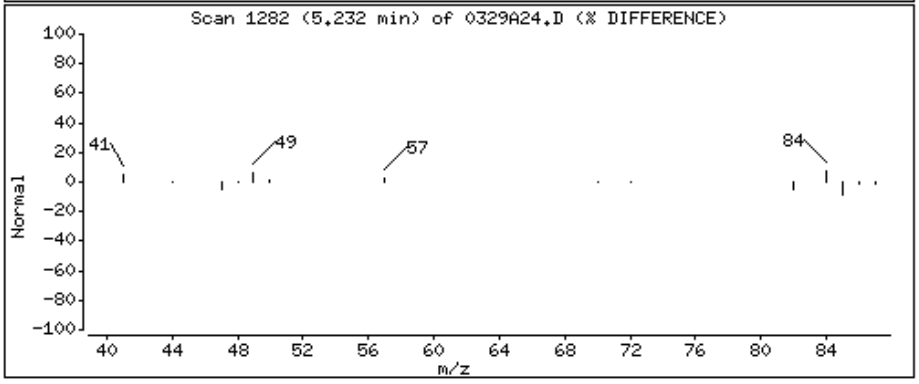

Data File: \\Orgserv2\ff\chem\GCMSVOA\Voa101.i\140329.b\0329A24.D

Date : 29-MAR-2014 22:08

Client ID:

Instrument: Voa101.i

Sample Info: 11406036-50,31,10,,a

Purge Volume: 10.0

Operator: PD

Column phase:

Column diameter: 0.18

49 trichloroethene

Concentration: 4.439 ngs

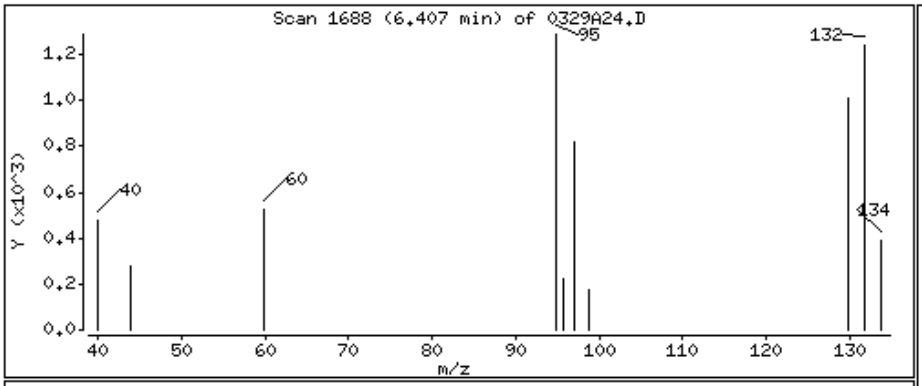

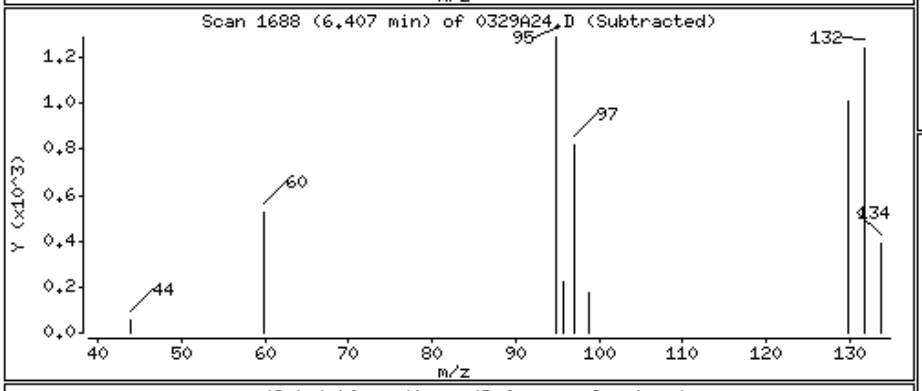

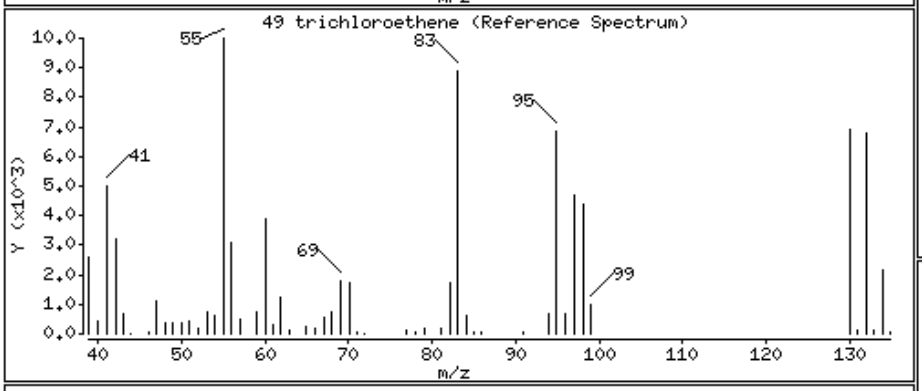

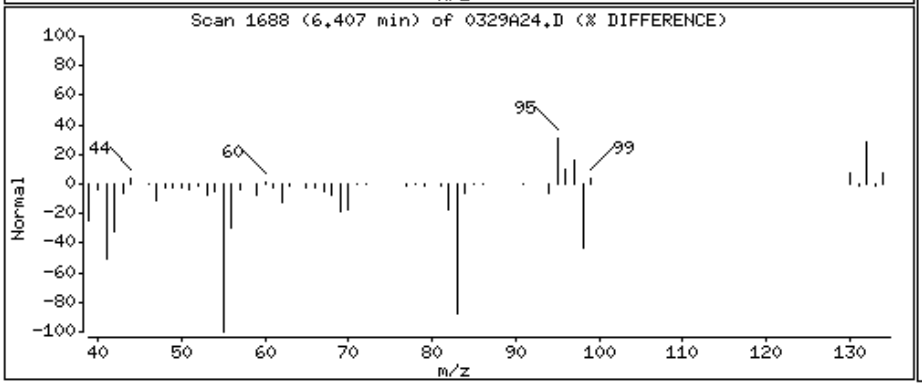

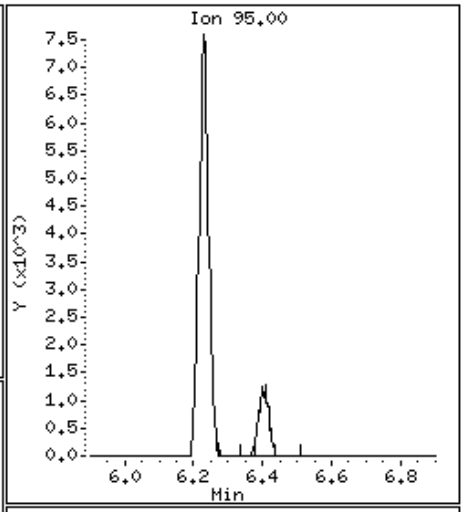

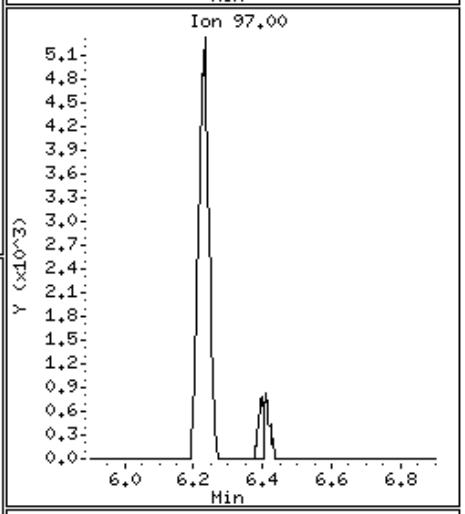

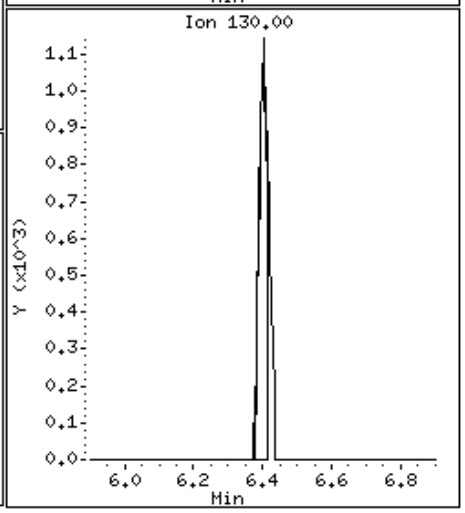

Alpha Analytical Labs

Manual Integration

Sample Info	: l1406036-50,31,10,,a wg678899,ical9333		
Instrument ID	: Voa101.i		
Method	: liq8260C.m		
File	: 0329A24.D		
Injection Date	: 29-MAR-2014 22:08		
Quantitation	: ISTD	Integrator :	HP RTE
Dilution Factor	: 1.00	Sample Type:	SAMPLE

This File has no version history.

//Orgserv2/ff/chem/GCMSVOA/Voa101.i/140329.b/original/0329A24.D

Alpha Analytical Labs

gc/ms voa

Data file : \\Orgserv2\ff\chem\GCMSVOA\Gonzo.i\140329.b\0329A20.D
Lab Smp Id:
Inj Date : 29-MAR-2014 22:13
Operator : PD Inst ID: Gonzo.i
Smp Info : l1406036-48D,31,4,,a
Misc Info : wg678895,ical9343
Comment :
Method : \\Orgserv2\ff\chem\GCMSVOA\Gonzo.i\140329.b\v10ml8260.m
Meth Date : 30-Mar-2014 20:50 pduczmalew Quant Type: ISTD
Cal Date : 25-MAR-2014 03:06 Cal File: 0324N12.D
Als bottle: 56
Dil Factor: 2.50000
Integrator: HP RTE Compound Sublist: NJTCL.sub
Target Version: 4.12
Processing Host: VIRTUALXP-76524

Concentration Formula: Amt * DF * CpndVariable
Cpnd Variable Local Compound Variable

	Compounds	QUANT SIG MASS	RT	EXP RT	REL RT	RESPONSE	CONCENTRATIONS ON-COLUMN (ngs)	FINAL (ngs)	REVIEW CODE
1	dichlorodifluoromethane	85	Compound Not Detected.						
2	chloromethane	50	Compound Not Detected.						
3	vinyl chloride	62	Compound Not Detected.						
4	bromomethane	94	Compound Not Detected.						
5	chloroethane	64	Compound Not Detected.						
6	trichlorofluoromethane	101	Compound Not Detected.						
9	Freon 113	101	5.090	5.090	(0.555)	8410	4.44774	11.119(M)	M1
10	acetone	43	Compound Not Detected.						
11	1,1,-dichloroethene	96	Compound Not Detected.						
14	Methyl Acetate	43	Compound Not Detected.						
15	methylene chloride	84	Compound Not Detected.						
16	carbon disulfide	76	Compound Not Detected.						
20	methyl tert butyl ether	73	Compound Not Detected.						
22	trans-1,2-dichloroethene	96	Compound Not Detected.						
24	1,1-dichloroethane	63	Compound Not Detected.						
27	2-butanone	43	Compound Not Detected.						
30	cis-1,2-dichloroethene	96	7.633	7.633	(0.832)	20302	10.3018	25.754	
31	chloroform	83	Compound Not Detected.						
32	bromochloromethane	128	Compound Not Detected.						
$ 34	dibromofluoromethane	113	8.113	8.113	(0.884)	174592	94.0867	94.086	
35	1,1,1-trichloroethane	97	Compound Not Detected.						
36	Cyclohexane	56	Compound Not Detected.						
38	carbontetrachloride	117	Compound Not Detected.						
$ 40	1,2-dichloroethane-d4	65	8.762	8.755	(0.955)	263181	100.826	100.826	
41	1,2-dichloroethane	62	Compound Not Detected.						
42	benzene	78	Compound Not Detected.						
* 43	fluorobenzene	96	9.175	9.175	(1.000)	754630	100.000		
44	trichloroethene	95	9.723	9.716	(1.060)	2889107	1316.48	3291.200(A)	
46	methyl cyclohexane	83	Compound Not Detected.						

	Compounds	QUANT SIG MASS	RT	EXP RT	REL RT	RESPONSE	CONCENTRATIONS ON-COLUMN (ngs)	CONCENTRATIONS FINAL (ngs)	REVIEW CODE
	47 1,2-dichloropropane	63	Compound Not Detected.						
	48 bromodichloromethane	83	Compound Not Detected.						
	49 1,4-dioxane	88	Compound Not Detected.						
	52 4-methyl-2-pentanone	58	Compound Not Detected.						
	53 cis-1,3-dichloropropene	75	Compound Not Detected.						
$	55 toluene-d8	98	11.379	11.379	(0.834)	728118	95.9965	95.996	
	56 toluene	92	Compound Not Detected.						
	58 trans-1,3-dichloropropene	75	Compound Not Detected.						
	59 1,1,2-trichloroethane	83	Compound Not Detected.						
	60 2-hexanone	43	Compound Not Detected.						
	62 tetrachloroethene	166	12.468	12.461	(0.914)	7450	3.82230	9.555	
	63 chlorodibromomethane	129	Compound Not Detected.						
	64 1,2-dibromoethane	107	Compound Not Detected.						
*	65 chlorobenzene-d5	117	13.645	13.645	(1.000)	492562	100.000		
	66 chlorobenzene	112	Compound Not Detected.						
	68 ethyl benzene	91	Compound Not Detected.						
	69 p/m xylene	106	Compound Not Detected.						
	70 o xylene	106	Compound Not Detected.						
	71 styrene	104	Compound Not Detected.						
	72 isopropylbenzene	105	Compound Not Detected.						
	73 bromoform	173	Compound Not Detected.						
	75 1,1,2,2,-tetrachloroethane	83	Compound Not Detected.						
$	76 4-bromofluorobenzene	95	15.538	15.531	(0.890)	299864	104.476	104.475	
	89 1,3-dichlorobenzene	146	Compound Not Detected.						
*	90 1,4-dichlorobenzene-d4	152	17.466	17.465	(1.000)	217201	100.000		
	91 1,4-dichlorobenzene	146	Compound Not Detected.						
	94 1,2-dichlorobenzene	146	Compound Not Detected.						
	96 1,2-dibromo-3-chloropropane	75	Compound Not Detected.						
	98 1,2,4-trichlorobenzene	180	Compound Not Detected.						
	101 1,2,3-trichlorobenzene	180	Compound Not Detected.						

QC Flag Legend

A - Target compound detected but, quantitated amount
exceeded maximum amount.
M - Compound response manually integrated.

Alpha Analytical Labs

gc/ms voa

Data file : \\Orgserv2\ff\chem\GCMSVOA\Gonzo.i\140329.b\0329A20.D
Lab Smp Id:
Inj Date : 29-MAR-2014 22:13
Operator : PD Inst ID: Gonzo.i
Smp Info : l1406036-48D,31,4,,a
Misc Info : wg678895,ical9343
Comment :
Method : \\Orgserv2\ff\chem\GCMSVOA\Gonzo.i\140329.b\v10ml8260.m
Meth Date : 30-Mar-2014 20:50 pduczmalew Quant Type: ISTD
Cal Date : 25-MAR-2014 03:06 Cal File: 0324N12.D
Als bottle: 56
Dil Factor: 2.50000
Integrator: HP RTE Compound Sublist: NJTCL.sub
Target Version: 4.12
Processing Host: VIRTUALXP-76524

- NO TENTATIVELY IDENTIFIED COMPOUNDS -

Alpha Analytical Labs

INTERNAL STANDARD COMPOUNDS
AREA AND RT SUMMARY

Instrument ID: Gonzo.i
Lab File ID: 0329A20.D
Lab Smp Id:
Analysis Type: VOA
Quant Type: ISTD
Operator: PD
Method File: \\Orgserv2\ff\chem\GCMSVOA\Gonzo.i\140329.b\v10ml8260.m
Misc Info: wg678895,ical9343

Calibration Date: 29-MAR-2014
Calibration Time: 10:45
Level: LOW
Sample Type: WATER

Test Mode:
Use Last Continuing Calibrator.
If Continuing Cal. use Initial Cal. Level 3

		AREA LIMIT			
COMPOUND	STANDARD	LOWER	UPPER	SAMPLE	%DIFF
43 fluorobenzene	854884	427442	1709768	754630	-11.73
65 chlorobenzene-d5	545961	272981	1091922	492562	-9.78
90 1,4-dichlorobenze	248041	124021	496082	217201	-12.43

		RT LIMIT			
COMPOUND	STANDARD	LOWER	UPPER	SAMPLE	%DIFF
43 fluorobenzene	9.18	8.68	9.68	9.18	0.00
65 chlorobenzene-d5	13.65	13.15	14.15	13.65	0.00
90 1,4-dichlorobenze	17.47	16.97	17.97	17.47	0.00

AREA UPPER LIMIT = +100% of internal standard area.
AREA LOWER LIMIT = - 50% of internal standard area.
RT UPPER LIMIT = + 0.50 minutes of internal standard RT.
RT LOWER LIMIT = - 0.50 minutes of internal standard RT.

Alpha Analytical Labs

RECOVERY REPORT

Client Name: Client SDG: SDGa00267
Sample Matrix: LIQUID Fraction: VOA
Lab Smp Id:
Level: LOW Operator: PD
Data Type: MS DATA SampleType: SAMPLE
SpikeList File: curveall.spk Quant Type: ISTD
Sublist File: NJTCL.sub
Method File: \\Orgserv2\ff\chem\GCMSVOA\Gonzo.i\140329.b\v10ml8260.m
Misc Info: wg678895,ical9343

SURROGATE COMPOUND	AMOUNT ADDED ngs	AMOUNT RECOVERED ngs	% RECOVERED	LIMITS
$ 34 dibromofluorometha	100.000	94.086	94.09	70-130
$ 40 1,2-dichloroethane	100.000	100.826	100.83	70-130
$ 55 toluene-d8	100.000	95.996	96.00	70-130
$ 76 4-bromofluorobenze	100.000	104.475	104.48	70-130

Data File: \\Orgserv2\ff\chem\GCMSVOA\Gonzo.i\140329.b\0329A20.D
Date : 29-MAR-2014 22:13
Client ID:
Sample Info: 11406036-48D,31,4,,a
Purge Volume: 10.0
Column phase: Rtx-502.2

Instrument: Gonzo.i
Operator: PD
Column diameter: 0.18

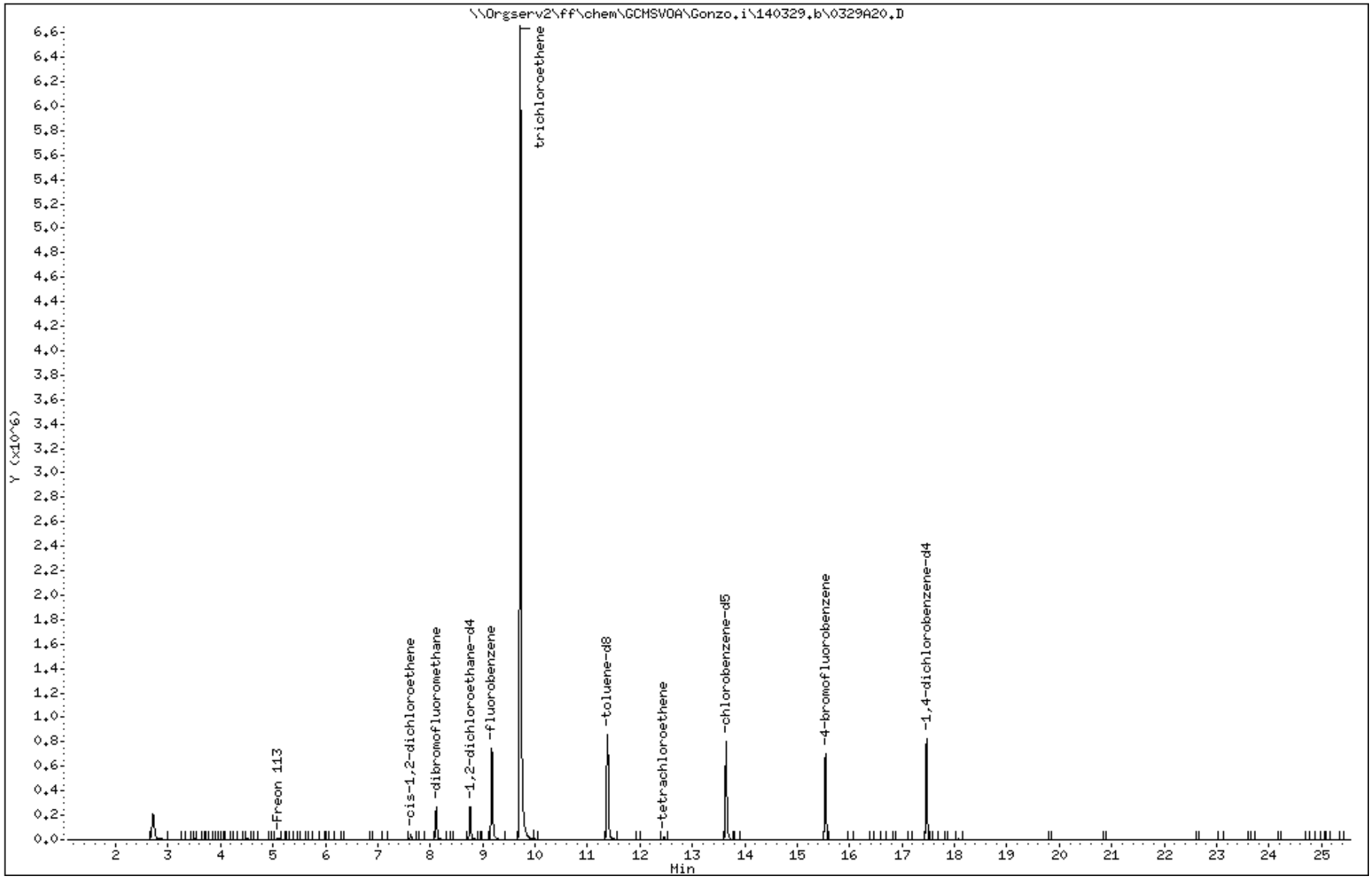

Data File: \\Orgserv2\ff\chem\GCMSVOA\Gonzo.i\140329.b\0329A20.D

Date : 29-MAR-2014 22:13

Client ID:

Instrument: Gonzo.i

Sample Info: 11406036-48D,31,4,,a

Purge Volume: 10.0

Operator: PD

Column phase: Rtx-502.2

Column diameter: 0.18

9 Freon 113

Concentration: 11.119 ngs

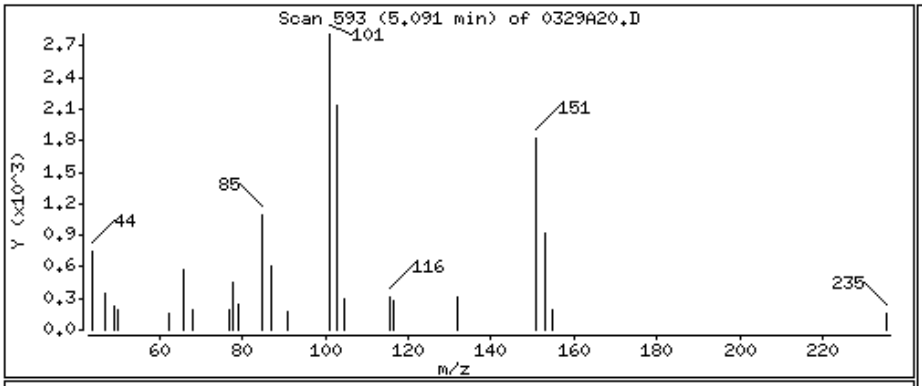

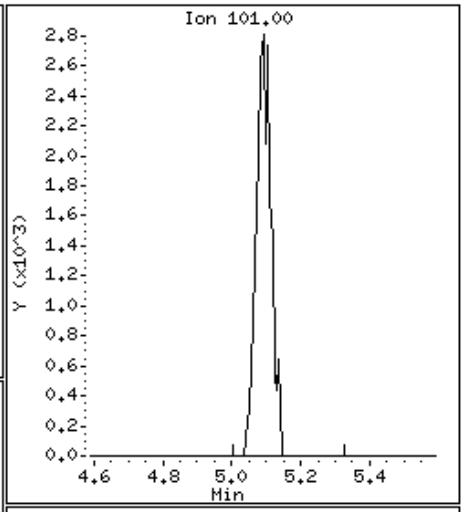

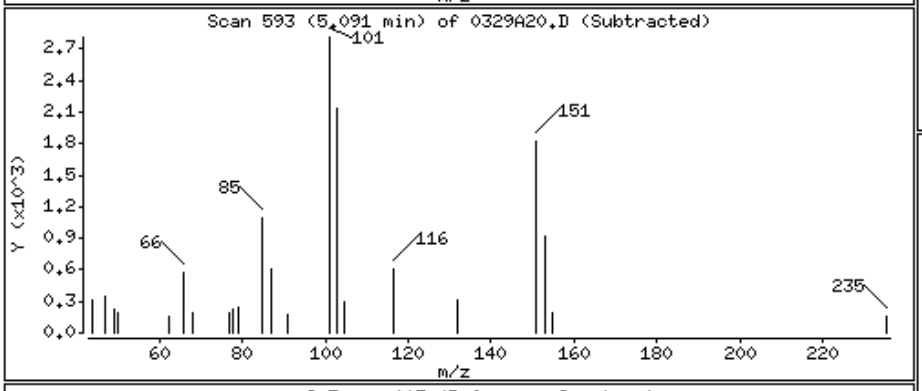

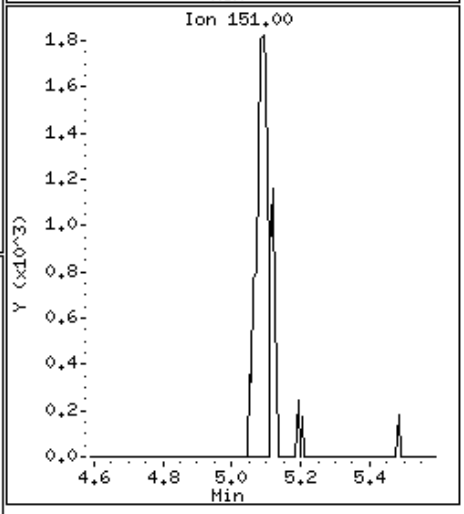

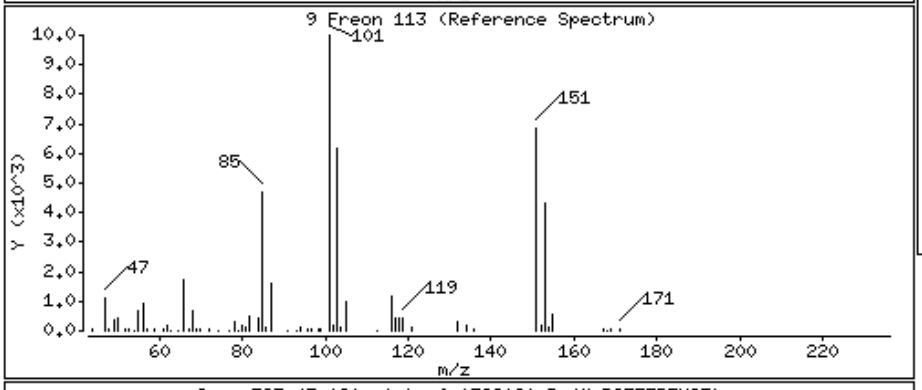

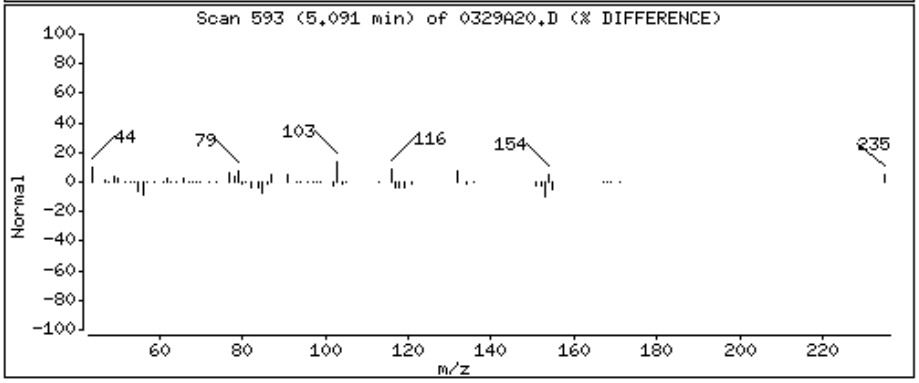

Data File: \\Orgserv2\ff\chem\GCMSVOA\Gonzo.i\140329.b\0329A20.D

Date : 29-MAR-2014 22:13

Client ID:

Instrument: Gonzo.i

Sample Info: 11406036-48D,31,4,,a

Purge Volume: 10.0

Operator: PD

Column phase: Rtx-502.2

Column diameter: 0.18

30 cis-1,2-dichloroethene

Concentration: 25.754 ngs

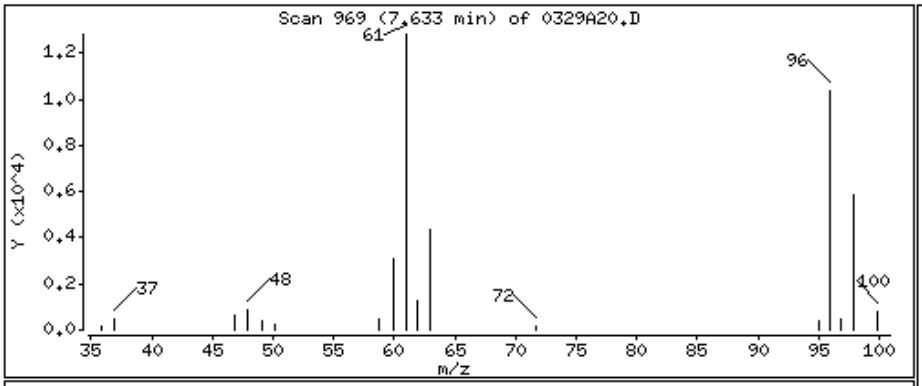

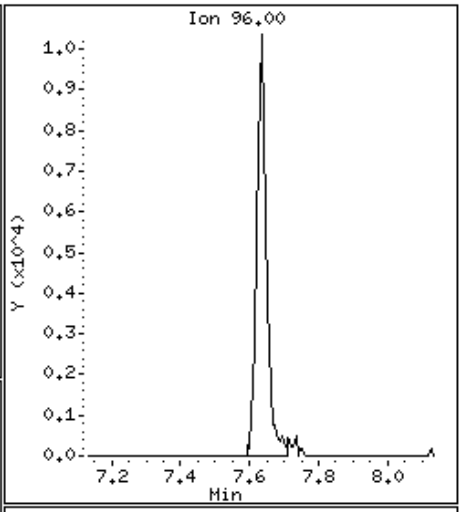

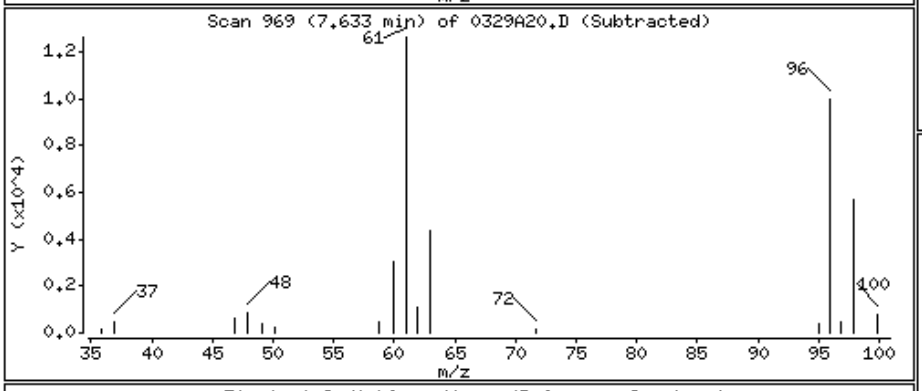

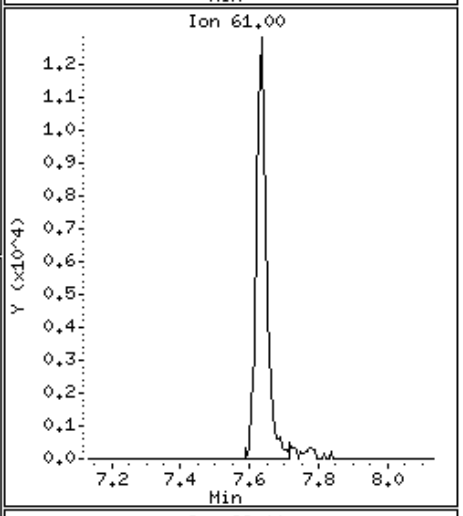

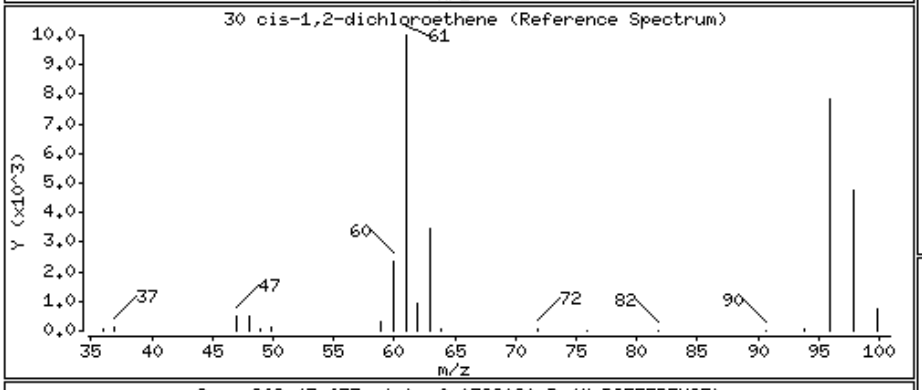

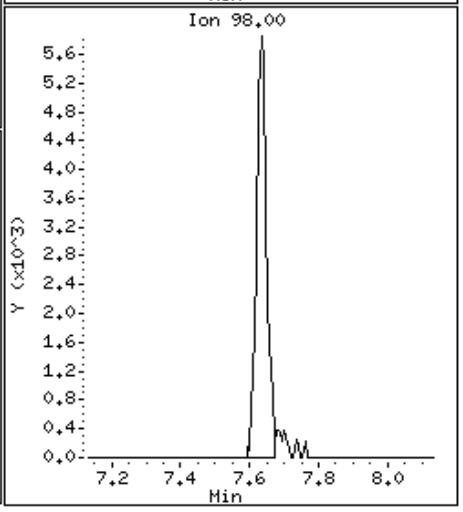

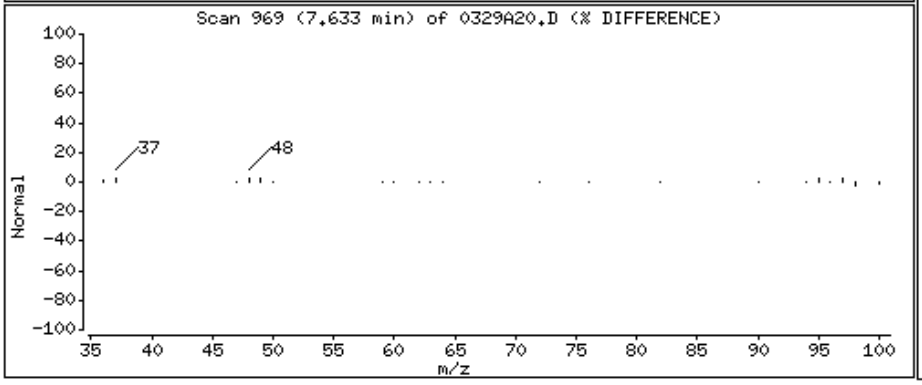

Data File: \\Orgserv2\ff\chem\GCMSVOA\Gonzo.i\140329.b\0329A20.D

Date : 29-MAR-2014 22:13

Client ID:

Instrument: Gonzo.i

Sample Info: 11406036-48D,31,4,,a

Purge Volume: 10.0

Operator: PD

Column phase: Rtx-502.2

Column diameter: 0.18

44 trichloroethene

Concentration: 3291.200 ngs

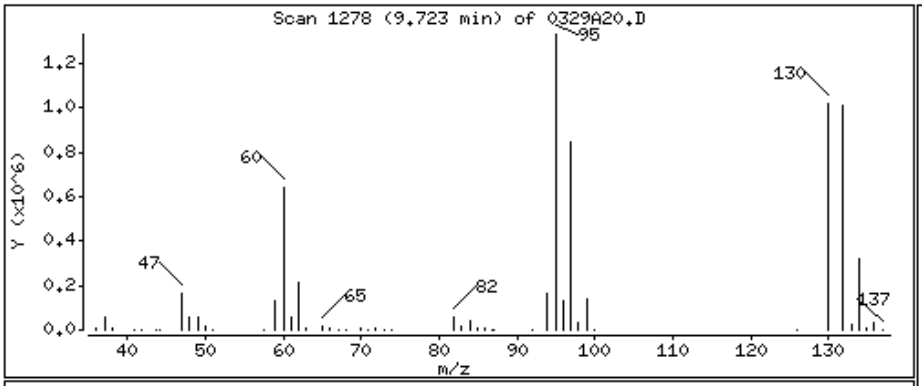

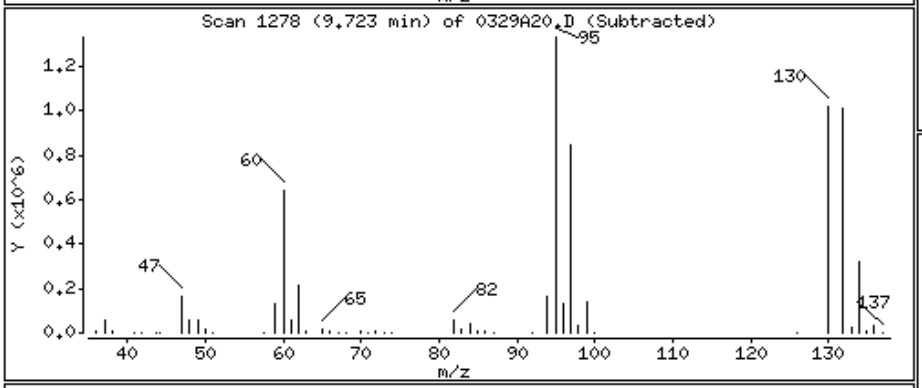

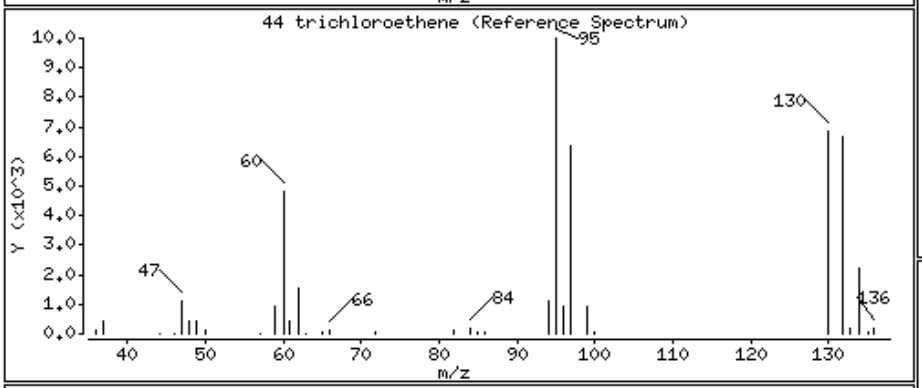

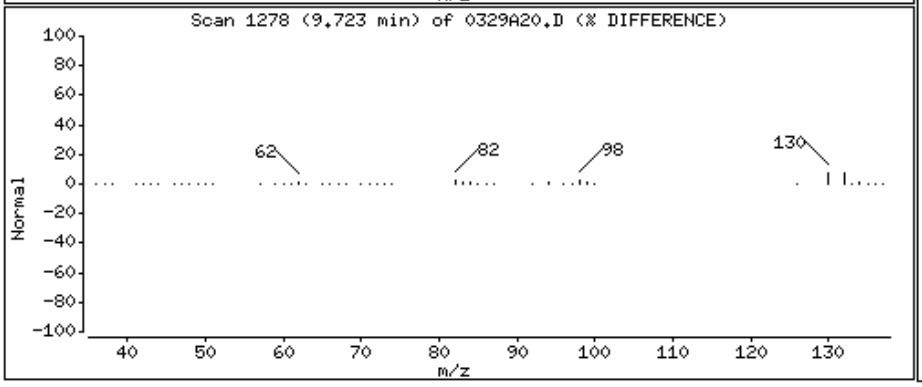

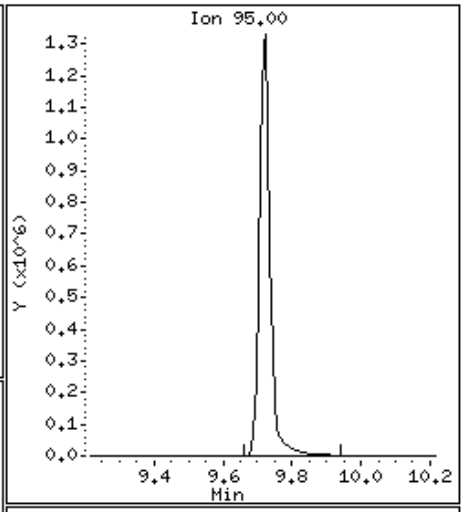

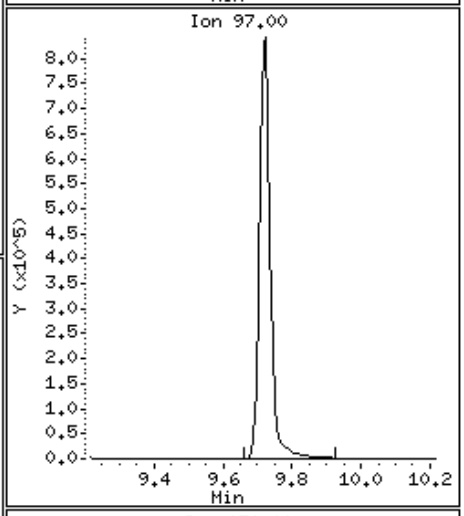

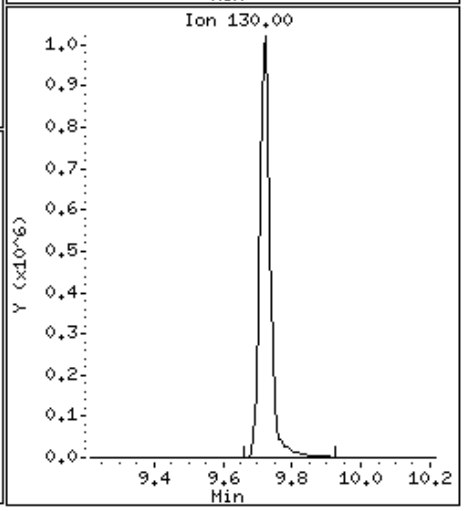

Data File: \\Orgserv2\ff\chem\GCMSVOA\Gonzo.i\140329.b\0329A20.D

Date : 29-MAR-2014 22:13

Client ID:

Instrument: Gonzo.i

Sample Info: 11406036-48D,31,4,,a

Purge Volume: 10.0

Operator: PD

Column phase: Rtx-502.2

Column diameter: 0.18

62 tetrachloroethene

Concentration: 9.555 ngs

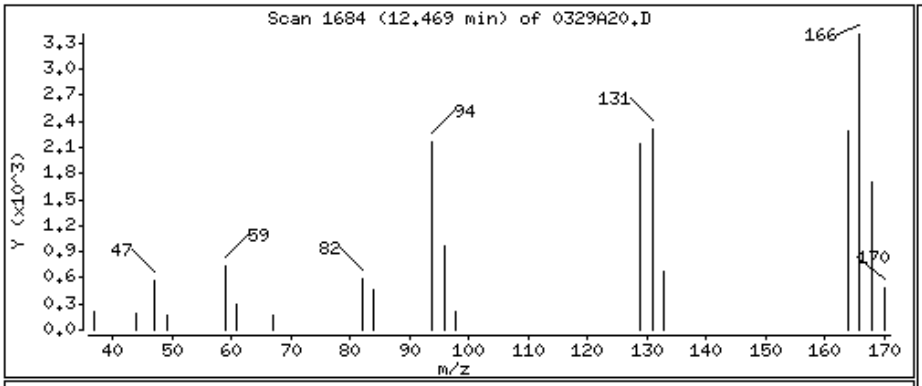

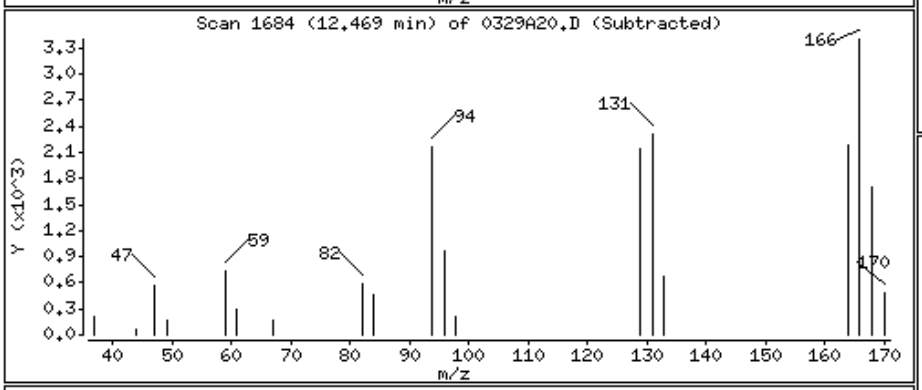

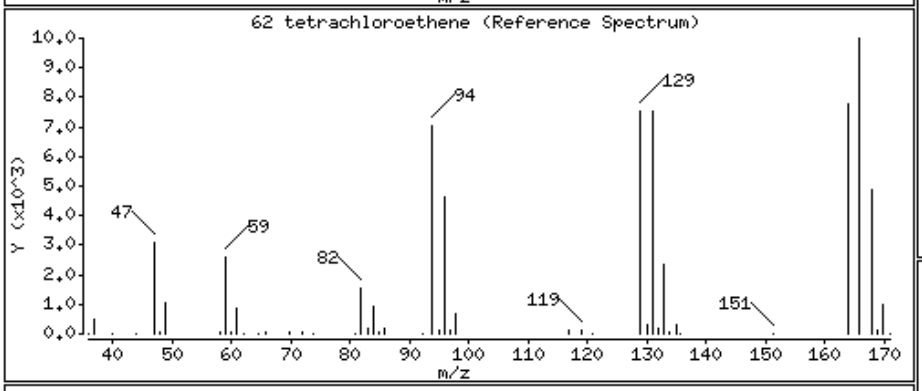

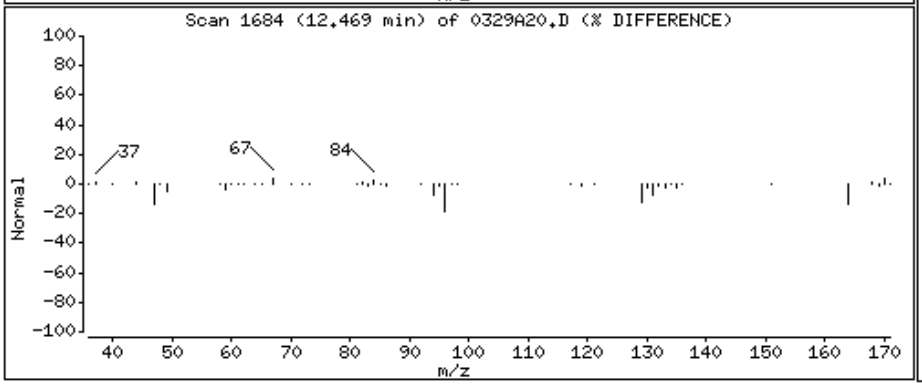

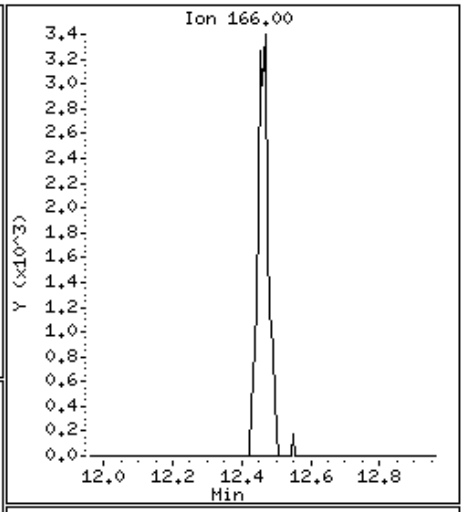

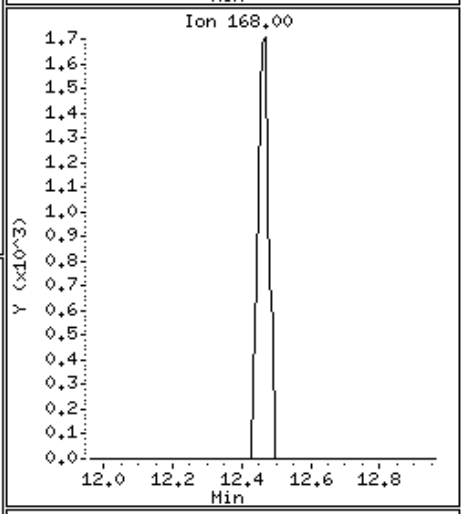

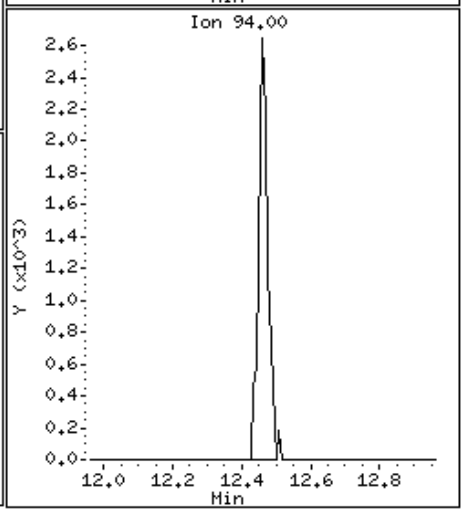

Alpha Analytical Labs

Manual Integration

Sample Info	: l1406036-48D,31,4,,a wg678895,ical9343		
Instrument ID	: Gonzo.i		
Method	: v10ml8260.m		
File	: 0329A20.D		
Injection Date	: 29-MAR-2014 22:13		
Quantitation	: ISTD	Integrator :	HP RTE
Dilution Factor	: 2.50	Sample Type:	SAMPLE

This File has no version history.

//Orgserv2/ff/chem/GCMSVOA/Gonzo.i/140329.b/original/0329A20.D

Alpha Analytical Labs

gc/ms voa - VOA101

Data file : \\Orgserv2\ff\chem\GCMSVOA\Voa101.i\140329.b\0329A25.D
Lab Smp Id:
Inj Date : 29-MAR-2014 22:36
Operator : PD Inst ID: Voa101.i
Smp Info : l1406036-51,31,10,,a
Misc Info : wg678899,ical9333
Comment :
Method : \\Orgserv2\ff\chem\GCMSVOA\Voa101.i\140329.b\liq8260C.m
Meth Date : 29-Mar-2014 15:20 ppaveglio Quant Type: ISTD
Cal Date : 24-MAR-2014 14:57 Cal File: 0324A12.D
Als bottle: 25
Dil Factor: 1.00000
Integrator: HP RTE Compound Sublist: NJTCL.sub
Target Version: 4.12
Processing Host: VIRTUALXP-76524

Concentration Formula: Amt * DF * CpndVariable
Cpnd Variable Local Compound Variable

	Compounds	QUANT SIG MASS	RT	EXP RT	REL RT	RESPONSE	CONCENTRATIONS ON-COLUMN (ngs)	FINAL (ngs)	REVIEW CODE
	1 dichlorodifluoromethane	85	Compound Not Detected.						
	2 chloromethane	50	Compound Not Detected.						
	3 vinyl chloride	62	2.009	2.009	(0.323)	12588	19.8531	19.853	
	4 bromomethane	94	Compound Not Detected.						
	5 chloroethane	64	Compound Not Detected.						
	6 trichlorofluoromethane	101	Compound Not Detected.						
	8 1,1,-dichloroethene	96	Compound Not Detected.						
	11 freon-113	101	Compound Not Detected.						
	10 carbon disulfide	76	Compound Not Detected.						
	14 methylene chloride	84	Compound Not Detected.						
	15 acetone	43	3.737	3.735	(0.600)	8406	66.4577	66.457	
	16 trans-1,2-dichloroethene	96	Compound Not Detected.						
	17 Methyl Acetate	43	Compound Not Detected.						
	18 methyl tert butyl ether	73	Compound Not Detected.						
	22 1,1-dichloroethane	63	Compound Not Detected.						
	27 cis-1,2-dichloroethene	96	4.962	4.959	(0.796)	8840	15.1692	15.169	
	29 bromochloromethane	128	Compound Not Detected.						
	30 Cyclohexane	56	Compound Not Detected.						
	31 chloroform	83	Compound Not Detected.						
	33 carbontetrachloride	117	Compound Not Detected.						
$	36 dibromofluoromethane	113	5.405	5.405	(0.868)	49497	111.289	111.288	
	37 1,1,1-trichloroethane	97	Compound Not Detected.						
	38 2-butanone	43	Compound Not Detected.						
	40 benzene	78	Compound Not Detected.						
$	42 1,2-dichloroethane-d4	65	5.941	5.941	(0.954)	55539	112.627	112.627	
	43 1,2-dichloroethane	62	Compound Not Detected.						
*	45 flourobenzene	96	6.230	6.227	(1.000)	169696	100.000		
	49 trichloroethene	95	6.401	6.401	(1.027)	14462	25.6036	25.603	
	46 methyl cyclohexane	83	Compound Not Detected.						

	Compounds	QUANT SIG MASS	RT	EXP RT	REL RT	RESPONSE	CONCENTRATIONS ON-COLUMN (ngs)	CONCENTRATIONS FINAL (ngs)	REVIEW CODE
	52 1,2-dichloropropane	63	Compound Not Detected.						
	53 bromodichloromethane	83	Compound Not Detected.						
	56 1,4-Dioxane	88	Compound Not Detected.						
	58 cis-1,3-dichloropropene	75	Compound Not Detected.						
$	59 toluene-d8	98	7.933	7.933	(0.810)	170909	91.8216	91.821	
	60 toluene	92	Compound Not Detected.						
	62 4-methyl-2-pentanone	58	Compound Not Detected.						
	63 tetrachloroethene	166	Compound Not Detected.						
	64 trans-1,3-dichloropropene	75	Compound Not Detected.						
	68 1,1,2-trichloroethane	83	Compound Not Detected.						
	69 chlorodibromomethane	129	Compound Not Detected.						
	71 1,2-dibromoethane	107	Compound Not Detected.						
	73 2-hexanone	43	Compound Not Detected.						
*	74 chlorobenzene-d5	117	9.789	9.786	(1.000)	137998	100.000		
	75 chlorobenzene	112	Compound Not Detected.						
	76 ethyl benzene	91	Compound Not Detected.						
	78 p/m xylene	106	Compound Not Detected.						
	79 o xylene	106	Compound Not Detected.						
	80 styrene	104	Compound Not Detected.						
	81 bromoform	173	Compound Not Detected.						
	82 isopropylbenzene	105	Compound Not Detected.						
$	83 4-bromofluorobenzene	95	11.251	11.251	(0.904)	61419	101.776	101.775	
	88 1,1,2,2,-tetrachloroethane	83	Compound Not Detected.						
	99 1,3-dichlorobenzene	146	Compound Not Detected.						
*	100 1,4-dichlorobenzene-d4	152	12.444	12.441	(1.000)	58361	100.000		
	101 1,4-dichlorobenzene	146	Compound Not Detected.						
	104 1,2-dichlorobenzene	146	Compound Not Detected.						
	106 1,2-dibromo-3-chloropropane	75	Compound Not Detected.						
	109 1,2,4-trichlorobenzene	180	Compound Not Detected.						
	111 1,2,3-trichlorobenzene	180	Compound Not Detected.						

Alpha Analytical Labs

gc/ms voa - VOA101

Data file : \\Orgserv2\ff\chem\GCMSVOA\Voa101.i\140329.b\0329A25.D
Lab Smp Id:
Inj Date : 29-MAR-2014 22:36
Operator : PD Inst ID: Voa101.i
Smp Info : l1406036-51,31,10,,a
Misc Info : wg678899,ical9333
Comment :
Method : \\Orgserv2\ff\chem\GCMSVOA\Voa101.i\140329.b\liq8260C.m
Meth Date : 29-Mar-2014 15:20 ppaveglio Quant Type: ISTD
Cal Date : 24-MAR-2014 14:57 Cal File: 0324A12.D
Als bottle: 25
Dil Factor: 1.00000
Integrator: HP RTE Compound Sublist: NJTCL.sub
Target Version: 4.12
Processing Host: VIRTUALXP-76524

- NO TENTATIVELY IDENTIFIED COMPOUNDS -

Alpha Analytical Labs

INTERNAL STANDARD COMPOUNDS
AREA AND RT SUMMARY

Instrument ID: Voa101.i
Lab File ID: 0329A25.D
Lab Smp Id:
Analysis Type: VOA
Quant Type: ISTD
Operator: PD
Method File: \\Orgserv2\ff\chem\GCMSVOA\Voa101.i\140329.b\liq8260C.m
Misc Info: wg678899,ical9333

Calibration Date: 29-MAR-2014
Calibration Time: 11:27
Level: LOW
Sample Type: WATER

Test Mode:
Use Last Continuing Calibrator.
If Continuing Cal. use Initial Cal. Level 3

COMPOUND	STANDARD	AREA LIMIT LOWER	AREA LIMIT UPPER	SAMPLE	%DIFF
45 flourobenzene	220923	110462	441846	169696	-23.19
74 chlorobenzene-d5	175802	87901	351604	137998	-21.50
100 1,4-dichlorobenze	84508	42254	169016	58361	-30.94

COMPOUND	STANDARD	RT LIMIT LOWER	RT LIMIT UPPER	SAMPLE	%DIFF
45 flourobenzene	6.23	5.73	6.73	6.23	0.05
74 chlorobenzene-d5	9.79	9.29	10.29	9.79	0.03
100 1,4-dichlorobenze	12.44	11.94	12.94	12.44	0.02

AREA UPPER LIMIT = +100% of internal standard area.
AREA LOWER LIMIT = - 50% of internal standard area.
RT UPPER LIMIT = + 0.50 minutes of internal standard RT.
RT LOWER LIMIT = - 0.50 minutes of internal standard RT.

Alpha Analytical Labs

RECOVERY REPORT

Client Name: Client SDG: SDGa00307
Sample Matrix: LIQUID Fraction: VOA
Lab Smp Id:
Level: LOW Operator: PD
Data Type: MS DATA SampleType: SAMPLE
SpikeList File: curveallim.spk Quant Type: ISTD
Sublist File: NJTCL.sub
Method File: \\Orgserv2\ff\chem\GCMSVOA\Voa101.i\140329.b\liq8260C.m
Misc Info: wg678899,ical9333

SURROGATE COMPOUND	AMOUNT ADDED ngs	AMOUNT RECOVERED ngs	% RECOVERED	LIMITS
$ 36 dibromofluorometha	100.000	111.288	111.29	70-130
$ 42 1,2-dichloroethane	100.000	112.627	112.63	70-130
$ 59 toluene-d8	100.000	91.821	91.82	70-130
$ 83 4-bromofluorobenze	100.000	101.775	101.78	70-130

Data File: \\Orgserv2\ff\chem\GCMSVOA\Voa101.i\140329.b\0329A25.D
Date : 29-MAR-2014 22:36
Client ID:
Sample Info: 11406036-51,31,10,,a
Purge Volume: 10.0
Column phase:

Instrument: Voa101.i
Operator: PD
Column diameter: 0.18

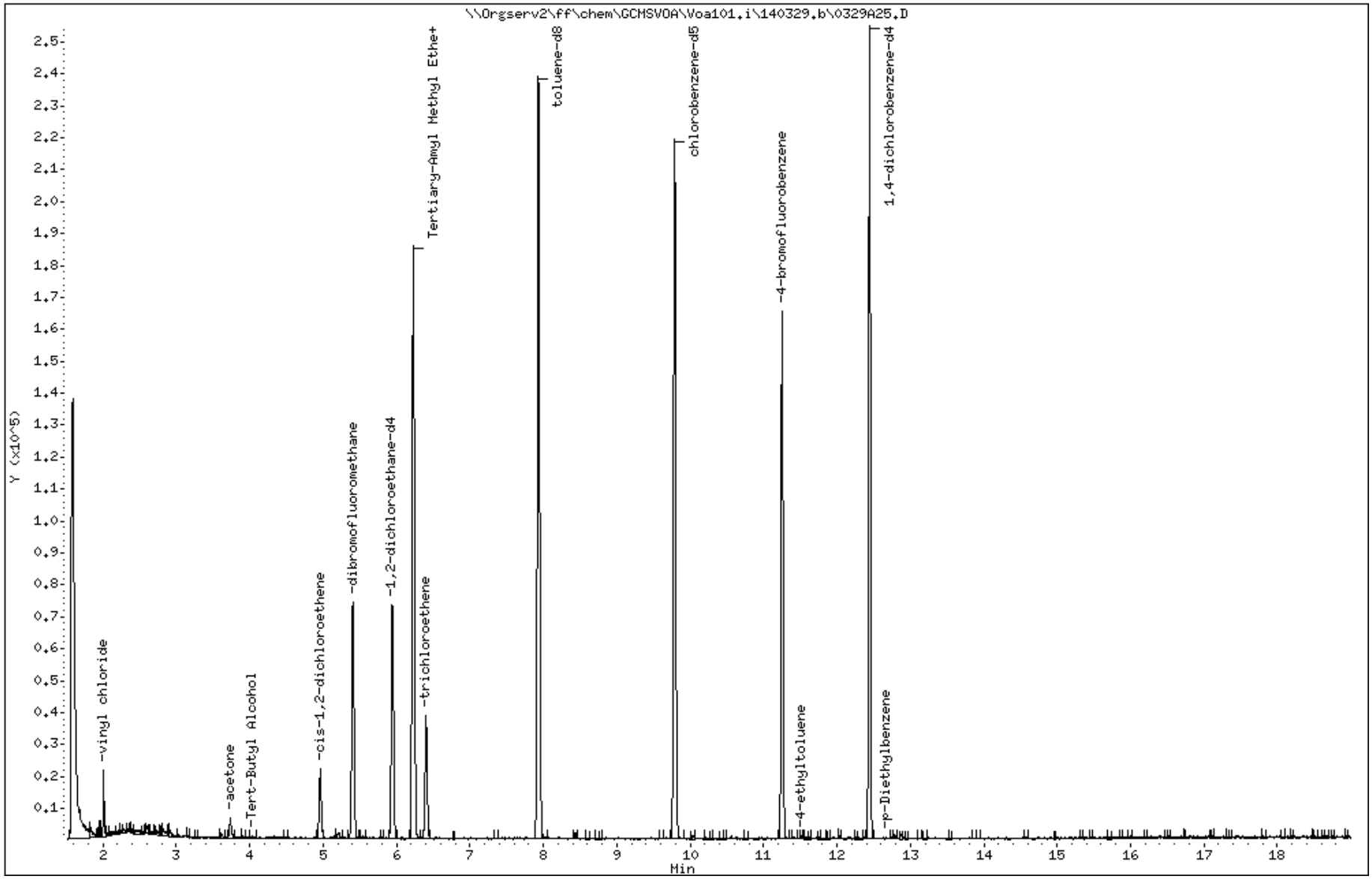

Data File: \\Orgserv2\ff\chem\GCMSVOA\Voa101.i\140329.b\0329A25.D

Date : 29-MAR-2014 22:36

Client ID:

Instrument: Voa101.i

Sample Info: 11406036-51,31,10,,a

Purge Volume: 10.0

Operator: PD

Column phase:

Column diameter: 0.18

3 vinyl chloride

Concentration: 19.853 ngs

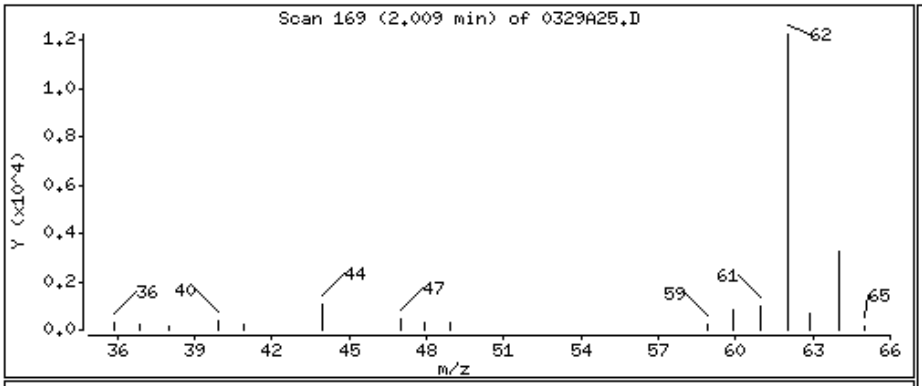

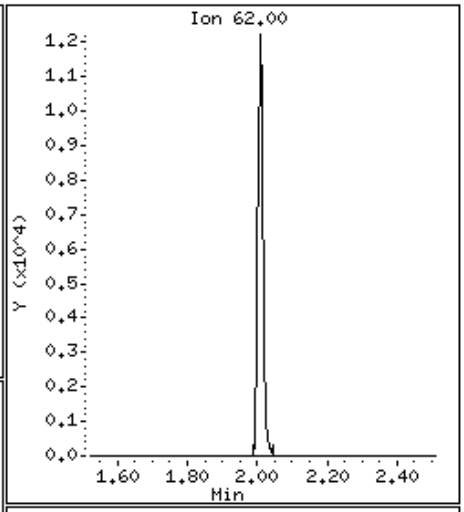

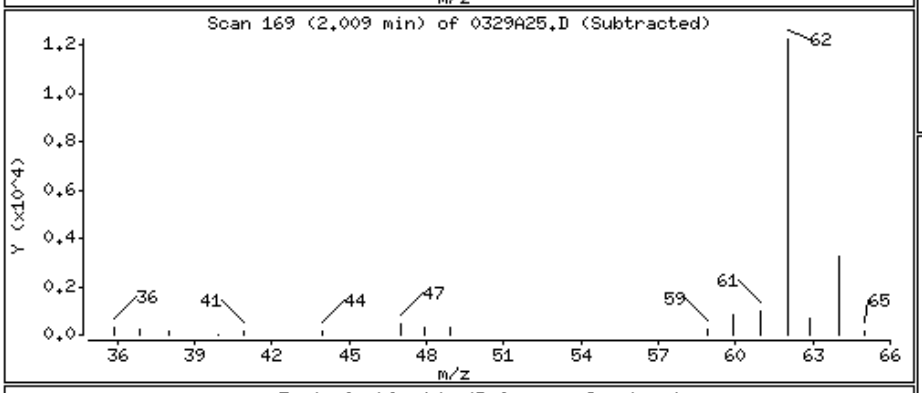

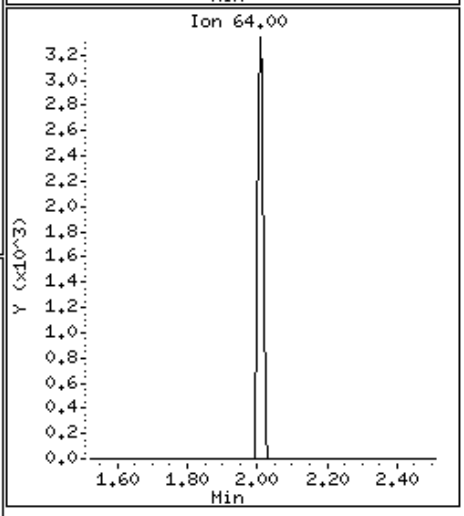

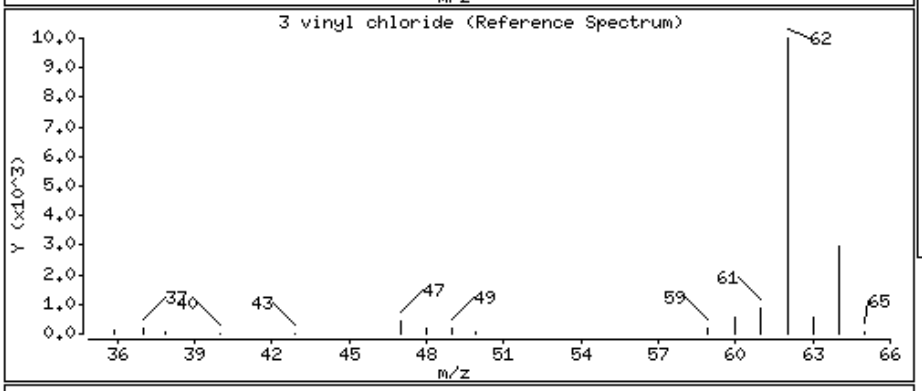

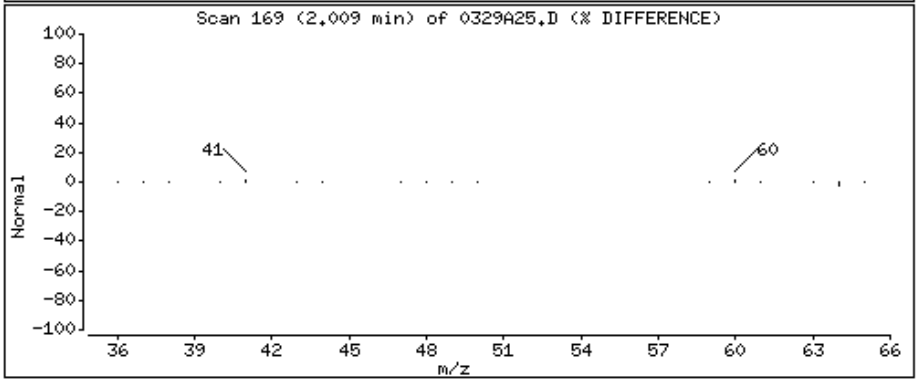

Data File: \\Orgserv2\ff\chem\GCMSVOA\Voa101.i\140329.b\0329A25.D

Date : 29-MAR-2014 22:36

Client ID:

Instrument: Voa101.i

Sample Info: 11406036-51,31,10,,a

Purge Volume: 10.0

Operator: PD

Column phase:

Column diameter: 0.18

15 acetone

Concentration: 66.457 ngs

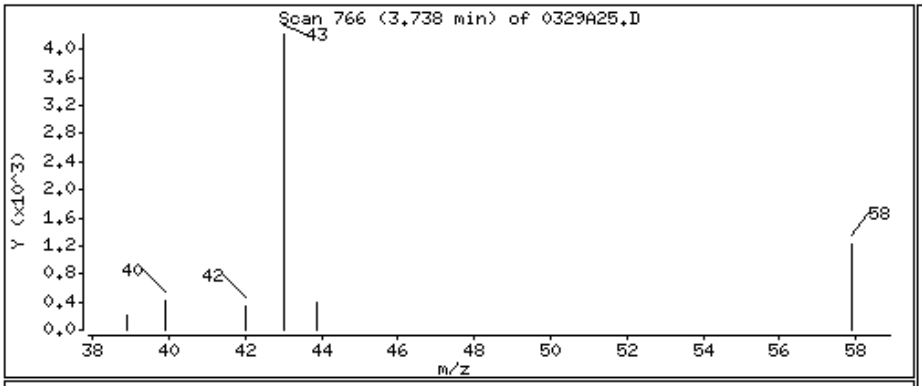

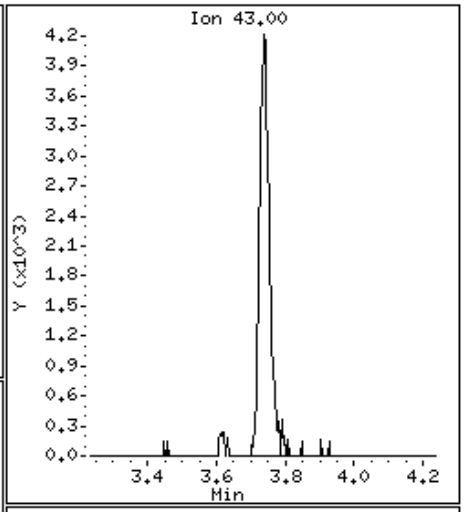

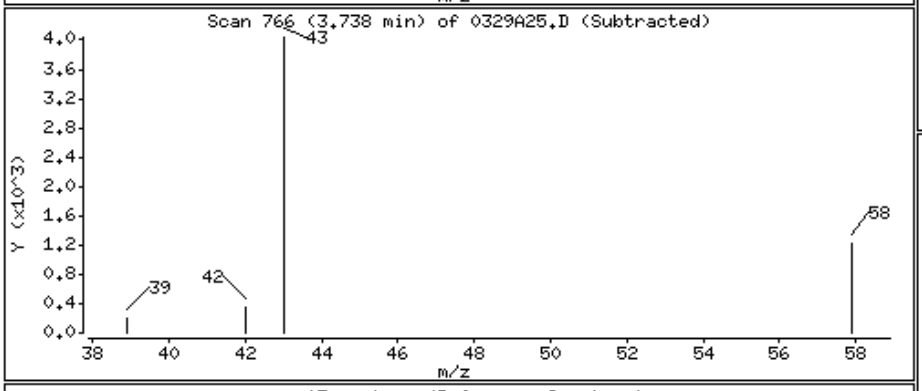

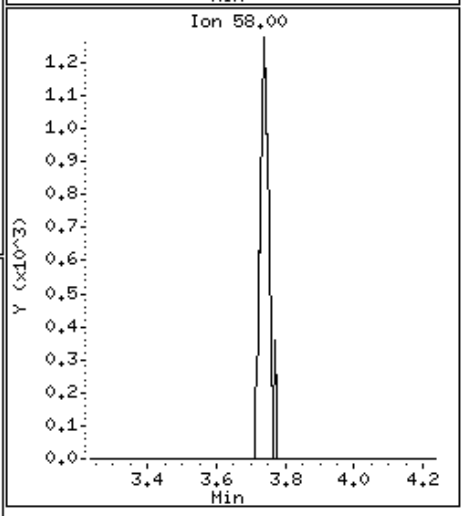

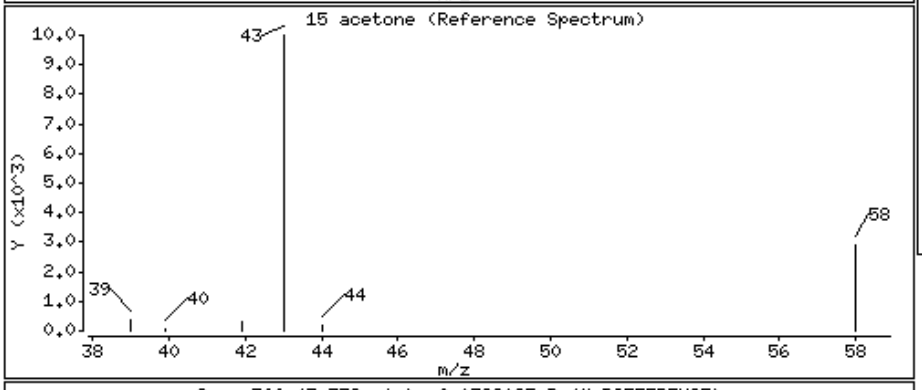

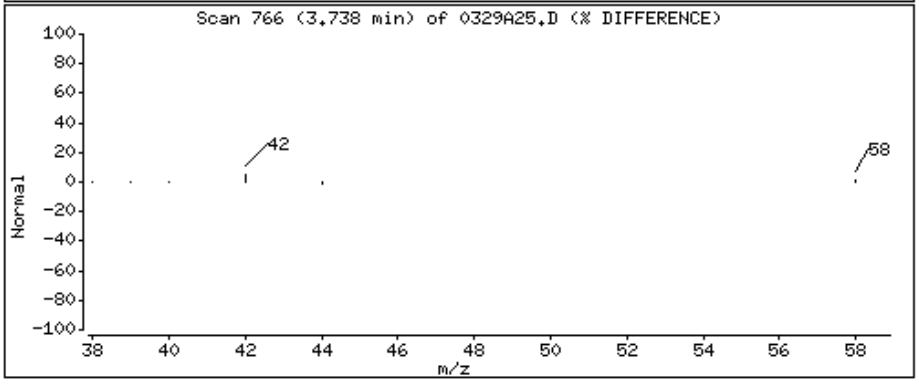

Data File: \\Orgserv2\ff\chem\GCMSVOA\Voa101.i\140329.b\0329A25.D

Date : 29-MAR-2014 22:36

Client ID:

Instrument: Voa101.i

Sample Info: 11406036-51,31,10,,a

Purge Volume: 10.0

Operator: PD

Column phase:

Column diameter: 0.18

27 cis-1,2-dichloroethene

Concentration: 15.169 ngs

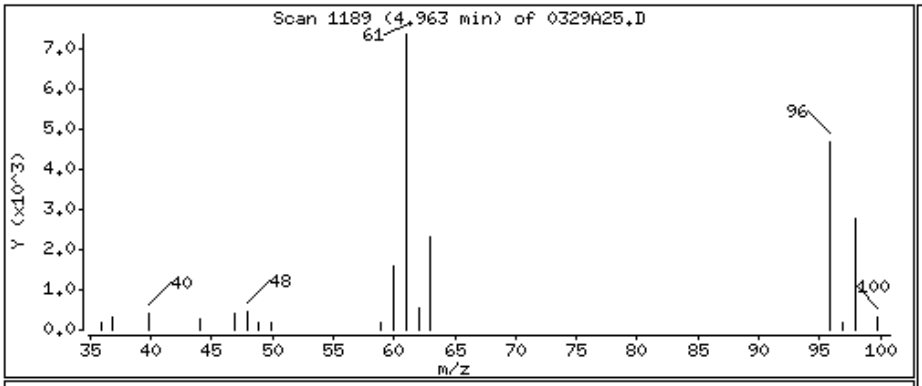

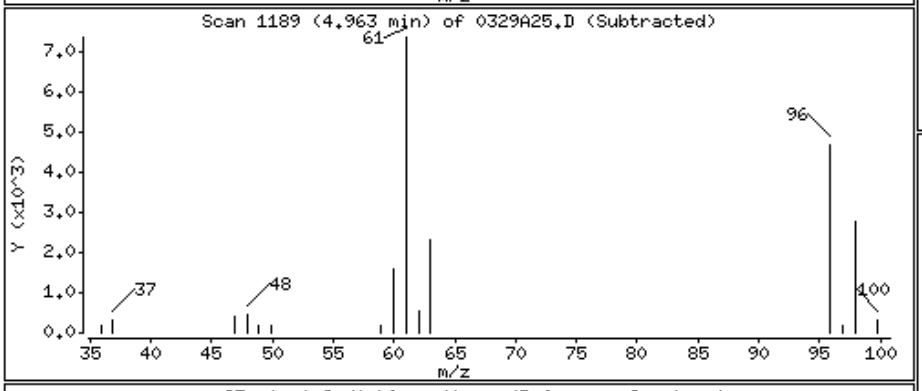

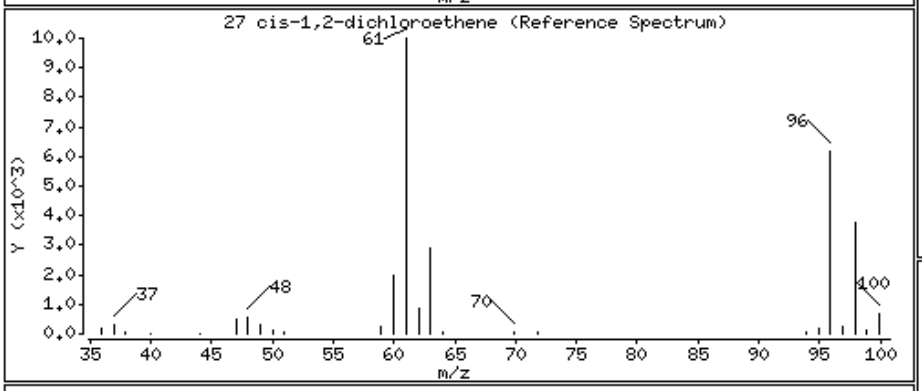

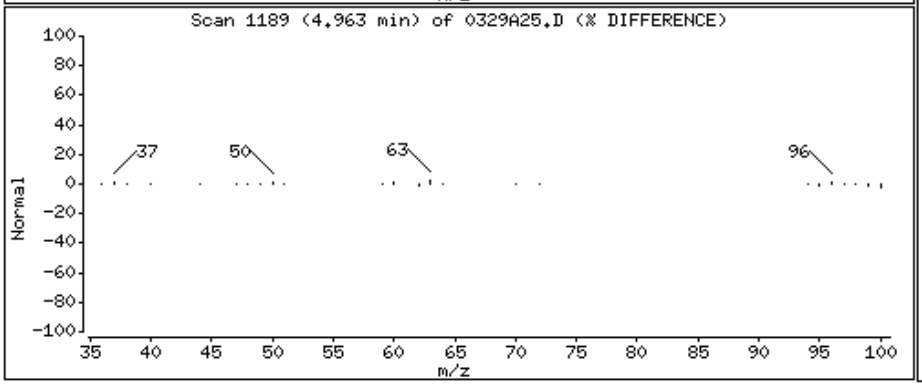

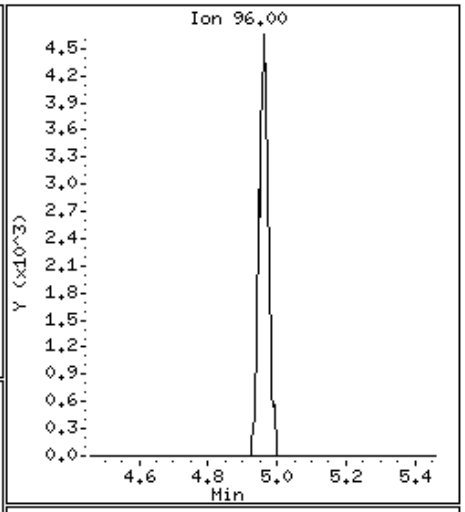

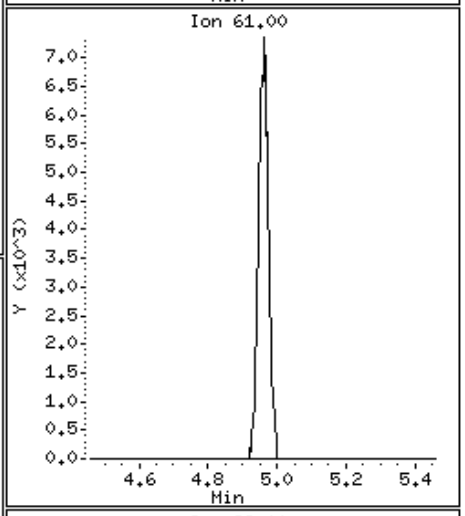

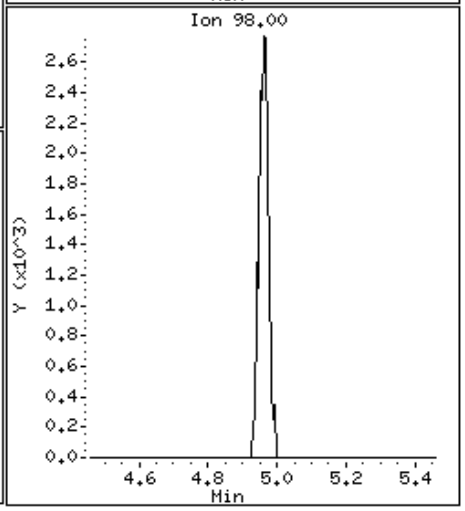

Data File: \\Orgserv2\ff\chem\GCMSVOA\Voa101.i\140329.b\0329A25.D

Date : 29-MAR-2014 22:36

Client ID:

Instrument: Voa101.i

Sample Info: 11406036-51,31,10,,a

Purge Volume: 10.0

Operator: PD

Column phase:

Column diameter: 0.18

49 trichloroethene

Concentration: 25.603 ngs

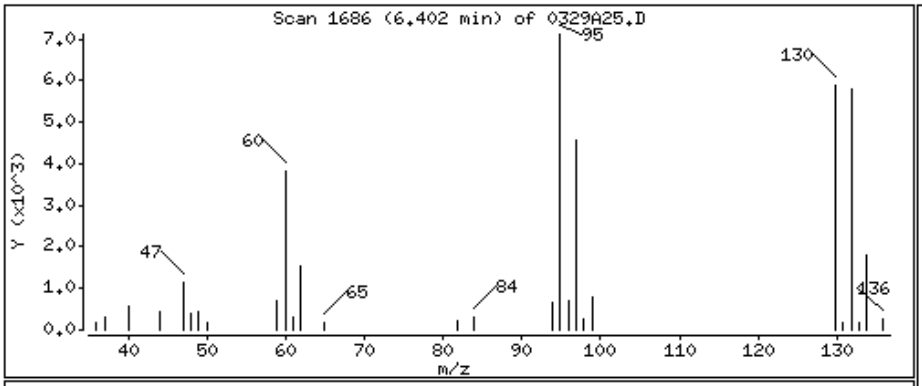

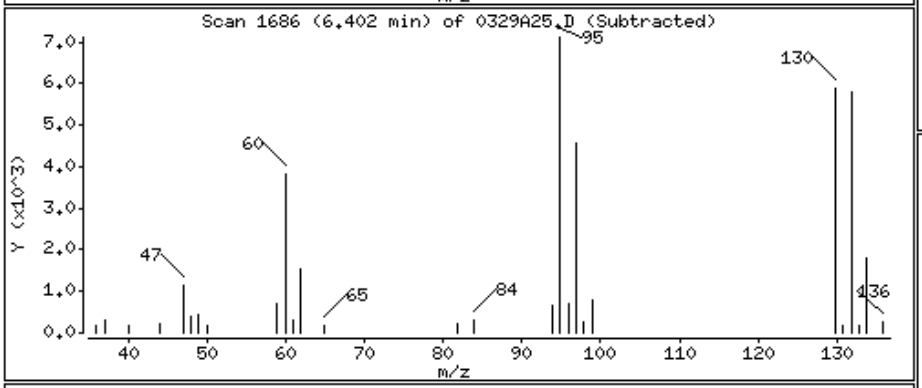

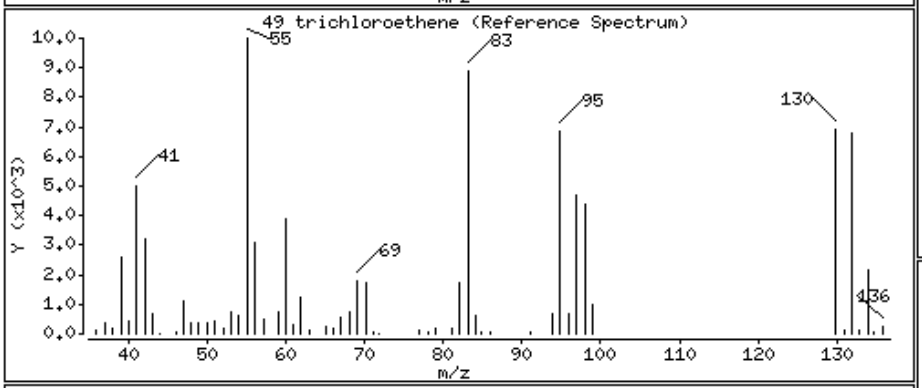

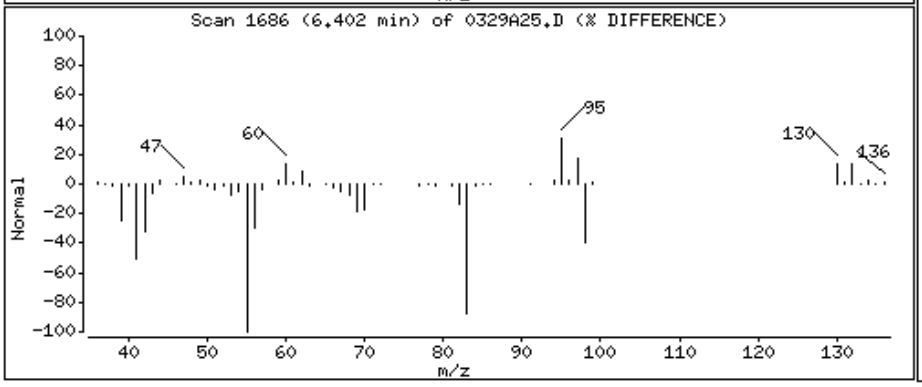

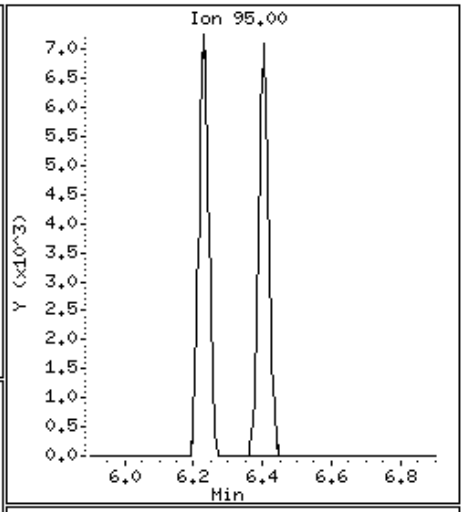

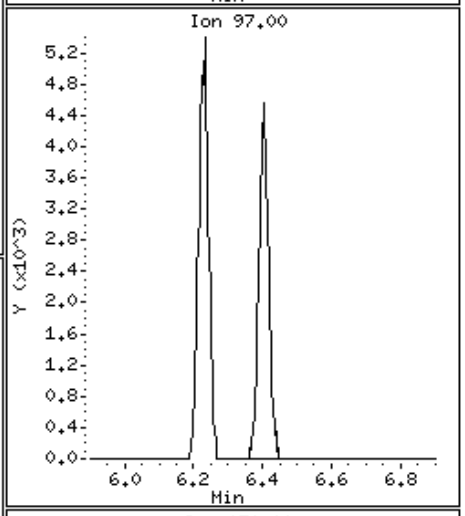

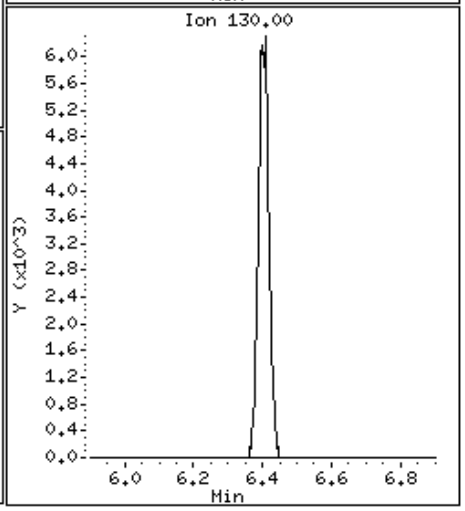

Alpha Analytical Labs

Manual Integration

Sample Info	: l1406036-51,31,10,,a wg678899,ical9333		
Instrument ID	: Voa101.i		
Method	: liq8260C.m		
File	: 0329A25.D		
Injection Date	: 29-MAR-2014 22:36		
Quantitation	: ISTD	Integrator :	HP RTE
Dilution Factor	: 1.00	Sample Type:	SAMPLE

This File has no version history.

//Orgserv2/ff/chem/GCMSVOA/Voa101.i/140329.b/original/0329A25.D

Alpha Analytical Labs

gc/ms voa - Elaine

Data file : \\Orgserv2\ff\chem\GCMSVOA\Elaine.i\140330.b\0330A11.D
Lab Smp Id:
Inj Date : 30-MAR-2014 22:10
Operator : PD Inst ID: Elaine.i
Smp Info : l1406036-52,31,10,,a
Misc Info : wg679027,ical9341
Comment :
Method : \\Orgserv2\ff\chem\GCMSVOA\Elaine.i\140330.b\liq8260C.m
Meth Date : 31-Mar-2014 09:11 pduczmalew Quant Type: ISTD
Cal Date : 24-MAR-2014 23:22 Cal File: 0324A06.D
Als bottle: 1
Dil Factor: 1.00000
Integrator: HP RTE Compound Sublist: NJTCL.sub
Target Version: 4.12
Processing Host: VIRTUALXP-76524

Concentration Formula: Amt * DF * CpndVariable
Cpnd Variable Local Compound Variable

	Compounds	QUANT SIG MASS	RT	EXP RT	REL RT	RESPONSE	CONCENTRATIONS ON-COLUMN (ngs)	FINAL (ngs)	REVIEW CODE
	1 dichlorodifluoromethane	85	Compound Not Detected.						
	2 chloromethane	50	Compound Not Detected.						
	3 vinyl chloride	62	Compound Not Detected.						
	4 bromomethane	94	Compound Not Detected.						
	5 chloroethane	64	Compound Not Detected.						
	6 trichlorofluoromethane	101	Compound Not Detected.						
	9 freon-113	101	Compound Not Detected.						
	10 acetone	43	4.377	4.377	(0.485)	3699	44.7972	44.797	
	11 1,1,-dichloroethene	96	Compound Not Detected.						
	13 Methyl Acetate	43	Compound Not Detected.						
	14 methylene chloride	84	Compound Not Detected.						
	15 carbon disulfide	76	Compound Not Detected.						
	17 methyl tert butyl ether	73	Compound Not Detected.						
	19 trans-1,2-dichloroethene	96	Compound Not Detected.						
	23 1,1-dichloroethane	63	6.329	6.330	(0.701)	11862	16.4117	16.411	
	26 2-butanone	43	Compound Not Detected.						
	29 cis-1,2-dichloroethene	96	7.226	7.227	(0.800)	32924	79.5522	79.552	
	30 chloroform	83	7.469	7.469	(0.827)	19256	27.8348	27.834	
	31 bromochloromethane	128	Compound Not Detected.						
$	34 dibromofluoromethane	113	7.796	7.786	(0.863)	33376	95.5338	95.533	
	36 1,1,1-trichloroethane	97	Compound Not Detected.						
	37 Cyclohexane	56	Compound Not Detected.						
	39 carbontetrachloride	117	Compound Not Detected.						
$	41 1,2-dichloroethane-d4	65	8.535	8.535	(0.945)	41077	97.8308	97.830	
	42 1,2-dichloroethane	62	Compound Not Detected.						
	43 benzene	78	Compound Not Detected.						
*	45 flourobenzene	96	9.031	9.031	(1.000)	151041	100.000		
	47 trichloroethene	95	9.654	9.654	(1.069)	9864	24.4103	24.410	
	48 methyl cyclohexane	83	Compound Not Detected.						

	Compounds	QUANT SIG MASS	RT	EXP RT	REL RT	RESPONSE	CONCENTRATIONS ON-COLUMN (ngs)	CONCENTRATIONS FINAL (ngs)	REVIEW CODE
	49 1,2-dichloropropane	63	Compound Not Detected.						
	50 bromodichloromethane	83	Compound Not Detected.						
	51 1,4-Dioxane	88	Compound Not Detected.						
	54 4-methyl-2-pentanone	58	Compound Not Detected.						
	57 cis-1,3-dichloropropene	75	Compound Not Detected.						
$	58 toluene-d8	98	11.564	11.564	(0.820)	169123	101.347	101.346	
	59 toluene	92	Compound Not Detected.						
	62 trans-1,3-dichloropropene	75	Compound Not Detected.						
	64 2-hexanone	43	Compound Not Detected.						
	63 1,1,2-trichloroethane	83	Compound Not Detected.						
	66 tetrachloroethene	166	12.777	12.778	(0.906)	2729	7.22113	7.221	
	67 chlorodibromomethane	129	Compound Not Detected.						
	68 1,2-dibromoethane	107	Compound Not Detected.						
*	69 chlorobenzene-d5	117	14.096	14.097	(1.000)	131843	100.000		
	70 chlorobenzene	112	Compound Not Detected.						
	72 ethyl benzene	91	Compound Not Detected.						
	73 p/m xylene	106	Compound Not Detected.						
	74 o xylene	106	Compound Not Detected.						
	75 styrene	104	Compound Not Detected.						
	76 isopropylbenzene	105	Compound Not Detected.						
	77 bromoform	173	Compound Not Detected.						
	79 1,1,2,2,-tetrachloroethane	83	Compound Not Detected.						
$	80 4-bromofluorobenzene	95	16.228	16.228	(0.884)	73116	100.671	100.671	
	93 1,3-dichlorobenzene	146	Compound Not Detected.						
*	94 1,4-dichlorobenzene-d4	152	18.360	18.360	(1.000)	59299	100.000		
	95 1,4-dichlorobenzene	146	Compound Not Detected.						
	98 1,2-dichlorobenzene	146	Compound Not Detected.						
	100 1,2-dibromo-3-chloropropane	75	Compound Not Detected.						
	102 1,2,4-trichlorobenzene	180	Compound Not Detected.						
	105 1,2,3-trichlorobenzene	180	Compound Not Detected.						

Alpha Analytical Labs

gc/ms voa - Elaine

Data file : \\Orgserv2\ff\chem\GCMSVOA\Elaine.i\140330.b\0330A11.D
Lab Smp Id:
Inj Date : 30-MAR-2014 22:10
Operator : PD Inst ID: Elaine.i
Smp Info : l1406036-52,31,10,,a
Misc Info : wg679027,ical9341
Comment :
Method : \\Orgserv2\ff\chem\GCMSVOA\Elaine.i\140330.b\liq8260C.m
Meth Date : 31-Mar-2014 09:11 pduczmalew Quant Type: ISTD
Cal Date : 24-MAR-2014 23:22 Cal File: 0324A06.D
Als bottle: 1
Dil Factor: 1.00000
Integrator: HP RTE Compound Sublist: NJTCL.sub
Target Version: 4.12
Processing Host: VIRTUALXP-76524

- NO TENTATIVELY IDENTIFIED COMPOUNDS -

Alpha Analytical Labs

INTERNAL STANDARD COMPOUNDS
AREA AND RT SUMMARY

Instrument ID: Elaine.i
Lab File ID: 0330A11.D
Lab Smp Id:
Analysis Type: VOA
Quant Type: ISTD
Operator: PD
Method File: \\Orgserv2\ff\chem\GCMSVOA\Elaine.i\140330.b\liq8260C.m
Misc Info: wg679027,ical9341

Calibration Date: 30-MAR-2014
Calibration Time: 16:21
Level: LOW
Sample Type: WATER

Test Mode:
Use Last Continuing Calibrator.
If Continuing Cal. use Initial Cal. Level 3

		AREA LIMIT			
COMPOUND	STANDARD	LOWER	UPPER	SAMPLE	%DIFF
45 flourobenzene	194962	97481	389924	151041	-22.53
69 chlorobenzene-d5	166235	83118	332470	131843	-20.69
94 1,4-dichlorobenze	89072	44536	178144	59299	-33.43

		RT LIMIT			
COMPOUND	STANDARD	LOWER	UPPER	SAMPLE	%DIFF
45 flourobenzene	9.03	8.53	9.53	9.03	-0.00
69 chlorobenzene-d5	14.10	13.60	14.60	14.10	-0.00
94 1,4-dichlorobenze	18.36	17.86	18.86	18.36	-0.00

AREA UPPER LIMIT = +100% of internal standard area.
AREA LOWER LIMIT = - 50% of internal standard area.
RT UPPER LIMIT = + 0.50 minutes of internal standard RT.
RT LOWER LIMIT = - 0.50 minutes of internal standard RT.

Alpha Analytical Labs

RECOVERY REPORT

Client Name: Client SDG: SDGa00307
Sample Matrix: LIQUID Fraction: VOA
Lab Smp Id:
Level: LOW Operator: PD
Data Type: MS DATA SampleType: SAMPLE
SpikeList File: curveall.spk Quant Type: ISTD
Sublist File: NJTCL.sub
Method File: \\Orgserv2\ff\chem\GCMSVOA\Elaine.i\140330.b\liq8260C.m
Misc Info: wg679027,ical9341

SURROGATE COMPOUND	AMOUNT ADDED ngs	AMOUNT RECOVERED ngs	% RECOVERED	LIMITS
$ 34 dibromofluorometha	100.000	95.533	95.53	70-130
$ 41 1,2-dichloroethane	100.000	97.830	97.83	70-130
$ 58 toluene-d8	100.000	101.346	101.35	70-130
$ 80 4-bromofluorobenze	100.000	100.671	100.67	70-130

Data File: \\Orgserv2\ff\chem\GCMSVOA\Elaine.i\140330.b\0330A11.D
Date : 30-MAR-2014 22:10
Client ID:
Sample Info: 11406036-52,31,10,,a
Purge Volume: 10.0
Column phase:

Instrument: Elaine.i
Operator: PD
Column diameter: 0.18

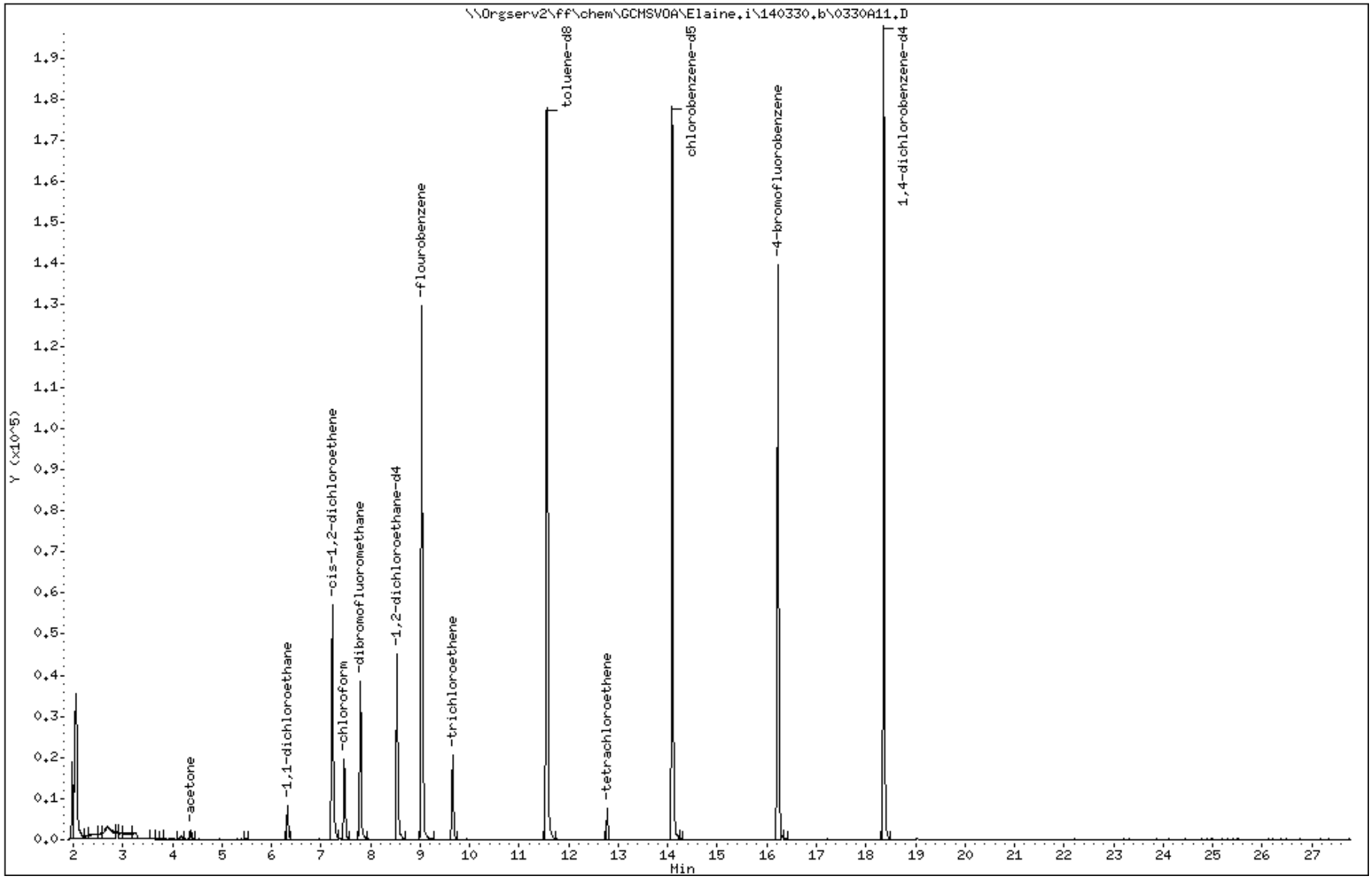

Data File: \\Orgserv2\ff\chem\GCMSVOA\Elaine.i\140330.b\0330A11.D

Date : 30-MAR-2014 22:10

Client ID:

Instrument: Elaine.i

Sample Info: 11406036-52,31,10,,a

Purge Volume: 10.0

Operator: PD

Column phase:

Column diameter: 0.18

10 acetone

Concentration: 44.797 ngs

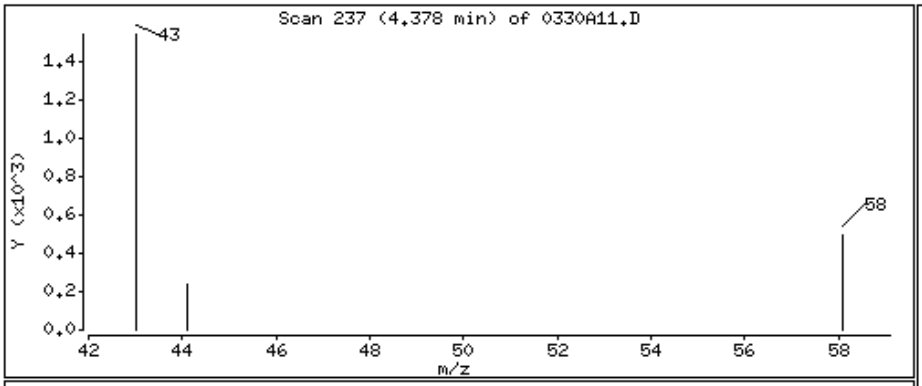

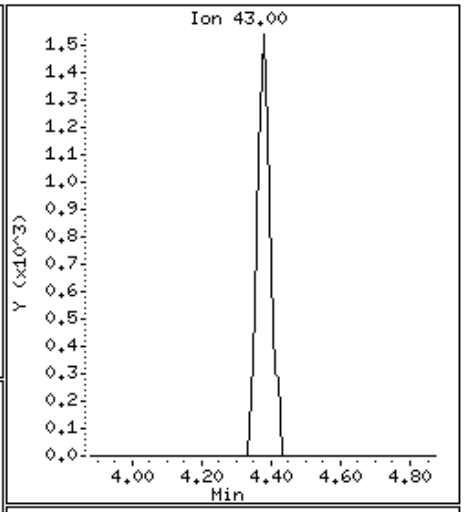

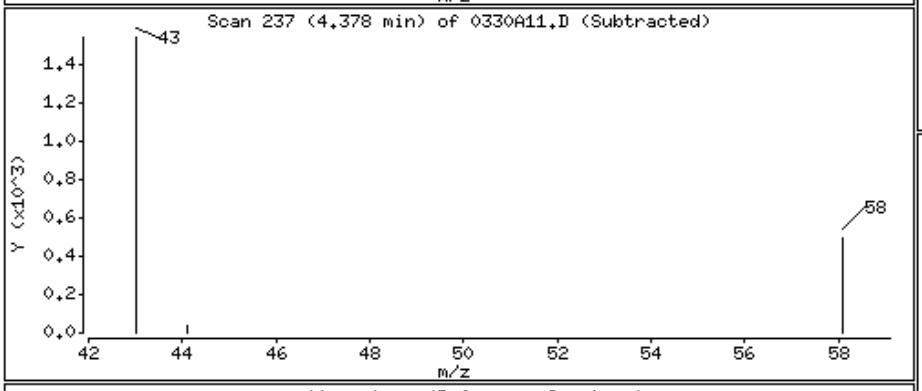

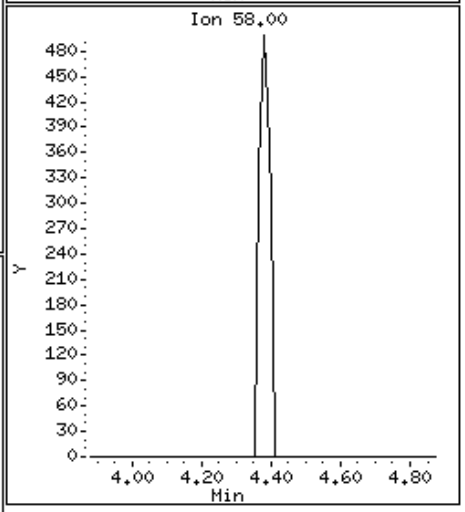

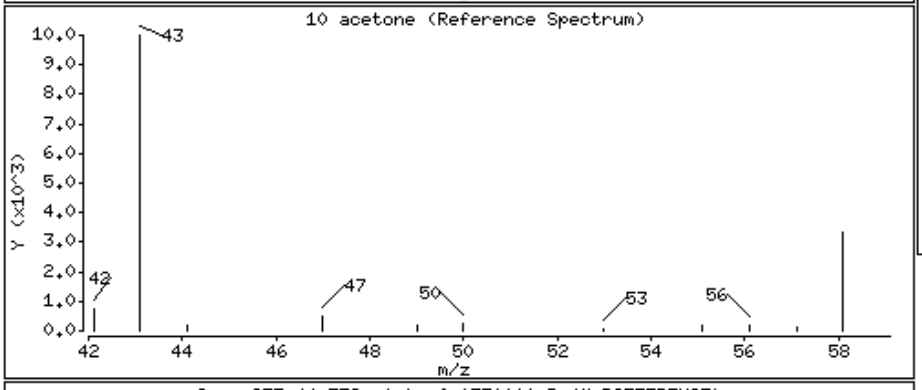

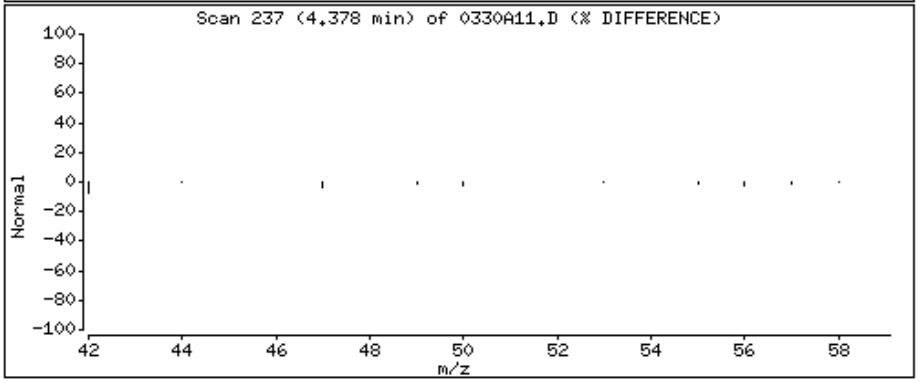

Data File: \\Orgserv2\ff\chem\GCMSVOA\Elaine.i\140330.b\0330A11.D

Date : 30-MAR-2014 22:10

Client ID:

Instrument: Elaine.i

Sample Info: 11406036-52,31,10,,a

Purge Volume: 10.0

Operator: PD

Column phase:

Column diameter: 0.18

23 1,1-dichloroethane

Concentration: 16.411 ngs

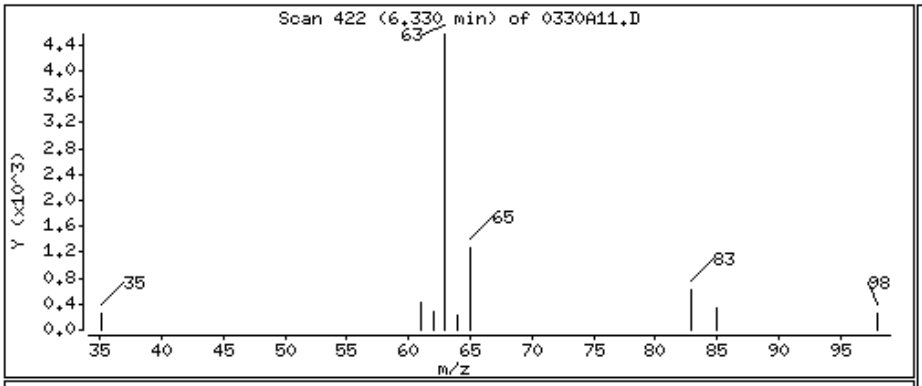

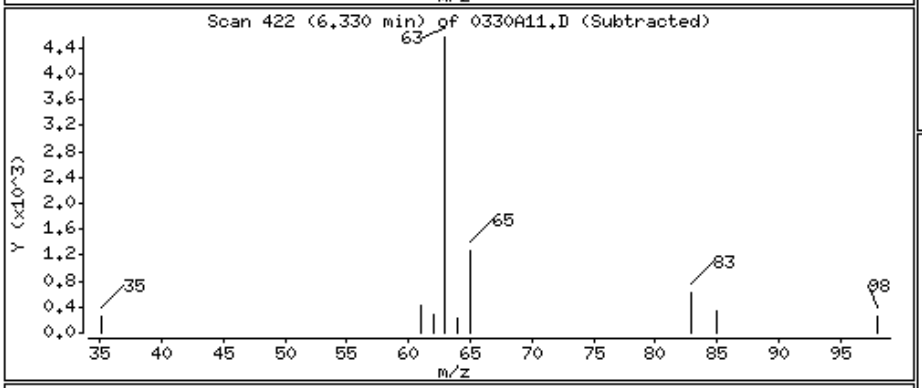

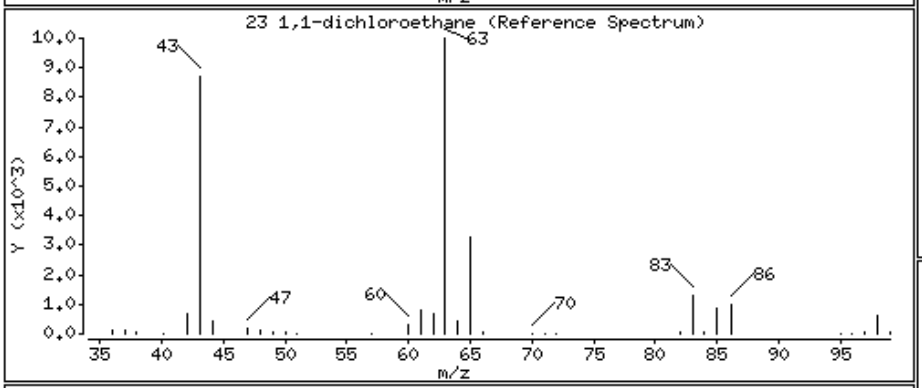

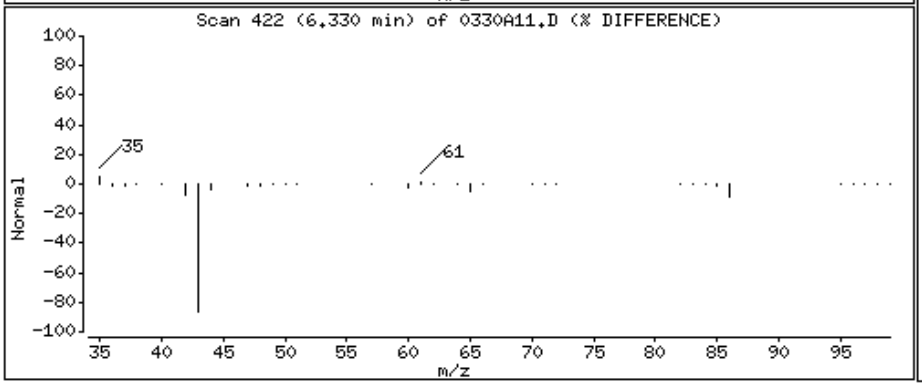

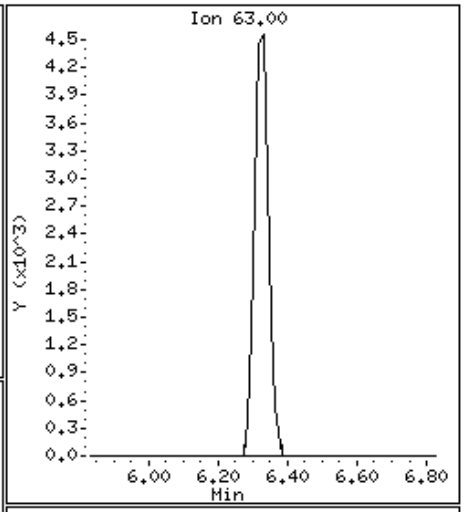

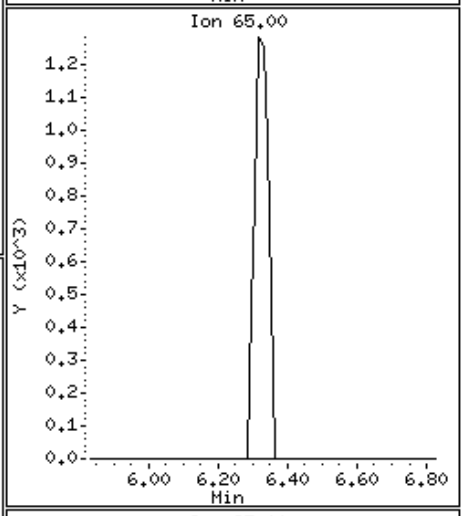

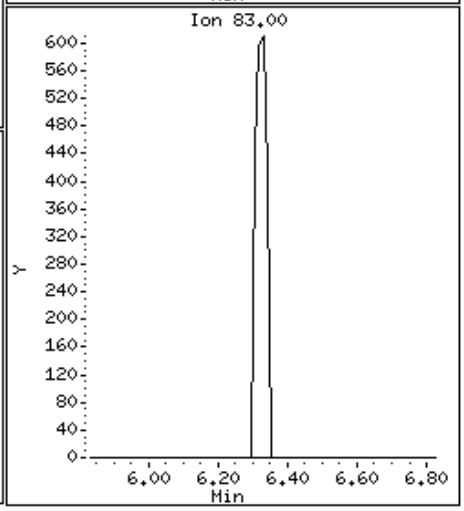

Data File: \\Orgserv2\ff\chem\GCMSVOA\Elaine.i\140330.b\0330A11.D

Date : 30-MAR-2014 22:10

Client ID:

Instrument: Elaine.i

Sample Info: 11406036-52,31,10,,a

Purge Volume: 10.0

Operator: PD

Column phase:

Column diameter: 0.18

29 cis-1,2-dichloroethene

Concentration: 79.552 ngs

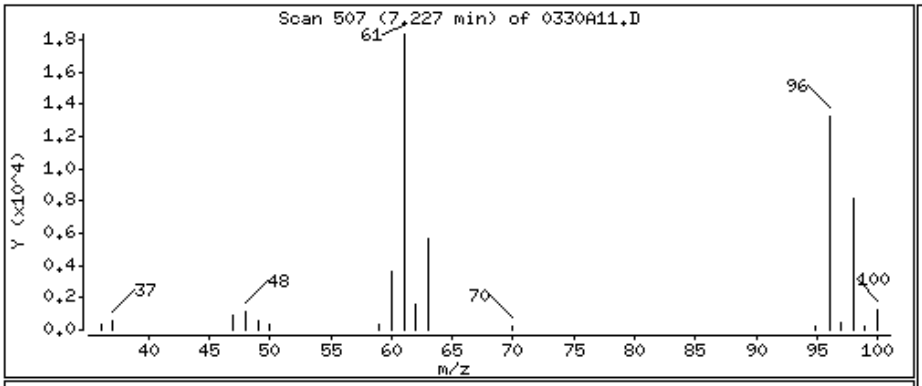

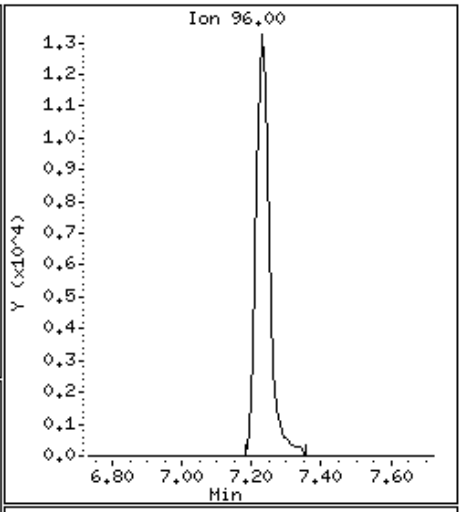

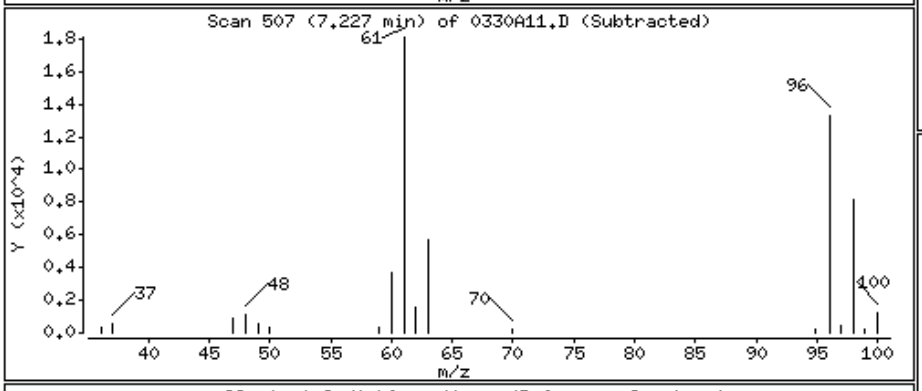

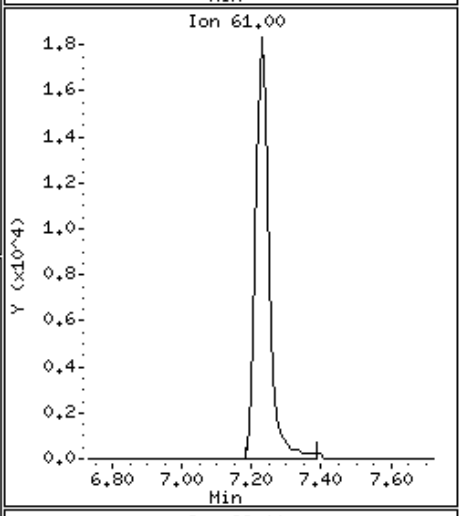

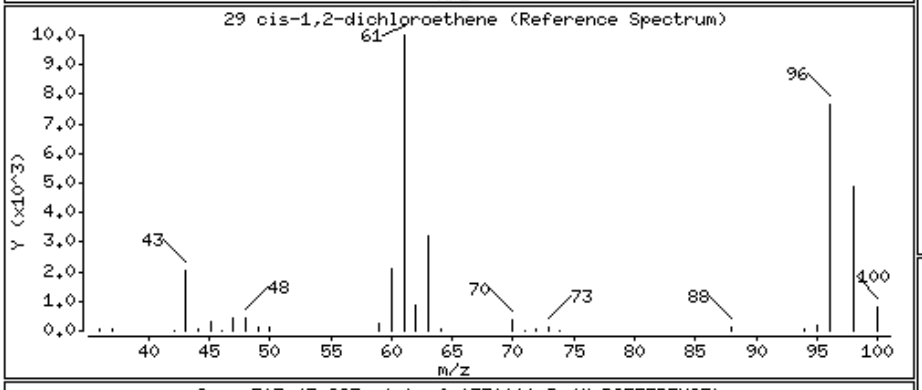

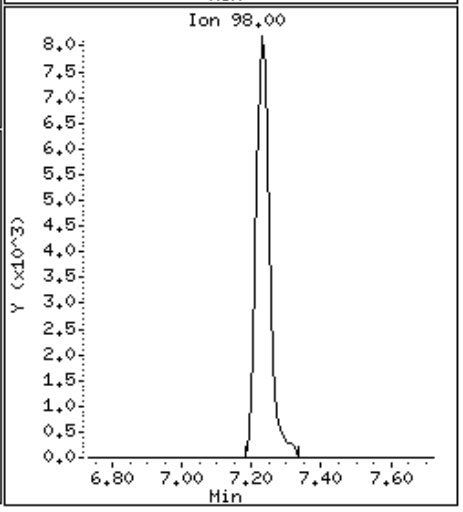

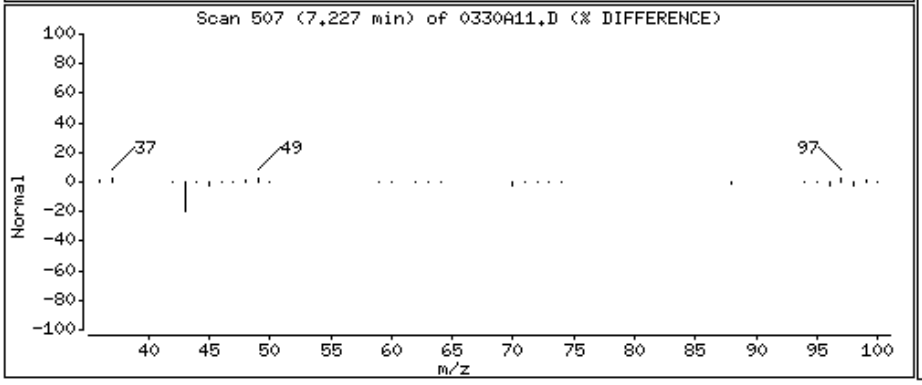

Data File: \\Orgserv2\ff\chem\GCMSVOA\Elaine.i\140330.b\0330A11.D

Date : 30-MAR-2014 22:10

Client ID:

Instrument: Elaine.i

Sample Info: 11406036-52,31,10,,a

Purge Volume: 10.0

Operator: PD

Column phase:

Column diameter: 0.18

30 chloroform

Concentration: 27.834 ngs

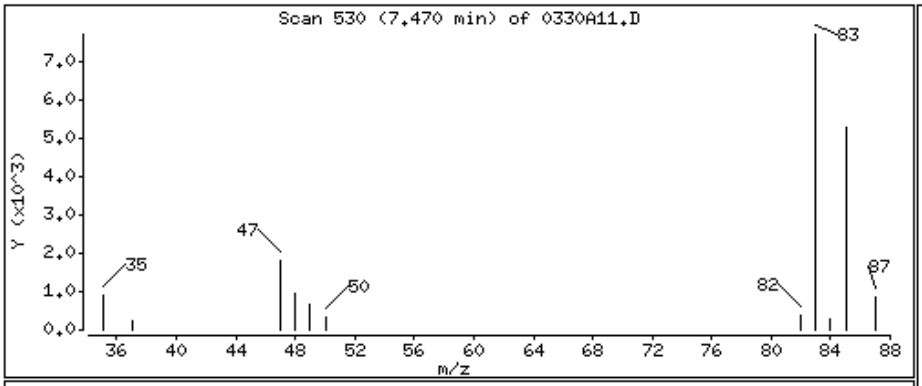

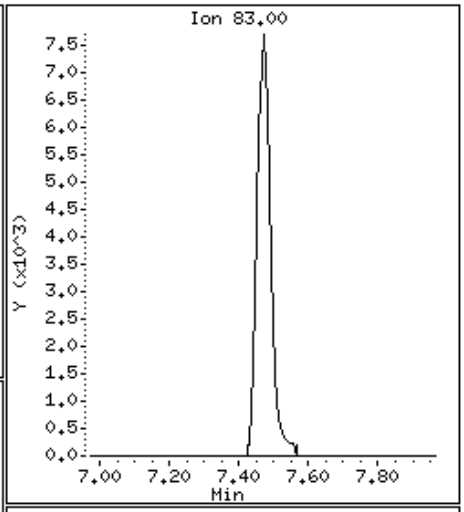

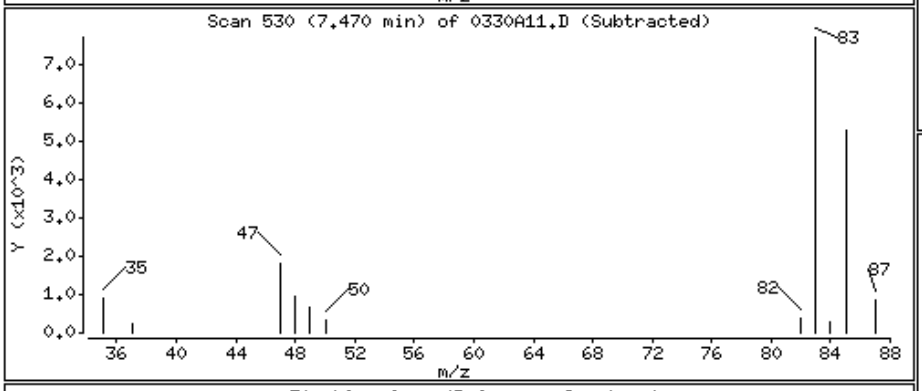

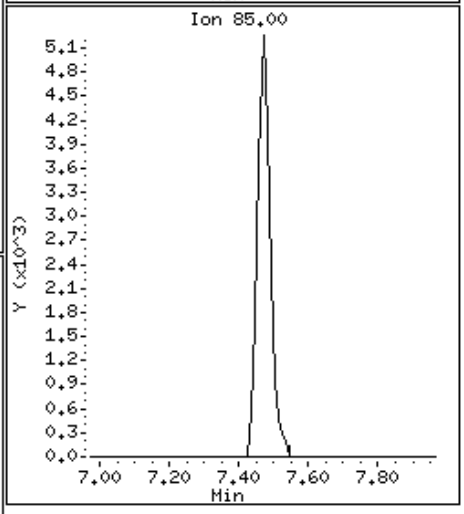

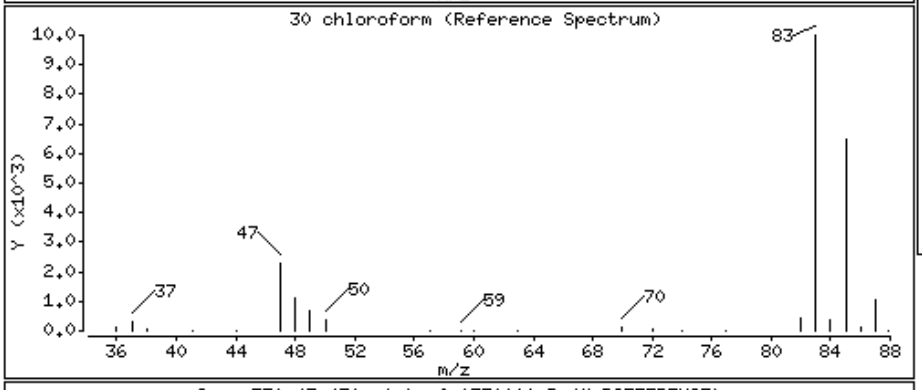

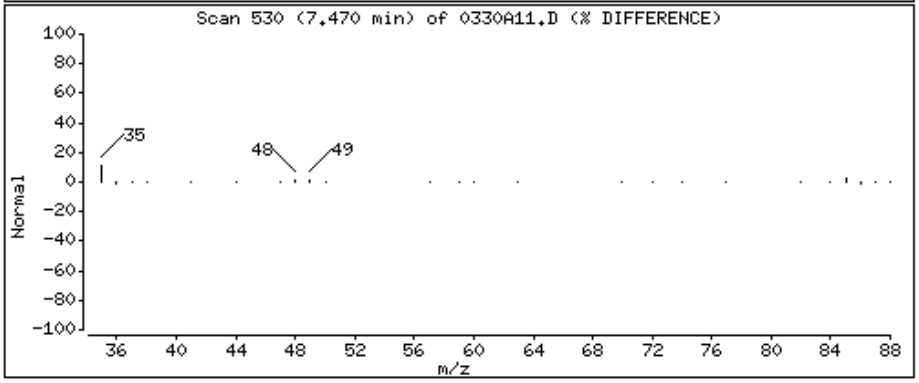

Data File: \\Orgserv2\ff\chem\GCMSVOA\Elaine.i\140330.b\0330A11.D

Date : 30-MAR-2014 22:10

Client ID:

Instrument: Elaine.i

Sample Info: 11406036-52,31,10,,a

Purge Volume: 10.0

Operator: PD

Column phase:

Column diameter: 0.18

47 trichloroethene

Concentration: 24.410 ngs

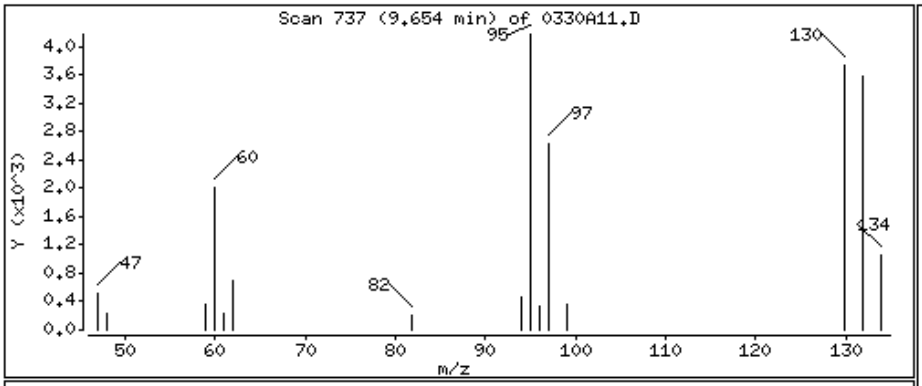

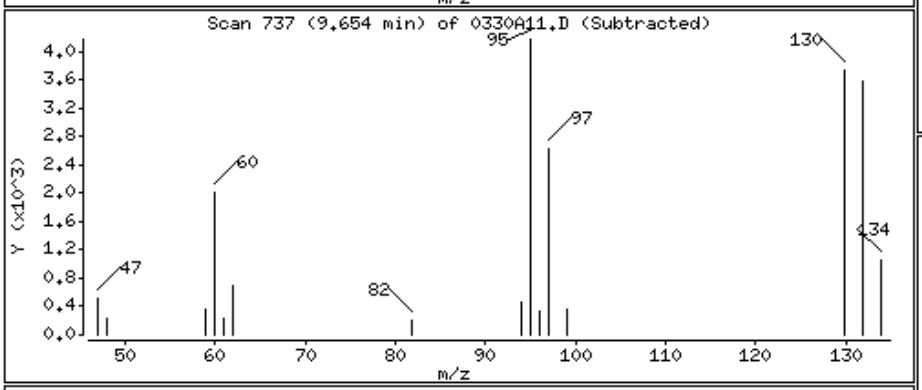

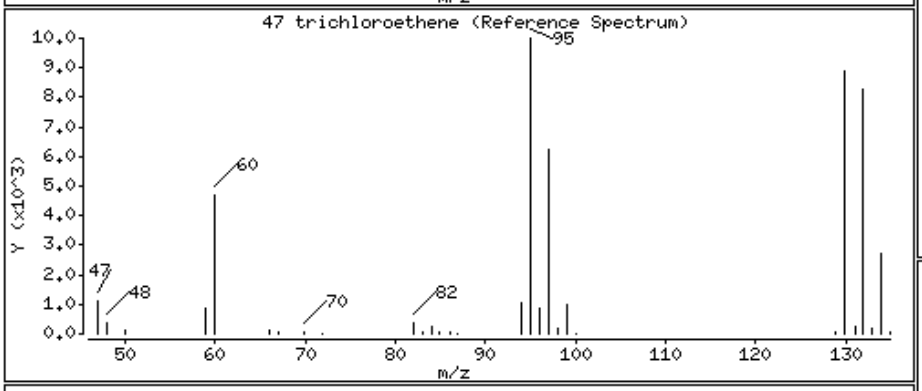

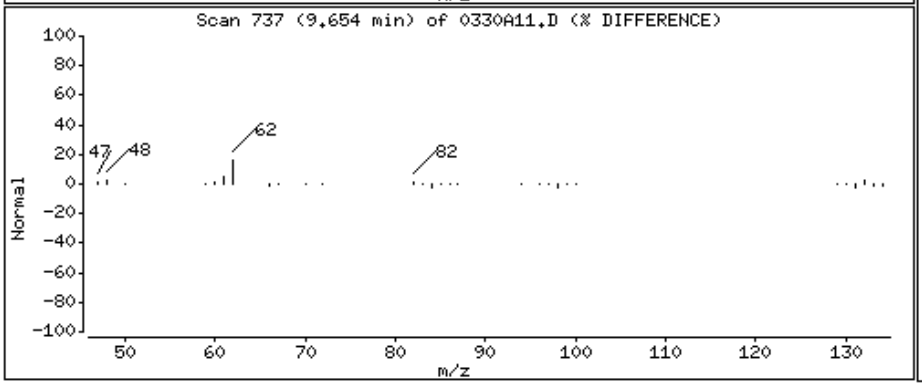

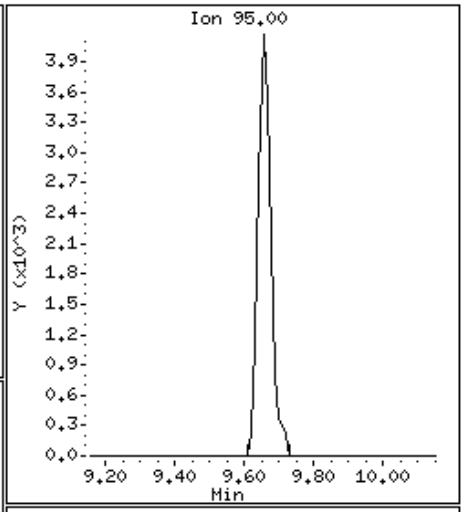

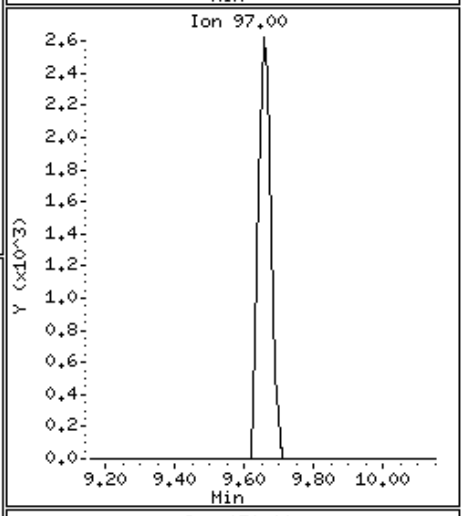

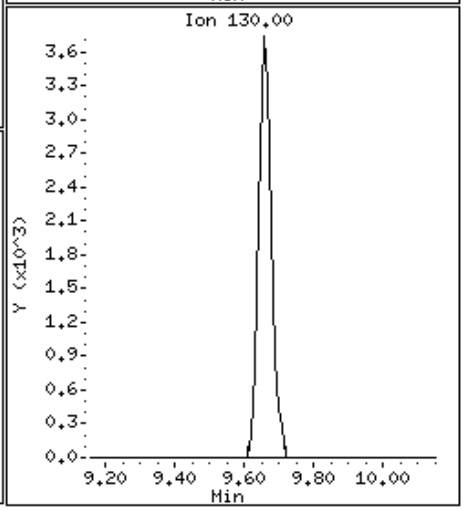

Data File: \\Orgserv2\ff\chem\GCMSVOA\Elaine.i\140330.b\0330A11.D

Date : 30-MAR-2014 22:10

Client ID:

Instrument: Elaine.i

Sample Info: l1406036-52,31,10,,a

Purge Volume: 10.0

Operator: PD

Column phase:

Column diameter: 0.18

66 tetrachloroethene

Concentration: 7.221 ngs

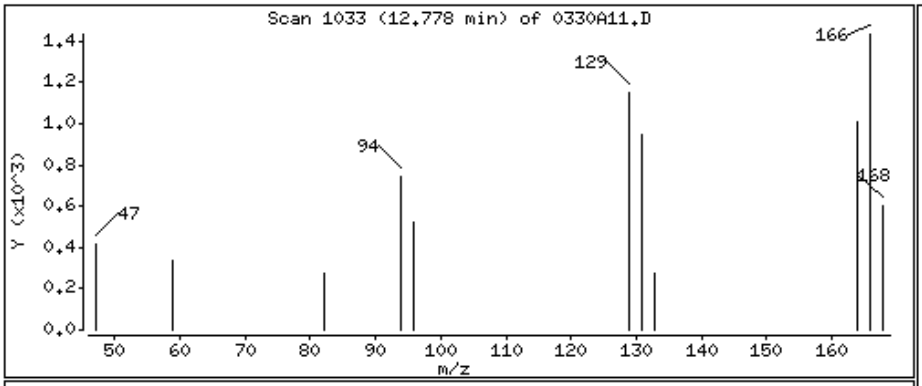

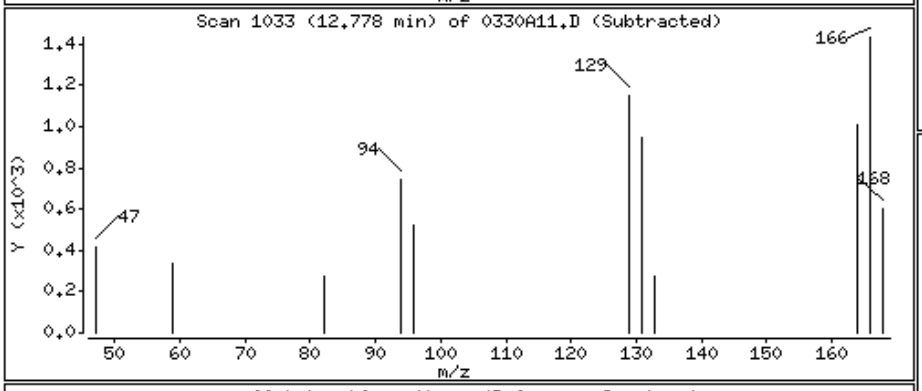

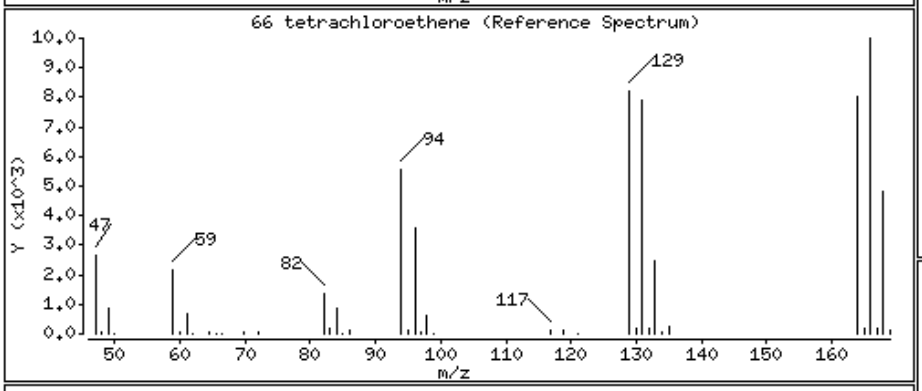

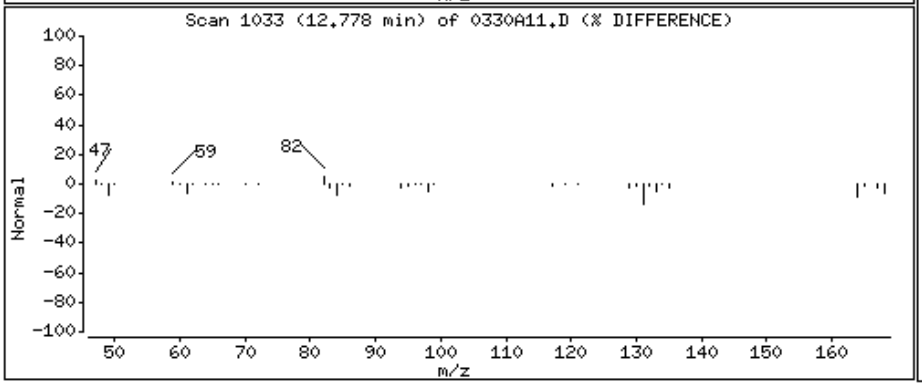

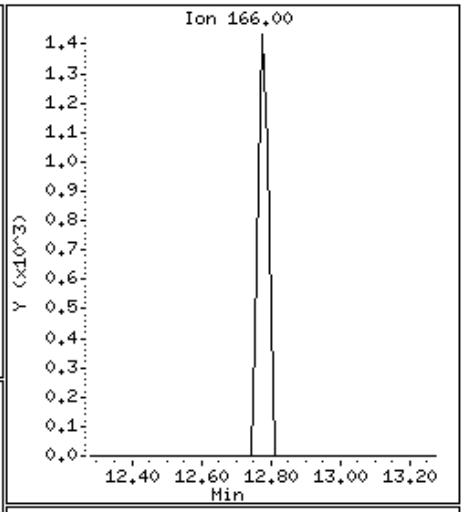

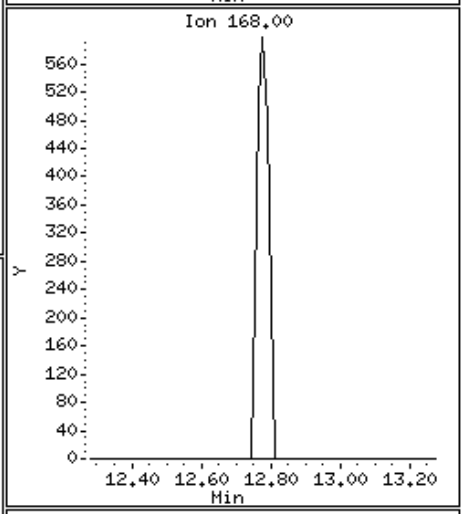

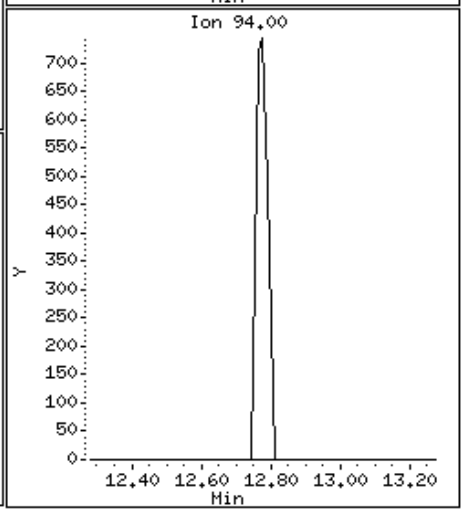

Alpha Analytical Labs

Manual Integration

Sample Info	: l1406036-52,31,10,,a wg679027,ical9341		
Instrument ID	: Elaine.i		
Method	: liq8260C.m		
File	: 0330A11.D		
Injection Date	: 30-MAR-2014 22:10		
Quantitation	: ISTD	Integrator :	HP RTE
Dilution Factor	: 1.00	Sample Type:	SAMPLE

This File has no version history.

//Orgserv2/ff/chem/GCMSVOA/Elaine.i/140330.b/original/0330A11.D

Alpha Analytical Labs

gc/ms voa - Elaine

Data file : \\Orgserv2\ff\chem\GCMSVOA\Elaine.i\140330.b\0330A12.D
Lab Smp Id:
Inj Date : 30-MAR-2014 22:44
Operator : PD Inst ID: Elaine.i
Smp Info : l1406036-53,31,10,,a
Misc Info : wg679027,ical9341
Comment :
Method : \\Orgserv2\ff\chem\GCMSVOA\Elaine.i\140330.b\liq8260C.m
Meth Date : 31-Mar-2014 09:11 pduczmalew Quant Type: ISTD
Cal Date : 24-MAR-2014 23:22 Cal File: 0324A06.D
Als bottle: 1
Dil Factor: 1.00000
Integrator: HP RTE Compound Sublist: NJTCL.sub
Target Version: 4.12
Processing Host: VIRTUALXP-76524

Concentration Formula: Amt * DF * CpndVariable
Cpnd Variable Local Compound Variable

	Compounds	QUANT SIG MASS	RT	EXP RT	REL RT	RESPONSE	CONCENTRATIONS ON-COLUMN (ngs)	FINAL (ngs)	REVIEW CODE
	1 dichlorodifluoromethane	85	Compound Not Detected.						
	2 chloromethane	50	Compound Not Detected.						
	3 vinyl chloride	62	Compound Not Detected.						
	4 bromomethane	94	Compound Not Detected.						
	5 chloroethane	64	Compound Not Detected.						
	6 trichlorofluoromethane	101	Compound Not Detected.						
	9 freon-113	101	Compound Not Detected.						
	10 acetone	43	4.377	4.377	(0.485)	1372	16.6803	16.680(Q)	
	11 1,1,-dichloroethene	96	Compound Not Detected.						
	13 Methyl Acetate	43	Compound Not Detected.						
	14 methylene chloride	84	Compound Not Detected.						
	15 carbon disulfide	76	Compound Not Detected.						
	17 methyl tert butyl ether	73	Compound Not Detected.						
	19 trans-1,2-dichloroethene	96	Compound Not Detected.						
	23 1,1-dichloroethane	63	Compound Not Detected.						
	26 2-butanone	43	Compound Not Detected.						
	29 cis-1,2-dichloroethene	96	Compound Not Detected.						
	30 chloroform	83	Compound Not Detected.						
	31 bromochloromethane	128	Compound Not Detected.						
$	34 dibromofluoromethane	113	7.797	7.786	(0.863)	32400	93.1001	93.100	
	36 1,1,1-trichloroethane	97	Compound Not Detected.						
	37 Cyclohexane	56	Compound Not Detected.						
	39 carbontetrachloride	117	Compound Not Detected.						
$	41 1,2-dichloroethane-d4	65	8.535	8.535	(0.945)	40088	95.8459	95.845	
	42 1,2-dichloroethane	62	Compound Not Detected.						
	43 benzene	78	Compound Not Detected.						
*	45 flourobenzene	96	9.031	9.031	(1.000)	150457	100.000		
	47 trichloroethene	95	Compound Not Detected.						

	Compounds	QUANT SIG MASS	RT	EXP RT	REL RT	RESPONSE	CONCENTRATIONS ON-COLUMN (ngs)	CONCENTRATIONS FINAL (ngs)	REVIEW CODE
	48 methyl cyclohexane	83	Compound Not Detected.						
	49 1,2-dichloropropane	63	Compound Not Detected.						
	50 bromodichloromethane	83	Compound Not Detected.						
	51 1,4-Dioxane	88	Compound Not Detected.						
	54 4-methyl-2-pentanone	58	Compound Not Detected.						
	57 cis-1,3-dichloropropene	75	Compound Not Detected.						
$	58 toluene-d8	98	11.564	11.564	(0.820)	167958	103.021	103.020	
	59 toluene	92	Compound Not Detected.						
	62 trans-1,3-dichloropropene	75	Compound Not Detected.						
	64 2-hexanone	43	Compound Not Detected.						
	63 1,1,2-trichloroethane	83	Compound Not Detected.						
	66 tetrachloroethene	166	Compound Not Detected.						
	67 chlorodibromomethane	129	Compound Not Detected.						
	68 1,2-dibromoethane	107	Compound Not Detected.						
*	69 chlorobenzene-d5	117	14.097	14.097	(1.000)	128807	100.000		
	70 chlorobenzene	112	Compound Not Detected.						
	72 ethyl benzene	91	Compound Not Detected.						
	73 p/m xylene	106	Compound Not Detected.						
	74 o xylene	106	Compound Not Detected.						
	75 styrene	104	Compound Not Detected.						
	76 isopropylbenzene	105	Compound Not Detected.						
	77 bromoform	173	Compound Not Detected.						
	79 1,1,2,2,-tetrachloroethane	83	Compound Not Detected.						
$	80 4-bromofluorobenzene	95	16.228	16.228	(0.884)	72946	99.9486	99.948	
	93 1,3-dichlorobenzene	146	Compound Not Detected.						
*	94 1,4-dichlorobenzene-d4	152	18.360	18.360	(1.000)	59589	100.000		
	95 1,4-dichlorobenzene	146	Compound Not Detected.						
	98 1,2-dichlorobenzene	146	Compound Not Detected.						
	100 1,2-dibromo-3-chloropropane	75	Compound Not Detected.						
	102 1,2,4-trichlorobenzene	180	Compound Not Detected.						
	105 1,2,3-trichlorobenzene	180	Compound Not Detected.						

QC Flag Legend

Q - Qualifier signal failed the ratio test.

Alpha Analytical Labs

gc/ms voa - Elaine

Data file : \\Orgserv2\ff\chem\GCMSVOA\Elaine.i\140330.b\0330A12.D
Lab Smp Id:
Inj Date : 30-MAR-2014 22:44
Operator : PD Inst ID: Elaine.i
Smp Info : l1406036-53,31,10,,a
Misc Info : wg679027,ical9341
Comment :
Method : \\Orgserv2\ff\chem\GCMSVOA\Elaine.i\140330.b\liq8260C.m
Meth Date : 31-Mar-2014 09:11 pduczmalew Quant Type: ISTD
Cal Date : 24-MAR-2014 23:22 Cal File: 0324A06.D
Als bottle: 1
Dil Factor: 1.00000
Integrator: HP RTE Compound Sublist: NJTCL.sub
Target Version: 4.12
Processing Host: VIRTUALXP-76524

- NO TENTATIVELY IDENTIFIED COMPOUNDS -

Alpha Analytical Labs

INTERNAL STANDARD COMPOUNDS
AREA AND RT SUMMARY

Instrument ID: Elaine.i
Lab File ID: 0330A12.D
Lab Smp Id:
Analysis Type: VOA
Quant Type: ISTD
Operator: PD
Method File: \\Orgserv2\ff\chem\GCMSVOA\Elaine.i\140330.b\liq8260C.m
Misc Info: wg679027,ical9341

Calibration Date: 30-MAR-2014
Calibration Time: 16:21
Level: LOW
Sample Type: WATER

Test Mode:
Use Last Continuing Calibrator.
If Continuing Cal. use Initial Cal. Level 3

COMPOUND	STANDARD	AREA LIMIT LOWER	AREA LIMIT UPPER	SAMPLE	%DIFF
45 flourobenzene	194962	97481	389924	150457	-22.83
69 chlorobenzene-d5	166235	83118	332470	128807	-22.52
94 1,4-dichlorobenze	89072	44536	178144	59589	-33.10

COMPOUND	STANDARD	RT LIMIT LOWER	RT LIMIT UPPER	SAMPLE	%DIFF
45 flourobenzene	9.03	8.53	9.53	9.03	-0.00
69 chlorobenzene-d5	14.10	13.60	14.60	14.10	-0.00
94 1,4-dichlorobenze	18.36	17.86	18.86	18.36	-0.00

AREA UPPER LIMIT = +100% of internal standard area.
AREA LOWER LIMIT = - 50% of internal standard area.
RT UPPER LIMIT = + 0.50 minutes of internal standard RT.
RT LOWER LIMIT = - 0.50 minutes of internal standard RT.

Alpha Analytical Labs

RECOVERY REPORT

Client Name: Client SDG: SDGa00307
Sample Matrix: LIQUID Fraction: VOA
Lab Smp Id:
Level: LOW Operator: PD
Data Type: MS DATA SampleType: SAMPLE
SpikeList File: curveall.spk Quant Type: ISTD
Sublist File: NJTCL.sub
Method File: \\Orgserv2\ff\chem\GCMSVOA\Elaine.i\140330.b\liq8260C.m
Misc Info: wg679027,ical9341

SURROGATE COMPOUND	AMOUNT ADDED ngs	AMOUNT RECOVERED ngs	% RECOVERED	LIMITS
$ 34 dibromofluorometha	100.000	93.100	93.10	70-130
$ 41 1,2-dichloroethane	100.000	95.845	95.85	70-130
$ 58 toluene-d8	100.000	103.020	103.02	70-130
$ 80 4-bromofluorobenze	100.000	99.948	99.95	70-130

Data File: \\Orgserv2\ff\chem\GCMSVOA\Elaine.i\140330.b\0330A12.D
Date : 30-MAR-2014 22:44
Client ID:
Sample Info: 11406036-53,31,10,,a
Purge Volume: 10.0
Column phase:

Instrument: Elaine.i
Operator: PD
Column diameter: 0.18

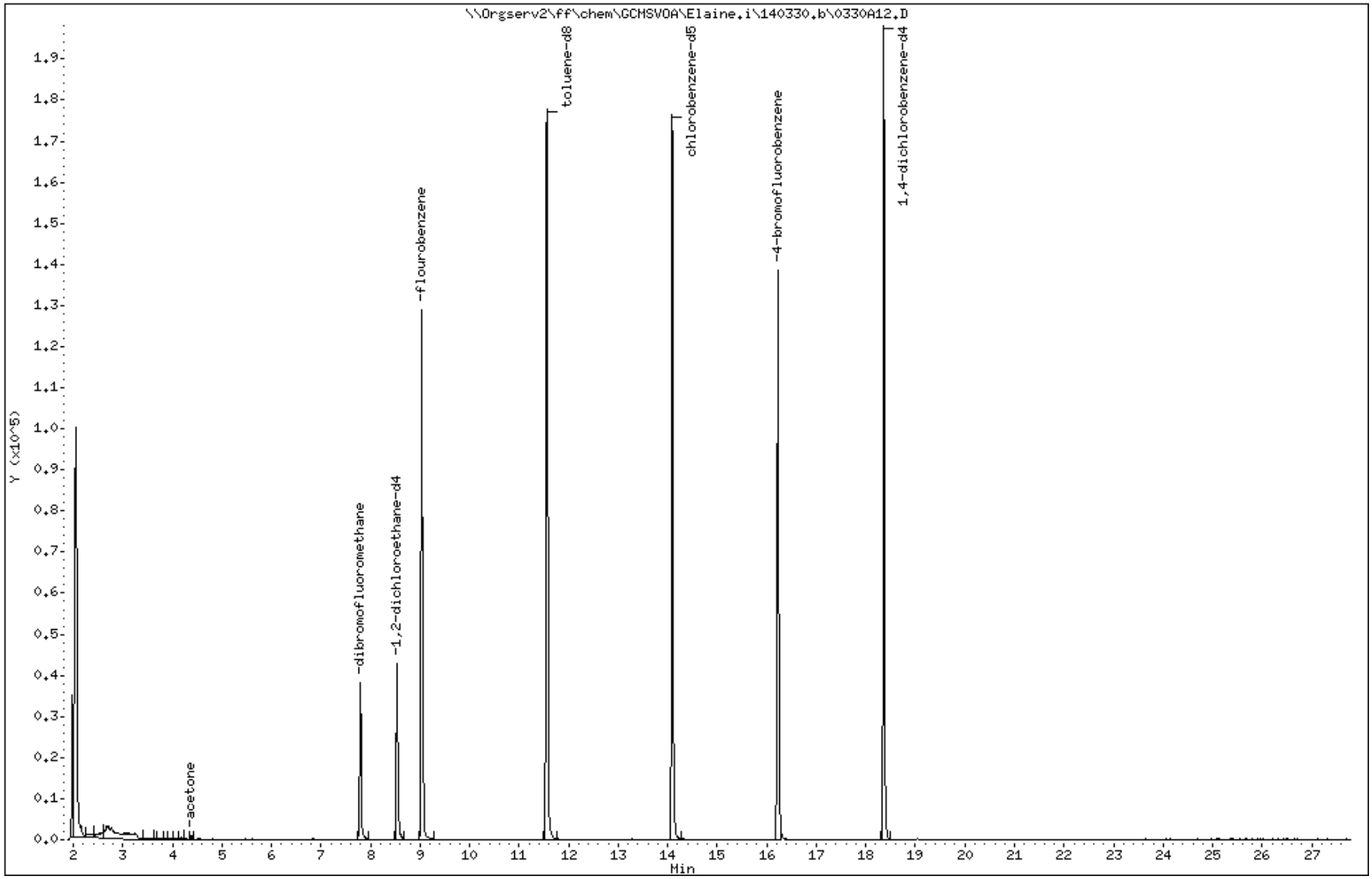

Data File: \\Orgserv2\ff\chem\GCMSVOA\Elaine.i\140330.b\0330A12.D

Date : 30-MAR-2014 22:44

Client ID:

Instrument: Elaine.i

Sample Info: 11406036-53,31,10,,a

Purge Volume: 10.0

Operator: PD

Column phase:

Column diameter: 0.18

10 acetone

Concentration: 16.680 ngs

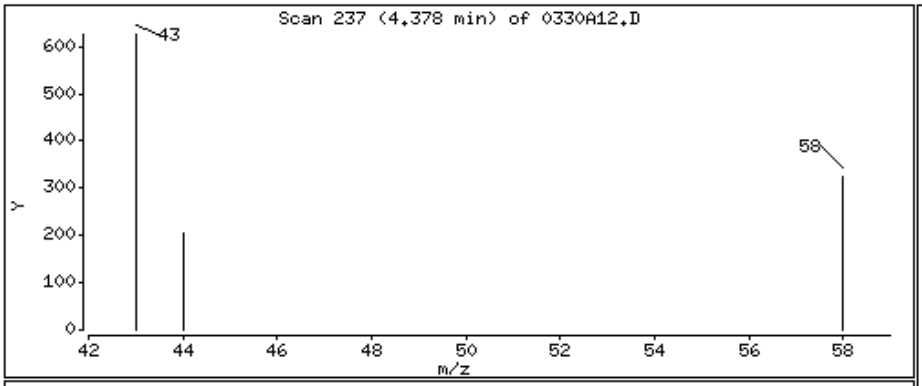

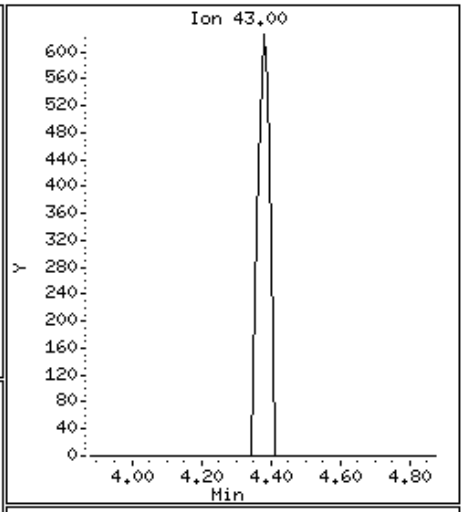

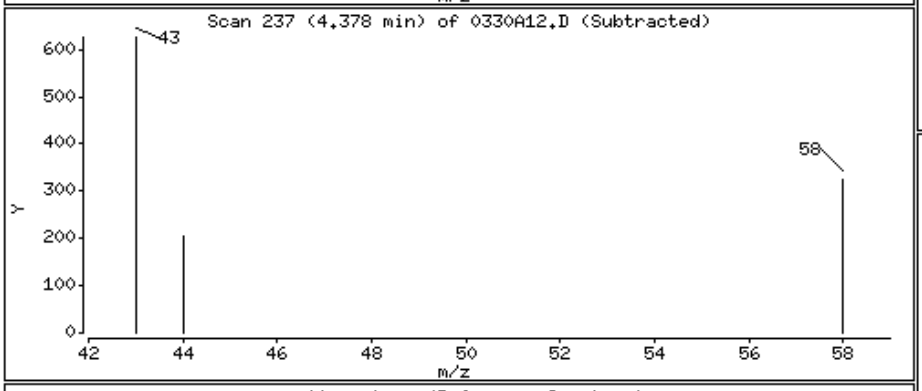

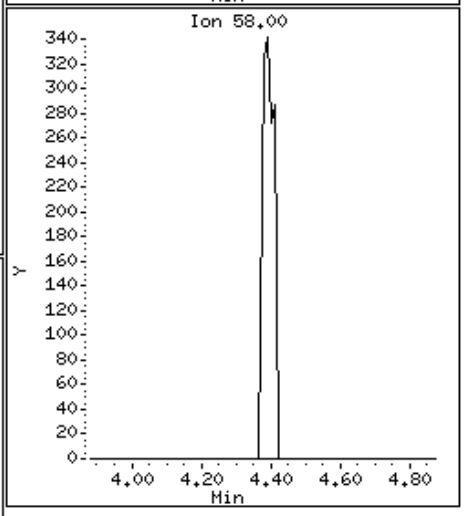

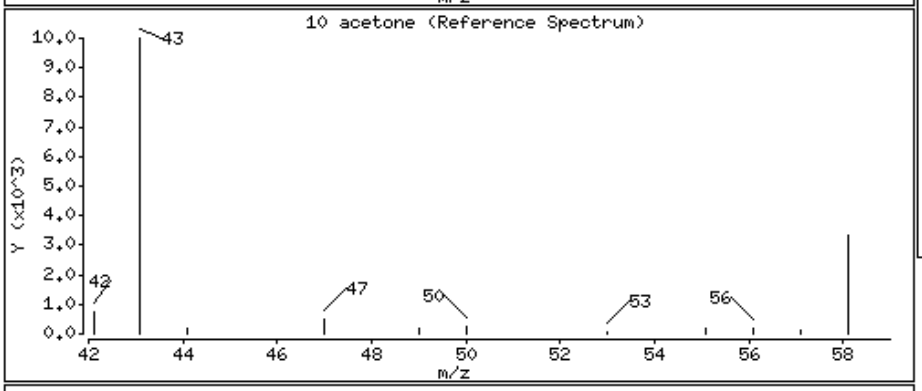

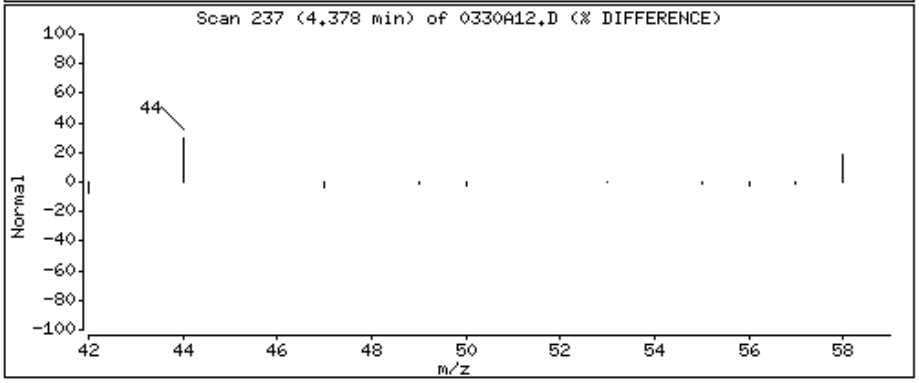

Alpha Analytical Labs

Manual Integration

Sample Info	: l1406036-53,31,10,,a wg679027,ical9341		
Instrument ID	: Elaine.i		
Method	: liq8260C.m		
File	: 0330A12.D		
Injection Date	: 30-MAR-2014 22:44		
Quantitation	: ISTD	Integrator :	HP RTE
Dilution Factor	: 1.00	Sample Type:	SAMPLE

This File has no version history.

//Orgserv2/ff/chem/GCMSVOA/Elaine.i/140330.b/original/0330A12.D

Alpha Analytical Labs

gc/ms voa - Elaine

Data file : \\Orgserv2\ff\chem\GCMSVOA\Elaine.i\140330.b\0330A13.D
Lab Smp Id:
Inj Date : 30-MAR-2014 23:19
Operator : PD Inst ID: Elaine.i
Smp Info : l1406036-54,31,10,,a
Misc Info : wg679027,ical9341
Comment :
Method : \\Orgserv2\ff\chem\GCMSVOA\Elaine.i\140330.b\liq8260C.m
Meth Date : 31-Mar-2014 09:11 pduczmalew Quant Type: ISTD
Cal Date : 24-MAR-2014 23:22 Cal File: 0324A06.D
Als bottle: 1
Dil Factor: 1.00000
Integrator: HP RTE Compound Sublist: NJTCL.sub
Target Version: 4.12
Processing Host: VIRTUALXP-76524

Concentration Formula: Amt * DF * CpndVariable
Cpnd Variable Local Compound Variable

	Compounds	QUANT SIG MASS	RT	EXP RT	REL RT	RESPONSE	CONCENTRATIONS ON-COLUMN (ngs)	FINAL (ngs)	REVIEW CODE
	1 dichlorodifluoromethane	85	Compound Not Detected.						
	2 chloromethane	50	Compound Not Detected.						
	3 vinyl chloride	62	Compound Not Detected.						
	4 bromomethane	94	Compound Not Detected.						
	5 chloroethane	64	Compound Not Detected.						
	6 trichlorofluoromethane	101	Compound Not Detected.						
	9 freon-113	101	Compound Not Detected.						
	10 acetone	43	4.377	4.377	(0.485)	1682	20.9009	20.900	
	11 1,1,-dichloroethene	96	Compound Not Detected.						
	13 Methyl Acetate	43	Compound Not Detected.						
	14 methylene chloride	84	Compound Not Detected.						
	15 carbon disulfide	76	Compound Not Detected.						
	17 methyl tert butyl ether	73	Compound Not Detected.						
	19 trans-1,2-dichloroethene	96	Compound Not Detected.						
	23 1,1-dichloroethane	63	Compound Not Detected.						
	26 2-butanone	43	Compound Not Detected.						
	29 cis-1,2-dichloroethene	96	Compound Not Detected.						
	30 chloroform	83	Compound Not Detected.						
	31 bromochloromethane	128	Compound Not Detected.						
$	34 dibromofluoromethane	113	7.786	7.786	(0.862)	32482	95.3977	95.397	
	36 1,1,1-trichloroethane	97	Compound Not Detected.						
	37 Cyclohexane	56	Compound Not Detected.						
	39 carbontetrachloride	117	Compound Not Detected.						
$	41 1,2-dichloroethane-d4	65	8.535	8.535	(0.945)	40296	98.4716	98.471	
	42 1,2-dichloroethane	62	Compound Not Detected.						
	43 benzene	78	Compound Not Detected.						
*	45 flourobenzene	96	9.031	9.031	(1.000)	147205	100.000		
	47 trichloroethene	95	Compound Not Detected.						

	Compounds	QUANT SIG MASS	RT	EXP RT	REL RT	RESPONSE	CONCENTRATIONS ON-COLUMN (ngs)	CONCENTRATIONS FINAL (ngs)	REVIEW CODE
	48 methyl cyclohexane	83	Compound Not Detected.						
	49 1,2-dichloropropane	63	Compound Not Detected.						
	50 bromodichloromethane	83	Compound Not Detected.						
	51 1,4-Dioxane	88	Compound Not Detected.						
	54 4-methyl-2-pentanone	58	Compound Not Detected.						
	57 cis-1,3-dichloropropene	75	Compound Not Detected.						
$	58 toluene-d8	98	11.564	11.564	(0.821)	166153	102.022	102.022	
	59 toluene	92	Compound Not Detected.						
	62 trans-1,3-dichloropropene	75	Compound Not Detected.						
	64 2-hexanone	43	Compound Not Detected.						
	63 1,1,2-trichloroethane	83	Compound Not Detected.						
	66 tetrachloroethene	166	Compound Not Detected.						
	67 chlorodibromomethane	129	Compound Not Detected.						
	68 1,2-dibromoethane	107	Compound Not Detected.						
*	69 chlorobenzene-d5	117	14.086	14.097	(1.000)	128670	100.000		
	70 chlorobenzene	112	Compound Not Detected.						
	72 ethyl benzene	91	Compound Not Detected.						
	73 p/m xylene	106	Compound Not Detected.						
	74 o xylene	106	Compound Not Detected.						
	75 styrene	104	Compound Not Detected.						
	76 isopropylbenzene	105	Compound Not Detected.						
	77 bromoform	173	Compound Not Detected.						
	79 1,1,2,2,-tetrachloroethane	83	Compound Not Detected.						
$	80 4-bromofluorobenzene	95	16.228	16.228	(0.884)	72223	99.2077	99.207	
	93 1,3-dichlorobenzene	146	Compound Not Detected.						
*	94 1,4-dichlorobenzene-d4	152	18.360	18.360	(1.000)	59439	100.000		
	95 1,4-dichlorobenzene	146	Compound Not Detected.						
	98 1,2-dichlorobenzene	146	Compound Not Detected.						
	100 1,2-dibromo-3-chloropropane	75	Compound Not Detected.						
	102 1,2,4-trichlorobenzene	180	Compound Not Detected.						
	105 1,2,3-trichlorobenzene	180	Compound Not Detected.						

Alpha Analytical Labs

gc/ms voa - Elaine

Data file : \\Orgserv2\ff\chem\GCMSVOA\Elaine.i\140330.b\0330A13.D
Lab Smp Id:
Inj Date : 30-MAR-2014 23:19
Operator : PD Inst ID: Elaine.i
Smp Info : l1406036-54,31,10,,a
Misc Info : wg679027,ical9341
Comment :
Method : \\Orgserv2\ff\chem\GCMSVOA\Elaine.i\140330.b\liq8260C.m
Meth Date : 31-Mar-2014 09:11 pduczmalew Quant Type: ISTD
Cal Date : 24-MAR-2014 23:22 Cal File: 0324A06.D
Als bottle: 1
Dil Factor: 1.00000
Integrator: HP RTE Compound Sublist: NJTCL.sub
Target Version: 4.12
Processing Host: VIRTUALXP-76524

- NO TENTATIVELY IDENTIFIED COMPOUNDS -

Alpha Analytical Labs

INTERNAL STANDARD COMPOUNDS
AREA AND RT SUMMARY

Instrument ID: Elaine.i
Lab File ID: 0330A13.D
Lab Smp Id:
Analysis Type: VOA
Quant Type: ISTD
Operator: PD
Method File: \\Orgserv2\ff\chem\GCMSVOA\Elaine.i\140330.b\liq8260C.m
Misc Info: wg679027,ical9341

Calibration Date: 30-MAR-2014
Calibration Time: 16:21
Level: LOW
Sample Type: WATER

Test Mode:
Use Last Continuing Calibrator.
If Continuing Cal. use Initial Cal. Level 3

COMPOUND	STANDARD	AREA LIMIT LOWER	AREA LIMIT UPPER	SAMPLE	%DIFF
45 flourobenzene	194962	97481	389924	147205	-24.50
69 chlorobenzene-d5	166235	83118	332470	128670	-22.60
94 1,4-dichlorobenze	89072	44536	178144	59439	-33.27

COMPOUND	STANDARD	RT LIMIT LOWER	RT LIMIT UPPER	SAMPLE	%DIFF
45 flourobenzene	9.03	8.53	9.53	9.03	-0.00
69 chlorobenzene-d5	14.10	13.60	14.60	14.09	-0.08
94 1,4-dichlorobenze	18.36	17.86	18.86	18.36	-0.00

AREA UPPER LIMIT = +100% of internal standard area.
AREA LOWER LIMIT = - 50% of internal standard area.
RT UPPER LIMIT = + 0.50 minutes of internal standard RT.
RT LOWER LIMIT = - 0.50 minutes of internal standard RT.

Alpha Analytical Labs

RECOVERY REPORT

Client Name: Client SDG: SDGa00307
Sample Matrix: LIQUID Fraction: VOA
Lab Smp Id:
Level: LOW Operator: PD
Data Type: MS DATA SampleType: SAMPLE
SpikeList File: curveall.spk Quant Type: ISTD
Sublist File: NJTCL.sub
Method File: \\Orgserv2\ff\chem\GCMSVOA\Elaine.i\140330.b\liq8260C.m
Misc Info: wg679027,ical9341

SURROGATE COMPOUND	AMOUNT ADDED ngs	AMOUNT RECOVERED ngs	% RECOVERED	LIMITS
$ 34 dibromofluorometha	100.000	95.397	95.40	70-130
$ 41 1,2-dichloroethane	100.000	98.471	98.47	70-130
$ 58 toluene-d8	100.000	102.022	102.02	70-130
$ 80 4-bromofluorobenze	100.000	99.207	99.21	70-130

Data File: \\Orgserv2\ff\chem\GCMSVOA\Elaine.i\140330.b\0330A13.D
Date : 30-MAR-2014 23:19
Client ID:
Sample Info: 11406036-54,31,10,,a
Purge Volume: 10.0
Column phase:

Instrument: Elaine.i
Operator: PD
Column diameter: 0.18

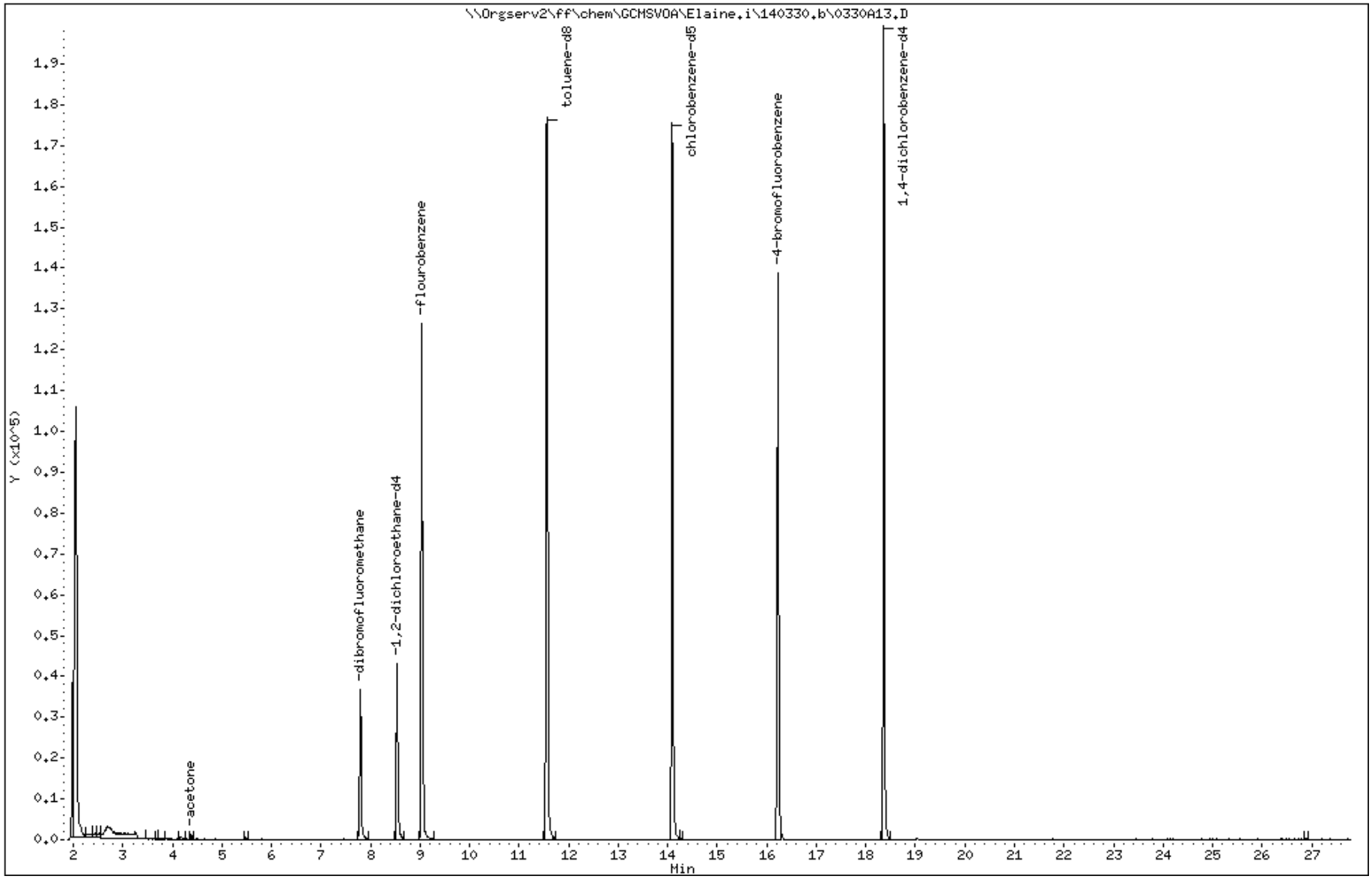

Data File: \\Orgserv2\ff\chem\GCMSVOA\Elaine.i\140330.b\0330A13.D

Date : 30-MAR-2014 23:19

Client ID:

Instrument: Elaine.i

Sample Info: 11406036-54,31,10,,a

Purge Volume: 10.0

Operator: PD

Column phase:

Column diameter: 0.18

10 acetone

Concentration: 20.900 ngs

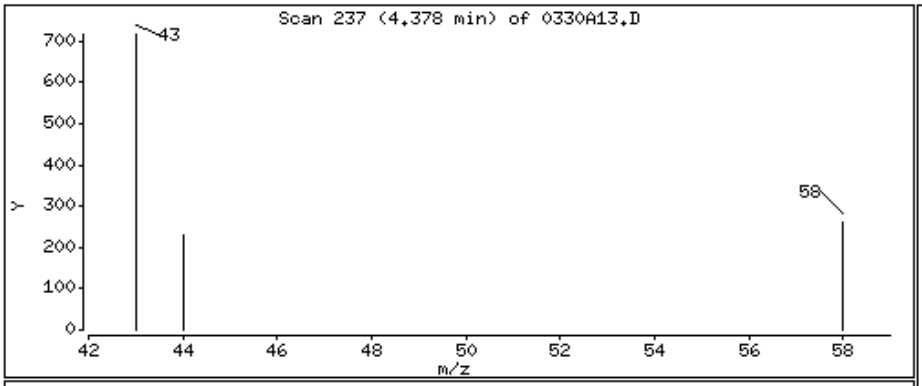

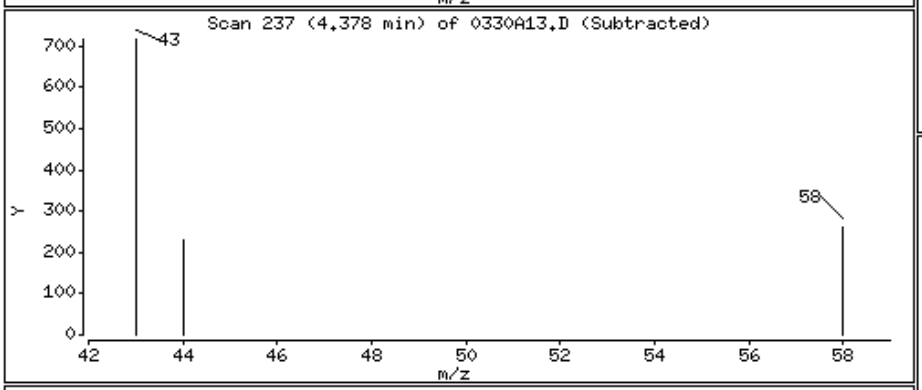

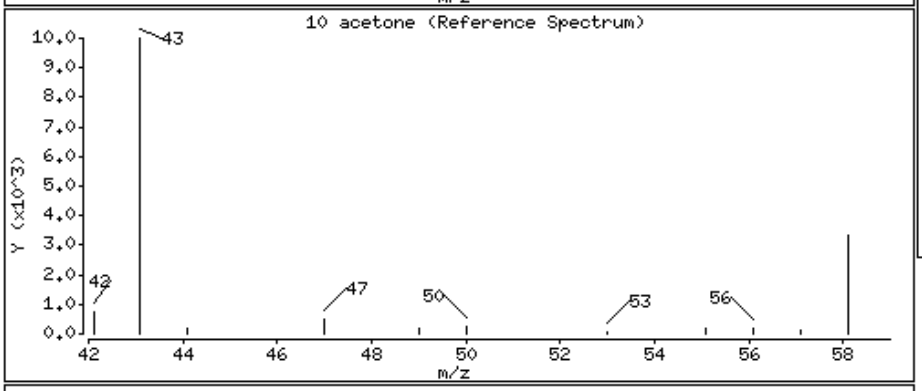

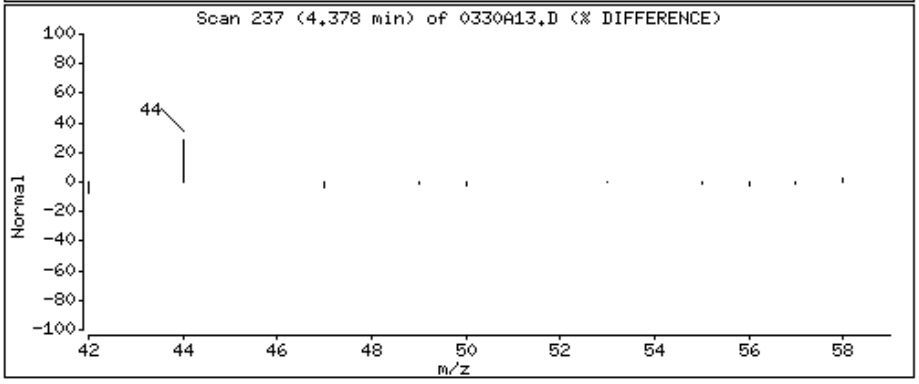

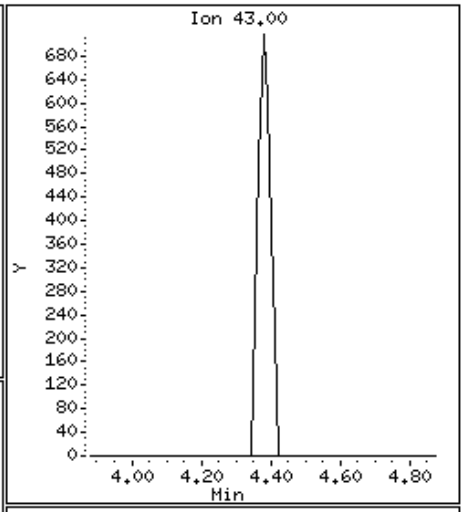

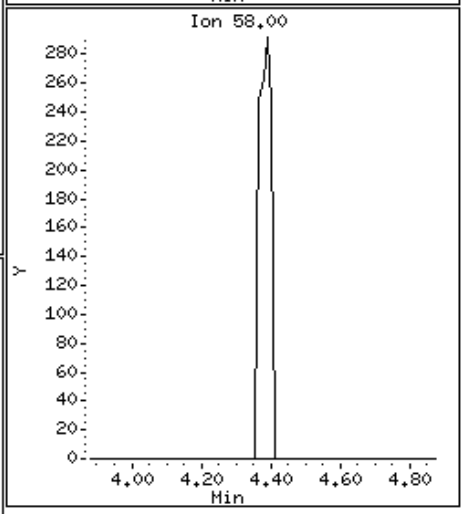

Alpha Analytical Labs

Manual Integration

Sample Info	: l1406036-54,31,10,,a wg679027,ical9341		
Instrument ID	: Elaine.i		
Method	: liq8260C.m		
File	: 0330A13.D		
Injection Date	: 30-MAR-2014 23:19		
Quantitation	: ISTD	Integrator :	HP RTE
Dilution Factor	: 1.00	Sample Type:	SAMPLE

This File has no version history.

//Orgserv2/ff/chem/GCMSVOA/Elaine.i/140330.b/original/0330A13.D

Alpha Analytical Labs

gc/ms voa - Elaine

Data file : \\Orgserv2\ff\chem\GCMSVOA\Elaine.i\140330.b\0330A14.D
Lab Smp Id:
Inj Date : 30-MAR-2014 23:54
Operator : PD Inst ID: Elaine.i
Smp Info : l1406036-55,31,10,,a
Misc Info : wg679027,ical9341
Comment :
Method : \\Orgserv2\ff\chem\GCMSVOA\Elaine.i\140330.b\liq8260C.m
Meth Date : 31-Mar-2014 09:11 pduczmalew Quant Type: ISTD
Cal Date : 24-MAR-2014 23:22 Cal File: 0324A06.D
Als bottle: 1
Dil Factor: 1.00000
Integrator: HP RTE Compound Sublist: NJTCL.sub
Target Version: 4.12
Processing Host: VIRTUALXP-76524

Concentration Formula: Amt * DF * CpndVariable
Cpnd Variable Local Compound Variable

	Compounds	QUANT SIG MASS	RT	EXP RT	REL RT	RESPONSE	CONCENTRATIONS ON-COLUMN (ngs)	FINAL (ngs)	REVIEW CODE
1	dichlorodifluoromethane	85	Compound Not Detected.						
2	chloromethane	50	Compound Not Detected.						
3	vinyl chloride	62	Compound Not Detected.						
4	bromomethane	94	Compound Not Detected.						
5	chloroethane	64	Compound Not Detected.						
6	trichlorofluoromethane	101	Compound Not Detected.						
9	freon-113	101	Compound Not Detected.						
10	acetone	43	4.377	4.377	(0.485)	1225	15.9756	15.975(QM)	M2
11	1,1,-dichloroethene	96	Compound Not Detected.						
13	Methyl Acetate	43	Compound Not Detected.						
14	methylene chloride	84	Compound Not Detected.						
15	carbon disulfide	76	Compound Not Detected.						
17	methyl tert butyl ether	73	Compound Not Detected.						
19	trans-1,2-dichloroethene	96	Compound Not Detected.						
23	1,1-dichloroethane	63	Compound Not Detected.						
26	2-butanone	43	Compound Not Detected.						
29	cis-1,2-dichloroethene	96	Compound Not Detected.						
30	chloroform	83	Compound Not Detected.						
31	bromochloromethane	128	Compound Not Detected.						
$ 34	dibromofluoromethane	113	7.796	7.786	(0.863)	31163	96.0543	96.054	
36	1,1,1-trichloroethane	97	Compound Not Detected.						
37	Cyclohexane	56	Compound Not Detected.						
39	carbontetrachloride	117	Compound Not Detected.						
$ 41	1,2-dichloroethane-d4	65	8.535	8.535	(0.945)	37321	95.7161	95.716	
42	1,2-dichloroethane	62	Compound Not Detected.						
43	benzene	78	Compound Not Detected.						
* 45	flourobenzene	96	9.031	9.031	(1.000)	140262	100.000		
47	trichloroethene	95	Compound Not Detected.						

	Compounds	QUANT SIG MASS	RT	EXP RT	REL RT	RESPONSE	CONCENTRATIONS ON-COLUMN (ngs)	CONCENTRATIONS FINAL (ngs)	REVIEW CODE
	48 methyl cyclohexane	83	Compound Not Detected.						
	49 1,2-dichloropropane	63	Compound Not Detected.						
	50 bromodichloromethane	83	Compound Not Detected.						
	51 1,4-Dioxane	88	Compound Not Detected.						
	54 4-methyl-2-pentanone	58	Compound Not Detected.						
	57 cis-1,3-dichloropropene	75	Compound Not Detected.						
$	58 toluene-d8	98	11.564	11.564	(0.820)	157119	101.894	101.894	
	59 toluene	92	Compound Not Detected.						
	62 trans-1,3-dichloropropene	75	Compound Not Detected.						
	64 2-hexanone	43	Compound Not Detected.						
	63 1,1,2-trichloroethane	83	Compound Not Detected.						
	66 tetrachloroethene	166	Compound Not Detected.						
	67 chlorodibromomethane	129	Compound Not Detected.						
	68 1,2-dibromoethane	107	Compound Not Detected.						
*	69 chlorobenzene-d5	117	14.096	14.097	(1.000)	121827	100.000		
	70 chlorobenzene	112	Compound Not Detected.						
	72 ethyl benzene	91	Compound Not Detected.						
	73 p/m xylene	106	Compound Not Detected.						
	74 o xylene	106	Compound Not Detected.						
	75 styrene	104	Compound Not Detected.						
	76 isopropylbenzene	105	Compound Not Detected.						
	77 bromoform	173	Compound Not Detected.						
	79 1,1,2,2,-tetrachloroethane	83	Compound Not Detected.						
$	80 4-bromofluorobenzene	95	16.228	16.228	(0.884)	70529	101.486	101.485	
	93 1,3-dichlorobenzene	146	Compound Not Detected.						
*	94 1,4-dichlorobenzene-d4	152	18.360	18.360	(1.000)	56742	100.000		
	95 1,4-dichlorobenzene	146	Compound Not Detected.						
	98 1,2-dichlorobenzene	146	Compound Not Detected.						
	100 1,2-dibromo-3-chloropropane	75	Compound Not Detected.						
	102 1,2,4-trichlorobenzene	180	Compound Not Detected.						
	105 1,2,3-trichlorobenzene	180	Compound Not Detected.						

QC Flag Legend

Q - Qualifier signal failed the ratio test.
M - Compound response manually integrated.

Alpha Analytical Labs

gc/ms voa - Elaine

Data file : \\Orgserv2\ff\chem\GCMSVOA\Elaine.i\140330.b\0330A14.D
Lab Smp Id:
Inj Date : 30-MAR-2014 23:54
Operator : PD Inst ID: Elaine.i
Smp Info : l1406036-55,31,10,,a
Misc Info : wg679027,ical9341
Comment :
Method : \\Orgserv2\ff\chem\GCMSVOA\Elaine.i\140330.b\liq8260C.m
Meth Date : 31-Mar-2014 09:11 pduczmalew Quant Type: ISTD
Cal Date : 24-MAR-2014 23:22 Cal File: 0324A06.D
Als bottle: 1
Dil Factor: 1.00000
Integrator: HP RTE Compound Sublist: NJTCL.sub
Target Version: 4.12
Processing Host: VIRTUALXP-76524

- NO TENTATIVELY IDENTIFIED COMPOUNDS -

Alpha Analytical Labs

INTERNAL STANDARD COMPOUNDS
AREA AND RT SUMMARY

Instrument ID: Elaine.i
Lab File ID: 0330A14.D
Lab Smp Id:
Analysis Type: VOA
Quant Type: ISTD
Operator: PD
Method File: \\Orgserv2\ff\chem\GCMSVOA\Elaine.i\140330.b\liq8260C.m
Misc Info: wg679027,ical9341

Calibration Date: 30-MAR-2014
Calibration Time: 16:21
Level: LOW
Sample Type: WATER

Test Mode:
Use Last Continuing Calibrator.
If Continuing Cal. use Initial Cal. Level 3

COMPOUND	STANDARD	AREA LIMIT LOWER	AREA LIMIT UPPER	SAMPLE	%DIFF
45 flourobenzene	194962	97481	389924	140262	-28.06
69 chlorobenzene-d5	166235	83118	332470	121827	-26.71
94 1,4-dichlorobenze	89072	44536	178144	56742	-36.30

COMPOUND	STANDARD	RT LIMIT LOWER	RT LIMIT UPPER	SAMPLE	%DIFF
45 flourobenzene	9.03	8.53	9.53	9.03	-0.00
69 chlorobenzene-d5	14.10	13.60	14.60	14.10	-0.00
94 1,4-dichlorobenze	18.36	17.86	18.86	18.36	-0.00

AREA UPPER LIMIT = +100% of internal standard area.
AREA LOWER LIMIT = - 50% of internal standard area.
RT UPPER LIMIT = + 0.50 minutes of internal standard RT.
RT LOWER LIMIT = - 0.50 minutes of internal standard RT.

Alpha Analytical Labs

RECOVERY REPORT

Client Name: Client SDG: SDGa00307
Sample Matrix: LIQUID Fraction: VOA
Lab Smp Id:
Level: LOW Operator: PD
Data Type: MS DATA SampleType: SAMPLE
SpikeList File: curveall.spk Quant Type: ISTD
Sublist File: NJTCL.sub
Method File: \\Orgserv2\ff\chem\GCMSVOA\Elaine.i\140330.b\liq8260C.m
Misc Info: wg679027,ical9341

SURROGATE COMPOUND	AMOUNT ADDED ngs	AMOUNT RECOVERED ngs	% RECOVERED	LIMITS
$ 34 dibromofluorometha	100.000	96.054	96.05	70-130
$ 41 1,2-dichloroethane	100.000	95.716	95.72	70-130
$ 58 toluene-d8	100.000	101.894	101.89	70-130
$ 80 4-bromofluorobenze	100.000	101.485	101.49	70-130

Data File: \\Orgserv2\ff\chem\GCMSVOA\Elaine.i\140330.b\0330A14.D
Date : 30-MAR-2014 23:54
Client ID:
Sample Info: 11406036-55,31,10,,a
Purge Volume: 10.0
Column phase:

Instrument: Elaine.i
Operator: PD
Column diameter: 0.18

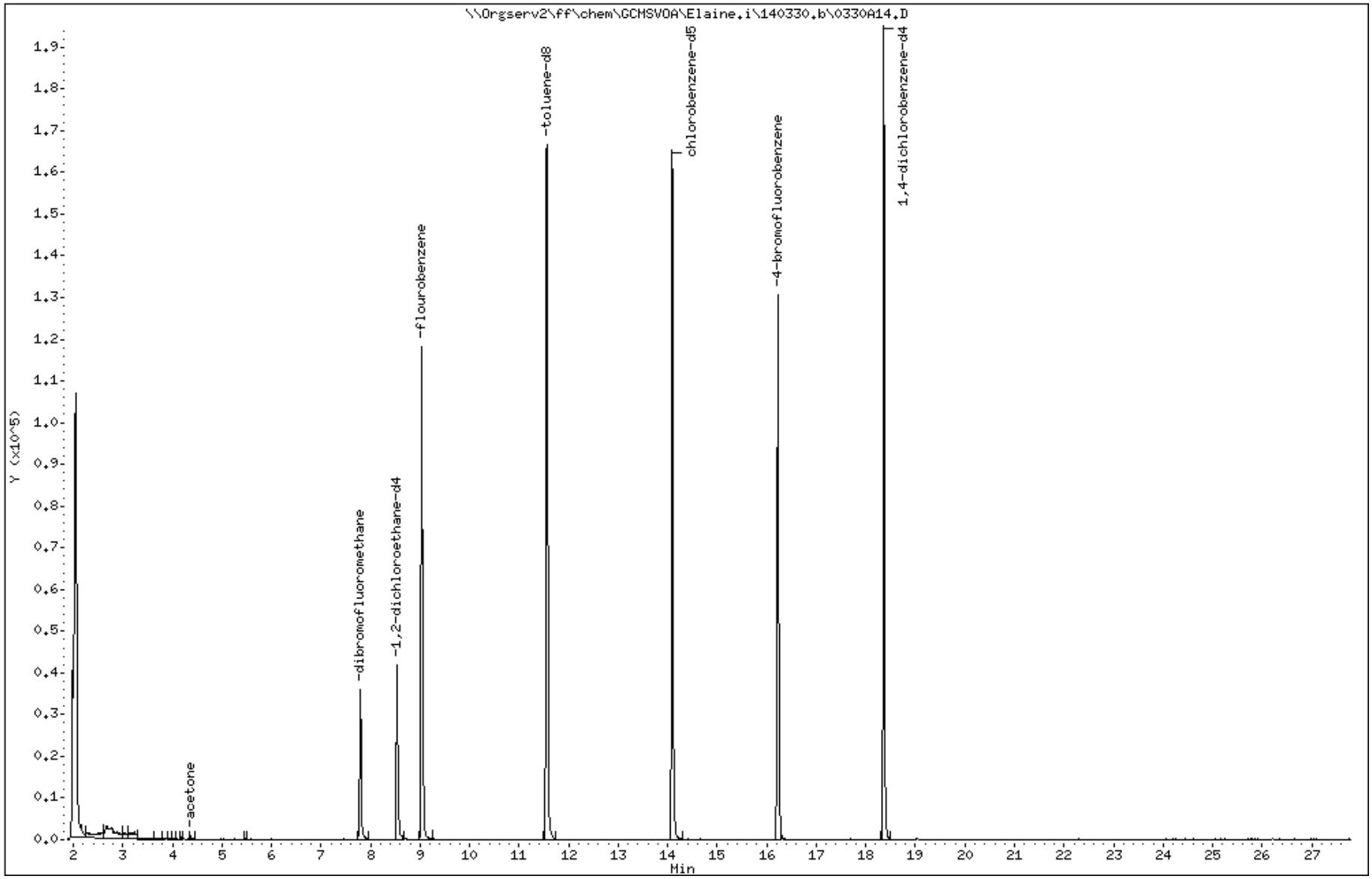

Data File: \\Orgserv2\ff\chem\GCMSVOA\Elaine.i\140330.b\0330A14.D

Date : 30-MAR-2014 23:54

Client ID:

Instrument: Elaine.i

Sample Info: 11406036-55,31,10,,a

Purge Volume: 10.0

Operator: PD

Column phase:

Column diameter: 0.18

10 acetone

Concentration: 15.975 ngs

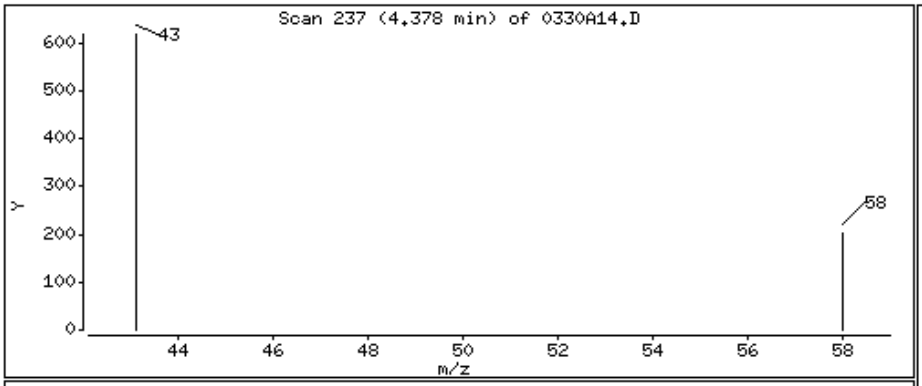

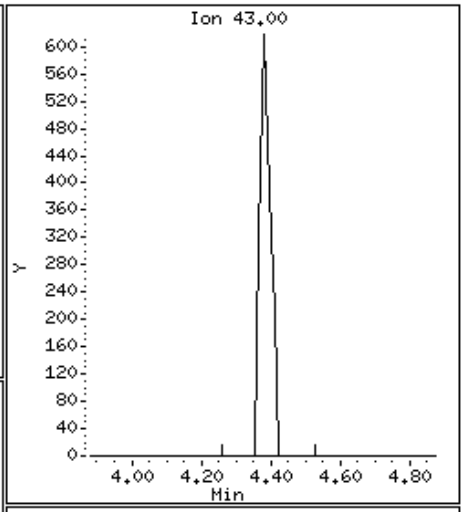

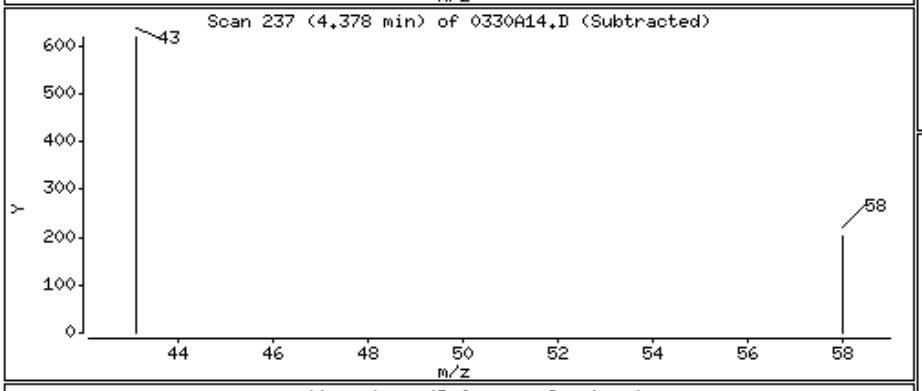

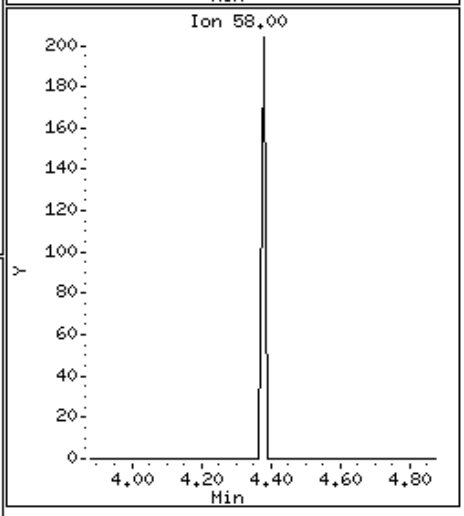

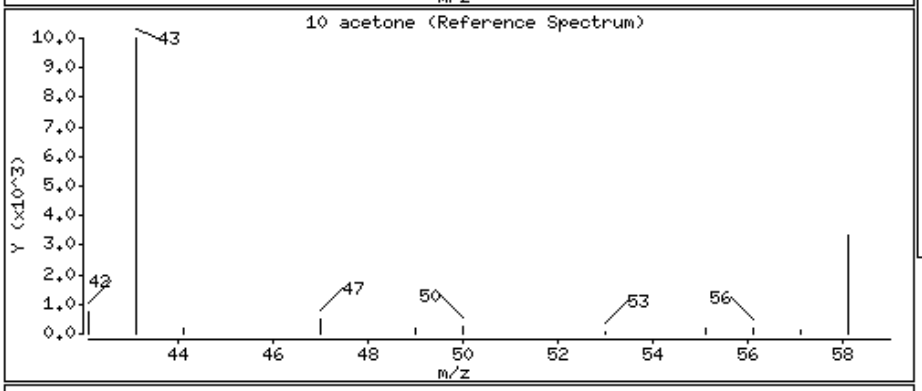

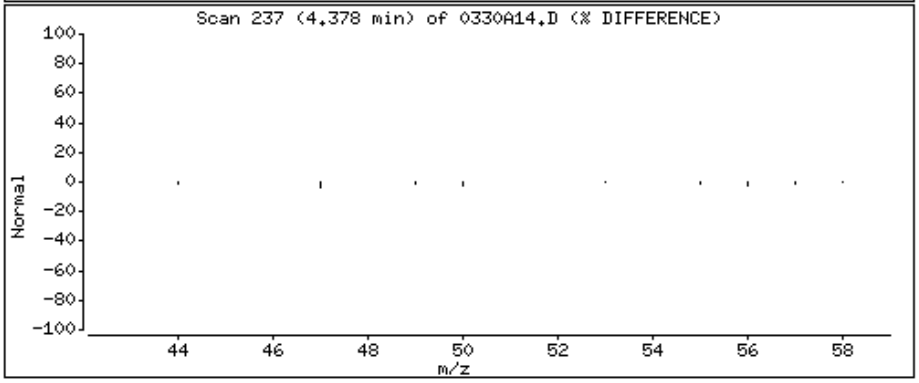

Alpha Analytical Labs

Manual Integration

Sample Info	: l1406036-55,31,10,,a wg679027,ical9341		
Instrument ID	: Elaine.i		
Method	: liq8260C.m		
File	: 0330A14.D		
Injection Date	: 30-MAR-2014 23:54		
Quantitation	: ISTD	Integrator :	HP RTE
Dilution Factor	: 1.00	Sample Type:	SAMPLE

This File has no version history.

//Orgserv2/ff/chem/GCMSVOA/Elaine.i/140330.b/original/0330A14.D

Alpha Analytical Labs

gc/ms voa - Elaine

Data file : \\Orgserv2\ff\chem\GCMSVOA\Elaine.i\140330.b\0330A15.D
Lab Smp Id:
Inj Date : 31-MAR-2014 00:29
Operator : PD Inst ID: Elaine.i
Smp Info : l1406036-56,31,10,,a
Misc Info : wg679027,ical9341
Comment :
Method : \\Orgserv2\ff\chem\GCMSVOA\Elaine.i\140330.b\liq8260C.m
Meth Date : 31-Mar-2014 09:11 pduczmalew Quant Type: ISTD
Cal Date : 24-MAR-2014 23:22 Cal File: 0324A06.D
Als bottle: 1
Dil Factor: 1.00000
Integrator: HP RTE Compound Sublist: NJTCL.sub
Target Version: 4.12
Processing Host: VIRTUALXP-76524

Concentration Formula: Amt * DF * CpndVariable
Cpnd Variable Local Compound Variable

	Compounds	QUANT SIG MASS	RT	EXP RT	REL RT	RESPONSE	CONCENTRATIONS ON-COLUMN (ngs)	FINAL (ngs)	REVIEW CODE
	1 dichlorodifluoromethane	85	Compound Not Detected.						
	2 chloromethane	50	Compound Not Detected.						
	3 vinyl chloride	62	Compound Not Detected.						
	4 bromomethane	94	Compound Not Detected.						
	5 chloroethane	64	Compound Not Detected.						
	6 trichlorofluoromethane	101	Compound Not Detected.						
	9 freon-113	101	Compound Not Detected.						
	10 acetone	43	4.377	4.377	(0.485)	1031	12.7891	12.789(QM)	M2
	11 1,1,-dichloroethene	96	Compound Not Detected.						
	13 Methyl Acetate	43	Compound Not Detected.						
	14 methylene chloride	84	Compound Not Detected.						
	15 carbon disulfide	76	Compound Not Detected.						
	17 methyl tert butyl ether	73	Compound Not Detected.						
	19 trans-1,2-dichloroethene	96	Compound Not Detected.						
	23 1,1-dichloroethane	63	Compound Not Detected.						
	26 2-butanone	43	Compound Not Detected.						
	29 cis-1,2-dichloroethene	96	7.227	7.227	(0.800)	1628	4.02911	4.029	
	30 chloroform	83	Compound Not Detected.						
	31 bromochloromethane	128	Compound Not Detected.						
$	34 dibromofluoromethane	113	7.786	7.786	(0.862)	32027	93.8974	93.897	
	36 1,1,1-trichloroethane	97	Compound Not Detected.						
	37 Cyclohexane	56	Compound Not Detected.						
	39 carbontetrachloride	117	Compound Not Detected.						
$	41 1,2-dichloroethane-d4	65	8.535	8.535	(0.945)	39302	95.8752	95.875	
	42 1,2-dichloroethane	62	Compound Not Detected.						
	43 benzene	78	8.704	8.704	(0.964)	6148	3.77823	3.778	
*	45 flourobenzene	96	9.031	9.031	(1.000)	147462	100.000		
	47 trichloroethene	95	Compound Not Detected.						

	Compounds	QUANT SIG MASS	RT	EXP RT	REL RT	RESPONSE	CONCENTRATIONS ON-COLUMN (ngs)	CONCENTRATIONS FINAL (ngs)	REVIEW CODE
	48 methyl cyclohexane	83	Compound Not Detected.						
	49 1,2-dichloropropane	63	Compound Not Detected.						
	50 bromodichloromethane	83	Compound Not Detected.						
	51 1,4-Dioxane	88	Compound Not Detected.						
	54 4-methyl-2-pentanone	58	Compound Not Detected.						
	57 cis-1,3-dichloropropene	75	Compound Not Detected.						
$	58 toluene-d8	98	11.564	11.564	(0.821)	162937	100.785	100.784	
	59 toluene	92	Compound Not Detected.						
	62 trans-1,3-dichloropropene	75	Compound Not Detected.						
	64 2-hexanone	43	Compound Not Detected.						
	63 1,1,2-trichloroethane	83	Compound Not Detected.						
	66 tetrachloroethene	166	Compound Not Detected.						
	67 chlorodibromomethane	129	Compound Not Detected.						
	68 1,2-dibromoethane	107	Compound Not Detected.						
*	69 chlorobenzene-d5	117	14.086	14.097	(1.000)	127729	100.000		
	70 chlorobenzene	112	Compound Not Detected.						
	72 ethyl benzene	91	Compound Not Detected.						
	73 p/m xylene	106	Compound Not Detected.						
	74 o xylene	106	Compound Not Detected.						
	75 styrene	104	Compound Not Detected.						
	76 isopropylbenzene	105	Compound Not Detected.						
	77 bromoform	173	Compound Not Detected.						
	79 1,1,2,2,-tetrachloroethane	83	Compound Not Detected.						
$	80 4-bromofluorobenzene	95	16.228	16.228	(0.884)	73365	103.398	103.397	
	93 1,3-dichlorobenzene	146	Compound Not Detected.						
*	94 1,4-dichlorobenzene-d4	152	18.360	18.360	(1.000)	57932	100.000		
	95 1,4-dichlorobenzene	146	Compound Not Detected.						
	98 1,2-dichlorobenzene	146	Compound Not Detected.						
	100 1,2-dibromo-3-chloropropane	75	Compound Not Detected.						
	102 1,2,4-trichlorobenzene	180	Compound Not Detected.						
	105 1,2,3-trichlorobenzene	180	Compound Not Detected.						

QC Flag Legend

Q - Qualifier signal failed the ratio test.
M - Compound response manually integrated.

Alpha Analytical Labs

gc/ms voa - Elaine

Data file : \\Orgserv2\ff\chem\GCMSVOA\Elaine.i\140330.b\0330A15.D
Lab Smp Id:
Inj Date : 31-MAR-2014 00:29
Operator : PD Inst ID: Elaine.i
Smp Info : l1406036-56,31,10,,a
Misc Info : wg679027,ical9341
Comment :
Method : \\Orgserv2\ff\chem\GCMSVOA\Elaine.i\140330.b\liq8260C.m
Meth Date : 31-Mar-2014 09:11 pduczmalew Quant Type: ISTD
Cal Date : 24-MAR-2014 23:22 Cal File: 0324A06.D
Als bottle: 1
Dil Factor: 1.00000
Integrator: HP RTE Compound Sublist: NJTCL.sub
Target Version: 4.12
Processing Host: VIRTUALXP-76524

- NO TENTATIVELY IDENTIFIED COMPOUNDS -

Alpha Analytical Labs

INTERNAL STANDARD COMPOUNDS
AREA AND RT SUMMARY

Instrument ID: Elaine.i
Lab File ID: 0330A15.D
Lab Smp Id:
Analysis Type: VOA
Quant Type: ISTD
Operator: PD
Method File: \\Orgserv2\ff\chem\GCMSVOA\Elaine.i\140330.b\liq8260C.m
Misc Info: wg679027,ical9341

Calibration Date: 30-MAR-2014
Calibration Time: 16:21
Level: LOW
Sample Type: WATER

Test Mode:
Use Last Continuing Calibrator.
If Continuing Cal. use Initial Cal. Level 3

COMPOUND	STANDARD	AREA LIMIT LOWER	AREA LIMIT UPPER	SAMPLE	%DIFF
45 flourobenzene	194962	97481	389924	147462	-24.36
69 chlorobenzene-d5	166235	83118	332470	127729	-23.16
94 1,4-dichlorobenze	89072	44536	178144	57932	-34.96

COMPOUND	STANDARD	RT LIMIT LOWER	RT LIMIT UPPER	SAMPLE	%DIFF
45 flourobenzene	9.03	8.53	9.53	9.03	-0.00
69 chlorobenzene-d5	14.10	13.60	14.60	14.09	-0.08
94 1,4-dichlorobenze	18.36	17.86	18.86	18.36	-0.00

AREA UPPER LIMIT = +100% of internal standard area.
AREA LOWER LIMIT = - 50% of internal standard area.
RT UPPER LIMIT = + 0.50 minutes of internal standard RT.
RT LOWER LIMIT = - 0.50 minutes of internal standard RT.

Alpha Analytical Labs

RECOVERY REPORT

Client Name: Client SDG: SDGa00307
Sample Matrix: LIQUID Fraction: VOA
Lab Smp Id:
Level: LOW Operator: PD
Data Type: MS DATA SampleType: SAMPLE
SpikeList File: curveall.spk Quant Type: ISTD
Sublist File: NJTCL.sub
Method File: \\Orgserv2\ff\chem\GCMSVOA\Elaine.i\140330.b\liq8260C.m
Misc Info: wg679027,ical9341

SURROGATE COMPOUND	AMOUNT ADDED ngs	AMOUNT RECOVERED ngs	% RECOVERED	LIMITS
$ 34 dibromofluorometha	100.000	93.897	93.90	70-130
$ 41 1,2-dichloroethane	100.000	95.875	95.88	70-130
$ 58 toluene-d8	100.000	100.784	100.78	70-130
$ 80 4-bromofluorobenze	100.000	103.397	103.40	70-130

Data File: \\Orgserv2\ff\chem\GCMSVOA\Elaine.i\140330.b\0330A15.D
Date : 31-MAR-2014 00:29
Client ID:
Sample Info: 11406036-56,31,10,,a
Purge Volume: 10.0
Column phase:

Instrument: Elaine.i
Operator: PD
Column diameter: 0.18

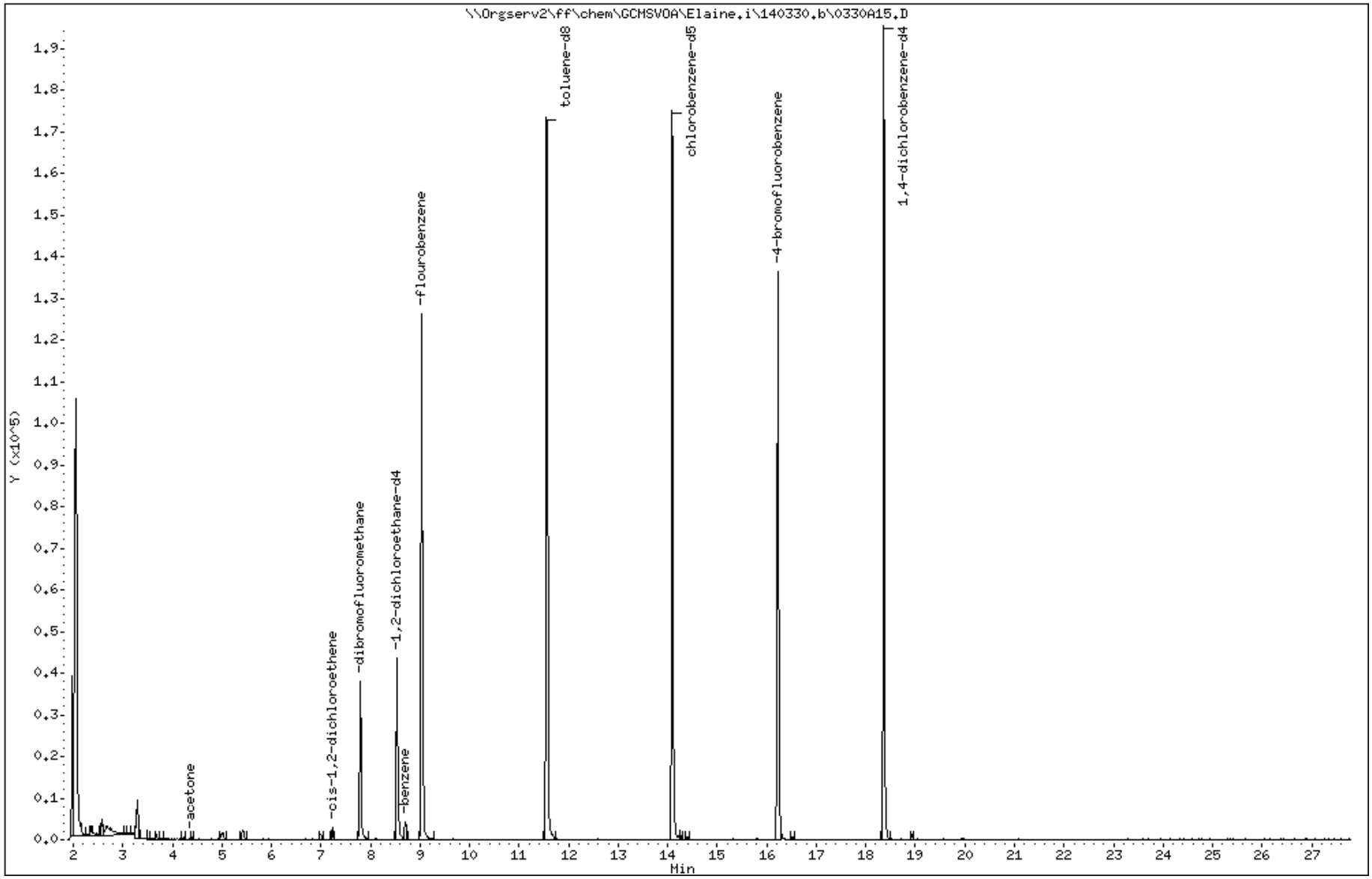

Data File: \\Orgserv2\ff\chem\GCMSVOA\Elaine.i\140330.b\0330A15.D

Date : 31-MAR-2014 00:29

Client ID:

Instrument: Elaine.i

Sample Info: 11406036-56,31,10,,a

Purge Volume: 10.0

Operator: PD

Column phase:

Column diameter: 0.18

10 acetone

Concentration: 12.789 ngs

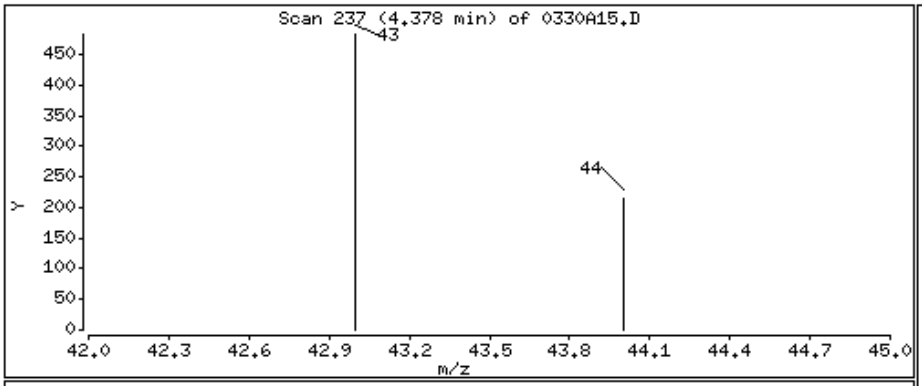

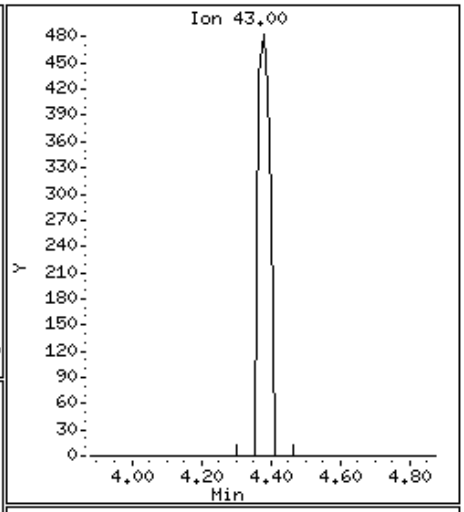

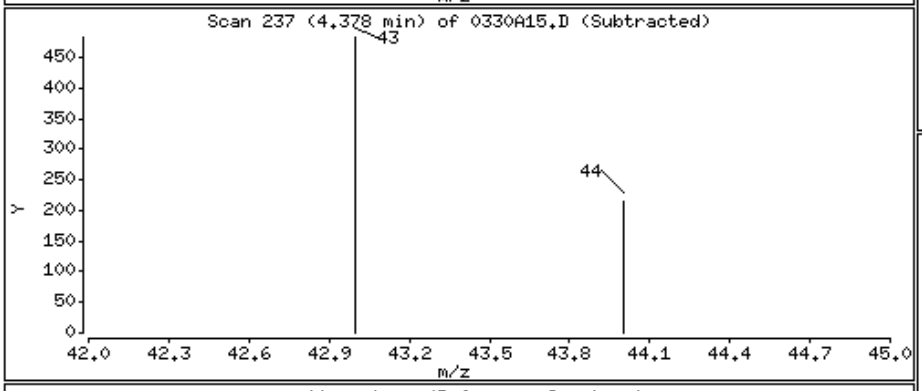

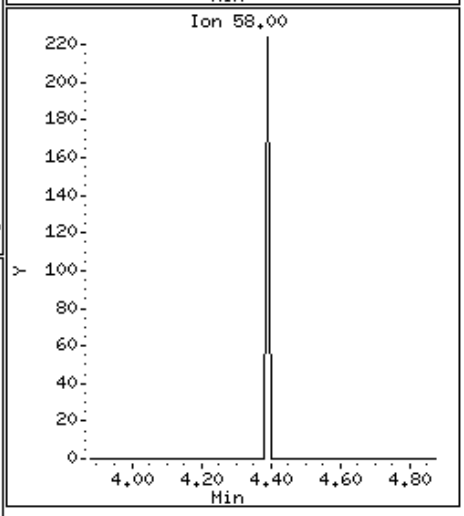

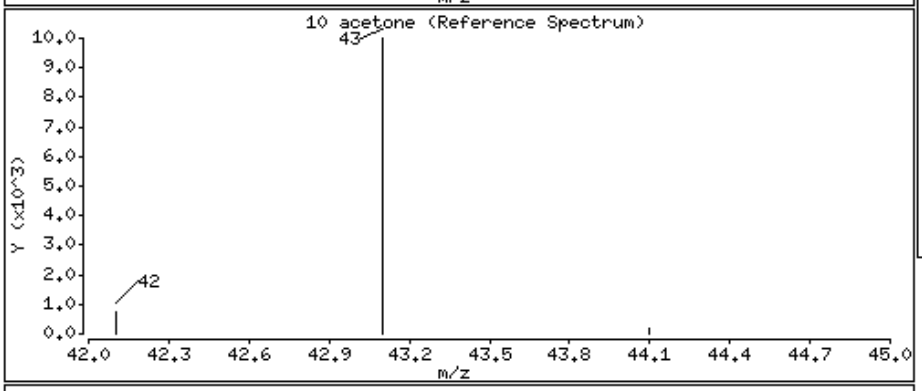

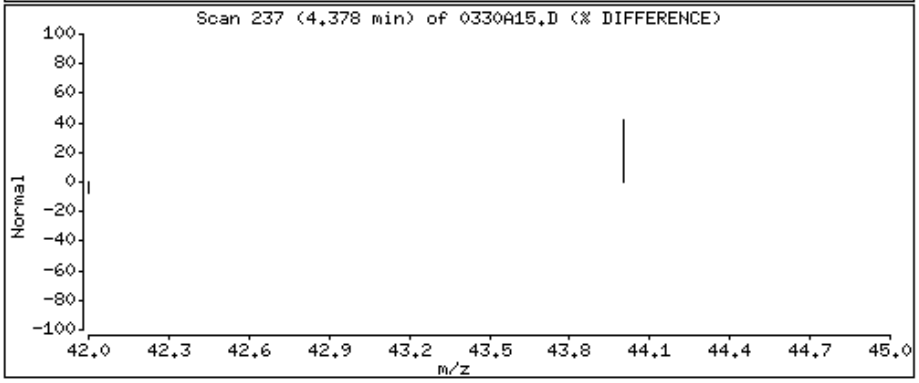

Data File: \\Orgserv2\ff\chem\GCMSVOA\Elaine.i\140330.b\0330A15.D

Date : 31-MAR-2014 00:29

Client ID:

Instrument: Elaine.i

Sample Info: 11406036-56,31,10,,a

Purge Volume: 10.0

Operator: PD

Column phase:

Column diameter: 0.18

29 cis-1,2-dichloroethene

Concentration: 4.029 ngs

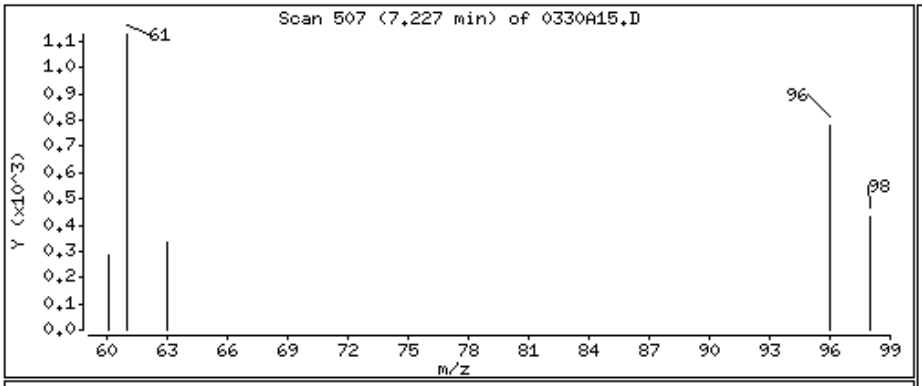

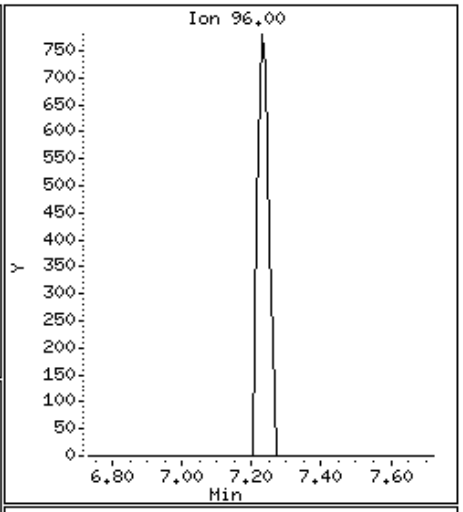

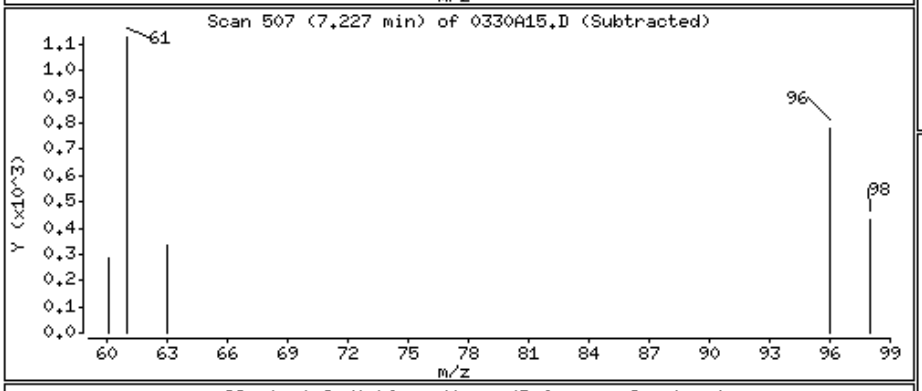

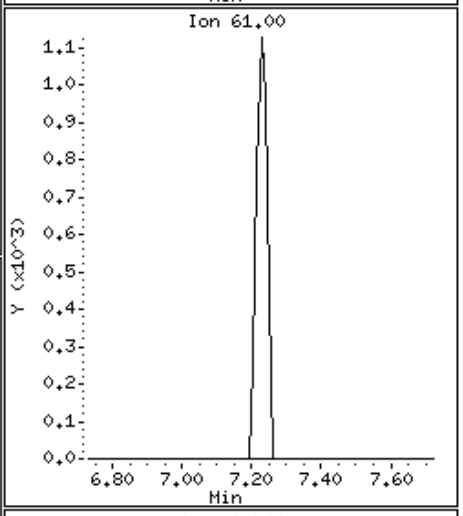

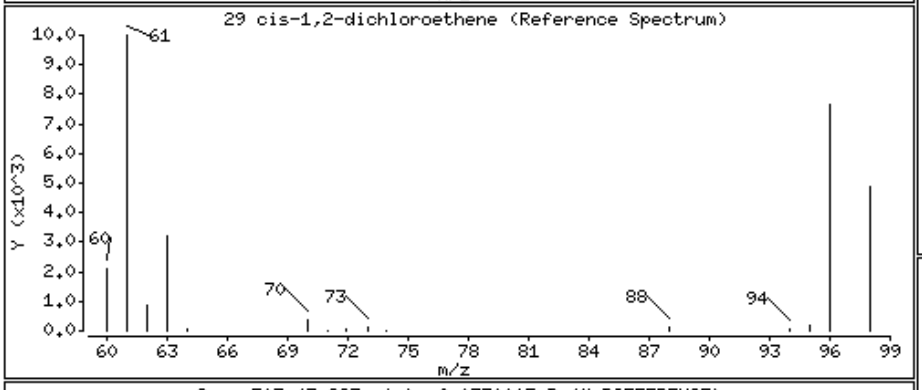

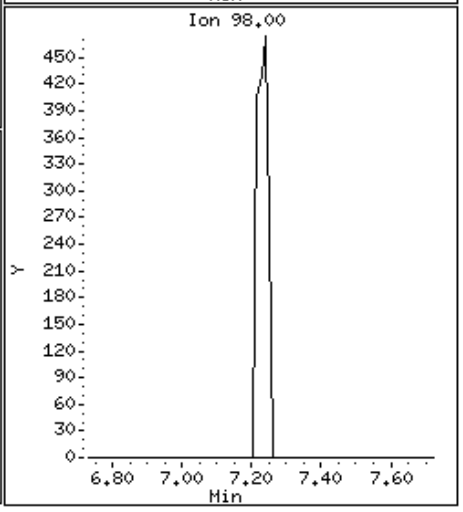

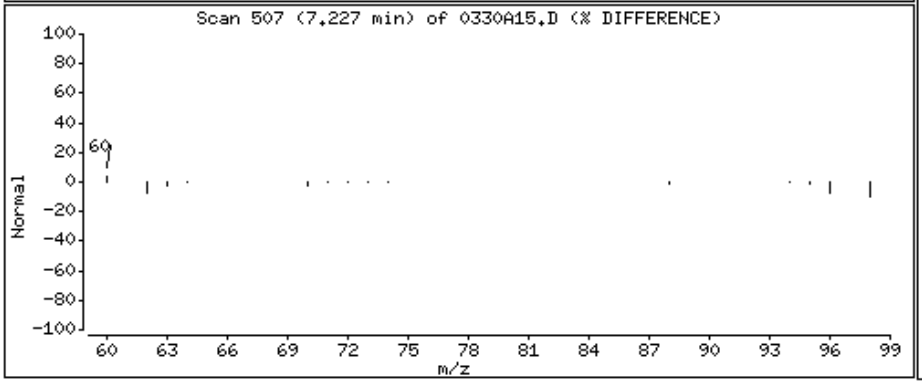

Data File: \\Orgserv2\ff\chem\GCMSVOA\Elaine.i\140330.b\0330A15.D

Date : 31-MAR-2014 00:29

Client ID:

Instrument: Elaine.i

Sample Info: 11406036-56,31,10,,a

Purge Volume: 10.0

Operator: PD

Column phase:

Column diameter: 0.18

43 benzene

Concentration: 3.778 ngs

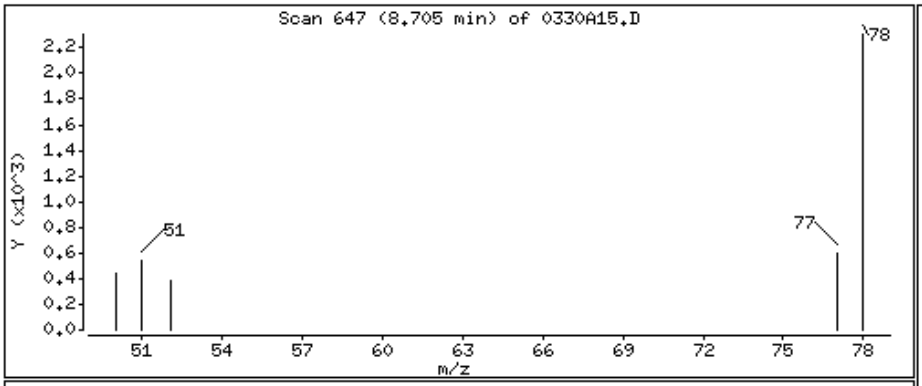

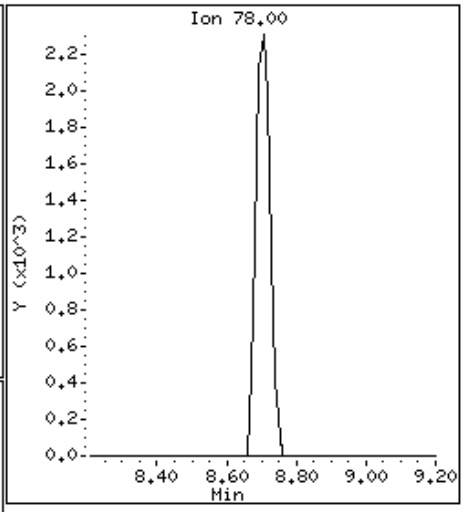

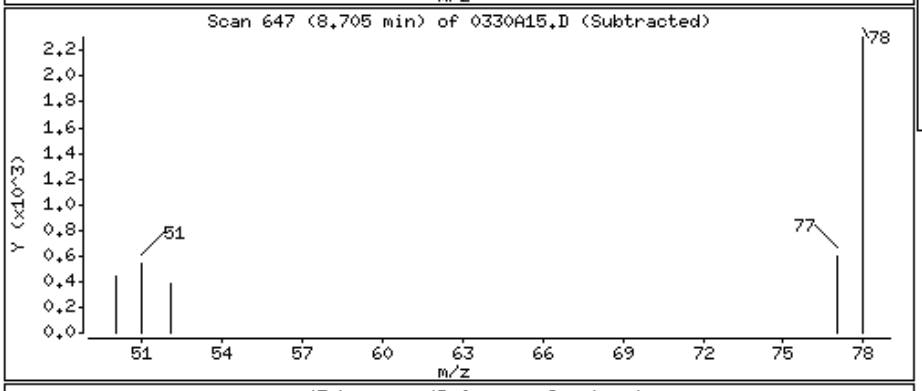

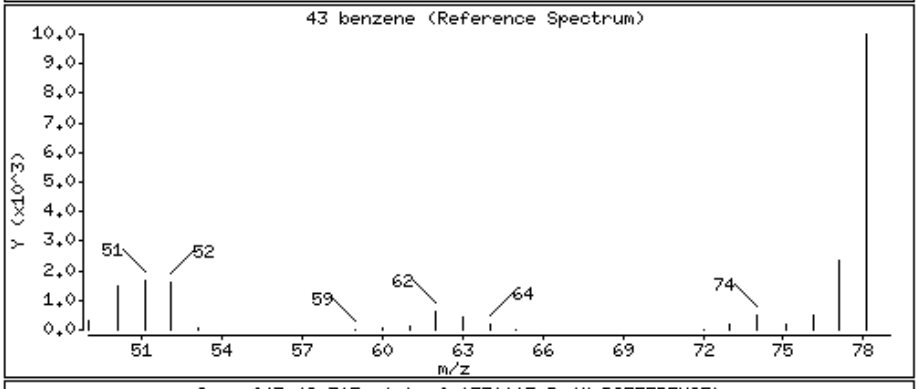

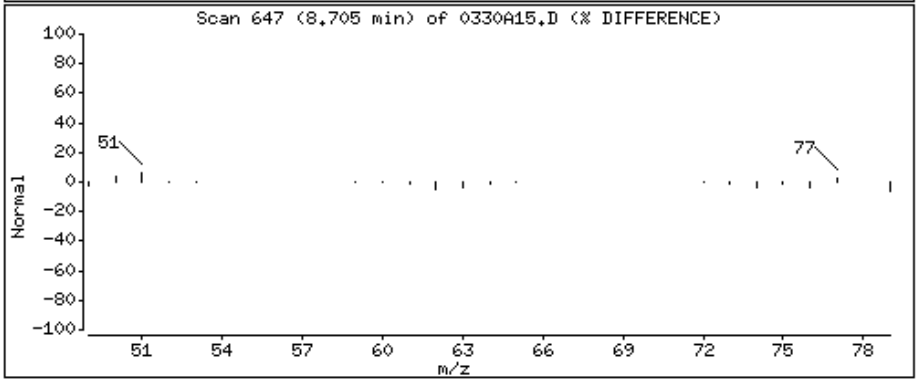

Alpha Analytical Labs

Manual Integration

Sample Info : l1406036-56,31,10,,a
wg679027,ical9341

Instrument ID : Elaine.i
Method : liq8260C.m
File : 0330A15.D
Injection Date : 31-MAR-2014 00:29
Quantitation : ISTD Integrator : HP RTE
Dilution Factor : 1.00 Sample Type: SAMPLE

This File has no version history.

//Orgserv2/ff/chem/GCMSVOA/Elaine.i/140330.b/original/0330A15.D

Alpha Analytical Labs

gc/ms voa - Elaine

Data file : \\Orgserv2\ff\chem\GCMSVOA\Elaine.i\140330.b\0330A16.D
Lab Smp Id:
Inj Date : 31-MAR-2014 01:04
Operator : PD Inst ID: Elaine.i
Smp Info : l1406036-57,31,10,,a
Misc Info : wg679027,ical9341
Comment :
Method : \\Orgserv2\ff\chem\GCMSVOA\Elaine.i\140330.b\liq8260C.m
Meth Date : 31-Mar-2014 09:11 pduczmalew Quant Type: ISTD
Cal Date : 24-MAR-2014 23:22 Cal File: 0324A06.D
Als bottle: 1
Dil Factor: 1.00000
Integrator: HP RTE Compound Sublist: NJTCL.sub
Target Version: 4.12
Processing Host: VIRTUALXP-76524

Concentration Formula: Amt * DF * CpndVariable
Cpnd Variable Local Compound Variable

	Compounds	QUANT SIG MASS	RT	EXP RT	REL RT	RESPONSE	CONCENTRATIONS ON-COLUMN (ngs)	FINAL (ngs)	REVIEW CODE
1	dichlorodifluoromethane	85	Compound Not Detected.						
2	chloromethane	50	Compound Not Detected.						
3	vinyl chloride	62	Compound Not Detected.						
4	bromomethane	94	Compound Not Detected.						
5	chloroethane	64	Compound Not Detected.						
6	trichlorofluoromethane	101	Compound Not Detected.						
9	freon-113	101	Compound Not Detected.						
10	acetone	43	4.377	4.377	(0.485)	1568	19.6002	19.600	
11	1,1,-dichloroethene	96	Compound Not Detected.						
13	Methyl Acetate	43	Compound Not Detected.						
14	methylene chloride	84	Compound Not Detected.						
15	carbon disulfide	76	Compound Not Detected.						
17	methyl tert butyl ether	73	Compound Not Detected.						
19	trans-1,2-dichloroethene	96	Compound Not Detected.						
23	1,1-dichloroethane	63	Compound Not Detected.						
26	2-butanone	43	Compound Not Detected.						
29	cis-1,2-dichloroethene	96	7.237	7.227	(0.801)	1669	4.16239	4.162(Q)	
30	chloroform	83	Compound Not Detected.						
31	bromochloromethane	128	Compound Not Detected.						
$ 34	dibromofluoromethane	113	7.786	7.786	(0.862)	31740	93.7727	93.772	
36	1,1,1-trichloroethane	97	Compound Not Detected.						
37	Cyclohexane	56	Compound Not Detected.						
39	carbontetrachloride	117	Compound Not Detected.						
$ 41	1,2-dichloroethane-d4	65	8.535	8.535	(0.945)	39416	96.8938	96.893	
42	1,2-dichloroethane	62	Compound Not Detected.						
43	benzene	78	8.704	8.704	(0.964)	6684	4.13926	4.139	
* 45	flourobenzene	96	9.031	9.031	(1.000)	146335	100.000		
47	trichloroethene	95	Compound Not Detected.						

	Compounds	QUANT SIG MASS	RT	EXP RT	REL RT	RESPONSE	CONCENTRATIONS ON-COLUMN (ngs)	CONCENTRATIONS FINAL (ngs)	REVIEW CODE
	48 methyl cyclohexane	83	Compound Not Detected.						
	49 1,2-dichloropropane	63	Compound Not Detected.						
	50 bromodichloromethane	83	Compound Not Detected.						
	51 1,4-Dioxane	88	Compound Not Detected.						
	54 4-methyl-2-pentanone	58	Compound Not Detected.						
	57 cis-1,3-dichloropropene	75	Compound Not Detected.						
$	58 toluene-d8	98	11.564	11.564	(0.820)	164030	101.471	101.471	
	59 toluene	92	Compound Not Detected.						
	62 trans-1,3-dichloropropene	75	Compound Not Detected.						
	64 2-hexanone	43	Compound Not Detected.						
	63 1,1,2-trichloroethane	83	Compound Not Detected.						
	66 tetrachloroethene	166	Compound Not Detected.						
	67 chlorodibromomethane	129	Compound Not Detected.						
	68 1,2-dibromoethane	107	Compound Not Detected.						
*	69 chlorobenzene-d5	117	14.096	14.097	(1.000)	127716	100.000		
	70 chlorobenzene	112	Compound Not Detected.						
	72 ethyl benzene	91	Compound Not Detected.						
	73 p/m xylene	106	Compound Not Detected.						
	74 o xylene	106	Compound Not Detected.						
	75 styrene	104	Compound Not Detected.						
	76 isopropylbenzene	105	Compound Not Detected.						
	77 bromoform	173	Compound Not Detected.						
	79 1,1,2,2,-tetrachloroethane	83	Compound Not Detected.						
$	80 4-bromofluorobenzene	95	16.228	16.228	(0.884)	71476	100.901	100.901	
	93 1,3-dichlorobenzene	146	Compound Not Detected.						
*	94 1,4-dichlorobenzene-d4	152	18.360	18.360	(1.000)	57837	100.000		
	95 1,4-dichlorobenzene	146	Compound Not Detected.						
	98 1,2-dichlorobenzene	146	Compound Not Detected.						
	100 1,2-dibromo-3-chloropropane	75	Compound Not Detected.						
	102 1,2,4-trichlorobenzene	180	Compound Not Detected.						
	105 1,2,3-trichlorobenzene	180	Compound Not Detected.						

QC Flag Legend

Q - Qualifier signal failed the ratio test.

Alpha Analytical Labs

gc/ms voa - Elaine

Data file : \\Orgserv2\ff\chem\GCMSVOA\Elaine.i\140330.b\0330A16.D
Lab Smp Id:
Inj Date : 31-MAR-2014 01:04
Operator : PD Inst ID: Elaine.i
Smp Info : l1406036-57,31,10,,a
Misc Info : wg679027,ical9341
Comment :
Method : \\Orgserv2\ff\chem\GCMSVOA\Elaine.i\140330.b\liq8260C.m
Meth Date : 31-Mar-2014 09:11 pduczmalew Quant Type: ISTD
Cal Date : 24-MAR-2014 23:22 Cal File: 0324A06.D
Als bottle: 1
Dil Factor: 1.00000
Integrator: HP RTE Compound Sublist: NJTCL.sub
Target Version: 4.12
Processing Host: VIRTUALXP-76524

- NO TENTATIVELY IDENTIFIED COMPOUNDS -

Alpha Analytical Labs

INTERNAL STANDARD COMPOUNDS
AREA AND RT SUMMARY

Instrument ID: Elaine.i
Lab File ID: 0330A16.D
Lab Smp Id:
Analysis Type: VOA
Quant Type: ISTD
Operator: PD
Method File: \\Orgserv2\ff\chem\GCMSVOA\Elaine.i\140330.b\liq8260C.m
Misc Info: wg679027,ical9341

Calibration Date: 30-MAR-2014
Calibration Time: 16:21
Level: LOW
Sample Type: WATER

Test Mode:
Use Last Continuing Calibrator.
If Continuing Cal. use Initial Cal. Level 3

		AREA LIMIT			
COMPOUND	STANDARD	LOWER	UPPER	SAMPLE	%DIFF
45 flourobenzene	194962	97481	389924	146335	-24.94
69 chlorobenzene-d5	166235	83118	332470	127716	-23.17
94 1,4-dichlorobenze	89072	44536	178144	57837	-35.07

		RT LIMIT			
COMPOUND	STANDARD	LOWER	UPPER	SAMPLE	%DIFF
45 flourobenzene	9.03	8.53	9.53	9.03	-0.00
69 chlorobenzene-d5	14.10	13.60	14.60	14.10	-0.00
94 1,4-dichlorobenze	18.36	17.86	18.86	18.36	-0.00

AREA UPPER LIMIT = +100% of internal standard area.
AREA LOWER LIMIT = - 50% of internal standard area.
RT UPPER LIMIT = + 0.50 minutes of internal standard RT.
RT LOWER LIMIT = - 0.50 minutes of internal standard RT.

Alpha Analytical Labs

RECOVERY REPORT

Client Name: Client SDG: SDGa00307
Sample Matrix: LIQUID Fraction: VOA
Lab Smp Id:
Level: LOW Operator: PD
Data Type: MS DATA SampleType: SAMPLE
SpikeList File: curveall.spk Quant Type: ISTD
Sublist File: NJTCL.sub
Method File: \\Orgserv2\ff\chem\GCMSVOA\Elaine.i\140330.b\liq8260C.m
Misc Info: wg679027,ical9341

SURROGATE COMPOUND	AMOUNT ADDED ngs	AMOUNT RECOVERED ngs	% RECOVERED	LIMITS
$ 34 dibromofluorometha	100.000	93.772	93.77	70-130
$ 41 1,2-dichloroethane	100.000	96.893	96.89	70-130
$ 58 toluene-d8	100.000	101.471	101.47	70-130
$ 80 4-bromofluorobenze	100.000	100.901	100.90	70-130

Data File: \\Orgserv2\ff\chem\GCMSVOA\Elaine.i\140330.b\0330A16.D
Date : 31-MAR-2014 01:04
Client ID:
Sample Info: 11406036-57,31,10,,a
Purge Volume: 10.0
Column phase:

Instrument: Elaine.i
Operator: PD
Column diameter: 0.18

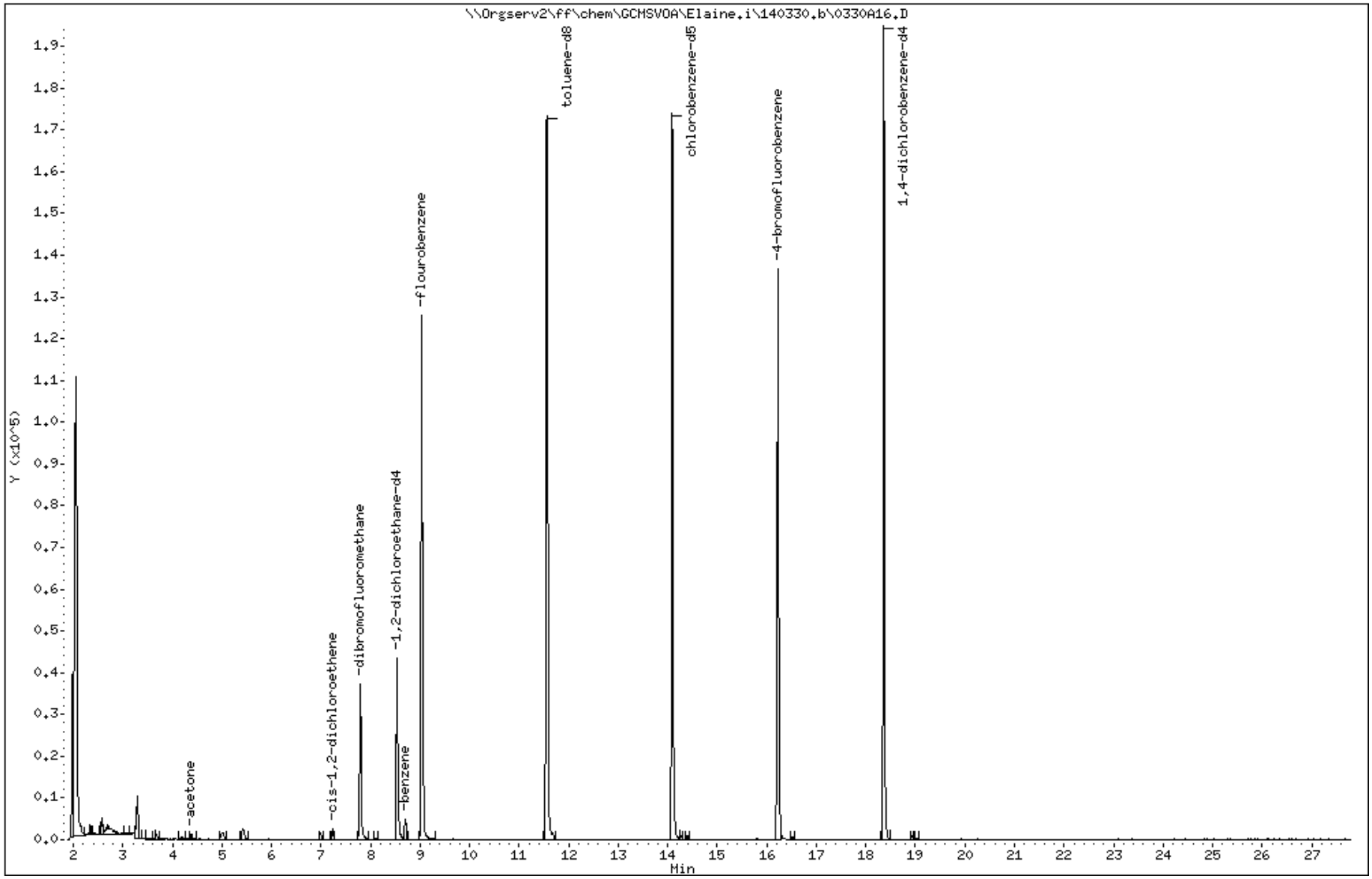

Data File: \\Orgserv2\ff\chem\GCMSVOA\Elaine.i\140330.b\0330A16.D

Date : 31-MAR-2014 01:04

Client ID:

Instrument: Elaine.i

Sample Info: 11406036-57,31,10,,a

Purge Volume: 10.0

Operator: PD

Column phase:

Column diameter: 0.18

10 acetone

Concentration: 19.600 ngs

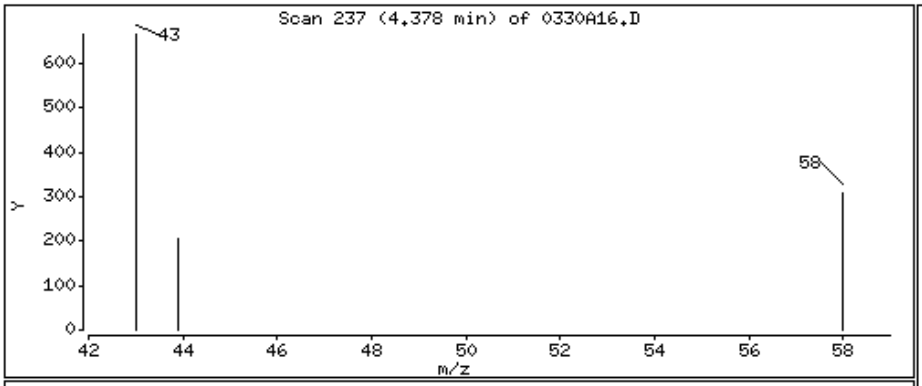

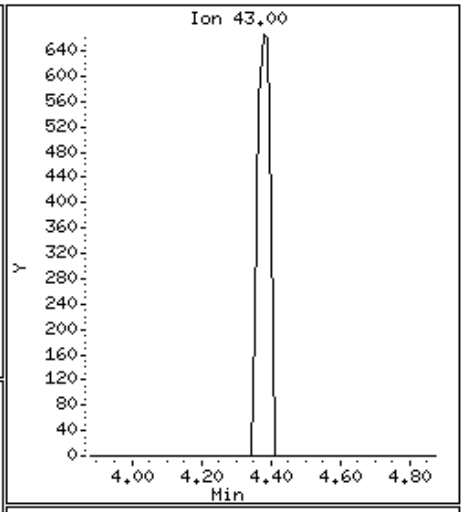

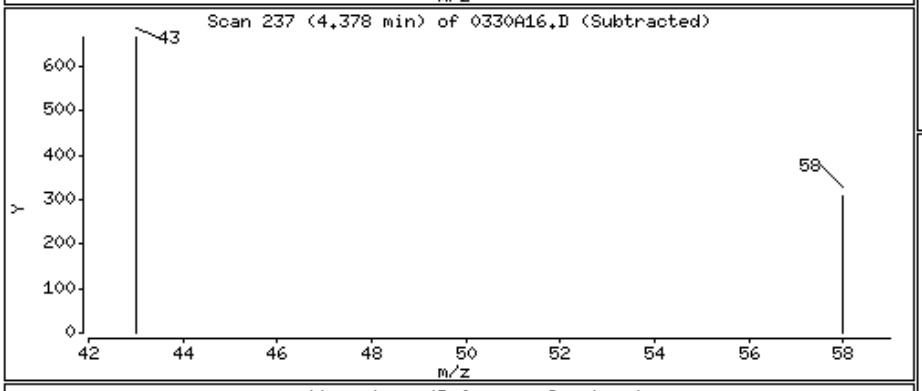

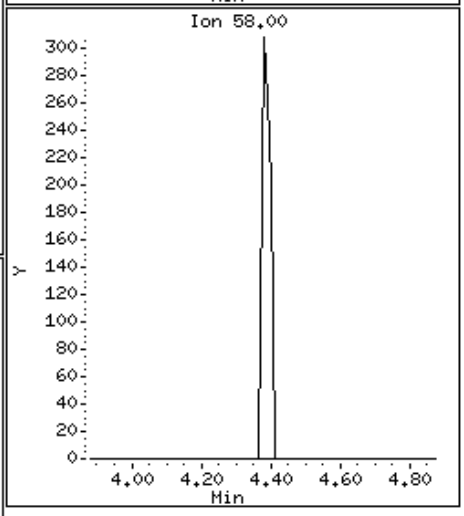

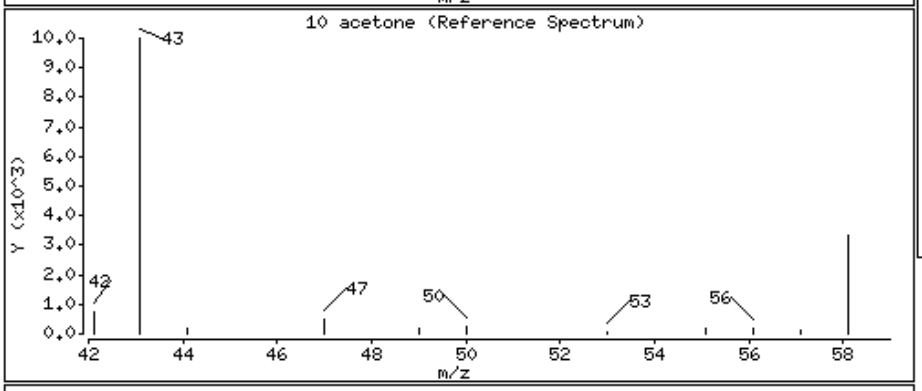

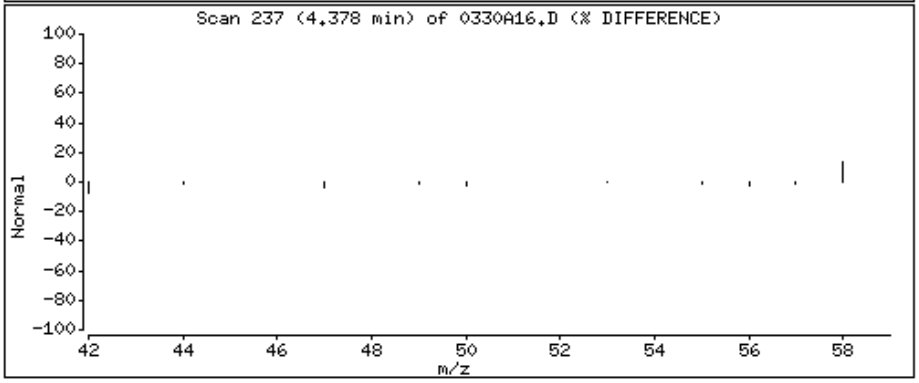

Data File: \\Orgserv2\ff\chem\GCMSVOA\Elaine.i\140330.b\0330A16.D

Date : 31-MAR-2014 01:04

Client ID:

Instrument: Elaine.i

Sample Info: 11406036-57,31,10,,a

Purge Volume: 10.0

Operator: PD

Column phase:

Column diameter: 0.18

29 cis-1,2-dichloroethene

Concentration: 4.162 ngs

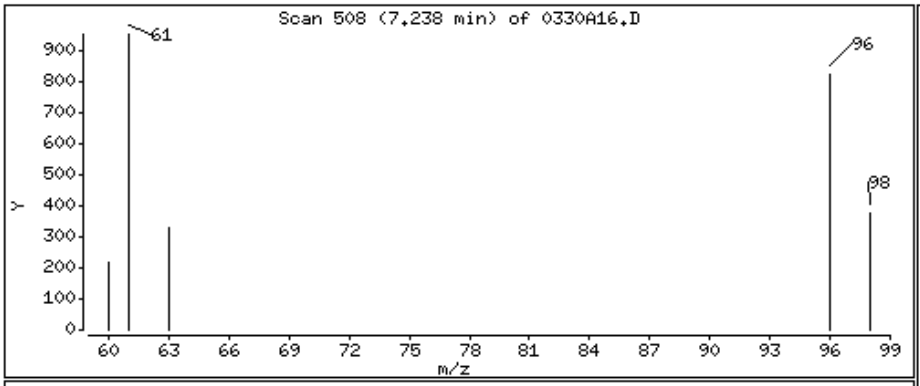

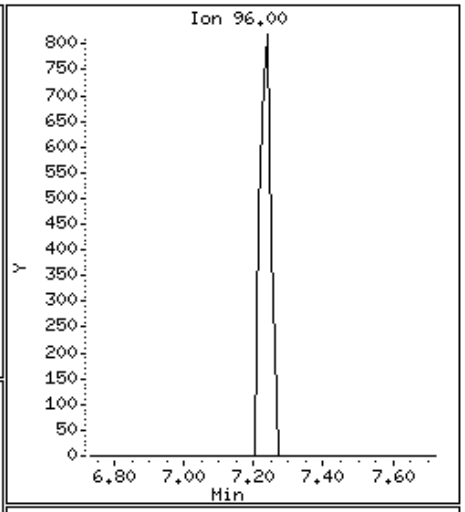

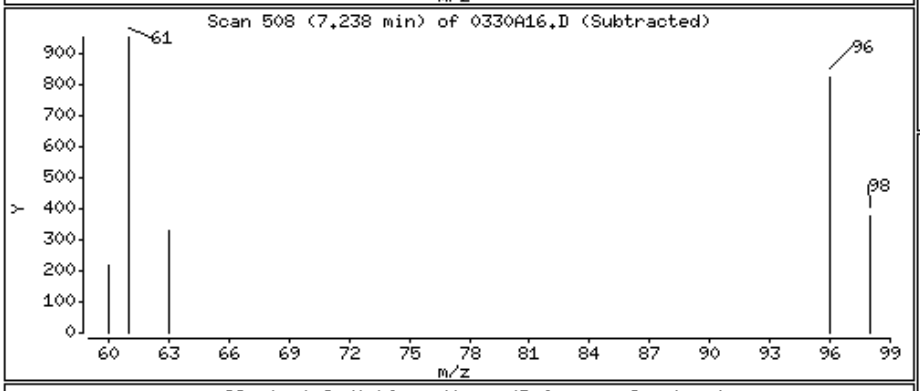

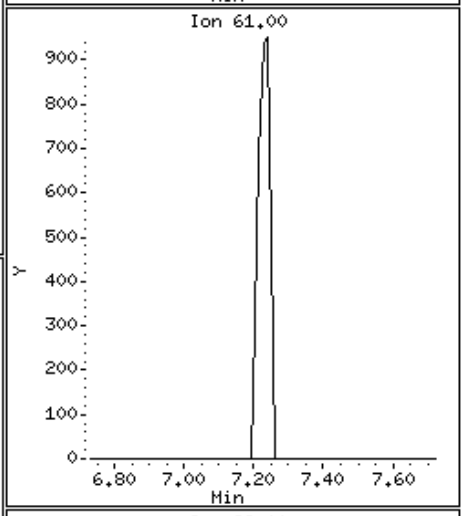

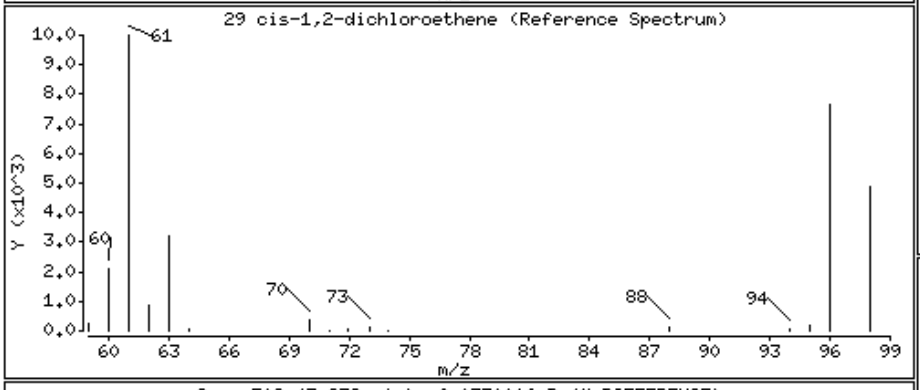

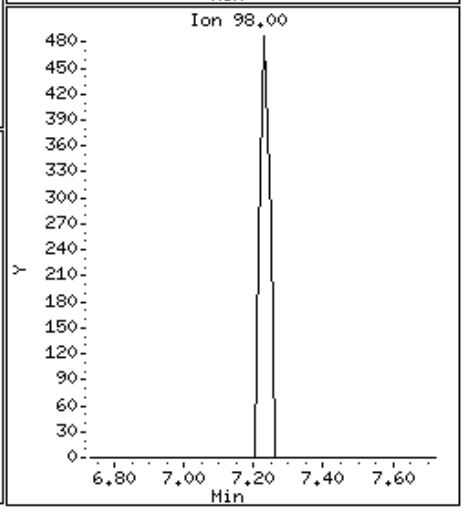

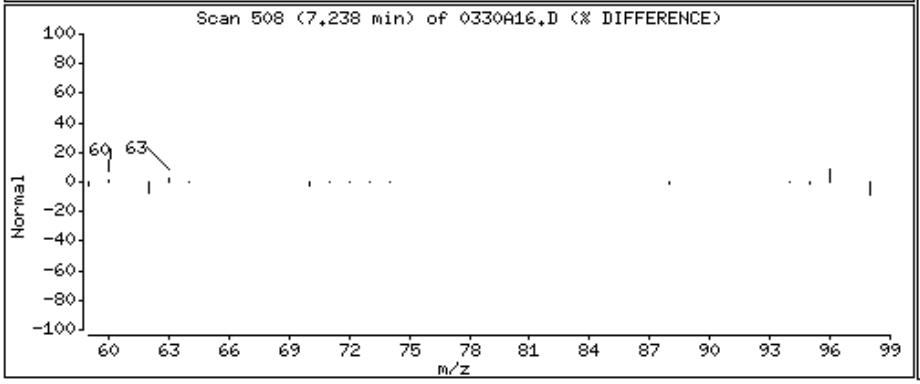

Data File: \\Orgserv2\ff\chem\GCMSVOA\Elaine.i\140330.b\0330A16.D

Date : 31-MAR-2014 01:04

Client ID:

Instrument: Elaine.i

Sample Info: 11406036-57,31,10,,a

Purge Volume: 10.0

Operator: PD

Column phase:

Column diameter: 0.18

43 benzene

Concentration: 4.139 ngs

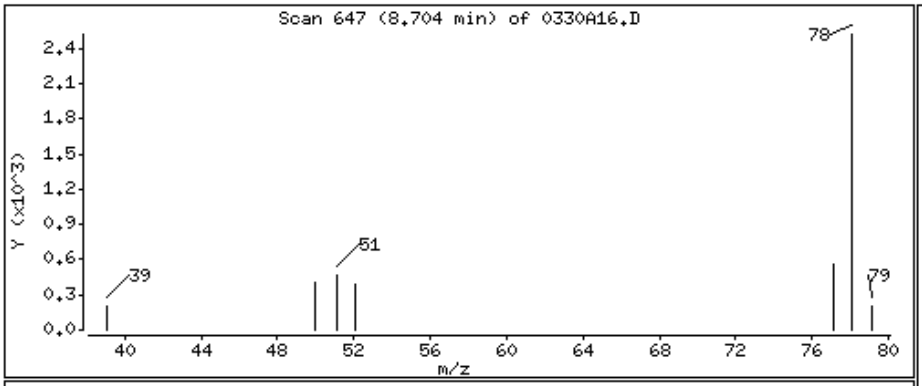

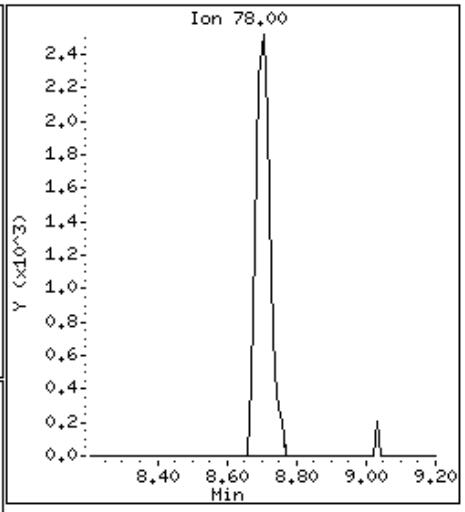

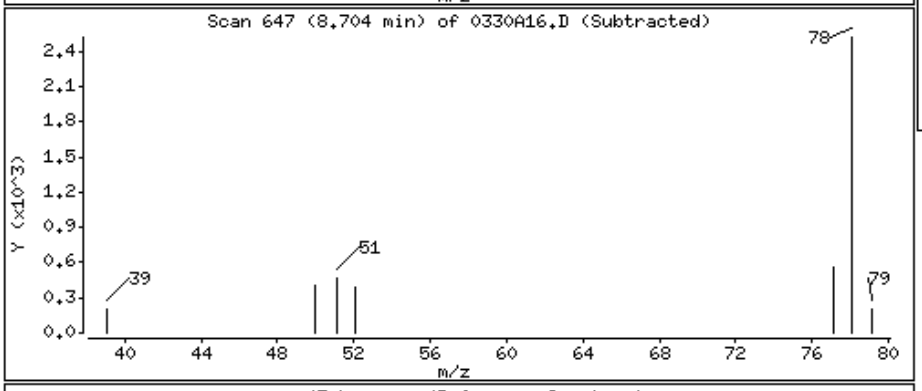

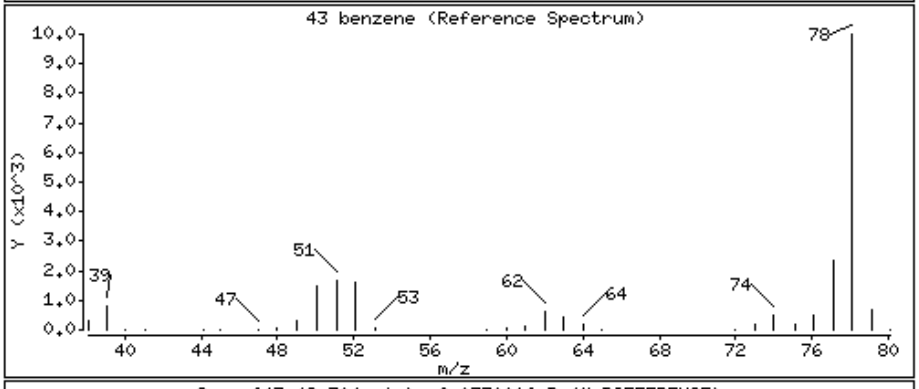

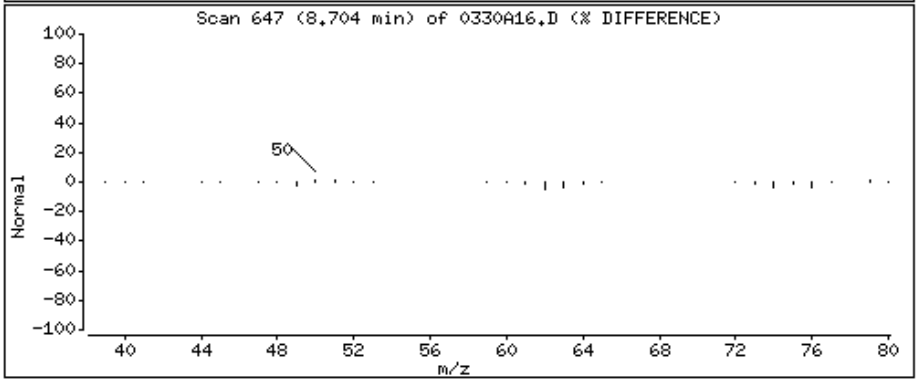

Alpha Analytical Labs

Manual Integration

Sample Info	: l1406036-57,31,10,,a wg679027,ical9341		
Instrument ID	: Elaine.i		
Method	: liq8260C.m		
File	: 0330A16.D		
Injection Date	: 31-MAR-2014 01:04		
Quantitation	: ISTD	Integrator :	HP RTE
Dilution Factor	: 1.00	Sample Type:	SAMPLE

This File has no version history.

//Orgserv2/ff/chem/GCMSVOA/Elaine.i/140330.b/original/0330A16.D

Method Blank
Raw Data

Alpha Analytical Labs

gc/ms voa

Data file : \\Orgserv2\ff\chem\GCMSVOA\Gonzo.i\140328n.b\0328N04.D
Lab Smp Id:
Inj Date : 28-MAR-2014 23:05
Operator : PD Inst ID: Gonzo.i
Smp Info : wg678883-3,31,10
Misc Info : wg678883,ical9343
Comment :
Method : \\Orgserv2\ff\chem\GCMSVOA\Gonzo.i\140328n.b\v10ml8260.m
Meth Date : 29-Mar-2014 11:00 pduczmalew Quant Type: ISTD
Cal Date : 25-MAR-2014 03:06 Cal File: 0324N12.D
Als bottle: 40
Dil Factor: 1.00000
Integrator: HP RTE Compound Sublist: NJTCL.sub
Target Version: 4.12
Processing Host: VIRTUALXP-76524

Concentration Formula: Amt * DF * CpndVariable
Cpnd Variable Local Compound Variable

	Compounds	QUANT SIG MASS	RT	EXP RT	REL RT	RESPONSE	CONCENTRATIONS ON-COLUMN (ngs)	FINAL (ngs)	REVIEW CODE
	1 dichlorodifluoromethane	85	Compound Not Detected.						
	2 chloromethane	50	Compound Not Detected.						
	3 vinyl chloride	62	Compound Not Detected.						
	4 bromomethane	94	Compound Not Detected.						
	5 chloroethane	64	Compound Not Detected.						
	6 trichlorofluoromethane	101	Compound Not Detected.						
	9 Freon 113	101	Compound Not Detected.						
	10 acetone	43	Compound Not Detected.						
	11 1,1,-dichloroethene	96	Compound Not Detected.						
	14 Methyl Acetate	43	Compound Not Detected.						
	15 methylene chloride	84	Compound Not Detected.						
	16 carbon disulfide	76	Compound Not Detected.						
	20 methyl tert butyl ether	73	Compound Not Detected.						
	22 trans-1,2-dichloroethene	96	Compound Not Detected.						
	24 1,1-dichloroethane	63	Compound Not Detected.						
	27 2-butanone	43	Compound Not Detected.						
	30 cis-1,2-dichloroethene	96	Compound Not Detected.						
	31 chloroform	83	Compound Not Detected.						
	32 bromochloromethane	128	Compound Not Detected.						
$	34 dibromofluoromethane	113	8.113	8.113	(0.884)	189674	94.3545	94.354	
	35 1,1,1-trichloroethane	97	Compound Not Detected.						
	36 Cyclohexane	56	Compound Not Detected.						
	38 carbontetrachloride	117	Compound Not Detected.						
$	40 1,2-dichloroethane-d4	65	8.762	8.762	(0.955)	276376	97.7396	97.739	
	41 1,2-dichloroethane	62	Compound Not Detected.						
	42 benzene	78	Compound Not Detected.						
*	43 fluorobenzene	96	9.175	9.175	(1.000)	817492	100.000		
	44 trichloroethene	95	Compound Not Detected.						

	Compounds	QUANT SIG MASS	RT	EXP RT	REL RT	RESPONSE	CONCENTRATIONS ON-COLUMN (ngs)	CONCENTRATIONS FINAL (ngs)	REVIEW CODE
	46 methyl cyclohexane	83	Compound Not Detected.						
	47 1,2-dichloropropane	63	Compound Not Detected.						
	48 bromodichloromethane	83	Compound Not Detected.						
	49 1,4-dioxane	88	Compound Not Detected.						
	52 4-methyl-2-pentanone	58	Compound Not Detected.						
	53 cis-1,3-dichloropropene	75	Compound Not Detected.						
$	55 toluene-d8	98	11.379	11.379	(0.834)	819979	100.709	100.708	
	56 toluene	92	Compound Not Detected.						
	58 trans-1,3-dichloropropene	75	Compound Not Detected.						
	59 1,1,2-trichloroethane	83	Compound Not Detected.						
	60 2-hexanone	43	Compound Not Detected.						
	62 tetrachloroethene	166	Compound Not Detected.						
	63 chlorodibromomethane	129	Compound Not Detected.						
	64 1,2-dibromoethane	107	Compound Not Detected.						
*	65 chlorobenzene-d5	117	13.645	13.645	(1.000)	528749	100.000		
	66 chlorobenzene	112	Compound Not Detected.						
	68 ethyl benzene	91	Compound Not Detected.						
	69 p/m xylene	106	Compound Not Detected.						
	70 o xylene	106	Compound Not Detected.						
	71 styrene	104	Compound Not Detected.						
	72 isopropylbenzene	105	Compound Not Detected.						
	73 bromoform	173	Compound Not Detected.						
	75 1,1,2,2,-tetrachloroethane	83	Compound Not Detected.						
$	76 4-bromofluorobenzene	95	15.531	15.531	(0.889)	318910	104.470	104.470	
	89 1,3-dichlorobenzene	146	Compound Not Detected.						
*	90 1,4-dichlorobenzene-d4	152	17.465	17.465	(1.000)	231009	100.000		
	91 1,4-dichlorobenzene	146	Compound Not Detected.						
	94 1,2-dichlorobenzene	146	Compound Not Detected.						
	96 1,2-dibromo-3-chloropropane	75	Compound Not Detected.						
	98 1,2,4-trichlorobenzene	180	Compound Not Detected.						
	101 1,2,3-trichlorobenzene	180	Compound Not Detected.						

Alpha Analytical Labs

gc/ms voa

Data file : \\Orgserv2\ff\chem\GCMSVOA\Gonzo.i\140328n.b\0328N04.D
Lab Smp Id:
Inj Date : 28-MAR-2014 23:05
Operator : PD Inst ID: Gonzo.i
Smp Info : wg678883-3,31,10
Misc Info : wg678883,ical9343
Comment :
Method : \\Orgserv2\ff\chem\GCMSVOA\Gonzo.i\140328n.b\v10ml8260.m
Meth Date : 29-Mar-2014 11:00 pduczmalew Quant Type: ISTD
Cal Date : 25-MAR-2014 03:06 Cal File: 0324N12.D
Als bottle: 40
Dil Factor: 1.00000
Integrator: HP RTE Compound Sublist: NJTCL.sub
Target Version: 4.12
Processing Host: VIRTUALXP-76524

- NO TENTATIVELY IDENTIFIED COMPOUNDS -

Alpha Analytical Labs

INTERNAL STANDARD COMPOUNDS
AREA AND RT SUMMARY

Instrument ID: Gonzo.i
Calibration Date: 28-MAR-2014
Lab File ID: 0328N04.D
Calibration Time: 21:17
Lab Smp Id:
Analysis Type: VOA
Level: LOW
Quant Type: ISTD
Sample Type: WATER
Operator: PD
Method File: \\Orgserv2\ff\chem\GCMSVOA\Gonzo.i\140328n.b\v10ml8260.m
Misc Info: wg678883,ical9343

Test Mode:
Use Last Continuing Calibrator.
If Continuing Cal. use Initial Cal. Level 3

		AREA LIMIT			
COMPOUND	STANDARD	LOWER	UPPER	SAMPLE	%DIFF
43 fluorobenzene	815356	407678	1630712	817492	0.26
65 chlorobenzene-d5	538873	269437	1077746	528749	-1.88
90 1,4-dichlorobenze	247172	123586	494344	231009	-6.54

		RT LIMIT			
COMPOUND	STANDARD	LOWER	UPPER	SAMPLE	%DIFF
43 fluorobenzene	9.18	8.68	9.68	9.18	0.00
65 chlorobenzene-d5	13.65	13.15	14.15	13.65	0.00
90 1,4-dichlorobenze	17.47	16.97	17.97	17.47	0.00

AREA UPPER LIMIT = +100% of internal standard area.
AREA LOWER LIMIT = - 50% of internal standard area.
RT UPPER LIMIT = + 0.50 minutes of internal standard RT.
RT LOWER LIMIT = - 0.50 minutes of internal standard RT.

Alpha Analytical Labs

RECOVERY REPORT

Client Name: Client SDG: SDGa00267
Sample Matrix: LIQUID Fraction: VOA
Lab Smp Id:
Level: LOW Operator: PD
Data Type: MS DATA SampleType: SAMPLE
SpikeList File: curveall.spk Quant Type: ISTD
Sublist File: NJTCL.sub
Method File: \\Orgserv2\ff\chem\GCMSVOA\Gonzo.i\140328n.b\v10ml8260.m
Misc Info: wg678883,ical9343

SURROGATE COMPOUND	AMOUNT ADDED ngs	AMOUNT RECOVERED ngs	% RECOVERED	LIMITS
$ 34 dibromofluorometha	100.000	94.354	94.35	70-130
$ 40 1,2-dichloroethane	100.000	97.739	97.74	70-130
$ 55 toluene-d8	100.000	100.708	100.71	70-130
$ 76 4-bromofluorobenze	100.000	104.470	104.47	70-130

Data File: \\Orgserv2\ff\chem\GCMSVOA\Gonzo.i\140328n.b\0328N04.D
Date : 28-MAR-2014 23:05
Client ID:
Sample Info: wg678883-3,31,10
Purge Volume: 10.0
Column phase: Rtx-502.2

Instrument: Gonzo.i
Operator: PD
Column diameter: 0.18

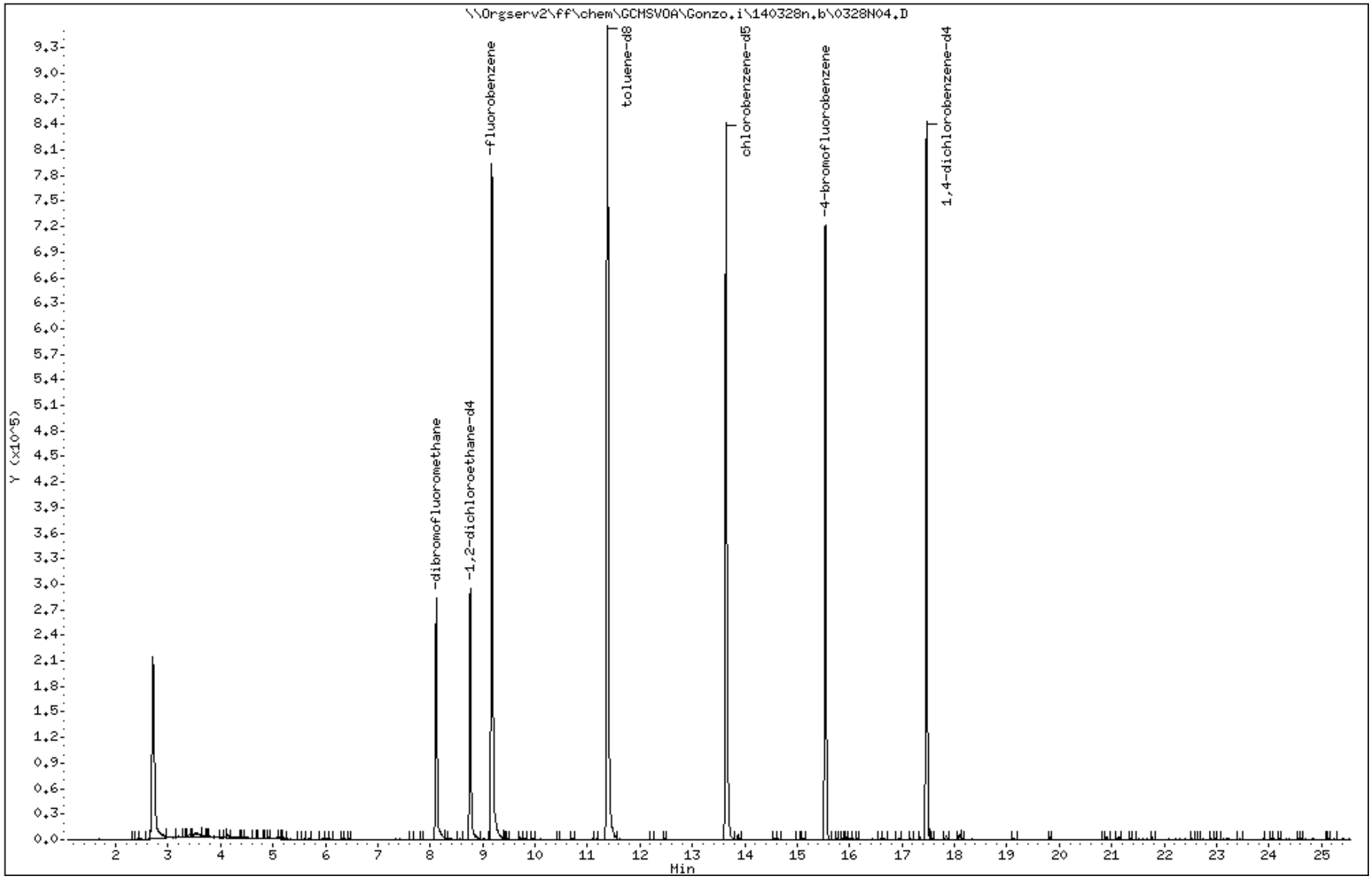

Alpha Analytical Labs

Manual Integration

Sample Info	: wg678883-3,31,10 wg678883,ical9343		
Instrument ID	: Gonzo.i		
Method	: v10ml8260.m		
File	: 0328N04.D		
Injection Date	: 28-MAR-2014 23:05		
Quantitation	: ISTD	Integrator : HP RTE	
Dilution Factor	: 1.00	Sample Type: SAMPLE	

There are no manual integrations in this file.

Alpha Analytical Labs

gc/ms voa

Data file : \\orgserv2\ff\chem\GCMSVOA\Gonzo.i\140329.b\0329A04.D
Lab Smp Id:
Inj Date : 29-MAR-2014 12:33
Operator : PD Inst ID: Gonzo.i
Smp Info : wg678895-3,31,10
Misc Info : wg678895,ical9343
Comment :
Method : \\Orgserv2\ff\chem\GCMSVOA\Gonzo.i\140329.b\v10ml8260.m
Meth Date : 29-Mar-2014 12:08 pduczmalew Quant Type: ISTD
Cal Date : 25-MAR-2014 03:06 Cal File: 0324N12.D
Als bottle: 40
Dil Factor: 1.00000
Integrator: HP RTE Compound Sublist: curve.sub
Target Version: 4.12
Processing Host: A1-001722

Concentration Formula: Amt * DF * CpndVariable
Cpnd Variable Local Compound Variable

	Compounds	QUANT SIG MASS	RT	EXP RT	REL RT	RESPONSE	CONCENTRATIONS ON-COLUMN (ngs)	FINAL (ngs)	REVIEW CODE
1	dichlorodifluoromethane	85	Compound Not Detected.						
2	chloromethane	50	Compound Not Detected.						
3	vinyl chloride	62	Compound Not Detected.						
4	bromomethane	94	Compound Not Detected.						
5	chloroethane	64	Compound Not Detected.						
6	trichlorofluoromethane	101	Compound Not Detected.						
7	ethyl ether	74	Compound Not Detected.						
8	acrolien	56	Compound Not Detected.						
9	Freon 113	101	Compound Not Detected.						
10	acetone	43	Compound Not Detected.						
11	1,1,-dichloroethene	96	Compound Not Detected.						
12	Tert-Butyl Alcohol	59	Compound Not Detected.						
14	Methyl Acetate	43	Compound Not Detected.						
13	iodomethane	142	Compound Not Detected.						
15	methylene chloride	84	Compound Not Detected.						
16	carbon disulfide	76	Compound Not Detected.						
17	acrylonitrile	53	Compound Not Detected.						
20	methyl tert butyl ether	73	Compound Not Detected.						
21	halothane	117	Compound Not Detected.						
22	trans-1,2-dichloroethene	96	Compound Not Detected.						
23	Diisopropyl Ether	45	Compound Not Detected.						
26	vinyl acetate	43	Compound Not Detected.						
24	1,1-dichloroethane	63	Compound Not Detected.						
25	Ethyl-Tert-Butyl-Ether	59	Compound Not Detected.						
27	2-butanone	43	Compound Not Detected.						
29	Ethyl Acetate	43	Compound Not Detected.						
28	2,2-dichloropropane	77	Compound Not Detected.						
30	cis-1,2-dichloroethene	96	Compound Not Detected.						

			QUANT SIG MASS	RT	EXP RT	REL RT	RESPONSE	CONCENTRATIONS ON-COLUMN (ngs)	CONCENTRATIONS FINAL (ngs)	REVIEW CODE
	31	chloroform	83	Compound Not Detected.						
	32	bromochloromethane	128	Compound Not Detected.						
	33	tetrahydrofuran	42	Compound Not Detected.						
$	34	dibromofluoromethane	113	8.113	8.113	(0.884)	193855	94.2168	94.216	
	35	1,1,1-trichloroethane	97	Compound Not Detected.						
	36	Cyclohexane	56	Compound Not Detected.						
	37	1,1-dichloropropene	75	Compound Not Detected.						
	39	Tertiary-Amyl Methyl Ether	73	Compound Not Detected.						
	38	carbontetrachloride	117	Compound Not Detected.						
$	40	1,2-dichloroethane-d4	65	8.762	8.755	(0.955)	277277	95.8034	95.803	
	41	1,2-dichloroethane	62	Compound Not Detected.						
	42	benzene	78	Compound Not Detected.						
*	43	fluorobenzene	96	9.175	9.175	(1.000)	836733	100.000		
	44	trichloroethene	95	Compound Not Detected.						
	46	methyl cyclohexane	83	Compound Not Detected.						
	47	1,2-dichloropropane	63	Compound Not Detected.						
	48	bromodichloromethane	83	Compound Not Detected.						
	49	1,4-dioxane	88	Compound Not Detected.						
	176	methy;-methylacrlate	69	Compound Not Detected.						
	50	dibromomethane	93	Compound Not Detected.						
	51	2-chloroethylvinylether	63	Compound Not Detected.						
	52	4-methyl-2-pentanone	58	Compound Not Detected.						
	53	cis-1,3-dichloropropene	75	Compound Not Detected.						
$	55	toluene-d8	98	11.380	11.379	(0.834)	815996	98.3213	98.321	
	56	toluene	92	Compound Not Detected.						
	57	ethyl-methacrylate	69	Compound Not Detected.						
	58	trans-1,3-dichloropropene	75	Compound Not Detected.						
	60	2-hexanone	43	Compound Not Detected.						
	59	1,1,2-trichloroethane	83	Compound Not Detected.						
	61	1,3-dichloropropane	76	Compound Not Detected.						
	62	tetrachloroethene	166	Compound Not Detected.						
	63	chlorodibromomethane	129	Compound Not Detected.						
	64	1,2-dibromoethane	107	Compound Not Detected.						
*	65	chlorobenzene-d5	117	13.645	13.645	(1.000)	538958	100.000		
	66	chlorobenzene	112	Compound Not Detected.						
	67	1,1,1,2-tetrachloroethane	131	Compound Not Detected.						
	68	ethyl benzene	91	Compound Not Detected.						
	69	p/m xylene	106	Compound Not Detected.						
	70	o xylene	106	Compound Not Detected.						
	71	styrene	104	Compound Not Detected.						
	72	isopropylbenzene	105	Compound Not Detected.						
	73	bromoform	173	Compound Not Detected.						
	74	1,4-dichloro-2-butane	55	Compound Not Detected.						
	75	1,1,2,2,-tetrachloroethane	83	Compound Not Detected.						
$	76	4-bromofluorobenzene	95	15.538	15.531	(0.890)	325416	106.780	106.779	
	77	1,2,3-trichloropropane	75	Compound Not Detected.						
	78	trans-1,4-dichloro-2-butene	53	Compound Not Detected.						
	79	n-propylbenzene	91	Compound Not Detected.						
	80	bromobenzene	156	Compound Not Detected.						
	81	4-ethyltoluene	105	Compound Not Detected.						
	82	1,3,5-trimethybenzene	105	Compound Not Detected.						
	83	2-chlorotoluene	91	Compound Not Detected.						
	84	4-chorotoluene	91	Compound Not Detected.						
	85	tert-butylbenzene	119	Compound Not Detected.						

	Compounds	QUANT SIG MASS	RT	EXP RT	REL RT	RESPONSE	CONCENTRATIONS ON-COLUMN (ngs)	CONCENTRATIONS FINAL (ngs)	REVIEW CODE
86	1,2,4-trimethylbenzene	105	Compound Not Detected.						
87	sec-butylbenzene	105	Compound Not Detected.						
88	p-isopropyltoluene	119	Compound Not Detected.						
89	1,3-dichlorobenzene	146	Compound Not Detected.						
* 90	1,4-dichlorobenzene-d4	152	17.466	17.465	(1.000)	230624	100.000		
91	1,4-dichlorobenzene	146	Compound Not Detected.						
92	n-butylbenzene	91	Compound Not Detected.						
93	1,2,4,5-tetramathylbenzene	119	Compound Not Detected.						
94	1,2-dichlorobenzene	146	Compound Not Detected.						
95	p-Diethylbenzene	119	Compound Not Detected.						
96	1,2-dibromo-3-chloropropane	75	Compound Not Detected.						
97	1,3,5-trichlorobenzene	180	Compound Not Detected.						
98	1,2,4-trichlorobenzene	180	Compound Not Detected.						
99	hexachlorobutadiene	225	Compound Not Detected.						
100	naphthalene	128	21.354	21.354	(1.223)	3050	1.08425	1.084	
101	1,2,3-trichlorobenzene	180	Compound Not Detected.						

Alpha Analytical Labs

gc/ms voa

Data file : \\orgserv2\ff\chem\GCMSVOA\Gonzo.i\140329.b\0329A04.D
Lab Smp Id:
Inj Date : 29-MAR-2014 12:33
Operator : PD Inst ID: Gonzo.i
Smp Info : wg678895-3,31,10
Misc Info : wg678895,ical9343
Comment :
Method : \\Orgserv2\ff\chem\GCMSVOA\Gonzo.i\140329.b\v10ml8260.m
Meth Date : 29-Mar-2014 12:08 pduczmalew Quant Type: ISTD
Cal Date : 25-MAR-2014 03:06 Cal File: 0324N12.D
Als bottle: 40
Dil Factor: 1.00000
Integrator: HP RTE Compound Sublist: curve.sub
Target Version: 4.12
Processing Host: A1-001722

- NO TENTATIVELY IDENTIFIED COMPOUNDS -

Alpha Analytical Labs

INTERNAL STANDARD COMPOUNDS
AREA AND RT SUMMARY

Instrument ID: Gonzo.i
Lab File ID: 0329A04.D
Lab Smp Id:
Analysis Type: VOA
Quant Type: ISTD
Operator: PD
Method File: \\Orgserv2\ff\chem\GCMSVOA\Gonzo.i\140329.b\v10ml8260.m
Misc Info: wg678895,ical9343

Calibration Date: 29-MAR-2014
Calibration Time: 10:45
Level: LOW
Sample Type: WATER

Test Mode:
Use Last Continuing Calibrator.
If Continuing Cal. use Initial Cal. Level 3

		AREA LIMIT			
COMPOUND	STANDARD	LOWER	UPPER	SAMPLE	%DIFF
43 fluorobenzene	854884	427442	1709768	836733	-2.12
65 chlorobenzene-d5	545961	272981	1091922	538958	-1.28
90 1,4-dichlorobenze	248041	124021	496082	230624	-7.02

		RT LIMIT			
COMPOUND	STANDARD	LOWER	UPPER	SAMPLE	%DIFF
43 fluorobenzene	9.18	8.68	9.68	9.18	0.00
65 chlorobenzene-d5	13.65	13.15	14.15	13.65	0.00
90 1,4-dichlorobenze	17.47	16.97	17.97	17.47	0.00

AREA UPPER LIMIT = +100% of internal standard area.
AREA LOWER LIMIT = - 50% of internal standard area.
RT UPPER LIMIT = + 0.50 minutes of internal standard RT.
RT LOWER LIMIT = - 0.50 minutes of internal standard RT.

Alpha Analytical Labs

RECOVERY REPORT

Client Name: Client SDG: SDGa00267
Sample Matrix: LIQUID Fraction: VOA
Lab Smp Id:
Level: LOW Operator: PD
Data Type: MS DATA SampleType: SAMPLE
SpikeList File: curveall.spk Quant Type: ISTD
Sublist File: curve.sub
Method File: \\Orgserv2\ff\chem\GCMSVOA\Gonzo.i\140329.b\v10ml8260.m
Misc Info: wg678895,ical9343

SURROGATE COMPOUND	AMOUNT ADDED ngs	AMOUNT RECOVERED ngs	% RECOVERED	LIMITS
$ 34 dibromofluorometha	100.000	94.216	94.22	70-130
$ 40 1,2-dichloroethane	100.000	95.803	95.80	70-130
$ 55 toluene-d8	100.000	98.321	98.32	70-130
$ 76 4-bromofluorobenze	100.000	106.779	106.78	70-130

Data File: \\orgserv2\ff\chem\GCMSVOA\Gonzo.i\140329.b\0329A04.D
Date : 29-MAR-2014 12:33
Client ID:
Sample Info: wg678895-3,31,10
Purge Volume: 10.0
Column phase: Rtx-502.2

Instrument: Gonzo.i
Operator: PD
Column diameter: 0.18

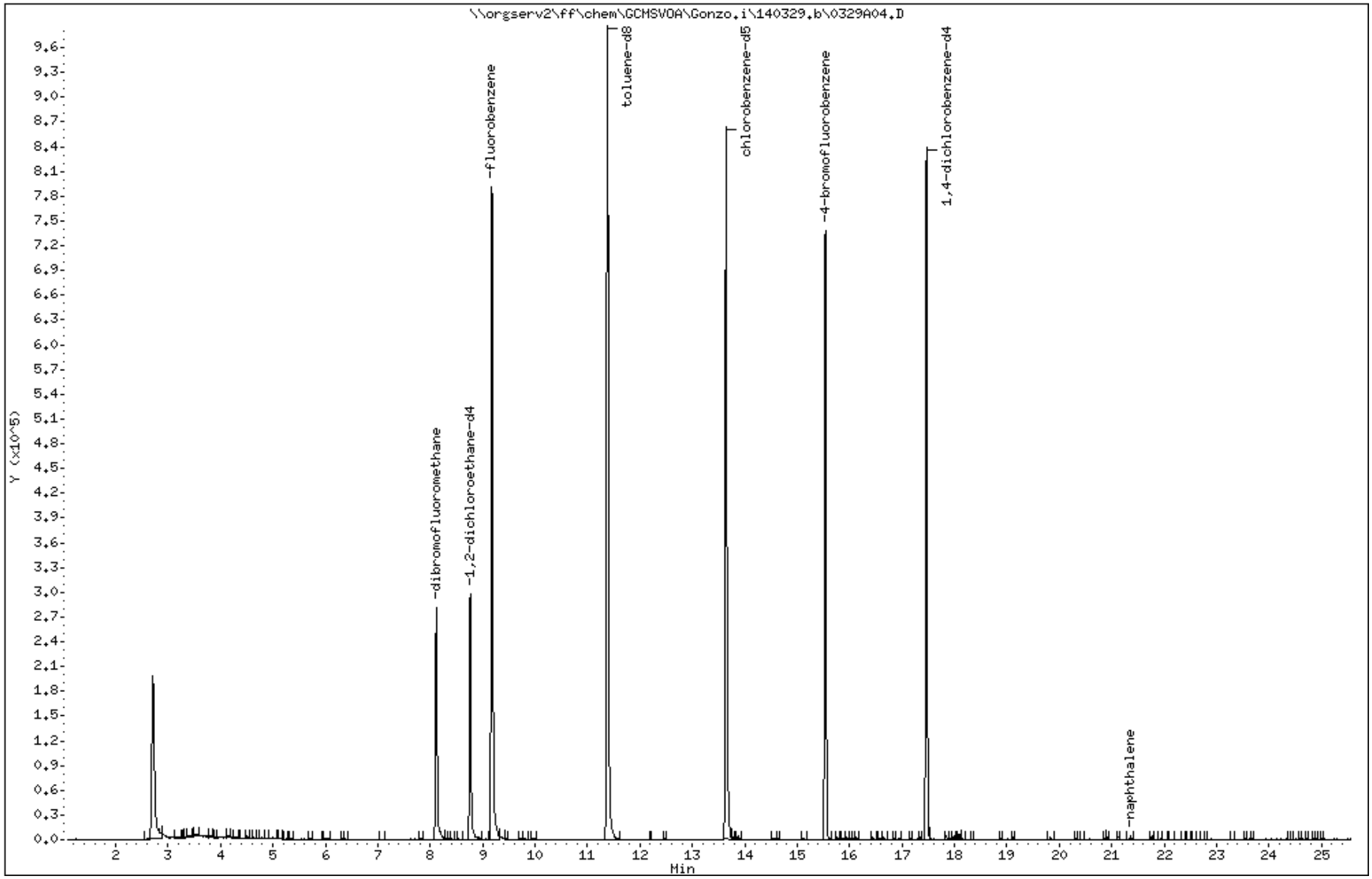

Data File: \\orgserv2\ff\chem\GCMSVOA\Gonzo.i\140329.b\0329A04.D

Date : 29-MAR-2014 12:33

Client ID:

Instrument: Gonzo.i

Sample Info: wg678895-3,31,10

Purge Volume: 10.0

Operator: PD

Column phase: Rtx-502.2

Column diameter: 0.18

100 naphthalene

Concentration: 1.084 ngs

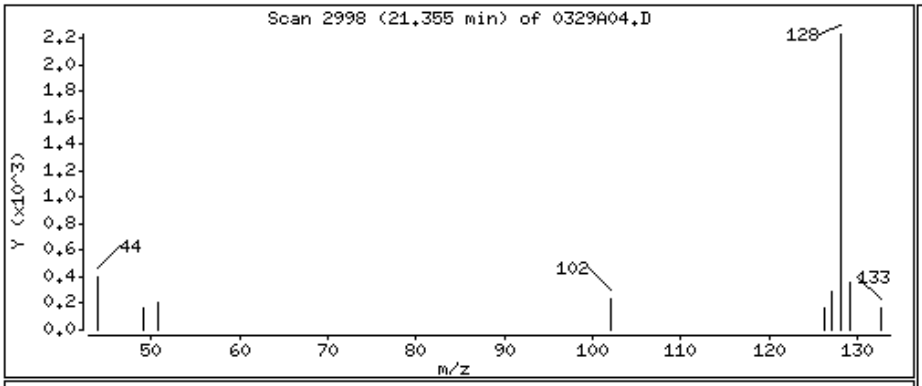

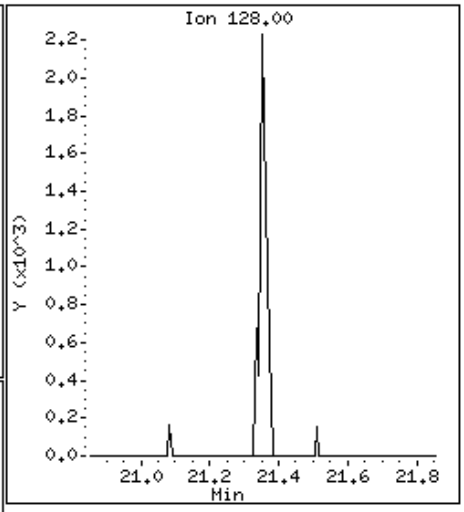

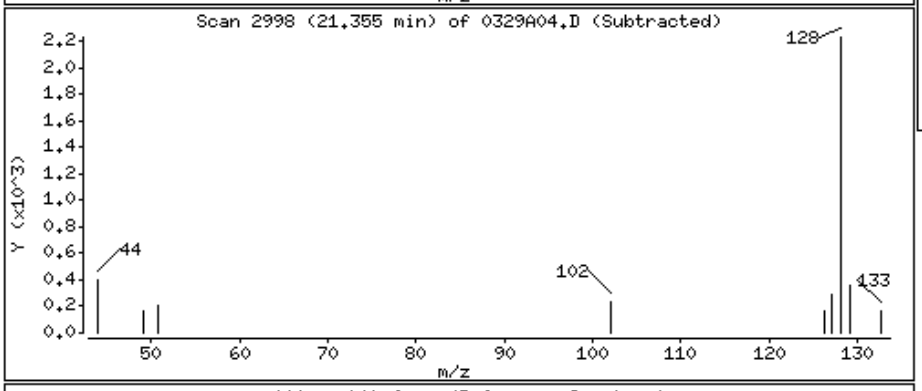

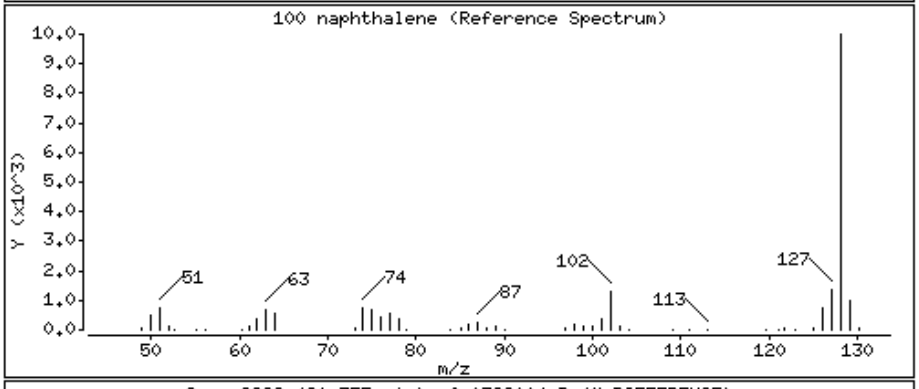

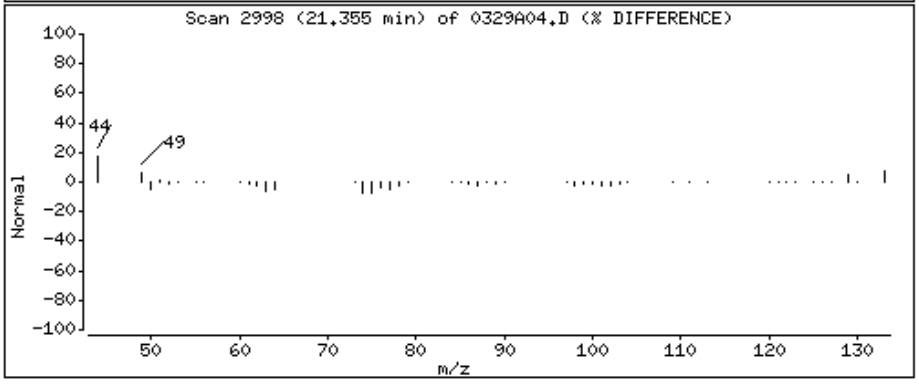

Alpha Analytical Labs

Manual Integration

Sample Info	: wg678895-3,31,10 wg678895,ical9343		
Instrument ID	: Gonzo.i		
Method	: v10ml8260.m		
File	: 0329A04.D		
Injection Date	: 29-MAR-2014 12:33		
Quantitation	: ISTD	Integrator : HP RTE	
Dilution Factor	: 1.00	Sample Type: SAMPLE	

There are no manual integrations in this file.

Alpha Analytical Labs

gc/ms voa - Elaine

Data file : \\Orgserv2\ff\chem\GCMSVOA\Elaine.i\140329.b\0329A05.D
Lab Smp Id:
Inj Date : 29-MAR-2014 12:58
Operator : PD Inst ID: Elaine.i
Smp Info : wg678962-3,31,10
Misc Info : wg678962,ical9341
Comment :
Method : \\Orgserv2\ff\chem\GCMSVOA\Elaine.i\140329.b\liq8260C.m
Meth Date : 30-Mar-2014 21:28 pduczmalew Quant Type: ISTD
Cal Date : 24-MAR-2014 23:22 Cal File: 0324A06.D
Als bottle: 1
Dil Factor: 1.00000
Integrator: HP RTE Compound Sublist: NJTCL.sub
Target Version: 4.12
Processing Host: VIRTUALXP-76524

Concentration Formula: Amt * DF * CpndVariable
Cpnd Variable Local Compound Variable

	Compounds	QUANT SIG MASS	RT	EXP RT	REL RT	RESPONSE	CONCENTRATIONS ON-COLUMN (ngs)	FINAL (ngs)	REVIEW CODE
	1 dichlorodifluoromethane	85	Compound Not Detected.						
	2 chloromethane	50	Compound Not Detected.						
	3 vinyl chloride	62	Compound Not Detected.						
	4 bromomethane	94	Compound Not Detected.						
	5 chloroethane	64	Compound Not Detected.						
	6 trichlorofluoromethane	101	Compound Not Detected.						
	9 freon-113	101	Compound Not Detected.						
	10 acetone	43	Compound Not Detected.						
	11 1,1,-dichloroethene	96	Compound Not Detected.						
	13 Methyl Acetate	43	Compound Not Detected.						
	14 methylene chloride	84	Compound Not Detected.						
	15 carbon disulfide	76	Compound Not Detected.						
	17 methyl tert butyl ether	73	Compound Not Detected.						
	19 trans-1,2-dichloroethene	96	Compound Not Detected.						
	23 1,1-dichloroethane	63	Compound Not Detected.						
	26 2-butanone	43	Compound Not Detected.						
	29 cis-1,2-dichloroethene	96	Compound Not Detected.						
	30 chloroform	83	Compound Not Detected.						
	31 bromochloromethane	128	Compound Not Detected.						
$	34 dibromofluoromethane	113	7.786	7.786	(0.862)	42960	96.3499	96.349	
	36 1,1,1-trichloroethane	97	Compound Not Detected.						
	37 Cyclohexane	56	Compound Not Detected.						
	39 carbontetrachloride	117	Compound Not Detected.						
$	41 1,2-dichloroethane-d4	65	8.535	8.535	(0.945)	54777	102.221	102.220	
	42 1,2-dichloroethane	62	Compound Not Detected.						
	43 benzene	78	Compound Not Detected.						
*	45 flourobenzene	96	9.031	9.031	(1.000)	192766	100.000		
	47 trichloroethene	95	Compound Not Detected.						

			QUANT SIG					CONCENTRATIONS		
		Compounds	MASS	RT	EXP RT	REL RT	RESPONSE	ON-COLUMN (ngs)	FINAL (ngs)	REVIEW CODE
	48	methyl cyclohexane	83	Compound Not Detected.						
	49	1,2-dichloropropane	63	Compound Not Detected.						
	50	bromodichloromethane	83	Compound Not Detected.						
	51	1,4-Dioxane	88	Compound Not Detected.						
	54	4-methyl-2-pentanone	58	Compound Not Detected.						
	57	cis-1,3-dichloropropene	75	Compound Not Detected.						
$	58	toluene-d8	98	11.553	11.564	(0.820)	211430	101.246	101.245	
	59	toluene	92	Compound Not Detected.						
	62	trans-1,3-dichloropropene	75	Compound Not Detected.						
	64	2-hexanone	43	Compound Not Detected.						
	63	1,1,2-trichloroethane	83	Compound Not Detected.						
	66	tetrachloroethene	166	Compound Not Detected.						
	67	chlorodibromomethane	129	Compound Not Detected.						
	68	1,2-dibromoethane	107	Compound Not Detected.						
*	69	chlorobenzene-d5	117	14.086	14.086	(1.000)	164989	100.000		
	70	chlorobenzene	112	Compound Not Detected.						
	72	ethyl benzene	91	Compound Not Detected.						
	73	p/m xylene	106	Compound Not Detected.						
	74	o xylene	106	Compound Not Detected.						
	75	styrene	104	Compound Not Detected.						
	76	isopropylbenzene	105	Compound Not Detected.						
	77	bromoform	173	Compound Not Detected.						
	79	1,1,2,2,-tetrachloroethane	83	Compound Not Detected.						
$	80	4-bromofluorobenzene	95	16.218	16.218	(0.883)	94726	99.3859	99.385	
	93	1,3-dichlorobenzene	146	Compound Not Detected.						
*	94	1,4-dichlorobenzene-d4	152	18.360	18.360	(1.000)	77819	100.000		
	95	1,4-dichlorobenzene	146	Compound Not Detected.						
	98	1,2-dichlorobenzene	146	Compound Not Detected.						
	100	1,2-dibromo-3-chloropropane	75	Compound Not Detected.						
	102	1,2,4-trichlorobenzene	180	Compound Not Detected.						
	105	1,2,3-trichlorobenzene	180	Compound Not Detected.						

Alpha Analytical Labs

gc/ms voa - Elaine

Data file : \\Orgserv2\ff\chem\GCMSVOA\Elaine.i\140329.b\0329A05.D
Lab Smp Id:
Inj Date : 29-MAR-2014 12:58
Operator : PD Inst ID: Elaine.i
Smp Info : wg678962-3,31,10
Misc Info : wg678962,ical9341
Comment :
Method : \\Orgserv2\ff\chem\GCMSVOA\Elaine.i\140329.b\liq8260C.m
Meth Date : 30-Mar-2014 21:28 pduczmalew Quant Type: ISTD
Cal Date : 24-MAR-2014 23:22 Cal File: 0324A06.D
Als bottle: 1
Dil Factor: 1.00000
Integrator: HP RTE Compound Sublist: NJTCL.sub
Target Version: 4.12
Processing Host: VIRTUALXP-76524

- NO TENTATIVELY IDENTIFIED COMPOUNDS -

Alpha Analytical Labs

INTERNAL STANDARD COMPOUNDS
AREA AND RT SUMMARY

Instrument ID: Elaine.i
Lab File ID: 0329A05.D
Lab Smp Id:
Analysis Type: VOA
Quant Type: ISTD
Operator: PD
Method File: \\Orgserv2\ff\chem\GCMSVOA\Elaine.i\140329.b\liq8260C.m
Misc Info: wg678962,ical9341

Calibration Date: 29-MAR-2014
Calibration Time: 11:14
Level: LOW
Sample Type: WATER

Test Mode:
Use Last Continuing Calibrator.
If Continuing Cal. use Initial Cal. Level 3

COMPOUND	STANDARD	AREA LIMIT LOWER	AREA LIMIT UPPER	SAMPLE	%DIFF
45 flourobenzene	216817	108409	433634	192766	-11.09
69 chlorobenzene-d5	183807	91904	367614	164989	-10.24
94 1,4-dichlorobenze	94614	47307	189228	77819	-17.75

COMPOUND	STANDARD	RT LIMIT LOWER	RT LIMIT UPPER	SAMPLE	%DIFF
45 flourobenzene	9.03	8.53	9.53	9.03	0.00
69 chlorobenzene-d5	14.09	13.59	14.59	14.09	0.00
94 1,4-dichlorobenze	18.36	17.86	18.86	18.36	0.00

AREA UPPER LIMIT = +100% of internal standard area.
AREA LOWER LIMIT = - 50% of internal standard area.
RT UPPER LIMIT = + 0.50 minutes of internal standard RT.
RT LOWER LIMIT = - 0.50 minutes of internal standard RT.

Alpha Analytical Labs

RECOVERY REPORT

Client Name: Client SDG: SDGa00307
Sample Matrix: LIQUID Fraction: VOA
Lab Smp Id:
Level: LOW Operator: PD
Data Type: MS DATA SampleType: SAMPLE
SpikeList File: curveall.spk Quant Type: ISTD
Sublist File: NJTCL.sub
Method File: \\Orgserv2\ff\chem\GCMSVOA\Elaine.i\140329.b\liq8260C.m
Misc Info: wg678962,ical9341

SURROGATE COMPOUND	AMOUNT ADDED ngs	AMOUNT RECOVERED ngs	% RECOVERED	LIMITS
$ 34 dibromofluorometha	100.000	96.349	96.35	70-130
$ 41 1,2-dichloroethane	100.000	102.220	102.22	70-130
$ 58 toluene-d8	100.000	101.245	101.25	70-130
$ 80 4-bromofluorobenze	100.000	99.385	99.39	70-130

Data File: \\Orgserv2\ff\chem\GCMSVOA\Elaine.i\140329.b\0329A05.D
Date : 29-MAR-2014 12:58
Client ID:
Sample Info: wg678962-3,31,10
Purge Volume: 10.0
Column phase:

Instrument: Elaine.i
Operator: PD
Column diameter: 0.18

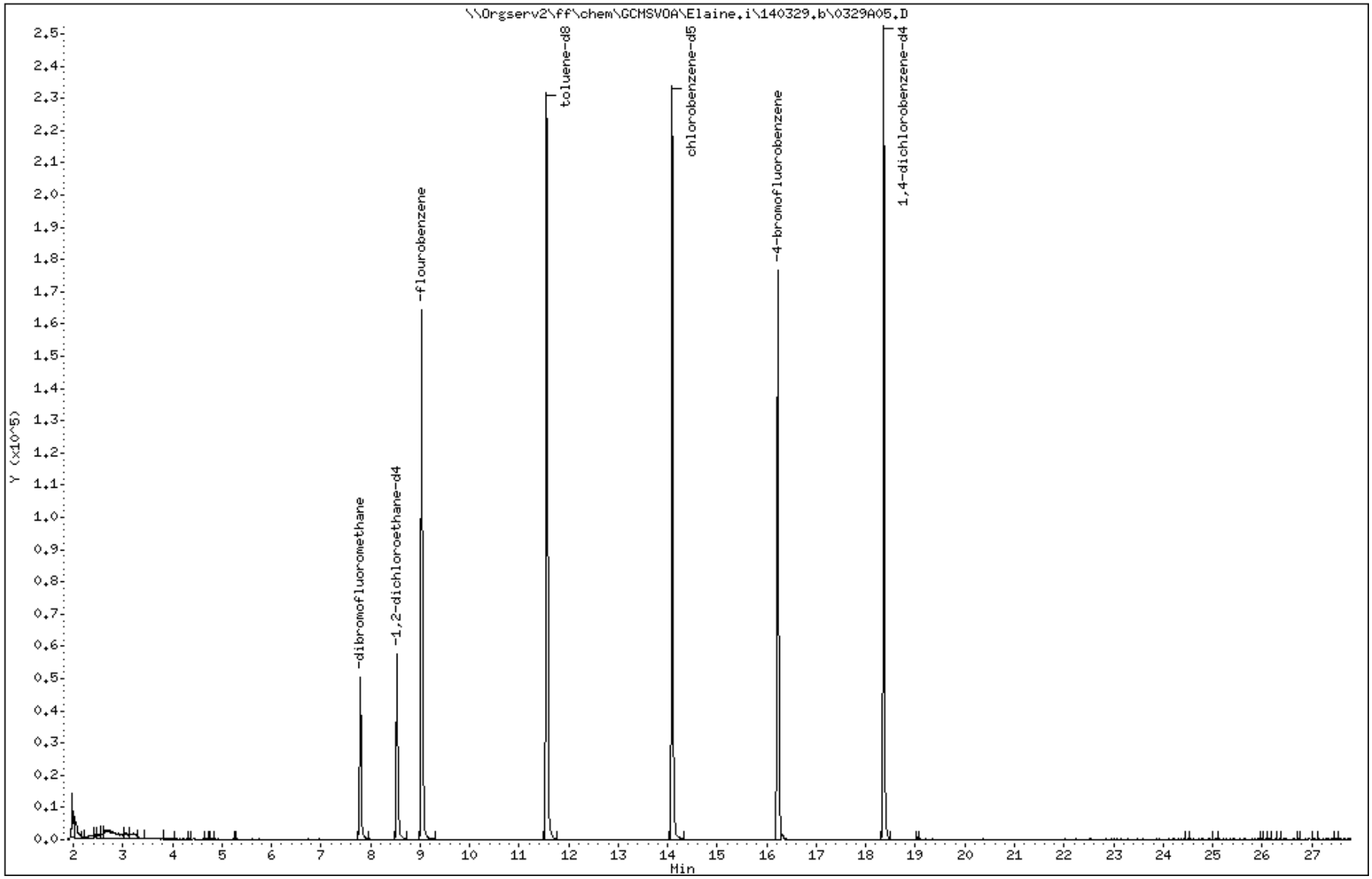

Alpha Analytical Labs

Manual Integration

Sample Info	: wg678962-3,31,10 wg678962,ical9341		
Instrument ID	: Elaine.i		
Method	: liq8260C.m		
File	: 0329A05.D		
Injection Date	: 29-MAR-2014 12:58		
Quantitation	: ISTD	Integrator : HP RTE	
Dilution Factor	: 1.00	Sample Type: SAMPLE	

There are no manual integrations in this file.

Alpha Analytical Labs

gc/ms voa - VOA101

Data file : \\orgserv2\ff\chem\GCMSVOA\Voa101.i\140329.b\0329A05.D
Lab Smp Id:
Inj Date : 29-MAR-2014 13:00
Operator : PD Inst ID: Voa101.i
Smp Info : wg678899-3,31,10
Misc Info : wg678899,ical9333
Comment :
Method : \\Orgserv2\ff\chem\GCMSVOA\Voa101.i\140329.b\liq8260C.m
Meth Date : 29-Mar-2014 15:20 ppaveglio Quant Type: ISTD
Cal Date : 24-MAR-2014 14:57 Cal File: 0324A12.D
Als bottle: 5
Dil Factor: 1.00000
Integrator: HP RTE Compound Sublist: NJTCL.sub
Target Version: 4.12
Processing Host: A1-001722

Concentration Formula: Amt * DF * CpndVariable
Cpnd Variable Local Compound Variable

	Compounds	QUANT SIG MASS	RT	EXP RT	REL RT	RESPONSE	CONCENTRATIONS ON-COLUMN (ngs)	CONCENTRATIONS FINAL (ngs)	REVIEW CODE
	1 dichlorodifluoromethane	85	Compound Not Detected.						
	2 chloromethane	50	Compound Not Detected.						
	3 vinyl chloride	62	Compound Not Detected.						
	4 bromomethane	94	Compound Not Detected.						
	5 chloroethane	64	Compound Not Detected.						
	6 trichlorofluoromethane	101	Compound Not Detected.						
	8 1,1,-dichloroethene	96	Compound Not Detected.						
	11 freon-113	101	Compound Not Detected.						
	10 carbon disulfide	76	Compound Not Detected.						
	14 methylene chloride	84	Compound Not Detected.						
	15 acetone	43	Compound Not Detected.						
	16 trans-1,2-dichloroethene	96	Compound Not Detected.						
	17 Methyl Acetate	43	Compound Not Detected.						
	18 methyl tert butyl ether	73	Compound Not Detected.						
	22 1,1-dichloroethane	63	Compound Not Detected.						
	27 cis-1,2-dichloroethene	96	Compound Not Detected.						
	29 bromochloromethane	128	Compound Not Detected.						
	30 Cyclohexane	56	Compound Not Detected.						
	31 chloroform	83	Compound Not Detected.						
	33 carbontetrachloride	117	Compound Not Detected.						
$	36 dibromofluoromethane	113	5.405	5.405	(0.868)	56734	104.497	104.496	
	37 1,1,1-trichloroethane	97	Compound Not Detected.						
	38 2-butanone	43	Compound Not Detected.						
	40 benzene	78	Compound Not Detected.						
$	42 1,2-dichloroethane-d4	65	5.944	5.941	(0.954)	66122	109.844	109.844	
	43 1,2-dichloroethane	62	Compound Not Detected.						
*	45 flourobenzene	96	6.228	6.227	(1.000)	207150	100.000		
	49 trichloroethene	95	Compound Not Detected.						

			QUANT SIG MASS	RT	EXP RT	REL RT	RESPONSE	CONCENTRATIONS ON-COLUMN (ngs)	CONCENTRATIONS FINAL (ngs)	REVIEW CODE
	46	methyl cyclohexane	83	Compound Not Detected.						
	52	1,2-dichloropropane	63	Compound Not Detected.						
	53	bromodichloromethane	83	Compound Not Detected.						
	56	1,4-Dioxane	88	Compound Not Detected.						
	58	cis-1,3-dichloropropene	75	Compound Not Detected.						
$	59	toluene-d8	98	7.936	7.933	(0.811)	204154	91.8183	91.818	
	60	toluene	92	Compound Not Detected.						
	62	4-methyl-2-pentanone	58	Compound Not Detected.						
	63	tetrachloroethene	166	Compound Not Detected.						
	64	trans-1,3-dichloropropene	75	Compound Not Detected.						
	68	1,1,2-trichloroethane	83	Compound Not Detected.						
	69	chlorodibromomethane	129	Compound Not Detected.						
	71	1,2-dibromoethane	107	Compound Not Detected.						
	73	2-hexanone	43	Compound Not Detected.						
*	74	chlorobenzene-d5	117	9.786	9.786	(1.000)	164847	100.000		
	75	chlorobenzene	112	Compound Not Detected.						
	76	ethyl benzene	91	Compound Not Detected.						
	78	p/m xylene	106	Compound Not Detected.						
	79	o xylene	106	Compound Not Detected.						
	80	styrene	104	Compound Not Detected.						
	81	bromoform	173	Compound Not Detected.						
	82	isopropylbenzene	105	Compound Not Detected.						
$	83	4-bromofluorobenzene	95	11.251	11.251	(0.904)	76962	104.485	104.484	
	88	1,1,2,2,-tetrachloroethane	83	Compound Not Detected.						
	99	1,3-dichlorobenzene	146	Compound Not Detected.						
*	100	1,4-dichlorobenzene-d4	152	12.444	12.441	(1.000)	71234	100.000		
	101	1,4-dichlorobenzene	146	Compound Not Detected.						
	104	1,2-dichlorobenzene	146	Compound Not Detected.						
	106	1,2-dibromo-3-chloropropane	75	Compound Not Detected.						
	109	1,2,4-trichlorobenzene	180	Compound Not Detected.						
	111	1,2,3-trichlorobenzene	180	Compound Not Detected.						

Alpha Analytical Labs

gc/ms voa - VOA101

Data file : \\orgserv2\ff\chem\GCMSVOA\Voa101.i\140329.b\0329A05.D
Lab Smp Id:
Inj Date : 29-MAR-2014 13:00
Operator : PD Inst ID: Voa101.i
Smp Info : wg678899-3,31,10
Misc Info : wg678899,ical9333
Comment :
Method : \\Orgserv2\ff\chem\GCMSVOA\Voa101.i\140329.b\liq8260C.m
Meth Date : 29-Mar-2014 15:20 ppaveglio Quant Type: ISTD
Cal Date : 24-MAR-2014 14:57 Cal File: 0324A12.D
Als bottle: 5
Dil Factor: 1.00000
Integrator: HP RTE Compound Sublist: NJTCL.sub
Target Version: 4.12
Processing Host: A1-001722

- NO TENTATIVELY IDENTIFIED COMPOUNDS -

Alpha Analytical Labs

INTERNAL STANDARD COMPOUNDS
AREA AND RT SUMMARY

Instrument ID: Voa101.i
Lab File ID: 0329A05.D
Lab Smp Id:
Analysis Type: VOA
Quant Type: ISTD
Operator: PD
Method File: \\Orgserv2\ff\chem\GCMSVOA\Voa101.i\140329.b\liq8260C.m
Misc Info: wg678899,ical9333

Calibration Date: 29-MAR-2014
Calibration Time: 11:27
Level: LOW
Sample Type: WATER

Test Mode:
Use Last Continuing Calibrator.
If Continuing Cal. use Initial Cal. Level 3

		AREA LIMIT			
COMPOUND	STANDARD	LOWER	UPPER	SAMPLE	%DIFF
45 flourobenzene	220923	110462	441846	207150	-6.23
74 chlorobenzene-d5	175802	87901	351604	164847	-6.23
100 1,4-dichlorobenze	84508	42254	169016	71234	-15.71

		RT LIMIT			
COMPOUND	STANDARD	LOWER	UPPER	SAMPLE	%DIFF
45 flourobenzene	6.23	5.73	6.73	6.23	0.00
74 chlorobenzene-d5	9.79	9.29	10.29	9.79	0.00
100 1,4-dichlorobenze	12.44	11.94	12.94	12.44	0.02

AREA UPPER LIMIT = +100% of internal standard area.
AREA LOWER LIMIT = - 50% of internal standard area.
RT UPPER LIMIT = + 0.50 minutes of internal standard RT.
RT LOWER LIMIT = - 0.50 minutes of internal standard RT.

Alpha Analytical Labs

RECOVERY REPORT

Client Name: Client SDG: SDGa00307
Sample Matrix: LIQUID Fraction: VOA
Lab Smp Id:
Level: LOW Operator: PD
Data Type: MS DATA SampleType: SAMPLE
SpikeList File: curveallim.spk Quant Type: ISTD
Sublist File: NJTCL.sub
Method File: \\Orgserv2\ff\chem\GCMSVOA\Voa101.i\140329.b\liq8260C.m
Misc Info: wg678899,ical9333

SURROGATE COMPOUND	AMOUNT ADDED ngs	AMOUNT RECOVERED ngs	% RECOVERED	LIMITS
$ 36 dibromofluorometha	100.000	104.496	104.50	70-130
$ 42 1,2-dichloroethane	100.000	109.844	109.84	70-130
$ 59 toluene-d8	100.000	91.818	91.82	70-130
$ 83 4-bromofluorobenze	100.000	104.484	104.48	70-130

Data File: \\orgserv2\ff\chem\GCMSVOA\Voa101.i\140329.b\0329A05.D
Date : 29-MAR-2014 13:00
Client ID:
Sample Info: wg678899-3,31,10
Purge Volume: 10.0
Column phase:

Instrument: Voa101.i
Operator: PD
Column diameter: 0.18

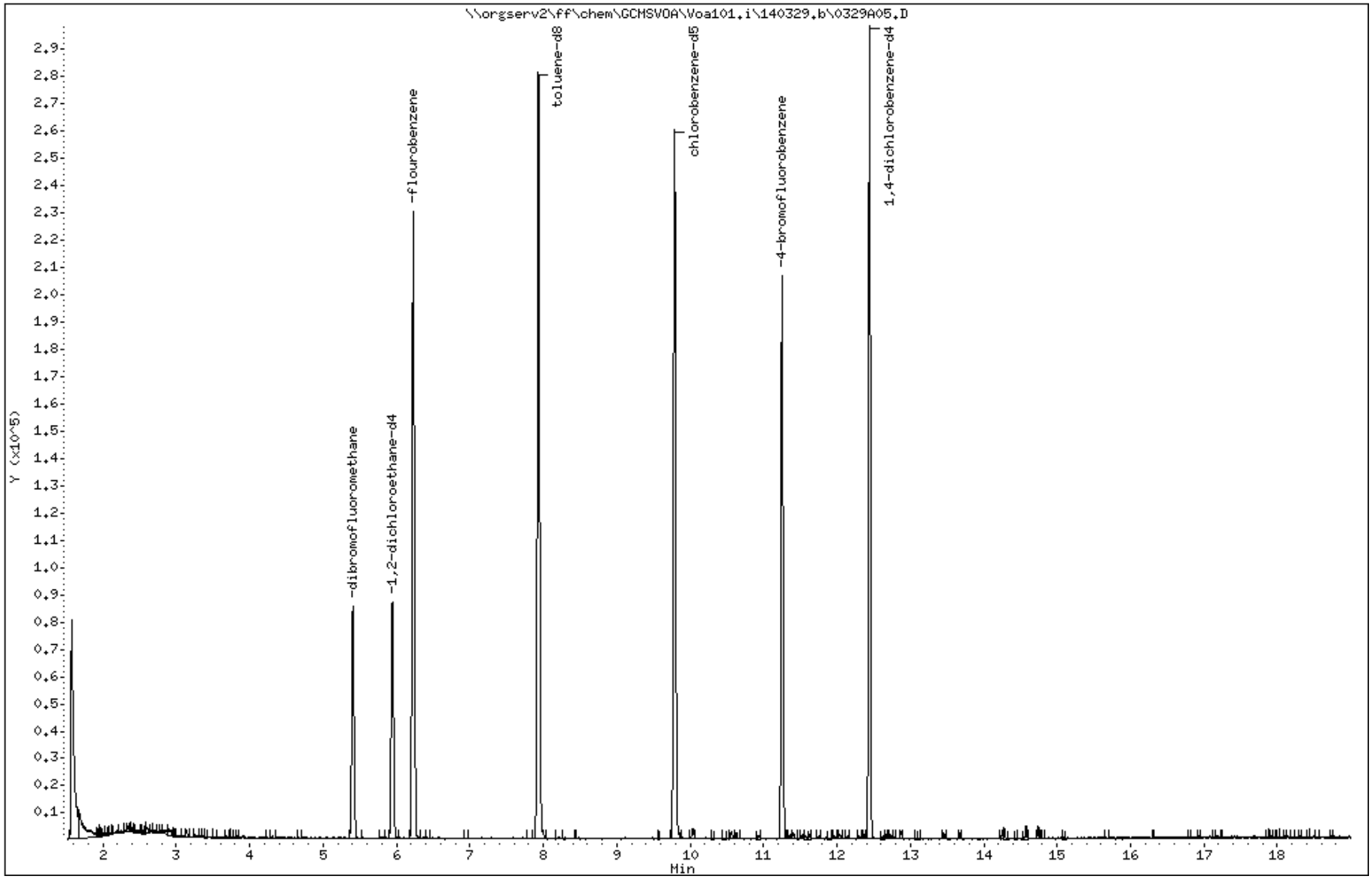

Alpha Analytical Labs

Manual Integration

Sample Info	: wg678899-3,31,10 wg678899,ical9333		
Instrument ID	: Voa101.i		
Method	: liq8260C.m		
File	: 0329A05.D		
Injection Date	: 29-MAR-2014 13:00		
Quantitation	: ISTD	Integrator : HP RTE	
Dilution Factor	: 1.00	Sample Type: SAMPLE	

There are no manual integrations in this file.

Alpha Analytical Labs

gc/ms voa - Elaine

Data file : \\Orgserv2\ff\chem\GCMSVOA\Elaine.i\140330.b\0330A04.D
Lab Smp Id:
Inj Date : 30-MAR-2014 18:05
Operator : PD Inst ID: Elaine.i
Smp Info : wg679027-3,31,10
Misc Info : wg679027,ical9341
Comment :
Method : \\Orgserv2\ff\chem\GCMSVOA\Elaine.i\140330.b\liq8260C.m
Meth Date : 31-Mar-2014 09:11 pduczmalew Quant Type: ISTD
Cal Date : 24-MAR-2014 23:22 Cal File: 0324A06.D
Als bottle: 1
Dil Factor: 1.00000
Integrator: HP RTE Compound Sublist: NJTCL.sub
Target Version: 4.12
Processing Host: VIRTUALXP-76524

Concentration Formula: Amt * DF * CpndVariable
Cpnd Variable Local Compound Variable

	Compounds	QUANT SIG MASS	RT	EXP RT	REL RT	RESPONSE	CONCENTRATIONS ON-COLUMN (ngs)	FINAL (ngs)	REVIEW CODE
1	dichlorodifluoromethane	85	Compound Not Detected.						
2	chloromethane	50	Compound Not Detected.						
3	vinyl chloride	62	Compound Not Detected.						
4	bromomethane	94	Compound Not Detected.						
5	chloroethane	64	Compound Not Detected.						
6	trichlorofluoromethane	101	Compound Not Detected.						
9	freon-113	101	Compound Not Detected.						
10	acetone	43	Compound Not Detected.						
11	1,1,-dichloroethene	96	Compound Not Detected.						
13	Methyl Acetate	43	Compound Not Detected.						
14	methylene chloride	84	Compound Not Detected.						
15	carbon disulfide	76	Compound Not Detected.						
17	methyl tert butyl ether	73	Compound Not Detected.						
19	trans-1,2-dichloroethene	96	Compound Not Detected.						
23	1,1-dichloroethane	63	Compound Not Detected.						
26	2-butanone	43	Compound Not Detected.						
29	cis-1,2-dichloroethene	96	Compound Not Detected.						
30	chloroform	83	Compound Not Detected.						
31	bromochloromethane	128	Compound Not Detected.						
$ 34	dibromofluoromethane	113	7.796	7.786	(0.863)	37140	95.5581	95.558	
36	1,1,1-trichloroethane	97	Compound Not Detected.						
37	Cyclohexane	56	Compound Not Detected.						
39	carbontetrachloride	117	Compound Not Detected.						
$ 41	1,2-dichloroethane-d4	65	8.535	8.535	(0.945)	44893	96.1077	96.107	
42	1,2-dichloroethane	62	Compound Not Detected.						
43	benzene	78	Compound Not Detected.						
* 45	flourobenzene	96	9.031	9.031	(1.000)	168032	100.000		
47	trichloroethene	95	Compound Not Detected.						

			QUANT SIG MASS	RT	EXP RT	REL RT	RESPONSE	CONCENTRATIONS ON-COLUMN (ngs)	CONCENTRATIONS FINAL (ngs)	REVIEW CODE
	48	methyl cyclohexane	83	Compound Not Detected.						
	49	1,2-dichloropropane	63	Compound Not Detected.						
	50	bromodichloromethane	83	Compound Not Detected.						
	51	1,4-Dioxane	88	Compound Not Detected.						
	54	4-methyl-2-pentanone	58	Compound Not Detected.						
	57	cis-1,3-dichloropropene	75	Compound Not Detected.						
$	58	toluene-d8	98	11.564	11.564	(0.820)	189105	101.215	101.215	
	59	toluene	92	Compound Not Detected.						
	62	trans-1,3-dichloropropene	75	Compound Not Detected.						
	64	2-hexanone	43	Compound Not Detected.						
	63	1,1,2-trichloroethane	83	Compound Not Detected.						
	66	tetrachloroethene	166	Compound Not Detected.						
	67	chlorodibromomethane	129	Compound Not Detected.						
	68	1,2-dibromoethane	107	Compound Not Detected.						
*	69	chlorobenzene-d5	117	14.096	14.097	(1.000)	147612	100.000		
	70	chlorobenzene	112	Compound Not Detected.						
	72	ethyl benzene	91	Compound Not Detected.						
	73	p/m xylene	106	Compound Not Detected.						
	74	o xylene	106	Compound Not Detected.						
	75	styrene	104	Compound Not Detected.						
	76	isopropylbenzene	105	Compound Not Detected.						
	77	bromoform	173	Compound Not Detected.						
	79	1,1,2,2,-tetrachloroethane	83	Compound Not Detected.						
$	80	4-bromofluorobenzene	95	16.228	16.228	(0.884)	83754	100.049	100.049	
	93	1,3-dichlorobenzene	146	Compound Not Detected.						
*	94	1,4-dichlorobenzene-d4	152	18.360	18.360	(1.000)	68349	100.000		
	95	1,4-dichlorobenzene	146	Compound Not Detected.						
	98	1,2-dichlorobenzene	146	Compound Not Detected.						
	100	1,2-dibromo-3-chloropropane	75	Compound Not Detected.						
	102	1,2,4-trichlorobenzene	180	Compound Not Detected.						
	105	1,2,3-trichlorobenzene	180	Compound Not Detected.						

Alpha Analytical Labs

gc/ms voa - Elaine

Data file : \\Orgserv2\ff\chem\GCMSVOA\Elaine.i\140330.b\0330A04.D
Lab Smp Id:
Inj Date : 30-MAR-2014 18:05
Operator : PD Inst ID: Elaine.i
Smp Info : wg679027-3,31,10
Misc Info : wg679027,ical9341
Comment :
Method : \\Orgserv2\ff\chem\GCMSVOA\Elaine.i\140330.b\liq8260C.m
Meth Date : 31-Mar-2014 09:11 pduczmalew Quant Type: ISTD
Cal Date : 24-MAR-2014 23:22 Cal File: 0324A06.D
Als bottle: 1
Dil Factor: 1.00000
Integrator: HP RTE Compound Sublist: NJTCL.sub
Target Version: 4.12
Processing Host: VIRTUALXP-76524

- NO TENTATIVELY IDENTIFIED COMPOUNDS -

Alpha Analytical Labs

INTERNAL STANDARD COMPOUNDS
AREA AND RT SUMMARY

Instrument ID: Elaine.i
Lab File ID: 0330A04.D
Lab Smp Id:
Analysis Type: VOA
Quant Type: ISTD
Operator: PD
Method File: \\Orgserv2\ff\chem\GCMSVOA\Elaine.i\140330.b\liq8260C.m
Misc Info: wg679027,ical9341

Calibration Date: 30-MAR-2014
Calibration Time: 16:21
Level: LOW
Sample Type: WATER

Test Mode:
Use Last Continuing Calibrator.
If Continuing Cal. use Initial Cal. Level 3

COMPOUND	STANDARD	AREA LIMIT LOWER	AREA LIMIT UPPER	SAMPLE	%DIFF
45 flourobenzene	194962	97481	389924	168032	-13.81
69 chlorobenzene-d5	166235	83118	332470	147612	-11.20
94 1,4-dichlorobenze	89072	44536	178144	68349	-23.27

COMPOUND	STANDARD	RT LIMIT LOWER	RT LIMIT UPPER	SAMPLE	%DIFF
45 flourobenzene	9.03	8.53	9.53	9.03	-0.00
69 chlorobenzene-d5	14.10	13.60	14.60	14.10	-0.00
94 1,4-dichlorobenze	18.36	17.86	18.86	18.36	-0.00

AREA UPPER LIMIT = +100% of internal standard area.
AREA LOWER LIMIT = - 50% of internal standard area.
RT UPPER LIMIT = + 0.50 minutes of internal standard RT.
RT LOWER LIMIT = - 0.50 minutes of internal standard RT.

Alpha Analytical Labs

RECOVERY REPORT

Client Name: Client SDG: SDGa00307
Sample Matrix: LIQUID Fraction: VOA
Lab Smp Id:
Level: LOW Operator: PD
Data Type: MS DATA SampleType: SAMPLE
SpikeList File: curveall.spk Quant Type: ISTD
Sublist File: NJTCL.sub
Method File: \\Orgserv2\ff\chem\GCMSVOA\Elaine.i\140330.b\liq8260C.m
Misc Info: wg679027,ical9341

SURROGATE COMPOUND	AMOUNT ADDED ngs	AMOUNT RECOVERED ngs	% RECOVERED	LIMITS
$ 34 dibromofluorometha	100.000	95.558	95.56	70-130
$ 41 1,2-dichloroethane	100.000	96.107	96.11	70-130
$ 58 toluene-d8	100.000	101.215	101.22	70-130
$ 80 4-bromofluorobenze	100.000	100.049	100.05	70-130

Data File: \\Orgserv2\ff\chem\GCMSVOA\Elaine.i\140330.b\0330A04.D
Date : 30-MAR-2014 18:05
Client ID:
Sample Info: wg679027-3,31,10
Purge Volume: 10.0
Column phase:

Instrument: Elaine.i
Operator: PD
Column diameter: 0.18

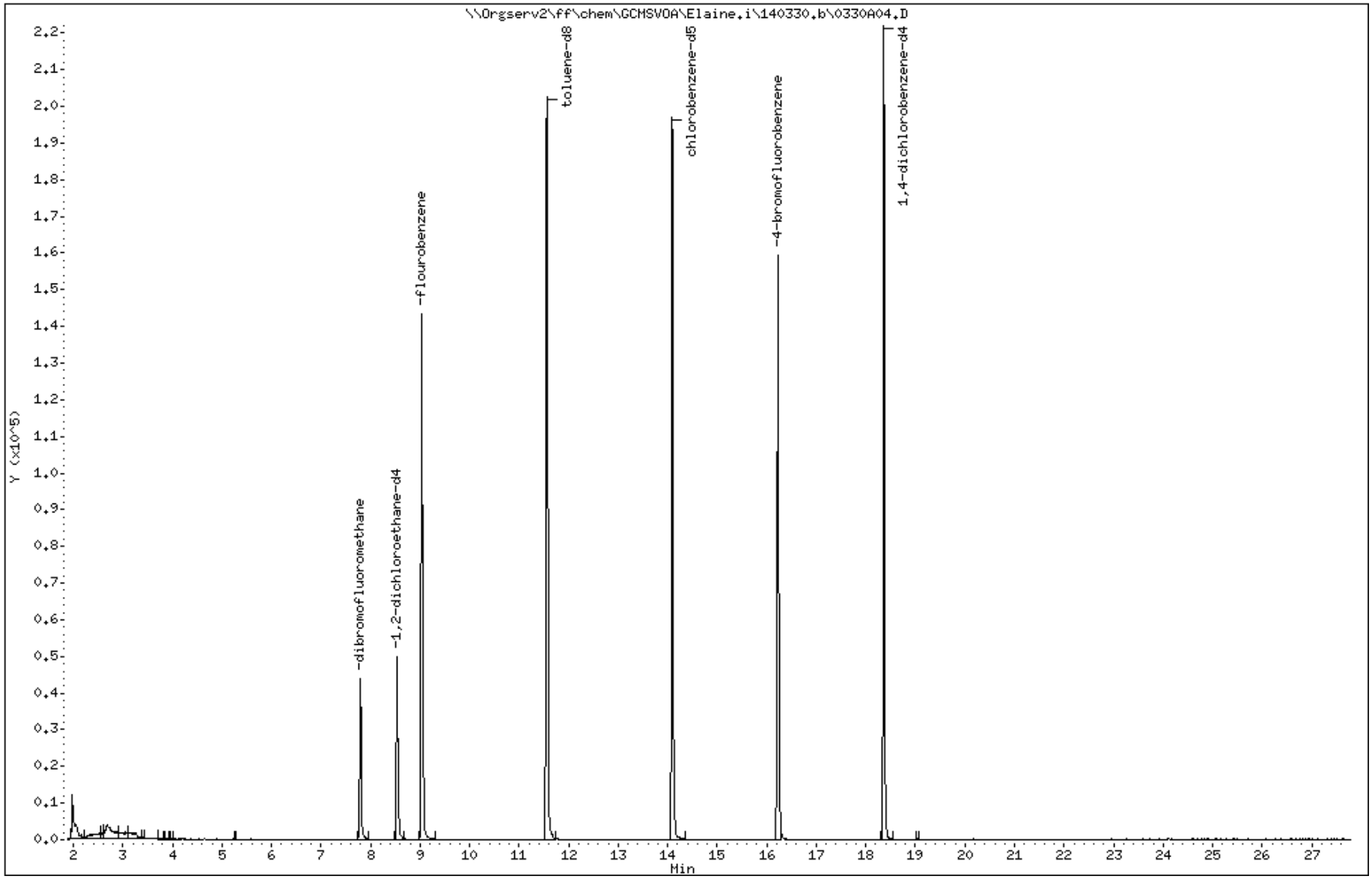

Alpha Analytical Labs

Manual Integration

Sample Info	: wg679027-3,31,10 wg679027,ical9341		
Instrument ID	: Elaine.i		
Method	: liq8260C.m		
File	: 0330A04.D		
Injection Date	: 30-MAR-2014 18:05		
Quantitation	: ISTD	Integrator : HP RTE	
Dilution Factor	: 1.00	Sample Type: SAMPLE	

There are no manual integrations in this file.

ALPHA ANALYTICAL

World Class Chemistry

www.alphalab.com



Lab Number: L1419791

Client: Tetra Tech GEO

ATTN: Steve Feldmann

Project Name: LOCKHEED N. PLAINFIELD

Project Number: 117-0507600

The original project report/data package is held by Alpha Analytical. This report/data package is paginated and should be reproduced only in its entirety. Alpha Analytical holds no responsibility for results and/or data that are not consistent with the original.

ANALYTICAL DATA PACKAGE FOR THE
NEW JERSEY DEPARTMENT OF ENVIRONMENTAL PROTECTION
TRENTON NEW JERSEY 08625

Agency/Division:	**Bureau/Office:**
Project No: 117-0507600	**Contract No:**
Laboratory: Alpha Analytical	**Laboratory Location:** Westborough, Ma.
	Laboratory Phone Number: (508) 898-9220
SDG No: L1419791	**NJDEP Certification #:** MA935
Date of First Sample Receipt: 08/28/2014	**Date of Last Sample Receipt:** 08/28/2014

Agency Sample Number	Laboratory Sample Number	Sample Location	Date/Time of Collection
MODTB-082714	L1419791-01	LOCKHEED N. PLAINFIELD	08/27/2014 18:10
TB-082714	L1419791-02	LOCKHEED N. PLAINFIELD	08/27/2014 00:00

I certify that this data package is in compliance with the terms and conditions of this contract, both technically and for completeness, for other than the conditions detailed above. Release of the data contained in this hardcopy data package and in the computer-readable data submitted on disk or electronically has been authorized by the laboratory director or his/her designee, as verified by the following signature.

Technical Director/Representative (Typed)	Kelly Stenstrom	09/05/14
Technical Director/Representative (Signature)	Kelly Stenstrom	

Table of Contents

New Jersey Reduced Data Deliverable Package 1
- Title Page 2
- Table of Contents 3
- Chain of Custody 4
  - External Chain of Custody 5
  - Lims COC (LN01) 6
  - Sample Receipt Tracking Report 7
- Methodology Review 8
  - Method References 9
- Laboratory Chronicle 10
  - Sample Receipt and Container Information 11
- Conformance/Non-Conformance Summary 12
  - Conformance/Non-Conformance Summary Report 13
- Organics Analysis 15
  - GCMS 8260 Analysis 16
    - Sample Results Summary 17
      - Form 1 - Organics 18
    - Tune Results Summary 31
      - Form 5 - Organics 32
    - Blank Results Summary 34
      - Form 4 - Organics 35
    - Standards Data Summary 36
      - Form 6 - Organics 37
      - Form 7 - Organics 47
    - Surrogate Summary 50
      - Form 2 - Organics 51
    - Batch QC Summary 52
      - Form 3 - Organics 53
    - Internal Standard Summary 59
      - Form 8 - Organics 60
    - Chromatograms 61
      - Sample Raw Data 62
        - TB-082714 (L1419791-02) Analyzed: 09/04/14 11:05 63
        - MODTB-082714 (L1419791-01) Analyzed: 09/04/14 11:38 71
      - Method Blank Raw Data 81
        - Laboratory Method Bl (WG719194-3) Analyzed: 09/04/14 06:45 82

Chain of Custody

CHAIN OF CUSTODY

PAGE 1 OF 1

Date Rec'd in Lab: 8/29/14

ALPHA Job #: 21419791

ALPHA ANALYTICAL
WESTBORO, MA TEL: 508-898-9220 FAX: 508-898-9193
MANSFIELD, MA TEL: 508-822-9300 FAX: 508-822-3288

Client Information

Client: TETRATECH
Address: 295 RT 22E, Suite 104E
Whitehouse Station, NJ 08889
Phone: 908-534-2303
Fax: 908-534-4709
Email: steve.feldmann@tetratech.com

☐ These samples have been previously analyzed by Alpha

Project Information

Project Name: Lockheed N. Plainfield
Project Location: N. Plainfield, NJ
Project #: 117-0507600
Project Manager: Steve Feldmann
ALPHA Quote #:

Turn-Around Time

☒ Standard ☐ RUSH (only confirmed if pre-approved!)

Date Due: 9/5/14 Time:

Report Information - Data Deliverables

☐ FAX ☒ EMAIL
☒ ADEx ☐ Add'l Deliverables

Billing Information

☒ Same as Client info PO #:

Regulatory Requirements/Report Limits

State /Fed Program	Criteria
GW NJ Quality Standards	

Other Project Specific Requirements/Comments/Detection Limits:
MEET NJDEP GWQS

ANALYSIS: TCL VOC+15 (8260B)

SAMPLE HANDLING
Filtration
☐ Done
☒ Not needed
☐ Lab to do
Preservation
☐ Lab to do
(Please specify below)

ALPHA Lab ID (Lab Use Only)	Sample ID MODTB-082714	Collection Date	Collection Time	Sample Matrix	Sampler's Initials	TCL VOC+15 (8260B)	Sample Specific Comments	TOTAL # BOTTLES
19791-01	~~FB-082714~~ (SF)	8/27/14	18:10	AQ	RW/pm	X		3
02	TB-082714	8/27/14	—	AQ	—	X	Trip Blank	2

Container Type	A
Preservative	B

Relinquished By:	Date/Time	Received By:	Date/Time
[signature]	8/28/14	[signature] AAL	8/28/14 11:46
[signature] AAL	8/28/14 2035	Tom Toher	8-28-14 2035
Tom Toher	8-29-14 0005	[signature] McClard	8/29/14 0005

Please print clearly, legibly and completely. Samples can not be logged in and turnaround time clock will not start until any ambiguities are resolved. All samples submitted are subject to Alpha's Terms and Conditions. See reverse side.

FORM NO: 01-01 (rev. 14-OCT-07)

ALPHA ANALYTICAL LABORATORIES, INC.
LOGIN CHAIN OF CUSTODY REPORT
Sep 05 2014, 01:01 pm

Login Number: L1419791
Account: TETRA-NJ2 Tetra Tech GEOProject: 117-0507600
Received: 28AUG14 Due Date: 05SEP14

Sample #	Client ID	Mat	PR	Collected	Container
L1419791-01	MODTB-082714		1	S0 27AUG14 18:10	3-Vial-B

8260: Run and report at lowest possible RLs, undiluted if possible. If DF required, run at lowest possible DF with exceedances and another run with exceedance within cal range. NJ-RED Package Due Date: 09/05/14

NJ-8260,NJ-RED,NJDEP

Sample #	Client ID	Mat	PR	Collected	Container
L1419791-02	TB-082714		1	S0 27AUG14 00:00	2-Vial-B

8260: Run and report at lowest possible RLs, undiluted if possible. If DF required, run at lowest possible DF with exceedances and another run with exceedance within cal range. Package Due Date: 09/05/14

NJ-8260

Logged By: William McClendon

ALPHA ANALYTICAL LABORATORIES
Container Tracking Report

Container ID	Type	Status	Transaction Date	From Response	From Location	From Operator	To Response	To Location	To Operator
L1419791-01A	Vial-B	INTACT	05-SEP-14	GC/MS	GC/MS	Mike May	CUSTODY	VOA DEAD FRIDGE	CUSTODY Mike May
L1419791-01A	Vial-B	INTACT	04-SEP-14	CUSTODY	VOA CUSTODY	Mike May	GC/MS	GC/MS	Mike May
L1419791-01A	Vial-B	INTACT	29-AUG-14		CUSTODY	Michael Chang	VOA CUSTODY	VOA CUSTODY	Michael Chang
L1419791-01A	Vial-B	INTACT	29-AUG-14	LOGIN	LOGIN	William McClendon	CUSTODY	CUSTODY	William McClendon
L1419791-01B	Vial-B	INTACT	29-AUG-14	GC/MS	GC/MS	Kevin Deppel	CUSTODY	VOA DEAD FRIDGE	CUSTODY Kevin Deppel
L1419791-01B	Vial-B	INTACT	29-AUG-14	CUSTODY	VOA CUSTODY	Kevin Deppel	GC/MS	GC/MS	Kevin Deppel
L1419791-01B	Vial-B	INTACT	29-AUG-14		CUSTODY	Michael Chang	VOA CUSTODY	VOA CUSTODY	Michael Chang
L1419791-01B	Vial-B	INTACT	29-AUG-14	LOGIN	LOGIN	William McClendon	CUSTODY	CUSTODY	William McClendon
L1419791-01C	Vial-B	INTACT	29-AUG-14		CUSTODY	Michael Chang	VOA CUSTODY	VOA CUSTODY	Michael Chang
L1419791-01C	Vial-B	INTACT	29-AUG-14	LOGIN	LOGIN	William McClendon	CUSTODY	CUSTODY	William McClendon
L1419791-02A	Vial-B	INTACT	05-SEP-14	GC/MS	GC/MS	Mike May	CUSTODY	VOA DEAD FRIDGE	CUSTODY Mike May
L1419791-02A	Vial-B	INTACT	04-SEP-14	CUSTODY	VOA CUSTODY	Mike May	GC/MS	GC/MS	Mike May
L1419791-02A	Vial-B	INTACT	29-AUG-14		CUSTODY	Michael Chang	VOA CUSTODY	VOA CUSTODY	Michael Chang
L1419791-02A	Vial-B	INTACT	29-AUG-14	LOGIN	LOGIN	William McClendon	CUSTODY	CUSTODY	William McClendon
L1419791-02B	Vial-B	INTACT	29-AUG-14		CUSTODY	Michael Chang	VOA CUSTODY	VOA CUSTODY	Michael Chang
L1419791-02B	Vial-B	INTACT	29-AUG-14	LOGIN	LOGIN	William McClendon	CUSTODY	CUSTODY	William McClendon

Methodology Review

REFERENCES

1 Test Methods for Evaluating Solid Waste: Physical/Chemical Methods. EPA SW-846. Third Edition. Updates I - IV, 2007.

LIMITATION OF LIABILITIES

Alpha Analytical performs services with reasonable care and diligence normal to the analytical testing laboratory industry. In the event of an error, the sole and exclusive responsibility of Alpha Analytical shall be to re-perform the work at it's own expense. In no event shall Alpha Analytical be held liable for any incidental, consequential or special damages, including but not limited to, damages in any way connected with the use of, interpretation of, information or analysis provided by Alpha Analytical.

We strongly urge our clients to comply with EPA protocol regarding sample volume, preservation, cooling, containers, sampling procedures, holding time and splitting of samples in the field.

Laboratory Chronicle

Sample Receipt and Container Information

Were project specific reporting limits specified? YES

Reagent H2O Preserved Vials Frozen on: NA

Cooler Information **Custody Seal**

Cooler	
A	Absent

Container Information

Container ID	Container Type	Cooler	pH	Temp deg C	Pres	Seal	Analysis(*)
L1419791-01A	Vial HCl preserved	A	N/A	2.4	Y	Absent	NJ-8260(14)
L1419791-01B	Vial HCl preserved	A	N/A	2.4	Y	Absent	NJ-8260(14)
L1419791-01C	Vial HCl preserved	A	N/A	2.4	Y	Absent	NJ-8260(14)
L1419791-02A	Vial HCl preserved	A	N/A	2.4	Y	Absent	NJ-8260(14)
L1419791-02B	Vial HCl preserved	A	N/A	2.4	Y	Absent	NJ-8260(14)

*Values in parentheses indicate holding time in days

Conformance/Non-Conformance Summary

Case Narrative

The samples were received in accordance with the Chain of Custody and no significant deviations were encountered during the preparation or analysis unless otherwise noted. Sample Receipt, Container Information, and the Chain of Custody are located at the back of the report.

Results contained within this report relate only to the samples submitted under this Alpha Lab Number and meet all of the requirements of NELAC, for all NELAC accredited parameters. The data presented in this report is organized by parameter (i.e. VOC, SVOC, etc.). Sample specific Quality Control data (i.e. Surrogate Spike Recovery) is reported at the end of the target analyte list for each individual sample, followed by the Laboratory Batch Quality Control at the end of each parameter. If a sample was re-analyzed or re-extracted due to a required quality control corrective action and if both sets of data are reported, the Laboratory ID of the re-analysis or re-extraction is designated with an "R" or "RE", respectively. When multiple Batch Quality Control elements are reported (e.g. more than one LCS), the associated samples for each element are noted in the grey shaded header line of each data table. Any Laboratory Batch, Sample Specific % recovery or RPD value that is outside the listed Acceptance Criteria is bolded in the report. Performance criteria for CAM and RCP methods allow for some LCS compound failures to occur and still be within method compliance. In these instances, the specific failures are not narrated but are noted in the associated QC table. This information is also incorporated in the Data Usability format for our Data Merger tool where it can be reviewed along with any associated usability implications. Soil/sediments, solids and tissues are reported on a dry weight basis unless otherwise noted. Definitions of all data qualifiers and acronyms used in this report are provided in the Glossary located at the back of the report.

In reference to questions H (CAM) or 4 (RCP) when "NO" is checked, the performance criteria for CAM and RCP methods allow for some quality control failures to occur and still be within method compliance. In these instances the specific failure is not narrated but noted in the associated QC table. The information is also incorporated in the Data Usability format of our Data Merger tool where it can be reviewed along with any associated usability implications.

Please see the associated ADEx data file for a comparison of laboratory reporting limits that were achieved with the regulatory Numerical Standards requested on the Chain of Custody.

HOLD POLICY
For samples submitted on hold, Alpha's policy is to hold samples free of charge for 30 days from the date the project is completed. After 30 days, we will dispose of all samples submitted including those put on hold unless you have contacted your Client Service Representative and made arrangements for Alpha to continue to hold the samples.

Please contact Client Services at 800-624-9220 with any questions.

Report Submission

Case Narrative (continued)

All non-detect (ND) or estimated concentrations (J-qualified) have been quantitated to the limit noted in the MDL column.

I, the undersigned, attest under the pains and penalties of perjury that, to the best of my knowledge and belief and based upon my personal inquiry of those responsible for providing the information contained in this analytical report, such information is accurate and complete. This certificate of analysis is not complete unless this page accompanies any and all pages of this report.

Authorized Signature: Kelly Stenstrom Report Date: 09/05/14

Title: Technical Director/Representative

Organics

GC/MS 8260
Analysis

Sample Results Summary

Form 1
Volatile Organics

Client	: Tetra Tech GEO	Lab Number	: L1419791
Project Name	: LOCKHEED N. PLAINFIELD	Project Number	: 117-0507600
Lab ID	: L1419791-01	Date Collected	: 08/27/14 18:10
Client ID	: MODTB-082714	Date Received	: 08/28/14
Sample Location	: N. PLAINFIELD, NJ	Date Analyzed	: 09/04/14 11:38
Sample Matrix	: WATER	Dilution Factor	: 1
Analytical Method	: 1,8260C	Analyst	: MM
Lab File ID	: 0904A25	Instrument ID	: JACK.I
Sample Amount	: 10 ml	GC Column	: RTX-502.2
Level	: LOW	%Solids	: N/A
Extract Volume (MeOH)	: N/A	Injection Volume	: N/A

		ug/L			
CAS NO.	Parameter	Results	RL	MDL	Qualifier
75-09-2	Methylene chloride	ND	2.5	0.27	U
75-34-3	1,1-Dichloroethane	ND	0.75	0.21	U
67-66-3	Chloroform	ND	0.75	0.16	U
56-23-5	Carbon tetrachloride	ND	0.50	0.10	U
78-87-5	1,2-Dichloropropane	ND	1.0	0.11	U
124-48-1	Dibromochloromethane	ND	0.50	0.15	U
79-00-5	1,1,2-Trichloroethane	ND	0.75	0.09	U
127-18-4	Tetrachloroethene	ND	0.50	0.09	U
108-90-7	Chlorobenzene	ND	0.50	0.07	U
75-69-4	Trichlorofluoromethane	ND	2.5	0.10	U
107-06-2	1,2-Dichloroethane	ND	0.50	0.11	U
71-55-6	1,1,1-Trichloroethane	ND	0.50	0.10	U
75-27-4	Bromodichloromethane	ND	0.50	0.19	U
10061-02-6	trans-1,3-Dichloropropene	ND	0.50	0.15	U
10061-01-5	cis-1,3-Dichloropropene	ND	0.50	0.14	U
542-75-6	1,3-Dichloropropene, Total	ND	0.50	0.14	U
75-25-2	Bromoform	ND	2.0	0.25	U
79-34-5	1,1,2,2-Tetrachloroethane	ND	0.50	0.09	U
71-43-2	Benzene	ND	0.50	0.09	U
108-88-3	Toluene	0.43	0.75	0.16	J
100-41-4	Ethylbenzene	ND	0.50	0.10	U
74-87-3	Chloromethane	ND	2.5	0.09	U
74-83-9	Bromomethane	ND	1.0	0.26	U
75-01-4	Vinyl chloride	ND	1.0	0.09	U
75-00-3	Chloroethane	ND	1.0	0.13	U
75-35-4	1,1-Dichloroethene	ND	0.50	0.09	U
156-60-5	trans-1,2-Dichloroethene	ND	0.75	0.16	U

Form 1
Volatile Organics

Client	: Tetra Tech GEO	Lab Number	: L1419791
Project Name	: LOCKHEED N. PLAINFIELD	Project Number	: 117-0507600
Lab ID	: L1419791-01	Date Collected	: 08/27/14 18:10
Client ID	: MODTB-082714	Date Received	: 08/28/14
Sample Location	: N. PLAINFIELD, NJ	Date Analyzed	: 09/04/14 11:38
Sample Matrix	: WATER	Dilution Factor	: 1
Analytical Method	: 1,8260C	Analyst	: MM
Lab File ID	: 0904A25	Instrument ID	: JACK.I
Sample Amount	: 10 ml	GC Column	: RTX-502.2
Level	: LOW	%Solids	: N/A
Extract Volume (MeOH)	: N/A	Injection Volume	: N/A

		ug/L			
CAS NO.	Parameter	Results	RL	MDL	Qualifier
79-01-6	Trichloroethene	ND	0.50	0.11	U
95-50-1	1,2-Dichlorobenzene	ND	2.5	0.07	U
541-73-1	1,3-Dichlorobenzene	ND	2.5	0.07	U
106-46-7	1,4-Dichlorobenzene	ND	2.5	0.08	U
1634-04-4	Methyl tert butyl ether	ND	1.0	0.15	U
179601-23-1	p/m-Xylene	ND	1.0	0.18	U
95-47-6	o-Xylene	ND	1.0	0.17	U
1330-20-7	Xylene (Total)	ND	1.0	0.17	U
156-59-2	cis-1,2-Dichloroethene	ND	0.50	0.11	U
540-59-0	1,2-Dichloroethene (total)	ND	0.50	0.11	U
100-42-5	Styrene	ND	1.0	0.12	U
75-71-8	Dichlorodifluoromethane	ND	5.0	0.19	U
67-64-1	Acetone	8.2	5.0	1.5	
75-15-0	Carbon disulfide	ND	5.0	0.09	U
78-93-3	2-Butanone	ND	5.0	1.9	U
108-10-1	4-Methyl-2-pentanone	ND	5.0	0.26	U
591-78-6	2-Hexanone	ND	5.0	0.14	U
74-97-5	Bromochloromethane	ND	2.5	0.13	U
106-93-4	1,2-Dibromoethane	ND	2.0	0.10	U
96-12-8	1,2-Dibromo-3-chloropropane	ND	2.5	0.32	U
98-82-8	Isopropylbenzene	ND	0.50	0.11	U
87-61-6	1,2,3-Trichlorobenzene	ND	2.5	0.12	U
120-82-1	1,2,4-Trichlorobenzene	ND	2.5	0.12	U
79-20-9	Methyl Acetate	ND	2.0	0.23	U
110-82-7	Cyclohexane	ND	10	0.27	U
123-91-1	1,4-Dioxane	ND	250	41.	U
108-87-2	Methyl cyclohexane	ND	10	0.40	U

Form 1
Volatile Organics

Client	: Tetra Tech GEO	Lab Number	: L1419791
Project Name	: LOCKHEED N. PLAINFIELD	Project Number	: 117-0507600
Lab ID	: L1419791-01	Date Collected	: 08/27/14 18:10
Client ID	: MODTB-082714	Date Received	: 08/28/14
Sample Location	: N. PLAINFIELD, NJ	Date Analyzed	: 09/04/14 11:38
Sample Matrix	: WATER	Dilution Factor	: 1
Analytical Method	: 1,8260C	Analyst	: MM
Lab File ID	: 0904A25	Instrument ID	: JACK.I
Sample Amount	: 10 ml	GC Column	: RTX-502.2
Level	: LOW	%Solids	: N/A
Extract Volume (MeOH)	: N/A	Injection Volume	: N/A

		ug/L			
CAS NO.	**Parameter**	**Results**	**RL**	**MDL**	**Qualifier**
76-13-1	1,1,2-Trichloro-1,2,2-Trifluoroethane	ND	2.5	0.15	U

Tentatively Identified Compounds
Volatile Organics

Client	: Tetra Tech GEO	Lab Number	: L1419791
Project Name	: LOCKHEED N. PLAINFIELD	Project Number	: 117-0507600
Lab ID	: L1419791-01	Date Collected	: 08/27/14 18:10
Client ID	: MODTB-082714	Date Received	: 08/28/14
Sample Location	: N. PLAINFIELD, NJ	Date Analyzed	: 09/04/14 11:38
Sample Matrix	: WATER	Dilution Factor	: 1
Analytical Method	: 1,8260C	Analyst	: MM
Lab File ID	: 0904A25	Instrument ID	: JACK.I
Sample Amount	: 10 ml	GC Column	: RTX-502.2
Level	: LOW	%Solids	: N/A
Extract Volume (MeOH)	: N/A	Injection Volume	: N/A

Number TICS found: 0 **Concentration Units: ug/L**

CAS Number	Compound Name	RT	EST. CONC.	Qualifier
	NO TENTATIVELY IDENTIFIED COMPOUNDS			

Form 1
Volatile Organics

Client	: Tetra Tech GEO	Lab Number	: L1419791
Project Name	: LOCKHEED N. PLAINFIELD	Project Number	: 117-0507600
Lab ID	: L1419791-02	Date Collected	: 08/27/14 00:00
Client ID	: TB-082714	Date Received	: 08/28/14
Sample Location	: N. PLAINFIELD, NJ	Date Analyzed	: 09/04/14 11:05
Sample Matrix	: WATER	Dilution Factor	: 1
Analytical Method	: 1,8260C	Analyst	: MM
Lab File ID	: 0904A23	Instrument ID	: JACK.I
Sample Amount	: 10 ml	GC Column	: RTX-502.2
Level	: LOW	%Solids	: N/A
Extract Volume (MeOH)	: N/A	Injection Volume	: N/A

		ug/L			
CAS NO.	Parameter	Results	RL	MDL	Qualifier
75-09-2	Methylene chloride	ND	2.5	0.27	U
75-34-3	1,1-Dichloroethane	ND	0.75	0.21	U
67-66-3	Chloroform	ND	0.75	0.16	U
56-23-5	Carbon tetrachloride	ND	0.50	0.10	U
78-87-5	1,2-Dichloropropane	ND	1.0	0.11	U
124-48-1	Dibromochloromethane	ND	0.50	0.15	U
79-00-5	1,1,2-Trichloroethane	ND	0.75	0.09	U
127-18-4	Tetrachloroethene	ND	0.50	0.09	U
108-90-7	Chlorobenzene	ND	0.50	0.07	U
75-69-4	Trichlorofluoromethane	ND	2.5	0.10	U
107-06-2	1,2-Dichloroethane	ND	0.50	0.11	U
71-55-6	1,1,1-Trichloroethane	ND	0.50	0.10	U
75-27-4	Bromodichloromethane	ND	0.50	0.19	U
10061-02-6	trans-1,3-Dichloropropene	ND	0.50	0.15	U
10061-01-5	cis-1,3-Dichloropropene	ND	0.50	0.14	U
542-75-6	1,3-Dichloropropene, Total	ND	0.50	0.14	U
75-25-2	Bromoform	ND	2.0	0.25	U
79-34-5	1,1,2,2-Tetrachloroethane	ND	0.50	0.09	U
71-43-2	Benzene	ND	0.50	0.09	U
108-88-3	Toluene	ND	0.75	0.16	U
100-41-4	Ethylbenzene	ND	0.50	0.10	U
74-87-3	Chloromethane	ND	2.5	0.09	U
74-83-9	Bromomethane	ND	1.0	0.26	U
75-01-4	Vinyl chloride	ND	1.0	0.09	U
75-00-3	Chloroethane	ND	1.0	0.13	U
75-35-4	1,1-Dichloroethene	ND	0.50	0.09	U
156-60-5	trans-1,2-Dichloroethene	ND	0.75	0.16	U

Form 1
Volatile Organics

Client	: Tetra Tech GEO	Lab Number	: L1419791
Project Name	: LOCKHEED N. PLAINFIELD	Project Number	: 117-0507600
Lab ID	: L1419791-02	Date Collected	: 08/27/14 00:00
Client ID	: TB-082714	Date Received	: 08/28/14
Sample Location	: N. PLAINFIELD, NJ	Date Analyzed	: 09/04/14 11:05
Sample Matrix	: WATER	Dilution Factor	: 1
Analytical Method	: 1,8260C	Analyst	: MM
Lab File ID	: 0904A23	Instrument ID	: JACK.I
Sample Amount	: 10 ml	GC Column	: RTX-502.2
Level	: LOW	%Solids	: N/A
Extract Volume (MeOH)	: N/A	Injection Volume	: N/A

		ug/L			
CAS NO.	Parameter	Results	RL	MDL	Qualifier
79-01-6	Trichloroethene	ND	0.50	0.11	U
95-50-1	1,2-Dichlorobenzene	ND	2.5	0.07	U
541-73-1	1,3-Dichlorobenzene	ND	2.5	0.07	U
106-46-7	1,4-Dichlorobenzene	ND	2.5	0.08	U
1634-04-4	Methyl tert butyl ether	ND	1.0	0.15	U
179601-23-1	p/m-Xylene	ND	1.0	0.18	U
95-47-6	o-Xylene	ND	1.0	0.17	U
1330-20-7	Xylene (Total)	ND	1.0	0.17	U
156-59-2	cis-1,2-Dichloroethene	ND	0.50	0.11	U
540-59-0	1,2-Dichloroethene (total)	ND	0.50	0.11	U
100-42-5	Styrene	ND	1.0	0.12	U
75-71-8	Dichlorodifluoromethane	ND	5.0	0.19	U
67-64-1	Acetone	4.2	5.0	1.5	J
75-15-0	Carbon disulfide	ND	5.0	0.09	U
78-93-3	2-Butanone	ND	5.0	1.9	U
108-10-1	4-Methyl-2-pentanone	ND	5.0	0.26	U
591-78-6	2-Hexanone	ND	5.0	0.14	U
74-97-5	Bromochloromethane	ND	2.5	0.13	U
106-93-4	1,2-Dibromoethane	ND	2.0	0.10	U
96-12-8	1,2-Dibromo-3-chloropropane	ND	2.5	0.32	U
98-82-8	Isopropylbenzene	ND	0.50	0.11	U
87-61-6	1,2,3-Trichlorobenzene	ND	2.5	0.12	U
120-82-1	1,2,4-Trichlorobenzene	ND	2.5	0.12	U
79-20-9	Methyl Acetate	ND	2.0	0.23	U
110-82-7	Cyclohexane	ND	10	0.27	U
123-91-1	1,4-Dioxane	ND	250	41.	U
108-87-2	Methyl cyclohexane	ND	10	0.40	U

Form 1
Volatile Organics

Client	: Tetra Tech GEO	Lab Number	: L1419791
Project Name	: LOCKHEED N. PLAINFIELD	Project Number	: 117-0507600
Lab ID	: L1419791-02	Date Collected	: 08/27/14 00:00
Client ID	: TB-082714	Date Received	: 08/28/14
Sample Location	: N. PLAINFIELD, NJ	Date Analyzed	: 09/04/14 11:05
Sample Matrix	: WATER	Dilution Factor	: 1
Analytical Method	: 1,8260C	Analyst	: MM
Lab File ID	: 0904A23	Instrument ID	: JACK.I
Sample Amount	: 10 ml	GC Column	: RTX-502.2
Level	: LOW	%Solids	: N/A
Extract Volume (MeOH)	: N/A	Injection Volume	: N/A

		ug/L			
CAS NO.	**Parameter**	**Results**	**RL**	**MDL**	**Qualifier**
76-13-1	1,1,2-Trichloro-1,2,2-Trifluoroethane	ND	2.5	0.15	U

Tentatively Identified Compounds
Volatile Organics

Client	: Tetra Tech GEO	Lab Number	: L1419791
Project Name	: LOCKHEED N. PLAINFIELD	Project Number	: 117-0507600
Lab ID	: L1419791-02	Date Collected	: 08/27/14 00:00
Client ID	: TB-082714	Date Received	: 08/28/14
Sample Location	: N. PLAINFIELD, NJ	Date Analyzed	: 09/04/14 11:05
Sample Matrix	: WATER	Dilution Factor	: 1
Analytical Method	: 1,8260C	Analyst	: MM
Lab File ID	: 0904A23	Instrument ID	: JACK.I
Sample Amount	: 10 ml	GC Column	: RTX-502.2
Level	: LOW	%Solids	: N/A
Extract Volume (MeOH)	: N/A	Injection Volume	: N/A

Number TICS found: 2 **Concentration Units: ug/L**

CAS Number	Compound Name	RT	EST. CONC.	Qualifier
	Unknown Alcohol	3.54	1.1	J
	Total TIC Compounds		1.1J	J

Form 1
Volatile Organics

Client	: Tetra Tech GEO	Lab Number	: L1419791
Project Name	: LOCKHEED N. PLAINFIELD	Project Number	: 117-0507600
Lab ID	: WG719194-3	Date Collected	: NA
Client ID	: WG719194-3BLANK	Date Received	: NA
Sample Location	:	Date Analyzed	: 09/04/14 06:45
Sample Matrix	: WATER	Dilution Factor	: 1
Analytical Method	: 1,8260C	Analyst	: MM
Lab File ID	: 0904A07	Instrument ID	: JACK.I
Sample Amount	: 10 ml	GC Column	: RTX-502.2
Level	: LOW	%Solids	: N/A
Extract Volume (MeOH)	: N/A	Injection Volume	: N/A

		ug/L			
CAS NO.	Parameter	Results	RL	MDL	Qualifier
75-09-2	Methylene chloride	ND	2.5	0.27	U
75-34-3	1,1-Dichloroethane	ND	0.75	0.21	U
67-66-3	Chloroform	ND	0.75	0.16	U
56-23-5	Carbon tetrachloride	ND	0.50	0.10	U
78-87-5	1,2-Dichloropropane	ND	1.0	0.11	U
124-48-1	Dibromochloromethane	ND	0.50	0.15	U
79-00-5	1,1,2-Trichloroethane	ND	0.75	0.09	U
110-75-8	2-Chloroethylvinyl ether	ND	10	0.40	U
127-18-4	Tetrachloroethene	ND	0.50	0.09	U
108-90-7	Chlorobenzene	ND	0.50	0.07	U
75-69-4	Trichlorofluoromethane	ND	2.5	0.10	U
107-06-2	1,2-Dichloroethane	ND	0.50	0.11	U
71-55-6	1,1,1-Trichloroethane	ND	0.50	0.10	U
75-27-4	Bromodichloromethane	ND	0.50	0.19	U
10061-02-6	trans-1,3-Dichloropropene	ND	0.50	0.15	U
10061-01-5	cis-1,3-Dichloropropene	ND	0.50	0.14	U
542-75-6	1,3-Dichloropropene, Total	ND	0.50	0.14	U
563-58-6	1,1-Dichloropropene	ND	2.5	0.17	U
75-25-2	Bromoform	ND	2.0	0.25	U
79-34-5	1,1,2,2-Tetrachloroethane	ND	0.50	0.09	U
71-43-2	Benzene	ND	0.50	0.09	U
108-88-3	Toluene	ND	0.75	0.16	U
100-41-4	Ethylbenzene	ND	0.50	0.10	U
74-87-3	Chloromethane	ND	2.5	0.09	U
74-83-9	Bromomethane	ND	1.0	0.26	U
75-01-4	Vinyl chloride	ND	1.0	0.09	U
75-00-3	Chloroethane	ND	1.0	0.13	U

Form 1
Volatile Organics

Client	: Tetra Tech GEO	Lab Number	: L1419791
Project Name	: LOCKHEED N. PLAINFIELD	Project Number	: 117-0507600
Lab ID	: WG719194-3	Date Collected	: NA
Client ID	: WG719194-3BLANK	Date Received	: NA
Sample Location	:	Date Analyzed	: 09/04/14 06:45
Sample Matrix	: WATER	Dilution Factor	: 1
Analytical Method	: 1,8260C	Analyst	: MM
Lab File ID	: 0904A07	Instrument ID	: JACK.I
Sample Amount	: 10 ml	GC Column	: RTX-502.2
Level	: LOW	%Solids	: N/A
Extract Volume (MeOH)	: N/A	Injection Volume	: N/A

		ug/L			
CAS NO.	Parameter	Results	RL	MDL	Qualifier
75-35-4	1,1-Dichloroethene	ND	0.50	0.09	U
156-60-5	trans-1,2-Dichloroethene	ND	0.75	0.16	U
79-01-6	Trichloroethene	ND	0.50	0.11	U
95-50-1	1,2-Dichlorobenzene	ND	2.5	0.07	U
541-73-1	1,3-Dichlorobenzene	ND	2.5	0.07	U
106-46-7	1,4-Dichlorobenzene	ND	2.5	0.08	U
1634-04-4	Methyl tert butyl ether	ND	1.0	0.15	U
179601-23-1	p/m-Xylene	ND	1.0	0.18	U
95-47-6	o-Xylene	ND	1.0	0.17	U
1330-20-7	Xylene (Total)	ND	1.0	0.17	U
156-59-2	cis-1,2-Dichloroethene	ND	0.50	0.11	U
540-59-0	1,2-Dichloroethene (total)	ND	0.50	0.11	U
74-95-3	Dibromomethane	ND	5.0	0.36	U
110-56-5	1,4-Dichlorobutane	ND	5.0	0.46	U
74-88-4	Iodomethane	ND	5.0	0.25	U
96-18-4	1,2,3-Trichloropropane	ND	5.0	0.18	U
100-42-5	Styrene	ND	1.0	0.12	U
75-71-8	Dichlorodifluoromethane	ND	5.0	0.19	U
67-64-1	Acetone	ND	5.0	1.5	U
75-15-0	Carbon disulfide	ND	5.0	0.09	U
78-93-3	2-Butanone	ND	5.0	1.9	U
108-05-4	Vinyl acetate	ND	5.0	0.31	U
108-10-1	4-Methyl-2-pentanone	ND	5.0	0.26	U
591-78-6	2-Hexanone	ND	5.0	0.14	U
97-63-2	Ethyl methacrylate	ND	5.0	0.61	U
107-02-8	Acrolein	ND	5.0	0.63	U
107-13-1	Acrylonitrile	ND	5.0	0.43	U

Form 1
Volatile Organics

Client	: Tetra Tech GEO	Lab Number	: L1419791
Project Name	: LOCKHEED N. PLAINFIELD	Project Number	: 117-0507600
Lab ID	: WG719194-3	Date Collected	: NA
Client ID	: WG719194-3BLANK	Date Received	: NA
Sample Location	:	Date Analyzed	: 09/04/14 06:45
Sample Matrix	: WATER	Dilution Factor	: 1
Analytical Method	: 1,8260C	Analyst	: MM
Lab File ID	: 0904A07	Instrument ID	: JACK.I
Sample Amount	: 10 ml	GC Column	: RTX-502.2
Level	: LOW	%Solids	: N/A
Extract Volume (MeOH)	: N/A	Injection Volume	: N/A

		ug/L			
CAS NO.	Parameter	Results	RL	MDL	Qualifier
74-97-5	Bromochloromethane	ND	2.5	0.13	U
109-99-9	Tetrahydrofuran	ND	5.0	0.52	U
594-20-7	2,2-Dichloropropane	ND	2.5	0.20	U
106-93-4	1,2-Dibromoethane	ND	2.0	0.10	U
142-28-9	1,3-Dichloropropane	ND	2.5	0.21	U
630-20-6	1,1,1,2-Tetrachloroethane	ND	0.50	0.16	U
108-86-1	Bromobenzene	ND	2.5	0.15	U
104-51-8	n-Butylbenzene	ND	0.50	0.19	U
135-98-8	sec-Butylbenzene	ND	0.50	0.18	U
98-06-6	tert-Butylbenzene	ND	2.5	0.18	U
95-49-8	o-Chlorotoluene	ND	2.5	0.17	U
106-43-4	p-Chlorotoluene	ND	2.5	0.18	U
96-12-8	1,2-Dibromo-3-chloropropane	ND	2.5	0.32	U
87-68-3	Hexachlorobutadiene	ND	0.50	0.22	U
98-82-8	Isopropylbenzene	ND	0.50	0.11	U
99-87-6	p-Isopropyltoluene	ND	0.50	0.19	U
91-20-3	Naphthalene	ND	2.5	0.22	U
103-65-1	n-Propylbenzene	ND	0.50	0.17	U
87-61-6	1,2,3-Trichlorobenzene	ND	2.5	0.12	U
120-82-1	1,2,4-Trichlorobenzene	ND	2.5	0.12	U
108-67-8	1,3,5-Trimethylbenzene	ND	2.5	0.17	U
95-63-6	1,2,4-Trimethylbenzene	ND	2.5	0.19	U
110-57-6	trans-1,4-Dichloro-2-butene	ND	2.5	0.17	U
60-29-7	Ethyl ether	ND	2.5	0.15	U
79-20-9	Methyl Acetate	ND	2.0	0.23	U
141-78-6	Ethyl Acetate	ND	10	0.72	U
108-20-3	Isopropyl Ether	ND	2.0	0.42	U

Form 1
Volatile Organics

Client	: Tetra Tech GEO	Lab Number	: L1419791
Project Name	: LOCKHEED N. PLAINFIELD	Project Number	: 117-0507600
Lab ID	: WG719194-3	Date Collected	: NA
Client ID	: WG719194-3BLANK	Date Received	: NA
Sample Location	:	Date Analyzed	: 09/04/14 06:45
Sample Matrix	: WATER	Dilution Factor	: 1
Analytical Method	: 1,8260C	Analyst	: MM
Lab File ID	: 0904A07	Instrument ID	: JACK.I
Sample Amount	: 10 ml	GC Column	: RTX-502.2
Level	: LOW	%Solids	: N/A
Extract Volume (MeOH)	: N/A	Injection Volume	: N/A

		ug/L			
CAS NO.	**Parameter**	**Results**	**RL**	**MDL**	**Qualifier**
110-82-7	Cyclohexane	ND	10	0.27	U
75-65-0	tert-Butyl Alcohol	ND	10	0.90	U
637-92-3	Ethyl-Tert-Butyl-Ether	ND	2.0	0.15	U
994-05-8	Tertiary-Amyl Methyl Ether	ND	2.0	0.28	U
123-91-1	1,4-Dioxane	ND	250	41.	U
95-93-2	1,2,4,5-Tetramethylbenzene	ND	2.0	0.54	U
105-05-5	1,4-Diethylbenzene	ND	2.0	0.39	U
108-87-2	Methyl cyclohexane	ND	10	0.40	U
76-13-1	1,1,2-Trichloro-1,2,2-Trifluoroethane	ND	2.5	0.15	U
622-96-8	4-Ethyltoluene	ND	2.0	0.34	U

Tentatively Identified Compounds
Volatile Organics

Client	: Tetra Tech GEO	Lab Number	: L1419791
Project Name	: LOCKHEED N. PLAINFIELD	Project Number	: 117-0507600
Lab ID	: WG719194-3	Date Collected	: NA
Client ID	: WG719194-3BLANK	Date Received	: NA
Sample Location	:	Date Analyzed	: 09/04/14 06:45
Sample Matrix	: WATER	Dilution Factor	: 1
Analytical Method	: 1,8260C	Analyst	: MM
Lab File ID	: 0904A07	Instrument ID	: JACK.I
Sample Amount	: 10 ml	GC Column	: RTX-502.2
Level	: LOW	%Solids	: N/A
Extract Volume (MeOH)	: N/A	Injection Volume	: N/A

Number TICS found: 0 **Concentration Units: ug/L**

CAS Number	Compound Name	RT	EST. CONC.	Qualifier
	NO TENTATIVELY IDENTIFIED COMPOUNDS			

Tuning Results Summary

5A
VOLATILE ORGANICS INSTRUMENT PERFORMANCE CHECK
BROMOFLUOROBENZENE (BFB)

Lab Name: Alpha Analytical Labs

SDG No.: L1419791

Lab File ID: BFB0803B_tune BFB Injection Date: 08/03/14

Instrument ID: Jack.i BFB Injection Time: 09:37

m/e	ION ABUNDANCE CRITERIA	% Relative Abundance
95	Base Peak, 100% relative abundance	100
50	15.0 - 40.0% of mass 95	20.3
75	30.0 - 60.0% of mass 95	46
96	5.0 - 9.0% of mass 95	7
173	Less than 2.0% of mass 174	0.8 (0.92)1
174	Greater than 50.0 of mass 95	87.8
175	5.0 - 9.0% of mass 174	5.9 (6.73)1
176	95.0 - 101% of mass 174	87.2 (99.3)1
177	5.0 - 9.0% of mass 176	5.3 (6.12)2

1-Value is % of mass 174 2-Value is % of mass 176

THIS CHECK APPLIES TO THE FOLLOWING SAMPLES, MS, MSD, BLANKS, AND STANDARDS:

	CLIENT SAMPLE NO.	LAB SAMPLE ID	LAB FILE ID	DATE ANALYZED	TIME ANALYZED
01	8260 L11	8260 L11	0801A03	08/03/14	10:19
02	8260 L1	8260 L1	0801A05	08/03/14	10:51
03	8260 L2	8260 L2	0801A07	08/03/14	11:23
04	8260 L3	8260 L3	0801A09	08/03/14	11:56
05	8260 L4	8260 L4	0801A11	08/03/14	12:28
06	8260 L5	8260 L5	0801A13	08/03/14	13:01
07	8260 L6	8260 L6	0801A15	08/03/14	13:33
08	8260 L7	8260 L7	0801A17	08/03/14	14:06
09	8260 L8	8260 L8	0801A19	08/03/14	14:38
10	8260 L9	8260 L9	0801A21	08/03/14	15:10
11	8260 L10	8260 L10	0801A23	08/03/14	15:43
12	ICV Quant Report	ICV Quant Repo	0801A31	08/03/14	17:53

FORM V NJ-8260

5A
VOLATILE ORGANICS INSTRUMENT PERFORMANCE CHECK
BROMOFLUOROBENZENE (BFB)

Lab Name: Alpha Analytical Labs

SDG No.: L1419791

Lab File ID: BFB0904A_tune BFB Injection Date: 09/04/14

Instrument ID: Jack.i BFB Injection Time: 04:52

m/e	ION ABUNDANCE CRITERIA	% Relative Abundance
95	Base Peak, 100% relative abundance	100
50	15.0 - 40.0% of mass 95	19.8
75	30.0 - 60.0% of mass 95	45.5
96	5.0 - 9.0% of mass 95	6.3
173	Less than 2.0% of mass 174	0.5 (0.56)1
174	Greater than 50.0 of mass 95	89.4
175	5.0 - 9.0% of mass 174	6.8 (7.62)1
176	95.0 - 101% of mass 174	87.7 (98.0)1
177	5.0 - 9.0% of mass 176	5.6 (6.43)2

1-Value is % of mass 174 2-Value is % of mass 176

THIS CHECK APPLIES TO THE FOLLOWING SAMPLES, MS, MSD, BLANKS, AND STANDARDS:

	CLIENT SAMPLE NO.	LAB SAMPLE ID	LAB FILE ID	DATE ANALYZED	TIME ANALYZED
01	8260 CCAL	8260 CCAL	0904A01	09/04/14	05:07
02	WG719194-1LCS	WG719194-1	0904A01	09/04/14	05:07
03	WG719194-2LCSD	WG719194-2	0904A03	09/04/14	05:40
04	WG719194-3BLANK	WG719194-3	0904A07	09/04/14	06:45
05	TB-082714	L1419791-02	0904A23	09/04/14	11:05
06	MODTB-082714	L1419791-01	0904A25	09/04/14	11:38

FORM V NJ-8260

Blank Results Summary

4A

VOLATILE ORGANICS METHOD BLANK SUMMARY

SAMPLE NO.

WG719194-3BLANK

Lab Name: Alpha Analytical Labs

SDG No.: L1419791

Lab File ID: 0904A07 Lab Sample ID: WG719194-3

Date Analyzed: 09/04/14 Time Analyzed: 06:45

Instrument ID: JACK.I

THIS METHOD BLANK APPLIES TO THE FOLLOWING SAMPLES:

	CLIENT SAMPLE NO.	LAB SAMPLE ID	LAB FILE ID	DATE ANALYZED
01	WG719194-1LCS	WG719194-1	0904A01	09/04/14 05:07
02	WG719194-2LCSD	WG719194-2	0904A03	09/04/14 05:40
03	TB-082714	L1419791-02	0904A23	09/04/14 11:05
04	MODTB-082714	L1419791-01	0904A25	09/04/14 11:38

COMMENTS: _____

_____

FORM IV NJ-8260 LOW

Standards Data Summary

VOLATILE ORGANICS ORGANICS INITIAL CALIBRATION DATA

Lab Name: Alpha Analytical Labs

SDG No.: L1419791

Instrument ID: JACK.I Calibration Date(s): 03-AUG-2014 03-AUG-2014

Calibration Times: 10:19 15:43

Calibration File Names:

Level 1: \\orgserv2\ff\chem\GCMSVOA\Jack.i\140803con1.b\0801A05.D
Level 2: \\orgserv2\ff\chem\GCMSVOA\Jack.i\140803con1.b\0801A07.D
Level 3: \\orgserv2\ff\chem\GCMSVOA\Jack.i\140803con1.b\0801A09.D
Level 4: \\orgserv2\ff\chem\GCMSVOA\Jack.i\140803con1.b\0801A11.D
Level 5: \\orgserv2\ff\chem\GCMSVOA\Jack.i\140803con1.b\0801A13.D
Level 6: \\orgserv2\ff\chem\GCMSVOA\Jack.i\140803con1.b\0801A15.D
Level 7: \\orgserv2\ff\chem\GCMSVOA\Jack.i\140803con1.b\0801A17.D
Level 8: \\orgserv2\ff\chem\GCMSVOA\Jack.i\140803con1.b\0801A19.D
Level 9: \\orgserv2\ff\chem\GCMSVOA\Jack.i\140803con1.b\0801A21.D
Level 10: \\orgserv2\ff\chem\GCMSVOA\Jack.i\140803con1.b\0801A23.D
Level 11: \\orgserv2\ff\chem\GCMSVOA\Jack.i\140803con1.b\0801A03.D

Compound	5.000 Level 1	20.000 Level 2	100.000 Level 3	300.000 Level 4	500.000 Level 5	800.000 Level 6	___ RRF	% RSD
	1000.000 Level 7	1200.000 Level 8	1600.000 Level 9	2000.000 Level 10	2.000 Level 11			
1 dichlorodifluoromethane	0.62494	0.66162	0.65633	0.68148	0.67868	0.69032		
	0.68861	0.68700	0.67816	0.64232	+++++		0.66895	3.292
2 chloromethane	1.08677	1.06729	1.05899	1.02701	0.99668	0.99068		
	0.97583	1.00362	0.97531	0.93123	+++++		1.01134	4.778
3 vinyl chloride	0.76760	0.79118	0.82065	0.82189	0.81446	0.83470		
	0.83475	0.83894	0.83343	0.79936	+++++		0.81570	2.838
4 bromomethane	+++++	0.35658	0.33216	0.33718	0.33184	0.34053		
	0.35189	0.37190	0.36220	0.35657	+++++		0.34898	4.066
5 chloroethane	0.46800	0.47416	0.45917	0.44111	0.42670	0.39865		
	0.38184	0.35346	0.31680	0.28063	+++++		0.40005	16.601
6 trichlorofluoromethane	0.77647	0.84279	0.80906	0.82464	0.82412	0.82530		
	0.84123	0.83825	0.81707	0.76311	+++++		0.81620	3.289
7 ethyl ether	0.26133	0.27509	0.24706	0.25298	0.24558	0.24627		
	0.24643	0.24939	0.24941	0.24285	+++++		0.25164	3.854

FORM VI-NJ-8260

VOLATILE ORGANICS ORGANICS INITIAL CALIBRATION DATA

Lab Name: Alpha Analytical Labs

SDG No.: L1419791

Instrument ID: JACK.I Calibration Date(s): 03-AUG-2014 03-AUG-2014

Calibration Times: 10:19 15:43

Compound	5.000 Level 1	20.000 Level 2	100.000 Level 3	300.000 Level 4	500.000 Level 5	800.000 Level 6	RRF	% RSD	
	1000.000 Level 7	1200.000 Level 8	1600.000 Level 9	2000.000 Level 10	2.000 Level 11				
8 1,1,-dichloroethene	0.53673	0.55407	0.52904	0.51306	0.50560	0.50981			
	0.51616	0.52891	0.52183	0.50259	+++++		0.52178	3.031	
9 carbon disulfide	1.69763	1.70908	1.65191	1.63167	1.61756	1.63134			
	1.64473	1.66237	1.64611	1.59884	+++++		1.64912	2.052	
10 freon-113	0.57423	0.61116	0.59390	0.59099	0.59057	0.59691			
	0.60178	0.60278	0.60199	0.57711	+++++		0.59414	1.944	
11 iodomethane	+++++	0.64393	0.75360	0.84522	0.87167	0.89180			
	0.90506	0.93600	0.91556	0.88895	+++++		0.85020	11.021	
12 acrolein	+++++	0.08028	0.06852	0.06904	0.07127	0.07219			
	0.07169	0.07331	0.07390	0.07431	+++++		0.07272	4.763	
13 methylene chloride	+++++	0.62184	0.58533	0.59390	0.58178	0.58337			
	0.57759	0.59646	0.58316	0.56584	+++++		0.58770	2.650	
14 acetone	+++++	0.11517	0.10051	0.09070	0.09180	0.08851			
	0.09187	0.08963	0.09319	0.09049	+++++		0.09465	8.912	<-
15 trans-1,2-dichloroethene	0.59419	0.62398	0.60311	0.58544	0.56832	0.57864			
	0.58030	0.59364	0.58842	0.56844	+++++		0.58845	2.841	
16 Methyl Acetate	+++++	0.30886	0.28268	0.27957	0.27567	0.27217			
	0.27784	0.27807	0.28431	0.27783	+++++		0.28189	3.804	
17 methyl tert butyl ether	1.18423	1.18435	1.18956	1.20872	1.19044	1.18577			
	1.18659	1.21757	1.21529	1.19031	+++++		1.19528	1.104	
19 Tert-Butyl Alcohol	+++++	0.02920	0.03174	0.03307	0.03179	0.03275			
	0.03331	0.03460	0.03520	0.03454	+++++		0.03291	5.620	<-

FORM VI-NJ-8260

VOLATILE ORGANICS ORGANICS INITIAL CALIBRATION DATA

Lab Name: Alpha Analytical Labs

SDG No.: L1419791

Instrument ID: JACK.I Calibration Date(s): 03-AUG-2014 03-AUG-2014

Calibration Times: 10:19 15:43

Compound	5.000 Level 1	20.000 Level 2	100.000 Level 3	300.000 Level 4	500.000 Level 5	800.000 Level 6	RRF	% RSD	
	1000.000 Level 7	1200.000 Level 8	1600.000 Level 9	2000.000 Level 10	2.000 Level 11				
18 Hexane	+++++	+++++	+++++	+++++	+++++	+++++			
	+++++	+++++	+++++	+++++	+++++		+++++	+++++	<-
20 Diisopropyl Ether	2.38137	2.46023	2.50515	2.51506	2.45739	2.42982			
	2.39258	2.45517	2.39003	2.30531	+++++		2.42921	2.607	
21 1,1-dichloroethane	1.22953	1.26035	1.22510	1.22862	1.20311	1.19092			
	1.18950	1.21575	1.19023	1.15365	+++++		1.20868	2.452	
22 Acetonitrile	+++++	+++++	+++++	+++++	+++++	+++++			
	+++++	+++++	+++++	+++++	+++++		+++++	+++++	<-
24 acrylonitrile	+++++	0.17294	0.14973	0.14948	0.14800	0.14541			
	0.14614	0.14882	0.14817	0.14541	+++++		0.15046	5.709	
23 Halothane	0.48391	0.47611	0.45824	0.45796	0.46096	0.46381			
	0.46757	0.47639	0.47214	0.45888	+++++		0.46759	1.954	
25 Ethyl-Tert-Butyl-Ether	1.98220	2.01536	2.05660	2.05428	2.01320	1.99114			
	1.97406	2.01872	1.98084	1.92671	+++++		2.00131	1.950	
26 vinyl acetate	1.53704	1.27772	1.25866	1.26650	1.19190	1.19430			
	1.17928	1.20423	1.17921	1.15077	+++++		1.24396	8.951	
27 cis-1,2-dichloroethene	0.67738	0.66503	0.65001	0.63932	0.62255	0.61669			
	0.61622	0.63549	0.62919	0.60808	+++++		0.63600	3.529	
28 2,2-dichloropropane	0.92415	0.94272	0.93288	0.95160	0.93149	0.90676			
	0.91897	0.93142	0.90865	0.88200	+++++		0.92306	2.171	
29 Cyclohexane	1.45404	1.55593	1.47776	1.50667	1.48612	1.48717			
	1.49718	1.49456	1.44771	1.38752	+++++		1.47947	2.967	

FORM VI-NJ-8260

VOLATILE ORGANICS ORGANICS INITIAL CALIBRATION DATA

Lab Name: Alpha Analytical Labs

SDG No.: L1419791

Instrument ID: JACK.I Calibration Date(s): 03-AUG-2014 03-AUG-2014

Calibration Times: 10:19 15:43

Compound	5.000 Level 1	20.000 Level 2	100.000 Level 3	300.000 Level 4	500.000 Level 5	800.000 Level 6	RRF	% RSD
	1000.000 Level 7	1200.000 Level 8	1600.000 Level 9	2000.000 Level 10	2.000 Level 11			
30 bromochloromethane	0.25237	0.30100	0.31201	0.31628	0.30955	0.30761		
	0.30404	0.31183	0.30306	0.29069	+++++		0.30084	6.143
31 chloroform	1.03076	1.08483	1.05783	1.05986	1.05459	1.03391		
	1.02855	1.05902	1.04544	1.01865	+++++		1.04735	1.882
32 carbontetrachloride	0.79961	0.84585	0.85361	0.86455	0.85162	0.87293		
	0.87203	0.87732	0.86193	0.83761	+++++		0.85371	2.677
34 tetrahydrofuran	0.13168	0.12374	0.13905	0.13690	0.13575	0.13214		
	0.13624	0.13275	0.13709	0.13478	+++++		0.13401	3.223
33 Ethyl Acetate	0.49702	0.42771	0.42780	0.43850	0.41340	0.40693		
	0.40334	0.41515	0.40997	0.40154	+++++		0.42414	6.659
36 1,1,1-trichloroethane	0.94382	0.96754	0.95752	0.96377	0.93545	0.93402		
	0.94036	0.94780	0.93227	0.91117	+++++		0.94337	1.781
37 1,1-dichloropropene	0.85330	0.91958	0.91761	0.92063	0.90665	0.91167		
	0.91675	0.92563	0.90711	0.87291	+++++		0.90518	2.586
38 2-butanone	+++++	0.22630	0.18852	0.18668	0.16675	0.17049		
	0.16760	0.17414	0.17460	0.16265	+++++		0.17975	10.853
39 benzene	2.57137	2.66830	2.64896	2.66197	2.60870	2.61134		
	2.58402	2.65572	2.59602	2.51402	+++++		2.61204	1.860
41 Tertiary-Amyl Methyl Ether	1.47091	1.51468	1.49515	1.48982	1.44598	1.45063		
	1.43186	1.46601	1.45127	1.41827	+++++		1.46346	2.043
42 1,2-dichloroethane	0.69810	0.78424	0.76876	0.75617	0.74476	0.73248		
	0.72347	0.74799	0.73150	0.71264	+++++		0.74001	3.500

FORM VI-NJ-8260

6A

VOLATILE ORGANICS ORGANICS INITIAL CALIBRATION DATA

Lab Name: Alpha Analytical Labs

SDG No.: L1419791

Instrument ID: JACK.I Calibration Date(s): 03-AUG-2014 03-AUG-2014

Calibration Times: 10:19 15:43

Compound	5.000 Level 1	20.000 Level 2	100.000 Level 3	300.000 Level 4	500.000 Level 5	800.000 Level 6	RRF	% RSD	
	1000.000 Level 7	1200.000 Level 8	1600.000 Level 9	2000.000 Level 10	2.000 Level 11				
44 Heptane	+++++	+++++	+++++	+++++	+++++	+++++			
	+++++	+++++	+++++	+++++	+++++		+++++	+++++	<-
45 methyl cyclohexane	1.21951	1.27972	1.25724	1.26028	1.23990	1.24076			
	1.25295	1.24298	1.21803	1.17675	+++++		1.23881	2.307	
46 trichloroethene	0.69945	0.65535	0.65640	0.64946	0.63451	0.62895			
	0.63087	0.64293	0.63023	0.60787	+++++		0.64360	3.795	
47 dibromomethane	0.28167	0.30838	0.30106	0.30562	0.30099	0.29913			
	0.29791	0.30519	0.30448	0.29711	+++++		0.30015	2.483	
48 1,2-dichloropropane	0.68981	0.73847	0.89685	0.91870	0.86515	0.86496			
	0.87649	0.88821	0.88972	0.86846	+++++		0.84968	8.732	
49 bromodichloromethane	0.47967	0.59021	0.60650	0.60959	0.58223	0.58335			
	0.60126	0.61814	0.62030	0.60589	+++++		0.58971	6.928	
175 methyl-methylacrylate	+++++	+++++	+++++	+++++	+++++	+++++			
	+++++	+++++	+++++	+++++	+++++		+++++	+++++	<-
50 1,4-Dioxane	0.00297	0.00308	0.00336	0.00363	0.00366	0.00354			
	0.00351	0.00356	0.00359	0.00366	+++++		0.00345	7.055	<-
51 2-Chloroethylvinyl ether	0.36833	0.35279	0.35624	0.35893	0.35436	0.35389			
	0.34923	0.36072	0.35638	0.34425	+++++		0.35551	1.833	
52 cis-1,3-dichloropropene	0.99857	0.99548	1.02582	1.04947	1.01574	1.01128			
	1.01043	1.03434	1.01617	0.98463	+++++		1.01419	1.883	
54 toluene	2.07287	2.01331	2.05367	2.13450	2.08844	2.07607			
	2.04419	2.09800	2.10570	2.02047	+++++		2.07072	1.849	

FORM VI-NJ-8260

VOLATILE ORGANICS ORGANICS INITIAL CALIBRATION DATA

Lab Name: Alpha Analytical Labs

SDG No.: L1419791

Instrument ID: JACK.I Calibration Date(s): 03-AUG-2014 03-AUG-2014

Calibration Times: 10:19 15:43

Compound	5.000 Level 1	20.000 Level 2	100.000 Level 3	300.000 Level 4	500.000 Level 5	800.000 Level 6	RRF	% RSD	
	1000.000 Level 7	1200.000 Level 8	1600.000 Level 9	2000.000 Level 10	2.000 Level 11				
55 tetrachloroethene	0.87198	0.97795	0.98042	1.00687	1.01666	1.01422			
	0.99799	1.01622	1.02480	0.98805	+++++		0.98952	4.483	
56 4-methyl-2-pentanone	0.18730	0.16829	0.16089	0.15981	0.15251	0.15361			
	0.15398	0.15378	0.15366	0.15155	+++++		0.15954	6.917	
57 trans-1,3-dichloropropene	0.89171	0.95995	0.95660	0.97618	0.97146	0.95207			
	0.93223	0.95804	0.97222	0.93863	+++++		0.95091	2.643	
58 1,1,2-trichloroethane	0.46462	0.44017	0.43223	0.45394	0.44841	0.43682			
	0.43346	0.44511	0.44850	0.43938	+++++		0.44426	2.253	
59 ethyl-methacrylate	0.69952	0.71668	0.71604	0.72908	0.71324	0.70363			
	0.68438	0.70004	0.71514	0.69876	+++++		0.70765	1.799	
60 chlorodibromomethane	0.62513	0.63460	0.66276	0.69155	0.69046	0.69018			
	0.67435	0.69792	0.70615	0.69098	+++++		0.67641	4.047	
61 1,3-dichloropropane	0.91402	0.89261	0.92866	0.96237	0.94649	0.93902			
	0.91156	0.94283	0.96071	0.93024	+++++		0.93285	2.376	
62 1,2-dibromoethane	0.54758	0.51968	0.54008	0.55866	0.54823	0.54652			
	0.53306	0.55072	0.56152	0.54688	+++++		0.54529	2.223	
63 2-hexanone	+++++	0.35552	0.32648	0.33083	0.31770	0.31271			
	0.30443	0.30785	0.31722	0.30659	+++++		0.31993	5.012	
68 Butyl Acetate	+++++	+++++	+++++	+++++	+++++	+++++			
	+++++	+++++	+++++	+++++	+++++		+++++	+++++	<-
65 chlorobenzene	2.16259	2.28368	2.30893	2.38753	2.34735	2.33665			
	2.27259	2.33270	2.34759	2.27177	+++++		2.30514	2.709	

FORM VI-NJ-8260

VOLATILE ORGANICS ORGANICS INITIAL CALIBRATION DATA

Lab Name: Alpha Analytical Labs

SDG No.: L1419791

Instrument ID: JACK.I Calibration Date(s): 03-AUG-2014 03-AUG-2014

Calibration Times: 10:19 15:43

Compound	5.000 Level 1	20.000 Level 2	100.000 Level 3	300.000 Level 4	500.000 Level 5	800.000 Level 6	RRF	% RSD
	1000.000 Level 7	1200.000 Level 8	1600.000 Level 9	2000.000 Level 10	2.000 Level 11			
66 ethyl benzene	3.75259	4.04222	4.03369	4.12132	4.05023	4.00299		
	3.89228	3.96714	3.98278	3.81902	+++++		3.96643	2.860
67 1,1,1,2-tetrachloroethane	0.67337	0.77414	0.78841	0.83728	0.82033	0.81892		
	0.79439	0.82105	0.83503	0.80808	+++++		0.79710	6.014
69 p/m xylene	1.51103	1.59630	1.60410	1.64374	1.64315	1.62250		
	1.57573	1.60660	1.58856	1.51385	+++++		1.59056	2.928
70 o xylene	1.50015	1.50502	1.56600	1.58754	1.56265	1.54126		
	1.50451	1.54525	1.53408	1.46959	+++++		1.53161	2.368
71 bromoform	0.75582	0.64325	0.71119	0.73622	0.72807	0.73374		
	0.74114	0.73305	0.74421	0.74109	+++++		0.72678	4.341
72 styrene	2.20616	2.48564	2.49023	2.55410	2.51648	2.49606		
	2.39209	2.45877	2.43419	2.30706	+++++		2.43408	4.359
73 isopropylbenzene	8.66924	9.07127	8.91025	8.92004	8.31554	8.15124		
	7.81985	7.33294	6.32945	5.84212	+++++		7.93619	14.105
75 bromobenzene	1.82864	1.86383	1.84736	1.88548	1.86045	1.84912		
	1.86891	1.85824	1.85053	1.85788	+++++		1.85704	0.806
76 n-propylbenzene	8.47733	8.74062	9.02994	9.10557	8.88240	8.81846		
	8.87723	8.63323	8.42844	8.28641	+++++		8.72796	3.067
77 1,4-dichloro-2-butene	2.28231	2.02587	2.04144	2.04541	1.96192	1.93151		
	1.91415	1.87866	1.86162	1.83405	+++++		1.97769	6.616
78 1,1,2,2,-tetrachloroethane	1.07369	1.03270	1.01560	0.99021	0.95719	0.95236		
	0.95118	0.94834	0.96048	0.96960	+++++		0.98514	4.316

FORM VI-NJ-8260

VOLATILE ORGANICS ORGANICS INITIAL CALIBRATION DATA

Lab Name: Alpha Analytical Labs

SDG No.: L1419791

Instrument ID: JACK.I Calibration Date(s): 03-AUG-2014 03-AUG-2014

Calibration Times: 10:19 15:43

Compound	5.000 Level 1	20.000 Level 2	100.000 Level 3	300.000 Level 4	500.000 Level 5	800.000 Level 6	RRF	% RSD	
	1000.000 Level 7	1200.000 Level 8	1600.000 Level 9	2000.000 Level 10	2.000 Level 11				
79 4-ethyltoluene	7.77849	8.11658	7.76815	8.08619	7.85357	7.78782			
	7.78750	7.65570	7.43556	7.29466	+++++		7.75642	3.264	
80 2-chlorotoluene	5.68918	5.75709	5.67862	5.80102	5.60915	5.54441			
	5.55758	5.48845	5.33956	5.25548	+++++		5.57205	3.139	
81 1,2,3-trichloropropane	0.88965	0.88346	0.84749	0.86553	0.84025	0.82943			
	0.82655	0.82311	0.82420	0.83032	+++++		0.84600	2.955	
174 cyclohexanone	+++++	+++++	+++++	+++++	+++++	+++++			
	+++++	+++++	+++++	+++++	+++++		+++++	+++++	<-
82 1,3,5-trimethybenzene	5.88436	6.41574	6.35795	6.51596	6.36378	6.28742			
	6.30556	6.25329	6.10475	6.07307	+++++		6.25619	2.981	
83 trans-1,4-dichloro-2-butene	0.34822	0.30512	0.29250	0.35255	0.30911	0.35276			
	0.33947	0.34000	0.33735	0.34512	+++++		0.33222	6.536	
84 4-chorotoluene	5.12439	5.11904	5.20588	5.26234	5.10173	5.10402			
	5.08029	5.05445	4.98165	4.95215	+++++		5.09859	1.812	
85 tert-butylbenzene	5.66888	5.67992	5.71913	5.78347	5.68396	5.68064			
	5.71957	5.59981	5.51118	5.47771	+++++		5.65243	1.691	
86 1,2,4-trimethylbenzene	5.94396	6.28926	6.39328	6.44446	6.27760	6.24662			
	6.21441	6.15404	6.02578	5.99792	+++++		6.19873	2.701	
87 sec-butylbenzene	7.95184	8.18064	8.22860	8.38425	8.26526	8.23272			
	8.26854	8.04929	7.88730	7.80687	+++++		8.12553	2.343	
88 p-isopropyltoluene	6.28934	6.91001	7.02959	7.23121	7.05982	7.04108			
	7.02815	6.85943	6.65629	6.59452	+++++		6.86994	4.079	

FORM VI-NJ-8260

6A

VOLATILE ORGANICS ORGANICS INITIAL CALIBRATION DATA

Lab Name: Alpha Analytical Labs

SDG No.: L1419791

Instrument ID: JACK.I Calibration Date(s): 03-AUG-2014 03-AUG-2014

Calibration Times: 10:19 15:43

Compound	5.000 Level 1	20.000 Level 2	100.000 Level 3	300.000 Level 4	500.000 Level 5	800.000 Level 6	RRF	% RSD
	1000.000 Level 7	1200.000 Level 8	1600.000 Level 9	2000.000 Level 10	2.000 Level 11			
89 1,3-dichlorobenzene	3.38940	3.47095	3.52982	3.57774	3.51861	3.44741		
	3.44505	3.44092	3.36269	3.35196	+++++		3.45346	2.131
91 1,4-dichlorobenzene	3.11869	3.40795	3.47710	3.56962	3.48521	3.44987		
	3.46289	3.47547	3.42328	3.42604	+++++		3.42961	3.447
92 p-Diethylbenzene	3.73610	3.83106	4.11144	4.22042	4.19551	4.18235		
	4.19489	4.14244	4.05583	4.05496	+++++		4.07250	4.031
93 n-butylbenzene	5.07658	5.37873	5.58296	5.70950	5.65462	5.63638		
	5.64538	5.48721	5.36878	5.32052	+++++		5.48607	3.626
94 1,2-dichlorobenzene	3.08136	3.09280	3.06451	3.12860	3.06130	3.01399		
	2.98971	2.99177	2.98343	2.96539	+++++		3.03729	1.824
95 1,2,4,5-tetramethylbenzene	5.27459	5.37199	5.68391	5.84523	5.72387	5.68011		
	5.68586	5.61636	5.54500	5.46815	+++++		5.58951	3.120
96 1,2-dibromo-3-chloropropane	+++++	0.15949	0.14737	0.15472	0.15010	0.17065		
	0.16529	0.16231	0.15584	0.17418	+++++		0.15999	5.637
97 1,3,5-Trichlorobenzene	1.95330	2.05341	2.17744	2.28580	2.25532	2.23992		
	2.23960	2.22723	2.21760	2.21947	+++++		2.18691	4.727
98 1,2,4-trichlorobenzene	1.17499	1.37482	1.61428	1.75178	1.72509	1.73833		
	1.72774	1.73215	1.74113	1.73424	+++++		1.63145	12.108
99 hexachlorobutadiene	0.35259	0.77620	0.76318	0.79065	0.77883	0.78198		
	0.78116	0.75814	0.76555	0.76447	+++++		0.73128	18.249
100 naphthalene	2.12752	2.51436	2.93827	3.27838	3.29994	3.30567		
	3.34436	3.34054	3.40041	3.37884	+++++		3.09283	14.110

FORM VI-NJ-8260

6A

VOLATILE ORGANICS ORGANICS INITIAL CALIBRATION DATA

Lab Name: Alpha Analytical Labs

SDG No.: L1419791

Instrument ID: JACK.I Calibration Date(s): 03-AUG-2014 03-AUG-2014

Calibration Times: 10:19 15:43

Compound	5.000 Level 1	20.000 Level 2	100.000 Level 3	300.000 Level 4	500.000 Level 5	800.000 Level 6	RRF	% RSD
	1000.000 Level 7	1200.000 Level 8	1600.000 Level 9	2000.000 Level 10	2.000 Level 11			
101 1,2,3-trichlorobenzene	0.97698	1.08864	1.23359	1.40634	1.38317	1.39202		
	1.39519	1.38617	1.40031	1.40306	+++++		1.30655	11.881
$ 35 dibromofluoromethane	0.25447	0.25518	0.25223	0.24834	0.23888	0.23811		
	0.24634	0.24540	0.23817	0.23815	0.25524		0.24641	2.927
$ 40 1,2-dichloroethane-d4	0.27580	0.26950	0.27178	0.25971	0.26524	0.27008		
	0.26859	0.27322	0.27592	0.28263	0.27077		0.27120	2.204
$ 53 toluene-d8	1.28486	1.27077	1.28080	1.30953	1.30746	1.29027		
	1.28898	1.28794	1.29494	1.29765	1.30337		1.29241	0.906
$ 74 4-bromofluorobenzene	0.93370	0.90611	0.92503	0.92377	0.92701	0.89314		
	0.94598	0.89200	0.89579	0.93159	0.93866		0.91934	2.096

FORM VI-NJ-8260

7A
Volatile Organics CONTINUING CALIBRATION CHECK

Lab Name: Alpha Analytical Labs

SDG No.: L1419791

Instrument ID: Jack.i Calibration Date: 04-SEP-2014 Time: 05:07

Lab File ID: 0904A01 Init. Calib. Date(s): 03-AUG-2 03-AUG-2

Sample No: 8260 CCAL Init. Calib. Times : 10:19 15:43

Compound	RRF	RRF	MIN RRF	%D	MAX %D	
dichlorodifluoromethane	.66895	.55	.05	-18	20	
chloromethane	1.0113	.94874	.1	-6	20	
vinyl chloride	.8157	.82006	.1	1	20	
bromomethane	.34898	.34082	.05	-2	20	
chloroethane	.40005	.49879	.1	25	20	F
trichlorofluoromethane	.8162	.86131	.1	6	20	
ethyl ether	.25164	.28536	.05	13	20	
1,1,-dichloroethene	.52178	.57337	.1	10	20	
carbon disulfide	1.6491	1.6113	.1	-2	20	
freon-113	.59414	.64417	.05	8	20	
iodomethane	.8502	.47577	.05	-44	20	F
acrolein	.07272	.08502	.05	17	20	
methylene chloride	.5877	.62685	.1	7	20	
acetone	.09465	.1271	.1	34	20	F
trans-1,2-dichloroethene	.58845	.63169	.1	7	20	
Methyl Acetate	.28189	.35142	.1	25	20	F
methyl tert butyl ether	1.1952	1.2608	.1	5	20	
Tert-Butyl Alcohol	.03291	.03746	.05	14	20	F
Diisopropyl Ether	2.4292	2.7250	.05	12	20	
1,1-dichloroethane	1.2086	1.3382	.2	11	20	
acrylonitrile	.15046	.1648	.05	10	20	
Halothane	.46759	.47265	.05	1	20	
Ethyl-Tert-Butyl-Ether	2.0013	2.0562	.05	3	20	
vinyl acetate	1.2439	1.2754	.05	3	20	
cis-1,2-dichloroethene	.636	.7047	.1	11	20	
2,2-dichloropropane	.92306	.93574	.05	1	20	
Cyclohexane	1.4794	1.5512	.1	5	20	
bromochloromethane	.30084	.3121	.05	4	20	
chloroform	1.0473	1.1120	.2	6	20	
carbontetrachloride	.85371	.74131	.1	-13	20	
Ethyl Acetate	.42414	.42563	.05	0	20	
tetrahydrofuran	.13401	.15477	.05	15	20	
1,1,1-trichloroethane	.94337	.95867	.1	2	20	
1,1-dichloropropene	.90518	.94596	.05	5	20	
2-butanone	.17975	.19567	.1	9	20	
benzene	2.6120	2.8000	.5	7	20	
Tertiary-Amyl Methyl Ether	1.4634	1.4212	.05	-3	20	
1,2-dichloroethane	.74001	.79156	.1	7	20	

FORM VII NJ-8260

7A
CONTINUING CALIBRATION CHECK

Lab Name: Alpha Analytical Labs

SDG No.: L1419791

Instrument ID: Jack.i Calibration Date: 04-SEP-2014 Time: 05:07

Lab File ID: 0904A01 Init. Calib. Date(s): 03-AUG-2 03-AUG-2

Sample No: 8260 CCAL Init. Calib. Times : 10:19 15:43

Compound	RRF	RRF	MIN RRF	%D	MAX %D	
methyl cyclohexane	1.2388	1.3377	.1	8	20	
trichloroethene	.6436	.68608	.2	7	20	
dibromomethane	.30015	.31041	.05	3	20	
1,2-dichloropropane	.84968	.88665	.1	4	20	
bromodichloromethane	.58971	.57554	.2	-2	20	
1,4-Dioxane	.00345	.00272	.05	-21	20	F
2-Chloroethylvinyl ether	.35551	.34113	.05	-4	20	
cis-1,3-dichloropropene	1.0141	.97811	.2	-4	20	
toluene	2.0707	2.1303	.4	3	20	
tetrachloroethene	.98952	.96518	.2	-2	20	
4-methyl-2-pentanone	.15954	.1634	.05	2	20	
trans-1,3-dichloropropene	.95091	.89136	.2	-6	20	
1,1,2-trichloroethane	.44426	.44962	.1	1	20	
ethyl-methacrylate	.70765	.67218	.05	-5	20	
chlorodibromomethane	.67641	.57059	.1	-16	20	
1,3-dichloropropane	.93285	.93767	.05	1	20	
1,2-dibromoethane	.54529	.51777	.1	-5	20	
2-hexanone	.31993	.31978	.1	0	20	
chlorobenzene	2.3051	2.3525	.05	2	20	
ethyl benzene	3.9664	4.1475	.1	5	20	
1,1,1,2-tetrachloroethane	.7971	.73441	.05	-8	20	
p/m xylene	1.5905	1.6663	.1	5	20	
o xylene	1.5316	1.5592	.3	2	20	
bromoform	.72678	.54993	.1	-24	20	F
styrene	2.4340	2.5187	.3	3	20	
isopropylbenzene	7.9361	9.3980	.1	18	20	
bromobenzene	1.8570	1.8092	.1	-3	20	
n-propylbenzene	8.7279	9.2866	.05	6	20	
1,4-dichloro-2-butene	1.9776	2.0577	.05	4	20	
1,1,2,2,-tetrachloroethane	.98514	1.0226	.3	4	20	
4-ethyltoluene	7.7564	8.1835	.05	6	20	
2-chlorotoluene	5.5720	5.9136	.05	6	20	
1,2,3-trichloropropane	.846	.85564	.05	1	20	
1,3,5-trimethybenzene	6.2561	6.4280	.05	3	20	
trans-1,4-dichloro-2-butene	.33222	.27656	.05	-17	20	
4-chorotoluene	5.0985	5.3038	.05	4	20	
tert-butylbenzene	5.6524	5.6747	.05	0	20	
1,2,4-trimethylbenzene	6.1987	6.4686	.05	4	20	

FORM VII NJ-8260

7A
CONTINUING CALIBRATION CHECK

Lab Name: Alpha Analytical Labs

SDG No.: L1419791

Instrument ID: Jack.i Calibration Date: 04-SEP-2014 Time: 05:07

Lab File ID: 0904A01 Init. Calib. Date(s): 03-AUG-2 03-AUG-2

Sample No: 8260 CCAL Init. Calib. Times : 10:19 15:43

Compound	RRF	RRF	MIN RRF	%D	MAX %D
sec-butylbenzene	8.1255	8.4409	.05	4	20
p-isopropyltoluene	6.8699	7.2040	.05	5	20
1,3-dichlorobenzene	3.4534	3.5371	.6	2	20
1,4-dichlorobenzene	3.4296	3.4303	.5	0	20
p-Diethylbenzene	4.0725	4.0981	.05	1	20
n-butylbenzene	5.4860	5.8687	.05	7	20
1,2-dichlorobenzene	3.0372	3.0672	.4	1	20
1,2,4,5-tetramethylbenzene	5.5895	5.6438	.05	1	20
1,2-dibromo-3-chloropropane	.15999	.13215	.05	-17	20
1,3,5-Trichlorobenzene	2.1869	2.1514	.05	-2	20
hexachlorobutadiene	.73128	.78637	.05	8	20
1,2,4-trichlorobenzene	1.6314	1.4737	.2	-10	20
naphthalene	3.0928	2.4826	.05	-20	20
1,2,3-trichlorobenzene	1.3065	1.0979	.05	-16	20
dibromofluoromethane	.24641	.24795	.05	1	20
1,2-dichloroethane-d4	.2712	.2665	.05	-2	20
toluene-d8	1.2924	1.2630	.05	-2	20
4-bromofluorobenzene	.91934	.91833	.05	0	20

FORM VII NJ-8260

Surrogate Summary

Form 2
Surrogate Recovery
Volatile Organics

Client: Tetra Tech GEO
Project Name: LOCKHEED N. PLAINFIELD

Lab Number: L1419791
Project Number: 117-0507600
Matrix:

CLIENT ID (LAB SAMPLE NO.)	SMC1 TOL	SMC2 BFB	SMC3 DCA	SMC4 DBFM	TOT OUT
WG719194-2LCSD	98	101	100	103	0
WG719194-1LCS	98	100	98	101	0
WG719194-3BLANK	98	107	100	102	0
MODTB-082714 (L1419791-01)	98	111	105	100	0
TB-082714 (L1419791-02)	97	108	105	101	0

	QC LIMITS
TOL = TOLUENE-D8	**(70-130)**
BFB = 4-BROMOFLUOROBENZENE	**(70-130)**
DCA = 1,2-DICHLOROETHANE-D4	**(70-130)**
DBFM = DIBROMOFLUOROMETHANE)	**(70-130)**

*** Values outside of QC limits**

Batch QC Summary

3A

LAB CONTROL/LAB CONTROL DUPLICATE SAMPLE RECOVERY

WATER VOLATILE ORGANICS

Lab Name: Alpha Analytical Labs

SDG No.: L1419791 Matrix: Water

Lab Control Sample: WG719194-1LCS Injected: 09/04/14 05:07 Lab File ID: 0904A01.D

COMPOUND	SPIKE ADDED (ug/l)	SAMPLE CONCENTRATION (ug/l)	LCS CONCENTRATION (ug/l)	LCS % REC	QC. LIMITS REC.
Methylene chloride	10	NA	11.	107	70-130
1,1-Dichloroethane	10	NA	11.	111	70-130
Chloroform	10	NA	11.	106	70-130
Carbontetrachloride	10	NA	8.7	87	63-132
1,2-Dichloropropane	10	NA	10.	104	70-130
Chlorodibromomethane	10	NA	8.4	84	63-130
1,1,2-Trichloroethane	10	NA	10.	101	70-130
2-Chloroethylvinyl ether	10	NA	9.6	96	70-130
Tetrachloroethene	10	NA	9.8	98	70-130
Chlorobenzene	10	NA	10.	102	75-130
Trichlorofluoromethane	10	NA	10.	106	62-150
1,2-Dichloroethane	10	NA	11.	107	70-130
1,1,1-Trichloroethane	10	NA	10.	102	67-130
Bromodichloromethane	10	NA	9.8	98	67-130
trans-1,3-Dichloropropen	10	NA	9.4	94	70-130
cis-1,3-Dichloropropene	10	NA	9.6	96	70-130
1,1-Dichloropropene	10	NA	10.	104	70-130
Bromoform	10	NA	7.6	76	54-136
1,1,2,2,-Tetrachloroetha	10	NA	10.	104	67-130
Benzene	10	NA	11.	107	70-130
Toluene	10	NA	10.	103	70-130
Ethyl benzene	10	NA	10.	104	70-130
Chloromethane	10	NA	9.4	94	64-130
Bromomethane	10	NA	9.8	98	39-139
Vinyl chloride	10	NA	10.	100	55-140
Chloroethane	10	NA	12.	125	55-138
1,1,-Dichloroethene	10	NA	11.	110	61-145
trans-1,2-Dichloroethene	10	NA	11.	107	70-130
Trichloroethene	10	NA	11.	106	70-130
1,2-Dichlorobenzene	10	NA	10.	101	70-130
1,3-Dichlorobenzene	10	NA	10.	102	70-130
1,4-Dichlorobenzene	10	NA	10.	100	70-130
Methyl tert butyl ether	10	NA	10.	105	63-130
p/m xylene	20	NA	21.	105	70-130
o Xylene	20	NA	20.	102	70-130
cis-1,2-Dichloroethene	10	NA	11.	111	70-130
Dibromomethane	10	NA	10.	103	70-130
1,4-Dichloro-2-butene	10	NA	10.	104	70-130
Iodomethane	10	NA	5.6	56*	70-130
1,2,3-Trichloropropane	10	NA	10.	101	64-130

* Values outside of QC limits.

COMMENTS: _____

_____

FORM III NJ-8260

3A

LAB CONTROL/LAB CONTROL DUPLICATE SAMPLE RECOVERY

WATER VOLATILE ORGANICS

Lab Name: Alpha Analytical Labs

SDG No.: L1419791 Matrix: Water

Lab Control Sample: WG719194-1LCS Injected: 09/04/14 05:07 Lab File ID: 0904A01.D

COMPOUND	SPIKE ADDED (ug/l)	SAMPLE CONCENTRATION (ug/l)	LCS CONCENTRATION (ug/l)	LCS % REC	QC. LIMITS REC.
Styrene	20	NA	21.	103	70-130
Dichlorodifluoromethane	10	NA	8.2	82	36-147
Acetone	10	NA	13.	134	58-148
Carbon disulfide	10	NA	9.8	98	51-130
2-Butanone	10	NA	11.	109	63-138
Vinyl acetate	10	NA	10.	102	70-130
4-Methyl-2-pentanone	10	NA	10.	102	59-130
2-Hexanone	10	NA	10.	100	57-130
Ethyl-methacrylate	10	NA	9.5	95	70-130
Acrolein	10	NA	12.	117	70-130
Acrylonitrile	10	NA	11.	110	70-130
Bromochloromethane	10	NA	10.	104	70-130
Tetrahydrofuran	10	NA	12.	115	58-130
2,2-Dichloropropane	10	NA	10.	101	63-133
1,2-Dibromoethane	10	NA	9.5	95	70-130
1,3-Dichloropropane	10	NA	10.	100	70-130
1,1,1,2-Tetrachloroethan	10	NA	9.2	92	64-130
Bromobenzene	10	NA	9.7	97	70-130
n-Butylbenzene	10	NA	11.	107	53-136
sec-Butylbenzene	10	NA	10.	104	70-130
tert-Butylbenzene	10	NA	10.	100	70-130
2-Chlorotoluene	10	NA	11.	106	70-130
4-Chorotoluene	10	NA	10.	104	70-130
1,2-Dibromo-3-chloroprop	10	NA	8.2	83	41-144
Hexachlorobutadiene	10	NA	11.	108	63-130
Isopropylbenzene	10	NA	12.	118	70-130
p-Isopropyltoluene	10	NA	10.	105	70-130
Naphthalene	10	NA	8.0	80	70-130
n-Propylbenzene	10	NA	11.	106	69-130
1,2,3-Trichlorobenzene	10	NA	8.4	84	70-130
1,2,4-Trichlorobenzene	10	NA	9.0	90	70-130
1,3,5-Trimethybenzene	10	NA	10.	103	64-130
1,2,4-Trimethylbenzene	10	NA	10.	104	70-130
trans-1,4-Dichloro-2-but	10	NA	8.3	83	70-130
Ethyl ether	10	NA	11.	113	59-134
Methyl Acetate	10	NA	12.	125	70-130
Ethyl Acetate	10	NA	10.	100	70-130
Diisopropyl Ether	10	NA	11.	112	70-130
Cyclohexane	10	NA	10.	105	70-130
tert-Butyl Alcohol	50	NA	57.	114	70-130

* Values outside of QC limits.

COMMENTS: _____

_____

FORM III NJ-8260

3A

LAB CONTROL/LAB CONTROL DUPLICATE SAMPLE RECOVERY

WATER VOLATILE ORGANICS

Lab Name: Alpha Analytical Labs

SDG No.: L1419791 Matrix: Water

Lab Control Sample: WG719194-1LCS Injected: 09/04/14 05:07 Lab File ID: 0904A01.D

COMPOUND	SPIKE ADDED (ug/l)	SAMPLE CONCENTRATION (ug/l)	LCS CONCENTRATION (ug/l)	LCS % REC	QC. LIMITS REC.
Ethyl-Tert-Butyl-Ether	10	NA	10.	103	70-130
Tertiary-Amyl Methyl Eth	10	NA	9.7	97	66-130
1,4-Dioxane	500	NA	390	79	56-162
1,2,4,5-Tetramethylbenze	10	NA	10.	101	70-130
p-Diethylbenzene	10	NA	10.	101	70-130
Methyl cyclohexane	10	NA	11.	108	70-130
Freon-113	10	NA	11.	108	70-130
4-Ethyltoluene	10	NA	10.	106	70-130

* Values outside of QC limits.

COMMENTS: _____

_____

FORM III NJ-8260

3A

LAB CONTROL/LAB CONTROL DUPLICATE SAMPLE RECOVERY

WATER VOLATILE ORGANICS

Lab Name: Alpha Analytical Labs

SDG No.: L1419791 Matrix: Water

Lab Control Sample: WG719194-1LCS Injected: 09/04/14 05:07 Lab File ID: 0904A01.D

Lab Control Dup : WG719194-2LCSD Injected: 09/04/14 05:40 Lab File ID: 0904A03.D

COMPOUND	SPIKE ADDED (ug/l)	LCSD CONCENTRATION (ug/l)	LCSD % REC	% RPD	QC LIMITS RPD	QC LIMITS REC.
Methylene chloride	10	11.	110	3	20	70-130
1,1-Dichloroethane	10	11.	114	3	20	70-130
Chloroform	10	11.	113	6	20	70-130
Carbontetrachloride	10	9.3	93	7	20	63-132
1,2-Dichloropropane	10	11.	108	4	20	70-130
Chlorodibromomethane	10	9.1	91	8	20	63-130
1,1,2-Trichloroethane	10	10.	106	5	20	70-130
2-Chloroethylvinyl ether	10	10.	102	6	20	70-130
Tetrachloroethene	10	10.	104	6	20	70-130
Chlorobenzene	10	11.	106	4	20	75-130
Trichlorofluoromethane	10	11.	112	6	20	62-150
1,2-Dichloroethane	10	11.	113	5	20	70-130
1,1,1-Trichloroethane	10	11.	108	6	20	67-130
Bromodichloromethane	10	10.	100	2	20	67-130
trans-1,3-Dichloropropen	10	9.8	98	4	20	70-130
cis-1,3-Dichloropropene	10	10.	103	7	20	70-130
1,1-Dichloropropene	10	11.	111	7	20	70-130
Bromoform	10	8.2	82	8	20	54-136
1,1,2,2,-Tetrachloroetha	10	11.	108	4	20	67-130
Benzene	10	11.	112	5	20	70-130
Toluene	10	10.	105	2	20	70-130
Ethyl benzene	10	11.	109	5	20	70-130
Chloromethane	10	10.	101	7	20	64-130
Bromomethane	10	11.	106	8	20	39-139
Vinyl chloride	10	11.	106	6	20	55-140
Chloroethane	10	13.	128	2	20	55-138
1,1,-Dichloroethene	10	11.	115	4	20	61-145
trans-1,2-Dichloroethene	10	11.	113	5	20	70-130
Trichloroethene	10	11.	112	6	20	70-130
1,2-Dichlorobenzene	10	10.	104	3	20	70-130
1,3-Dichlorobenzene	10	10.	104	2	20	70-130
1,4-Dichlorobenzene	10	10.	103	3	20	70-130
Methyl tert butyl ether	10	11.	111	6	20	63-130
p/m xylene	20	22.	108	3	20	70-130
o Xylene	20	21.	107	5	20	70-130
cis-1,2-Dichloroethene	10	12.	115	4	20	70-130
Dibromomethane	10	11.	110	7	20	70-130
1,4-Dichloro-2-butene	10	11.	108	4	20	70-130
Iodomethane	10	6.1	61 *	9	20	70-130
1,2,3-Trichloropropane	10	10.	106	5	20	64-130

* Values outside of QC limits.

COMMENTS: _____

_____

FORM III NJ-8260

3A

LAB CONTROL/LAB CONTROL DUPLICATE SAMPLE RECOVERY

WATER VOLATILE ORGANICS

Lab Name: Alpha Analytical Labs

SDG No.: L1419791 Matrix: Water

Lab Control Sample: WG719194-1LCS Injected: 09/04/14 05:07 Lab File ID: 0904A01.D

Lab Control Dup : WG719194-2LCSD Injected: 09/04/14 05:40 Lab File ID: 0904A03.D

COMPOUND	SPIKE ADDED (ug/l)	LCSD CONCENTRATION (ug/l)	LCSD % REC	% RPD	QC LIMITS RPD	QC LIMITS REC.
Styrene	20	21.	107	4	20	70-130
Dichlorodifluoromethane	10	8.7	87	6	20	36-147
Acetone	10	14.	138	3	20	58-148
Carbon disulfide	10	11.	107	9	20	51-130
2-Butanone	10	11.	114	4	20	63-138
Vinyl acetate	10	11.	113	10	20	70-130
4-Methyl-2-pentanone	10	11.	108	6	20	59-130
2-Hexanone	10	10.	105	5	20	57-130
Ethyl-methacrylate	10	10.	101	6	20	70-130
Acrolein	10	13.	126	7	20	70-130
Acrylonitrile	10	11.	114	4	20	70-130
Bromochloromethane	10	11.	106	2	20	70-130
Tetrahydrofuran	10	11.	114	1	20	58-130
2,2-Dichloropropane	10	10.	106	5	20	63-133
1,2-Dibromoethane	10	10.	100	5	20	70-130
1,3-Dichloropropane	10	10.	105	5	20	70-130
1,1,1,2-Tetrachloroethan	10	9.7	97	5	20	64-130
Bromobenzene	10	9.9	99	2	20	70-130
n-Butylbenzene	10	11.	108	1	20	53-136
sec-Butylbenzene	10	11.	107	3	20	70-130
tert-Butylbenzene	10	10.	105	5	20	70-130
2-Chlorotoluene	10	11.	110	4	20	70-130
4-Chorotoluene	10	10.	105	1	20	70-130
1,2-Dibromo-3-chloroprop	10	8.8	88	6	20	41-144
Hexachlorobutadiene	10	10.	105	3	20	63-130
Isopropylbenzene	10	12.	120	2	20	70-130
p-Isopropyltoluene	10	11.	107	2	20	70-130
Naphthalene	10	8.4	84	5	20	70-130
n-Propylbenzene	10	11.	111	5	20	69-130
1,2,3-Trichlorobenzene	10	8.8	88	5	20	70-130
1,2,4-Trichlorobenzene	10	9.2	92	2	20	70-130
1,3,5-Trimethybenzene	10	11.	106	3	20	64-130
1,2,4-Trimethylbenzene	10	11.	106	2	20	70-130
trans-1,4-Dichloro-2-but	10	9.1	91	9	20	70-130
Ethyl ether	10	12.	117	3	20	59-134
Methyl Acetate	10	12.	124	1	20	70-130
Ethyl Acetate	10	10.	105	5	20	70-130
Diisopropyl Ether	10	12.	118	5	20	70-130
Cyclohexane	10	11.	109	4	20	70-130
tert-Butyl Alcohol	50	56.	112	2	20	70-130

* Values outside of QC limits.

COMMENTS: _____

_____

FORM III NJ-8260

3A

LAB CONTROL/LAB CONTROL DUPLICATE SAMPLE RECOVERY

WATER VOLATILE ORGANICS

Lab Name: Alpha Analytical Labs

SDG No.: L1419791 Matrix: Water

Lab Control Sample: WG719194-1LCS Injected: 09/04/14 05:07 Lab File ID: 0904A01.D

Lab Control Dup : WG719194-2LCSD Injected: 09/04/14 05:40 Lab File ID: 0904A03.D

COMPOUND	SPIKE ADDED (ug/l)	LCSD CONCENTRATION (ug/l)	LCSD % REC	% RPD	QC LIMITS RPD	QC LIMITS REC.
Ethyl-Tert-Butyl-Ether	10	11.	110	7	20	70-130
Tertiary-Amyl Methyl Eth	10	10.	103	6	20	66-130
1,4-Dioxane	500	590	118	40 *	20	56-162
1,2,4,5-Tetramethylbenze	10	10.	102	1	20	70-130
p-Diethylbenzene	10	10.	103	2	20	70-130
Methyl cyclohexane	10	11.	112	4	20	70-130
Freon-113	10	11.	112	4	20	70-130
4-Ethyltoluene	10	11.	110	4	20	70-130

* Values outside of QC limits.

COMMENTS: _____

_____

FORM III NJ-8260

Internal Standard Summary

8A

VOLATILE ORGANICS INTERNAL STANDARD AREA AND RT SUMMARY

Lab Name: Alpha Analytical Labs

SDG No.: L1419791

Lab File ID (Standard): 0904A01_ccal Date Analyzed: 04-SEP-2014

Instrument ID : Jack.i Time Analyzed: 05:07

		IS1(FLB) AREA	RT	IS2(CBZ) AREA	RT	IS3(DCB) AREA	RT
	12 HOUR STD	145134	4.29	126031	7.03	67234	9.43
	UPPER LIMIT	290268	4.79	252062	7.53	134468	9.93
	LOWER LIMIT	72567	3.79	63016	6.53	33617	8.93
	EPA SAMPLE NO.						
01	WG719194-1LCS	145134	4.29	126031	7.03	67234	9.43
02	WG719194-2LCSD	138464	4.29	121739	7.03	65221	9.43
03	WG719194-3BLANK	143475	4.29	122650	7.03	58133	9.43
04	TB-082714	140100	4.29	123009	7.03	58240	9.43
05	MODTB-082714	140163	4.29	121951	7.03	57903	9.43

IS1(FLB) = FLOUROBENZENE
IS2(CBZ) = CHLOROBENZENE-D5
IS3(DCB) = 1,4-DICHLOROBENZENE-D4

AREA UPPER LIMIT = +100% of internal standard area
AREA LOWER LIMIT = - 50 % of internal standard area
RT UPPER LIMIT = +0.50 minutes of internal standard RT
RT LOWER LIMIT = -0.50 minutes of internal standard RT

* Values outside of QC limits.

Chromatograms

Sample Raw Data

Alpha Analytical Labs

gc/ms voa - Jack

Data file : \\orgserv2\ff\chem\GCMSVOA\Jack.i\140904con1.b\0904A23.D
Lab Smp Id:
Inj Date : 04-SEP-2014 11:05
Operator : mm Inst ID: Jack.i
Smp Info : l1419791-02,31,10,,a
Misc Info : wg719194,ical9943
Comment :
Method : \\orgserv2\ff\chem\GCMSVOA\Jack.i\140904con1.b\liquid8260Bcon1.m
Meth Date : 04-Sep-2014 08:05 mmay Quant Type: ISTD
Cal Date : 03-AUG-2014 15:43 Cal File: 0801A23.D
Als bottle: 12
Dil Factor: 1.00000
Integrator: HP RTE Compound Sublist: NJTCL.sub
Target Version: 4.12
Processing Host: A1VOA1

Concentration Formula: Amt * DF * CpndVariable
Cpnd Variable Local Compound Variable

	Compounds	QUANT SIG MASS	RT	EXP RT	REL RT	RESPONSE	CONCENTRATIONS ON-COLUMN (ngs)	CONCENTRATIONS FINAL (ng)	REVIEW CODE
	1 dichlorodifluoromethane	85	Compound Not Detected.						
	2 chloromethane	50	Compound Not Detected.						
	3 vinyl chloride	62	Compound Not Detected.						
	4 bromomethane	94	Compound Not Detected.						
	5 chloroethane	64	Compound Not Detected.						
	6 trichlorofluoromethane	101	Compound Not Detected.						
	8 1,1,-dichloroethene	96	Compound Not Detected.						
	9 carbon disulfide	76	Compound Not Detected.						
	10 freon-113	101	Compound Not Detected.						
	13 methylene chloride	84	Compound Not Detected.						
	14 acetone	43	2.439	2.439	(0.569)	5633	42.4790	42.478	
	15 trans-1,2-dichloroethene	96	Compound Not Detected.						
	16 methyl acetate	43	Compound Not Detected.						
	17 methyl tert butyl ether	73	Compound Not Detected.						
	21 1,1-dichloroethane	63	Compound Not Detected.						
	27 cis-1,2-dichloroethene	96	Compound Not Detected.						
	29 cyclohexane	56	Compound Not Detected.						
	30 bromochloromethane	128	Compound Not Detected.						
	31 chloroform	83	Compound Not Detected.						
	32 carbontetrachloride	117	Compound Not Detected.						
$	35 dibromofluoromethane	113	3.668	3.673	(0.855)	34994	101.366	101.366	
	36 1,1,1-trichloroethane	97	Compound Not Detected.						
	38 2-butanone	43	Compound Not Detected.						
	39 benzene	78	Compound Not Detected.						
$	40 1,2-dichloroethane-d4	65	4.069	4.073	(0.948)	39867	104.926	104.925	
	42 1,2-dichloroethane	62	Compound Not Detected.						
*	43 flourobenzene	96	4.290	4.294	(1.000)	140100	100.000		
	45 methyl cyclohexane	83	Compound Not Detected.						

	Compounds	QUANT SIG MASS	RT	EXP RT	REL RT	RESPONSE	CONCENTRATIONS ON-COLUMN (ngs)	CONCENTRATIONS FINAL (ng)	REVIEW CODE
	46 trichloroethene	95	Compound Not Detected.						
	48 1,2-dichloropropane	63	Compound Not Detected.						
	49 bromodichloromethane	83	Compound Not Detected.						
	50 1,4-Dioxane	88	Compound Not Detected.						
	52 cis-1,3-dichloropropene	75	Compound Not Detected.						
$	53 toluene-d8	98	5.609	5.615	(0.798)	154062	96.9074	96.907	
	54 toluene	92	Compound Not Detected.						
	55 tetrachloroethene	166	Compound Not Detected.						
	56 4-methyl-2-pentanone	58	Compound Not Detected.						
	57 trans-1,3-dichloropropene	75	Compound Not Detected.						
	58 1,1,2-trichloroethane	83	Compound Not Detected.						
	60 chlorodibromomethane	129	Compound Not Detected.						
	62 1,2-dibromoethane	107	Compound Not Detected.						
	63 2-hexanone	43	Compound Not Detected.						
*	64 chlorobenzene-d5	117	7.025	7.025	(1.000)	123009	100.000		
	65 chlorobenzene	112	Compound Not Detected.						
	66 ethyl benzene	91	Compound Not Detected.						
	69 p/m xylene	106	Compound Not Detected.						
	70 o xylene	106	Compound Not Detected.						
	71 bromoform	173	Compound Not Detected.						
	72 styrene	104	Compound Not Detected.						
	73 isopropylbenzene	105	Compound Not Detected.						
$	74 4-bromofluorobenzene	95	8.248	8.248	(0.875)	57760	107.877	107.876	
	78 1,1,2,2,-tetrachloroethane	83	Compound Not Detected.						
	89 1,3-dichlorobenzene	146	Compound Not Detected.						
*	90 1,4-dichlorobenzene-d4	152	9.426	9.426	(1.000)	58240	100.000		
	91 1,4-dichlorobenzene	146	Compound Not Detected.						
	94 1,2-dichlorobenzene	146	Compound Not Detected.						
	96 1,2-dibromo-3-chloropropane	75	Compound Not Detected.						
	98 1,2,4-trichlorobenzene	180	Compound Not Detected.						
	101 1,2,3-trichlorobenzene	180	Compound Not Detected.						

Alpha Analytical Labs

gc/ms voa - Jack

Data file : \\orgserv2\ff\chem\GCMSVOA\Jack.i\140904con1.b\0904A23.D
Lab Smp Id:
Inj Date : 04-SEP-2014 11:05
Operator : mm Inst ID: Jack.i
Smp Info : l1419791-02,31,10,,a
Misc Info : wg719194,ical9943
Comment :
Method : \\orgserv2\ff\chem\GCMSVOA\Jack.i\140904con1.b\liquid8260Bcon1.m
Meth Date : 04-Sep-2014 08:05 mmay Quant Type: ISTD
Cal Date : 03-AUG-2014 15:43 Cal File: 0801A23.D
Als bottle: 12
Dil Factor: 1.00000
Integrator: HP RTE Compound Sublist: NJTCL.sub
Target Version: 4.12
Processing Host: A1VOA1

Concentration Formula: Amt * DF * CpndVariable
Cpnd Variable Local Compound Variable

ISTD	RT	AREA	AMOUNT
* 43 flourobenzene	4.290	293476	100.000

	CONCENTRATIONS			QUANT			
RT	AREA	ON-COL(ngs)	FINAL(ng)	QUAL	LIBRARY	LIB ENTRY	CPND #	REVIEW CODE
Unknown Alcohol						CAS #:		
3.540	32104	10.9393618	10.939	0		0	43	

Alpha Analytical Labs

INTERNAL STANDARD COMPOUNDS
AREA AND RT SUMMARY

Instrument ID: Jack.i Calibration Date: 04-SEP-2014
Lab File ID: 0904A23.D Calibration Time: 05:07
Lab Smp Id:
Analysis Type: VOA Level: HIGH
Quant Type: ISTD Sample Type: WATER
Operator: mm
Method File: \\orgserv2\ff\chem\GCMSVOA\Jack.i\140904con1.b\liquid8260Bcon1.m
Misc Info: wg719194,ical9943

Test Mode:
Use Last Continuing Calibrator.
If Continuing Cal. use Initial Cal. Level 3

		AREA LIMIT			
COMPOUND	STANDARD	LOWER	UPPER	SAMPLE	%DIFF
43 flourobenzene	145134	72567	290268	140100	-3.47
64 chlorobenzene-d5	126031	63016	252062	123009	-2.40
90 1,4-dichlorobenze	67234	33617	134468	58240	-13.38

		RT LIMIT			
COMPOUND	STANDARD	LOWER	UPPER	SAMPLE	%DIFF
43 flourobenzene	4.29	3.79	4.79	4.29	-0.11
64 chlorobenzene-d5	7.03	6.53	7.53	7.03	-0.00
90 1,4-dichlorobenze	9.43	8.93	9.93	9.43	-0.00

AREA UPPER LIMIT = +100% of internal standard area.
AREA LOWER LIMIT = - 50% of internal standard area.
RT UPPER LIMIT = + 0.50 minutes of internal standard RT.
RT LOWER LIMIT = - 0.50 minutes of internal standard RT.

Alpha Analytical Labs

RECOVERY REPORT

Client Name: Client SDG: SDGa00307
Sample Matrix: LIQUID Fraction: VOA
Lab Smp Id:
Level: HIGH Operator: mm
Data Type: MS DATA SampleType: SAMPLE
SpikeList File: curve.spk Quant Type: ISTD
Sublist File: NJTCL.sub
Method File: \\orgserv2\ff\chem\GCMSVOA\Jack.i\140904con1.b\liquid8260Bcon1.m
Misc Info: wg719194,ical9943

SURROGATE COMPOUND	AMOUNT ADDED ngs	AMOUNT RECOVERED ngs	% RECOVERED	LIMITS
$ 35 dibromofluorometha	100.000	101.366	101.37	70-130
$ 40 1,2-dichloroethane	100.000	104.925	104.93	70-130
$ 53 toluene-d8	100.000	96.907	96.91	70-130
$ 74 4-bromofluorobenze	100.000	107.876	107.88	70-130

Data File: \\orgserv2\ff\chem\GCMSVOA\Jack.i\140904con1.b\0904A23.D
Date : 04-SEP-2014 11:05
Client ID:
Instrument: Jack.i
Sample Info: 11419791-02,31,10,,a
Purge Volume: 10.0
Operator: mm
Column phase:
Column diameter: 0.18

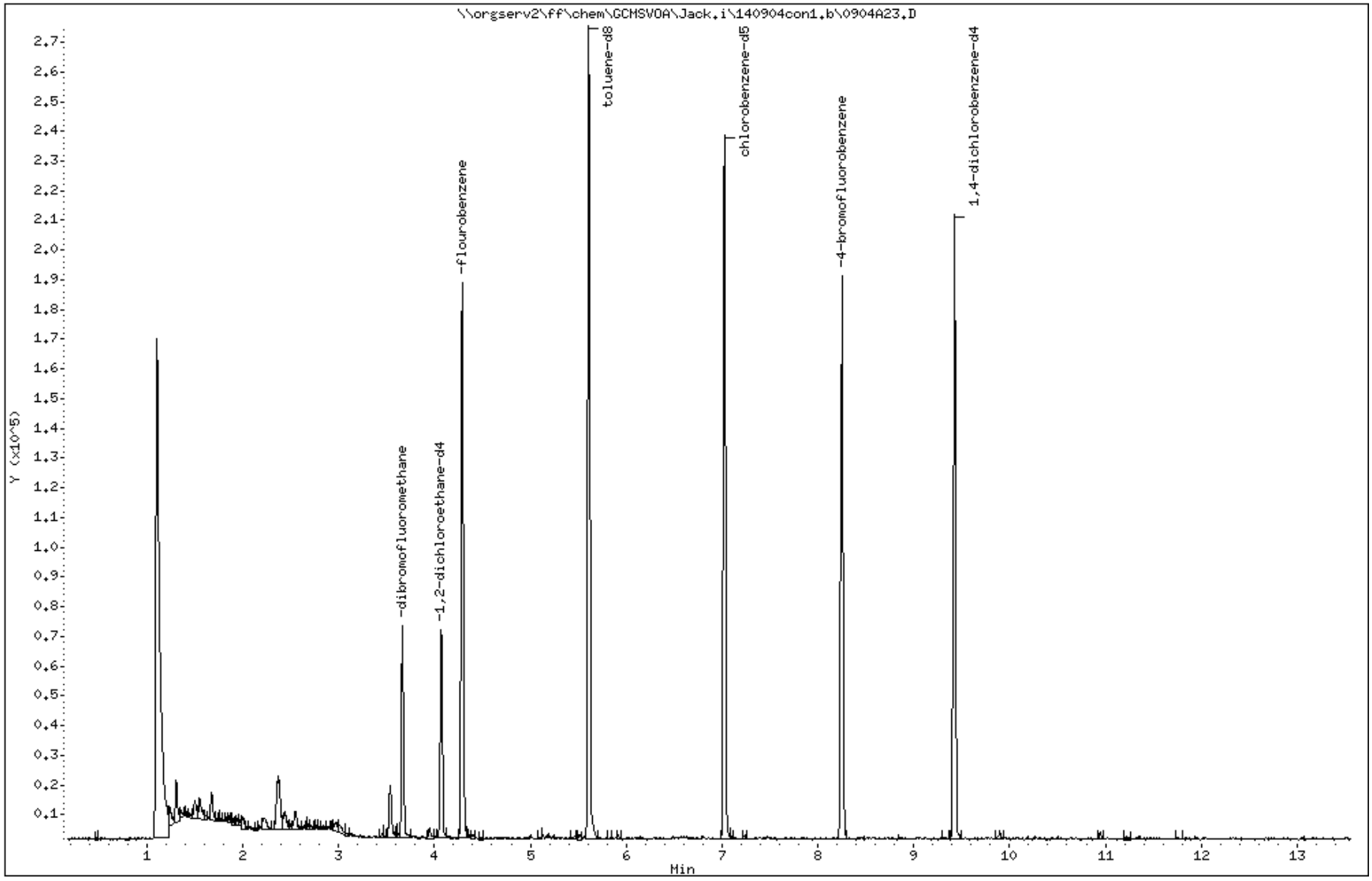

Data File: \\orgserv2\ff\chem\GCMSVOA\Jack.i\140904con1.b\0904A23.D

Date : 04-SEP-2014 11:05

Client ID:

Instrument: Jack.i

Sample Info: 11419791-02,31,10,,a

Purge Volume: 10.0

Operator: mm

Column phase:

Column diameter: 0.18

14 acetone

Concentration: 42.478 ng

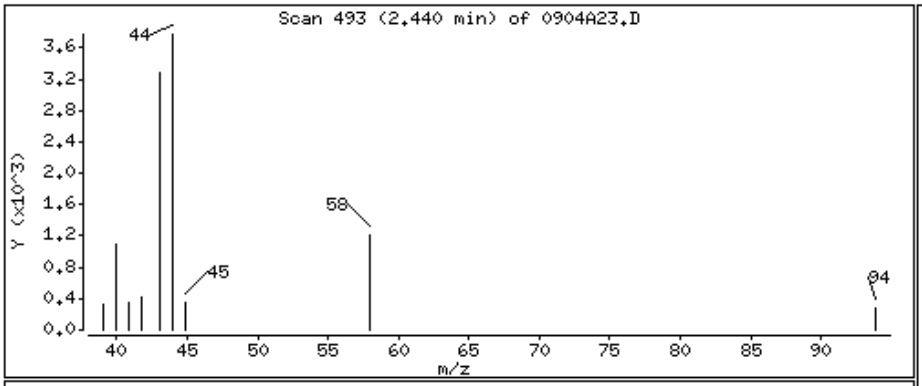

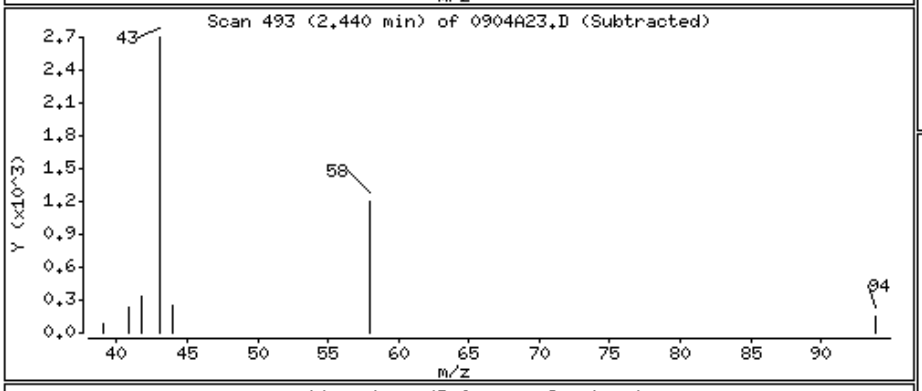

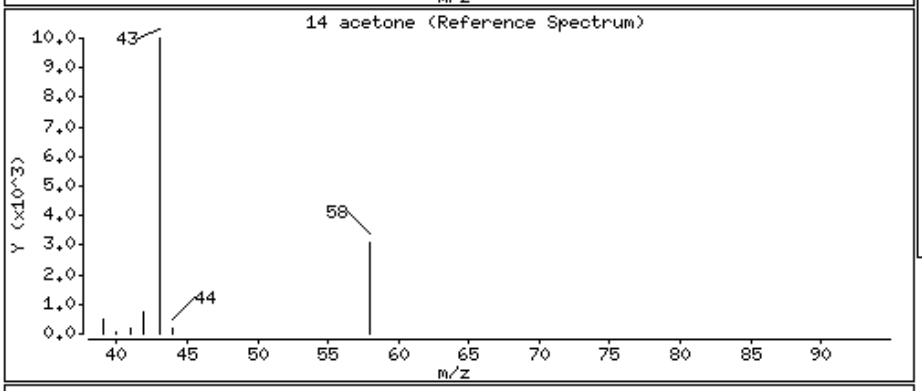

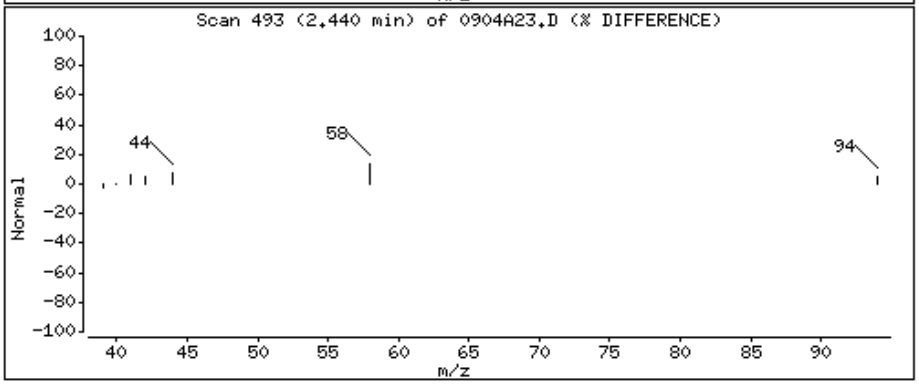

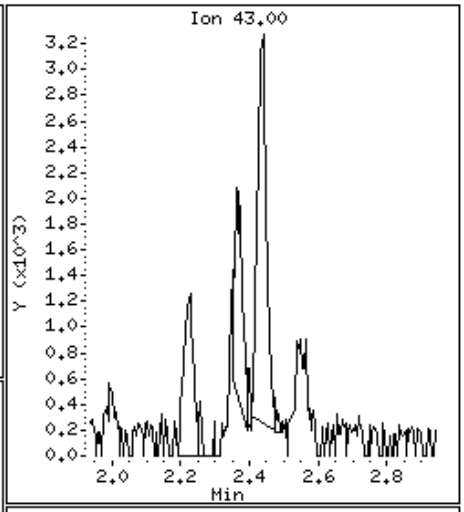

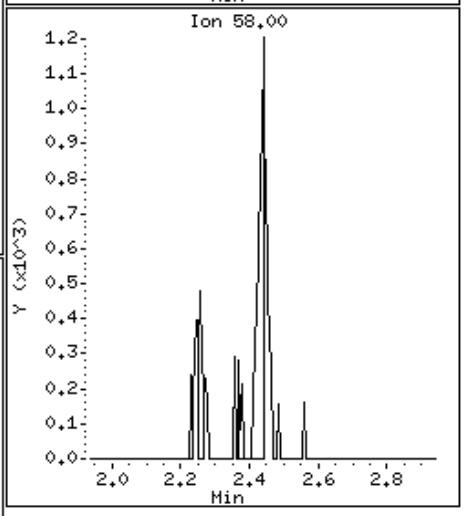

Data File: \\orgserv2\ff\chem\GCMSVOA\Jack.i\140904con1.b\0904A23.D

Date : 04-SEP-2014 11:05

Client ID:

Instrument: Jack.i

Sample Info: 11419791-02,31,10,,a

Purge Volume: 10.0

Operator: mm

Column phase:

Column diameter: 0.18

Library Search Compound Match	CAS Number	Library	Entry	Quality	Formula	Weight
Unknown Alcohol						
Silanol, trimethyl-	1066-40-6	NIST02.L	2204	83	C3H10OSi	90

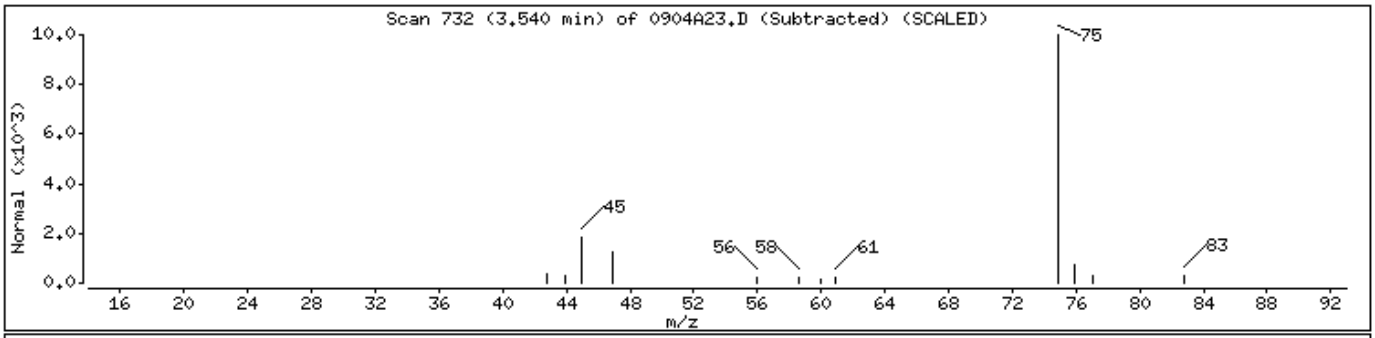

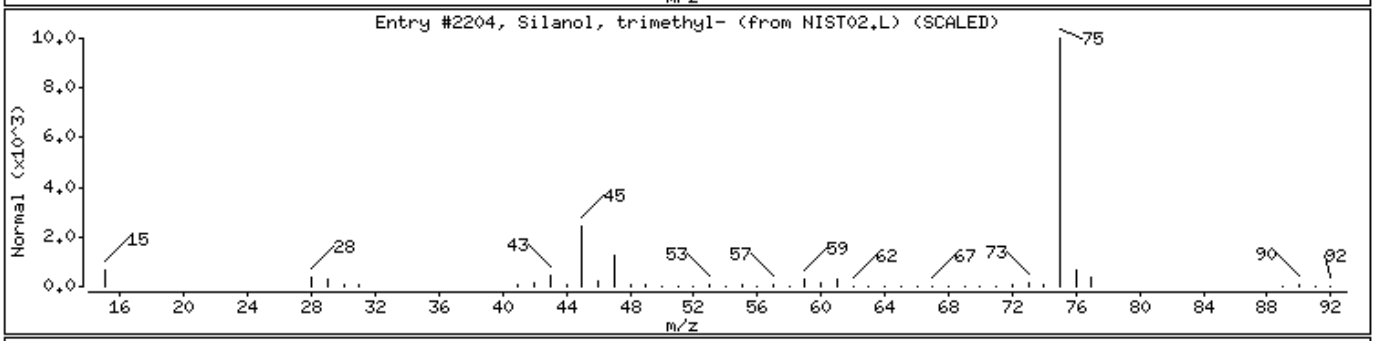

Alpha Analytical Labs

gc/ms voa - Jack

Data file : \\orgserv2\ff\chem\GCMSVOA\Jack.i\140904con1.b\0904A25.D
Lab Smp Id:
Inj Date : 04-SEP-2014 11:38
Operator : mm Inst ID: Jack.i
Smp Info : l1419791-01,31,10,,a
Misc Info : wg719194,ical9943
Comment :
Method : \\orgserv2\ff\chem\GCMSVOA\Jack.i\140904con1.b\liquid8260Bcon1.m
Meth Date : 04-Sep-2014 08:05 mmay Quant Type: ISTD
Cal Date : 03-AUG-2014 15:43 Cal File: 0801A23.D
Als bottle: 13
Dil Factor: 1.00000
Integrator: HP RTE Compound Sublist: NJTCL.sub
Target Version: 4.12
Processing Host: A1VOA1

Concentration Formula: Amt * DF * CpndVariable
Cpnd Variable Local Compound Variable

			QUANT SIG MASS	RT	EXP RT	REL RT	RESPONSE	CONCENTRATIONS ON-COLUMN (ngs)	FINAL (ng)	REVIEW CODE
	1	dichlorodifluoromethane	85	Compound Not Detected.						
	2	chloromethane	50	Compound Not Detected.						
	3	vinyl chloride	62	Compound Not Detected.						
	4	bromomethane	94	Compound Not Detected.						
	5	chloroethane	64	Compound Not Detected.						
	6	trichlorofluoromethane	101	Compound Not Detected.						
	8	1,1,-dichloroethene	96	Compound Not Detected.						
	9	carbon disulfide	76	Compound Not Detected.						
	10	freon-113	101	Compound Not Detected.						
	13	methylene chloride	84	2.384	2.389	(0.556)	2114	2.56636	2.566(a)	
	14	acetone	43	2.435	2.439	(0.568)	10949	82.5303	82.530	
	15	trans-1,2-dichloroethene	96	Compound Not Detected.						
	16	methyl acetate	43	Compound Not Detected.						
	17	methyl tert butyl ether	73	Compound Not Detected.						
	21	1,1-dichloroethane	63	Compound Not Detected.						
	27	cis-1,2-dichloroethene	96	Compound Not Detected.						
	29	cyclohexane	56	Compound Not Detected.						
	30	bromochloromethane	128	Compound Not Detected.						
	31	chloroform	83	Compound Not Detected.						
	32	carbontetrachloride	117	Compound Not Detected.						
$	35	dibromofluoromethane	113	3.668	3.673	(0.855)	34438	99.7111	99.711	
	36	1,1,1-trichloroethane	97	Compound Not Detected.						
	38	2-butanone	43	3.783	3.788	(0.882)	2193	8.70441	8.704(Q)	
	39	benzene	78	Compound Not Detected.						
$	40	1,2-dichloroethane-d4	65	4.069	4.073	(0.948)	40035	105.321	105.320	
	42	1,2-dichloroethane	62	Compound Not Detected.						
*	43	flourobenzene	96	4.290	4.294	(1.000)	140163	100.000		
	45	methyl cyclohexane	83	Compound Not Detected.						

	Compounds	QUANT SIG MASS	RT	EXP RT	REL RT	RESPONSE	CONCENTRATIONS ON-COLUMN (ngs)	CONCENTRATIONS FINAL (ng)	REVIEW CODE
	46 trichloroethene	95	Compound Not Detected.						
	48 1,2-dichloropropane	63	Compound Not Detected.						
	49 bromodichloromethane	83	Compound Not Detected.						
	50 1,4-Dioxane	88	Compound Not Detected.						
	52 cis-1,3-dichloropropene	75	Compound Not Detected.						
$	53 toluene-d8	98	5.609	5.615	(0.798)	154014	97.7176	97.717	
	54 toluene	92	5.652	5.659	(0.805)	10785	4.27084	4.270(a)	
	55 tetrachloroethene	166	Compound Not Detected.						
	56 4-methyl-2-pentanone	58	Compound Not Detected.						
	57 trans-1,3-dichloropropene	75	Compound Not Detected.						
	58 1,1,2-trichloroethane	83	Compound Not Detected.						
	60 chlorodibromomethane	129	Compound Not Detected.						
	62 1,2-dibromoethane	107	Compound Not Detected.						
	63 2-hexanone	43	Compound Not Detected.						
*	64 chlorobenzene-d5	117	7.025	7.025	(1.000)	121951	100.000		
	65 chlorobenzene	112	Compound Not Detected.						
	66 ethyl benzene	91	Compound Not Detected.						
	69 p/m xylene	106	Compound Not Detected.						
	70 o xylene	106	Compound Not Detected.						
	71 bromoform	173	Compound Not Detected.						
	72 styrene	104	Compound Not Detected.						
	73 isopropylbenzene	105	Compound Not Detected.						
$	74 4-bromofluorobenzene	95	8.248	8.248	(0.875)	58936	110.714	110.713	
	78 1,1,2,2,-tetrachloroethane	83	Compound Not Detected.						
	89 1,3-dichlorobenzene	146	Compound Not Detected.						
*	90 1,4-dichlorobenzene-d4	152	9.426	9.426	(1.000)	57903	100.000		
	91 1,4-dichlorobenzene	146	Compound Not Detected.						
	94 1,2-dichlorobenzene	146	Compound Not Detected.						
	96 1,2-dibromo-3-chloropropane	75	Compound Not Detected.						
	98 1,2,4-trichlorobenzene	180	Compound Not Detected.						
	101 1,2,3-trichlorobenzene	180	Compound Not Detected.						

QC Flag Legend

a - Target compound detected but, quantitated amount
Below Limit Of Quantitation(BLOQ).
Q - Qualifier signal failed the ratio test.

Alpha Analytical Labs

gc/ms voa - Jack

Data file : \\orgserv2\ff\chem\GCMSVOA\Jack.i\140904con1.b\0904A25.D
Lab Smp Id:
Inj Date : 04-SEP-2014 11:38
Operator : mm Inst ID: Jack.i
Smp Info : l1419791-01,31,10,,a
Misc Info : wg719194,ical9943
Comment :
Method : \\orgserv2\ff\chem\GCMSVOA\Jack.i\140904con1.b\liquid8260Bcon1.m
Meth Date : 04-Sep-2014 08:05 mmay Quant Type: ISTD
Cal Date : 03-AUG-2014 15:43 Cal File: 0801A23.D
Als bottle: 13
Dil Factor: 1.00000
Integrator: HP RTE Compound Sublist: NJTCL.sub
Target Version: 4.12
Processing Host: A1VOA1

- NO TENTATIVELY IDENTIFIED COMPOUNDS -

Alpha Analytical Labs

INTERNAL STANDARD COMPOUNDS
AREA AND RT SUMMARY

Instrument ID: Jack.i Calibration Date: 04-SEP-2014
Lab File ID: 0904A25.D Calibration Time: 05:07
Lab Smp Id:
Analysis Type: VOA Level: HIGH
Quant Type: ISTD Sample Type: WATER
Operator: mm
Method File: \\orgserv2\ff\chem\GCMSVOA\Jack.i\140904con1.b\liquid8260Bcon1.m
Misc Info: wg719194,ical9943

Test Mode:
Use Last Continuing Calibrator.
If Continuing Cal. use Initial Cal. Level 3

		AREA LIMIT			
COMPOUND	STANDARD	LOWER	UPPER	SAMPLE	%DIFF
43 flourobenzene	145134	72567	290268	140163	-3.43
64 chlorobenzene-d5	126031	63016	252062	121951	-3.24
90 1,4-dichlorobenze	67234	33617	134468	57903	-13.88

		RT LIMIT			
COMPOUND	STANDARD	LOWER	UPPER	SAMPLE	%DIFF
43 flourobenzene	4.29	3.79	4.79	4.29	-0.11
64 chlorobenzene-d5	7.03	6.53	7.53	7.03	-0.00
90 1,4-dichlorobenze	9.43	8.93	9.93	9.43	-0.00

AREA UPPER LIMIT = +100% of internal standard area.
AREA LOWER LIMIT = - 50% of internal standard area.
RT UPPER LIMIT = + 0.50 minutes of internal standard RT.
RT LOWER LIMIT = - 0.50 minutes of internal standard RT.

Alpha Analytical Labs

RECOVERY REPORT

Client Name: Client SDG: SDGa00307
Sample Matrix: LIQUID Fraction: VOA
Lab Smp Id:
Level: HIGH Operator: mm
Data Type: MS DATA SampleType: SAMPLE
SpikeList File: curve.spk Quant Type: ISTD
Sublist File: NJTCL.sub
Method File: \\orgserv2\ff\chem\GCMSVOA\Jack.i\140904con1.b\liquid8260Bcon1.m
Misc Info: wg719194,ical9943

SURROGATE COMPOUND	AMOUNT ADDED ngs	AMOUNT RECOVERED ngs	% RECOVERED	LIMITS
$ 35 dibromofluorometha	100.000	99.711	99.71	70-130
$ 40 1,2-dichloroethane	100.000	105.320	105.32	70-130
$ 53 toluene-d8	100.000	97.717	97.72	70-130
$ 74 4-bromofluorobenze	100.000	110.713	110.71	70-130

Data File: \\orgserv2\ff\chem\GCMSVOA\Jack.i\140904con1.b\0904A25.D
Date : 04-SEP-2014 11:38
Client ID:
Instrument: Jack.i
Sample Info: 11419791-01,31,10,,a
Purge Volume: 10.0
Operator: mm
Column phase:
Column diameter: 0.18

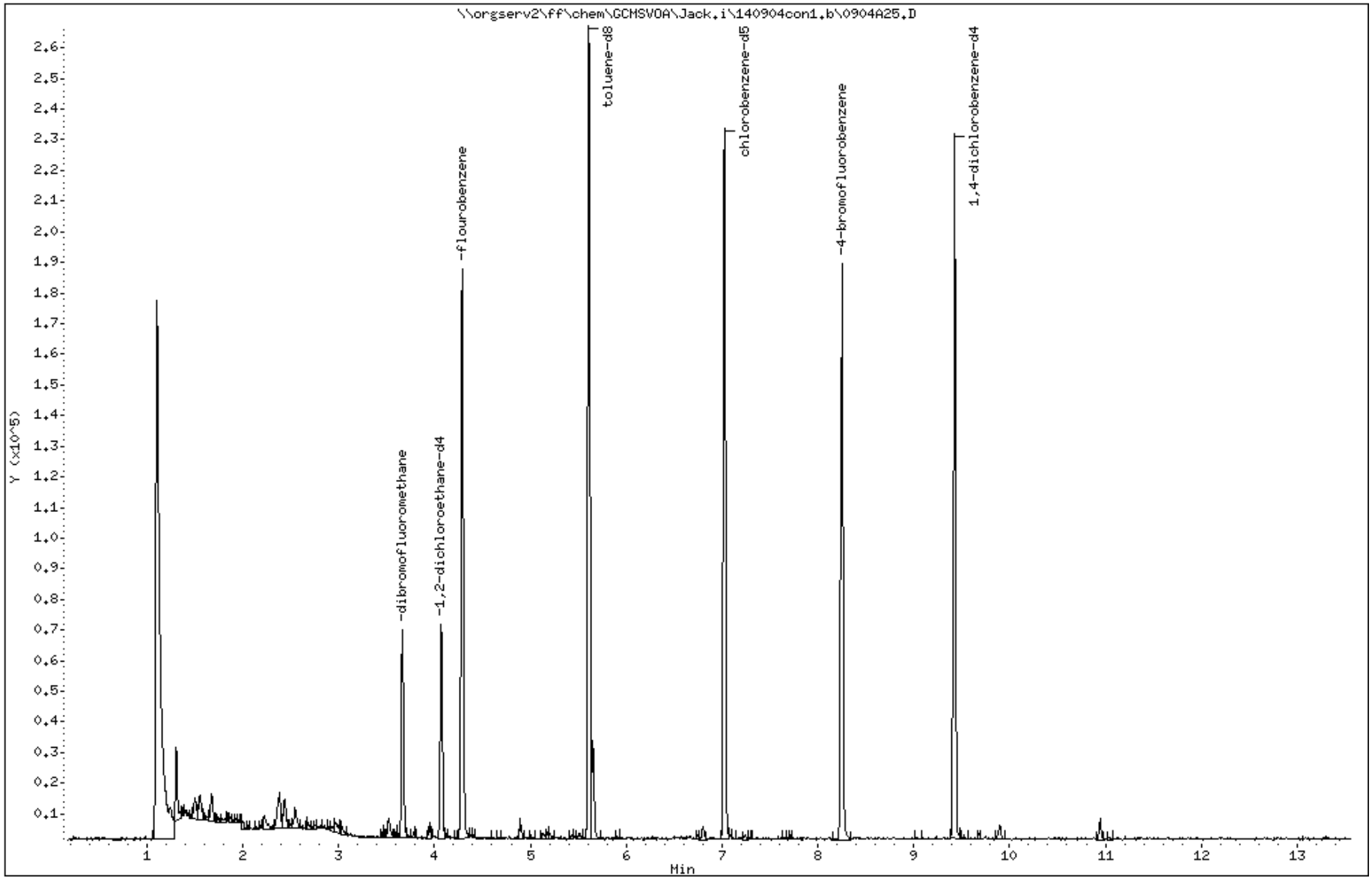

Data File: \\orgserv2\ff\chem\GCMSVOA\Jack.i\140904con1.b\0904A25.D

Date : 04-SEP-2014 11:38

Client ID:

Instrument: Jack.i

Sample Info: l1419791-01,31,10,,a

Purge Volume: 10.0

Operator: mm

Column phase:

Column diameter: 0.18

13 methylene chloride

Concentration: 2.566 ng

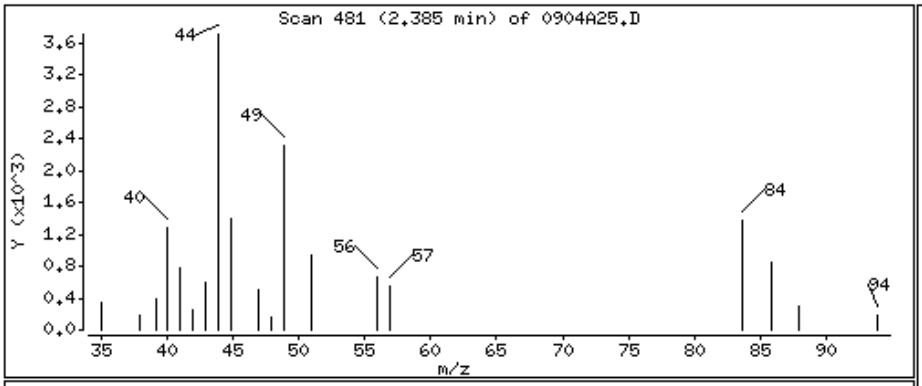

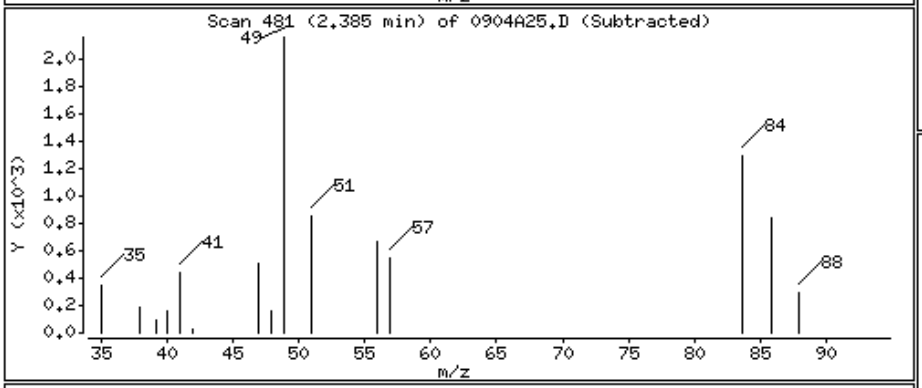

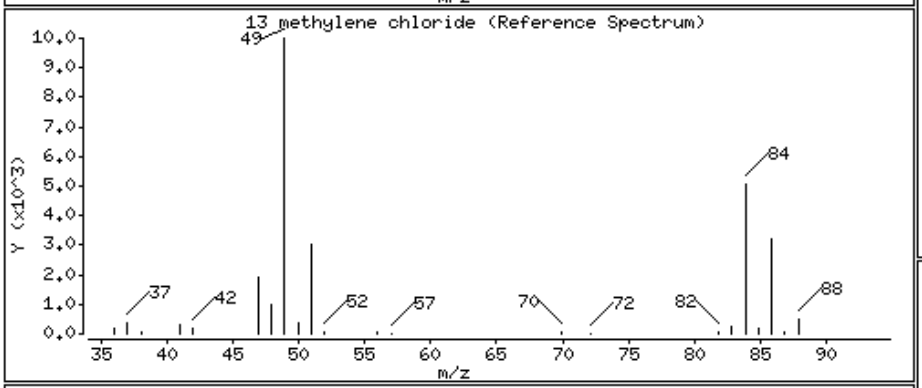

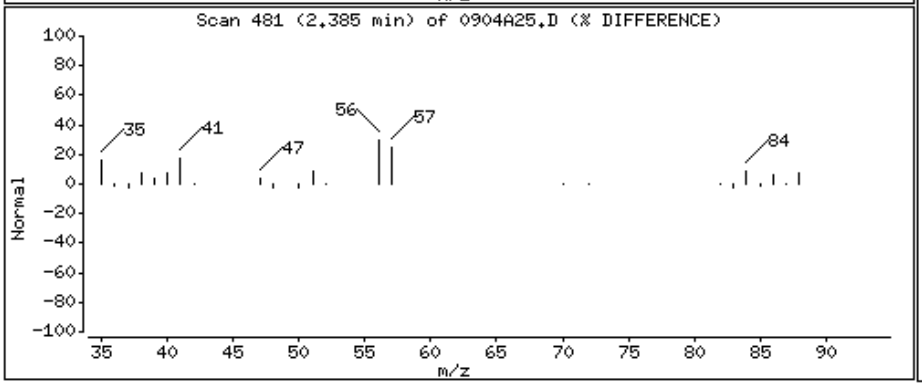

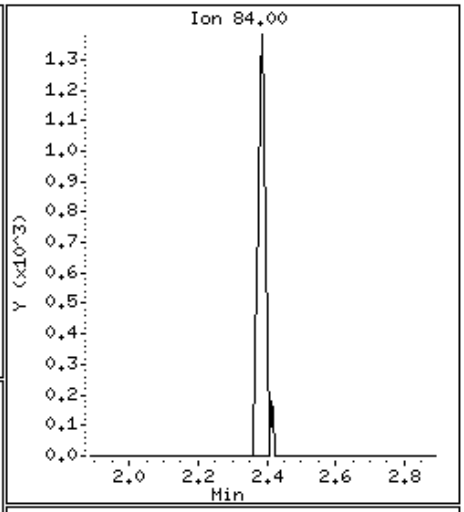

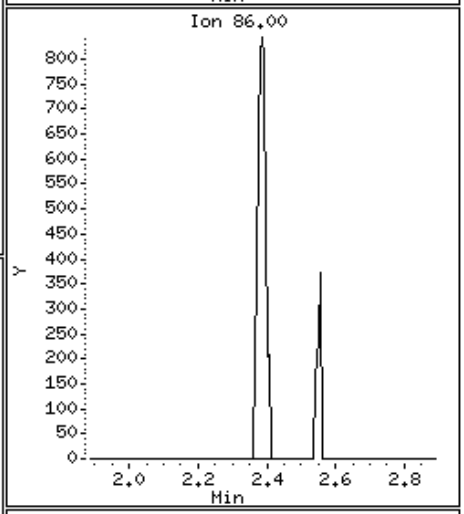

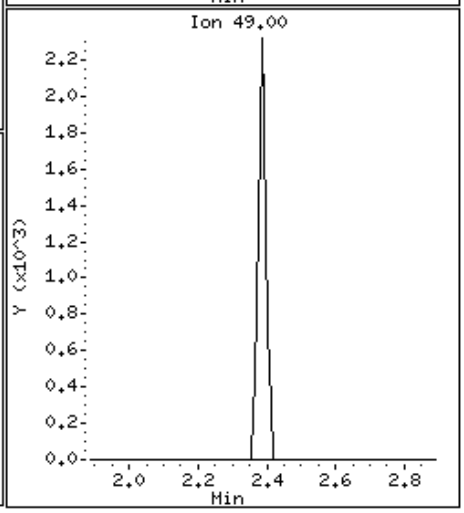

Data File: \\orgserv2\ff\chem\GCMSVOA\Jack.i\140904con1.b\0904A25.D

Date : 04-SEP-2014 11:38

Client ID:

Instrument: Jack.i

Sample Info: 11419791-01,31,10,,a

Purge Volume: 10.0

Operator: mm

Column phase:

Column diameter: 0.18

14 acetone

Concentration: 82.530 ng

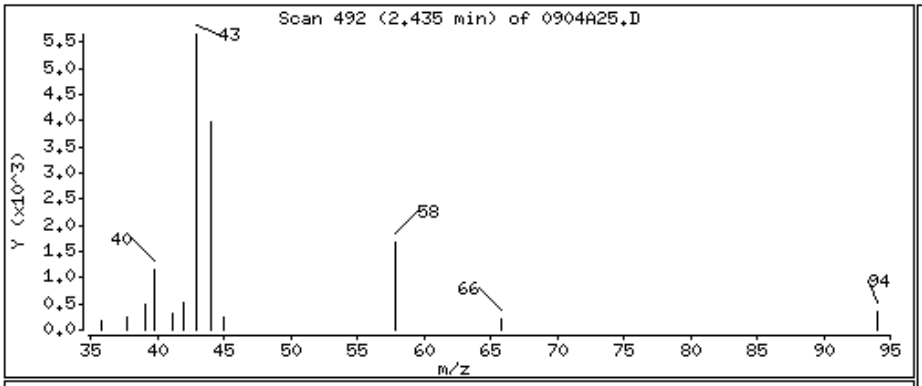

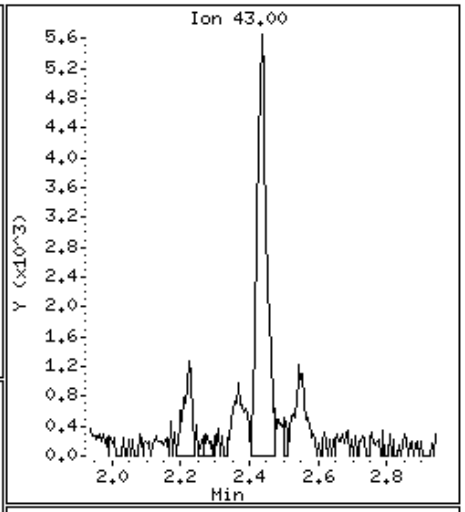

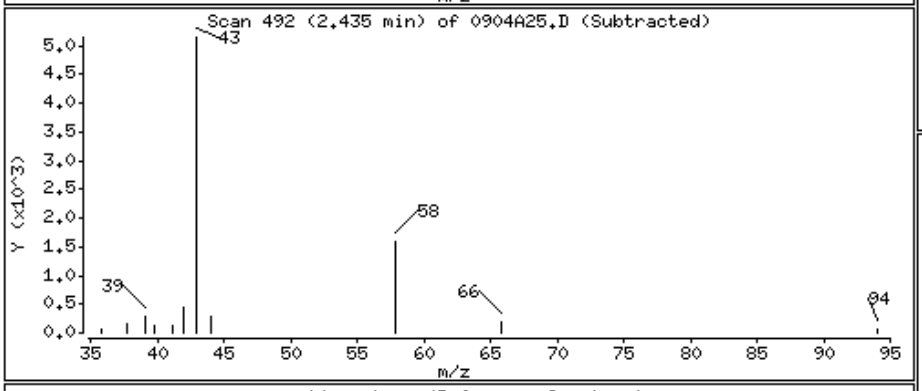

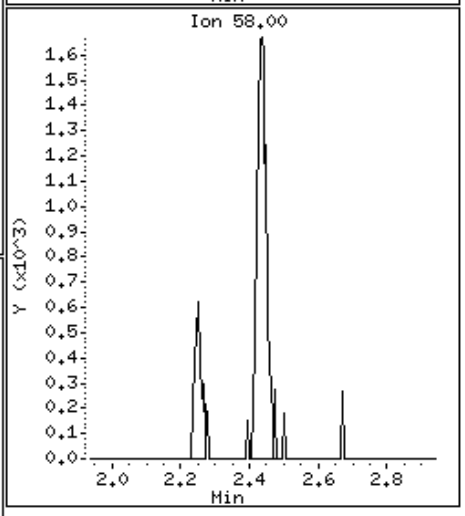

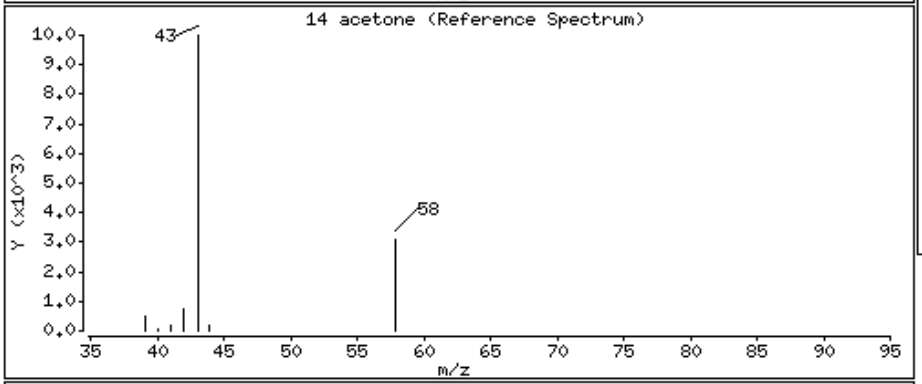

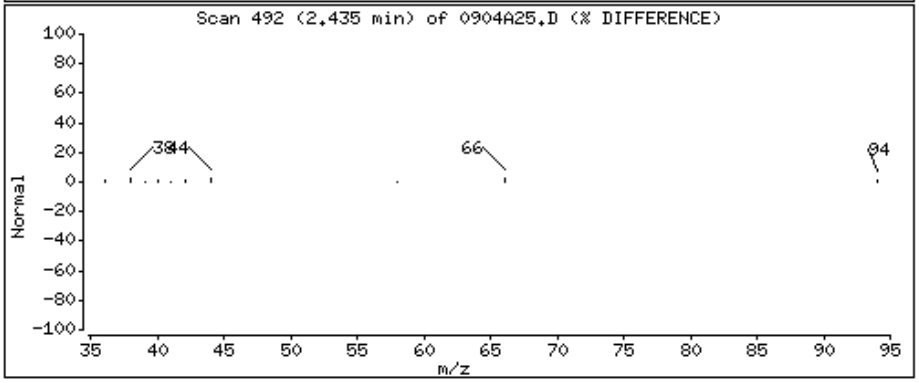

Data File: \\orgserv2\ff\chem\GCMSVOA\Jack.i\140904con1.b\0904A25.D

Date : 04-SEP-2014 11:38

Client ID:

Instrument: Jack.i

Sample Info: l1419791-01,31,10,,a

Purge Volume: 10.0

Operator: mm

Column phase:

Column diameter: 0.18

38 2-butanone

Concentration: 8.704 ng

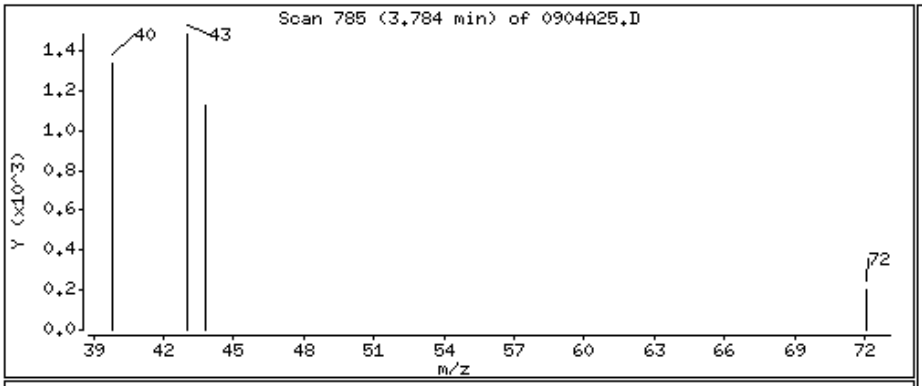

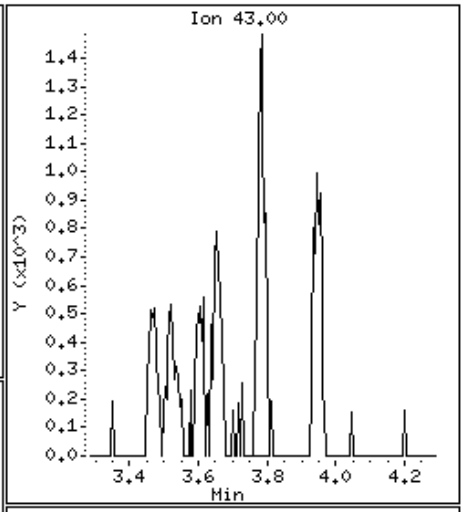

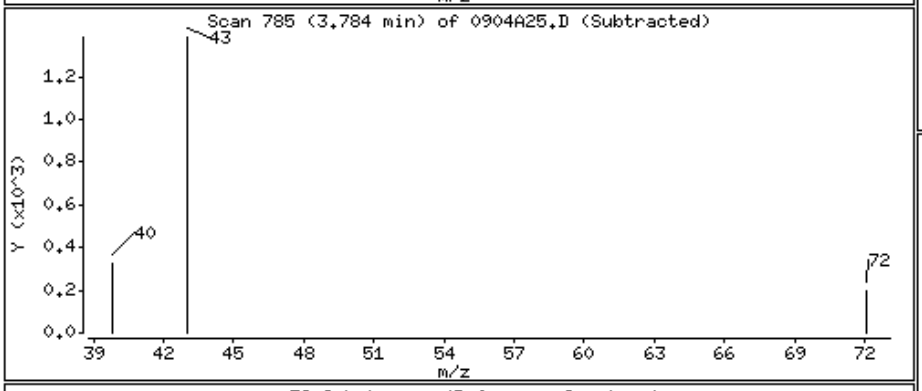

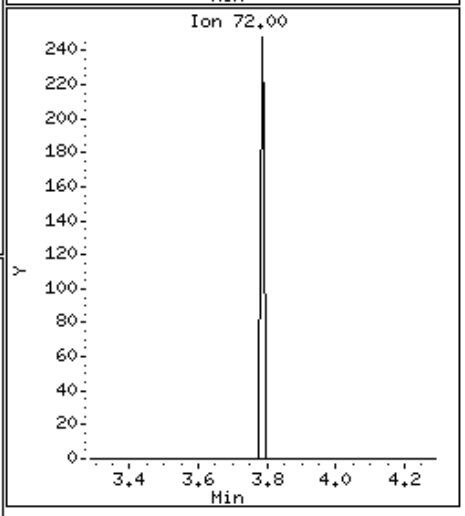

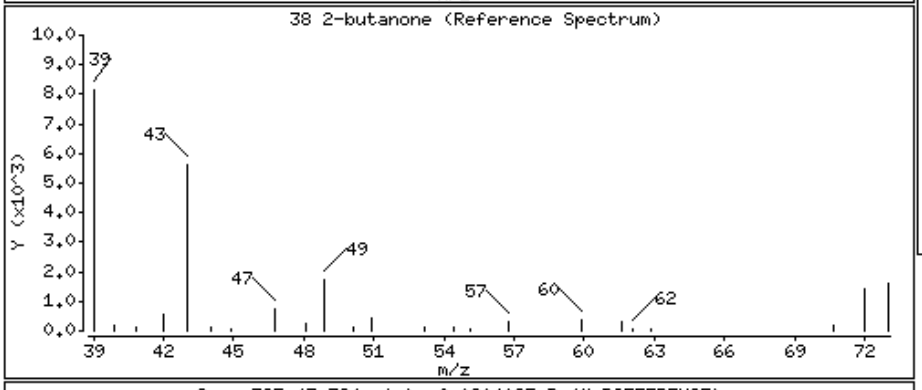

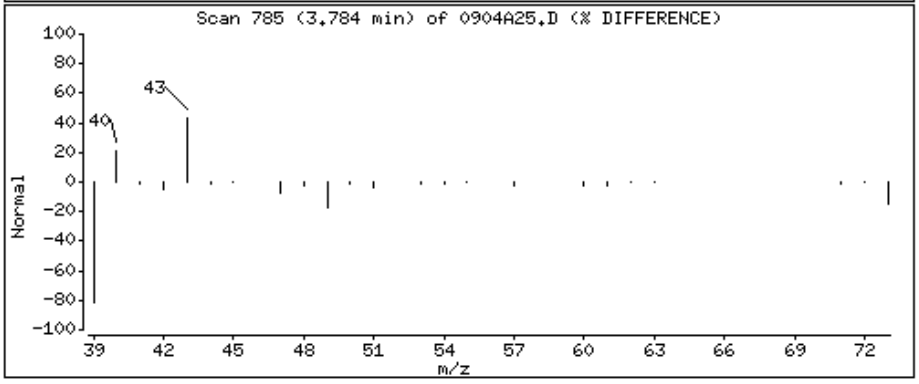

Data File: \\orgserv2\ff\chem\GCMSVOA\Jack.i\140904con1.b\0904A25.D

Date : 04-SEP-2014 11:38

Client ID:

Instrument: Jack.i

Sample Info: 11419791-01,31,10,,a

Purge Volume: 10.0

Operator: mm

Column phase:

Column diameter: 0.18

54 toluene

Concentration: 4.270 ng

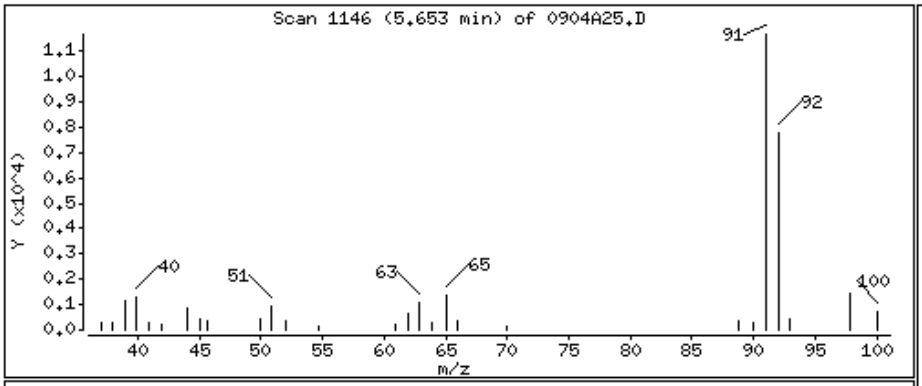

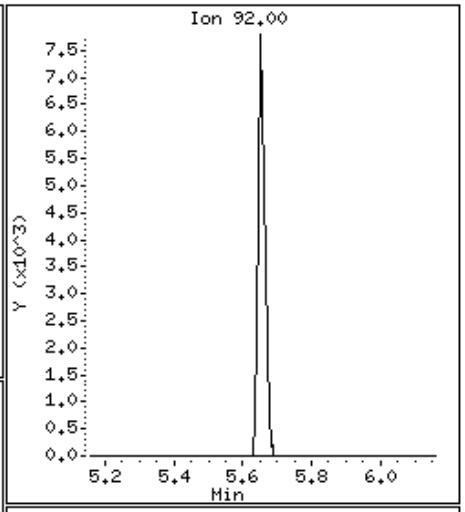

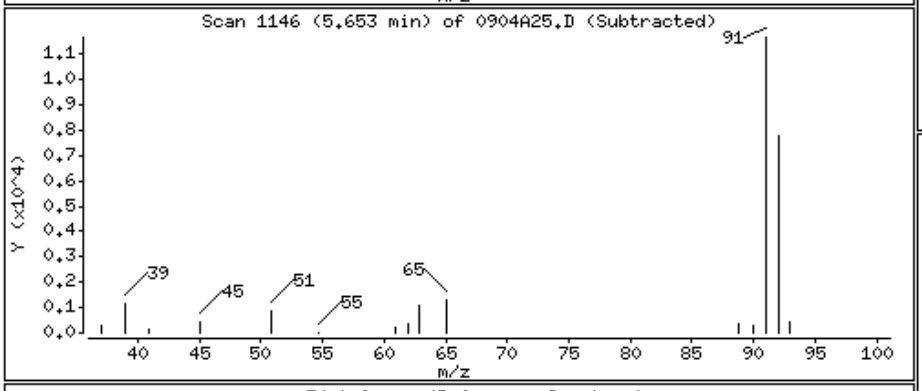

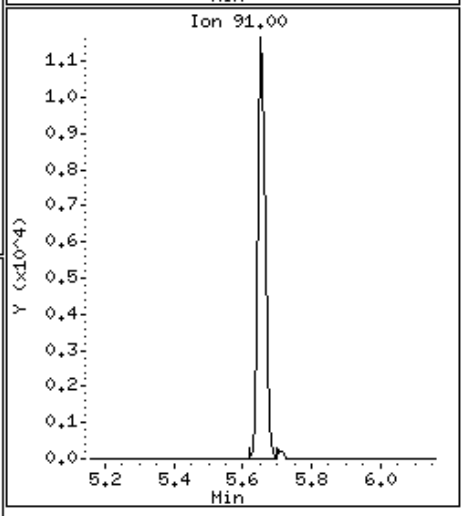

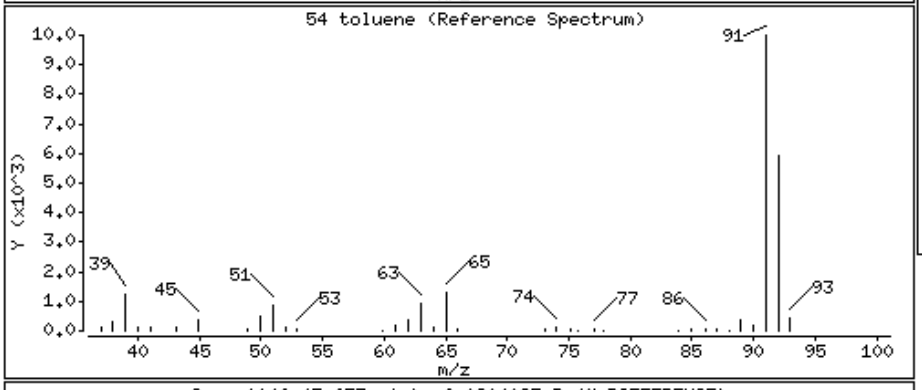

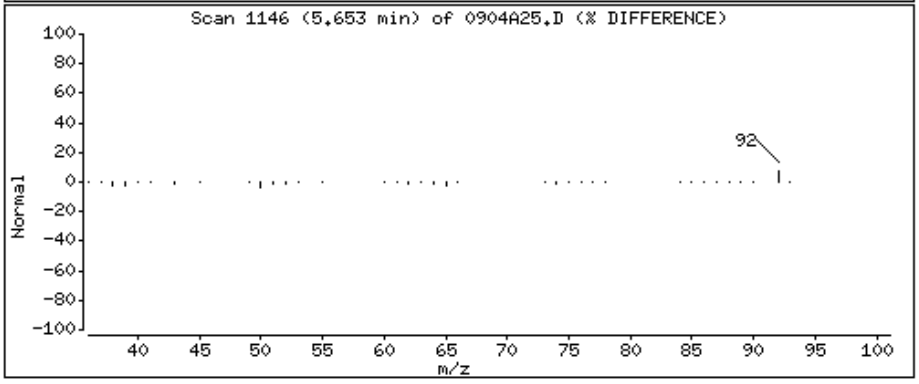

Method Blank
Raw Data

Alpha Analytical Labs

gc/ms voa - Jack

Data file : \\orgserv2\ff\chem\GCMSVOA\Jack.i\140904con1.b\0904A07.D
Lab Smp Id:
Inj Date : 04-SEP-2014 06:45
Operator : mm Inst ID: Jack.i
Smp Info : wg719194-3,31,10
Misc Info : wg719194,ical9943
Comment :
Method : \\orgserv2\ff\chem\GCMSVOA\Jack.i\140904con1.b\liquid8260Bcon1.m
Meth Date : 04-Sep-2014 08:05 mmay Quant Type: ISTD
Cal Date : 03-AUG-2014 15:43 Cal File: 0801A23.D
Als bottle: 4
Dil Factor: 1.00000
Integrator: HP RTE Compound Sublist: curve.sub
Target Version: 4.12
Processing Host: A1VOA1

Concentration Formula: Amt * DF * CpndVariable
Cpnd Variable Local Compound Variable

	Compounds	QUANT SIG MASS	RT	EXP RT	REL RT	RESPONSE	CONCENTRATIONS ON-COLUMN (ngs)	FINAL (ng)	REVIEW CODE
1	dichlorodifluoromethane	85	Compound Not Detected.						
2	chloromethane	50	Compound Not Detected.						
3	vinyl chloride	62	Compound Not Detected.						
4	bromomethane	94	Compound Not Detected.						
5	chloroethane	64	Compound Not Detected.						
6	trichlorofluoromethane	101	Compound Not Detected.						
7	ethyl ether	74	Compound Not Detected.						
8	1,1,-dichloroethene	96	Compound Not Detected.						
9	carbon disulfide	76	Compound Not Detected.						
10	freon-113	101	Compound Not Detected.						
11	iodomethane	142	Compound Not Detected.						
12	acrolein	56	Compound Not Detected.						
13	methylene chloride	84	Compound Not Detected.						
14	acetone	43	Compound Not Detected.						
15	trans-1,2-dichloroethene	96	Compound Not Detected.						
16	Methyl Acetate	43	Compound Not Detected.						
17	methyl tert butyl ether	73	Compound Not Detected.						
19	Tert-Butyl Alcohol	59	Compound Not Detected.						
20	Diisopropyl Ether	45	Compound Not Detected.						
21	1,1-dichloroethane	63	Compound Not Detected.						
24	acrylonitrile	53	Compound Not Detected.						
23	Halothane	117	Compound Not Detected.						
25	Ethyl-Tert-Butyl-Ether	59	Compound Not Detected.						
26	vinyl acetate	43	Compound Not Detected.						
27	cis-1,2-dichloroethene	96	Compound Not Detected.						
28	2,2-dichloropropane	77	Compound Not Detected.						
29	Cyclohexane	56	Compound Not Detected.						
30	bromochloromethane	128	Compound Not Detected.						

		Compounds	QUANT SIG MASS	RT	EXP RT	REL RT	RESPONSE	CONCENTRATIONS ON-COLUMN (ngs)	CONCENTRATIONS FINAL (ng)	REVIEW CODE
	31	chloroform	83	Compound Not Detected.						
	32	carbontetrachloride	117	Compound Not Detected.						
	33	Ethyl Acetate	43	Compound Not Detected.						
	34	tetrahydrofuran	42	Compound Not Detected.						
$	35	dibromofluoromethane	113	3.668	3.673	(0.855)	35990	101.799	101.799	
	36	1,1,1-trichloroethane	97	Compound Not Detected.						
	37	1,1-dichloropropene	75	Compound Not Detected.						
	38	2-butanone	43	Compound Not Detected.						
	39	benzene	78	Compound Not Detected.						
$	40	1,2-dichloroethane-d4	65	4.069	4.073	(0.949)	38815	99.7539	99.753	
	41	Tertiary-Amyl Methyl Ether	73	Compound Not Detected.						
	42	1,2-dichloroethane	62	Compound Not Detected.						
*	43	flourobenzene	96	4.290	4.294	(1.000)	143475	100.000		
	45	methyl cyclohexane	83	Compound Not Detected.						
	46	trichloroethene	95	Compound Not Detected.						
	47	dibromomethane	93	Compound Not Detected.						
	48	1,2-dichloropropane	63	Compound Not Detected.						
	49	bromodichloromethane	83	Compound Not Detected.						
	50	1,4-Dioxane	88	Compound Not Detected.						
	51	2-Chloroethylvinyl ether	63	Compound Not Detected.						
	52	cis-1,3-dichloropropene	75	Compound Not Detected.						
$	53	toluene-d8	98	5.609	5.615	(0.798)	155920	98.3631	98.363	
	54	toluene	92	Compound Not Detected.						
	55	tetrachloroethene	166	Compound Not Detected.						
	56	4-methyl-2-pentanone	58	Compound Not Detected.						
	57	trans-1,3-dichloropropene	75	Compound Not Detected.						
	58	1,1,2-trichloroethane	83	Compound Not Detected.						
	59	ethyl-methacrylate	69	Compound Not Detected.						
	60	chlorodibromomethane	129	Compound Not Detected.						
	61	1,3-dichloropropane	76	Compound Not Detected.						
	62	1,2-dibromoethane	107	Compound Not Detected.						
	63	2-hexanone	43	Compound Not Detected.						
*	64	chlorobenzene-d5	117	7.025	7.025	(1.000)	122650	100.000		
	65	chlorobenzene	112	Compound Not Detected.						
	66	ethyl benzene	91	Compound Not Detected.						
	67	1,1,1,2-tetrachloroethane	131	Compound Not Detected.						
	69	p/m xylene	106	Compound Not Detected.						
	70	o xylene	106	Compound Not Detected.						
	71	bromoform	173	Compound Not Detected.						
	72	styrene	104	Compound Not Detected.						
	73	isopropylbenzene	105	Compound Not Detected.						
$	74	4-bromofluorobenzene	95	8.248	8.248	(0.875)	57217	107.059	107.059	
	75	bromobenzene	156	Compound Not Detected.						
	76	n-propylbenzene	91	Compound Not Detected.						
	77	1,4-dichloro-2-butene	55	Compound Not Detected.						
	78	1,1,2,2,-tetrachloroethane	83	Compound Not Detected.						
	79	4-ethyltoluene	105	Compound Not Detected.						
	80	2-chlorotoluene	91	Compound Not Detected.						
	81	1,2,3-trichloropropane	75	Compound Not Detected.						
	82	1,3,5-trimethybenzene	105	Compound Not Detected.						
	83	trans-1,4-dichloro-2-butene	53	Compound Not Detected.						
	84	4-chorotoluene	91	Compound Not Detected.						
	85	tert-butylbenzene	119	Compound Not Detected.						
	86	1,2,4-trimethylbenzene	105	Compound Not Detected.						

	Compounds	QUANT SIG MASS	RT	EXP RT	REL RT	RESPONSE	CONCENTRATIONS ON-COLUMN (ngs)	CONCENTRATIONS FINAL (ng)	REVIEW CODE
87	sec-butylbenzene	105	Compound Not Detected.						
88	p-isopropyltoluene	119	Compound Not Detected.						
89	1,3-dichlorobenzene	146	Compound Not Detected.						
* 90	1,4-dichlorobenzene-d4	152	9.426	9.426	(1.000)	58133	100.000		
91	1,4-dichlorobenzene	146	Compound Not Detected.						
92	p-Diethylbenzene	119	Compound Not Detected.						
93	n-butylbenzene	91	Compound Not Detected.						
94	1,2-dichlorobenzene	146	Compound Not Detected.						
95	1,2,4,5-tetramethylbenzene	119	Compound Not Detected.						
96	1,2-dibromo-3-chloropropane	75	Compound Not Detected.						
97	1,3,5-Trichlorobenzene	180	Compound Not Detected.						
99	hexachlorobutadiene	225	Compound Not Detected.						
98	1,2,4-trichlorobenzene	180	Compound Not Detected.						
100	naphthalene	128	Compound Not Detected.						
101	1,2,3-trichlorobenzene	180	Compound Not Detected.						

Alpha Analytical Labs

gc/ms voa - Jack

Data file : \\orgserv2\ff\chem\GCMSVOA\Jack.i\140904con1.b\0904A07.D
Lab Smp Id:
Inj Date : 04-SEP-2014 06:45
Operator : mm Inst ID: Jack.i
Smp Info : wg719194-3,31,10
Misc Info : wg719194,ical9943
Comment :
Method : \\orgserv2\ff\chem\GCMSVOA\Jack.i\140904con1.b\liquid8260Bcon1.m
Meth Date : 04-Sep-2014 08:05 mmay Quant Type: ISTD
Cal Date : 03-AUG-2014 15:43 Cal File: 0801A23.D
Als bottle: 4
Dil Factor: 1.00000
Integrator: HP RTE Compound Sublist: curve.sub
Target Version: 4.12
Processing Host: A1VOA1

- NO TENTATIVELY IDENTIFIED COMPOUNDS -

Alpha Analytical Labs

INTERNAL STANDARD COMPOUNDS
AREA AND RT SUMMARY

Instrument ID: Jack.i Calibration Date: 04-SEP-2014
Lab File ID: 0904A07.D Calibration Time: 05:07
Lab Smp Id:
Analysis Type: VOA Level: HIGH
Quant Type: ISTD Sample Type: WATER
Operator: mm
Method File: \\orgserv2\ff\chem\GCMSVOA\Jack.i\140904con1.b\liquid8260Bcon1.m
Misc Info: wg719194,ical9943

Test Mode:
Use Last Continuing Calibrator.
If Continuing Cal. use Initial Cal. Level 3

		AREA LIMIT			
COMPOUND	STANDARD	LOWER	UPPER	SAMPLE	%DIFF
43 flourobenzene	145134	72567	290268	143475	-1.14
64 chlorobenzene-d5	126031	63016	252062	122650	-2.68
90 1,4-dichlorobenze	67234	33617	134468	58133	-13.54

		RT LIMIT			
COMPOUND	STANDARD	LOWER	UPPER	SAMPLE	%DIFF
43 flourobenzene	4.29	3.79	4.79	4.29	-0.11
64 chlorobenzene-d5	7.03	6.53	7.53	7.03	0.00
90 1,4-dichlorobenze	9.43	8.93	9.93	9.43	0.00

AREA UPPER LIMIT = +100% of internal standard area.
AREA LOWER LIMIT = - 50% of internal standard area.
RT UPPER LIMIT = + 0.50 minutes of internal standard RT.
RT LOWER LIMIT = - 0.50 minutes of internal standard RT.

Alpha Analytical Labs

RECOVERY REPORT

Client Name: Client SDG: SDGa00307
Sample Matrix: LIQUID Fraction: VOA
Lab Smp Id:
Level: HIGH Operator: mm
Data Type: MS DATA SampleType: SAMPLE
SpikeList File: curve.spk Quant Type: ISTD
Sublist File: curve.sub
Method File: \\orgserv2\ff\chem\GCMSVOA\Jack.i\140904con1.b\liquid8260Bcon1.m
Misc Info: wg719194,ical9943

SURROGATE COMPOUND	AMOUNT ADDED ngs	AMOUNT RECOVERED ngs	% RECOVERED	LIMITS
$ 35 dibromofluorometha	100.000	101.799	101.80	70-130
$ 40 1,2-dichloroethane	100.000	99.753	99.75	70-130
$ 53 toluene-d8	100.000	98.363	98.36	70-130
$ 74 4-bromofluorobenze	100.000	107.059	107.06	70-130

Data File: \\orgserv2\ff\chem\GCMSVOA\Jack.i\140904con1.b\0904A07.D
Date : 04-SEP-2014 06:45
Client ID:
Sample Info: wg719194-3,31,10
Purge Volume: 10.0
Column phase:

Instrument: Jack.i
Operator: mm
Column diameter: 0.18

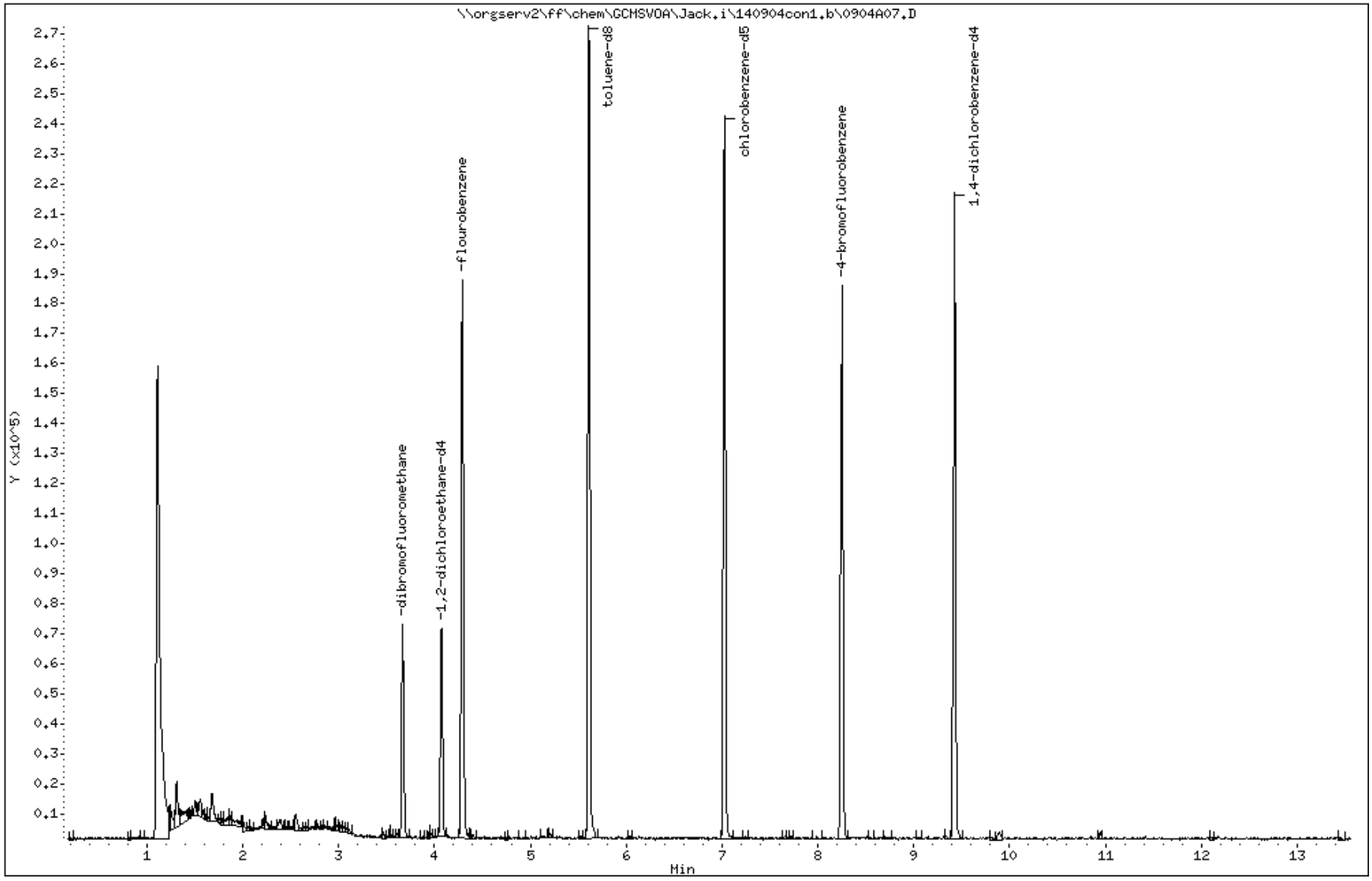

ALPHA ANALYTICAL

World Class Chemistry

www.alphalab.com



Lab Number: L1421110

Client: Tetra Tech GEO

ATTN: Steve Feldmann

Project Name: LOCKHEED-NORTH PLAINFIELD

Project Number: 117-0507.600.02

The original project report/data package is held by Alpha Analytical. This report/data package is paginated and should be reproduced only in its entirety. Alpha Analytical holds no responsibility for results and/or data that are not consistent with the original.

ANALYTICAL DATA PACKAGE FOR THE
NEW JERSEY DEPARTMENT OF ENVIRONMENTAL PROTECTION
TRENTON NEW JERSEY 08625

Agency/Division:	**Bureau/Office:**
Project No: 117-0507.600.02	**Contract No:**
Laboratory: Alpha Analytical	**Laboratory Location:** Westborough, Ma.
	Laboratory Phone Number: (508) 898-9220
SDG No: L1421110	**NJDEP Certification #:** MA935
Date of First Sample Receipt: 09/12/2014	**Date of Last Sample Receipt:** 09/12/2014

Agency Sample Number	Laboratory Sample Number	Sample Location	Date/Time of Collection
MW-1S	L1421110-01	LOCKHEED-NORTH PLAIN	09/11/2014 10:05
MW-1I	L1421110-02	LOCKHEED-NORTH PLAIN	09/11/2014 10:10
MW-2D	L1421110-03	LOCKHEED-NORTH PLAIN	09/11/2014 13:50
MW-2I	L1421110-04	LOCKHEED-NORTH PLAIN	09/11/2014 13:55
MW-3D	L1421110-05	LOCKHEED-NORTH PLAIN	09/11/2014 10:50
MW-501S	L1421110-06	LOCKHEED-NORTH PLAIN	09/11/2014 08:35
MW-501I	L1421110-07	LOCKHEED-NORTH PLAIN	09/11/2014 08:40
MW-502S	L1421110-08	LOCKHEED-NORTH PLAIN	09/11/2014 09:20
MW-502I	L1421110-09	LOCKHEED-NORTH PLAIN	09/11/2014 09:25
MW-503S	L1421110-10	LOCKHEED-NORTH PLAIN	09/11/2014 09:05
MW-503I	L1421110-11	LOCKHEED-NORTH PLAIN	09/11/2014 09:10
MW-505S	L1421110-12	LOCKHEED-NORTH PLAIN	09/11/2014 14:40
MW-505I	L1421110-13	LOCKHEED-NORTH PLAIN	09/11/2014 14:45
MW-506S	L1421110-14	LOCKHEED-NORTH PLAIN	09/11/2014 16:15
MW-506I	L1421110-15	LOCKHEED-NORTH PLAIN	09/11/2014 09:30
MW-507S	L1421110-16	LOCKHEED-NORTH PLAIN	09/11/2014 09:40
MW-507I	L1421110-17	LOCKHEED-NORTH PLAIN	09/11/2014 09:45
MW-508S	L1421110-18	LOCKHEED-NORTH PLAIN	09/11/2014 09:55
MW-508D	L1421110-19	LOCKHEED-NORTH PLAIN	09/11/2014 10:00
MW-532S	L1421110-20	LOCKHEED-NORTH PLAIN	09/11/2014 08:10
MW-532D	L1421110-21	LOCKHEED-NORTH PLAIN	09/11/2014 08:15

ANALYTICAL DATA PACKAGE FOR THE
NEW JERSEY DEPARTMENT OF ENVIRONMENTAL PROTECTION
TRENTON NEW JERSEY 08625

Agency/Division:	**Bureau/Office:**
Project No: 117-0507.600.02	**Contract No:**
Laboratory: Alpha Analytical	**Laboratory Location:** Westborough, Ma.
	Laboratory Phone Number: (508) 898-9220
SDG No: L1421110	**NJDEP Certification #:** MA935
Date of First Sample Receipt: 09/12/2014	**Date of Last Sample Receipt:** 09/12/2014

MW-544S	L1421110-22	LOCKHEED-NORTH PLAIN	09/11/2014 12:10
MW-544I	L1421110-23	LOCKHEED-NORTH PLAIN	09/11/2014 12:15
MW-544D	L1421110-24	LOCKHEED-NORTH PLAIN	09/11/2014 12:20
MW-545S	L1421110-25	LOCKHEED-NORTH PLAIN	09/11/2014 11:35
MW-545I	L1421110-26	LOCKHEED-NORTH PLAIN	09/11/2014 11:40
MW-545D	L1421110-27	LOCKHEED-NORTH PLAIN	09/11/2014 11:45
MW-546S	L1421110-28	LOCKHEED-NORTH PLAIN	09/11/2014 10:30
MW-546I	L1421110-29	LOCKHEED-NORTH PLAIN	09/11/2014 10:35
MW-546D	L1421110-30	LOCKHEED-NORTH PLAIN	09/11/2014 10:40
MW-547S	L1421110-31	LOCKHEED-NORTH PLAIN	09/11/2014 14:05
MW-547I	L1421110-32	LOCKHEED-NORTH PLAIN	09/11/2014 14:10
MW-547D	L1421110-33	LOCKHEED-NORTH PLAIN	09/11/2014 14:15
MW-549S	L1421110-34	LOCKHEED-NORTH PLAIN	09/11/2014 07:50
MW-549I	L1421110-35	LOCKHEED-NORTH PLAIN	09/11/2014 08:00
MW-550S	L1421110-36	LOCKHEED-NORTH PLAIN	09/11/2014 08:50
PZ-521S	L1421110-37	LOCKHEED-NORTH PLAIN	09/11/2014 14:25
PZ-521I	L1421110-38	LOCKHEED-NORTH PLAIN	09/11/2014 14:30
PZ-522S	L1421110-39	LOCKHEED-NORTH PLAIN	09/11/2014 12:35
PZ-522I	L1421110-40	LOCKHEED-NORTH PLAIN	09/11/2014 12:40
PZ-522D	L1421110-41	LOCKHEED-NORTH PLAIN	09/11/2014 12:45
PZ-524S	L1421110-42	LOCKHEED-NORTH PLAIN	09/11/2014 11:50

ANALYTICAL DATA PACKAGE FOR THE
NEW JERSEY DEPARTMENT OF ENVIRONMENTAL PROTECTION
TRENTON NEW JERSEY 08625

Agency/Division:	**Bureau/Office:**
Project No: 117-0507.600.02	**Contract No:**
Laboratory: Alpha Analytical	**Laboratory Location:** Westborough, Ma.
	Laboratory Phone Number: (508) 898-9220
SDG No: L1421110	**NJDEP Certification #:** MA935
Date of First Sample Receipt: 09/12/2014	**Date of Last Sample Receipt:** 09/12/2014

PZ-524I	L1421110-43	LOCKHEED-NORTH PLAIN	09/11/2014 11:55
PZ-524D	L1421110-44	LOCKHEED-NORTH PLAIN	09/11/2014 12:00
MW-550I	L1421110-45	LOCKHEED-NORTH PLAIN	09/11/2014 15:55
SW-1	L1421110-46	LOCKHEED-NORTH PLAIN	09/11/2014 15:05
SW-2	L1421110-47	LOCKHEED-NORTH PLAIN	09/11/2014 15:20
SW-3	L1421110-48	LOCKHEED-NORTH PLAIN	09/11/2014 15:30
SW-4	L1421110-49	LOCKHEED-NORTH PLAIN	09/11/2014 15:45
DUP-01	L1421110-50	LOCKHEED-NORTH PLAIN	09/11/2014 00:00
DUP-02	L1421110-51	LOCKHEED-NORTH PLAIN	09/11/2014 00:00
DUP-03	L1421110-52	LOCKHEED-NORTH PLAIN	09/11/2014 00:00
DUP-04	L1421110-53	LOCKHEED-NORTH PLAIN	09/11/2014 00:00
DUP-05	L1421110-54	LOCKHEED-NORTH PLAIN	09/11/2014 00:00
DUP-06	L1421110-55	LOCKHEED-NORTH PLAIN	09/11/2014 00:00
FB-091114	L1421110-56	LOCKHEED-NORTH PLAIN	09/11/2014 16:10
TB-091114	L1421110-57	LOCKHEED-NORTH PLAIN	09/10/2014 00:00

I certify that this data package is in compliance with the terms and conditions of this contract, both technically and for completeness, for other than the conditions detailed above. Release of the data contained in this hardcopy data package and in the computer-readable data submitted on disk or electronically has been authorized by the laboratory director or his/her designee, as verified by the following signature.

Technical Director/Representative (Typed)	Kelly Stenstrom	09/22/14
Technical Director/Representative (Signature)	 Kelly Stenstrom	

Table of Contents

New Jersey Reduced Data Deliverable Package 1
- Title Page 2
- Table of Contents 5
- Chain of Custody 8
  - External Chain of Custody 9
  - Lims COC (LN01) 16
  - Sample Receipt Tracking Report 28
- Methodology Review 52
  - Method References 53
- Laboratory Chronicle 54
  - Sample Receipt and Container Information 55
- NJ DEP DKQP Summary Questionnaire 61
  - DKQP Summary Questionnaire 62
- Conformance/Non-Conformance (Reliability) Summary 63
  - Conformance/Non-Conformance (Reliability) Report 64
- Glossary 66
  - Glossary Report 67
- Organics Analysis 69
  - GCMS 8260 Analysis 70
    - Sample Results Summary 71
      - Form 1 - Organics 72
    - Tune Results Summary 328
      - Form 5 - Organics 329
    - Blank Results Summary 340
      - Form 4 - Organics 341
    - Standards Data Summary 348
      - Form 6 - Organics 349
      - Form 7 - Organics 402
    - Surrogate Summary 423
      - Form 2 - Organics 424
    - Batch QC Summary 427
      - Form 3 - Organics 428
    - Internal Standard Summary 456
      - Form 8 - Organics 457
    - Chromatograms 464
      - Sample Raw Data 465
        - MW-1S (L1421110-01) Analyzed: 09/17/14 19:33 466
        - MW-1I (L1421110-02) Analyzed: 09/17/14 20:01 482
        - MW-2D (L1421110-03) Analyzed: 09/17/14 20:29 496
        - MW-2I (L1421110-04) Analyzed: 09/18/14 15:18 506
        - MW-3D (L1421110-05) Analyzed: 09/18/14 15:46 518
        - MW-501S (L1421110-06) Analyzed: 09/18/14 16:14 527
        - MW-501I (L1421110-07) Analyzed: 09/18/14 16:42 536
        - MW-502S (L1421110-08) Analyzed: 09/18/14 17:10 546
        - MW-502I (L1421110-09) Analyzed: 09/18/14 17:38 558
        - MW-507S (L1421110-16) Analyzed: 09/18/14 18:03 569
        - MW-503S (L1421110-10) Analyzed: 09/18/14 18:06 580
        - MW-507I (L1421110-17) Analyzed: 09/18/14 18:31 590
        - MW-503I (L1421110-11) Analyzed: 09/18/14 18:34 603
        - MW-508S (L1421110-18) Analyzed: 09/18/14 18:59 613

Table of Contents

MW-505S (L1421110-12) Analyzed: 09/18/14 19:02 625
MW-505I (L1421110-13) Analyzed: 09/18/14 19:30 634
MW-532S (L1421110-20) Analyzed: 09/18/14 19:56 644
MW-532D (L1421110-21) Analyzed: 09/18/14 20:25 656
MW-544S (L1421110-22) Analyzed: 09/18/14 20:53 667
MW-544I (L1421110-23) Analyzed: 09/18/14 21:21 676
MW-544D (L1421110-24) Analyzed: 09/18/14 21:50 685
MW-545S (L1421110-25) Analyzed: 09/18/14 22:18 694
MW-506I (L1421110-15) Analyzed: 09/19/14 14:34 703
MW-508D (L1421110-19) Analyzed: 09/19/14 15:02 715
MW-545I (L1421110-26) Analyzed: 09/19/14 15:30 726
MW-545D (L1421110-27) Analyzed: 09/19/14 15:58 736
MW-546S (L1421110-28) Analyzed: 09/19/14 16:26 748
MW-546I (L1421110-29) Analyzed: 09/19/14 16:53 757
MW-546D (L1421110-30) Analyzed: 09/19/14 17:21 767
MW-547S (L1421110-31) Analyzed: 09/19/14 17:49 778
MW-547I (L1421110-32) Analyzed: 09/19/14 18:17 792
MW-547D (L1421110-33) Analyzed: 09/19/14 18:45 802
MW-549S (L1421110-34) Analyzed: 09/19/14 19:13 810
MW-549I (L1421110-35) Analyzed: 09/19/14 19:41 822
MW-550S (L1421110-36) Analyzed: 09/19/14 20:09 835
MW-506S (L1421110-14) Analyzed: 09/20/14 17:36 845
PZ-521S (L1421110-37) Analyzed: 09/20/14 18:04 855
PZ-521I (L1421110-38) Analyzed: 09/20/14 18:32 868
PZ-522S (L1421110-39) Analyzed: 09/20/14 19:00 878
PZ-522I (L1421110-40) Analyzed: 09/20/14 19:28 886
PZ-522D (L1421110-41) Analyzed: 09/20/14 19:56 899
PZ-524S (L1421110-42) Analyzed: 09/20/14 20:24 910
PZ-524I (L1421110-43) Analyzed: 09/20/14 20:52 919
PZ-524D (L1421110-44) Analyzed: 09/20/14 21:19 931
FB-091114 (L1421110-56) Analyzed: 09/20/14 21:29 943
MW-550I (L1421110-45) Analyzed: 09/20/14 21:47 951
TB-091114 (L1421110-57) Analyzed: 09/20/14 21:57 963
SW-1 (L1421110-46) Analyzed: 09/20/14 22:15 971
SW-2 (L1421110-47) Analyzed: 09/21/14 15:56 978
SW-3 (L1421110-48) Analyzed: 09/21/14 16:24 986
SW-4 (L1421110-49) Analyzed: 09/21/14 16:52 999
DUP-01 (L1421110-50) Analyzed: 09/21/14 17:20 1007
DUP-02 (L1421110-51) Analyzed: 09/21/14 17:48 1020
DUP-03 (L1421110-52) Analyzed: 09/21/14 18:16 1030
DUP-04 (L1421110-53) Analyzed: 09/21/14 18:44 1040
DUP-05 (L1421110-54) Analyzed: 09/21/14 19:12 1051
DUP-06 (L1421110-55) Analyzed: 09/21/14 19:40 1064
Method Blank Raw Data 1072
Laboratory Method Bl (WG722869-3) Analyzed: 09/17/14 10:54 1073
Laboratory Method Bl (WG723247-3) Analyzed: 09/18/14 11:06 1081
Laboratory Method Bl (WG723273-3) Analyzed: 09/18/14 12:49 1088
Laboratory Method Bl (WG723644-3) Analyzed: 09/19/14 10:51 1095
Laboratory Method Bl (WG723893-3) Analyzed: 09/20/14 17:08 1102
Laboratory Method Bl (WG723894-3) Analyzed: 09/20/14 21:00 1109

Table of Contents

Laboratory Method Bl (WG723949-3) Analyzed: 09/21/14 15:28 1116

Chain of Custody

ALPHA ANALYTICAL

NEW JERSEY CHAIN OF CUSTODY

Westborough, MA 01581
8 Walkup Dr.
TEL: 508-898-9220
FAX: 508-898-9193

Mansfield, MA 02048
320 Forbes Blvd
TEL: 508-822-9300
FAX: 508-822-3288

Service Centers
Mahwah, NJ 07430: 35 Whitney Rd, Suite 5
Albany, NY 12205: 14 Walker Way
Tonawanda, NY 14150: 275 Cooper Ave, Suite 105

Page 1 of 7

Date Rec'd in Lab: 9/12/14

ALPHA Job #: L1421110

Client Information
Client: TETRA TECH
Address: ONE Salem Sq. 295 RTE 22
Whitehouse STATION, NJ 08889
Phone: 908-534-2303
Fax: 908-534-4709
Email: steve.feldmann@tetratech.com

Project Information
Project Name: LockHEED - North Plain Field
Project Location: North Plain Field
Project # 117-0507.600.02
(Use Project name as Project #) ☐
Project Manager: Steve Feldmann
ALPHAQuote #:

Turn-Around Time
Standard ☒ Due Date: 9/19/14
Rush (only if pre approved) ☐ # of Days:

Deliverables
☒ NJ Full / Reduced
☐ EQuIS (1 File) ☐ EQuIS (4 File)
☐ Other

Regulatory Requirement
☐ SRS Residential/Non Residential
☐ SRS Impact to Groundwater
☒ NJ Ground Water Quality Standards
☐ NJ IGW SPLP Leachate Criteria
☐ Other

Billing Information
☑ Same as Client Info
PO #

Site Information
Is this site impacted by Petroleum? Yes ☐
Petroleum Product:

These samples have been previously analyzed by Alpha ☐

For EPH, selection is REQUIRED:
☐ Category 1
☐ Category 2

For VOC, selection is REQUIRED:
☐ 1,4-Dioxane
☐ 8011

Other project specific requirements/comments:
RLS MUST MEET NJDEP @ GWQS
Please specify Metals or TAL.

Sample Filtration
☐ Done
☐ Lab to do
Preservation
☐ Lab to do
(Please Specify below)

ALPHA Lab ID (Lab Use Only)	Sample ID	Collection Date	Collection Time	Sample Matrix	Sampler's Initials	TCL VOC+15	Sample Specific Comments	Total Bottle
21110-01	MW-1S	9/11/14	10:05	GW	RW/PM	X		3
-02	MW-1I		10:10			X		3
-03	MW-2D		13:50			X		3
-04	MW-2I		13:55			X		3
-05	MW-3D		10:50			X		3
-06	MW-501S		8:35			X		3
-07	MW-501I		8:40			X		3
-08	MW-502S		9:20			X		3
-09	MW-502I		9:25			X		3
-10	MW-503S		9:05			X		3

Preservative Code:
A = None
B = HCl
C = HNO_3
D = H_2SO_4
E = NaOH
F = MeOH
G = $NaHSO_4$
H = $Na_2S_2O_3$
K/E = Zn Ac/NaOH
O = Other

Container Code
P = Plastic
A = Amber Glass
V = Vial
G = Glass
B = Bacteria Cup
C = Cube
O = Other
E = Encore
D = BOD Bottle

Westboro: Certification No: MA935
Mansfield: Certification No: MA015

Container Type	V							
Preservative	B							

Relinquished By:	Date/Time	Received By:	Date/Time
[signature]	9/12/14	[signature] - AAL	9/12/14 15:45
[signature] - AAL	9/12/14 1915	Tom Taher	9-12-14 1915
Tom Taher	9-12-14 23:55	[signature]	9/12/14 23:55

Please print clearly, legibly and completely. Samples can not be logged in and turnaround time clock will not start until any ambiguities are resolved. BY EXECUTING THIS COC, THE CLIENT HAS READ AND AGREES TO BE BOUND BY ALPHA'S TERMS & CONDITIONS. (See reverse side.)

Form No: 01-14 HC (rev. 30-Sept-2013)

ALPHA ANALYTICAL

NEW JERSEY CHAIN OF CUSTODY

Westborough, MA 01581
8 Walkup Dr.
TEL: 508-898-9220
FAX: 508-898-9193

Mansfield, MA 02048
320 Forbes Blvd
TEL: 508-822-9300
FAX: 508-822-3288

Service Centers
Mahwah, NJ 07430: 35 Whitney Rd, Suite 5
Albany, NY 12205: 14 Walker Way
Tonawanda, NY 14150: 275 Cooper Ave, Suite 105

Page 2 of 7

Date Rec'd in Lab: 9/12/14

ALPHA Job #: L1421110

Client Information
Client: TETRA TECH
Address: ONE Salem Sq, 295 RTE 22 Suite 104E
Whitehouse Station, NJ 08889
Phone: 908-534-2303
Fax: 908-534-4709
Email: Steve.Feldmann@Tetratech.com

Project Information
Project Name: LockHeed - North PlainField
Project Location: North PlainField
Project # 117-0507.600.02
(Use Project name as Project #) ☐
Project Manager: Steve Feldmann
ALPHAQuote #:

Turn-Around Time
Standard ☒ Due Date: 9/19/14
Rush (only if pre approved) ☐ # of Days:

Deliverables
☒ NJ Full / Reduced
☐ EQuIS (1 File) ☐ EQuIS (4 File)
☐ Other

Regulatory Requirement
☐ SRS Residential/Non Residential
☐ SRS Impact to Groundwater
☒ NJ Ground Water Quality Standards
☐ NJ IGW SPLP Leachate Criteria
☐ Other

Billing Information
☑ Same as Client Info
PO #

Site Information
Is this site impacted by Petroleum? Yes ☐
Petroleum Product:

These samples have been previously analyzed by Alpha ☐

For EPH, selection is REQUIRED:
☐ Category 1
☐ Category 2

For VOC, selection is REQUIRED:
☐ 1,4-Dioxane
☐ 8011

Other project specific requirements/comments:
RLS MUST MEET NJDEP GWQS

Please specify Metals or TAL.

Sample Filtration
☐ Done
☐ Lab to do
Preservation
☐ Lab to do
(Please Specify below)

ALPHA Lab ID (Lab Use Only)	Sample ID	Collection Date	Collection Time	Sample Matrix	Sampler's Initials	TCL VOC+15	Sample Specific Comments	Total Bottle
21110-11	MW-503I	9/11/14	9:10	GW	RW/PM	X		3
	~~MW-504S~~ PM 9/11							
	~~MW-504I~~ PM 9/11							
-12	MW-505S		14:40	GW	RW/PM	X		3
-13	MW-505I		14:45			X		3
-14	MW-506S		16:15			X		3
-15	MW-506I		9:30			X		3
-16	MW-507S		9:40			X		3
-17	MW-507I		9:45			X		3
-18	MW-508S		9:55			X		3

Preservative Code:
A = None
B = HCl
C = HNO_3
D = H_2SO_4
E = NaOH
F = MeOH
G = $NaHSO_4$
H = $Na_2S_2O_3$
K/E = Zn Ac/NaOH
O = Other

Container Code
P = Plastic
A = Amber Glass
V = Vial
G = Glass
B = Bacteria Cup
C = Cube
O = Other
E = Encore
D = BOD Bottle

Westboro: Certification No: MA935
Mansfield: Certification No: MA015

Container Type	V
Preservative	B

Relinquished By:	Date/Time	Received By:	Date/Time
[signature]	9/12/14	[signature] AAL	9/12/14 15:45
[signature] AAL	9/12/14 1915	Tom Toher	9-12-14 1915
Tom Toher	9-12-14 23:55	[signature]	9/12/14 23:55

Please print clearly, legibly and completely. Samples can not be logged in and turnaround time clock will not start until any ambiguities are resolved. BY EXECUTING THIS COC, THE CLIENT HAS READ AND AGREES TO BE BOUND BY ALPHA'S TERMS & CONDITIONS. (See reverse side.)

Form No: 01-14 HC (rev. 30-Sept-2013)

NEW JERSEY CHAIN OF CUSTODY

ALPHA ANALYTICAL

Westborough, MA 01581
8 Walkup Dr.
TEL: 508-898-9220
FAX: 508-898-9193

Mansfield, MA 02048
320 Forbes Blvd
TEL: 508-822-9300
FAX: 508-822-3288

Service Centers
Mahwah, NJ 07430: 35 Whitney Rd, Suite 5
Albany, NY 12205: 14 Walker Way
Tonawanda, NY 14150: 275 Cooper Ave, Suite 105

Page 3 of 7

Date Rec'd. in Lab: 9/12/14

ALPHA Job #: L1421110

Client Information

Client: TETRATECH
Address: ONE SALEM SQ, 295 RTE 22, SUITE 6 WHITEHOUSE STATION, NJ 08889
Phone: 908-534-2303
Fax: 908-534-4709
Email: STEVE.FELDMANN@TETRATECH.COM

Project Information

Project Name: LOCKHEED - NORTH PLAINFIELD
Project Location: NORTH PLAIN FIELD
Project #: 117-0507.600-02
(Use Project name as Project #): ☐
Project Manager: STEVE FELDMANN
ALPHAQuote #:

Turn-Around Time

Standard: ☒ Due Date: 9/19/14
Rush (only if pre approved): ☐ # of Days:

Deliverables

☒ NJ Full / Reduced
☐ EQuIS (1 File) ☐ EQuIS (4 File)
☐ Other

Billing Information

☑ Same as Client Info
PO #

Regulatory Requirement

☐ SRS Residential/Non Residential
☐ SRS Impact to Groundwater
☒ NJ Ground Water Quality Standards
☐ NJ IGW SPLP Leachate Criteria
☐ Other

Site Information

Is this site impacted by Petroleum? Yes ☐
Petroleum Product:

These samples have been previously analyzed by Alpha ☐

For EPH, selection is REQUIRED:
☐ Category 1
☐ Category 2

For VOC, selection is REQUIRED:
☐ 1,4-Dioxane
☐ 8011

Other project specific requirements/comments:
RLs MUST MEET NJDEP GWQS

Please specify Metals or TAL.

ANALYSIS

TCL VOC+15

Sample Filtration
☐ Done
☐ Lab to do
Preservation
☐ Lab to do
(Please Specify below)

ALPHA Lab ID (Lab Use Only)	Sample ID	Collection Date	Collection Time	Sample Matrix	Sampler's Initials	TCL VOC+15	Sample Specific Comments	Total Bottle
21110-19	MW-508D	9/11/14	10:00	GW		X		3
-	~~MW-531S~~ (FB 9/11/14)							
-	~~MW-531I~~ (FB 9/11)							2
-20	MW-532S	9/11/14	8:10	GW		X		3
-21	MW-532D		8:15			X		3
-22	MW-544S		12:10			X		3
-23	MW-544I		12:15			X		3
-24	MW-544D		12:20			X		3
-25	MW-545S		11:35			X		3
-26	MW-545I		11:40			X		3

Container Type: V
Preservative: B

Preservative Code:
A = None
B = HCl
C = HNO_3
D = H_2SO_4
E = NaOH
F = MeOH
G = $NaHSO_4$
H = $Na_2S_2O_3$
K/E = Zn Ac/NaOH
O = Other

Container Code
P = Plastic
A = Amber Glass
V = Vial
G = Glass
B = Bacteria Cup
C = Cube
O = Other
E = Encore
D = BOD Bottle

Westboro: Certification No: MA935
Mansfield: Certification No: MA015

Relinquished By:	Date/Time	Received By:	Date/Time
	9/12/14	AAL-9/12/14	15:45
AAL-9/12/14	1915	Tom Tobin	9-12-14 1915
Tom Tobin	9-12-14 23:55		9/12/14 23:55

Please print clearly, legibly and completely. Samples can not be logged in and turnaround time clock will not start until any ambiguities are resolved. BY EXECUTING THIS COC, THE CLIENT HAS READ AND AGREES TO BE BOUND BY ALPHA'S TERMS & CONDITIONS. (See reverse side.)

Form No: 01-14 HC (rev. 30-Sept-2013)

NEW JERSEY CHAIN OF CUSTODY

ALPHA ANALYTICAL

Westborough, MA 01581
8 Walkup Dr.
TEL: 508-898-9220
FAX: 508-898-9193

Mansfield, MA 02048
320 Forbes Blvd
TEL: 508-822-9300
FAX: 508-822-3288

Service Centers
Mahwah, NJ 07430: 35 Whitney Rd, Suite 5
Albany, NY 12205: 14 Walker Way
Tonawanda, NY 14150: 275 Cooper Ave, Suite 105

Page 4 of 7

Date Rec'd in Lab: 9/12/14

ALPHA Job #: L1421110

Client Information

Client: TETRA TECH
Address: ONE Salem Sq, 295 RTE 22
WhitehouseStation, NJ 08889
Phone: 908-534-2303
Fax: 908-534-4709
Email: steve.feldmann@tetratech.com

Project Information

Project Name: LockHeed-North PlainField
Project Location: North Plain Field
Project # 117-0507.600.02
(Use Project name as Project #) ☐
Project Manager: Steve Feldmann
ALPHAQuote #:

Turn-Around Time

Standard ☒ Due Date: 9/19/14
Rush (only if pre approved) ☐ # of Days:

Deliverables

☒ NJ Full / Reduced
☐ EQuIS (1 File) ☐ EQuIS (4 File)
☐ Other

Regulatory Requirement

☐ SRS Residential/Non Residential
☐ SRS Impact to Groundwater
☒ NJ Ground Water Quality Standards
☐ NJ IGW SPLP Leachate Criteria
☐ Other

Billing Information

☑ Same as Client Info
PO #

Site Information

Is this site impacted by Petroleum? Yes ☐
Petroleum Product:

These samples have been previously analyzed by Alpha ☐

For EPH, selection is REQUIRED:
☐ Category 1
☐ Category 2

For VOC, selection is REQUIRED:
☐ 1,4-Dioxane
☐ 8011

Other project specific requirements/comments:
RLs MUST MEET NJDEP GWQS

Please specify Metals or TAL.

ANALYSIS

Sample Filtration
☐ Done
☐ Lab to do
Preservation
☐ Lab to do
(Please Specify below)

ALPHA Lab ID (Lab Use Only)	Sample ID	Collection Date	Collection Time	Sample Matrix	Sampler's Initials	TCL VOC+15	Sample Specific Comments	Total # Bottles
21110-27	MW-545D	9/11/14	11:45	GW	RW/PM	X		3
-28	MW-546S		10:30			X		3
-29	MW-546I		10:35			X		3
-30	MW-546D		10:40			X		3
-31	MW-547S		14:05			X		3
-32	MW-547I		14:10			X		3
-33	MW-547D		14:15			X		3
-34	MW-549S		7:50			X		3
-35	MW-549I		8:00			X		3
-36	MW-550S		8:50			X		3

Container Type: V
Preservative: B

Preservative Code:
A = None
B = HCl
C = HNO_3
D = H_2SO_4
E = NaOH
F = MeOH
G = $NaHSO_4$
H = $Na_2S_2O_3$
K/E = Zn Ac/NaOH
O = Other

Container Code
P = Plastic
A = Amber Glass
V = Vial
G = Glass
B = Bacteria Cup
C = Cube
O = Other
E = Encore
D = BOD Bottle

Westboro: Certification No: MA935
Mansfield: Certification No: MA015

Relinquished By:	Date/Time	Received By:	Date/Time
	9/12/14		9/12/14 15:48
	9/12/14 1915		9/12-14 1915
	9-12-14 2355		9/12/14 23:55

Please print clearly, legibly and completely. Samples can not be logged in and turnaround time clock will not start until any ambiguities are resolved. BY EXECUTING THIS COC, THE CLIENT HAS READ AND AGREES TO BE BOUND BY ALPHA'S TERMS & CONDITIONS. (See reverse side.)

Form No: 01-14 HC (rev. 30-Sept-2013)

NEW JERSEY CHAIN OF CUSTODY

ALPHA ANALYTICAL

Westborough, MA 01581
8 Walkup Dr.
TEL: 508-898-9220
FAX: 508-898-9193

Mansfield, MA 02048
320 Forbes Blvd
TEL: 508-822-9300
FAX: 508-822-3288

Service Centers
Mahwah, NJ 07430: 35 Whitney Rd, Suite 5
Albany, NY 12205: 14 Walker Way
Tonawanda, NY 14150: 275 Cooper Ave, Suite 105

Page 5 of 7

Date Rec'd in Lab: 9/12/14

ALPHA Job #: L1421110

Project Information
Project Name: LockHeed - North Plain Field
Project Location: North Plain Field
Project #: 117-0507.60002
(Use Project name as Project #) ☐
Project Manager: Steve Feldmann
ALPHAQuote #:

Client Information
Client: TetraTech
Address: One Salem Sq 245 Rt 22E
Whitehouse Station, NJ 08889
Phone: 908-534-2303
Fax: 908-534-4709
Email: steve.feldmann@tetratech.com

Turn-Around Time
Standard ☒ Due Date: 9/19/14
Rush (only if pre approved) ☐ # of Days:

Deliverables
☒ NJ Full / Reduced
☐ EQuIS (1 File) ☐ EQuIS (4 File)
☐ Other

Billing Information
☑ Same as Client Info
PO #

Regulatory Requirement
☐ SRS Residential/Non Residential
☐ SRS Impact to Groundwater
☒ NJ Ground Water Quality Standards
☐ NJ IGW SPLP Leachate Criteria
☐ Other

Site Information
Is this site impacted by Petroleum? Yes ☐
Petroleum Product:

These samples have been previously analyzed by Alpha ☐

For EPH, selection is REQUIRED:
☐ Category 1
☐ Category 2

For VOC, selection is REQUIRED:
☐ 1,4-Dioxane
☐ 8011

Other project specific requirements/comments:
RLs MUST MEET NJDEP GWQS;
Please specify Metals or TAL. "SW" SAMPLES - RLs MUST MEET NJDEP SWQS

Sample Filtration
☐ Done
☐ Lab to do
Preservation
☐ Lab to do
(Please Specify below)

ALPHA Lab ID (Lab Use Only)	Sample ID	Collection Date	Collection Time	Sample Matrix	Sampler's Initials	TCL VOC+15								Sample Specific Comments	Total Bottle
21110-37	PZ-521S	9/11/14	14:25	GW	RW/PM	X									3
-38	PZ-521I		14:30			X									3
-39	PZ-522S		12:35			X									3
-40	PZ-522I		12:40			X									3
-41	PZ-522D		12:45			X									3
-42	PZ-524S		11:50			X									3
-43	PZ-524I		11:55			X									3
-44	PZ-524D		12:00			X									3
-45	MW-550I		15:55			X									3
-46	SW-1		15:05			X									3

Preservative Code:
A = None
B = HCl
C = HNO_3
D = H_2SO_4
E = NaOH
F = MeOH
G = $NaHSO_4$
H = $Na_2S_2O_3$
K/E = Zn Ac/NaOH
O = Other

Container Code
P = Plastic
A = Amber Glass
V = Vial
G = Glass
B = Bacteria Cup
C = Cube
O = Other
E = Encore
D = BOD Bottle

Westboro: Certification No: MA935
Mansfield: Certification No: MA015

Container Type	V							
Preservative	B							

Relinquished By:	Date/Time	Received By:	Date/Time
[signature]	9/12/14	[signature] AAL	9/12/14 15:45
[signature] AAL	9/12/14 1915	Tom Tobler	9-12-14 1915
Tom Tobler	9-12-14 23:55	[signature]	9/12/14 23:55

Please print clearly, legibly and completely. Samples can not be logged in and turnaround time clock will not start until any ambiguities are resolved. BY EXECUTING THIS COC, THE CLIENT HAS READ AND AGREES TO BE BOUND BY ALPHA'S TERMS & CONDITIONS. (See reverse side.)

Form No: 01-14 HC (rev. 30-Sept-2013)

NEW JERSEY CHAIN OF CUSTODY

ALPHA ANALYTICAL

Westborough, MA 01581
8 Walkup Dr.
TEL: 508-898-9220
FAX: 508-898-9193

Mansfield, MA 02048
320 Forbes Blvd
TEL: 508-822-9300
FAX: 508-822-3288

Service Centers
Mahwah, NJ 07430: 35 Whitney Rd, Suite 5
Albany, NY 12205: 14 Walker Way
Tonawanda, NY 14150: 275 Cooper Ave, Suite 105

Page 6 of 7

Date Rec'd in Lab: 9/12/14

ALPHA Job #: L1421110

Project Information
Project Name: LockHeed - North Plainfield
Project Location: North Plainfield
Project # 117-0507.600.02
(Use Project name as Project #) ☐
Project Manager: Steve Feldmann
ALPHAQuote #:

Deliverables
☒ NJ Full / Reduced
☐ EQuIS (1 File) ☐ EQuIS (4 File)
☐ Other

Billing Information
☒ Same as Client Info
PO #

Client Information
Client: Tetra Tech
Address: One Salem Sq, 295 Rte 22E
Whitehouse Station, NJ 08889
Phone: 908-534-2303
Fax: 908-534-4709
Email: Steve.Feldmann@tetratech.com

Turn-Around Time
Standard ☒ Due Date: 9/19/14
Rush (only if pre approved) ☐ # of Days:

Regulatory Requirement
☐ SRS Residential/Non Residential
☐ SRS Impact to Groundwater
☒ NJ Ground Water Quality Standards
☐ NJ IGW SPLP Leachate Criteria
☐ Other

Site Information
Is this site impacted by Petroleum? Yes ☐
Petroleum Product:

These samples have been previously analyzed by Alpha ☐

For EPH, selection is REQUIRED:
☐ Category 1
☐ Category 2

For VOC, selection is REQUIRED:
☐ 1,4-Dioxane
☐ 8011

Other project specific requirements/comments:
RLs MUST MEET NJDEP GWQS; "SW" SAMPLES + DUP-06 MUST MEET NJDEP SWQS

Please specify Metals or TAL.

ANALYSIS

Sample Filtration
☐ Done
☐ Lab to do
Preservation
☐ Lab to do
(Please Specify below)

ALPHA Lab ID (Lab Use Only)	Sample ID	Collection Date	Collection Time	Sample Matrix	Sampler's Initials	TCL VOC+15								Sample Specific Comments	Total Bottle
21110-47	SW-2	9/11/14	15:20	GW	RW/PM	X									3
-48	SW-3		15:30			X									3
-49	SW-4		15:45			X									3
-50	DUP-01					X								ONLY Two Filled	3
-51	DUP-02					X									3
-52	DUP-03					X									3
-53	DUP-04					X									3
-54	DUP-05					X									3
-55	DUP-06					X									3
-56	FB-091114		16:10			X									3

Preservative Code:
A = None
B = HCl
C = HNO_3
D = H_2SO_4
E = NaOH
F = MeOH
G = $NaHSO_4$
H = $Na_2S_2O_3$
K/E = Zn Ac/NaOH
O = Other

Container Code
P = Plastic
A = Amber Glass
V = Vial
G = Glass
B = Bacteria Cup
C = Cube
O = Other
E = Encore
D = BOD Bottle

Westboro: Certification No: MA935
Mansfield: Certification No: MA015

Container Type	V						
Preservative	B						

Relinquished By:	Date/Time	Received By:	Date/Time
[signature]	9/12/14	[signature] AAL 9/12/14	15:45
[signature] AAL 9/12/14	1915	Tom Toher	9-12-14 1915
Tom Toher	9-12-14 23:55	[signature]	9/12/14 23:55

Please print clearly, legibly and completely. Samples can not be logged in and turnaround time clock will not start until any ambiguities are resolved. BY EXECUTING THIS COC, THE CLIENT HAS READ AND AGREES TO BE BOUND BY ALPHA'S TERMS & CONDITIONS. (See reverse side.)

Form No: 01-14 HC (rev. 30-Sept-2013)

CHAIN OF CUSTODY

PAGE 7 OF 7

Date Rec'd in Lab: 9/12/14

ALPHA Job #: L1421110

ALPHA ANALYTICAL
WESTBORO, MA TEL: 508-898-9220 FAX: 508-898-9193
MANSFIELD, MA TEL: 508-822-9300 FAX: 508-822-3288

Client Information

Client: TETRA TECH
Address: ONE Salem Sq, 295 RTE 22E
Whitehouse Station, NJ 08889
Phone: 908-534-2303
Fax: 908-534-4709
Email: steve.feldman@tetratech.com

☐ These samples have been previously analyzed by Alpha

Project Information

Project Name: LOCKHEED - North Plainfield
Project Location: North Plainfield
Project #: 117-0507-600-02
Project Manager: Steve Feldmann
ALPHA Quote #:

Turn-Around Time

☒ Standard ☐ RUSH (only confirmed if pre-approved!)

Date Due: 9/19/14 Time:

Report Information - Data Deliverables

☐ FAX ☐ EMAIL NJ REDUCED
☐ ADEx ☐ Add'l Deliverables

Billing Information

☒ Same as Client info PO #:

Regulatory Requirements/Report Limits

State /Fed Program	Criteria

Other Project Specific Requirements/Comments/Detection Limits:
RLs MUST MEET NJDEP GWQS

ANALYSIS: TCL VOC+15

SAMPLE HANDLING
Filtration
☐ Done
☐ Not needed
☐ Lab to do
Preservation
☐ Lab to do
(Please specify below)

ALPHA Lab ID (Lab Use Only)	Sample ID	Collection Date	Collection Time	Sample Matrix	Sampler's Initials	TCL VOC+15	Sample Specific Comments	TOTAL # BOTTLES
21110-57	TB-091114	9/11/14	-	GW	~~F~~	X		~~2~~ 4

Container Type	V
Preservative	B

Relinquished By:	Date/Time	Received By:	Date/Time
[signature]	9/12/14 1915	[signature] AAL-9/12/14	15:15
[signature] AAL 9/12/14	1915	Tom Toher	9-12-14 1915
Tom Toher	9-12-14 2355	[signature]	9/12/14 2355

Please print clearly, legibly and completely. Samples can not be logged in and turnaround time clock will not start until any ambiguities are resolved. All samples submitted are subject to Alpha's Terms and Conditions. See reverse side.

FORM NO: 01-01 (rev. 14-OCT-07)

ALPHA ANALYTICAL LABORATORIES, INC.
LOGIN CHAIN OF CUSTODY REPORT
Sep 22 2014, 01:17 pm

Login Number: L1421110
Account: TETRA-NJ2 Tetra Tech GEOProject: 117-0507.600.02
Received: 12SEP14 Due Date: 19SEP14

Sample #	Client ID	Mat	PR	Collected	Container
L1421110-01	MW-1S		1	S0 11SEP14 10:05	3-Vial-B

8260: Run and report at lowest possible RLs, undiluted if possible. If DF required, run at lowest possible DF with exceedances and another run with exceedance within cal range. NJ-RED Package Due Date: 09/19/14

NJ-8260,NJ-RED,NJDEP

L1421110-02	MW-1I		1	S0 11SEP14 10:10	3-Vial-B

8260: Run and report at lowest possible RLs, undiluted if possible. If DF required, run at lowest possible DF with exceedances and another run with exceedance within cal range. Package Due Date: 09/19/14

NJ-8260

L1421110-03	MW-2D		1	S0 11SEP14 13:50	3-Vial-B

8260: Run and report at lowest possible RLs, undiluted if possible. If DF required, run at lowest possible DF with exceedances and another run with exceedance within cal range. Package Due Date: 09/19/14

NJ-8260

L1421110-04	MW-2I		1	S0 11SEP14 13:55	3-Vial-B

8260: Run and report at lowest possible RLs, undiluted if possible. If DF required, run at lowest possible DF with exceedances and another run with exceedance within cal range. Package Due Date: 09/19/14

NJ-8260

L1421110-05	MW-3D		1	S0 11SEP14 10:50	3-Vial-B

8260: Run and report at lowest possible RLs, undiluted if possible. If DF required, run at lowest possible DF with exceedances and another run with exceedance within cal range. Package Due Date: 09/19/14

NJ-8260

ALPHA ANALYTICAL LABORATORIES, INC.
LOGIN CHAIN OF CUSTODY REPORT
Sep 22 2014, 01:17 pm

Login Number: L1421110
Account: TETRA-NJ2 Tetra Tech GEOProject: 117-0507.600.02
Received: 12SEP14 Due Date: 19SEP14

Sample #	Client ID	Mat	PR	Collected	Container
L1421110-06	MW-501S		1	S0 11SEP14 08:35	3-Vial-B

8260: Run and report at lowest possible RLs, undiluted if possible. If DF required, run at lowest possible DF with exceedances and another run with exceedance within cal range. Package Due Date: 09/19/14

NJ-8260

Sample #	Client ID	Mat	PR	Collected	Container
L1421110-07	MW-501I		1	S0 11SEP14 08:40	3-Vial-B

8260: Run and report at lowest possible RLs, undiluted if possible. If DF required, run at lowest possible DF with exceedances and another run with exceedance within cal range. Package Due Date: 09/19/14

NJ-8260

Sample #	Client ID	Mat	PR	Collected	Container
L1421110-08	MW-502S		1	S0 11SEP14 09:20	3-Vial-B

8260: Run and report at lowest possible RLs, undiluted if possible. If DF required, run at lowest possible DF with exceedances and another run with exceedance within cal range. Package Due Date: 09/19/14

NJ-8260

Sample #	Client ID	Mat	PR	Collected	Container
L1421110-09	MW-502I		1	S0 11SEP14 09:25	3-Vial-B

8260: Run and report at lowest possible RLs, undiluted if possible. If DF required, run at lowest possible DF with exceedances and another run with exceedance within cal range. Package Due Date: 09/19/14

NJ-8260

Sample #	Client ID	Mat	PR	Collected	Container
L1421110-10	MW-503S		1	S0 11SEP14 09:05	3-Vial-B

8260: Run and report at lowest possible RLs, undiluted if possible. If DF required, run at lowest possible DF with exceedances and another run with exceedance within cal range. Package Due Date: 09/19/14

NJ-8260

ALPHA ANALYTICAL LABORATORIES, INC.
LOGIN CHAIN OF CUSTODY REPORT
Sep 22 2014, 01:17 pm

Login Number: L1421110
Account: TETRA-NJ2 Tetra Tech GEOProject: 117-0507.600.02
Received: 12SEP14 Due Date: 19SEP14

Sample #	Client ID	Mat	PR	Collected	Container
L1421110-11	MW-503I		1	S0 11SEP14 09:10	3-Vial-B

8260: Run and report at lowest possible RLs, undiluted if possible. If DF required, run at lowest possible DF with exceedances and another run with exceedance within cal range. Package Due Date: 09/19/14

NJ-8260

Sample #	Client ID	Mat	PR	Collected	Container
L1421110-12	MW-505S		1	S0 11SEP14 14:40	3-Vial-B

8260: Run and report at lowest possible RLs, undiluted if possible. If DF required, run at lowest possible DF with exceedances and another run with exceedance within cal range. Package Due Date: 09/19/14

NJ-8260

Sample #	Client ID	Mat	PR	Collected	Container
L1421110-13	MW-505I		1	S0 11SEP14 14:45	3-Vial-B

8260: Run and report at lowest possible RLs, undiluted if possible. If DF required, run at lowest possible DF with exceedances and another run with exceedance within cal range. Package Due Date: 09/19/14

NJ-8260

Sample #	Client ID	Mat	PR	Collected	Container
L1421110-14	MW-506S		1	S0 11SEP14 16:15	3-Vial-B

8260: Run and report at lowest possible RLs, undiluted if possible. If DF required, run at lowest possible DF with exceedances and another run with exceedance within cal range. Package Due Date: 09/19/14

NJ-8260

Sample #	Client ID	Mat	PR	Collected	Container
L1421110-15	MW-506I		1	S0 11SEP14 09:30	3-Vial-B

8260: Run and report at lowest possible RLs, undiluted if possible. If DF required, run at lowest possible DF with exceedances and another run with exceedance within cal range. Package Due Date: 09/19/14

NJ-8260

ALPHA ANALYTICAL LABORATORIES, INC.
LOGIN CHAIN OF CUSTODY REPORT
Sep 22 2014, 01:17 pm

Login Number: L1421110
Account: TETRA-NJ2 Tetra Tech GEOProject: 117-0507.600.02
Received: 12SEP14 Due Date: 19SEP14

Sample #	Client ID	Mat	PR	Collected	Container
L1421110-16	MW-507S		1	S0 11SEP14 09:40	3-Vial-B

8260: Run and report at lowest possible RLs, undiluted if possible. If DF required, run at lowest possible DF with exceedances and another run with exceedance within cal range. Package Due Date: 09/19/14

NJ-8260

Sample #	Client ID	Mat	PR	Collected	Container
L1421110-17	MW-507I		1	S0 11SEP14 09:45	3-Vial-B

8260: Run and report at lowest possible RLs, undiluted if possible. If DF required, run at lowest possible DF with exceedances and another run with exceedance within cal range. Package Due Date: 09/19/14

NJ-8260

Sample #	Client ID	Mat	PR	Collected	Container
L1421110-18	MW-508S		1	S0 11SEP14 09:55	3-Vial-B

8260: Run and report at lowest possible RLs, undiluted if possible. If DF required, run at lowest possible DF with exceedances and another run with exceedance within cal range. Package Due Date: 09/19/14

NJ-8260

Sample #	Client ID	Mat	PR	Collected	Container
L1421110-19	MW-508D		1	S0 11SEP14 10:00	3-Vial-B

8260: Run and report at lowest possible RLs, undiluted if possible. If DF required, run at lowest possible DF with exceedances and another run with exceedance within cal range. Package Due Date: 09/19/14

NJ-8260

Sample #	Client ID	Mat	PR	Collected	Container
L1421110-20	MW-532S		1	S0 11SEP14 08:10	3-Vial-B

8260: Run and report at lowest possible RLs, undiluted if possible. If DF required, run at lowest possible DF with exceedances and another run with exceedance within cal range. Package Due Date: 09/19/14

NJ-8260

ALPHA ANALYTICAL LABORATORIES, INC.
LOGIN CHAIN OF CUSTODY REPORT
Sep 22 2014, 01:17 pm

Login Number: L1421110
Account: TETRA-NJ2 Tetra Tech GEOProject: 117-0507.600.02
Received: 12SEP14 Due Date: 19SEP14

Sample #	Client ID	Mat	PR	Collected	Container
L1421110-21	MW-532D		1	S0 11SEP14 08:15	3-Vial-B

8260: Run and report at lowest possible RLs, undiluted if possible. If DF required, run at lowest possible DF with exceedances and another run with exceedance within cal range. Package Due Date: 09/19/14

NJ-8260

Sample #	Client ID	Mat	PR	Collected	Container
L1421110-22	MW-544S		1	S0 11SEP14 12:10	3-Vial-B

8260: Run and report at lowest possible RLs, undiluted if possible. If DF required, run at lowest possible DF with exceedances and another run with exceedance within cal range. Package Due Date: 09/19/14

NJ-8260

Sample #	Client ID	Mat	PR	Collected	Container
L1421110-23	MW-544I		1	S0 11SEP14 12:15	3-Vial-B

8260: Run and report at lowest possible RLs, undiluted if possible. If DF required, run at lowest possible DF with exceedances and another run with exceedance within cal range. Package Due Date: 09/19/14

NJ-8260

Sample #	Client ID	Mat	PR	Collected	Container
L1421110-24	MW-544D		1	S0 11SEP14 12:20	3-Vial-B

8260: Run and report at lowest possible RLs, undiluted if possible. If DF required, run at lowest possible DF with exceedances and another run with exceedance within cal range. Package Due Date: 09/19/14

NJ-8260

Sample #	Client ID	Mat	PR	Collected	Container
L1421110-25	MW-545S		1	S0 11SEP14 11:35	3-Vial-B

8260: Run and report at lowest possible RLs, undiluted if possible. If DF required, run at lowest possible DF with exceedances and another run with exceedance within cal range. Package Due Date: 09/19/14

NJ-8260

ALPHA ANALYTICAL LABORATORIES, INC.
LOGIN CHAIN OF CUSTODY REPORT
Sep 22 2014, 01:17 pm

Login Number: L1421110
Account: TETRA-NJ2 Tetra Tech GEOProject: 117-0507.600.02
Received: 12SEP14 Due Date: 19SEP14

Sample #	Client ID	Mat	PR	Collected	Container
L1421110-26	MW-545I		1	S0 11SEP14 11:40	3-Vial-B

8260: Run and report at lowest possible RLs, undiluted if possible. If DF required, run at lowest possible DF with exceedances and another run with exceedance within cal range. Package Due Date: 09/19/14

NJ-8260

Sample #	Client ID	Mat	PR	Collected	Container
L1421110-27	MW-545D		1	S0 11SEP14 11:45	3-Vial-B

8260: Run and report at lowest possible RLs, undiluted if possible. If DF required, run at lowest possible DF with exceedances and another run with exceedance within cal range. Package Due Date: 09/19/14

NJ-8260

Sample #	Client ID	Mat	PR	Collected	Container
L1421110-28	MW-546S		1	S0 11SEP14 10:30	3-Vial-B

8260: Run and report at lowest possible RLs, undiluted if possible. If DF required, run at lowest possible DF with exceedances and another run with exceedance within cal range. Package Due Date: 09/19/14

NJ-8260

Sample #	Client ID	Mat	PR	Collected	Container
L1421110-29	MW-546I		1	S0 11SEP14 10:35	3-Vial-B

8260: Run and report at lowest possible RLs, undiluted if possible. If DF required, run at lowest possible DF with exceedances and another run with exceedance within cal range. Package Due Date: 09/19/14

NJ-8260

Sample #	Client ID	Mat	PR	Collected	Container
L1421110-30	MW-546D		1	S0 11SEP14 10:40	3-Vial-B

8260: Run and report at lowest possible RLs, undiluted if possible. If DF required, run at lowest possible DF with exceedances and another run with exceedance within cal range. Package Due Date: 09/19/14

NJ-8260

ALPHA ANALYTICAL LABORATORIES, INC.
LOGIN CHAIN OF CUSTODY REPORT
Sep 22 2014, 01:17 pm

Login Number: L1421110
Account: TETRA-NJ2 Tetra Tech GEOProject: 117-0507.600.02
Received: 12SEP14 Due Date: 19SEP14

Sample #	Client ID	Mat	PR	Collected	Container
L1421110-31	MW-547S		1	S0 11SEP14 14:05	3-Vial-B

8260: Run and report at lowest possible RLs, undiluted if possible. If DF required, run at lowest possible DF with exceedances and another run with exceedance within cal range. Package Due Date: 09/19/14

NJ-8260

Sample #	Client ID	Mat	PR	Collected	Container
L1421110-32	MW-547I		1	S0 11SEP14 14:10	3-Vial-B

8260: Run and report at lowest possible RLs, undiluted if possible. If DF required, run at lowest possible DF with exceedances and another run with exceedance within cal range. Package Due Date: 09/19/14

NJ-8260

Sample #	Client ID	Mat	PR	Collected	Container
L1421110-33	MW-547D		1	S0 11SEP14 14:15	3-Vial-B

8260: Run and report at lowest possible RLs, undiluted if possible. If DF required, run at lowest possible DF with exceedances and another run with exceedance within cal range. Package Due Date: 09/19/14

NJ-8260

Sample #	Client ID	Mat	PR	Collected	Container
L1421110-34	MW-549S		1	S0 11SEP14 07:50	3-Vial-B

8260: Run and report at lowest possible RLs, undiluted if possible. If DF required, run at lowest possible DF with exceedances and another run with exceedance within cal range. Package Due Date: 09/19/14

NJ-8260

Sample #	Client ID	Mat	PR	Collected	Container
L1421110-35	MW-549I		1	S0 11SEP14 08:00	3-Vial-B

8260: Run and report at lowest possible RLs, undiluted if possible. If DF required, run at lowest possible DF with exceedances and another run with exceedance within cal range. Package Due Date: 09/19/14

NJ-8260

ALPHA ANALYTICAL LABORATORIES, INC.
LOGIN CHAIN OF CUSTODY REPORT
Sep 22 2014, 01:17 pm

Login Number: L1421110
Account: TETRA-NJ2 Tetra Tech GEOProject: 117-0507.600.02
Received: 12SEP14 Due Date: 19SEP14

Sample #	Client ID	Mat	PR	Collected	Container
L1421110-36	MW-550S		1	S0 11SEP14 08:50	3-Vial-B

8260: Run and report at lowest possible RLs, undiluted if possible. If DF required, run at lowest possible DF with exceedances and another run with exceedance within cal range. Package Due Date: 09/19/14

NJ-8260

Sample #	Client ID	Mat	PR	Collected	Container
L1421110-37	PZ-521S		1	S0 11SEP14 14:25	3-Vial-B

8260: Run and report at lowest possible RLs, undiluted if possible. If DF required, run at lowest possible DF with exceedances and another run with exceedance within cal range. Package Due Date: 09/19/14

NJ-8260

Sample #	Client ID	Mat	PR	Collected	Container
L1421110-38	PZ-521I		1	S0 11SEP14 14:30	3-Vial-B

8260: Run and report at lowest possible RLs, undiluted if possible. If DF required, run at lowest possible DF with exceedances and another run with exceedance within cal range. Package Due Date: 09/19/14

NJ-8260

Sample #	Client ID	Mat	PR	Collected	Container
L1421110-39	PZ-522S		1	S0 11SEP14 12:35	3-Vial-B

8260: Run and report at lowest possible RLs, undiluted if possible. If DF required, run at lowest possible DF with exceedances and another run with exceedance within cal range. Package Due Date: 09/19/14

NJ-8260

Sample #	Client ID	Mat	PR	Collected	Container
L1421110-40	PZ-522I		1	S0 11SEP14 12:40	3-Vial-B

8260: Run and report at lowest possible RLs, undiluted if possible. If DF required, run at lowest possible DF with exceedances and another run with exceedance within cal range. Package Due Date: 09/19/14

NJ-8260

ALPHA ANALYTICAL LABORATORIES, INC.
LOGIN CHAIN OF CUSTODY REPORT
Sep 22 2014, 01:17 pm

Login Number: L1421110
Account: TETRA-NJ2 Tetra Tech GEOProject: 117-0507.600.02
Received: 12SEP14 Due Date: 19SEP14

Sample #	Client ID	Mat	PR	Collected	Container
L1421110-41	PZ-522D		1	S0 11SEP14 12:45	3-Vial-B

8260: Run and report at lowest possible RLs, undiluted if possible. If DF required, run at lowest possible DF with exceedances and another run with exceedance within cal range. Package Due Date: 09/19/14

NJ-8260

Sample #	Client ID	Mat	PR	Collected	Container
L1421110-42	PZ-524S		1	S0 11SEP14 11:50	3-Vial-B

8260: Run and report at lowest possible RLs, undiluted if possible. If DF required, run at lowest possible DF with exceedances and another run with exceedance within cal range. Package Due Date: 09/19/14

NJ-8260

Sample #	Client ID	Mat	PR	Collected	Container
L1421110-43	PZ-524I		1	S0 11SEP14 11:55	3-Vial-B

8260: Run and report at lowest possible RLs, undiluted if possible. If DF required, run at lowest possible DF with exceedances and another run with exceedance within cal range. Package Due Date: 09/19/14

NJ-8260

Sample #	Client ID	Mat	PR	Collected	Container
L1421110-44	PZ-524D		1	S0 11SEP14 12:00	3-Vial-B

8260: Run and report at lowest possible RLs, undiluted if possible. If DF required, run at lowest possible DF with exceedances and another run with exceedance within cal range. Package Due Date: 09/19/14

NJ-8260

Sample #	Client ID	Mat	PR	Collected	Container
L1421110-45	MW-550I		1	S0 11SEP14 15:55	3-Vial-B

8260: Run and report at lowest possible RLs, undiluted if possible. If DF required, run at lowest possible DF with exceedances and another run with exceedance within cal range. Package Due Date: 09/19/14

NJ-8260

ALPHA ANALYTICAL LABORATORIES, INC.
LOGIN CHAIN OF CUSTODY REPORT
Sep 22 2014, 01:17 pm

Login Number: L1421110
Account: TETRA-NJ2 Tetra Tech GEOProject: 117-0507.600.02
Received: 12SEP14 Due Date: 19SEP14

Sample #	Client ID	Mat	PR	Collected	Container
L1421110-46	SW-1		1	S0 11SEP14 15:05	3-Vial-B

8260: Run and report at lowest possible RLs, undiluted if possible. If DF required, run at lowest possible DF with exceedances and another run with exceedance within cal range. Package Due Date: 09/19/14

NJ-8260

Sample #	Client ID	Mat	PR	Collected	Container
L1421110-47	SW-2		1	S0 11SEP14 15:20	3-Vial-B

8260: Run and report at lowest possible RLs, undiluted if possible. If DF required, run at lowest possible DF with exceedances and another run with exceedance within cal range. Package Due Date: 09/19/14

NJ-8260

Sample #	Client ID	Mat	PR	Collected	Container
L1421110-48	SW-3		1	S0 11SEP14 15:30	3-Vial-B

8260: Run and report at lowest possible RLs, undiluted if possible. If DF required, run at lowest possible DF with exceedances and another run with exceedance within cal range. Package Due Date: 09/19/14

NJ-8260

Sample #	Client ID	Mat	PR	Collected	Container
L1421110-49	SW-4		1	S0 11SEP14 15:45	3-Vial-B

8260: Run and report at lowest possible RLs, undiluted if possible. If DF required, run at lowest possible DF with exceedances and another run with exceedance within cal range. Package Due Date: 09/19/14

NJ-8260

Sample #	Client ID	Mat	PR	Collected	Container
L1421110-50	DUP-01		1	S0 11SEP14 00:00	3-Vial-B

8260: Run and report at lowest possible RLs, undiluted if possible. If DF required, run at lowest possible DF with exceedances and another run with exceedance within cal range. Use "C" for screening only. Package Due Date: 09/19/14

NJ-8260

ALPHA ANALYTICAL LABORATORIES, INC.
LOGIN CHAIN OF CUSTODY REPORT
Sep 22 2014, 01:17 pm

Login Number: L1421110
Account: TETRA-NJ2 Tetra Tech GEOProject: 117-0507.600.02
Received: 12SEP14 Due Date: 19SEP14

Sample #	Client ID	Mat	PR	Collected	Container
L1421110-51	DUP-02		1	S0 11SEP14 00:00	3-Vial-B

8260: Run and report at lowest possible RLs, undiluted if possible. If DF required, run at lowest possible DF with exceedances and another run with exceedance within cal range. Package Due Date: 09/19/14

NJ-8260

Sample #	Client ID	Mat	PR	Collected	Container
L1421110-52	DUP-03		1	S0 11SEP14 00:00	3-Vial-B

8260: Run and report at lowest possible RLs, undiluted if possible. If DF required, run at lowest possible DF with exceedances and another run with exceedance within cal range. Package Due Date: 09/19/14

NJ-8260

Sample #	Client ID	Mat	PR	Collected	Container
L1421110-53	DUP-04		1	S0 11SEP14 00:00	3-Vial-B

8260: Run and report at lowest possible RLs, undiluted if possible. If DF required, run at lowest possible DF with exceedances and another run with exceedance within cal range. Package Due Date: 09/19/14

NJ-8260

Sample #	Client ID	Mat	PR	Collected	Container
L1421110-54	DUP-05		1	S0 11SEP14 00:00	3-Vial-B

8260: Run and report at lowest possible RLs, undiluted if possible. If DF required, run at lowest possible DF with exceedances and another run with exceedance within cal range. Package Due Date: 09/19/14

NJ-8260

Sample #	Client ID	Mat	PR	Collected	Container
L1421110-55	DUP-06		1	S0 11SEP14 00:00	3-Vial-B

8260: Run and report at lowest possible RLs, undiluted if possible. If DF required, run at lowest possible DF with exceedances and another run with exceedance within cal range. Package Due Date: 09/19/14

NJ-8260

ALPHA ANALYTICAL LABORATORIES, INC.
LOGIN CHAIN OF CUSTODY REPORT
Sep 22 2014, 01:17 pm

Login Number: L1421110
Account: TETRA-NJ2 Tetra Tech GEOProject: 117-0507.600.02
Received: 12SEP14 Due Date: 19SEP14

Sample #	Client ID	Mat	PR	Collected	Container
L1421110-56	FB-091114	1	S0	11SEP14 16:10	3-Vial-B

8260: Run and report at lowest possible RLs, undiluted if possible. If DF required, run at lowest possible DF with exceedances and another run with exceedance within cal range. Package Due Date: 09/19/14

NJ-8260

Sample #	Client ID	Mat	PR	Collected	Container
L1421110-57	TB-091114	1	S0	10SEP14 00:00	4-Vial-B

8260: Run and report at lowest possible RLs, undiluted if possible. If DF required, run at lowest possible DF with exceedances and another run with exceedance within cal range. TB : 10-SEP-14 00:00 Package Due Date: 09/19/14

NJ-8260

Logged By: Kelly Stenstrom

ALPHA ANALYTICAL LABORATORIES
Container Tracking Report

Container ID	Type	Status	Transaction Date	From Response	From Location	From Operator	To Response	To Location	To Operator
L1421110-01A	Vial-B	INTACT	17-SEP-14	GC/MS	GC/MS	Przemyslaw Kaczorows	CUSTODY	VOA DEAD FRIDGE	CUSTODY Przemyslaw Kaczorows
L1421110-01A	Vial-B	INTACT	17-SEP-14	CUSTODY	VOA CUSTODY	Piotr Duczmalewski	GC/MS	GC/MS	Piotr Duczmalewski
L1421110-01A	Vial-B	INTACT	13-SEP-14		CUSTODY	Michael Chang	VOA CUSTODY	VOA CUSTODY	Michael Chang
L1421110-01A	Vial-B	INTACT	13-SEP-14	LOGIN	LOGIN	Graham Phillips	CUSTODY	CUSTODY	Graham Phillips
L1421110-01B	Vial-B	INTACT	16-SEP-14	CUSTODY	GC/MS	Mike Vickery	VOA DEAD FRIDGE	CUSTODY	VOA DEAD FRIDGE CUSTODY Mike Vickery
L1421110-01B	Vial-B	INTACT	16-SEP-14	CUSTODY	VOA DEAD FRIDGE	CUSTODY Mike Vickery	GC/MS	GC/MS	Mike Vickery
L1421110-01B	Vial-B	INTACT	15-SEP-14	CUSTODY	GC/MS	Mike Vickery	VOA DEAD FRIDGE	CUSTODY	VOA DEAD FRIDGE CUSTODY Mike Vickery
L1421110-01B	Vial-B	INTACT	15-SEP-14	CUSTODY	VOA CUSTODY	Mike Vickery	GC/MS	GC/MS	Mike Vickery
L1421110-01B	Vial-B	INTACT	13-SEP-14		CUSTODY	Michael Chang	VOA CUSTODY	VOA CUSTODY	Michael Chang
L1421110-01B	Vial-B	INTACT	13-SEP-14	LOGIN	LOGIN	Graham Phillips	CUSTODY	CUSTODY	Graham Phillips
L1421110-01C	Vial-B	INTACT	13-SEP-14		CUSTODY	Michael Chang	VOA CUSTODY	VOA CUSTODY	Michael Chang
L1421110-01C	Vial-B	INTACT	13-SEP-14	LOGIN	LOGIN	Graham Phillips	CUSTODY	CUSTODY	Graham Phillips
L1421110-02A	Vial-B	INTACT	17-SEP-14	GC/MS	GC/MS	Przemyslaw Kaczorows	CUSTODY	VOA DEAD FRIDGE	CUSTODY Przemyslaw Kaczorows
L1421110-02A	Vial-B	INTACT	17-SEP-14	CUSTODY	VOA CUSTODY	Piotr Duczmalewski	GC/MS	GC/MS	Piotr Duczmalewski
L1421110-02A	Vial-B	INTACT	13-SEP-14		CUSTODY	Michael Chang	VOA CUSTODY	VOA CUSTODY	Michael Chang
L1421110-02A	Vial-B	INTACT	13-SEP-14	LOGIN	LOGIN	Graham Phillips	CUSTODY	CUSTODY	Graham Phillips
L1421110-02B	Vial-B	INTACT	16-SEP-14	CUSTODY	GC/MS	Mike Vickery	VOA DEAD FRIDGE	CUSTODY	VOA DEAD FRIDGE CUSTODY Mike Vickery
L1421110-02B	Vial-B	INTACT	16-SEP-14	CUSTODY	VOA DEAD FRIDGE	CUSTODY Mike Vickery	GC/MS	GC/MS	Mike Vickery
L1421110-02B	Vial-B	INTACT	15-SEP-14	CUSTODY	GC/MS	Mike Vickery	VOA DEAD FRIDGE	CUSTODY	VOA DEAD FRIDGE CUSTODY Mike Vickery
L1421110-02B	Vial-B	INTACT	15-SEP-14	CUSTODY	VOA CUSTODY	Mike Vickery	GC/MS	GC/MS	Mike Vickery
L1421110-02B	Vial-B	INTACT	13-SEP-14		CUSTODY	Michael Chang	VOA CUSTODY	VOA CUSTODY	Michael Chang
L1421110-02B	Vial-B	INTACT	13-SEP-14	LOGIN	LOGIN	Graham Phillips	CUSTODY	CUSTODY	Graham Phillips
L1421110-02C	Vial-B	INTACT	13-SEP-14		CUSTODY	Michael Chang	VOA CUSTODY	VOA CUSTODY	Michael Chang
L1421110-02C	Vial-B	INTACT	13-SEP-14	LOGIN	LOGIN	Graham Phillips	CUSTODY	CUSTODY	Graham Phillips
L1421110-03A	Vial-B	INTACT	17-SEP-14	GC/MS	GC/MS	Przemyslaw Kaczorows	CUSTODY	VOA DEAD FRIDGE	CUSTODY Przemyslaw Kaczorows

Container ID	Type	Status	Transaction Date	From Response	Location	To Operator	Response	Location	Operator
L1421110-03A	Vial-B	INTACT	17-SEP-14	CUSTODY	VOA CUSTODY	Piotr Duczmalewski	GC/MS	GC/MS	Piotr Duczmalewski
L1421110-03A	Vial-B	INTACT	13-SEP-14		CUSTODY	Michael Chang	VOA CUSTODY	VOA CUSTODY	Michael Chang
L1421110-03A	Vial-B	INTACT	13-SEP-14	LOGIN	LOGIN	Graham Phillips	CUSTODY	CUSTODY	Graham Phillips
L1421110-03B	Vial-B	INTACT	16-SEP-14	CUSTODY	GC/MS	Mike Vickery	VOA DEAD FRIDGE CUSTODY	VOA DEAD FRIDGE CUSTODY	Mike Vickery
L1421110-03B	Vial-B	INTACT	16-SEP-14	CUSTODY	VOA DEAD FRIDGE CUSTODY	Mike Vickery	GC/MS	GC/MS	Mike Vickery
L1421110-03B	Vial-B	INTACT	15-SEP-14	CUSTODY	GC/MS	Mike Vickery	VOA DEAD FRIDGE CUSTODY	VOA DEAD FRIDGE CUSTODY	Mike Vickery
L1421110-03B	Vial-B	INTACT	15-SEP-14	CUSTODY	VOA CUSTODY	Mike Vickery	GC/MS	GC/MS	Mike Vickery
L1421110-03B	Vial-B	INTACT	13-SEP-14		CUSTODY	Michael Chang	VOA CUSTODY	VOA CUSTODY	Michael Chang
L1421110-03B	Vial-B	INTACT	13-SEP-14	LOGIN	LOGIN	Graham Phillips	CUSTODY	CUSTODY	Graham Phillips
L1421110-03C	Vial-B	INTACT	13-SEP-14		CUSTODY	Michael Chang	VOA CUSTODY	VOA CUSTODY	Michael Chang
L1421110-03C	Vial-B	INTACT	13-SEP-14	LOGIN	LOGIN	Graham Phillips	CUSTODY	CUSTODY	Graham Phillips
L1421110-04A	Vial-B	INTACT	18-SEP-14	GC/MS	GC/MS	Piotr Duczmalewski	CUSTODY	VOA DEAD FRIDGE	CUSTODY Piotr Duczmalewski
L1421110-04A	Vial-B	INTACT	18-SEP-14	CUSTODY	VOA CUSTODY	Piotr Duczmalewski	GC/MS	GC/MS	Piotr Duczmalewski
L1421110-04A	Vial-B	INTACT	13-SEP-14		CUSTODY	Michael Chang	VOA CUSTODY	VOA CUSTODY	Michael Chang
L1421110-04A	Vial-B	INTACT	13-SEP-14	LOGIN	LOGIN	Graham Phillips	CUSTODY	CUSTODY	Graham Phillips
L1421110-04B	Vial-B	INTACT	16-SEP-14	CUSTODY	GC/MS	Mike Vickery	VOA DEAD FRIDGE CUSTODY	VOA DEAD FRIDGE CUSTODY	Mike Vickery
L1421110-04B	Vial-B	INTACT	16-SEP-14	CUSTODY	VOA DEAD FRIDGE CUSTODY	Mike Vickery	GC/MS	GC/MS	Mike Vickery
L1421110-04B	Vial-B	INTACT	15-SEP-14	CUSTODY	GC/MS	Mike Vickery	VOA DEAD FRIDGE CUSTODY	VOA DEAD FRIDGE CUSTODY	Mike Vickery
L1421110-04B	Vial-B	INTACT	15-SEP-14	CUSTODY	VOA CUSTODY	Mike Vickery	GC/MS	GC/MS	Mike Vickery
L1421110-04B	Vial-B	INTACT	13-SEP-14		CUSTODY	Michael Chang	VOA CUSTODY	VOA CUSTODY	Michael Chang
L1421110-04B	Vial-B	INTACT	13-SEP-14	LOGIN	LOGIN	Graham Phillips	CUSTODY	CUSTODY	Graham Phillips
L1421110-04C	Vial-B	INTACT	13-SEP-14		CUSTODY	Michael Chang	VOA CUSTODY	VOA CUSTODY	Michael Chang
L1421110-04C	Vial-B	INTACT	13-SEP-14	LOGIN	LOGIN	Graham Phillips	CUSTODY	CUSTODY	Graham Phillips
L1421110-05A	Vial-B	INTACT	18-SEP-14	GC/MS	GC/MS	Piotr Duczmalewski	CUSTODY	VOA DEAD FRIDGE	CUSTODY Piotr Duczmalewski
L1421110-05A	Vial-B	INTACT	18-SEP-14	CUSTODY	VOA CUSTODY	Piotr Duczmalewski	GC/MS	GC/MS	Piotr Duczmalewski

Container ID	Type	Status	Transaction Date	From Response	Location	To Operator	Response	Location	Operator
L1421110-05A	Vial-B	INTACT	13-SEP-14		CUSTODY	Michael Chang	VOA CUSTODY	VOA CUSTODY	Michael Chang
L1421110-05A	Vial-B	INTACT	13-SEP-14	LOGIN	LOGIN	Graham Phillips	CUSTODY	CUSTODY	Graham Phillips
L1421110-05B	Vial-B	INTACT	16-SEP-14	CUSTODY	GC/MS	Mike Vickery	VOA DEAD FRIDGE CUSTODY	VOA DEAD FRIDGE CUSTODY	Mike Vickery
L1421110-05B	Vial-B	INTACT	16-SEP-14	CUSTODY	VOA DEAD FRIDGE CUSTODY	Mike Vickery	GC/MS	GC/MS	Mike Vickery
L1421110-05B	Vial-B	INTACT	15-SEP-14	CUSTODY	GC/MS	Mike Vickery	VOA DEAD FRIDGE CUSTODY	VOA DEAD FRIDGE CUSTODY	Mike Vickery
L1421110-05B	Vial-B	INTACT	15-SEP-14	CUSTODY	VOA CUSTODY	Mike Vickery	GC/MS	GC/MS	Mike Vickery
L1421110-05B	Vial-B	INTACT	13-SEP-14		CUSTODY	Michael Chang	VOA CUSTODY	VOA CUSTODY	Michael Chang
L1421110-05B	Vial-B	INTACT	13-SEP-14	LOGIN	LOGIN	Graham Phillips	CUSTODY	CUSTODY	Graham Phillips
L1421110-05C	Vial-B	INTACT	13-SEP-14		CUSTODY	Michael Chang	VOA CUSTODY	VOA CUSTODY	Michael Chang
L1421110-05C	Vial-B	INTACT	13-SEP-14	LOGIN	LOGIN	Graham Phillips	CUSTODY	CUSTODY	Graham Phillips
L1421110-06A	Vial-B	INTACT	18-SEP-14	GC/MS	GC/MS	Piotr Duczmalewski	CUSTODY	VOA DEAD FRIDGE CUSTODY	Piotr Duczmalewski
L1421110-06A	Vial-B	INTACT	18-SEP-14	CUSTODY	VOA CUSTODY	Piotr Duczmalewski	GC/MS	GC/MS	Piotr Duczmalewski
L1421110-06A	Vial-B	INTACT	13-SEP-14		CUSTODY	Michael Chang	VOA CUSTODY	VOA CUSTODY	Michael Chang
L1421110-06A	Vial-B	INTACT	13-SEP-14	LOGIN	LOGIN	Graham Phillips	CUSTODY	CUSTODY	Graham Phillips
L1421110-06B	Vial-B	INTACT	16-SEP-14	CUSTODY	GC/MS	Mike Vickery	VOA DEAD FRIDGE CUSTODY	VOA DEAD FRIDGE CUSTODY	Mike Vickery
L1421110-06B	Vial-B	INTACT	16-SEP-14	CUSTODY	VOA DEAD FRIDGE CUSTODY	Mike Vickery	GC/MS	GC/MS	Mike Vickery
L1421110-06B	Vial-B	INTACT	15-SEP-14	CUSTODY	GC/MS	Mike Vickery	VOA DEAD FRIDGE CUSTODY	VOA DEAD FRIDGE CUSTODY	Mike Vickery
L1421110-06B	Vial-B	INTACT	15-SEP-14	CUSTODY	VOA CUSTODY	Mike Vickery	GC/MS	GC/MS	Mike Vickery
L1421110-06B	Vial-B	INTACT	13-SEP-14		CUSTODY	Michael Chang	VOA CUSTODY	VOA CUSTODY	Michael Chang
L1421110-06B	Vial-B	INTACT	13-SEP-14	LOGIN	LOGIN	Graham Phillips	CUSTODY	CUSTODY	Graham Phillips
L1421110-06C	Vial-B	INTACT	13-SEP-14		CUSTODY	Michael Chang	VOA CUSTODY	VOA CUSTODY	Michael Chang
L1421110-06C	Vial-B	INTACT	13-SEP-14	LOGIN	LOGIN	Graham Phillips	CUSTODY	CUSTODY	Graham Phillips
L1421110-07A	Vial-B	INTACT	19-SEP-14	GC/MS	GC/MS	Piotr Duczmalewski	CUSTODY	VOA DEAD FRIDGE CUSTODY	Piotr Duczmalewski
L1421110-07A	Vial-B	INTACT	18-SEP-14	CUSTODY	VOA CUSTODY	Piotr Duczmalewski	GC/MS	GC/MS	Piotr Duczmalewski
L1421110-07A	Vial-B	INTACT	13-SEP-14		CUSTODY	Michael Chang	VOA CUSTODY	VOA CUSTODY	Michael Chang

Container ID	Type	Status	Transaction Date	From Response	Location	To Operator	Response	Location	Operator
L1421110-07A	Vial-B	INTACT	13-SEP-14	LOGIN	LOGIN	Graham Phillips	CUSTODY	CUSTODY	Graham Phillips
L1421110-07B	Vial-B	INTACT	16-SEP-14	CUSTODY	GC/MS	Mike Vickery	VOA DEAD FRIDGE CUSTODY	VOA DEAD FRIDGE CUSTODY	Mike Vickery
L1421110-07B	Vial-B	INTACT	16-SEP-14	CUSTODY	VOA DEAD FRIDGE CUSTODY	Mike Vickery	GC/MS	GC/MS	Mike Vickery
L1421110-07B	Vial-B	INTACT	15-SEP-14	CUSTODY	GC/MS	Mike Vickery	VOA DEAD FRIDGE CUSTODY	VOA DEAD FRIDGE CUSTODY	Mike Vickery
L1421110-07B	Vial-B	INTACT	15-SEP-14	CUSTODY	VOA CUSTODY	Mike Vickery	GC/MS	GC/MS	Mike Vickery
L1421110-07B	Vial-B	INTACT	13-SEP-14		CUSTODY	Michael Chang	VOA CUSTODY	VOA CUSTODY	Michael Chang
L1421110-07B	Vial-B	INTACT	13-SEP-14	LOGIN	LOGIN	Graham Phillips	CUSTODY	CUSTODY	Graham Phillips
L1421110-07C	Vial-B	INTACT	13-SEP-14		CUSTODY	Michael Chang	VOA CUSTODY	VOA CUSTODY	Michael Chang
L1421110-07C	Vial-B	INTACT	13-SEP-14	LOGIN	LOGIN	Graham Phillips	CUSTODY	CUSTODY	Graham Phillips
L1421110-08A	Vial-B	INTACT	19-SEP-14	GC/MS	GC/MS	Piotr Duczmalewski	CUSTODY	VOA DEAD FRIDGE CUSTODY	Piotr Duczmalewski
L1421110-08A	Vial-B	INTACT	18-SEP-14	CUSTODY	VOA CUSTODY	Piotr Duczmalewski	GC/MS	GC/MS	Piotr Duczmalewski
L1421110-08A	Vial-B	INTACT	13-SEP-14		CUSTODY	Michael Chang	VOA CUSTODY	VOA CUSTODY	Michael Chang
L1421110-08A	Vial-B	INTACT	13-SEP-14	LOGIN	LOGIN	Graham Phillips	CUSTODY	CUSTODY	Graham Phillips
L1421110-08B	Vial-B	INTACT	16-SEP-14	CUSTODY	GC/MS	Mike Vickery	VOA DEAD FRIDGE CUSTODY	VOA DEAD FRIDGE CUSTODY	Mike Vickery
Comments: This container has not been properly returned to CUSTODY! It was last assigned to MVICKERY for department GC/MS on 09/15/14 12:16 .									
L1421110-08B	Vial-B	INTACT	16-SEP-14	CUSTODY	GC/MS	Mike Vickery	GC/MS	GC/MS	Mike Vickery
L1421110-08B	Vial-B	INTACT	15-SEP-14	CUSTODY	VOA CUSTODY	Mike Vickery	GC/MS	GC/MS	Mike Vickery
L1421110-08B	Vial-B	INTACT	13-SEP-14		CUSTODY	Michael Chang	VOA CUSTODY	VOA CUSTODY	Michael Chang
L1421110-08B	Vial-B	INTACT	13-SEP-14	LOGIN	LOGIN	Graham Phillips	CUSTODY	CUSTODY	Graham Phillips
L1421110-08C	Vial-B	INTACT	13-SEP-14		CUSTODY	Michael Chang	VOA CUSTODY	VOA CUSTODY	Michael Chang
L1421110-08C	Vial-B	INTACT	13-SEP-14	LOGIN	LOGIN	Graham Phillips	CUSTODY	CUSTODY	Graham Phillips
L1421110-09A	Vial-B	INTACT	19-SEP-14	GC/MS	GC/MS	Piotr Duczmalewski	CUSTODY	VOA DEAD FRIDGE CUSTODY	Piotr Duczmalewski
L1421110-09A	Vial-B	INTACT	18-SEP-14	CUSTODY	VOA CUSTODY	Piotr Duczmalewski	GC/MS	GC/MS	Piotr Duczmalewski
L1421110-09A	Vial-B	INTACT	13-SEP-14		CUSTODY	Michael Chang	VOA CUSTODY	VOA CUSTODY	Michael Chang
L1421110-09A	Vial-B	INTACT	13-SEP-14	LOGIN	LOGIN	Graham Phillips	CUSTODY	CUSTODY	Graham Phillips

Container ID	Type	Status	Transaction Date	From Response	Location	To Operator	Response	Location	Operator
L1421110-09B	Vial-B	INTACT	16-SEP-14	CUSTODY	GC/MS	Mike Vickery	VOA DEAD FRIDGE CUSTODY	VOA DEAD FRIDGE CUSTODY	Mike Vickery
L1421110-09B	Vial-B	INTACT	16-SEP-14	CUSTODY	VOA DEAD FRIDGE CUSTODY	Mike Vickery	GC/MS	GC/MS	Mike Vickery
L1421110-09B	Vial-B	INTACT	15-SEP-14	CUSTODY	GC/MS	Mike Vickery	VOA DEAD FRIDGE CUSTODY	VOA DEAD FRIDGE CUSTODY	Mike Vickery
L1421110-09B	Vial-B	INTACT	15-SEP-14	CUSTODY	VOA CUSTODY	Mike Vickery	GC/MS	GC/MS	Mike Vickery
L1421110-09B	Vial-B	INTACT	13-SEP-14		CUSTODY	Michael Chang	VOA CUSTODY	VOA CUSTODY	Michael Chang
L1421110-09B	Vial-B	INTACT	13-SEP-14	LOGIN	LOGIN	Graham Phillips	CUSTODY	CUSTODY	Graham Phillips
L1421110-09C	Vial-B	INTACT	13-SEP-14		CUSTODY	Michael Chang	VOA CUSTODY	VOA CUSTODY	Michael Chang
L1421110-09C	Vial-B	INTACT	13-SEP-14	LOGIN	LOGIN	Graham Phillips	CUSTODY	CUSTODY	Graham Phillips
L1421110-10A	Vial-B	INTACT	19-SEP-14	GC/MS	GC/MS	Piotr Duczmalewski	CUSTODY	VOA DEAD FRIDGE CUSTODY	Piotr Duczmalewski
L1421110-10A	Vial-B	INTACT	18-SEP-14	CUSTODY	VOA CUSTODY	Piotr Duczmalewski	GC/MS	GC/MS	Piotr Duczmalewski
L1421110-10A	Vial-B	INTACT	13-SEP-14		CUSTODY	Michael Chang	VOA CUSTODY	VOA CUSTODY	Michael Chang
L1421110-10A	Vial-B	INTACT	13-SEP-14	LOGIN	LOGIN	Graham Phillips	CUSTODY	CUSTODY	Graham Phillips
L1421110-10B	Vial-B	INTACT	16-SEP-14	CUSTODY	GC/MS	Mike Vickery	VOA DEAD FRIDGE CUSTODY	VOA DEAD FRIDGE CUSTODY	Mike Vickery
L1421110-10B	Vial-B	INTACT	16-SEP-14	CUSTODY	VOA DEAD FRIDGE CUSTODY	Mike Vickery	GC/MS	GC/MS	Mike Vickery
L1421110-10B	Vial-B	INTACT	15-SEP-14	CUSTODY	GC/MS	Mike Vickery	VOA DEAD FRIDGE CUSTODY	VOA DEAD FRIDGE CUSTODY	Mike Vickery
L1421110-10B	Vial-B	INTACT	15-SEP-14	CUSTODY	VOA CUSTODY	Mike Vickery	GC/MS	GC/MS	Mike Vickery
L1421110-10B	Vial-B	INTACT	13-SEP-14		CUSTODY	Michael Chang	VOA CUSTODY	VOA CUSTODY	Michael Chang
L1421110-10B	Vial-B	INTACT	13-SEP-14	LOGIN	LOGIN	Graham Phillips	CUSTODY	CUSTODY	Graham Phillips
L1421110-10C	Vial-B	INTACT	13-SEP-14		CUSTODY	Michael Chang	VOA CUSTODY	VOA CUSTODY	Michael Chang
L1421110-10C	Vial-B	INTACT	13-SEP-14	LOGIN	LOGIN	Graham Phillips	CUSTODY	CUSTODY	Graham Phillips
L1421110-11A	Vial-B	INTACT	19-SEP-14	GC/MS	GC/MS	Piotr Duczmalewski	CUSTODY	VOA DEAD FRIDGE CUSTODY	Piotr Duczmalewski
L1421110-11A	Vial-B	INTACT	18-SEP-14	CUSTODY	VOA CUSTODY	Piotr Duczmalewski	GC/MS	GC/MS	Piotr Duczmalewski
L1421110-11A	Vial-B	INTACT	13-SEP-14		CUSTODY	Michael Chang	VOA CUSTODY	VOA CUSTODY	Michael Chang
L1421110-11A	Vial-B	INTACT	13-SEP-14	LOGIN	LOGIN	Graham Phillips	CUSTODY	CUSTODY	Graham Phillips
L1421110-11B	Vial-B	INTACT	16-SEP-14	CUSTODY	GC/MS	Mike Vickery	VOA DEAD FRIDGE CUSTODY	VOA DEAD FRIDGE CUSTODY	Mike Vickery

Container ID	Type	Status	Transaction Date	From Response	Location	To Operator	Response	Location	Operator
L1421110-11B	Vial-B	INTACT	16-SEP-14	CUSTODY	VOA DEAD FRIDGE	CUSTODY Mike Vickery	GC/MS	GC/MS	Mike Vickery
L1421110-11B	Vial-B	INTACT	15-SEP-14	CUSTODY	GC/MS	Mike Vickery	VOA DEAD FRIDGE CUSTODY	VOA DEAD FRIDGE CUSTODY	Mike Vickery
L1421110-11B	Vial-B	INTACT	15-SEP-14	CUSTODY	VOA CUSTODY	Mike Vickery	GC/MS	GC/MS	Mike Vickery
L1421110-11B	Vial-B	INTACT	13-SEP-14		CUSTODY	Michael Chang	VOA CUSTODY	VOA CUSTODY	Michael Chang
L1421110-11B	Vial-B	INTACT	13-SEP-14	LOGIN	LOGIN	Graham Phillips	CUSTODY	CUSTODY	Graham Phillips
L1421110-11C	Vial-B	INTACT	13-SEP-14		CUSTODY	Michael Chang	VOA CUSTODY	VOA CUSTODY	Michael Chang
L1421110-11C	Vial-B	INTACT	13-SEP-14	LOGIN	LOGIN	Graham Phillips	CUSTODY	CUSTODY	Graham Phillips
L1421110-12A	Vial-B	INTACT	19-SEP-14	GC/MS	GC/MS	Piotr Duczmalewski	CUSTODY	VOA DEAD FRIDGE	CUSTODY Piotr Duczmalewski
L1421110-12A	Vial-B	INTACT	18-SEP-14	CUSTODY	VOA CUSTODY	Piotr Duczmalewski	GC/MS	GC/MS	Piotr Duczmalewski
L1421110-12A	Vial-B	INTACT	13-SEP-14		CUSTODY	Michael Chang	VOA CUSTODY	VOA CUSTODY	Michael Chang
L1421110-12A	Vial-B	INTACT	13-SEP-14	LOGIN	LOGIN	Sharon Hoffman	CUSTODY	CUSTODY	Sharon Hoffman
L1421110-12B	Vial-B	INTACT	16-SEP-14	CUSTODY	GC/MS	Mike Vickery	VOA DEAD FRIDGE CUSTODY	VOA DEAD FRIDGE CUSTODY	Mike Vickery
L1421110-12B	Vial-B	INTACT	16-SEP-14	CUSTODY	VOA DEAD FRIDGE	CUSTODY Mike Vickery	GC/MS	GC/MS	Mike Vickery
L1421110-12B	Vial-B	INTACT	15-SEP-14	CUSTODY	GC/MS	Mike Vickery	VOA DEAD FRIDGE CUSTODY	VOA DEAD FRIDGE CUSTODY	Mike Vickery
L1421110-12B	Vial-B	INTACT	15-SEP-14	CUSTODY	VOA CUSTODY	Mike Vickery	GC/MS	GC/MS	Mike Vickery
L1421110-12B	Vial-B	INTACT	13-SEP-14		CUSTODY	Michael Chang	VOA CUSTODY	VOA CUSTODY	Michael Chang
L1421110-12B	Vial-B	INTACT	13-SEP-14	LOGIN	LOGIN	Sharon Hoffman	CUSTODY	CUSTODY	Sharon Hoffman
L1421110-12C	Vial-B	INTACT	13-SEP-14		CUSTODY	Michael Chang	VOA CUSTODY	VOA CUSTODY	Michael Chang
L1421110-12C	Vial-B	INTACT	13-SEP-14	LOGIN	LOGIN	Sharon Hoffman	CUSTODY	CUSTODY	Sharon Hoffman
L1421110-13A	Vial-B	INTACT	19-SEP-14	GC/MS	GC/MS	Piotr Duczmalewski	CUSTODY	VOA DEAD FRIDGE	CUSTODY Piotr Duczmalewski
L1421110-13A	Vial-B	INTACT	18-SEP-14	CUSTODY	VOA CUSTODY	Piotr Duczmalewski	GC/MS	GC/MS	Piotr Duczmalewski
L1421110-13A	Vial-B	INTACT	13-SEP-14		CUSTODY	Michael Chang	VOA CUSTODY	VOA CUSTODY	Michael Chang
L1421110-13A	Vial-B	INTACT	13-SEP-14	LOGIN	LOGIN	Graham Phillips	CUSTODY	CUSTODY	Graham Phillips
L1421110-13B	Vial-B	INTACT	16-SEP-14	CUSTODY	GC/MS	Mike Vickery	VOA DEAD FRIDGE CUSTODY	VOA DEAD FRIDGE CUSTODY	Mike Vickery
L1421110-13B	Vial-B	INTACT	16-SEP-14	CUSTODY	VOA DEAD FRIDGE	CUSTODY Mike Vickery	GC/MS	GC/MS	Mike Vickery

Container ID Type	Status	Transaction Date	From Response	Location	To Operator	Response	Location	Operator
L1421110-13B Vial-B	INTACT	15-SEP-14	CUSTODY	GC/MS	Mike Vickery	VOA DEAD FRIDGE CUSTODY	VOA DEAD FRIDGE CUSTODY	Mike Vickery
L1421110-13B Vial-B	INTACT	15-SEP-14	CUSTODY	VOA CUSTODY	Mike Vickery	GC/MS	GC/MS	Mike Vickery
L1421110-13B Vial-B	INTACT	13-SEP-14		CUSTODY	Michael Chang	VOA CUSTODY	VOA CUSTODY	Michael Chang
L1421110-13B Vial-B	INTACT	13-SEP-14	LOGIN	LOGIN	Graham Phillips	CUSTODY	CUSTODY	Graham Phillips
L1421110-13C Vial-B	INTACT	13-SEP-14		CUSTODY	Michael Chang	VOA CUSTODY	VOA CUSTODY	Michael Chang
L1421110-13C Vial-B	INTACT	13-SEP-14	LOGIN	LOGIN	Graham Phillips	CUSTODY	CUSTODY	Graham Phillips
L1421110-14A Vial-B	INTACT	20-SEP-14	GC/MS	GC/MS	Piotr Duczmalewski	CUSTODY	VOA DEAD FRIDGE CUSTODY	Piotr Duczmalewski
L1421110-14A Vial-B	INTACT	20-SEP-14	CUSTODY	VOA DEAD FRIDGE CUSTODY	Piotr Duczmalewski	GC/MS	GC/MS	Piotr Duczmalewski
L1421110-14A Vial-B	INTACT	19-SEP-14	GC/MS	GC/MS	Piotr Duczmalewski	CUSTODY	VOA DEAD FRIDGE CUSTODY	Piotr Duczmalewski
L1421110-14A Vial-B	INTACT	18-SEP-14	CUSTODY	VOA CUSTODY	Piotr Duczmalewski	GC/MS	GC/MS	Piotr Duczmalewski
L1421110-14A Vial-B	INTACT	13-SEP-14		CUSTODY	Michael Chang	VOA CUSTODY	VOA CUSTODY	Michael Chang
L1421110-14A Vial-B	INTACT	13-SEP-14	LOGIN	LOGIN	Graham Phillips	CUSTODY	CUSTODY	Graham Phillips
L1421110-14B Vial-B	INTACT	16-SEP-14	CUSTODY	GC/MS	Mike Vickery	VOA DEAD FRIDGE CUSTODY	VOA DEAD FRIDGE CUSTODY	Mike Vickery
L1421110-14B Vial-B	INTACT	16-SEP-14	CUSTODY	VOA DEAD FRIDGE CUSTODY	Mike Vickery	GC/MS	GC/MS	Mike Vickery
L1421110-14B Vial-B	INTACT	15-SEP-14	CUSTODY	GC/MS	Mike Vickery	VOA DEAD FRIDGE CUSTODY	VOA DEAD FRIDGE CUSTODY	Mike Vickery
L1421110-14B Vial-B	INTACT	15-SEP-14	CUSTODY	VOA CUSTODY	Mike Vickery	GC/MS	GC/MS	Mike Vickery
L1421110-14B Vial-B	INTACT	13-SEP-14		CUSTODY	Michael Chang	VOA CUSTODY	VOA CUSTODY	Michael Chang
L1421110-14B Vial-B	INTACT	13-SEP-14	LOGIN	LOGIN	Graham Phillips	CUSTODY	CUSTODY	Graham Phillips
L1421110-14C Vial-B	INTACT	20-SEP-14	GC/MS	GC/MS	Piotr Duczmalewski	CUSTODY	VOA DEAD FRIDGE CUSTODY	Piotr Duczmalewski
L1421110-14C Vial-B	INTACT	20-SEP-14	CUSTODY	VOA DEAD FRIDGE CUSTODY	Piotr Duczmalewski	GC/MS	GC/MS	Piotr Duczmalewski
L1421110-14C Vial-B	INTACT	19-SEP-14	GC/MS	GC/MS	Piotr Duczmalewski	CUSTODY	VOA DEAD FRIDGE CUSTODY	Piotr Duczmalewski
L1421110-14C Vial-B	INTACT	19-SEP-14	CUSTODY	VOA CUSTODY	Piotr Duczmalewski	GC/MS	GC/MS	Piotr Duczmalewski
L1421110-14C Vial-B	INTACT	13-SEP-14		CUSTODY	Michael Chang	VOA CUSTODY	VOA CUSTODY	Michael Chang
L1421110-14C Vial-B	INTACT	13-SEP-14	LOGIN	LOGIN	Graham Phillips	CUSTODY	CUSTODY	Graham Phillips
L1421110-15A Vial-B	INTACT	19-SEP-14	GC/MS	GC/MS	Piotr Duczmalewski	CUSTODY	VOA DEAD FRIDGE CUSTODY	Piotr Duczmalewski

Container ID Type	Status	Transaction Date	From Response	Location	To Operator	Response	Location	Operator
L1421110-15A Vial-B	INTACT	18-SEP-14	CUSTODY	VOA CUSTODY	Piotr Duczmalewski	GC/MS	GC/MS	Piotr Duczmalewski
L1421110-15A Vial-B	INTACT	13-SEP-14		CUSTODY	Michael Chang	VOA CUSTODY	VOA CUSTODY	Michael Chang
L1421110-15A Vial-B	INTACT	13-SEP-14	LOGIN	LOGIN	Graham Phillips	CUSTODY	CUSTODY	Graham Phillips
L1421110-15B Vial-B	INTACT	16-SEP-14	CUSTODY	GC/MS	Mike Vickery	VOA DEAD FRIDGE CUSTODY	VOA DEAD FRIDGE CUSTODY	Mike Vickery
L1421110-15B Vial-B	INTACT	16-SEP-14	CUSTODY	VOA DEAD FRIDGE CUSTODY	Mike Vickery	GC/MS	GC/MS	Mike Vickery
L1421110-15B Vial-B	INTACT	15-SEP-14	CUSTODY	GC/MS	Mike Vickery	VOA DEAD FRIDGE CUSTODY	VOA DEAD FRIDGE CUSTODY	Mike Vickery
L1421110-15B Vial-B	INTACT	15-SEP-14	CUSTODY	VOA CUSTODY	Mike Vickery	GC/MS	GC/MS	Mike Vickery
L1421110-15B Vial-B	INTACT	13-SEP-14		CUSTODY	Michael Chang	VOA CUSTODY	VOA CUSTODY	Michael Chang
L1421110-15B Vial-B	INTACT	13-SEP-14	LOGIN	LOGIN	Graham Phillips	CUSTODY	CUSTODY	Graham Phillips
L1421110-15C Vial-B	INTACT	19-SEP-14	GC/MS	GC/MS	Piotr Duczmalewski	CUSTODY	VOA DEAD FRIDGE CUSTODY	Piotr Duczmalewski
L1421110-15C Vial-B	INTACT	19-SEP-14	CUSTODY	VOA CUSTODY	Piotr Duczmalewski	GC/MS	GC/MS	Piotr Duczmalewski
L1421110-15C Vial-B	INTACT	13-SEP-14		CUSTODY	Michael Chang	VOA CUSTODY	VOA CUSTODY	Michael Chang
L1421110-15C Vial-B	INTACT	13-SEP-14	LOGIN	LOGIN	Graham Phillips	CUSTODY	CUSTODY	Graham Phillips
L1421110-16A Vial-B	INTACT	19-SEP-14	GC/MS	GC/MS	Piotr Duczmalewski	CUSTODY	VOA DEAD FRIDGE CUSTODY	Piotr Duczmalewski
L1421110-16A Vial-B	INTACT	18-SEP-14	CUSTODY	VOA CUSTODY	Piotr Duczmalewski	GC/MS	GC/MS	Piotr Duczmalewski
L1421110-16A Vial-B	INTACT	13-SEP-14		CUSTODY	Michael Chang	VOA CUSTODY	VOA CUSTODY	Michael Chang
L1421110-16A Vial-B	INTACT	13-SEP-14	LOGIN	LOGIN	Graham Phillips	CUSTODY	CUSTODY	Graham Phillips
L1421110-16B Vial-B	INTACT	16-SEP-14	CUSTODY	VOA CUSTODY	Mike Vickery	VOA DEAD FRIDGE CUSTODY	VOA DEAD FRIDGE CUSTODY	Mike Vickery
L1421110-16B Vial-B	INTACT	13-SEP-14		CUSTODY	Michael Chang	VOA CUSTODY	VOA CUSTODY	Michael Chang
L1421110-16B Vial-B	INTACT	13-SEP-14	LOGIN	LOGIN	Graham Phillips	CUSTODY	CUSTODY	Graham Phillips
L1421110-16C Vial-B	INTACT	13-SEP-14		CUSTODY	Michael Chang	VOA CUSTODY	VOA CUSTODY	Michael Chang
L1421110-16C Vial-B	INTACT	13-SEP-14	LOGIN	LOGIN	Graham Phillips	CUSTODY	CUSTODY	Graham Phillips
L1421110-17A Vial-B	INTACT	19-SEP-14	GC/MS	GC/MS	Piotr Duczmalewski	CUSTODY	VOA DEAD FRIDGE CUSTODY	Piotr Duczmalewski
L1421110-17A Vial-B	INTACT	18-SEP-14	CUSTODY	VOA CUSTODY	Piotr Duczmalewski	GC/MS	GC/MS	Piotr Duczmalewski
L1421110-17A Vial-B	INTACT	13-SEP-14		CUSTODY	Michael Chang	VOA CUSTODY	VOA CUSTODY	Michael Chang

Container ID Type	Status	Transaction Date	From Response	Location	To Operator	Response	Location	Operator
L1421110-17A Vial-B	INTACT	13-SEP-14	LOGIN	LOGIN	Graham Phillips	CUSTODY	CUSTODY	Graham Phillips
L1421110-17B Vial-B	INTACT	16-SEP-14	CUSTODY	VOA CUSTODY	Mike Vickery	VOA DEAD FRIDGE CUSTODY	VOA DEAD FRIDGE CUSTODY	Mike Vickery
L1421110-17B Vial-B	INTACT	13-SEP-14		CUSTODY	Michael Chang	VOA CUSTODY	VOA CUSTODY	Michael Chang
L1421110-17B Vial-B	INTACT	13-SEP-14	LOGIN	LOGIN	Graham Phillips	CUSTODY	CUSTODY	Graham Phillips
L1421110-17C Vial-B	INTACT	13-SEP-14		CUSTODY	Michael Chang	VOA CUSTODY	VOA CUSTODY	Michael Chang
L1421110-17C Vial-B	INTACT	13-SEP-14	LOGIN	LOGIN	Graham Phillips	CUSTODY	CUSTODY	Graham Phillips
L1421110-18A Vial-B	INTACT	19-SEP-14	GC/MS	GC/MS	Piotr Duczmalewski	CUSTODY	VOA DEAD FRIDGE	CUSTODY Piotr Duczmalewski
L1421110-18A Vial-B	INTACT	18-SEP-14	CUSTODY	VOA CUSTODY	Piotr Duczmalewski	GC/MS	GC/MS	Piotr Duczmalewski
L1421110-18A Vial-B	INTACT	13-SEP-14		CUSTODY	Michael Chang	VOA CUSTODY	VOA CUSTODY	Michael Chang
L1421110-18A Vial-B	INTACT	13-SEP-14	LOGIN	LOGIN	Graham Phillips	CUSTODY	CUSTODY	Graham Phillips
L1421110-18B Vial-B	INTACT	16-SEP-14	CUSTODY	VOA CUSTODY	Mike Vickery	VOA DEAD FRIDGE CUSTODY	VOA DEAD FRIDGE CUSTODY	Mike Vickery
L1421110-18B Vial-B	INTACT	13-SEP-14		CUSTODY	Michael Chang	VOA CUSTODY	VOA CUSTODY	Michael Chang
L1421110-18B Vial-B	INTACT	13-SEP-14	LOGIN	LOGIN	Graham Phillips	CUSTODY	CUSTODY	Graham Phillips
L1421110-18C Vial-B	INTACT	13-SEP-14		CUSTODY	Michael Chang	VOA CUSTODY	VOA CUSTODY	Michael Chang
L1421110-18C Vial-B	INTACT	13-SEP-14	LOGIN	LOGIN	Graham Phillips	CUSTODY	CUSTODY	Graham Phillips
L1421110-19A Vial-B	INTACT	18-SEP-14	GC/MS	GC/MS	Piotr Duczmalewski	CUSTODY	VOA DEAD FRIDGE	CUSTODY Piotr Duczmalewski
L1421110-19A Vial-B	INTACT	18-SEP-14	CUSTODY	VOA CUSTODY	Piotr Duczmalewski	GC/MS	GC/MS	Piotr Duczmalewski
L1421110-19A Vial-B	INTACT	13-SEP-14		CUSTODY	Michael Chang	VOA CUSTODY	VOA CUSTODY	Michael Chang
L1421110-19A Vial-B	INTACT	13-SEP-14	LOGIN	LOGIN	Graham Phillips	CUSTODY	CUSTODY	Graham Phillips
L1421110-19B Vial-B	INTACT	16-SEP-14	CUSTODY	VOA CUSTODY	Mike Vickery	VOA DEAD FRIDGE CUSTODY	VOA DEAD FRIDGE CUSTODY	Mike Vickery
L1421110-19B Vial-B	INTACT	13-SEP-14		CUSTODY	Michael Chang	VOA CUSTODY	VOA CUSTODY	Michael Chang
L1421110-19B Vial-B	INTACT	13-SEP-14	LOGIN	LOGIN	Graham Phillips	CUSTODY	CUSTODY	Graham Phillips
L1421110-19C Vial-B	INTACT	19-SEP-14	GC/MS	GC/MS	Piotr Duczmalewski	CUSTODY	VOA DEAD FRIDGE	CUSTODY Piotr Duczmalewski
L1421110-19C Vial-B	INTACT	19-SEP-14	CUSTODY	VOA CUSTODY	Piotr Duczmalewski	GC/MS	GC/MS	Piotr Duczmalewski
L1421110-19C Vial-B	INTACT	13-SEP-14		CUSTODY	Michael Chang	VOA CUSTODY	VOA CUSTODY	Michael Chang

Container ID Type	Status	Transaction Date	From Response	Location	To Operator	Response	Location	Operator
L1421110-19C Vial-B	INTACT	13-SEP-14	LOGIN	LOGIN	Graham Phillips	CUSTODY	CUSTODY	Graham Phillips
L1421110-20A Vial-B	INTACT	19-SEP-14	GC/MS	GC/MS	Piotr Duczmalewski	CUSTODY	VOA DEAD FRIDGE	CUSTODY Piotr Duczmalewski
L1421110-20A Vial-B	INTACT	18-SEP-14	CUSTODY	VOA CUSTODY	Piotr Duczmalewski	GC/MS	GC/MS	Piotr Duczmalewski
L1421110-20A Vial-B	INTACT	13-SEP-14		CUSTODY	Michael Chang	VOA CUSTODY	VOA CUSTODY	Michael Chang
L1421110-20A Vial-B	INTACT	13-SEP-14	LOGIN	LOGIN	Graham Phillips	CUSTODY	CUSTODY	Graham Phillips
L1421110-20B Vial-B	INTACT	16-SEP-14	CUSTODY	VOA CUSTODY	Mike Vickery	VOA DEAD FRIDGE	CUSTODY	VOA DEAD FRIDGE CUSTODY Mike Vickery
L1421110-20B Vial-B	INTACT	13-SEP-14		CUSTODY	Michael Chang	VOA CUSTODY	VOA CUSTODY	Michael Chang
L1421110-20B Vial-B	INTACT	13-SEP-14	LOGIN	LOGIN	Graham Phillips	CUSTODY	CUSTODY	Graham Phillips
L1421110-20C Vial-B	INTACT	13-SEP-14		CUSTODY	Michael Chang	VOA CUSTODY	VOA CUSTODY	Michael Chang
L1421110-20C Vial-B	INTACT	13-SEP-14	LOGIN	LOGIN	Graham Phillips	CUSTODY	CUSTODY	Graham Phillips
L1421110-21A Vial-B	INTACT	19-SEP-14	GC/MS	GC/MS	Piotr Duczmalewski	CUSTODY	VOA DEAD FRIDGE	CUSTODY Piotr Duczmalewski
L1421110-21A Vial-B	INTACT	18-SEP-14	CUSTODY	VOA CUSTODY	Piotr Duczmalewski	GC/MS	GC/MS	Piotr Duczmalewski
L1421110-21A Vial-B	INTACT	13-SEP-14		CUSTODY	Michael Chang	VOA CUSTODY	VOA CUSTODY	Michael Chang
L1421110-21A Vial-B	INTACT	13-SEP-14	LOGIN	LOGIN	Graham Phillips	CUSTODY	CUSTODY	Graham Phillips
L1421110-21B Vial-B	INTACT	16-SEP-14	CUSTODY	VOA CUSTODY	Mike Vickery	VOA DEAD FRIDGE	CUSTODY	VOA DEAD FRIDGE CUSTODY Mike Vickery
L1421110-21B Vial-B	INTACT	13-SEP-14		CUSTODY	Michael Chang	VOA CUSTODY	VOA CUSTODY	Michael Chang
L1421110-21B Vial-B	INTACT	13-SEP-14	LOGIN	LOGIN	Graham Phillips	CUSTODY	CUSTODY	Graham Phillips
L1421110-21C Vial-B	INTACT	13-SEP-14		CUSTODY	Michael Chang	VOA CUSTODY	VOA CUSTODY	Michael Chang
L1421110-21C Vial-B	INTACT	13-SEP-14	LOGIN	LOGIN	Graham Phillips	CUSTODY	CUSTODY	Graham Phillips
L1421110-22A Vial-B	INTACT	19-SEP-14	GC/MS	GC/MS	Piotr Duczmalewski	CUSTODY	VOA DEAD FRIDGE	CUSTODY Piotr Duczmalewski
L1421110-22A Vial-B	INTACT	18-SEP-14	CUSTODY	VOA CUSTODY	Piotr Duczmalewski	GC/MS	GC/MS	Piotr Duczmalewski
L1421110-22A Vial-B	INTACT	13-SEP-14		CUSTODY	Michael Chang	VOA CUSTODY	VOA CUSTODY	Michael Chang
L1421110-22A Vial-B	INTACT	13-SEP-14	LOGIN	LOGIN	Graham Phillips	CUSTODY	CUSTODY	Graham Phillips
L1421110-22B Vial-B	INTACT	16-SEP-14	CUSTODY	VOA CUSTODY	Mike Vickery	VOA DEAD FRIDGE	CUSTODY	VOA DEAD FRIDGE CUSTODY Mike Vickery
L1421110-22B Vial-B	INTACT	13-SEP-14		CUSTODY	Michael Chang	VOA CUSTODY	VOA CUSTODY	Michael Chang

Container ID Type	Status	Transaction Date	From Response	Location	To Operator	Response	Location	Operator
L1421110-22B Vial-B	INTACT	13-SEP-14	LOGIN	LOGIN	Graham Phillips	CUSTODY	CUSTODY	Graham Phillips
L1421110-22C Vial-B	INTACT	13-SEP-14		CUSTODY	Michael Chang	VOA CUSTODY	VOA CUSTODY	Michael Chang
L1421110-22C Vial-B	INTACT	13-SEP-14	LOGIN	LOGIN	Graham Phillips	CUSTODY	CUSTODY	Graham Phillips
L1421110-23A Vial-B	INTACT	19-SEP-14	GC/MS	GC/MS	Piotr Duczmalewski	CUSTODY	VOA DEAD FRIDGE	CUSTODY Piotr Duczmalewski
L1421110-23A Vial-B	INTACT	18-SEP-14	CUSTODY	VOA CUSTODY	Piotr Duczmalewski	GC/MS	GC/MS	Piotr Duczmalewski
L1421110-23A Vial-B	INTACT	13-SEP-14		CUSTODY	Michael Chang	VOA CUSTODY	VOA CUSTODY	Michael Chang
L1421110-23A Vial-B	INTACT	13-SEP-14	LOGIN	LOGIN	Graham Phillips	CUSTODY	CUSTODY	Graham Phillips
L1421110-23B Vial-B	INTACT	16-SEP-14	CUSTODY	VOA CUSTODY	Mike Vickery	VOA DEAD FRIDGE CUSTODY	VOA DEAD FRIDGE CUSTODY	Mike Vickery
L1421110-23B Vial-B	INTACT	13-SEP-14		CUSTODY	Michael Chang	VOA CUSTODY	VOA CUSTODY	Michael Chang
L1421110-23B Vial-B	INTACT	13-SEP-14	LOGIN	LOGIN	Graham Phillips	CUSTODY	CUSTODY	Graham Phillips
L1421110-23C Vial-B	INTACT	13-SEP-14		CUSTODY	Michael Chang	VOA CUSTODY	VOA CUSTODY	Michael Chang
L1421110-23C Vial-B	INTACT	13-SEP-14	LOGIN	LOGIN	Graham Phillips	CUSTODY	CUSTODY	Graham Phillips
L1421110-24A Vial-B	INTACT	19-SEP-14	GC/MS	GC/MS	Piotr Duczmalewski	CUSTODY	VOA DEAD FRIDGE	CUSTODY Piotr Duczmalewski
L1421110-24A Vial-B	INTACT	18-SEP-14	CUSTODY	VOA CUSTODY	Piotr Duczmalewski	GC/MS	GC/MS	Piotr Duczmalewski
L1421110-24A Vial-B	INTACT	13-SEP-14		CUSTODY	Michael Chang	VOA CUSTODY	VOA CUSTODY	Michael Chang
L1421110-24A Vial-B	INTACT	13-SEP-14	LOGIN	LOGIN	Graham Phillips	CUSTODY	CUSTODY	Graham Phillips
L1421110-24B Vial-B	INTACT	16-SEP-14	CUSTODY	VOA CUSTODY	Mike Vickery	VOA DEAD FRIDGE CUSTODY	VOA DEAD FRIDGE CUSTODY	Mike Vickery
L1421110-24B Vial-B	INTACT	13-SEP-14		CUSTODY	Michael Chang	VOA CUSTODY	VOA CUSTODY	Michael Chang
L1421110-24B Vial-B	INTACT	13-SEP-14	LOGIN	LOGIN	Graham Phillips	CUSTODY	CUSTODY	Graham Phillips
L1421110-24C Vial-B	INTACT	13-SEP-14		CUSTODY	Michael Chang	VOA CUSTODY	VOA CUSTODY	Michael Chang
L1421110-24C Vial-B	INTACT	13-SEP-14	LOGIN	LOGIN	Graham Phillips	CUSTODY	CUSTODY	Graham Phillips
L1421110-25A Vial-B	INTACT	19-SEP-14	GC/MS	GC/MS	Piotr Duczmalewski	CUSTODY	VOA DEAD FRIDGE	CUSTODY Piotr Duczmalewski
L1421110-25A Vial-B	INTACT	18-SEP-14	CUSTODY	VOA CUSTODY	Piotr Duczmalewski	GC/MS	GC/MS	Piotr Duczmalewski
L1421110-25A Vial-B	INTACT	13-SEP-14		CUSTODY	Michael Chang	VOA CUSTODY	VOA CUSTODY	Michael Chang
L1421110-25A Vial-B	INTACT	13-SEP-14	LOGIN	LOGIN	Graham Phillips	CUSTODY	CUSTODY	Graham Phillips

Container ID Type	Status	Transaction Date	From Response	Location	To Operator	Response	Location	Operator
L1421110-25B Vial-B	INTACT	16-SEP-14	CUSTODY	VOA CUSTODY	Mike Vickery	VOA DEAD FRIDGE CUSTODY	VOA DEAD FRIDGE CUSTODY	Mike Vickery
L1421110-25B Vial-B	INTACT	13-SEP-14		CUSTODY	Michael Chang	VOA CUSTODY	VOA CUSTODY	Michael Chang
L1421110-25B Vial-B	INTACT	13-SEP-14	LOGIN	LOGIN	Graham Phillips	CUSTODY	CUSTODY	Graham Phillips
L1421110-25C Vial-B	INTACT	13-SEP-14		CUSTODY	Michael Chang	VOA CUSTODY	VOA CUSTODY	Michael Chang
L1421110-25C Vial-B	INTACT	13-SEP-14	LOGIN	LOGIN	Graham Phillips	CUSTODY	CUSTODY	Graham Phillips
L1421110-26A Vial-B	INTACT	19-SEP-14	GC/MS	GC/MS	Piotr Duczmalewski	CUSTODY	VOA DEAD FRIDGE	CUSTODY Piotr Duczmalewski
L1421110-26A Vial-B	INTACT	18-SEP-14	CUSTODY	VOA CUSTODY	Piotr Duczmalewski	GC/MS	GC/MS	Piotr Duczmalewski
L1421110-26A Vial-B	INTACT	13-SEP-14		CUSTODY	Michael Chang	VOA CUSTODY	VOA CUSTODY	Michael Chang
L1421110-26A Vial-B	INTACT	13-SEP-14	LOGIN	LOGIN	Graham Phillips	CUSTODY	CUSTODY	Graham Phillips
L1421110-26B Vial-B	INTACT	16-SEP-14	CUSTODY	VOA CUSTODY	Mike Vickery	VOA DEAD FRIDGE CUSTODY	VOA DEAD FRIDGE CUSTODY	Mike Vickery
L1421110-26B Vial-B	INTACT	13-SEP-14		CUSTODY	Michael Chang	VOA CUSTODY	VOA CUSTODY	Michael Chang
L1421110-26B Vial-B	INTACT	13-SEP-14	LOGIN	LOGIN	Graham Phillips	CUSTODY	CUSTODY	Graham Phillips
L1421110-26C Vial-B	INTACT	19-SEP-14	GC/MS	GC/MS	Piotr Duczmalewski	CUSTODY	VOA DEAD FRIDGE	CUSTODY Piotr Duczmalewski
L1421110-26C Vial-B	INTACT	19-SEP-14	CUSTODY	VOA CUSTODY	Piotr Duczmalewski	GC/MS	GC/MS	Piotr Duczmalewski
L1421110-26C Vial-B	INTACT	13-SEP-14		CUSTODY	Michael Chang	VOA CUSTODY	VOA CUSTODY	Michael Chang
L1421110-26C Vial-B	INTACT	13-SEP-14	LOGIN	LOGIN	Graham Phillips	CUSTODY	CUSTODY	Graham Phillips
L1421110-27A Vial-B	INTACT	19-SEP-14	GC/MS	GC/MS	Piotr Duczmalewski	CUSTODY	VOA DEAD FRIDGE	CUSTODY Piotr Duczmalewski
L1421110-27A Vial-B	INTACT	19-SEP-14	CUSTODY	VOA CUSTODY	Piotr Duczmalewski	GC/MS	GC/MS	Piotr Duczmalewski
L1421110-27A Vial-B	INTACT	13-SEP-14		CUSTODY	Michael Chang	VOA CUSTODY	VOA CUSTODY	Michael Chang
L1421110-27A Vial-B	INTACT	13-SEP-14	LOGIN	LOGIN	Graham Phillips	CUSTODY	CUSTODY	Graham Phillips
L1421110-27B Vial-B	INTACT	16-SEP-14	CUSTODY	VOA CUSTODY	Mike Vickery	VOA DEAD FRIDGE CUSTODY	VOA DEAD FRIDGE CUSTODY	Mike Vickery
L1421110-27B Vial-B	INTACT	13-SEP-14		CUSTODY	Michael Chang	VOA CUSTODY	VOA CUSTODY	Michael Chang
L1421110-27B Vial-B	INTACT	13-SEP-14	LOGIN	LOGIN	Graham Phillips	CUSTODY	CUSTODY	Graham Phillips
L1421110-27C Vial-B	INTACT	13-SEP-14		CUSTODY	Michael Chang	VOA CUSTODY	VOA CUSTODY	Michael Chang
L1421110-27C Vial-B	INTACT	13-SEP-14	LOGIN	LOGIN	Graham Phillips	CUSTODY	CUSTODY	Graham Phillips

Container ID Type	Status	Transaction Date	From Response	Location	To Operator	Response	Location	Operator
L1421110-28A Vial-B	INTACT	19-SEP-14	GC/MS	GC/MS	Piotr Duczmalewski	CUSTODY	VOA DEAD FRIDGE	CUSTODY Piotr Duczmalewski
L1421110-28A Vial-B	INTACT	19-SEP-14	CUSTODY	VOA CUSTODY	Piotr Duczmalewski	GC/MS	GC/MS	Piotr Duczmalewski
L1421110-28A Vial-B	INTACT	13-SEP-14		CUSTODY	Michael Chang	VOA CUSTODY	VOA CUSTODY	Michael Chang
L1421110-28A Vial-B	INTACT	13-SEP-14	LOGIN	LOGIN	Graham Phillips	CUSTODY	CUSTODY	Graham Phillips
L1421110-28B Vial-B	INTACT	16-SEP-14	CUSTODY	VOA CUSTODY	Mike Vickery	VOA DEAD FRIDGE CUSTODY	VOA DEAD FRIDGE CUSTODY	Mike Vickery
L1421110-28B Vial-B	INTACT	13-SEP-14		CUSTODY	Michael Chang	VOA CUSTODY	VOA CUSTODY	Michael Chang
L1421110-28B Vial-B	INTACT	13-SEP-14	LOGIN	LOGIN	Graham Phillips	CUSTODY	CUSTODY	Graham Phillips
L1421110-28C Vial-B	INTACT	13-SEP-14		CUSTODY	Michael Chang	VOA CUSTODY	VOA CUSTODY	Michael Chang
L1421110-28C Vial-B	INTACT	13-SEP-14	LOGIN	LOGIN	Graham Phillips	CUSTODY	CUSTODY	Graham Phillips
L1421110-29A Vial-B	INTACT	19-SEP-14	GC/MS	GC/MS	Piotr Duczmalewski	CUSTODY	VOA DEAD FRIDGE	CUSTODY Piotr Duczmalewski
L1421110-29A Vial-B	INTACT	19-SEP-14	CUSTODY	VOA CUSTODY	Piotr Duczmalewski	GC/MS	GC/MS	Piotr Duczmalewski
L1421110-29A Vial-B	INTACT	13-SEP-14		CUSTODY	Michael Chang	VOA CUSTODY	VOA CUSTODY	Michael Chang
L1421110-29A Vial-B	INTACT	13-SEP-14	LOGIN	LOGIN	Graham Phillips	CUSTODY	CUSTODY	Graham Phillips
L1421110-29B Vial-B	INTACT	16-SEP-14	CUSTODY	VOA CUSTODY	Mike Vickery	VOA DEAD FRIDGE CUSTODY	VOA DEAD FRIDGE CUSTODY	Mike Vickery
L1421110-29B Vial-B	INTACT	13-SEP-14		CUSTODY	Michael Chang	VOA CUSTODY	VOA CUSTODY	Michael Chang
L1421110-29B Vial-B	INTACT	13-SEP-14	LOGIN	LOGIN	Graham Phillips	CUSTODY	CUSTODY	Graham Phillips
L1421110-29C Vial-B	INTACT	13-SEP-14		CUSTODY	Michael Chang	VOA CUSTODY	VOA CUSTODY	Michael Chang
L1421110-29C Vial-B	INTACT	13-SEP-14	LOGIN	LOGIN	Graham Phillips	CUSTODY	CUSTODY	Graham Phillips
L1421110-30A Vial-B	INTACT	20-SEP-14	GC/MS	GC/MS	Piotr Duczmalewski	CUSTODY	VOA DEAD FRIDGE	CUSTODY Piotr Duczmalewski
L1421110-30A Vial-B	INTACT	19-SEP-14	CUSTODY	VOA CUSTODY	Piotr Duczmalewski	GC/MS	GC/MS	Piotr Duczmalewski
L1421110-30A Vial-B	INTACT	13-SEP-14		CUSTODY	Michael Chang	VOA CUSTODY	VOA CUSTODY	Michael Chang
L1421110-30A Vial-B	INTACT	13-SEP-14	LOGIN	LOGIN	Graham Phillips	CUSTODY	CUSTODY	Graham Phillips
L1421110-30B Vial-B	INTACT	16-SEP-14	CUSTODY	VOA CUSTODY	Mike Vickery	VOA DEAD FRIDGE CUSTODY	VOA DEAD FRIDGE CUSTODY	Mike Vickery
L1421110-30B Vial-B	INTACT	13-SEP-14		CUSTODY	Michael Chang	VOA CUSTODY	VOA CUSTODY	Michael Chang
L1421110-30B Vial-B	INTACT	13-SEP-14	LOGIN	LOGIN	Graham Phillips	CUSTODY	CUSTODY	Graham Phillips

Container ID Type	Status	Transaction Date	From Response	Location	To Operator	Response	Location	Operator
L1421110-30C Vial-B	INTACT	13-SEP-14		CUSTODY	Michael Chang	VOA CUSTODY	VOA CUSTODY	Michael Chang
L1421110-30C Vial-B	INTACT	13-SEP-14	LOGIN	LOGIN	Graham Phillips	CUSTODY	CUSTODY	Graham Phillips
L1421110-31A Vial-B	INTACT	20-SEP-14	GC/MS	GC/MS	Piotr Duczmalewski	CUSTODY	VOA DEAD FRIDGE	CUSTODY Piotr Duczmalewski
L1421110-31A Vial-B	INTACT	19-SEP-14	CUSTODY	VOA CUSTODY	Piotr Duczmalewski	GC/MS	GC/MS	Piotr Duczmalewski
L1421110-31A Vial-B	INTACT	13-SEP-14		CUSTODY	Michael Chang	VOA CUSTODY	VOA CUSTODY	Michael Chang
L1421110-31A Vial-B	INTACT	13-SEP-14	LOGIN	LOGIN	Graham Phillips	CUSTODY	CUSTODY	Graham Phillips
L1421110-31B Vial-B	INTACT	16-SEP-14	CUSTODY	VOA CUSTODY	Mike Vickery	VOA DEAD FRIDGE	CUSTODY	VOA DEAD FRIDGE CUSTODY Mike Vickery
L1421110-31B Vial-B	INTACT	13-SEP-14		CUSTODY	Michael Chang	VOA CUSTODY	VOA CUSTODY	Michael Chang
L1421110-31B Vial-B	INTACT	13-SEP-14	LOGIN	LOGIN	Graham Phillips	CUSTODY	CUSTODY	Graham Phillips
L1421110-31C Vial-B	INTACT	13-SEP-14		CUSTODY	Michael Chang	VOA CUSTODY	VOA CUSTODY	Michael Chang
L1421110-31C Vial-B	INTACT	13-SEP-14	LOGIN	LOGIN	Graham Phillips	CUSTODY	CUSTODY	Graham Phillips
L1421110-32A Vial-B	INTACT	20-SEP-14	GC/MS	GC/MS	Piotr Duczmalewski	CUSTODY	VOA DEAD FRIDGE	CUSTODY Piotr Duczmalewski
L1421110-32A Vial-B	INTACT	19-SEP-14	CUSTODY	VOA CUSTODY	Piotr Duczmalewski	GC/MS	GC/MS	Piotr Duczmalewski
L1421110-32A Vial-B	INTACT	13-SEP-14		CUSTODY	Michael Chang	VOA CUSTODY	VOA CUSTODY	Michael Chang
L1421110-32A Vial-B	INTACT	13-SEP-14	LOGIN	LOGIN	Graham Phillips	CUSTODY	CUSTODY	Graham Phillips
L1421110-32B Vial-B	INTACT	16-SEP-14	CUSTODY	VOA CUSTODY	Mike Vickery	VOA DEAD FRIDGE	CUSTODY	VOA DEAD FRIDGE CUSTODY Mike Vickery
L1421110-32B Vial-B	INTACT	13-SEP-14		CUSTODY	Michael Chang	VOA CUSTODY	VOA CUSTODY	Michael Chang
L1421110-32B Vial-B	INTACT	13-SEP-14	LOGIN	LOGIN	Graham Phillips	CUSTODY	CUSTODY	Graham Phillips
L1421110-32C Vial-B	INTACT	13-SEP-14		CUSTODY	Michael Chang	VOA CUSTODY	VOA CUSTODY	Michael Chang
L1421110-32C Vial-B	INTACT	13-SEP-14	LOGIN	LOGIN	Graham Phillips	CUSTODY	CUSTODY	Graham Phillips
L1421110-33A Vial-B	INTACT	20-SEP-14	GC/MS	GC/MS	Piotr Duczmalewski	CUSTODY	VOA DEAD FRIDGE	CUSTODY Piotr Duczmalewski
L1421110-33A Vial-B	INTACT	19-SEP-14	CUSTODY	VOA CUSTODY	Piotr Duczmalewski	GC/MS	GC/MS	Piotr Duczmalewski
L1421110-33A Vial-B	INTACT	13-SEP-14		CUSTODY	Michael Chang	VOA CUSTODY	VOA CUSTODY	Michael Chang
L1421110-33A Vial-B	INTACT	13-SEP-14	LOGIN	LOGIN	Graham Phillips	CUSTODY	CUSTODY	Graham Phillips
L1421110-33B Vial-B	INTACT	16-SEP-14	CUSTODY	VOA CUSTODY	Mike Vickery	VOA DEAD FRIDGE	CUSTODY	VOA DEAD FRIDGE CUSTODY Mike Vickery

Container ID Type	Status	Transaction Date	From Response	Location	To Operator	Response	Location	Operator
L1421110-33B Vial-B	INTACT	13-SEP-14		CUSTODY	Michael Chang	VOA CUSTODY	VOA CUSTODY	Michael Chang
L1421110-33B Vial-B	INTACT	13-SEP-14	LOGIN	LOGIN	Graham Phillips	CUSTODY	CUSTODY	Graham Phillips
L1421110-33C Vial-B	INTACT	13-SEP-14		CUSTODY	Michael Chang	VOA CUSTODY	VOA CUSTODY	Michael Chang
L1421110-33C Vial-B	INTACT	13-SEP-14	LOGIN	LOGIN	Graham Phillips	CUSTODY	CUSTODY	Graham Phillips
L1421110-34A Vial-B	INTACT	20-SEP-14	GC/MS	GC/MS	Piotr Duczmalewski	CUSTODY	VOA DEAD FRIDGE	CUSTODY Piotr Duczmalewski
L1421110-34A Vial-B	INTACT	19-SEP-14	CUSTODY	VOA CUSTODY	Piotr Duczmalewski	GC/MS	GC/MS	Piotr Duczmalewski
L1421110-34A Vial-B	INTACT	13-SEP-14		CUSTODY	Michael Chang	VOA CUSTODY	VOA CUSTODY	Michael Chang
L1421110-34A Vial-B	INTACT	13-SEP-14	LOGIN	LOGIN	Graham Phillips	CUSTODY	CUSTODY	Graham Phillips
L1421110-34B Vial-B	INTACT	16-SEP-14	CUSTODY	VOA CUSTODY	Mike Vickery	VOA DEAD FRIDGE CUSTODY	VOA DEAD FRIDGE CUSTODY	Mike Vickery
L1421110-34B Vial-B	INTACT	13-SEP-14		CUSTODY	Michael Chang	VOA CUSTODY	VOA CUSTODY	Michael Chang
L1421110-34B Vial-B	INTACT	13-SEP-14	LOGIN	LOGIN	Graham Phillips	CUSTODY	CUSTODY	Graham Phillips
L1421110-34C Vial-B	INTACT	13-SEP-14		CUSTODY	Michael Chang	VOA CUSTODY	VOA CUSTODY	Michael Chang
L1421110-34C Vial-B	INTACT	13-SEP-14	LOGIN	LOGIN	Graham Phillips	CUSTODY	CUSTODY	Graham Phillips
L1421110-35A Vial-B	INTACT	20-SEP-14	GC/MS	GC/MS	Piotr Duczmalewski	CUSTODY	VOA DEAD FRIDGE	CUSTODY Piotr Duczmalewski
L1421110-35A Vial-B	INTACT	19-SEP-14	CUSTODY	VOA CUSTODY	Piotr Duczmalewski	GC/MS	GC/MS	Piotr Duczmalewski
L1421110-35A Vial-B	INTACT	13-SEP-14		CUSTODY	Michael Chang	VOA CUSTODY	VOA CUSTODY	Michael Chang
L1421110-35A Vial-B	INTACT	13-SEP-14	LOGIN	LOGIN	Graham Phillips	CUSTODY	CUSTODY	Graham Phillips
L1421110-35B Vial-B	INTACT	16-SEP-14	CUSTODY	VOA CUSTODY	Mike Vickery	VOA DEAD FRIDGE CUSTODY	VOA DEAD FRIDGE CUSTODY	Mike Vickery
L1421110-35B Vial-B	INTACT	13-SEP-14		CUSTODY	Michael Chang	VOA CUSTODY	VOA CUSTODY	Michael Chang
L1421110-35B Vial-B	INTACT	13-SEP-14	LOGIN	LOGIN	Graham Phillips	CUSTODY	CUSTODY	Graham Phillips
L1421110-35C Vial-B	INTACT	13-SEP-14		CUSTODY	Michael Chang	VOA CUSTODY	VOA CUSTODY	Michael Chang
L1421110-35C Vial-B	INTACT	13-SEP-14	LOGIN	LOGIN	Graham Phillips	CUSTODY	CUSTODY	Graham Phillips
L1421110-36A Vial-B	INTACT	20-SEP-14	GC/MS	GC/MS	Piotr Duczmalewski	CUSTODY	VOA DEAD FRIDGE	CUSTODY Piotr Duczmalewski
L1421110-36A Vial-B	INTACT	19-SEP-14	CUSTODY	VOA CUSTODY	Piotr Duczmalewski	GC/MS	GC/MS	Piotr Duczmalewski
L1421110-36A Vial-B	INTACT	13-SEP-14		CUSTODY	Michael Chang	VOA CUSTODY	VOA CUSTODY	Michael Chang

Container ID Type	Status	Transaction Date	From Response	Location	To Operator	Response	Location	Operator
L1421110-36A Vial-B	INTACT	13-SEP-14	LOGIN	LOGIN	Graham Phillips	CUSTODY	CUSTODY	Graham Phillips
L1421110-36B Vial-B	INTACT	16-SEP-14	CUSTODY	VOA CUSTODY	Mike Vickery	VOA DEAD FRIDGE CUSTODY	VOA DEAD FRIDGE CUSTODY	Mike Vickery
L1421110-36B Vial-B	INTACT	13-SEP-14		CUSTODY	Michael Chang	VOA CUSTODY	VOA CUSTODY	Michael Chang
L1421110-36B Vial-B	INTACT	13-SEP-14	LOGIN	LOGIN	Graham Phillips	CUSTODY	CUSTODY	Graham Phillips
L1421110-36C Vial-B	INTACT	13-SEP-14		CUSTODY	Michael Chang	VOA CUSTODY	VOA CUSTODY	Michael Chang
L1421110-36C Vial-B	INTACT	13-SEP-14	LOGIN	LOGIN	Graham Phillips	CUSTODY	CUSTODY	Graham Phillips
L1421110-37A Vial-B	INTACT	20-SEP-14	GC/MS	GC/MS	Piotr Duczmalewski	CUSTODY	VOA DEAD FRIDGE	CUSTODY Piotr Duczmalewski
L1421110-37A Vial-B	INTACT	20-SEP-14	CUSTODY	VOA CUSTODY	Piotr Duczmalewski	GC/MS	GC/MS	Piotr Duczmalewski
L1421110-37A Vial-B	INTACT	13-SEP-14		CUSTODY	Michael Chang	VOA CUSTODY	VOA CUSTODY	Michael Chang
L1421110-37A Vial-B	INTACT	13-SEP-14	LOGIN	LOGIN	Sharon Hoffman	CUSTODY	CUSTODY	Sharon Hoffman
L1421110-37B Vial-B	INTACT	16-SEP-14	CUSTODY	VOA CUSTODY	Mike Vickery	VOA DEAD FRIDGE CUSTODY	VOA DEAD FRIDGE CUSTODY	Mike Vickery
L1421110-37B Vial-B	INTACT	13-SEP-14		CUSTODY	Michael Chang	VOA CUSTODY	VOA CUSTODY	Michael Chang
L1421110-37B Vial-B	INTACT	13-SEP-14	LOGIN	LOGIN	Sharon Hoffman	CUSTODY	CUSTODY	Sharon Hoffman
L1421110-37C Vial-B	INTACT	13-SEP-14		CUSTODY	Michael Chang	VOA CUSTODY	VOA CUSTODY	Michael Chang
L1421110-37C Vial-B	INTACT	13-SEP-14	LOGIN	LOGIN	Sharon Hoffman	CUSTODY	CUSTODY	Sharon Hoffman
L1421110-38A Vial-B	INTACT	20-SEP-14	GC/MS	GC/MS	Piotr Duczmalewski	CUSTODY	VOA DEAD FRIDGE	CUSTODY Piotr Duczmalewski
L1421110-38A Vial-B	INTACT	20-SEP-14	CUSTODY	VOA CUSTODY	Piotr Duczmalewski	GC/MS	GC/MS	Piotr Duczmalewski
L1421110-38A Vial-B	INTACT	13-SEP-14		CUSTODY	Michael Chang	VOA CUSTODY	VOA CUSTODY	Michael Chang
L1421110-38A Vial-B	INTACT	13-SEP-14	LOGIN	LOGIN	Graham Phillips	CUSTODY	CUSTODY	Graham Phillips
L1421110-38B Vial-B	INTACT	16-SEP-14	CUSTODY	VOA CUSTODY	Mike Vickery	VOA DEAD FRIDGE CUSTODY	VOA DEAD FRIDGE CUSTODY	Mike Vickery
L1421110-38B Vial-B	INTACT	13-SEP-14		CUSTODY	Michael Chang	VOA CUSTODY	VOA CUSTODY	Michael Chang
L1421110-38B Vial-B	INTACT	13-SEP-14	LOGIN	LOGIN	Graham Phillips	CUSTODY	CUSTODY	Graham Phillips
L1421110-38C Vial-B	INTACT	13-SEP-14		CUSTODY	Michael Chang	VOA CUSTODY	VOA CUSTODY	Michael Chang
L1421110-38C Vial-B	INTACT	13-SEP-14	LOGIN	LOGIN	Graham Phillips	CUSTODY	CUSTODY	Graham Phillips
L1421110-39A Vial-B	INTACT	20-SEP-14	GC/MS	GC/MS	Piotr Duczmalewski	CUSTODY	VOA DEAD FRIDGE	CUSTODY Piotr Duczmalewski

Container ID Type	Status	Transaction Date	From Response	Location	To Operator	Response	Location	Operator
L1421110-39A Vial-B	INTACT	20-SEP-14	CUSTODY	VOA CUSTODY	Piotr Duczmalewski	GC/MS	GC/MS	Piotr Duczmalewski
L1421110-39A Vial-B	INTACT	13-SEP-14		CUSTODY	Michael Chang	VOA CUSTODY	VOA CUSTODY	Michael Chang
L1421110-39A Vial-B	INTACT	13-SEP-14	LOGIN	LOGIN	Graham Phillips	CUSTODY	CUSTODY	Graham Phillips
L1421110-39B Vial-B	INTACT	16-SEP-14	CUSTODY	VOA CUSTODY	Mike Vickery	VOA DEAD FRIDGE CUSTODY	VOA DEAD FRIDGE CUSTODY	Mike Vickery
L1421110-39B Vial-B	INTACT	13-SEP-14		CUSTODY	Michael Chang	VOA CUSTODY	VOA CUSTODY	Michael Chang
L1421110-39B Vial-B	INTACT	13-SEP-14	LOGIN	LOGIN	Graham Phillips	CUSTODY	CUSTODY	Graham Phillips
L1421110-39C Vial-B	INTACT	13-SEP-14		CUSTODY	Michael Chang	VOA CUSTODY	VOA CUSTODY	Michael Chang
L1421110-39C Vial-B	INTACT	13-SEP-14	LOGIN	LOGIN	Graham Phillips	CUSTODY	CUSTODY	Graham Phillips
L1421110-40A Vial-B	INTACT	20-SEP-14	GC/MS	GC/MS	Piotr Duczmalewski	CUSTODY	VOA DEAD FRIDGE CUSTODY	Piotr Duczmalewski
L1421110-40A Vial-B	INTACT	20-SEP-14	CUSTODY	VOA CUSTODY	Piotr Duczmalewski	GC/MS	GC/MS	Piotr Duczmalewski
L1421110-40A Vial-B	INTACT	13-SEP-14		CUSTODY	Michael Chang	VOA CUSTODY	VOA CUSTODY	Michael Chang
L1421110-40A Vial-B	INTACT	13-SEP-14	LOGIN	LOGIN	Graham Phillips	CUSTODY	CUSTODY	Graham Phillips
L1421110-40B Vial-B	INTACT	16-SEP-14	CUSTODY	VOA CUSTODY	Mike Vickery	VOA DEAD FRIDGE CUSTODY	VOA DEAD FRIDGE CUSTODY	Mike Vickery
L1421110-40B Vial-B	INTACT	13-SEP-14		CUSTODY	Michael Chang	VOA CUSTODY	VOA CUSTODY	Michael Chang
L1421110-40B Vial-B	INTACT	13-SEP-14	LOGIN	LOGIN	Graham Phillips	CUSTODY	CUSTODY	Graham Phillips
L1421110-40C Vial-B	INTACT	13-SEP-14		CUSTODY	Michael Chang	VOA CUSTODY	VOA CUSTODY	Michael Chang
L1421110-40C Vial-B	INTACT	13-SEP-14	LOGIN	LOGIN	Graham Phillips	CUSTODY	CUSTODY	Graham Phillips
L1421110-41A Vial-B	INTACT	20-SEP-14	GC/MS	GC/MS	Piotr Duczmalewski	CUSTODY	VOA DEAD FRIDGE CUSTODY	Piotr Duczmalewski
L1421110-41A Vial-B	INTACT	20-SEP-14	CUSTODY	VOA CUSTODY	Piotr Duczmalewski	GC/MS	GC/MS	Piotr Duczmalewski
L1421110-41A Vial-B	INTACT	13-SEP-14		CUSTODY	Michael Chang	VOA CUSTODY	VOA CUSTODY	Michael Chang
L1421110-41A Vial-B	INTACT	13-SEP-14	LOGIN	LOGIN	Graham Phillips	CUSTODY	CUSTODY	Graham Phillips
L1421110-41B Vial-B	INTACT	16-SEP-14	CUSTODY	VOA CUSTODY	Mike Vickery	VOA DEAD FRIDGE CUSTODY	VOA DEAD FRIDGE CUSTODY	Mike Vickery
L1421110-41B Vial-B	INTACT	13-SEP-14		CUSTODY	Michael Chang	VOA CUSTODY	VOA CUSTODY	Michael Chang
L1421110-41B Vial-B	INTACT	13-SEP-14	LOGIN	LOGIN	Graham Phillips	CUSTODY	CUSTODY	Graham Phillips
L1421110-41C Vial-B	INTACT	13-SEP-14		CUSTODY	Michael Chang	VOA CUSTODY	VOA CUSTODY	Michael Chang

Container ID Type	Status	Transaction Date	From Response	Location	To Operator	Response	Location	Operator
L1421110-41C Vial-B	INTACT	13-SEP-14	LOGIN	LOGIN	Graham Phillips	CUSTODY	CUSTODY	Graham Phillips
L1421110-42A Vial-B	INTACT	20-SEP-14	GC/MS	GC/MS	Piotr Duczmalewski	CUSTODY	VOA DEAD FRIDGE	CUSTODY Piotr Duczmalewski
L1421110-42A Vial-B	INTACT	20-SEP-14	CUSTODY	VOA CUSTODY	Piotr Duczmalewski	GC/MS	GC/MS	Piotr Duczmalewski
L1421110-42A Vial-B	INTACT	13-SEP-14		CUSTODY	Michael Chang	VOA CUSTODY	VOA CUSTODY	Michael Chang
L1421110-42A Vial-B	INTACT	13-SEP-14	LOGIN	LOGIN	Graham Phillips	CUSTODY	CUSTODY	Graham Phillips
L1421110-42B Vial-B	INTACT	16-SEP-14	CUSTODY	VOA CUSTODY	Mike Vickery	VOA DEAD FRIDGE	CUSTODY	VOA DEAD FRIDGE CUSTODY Mike Vickery
L1421110-42B Vial-B	INTACT	13-SEP-14		CUSTODY	Michael Chang	VOA CUSTODY	VOA CUSTODY	Michael Chang
L1421110-42B Vial-B	INTACT	13-SEP-14	LOGIN	LOGIN	Graham Phillips	CUSTODY	CUSTODY	Graham Phillips
L1421110-42C Vial-B	INTACT	13-SEP-14		CUSTODY	Michael Chang	VOA CUSTODY	VOA CUSTODY	Michael Chang
L1421110-42C Vial-B	INTACT	13-SEP-14	LOGIN	LOGIN	Graham Phillips	CUSTODY	CUSTODY	Graham Phillips
L1421110-43A Vial-B	INTACT	20-SEP-14	GC/MS	GC/MS	Piotr Duczmalewski	CUSTODY	VOA DEAD FRIDGE	CUSTODY Piotr Duczmalewski
L1421110-43A Vial-B	INTACT	20-SEP-14	CUSTODY	VOA CUSTODY	Piotr Duczmalewski	GC/MS	GC/MS	Piotr Duczmalewski
L1421110-43A Vial-B	INTACT	13-SEP-14		CUSTODY	Michael Chang	VOA CUSTODY	VOA CUSTODY	Michael Chang
L1421110-43A Vial-B	INTACT	13-SEP-14	LOGIN	LOGIN	Graham Phillips	CUSTODY	CUSTODY	Graham Phillips
L1421110-43B Vial-B	INTACT	16-SEP-14	CUSTODY	VOA CUSTODY	Mike Vickery	VOA DEAD FRIDGE	CUSTODY	VOA DEAD FRIDGE CUSTODY Mike Vickery
L1421110-43B Vial-B	INTACT	13-SEP-14		CUSTODY	Michael Chang	VOA CUSTODY	VOA CUSTODY	Michael Chang
L1421110-43B Vial-B	INTACT	13-SEP-14	LOGIN	LOGIN	Graham Phillips	CUSTODY	CUSTODY	Graham Phillips
L1421110-43C Vial-B	INTACT	13-SEP-14		CUSTODY	Michael Chang	VOA CUSTODY	VOA CUSTODY	Michael Chang
L1421110-43C Vial-B	INTACT	13-SEP-14	LOGIN	LOGIN	Graham Phillips	CUSTODY	CUSTODY	Graham Phillips
L1421110-44A Vial-B	INTACT	20-SEP-14	GC/MS	GC/MS	Piotr Duczmalewski	CUSTODY	VOA DEAD FRIDGE	CUSTODY Piotr Duczmalewski
L1421110-44A Vial-B	INTACT	20-SEP-14	CUSTODY	VOA CUSTODY	Piotr Duczmalewski	GC/MS	GC/MS	Piotr Duczmalewski
L1421110-44A Vial-B	INTACT	13-SEP-14		CUSTODY	Michael Chang	VOA CUSTODY	VOA CUSTODY	Michael Chang
L1421110-44A Vial-B	INTACT	13-SEP-14	LOGIN	LOGIN	Graham Phillips	CUSTODY	CUSTODY	Graham Phillips
L1421110-44B Vial-B	INTACT	16-SEP-14	CUSTODY	VOA CUSTODY	Mike Vickery	VOA DEAD FRIDGE	CUSTODY	VOA DEAD FRIDGE CUSTODY Mike Vickery
L1421110-44B Vial-B	INTACT	13-SEP-14		CUSTODY	Michael Chang	VOA CUSTODY	VOA CUSTODY	Michael Chang

Container ID Type	Status	Transaction Date	From Response	Location	To Operator	Response	Location	Operator
L1421110-44B Vial-B	INTACT	13-SEP-14	LOGIN	LOGIN	Graham Phillips	CUSTODY	CUSTODY	Graham Phillips
L1421110-44C Vial-B	INTACT	13-SEP-14		CUSTODY	Michael Chang	VOA CUSTODY	VOA CUSTODY	Michael Chang
L1421110-44C Vial-B	INTACT	13-SEP-14	LOGIN	LOGIN	Graham Phillips	CUSTODY	CUSTODY	Graham Phillips
L1421110-45A Vial-B	INTACT	20-SEP-14	GC/MS	GC/MS	Piotr Duczmalewski	CUSTODY	VOA DEAD FRIDGE	CUSTODY Piotr Duczmalewski
L1421110-45A Vial-B	INTACT	20-SEP-14	CUSTODY	VOA CUSTODY	Piotr Duczmalewski	GC/MS	GC/MS	Piotr Duczmalewski
L1421110-45A Vial-B	INTACT	13-SEP-14		CUSTODY	Michael Chang	VOA CUSTODY	VOA CUSTODY	Michael Chang
L1421110-45A Vial-B	INTACT	13-SEP-14	LOGIN	LOGIN	Graham Phillips	CUSTODY	CUSTODY	Graham Phillips
L1421110-45B Vial-B	INTACT	16-SEP-14	CUSTODY	VOA CUSTODY	Mike Vickery	VOA DEAD FRIDGE CUSTODY	VOA DEAD FRIDGE CUSTODY	Mike Vickery
L1421110-45B Vial-B	INTACT	13-SEP-14		CUSTODY	Michael Chang	VOA CUSTODY	VOA CUSTODY	Michael Chang
L1421110-45B Vial-B	INTACT	13-SEP-14	LOGIN	LOGIN	Graham Phillips	CUSTODY	CUSTODY	Graham Phillips
L1421110-45C Vial-B	INTACT	13-SEP-14		CUSTODY	Michael Chang	VOA CUSTODY	VOA CUSTODY	Michael Chang
L1421110-45C Vial-B	INTACT	13-SEP-14	LOGIN	LOGIN	Graham Phillips	CUSTODY	CUSTODY	Graham Phillips
L1421110-46A Vial-B	INTACT	20-SEP-14	GC/MS	GC/MS	Piotr Duczmalewski	CUSTODY	VOA DEAD FRIDGE	CUSTODY Piotr Duczmalewski
L1421110-46A Vial-B	INTACT	20-SEP-14	CUSTODY	VOA CUSTODY	Piotr Duczmalewski	GC/MS	GC/MS	Piotr Duczmalewski
L1421110-46A Vial-B	INTACT	13-SEP-14		CUSTODY	Michael Chang	VOA CUSTODY	VOA CUSTODY	Michael Chang
L1421110-46A Vial-B	INTACT	13-SEP-14	LOGIN	LOGIN	Graham Phillips	CUSTODY	CUSTODY	Graham Phillips
L1421110-46B Vial-B	INTACT	16-SEP-14	CUSTODY	VOA CUSTODY	Mike Vickery	VOA DEAD FRIDGE CUSTODY	VOA DEAD FRIDGE CUSTODY	Mike Vickery
L1421110-46B Vial-B	INTACT	13-SEP-14		CUSTODY	Michael Chang	VOA CUSTODY	VOA CUSTODY	Michael Chang
L1421110-46B Vial-B	INTACT	13-SEP-14	LOGIN	LOGIN	Graham Phillips	CUSTODY	CUSTODY	Graham Phillips
L1421110-46C Vial-B	INTACT	13-SEP-14		CUSTODY	Michael Chang	VOA CUSTODY	VOA CUSTODY	Michael Chang
L1421110-46C Vial-B	INTACT	13-SEP-14	LOGIN	LOGIN	Graham Phillips	CUSTODY	CUSTODY	Graham Phillips
L1421110-47A Vial-B	INTACT	20-SEP-14	GC/MS	GC/MS	Piotr Duczmalewski	CUSTODY	VOA DEAD FRIDGE	CUSTODY Piotr Duczmalewski
L1421110-47A Vial-B	INTACT	20-SEP-14	CUSTODY	VOA CUSTODY	Piotr Duczmalewski	GC/MS	GC/MS	Piotr Duczmalewski
L1421110-47A Vial-B	INTACT	13-SEP-14		CUSTODY	Michael Chang	VOA CUSTODY	VOA CUSTODY	Michael Chang
L1421110-47A Vial-B	INTACT	13-SEP-14	LOGIN	LOGIN	Graham Phillips	CUSTODY	CUSTODY	Graham Phillips

Container ID Type	Status	Transaction Date	From Response	Location	To Operator	Response	Location	Operator
L1421110-47B Vial-B	INTACT	16-SEP-14	CUSTODY	VOA CUSTODY	Mike Vickery	VOA DEAD FRIDGE CUSTODY	VOA DEAD FRIDGE CUSTODY	Mike Vickery
L1421110-47B Vial-B	INTACT	13-SEP-14		CUSTODY	Michael Chang	VOA CUSTODY	VOA CUSTODY	Michael Chang
L1421110-47B Vial-B	INTACT	13-SEP-14	LOGIN	LOGIN	Graham Phillips	CUSTODY	CUSTODY	Graham Phillips
L1421110-47C Vial-B	INTACT	21-SEP-14	GC/MS	GC/MS	Piotr Duczmalewski	CUSTODY	VOA DEAD FRIDGE CUSTODY	Piotr Duczmalewski
L1421110-47C Vial-B	INTACT	21-SEP-14	CUSTODY	VOA CUSTODY	Piotr Duczmalewski	GC/MS	GC/MS	Piotr Duczmalewski
L1421110-47C Vial-B	INTACT	13-SEP-14		CUSTODY	Michael Chang	VOA CUSTODY	VOA CUSTODY	Michael Chang
L1421110-47C Vial-B	INTACT	13-SEP-14	LOGIN	LOGIN	Graham Phillips	CUSTODY	CUSTODY	Graham Phillips
L1421110-48A Vial-B	INTACT	20-SEP-14	GC/MS	GC/MS	Piotr Duczmalewski	CUSTODY	VOA DEAD FRIDGE CUSTODY	Piotr Duczmalewski
L1421110-48A Vial-B	INTACT	20-SEP-14	CUSTODY	VOA CUSTODY	Piotr Duczmalewski	GC/MS	GC/MS	Piotr Duczmalewski
L1421110-48A Vial-B	INTACT	13-SEP-14		CUSTODY	Michael Chang	VOA CUSTODY	VOA CUSTODY	Michael Chang
L1421110-48A Vial-B	INTACT	13-SEP-14	LOGIN	LOGIN	Graham Phillips	CUSTODY	CUSTODY	Graham Phillips
L1421110-48B Vial-B	INTACT	16-SEP-14	CUSTODY	VOA CUSTODY	Mike Vickery	VOA DEAD FRIDGE CUSTODY	VOA DEAD FRIDGE CUSTODY	Mike Vickery
L1421110-48B Vial-B	INTACT	13-SEP-14		CUSTODY	Michael Chang	VOA CUSTODY	VOA CUSTODY	Michael Chang
L1421110-48B Vial-B	INTACT	13-SEP-14	LOGIN	LOGIN	Graham Phillips	CUSTODY	CUSTODY	Graham Phillips
L1421110-48C Vial-B	INTACT	21-SEP-14	GC/MS	GC/MS	Piotr Duczmalewski	CUSTODY	VOA DEAD FRIDGE CUSTODY	Piotr Duczmalewski
L1421110-48C Vial-B	INTACT	21-SEP-14	CUSTODY	VOA CUSTODY	Piotr Duczmalewski	GC/MS	GC/MS	Piotr Duczmalewski
L1421110-48C Vial-B	INTACT	13-SEP-14		CUSTODY	Michael Chang	VOA CUSTODY	VOA CUSTODY	Michael Chang
L1421110-48C Vial-B	INTACT	13-SEP-14	LOGIN	LOGIN	Graham Phillips	CUSTODY	CUSTODY	Graham Phillips
L1421110-49A Vial-B	INTACT	20-SEP-14	GC/MS	GC/MS	Piotr Duczmalewski	CUSTODY	VOA DEAD FRIDGE CUSTODY	Piotr Duczmalewski
L1421110-49A Vial-B	INTACT	20-SEP-14	CUSTODY	VOA CUSTODY	Piotr Duczmalewski	GC/MS	GC/MS	Piotr Duczmalewski
L1421110-49A Vial-B	INTACT	13-SEP-14		CUSTODY	Michael Chang	VOA CUSTODY	VOA CUSTODY	Michael Chang
L1421110-49A Vial-B	INTACT	13-SEP-14	LOGIN	LOGIN	Graham Phillips	CUSTODY	CUSTODY	Graham Phillips
L1421110-49B Vial-B	INTACT	16-SEP-14	CUSTODY	VOA CUSTODY	Mike Vickery	VOA DEAD FRIDGE CUSTODY	VOA DEAD FRIDGE CUSTODY	Mike Vickery
L1421110-49B Vial-B	INTACT	13-SEP-14		CUSTODY	Michael Chang	VOA CUSTODY	VOA CUSTODY	Michael Chang
L1421110-49B Vial-B	INTACT	13-SEP-14	LOGIN	LOGIN	Graham Phillips	CUSTODY	CUSTODY	Graham Phillips

Container ID Type	Status	Transaction Date	From Response	Location	To Operator	Response	Location	Operator
L1421110-49C Vial-B	INTACT	21-SEP-14	GC/MS	GC/MS	Piotr Duczmalewski	CUSTODY	VOA DEAD FRIDGE	CUSTODY Piotr Duczmalewski
L1421110-49C Vial-B	INTACT	21-SEP-14	CUSTODY	VOA CUSTODY	Piotr Duczmalewski	GC/MS	GC/MS	Piotr Duczmalewski
L1421110-49C Vial-B	INTACT	13-SEP-14		CUSTODY	Michael Chang	VOA CUSTODY	VOA CUSTODY	Michael Chang
L1421110-49C Vial-B	INTACT	13-SEP-14	LOGIN	LOGIN	Graham Phillips	CUSTODY	CUSTODY	Graham Phillips
L1421110-50A Vial-B	INTACT	21-SEP-14	GC/MS	GC/MS	Piotr Duczmalewski	CUSTODY	VOA DEAD FRIDGE	CUSTODY Piotr Duczmalewski
L1421110-50A Vial-B	INTACT	20-SEP-14	CUSTODY	VOA CUSTODY	Piotr Duczmalewski	GC/MS	GC/MS	Piotr Duczmalewski
L1421110-50A Vial-B	INTACT	13-SEP-14		CUSTODY	Michael Chang	VOA CUSTODY	VOA CUSTODY	Michael Chang
L1421110-50A Vial-B	INTACT	13-SEP-14	LOGIN	LOGIN	Graham Phillips	CUSTODY	CUSTODY	Graham Phillips
L1421110-50B Vial-B	INTACT	16-SEP-14	CUSTODY	VOA CUSTODY	Mike Vickery	VOA DEAD FRIDGE	CUSTODY	VOA DEAD FRIDGE CUSTODY Mike Vickery
L1421110-50B Vial-B	INTACT	13-SEP-14		CUSTODY	Michael Chang	VOA CUSTODY	VOA CUSTODY	Michael Chang
L1421110-50B Vial-B	INTACT	13-SEP-14	LOGIN	LOGIN	Graham Phillips	CUSTODY	CUSTODY	Graham Phillips
L1421110-50C Vial-B	INTACT	21-SEP-14	GC/MS	GC/MS	Piotr Duczmalewski	CUSTODY	VOA DEAD FRIDGE	CUSTODY Piotr Duczmalewski
L1421110-50C Vial-B	INTACT	21-SEP-14	CUSTODY	VOA CUSTODY	Piotr Duczmalewski	GC/MS	GC/MS	Piotr Duczmalewski
L1421110-50C Vial-B	INTACT	13-SEP-14		CUSTODY	Michael Chang	VOA CUSTODY	VOA CUSTODY	Michael Chang
L1421110-50C Vial-B	INTACT	13-SEP-14	LOGIN	LOGIN	Graham Phillips	CUSTODY	CUSTODY	Graham Phillips
L1421110-51A Vial-B	INTACT	21-SEP-14	GC/MS	GC/MS	Piotr Duczmalewski	CUSTODY	VOA DEAD FRIDGE	CUSTODY Piotr Duczmalewski
L1421110-51A Vial-B	INTACT	20-SEP-14	CUSTODY	VOA CUSTODY	Piotr Duczmalewski	GC/MS	GC/MS	Piotr Duczmalewski
L1421110-51A Vial-B	INTACT	13-SEP-14		CUSTODY	Michael Chang	VOA CUSTODY	VOA CUSTODY	Michael Chang
L1421110-51A Vial-B	INTACT	13-SEP-14	LOGIN	LOGIN	Graham Phillips	CUSTODY	CUSTODY	Graham Phillips
L1421110-51B Vial-B	INTACT	16-SEP-14	CUSTODY	VOA CUSTODY	Mike Vickery	VOA DEAD FRIDGE	CUSTODY	VOA DEAD FRIDGE CUSTODY Mike Vickery
L1421110-51B Vial-B	INTACT	13-SEP-14		CUSTODY	Michael Chang	VOA CUSTODY	VOA CUSTODY	Michael Chang
L1421110-51B Vial-B	INTACT	13-SEP-14	LOGIN	LOGIN	Graham Phillips	CUSTODY	CUSTODY	Graham Phillips
L1421110-51C Vial-B	INTACT	21-SEP-14	GC/MS	GC/MS	Piotr Duczmalewski	CUSTODY	VOA DEAD FRIDGE	CUSTODY Piotr Duczmalewski
L1421110-51C Vial-B	INTACT	21-SEP-14	CUSTODY	VOA CUSTODY	Piotr Duczmalewski	GC/MS	GC/MS	Piotr Duczmalewski
L1421110-51C Vial-B	INTACT	13-SEP-14		CUSTODY	Michael Chang	VOA CUSTODY	VOA CUSTODY	Michael Chang

Container ID Type	Status	Transaction Date	From Response	Location	To Operator	Response	Location	Operator
L1421110-51C Vial-B	INTACT	13-SEP-14	LOGIN	LOGIN	Graham Phillips	CUSTODY	CUSTODY	Graham Phillips
L1421110-52A Vial-B	INTACT	21-SEP-14	GC/MS	GC/MS	Piotr Duczmalewski	CUSTODY	VOA DEAD FRIDGE	CUSTODY Piotr Duczmalewski
L1421110-52A Vial-B	INTACT	20-SEP-14	CUSTODY	VOA CUSTODY	Piotr Duczmalewski	GC/MS	GC/MS	Piotr Duczmalewski
L1421110-52A Vial-B	INTACT	13-SEP-14		CUSTODY	Michael Chang	VOA CUSTODY	VOA CUSTODY	Michael Chang
L1421110-52A Vial-B	INTACT	13-SEP-14	LOGIN	LOGIN	Graham Phillips	CUSTODY	CUSTODY	Graham Phillips
L1421110-52B Vial-B	INTACT	16-SEP-14	CUSTODY	VOA CUSTODY	Mike Vickery	VOA DEAD FRIDGE	CUSTODY	VOA DEAD FRIDGE CUSTODY Mike Vickery
L1421110-52B Vial-B	INTACT	13-SEP-14		CUSTODY	Michael Chang	VOA CUSTODY	VOA CUSTODY	Michael Chang
L1421110-52B Vial-B	INTACT	13-SEP-14	LOGIN	LOGIN	Graham Phillips	CUSTODY	CUSTODY	Graham Phillips
L1421110-52C Vial-B	INTACT	21-SEP-14	GC/MS	GC/MS	Piotr Duczmalewski	CUSTODY	VOA DEAD FRIDGE	CUSTODY Piotr Duczmalewski
L1421110-52C Vial-B	INTACT	21-SEP-14	CUSTODY	VOA CUSTODY	Piotr Duczmalewski	GC/MS	GC/MS	Piotr Duczmalewski
L1421110-52C Vial-B	INTACT	13-SEP-14		CUSTODY	Michael Chang	VOA CUSTODY	VOA CUSTODY	Michael Chang
L1421110-52C Vial-B	INTACT	13-SEP-14	LOGIN	LOGIN	Graham Phillips	CUSTODY	CUSTODY	Graham Phillips
L1421110-53A Vial-B	INTACT	21-SEP-14	GC/MS	GC/MS	Piotr Duczmalewski	CUSTODY	VOA DEAD FRIDGE	CUSTODY Piotr Duczmalewski
L1421110-53A Vial-B	INTACT	20-SEP-14	CUSTODY	VOA CUSTODY	Piotr Duczmalewski	GC/MS	GC/MS	Piotr Duczmalewski
L1421110-53A Vial-B	INTACT	13-SEP-14		CUSTODY	Michael Chang	VOA CUSTODY	VOA CUSTODY	Michael Chang
L1421110-53A Vial-B	INTACT	13-SEP-14	LOGIN	LOGIN	Graham Phillips	CUSTODY	CUSTODY	Graham Phillips
L1421110-53B Vial-B	INTACT	16-SEP-14	CUSTODY	VOA CUSTODY	Mike Vickery	VOA DEAD FRIDGE	CUSTODY	VOA DEAD FRIDGE CUSTODY Mike Vickery
L1421110-53B Vial-B	INTACT	13-SEP-14		CUSTODY	Michael Chang	VOA CUSTODY	VOA CUSTODY	Michael Chang
L1421110-53B Vial-B	INTACT	13-SEP-14	LOGIN	LOGIN	Graham Phillips	CUSTODY	CUSTODY	Graham Phillips
L1421110-53C Vial-B	INTACT	21-SEP-14	GC/MS	GC/MS	Piotr Duczmalewski	CUSTODY	VOA DEAD FRIDGE	CUSTODY Piotr Duczmalewski
L1421110-53C Vial-B	INTACT	21-SEP-14	CUSTODY	VOA CUSTODY	Piotr Duczmalewski	GC/MS	GC/MS	Piotr Duczmalewski
L1421110-53C Vial-B	INTACT	13-SEP-14		CUSTODY	Michael Chang	VOA CUSTODY	VOA CUSTODY	Michael Chang
L1421110-53C Vial-B	INTACT	13-SEP-14	LOGIN	LOGIN	Graham Phillips	CUSTODY	CUSTODY	Graham Phillips
L1421110-54A Vial-B	INTACT	21-SEP-14	GC/MS	GC/MS	Piotr Duczmalewski	CUSTODY	VOA DEAD FRIDGE	CUSTODY Piotr Duczmalewski
L1421110-54A Vial-B	INTACT	20-SEP-14	CUSTODY	VOA CUSTODY	Piotr Duczmalewski	GC/MS	GC/MS	Piotr Duczmalewski

Container ID Type	Status	Transaction Date	From Response	Location	To Operator	Response	Location	Operator
L1421110-54A Vial-B	INTACT	13-SEP-14		CUSTODY	Michael Chang	VOA CUSTODY	VOA CUSTODY	Michael Chang
L1421110-54A Vial-B	INTACT	13-SEP-14	LOGIN	LOGIN	Graham Phillips	CUSTODY	CUSTODY	Graham Phillips
L1421110-54B Vial-B	INTACT	16-SEP-14	CUSTODY	VOA CUSTODY	Mike Vickery	VOA DEAD FRIDGE CUSTODY	VOA DEAD FRIDGE CUSTODY	Mike Vickery
L1421110-54B Vial-B	INTACT	13-SEP-14		CUSTODY	Michael Chang	VOA CUSTODY	VOA CUSTODY	Michael Chang
L1421110-54B Vial-B	INTACT	13-SEP-14	LOGIN	LOGIN	Graham Phillips	CUSTODY	CUSTODY	Graham Phillips
L1421110-54C Vial-B	INTACT	21-SEP-14	GC/MS	GC/MS	Przemyslaw Kaczorows	CUSTODY	VOA DEAD FRIDGE	CUSTODY Przemyslaw Kaczorows
L1421110-54C Vial-B	INTACT	21-SEP-14	CUSTODY	VOA CUSTODY	Piotr Duczmalewski	GC/MS	GC/MS	Piotr Duczmalewski
L1421110-54C Vial-B	INTACT	13-SEP-14		CUSTODY	Michael Chang	VOA CUSTODY	VOA CUSTODY	Michael Chang
L1421110-54C Vial-B	INTACT	13-SEP-14	LOGIN	LOGIN	Graham Phillips	CUSTODY	CUSTODY	Graham Phillips
L1421110-55A Vial-B	INTACT	21-SEP-14	GC/MS	GC/MS	Piotr Duczmalewski	CUSTODY	VOA DEAD FRIDGE	CUSTODY Piotr Duczmalewski
L1421110-55A Vial-B	INTACT	20-SEP-14	CUSTODY	VOA CUSTODY	Piotr Duczmalewski	GC/MS	GC/MS	Piotr Duczmalewski
L1421110-55A Vial-B	INTACT	13-SEP-14		CUSTODY	Michael Chang	VOA CUSTODY	VOA CUSTODY	Michael Chang
L1421110-55A Vial-B	INTACT	13-SEP-14	LOGIN	LOGIN	Graham Phillips	CUSTODY	CUSTODY	Graham Phillips
L1421110-55B Vial-B	INTACT	16-SEP-14	CUSTODY	VOA CUSTODY	Mike Vickery	VOA DEAD FRIDGE CUSTODY	VOA DEAD FRIDGE CUSTODY	Mike Vickery
L1421110-55B Vial-B	INTACT	13-SEP-14		CUSTODY	Michael Chang	VOA CUSTODY	VOA CUSTODY	Michael Chang
L1421110-55B Vial-B	INTACT	13-SEP-14	LOGIN	LOGIN	Graham Phillips	CUSTODY	CUSTODY	Graham Phillips
L1421110-55C Vial-B	INTACT	21-SEP-14	GC/MS	GC/MS	Przemyslaw Kaczorows	CUSTODY	VOA DEAD FRIDGE	CUSTODY Przemyslaw Kaczorows
L1421110-55C Vial-B	INTACT	21-SEP-14	CUSTODY	VOA CUSTODY	Piotr Duczmalewski	GC/MS	GC/MS	Piotr Duczmalewski
L1421110-55C Vial-B	INTACT	13-SEP-14		CUSTODY	Michael Chang	VOA CUSTODY	VOA CUSTODY	Michael Chang
L1421110-55C Vial-B	INTACT	13-SEP-14	LOGIN	LOGIN	Graham Phillips	CUSTODY	CUSTODY	Graham Phillips
L1421110-56A Vial-B	INTACT	20-SEP-14	GC/MS	GC/MS	Piotr Duczmalewski	CUSTODY	VOA DEAD FRIDGE	CUSTODY Piotr Duczmalewski
L1421110-56A Vial-B	INTACT	20-SEP-14	CUSTODY	VOA CUSTODY	Piotr Duczmalewski	GC/MS	GC/MS	Piotr Duczmalewski
L1421110-56A Vial-B	INTACT	13-SEP-14		CUSTODY	Michael Chang	VOA CUSTODY	VOA CUSTODY	Michael Chang
L1421110-56A Vial-B	INTACT	13-SEP-14	LOGIN	LOGIN	Graham Phillips	CUSTODY	CUSTODY	Graham Phillips
L1421110-56B Vial-B	INTACT	16-SEP-14	CUSTODY	VOA CUSTODY	Mike Vickery	VOA DEAD FRIDGE CUSTODY	VOA DEAD FRIDGE CUSTODY	Mike Vickery

Container ID Type	Status	Transaction Date	From Response	Location	To Operator	Response	Location	Operator
L1421110-56B Vial-B	INTACT	13-SEP-14		CUSTODY	Michael Chang	VOA CUSTODY	VOA CUSTODY	Michael Chang
L1421110-56B Vial-B	INTACT	13-SEP-14	LOGIN	LOGIN	Graham Phillips	CUSTODY	CUSTODY	Graham Phillips
L1421110-56C Vial-B	INTACT	13-SEP-14		CUSTODY	Michael Chang	VOA CUSTODY	VOA CUSTODY	Michael Chang
L1421110-56C Vial-B	INTACT	13-SEP-14	LOGIN	LOGIN	Graham Phillips	CUSTODY	CUSTODY	Graham Phillips
L1421110-57A Vial-B	INTACT	20-SEP-14	GC/MS	GC/MS	Piotr Duczmalewski	CUSTODY	VOA DEAD FRIDGE	CUSTODY Piotr Duczmalewski
L1421110-57A Vial-B	INTACT	20-SEP-14	CUSTODY	VOA CUSTODY	Piotr Duczmalewski	GC/MS	GC/MS	Piotr Duczmalewski
L1421110-57A Vial-B	INTACT	13-SEP-14		CUSTODY	Michael Chang	VOA CUSTODY	VOA CUSTODY	Michael Chang
L1421110-57A Vial-B	INTACT	13-SEP-14	LOGIN	LOGIN	Graham Phillips	CUSTODY	CUSTODY	Graham Phillips
L1421110-57B Vial-B	INTACT	13-SEP-14		CUSTODY	Michael Chang	VOA CUSTODY	VOA CUSTODY	Michael Chang
L1421110-57B Vial-B	INTACT	13-SEP-14	LOGIN	LOGIN	Graham Phillips	CUSTODY	CUSTODY	Graham Phillips
L1421110-57C Vial-B	INTACT	13-SEP-14		CUSTODY	Michael Chang	VOA CUSTODY	VOA CUSTODY	Michael Chang
L1421110-57C Vial-B	INTACT	13-SEP-14	LOGIN	LOGIN	Sharon Hoffman	CUSTODY	CUSTODY	Sharon Hoffman
L1421110-57D Vial-B	INTACT	13-SEP-14		CUSTODY	Michael Chang	VOA CUSTODY	VOA CUSTODY	Michael Chang
L1421110-57D Vial-B	INTACT	13-SEP-14	LOGIN	LOGIN	Sharon Hoffman	CUSTODY	CUSTODY	Sharon Hoffman

Methodology Review

REFERENCES

1 Test Methods for Evaluating Solid Waste: Physical/Chemical Methods. EPA SW-846. Third Edition. Updates I - IV, 2007.

LIMITATION OF LIABILITIES

Alpha Analytical performs services with reasonable care and diligence normal to the analytical testing laboratory industry. In the event of an error, the sole and exclusive responsibility of Alpha Analytical shall be to re-perform the work at it's own expense. In no event shall Alpha Analytical be held liable for any incidental, consequential or special damages, including but not limited to, damages in any way connected with the use of, interpretation of, information or analysis provided by Alpha Analytical.

We strongly urge our clients to comply with EPA protocol regarding sample volume, preservation, cooling, containers, sampling procedures, holding time and splitting of samples in the field.

Laboratory Chronicle

Project Name: LOCKHEED-NORTH PLAINFIELD **Lab Number:** L1421110

Project Number: 117-0507.600.02 **Report Date:** 09/22/14

Sample Receipt and Container Information

Were project specific reporting limits specified? YES

Reagent H2O Preserved Vials Frozen on: NA

Cooler Information Custody Seal

Cooler	
A	Absent
B	Absent

Container Information

Container ID	Container Type	Cooler	pH	Temp deg C	Pres	Seal	Analysis(*)
L1421110-01A	Vial HCl preserved	A	N/A	4.2	Y	Absent	NJ-8260(14)
L1421110-01B	Vial HCl preserved	A	N/A	4.2	Y	Absent	NJ-8260(14)
L1421110-01C	Vial HCl preserved	A	N/A	4.2	Y	Absent	NJ-8260(14)
L1421110-02A	Vial HCl preserved	A	N/A	4.2	Y	Absent	NJ-8260(14)
L1421110-02B	Vial HCl preserved	A	N/A	4.2	Y	Absent	NJ-8260(14)
L1421110-02C	Vial HCl preserved	A	N/A	4.2	Y	Absent	NJ-8260(14)
L1421110-03A	Vial HCl preserved	A	N/A	4.2	Y	Absent	NJ-8260(14)
L1421110-03B	Vial HCl preserved	A	N/A	4.2	Y	Absent	NJ-8260(14)
L1421110-03C	Vial HCl preserved	A	N/A	4.2	Y	Absent	NJ-8260(14)
L1421110-04A	Vial HCl preserved	A	N/A	4.2	Y	Absent	NJ-8260(14)
L1421110-04B	Vial HCl preserved	A	N/A	4.2	Y	Absent	NJ-8260(14)
L1421110-04C	Vial HCl preserved	A	N/A	4.2	Y	Absent	NJ-8260(14)
L1421110-05A	Vial HCl preserved	A	N/A	4.2	Y	Absent	NJ-8260(14)
L1421110-05B	Vial HCl preserved	A	N/A	4.2	Y	Absent	NJ-8260(14)
L1421110-05C	Vial HCl preserved	A	N/A	4.2	Y	Absent	NJ-8260(14)
L1421110-06A	Vial HCl preserved	B	N/A	3.4	Y	Absent	NJ-8260(14)
L1421110-06B	Vial HCl preserved	B	N/A	3.4	Y	Absent	NJ-8260(14)
L1421110-06C	Vial HCl preserved	B	N/A	3.4	Y	Absent	NJ-8260(14)
L1421110-07A	Vial HCl preserved	B	N/A	3.4	Y	Absent	NJ-8260(14)
L1421110-07B	Vial HCl preserved	B	N/A	3.4	Y	Absent	NJ-8260(14)
L1421110-07C	Vial HCl preserved	B	N/A	3.4	Y	Absent	NJ-8260(14)
L1421110-08A	Vial HCl preserved	B	N/A	3.4	Y	Absent	NJ-8260(14)
L1421110-08B	Vial HCl preserved	B	N/A	3.4	Y	Absent	NJ-8260(14)
L1421110-08C	Vial HCl preserved	B	N/A	3.4	Y	Absent	NJ-8260(14)
L1421110-09A	Vial HCl preserved	B	N/A	3.4	Y	Absent	NJ-8260(14)
L1421110-09B	Vial HCl preserved	B	N/A	3.4	Y	Absent	NJ-8260(14)

*Values in parentheses indicate holding time in days

Container Information

Container ID	Container Type	Cooler	pH	Temp deg C	Pres	Seal	Analysis(*)
L1421110-09C	Vial HCl preserved	B	N/A	3.4	Y	Absent	NJ-8260(14)
L1421110-10A	Vial HCl preserved	B	N/A	3.4	Y	Absent	NJ-8260(14)
L1421110-10B	Vial HCl preserved	B	N/A	3.4	Y	Absent	NJ-8260(14)
L1421110-10C	Vial HCl preserved	B	N/A	3.4	Y	Absent	NJ-8260(14)
L1421110-11A	Vial HCl preserved	B	N/A	3.4	Y	Absent	NJ-8260(14)
L1421110-11B	Vial HCl preserved	B	N/A	3.4	Y	Absent	NJ-8260(14)
L1421110-11C	Vial HCl preserved	B	N/A	3.4	Y	Absent	NJ-8260(14)
L1421110-12A	Vial HCl preserved	B	N/A	3.4	Y	Absent	NJ-8260(14)
L1421110-12B	Vial HCl preserved	B	N/A	3.4	Y	Absent	NJ-8260(14)
L1421110-12C	Vial HCl preserved	B	N/A	3.4	Y	Absent	NJ-8260(14)
L1421110-13A	Vial HCl preserved	B	N/A	3.4	Y	Absent	NJ-8260(14)
L1421110-13B	Vial HCl preserved	B	N/A	3.4	Y	Absent	NJ-8260(14)
L1421110-13C	Vial HCl preserved	B	N/A	3.4	Y	Absent	NJ-8260(14)
L1421110-14A	Vial HCl preserved	B	N/A	3.4	Y	Absent	NJ-8260(14)
L1421110-14B	Vial HCl preserved	B	N/A	3.4	Y	Absent	NJ-8260(14)
L1421110-14C	Vial HCl preserved	B	N/A	3.4	Y	Absent	NJ-8260(14)
L1421110-15A	Vial HCl preserved	B	N/A	3.4	Y	Absent	NJ-8260(14)
L1421110-15B	Vial HCl preserved	B	N/A	3.4	Y	Absent	NJ-8260(14)
L1421110-15C	Vial HCl preserved	B	N/A	3.4	Y	Absent	NJ-8260(14)
L1421110-16A	Vial HCl preserved	B	N/A	3.4	Y	Absent	NJ-8260(14)
L1421110-16B	Vial HCl preserved	B	N/A	3.4	Y	Absent	NJ-8260(14)
L1421110-16C	Vial HCl preserved	B	N/A	3.4	Y	Absent	NJ-8260(14)
L1421110-17A	Vial HCl preserved	B	N/A	3.4	Y	Absent	NJ-8260(14)
L1421110-17B	Vial HCl preserved	B	N/A	3.4	Y	Absent	NJ-8260(14)
L1421110-17C	Vial HCl preserved	B	N/A	3.4	Y	Absent	NJ-8260(14)
L1421110-18A	Vial HCl preserved	B	N/A	3.4	Y	Absent	NJ-8260(14)
L1421110-18B	Vial HCl preserved	B	N/A	3.4	Y	Absent	NJ-8260(14)
L1421110-18C	Vial HCl preserved	B	N/A	3.4	Y	Absent	NJ-8260(14)
L1421110-19A	Vial HCl preserved	B	N/A	3.4	Y	Absent	NJ-8260(14)
L1421110-19B	Vial HCl preserved	B	N/A	3.4	Y	Absent	NJ-8260(14)
L1421110-19C	Vial HCl preserved	B	N/A	3.4	Y	Absent	NJ-8260(14)
L1421110-20A	Vial HCl preserved	B	N/A	3.4	Y	Absent	NJ-8260(14)
L1421110-20B	Vial HCl preserved	B	N/A	3.4	Y	Absent	NJ-8260(14)
L1421110-20C	Vial HCl preserved	B	N/A	3.4	Y	Absent	NJ-8260(14)
L1421110-21A	Vial HCl preserved	B	N/A	3.4	Y	Absent	NJ-8260(14)
L1421110-21B	Vial HCl preserved	B	N/A	3.4	Y	Absent	NJ-8260(14)

*Values in parentheses indicate holding time in days

Container Information

Container ID	Container Type	Cooler	pH	Temp deg C	Pres	Seal	Analysis(*)
L1421110-21C	Vial HCl preserved	B	N/A	3.4	Y	Absent	NJ-8260(14)
L1421110-22A	Vial HCl preserved	B	N/A	3.4	Y	Absent	NJ-8260(14)
L1421110-22B	Vial HCl preserved	B	N/A	3.4	Y	Absent	NJ-8260(14)
L1421110-22C	Vial HCl preserved	B	N/A	3.4	Y	Absent	NJ-8260(14)
L1421110-23A	Vial HCl preserved	B	N/A	3.4	Y	Absent	NJ-8260(14)
L1421110-23B	Vial HCl preserved	B	N/A	3.4	Y	Absent	NJ-8260(14)
L1421110-23C	Vial HCl preserved	B	N/A	3.4	Y	Absent	NJ-8260(14)
L1421110-24A	Vial HCl preserved	B	N/A	3.4	Y	Absent	NJ-8260(14)
L1421110-24B	Vial HCl preserved	B	N/A	3.4	Y	Absent	NJ-8260(14)
L1421110-24C	Vial HCl preserved	B	N/A	3.4	Y	Absent	NJ-8260(14)
L1421110-25A	Vial HCl preserved	B	N/A	3.4	Y	Absent	NJ-8260(14)
L1421110-25B	Vial HCl preserved	B	N/A	3.4	Y	Absent	NJ-8260(14)
L1421110-25C	Vial HCl preserved	B	N/A	3.4	Y	Absent	NJ-8260(14)
L1421110-26A	Vial HCl preserved	B	N/A	3.4	Y	Absent	NJ-8260(14)
L1421110-26B	Vial HCl preserved	B	N/A	3.4	Y	Absent	NJ-8260(14)
L1421110-26C	Vial HCl preserved	B	N/A	3.4	Y	Absent	NJ-8260(14)
L1421110-27A	Vial HCl preserved	B	N/A	3.4	Y	Absent	NJ-8260(14)
L1421110-27B	Vial HCl preserved	B	N/A	3.4	Y	Absent	NJ-8260(14)
L1421110-27C	Vial HCl preserved	B	N/A	3.4	Y	Absent	NJ-8260(14)
L1421110-28A	Vial HCl preserved	B	N/A	3.4	Y	Absent	NJ-8260(14)
L1421110-28B	Vial HCl preserved	B	N/A	3.4	Y	Absent	NJ-8260(14)
L1421110-28C	Vial HCl preserved	B	N/A	3.4	Y	Absent	NJ-8260(14)
L1421110-29A	Vial HCl preserved	B	N/A	3.4	Y	Absent	NJ-8260(14)
L1421110-29B	Vial HCl preserved	B	N/A	3.4	Y	Absent	NJ-8260(14)
L1421110-29C	Vial HCl preserved	B	N/A	3.4	Y	Absent	NJ-8260(14)
L1421110-30A	Vial HCl preserved	B	N/A	3.4	Y	Absent	NJ-8260(14)
L1421110-30B	Vial HCl preserved	B	N/A	3.4	Y	Absent	NJ-8260(14)
L1421110-30C	Vial HCl preserved	B	N/A	3.4	Y	Absent	NJ-8260(14)
L1421110-31A	Vial HCl preserved	B	N/A	3.4	Y	Absent	NJ-8260(14)
L1421110-31B	Vial HCl preserved	B	N/A	3.4	Y	Absent	NJ-8260(14)
L1421110-31C	Vial HCl preserved	B	N/A	3.4	Y	Absent	NJ-8260(14)
L1421110-32A	Vial HCl preserved	B	N/A	3.4	Y	Absent	NJ-8260(14)
L1421110-32B	Vial HCl preserved	B	N/A	3.4	Y	Absent	NJ-8260(14)
L1421110-32C	Vial HCl preserved	B	N/A	3.4	Y	Absent	NJ-8260(14)
L1421110-33A	Vial HCl preserved	B	N/A	3.4	Y	Absent	NJ-8260(14)
L1421110-33B	Vial HCl preserved	B	N/A	3.4	Y	Absent	NJ-8260(14)

*Values in parentheses indicate holding time in days

Container Information

Container ID	Container Type	Cooler	pH	Temp deg C	Pres	Seal	Analysis(*)
L1421110-33C	Vial HCl preserved	B	N/A	3.4	Y	Absent	NJ-8260(14)
L1421110-34A	Vial HCl preserved	B	N/A	3.4	Y	Absent	NJ-8260(14)
L1421110-34B	Vial HCl preserved	B	N/A	3.4	Y	Absent	NJ-8260(14)
L1421110-34C	Vial HCl preserved	B	N/A	3.4	Y	Absent	NJ-8260(14)
L1421110-35A	Vial HCl preserved	B	N/A	3.4	Y	Absent	NJ-8260(14)
L1421110-35B	Vial HCl preserved	B	N/A	3.4	Y	Absent	NJ-8260(14)
L1421110-35C	Vial HCl preserved	B	N/A	3.4	Y	Absent	NJ-8260(14)
L1421110-36A	Vial HCl preserved	B	N/A	3.4	Y	Absent	NJ-8260(14)
L1421110-36B	Vial HCl preserved	B	N/A	3.4	Y	Absent	NJ-8260(14)
L1421110-36C	Vial HCl preserved	B	N/A	3.4	Y	Absent	NJ-8260(14)
L1421110-37A	Vial HCl preserved	B	N/A	3.4	Y	Absent	NJ-8260(14)
L1421110-37B	Vial HCl preserved	B	N/A	3.4	Y	Absent	NJ-8260(14)
L1421110-37C	Vial HCl preserved	B	N/A	3.4	Y	Absent	NJ-8260(14)
L1421110-38A	Vial HCl preserved	B	N/A	3.4	Y	Absent	NJ-8260(14)
L1421110-38B	Vial HCl preserved	B	N/A	3.4	Y	Absent	NJ-8260(14)
L1421110-38C	Vial HCl preserved	B	N/A	3.4	Y	Absent	NJ-8260(14)
L1421110-39A	Vial HCl preserved	B	N/A	3.4	Y	Absent	NJ-8260(14)
L1421110-39B	Vial HCl preserved	B	N/A	3.4	Y	Absent	NJ-8260(14)
L1421110-39C	Vial HCl preserved	B	N/A	3.4	Y	Absent	NJ-8260(14)
L1421110-40A	Vial HCl preserved	B	N/A	3.4	Y	Absent	NJ-8260(14)
L1421110-40B	Vial HCl preserved	B	N/A	3.4	Y	Absent	NJ-8260(14)
L1421110-40C	Vial HCl preserved	B	N/A	3.4	Y	Absent	NJ-8260(14)
L1421110-41A	Vial HCl preserved	B	N/A	3.4	Y	Absent	NJ-8260(14)
L1421110-41B	Vial HCl preserved	B	N/A	3.4	Y	Absent	NJ-8260(14)
L1421110-41C	Vial HCl preserved	B	N/A	3.4	Y	Absent	NJ-8260(14)
L1421110-42A	Vial HCl preserved	B	N/A	3.4	Y	Absent	NJ-8260(14)
L1421110-42B	Vial HCl preserved	B	N/A	3.4	Y	Absent	NJ-8260(14)
L1421110-42C	Vial HCl preserved	B	N/A	3.4	Y	Absent	NJ-8260(14)
L1421110-43A	Vial HCl preserved	B	N/A	3.4	Y	Absent	NJ-8260(14)
L1421110-43B	Vial HCl preserved	B	N/A	3.4	Y	Absent	NJ-8260(14)
L1421110-43C	Vial HCl preserved	B	N/A	3.4	Y	Absent	NJ-8260(14)
L1421110-44A	Vial HCl preserved	B	N/A	3.4	Y	Absent	NJ-8260(14)
L1421110-44B	Vial HCl preserved	B	N/A	3.4	Y	Absent	NJ-8260(14)
L1421110-44C	Vial HCl preserved	B	N/A	3.4	Y	Absent	NJ-8260(14)
L1421110-45A	Vial HCl preserved	B	N/A	3.4	Y	Absent	NJ-8260(14)
L1421110-45B	Vial HCl preserved	B	N/A	3.4	Y	Absent	NJ-8260(14)

*Values in parentheses indicate holding time in days

Container Information

Container ID	Container Type	Cooler	pH	Temp deg C	Pres	Seal	Analysis(*)
L1421110-45C	Vial HCl preserved	B	N/A	3.4	Y	Absent	NJ-8260(14)
L1421110-46A	Vial HCl preserved	A	N/A	4.2	Y	Absent	NJ-8260(14)
L1421110-46B	Vial HCl preserved	A	N/A	4.2	Y	Absent	NJ-8260(14)
L1421110-46C	Vial HCl preserved	A	N/A	4.2	Y	Absent	NJ-8260(14)
L1421110-47A	Vial HCl preserved	A	N/A	4.2	Y	Absent	NJ-8260(14)
L1421110-47B	Vial HCl preserved	A	N/A	4.2	Y	Absent	NJ-8260(14)
L1421110-47C	Vial HCl preserved	A	N/A	4.2	Y	Absent	NJ-8260(14)
L1421110-48A	Vial HCl preserved	A	N/A	4.2	Y	Absent	NJ-8260(14)
L1421110-48B	Vial HCl preserved	A	N/A	4.2	Y	Absent	NJ-8260(14)
L1421110-48C	Vial HCl preserved	A	N/A	4.2	Y	Absent	NJ-8260(14)
L1421110-49A	Vial HCl preserved	A	N/A	4.2	Y	Absent	NJ-8260(14)
L1421110-49B	Vial HCl preserved	A	N/A	4.2	Y	Absent	NJ-8260(14)
L1421110-49C	Vial HCl preserved	A	N/A	4.2	Y	Absent	NJ-8260(14)
L1421110-50A	Vial HCl preserved	B	N/A	3.4	Y	Absent	NJ-8260(14)
L1421110-50B	Vial HCl preserved	B	N/A	3.4	Y	Absent	NJ-8260(14)
L1421110-50C	Vial HCl preserved	B	N/A	3.4	Y	Absent	NJ-8260(14)
L1421110-51A	Vial HCl preserved	A	N/A	4.2	Y	Absent	NJ-8260(14)
L1421110-51B	Vial HCl preserved	A	N/A	4.2	Y	Absent	NJ-8260(14)
L1421110-51C	Vial HCl preserved	A	N/A	4.2	Y	Absent	NJ-8260(14)
L1421110-52A	Vial HCl preserved	A	N/A	4.2	Y	Absent	NJ-8260(14)
L1421110-52B	Vial HCl preserved	A	N/A	4.2	Y	Absent	NJ-8260(14)
L1421110-52C	Vial HCl preserved	A	N/A	4.2	Y	Absent	NJ-8260(14)
L1421110-53A	Vial HCl preserved	A	N/A	4.2	Y	Absent	NJ-8260(14)
L1421110-53B	Vial HCl preserved	A	N/A	4.2	Y	Absent	NJ-8260(14)
L1421110-53C	Vial HCl preserved	A	N/A	4.2	Y	Absent	NJ-8260(14)
L1421110-54A	Vial HCl preserved	A	N/A	4.2	Y	Absent	NJ-8260(14)
L1421110-54B	Vial HCl preserved	A	N/A	4.2	Y	Absent	NJ-8260(14)
L1421110-54C	Vial HCl preserved	A	N/A	4.2	Y	Absent	NJ-8260(14)
L1421110-55A	Vial HCl preserved	A	N/A	4.2	Y	Absent	NJ-8260(14)
L1421110-55B	Vial HCl preserved	A	N/A	4.2	Y	Absent	NJ-8260(14)
L1421110-55C	Vial HCl preserved	A	N/A	4.2	Y	Absent	NJ-8260(14)
L1421110-56A	Vial HCl preserved	A	N/A	4.2	Y	Absent	NJ-8260(14)
L1421110-56B	Vial HCl preserved	A	N/A	4.2	Y	Absent	NJ-8260(14)
L1421110-56C	Vial HCl preserved	A	N/A	4.2	Y	Absent	NJ-8260(14)
L1421110-57A	Vial HCl preserved	A	N/A	4.2	Y	Absent	NJ-8260(14)
L1421110-57B	Vial HCl preserved	A	N/A	4.2	Y	Absent	NJ-8260(14)

*Values in parentheses indicate holding time in days

Container Information

Container ID	Container Type	Cooler	pH	Temp deg C	Pres	Seal	Analysis(*)
L1421110-57C	Vial HCl preserved	B	N/A	3.4	Y	Absent	NJ-8260(14)
L1421110-57D	Vial HCl preserved	B	N/A	3.4	Y	Absent	NJ-8260(14)

Container Comments

L1421110-08B

*Values in parentheses indicate holding time in days

NJ DEP
Data of Known Quality Protocols
Conformance/Non-Conformance
Summary Questionnaire

NJ DEP Data of Known Quality Protocols
Conformance/Non-Conformance
Summary Questionnaire

1	For each analytical method referenced in this laboratory report package, were all specified QA/QC performance criteria followed, including the requirement to explain any criteria falling outside of acceptable guidelines, as specified in the NJDEP Data of Known Quality performance standards?	YES
1a	Were the method specified handling, preservation, and holding time requirements met?	YES
1b	EPH Method: Was the EPH Method conducted without significant modifications (see Section 11.3 of respective DKQ methods)?	N/A
2	Were all samples received by the laboratory in a condition consistent with that described on the associated chain-of-custody document(s)?	YES
3	Were all samples received at an appropriate temperature (4 ± 2° C)?	YES
4	Were all QA/QC performance criteria specified in the NJDEP DKQP standards achieved?	NO
5a	Were reporting limits specified or referenced on the chain-of-custody or communicated to the laboratory prior to sample receipt?	YES
5b	Were these reporting limits met?	NO
6	For each analytical method referenced in this laboratory report package, were results reported for all constituents identified in the method-specific analyte lists presented in the DKQP documents and/or site-specific QAPP?	YES
7	Are project-specific matrix spikes and/or laboratory duplicates included in this data set?	NO

Note: For all questions to which the response was "No" (with the exception of question #7), additional information must be provided in an attached narrative. If the answer to question #1, #1a or #1b is "No", the data package does not meet the requirements for "Data of Known Quality".

Conformance/Non-Conformance Summary

Case Narrative

The samples were received in accordance with the Chain of Custody and no significant deviations were encountered during the preparation or analysis unless otherwise noted. Sample Receipt, Container Information, and the Chain of Custody are located at the back of the report.

Results contained within this report relate only to the samples submitted under this Alpha Lab Number and meet all of the requirements of NELAC, for all NELAC accredited parameters. The data presented in this report is organized by parameter (i.e. VOC, SVOC, etc.). Sample specific Quality Control data (i.e. Surrogate Spike Recovery) is reported at the end of the target analyte list for each individual sample, followed by the Laboratory Batch Quality Control at the end of each parameter. If a sample was re-analyzed or re-extracted due to a required quality control corrective action and if both sets of data are reported, the Laboratory ID of the re-analysis or re-extraction is designated with an "R" or "RE", respectively. When multiple Batch Quality Control elements are reported (e.g. more than one LCS), the associated samples for each element are noted in the grey shaded header line of each data table. Any Laboratory Batch, Sample Specific % recovery or RPD value that is outside the listed Acceptance Criteria is bolded in the report. Performance criteria for CAM and RCP methods allow for some LCS compound failures to occur and still be within method compliance. In these instances, the specific failures are not narrated but are noted in the associated QC table. This information is also incorporated in the Data Usability format for our Data Merger tool where it can be reviewed along with any associated usability implications. Soil/sediments, solids and tissues are reported on a dry weight basis unless otherwise noted. Definitions of all data qualifiers and acronyms used in this report are provided in the Glossary located at the back of the report.

In reference to questions H (CAM) or 4 (RCP) when "NO" is checked, the performance criteria for CAM and RCP methods allow for some quality control failures to occur and still be within method compliance. In these instances the specific failure is not narrated but noted in the associated QC table. The information is also incorporated in the Data Usability format of our Data Merger tool where it can be reviewed along with any associated usability implications.

Please see the associated ADEx data file for a comparison of laboratory reporting limits that were achieved with the regulatory Numerical Standards requested on the Chain of Custody.

HOLD POLICY
For samples submitted on hold, Alpha's policy is to hold samples free of charge for 30 days from the date the project is completed. After 30 days, we will dispose of all samples submitted including those put on hold unless you have contacted your Client Service Representative and made arrangements for Alpha to continue to hold the samples.

Please contact Client Services at 800-624-9220 with any questions.

Case Narrative (continued)

Report Submission

All non-detect (ND) or estimated concentrations (J-qualified) have been quantitated to the limit noted in the MDL column.

DKQP Related Narratives

Volatile Organics

In reference to question 4:

One or more compounds failed to meet the DKQP recovery and/or RPD limits for the WG722869, WG723247, WG723644, WG723893, WG723894, and WG723949 LCS/LCSDs. Please refer to the QC section of the report for specific details.

In reference to 5b:

One or more of the target analytes did not achieve the requested regulatory limits.

I, the undersigned, attest under the pains and penalties of perjury that, to the best of my knowledge and belief and based upon my personal inquiry of those responsible for providing the information contained in this analytical report, such information is accurate and complete. This certificate of analysis is not complete unless this page accompanies any and all pages of this report.

Authorized Signature: Kelly Stenstrom Report Date: 09/22/14

Title: Technical Director/Representative

Glossary

GLOSSARY

Acronyms

EDL - Estimated Detection Limit: This value represents the level to which target analyte concentrations are reported as estimated values, when those target analyte concentrations are quantified below the reporting limit (RL). The EDL includes any adjustments from dilutions, concentrations or moisture content, where applicable. The use of EDLs is specific to the analysis of PAHs using Solid-Phase Microextraction (SPME).

EPA - Environmental Protection Agency.

LCS - Laboratory Control Sample: A sample matrix, free from the analytes of interest, spiked with verified known amounts of analytes or a material containing known and verified amounts of analytes.

LCSD - Laboratory Control Sample Duplicate: Refer to LCS.

LFB - Laboratory Fortified Blank: A sample matrix, free from the analytes of interest, spiked with verified known amounts of analytes or a material containing known and verified amounts of analytes.

MDL - Method Detection Limit: This value represents the level to which target analyte concentrations are reported as estimated values, when those target analyte concentrations are quantified below the reporting limit (RL). The MDL includes any adjustments from dilutions, concentrations or moisture content, where applicable.

MS - Matrix Spike Sample: A sample prepared by adding a known mass of target analyte to a specified amount of matrix sample for which an independent estimate of target analyte concentration is available.

MSD - Matrix Spike Sample Duplicate: Refer to MS.

NA - Not Applicable.

NC - Not Calculated: Term is utilized when one or more of the results utilized in the calculation are non-detect at the parameter's reporting unit.

NI - Not Ignitable.

RL - Reporting Limit: The value at which an instrument can accurately measure an analyte at a specific concentration. The RL includes any adjustments from dilutions, concentrations or moisture content, where applicable.

RPD - Relative Percent Difference: The results from matrix and/or matrix spike duplicates are primarily designed to assess the precision of analytical results in a given matrix and are expressed as relative percent difference (RPD). Values which are less than five times the reporting limit for any individual parameter are evaluated by utilizing the absolute difference between the values; although the RPD value will be provided in the report.

SRM - Standard Reference Material: A reference sample of a known or certified value that is of the same or similar matrix as the associated field samples.

Footnotes

1 - The reference for this analyte should be considered modified since this analyte is absent from the target analyte list of the original method.

Terms

Total: With respect to Organic analyses, a 'Total' result is defined as the summation of results for individual isomers or Aroclors. If a 'Total' result is requested, the results of its individual components will also be reported. This is applicable to 'Total' results for methods 8260, 8081 and 8082.

Analytical Method: Both the document from which the method originates and the analytical reference method. (Example: EPA 8260B is shown as 1,8260B.) The codes for the reference method documents are provided in the References section of the Addendum.

Data Qualifiers

A - Spectra identified as "Aldol Condensation Product".

B - The analyte was detected above the reporting limit in the associated method blank. Flag only applies to associated field samples that have detectable concentrations of the analyte at less than ten times (10x) the concentration found in the blank. For MCP-related projects, flag only applies to associated field samples that have detectable concentrations of the analyte at less than ten times (10x) the concentration found in the blank. For DOD-related projects, flag only applies to associated field samples that have detectable concentrations of the analyte at less than ten times (10x) the concentration found in the blank AND the analyte was detected above one-half the reporting limit (or above the reporting limit for common lab contaminants) in the associated method blank. For NJ-Air-related projects, flag only applies to associated field samples that have detectable concentrations of the analyte above the reporting limit. For NJ-related projects (excluding Air), flag only applies to associated field samples that have detectable concentrations of the analyte, which was detected above the reporting limit in the associated method blank or above five times the reporting limit for common lab contaminants (Phthalates, Acetone, Methylene Chloride, 2-Butanone).

C - Co-elution: The target analyte co-elutes with a known lab standard (i.e. surrogate, internal standards, etc.) for co-extracted analyses.

D - Concentration of analyte was quantified from diluted analysis. Flag only applies to field samples that have detectable concentrations of the analyte.

E - Concentration of analyte exceeds the range of the calibration curve and/or linear range of the instrument.

Report Format: DU Report with 'J' Qualifiers

Data Qualifiers

G - The concentration may be biased high due to matrix interferences (i.e, co-elution) with non-target compound(s). The result should be considered estimated.

H - The analysis of pH was performed beyond the regulatory-required holding time of 15 minutes from the time of sample collection.

I - The lower value for the two columns has been reported due to obvious interference.

M - Reporting Limit (RL) exceeds the MCP CAM Reporting Limit for this analyte.

NJ - Presumptive evidence of compound. This represents an estimated concentration for Tentatively Identified Compounds (TICs), where the identification is based on a mass spectral library search.

P - The RPD between the results for the two columns exceeds the method-specified criteria.

Q - The quality control sample exceeds the associated acceptance criteria. For DOD-related projects, LCS and/or Continuing Calibration Standard exceedences are also qualified on all associated sample results. Note: This flag is not applicable for matrix spike recoveries when the sample concentration is greater than 4x the spike added or for batch duplicate RPD when the sample concentrations are less than 5x the RL. (Metals only.)

R - Analytical results are from sample re-analysis.

RE - Analytical results are from sample re-extraction.

S - Analytical results are from modified screening analysis.

J - Estimated value. The Target analyte concentration is below the quantitation limit (RL), but above the Method Detection Limit (MDL) or Estimated Detection Limit (EDL) for SPME-related analyses. This represents an estimated concentration for Tentatively Identified Compounds (TICs).

ND - Not detected at the method detection limit (MDL) for the sample, or estimated detection limit (EDL) for SPME-related analyses.

Organics

GC/MS 8260
Analysis

Sample Results Summary

Form 1
Volatile Organics

Client	: Tetra Tech GEO	Lab Number	: L1421110
Project Name	: LOCKHEED-NORTH PLAINFIELD	Project Number	: 117-0507.600.02
Lab ID	: L1421110-01	Date Collected	: 09/11/14 10:05
Client ID	: MW-1S	Date Received	: 09/12/14
Sample Location	: NORTH PLAINFIELD	Date Analyzed	: 09/17/14 19:33
Sample Matrix	: WATER	Dilution Factor	: 1
Analytical Method	: 1,8260C	Analyst	: PD
Lab File ID	: 0917A23	Instrument ID	: VOA105.I
Sample Amount	: 10 ml	GC Column	: RTX-502.2
Level	: LOW	%Solids	: N/A
Extract Volume (MeOH)	: N/A	Injection Volume	: N/A

		ug/L			
CAS NO.	Parameter	Results	RL	MDL	Qualifier
75-09-2	Methylene chloride	ND	2.5	0.27	U
75-34-3	1,1-Dichloroethane	ND	0.75	0.21	U
67-66-3	Chloroform	1.4	0.75	0.16	
56-23-5	Carbon tetrachloride	ND	0.50	0.10	U
78-87-5	1,2-Dichloropropane	ND	1.0	0.11	U
124-48-1	Dibromochloromethane	ND	0.50	0.15	U
79-00-5	1,1,2-Trichloroethane	ND	0.75	0.09	U
127-18-4	Tetrachloroethene	1.4	0.50	0.09	
108-90-7	Chlorobenzene	ND	0.50	0.07	U
75-69-4	Trichlorofluoromethane	ND	2.5	0.10	U
107-06-2	1,2-Dichloroethane	ND	0.50	0.11	U
71-55-6	1,1,1-Trichloroethane	ND	0.50	0.10	U
75-27-4	Bromodichloromethane	ND	0.50	0.19	U
10061-02-6	trans-1,3-Dichloropropene	ND	0.50	0.15	U
10061-01-5	cis-1,3-Dichloropropene	ND	0.50	0.14	U
542-75-6	1,3-Dichloropropene, Total	ND	0.50	0.14	U
75-25-2	Bromoform	ND	2.0	0.25	U
79-34-5	1,1,2,2-Tetrachloroethane	ND	0.50	0.09	U
71-43-2	Benzene	0.17	0.50	0.09	J
108-88-3	Toluene	ND	0.75	0.16	U
100-41-4	Ethylbenzene	0.11	0.50	0.10	J
74-87-3	Chloromethane	ND	2.5	0.09	U
74-83-9	Bromomethane	ND	1.0	0.26	U
75-01-4	Vinyl chloride	ND	1.0	0.09	U
75-00-3	Chloroethane	ND	1.0	0.13	U
75-35-4	1,1-Dichloroethene	ND	0.50	0.09	U
156-60-5	trans-1,2-Dichloroethene	ND	0.75	0.16	U

Form 1
Volatile Organics

Client	: Tetra Tech GEO	Lab Number	: L1421110
Project Name	: LOCKHEED-NORTH PLAINFIELD	Project Number	: 117-0507.600.02
Lab ID	: L1421110-01	Date Collected	: 09/11/14 10:05
Client ID	: MW-1S	Date Received	: 09/12/14
Sample Location	: NORTH PLAINFIELD	Date Analyzed	: 09/17/14 19:33
Sample Matrix	: WATER	Dilution Factor	: 1
Analytical Method	: 1,8260C	Analyst	: PD
Lab File ID	: 0917A23	Instrument ID	: VOA105.I
Sample Amount	: 10 ml	GC Column	: RTX-502.2
Level	: LOW	%Solids	: N/A
Extract Volume (MeOH)	: N/A	Injection Volume	: N/A

		ug/L			
CAS NO.	Parameter	Results	RL	MDL	Qualifier
79-01-6	Trichloroethene	1.3	0.50	0.11	
95-50-1	1,2-Dichlorobenzene	ND	2.5	0.07	U
541-73-1	1,3-Dichlorobenzene	ND	2.5	0.07	U
106-46-7	1,4-Dichlorobenzene	ND	2.5	0.08	U
1634-04-4	Methyl tert butyl ether	ND	1.0	0.15	U
179601-23-1	p/m-Xylene	ND	1.0	0.18	U
95-47-6	o-Xylene	ND	1.0	0.17	U
1330-20-7	Xylene (Total)	ND	1.0	0.17	U
156-59-2	cis-1,2-Dichloroethene	ND	0.50	0.11	U
540-59-0	1,2-Dichloroethene (total)	ND	0.50	0.11	U
100-42-5	Styrene	ND	1.0	0.12	U
75-71-8	Dichlorodifluoromethane	ND	5.0	0.19	U
67-64-1	Acetone	9.4	5.0	1.5	
75-15-0	Carbon disulfide	ND	5.0	0.09	U
78-93-3	2-Butanone	ND	5.0	1.9	U
108-10-1	4-Methyl-2-pentanone	ND	5.0	0.26	U
591-78-6	2-Hexanone	ND	5.0	0.14	U
74-97-5	Bromochloromethane	ND	2.5	0.13	U
106-93-4	1,2-Dibromoethane	ND	2.0	0.10	U
96-12-8	1,2-Dibromo-3-chloropropane	ND	2.5	0.32	U
98-82-8	Isopropylbenzene	ND	0.50	0.11	U
87-61-6	1,2,3-Trichlorobenzene	ND	2.5	0.12	U
120-82-1	1,2,4-Trichlorobenzene	ND	2.5	0.12	U
79-20-9	Methyl Acetate	ND	2.0	0.23	U
110-82-7	Cyclohexane	ND	10	0.27	U
123-91-1	1,4-Dioxane	ND	250	41.	U
108-87-2	Methyl cyclohexane	ND	10	0.40	U

Form 1
Volatile Organics

Client	: Tetra Tech GEO	Lab Number	: L1421110
Project Name	: LOCKHEED-NORTH PLAINFIELD	Project Number	: 117-0507.600.02
Lab ID	: L1421110-01	Date Collected	: 09/11/14 10:05
Client ID	: MW-1S	Date Received	: 09/12/14
Sample Location	: NORTH PLAINFIELD	Date Analyzed	: 09/17/14 19:33
Sample Matrix	: WATER	Dilution Factor	: 1
Analytical Method	: 1,8260C	Analyst	: PD
Lab File ID	: 0917A23	Instrument ID	: VOA105.I
Sample Amount	: 10 ml	GC Column	: RTX-502.2
Level	: LOW	%Solids	: N/A
Extract Volume (MeOH)	: N/A	Injection Volume	: N/A

		ug/L			
CAS NO.	**Parameter**	**Results**	**RL**	**MDL**	**Qualifier**
76-13-1	1,1,2-Trichloro-1,2,2-Trifluoroethane	1.2	2.5	0.15	J

Tentatively Identified Compounds
Volatile Organics

Client	: Tetra Tech GEO	Lab Number	: L1421110
Project Name	: LOCKHEED-NORTH PLAINFIELD	Project Number	: 117-0507.600.02
Lab ID	: L1421110-01	Date Collected	: 09/11/14 10:05
Client ID	: MW-1S	Date Received	: 09/12/14
Sample Location	: NORTH PLAINFIELD	Date Analyzed	: 09/17/14 19:33
Sample Matrix	: WATER	Dilution Factor	: 1
Analytical Method	: 1,8260C	Analyst	: PD
Lab File ID	: 0917A23	Instrument ID	: VOA105.I
Sample Amount	: 10 ml	GC Column	: RTX-502.2
Level	: LOW	%Solids	: N/A
Extract Volume (MeOH)	: N/A	Injection Volume	: N/A

Number TICS found: 0 **Concentration Units: ug/L**

CAS Number	Compound Name	RT	EST. CONC.	Qualifier
	NO TENTATIVELY IDENTIFIED COMPOUNDS			

Form 1
Volatile Organics

Client	: Tetra Tech GEO	Lab Number	: L1421110
Project Name	: LOCKHEED-NORTH PLAINFIELD	Project Number	: 117-0507.600.02
Lab ID	: L1421110-02	Date Collected	: 09/11/14 10:10
Client ID	: MW-1I	Date Received	: 09/12/14
Sample Location	: NORTH PLAINFIELD	Date Analyzed	: 09/17/14 20:01
Sample Matrix	: WATER	Dilution Factor	: 1
Analytical Method	: 1,8260C	Analyst	: PD
Lab File ID	: 0917A24	Instrument ID	: VOA105.I
Sample Amount	: 10 ml	GC Column	: RTX-502.2
Level	: LOW	%Solids	: N/A
Extract Volume (MeOH)	: N/A	Injection Volume	: N/A

		ug/L			
CAS NO.	Parameter	Results	RL	MDL	Qualifier
75-09-2	Methylene chloride	ND	2.5	0.27	U
75-34-3	1,1-Dichloroethane	ND	0.75	0.21	U
67-66-3	Chloroform	0.38	0.75	0.16	J
56-23-5	Carbon tetrachloride	ND	0.50	0.10	U
78-87-5	1,2-Dichloropropane	ND	1.0	0.11	U
124-48-1	Dibromochloromethane	ND	0.50	0.15	U
79-00-5	1,1,2-Trichloroethane	ND	0.75	0.09	U
127-18-4	Tetrachloroethene	ND	0.50	0.09	U
108-90-7	Chlorobenzene	ND	0.50	0.07	U
75-69-4	Trichlorofluoromethane	ND	2.5	0.10	U
107-06-2	1,2-Dichloroethane	ND	0.50	0.11	U
71-55-6	1,1,1-Trichloroethane	ND	0.50	0.10	U
75-27-4	Bromodichloromethane	ND	0.50	0.19	U
10061-02-6	trans-1,3-Dichloropropene	ND	0.50	0.15	U
10061-01-5	cis-1,3-Dichloropropene	ND	0.50	0.14	U
542-75-6	1,3-Dichloropropene, Total	ND	0.50	0.14	U
75-25-2	Bromoform	ND	2.0	0.25	U
79-34-5	1,1,2,2-Tetrachloroethane	ND	0.50	0.09	U
71-43-2	Benzene	ND	0.50	0.09	U
108-88-3	Toluene	0.49	0.75	0.16	J
100-41-4	Ethylbenzene	ND	0.50	0.10	U
74-87-3	Chloromethane	ND	2.5	0.09	U
74-83-9	Bromomethane	ND	1.0	0.26	U
75-01-4	Vinyl chloride	ND	1.0	0.09	U
75-00-3	Chloroethane	ND	1.0	0.13	U
75-35-4	1,1-Dichloroethene	ND	0.50	0.09	U
156-60-5	trans-1,2-Dichloroethene	ND	0.75	0.16	U

Form 1
Volatile Organics

Client	: Tetra Tech GEO	Lab Number	: L1421110
Project Name	: LOCKHEED-NORTH PLAINFIELD	Project Number	: 117-0507.600.02
Lab ID	: L1421110-02	Date Collected	: 09/11/14 10:10
Client ID	: MW-1I	Date Received	: 09/12/14
Sample Location	: NORTH PLAINFIELD	Date Analyzed	: 09/17/14 20:01
Sample Matrix	: WATER	Dilution Factor	: 1
Analytical Method	: 1,8260C	Analyst	: PD
Lab File ID	: 0917A24	Instrument ID	: VOA105.I
Sample Amount	: 10 ml	GC Column	: RTX-502.2
Level	: LOW	%Solids	: N/A
Extract Volume (MeOH)	: N/A	Injection Volume	: N/A

		ug/L			
CAS NO.	Parameter	Results	RL	MDL	Qualifier
79-01-6	Trichloroethene	82	0.50	0.11	
95-50-1	1,2-Dichlorobenzene	ND	2.5	0.07	U
541-73-1	1,3-Dichlorobenzene	ND	2.5	0.07	U
106-46-7	1,4-Dichlorobenzene	ND	2.5	0.08	U
1634-04-4	Methyl tert butyl ether	ND	1.0	0.15	U
179601-23-1	p/m-Xylene	ND	1.0	0.18	U
95-47-6	o-Xylene	ND	1.0	0.17	U
1330-20-7	Xylene (Total)	ND	1.0	0.17	U
156-59-2	cis-1,2-Dichloroethene	0.63	0.50	0.11	
540-59-0	1,2-Dichloroethene (total)	0.63	0.50	0.11	
100-42-5	Styrene	ND	1.0	0.12	U
75-71-8	Dichlorodifluoromethane	ND	5.0	0.19	U
67-64-1	Acetone	10	5.0	1.5	
75-15-0	Carbon disulfide	ND	5.0	0.09	U
78-93-3	2-Butanone	ND	5.0	1.9	U
108-10-1	4-Methyl-2-pentanone	ND	5.0	0.26	U
591-78-6	2-Hexanone	ND	5.0	0.14	U
74-97-5	Bromochloromethane	ND	2.5	0.13	U
106-93-4	1,2-Dibromoethane	ND	2.0	0.10	U
96-12-8	1,2-Dibromo-3-chloropropane	ND	2.5	0.32	U
98-82-8	Isopropylbenzene	ND	0.50	0.11	U
87-61-6	1,2,3-Trichlorobenzene	ND	2.5	0.12	U
120-82-1	1,2,4-Trichlorobenzene	ND	2.5	0.12	U
79-20-9	Methyl Acetate	ND	2.0	0.23	U
110-82-7	Cyclohexane	ND	10	0.27	U
123-91-1	1,4-Dioxane	ND	250	41.	U
108-87-2	Methyl cyclohexane	ND	10	0.40	U

Form 1
Volatile Organics

Client	: Tetra Tech GEO	Lab Number	: L1421110
Project Name	: LOCKHEED-NORTH PLAINFIELD	Project Number	: 117-0507.600.02
Lab ID	: L1421110-02	Date Collected	: 09/11/14 10:10
Client ID	: MW-1I	Date Received	: 09/12/14
Sample Location	: NORTH PLAINFIELD	Date Analyzed	: 09/17/14 20:01
Sample Matrix	: WATER	Dilution Factor	: 1
Analytical Method	: 1,8260C	Analyst	: PD
Lab File ID	: 0917A24	Instrument ID	: VOA105.I
Sample Amount	: 10 ml	GC Column	: RTX-502.2
Level	: LOW	%Solids	: N/A
Extract Volume (MeOH)	: N/A	Injection Volume	: N/A

		ug/L			
CAS NO.	**Parameter**	**Results**	**RL**	**MDL**	**Qualifier**
76-13-1	1,1,2-Trichloro-1,2,2-Trifluoroethane	0.24	2.5	0.15	J

Tentatively Identified Compounds
Volatile Organics

Client	: Tetra Tech GEO	Lab Number	: L1421110
Project Name	: LOCKHEED-NORTH PLAINFIELD	Project Number	: 117-0507.600.02
Lab ID	: L1421110-02	Date Collected	: 09/11/14 10:10
Client ID	: MW-1I	Date Received	: 09/12/14
Sample Location	: NORTH PLAINFIELD	Date Analyzed	: 09/17/14 20:01
Sample Matrix	: WATER	Dilution Factor	: 1
Analytical Method	: 1,8260C	Analyst	: PD
Lab File ID	: 0917A24	Instrument ID	: VOA105.I
Sample Amount	: 10 ml	GC Column	: RTX-502.2
Level	: LOW	%Solids	: N/A
Extract Volume (MeOH)	: N/A	Injection Volume	: N/A

Number TICS found: 2 **Concentration Units: ug/L**

CAS Number	Compound Name	RT	EST. CONC.	Qualifier
	Unknown	2.10	1.7	J
	Total TIC Compounds		1.7J	J

Form 1
Volatile Organics

Client	: Tetra Tech GEO	Lab Number	: L1421110
Project Name	: LOCKHEED-NORTH PLAINFIELD	Project Number	: 117-0507.600.02
Lab ID	: L1421110-03	Date Collected	: 09/11/14 13:50
Client ID	: MW-2D	Date Received	: 09/12/14
Sample Location	: NORTH PLAINFIELD	Date Analyzed	: 09/17/14 20:29
Sample Matrix	: WATER	Dilution Factor	: 1
Analytical Method	: 1,8260C	Analyst	: PD
Lab File ID	: 0917A25	Instrument ID	: VOA105.I
Sample Amount	: 10 ml	GC Column	: RTX-502.2
Level	: LOW	%Solids	: N/A
Extract Volume (MeOH)	: N/A	Injection Volume	: N/A

		ug/L			
CAS NO.	Parameter	Results	RL	MDL	Qualifier
75-09-2	Methylene chloride	ND	2.5	0.27	U
75-34-3	1,1-Dichloroethane	ND	0.75	0.21	U
67-66-3	Chloroform	0.23	0.75	0.16	J
56-23-5	Carbon tetrachloride	ND	0.50	0.10	U
78-87-5	1,2-Dichloropropane	ND	1.0	0.11	U
124-48-1	Dibromochloromethane	ND	0.50	0.15	U
79-00-5	1,1,2-Trichloroethane	ND	0.75	0.09	U
127-18-4	Tetrachloroethene	ND	0.50	0.09	U
108-90-7	Chlorobenzene	ND	0.50	0.07	U
75-69-4	Trichlorofluoromethane	ND	2.5	0.10	U
107-06-2	1,2-Dichloroethane	ND	0.50	0.11	U
71-55-6	1,1,1-Trichloroethane	ND	0.50	0.10	U
75-27-4	Bromodichloromethane	ND	0.50	0.19	U
10061-02-6	trans-1,3-Dichloropropene	ND	0.50	0.15	U
10061-01-5	cis-1,3-Dichloropropene	ND	0.50	0.14	U
542-75-6	1,3-Dichloropropene, Total	ND	0.50	0.14	U
75-25-2	Bromoform	ND	2.0	0.25	U
79-34-5	1,1,2,2-Tetrachloroethane	ND	0.50	0.09	U
71-43-2	Benzene	ND	0.50	0.09	U
108-88-3	Toluene	ND	0.75	0.16	U
100-41-4	Ethylbenzene	ND	0.50	0.10	U
74-87-3	Chloromethane	ND	2.5	0.09	U
74-83-9	Bromomethane	ND	1.0	0.26	U
75-01-4	Vinyl chloride	ND	1.0	0.09	U
75-00-3	Chloroethane	ND	1.0	0.13	U
75-35-4	1,1-Dichloroethene	ND	0.50	0.09	U
156-60-5	trans-1,2-Dichloroethene	ND	0.75	0.16	U

Form 1
Volatile Organics

Client	: Tetra Tech GEO	Lab Number	: L1421110
Project Name	: LOCKHEED-NORTH PLAINFIELD	Project Number	: 117-0507.600.02
Lab ID	: L1421110-03	Date Collected	: 09/11/14 13:50
Client ID	: MW-2D	Date Received	: 09/12/14
Sample Location	: NORTH PLAINFIELD	Date Analyzed	: 09/17/14 20:29
Sample Matrix	: WATER	Dilution Factor	: 1
Analytical Method	: 1,8260C	Analyst	: PD
Lab File ID	: 0917A25	Instrument ID	: VOA105.I
Sample Amount	: 10 ml	GC Column	: RTX-502.2
Level	: LOW	%Solids	: N/A
Extract Volume (MeOH)	: N/A	Injection Volume	: N/A

		ug/L			
CAS NO.	Parameter	Results	RL	MDL	Qualifier
79-01-6	Trichloroethene	0.66	0.50	0.11	
95-50-1	1,2-Dichlorobenzene	ND	2.5	0.07	U
541-73-1	1,3-Dichlorobenzene	ND	2.5	0.07	U
106-46-7	1,4-Dichlorobenzene	ND	2.5	0.08	U
1634-04-4	Methyl tert butyl ether	ND	1.0	0.15	U
179601-23-1	p/m-Xylene	ND	1.0	0.18	U
95-47-6	o-Xylene	ND	1.0	0.17	U
1330-20-7	Xylene (Total)	ND	1.0	0.17	U
156-59-2	cis-1,2-Dichloroethene	ND	0.50	0.11	U
540-59-0	1,2-Dichloroethene (total)	ND	0.50	0.11	U
100-42-5	Styrene	ND	1.0	0.12	U
75-71-8	Dichlorodifluoromethane	ND	5.0	0.19	U
67-64-1	Acetone	11	5.0	1.5	
75-15-0	Carbon disulfide	ND	5.0	0.09	U
78-93-3	2-Butanone	ND	5.0	1.9	U
108-10-1	4-Methyl-2-pentanone	ND	5.0	0.26	U
591-78-6	2-Hexanone	ND	5.0	0.14	U
74-97-5	Bromochloromethane	ND	2.5	0.13	U
106-93-4	1,2-Dibromoethane	ND	2.0	0.10	U
96-12-8	1,2-Dibromo-3-chloropropane	ND	2.5	0.32	U
98-82-8	Isopropylbenzene	ND	0.50	0.11	U
87-61-6	1,2,3-Trichlorobenzene	ND	2.5	0.12	U
120-82-1	1,2,4-Trichlorobenzene	ND	2.5	0.12	U
79-20-9	Methyl Acetate	ND	2.0	0.23	U
110-82-7	Cyclohexane	ND	10	0.27	U
123-91-1	1,4-Dioxane	ND	250	41.	U
108-87-2	Methyl cyclohexane	ND	10	0.40	U

Form 1
Volatile Organics

Client	: Tetra Tech GEO	Lab Number	: L1421110
Project Name	: LOCKHEED-NORTH PLAINFIELD	Project Number	: 117-0507.600.02
Lab ID	: L1421110-03	Date Collected	: 09/11/14 13:50
Client ID	: MW-2D	Date Received	: 09/12/14
Sample Location	: NORTH PLAINFIELD	Date Analyzed	: 09/17/14 20:29
Sample Matrix	: WATER	Dilution Factor	: 1
Analytical Method	: 1,8260C	Analyst	: PD
Lab File ID	: 0917A25	Instrument ID	: VOA105.I
Sample Amount	: 10 ml	GC Column	: RTX-502.2
Level	: LOW	%Solids	: N/A
Extract Volume (MeOH)	: N/A	Injection Volume	: N/A

		ug/L			
CAS NO.	**Parameter**	**Results**	**RL**	**MDL**	**Qualifier**
76-13-1	1,1,2-Trichloro-1,2,2-Trifluoroethane	ND	2.5	0.15	U

Tentatively Identified Compounds
Volatile Organics

Client	: Tetra Tech GEO	Lab Number	: L1421110
Project Name	: LOCKHEED-NORTH PLAINFIELD	Project Number	: 117-0507.600.02
Lab ID	: L1421110-03	Date Collected	: 09/11/14 13:50
Client ID	: MW-2D	Date Received	: 09/12/14
Sample Location	: NORTH PLAINFIELD	Date Analyzed	: 09/17/14 20:29
Sample Matrix	: WATER	Dilution Factor	: 1
Analytical Method	: 1,8260C	Analyst	: PD
Lab File ID	: 0917A25	Instrument ID	: VOA105.I
Sample Amount	: 10 ml	GC Column	: RTX-502.2
Level	: LOW	%Solids	: N/A
Extract Volume (MeOH)	: N/A	Injection Volume	: N/A

Number TICS found: 0 **Concentration Units: ug/L**

CAS Number	Compound Name	RT	EST. CONC.	Qualifier
	NO TENTATIVELY IDENTIFIED COMPOUNDS			

Form 1
Volatile Organics

Client	: Tetra Tech GEO	Lab Number	: L1421110
Project Name	: LOCKHEED-NORTH PLAINFIELD	Project Number	: 117-0507.600.02
Lab ID	: L1421110-04	Date Collected	: 09/11/14 13:55
Client ID	: MW-2I	Date Received	: 09/12/14
Sample Location	: NORTH PLAINFIELD	Date Analyzed	: 09/18/14 15:18
Sample Matrix	: WATER	Dilution Factor	: 1
Analytical Method	: 1,8260C	Analyst	: PD
Lab File ID	: 0918A15	Instrument ID	: VOA105.I
Sample Amount	: 10 ml	GC Column	: RTX-502.2
Level	: LOW	%Solids	: N/A
Extract Volume (MeOH)	: N/A	Injection Volume	: N/A

		ug/L			
CAS NO.	Parameter	Results	RL	MDL	Qualifier
75-09-2	Methylene chloride	ND	2.5	0.27	U
75-34-3	1,1-Dichloroethane	ND	0.75	0.21	U
67-66-3	Chloroform	1.1	0.75	0.16	
56-23-5	Carbon tetrachloride	ND	0.50	0.10	U
78-87-5	1,2-Dichloropropane	ND	1.0	0.11	U
124-48-1	Dibromochloromethane	ND	0.50	0.15	U
79-00-5	1,1,2-Trichloroethane	ND	0.75	0.09	U
127-18-4	Tetrachloroethene	0.17	0.50	0.09	J
108-90-7	Chlorobenzene	ND	0.50	0.07	U
75-69-4	Trichlorofluoromethane	0.40	2.5	0.10	J
107-06-2	1,2-Dichloroethane	ND	0.50	0.11	U
71-55-6	1,1,1-Trichloroethane	ND	0.50	0.10	U
75-27-4	Bromodichloromethane	ND	0.50	0.19	U
10061-02-6	trans-1,3-Dichloropropene	ND	0.50	0.15	U
10061-01-5	cis-1,3-Dichloropropene	ND	0.50	0.14	U
542-75-6	1,3-Dichloropropene, Total	ND	0.50	0.14	U
75-25-2	Bromoform	ND	2.0	0.25	U
79-34-5	1,1,2,2-Tetrachloroethane	ND	0.50	0.09	U
71-43-2	Benzene	ND	0.50	0.09	U
108-88-3	Toluene	ND	0.75	0.16	U
100-41-4	Ethylbenzene	ND	0.50	0.10	U
74-87-3	Chloromethane	ND	2.5	0.09	U
74-83-9	Bromomethane	ND	1.0	0.26	U
75-01-4	Vinyl chloride	ND	1.0	0.09	U
75-00-3	Chloroethane	ND	1.0	0.13	U
75-35-4	1,1-Dichloroethene	ND	0.50	0.09	U
156-60-5	trans-1,2-Dichloroethene	ND	0.75	0.16	U

Form 1
Volatile Organics

Client	: Tetra Tech GEO	Lab Number	: L1421110
Project Name	: LOCKHEED-NORTH PLAINFIELD	Project Number	: 117-0507.600.02
Lab ID	: L1421110-04	Date Collected	: 09/11/14 13:55
Client ID	: MW-2I	Date Received	: 09/12/14
Sample Location	: NORTH PLAINFIELD	Date Analyzed	: 09/18/14 15:18
Sample Matrix	: WATER	Dilution Factor	: 1
Analytical Method	: 1,8260C	Analyst	: PD
Lab File ID	: 0918A15	Instrument ID	: VOA105.I
Sample Amount	: 10 ml	GC Column	: RTX-502.2
Level	: LOW	%Solids	: N/A
Extract Volume (MeOH)	: N/A	Injection Volume	: N/A

		ug/L			
CAS NO.	Parameter	Results	RL	MDL	Qualifier
79-01-6	Trichloroethene	0.13	0.50	0.11	J
95-50-1	1,2-Dichlorobenzene	ND	2.5	0.07	U
541-73-1	1,3-Dichlorobenzene	ND	2.5	0.07	U
106-46-7	1,4-Dichlorobenzene	ND	2.5	0.08	U
1634-04-4	Methyl tert butyl ether	ND	1.0	0.15	U
179601-23-1	p/m-Xylene	ND	1.0	0.18	U
95-47-6	o-Xylene	ND	1.0	0.17	U
1330-20-7	Xylene (Total)	ND	1.0	0.17	U
156-59-2	cis-1,2-Dichloroethene	ND	0.50	0.11	U
540-59-0	1,2-Dichloroethene (total)	ND	0.50	0.11	U
100-42-5	Styrene	ND	1.0	0.12	U
75-71-8	Dichlorodifluoromethane	ND	5.0	0.19	U
67-64-1	Acetone	9.6	5.0	1.5	
75-15-0	Carbon disulfide	ND	5.0	0.09	U
78-93-3	2-Butanone	ND	5.0	1.9	U
108-10-1	4-Methyl-2-pentanone	ND	5.0	0.26	U
591-78-6	2-Hexanone	ND	5.0	0.14	U
74-97-5	Bromochloromethane	ND	2.5	0.13	U
106-93-4	1,2-Dibromoethane	ND	2.0	0.10	U
96-12-8	1,2-Dibromo-3-chloropropane	ND	2.5	0.32	U
98-82-8	Isopropylbenzene	ND	0.50	0.11	U
87-61-6	1,2,3-Trichlorobenzene	ND	2.5	0.12	U
120-82-1	1,2,4-Trichlorobenzene	ND	2.5	0.12	U
79-20-9	Methyl Acetate	ND	2.0	0.23	U
110-82-7	Cyclohexane	ND	10	0.27	U
123-91-1	1,4-Dioxane	ND	250	41.	U
108-87-2	Methyl cyclohexane	ND	10	0.40	U

Form 1
Volatile Organics

Client	: Tetra Tech GEO	Lab Number	: L1421110
Project Name	: LOCKHEED-NORTH PLAINFIELD	Project Number	: 117-0507.600.02
Lab ID	: L1421110-04	Date Collected	: 09/11/14 13:55
Client ID	: MW-2I	Date Received	: 09/12/14
Sample Location	: NORTH PLAINFIELD	Date Analyzed	: 09/18/14 15:18
Sample Matrix	: WATER	Dilution Factor	: 1
Analytical Method	: 1,8260C	Analyst	: PD
Lab File ID	: 0918A15	Instrument ID	: VOA105.I
Sample Amount	: 10 ml	GC Column	: RTX-502.2
Level	: LOW	%Solids	: N/A
Extract Volume (MeOH)	: N/A	Injection Volume	: N/A

		ug/L			
CAS NO.	**Parameter**	**Results**	**RL**	**MDL**	**Qualifier**
76-13-1	1,1,2-Trichloro-1,2,2-Trifluoroethane	ND	2.5	0.15	U

Tentatively Identified Compounds
Volatile Organics

Client	: Tetra Tech GEO	Lab Number	: L1421110
Project Name	: LOCKHEED-NORTH PLAINFIELD	Project Number	: 117-0507.600.02
Lab ID	: L1421110-04	Date Collected	: 09/11/14 13:55
Client ID	: MW-2I	Date Received	: 09/12/14
Sample Location	: NORTH PLAINFIELD	Date Analyzed	: 09/18/14 15:18
Sample Matrix	: WATER	Dilution Factor	: 1
Analytical Method	: 1,8260C	Analyst	: PD
Lab File ID	: 0918A15	Instrument ID	: VOA105.I
Sample Amount	: 10 ml	GC Column	: RTX-502.2
Level	: LOW	%Solids	: N/A
Extract Volume (MeOH)	: N/A	Injection Volume	: N/A

Number TICS found: 0 **Concentration Units: ug/L**

CAS Number	Compound Name	RT	EST. CONC.	Qualifier
	NO TENTATIVELY IDENTIFIED COMPOUNDS			

Form 1
Volatile Organics

Client	: Tetra Tech GEO	Lab Number	: L1421110
Project Name	: LOCKHEED-NORTH PLAINFIELD	Project Number	: 117-0507.600.02
Lab ID	: L1421110-05	Date Collected	: 09/11/14 10:50
Client ID	: MW-3D	Date Received	: 09/12/14
Sample Location	: NORTH PLAINFIELD	Date Analyzed	: 09/18/14 15:46
Sample Matrix	: WATER	Dilution Factor	: 1
Analytical Method	: 1,8260C	Analyst	: PD
Lab File ID	: 0918A16	Instrument ID	: VOA105.I
Sample Amount	: 10 ml	GC Column	: RTX-502.2
Level	: LOW	%Solids	: N/A
Extract Volume (MeOH)	: N/A	Injection Volume	: N/A

		ug/L			
CAS NO.	Parameter	Results	RL	MDL	Qualifier
75-09-2	Methylene chloride	ND	2.5	0.27	U
75-34-3	1,1-Dichloroethane	ND	0.75	0.21	U
67-66-3	Chloroform	0.21	0.75	0.16	J
56-23-5	Carbon tetrachloride	ND	0.50	0.10	U
78-87-5	1,2-Dichloropropane	ND	1.0	0.11	U
124-48-1	Dibromochloromethane	ND	0.50	0.15	U
79-00-5	1,1,2-Trichloroethane	ND	0.75	0.09	U
127-18-4	Tetrachloroethene	ND	0.50	0.09	U
108-90-7	Chlorobenzene	ND	0.50	0.07	U
75-69-4	Trichlorofluoromethane	ND	2.5	0.10	U
107-06-2	1,2-Dichloroethane	ND	0.50	0.11	U
71-55-6	1,1,1-Trichloroethane	ND	0.50	0.10	U
75-27-4	Bromodichloromethane	ND	0.50	0.19	U
10061-02-6	trans-1,3-Dichloropropene	ND	0.50	0.15	U
10061-01-5	cis-1,3-Dichloropropene	ND	0.50	0.14	U
542-75-6	1,3-Dichloropropene, Total	ND	0.50	0.14	U
75-25-2	Bromoform	ND	2.0	0.25	U
79-34-5	1,1,2,2-Tetrachloroethane	ND	0.50	0.09	U
71-43-2	Benzene	ND	0.50	0.09	U
108-88-3	Toluene	ND	0.75	0.16	U
100-41-4	Ethylbenzene	ND	0.50	0.10	U
74-87-3	Chloromethane	ND	2.5	0.09	U
74-83-9	Bromomethane	ND	1.0	0.26	U
75-01-4	Vinyl chloride	ND	1.0	0.09	U
75-00-3	Chloroethane	ND	1.0	0.13	U
75-35-4	1,1-Dichloroethene	ND	0.50	0.09	U
156-60-5	trans-1,2-Dichloroethene	ND	0.75	0.16	U

Form 1
Volatile Organics

Client	: Tetra Tech GEO	Lab Number	: L1421110
Project Name	: LOCKHEED-NORTH PLAINFIELD	Project Number	: 117-0507.600.02
Lab ID	: L1421110-05	Date Collected	: 09/11/14 10:50
Client ID	: MW-3D	Date Received	: 09/12/14
Sample Location	: NORTH PLAINFIELD	Date Analyzed	: 09/18/14 15:46
Sample Matrix	: WATER	Dilution Factor	: 1
Analytical Method	: 1,8260C	Analyst	: PD
Lab File ID	: 0918A16	Instrument ID	: VOA105.I
Sample Amount	: 10 ml	GC Column	: RTX-502.2
Level	: LOW	%Solids	: N/A
Extract Volume (MeOH)	: N/A	Injection Volume	: N/A

		ug/L			
CAS NO.	Parameter	Results	RL	MDL	Qualifier
79-01-6	Trichloroethene	ND	0.50	0.11	U
95-50-1	1,2-Dichlorobenzene	ND	2.5	0.07	U
541-73-1	1,3-Dichlorobenzene	ND	2.5	0.07	U
106-46-7	1,4-Dichlorobenzene	ND	2.5	0.08	U
1634-04-4	Methyl tert butyl ether	ND	1.0	0.15	U
179601-23-1	p/m-Xylene	ND	1.0	0.18	U
95-47-6	o-Xylene	ND	1.0	0.17	U
1330-20-7	Xylene (Total)	ND	1.0	0.17	U
156-59-2	cis-1,2-Dichloroethene	ND	0.50	0.11	U
540-59-0	1,2-Dichloroethene (total)	ND	0.50	0.11	U
100-42-5	Styrene	ND	1.0	0.12	U
75-71-8	Dichlorodifluoromethane	ND	5.0	0.19	U
67-64-1	Acetone	11	5.0	1.5	
75-15-0	Carbon disulfide	ND	5.0	0.09	U
78-93-3	2-Butanone	ND	5.0	1.9	U
108-10-1	4-Methyl-2-pentanone	ND	5.0	0.26	U
591-78-6	2-Hexanone	ND	5.0	0.14	U
74-97-5	Bromochloromethane	ND	2.5	0.13	U
106-93-4	1,2-Dibromoethane	ND	2.0	0.10	U
96-12-8	1,2-Dibromo-3-chloropropane	ND	2.5	0.32	U
98-82-8	Isopropylbenzene	ND	0.50	0.11	U
87-61-6	1,2,3-Trichlorobenzene	ND	2.5	0.12	U
120-82-1	1,2,4-Trichlorobenzene	ND	2.5	0.12	U
79-20-9	Methyl Acetate	ND	2.0	0.23	U
110-82-7	Cyclohexane	ND	10	0.27	U
123-91-1	1,4-Dioxane	ND	250	41.	U
108-87-2	Methyl cyclohexane	ND	10	0.40	U

Form 1
Volatile Organics

Client	: Tetra Tech GEO	Lab Number	: L1421110
Project Name	: LOCKHEED-NORTH PLAINFIELD	Project Number	: 117-0507.600.02
Lab ID	: L1421110-05	Date Collected	: 09/11/14 10:50
Client ID	: MW-3D	Date Received	: 09/12/14
Sample Location	: NORTH PLAINFIELD	Date Analyzed	: 09/18/14 15:46
Sample Matrix	: WATER	Dilution Factor	: 1
Analytical Method	: 1,8260C	Analyst	: PD
Lab File ID	: 0918A16	Instrument ID	: VOA105.I
Sample Amount	: 10 ml	GC Column	: RTX-502.2
Level	: LOW	%Solids	: N/A
Extract Volume (MeOH)	: N/A	Injection Volume	: N/A

		ug/L			
CAS NO.	**Parameter**	**Results**	**RL**	**MDL**	**Qualifier**
76-13-1	1,1,2-Trichloro-1,2,2-Trifluoroethane	ND	2.5	0.15	U

Tentatively Identified Compounds
Volatile Organics

Client	: Tetra Tech GEO	Lab Number	: L1421110
Project Name	: LOCKHEED-NORTH PLAINFIELD	Project Number	: 117-0507.600.02
Lab ID	: L1421110-05	Date Collected	: 09/11/14 10:50
Client ID	: MW-3D	Date Received	: 09/12/14
Sample Location	: NORTH PLAINFIELD	Date Analyzed	: 09/18/14 15:46
Sample Matrix	: WATER	Dilution Factor	: 1
Analytical Method	: 1,8260C	Analyst	: PD
Lab File ID	: 0918A16	Instrument ID	: VOA105.I
Sample Amount	: 10 ml	GC Column	: RTX-502.2
Level	: LOW	%Solids	: N/A
Extract Volume (MeOH)	: N/A	Injection Volume	: N/A

Number TICS found: 0 **Concentration Units: ug/L**

CAS Number	Compound Name	RT	EST. CONC.	Qualifier
	NO TENTATIVELY IDENTIFIED COMPOUNDS			

Form 1
Volatile Organics

Client	: Tetra Tech GEO	Lab Number	: L1421110
Project Name	: LOCKHEED-NORTH PLAINFIELD	Project Number	: 117-0507.600.02
Lab ID	: L1421110-06	Date Collected	: 09/11/14 08:35
Client ID	: MW-501S	Date Received	: 09/12/14
Sample Location	: NORTH PLAINFIELD	Date Analyzed	: 09/18/14 16:14
Sample Matrix	: WATER	Dilution Factor	: 1
Analytical Method	: 1,8260C	Analyst	: PD
Lab File ID	: 0918A17	Instrument ID	: VOA105.I
Sample Amount	: 10 ml	GC Column	: RTX-502.2
Level	: LOW	%Solids	: N/A
Extract Volume (MeOH)	: N/A	Injection Volume	: N/A

		ug/L			
CAS NO.	Parameter	Results	RL	MDL	Qualifier
75-09-2	Methylene chloride	ND	2.5	0.27	U
75-34-3	1,1-Dichloroethane	ND	0.75	0.21	U
67-66-3	Chloroform	ND	0.75	0.16	U
56-23-5	Carbon tetrachloride	ND	0.50	0.10	U
78-87-5	1,2-Dichloropropane	ND	1.0	0.11	U
124-48-1	Dibromochloromethane	ND	0.50	0.15	U
79-00-5	1,1,2-Trichloroethane	ND	0.75	0.09	U
127-18-4	Tetrachloroethene	ND	0.50	0.09	U
108-90-7	Chlorobenzene	ND	0.50	0.07	U
75-69-4	Trichlorofluoromethane	ND	2.5	0.10	U
107-06-2	1,2-Dichloroethane	ND	0.50	0.11	U
71-55-6	1,1,1-Trichloroethane	ND	0.50	0.10	U
75-27-4	Bromodichloromethane	ND	0.50	0.19	U
10061-02-6	trans-1,3-Dichloropropene	ND	0.50	0.15	U
10061-01-5	cis-1,3-Dichloropropene	ND	0.50	0.14	U
542-75-6	1,3-Dichloropropene, Total	ND	0.50	0.14	U
75-25-2	Bromoform	ND	2.0	0.25	U
79-34-5	1,1,2,2-Tetrachloroethane	ND	0.50	0.09	U
71-43-2	Benzene	ND	0.50	0.09	U
108-88-3	Toluene	ND	0.75	0.16	U
100-41-4	Ethylbenzene	ND	0.50	0.10	U
74-87-3	Chloromethane	ND	2.5	0.09	U
74-83-9	Bromomethane	ND	1.0	0.26	U
75-01-4	Vinyl chloride	ND	1.0	0.09	U
75-00-3	Chloroethane	ND	1.0	0.13	U
75-35-4	1,1-Dichloroethene	ND	0.50	0.09	U
156-60-5	trans-1,2-Dichloroethene	ND	0.75	0.16	U

Form 1
Volatile Organics

Client	: Tetra Tech GEO	Lab Number	: L1421110
Project Name	: LOCKHEED-NORTH PLAINFIELD	Project Number	: 117-0507.600.02
Lab ID	: L1421110-06	Date Collected	: 09/11/14 08:35
Client ID	: MW-501S	Date Received	: 09/12/14
Sample Location	: NORTH PLAINFIELD	Date Analyzed	: 09/18/14 16:14
Sample Matrix	: WATER	Dilution Factor	: 1
Analytical Method	: 1,8260C	Analyst	: PD
Lab File ID	: 0918A17	Instrument ID	: VOA105.I
Sample Amount	: 10 ml	GC Column	: RTX-502.2
Level	: LOW	%Solids	: N/A
Extract Volume (MeOH)	: N/A	Injection Volume	: N/A

		ug/L			
CAS NO.	Parameter	Results	RL	MDL	Qualifier
79-01-6	Trichloroethene	ND	0.50	0.11	U
95-50-1	1,2-Dichlorobenzene	ND	2.5	0.07	U
541-73-1	1,3-Dichlorobenzene	ND	2.5	0.07	U
106-46-7	1,4-Dichlorobenzene	ND	2.5	0.08	U
1634-04-4	Methyl tert butyl ether	ND	1.0	0.15	U
179601-23-1	p/m-Xylene	ND	1.0	0.18	U
95-47-6	o-Xylene	ND	1.0	0.17	U
1330-20-7	Xylene (Total)	ND	1.0	0.17	U
156-59-2	cis-1,2-Dichloroethene	0.18	0.50	0.11	J
540-59-0	1,2-Dichloroethene (total)	0.18	0.50	0.11	J
100-42-5	Styrene	ND	1.0	0.12	U
75-71-8	Dichlorodifluoromethane	ND	5.0	0.19	U
67-64-1	Acetone	10	5.0	1.5	
75-15-0	Carbon disulfide	ND	5.0	0.09	U
78-93-3	2-Butanone	ND	5.0	1.9	U
108-10-1	4-Methyl-2-pentanone	ND	5.0	0.26	U
591-78-6	2-Hexanone	ND	5.0	0.14	U
74-97-5	Bromochloromethane	ND	2.5	0.13	U
106-93-4	1,2-Dibromoethane	ND	2.0	0.10	U
96-12-8	1,2-Dibromo-3-chloropropane	ND	2.5	0.32	U
98-82-8	Isopropylbenzene	ND	0.50	0.11	U
87-61-6	1,2,3-Trichlorobenzene	ND	2.5	0.12	U
120-82-1	1,2,4-Trichlorobenzene	ND	2.5	0.12	U
79-20-9	Methyl Acetate	ND	2.0	0.23	U
110-82-7	Cyclohexane	ND	10	0.27	U
123-91-1	1,4-Dioxane	ND	250	41.	U
108-87-2	Methyl cyclohexane	ND	10	0.40	U

Form 1
Volatile Organics

Client	: Tetra Tech GEO	Lab Number	: L1421110
Project Name	: LOCKHEED-NORTH PLAINFIELD	Project Number	: 117-0507.600.02
Lab ID	: L1421110-06	Date Collected	: 09/11/14 08:35
Client ID	: MW-501S	Date Received	: 09/12/14
Sample Location	: NORTH PLAINFIELD	Date Analyzed	: 09/18/14 16:14
Sample Matrix	: WATER	Dilution Factor	: 1
Analytical Method	: 1,8260C	Analyst	: PD
Lab File ID	: 0918A17	Instrument ID	: VOA105.I
Sample Amount	: 10 ml	GC Column	: RTX-502.2
Level	: LOW	%Solids	: N/A
Extract Volume (MeOH)	: N/A	Injection Volume	: N/A

		ug/L			
CAS NO.	**Parameter**	**Results**	**RL**	**MDL**	**Qualifier**
76-13-1	1,1,2-Trichloro-1,2,2-Trifluoroethane	ND	2.5	0.15	U

Tentatively Identified Compounds
Volatile Organics

Client	: Tetra Tech GEO	Lab Number	: L1421110
Project Name	: LOCKHEED-NORTH PLAINFIELD	Project Number	: 117-0507.600.02
Lab ID	: L1421110-06	Date Collected	: 09/11/14 08:35
Client ID	: MW-501S	Date Received	: 09/12/14
Sample Location	: NORTH PLAINFIELD	Date Analyzed	: 09/18/14 16:14
Sample Matrix	: WATER	Dilution Factor	: 1
Analytical Method	: 1,8260C	Analyst	: PD
Lab File ID	: 0918A17	Instrument ID	: VOA105.I
Sample Amount	: 10 ml	GC Column	: RTX-502.2
Level	: LOW	%Solids	: N/A
Extract Volume (MeOH)	: N/A	Injection Volume	: N/A

Number TICS found: 0 **Concentration Units: ug/L**

CAS Number	Compound Name	RT	EST. CONC.	Qualifier
	NO TENTATIVELY IDENTIFIED COMPOUNDS			

Form 1
Volatile Organics

Client	: Tetra Tech GEO	Lab Number	: L1421110
Project Name	: LOCKHEED-NORTH PLAINFIELD	Project Number	: 117-0507.600.02
Lab ID	: L1421110-07	Date Collected	: 09/11/14 08:40
Client ID	: MW-501I	Date Received	: 09/12/14
Sample Location	: NORTH PLAINFIELD	Date Analyzed	: 09/18/14 16:42
Sample Matrix	: WATER	Dilution Factor	: 1
Analytical Method	: 1,8260C	Analyst	: PD
Lab File ID	: 0918A18	Instrument ID	: VOA105.I
Sample Amount	: 10 ml	GC Column	: RTX-502.2
Level	: LOW	%Solids	: N/A
Extract Volume (MeOH)	: N/A	Injection Volume	: N/A

		ug/L			
CAS NO.	Parameter	Results	RL	MDL	Qualifier
75-09-2	Methylene chloride	ND	2.5	0.27	U
75-34-3	1,1-Dichloroethane	ND	0.75	0.21	U
67-66-3	Chloroform	ND	0.75	0.16	U
56-23-5	Carbon tetrachloride	ND	0.50	0.10	U
78-87-5	1,2-Dichloropropane	ND	1.0	0.11	U
124-48-1	Dibromochloromethane	ND	0.50	0.15	U
79-00-5	1,1,2-Trichloroethane	ND	0.75	0.09	U
127-18-4	Tetrachloroethene	ND	0.50	0.09	U
108-90-7	Chlorobenzene	ND	0.50	0.07	U
75-69-4	Trichlorofluoromethane	ND	2.5	0.10	U
107-06-2	1,2-Dichloroethane	ND	0.50	0.11	U
71-55-6	1,1,1-Trichloroethane	ND	0.50	0.10	U
75-27-4	Bromodichloromethane	ND	0.50	0.19	U
10061-02-6	trans-1,3-Dichloropropene	ND	0.50	0.15	U
10061-01-5	cis-1,3-Dichloropropene	ND	0.50	0.14	U
542-75-6	1,3-Dichloropropene, Total	ND	0.50	0.14	U
75-25-2	Bromoform	ND	2.0	0.25	U
79-34-5	1,1,2,2-Tetrachloroethane	ND	0.50	0.09	U
71-43-2	Benzene	ND	0.50	0.09	U
108-88-3	Toluene	ND	0.75	0.16	U
100-41-4	Ethylbenzene	ND	0.50	0.10	U
74-87-3	Chloromethane	ND	2.5	0.09	U
74-83-9	Bromomethane	ND	1.0	0.26	U
75-01-4	Vinyl chloride	ND	1.0	0.09	U
75-00-3	Chloroethane	ND	1.0	0.13	U
75-35-4	1,1-Dichloroethene	ND	0.50	0.09	U
156-60-5	trans-1,2-Dichloroethene	ND	0.75	0.16	U

Form 1
Volatile Organics

Client	: Tetra Tech GEO	Lab Number	: L1421110
Project Name	: LOCKHEED-NORTH PLAINFIELD	Project Number	: 117-0507.600.02
Lab ID	: L1421110-07	Date Collected	: 09/11/14 08:40
Client ID	: MW-501I	Date Received	: 09/12/14
Sample Location	: NORTH PLAINFIELD	Date Analyzed	: 09/18/14 16:42
Sample Matrix	: WATER	Dilution Factor	: 1
Analytical Method	: 1,8260C	Analyst	: PD
Lab File ID	: 0918A18	Instrument ID	: VOA105.I
Sample Amount	: 10 ml	GC Column	: RTX-502.2
Level	: LOW	%Solids	: N/A
Extract Volume (MeOH)	: N/A	Injection Volume	: N/A

		ug/L			
CAS NO.	**Parameter**	**Results**	**RL**	**MDL**	**Qualifier**
79-01-6	Trichloroethene	0.73	0.50	0.11	
95-50-1	1,2-Dichlorobenzene	ND	2.5	0.07	U
541-73-1	1,3-Dichlorobenzene	ND	2.5	0.07	U
106-46-7	1,4-Dichlorobenzene	ND	2.5	0.08	U
1634-04-4	Methyl tert butyl ether	ND	1.0	0.15	U
179601-23-1	p/m-Xylene	ND	1.0	0.18	U
95-47-6	o-Xylene	ND	1.0	0.17	U
1330-20-7	Xylene (Total)	ND	1.0	0.17	U
156-59-2	cis-1,2-Dichloroethene	ND	0.50	0.11	U
540-59-0	1,2-Dichloroethene (total)	ND	0.50	0.11	U
100-42-5	Styrene	ND	1.0	0.12	U
75-71-8	Dichlorodifluoromethane	ND	5.0	0.19	U
67-64-1	Acetone	10	5.0	1.5	
75-15-0	Carbon disulfide	ND	5.0	0.09	U
78-93-3	2-Butanone	ND	5.0	1.9	U
108-10-1	4-Methyl-2-pentanone	ND	5.0	0.26	U
591-78-6	2-Hexanone	ND	5.0	0.14	U
74-97-5	Bromochloromethane	ND	2.5	0.13	U
106-93-4	1,2-Dibromoethane	ND	2.0	0.10	U
96-12-8	1,2-Dibromo-3-chloropropane	ND	2.5	0.32	U
98-82-8	Isopropylbenzene	ND	0.50	0.11	U
87-61-6	1,2,3-Trichlorobenzene	ND	2.5	0.12	U
120-82-1	1,2,4-Trichlorobenzene	ND	2.5	0.12	U
79-20-9	Methyl Acetate	ND	2.0	0.23	U
110-82-7	Cyclohexane	ND	10	0.27	U
123-91-1	1,4-Dioxane	ND	250	41.	U
108-87-2	Methyl cyclohexane	ND	10	0.40	U

Form 1
Volatile Organics

Client	: Tetra Tech GEO	Lab Number	: L1421110
Project Name	: LOCKHEED-NORTH PLAINFIELD	Project Number	: 117-0507.600.02
Lab ID	: L1421110-07	Date Collected	: 09/11/14 08:40
Client ID	: MW-501I	Date Received	: 09/12/14
Sample Location	: NORTH PLAINFIELD	Date Analyzed	: 09/18/14 16:42
Sample Matrix	: WATER	Dilution Factor	: 1
Analytical Method	: 1,8260C	Analyst	: PD
Lab File ID	: 0918A18	Instrument ID	: VOA105.I
Sample Amount	: 10 ml	GC Column	: RTX-502.2
Level	: LOW	%Solids	: N/A
Extract Volume (MeOH)	: N/A	Injection Volume	: N/A

		ug/L			
CAS NO.	**Parameter**	**Results**	**RL**	**MDL**	**Qualifier**
76-13-1	1,1,2-Trichloro-1,2,2-Trifluoroethane	1.0	2.5	0.15	J

Tentatively Identified Compounds
Volatile Organics

Client	: Tetra Tech GEO	Lab Number	: L1421110
Project Name	: LOCKHEED-NORTH PLAINFIELD	Project Number	: 117-0507.600.02
Lab ID	: L1421110-07	Date Collected	: 09/11/14 08:40
Client ID	: MW-501I	Date Received	: 09/12/14
Sample Location	: NORTH PLAINFIELD	Date Analyzed	: 09/18/14 16:42
Sample Matrix	: WATER	Dilution Factor	: 1
Analytical Method	: 1,8260C	Analyst	: PD
Lab File ID	: 0918A18	Instrument ID	: VOA105.I
Sample Amount	: 10 ml	GC Column	: RTX-502.2
Level	: LOW	%Solids	: N/A
Extract Volume (MeOH)	: N/A	Injection Volume	: N/A

Number TICS found: 0 **Concentration Units: ug/L**

CAS Number	Compound Name	RT	EST. CONC.	Qualifier
	NO TENTATIVELY IDENTIFIED COMPOUNDS			

Form 1
Volatile Organics

Client	: Tetra Tech GEO	Lab Number	: L1421110
Project Name	: LOCKHEED-NORTH PLAINFIELD	Project Number	: 117-0507.600.02
Lab ID	: L1421110-08	Date Collected	: 09/11/14 09:20
Client ID	: MW-502S	Date Received	: 09/12/14
Sample Location	: NORTH PLAINFIELD	Date Analyzed	: 09/18/14 17:10
Sample Matrix	: WATER	Dilution Factor	: 1
Analytical Method	: 1,8260C	Analyst	: PD
Lab File ID	: 0918A19	Instrument ID	: VOA105.I
Sample Amount	: 10 ml	GC Column	: RTX-502.2
Level	: LOW	%Solids	: N/A
Extract Volume (MeOH)	: N/A	Injection Volume	: N/A

		ug/L			
CAS NO.	Parameter	Results	RL	MDL	Qualifier
75-09-2	Methylene chloride	ND	2.5	0.27	U
75-34-3	1,1-Dichloroethane	ND	0.75	0.21	U
67-66-3	Chloroform	0.93	0.75	0.16	
56-23-5	Carbon tetrachloride	ND	0.50	0.10	U
78-87-5	1,2-Dichloropropane	ND	1.0	0.11	U
124-48-1	Dibromochloromethane	ND	0.50	0.15	U
79-00-5	1,1,2-Trichloroethane	ND	0.75	0.09	U
127-18-4	Tetrachloroethene	0.86	0.50	0.09	
108-90-7	Chlorobenzene	ND	0.50	0.07	U
75-69-4	Trichlorofluoromethane	ND	2.5	0.10	U
107-06-2	1,2-Dichloroethane	ND	0.50	0.11	U
71-55-6	1,1,1-Trichloroethane	ND	0.50	0.10	U
75-27-4	Bromodichloromethane	ND	0.50	0.19	U
10061-02-6	trans-1,3-Dichloropropene	ND	0.50	0.15	U
10061-01-5	cis-1,3-Dichloropropene	ND	0.50	0.14	U
542-75-6	1,3-Dichloropropene, Total	ND	0.50	0.14	U
75-25-2	Bromoform	ND	2.0	0.25	U
79-34-5	1,1,2,2-Tetrachloroethane	ND	0.50	0.09	U
71-43-2	Benzene	ND	0.50	0.09	U
108-88-3	Toluene	ND	0.75	0.16	U
100-41-4	Ethylbenzene	ND	0.50	0.10	U
74-87-3	Chloromethane	ND	2.5	0.09	U
74-83-9	Bromomethane	ND	1.0	0.26	U
75-01-4	Vinyl chloride	ND	1.0	0.09	U
75-00-3	Chloroethane	ND	1.0	0.13	U
75-35-4	1,1-Dichloroethene	ND	0.50	0.09	U
156-60-5	trans-1,2-Dichloroethene	ND	0.75	0.16	U

Form 1
Volatile Organics

Client	: Tetra Tech GEO	Lab Number	: L1421110
Project Name	: LOCKHEED-NORTH PLAINFIELD	Project Number	: 117-0507.600.02
Lab ID	: L1421110-08	Date Collected	: 09/11/14 09:20
Client ID	: MW-502S	Date Received	: 09/12/14
Sample Location	: NORTH PLAINFIELD	Date Analyzed	: 09/18/14 17:10
Sample Matrix	: WATER	Dilution Factor	: 1
Analytical Method	: 1,8260C	Analyst	: PD
Lab File ID	: 0918A19	Instrument ID	: VOA105.I
Sample Amount	: 10 ml	GC Column	: RTX-502.2
Level	: LOW	%Solids	: N/A
Extract Volume (MeOH)	: N/A	Injection Volume	: N/A

		ug/L			
CAS NO.	Parameter	Results	RL	MDL	Qualifier
79-01-6	Trichloroethene	0.64	0.50	0.11	
95-50-1	1,2-Dichlorobenzene	ND	2.5	0.07	U
541-73-1	1,3-Dichlorobenzene	ND	2.5	0.07	U
106-46-7	1,4-Dichlorobenzene	ND	2.5	0.08	U
1634-04-4	Methyl tert butyl ether	ND	1.0	0.15	U
179601-23-1	p/m-Xylene	ND	1.0	0.18	U
95-47-6	o-Xylene	ND	1.0	0.17	U
1330-20-7	Xylene (Total)	ND	1.0	0.17	U
156-59-2	cis-1,2-Dichloroethene	ND	0.50	0.11	U
540-59-0	1,2-Dichloroethene (total)	ND	0.50	0.11	U
100-42-5	Styrene	ND	1.0	0.12	U
75-71-8	Dichlorodifluoromethane	ND	5.0	0.19	U
67-64-1	Acetone	11	5.0	1.5	
75-15-0	Carbon disulfide	ND	5.0	0.09	U
78-93-3	2-Butanone	ND	5.0	1.9	U
108-10-1	4-Methyl-2-pentanone	ND	5.0	0.26	U
591-78-6	2-Hexanone	ND	5.0	0.14	U
74-97-5	Bromochloromethane	ND	2.5	0.13	U
106-93-4	1,2-Dibromoethane	ND	2.0	0.10	U
96-12-8	1,2-Dibromo-3-chloropropane	ND	2.5	0.32	U
98-82-8	Isopropylbenzene	ND	0.50	0.11	U
87-61-6	1,2,3-Trichlorobenzene	ND	2.5	0.12	U
120-82-1	1,2,4-Trichlorobenzene	ND	2.5	0.12	U
79-20-9	Methyl Acetate	ND	2.0	0.23	U
110-82-7	Cyclohexane	ND	10	0.27	U
123-91-1	1,4-Dioxane	ND	250	41.	U
108-87-2	Methyl cyclohexane	ND	10	0.40	U

Form 1
Volatile Organics

Client	: Tetra Tech GEO	Lab Number	: L1421110
Project Name	: LOCKHEED-NORTH PLAINFIELD	Project Number	: 117-0507.600.02
Lab ID	: L1421110-08	Date Collected	: 09/11/14 09:20
Client ID	: MW-502S	Date Received	: 09/12/14
Sample Location	: NORTH PLAINFIELD	Date Analyzed	: 09/18/14 17:10
Sample Matrix	: WATER	Dilution Factor	: 1
Analytical Method	: 1,8260C	Analyst	: PD
Lab File ID	: 0918A19	Instrument ID	: VOA105.I
Sample Amount	: 10 ml	GC Column	: RTX-502.2
Level	: LOW	%Solids	: N/A
Extract Volume (MeOH)	: N/A	Injection Volume	: N/A

		ug/L			
CAS NO.	**Parameter**	**Results**	**RL**	**MDL**	**Qualifier**
76-13-1	1,1,2-Trichloro-1,2,2-Trifluoroethane	0.45	2.5	0.15	J

Tentatively Identified Compounds
Volatile Organics

Client	: Tetra Tech GEO	Lab Number	: L1421110
Project Name	: LOCKHEED-NORTH PLAINFIELD	Project Number	: 117-0507.600.02
Lab ID	: L1421110-08	Date Collected	: 09/11/14 09:20
Client ID	: MW-502S	Date Received	: 09/12/14
Sample Location	: NORTH PLAINFIELD	Date Analyzed	: 09/18/14 17:10
Sample Matrix	: WATER	Dilution Factor	: 1
Analytical Method	: 1,8260C	Analyst	: PD
Lab File ID	: 0918A19	Instrument ID	: VOA105.I
Sample Amount	: 10 ml	GC Column	: RTX-502.2
Level	: LOW	%Solids	: N/A
Extract Volume (MeOH)	: N/A	Injection Volume	: N/A

Number TICS found: 0 **Concentration Units: ug/L**

CAS Number	Compound Name	RT	EST. CONC.	Qualifier
	NO TENTATIVELY IDENTIFIED COMPOUNDS			

Form 1
Volatile Organics

Client	: Tetra Tech GEO	Lab Number	: L1421110
Project Name	: LOCKHEED-NORTH PLAINFIELD	Project Number	: 117-0507.600.02
Lab ID	: L1421110-09	Date Collected	: 09/11/14 09:25
Client ID	: MW-502I	Date Received	: 09/12/14
Sample Location	: NORTH PLAINFIELD	Date Analyzed	: 09/18/14 17:38
Sample Matrix	: WATER	Dilution Factor	: 1
Analytical Method	: 1,8260C	Analyst	: PD
Lab File ID	: 0918A20	Instrument ID	: VOA105.I
Sample Amount	: 10 ml	GC Column	: RTX-502.2
Level	: LOW	%Solids	: N/A
Extract Volume (MeOH)	: N/A	Injection Volume	: N/A

		ug/L			
CAS NO.	Parameter	Results	RL	MDL	Qualifier
75-09-2	Methylene chloride	ND	2.5	0.27	U
75-34-3	1,1-Dichloroethane	ND	0.75	0.21	U
67-66-3	Chloroform	0.55	0.75	0.16	J
56-23-5	Carbon tetrachloride	ND	0.50	0.10	U
78-87-5	1,2-Dichloropropane	ND	1.0	0.11	U
124-48-1	Dibromochloromethane	ND	0.50	0.15	U
79-00-5	1,1,2-Trichloroethane	ND	0.75	0.09	U
127-18-4	Tetrachloroethene	ND	0.50	0.09	U
108-90-7	Chlorobenzene	ND	0.50	0.07	U
75-69-4	Trichlorofluoromethane	ND	2.5	0.10	U
107-06-2	1,2-Dichloroethane	ND	0.50	0.11	U
71-55-6	1,1,1-Trichloroethane	ND	0.50	0.10	U
75-27-4	Bromodichloromethane	ND	0.50	0.19	U
10061-02-6	trans-1,3-Dichloropropene	ND	0.50	0.15	U
10061-01-5	cis-1,3-Dichloropropene	ND	0.50	0.14	U
542-75-6	1,3-Dichloropropene, Total	ND	0.50	0.14	U
75-25-2	Bromoform	ND	2.0	0.25	U
79-34-5	1,1,2,2-Tetrachloroethane	ND	0.50	0.09	U
71-43-2	Benzene	ND	0.50	0.09	U
108-88-3	Toluene	ND	0.75	0.16	U
100-41-4	Ethylbenzene	ND	0.50	0.10	U
74-87-3	Chloromethane	ND	2.5	0.09	U
74-83-9	Bromomethane	ND	1.0	0.26	U
75-01-4	Vinyl chloride	ND	1.0	0.09	U
75-00-3	Chloroethane	ND	1.0	0.13	U
75-35-4	1,1-Dichloroethene	ND	0.50	0.09	U
156-60-5	trans-1,2-Dichloroethene	ND	0.75	0.16	U

Form 1
Volatile Organics

Client	: Tetra Tech GEO	Lab Number	: L1421110
Project Name	: LOCKHEED-NORTH PLAINFIELD	Project Number	: 117-0507.600.02
Lab ID	: L1421110-09	Date Collected	: 09/11/14 09:25
Client ID	: MW-502I	Date Received	: 09/12/14
Sample Location	: NORTH PLAINFIELD	Date Analyzed	: 09/18/14 17:38
Sample Matrix	: WATER	Dilution Factor	: 1
Analytical Method	: 1,8260C	Analyst	: PD
Lab File ID	: 0918A20	Instrument ID	: VOA105.I
Sample Amount	: 10 ml	GC Column	: RTX-502.2
Level	: LOW	%Solids	: N/A
Extract Volume (MeOH)	: N/A	Injection Volume	: N/A

		ug/L			
CAS NO.	Parameter	Results	RL	MDL	Qualifier
79-01-6	Trichloroethene	0.74	0.50	0.11	
95-50-1	1,2-Dichlorobenzene	ND	2.5	0.07	U
541-73-1	1,3-Dichlorobenzene	ND	2.5	0.07	U
106-46-7	1,4-Dichlorobenzene	ND	2.5	0.08	U
1634-04-4	Methyl tert butyl ether	ND	1.0	0.15	U
179601-23-1	p/m-Xylene	ND	1.0	0.18	U
95-47-6	o-Xylene	ND	1.0	0.17	U
1330-20-7	Xylene (Total)	ND	1.0	0.17	U
156-59-2	cis-1,2-Dichloroethene	ND	0.50	0.11	U
540-59-0	1,2-Dichloroethene (total)	ND	0.50	0.11	U
100-42-5	Styrene	ND	1.0	0.12	U
75-71-8	Dichlorodifluoromethane	ND	5.0	0.19	U
67-64-1	Acetone	10	5.0	1.5	
75-15-0	Carbon disulfide	ND	5.0	0.09	U
78-93-3	2-Butanone	ND	5.0	1.9	U
108-10-1	4-Methyl-2-pentanone	ND	5.0	0.26	U
591-78-6	2-Hexanone	ND	5.0	0.14	U
74-97-5	Bromochloromethane	ND	2.5	0.13	U
106-93-4	1,2-Dibromoethane	ND	2.0	0.10	U
96-12-8	1,2-Dibromo-3-chloropropane	ND	2.5	0.32	U
98-82-8	Isopropylbenzene	ND	0.50	0.11	U
87-61-6	1,2,3-Trichlorobenzene	ND	2.5	0.12	U
120-82-1	1,2,4-Trichlorobenzene	ND	2.5	0.12	U
79-20-9	Methyl Acetate	ND	2.0	0.23	U
110-82-7	Cyclohexane	ND	10	0.27	U
123-91-1	1,4-Dioxane	ND	250	41.	U
108-87-2	Methyl cyclohexane	ND	10	0.40	U

Form 1
Volatile Organics

Client	: Tetra Tech GEO	Lab Number	: L1421110
Project Name	: LOCKHEED-NORTH PLAINFIELD	Project Number	: 117-0507.600.02
Lab ID	: L1421110-09	Date Collected	: 09/11/14 09:25
Client ID	: MW-502I	Date Received	: 09/12/14
Sample Location	: NORTH PLAINFIELD	Date Analyzed	: 09/18/14 17:38
Sample Matrix	: WATER	Dilution Factor	: 1
Analytical Method	: 1,8260C	Analyst	: PD
Lab File ID	: 0918A20	Instrument ID	: VOA105.I
Sample Amount	: 10 ml	GC Column	: RTX-502.2
Level	: LOW	%Solids	: N/A
Extract Volume (MeOH)	: N/A	Injection Volume	: N/A

		ug/L			
CAS NO.	**Parameter**	**Results**	**RL**	**MDL**	**Qualifier**
76-13-1	1,1,2-Trichloro-1,2,2-Trifluoroethane	ND	2.5	0.15	U

Tentatively Identified Compounds
Volatile Organics

Client	: Tetra Tech GEO	Lab Number	: L1421110
Project Name	: LOCKHEED-NORTH PLAINFIELD	Project Number	: 117-0507.600.02
Lab ID	: L1421110-09	Date Collected	: 09/11/14 09:25
Client ID	: MW-502I	Date Received	: 09/12/14
Sample Location	: NORTH PLAINFIELD	Date Analyzed	: 09/18/14 17:38
Sample Matrix	: WATER	Dilution Factor	: 1
Analytical Method	: 1,8260C	Analyst	: PD
Lab File ID	: 0918A20	Instrument ID	: VOA105.I
Sample Amount	: 10 ml	GC Column	: RTX-502.2
Level	: LOW	%Solids	: N/A
Extract Volume (MeOH)	: N/A	Injection Volume	: N/A

Number TICS found: 0 **Concentration Units: ug/L**

CAS Number	Compound Name	RT	EST. CONC.	Qualifier
	NO TENTATIVELY IDENTIFIED COMPOUNDS			

Form 1
Volatile Organics

Client	: Tetra Tech GEO	Lab Number	: L1421110
Project Name	: LOCKHEED-NORTH PLAINFIELD	Project Number	: 117-0507.600.02
Lab ID	: L1421110-10	Date Collected	: 09/11/14 09:05
Client ID	: MW-503S	Date Received	: 09/12/14
Sample Location	: NORTH PLAINFIELD	Date Analyzed	: 09/18/14 18:06
Sample Matrix	: WATER	Dilution Factor	: 1
Analytical Method	: 1,8260C	Analyst	: PD
Lab File ID	: 0918A21	Instrument ID	: VOA105.I
Sample Amount	: 10 ml	GC Column	: RTX-502.2
Level	: LOW	%Solids	: N/A
Extract Volume (MeOH)	: N/A	Injection Volume	: N/A

		ug/L			
CAS NO.	**Parameter**	**Results**	**RL**	**MDL**	**Qualifier**
75-09-2	Methylene chloride	ND	2.5	0.27	U
75-34-3	1,1-Dichloroethane	ND	0.75	0.21	U
67-66-3	Chloroform	0.22	0.75	0.16	J
56-23-5	Carbon tetrachloride	ND	0.50	0.10	U
78-87-5	1,2-Dichloropropane	ND	1.0	0.11	U
124-48-1	Dibromochloromethane	ND	0.50	0.15	U
79-00-5	1,1,2-Trichloroethane	ND	0.75	0.09	U
127-18-4	Tetrachloroethene	ND	0.50	0.09	U
108-90-7	Chlorobenzene	ND	0.50	0.07	U
75-69-4	Trichlorofluoromethane	ND	2.5	0.10	U
107-06-2	1,2-Dichloroethane	ND	0.50	0.11	U
71-55-6	1,1,1-Trichloroethane	ND	0.50	0.10	U
75-27-4	Bromodichloromethane	ND	0.50	0.19	U
10061-02-6	trans-1,3-Dichloropropene	ND	0.50	0.15	U
10061-01-5	cis-1,3-Dichloropropene	ND	0.50	0.14	U
542-75-6	1,3-Dichloropropene, Total	ND	0.50	0.14	U
75-25-2	Bromoform	ND	2.0	0.25	U
79-34-5	1,1,2,2-Tetrachloroethane	ND	0.50	0.09	U
71-43-2	Benzene	ND	0.50	0.09	U
108-88-3	Toluene	ND	0.75	0.16	U
100-41-4	Ethylbenzene	ND	0.50	0.10	U
74-87-3	Chloromethane	ND	2.5	0.09	U
74-83-9	Bromomethane	ND	1.0	0.26	U
75-01-4	Vinyl chloride	ND	1.0	0.09	U
75-00-3	Chloroethane	ND	1.0	0.13	U
75-35-4	1,1-Dichloroethene	ND	0.50	0.09	U
156-60-5	trans-1,2-Dichloroethene	ND	0.75	0.16	U

Form 1
Volatile Organics

Client	: Tetra Tech GEO	Lab Number	: L1421110
Project Name	: LOCKHEED-NORTH PLAINFIELD	Project Number	: 117-0507.600.02
Lab ID	: L1421110-10	Date Collected	: 09/11/14 09:05
Client ID	: MW-503S	Date Received	: 09/12/14
Sample Location	: NORTH PLAINFIELD	Date Analyzed	: 09/18/14 18:06
Sample Matrix	: WATER	Dilution Factor	: 1
Analytical Method	: 1,8260C	Analyst	: PD
Lab File ID	: 0918A21	Instrument ID	: VOA105.I
Sample Amount	: 10 ml	GC Column	: RTX-502.2
Level	: LOW	%Solids	: N/A
Extract Volume (MeOH)	: N/A	Injection Volume	: N/A

		ug/L			
CAS NO.	Parameter	Results	RL	MDL	Qualifier
79-01-6	Trichloroethene	0.63	0.50	0.11	
95-50-1	1,2-Dichlorobenzene	ND	2.5	0.07	U
541-73-1	1,3-Dichlorobenzene	ND	2.5	0.07	U
106-46-7	1,4-Dichlorobenzene	ND	2.5	0.08	U
1634-04-4	Methyl tert butyl ether	ND	1.0	0.15	U
179601-23-1	p/m-Xylene	ND	1.0	0.18	U
95-47-6	o-Xylene	ND	1.0	0.17	U
1330-20-7	Xylene (Total)	ND	1.0	0.17	U
156-59-2	cis-1,2-Dichloroethene	ND	0.50	0.11	U
540-59-0	1,2-Dichloroethene (total)	ND	0.50	0.11	U
100-42-5	Styrene	ND	1.0	0.12	U
75-71-8	Dichlorodifluoromethane	ND	5.0	0.19	U
67-64-1	Acetone	14	5.0	1.5	
75-15-0	Carbon disulfide	ND	5.0	0.09	U
78-93-3	2-Butanone	ND	5.0	1.9	U
108-10-1	4-Methyl-2-pentanone	ND	5.0	0.26	U
591-78-6	2-Hexanone	ND	5.0	0.14	U
74-97-5	Bromochloromethane	ND	2.5	0.13	U
106-93-4	1,2-Dibromoethane	ND	2.0	0.10	U
96-12-8	1,2-Dibromo-3-chloropropane	ND	2.5	0.32	U
98-82-8	Isopropylbenzene	ND	0.50	0.11	U
87-61-6	1,2,3-Trichlorobenzene	ND	2.5	0.12	U
120-82-1	1,2,4-Trichlorobenzene	ND	2.5	0.12	U
79-20-9	Methyl Acetate	ND	2.0	0.23	U
110-82-7	Cyclohexane	ND	10	0.27	U
123-91-1	1,4-Dioxane	ND	250	41.	U
108-87-2	Methyl cyclohexane	ND	10	0.40	U

Form 1
Volatile Organics

Client	: Tetra Tech GEO	Lab Number	: L1421110
Project Name	: LOCKHEED-NORTH PLAINFIELD	Project Number	: 117-0507.600.02
Lab ID	: L1421110-10	Date Collected	: 09/11/14 09:05
Client ID	: MW-503S	Date Received	: 09/12/14
Sample Location	: NORTH PLAINFIELD	Date Analyzed	: 09/18/14 18:06
Sample Matrix	: WATER	Dilution Factor	: 1
Analytical Method	: 1,8260C	Analyst	: PD
Lab File ID	: 0918A21	Instrument ID	: VOA105.I
Sample Amount	: 10 ml	GC Column	: RTX-502.2
Level	: LOW	%Solids	: N/A
Extract Volume (MeOH)	: N/A	Injection Volume	: N/A

		ug/L			
CAS NO.	**Parameter**	**Results**	**RL**	**MDL**	**Qualifier**
76-13-1	1,1,2-Trichloro-1,2,2-Trifluoroethane	ND	2.5	0.15	U

Tentatively Identified Compounds
Volatile Organics

Client	: Tetra Tech GEO	Lab Number	: L1421110
Project Name	: LOCKHEED-NORTH PLAINFIELD	Project Number	: 117-0507.600.02
Lab ID	: L1421110-10	Date Collected	: 09/11/14 09:05
Client ID	: MW-503S	Date Received	: 09/12/14
Sample Location	: NORTH PLAINFIELD	Date Analyzed	: 09/18/14 18:06
Sample Matrix	: WATER	Dilution Factor	: 1
Analytical Method	: 1,8260C	Analyst	: PD
Lab File ID	: 0918A21	Instrument ID	: VOA105.I
Sample Amount	: 10 ml	GC Column	: RTX-502.2
Level	: LOW	%Solids	: N/A
Extract Volume (MeOH)	: N/A	Injection Volume	: N/A

Number TICS found: 0 **Concentration Units: ug/L**

CAS Number	Compound Name	RT	EST. CONC.	Qualifier
	NO TENTATIVELY IDENTIFIED COMPOUNDS			

Form 1
Volatile Organics

Client	: Tetra Tech GEO	Lab Number	: L1421110
Project Name	: LOCKHEED-NORTH PLAINFIELD	Project Number	: 117-0507.600.02
Lab ID	: L1421110-11	Date Collected	: 09/11/14 09:10
Client ID	: MW-503I	Date Received	: 09/12/14
Sample Location	: NORTH PLAINFIELD	Date Analyzed	: 09/18/14 18:34
Sample Matrix	: WATER	Dilution Factor	: 1
Analytical Method	: 1,8260C	Analyst	: PD
Lab File ID	: 0918A22	Instrument ID	: VOA105.I
Sample Amount	: 10 ml	GC Column	: RTX-502.2
Level	: LOW	%Solids	: N/A
Extract Volume (MeOH)	: N/A	Injection Volume	: N/A

		ug/L			
CAS NO.	Parameter	Results	RL	MDL	Qualifier
75-09-2	Methylene chloride	ND	2.5	0.27	U
75-34-3	1,1-Dichloroethane	ND	0.75	0.21	U
67-66-3	Chloroform	ND	0.75	0.16	U
56-23-5	Carbon tetrachloride	ND	0.50	0.10	U
78-87-5	1,2-Dichloropropane	ND	1.0	0.11	U
124-48-1	Dibromochloromethane	ND	0.50	0.15	U
79-00-5	1,1,2-Trichloroethane	ND	0.75	0.09	U
127-18-4	Tetrachloroethene	ND	0.50	0.09	U
108-90-7	Chlorobenzene	ND	0.50	0.07	U
75-69-4	Trichlorofluoromethane	ND	2.5	0.10	U
107-06-2	1,2-Dichloroethane	ND	0.50	0.11	U
71-55-6	1,1,1-Trichloroethane	ND	0.50	0.10	U
75-27-4	Bromodichloromethane	ND	0.50	0.19	U
10061-02-6	trans-1,3-Dichloropropene	ND	0.50	0.15	U
10061-01-5	cis-1,3-Dichloropropene	ND	0.50	0.14	U
542-75-6	1,3-Dichloropropene, Total	ND	0.50	0.14	U
75-25-2	Bromoform	ND	2.0	0.25	U
79-34-5	1,1,2,2-Tetrachloroethane	ND	0.50	0.09	U
71-43-2	Benzene	ND	0.50	0.09	U
108-88-3	Toluene	ND	0.75	0.16	U
100-41-4	Ethylbenzene	ND	0.50	0.10	U
74-87-3	Chloromethane	ND	2.5	0.09	U
74-83-9	Bromomethane	ND	1.0	0.26	U
75-01-4	Vinyl chloride	ND	1.0	0.09	U
75-00-3	Chloroethane	ND	1.0	0.13	U
75-35-4	1,1-Dichloroethene	ND	0.50	0.09	U
156-60-5	trans-1,2-Dichloroethene	ND	0.75	0.16	U

Form 1
Volatile Organics

Client	: Tetra Tech GEO	Lab Number	: L1421110
Project Name	: LOCKHEED-NORTH PLAINFIELD	Project Number	: 117-0507.600.02
Lab ID	: L1421110-11	Date Collected	: 09/11/14 09:10
Client ID	: MW-503I	Date Received	: 09/12/14
Sample Location	: NORTH PLAINFIELD	Date Analyzed	: 09/18/14 18:34
Sample Matrix	: WATER	Dilution Factor	: 1
Analytical Method	: 1,8260C	Analyst	: PD
Lab File ID	: 0918A22	Instrument ID	: VOA105.I
Sample Amount	: 10 ml	GC Column	: RTX-502.2
Level	: LOW	%Solids	: N/A
Extract Volume (MeOH)	: N/A	Injection Volume	: N/A

		ug/L			
CAS NO.	Parameter	Results	RL	MDL	Qualifier
79-01-6	Trichloroethene	0.51	0.50	0.11	
95-50-1	1,2-Dichlorobenzene	ND	2.5	0.07	U
541-73-1	1,3-Dichlorobenzene	ND	2.5	0.07	U
106-46-7	1,4-Dichlorobenzene	ND	2.5	0.08	U
1634-04-4	Methyl tert butyl ether	ND	1.0	0.15	U
179601-23-1	p/m-Xylene	ND	1.0	0.18	U
95-47-6	o-Xylene	ND	1.0	0.17	U
1330-20-7	Xylene (Total)	ND	1.0	0.17	U
156-59-2	cis-1,2-Dichloroethene	ND	0.50	0.11	U
540-59-0	1,2-Dichloroethene (total)	ND	0.50	0.11	U
100-42-5	Styrene	ND	1.0	0.12	U
75-71-8	Dichlorodifluoromethane	ND	5.0	0.19	U
67-64-1	Acetone	11	5.0	1.5	
75-15-0	Carbon disulfide	ND	5.0	0.09	U
78-93-3	2-Butanone	ND	5.0	1.9	U
108-10-1	4-Methyl-2-pentanone	ND	5.0	0.26	U
591-78-6	2-Hexanone	ND	5.0	0.14	U
74-97-5	Bromochloromethane	ND	2.5	0.13	U
106-93-4	1,2-Dibromoethane	ND	2.0	0.10	U
96-12-8	1,2-Dibromo-3-chloropropane	ND	2.5	0.32	U
98-82-8	Isopropylbenzene	ND	0.50	0.11	U
87-61-6	1,2,3-Trichlorobenzene	ND	2.5	0.12	U
120-82-1	1,2,4-Trichlorobenzene	ND	2.5	0.12	U
79-20-9	Methyl Acetate	ND	2.0	0.23	U
110-82-7	Cyclohexane	ND	10	0.27	U
123-91-1	1,4-Dioxane	ND	250	41.	U
108-87-2	Methyl cyclohexane	ND	10	0.40	U

Form 1
Volatile Organics

Client	: Tetra Tech GEO	Lab Number	: L1421110
Project Name	: LOCKHEED-NORTH PLAINFIELD	Project Number	: 117-0507.600.02
Lab ID	: L1421110-11	Date Collected	: 09/11/14 09:10
Client ID	: MW-503I	Date Received	: 09/12/14
Sample Location	: NORTH PLAINFIELD	Date Analyzed	: 09/18/14 18:34
Sample Matrix	: WATER	Dilution Factor	: 1
Analytical Method	: 1,8260C	Analyst	: PD
Lab File ID	: 0918A22	Instrument ID	: VOA105.I
Sample Amount	: 10 ml	GC Column	: RTX-502.2
Level	: LOW	%Solids	: N/A
Extract Volume (MeOH)	: N/A	Injection Volume	: N/A

		ug/L			
CAS NO.	**Parameter**	**Results**	**RL**	**MDL**	**Qualifier**
76-13-1	1,1,2-Trichloro-1,2,2-Trifluoroethane	0.29	2.5	0.15	J

Tentatively Identified Compounds
Volatile Organics

Client	: Tetra Tech GEO	Lab Number	: L1421110
Project Name	: LOCKHEED-NORTH PLAINFIELD	Project Number	: 117-0507.600.02
Lab ID	: L1421110-11	Date Collected	: 09/11/14 09:10
Client ID	: MW-503I	Date Received	: 09/12/14
Sample Location	: NORTH PLAINFIELD	Date Analyzed	: 09/18/14 18:34
Sample Matrix	: WATER	Dilution Factor	: 1
Analytical Method	: 1,8260C	Analyst	: PD
Lab File ID	: 0918A22	Instrument ID	: VOA105.I
Sample Amount	: 10 ml	GC Column	: RTX-502.2
Level	: LOW	%Solids	: N/A
Extract Volume (MeOH)	: N/A	Injection Volume	: N/A

Number TICS found: 0 **Concentration Units: ug/L**

CAS Number	Compound Name	RT	EST. CONC.	Qualifier
	NO TENTATIVELY IDENTIFIED COMPOUNDS			

Form 1
Volatile Organics

Client	: Tetra Tech GEO	Lab Number	: L1421110
Project Name	: LOCKHEED-NORTH PLAINFIELD	Project Number	: 117-0507.600.02
Lab ID	: L1421110-12	Date Collected	: 09/11/14 14:40
Client ID	: MW-505S	Date Received	: 09/12/14
Sample Location	: NORTH PLAINFIELD	Date Analyzed	: 09/18/14 19:02
Sample Matrix	: WATER	Dilution Factor	: 1
Analytical Method	: 1,8260C	Analyst	: PD
Lab File ID	: 0918A23	Instrument ID	: VOA105.I
Sample Amount	: 10 ml	GC Column	: RTX-502.2
Level	: LOW	%Solids	: N/A
Extract Volume (MeOH)	: N/A	Injection Volume	: N/A

		ug/L			
CAS NO.	Parameter	Results	RL	MDL	Qualifier
75-09-2	Methylene chloride	ND	2.5	0.27	U
75-34-3	1,1-Dichloroethane	ND	0.75	0.21	U
67-66-3	Chloroform	0.62	0.75	0.16	J
56-23-5	Carbon tetrachloride	ND	0.50	0.10	U
78-87-5	1,2-Dichloropropane	ND	1.0	0.11	U
124-48-1	Dibromochloromethane	ND	0.50	0.15	U
79-00-5	1,1,2-Trichloroethane	ND	0.75	0.09	U
127-18-4	Tetrachloroethene	ND	0.50	0.09	U
108-90-7	Chlorobenzene	ND	0.50	0.07	U
75-69-4	Trichlorofluoromethane	ND	2.5	0.10	U
107-06-2	1,2-Dichloroethane	ND	0.50	0.11	U
71-55-6	1,1,1-Trichloroethane	ND	0.50	0.10	U
75-27-4	Bromodichloromethane	ND	0.50	0.19	U
10061-02-6	trans-1,3-Dichloropropene	ND	0.50	0.15	U
10061-01-5	cis-1,3-Dichloropropene	ND	0.50	0.14	U
542-75-6	1,3-Dichloropropene, Total	ND	0.50	0.14	U
75-25-2	Bromoform	ND	2.0	0.25	U
79-34-5	1,1,2,2-Tetrachloroethane	ND	0.50	0.09	U
71-43-2	Benzene	ND	0.50	0.09	U
108-88-3	Toluene	ND	0.75	0.16	U
100-41-4	Ethylbenzene	ND	0.50	0.10	U
74-87-3	Chloromethane	ND	2.5	0.09	U
74-83-9	Bromomethane	ND	1.0	0.26	U
75-01-4	Vinyl chloride	ND	1.0	0.09	U
75-00-3	Chloroethane	ND	1.0	0.13	U
75-35-4	1,1-Dichloroethene	ND	0.50	0.09	U
156-60-5	trans-1,2-Dichloroethene	ND	0.75	0.16	U

Form 1
Volatile Organics

Client	: Tetra Tech GEO	Lab Number	: L1421110
Project Name	: LOCKHEED-NORTH PLAINFIELD	Project Number	: 117-0507.600.02
Lab ID	: L1421110-12	Date Collected	: 09/11/14 14:40
Client ID	: MW-505S	Date Received	: 09/12/14
Sample Location	: NORTH PLAINFIELD	Date Analyzed	: 09/18/14 19:02
Sample Matrix	: WATER	Dilution Factor	: 1
Analytical Method	: 1,8260C	Analyst	: PD
Lab File ID	: 0918A23	Instrument ID	: VOA105.I
Sample Amount	: 10 ml	GC Column	: RTX-502.2
Level	: LOW	%Solids	: N/A
Extract Volume (MeOH)	: N/A	Injection Volume	: N/A

		ug/L			
CAS NO.	Parameter	Results	RL	MDL	Qualifier
79-01-6	Trichloroethene	ND	0.50	0.11	U
95-50-1	1,2-Dichlorobenzene	ND	2.5	0.07	U
541-73-1	1,3-Dichlorobenzene	ND	2.5	0.07	U
106-46-7	1,4-Dichlorobenzene	ND	2.5	0.08	U
1634-04-4	Methyl tert butyl ether	ND	1.0	0.15	U
179601-23-1	p/m-Xylene	ND	1.0	0.18	U
95-47-6	o-Xylene	ND	1.0	0.17	U
1330-20-7	Xylene (Total)	ND	1.0	0.17	U
156-59-2	cis-1,2-Dichloroethene	ND	0.50	0.11	U
540-59-0	1,2-Dichloroethene (total)	ND	0.50	0.11	U
100-42-5	Styrene	ND	1.0	0.12	U
75-71-8	Dichlorodifluoromethane	ND	5.0	0.19	U
67-64-1	Acetone	12	5.0	1.5	
75-15-0	Carbon disulfide	ND	5.0	0.09	U
78-93-3	2-Butanone	ND	5.0	1.9	U
108-10-1	4-Methyl-2-pentanone	ND	5.0	0.26	U
591-78-6	2-Hexanone	ND	5.0	0.14	U
74-97-5	Bromochloromethane	ND	2.5	0.13	U
106-93-4	1,2-Dibromoethane	ND	2.0	0.10	U
96-12-8	1,2-Dibromo-3-chloropropane	ND	2.5	0.32	U
98-82-8	Isopropylbenzene	ND	0.50	0.11	U
87-61-6	1,2,3-Trichlorobenzene	ND	2.5	0.12	U
120-82-1	1,2,4-Trichlorobenzene	ND	2.5	0.12	U
79-20-9	Methyl Acetate	ND	2.0	0.23	U
110-82-7	Cyclohexane	ND	10	0.27	U
123-91-1	1,4-Dioxane	ND	250	41.	U
108-87-2	Methyl cyclohexane	ND	10	0.40	U

Form 1
Volatile Organics

Client	: Tetra Tech GEO	Lab Number	: L1421110
Project Name	: LOCKHEED-NORTH PLAINFIELD	Project Number	: 117-0507.600.02
Lab ID	: L1421110-12	Date Collected	: 09/11/14 14:40
Client ID	: MW-505S	Date Received	: 09/12/14
Sample Location	: NORTH PLAINFIELD	Date Analyzed	: 09/18/14 19:02
Sample Matrix	: WATER	Dilution Factor	: 1
Analytical Method	: 1,8260C	Analyst	: PD
Lab File ID	: 0918A23	Instrument ID	: VOA105.I
Sample Amount	: 10 ml	GC Column	: RTX-502.2
Level	: LOW	%Solids	: N/A
Extract Volume (MeOH)	: N/A	Injection Volume	: N/A

		ug/L			
CAS NO.	**Parameter**	**Results**	**RL**	**MDL**	**Qualifier**
76-13-1	1,1,2-Trichloro-1,2,2-Trifluoroethane	ND	2.5	0.15	U

Tentatively Identified Compounds
Volatile Organics

Client	: Tetra Tech GEO	Lab Number	: L1421110
Project Name	: LOCKHEED-NORTH PLAINFIELD	Project Number	: 117-0507.600.02
Lab ID	: L1421110-12	Date Collected	: 09/11/14 14:40
Client ID	: MW-505S	Date Received	: 09/12/14
Sample Location	: NORTH PLAINFIELD	Date Analyzed	: 09/18/14 19:02
Sample Matrix	: WATER	Dilution Factor	: 1
Analytical Method	: 1,8260C	Analyst	: PD
Lab File ID	: 0918A23	Instrument ID	: VOA105.I
Sample Amount	: 10 ml	GC Column	: RTX-502.2
Level	: LOW	%Solids	: N/A
Extract Volume (MeOH)	: N/A	Injection Volume	: N/A

Number TICS found: 0 **Concentration Units: ug/L**

CAS Number	Compound Name	RT	EST. CONC.	Qualifier
	NO TENTATIVELY IDENTIFIED COMPOUNDS			

Form 1
Volatile Organics

Client	: Tetra Tech GEO	Lab Number	: L1421110
Project Name	: LOCKHEED-NORTH PLAINFIELD	Project Number	: 117-0507.600.02
Lab ID	: L1421110-13	Date Collected	: 09/11/14 14:45
Client ID	: MW-505I	Date Received	: 09/12/14
Sample Location	: NORTH PLAINFIELD	Date Analyzed	: 09/18/14 19:30
Sample Matrix	: WATER	Dilution Factor	: 1
Analytical Method	: 1,8260C	Analyst	: PD
Lab File ID	: 0918A24	Instrument ID	: VOA105.I
Sample Amount	: 10 ml	GC Column	: RTX-502.2
Level	: LOW	%Solids	: N/A
Extract Volume (MeOH)	: N/A	Injection Volume	: N/A

		ug/L			
CAS NO.	Parameter	Results	RL	MDL	Qualifier
75-09-2	Methylene chloride	ND	2.5	0.27	U
75-34-3	1,1-Dichloroethane	ND	0.75	0.21	U
67-66-3	Chloroform	1.2	0.75	0.16	
56-23-5	Carbon tetrachloride	ND	0.50	0.10	U
78-87-5	1,2-Dichloropropane	ND	1.0	0.11	U
124-48-1	Dibromochloromethane	ND	0.50	0.15	U
79-00-5	1,1,2-Trichloroethane	ND	0.75	0.09	U
127-18-4	Tetrachloroethene	ND	0.50	0.09	U
108-90-7	Chlorobenzene	ND	0.50	0.07	U
75-69-4	Trichlorofluoromethane	ND	2.5	0.10	U
107-06-2	1,2-Dichloroethane	ND	0.50	0.11	U
71-55-6	1,1,1-Trichloroethane	ND	0.50	0.10	U
75-27-4	Bromodichloromethane	ND	0.50	0.19	U
10061-02-6	trans-1,3-Dichloropropene	ND	0.50	0.15	U
10061-01-5	cis-1,3-Dichloropropene	ND	0.50	0.14	U
542-75-6	1,3-Dichloropropene, Total	ND	0.50	0.14	U
75-25-2	Bromoform	ND	2.0	0.25	U
79-34-5	1,1,2,2-Tetrachloroethane	ND	0.50	0.09	U
71-43-2	Benzene	ND	0.50	0.09	U
108-88-3	Toluene	ND	0.75	0.16	U
100-41-4	Ethylbenzene	ND	0.50	0.10	U
74-87-3	Chloromethane	ND	2.5	0.09	U
74-83-9	Bromomethane	ND	1.0	0.26	U
75-01-4	Vinyl chloride	ND	1.0	0.09	U
75-00-3	Chloroethane	ND	1.0	0.13	U
75-35-4	1,1-Dichloroethene	ND	0.50	0.09	U
156-60-5	trans-1,2-Dichloroethene	ND	0.75	0.16	U

Form 1
Volatile Organics

Client	: Tetra Tech GEO	Lab Number	: L1421110
Project Name	: LOCKHEED-NORTH PLAINFIELD	Project Number	: 117-0507.600.02
Lab ID	: L1421110-13	Date Collected	: 09/11/14 14:45
Client ID	: MW-505I	Date Received	: 09/12/14
Sample Location	: NORTH PLAINFIELD	Date Analyzed	: 09/18/14 19:30
Sample Matrix	: WATER	Dilution Factor	: 1
Analytical Method	: 1,8260C	Analyst	: PD
Lab File ID	: 0918A24	Instrument ID	: VOA105.I
Sample Amount	: 10 ml	GC Column	: RTX-502.2
Level	: LOW	%Solids	: N/A
Extract Volume (MeOH)	: N/A	Injection Volume	: N/A

		ug/L			
CAS NO.	Parameter	Results	RL	MDL	Qualifier
79-01-6	Trichloroethene	ND	0.50	0.11	U
95-50-1	1,2-Dichlorobenzene	ND	2.5	0.07	U
541-73-1	1,3-Dichlorobenzene	ND	2.5	0.07	U
106-46-7	1,4-Dichlorobenzene	ND	2.5	0.08	U
1634-04-4	Methyl tert butyl ether	ND	1.0	0.15	U
179601-23-1	p/m-Xylene	ND	1.0	0.18	U
95-47-6	o-Xylene	ND	1.0	0.17	U
1330-20-7	Xylene (Total)	ND	1.0	0.17	U
156-59-2	cis-1,2-Dichloroethene	ND	0.50	0.11	U
540-59-0	1,2-Dichloroethene (total)	ND	0.50	0.11	U
100-42-5	Styrene	ND	1.0	0.12	U
75-71-8	Dichlorodifluoromethane	ND	5.0	0.19	U
67-64-1	Acetone	28	5.0	1.5	
75-15-0	Carbon disulfide	ND	5.0	0.09	U
78-93-3	2-Butanone	ND	5.0	1.9	U
108-10-1	4-Methyl-2-pentanone	ND	5.0	0.26	U
591-78-6	2-Hexanone	ND	5.0	0.14	U
74-97-5	Bromochloromethane	ND	2.5	0.13	U
106-93-4	1,2-Dibromoethane	ND	2.0	0.10	U
96-12-8	1,2-Dibromo-3-chloropropane	ND	2.5	0.32	U
98-82-8	Isopropylbenzene	ND	0.50	0.11	U
87-61-6	1,2,3-Trichlorobenzene	ND	2.5	0.12	U
120-82-1	1,2,4-Trichlorobenzene	ND	2.5	0.12	U
79-20-9	Methyl Acetate	ND	2.0	0.23	U
110-82-7	Cyclohexane	ND	10	0.27	U
123-91-1	1,4-Dioxane	ND	250	41.	U
108-87-2	Methyl cyclohexane	ND	10	0.40	U

Form 1
Volatile Organics

Client	: Tetra Tech GEO	Lab Number	: L1421110
Project Name	: LOCKHEED-NORTH PLAINFIELD	Project Number	: 117-0507.600.02
Lab ID	: L1421110-13	Date Collected	: 09/11/14 14:45
Client ID	: MW-505I	Date Received	: 09/12/14
Sample Location	: NORTH PLAINFIELD	Date Analyzed	: 09/18/14 19:30
Sample Matrix	: WATER	Dilution Factor	: 1
Analytical Method	: 1,8260C	Analyst	: PD
Lab File ID	: 0918A24	Instrument ID	: VOA105.I
Sample Amount	: 10 ml	GC Column	: RTX-502.2
Level	: LOW	%Solids	: N/A
Extract Volume (MeOH)	: N/A	Injection Volume	: N/A

		ug/L			
CAS NO.	**Parameter**	**Results**	**RL**	**MDL**	**Qualifier**
76-13-1	1,1,2-Trichloro-1,2,2-Trifluoroethane	ND	2.5	0.15	U

Tentatively Identified Compounds
Volatile Organics

Client	: Tetra Tech GEO	Lab Number	: L1421110
Project Name	: LOCKHEED-NORTH PLAINFIELD	Project Number	: 117-0507.600.02
Lab ID	: L1421110-13	Date Collected	: 09/11/14 14:45
Client ID	: MW-505I	Date Received	: 09/12/14
Sample Location	: NORTH PLAINFIELD	Date Analyzed	: 09/18/14 19:30
Sample Matrix	: WATER	Dilution Factor	: 1
Analytical Method	: 1,8260C	Analyst	: PD
Lab File ID	: 0918A24	Instrument ID	: VOA105.I
Sample Amount	: 10 ml	GC Column	: RTX-502.2
Level	: LOW	%Solids	: N/A
Extract Volume (MeOH)	: N/A	Injection Volume	: N/A

Number TICS found: 2 **Concentration Units: ug/L**

CAS Number	Compound Name	RT	EST. CONC.	Qualifier
	Unknown	3.80	2.6	J
	Total TIC Compounds		2.6J	J

Form 1
Volatile Organics

Client	: Tetra Tech GEO	Lab Number	: L1421110
Project Name	: LOCKHEED-NORTH PLAINFIELD	Project Number	: 117-0507.600.02
Lab ID	: L1421110-14	Date Collected	: 09/11/14 16:15
Client ID	: MW-506S	Date Received	: 09/12/14
Sample Location	: NORTH PLAINFIELD	Date Analyzed	: 09/20/14 17:36
Sample Matrix	: WATER	Dilution Factor	: 1
Analytical Method	: 1,8260C	Analyst	: PD
Lab File ID	: 0920A06	Instrument ID	: VOA105.I
Sample Amount	: 10 ml	GC Column	: RTX-502.2
Level	: LOW	%Solids	: N/A
Extract Volume (MeOH)	: N/A	Injection Volume	: N/A

		ug/L			
CAS NO.	Parameter	Results	RL	MDL	Qualifier
75-09-2	Methylene chloride	ND	2.5	0.27	U
75-34-3	1,1-Dichloroethane	ND	0.75	0.21	U
67-66-3	Chloroform	0.53	0.75	0.16	J
56-23-5	Carbon tetrachloride	ND	0.50	0.10	U
78-87-5	1,2-Dichloropropane	ND	1.0	0.11	U
124-48-1	Dibromochloromethane	ND	0.50	0.15	U
79-00-5	1,1,2-Trichloroethane	ND	0.75	0.09	U
127-18-4	Tetrachloroethene	ND	0.50	0.09	U
108-90-7	Chlorobenzene	ND	0.50	0.07	U
75-69-4	Trichlorofluoromethane	ND	2.5	0.10	U
107-06-2	1,2-Dichloroethane	ND	0.50	0.11	U
71-55-6	1,1,1-Trichloroethane	ND	0.50	0.10	U
75-27-4	Bromodichloromethane	ND	0.50	0.19	U
10061-02-6	trans-1,3-Dichloropropene	ND	0.50	0.15	U
10061-01-5	cis-1,3-Dichloropropene	ND	0.50	0.14	U
542-75-6	1,3-Dichloropropene, Total	ND	0.50	0.14	U
75-25-2	Bromoform	ND	2.0	0.25	U
79-34-5	1,1,2,2-Tetrachloroethane	ND	0.50	0.09	U
71-43-2	Benzene	ND	0.50	0.09	U
108-88-3	Toluene	ND	0.75	0.16	U
100-41-4	Ethylbenzene	ND	0.50	0.10	U
74-87-3	Chloromethane	ND	2.5	0.09	U
74-83-9	Bromomethane	ND	1.0	0.26	U
75-01-4	Vinyl chloride	ND	1.0	0.09	U
75-00-3	Chloroethane	ND	1.0	0.13	U
75-35-4	1,1-Dichloroethene	ND	0.50	0.09	U
156-60-5	trans-1,2-Dichloroethene	ND	0.75	0.16	U

Form 1
Volatile Organics

Client	: Tetra Tech GEO	Lab Number	: L1421110
Project Name	: LOCKHEED-NORTH PLAINFIELD	Project Number	: 117-0507.600.02
Lab ID	: L1421110-14	Date Collected	: 09/11/14 16:15
Client ID	: MW-506S	Date Received	: 09/12/14
Sample Location	: NORTH PLAINFIELD	Date Analyzed	: 09/20/14 17:36
Sample Matrix	: WATER	Dilution Factor	: 1
Analytical Method	: 1,8260C	Analyst	: PD
Lab File ID	: 0920A06	Instrument ID	: VOA105.I
Sample Amount	: 10 ml	GC Column	: RTX-502.2
Level	: LOW	%Solids	: N/A
Extract Volume (MeOH)	: N/A	Injection Volume	: N/A

		ug/L			
CAS NO.	Parameter	Results	RL	MDL	Qualifier
79-01-6	Trichloroethene	ND	0.50	0.11	U
95-50-1	1,2-Dichlorobenzene	ND	2.5	0.07	U
541-73-1	1,3-Dichlorobenzene	ND	2.5	0.07	U
106-46-7	1,4-Dichlorobenzene	ND	2.5	0.08	U
1634-04-4	Methyl tert butyl ether	ND	1.0	0.15	U
179601-23-1	p/m-Xylene	ND	1.0	0.18	U
95-47-6	o-Xylene	ND	1.0	0.17	U
1330-20-7	Xylene (Total)	ND	1.0	0.17	U
156-59-2	cis-1,2-Dichloroethene	ND	0.50	0.11	U
540-59-0	1,2-Dichloroethene (total)	ND	0.50	0.11	U
100-42-5	Styrene	ND	1.0	0.12	U
75-71-8	Dichlorodifluoromethane	ND	5.0	0.19	U
67-64-1	Acetone	9.9	5.0	1.5	
75-15-0	Carbon disulfide	ND	5.0	0.09	U
78-93-3	2-Butanone	ND	5.0	1.9	U
108-10-1	4-Methyl-2-pentanone	ND	5.0	0.26	U
591-78-6	2-Hexanone	ND	5.0	0.14	U
74-97-5	Bromochloromethane	ND	2.5	0.13	U
106-93-4	1,2-Dibromoethane	ND	2.0	0.10	U
96-12-8	1,2-Dibromo-3-chloropropane	ND	2.5	0.32	U
98-82-8	Isopropylbenzene	ND	0.50	0.11	U
87-61-6	1,2,3-Trichlorobenzene	ND	2.5	0.12	U
120-82-1	1,2,4-Trichlorobenzene	ND	2.5	0.12	U
79-20-9	Methyl Acetate	ND	2.0	0.23	U
110-82-7	Cyclohexane	ND	10	0.27	U
123-91-1	1,4-Dioxane	ND	250	41.	U
108-87-2	Methyl cyclohexane	ND	10	0.40	U

Form 1
Volatile Organics

Client	: Tetra Tech GEO	Lab Number	: L1421110
Project Name	: LOCKHEED-NORTH PLAINFIELD	Project Number	: 117-0507.600.02
Lab ID	: L1421110-14	Date Collected	: 09/11/14 16:15
Client ID	: MW-506S	Date Received	: 09/12/14
Sample Location	: NORTH PLAINFIELD	Date Analyzed	: 09/20/14 17:36
Sample Matrix	: WATER	Dilution Factor	: 1
Analytical Method	: 1,8260C	Analyst	: PD
Lab File ID	: 0920A06	Instrument ID	: VOA105.I
Sample Amount	: 10 ml	GC Column	: RTX-502.2
Level	: LOW	%Solids	: N/A
Extract Volume (MeOH)	: N/A	Injection Volume	: N/A

		ug/L			
CAS NO.	**Parameter**	**Results**	**RL**	**MDL**	**Qualifier**
76-13-1	1,1,2-Trichloro-1,2,2-Trifluoroethane	ND	2.5	0.15	U

Tentatively Identified Compounds
Volatile Organics

Client	: Tetra Tech GEO	Lab Number	: L1421110
Project Name	: LOCKHEED-NORTH PLAINFIELD	Project Number	: 117-0507.600.02
Lab ID	: L1421110-14	Date Collected	: 09/11/14 16:15
Client ID	: MW-506S	Date Received	: 09/12/14
Sample Location	: NORTH PLAINFIELD	Date Analyzed	: 09/20/14 17:36
Sample Matrix	: WATER	Dilution Factor	: 1
Analytical Method	: 1,8260C	Analyst	: PD
Lab File ID	: 0920A06	Instrument ID	: VOA105.I
Sample Amount	: 10 ml	GC Column	: RTX-502.2
Level	: LOW	%Solids	: N/A
Extract Volume (MeOH)	: N/A	Injection Volume	: N/A

Number TICS found: 2 **Concentration Units: ug/L**

CAS Number	Compound Name	RT	EST. CONC.	Qualifier
	Unknown	7.59	1.9	J
	Total TIC Compounds		1.9J	J

Form 1
Volatile Organics

Client	: Tetra Tech GEO	Lab Number	: L1421110
Project Name	: LOCKHEED-NORTH PLAINFIELD	Project Number	: 117-0507.600.02
Lab ID	: L1421110-15	Date Collected	: 09/11/14 09:30
Client ID	: MW-506I	Date Received	: 09/12/14
Sample Location	: NORTH PLAINFIELD	Date Analyzed	: 09/19/14 14:34
Sample Matrix	: WATER	Dilution Factor	: 1
Analytical Method	: 1,8260C	Analyst	: PD
Lab File ID	: 0919A13	Instrument ID	: VOA105.I
Sample Amount	: 10 ml	GC Column	: RTX-502.2
Level	: LOW	%Solids	: N/A
Extract Volume (MeOH)	: N/A	Injection Volume	: N/A

		ug/L			
CAS NO.	Parameter	Results	RL	MDL	Qualifier
75-09-2	Methylene chloride	ND	2.5	0.27	U
75-34-3	1,1-Dichloroethane	ND	0.75	0.21	U
67-66-3	Chloroform	1.0	0.75	0.16	
56-23-5	Carbon tetrachloride	ND	0.50	0.10	U
78-87-5	1,2-Dichloropropane	ND	1.0	0.11	U
124-48-1	Dibromochloromethane	ND	0.50	0.15	U
79-00-5	1,1,2-Trichloroethane	ND	0.75	0.09	U
127-18-4	Tetrachloroethene	0.50	0.50	0.09	
108-90-7	Chlorobenzene	ND	0.50	0.07	U
75-69-4	Trichlorofluoromethane	ND	2.5	0.10	U
107-06-2	1,2-Dichloroethane	ND	0.50	0.11	U
71-55-6	1,1,1-Trichloroethane	ND	0.50	0.10	U
75-27-4	Bromodichloromethane	ND	0.50	0.19	U
10061-02-6	trans-1,3-Dichloropropene	ND	0.50	0.15	U
10061-01-5	cis-1,3-Dichloropropene	ND	0.50	0.14	U
542-75-6	1,3-Dichloropropene, Total	ND	0.50	0.14	U
75-25-2	Bromoform	ND	2.0	0.25	U
79-34-5	1,1,2,2-Tetrachloroethane	ND	0.50	0.09	U
71-43-2	Benzene	ND	0.50	0.09	U
108-88-3	Toluene	ND	0.75	0.16	U
100-41-4	Ethylbenzene	ND	0.50	0.10	U
74-87-3	Chloromethane	ND	2.5	0.09	U
74-83-9	Bromomethane	ND	1.0	0.26	U
75-01-4	Vinyl chloride	ND	1.0	0.09	U
75-00-3	Chloroethane	ND	1.0	0.13	U
75-35-4	1,1-Dichloroethene	ND	0.50	0.09	U
156-60-5	trans-1,2-Dichloroethene	ND	0.75	0.16	U

Form 1
Volatile Organics

Client	: Tetra Tech GEO	Lab Number	: L1421110
Project Name	: LOCKHEED-NORTH PLAINFIELD	Project Number	: 117-0507.600.02
Lab ID	: L1421110-15	Date Collected	: 09/11/14 09:30
Client ID	: MW-506I	Date Received	: 09/12/14
Sample Location	: NORTH PLAINFIELD	Date Analyzed	: 09/19/14 14:34
Sample Matrix	: WATER	Dilution Factor	: 1
Analytical Method	: 1,8260C	Analyst	: PD
Lab File ID	: 0919A13	Instrument ID	: VOA105.I
Sample Amount	: 10 ml	GC Column	: RTX-502.2
Level	: LOW	%Solids	: N/A
Extract Volume (MeOH)	: N/A	Injection Volume	: N/A

		ug/L			
CAS NO.	Parameter	Results	RL	MDL	Qualifier
79-01-6	Trichloroethene	0.86	0.50	0.11	
95-50-1	1,2-Dichlorobenzene	ND	2.5	0.07	U
541-73-1	1,3-Dichlorobenzene	ND	2.5	0.07	U
106-46-7	1,4-Dichlorobenzene	ND	2.5	0.08	U
1634-04-4	Methyl tert butyl ether	ND	1.0	0.15	U
179601-23-1	p/m-Xylene	ND	1.0	0.18	U
95-47-6	o-Xylene	ND	1.0	0.17	U
1330-20-7	Xylene (Total)	ND	1.0	0.17	U
156-59-2	cis-1,2-Dichloroethene	ND	0.50	0.11	U
540-59-0	1,2-Dichloroethene (total)	ND	0.50	0.11	U
100-42-5	Styrene	ND	1.0	0.12	U
75-71-8	Dichlorodifluoromethane	ND	5.0	0.19	U
67-64-1	Acetone	8.5	5.0	1.5	
75-15-0	Carbon disulfide	ND	5.0	0.09	U
78-93-3	2-Butanone	ND	5.0	1.9	U
108-10-1	4-Methyl-2-pentanone	ND	5.0	0.26	U
591-78-6	2-Hexanone	ND	5.0	0.14	U
74-97-5	Bromochloromethane	ND	2.5	0.13	U
106-93-4	1,2-Dibromoethane	ND	2.0	0.10	U
96-12-8	1,2-Dibromo-3-chloropropane	ND	2.5	0.32	U
98-82-8	Isopropylbenzene	ND	0.50	0.11	U
87-61-6	1,2,3-Trichlorobenzene	ND	2.5	0.12	U
120-82-1	1,2,4-Trichlorobenzene	ND	2.5	0.12	U
79-20-9	Methyl Acetate	ND	2.0	0.23	U
110-82-7	Cyclohexane	ND	10	0.27	U
123-91-1	1,4-Dioxane	ND	250	41.	U
108-87-2	Methyl cyclohexane	ND	10	0.40	U

Form 1
Volatile Organics

Client	: Tetra Tech GEO	Lab Number	: L1421110
Project Name	: LOCKHEED-NORTH PLAINFIELD	Project Number	: 117-0507.600.02
Lab ID	: L1421110-15	Date Collected	: 09/11/14 09:30
Client ID	: MW-506I	Date Received	: 09/12/14
Sample Location	: NORTH PLAINFIELD	Date Analyzed	: 09/19/14 14:34
Sample Matrix	: WATER	Dilution Factor	: 1
Analytical Method	: 1,8260C	Analyst	: PD
Lab File ID	: 0919A13	Instrument ID	: VOA105.I
Sample Amount	: 10 ml	GC Column	: RTX-502.2
Level	: LOW	%Solids	: N/A
Extract Volume (MeOH)	: N/A	Injection Volume	: N/A

		ug/L			
CAS NO.	**Parameter**	**Results**	**RL**	**MDL**	**Qualifier**
76-13-1	1,1,2-Trichloro-1,2,2-Trifluoroethane	0.44	2.5	0.15	J

Tentatively Identified Compounds
Volatile Organics

Client	: Tetra Tech GEO	Lab Number	: L1421110
Project Name	: LOCKHEED-NORTH PLAINFIELD	Project Number	: 117-0507.600.02
Lab ID	: L1421110-15	Date Collected	: 09/11/14 09:30
Client ID	: MW-506I	Date Received	: 09/12/14
Sample Location	: NORTH PLAINFIELD	Date Analyzed	: 09/19/14 14:34
Sample Matrix	: WATER	Dilution Factor	: 1
Analytical Method	: 1,8260C	Analyst	: PD
Lab File ID	: 0919A13	Instrument ID	: VOA105.I
Sample Amount	: 10 ml	GC Column	: RTX-502.2
Level	: LOW	%Solids	: N/A
Extract Volume (MeOH)	: N/A	Injection Volume	: N/A

Number TICS found: 0 **Concentration Units: ug/L**

CAS Number	Compound Name	RT	EST. CONC.	Qualifier
	NO TENTATIVELY IDENTIFIED COMPOUNDS			

Form 1
Volatile Organics

Client	: Tetra Tech GEO	Lab Number	: L1421110
Project Name	: LOCKHEED-NORTH PLAINFIELD	Project Number	: 117-0507.600.02
Lab ID	: L1421110-16	Date Collected	: 09/11/14 09:40
Client ID	: MW-507S	Date Received	: 09/12/14
Sample Location	: NORTH PLAINFIELD	Date Analyzed	: 09/18/14 18:03
Sample Matrix	: WATER	Dilution Factor	: 1
Analytical Method	: 1,8260C	Analyst	: PD
Lab File ID	: 0918A15	Instrument ID	: VOA108.I
Sample Amount	: 10 ml	GC Column	: RTX-502.2
Level	: LOW	%Solids	: N/A
Extract Volume (MeOH)	: N/A	Injection Volume	: N/A

		ug/L			
CAS NO.	Parameter	Results	RL	MDL	Qualifier
75-09-2	Methylene chloride	ND	2.5	0.27	U
75-34-3	1,1-Dichloroethane	ND	0.75	0.21	U
67-66-3	Chloroform	1.3	0.75	0.16	
56-23-5	Carbon tetrachloride	ND	0.50	0.10	U
78-87-5	1,2-Dichloropropane	ND	1.0	0.11	U
124-48-1	Dibromochloromethane	ND	0.50	0.15	U
79-00-5	1,1,2-Trichloroethane	ND	0.75	0.09	U
127-18-4	Tetrachloroethene	0.22	0.50	0.09	J
108-90-7	Chlorobenzene	ND	0.50	0.07	U
75-69-4	Trichlorofluoromethane	ND	2.5	0.10	U
107-06-2	1,2-Dichloroethane	ND	0.50	0.11	U
71-55-6	1,1,1-Trichloroethane	ND	0.50	0.10	U
75-27-4	Bromodichloromethane	ND	0.50	0.19	U
10061-02-6	trans-1,3-Dichloropropene	ND	0.50	0.15	U
10061-01-5	cis-1,3-Dichloropropene	ND	0.50	0.14	U
542-75-6	1,3-Dichloropropene, Total	ND	0.50	0.14	U
75-25-2	Bromoform	ND	2.0	0.25	U
79-34-5	1,1,2,2-Tetrachloroethane	ND	0.50	0.09	U
71-43-2	Benzene	ND	0.50	0.09	U
108-88-3	Toluene	ND	0.75	0.16	U
100-41-4	Ethylbenzene	ND	0.50	0.10	U
74-87-3	Chloromethane	ND	2.5	0.09	U
74-83-9	Bromomethane	ND	1.0	0.26	U
75-01-4	Vinyl chloride	ND	1.0	0.09	U
75-00-3	Chloroethane	ND	1.0	0.13	U
75-35-4	1,1-Dichloroethene	ND	0.50	0.09	U
156-60-5	trans-1,2-Dichloroethene	ND	0.75	0.16	U

Form 1
Volatile Organics

Client	: Tetra Tech GEO	Lab Number	: L1421110
Project Name	: LOCKHEED-NORTH PLAINFIELD	Project Number	: 117-0507.600.02
Lab ID	: L1421110-16	Date Collected	: 09/11/14 09:40
Client ID	: MW-507S	Date Received	: 09/12/14
Sample Location	: NORTH PLAINFIELD	Date Analyzed	: 09/18/14 18:03
Sample Matrix	: WATER	Dilution Factor	: 1
Analytical Method	: 1,8260C	Analyst	: PD
Lab File ID	: 0918A15	Instrument ID	: VOA108.I
Sample Amount	: 10 ml	GC Column	: RTX-502.2
Level	: LOW	%Solids	: N/A
Extract Volume (MeOH)	: N/A	Injection Volume	: N/A

		ug/L			
CAS NO.	Parameter	Results	RL	MDL	Qualifier
79-01-6	Trichloroethene	1.3	0.50	0.11	
95-50-1	1,2-Dichlorobenzene	ND	2.5	0.07	U
541-73-1	1,3-Dichlorobenzene	ND	2.5	0.07	U
106-46-7	1,4-Dichlorobenzene	ND	2.5	0.08	U
1634-04-4	Methyl tert butyl ether	ND	1.0	0.15	U
179601-23-1	p/m-Xylene	ND	1.0	0.18	U
95-47-6	o-Xylene	ND	1.0	0.17	U
1330-20-7	Xylene (Total)	ND	1.0	0.17	U
156-59-2	cis-1,2-Dichloroethene	ND	0.50	0.11	U
540-59-0	1,2-Dichloroethene (total)	ND	0.50	0.11	U
100-42-5	Styrene	ND	1.0	0.12	U
75-71-8	Dichlorodifluoromethane	ND	5.0	0.19	U
67-64-1	Acetone	6.2	5.0	1.5	
75-15-0	Carbon disulfide	ND	5.0	0.09	U
78-93-3	2-Butanone	ND	5.0	1.9	U
108-10-1	4-Methyl-2-pentanone	ND	5.0	0.26	U
591-78-6	2-Hexanone	ND	5.0	0.14	U
74-97-5	Bromochloromethane	ND	2.5	0.13	U
106-93-4	1,2-Dibromoethane	ND	2.0	0.10	U
96-12-8	1,2-Dibromo-3-chloropropane	ND	2.5	0.32	U
98-82-8	Isopropylbenzene	ND	0.50	0.11	U
87-61-6	1,2,3-Trichlorobenzene	ND	2.5	0.12	U
120-82-1	1,2,4-Trichlorobenzene	ND	2.5	0.12	U
79-20-9	Methyl Acetate	ND	2.0	0.23	U
110-82-7	Cyclohexane	ND	10	0.27	U
123-91-1	1,4-Dioxane	ND	250	41.	U
108-87-2	Methyl cyclohexane	ND	10	0.40	U

Form 1
Volatile Organics

Client	: Tetra Tech GEO	Lab Number	: L1421110
Project Name	: LOCKHEED-NORTH PLAINFIELD	Project Number	: 117-0507.600.02
Lab ID	: L1421110-16	Date Collected	: 09/11/14 09:40
Client ID	: MW-507S	Date Received	: 09/12/14
Sample Location	: NORTH PLAINFIELD	Date Analyzed	: 09/18/14 18:03
Sample Matrix	: WATER	Dilution Factor	: 1
Analytical Method	: 1,8260C	Analyst	: PD
Lab File ID	: 0918A15	Instrument ID	: VOA108.I
Sample Amount	: 10 ml	GC Column	: RTX-502.2
Level	: LOW	%Solids	: N/A
Extract Volume (MeOH)	: N/A	Injection Volume	: N/A

		ug/L			
CAS NO.	**Parameter**	**Results**	**RL**	**MDL**	**Qualifier**
76-13-1	1,1,2-Trichloro-1,2,2-Trifluoroethane	ND	2.5	0.15	U

Tentatively Identified Compounds
Volatile Organics

Client	: Tetra Tech GEO	Lab Number	: L1421110
Project Name	: LOCKHEED-NORTH PLAINFIELD	Project Number	: 117-0507.600.02
Lab ID	: L1421110-16	Date Collected	: 09/11/14 09:40
Client ID	: MW-507S	Date Received	: 09/12/14
Sample Location	: NORTH PLAINFIELD	Date Analyzed	: 09/18/14 18:03
Sample Matrix	: WATER	Dilution Factor	: 1
Analytical Method	: 1,8260C	Analyst	: PD
Lab File ID	: 0918A15	Instrument ID	: VOA108.I
Sample Amount	: 10 ml	GC Column	: RTX-502.2
Level	: LOW	%Solids	: N/A
Extract Volume (MeOH)	: N/A	Injection Volume	: N/A

Number TICS found: 0 **Concentration Units: ug/L**

CAS Number	Compound Name	RT	EST. CONC.	Qualifier
	NO TENTATIVELY IDENTIFIED COMPOUNDS			

Form 1
Volatile Organics

Client	: Tetra Tech GEO	Lab Number	: L1421110
Project Name	: LOCKHEED-NORTH PLAINFIELD	Project Number	: 117-0507.600.02
Lab ID	: L1421110-17	Date Collected	: 09/11/14 09:45
Client ID	: MW-507I	Date Received	: 09/12/14
Sample Location	: NORTH PLAINFIELD	Date Analyzed	: 09/18/14 18:31
Sample Matrix	: WATER	Dilution Factor	: 1
Analytical Method	: 1,8260C	Analyst	: PD
Lab File ID	: 0918A16	Instrument ID	: VOA108.I
Sample Amount	: 10 ml	GC Column	: RTX-502.2
Level	: LOW	%Solids	: N/A
Extract Volume (MeOH)	: N/A	Injection Volume	: N/A

		ug/L			
CAS NO.	Parameter	Results	RL	MDL	Qualifier
75-09-2	Methylene chloride	ND	2.5	0.27	U
75-34-3	1,1-Dichloroethane	ND	0.75	0.21	U
67-66-3	Chloroform	1.4	0.75	0.16	
56-23-5	Carbon tetrachloride	ND	0.50	0.10	U
78-87-5	1,2-Dichloropropane	ND	1.0	0.11	U
124-48-1	Dibromochloromethane	ND	0.50	0.15	U
79-00-5	1,1,2-Trichloroethane	ND	0.75	0.09	U
127-18-4	Tetrachloroethene	0.48	0.50	0.09	J
108-90-7	Chlorobenzene	ND	0.50	0.07	U
75-69-4	Trichlorofluoromethane	ND	2.5	0.10	U
107-06-2	1,2-Dichloroethane	ND	0.50	0.11	U
71-55-6	1,1,1-Trichloroethane	ND	0.50	0.10	U
75-27-4	Bromodichloromethane	ND	0.50	0.19	U
10061-02-6	trans-1,3-Dichloropropene	ND	0.50	0.15	U
10061-01-5	cis-1,3-Dichloropropene	ND	0.50	0.14	U
542-75-6	1,3-Dichloropropene, Total	ND	0.50	0.14	U
75-25-2	Bromoform	ND	2.0	0.25	U
79-34-5	1,1,2,2-Tetrachloroethane	ND	0.50	0.09	U
71-43-2	Benzene	ND	0.50	0.09	U
108-88-3	Toluene	ND	0.75	0.16	U
100-41-4	Ethylbenzene	ND	0.50	0.10	U
74-87-3	Chloromethane	ND	2.5	0.09	U
74-83-9	Bromomethane	ND	1.0	0.26	U
75-01-4	Vinyl chloride	ND	1.0	0.09	U
75-00-3	Chloroethane	ND	1.0	0.13	U
75-35-4	1,1-Dichloroethene	ND	0.50	0.09	U
156-60-5	trans-1,2-Dichloroethene	ND	0.75	0.16	U

Form 1
Volatile Organics

Client	: Tetra Tech GEO	Lab Number	: L1421110
Project Name	: LOCKHEED-NORTH PLAINFIELD	Project Number	: 117-0507.600.02
Lab ID	: L1421110-17	Date Collected	: 09/11/14 09:45
Client ID	: MW-507I	Date Received	: 09/12/14
Sample Location	: NORTH PLAINFIELD	Date Analyzed	: 09/18/14 18:31
Sample Matrix	: WATER	Dilution Factor	: 1
Analytical Method	: 1,8260C	Analyst	: PD
Lab File ID	: 0918A16	Instrument ID	: VOA108.I
Sample Amount	: 10 ml	GC Column	: RTX-502.2
Level	: LOW	%Solids	: N/A
Extract Volume (MeOH)	: N/A	Injection Volume	: N/A

		ug/L			
CAS NO.	Parameter	Results	RL	MDL	Qualifier
79-01-6	Trichloroethene	1.3	0.50	0.11	
95-50-1	1,2-Dichlorobenzene	ND	2.5	0.07	U
541-73-1	1,3-Dichlorobenzene	ND	2.5	0.07	U
106-46-7	1,4-Dichlorobenzene	ND	2.5	0.08	U
1634-04-4	Methyl tert butyl ether	ND	1.0	0.15	U
179601-23-1	p/m-Xylene	ND	1.0	0.18	U
95-47-6	o-Xylene	ND	1.0	0.17	U
1330-20-7	Xylene (Total)	ND	1.0	0.17	U
156-59-2	cis-1,2-Dichloroethene	0.17	0.50	0.11	J
540-59-0	1,2-Dichloroethene (total)	0.17	0.50	0.11	J
100-42-5	Styrene	ND	1.0	0.12	U
75-71-8	Dichlorodifluoromethane	ND	5.0	0.19	U
67-64-1	Acetone	6.0	5.0	1.5	
75-15-0	Carbon disulfide	ND	5.0	0.09	U
78-93-3	2-Butanone	ND	5.0	1.9	U
108-10-1	4-Methyl-2-pentanone	ND	5.0	0.26	U
591-78-6	2-Hexanone	ND	5.0	0.14	U
74-97-5	Bromochloromethane	ND	2.5	0.13	U
106-93-4	1,2-Dibromoethane	ND	2.0	0.10	U
96-12-8	1,2-Dibromo-3-chloropropane	ND	2.5	0.32	U
98-82-8	Isopropylbenzene	ND	0.50	0.11	U
87-61-6	1,2,3-Trichlorobenzene	ND	2.5	0.12	U
120-82-1	1,2,4-Trichlorobenzene	ND	2.5	0.12	U
79-20-9	Methyl Acetate	ND	2.0	0.23	U
110-82-7	Cyclohexane	ND	10	0.27	U
123-91-1	1,4-Dioxane	ND	250	41.	U
108-87-2	Methyl cyclohexane	ND	10	0.40	U

Form 1
Volatile Organics

Client	: Tetra Tech GEO	Lab Number	: L1421110
Project Name	: LOCKHEED-NORTH PLAINFIELD	Project Number	: 117-0507.600.02
Lab ID	: L1421110-17	Date Collected	: 09/11/14 09:45
Client ID	: MW-507I	Date Received	: 09/12/14
Sample Location	: NORTH PLAINFIELD	Date Analyzed	: 09/18/14 18:31
Sample Matrix	: WATER	Dilution Factor	: 1
Analytical Method	: 1,8260C	Analyst	: PD
Lab File ID	: 0918A16	Instrument ID	: VOA108.I
Sample Amount	: 10 ml	GC Column	: RTX-502.2
Level	: LOW	%Solids	: N/A
Extract Volume (MeOH)	: N/A	Injection Volume	: N/A

		ug/L			
CAS NO.	**Parameter**	**Results**	**RL**	**MDL**	**Qualifier**
76-13-1	1,1,2-Trichloro-1,2,2-Trifluoroethane	0.42	2.5	0.15	J

Tentatively Identified Compounds
Volatile Organics

Client	: Tetra Tech GEO	Lab Number	: L1421110
Project Name	: LOCKHEED-NORTH PLAINFIELD	Project Number	: 117-0507.600.02
Lab ID	: L1421110-17	Date Collected	: 09/11/14 09:45
Client ID	: MW-507I	Date Received	: 09/12/14
Sample Location	: NORTH PLAINFIELD	Date Analyzed	: 09/18/14 18:31
Sample Matrix	: WATER	Dilution Factor	: 1
Analytical Method	: 1,8260C	Analyst	: PD
Lab File ID	: 0918A16	Instrument ID	: VOA108.I
Sample Amount	: 10 ml	GC Column	: RTX-502.2
Level	: LOW	%Solids	: N/A
Extract Volume (MeOH)	: N/A	Injection Volume	: N/A

Number TICS found: 0 **Concentration Units: ug/L**

CAS Number	Compound Name	RT	EST. CONC.	Qualifier
	NO TENTATIVELY IDENTIFIED COMPOUNDS			

Form 1
Volatile Organics

Client	: Tetra Tech GEO	Lab Number	: L1421110
Project Name	: LOCKHEED-NORTH PLAINFIELD	Project Number	: 117-0507.600.02
Lab ID	: L1421110-18	Date Collected	: 09/11/14 09:55
Client ID	: MW-508S	Date Received	: 09/12/14
Sample Location	: NORTH PLAINFIELD	Date Analyzed	: 09/18/14 18:59
Sample Matrix	: WATER	Dilution Factor	: 1
Analytical Method	: 1,8260C	Analyst	: PD
Lab File ID	: 0918A17	Instrument ID	: VOA108.I
Sample Amount	: 10 ml	GC Column	: RTX-502.2
Level	: LOW	%Solids	: N/A
Extract Volume (MeOH)	: N/A	Injection Volume	: N/A

		ug/L			
CAS NO.	Parameter	Results	RL	MDL	Qualifier
75-09-2	Methylene chloride	ND	2.5	0.27	U
75-34-3	1,1-Dichloroethane	ND	0.75	0.21	U
67-66-3	Chloroform	2.6	0.75	0.16	
56-23-5	Carbon tetrachloride	ND	0.50	0.10	U
78-87-5	1,2-Dichloropropane	ND	1.0	0.11	U
124-48-1	Dibromochloromethane	ND	0.50	0.15	U
79-00-5	1,1,2-Trichloroethane	ND	0.75	0.09	U
127-18-4	Tetrachloroethene	0.26	0.50	0.09	J
108-90-7	Chlorobenzene	ND	0.50	0.07	U
75-69-4	Trichlorofluoromethane	ND	2.5	0.10	U
107-06-2	1,2-Dichloroethane	ND	0.50	0.11	U
71-55-6	1,1,1-Trichloroethane	ND	0.50	0.10	U
75-27-4	Bromodichloromethane	ND	0.50	0.19	U
10061-02-6	trans-1,3-Dichloropropene	ND	0.50	0.15	U
10061-01-5	cis-1,3-Dichloropropene	ND	0.50	0.14	U
542-75-6	1,3-Dichloropropene, Total	ND	0.50	0.14	U
75-25-2	Bromoform	ND	2.0	0.25	U
79-34-5	1,1,2,2-Tetrachloroethane	ND	0.50	0.09	U
71-43-2	Benzene	ND	0.50	0.09	U
108-88-3	Toluene	ND	0.75	0.16	U
100-41-4	Ethylbenzene	ND	0.50	0.10	U
74-87-3	Chloromethane	ND	2.5	0.09	U
74-83-9	Bromomethane	ND	1.0	0.26	U
75-01-4	Vinyl chloride	ND	1.0	0.09	U
75-00-3	Chloroethane	ND	1.0	0.13	U
75-35-4	1,1-Dichloroethene	ND	0.50	0.09	U
156-60-5	trans-1,2-Dichloroethene	ND	0.75	0.16	U

Form 1
Volatile Organics

Client	: Tetra Tech GEO	Lab Number	: L1421110
Project Name	: LOCKHEED-NORTH PLAINFIELD	Project Number	: 117-0507.600.02
Lab ID	: L1421110-18	Date Collected	: 09/11/14 09:55
Client ID	: MW-508S	Date Received	: 09/12/14
Sample Location	: NORTH PLAINFIELD	Date Analyzed	: 09/18/14 18:59
Sample Matrix	: WATER	Dilution Factor	: 1
Analytical Method	: 1,8260C	Analyst	: PD
Lab File ID	: 0918A17	Instrument ID	: VOA108.I
Sample Amount	: 10 ml	GC Column	: RTX-502.2
Level	: LOW	%Solids	: N/A
Extract Volume (MeOH)	: N/A	Injection Volume	: N/A

		ug/L			
CAS NO.	**Parameter**	**Results**	**RL**	**MDL**	**Qualifier**
79-01-6	Trichloroethene	1.9	0.50	0.11	
95-50-1	1,2-Dichlorobenzene	ND	2.5	0.07	U
541-73-1	1,3-Dichlorobenzene	ND	2.5	0.07	U
106-46-7	1,4-Dichlorobenzene	ND	2.5	0.08	U
1634-04-4	Methyl tert butyl ether	ND	1.0	0.15	U
179601-23-1	p/m-Xylene	ND	1.0	0.18	U
95-47-6	o-Xylene	ND	1.0	0.17	U
1330-20-7	Xylene (Total)	ND	1.0	0.17	U
156-59-2	cis-1,2-Dichloroethene	ND	0.50	0.11	U
540-59-0	1,2-Dichloroethene (total)	ND	0.50	0.11	U
100-42-5	Styrene	ND	1.0	0.12	U
75-71-8	Dichlorodifluoromethane	ND	5.0	0.19	U
67-64-1	Acetone	8.1	5.0	1.5	
75-15-0	Carbon disulfide	ND	5.0	0.09	U
78-93-3	2-Butanone	ND	5.0	1.9	U
108-10-1	4-Methyl-2-pentanone	ND	5.0	0.26	U
591-78-6	2-Hexanone	ND	5.0	0.14	U
74-97-5	Bromochloromethane	ND	2.5	0.13	U
106-93-4	1,2-Dibromoethane	ND	2.0	0.10	U
96-12-8	1,2-Dibromo-3-chloropropane	ND	2.5	0.32	U
98-82-8	Isopropylbenzene	ND	0.50	0.11	U
87-61-6	1,2,3-Trichlorobenzene	ND	2.5	0.12	U
120-82-1	1,2,4-Trichlorobenzene	ND	2.5	0.12	U
79-20-9	Methyl Acetate	ND	2.0	0.23	U
110-82-7	Cyclohexane	ND	10	0.27	U
123-91-1	1,4-Dioxane	ND	250	41.	U
108-87-2	Methyl cyclohexane	ND	10	0.40	U

Form 1
Volatile Organics

Client	: Tetra Tech GEO	Lab Number	: L1421110
Project Name	: LOCKHEED-NORTH PLAINFIELD	Project Number	: 117-0507.600.02
Lab ID	: L1421110-18	Date Collected	: 09/11/14 09:55
Client ID	: MW-508S	Date Received	: 09/12/14
Sample Location	: NORTH PLAINFIELD	Date Analyzed	: 09/18/14 18:59
Sample Matrix	: WATER	Dilution Factor	: 1
Analytical Method	: 1,8260C	Analyst	: PD
Lab File ID	: 0918A17	Instrument ID	: VOA108.I
Sample Amount	: 10 ml	GC Column	: RTX-502.2
Level	: LOW	%Solids	: N/A
Extract Volume (MeOH)	: N/A	Injection Volume	: N/A

		ug/L			
CAS NO.	**Parameter**	**Results**	**RL**	**MDL**	**Qualifier**
76-13-1	1,1,2-Trichloro-1,2,2-Trifluoroethane	0.43	2.5	0.15	J

Tentatively Identified Compounds
Volatile Organics

Client	: Tetra Tech GEO	Lab Number	: L1421110
Project Name	: LOCKHEED-NORTH PLAINFIELD	Project Number	: 117-0507.600.02
Lab ID	: L1421110-18	Date Collected	: 09/11/14 09:55
Client ID	: MW-508S	Date Received	: 09/12/14
Sample Location	: NORTH PLAINFIELD	Date Analyzed	: 09/18/14 18:59
Sample Matrix	: WATER	Dilution Factor	: 1
Analytical Method	: 1,8260C	Analyst	: PD
Lab File ID	: 0918A17	Instrument ID	: VOA108.I
Sample Amount	: 10 ml	GC Column	: RTX-502.2
Level	: LOW	%Solids	: N/A
Extract Volume (MeOH)	: N/A	Injection Volume	: N/A

Number TICS found: 0 **Concentration Units: ug/L**

CAS Number	Compound Name	RT	EST. CONC.	Qualifier
	NO TENTATIVELY IDENTIFIED COMPOUNDS			

Form 1
Volatile Organics

Client	: Tetra Tech GEO	Lab Number	: L1421110
Project Name	: LOCKHEED-NORTH PLAINFIELD	Project Number	: 117-0507.600.02
Lab ID	: L1421110-19	Date Collected	: 09/11/14 10:00
Client ID	: MW-508D	Date Received	: 09/12/14
Sample Location	: NORTH PLAINFIELD	Date Analyzed	: 09/19/14 15:02
Sample Matrix	: WATER	Dilution Factor	: 1
Analytical Method	: 1,8260C	Analyst	: PD
Lab File ID	: 0919A14	Instrument ID	: VOA105.I
Sample Amount	: 10 ml	GC Column	: RTX-502.2
Level	: LOW	%Solids	: N/A
Extract Volume (MeOH)	: N/A	Injection Volume	: N/A

		ug/L			
CAS NO.	Parameter	Results	RL	MDL	Qualifier
75-09-2	Methylene chloride	ND	2.5	0.27	U
75-34-3	1,1-Dichloroethane	ND	0.75	0.21	U
67-66-3	Chloroform	ND	0.75	0.16	U
56-23-5	Carbon tetrachloride	ND	0.50	0.10	U
78-87-5	1,2-Dichloropropane	ND	1.0	0.11	U
124-48-1	Dibromochloromethane	ND	0.50	0.15	U
79-00-5	1,1,2-Trichloroethane	ND	0.75	0.09	U
127-18-4	Tetrachloroethene	ND	0.50	0.09	U
108-90-7	Chlorobenzene	ND	0.50	0.07	U
75-69-4	Trichlorofluoromethane	ND	2.5	0.10	U
107-06-2	1,2-Dichloroethane	ND	0.50	0.11	U
71-55-6	1,1,1-Trichloroethane	ND	0.50	0.10	U
75-27-4	Bromodichloromethane	ND	0.50	0.19	U
10061-02-6	trans-1,3-Dichloropropene	ND	0.50	0.15	U
10061-01-5	cis-1,3-Dichloropropene	ND	0.50	0.14	U
542-75-6	1,3-Dichloropropene, Total	ND	0.50	0.14	U
75-25-2	Bromoform	ND	2.0	0.25	U
79-34-5	1,1,2,2-Tetrachloroethane	ND	0.50	0.09	U
71-43-2	Benzene	ND	0.50	0.09	U
108-88-3	Toluene	ND	0.75	0.16	U
100-41-4	Ethylbenzene	ND	0.50	0.10	U
74-87-3	Chloromethane	ND	2.5	0.09	U
74-83-9	Bromomethane	ND	1.0	0.26	U
75-01-4	Vinyl chloride	1.3	1.0	0.09	
75-00-3	Chloroethane	ND	1.0	0.13	U
75-35-4	1,1-Dichloroethene	ND	0.50	0.09	U
156-60-5	trans-1,2-Dichloroethene	ND	0.75	0.16	U

Form 1
Volatile Organics

Client	: Tetra Tech GEO	Lab Number	: L1421110
Project Name	: LOCKHEED-NORTH PLAINFIELD	Project Number	: 117-0507.600.02
Lab ID	: L1421110-19	Date Collected	: 09/11/14 10:00
Client ID	: MW-508D	Date Received	: 09/12/14
Sample Location	: NORTH PLAINFIELD	Date Analyzed	: 09/19/14 15:02
Sample Matrix	: WATER	Dilution Factor	: 1
Analytical Method	: 1,8260C	Analyst	: PD
Lab File ID	: 0919A14	Instrument ID	: VOA105.I
Sample Amount	: 10 ml	GC Column	: RTX-502.2
Level	: LOW	%Solids	: N/A
Extract Volume (MeOH)	: N/A	Injection Volume	: N/A

		ug/L			
CAS NO.	**Parameter**	**Results**	**RL**	**MDL**	**Qualifier**
79-01-6	Trichloroethene	2.2	0.50	0.11	
95-50-1	1,2-Dichlorobenzene	ND	2.5	0.07	U
541-73-1	1,3-Dichlorobenzene	ND	2.5	0.07	U
106-46-7	1,4-Dichlorobenzene	ND	2.5	0.08	U
1634-04-4	Methyl tert butyl ether	ND	1.0	0.15	U
179601-23-1	p/m-Xylene	ND	1.0	0.18	U
95-47-6	o-Xylene	ND	1.0	0.17	U
1330-20-7	Xylene (Total)	ND	1.0	0.17	U
156-59-2	cis-1,2-Dichloroethene	1.3	0.50	0.11	
540-59-0	1,2-Dichloroethene (total)	1.3	0.50	0.11	
100-42-5	Styrene	ND	1.0	0.12	U
75-71-8	Dichlorodifluoromethane	ND	5.0	0.19	U
67-64-1	Acetone	8.8	5.0	1.5	
75-15-0	Carbon disulfide	ND	5.0	0.09	U
78-93-3	2-Butanone	ND	5.0	1.9	U
108-10-1	4-Methyl-2-pentanone	ND	5.0	0.26	U
591-78-6	2-Hexanone	ND	5.0	0.14	U
74-97-5	Bromochloromethane	ND	2.5	0.13	U
106-93-4	1,2-Dibromoethane	ND	2.0	0.10	U
96-12-8	1,2-Dibromo-3-chloropropane	ND	2.5	0.32	U
98-82-8	Isopropylbenzene	ND	0.50	0.11	U
87-61-6	1,2,3-Trichlorobenzene	ND	2.5	0.12	U
120-82-1	1,2,4-Trichlorobenzene	ND	2.5	0.12	U
79-20-9	Methyl Acetate	ND	2.0	0.23	U
110-82-7	Cyclohexane	ND	10	0.27	U
123-91-1	1,4-Dioxane	ND	250	41.	U
108-87-2	Methyl cyclohexane	ND	10	0.40	U

Form 1
Volatile Organics

Client	: Tetra Tech GEO	Lab Number	: L1421110
Project Name	: LOCKHEED-NORTH PLAINFIELD	Project Number	: 117-0507.600.02
Lab ID	: L1421110-19	Date Collected	: 09/11/14 10:00
Client ID	: MW-508D	Date Received	: 09/12/14
Sample Location	: NORTH PLAINFIELD	Date Analyzed	: 09/19/14 15:02
Sample Matrix	: WATER	Dilution Factor	: 1
Analytical Method	: 1,8260C	Analyst	: PD
Lab File ID	: 0919A14	Instrument ID	: VOA105.I
Sample Amount	: 10 ml	GC Column	: RTX-502.2
Level	: LOW	%Solids	: N/A
Extract Volume (MeOH)	: N/A	Injection Volume	: N/A

		ug/L			
CAS NO.	**Parameter**	**Results**	**RL**	**MDL**	**Qualifier**
76-13-1	1,1,2-Trichloro-1,2,2-Trifluoroethane	ND	2.5	0.15	U

Tentatively Identified Compounds
Volatile Organics

Client	: Tetra Tech GEO	Lab Number	: L1421110
Project Name	: LOCKHEED-NORTH PLAINFIELD	Project Number	: 117-0507.600.02
Lab ID	: L1421110-19	Date Collected	: 09/11/14 10:00
Client ID	: MW-508D	Date Received	: 09/12/14
Sample Location	: NORTH PLAINFIELD	Date Analyzed	: 09/19/14 15:02
Sample Matrix	: WATER	Dilution Factor	: 1
Analytical Method	: 1,8260C	Analyst	: PD
Lab File ID	: 0919A14	Instrument ID	: VOA105.I
Sample Amount	: 10 ml	GC Column	: RTX-502.2
Level	: LOW	%Solids	: N/A
Extract Volume (MeOH)	: N/A	Injection Volume	: N/A

Number TICS found: 0 **Concentration Units: ug/L**

CAS Number	Compound Name	RT	EST. CONC.	Qualifier
	NO TENTATIVELY IDENTIFIED COMPOUNDS			

Form 1
Volatile Organics

Client	: Tetra Tech GEO	Lab Number	: L1421110
Project Name	: LOCKHEED-NORTH PLAINFIELD	Project Number	: 117-0507.600.02
Lab ID	: L1421110-20	Date Collected	: 09/11/14 08:10
Client ID	: MW-532S	Date Received	: 09/12/14
Sample Location	: NORTH PLAINFIELD	Date Analyzed	: 09/18/14 19:56
Sample Matrix	: WATER	Dilution Factor	: 1
Analytical Method	: 1,8260C	Analyst	: PD
Lab File ID	: 0918A19	Instrument ID	: VOA108.I
Sample Amount	: 10 ml	GC Column	: RTX-502.2
Level	: LOW	%Solids	: N/A
Extract Volume (MeOH)	: N/A	Injection Volume	: N/A

		ug/L			
CAS NO.	Parameter	Results	RL	MDL	Qualifier
75-09-2	Methylene chloride	ND	2.5	0.27	U
75-34-3	1,1-Dichloroethane	ND	0.75	0.21	U
67-66-3	Chloroform	0.57	0.75	0.16	J
56-23-5	Carbon tetrachloride	ND	0.50	0.10	U
78-87-5	1,2-Dichloropropane	ND	1.0	0.11	U
124-48-1	Dibromochloromethane	ND	0.50	0.15	U
79-00-5	1,1,2-Trichloroethane	ND	0.75	0.09	U
127-18-4	Tetrachloroethene	0.46	0.50	0.09	J
108-90-7	Chlorobenzene	ND	0.50	0.07	U
75-69-4	Trichlorofluoromethane	ND	2.5	0.10	U
107-06-2	1,2-Dichloroethane	ND	0.50	0.11	U
71-55-6	1,1,1-Trichloroethane	ND	0.50	0.10	U
75-27-4	Bromodichloromethane	ND	0.50	0.19	U
10061-02-6	trans-1,3-Dichloropropene	ND	0.50	0.15	U
10061-01-5	cis-1,3-Dichloropropene	ND	0.50	0.14	U
542-75-6	1,3-Dichloropropene, Total	ND	0.50	0.14	U
75-25-2	Bromoform	ND	2.0	0.25	U
79-34-5	1,1,2,2-Tetrachloroethane	ND	0.50	0.09	U
71-43-2	Benzene	ND	0.50	0.09	U
108-88-3	Toluene	ND	0.75	0.16	U
100-41-4	Ethylbenzene	ND	0.50	0.10	U
74-87-3	Chloromethane	ND	2.5	0.09	U
74-83-9	Bromomethane	ND	1.0	0.26	U
75-01-4	Vinyl chloride	ND	1.0	0.09	U
75-00-3	Chloroethane	ND	1.0	0.13	U
75-35-4	1,1-Dichloroethene	ND	0.50	0.09	U
156-60-5	trans-1,2-Dichloroethene	ND	0.75	0.16	U

Form 1
Volatile Organics

Client	: Tetra Tech GEO	Lab Number	: L1421110
Project Name	: LOCKHEED-NORTH PLAINFIELD	Project Number	: 117-0507.600.02
Lab ID	: L1421110-20	Date Collected	: 09/11/14 08:10
Client ID	: MW-532S	Date Received	: 09/12/14
Sample Location	: NORTH PLAINFIELD	Date Analyzed	: 09/18/14 19:56
Sample Matrix	: WATER	Dilution Factor	: 1
Analytical Method	: 1,8260C	Analyst	: PD
Lab File ID	: 0918A19	Instrument ID	: VOA108.I
Sample Amount	: 10 ml	GC Column	: RTX-502.2
Level	: LOW	%Solids	: N/A
Extract Volume (MeOH)	: N/A	Injection Volume	: N/A

		ug/L			
CAS NO.	Parameter	Results	RL	MDL	Qualifier
79-01-6	Trichloroethene	1.7	0.50	0.11	
95-50-1	1,2-Dichlorobenzene	ND	2.5	0.07	U
541-73-1	1,3-Dichlorobenzene	ND	2.5	0.07	U
106-46-7	1,4-Dichlorobenzene	ND	2.5	0.08	U
1634-04-4	Methyl tert butyl ether	ND	1.0	0.15	U
179601-23-1	p/m-Xylene	ND	1.0	0.18	U
95-47-6	o-Xylene	ND	1.0	0.17	U
1330-20-7	Xylene (Total)	ND	1.0	0.17	U
156-59-2	cis-1,2-Dichloroethene	ND	0.50	0.11	U
540-59-0	1,2-Dichloroethene (total)	ND	0.50	0.11	U
100-42-5	Styrene	ND	1.0	0.12	U
75-71-8	Dichlorodifluoromethane	ND	5.0	0.19	U
67-64-1	Acetone	7.2	5.0	1.5	
75-15-0	Carbon disulfide	ND	5.0	0.09	U
78-93-3	2-Butanone	ND	5.0	1.9	U
108-10-1	4-Methyl-2-pentanone	ND	5.0	0.26	U
591-78-6	2-Hexanone	ND	5.0	0.14	U
74-97-5	Bromochloromethane	ND	2.5	0.13	U
106-93-4	1,2-Dibromoethane	ND	2.0	0.10	U
96-12-8	1,2-Dibromo-3-chloropropane	ND	2.5	0.32	U
98-82-8	Isopropylbenzene	ND	0.50	0.11	U
87-61-6	1,2,3-Trichlorobenzene	ND	2.5	0.12	U
120-82-1	1,2,4-Trichlorobenzene	ND	2.5	0.12	U
79-20-9	Methyl Acetate	ND	2.0	0.23	U
110-82-7	Cyclohexane	ND	10	0.27	U
123-91-1	1,4-Dioxane	ND	250	41.	U
108-87-2	Methyl cyclohexane	ND	10	0.40	U

Form 1
Volatile Organics

Client	: Tetra Tech GEO	Lab Number	: L1421110
Project Name	: LOCKHEED-NORTH PLAINFIELD	Project Number	: 117-0507.600.02
Lab ID	: L1421110-20	Date Collected	: 09/11/14 08:10
Client ID	: MW-532S	Date Received	: 09/12/14
Sample Location	: NORTH PLAINFIELD	Date Analyzed	: 09/18/14 19:56
Sample Matrix	: WATER	Dilution Factor	: 1
Analytical Method	: 1,8260C	Analyst	: PD
Lab File ID	: 0918A19	Instrument ID	: VOA108.I
Sample Amount	: 10 ml	GC Column	: RTX-502.2
Level	: LOW	%Solids	: N/A
Extract Volume (MeOH)	: N/A	Injection Volume	: N/A

		ug/L			
CAS NO.	**Parameter**	**Results**	**RL**	**MDL**	**Qualifier**
76-13-1	1,1,2-Trichloro-1,2,2-Trifluoroethane	2.0	2.5	0.15	J

Tentatively Identified Compounds
Volatile Organics

Client	: Tetra Tech GEO	Lab Number	: L1421110
Project Name	: LOCKHEED-NORTH PLAINFIELD	Project Number	: 117-0507.600.02
Lab ID	: L1421110-20	Date Collected	: 09/11/14 08:10
Client ID	: MW-532S	Date Received	: 09/12/14
Sample Location	: NORTH PLAINFIELD	Date Analyzed	: 09/18/14 19:56
Sample Matrix	: WATER	Dilution Factor	: 1
Analytical Method	: 1,8260C	Analyst	: PD
Lab File ID	: 0918A19	Instrument ID	: VOA108.I
Sample Amount	: 10 ml	GC Column	: RTX-502.2
Level	: LOW	%Solids	: N/A
Extract Volume (MeOH)	: N/A	Injection Volume	: N/A

Number TICS found: 0 **Concentration Units: ug/L**

CAS Number	Compound Name	RT	EST. CONC.	Qualifier
	NO TENTATIVELY IDENTIFIED COMPOUNDS			

Form 1
Volatile Organics

Client	: Tetra Tech GEO	Lab Number	: L1421110
Project Name	: LOCKHEED-NORTH PLAINFIELD	Project Number	: 117-0507.600.02
Lab ID	: L1421110-21	Date Collected	: 09/11/14 08:15
Client ID	: MW-532D	Date Received	: 09/12/14
Sample Location	: NORTH PLAINFIELD	Date Analyzed	: 09/18/14 20:25
Sample Matrix	: WATER	Dilution Factor	: 1
Analytical Method	: 1,8260C	Analyst	: PD
Lab File ID	: 0918A20	Instrument ID	: VOA108.I
Sample Amount	: 10 ml	GC Column	: RTX-502.2
Level	: LOW	%Solids	: N/A
Extract Volume (MeOH)	: N/A	Injection Volume	: N/A

		ug/L			
CAS NO.	Parameter	Results	RL	MDL	Qualifier
75-09-2	Methylene chloride	ND	2.5	0.27	U
75-34-3	1,1-Dichloroethane	ND	0.75	0.21	U
67-66-3	Chloroform	0.40	0.75	0.16	J
56-23-5	Carbon tetrachloride	ND	0.50	0.10	U
78-87-5	1,2-Dichloropropane	ND	1.0	0.11	U
124-48-1	Dibromochloromethane	ND	0.50	0.15	U
79-00-5	1,1,2-Trichloroethane	ND	0.75	0.09	U
127-18-4	Tetrachloroethene	1.0	0.50	0.09	
108-90-7	Chlorobenzene	ND	0.50	0.07	U
75-69-4	Trichlorofluoromethane	ND	2.5	0.10	U
107-06-2	1,2-Dichloroethane	ND	0.50	0.11	U
71-55-6	1,1,1-Trichloroethane	ND	0.50	0.10	U
75-27-4	Bromodichloromethane	ND	0.50	0.19	U
10061-02-6	trans-1,3-Dichloropropene	ND	0.50	0.15	U
10061-01-5	cis-1,3-Dichloropropene	ND	0.50	0.14	U
542-75-6	1,3-Dichloropropene, Total	ND	0.50	0.14	U
75-25-2	Bromoform	ND	2.0	0.25	U
79-34-5	1,1,2,2-Tetrachloroethane	ND	0.50	0.09	U
71-43-2	Benzene	ND	0.50	0.09	U
108-88-3	Toluene	ND	0.75	0.16	U
100-41-4	Ethylbenzene	ND	0.50	0.10	U
74-87-3	Chloromethane	ND	2.5	0.09	U
74-83-9	Bromomethane	ND	1.0	0.26	U
75-01-4	Vinyl chloride	ND	1.0	0.09	U
75-00-3	Chloroethane	ND	1.0	0.13	U
75-35-4	1,1-Dichloroethene	ND	0.50	0.09	U
156-60-5	trans-1,2-Dichloroethene	ND	0.75	0.16	U

Form 1
Volatile Organics

Client	: Tetra Tech GEO	Lab Number	: L1421110
Project Name	: LOCKHEED-NORTH PLAINFIELD	Project Number	: 117-0507.600.02
Lab ID	: L1421110-21	Date Collected	: 09/11/14 08:15
Client ID	: MW-532D	Date Received	: 09/12/14
Sample Location	: NORTH PLAINFIELD	Date Analyzed	: 09/18/14 20:25
Sample Matrix	: WATER	Dilution Factor	: 1
Analytical Method	: 1,8260C	Analyst	: PD
Lab File ID	: 0918A20	Instrument ID	: VOA108.I
Sample Amount	: 10 ml	GC Column	: RTX-502.2
Level	: LOW	%Solids	: N/A
Extract Volume (MeOH)	: N/A	Injection Volume	: N/A

		ug/L			
CAS NO.	Parameter	Results	RL	MDL	Qualifier
79-01-6	Trichloroethene	1.9	0.50	0.11	
95-50-1	1,2-Dichlorobenzene	ND	2.5	0.07	U
541-73-1	1,3-Dichlorobenzene	ND	2.5	0.07	U
106-46-7	1,4-Dichlorobenzene	ND	2.5	0.08	U
1634-04-4	Methyl tert butyl ether	ND	1.0	0.15	U
179601-23-1	p/m-Xylene	ND	1.0	0.18	U
95-47-6	o-Xylene	ND	1.0	0.17	U
1330-20-7	Xylene (Total)	ND	1.0	0.17	U
156-59-2	cis-1,2-Dichloroethene	ND	0.50	0.11	U
540-59-0	1,2-Dichloroethene (total)	ND	0.50	0.11	U
100-42-5	Styrene	ND	1.0	0.12	U
75-71-8	Dichlorodifluoromethane	ND	5.0	0.19	U
67-64-1	Acetone	5.6	5.0	1.5	
75-15-0	Carbon disulfide	ND	5.0	0.09	U
78-93-3	2-Butanone	ND	5.0	1.9	U
108-10-1	4-Methyl-2-pentanone	ND	5.0	0.26	U
591-78-6	2-Hexanone	ND	5.0	0.14	U
74-97-5	Bromochloromethane	ND	2.5	0.13	U
106-93-4	1,2-Dibromoethane	ND	2.0	0.10	U
96-12-8	1,2-Dibromo-3-chloropropane	ND	2.5	0.32	U
98-82-8	Isopropylbenzene	ND	0.50	0.11	U
87-61-6	1,2,3-Trichlorobenzene	ND	2.5	0.12	U
120-82-1	1,2,4-Trichlorobenzene	ND	2.5	0.12	U
79-20-9	Methyl Acetate	ND	2.0	0.23	U
110-82-7	Cyclohexane	ND	10	0.27	U
123-91-1	1,4-Dioxane	ND	250	41.	U
108-87-2	Methyl cyclohexane	ND	10	0.40	U

Form 1
Volatile Organics

Client	: Tetra Tech GEO	Lab Number	: L1421110
Project Name	: LOCKHEED-NORTH PLAINFIELD	Project Number	: 117-0507.600.02
Lab ID	: L1421110-21	Date Collected	: 09/11/14 08:15
Client ID	: MW-532D	Date Received	: 09/12/14
Sample Location	: NORTH PLAINFIELD	Date Analyzed	: 09/18/14 20:25
Sample Matrix	: WATER	Dilution Factor	: 1
Analytical Method	: 1,8260C	Analyst	: PD
Lab File ID	: 0918A20	Instrument ID	: VOA108.I
Sample Amount	: 10 ml	GC Column	: RTX-502.2
Level	: LOW	%Solids	: N/A
Extract Volume (MeOH)	: N/A	Injection Volume	: N/A

		ug/L			
CAS NO.	**Parameter**	**Results**	**RL**	**MDL**	**Qualifier**
76-13-1	1,1,2-Trichloro-1,2,2-Trifluoroethane	ND	2.5	0.15	U

Tentatively Identified Compounds
Volatile Organics

Client	: Tetra Tech GEO	Lab Number	: L1421110
Project Name	: LOCKHEED-NORTH PLAINFIELD	Project Number	: 117-0507.600.02
Lab ID	: L1421110-21	Date Collected	: 09/11/14 08:15
Client ID	: MW-532D	Date Received	: 09/12/14
Sample Location	: NORTH PLAINFIELD	Date Analyzed	: 09/18/14 20:25
Sample Matrix	: WATER	Dilution Factor	: 1
Analytical Method	: 1,8260C	Analyst	: PD
Lab File ID	: 0918A20	Instrument ID	: VOA108.I
Sample Amount	: 10 ml	GC Column	: RTX-502.2
Level	: LOW	%Solids	: N/A
Extract Volume (MeOH)	: N/A	Injection Volume	: N/A

Number TICS found: 0 **Concentration Units: ug/L**

CAS Number	Compound Name	RT	EST. CONC.	Qualifier
	NO TENTATIVELY IDENTIFIED COMPOUNDS			

Form 1
Volatile Organics

Client	: Tetra Tech GEO	Lab Number	: L1421110
Project Name	: LOCKHEED-NORTH PLAINFIELD	Project Number	: 117-0507.600.02
Lab ID	: L1421110-22	Date Collected	: 09/11/14 12:10
Client ID	: MW-544S	Date Received	: 09/12/14
Sample Location	: NORTH PLAINFIELD	Date Analyzed	: 09/18/14 20:53
Sample Matrix	: WATER	Dilution Factor	: 1
Analytical Method	: 1,8260C	Analyst	: PD
Lab File ID	: 0918A21	Instrument ID	: VOA108.I
Sample Amount	: 10 ml	GC Column	: RTX-502.2
Level	: LOW	%Solids	: N/A
Extract Volume (MeOH)	: N/A	Injection Volume	: N/A

		ug/L			
CAS NO.	Parameter	Results	RL	MDL	Qualifier
75-09-2	Methylene chloride	ND	2.5	0.27	U
75-34-3	1,1-Dichloroethane	ND	0.75	0.21	U
67-66-3	Chloroform	ND	0.75	0.16	U
56-23-5	Carbon tetrachloride	ND	0.50	0.10	U
78-87-5	1,2-Dichloropropane	ND	1.0	0.11	U
124-48-1	Dibromochloromethane	ND	0.50	0.15	U
79-00-5	1,1,2-Trichloroethane	ND	0.75	0.09	U
127-18-4	Tetrachloroethene	0.19	0.50	0.09	J
108-90-7	Chlorobenzene	ND	0.50	0.07	U
75-69-4	Trichlorofluoromethane	ND	2.5	0.10	U
107-06-2	1,2-Dichloroethane	ND	0.50	0.11	U
71-55-6	1,1,1-Trichloroethane	ND	0.50	0.10	U
75-27-4	Bromodichloromethane	ND	0.50	0.19	U
10061-02-6	trans-1,3-Dichloropropene	ND	0.50	0.15	U
10061-01-5	cis-1,3-Dichloropropene	ND	0.50	0.14	U
542-75-6	1,3-Dichloropropene, Total	ND	0.50	0.14	U
75-25-2	Bromoform	ND	2.0	0.25	U
79-34-5	1,1,2,2-Tetrachloroethane	ND	0.50	0.09	U
71-43-2	Benzene	ND	0.50	0.09	U
108-88-3	Toluene	ND	0.75	0.16	U
100-41-4	Ethylbenzene	ND	0.50	0.10	U
74-87-3	Chloromethane	ND	2.5	0.09	U
74-83-9	Bromomethane	ND	1.0	0.26	U
75-01-4	Vinyl chloride	ND	1.0	0.09	U
75-00-3	Chloroethane	ND	1.0	0.13	U
75-35-4	1,1-Dichloroethene	ND	0.50	0.09	U
156-60-5	trans-1,2-Dichloroethene	ND	0.75	0.16	U

Form 1
Volatile Organics

Client	: Tetra Tech GEO	Lab Number	: L1421110
Project Name	: LOCKHEED-NORTH PLAINFIELD	Project Number	: 117-0507.600.02
Lab ID	: L1421110-22	Date Collected	: 09/11/14 12:10
Client ID	: MW-544S	Date Received	: 09/12/14
Sample Location	: NORTH PLAINFIELD	Date Analyzed	: 09/18/14 20:53
Sample Matrix	: WATER	Dilution Factor	: 1
Analytical Method	: 1,8260C	Analyst	: PD
Lab File ID	: 0918A21	Instrument ID	: VOA108.I
Sample Amount	: 10 ml	GC Column	: RTX-502.2
Level	: LOW	%Solids	: N/A
Extract Volume (MeOH)	: N/A	Injection Volume	: N/A

		ug/L			
CAS NO.	Parameter	Results	RL	MDL	Qualifier
79-01-6	Trichloroethene	ND	0.50	0.11	U
95-50-1	1,2-Dichlorobenzene	ND	2.5	0.07	U
541-73-1	1,3-Dichlorobenzene	ND	2.5	0.07	U
106-46-7	1,4-Dichlorobenzene	ND	2.5	0.08	U
1634-04-4	Methyl tert butyl ether	ND	1.0	0.15	U
179601-23-1	p/m-Xylene	ND	1.0	0.18	U
95-47-6	o-Xylene	ND	1.0	0.17	U
1330-20-7	Xylene (Total)	ND	1.0	0.17	U
156-59-2	cis-1,2-Dichloroethene	ND	0.50	0.11	U
540-59-0	1,2-Dichloroethene (total)	ND	0.50	0.11	U
100-42-5	Styrene	ND	1.0	0.12	U
75-71-8	Dichlorodifluoromethane	ND	5.0	0.19	U
67-64-1	Acetone	8.6	5.0	1.5	
75-15-0	Carbon disulfide	ND	5.0	0.09	U
78-93-3	2-Butanone	ND	5.0	1.9	U
108-10-1	4-Methyl-2-pentanone	ND	5.0	0.26	U
591-78-6	2-Hexanone	ND	5.0	0.14	U
74-97-5	Bromochloromethane	ND	2.5	0.13	U
106-93-4	1,2-Dibromoethane	ND	2.0	0.10	U
96-12-8	1,2-Dibromo-3-chloropropane	ND	2.5	0.32	U
98-82-8	Isopropylbenzene	ND	0.50	0.11	U
87-61-6	1,2,3-Trichlorobenzene	ND	2.5	0.12	U
120-82-1	1,2,4-Trichlorobenzene	ND	2.5	0.12	U
79-20-9	Methyl Acetate	ND	2.0	0.23	U
110-82-7	Cyclohexane	ND	10	0.27	U
123-91-1	1,4-Dioxane	ND	250	41.	U
108-87-2	Methyl cyclohexane	ND	10	0.40	U

Form 1
Volatile Organics

Client	: Tetra Tech GEO	Lab Number	: L1421110
Project Name	: LOCKHEED-NORTH PLAINFIELD	Project Number	: 117-0507.600.02
Lab ID	: L1421110-22	Date Collected	: 09/11/14 12:10
Client ID	: MW-544S	Date Received	: 09/12/14
Sample Location	: NORTH PLAINFIELD	Date Analyzed	: 09/18/14 20:53
Sample Matrix	: WATER	Dilution Factor	: 1
Analytical Method	: 1,8260C	Analyst	: PD
Lab File ID	: 0918A21	Instrument ID	: VOA108.I
Sample Amount	: 10 ml	GC Column	: RTX-502.2
Level	: LOW	%Solids	: N/A
Extract Volume (MeOH)	: N/A	Injection Volume	: N/A

		ug/L			
CAS NO.	**Parameter**	**Results**	**RL**	**MDL**	**Qualifier**
76-13-1	1,1,2-Trichloro-1,2,2-Trifluoroethane	ND	2.5	0.15	U

Tentatively Identified Compounds
Volatile Organics

Client	: Tetra Tech GEO	Lab Number	: L1421110
Project Name	: LOCKHEED-NORTH PLAINFIELD	Project Number	: 117-0507.600.02
Lab ID	: L1421110-22	Date Collected	: 09/11/14 12:10
Client ID	: MW-544S	Date Received	: 09/12/14
Sample Location	: NORTH PLAINFIELD	Date Analyzed	: 09/18/14 20:53
Sample Matrix	: WATER	Dilution Factor	: 1
Analytical Method	: 1,8260C	Analyst	: PD
Lab File ID	: 0918A21	Instrument ID	: VOA108.I
Sample Amount	: 10 ml	GC Column	: RTX-502.2
Level	: LOW	%Solids	: N/A
Extract Volume (MeOH)	: N/A	Injection Volume	: N/A

Number TICS found: 0 **Concentration Units: ug/L**

CAS Number	Compound Name	RT	EST. CONC.	Qualifier
	NO TENTATIVELY IDENTIFIED COMPOUNDS			

Form 1
Volatile Organics

Client	: Tetra Tech GEO	Lab Number	: L1421110
Project Name	: LOCKHEED-NORTH PLAINFIELD	Project Number	: 117-0507.600.02
Lab ID	: L1421110-23	Date Collected	: 09/11/14 12:15
Client ID	: MW-544I	Date Received	: 09/12/14
Sample Location	: NORTH PLAINFIELD	Date Analyzed	: 09/18/14 21:21
Sample Matrix	: WATER	Dilution Factor	: 1
Analytical Method	: 1,8260C	Analyst	: PD
Lab File ID	: 0918A22	Instrument ID	: VOA108.I
Sample Amount	: 10 ml	GC Column	: RTX-502.2
Level	: LOW	%Solids	: N/A
Extract Volume (MeOH)	: N/A	Injection Volume	: N/A

		ug/L			
CAS NO.	Parameter	Results	RL	MDL	Qualifier
75-09-2	Methylene chloride	ND	2.5	0.27	U
75-34-3	1,1-Dichloroethane	ND	0.75	0.21	U
67-66-3	Chloroform	ND	0.75	0.16	U
56-23-5	Carbon tetrachloride	ND	0.50	0.10	U
78-87-5	1,2-Dichloropropane	ND	1.0	0.11	U
124-48-1	Dibromochloromethane	ND	0.50	0.15	U
79-00-5	1,1,2-Trichloroethane	ND	0.75	0.09	U
127-18-4	Tetrachloroethene	ND	0.50	0.09	U
108-90-7	Chlorobenzene	ND	0.50	0.07	U
75-69-4	Trichlorofluoromethane	ND	2.5	0.10	U
107-06-2	1,2-Dichloroethane	ND	0.50	0.11	U
71-55-6	1,1,1-Trichloroethane	ND	0.50	0.10	U
75-27-4	Bromodichloromethane	ND	0.50	0.19	U
10061-02-6	trans-1,3-Dichloropropene	ND	0.50	0.15	U
10061-01-5	cis-1,3-Dichloropropene	ND	0.50	0.14	U
542-75-6	1,3-Dichloropropene, Total	ND	0.50	0.14	U
75-25-2	Bromoform	ND	2.0	0.25	U
79-34-5	1,1,2,2-Tetrachloroethane	ND	0.50	0.09	U
71-43-2	Benzene	ND	0.50	0.09	U
108-88-3	Toluene	ND	0.75	0.16	U
100-41-4	Ethylbenzene	ND	0.50	0.10	U
74-87-3	Chloromethane	ND	2.5	0.09	U
74-83-9	Bromomethane	ND	1.0	0.26	U
75-01-4	Vinyl chloride	ND	1.0	0.09	U
75-00-3	Chloroethane	ND	1.0	0.13	U
75-35-4	1,1-Dichloroethene	ND	0.50	0.09	U
156-60-5	trans-1,2-Dichloroethene	ND	0.75	0.16	U

Form 1
Volatile Organics

Client	: Tetra Tech GEO	Lab Number	: L1421110
Project Name	: LOCKHEED-NORTH PLAINFIELD	Project Number	: 117-0507.600.02
Lab ID	: L1421110-23	Date Collected	: 09/11/14 12:15
Client ID	: MW-544I	Date Received	: 09/12/14
Sample Location	: NORTH PLAINFIELD	Date Analyzed	: 09/18/14 21:21
Sample Matrix	: WATER	Dilution Factor	: 1
Analytical Method	: 1,8260C	Analyst	: PD
Lab File ID	: 0918A22	Instrument ID	: VOA108.I
Sample Amount	: 10 ml	GC Column	: RTX-502.2
Level	: LOW	%Solids	: N/A
Extract Volume (MeOH)	: N/A	Injection Volume	: N/A

		ug/L			
CAS NO.	Parameter	Results	RL	MDL	Qualifier
79-01-6	Trichloroethene	1.0	0.50	0.11	
95-50-1	1,2-Dichlorobenzene	ND	2.5	0.07	U
541-73-1	1,3-Dichlorobenzene	ND	2.5	0.07	U
106-46-7	1,4-Dichlorobenzene	ND	2.5	0.08	U
1634-04-4	Methyl tert butyl ether	ND	1.0	0.15	U
179601-23-1	p/m-Xylene	ND	1.0	0.18	U
95-47-6	o-Xylene	ND	1.0	0.17	U
1330-20-7	Xylene (Total)	ND	1.0	0.17	U
156-59-2	cis-1,2-Dichloroethene	ND	0.50	0.11	U
540-59-0	1,2-Dichloroethene (total)	ND	0.50	0.11	U
100-42-5	Styrene	ND	1.0	0.12	U
75-71-8	Dichlorodifluoromethane	ND	5.0	0.19	U
67-64-1	Acetone	5.1	5.0	1.5	
75-15-0	Carbon disulfide	ND	5.0	0.09	U
78-93-3	2-Butanone	ND	5.0	1.9	U
108-10-1	4-Methyl-2-pentanone	ND	5.0	0.26	U
591-78-6	2-Hexanone	ND	5.0	0.14	U
74-97-5	Bromochloromethane	ND	2.5	0.13	U
106-93-4	1,2-Dibromoethane	ND	2.0	0.10	U
96-12-8	1,2-Dibromo-3-chloropropane	ND	2.5	0.32	U
98-82-8	Isopropylbenzene	ND	0.50	0.11	U
87-61-6	1,2,3-Trichlorobenzene	ND	2.5	0.12	U
120-82-1	1,2,4-Trichlorobenzene	ND	2.5	0.12	U
79-20-9	Methyl Acetate	ND	2.0	0.23	U
110-82-7	Cyclohexane	ND	10	0.27	U
123-91-1	1,4-Dioxane	ND	250	41.	U
108-87-2	Methyl cyclohexane	ND	10	0.40	U

Form 1
Volatile Organics

Client	: Tetra Tech GEO	Lab Number	: L1421110
Project Name	: LOCKHEED-NORTH PLAINFIELD	Project Number	: 117-0507.600.02
Lab ID	: L1421110-23	Date Collected	: 09/11/14 12:15
Client ID	: MW-544I	Date Received	: 09/12/14
Sample Location	: NORTH PLAINFIELD	Date Analyzed	: 09/18/14 21:21
Sample Matrix	: WATER	Dilution Factor	: 1
Analytical Method	: 1,8260C	Analyst	: PD
Lab File ID	: 0918A22	Instrument ID	: VOA108.I
Sample Amount	: 10 ml	GC Column	: RTX-502.2
Level	: LOW	%Solids	: N/A
Extract Volume (MeOH)	: N/A	Injection Volume	: N/A

		ug/L			
CAS NO.	**Parameter**	**Results**	**RL**	**MDL**	**Qualifier**
76-13-1	1,1,2-Trichloro-1,2,2-Trifluoroethane	ND	2.5	0.15	U

Tentatively Identified Compounds
Volatile Organics

Client	: Tetra Tech GEO	Lab Number	: L1421110
Project Name	: LOCKHEED-NORTH PLAINFIELD	Project Number	: 117-0507.600.02
Lab ID	: L1421110-23	Date Collected	: 09/11/14 12:15
Client ID	: MW-544I	Date Received	: 09/12/14
Sample Location	: NORTH PLAINFIELD	Date Analyzed	: 09/18/14 21:21
Sample Matrix	: WATER	Dilution Factor	: 1
Analytical Method	: 1,8260C	Analyst	: PD
Lab File ID	: 0918A22	Instrument ID	: VOA108.I
Sample Amount	: 10 ml	GC Column	: RTX-502.2
Level	: LOW	%Solids	: N/A
Extract Volume (MeOH)	: N/A	Injection Volume	: N/A

Number TICS found: 0 **Concentration Units: ug/L**

CAS Number	Compound Name	RT	EST. CONC.	Qualifier
	NO TENTATIVELY IDENTIFIED COMPOUNDS			

Form 1
Volatile Organics

Client	: Tetra Tech GEO	Lab Number	: L1421110
Project Name	: LOCKHEED-NORTH PLAINFIELD	Project Number	: 117-0507.600.02
Lab ID	: L1421110-24	Date Collected	: 09/11/14 12:20
Client ID	: MW-544D	Date Received	: 09/12/14
Sample Location	: NORTH PLAINFIELD	Date Analyzed	: 09/18/14 21:50
Sample Matrix	: WATER	Dilution Factor	: 1
Analytical Method	: 1,8260C	Analyst	: PD
Lab File ID	: 0918A23	Instrument ID	: VOA108.I
Sample Amount	: 10 ml	GC Column	: RTX-502.2
Level	: LOW	%Solids	: N/A
Extract Volume (MeOH)	: N/A	Injection Volume	: N/A

		ug/L			
CAS NO.	Parameter	Results	RL	MDL	Qualifier
75-09-2	Methylene chloride	ND	2.5	0.27	U
75-34-3	1,1-Dichloroethane	ND	0.75	0.21	U
67-66-3	Chloroform	ND	0.75	0.16	U
56-23-5	Carbon tetrachloride	ND	0.50	0.10	U
78-87-5	1,2-Dichloropropane	ND	1.0	0.11	U
124-48-1	Dibromochloromethane	ND	0.50	0.15	U
79-00-5	1,1,2-Trichloroethane	ND	0.75	0.09	U
127-18-4	Tetrachloroethene	ND	0.50	0.09	U
108-90-7	Chlorobenzene	ND	0.50	0.07	U
75-69-4	Trichlorofluoromethane	ND	2.5	0.10	U
107-06-2	1,2-Dichloroethane	ND	0.50	0.11	U
71-55-6	1,1,1-Trichloroethane	ND	0.50	0.10	U
75-27-4	Bromodichloromethane	ND	0.50	0.19	U
10061-02-6	trans-1,3-Dichloropropene	ND	0.50	0.15	U
10061-01-5	cis-1,3-Dichloropropene	ND	0.50	0.14	U
542-75-6	1,3-Dichloropropene, Total	ND	0.50	0.14	U
75-25-2	Bromoform	ND	2.0	0.25	U
79-34-5	1,1,2,2-Tetrachloroethane	ND	0.50	0.09	U
71-43-2	Benzene	ND	0.50	0.09	U
108-88-3	Toluene	ND	0.75	0.16	U
100-41-4	Ethylbenzene	ND	0.50	0.10	U
74-87-3	Chloromethane	ND	2.5	0.09	U
74-83-9	Bromomethane	ND	1.0	0.26	U
75-01-4	Vinyl chloride	ND	1.0	0.09	U
75-00-3	Chloroethane	ND	1.0	0.13	U
75-35-4	1,1-Dichloroethene	ND	0.50	0.09	U
156-60-5	trans-1,2-Dichloroethene	ND	0.75	0.16	U

Form 1
Volatile Organics

Client	: Tetra Tech GEO	Lab Number	: L1421110
Project Name	: LOCKHEED-NORTH PLAINFIELD	Project Number	: 117-0507.600.02
Lab ID	: L1421110-24	Date Collected	: 09/11/14 12:20
Client ID	: MW-544D	Date Received	: 09/12/14
Sample Location	: NORTH PLAINFIELD	Date Analyzed	: 09/18/14 21:50
Sample Matrix	: WATER	Dilution Factor	: 1
Analytical Method	: 1,8260C	Analyst	: PD
Lab File ID	: 0918A23	Instrument ID	: VOA108.I
Sample Amount	: 10 ml	GC Column	: RTX-502.2
Level	: LOW	%Solids	: N/A
Extract Volume (MeOH)	: N/A	Injection Volume	: N/A

		ug/L			
CAS NO.	Parameter	Results	RL	MDL	Qualifier
79-01-6	Trichloroethene	0.39	0.50	0.11	J
95-50-1	1,2-Dichlorobenzene	ND	2.5	0.07	U
541-73-1	1,3-Dichlorobenzene	ND	2.5	0.07	U
106-46-7	1,4-Dichlorobenzene	ND	2.5	0.08	U
1634-04-4	Methyl tert butyl ether	ND	1.0	0.15	U
179601-23-1	p/m-Xylene	ND	1.0	0.18	U
95-47-6	o-Xylene	ND	1.0	0.17	U
1330-20-7	Xylene (Total)	ND	1.0	0.17	U
156-59-2	cis-1,2-Dichloroethene	ND	0.50	0.11	U
540-59-0	1,2-Dichloroethene (total)	ND	0.50	0.11	U
100-42-5	Styrene	ND	1.0	0.12	U
75-71-8	Dichlorodifluoromethane	ND	5.0	0.19	U
67-64-1	Acetone	7.4	5.0	1.5	
75-15-0	Carbon disulfide	ND	5.0	0.09	U
78-93-3	2-Butanone	ND	5.0	1.9	U
108-10-1	4-Methyl-2-pentanone	ND	5.0	0.26	U
591-78-6	2-Hexanone	ND	5.0	0.14	U
74-97-5	Bromochloromethane	ND	2.5	0.13	U
106-93-4	1,2-Dibromoethane	ND	2.0	0.10	U
96-12-8	1,2-Dibromo-3-chloropropane	ND	2.5	0.32	U
98-82-8	Isopropylbenzene	ND	0.50	0.11	U
87-61-6	1,2,3-Trichlorobenzene	ND	2.5	0.12	U
120-82-1	1,2,4-Trichlorobenzene	ND	2.5	0.12	U
79-20-9	Methyl Acetate	ND	2.0	0.23	U
110-82-7	Cyclohexane	ND	10	0.27	U
123-91-1	1,4-Dioxane	ND	250	41.	U
108-87-2	Methyl cyclohexane	ND	10	0.40	U

Form 1
Volatile Organics

Client	: Tetra Tech GEO	Lab Number	: L1421110
Project Name	: LOCKHEED-NORTH PLAINFIELD	Project Number	: 117-0507.600.02
Lab ID	: L1421110-24	Date Collected	: 09/11/14 12:20
Client ID	: MW-544D	Date Received	: 09/12/14
Sample Location	: NORTH PLAINFIELD	Date Analyzed	: 09/18/14 21:50
Sample Matrix	: WATER	Dilution Factor	: 1
Analytical Method	: 1,8260C	Analyst	: PD
Lab File ID	: 0918A23	Instrument ID	: VOA108.I
Sample Amount	: 10 ml	GC Column	: RTX-502.2
Level	: LOW	%Solids	: N/A
Extract Volume (MeOH)	: N/A	Injection Volume	: N/A

		ug/L			
CAS NO.	**Parameter**	**Results**	**RL**	**MDL**	**Qualifier**
76-13-1	1,1,2-Trichloro-1,2,2-Trifluoroethane	ND	2.5	0.15	U

Tentatively Identified Compounds
Volatile Organics

Client	: Tetra Tech GEO	Lab Number	: L1421110
Project Name	: LOCKHEED-NORTH PLAINFIELD	Project Number	: 117-0507.600.02
Lab ID	: L1421110-24	Date Collected	: 09/11/14 12:20
Client ID	: MW-544D	Date Received	: 09/12/14
Sample Location	: NORTH PLAINFIELD	Date Analyzed	: 09/18/14 21:50
Sample Matrix	: WATER	Dilution Factor	: 1
Analytical Method	: 1,8260C	Analyst	: PD
Lab File ID	: 0918A23	Instrument ID	: VOA108.I
Sample Amount	: 10 ml	GC Column	: RTX-502.2
Level	: LOW	%Solids	: N/A
Extract Volume (MeOH)	: N/A	Injection Volume	: N/A

Number TICS found: 0 **Concentration Units: ug/L**

CAS Number	Compound Name	RT	EST. CONC.	Qualifier
	NO TENTATIVELY IDENTIFIED COMPOUNDS			

Form 1
Volatile Organics

Client	: Tetra Tech GEO	Lab Number	: L1421110
Project Name	: LOCKHEED-NORTH PLAINFIELD	Project Number	: 117-0507.600.02
Lab ID	: L1421110-25	Date Collected	: 09/11/14 11:35
Client ID	: MW-545S	Date Received	: 09/12/14
Sample Location	: NORTH PLAINFIELD	Date Analyzed	: 09/18/14 22:18
Sample Matrix	: WATER	Dilution Factor	: 1
Analytical Method	: 1,8260C	Analyst	: PD
Lab File ID	: 0918A24	Instrument ID	: VOA108.I
Sample Amount	: 10 ml	GC Column	: RTX-502.2
Level	: LOW	%Solids	: N/A
Extract Volume (MeOH)	: N/A	Injection Volume	: N/A

		ug/L			
CAS NO.	Parameter	Results	RL	MDL	Qualifier
75-09-2	Methylene chloride	ND	2.5	0.27	U
75-34-3	1,1-Dichloroethane	ND	0.75	0.21	U
67-66-3	Chloroform	1.6	0.75	0.16	
56-23-5	Carbon tetrachloride	ND	0.50	0.10	U
78-87-5	1,2-Dichloropropane	ND	1.0	0.11	U
124-48-1	Dibromochloromethane	ND	0.50	0.15	U
79-00-5	1,1,2-Trichloroethane	ND	0.75	0.09	U
127-18-4	Tetrachloroethene	ND	0.50	0.09	U
108-90-7	Chlorobenzene	ND	0.50	0.07	U
75-69-4	Trichlorofluoromethane	ND	2.5	0.10	U
107-06-2	1,2-Dichloroethane	ND	0.50	0.11	U
71-55-6	1,1,1-Trichloroethane	ND	0.50	0.10	U
75-27-4	Bromodichloromethane	ND	0.50	0.19	U
10061-02-6	trans-1,3-Dichloropropene	ND	0.50	0.15	U
10061-01-5	cis-1,3-Dichloropropene	ND	0.50	0.14	U
542-75-6	1,3-Dichloropropene, Total	ND	0.50	0.14	U
75-25-2	Bromoform	ND	2.0	0.25	U
79-34-5	1,1,2,2-Tetrachloroethane	ND	0.50	0.09	U
71-43-2	Benzene	ND	0.50	0.09	U
108-88-3	Toluene	ND	0.75	0.16	U
100-41-4	Ethylbenzene	ND	0.50	0.10	U
74-87-3	Chloromethane	ND	2.5	0.09	U
74-83-9	Bromomethane	ND	1.0	0.26	U
75-01-4	Vinyl chloride	ND	1.0	0.09	U
75-00-3	Chloroethane	ND	1.0	0.13	U
75-35-4	1,1-Dichloroethene	ND	0.50	0.09	U
156-60-5	trans-1,2-Dichloroethene	ND	0.75	0.16	U

Form 1
Volatile Organics

Client	: Tetra Tech GEO	Lab Number	: L1421110
Project Name	: LOCKHEED-NORTH PLAINFIELD	Project Number	: 117-0507.600.02
Lab ID	: L1421110-25	Date Collected	: 09/11/14 11:35
Client ID	: MW-545S	Date Received	: 09/12/14
Sample Location	: NORTH PLAINFIELD	Date Analyzed	: 09/18/14 22:18
Sample Matrix	: WATER	Dilution Factor	: 1
Analytical Method	: 1,8260C	Analyst	: PD
Lab File ID	: 0918A24	Instrument ID	: VOA108.I
Sample Amount	: 10 ml	GC Column	: RTX-502.2
Level	: LOW	%Solids	: N/A
Extract Volume (MeOH)	: N/A	Injection Volume	: N/A

		ug/L			
CAS NO.	Parameter	Results	RL	MDL	Qualifier
79-01-6	Trichloroethene	ND	0.50	0.11	U
95-50-1	1,2-Dichlorobenzene	ND	2.5	0.07	U
541-73-1	1,3-Dichlorobenzene	ND	2.5	0.07	U
106-46-7	1,4-Dichlorobenzene	ND	2.5	0.08	U
1634-04-4	Methyl tert butyl ether	ND	1.0	0.15	U
179601-23-1	p/m-Xylene	ND	1.0	0.18	U
95-47-6	o-Xylene	ND	1.0	0.17	U
1330-20-7	Xylene (Total)	ND	1.0	0.17	U
156-59-2	cis-1,2-Dichloroethene	ND	0.50	0.11	U
540-59-0	1,2-Dichloroethene (total)	ND	0.50	0.11	U
100-42-5	Styrene	ND	1.0	0.12	U
75-71-8	Dichlorodifluoromethane	ND	5.0	0.19	U
67-64-1	Acetone	8.2	5.0	1.5	
75-15-0	Carbon disulfide	ND	5.0	0.09	U
78-93-3	2-Butanone	ND	5.0	1.9	U
108-10-1	4-Methyl-2-pentanone	ND	5.0	0.26	U
591-78-6	2-Hexanone	ND	5.0	0.14	U
74-97-5	Bromochloromethane	ND	2.5	0.13	U
106-93-4	1,2-Dibromoethane	ND	2.0	0.10	U
96-12-8	1,2-Dibromo-3-chloropropane	ND	2.5	0.32	U
98-82-8	Isopropylbenzene	ND	0.50	0.11	U
87-61-6	1,2,3-Trichlorobenzene	ND	2.5	0.12	U
120-82-1	1,2,4-Trichlorobenzene	ND	2.5	0.12	U
79-20-9	Methyl Acetate	ND	2.0	0.23	U
110-82-7	Cyclohexane	ND	10	0.27	U
123-91-1	1,4-Dioxane	ND	250	41.	U
108-87-2	Methyl cyclohexane	ND	10	0.40	U

Form 1
Volatile Organics

Client	: Tetra Tech GEO	Lab Number	: L1421110
Project Name	: LOCKHEED-NORTH PLAINFIELD	Project Number	: 117-0507.600.02
Lab ID	: L1421110-25	Date Collected	: 09/11/14 11:35
Client ID	: MW-545S	Date Received	: 09/12/14
Sample Location	: NORTH PLAINFIELD	Date Analyzed	: 09/18/14 22:18
Sample Matrix	: WATER	Dilution Factor	: 1
Analytical Method	: 1,8260C	Analyst	: PD
Lab File ID	: 0918A24	Instrument ID	: VOA108.I
Sample Amount	: 10 ml	GC Column	: RTX-502.2
Level	: LOW	%Solids	: N/A
Extract Volume (MeOH)	: N/A	Injection Volume	: N/A

		ug/L			
CAS NO.	**Parameter**	**Results**	**RL**	**MDL**	**Qualifier**
76-13-1	1,1,2-Trichloro-1,2,2-Trifluoroethane	ND	2.5	0.15	U

Tentatively Identified Compounds
Volatile Organics

Client	: Tetra Tech GEO	Lab Number	: L1421110
Project Name	: LOCKHEED-NORTH PLAINFIELD	Project Number	: 117-0507.600.02
Lab ID	: L1421110-25	Date Collected	: 09/11/14 11:35
Client ID	: MW-545S	Date Received	: 09/12/14
Sample Location	: NORTH PLAINFIELD	Date Analyzed	: 09/18/14 22:18
Sample Matrix	: WATER	Dilution Factor	: 1
Analytical Method	: 1,8260C	Analyst	: PD
Lab File ID	: 0918A24	Instrument ID	: VOA108.I
Sample Amount	: 10 ml	GC Column	: RTX-502.2
Level	: LOW	%Solids	: N/A
Extract Volume (MeOH)	: N/A	Injection Volume	: N/A

Number TICS found: 0 **Concentration Units: ug/L**

CAS Number	Compound Name	RT	EST. CONC.	Qualifier
	NO TENTATIVELY IDENTIFIED COMPOUNDS			

Form 1
Volatile Organics

Client	: Tetra Tech GEO	Lab Number	: L1421110
Project Name	: LOCKHEED-NORTH PLAINFIELD	Project Number	: 117-0507.600.02
Lab ID	: L1421110-26	Date Collected	: 09/11/14 11:40
Client ID	: MW-545I	Date Received	: 09/12/14
Sample Location	: NORTH PLAINFIELD	Date Analyzed	: 09/19/14 15:30
Sample Matrix	: WATER	Dilution Factor	: 1
Analytical Method	: 1,8260C	Analyst	: PD
Lab File ID	: 0919A15	Instrument ID	: VOA105.I
Sample Amount	: 10 ml	GC Column	: RTX-502.2
Level	: LOW	%Solids	: N/A
Extract Volume (MeOH)	: N/A	Injection Volume	: N/A

		ug/L			
CAS NO.	Parameter	Results	RL	MDL	Qualifier
75-09-2	Methylene chloride	ND	2.5	0.27	U
75-34-3	1,1-Dichloroethane	ND	0.75	0.21	U
67-66-3	Chloroform	0.48	0.75	0.16	J
56-23-5	Carbon tetrachloride	ND	0.50	0.10	U
78-87-5	1,2-Dichloropropane	ND	1.0	0.11	U
124-48-1	Dibromochloromethane	ND	0.50	0.15	U
79-00-5	1,1,2-Trichloroethane	ND	0.75	0.09	U
127-18-4	Tetrachloroethene	ND	0.50	0.09	U
108-90-7	Chlorobenzene	ND	0.50	0.07	U
75-69-4	Trichlorofluoromethane	2.8	2.5	0.10	
107-06-2	1,2-Dichloroethane	ND	0.50	0.11	U
71-55-6	1,1,1-Trichloroethane	ND	0.50	0.10	U
75-27-4	Bromodichloromethane	ND	0.50	0.19	U
10061-02-6	trans-1,3-Dichloropropene	ND	0.50	0.15	U
10061-01-5	cis-1,3-Dichloropropene	ND	0.50	0.14	U
542-75-6	1,3-Dichloropropene, Total	ND	0.50	0.14	U
75-25-2	Bromoform	ND	2.0	0.25	U
79-34-5	1,1,2,2-Tetrachloroethane	ND	0.50	0.09	U
71-43-2	Benzene	ND	0.50	0.09	U
108-88-3	Toluene	ND	0.75	0.16	U
100-41-4	Ethylbenzene	ND	0.50	0.10	U
74-87-3	Chloromethane	ND	2.5	0.09	U
74-83-9	Bromomethane	ND	1.0	0.26	U
75-01-4	Vinyl chloride	ND	1.0	0.09	U
75-00-3	Chloroethane	ND	1.0	0.13	U
75-35-4	1,1-Dichloroethene	ND	0.50	0.09	U
156-60-5	trans-1,2-Dichloroethene	ND	0.75	0.16	U

Form 1
Volatile Organics

Client	: Tetra Tech GEO	Lab Number	: L1421110
Project Name	: LOCKHEED-NORTH PLAINFIELD	Project Number	: 117-0507.600.02
Lab ID	: L1421110-26	Date Collected	: 09/11/14 11:40
Client ID	: MW-545I	Date Received	: 09/12/14
Sample Location	: NORTH PLAINFIELD	Date Analyzed	: 09/19/14 15:30
Sample Matrix	: WATER	Dilution Factor	: 1
Analytical Method	: 1,8260C	Analyst	: PD
Lab File ID	: 0919A15	Instrument ID	: VOA105.I
Sample Amount	: 10 ml	GC Column	: RTX-502.2
Level	: LOW	%Solids	: N/A
Extract Volume (MeOH)	: N/A	Injection Volume	: N/A

		ug/L			
CAS NO.	Parameter	Results	RL	MDL	Qualifier
79-01-6	Trichloroethene	ND	0.50	0.11	U
95-50-1	1,2-Dichlorobenzene	ND	2.5	0.07	U
541-73-1	1,3-Dichlorobenzene	ND	2.5	0.07	U
106-46-7	1,4-Dichlorobenzene	ND	2.5	0.08	U
1634-04-4	Methyl tert butyl ether	ND	1.0	0.15	U
179601-23-1	p/m-Xylene	ND	1.0	0.18	U
95-47-6	o-Xylene	ND	1.0	0.17	U
1330-20-7	Xylene (Total)	ND	1.0	0.17	U
156-59-2	cis-1,2-Dichloroethene	ND	0.50	0.11	U
540-59-0	1,2-Dichloroethene (total)	ND	0.50	0.11	U
100-42-5	Styrene	ND	1.0	0.12	U
75-71-8	Dichlorodifluoromethane	ND	5.0	0.19	U
67-64-1	Acetone	10	5.0	1.5	
75-15-0	Carbon disulfide	ND	5.0	0.09	U
78-93-3	2-Butanone	ND	5.0	1.9	U
108-10-1	4-Methyl-2-pentanone	ND	5.0	0.26	U
591-78-6	2-Hexanone	ND	5.0	0.14	U
74-97-5	Bromochloromethane	ND	2.5	0.13	U
106-93-4	1,2-Dibromoethane	ND	2.0	0.10	U
96-12-8	1,2-Dibromo-3-chloropropane	ND	2.5	0.32	U
98-82-8	Isopropylbenzene	ND	0.50	0.11	U
87-61-6	1,2,3-Trichlorobenzene	ND	2.5	0.12	U
120-82-1	1,2,4-Trichlorobenzene	ND	2.5	0.12	U
79-20-9	Methyl Acetate	ND	2.0	0.23	U
110-82-7	Cyclohexane	ND	10	0.27	U
123-91-1	1,4-Dioxane	ND	250	41.	U
108-87-2	Methyl cyclohexane	ND	10	0.40	U

Form 1
Volatile Organics

Client	: Tetra Tech GEO	Lab Number	: L1421110
Project Name	: LOCKHEED-NORTH PLAINFIELD	Project Number	: 117-0507.600.02
Lab ID	: L1421110-26	Date Collected	: 09/11/14 11:40
Client ID	: MW-545I	Date Received	: 09/12/14
Sample Location	: NORTH PLAINFIELD	Date Analyzed	: 09/19/14 15:30
Sample Matrix	: WATER	Dilution Factor	: 1
Analytical Method	: 1,8260C	Analyst	: PD
Lab File ID	: 0919A15	Instrument ID	: VOA105.I
Sample Amount	: 10 ml	GC Column	: RTX-502.2
Level	: LOW	%Solids	: N/A
Extract Volume (MeOH)	: N/A	Injection Volume	: N/A

		ug/L			
CAS NO.	**Parameter**	**Results**	**RL**	**MDL**	**Qualifier**
76-13-1	1,1,2-Trichloro-1,2,2-Trifluoroethane	ND	2.5	0.15	U

Tentatively Identified Compounds
Volatile Organics

Client	: Tetra Tech GEO	Lab Number	: L1421110
Project Name	: LOCKHEED-NORTH PLAINFIELD	Project Number	: 117-0507.600.02
Lab ID	: L1421110-26	Date Collected	: 09/11/14 11:40
Client ID	: MW-545I	Date Received	: 09/12/14
Sample Location	: NORTH PLAINFIELD	Date Analyzed	: 09/19/14 15:30
Sample Matrix	: WATER	Dilution Factor	: 1
Analytical Method	: 1,8260C	Analyst	: PD
Lab File ID	: 0919A15	Instrument ID	: VOA105.I
Sample Amount	: 10 ml	GC Column	: RTX-502.2
Level	: LOW	%Solids	: N/A
Extract Volume (MeOH)	: N/A	Injection Volume	: N/A

Number TICS found: 0 **Concentration Units: ug/L**

CAS Number	Compound Name	RT	EST. CONC.	Qualifier
	NO TENTATIVELY IDENTIFIED COMPOUNDS			

Form 1
Volatile Organics

Client	: Tetra Tech GEO	Lab Number	: L1421110
Project Name	: LOCKHEED-NORTH PLAINFIELD	Project Number	: 117-0507.600.02
Lab ID	: L1421110-27	Date Collected	: 09/11/14 11:45
Client ID	: MW-545D	Date Received	: 09/12/14
Sample Location	: NORTH PLAINFIELD	Date Analyzed	: 09/19/14 15:58
Sample Matrix	: WATER	Dilution Factor	: 1
Analytical Method	: 1,8260C	Analyst	: PD
Lab File ID	: 0919A16	Instrument ID	: VOA105.I
Sample Amount	: 10 ml	GC Column	: RTX-502.2
Level	: LOW	%Solids	: N/A
Extract Volume (MeOH)	: N/A	Injection Volume	: N/A

		ug/L			
CAS NO.	Parameter	Results	RL	MDL	Qualifier
75-09-2	Methylene chloride	ND	2.5	0.27	U
75-34-3	1,1-Dichloroethane	ND	0.75	0.21	U
67-66-3	Chloroform	0.48	0.75	0.16	J
56-23-5	Carbon tetrachloride	ND	0.50	0.10	U
78-87-5	1,2-Dichloropropane	ND	1.0	0.11	U
124-48-1	Dibromochloromethane	ND	0.50	0.15	U
79-00-5	1,1,2-Trichloroethane	ND	0.75	0.09	U
127-18-4	Tetrachloroethene	2.7	0.50	0.09	
108-90-7	Chlorobenzene	ND	0.50	0.07	U
75-69-4	Trichlorofluoromethane	0.36	2.5	0.10	J
107-06-2	1,2-Dichloroethane	ND	0.50	0.11	U
71-55-6	1,1,1-Trichloroethane	ND	0.50	0.10	U
75-27-4	Bromodichloromethane	ND	0.50	0.19	U
10061-02-6	trans-1,3-Dichloropropene	ND	0.50	0.15	U
10061-01-5	cis-1,3-Dichloropropene	ND	0.50	0.14	U
542-75-6	1,3-Dichloropropene, Total	ND	0.50	0.14	U
75-25-2	Bromoform	ND	2.0	0.25	U
79-34-5	1,1,2,2-Tetrachloroethane	ND	0.50	0.09	U
71-43-2	Benzene	ND	0.50	0.09	U
108-88-3	Toluene	ND	0.75	0.16	U
100-41-4	Ethylbenzene	ND	0.50	0.10	U
74-87-3	Chloromethane	ND	2.5	0.09	U
74-83-9	Bromomethane	ND	1.0	0.26	U
75-01-4	Vinyl chloride	ND	1.0	0.09	U
75-00-3	Chloroethane	ND	1.0	0.13	U
75-35-4	1,1-Dichloroethene	ND	0.50	0.09	U
156-60-5	trans-1,2-Dichloroethene	ND	0.75	0.16	U

Form 1
Volatile Organics

Client	: Tetra Tech GEO	Lab Number	: L1421110
Project Name	: LOCKHEED-NORTH PLAINFIELD	Project Number	: 117-0507.600.02
Lab ID	: L1421110-27	Date Collected	: 09/11/14 11:45
Client ID	: MW-545D	Date Received	: 09/12/14
Sample Location	: NORTH PLAINFIELD	Date Analyzed	: 09/19/14 15:58
Sample Matrix	: WATER	Dilution Factor	: 1
Analytical Method	: 1,8260C	Analyst	: PD
Lab File ID	: 0919A16	Instrument ID	: VOA105.I
Sample Amount	: 10 ml	GC Column	: RTX-502.2
Level	: LOW	%Solids	: N/A
Extract Volume (MeOH)	: N/A	Injection Volume	: N/A

		ug/L			
CAS NO.	Parameter	Results	RL	MDL	Qualifier
79-01-6	Trichloroethene	0.31	0.50	0.11	J
95-50-1	1,2-Dichlorobenzene	ND	2.5	0.07	U
541-73-1	1,3-Dichlorobenzene	ND	2.5	0.07	U
106-46-7	1,4-Dichlorobenzene	ND	2.5	0.08	U
1634-04-4	Methyl tert butyl ether	ND	1.0	0.15	U
179601-23-1	p/m-Xylene	ND	1.0	0.18	U
95-47-6	o-Xylene	ND	1.0	0.17	U
1330-20-7	Xylene (Total)	ND	1.0	0.17	U
156-59-2	cis-1,2-Dichloroethene	ND	0.50	0.11	U
540-59-0	1,2-Dichloroethene (total)	ND	0.50	0.11	U
100-42-5	Styrene	ND	1.0	0.12	U
75-71-8	Dichlorodifluoromethane	ND	5.0	0.19	U
67-64-1	Acetone	8.2	5.0	1.5	
75-15-0	Carbon disulfide	ND	5.0	0.09	U
78-93-3	2-Butanone	ND	5.0	1.9	U
108-10-1	4-Methyl-2-pentanone	ND	5.0	0.26	U
591-78-6	2-Hexanone	ND	5.0	0.14	U
74-97-5	Bromochloromethane	ND	2.5	0.13	U
106-93-4	1,2-Dibromoethane	ND	2.0	0.10	U
96-12-8	1,2-Dibromo-3-chloropropane	ND	2.5	0.32	U
98-82-8	Isopropylbenzene	ND	0.50	0.11	U
87-61-6	1,2,3-Trichlorobenzene	ND	2.5	0.12	U
120-82-1	1,2,4-Trichlorobenzene	ND	2.5	0.12	U
79-20-9	Methyl Acetate	ND	2.0	0.23	U
110-82-7	Cyclohexane	ND	10	0.27	U
123-91-1	1,4-Dioxane	ND	250	41.	U
108-87-2	Methyl cyclohexane	ND	10	0.40	U

Form 1
Volatile Organics

Client	: Tetra Tech GEO	Lab Number	: L1421110
Project Name	: LOCKHEED-NORTH PLAINFIELD	Project Number	: 117-0507.600.02
Lab ID	: L1421110-27	Date Collected	: 09/11/14 11:45
Client ID	: MW-545D	Date Received	: 09/12/14
Sample Location	: NORTH PLAINFIELD	Date Analyzed	: 09/19/14 15:58
Sample Matrix	: WATER	Dilution Factor	: 1
Analytical Method	: 1,8260C	Analyst	: PD
Lab File ID	: 0919A16	Instrument ID	: VOA105.I
Sample Amount	: 10 ml	GC Column	: RTX-502.2
Level	: LOW	%Solids	: N/A
Extract Volume (MeOH)	: N/A	Injection Volume	: N/A

		ug/L			
CAS NO.	**Parameter**	**Results**	**RL**	**MDL**	**Qualifier**
76-13-1	1,1,2-Trichloro-1,2,2-Trifluoroethane	ND	2.5	0.15	U

Tentatively Identified Compounds
Volatile Organics

Client	: Tetra Tech GEO	Lab Number	: L1421110
Project Name	: LOCKHEED-NORTH PLAINFIELD	Project Number	: 117-0507.600.02
Lab ID	: L1421110-27	Date Collected	: 09/11/14 11:45
Client ID	: MW-545D	Date Received	: 09/12/14
Sample Location	: NORTH PLAINFIELD	Date Analyzed	: 09/19/14 15:58
Sample Matrix	: WATER	Dilution Factor	: 1
Analytical Method	: 1,8260C	Analyst	: PD
Lab File ID	: 0919A16	Instrument ID	: VOA105.I
Sample Amount	: 10 ml	GC Column	: RTX-502.2
Level	: LOW	%Solids	: N/A
Extract Volume (MeOH)	: N/A	Injection Volume	: N/A

Number TICS found: 0 **Concentration Units: ug/L**

CAS Number	Compound Name	RT	EST. CONC.	Qualifier
	NO TENTATIVELY IDENTIFIED COMPOUNDS			

Form 1
Volatile Organics

Client	: Tetra Tech GEO	Lab Number	: L1421110
Project Name	: LOCKHEED-NORTH PLAINFIELD	Project Number	: 117-0507.600.02
Lab ID	: L1421110-28	Date Collected	: 09/11/14 10:30
Client ID	: MW-546S	Date Received	: 09/12/14
Sample Location	: NORTH PLAINFIELD	Date Analyzed	: 09/19/14 16:26
Sample Matrix	: WATER	Dilution Factor	: 1
Analytical Method	: 1,8260C	Analyst	: PD
Lab File ID	: 0919A17	Instrument ID	: VOA105.I
Sample Amount	: 10 ml	GC Column	: RTX-502.2
Level	: LOW	%Solids	: N/A
Extract Volume (MeOH)	: N/A	Injection Volume	: N/A

		ug/L			
CAS NO.	Parameter	Results	RL	MDL	Qualifier
75-09-2	Methylene chloride	ND	2.5	0.27	U
75-34-3	1,1-Dichloroethane	ND	0.75	0.21	U
67-66-3	Chloroform	ND	0.75	0.16	U
56-23-5	Carbon tetrachloride	ND	0.50	0.10	U
78-87-5	1,2-Dichloropropane	ND	1.0	0.11	U
124-48-1	Dibromochloromethane	ND	0.50	0.15	U
79-00-5	1,1,2-Trichloroethane	ND	0.75	0.09	U
127-18-4	Tetrachloroethene	ND	0.50	0.09	U
108-90-7	Chlorobenzene	ND	0.50	0.07	U
75-69-4	Trichlorofluoromethane	ND	2.5	0.10	U
107-06-2	1,2-Dichloroethane	ND	0.50	0.11	U
71-55-6	1,1,1-Trichloroethane	ND	0.50	0.10	U
75-27-4	Bromodichloromethane	ND	0.50	0.19	U
10061-02-6	trans-1,3-Dichloropropene	ND	0.50	0.15	U
10061-01-5	cis-1,3-Dichloropropene	ND	0.50	0.14	U
542-75-6	1,3-Dichloropropene, Total	ND	0.50	0.14	U
75-25-2	Bromoform	ND	2.0	0.25	U
79-34-5	1,1,2,2-Tetrachloroethane	ND	0.50	0.09	U
71-43-2	Benzene	ND	0.50	0.09	U
108-88-3	Toluene	ND	0.75	0.16	U
100-41-4	Ethylbenzene	ND	0.50	0.10	U
74-87-3	Chloromethane	ND	2.5	0.09	U
74-83-9	Bromomethane	ND	1.0	0.26	U
75-01-4	Vinyl chloride	ND	1.0	0.09	U
75-00-3	Chloroethane	ND	1.0	0.13	U
75-35-4	1,1-Dichloroethene	ND	0.50	0.09	U
156-60-5	trans-1,2-Dichloroethene	ND	0.75	0.16	U

Form 1
Volatile Organics

Client	: Tetra Tech GEO	Lab Number	: L1421110
Project Name	: LOCKHEED-NORTH PLAINFIELD	Project Number	: 117-0507.600.02
Lab ID	: L1421110-28	Date Collected	: 09/11/14 10:30
Client ID	: MW-546S	Date Received	: 09/12/14
Sample Location	: NORTH PLAINFIELD	Date Analyzed	: 09/19/14 16:26
Sample Matrix	: WATER	Dilution Factor	: 1
Analytical Method	: 1,8260C	Analyst	: PD
Lab File ID	: 0919A17	Instrument ID	: VOA105.I
Sample Amount	: 10 ml	GC Column	: RTX-502.2
Level	: LOW	%Solids	: N/A
Extract Volume (MeOH)	: N/A	Injection Volume	: N/A

		ug/L			
CAS NO.	Parameter	Results	RL	MDL	Qualifier
79-01-6	Trichloroethene	ND	0.50	0.11	U
95-50-1	1,2-Dichlorobenzene	ND	2.5	0.07	U
541-73-1	1,3-Dichlorobenzene	ND	2.5	0.07	U
106-46-7	1,4-Dichlorobenzene	ND	2.5	0.08	U
1634-04-4	Methyl tert butyl ether	ND	1.0	0.15	U
179601-23-1	p/m-Xylene	ND	1.0	0.18	U
95-47-6	o-Xylene	ND	1.0	0.17	U
1330-20-7	Xylene (Total)	ND	1.0	0.17	U
156-59-2	cis-1,2-Dichloroethene	ND	0.50	0.11	U
540-59-0	1,2-Dichloroethene (total)	ND	0.50	0.11	U
100-42-5	Styrene	ND	1.0	0.12	U
75-71-8	Dichlorodifluoromethane	ND	5.0	0.19	U
67-64-1	Acetone	7.5	5.0	1.5	
75-15-0	Carbon disulfide	ND	5.0	0.09	U
78-93-3	2-Butanone	ND	5.0	1.9	U
108-10-1	4-Methyl-2-pentanone	ND	5.0	0.26	U
591-78-6	2-Hexanone	ND	5.0	0.14	U
74-97-5	Bromochloromethane	ND	2.5	0.13	U
106-93-4	1,2-Dibromoethane	ND	2.0	0.10	U
96-12-8	1,2-Dibromo-3-chloropropane	ND	2.5	0.32	U
98-82-8	Isopropylbenzene	ND	0.50	0.11	U
87-61-6	1,2,3-Trichlorobenzene	ND	2.5	0.12	U
120-82-1	1,2,4-Trichlorobenzene	ND	2.5	0.12	U
79-20-9	Methyl Acetate	ND	2.0	0.23	U
110-82-7	Cyclohexane	ND	10	0.27	U
123-91-1	1,4-Dioxane	ND	250	41.	U
108-87-2	Methyl cyclohexane	ND	10	0.40	U

Form 1
Volatile Organics

Client	: Tetra Tech GEO	Lab Number	: L1421110
Project Name	: LOCKHEED-NORTH PLAINFIELD	Project Number	: 117-0507.600.02
Lab ID	: L1421110-28	Date Collected	: 09/11/14 10:30
Client ID	: MW-546S	Date Received	: 09/12/14
Sample Location	: NORTH PLAINFIELD	Date Analyzed	: 09/19/14 16:26
Sample Matrix	: WATER	Dilution Factor	: 1
Analytical Method	: 1,8260C	Analyst	: PD
Lab File ID	: 0919A17	Instrument ID	: VOA105.I
Sample Amount	: 10 ml	GC Column	: RTX-502.2
Level	: LOW	%Solids	: N/A
Extract Volume (MeOH)	: N/A	Injection Volume	: N/A

		ug/L			
CAS NO.	**Parameter**	**Results**	**RL**	**MDL**	**Qualifier**
76-13-1	1,1,2-Trichloro-1,2,2-Trifluoroethane	ND	2.5	0.15	U

Tentatively Identified Compounds
Volatile Organics

Client	: Tetra Tech GEO	Lab Number	: L1421110
Project Name	: LOCKHEED-NORTH PLAINFIELD	Project Number	: 117-0507.600.02
Lab ID	: L1421110-28	Date Collected	: 09/11/14 10:30
Client ID	: MW-546S	Date Received	: 09/12/14
Sample Location	: NORTH PLAINFIELD	Date Analyzed	: 09/19/14 16:26
Sample Matrix	: WATER	Dilution Factor	: 1
Analytical Method	: 1,8260C	Analyst	: PD
Lab File ID	: 0919A17	Instrument ID	: VOA105.I
Sample Amount	: 10 ml	GC Column	: RTX-502.2
Level	: LOW	%Solids	: N/A
Extract Volume (MeOH)	: N/A	Injection Volume	: N/A

Number TICS found: 0 **Concentration Units: ug/L**

CAS Number	Compound Name	RT	EST. CONC.	Qualifier
	NO TENTATIVELY IDENTIFIED COMPOUNDS			

Form 1
Volatile Organics

Client	: Tetra Tech GEO	Lab Number	: L1421110
Project Name	: LOCKHEED-NORTH PLAINFIELD	Project Number	: 117-0507.600.02
Lab ID	: L1421110-29	Date Collected	: 09/11/14 10:35
Client ID	: MW-546I	Date Received	: 09/12/14
Sample Location	: NORTH PLAINFIELD	Date Analyzed	: 09/19/14 16:53
Sample Matrix	: WATER	Dilution Factor	: 1
Analytical Method	: 1,8260C	Analyst	: PD
Lab File ID	: 0919A18	Instrument ID	: VOA105.I
Sample Amount	: 10 ml	GC Column	: RTX-502.2
Level	: LOW	%Solids	: N/A
Extract Volume (MeOH)	: N/A	Injection Volume	: N/A

		ug/L			
CAS NO.	Parameter	Results	RL	MDL	Qualifier
75-09-2	Methylene chloride	ND	2.5	0.27	U
75-34-3	1,1-Dichloroethane	ND	0.75	0.21	U
67-66-3	Chloroform	0.39	0.75	0.16	J
56-23-5	Carbon tetrachloride	ND	0.50	0.10	U
78-87-5	1,2-Dichloropropane	ND	1.0	0.11	U
124-48-1	Dibromochloromethane	ND	0.50	0.15	U
79-00-5	1,1,2-Trichloroethane	ND	0.75	0.09	U
127-18-4	Tetrachloroethene	ND	0.50	0.09	U
108-90-7	Chlorobenzene	ND	0.50	0.07	U
75-69-4	Trichlorofluoromethane	ND	2.5	0.10	U
107-06-2	1,2-Dichloroethane	ND	0.50	0.11	U
71-55-6	1,1,1-Trichloroethane	ND	0.50	0.10	U
75-27-4	Bromodichloromethane	ND	0.50	0.19	U
10061-02-6	trans-1,3-Dichloropropene	ND	0.50	0.15	U
10061-01-5	cis-1,3-Dichloropropene	ND	0.50	0.14	U
542-75-6	1,3-Dichloropropene, Total	ND	0.50	0.14	U
75-25-2	Bromoform	ND	2.0	0.25	U
79-34-5	1,1,2,2-Tetrachloroethane	ND	0.50	0.09	U
71-43-2	Benzene	ND	0.50	0.09	U
108-88-3	Toluene	ND	0.75	0.16	U
100-41-4	Ethylbenzene	ND	0.50	0.10	U
74-87-3	Chloromethane	ND	2.5	0.09	U
74-83-9	Bromomethane	ND	1.0	0.26	U
75-01-4	Vinyl chloride	ND	1.0	0.09	U
75-00-3	Chloroethane	ND	1.0	0.13	U
75-35-4	1,1-Dichloroethene	ND	0.50	0.09	U
156-60-5	trans-1,2-Dichloroethene	ND	0.75	0.16	U

Form 1
Volatile Organics

Client	: Tetra Tech GEO	Lab Number	: L1421110
Project Name	: LOCKHEED-NORTH PLAINFIELD	Project Number	: 117-0507.600.02
Lab ID	: L1421110-29	Date Collected	: 09/11/14 10:35
Client ID	: MW-546I	Date Received	: 09/12/14
Sample Location	: NORTH PLAINFIELD	Date Analyzed	: 09/19/14 16:53
Sample Matrix	: WATER	Dilution Factor	: 1
Analytical Method	: 1,8260C	Analyst	: PD
Lab File ID	: 0919A18	Instrument ID	: VOA105.I
Sample Amount	: 10 ml	GC Column	: RTX-502.2
Level	: LOW	%Solids	: N/A
Extract Volume (MeOH)	: N/A	Injection Volume	: N/A

		ug/L			
CAS NO.	Parameter	Results	RL	MDL	Qualifier
79-01-6	Trichloroethene	0.52	0.50	0.11	
95-50-1	1,2-Dichlorobenzene	ND	2.5	0.07	U
541-73-1	1,3-Dichlorobenzene	ND	2.5	0.07	U
106-46-7	1,4-Dichlorobenzene	ND	2.5	0.08	U
1634-04-4	Methyl tert butyl ether	ND	1.0	0.15	U
179601-23-1	p/m-Xylene	ND	1.0	0.18	U
95-47-6	o-Xylene	ND	1.0	0.17	U
1330-20-7	Xylene (Total)	ND	1.0	0.17	U
156-59-2	cis-1,2-Dichloroethene	ND	0.50	0.11	U
540-59-0	1,2-Dichloroethene (total)	ND	0.50	0.11	U
100-42-5	Styrene	ND	1.0	0.12	U
75-71-8	Dichlorodifluoromethane	ND	5.0	0.19	U
67-64-1	Acetone	9.7	5.0	1.5	
75-15-0	Carbon disulfide	ND	5.0	0.09	U
78-93-3	2-Butanone	ND	5.0	1.9	U
108-10-1	4-Methyl-2-pentanone	ND	5.0	0.26	U
591-78-6	2-Hexanone	ND	5.0	0.14	U
74-97-5	Bromochloromethane	ND	2.5	0.13	U
106-93-4	1,2-Dibromoethane	ND	2.0	0.10	U
96-12-8	1,2-Dibromo-3-chloropropane	ND	2.5	0.32	U
98-82-8	Isopropylbenzene	ND	0.50	0.11	U
87-61-6	1,2,3-Trichlorobenzene	ND	2.5	0.12	U
120-82-1	1,2,4-Trichlorobenzene	ND	2.5	0.12	U
79-20-9	Methyl Acetate	ND	2.0	0.23	U
110-82-7	Cyclohexane	ND	10	0.27	U
123-91-1	1,4-Dioxane	ND	250	41.	U
108-87-2	Methyl cyclohexane	ND	10	0.40	U

Form 1
Volatile Organics

Client	: Tetra Tech GEO	Lab Number	: L1421110
Project Name	: LOCKHEED-NORTH PLAINFIELD	Project Number	: 117-0507.600.02
Lab ID	: L1421110-29	Date Collected	: 09/11/14 10:35
Client ID	: MW-546I	Date Received	: 09/12/14
Sample Location	: NORTH PLAINFIELD	Date Analyzed	: 09/19/14 16:53
Sample Matrix	: WATER	Dilution Factor	: 1
Analytical Method	: 1,8260C	Analyst	: PD
Lab File ID	: 0919A18	Instrument ID	: VOA105.I
Sample Amount	: 10 ml	GC Column	: RTX-502.2
Level	: LOW	%Solids	: N/A
Extract Volume (MeOH)	: N/A	Injection Volume	: N/A

		ug/L			
CAS NO.	**Parameter**	**Results**	**RL**	**MDL**	**Qualifier**
76-13-1	1,1,2-Trichloro-1,2,2-Trifluoroethane	ND	2.5	0.15	U

Tentatively Identified Compounds
Volatile Organics

Client	: Tetra Tech GEO	Lab Number	: L1421110
Project Name	: LOCKHEED-NORTH PLAINFIELD	Project Number	: 117-0507.600.02
Lab ID	: L1421110-29	Date Collected	: 09/11/14 10:35
Client ID	: MW-546I	Date Received	: 09/12/14
Sample Location	: NORTH PLAINFIELD	Date Analyzed	: 09/19/14 16:53
Sample Matrix	: WATER	Dilution Factor	: 1
Analytical Method	: 1,8260C	Analyst	: PD
Lab File ID	: 0919A18	Instrument ID	: VOA105.I
Sample Amount	: 10 ml	GC Column	: RTX-502.2
Level	: LOW	%Solids	: N/A
Extract Volume (MeOH)	: N/A	Injection Volume	: N/A

Number TICS found: 0 **Concentration Units: ug/L**

CAS Number	Compound Name	RT	EST. CONC.	Qualifier
	NO TENTATIVELY IDENTIFIED COMPOUNDS			

Form 1
Volatile Organics

Client	: Tetra Tech GEO	Lab Number	: L1421110
Project Name	: LOCKHEED-NORTH PLAINFIELD	Project Number	: 117-0507.600.02
Lab ID	: L1421110-30	Date Collected	: 09/11/14 10:40
Client ID	: MW-546D	Date Received	: 09/12/14
Sample Location	: NORTH PLAINFIELD	Date Analyzed	: 09/19/14 17:21
Sample Matrix	: WATER	Dilution Factor	: 1
Analytical Method	: 1,8260C	Analyst	: PD
Lab File ID	: 0919A19	Instrument ID	: VOA105.I
Sample Amount	: 10 ml	GC Column	: RTX-502.2
Level	: LOW	%Solids	: N/A
Extract Volume (MeOH)	: N/A	Injection Volume	: N/A

		ug/L			
CAS NO.	Parameter	Results	RL	MDL	Qualifier
75-09-2	Methylene chloride	ND	2.5	0.27	U
75-34-3	1,1-Dichloroethane	ND	0.75	0.21	U
67-66-3	Chloroform	3.8	0.75	0.16	
56-23-5	Carbon tetrachloride	ND	0.50	0.10	U
78-87-5	1,2-Dichloropropane	ND	1.0	0.11	U
124-48-1	Dibromochloromethane	ND	0.50	0.15	U
79-00-5	1,1,2-Trichloroethane	ND	0.75	0.09	U
127-18-4	Tetrachloroethene	ND	0.50	0.09	U
108-90-7	Chlorobenzene	ND	0.50	0.07	U
75-69-4	Trichlorofluoromethane	ND	2.5	0.10	U
107-06-2	1,2-Dichloroethane	ND	0.50	0.11	U
71-55-6	1,1,1-Trichloroethane	ND	0.50	0.10	U
75-27-4	Bromodichloromethane	ND	0.50	0.19	U
10061-02-6	trans-1,3-Dichloropropene	ND	0.50	0.15	U
10061-01-5	cis-1,3-Dichloropropene	ND	0.50	0.14	U
542-75-6	1,3-Dichloropropene, Total	ND	0.50	0.14	U
75-25-2	Bromoform	ND	2.0	0.25	U
79-34-5	1,1,2,2-Tetrachloroethane	ND	0.50	0.09	U
71-43-2	Benzene	ND	0.50	0.09	U
108-88-3	Toluene	ND	0.75	0.16	U
100-41-4	Ethylbenzene	ND	0.50	0.10	U
74-87-3	Chloromethane	ND	2.5	0.09	U
74-83-9	Bromomethane	ND	1.0	0.26	U
75-01-4	Vinyl chloride	ND	1.0	0.09	U
75-00-3	Chloroethane	ND	1.0	0.13	U
75-35-4	1,1-Dichloroethene	ND	0.50	0.09	U
156-60-5	trans-1,2-Dichloroethene	ND	0.75	0.16	U

Form 1
Volatile Organics

Client	: Tetra Tech GEO	Lab Number	: L1421110
Project Name	: LOCKHEED-NORTH PLAINFIELD	Project Number	: 117-0507.600.02
Lab ID	: L1421110-30	Date Collected	: 09/11/14 10:40
Client ID	: MW-546D	Date Received	: 09/12/14
Sample Location	: NORTH PLAINFIELD	Date Analyzed	: 09/19/14 17:21
Sample Matrix	: WATER	Dilution Factor	: 1
Analytical Method	: 1,8260C	Analyst	: PD
Lab File ID	: 0919A19	Instrument ID	: VOA105.I
Sample Amount	: 10 ml	GC Column	: RTX-502.2
Level	: LOW	%Solids	: N/A
Extract Volume (MeOH)	: N/A	Injection Volume	: N/A

		ug/L			
CAS NO.	Parameter	Results	RL	MDL	Qualifier
79-01-6	Trichloroethene	3.6	0.50	0.11	
95-50-1	1,2-Dichlorobenzene	ND	2.5	0.07	U
541-73-1	1,3-Dichlorobenzene	ND	2.5	0.07	U
106-46-7	1,4-Dichlorobenzene	ND	2.5	0.08	U
1634-04-4	Methyl tert butyl ether	ND	1.0	0.15	U
179601-23-1	p/m-Xylene	ND	1.0	0.18	U
95-47-6	o-Xylene	ND	1.0	0.17	U
1330-20-7	Xylene (Total)	ND	1.0	0.17	U
156-59-2	cis-1,2-Dichloroethene	0.31	0.50	0.11	J
540-59-0	1,2-Dichloroethene (total)	0.31	0.50	0.11	J
100-42-5	Styrene	ND	1.0	0.12	U
75-71-8	Dichlorodifluoromethane	ND	5.0	0.19	U
67-64-1	Acetone	12	5.0	1.5	
75-15-0	Carbon disulfide	ND	5.0	0.09	U
78-93-3	2-Butanone	ND	5.0	1.9	U
108-10-1	4-Methyl-2-pentanone	ND	5.0	0.26	U
591-78-6	2-Hexanone	ND	5.0	0.14	U
74-97-5	Bromochloromethane	ND	2.5	0.13	U
106-93-4	1,2-Dibromoethane	ND	2.0	0.10	U
96-12-8	1,2-Dibromo-3-chloropropane	ND	2.5	0.32	U
98-82-8	Isopropylbenzene	ND	0.50	0.11	U
87-61-6	1,2,3-Trichlorobenzene	ND	2.5	0.12	U
120-82-1	1,2,4-Trichlorobenzene	ND	2.5	0.12	U
79-20-9	Methyl Acetate	ND	2.0	0.23	U
110-82-7	Cyclohexane	ND	10	0.27	U
123-91-1	1,4-Dioxane	ND	250	41.	U
108-87-2	Methyl cyclohexane	ND	10	0.40	U

Form 1
Volatile Organics

Client	: Tetra Tech GEO	Lab Number	: L1421110
Project Name	: LOCKHEED-NORTH PLAINFIELD	Project Number	: 117-0507.600.02
Lab ID	: L1421110-30	Date Collected	: 09/11/14 10:40
Client ID	: MW-546D	Date Received	: 09/12/14
Sample Location	: NORTH PLAINFIELD	Date Analyzed	: 09/19/14 17:21
Sample Matrix	: WATER	Dilution Factor	: 1
Analytical Method	: 1,8260C	Analyst	: PD
Lab File ID	: 0919A19	Instrument ID	: VOA105.I
Sample Amount	: 10 ml	GC Column	: RTX-502.2
Level	: LOW	%Solids	: N/A
Extract Volume (MeOH)	: N/A	Injection Volume	: N/A

		ug/L			
CAS NO.	**Parameter**	**Results**	**RL**	**MDL**	**Qualifier**
76-13-1	1,1,2-Trichloro-1,2,2-Trifluoroethane	ND	2.5	0.15	U

Tentatively Identified Compounds
Volatile Organics

Client	: Tetra Tech GEO	Lab Number	: L1421110
Project Name	: LOCKHEED-NORTH PLAINFIELD	Project Number	: 117-0507.600.02
Lab ID	: L1421110-30	Date Collected	: 09/11/14 10:40
Client ID	: MW-546D	Date Received	: 09/12/14
Sample Location	: NORTH PLAINFIELD	Date Analyzed	: 09/19/14 17:21
Sample Matrix	: WATER	Dilution Factor	: 1
Analytical Method	: 1,8260C	Analyst	: PD
Lab File ID	: 0919A19	Instrument ID	: VOA105.I
Sample Amount	: 10 ml	GC Column	: RTX-502.2
Level	: LOW	%Solids	: N/A
Extract Volume (MeOH)	: N/A	Injection Volume	: N/A

Number TICS found: 0 **Concentration Units: ug/L**

CAS Number	Compound Name	RT	EST. CONC.	Qualifier
	NO TENTATIVELY IDENTIFIED COMPOUNDS			

Form 1
Volatile Organics

Client	: Tetra Tech GEO	Lab Number	: L1421110
Project Name	: LOCKHEED-NORTH PLAINFIELD	Project Number	: 117-0507.600.02
Lab ID	: L1421110-31	Date Collected	: 09/11/14 14:05
Client ID	: MW-547S	Date Received	: 09/12/14
Sample Location	: NORTH PLAINFIELD	Date Analyzed	: 09/19/14 17:49
Sample Matrix	: WATER	Dilution Factor	: 1
Analytical Method	: 1,8260C	Analyst	: PD
Lab File ID	: 0919A20	Instrument ID	: VOA105.I
Sample Amount	: 10 ml	GC Column	: RTX-502.2
Level	: LOW	%Solids	: N/A
Extract Volume (MeOH)	: N/A	Injection Volume	: N/A

		ug/L			
CAS NO.	Parameter	Results	RL	MDL	Qualifier
75-09-2	Methylene chloride	ND	2.5	0.27	U
75-34-3	1,1-Dichloroethane	ND	0.75	0.21	U
67-66-3	Chloroform	ND	0.75	0.16	U
56-23-5	Carbon tetrachloride	ND	0.50	0.10	U
78-87-5	1,2-Dichloropropane	ND	1.0	0.11	U
124-48-1	Dibromochloromethane	ND	0.50	0.15	U
79-00-5	1,1,2-Trichloroethane	ND	0.75	0.09	U
127-18-4	Tetrachloroethene	ND	0.50	0.09	U
108-90-7	Chlorobenzene	0.22	0.50	0.07	J
75-69-4	Trichlorofluoromethane	ND	2.5	0.10	U
107-06-2	1,2-Dichloroethane	ND	0.50	0.11	U
71-55-6	1,1,1-Trichloroethane	ND	0.50	0.10	U
75-27-4	Bromodichloromethane	ND	0.50	0.19	U
10061-02-6	trans-1,3-Dichloropropene	ND	0.50	0.15	U
10061-01-5	cis-1,3-Dichloropropene	ND	0.50	0.14	U
542-75-6	1,3-Dichloropropene, Total	ND	0.50	0.14	U
75-25-2	Bromoform	ND	2.0	0.25	U
79-34-5	1,1,2,2-Tetrachloroethane	ND	0.50	0.09	U
71-43-2	Benzene	ND	0.50	0.09	U
108-88-3	Toluene	ND	0.75	0.16	U
100-41-4	Ethylbenzene	ND	0.50	0.10	U
74-87-3	Chloromethane	ND	2.5	0.09	U
74-83-9	Bromomethane	ND	1.0	0.26	U
75-01-4	Vinyl chloride	ND	1.0	0.09	U
75-00-3	Chloroethane	ND	1.0	0.13	U
75-35-4	1,1-Dichloroethene	ND	0.50	0.09	U
156-60-5	trans-1,2-Dichloroethene	ND	0.75	0.16	U

Form 1
Volatile Organics

Client	: Tetra Tech GEO	Lab Number	: L1421110
Project Name	: LOCKHEED-NORTH PLAINFIELD	Project Number	: 117-0507.600.02
Lab ID	: L1421110-31	Date Collected	: 09/11/14 14:05
Client ID	: MW-547S	Date Received	: 09/12/14
Sample Location	: NORTH PLAINFIELD	Date Analyzed	: 09/19/14 17:49
Sample Matrix	: WATER	Dilution Factor	: 1
Analytical Method	: 1,8260C	Analyst	: PD
Lab File ID	: 0919A20	Instrument ID	: VOA105.I
Sample Amount	: 10 ml	GC Column	: RTX-502.2
Level	: LOW	%Solids	: N/A
Extract Volume (MeOH)	: N/A	Injection Volume	: N/A

		ug/L			
CAS NO.	Parameter	Results	RL	MDL	Qualifier
79-01-6	Trichloroethene	6.2	0.50	0.11	
95-50-1	1,2-Dichlorobenzene	1.3	2.5	0.07	J
541-73-1	1,3-Dichlorobenzene	ND	2.5	0.07	U
106-46-7	1,4-Dichlorobenzene	0.89	2.5	0.08	J
1634-04-4	Methyl tert butyl ether	0.35	1.0	0.15	J
179601-23-1	p/m-Xylene	ND	1.0	0.18	U
95-47-6	o-Xylene	ND	1.0	0.17	U
1330-20-7	Xylene (Total)	ND	1.0	0.17	U
156-59-2	cis-1,2-Dichloroethene	2.1	0.50	0.11	
540-59-0	1,2-Dichloroethene (total)	2.1	0.50	0.11	
100-42-5	Styrene	ND	1.0	0.12	U
75-71-8	Dichlorodifluoromethane	ND	5.0	0.19	U
67-64-1	Acetone	8.8	5.0	1.5	
75-15-0	Carbon disulfide	ND	5.0	0.09	U
78-93-3	2-Butanone	ND	5.0	1.9	U
108-10-1	4-Methyl-2-pentanone	ND	5.0	0.26	U
591-78-6	2-Hexanone	ND	5.0	0.14	U
74-97-5	Bromochloromethane	ND	2.5	0.13	U
106-93-4	1,2-Dibromoethane	ND	2.0	0.10	U
96-12-8	1,2-Dibromo-3-chloropropane	ND	2.5	0.32	U
98-82-8	Isopropylbenzene	ND	0.50	0.11	U
87-61-6	1,2,3-Trichlorobenzene	ND	2.5	0.12	U
120-82-1	1,2,4-Trichlorobenzene	ND	2.5	0.12	U
79-20-9	Methyl Acetate	ND	2.0	0.23	U
110-82-7	Cyclohexane	ND	10	0.27	U
123-91-1	1,4-Dioxane	ND	250	41.	U
108-87-2	Methyl cyclohexane	ND	10	0.40	U

Form 1
Volatile Organics

Client	: Tetra Tech GEO	Lab Number	: L1421110
Project Name	: LOCKHEED-NORTH PLAINFIELD	Project Number	: 117-0507.600.02
Lab ID	: L1421110-31	Date Collected	: 09/11/14 14:05
Client ID	: MW-547S	Date Received	: 09/12/14
Sample Location	: NORTH PLAINFIELD	Date Analyzed	: 09/19/14 17:49
Sample Matrix	: WATER	Dilution Factor	: 1
Analytical Method	: 1,8260C	Analyst	: PD
Lab File ID	: 0919A20	Instrument ID	: VOA105.I
Sample Amount	: 10 ml	GC Column	: RTX-502.2
Level	: LOW	%Solids	: N/A
Extract Volume (MeOH)	: N/A	Injection Volume	: N/A

		ug/L			
CAS NO.	**Parameter**	**Results**	**RL**	**MDL**	**Qualifier**
76-13-1	1,1,2-Trichloro-1,2,2-Trifluoroethane	ND	2.5	0.15	U

Tentatively Identified Compounds
Volatile Organics

Client	: Tetra Tech GEO	Lab Number	: L1421110
Project Name	: LOCKHEED-NORTH PLAINFIELD	Project Number	: 117-0507.600.02
Lab ID	: L1421110-31	Date Collected	: 09/11/14 14:05
Client ID	: MW-547S	Date Received	: 09/12/14
Sample Location	: NORTH PLAINFIELD	Date Analyzed	: 09/19/14 17:49
Sample Matrix	: WATER	Dilution Factor	: 1
Analytical Method	: 1,8260C	Analyst	: PD
Lab File ID	: 0919A20	Instrument ID	: VOA105.I
Sample Amount	: 10 ml	GC Column	: RTX-502.2
Level	: LOW	%Solids	: N/A
Extract Volume (MeOH)	: N/A	Injection Volume	: N/A

Number TICS found: 0 **Concentration Units: ug/L**

CAS Number	Compound Name	RT	EST. CONC.	Qualifier
	NO TENTATIVELY IDENTIFIED COMPOUNDS			

Form 1
Volatile Organics

Client	: Tetra Tech GEO	Lab Number	: L1421110
Project Name	: LOCKHEED-NORTH PLAINFIELD	Project Number	: 117-0507.600.02
Lab ID	: L1421110-32	Date Collected	: 09/11/14 14:10
Client ID	: MW-547I	Date Received	: 09/12/14
Sample Location	: NORTH PLAINFIELD	Date Analyzed	: 09/19/14 18:17
Sample Matrix	: WATER	Dilution Factor	: 1
Analytical Method	: 1,8260C	Analyst	: PD
Lab File ID	: 0919A21	Instrument ID	: VOA105.I
Sample Amount	: 10 ml	GC Column	: RTX-502.2
Level	: LOW	%Solids	: N/A
Extract Volume (MeOH)	: N/A	Injection Volume	: N/A

		ug/L			
CAS NO.	Parameter	Results	RL	MDL	Qualifier
75-09-2	Methylene chloride	ND	2.5	0.27	U
75-34-3	1,1-Dichloroethane	ND	0.75	0.21	U
67-66-3	Chloroform	0.48	0.75	0.16	J
56-23-5	Carbon tetrachloride	ND	0.50	0.10	U
78-87-5	1,2-Dichloropropane	ND	1.0	0.11	U
124-48-1	Dibromochloromethane	ND	0.50	0.15	U
79-00-5	1,1,2-Trichloroethane	ND	0.75	0.09	U
127-18-4	Tetrachloroethene	ND	0.50	0.09	U
108-90-7	Chlorobenzene	ND	0.50	0.07	U
75-69-4	Trichlorofluoromethane	ND	2.5	0.10	U
107-06-2	1,2-Dichloroethane	ND	0.50	0.11	U
71-55-6	1,1,1-Trichloroethane	ND	0.50	0.10	U
75-27-4	Bromodichloromethane	ND	0.50	0.19	U
10061-02-6	trans-1,3-Dichloropropene	ND	0.50	0.15	U
10061-01-5	cis-1,3-Dichloropropene	ND	0.50	0.14	U
542-75-6	1,3-Dichloropropene, Total	ND	0.50	0.14	U
75-25-2	Bromoform	ND	2.0	0.25	U
79-34-5	1,1,2,2-Tetrachloroethane	ND	0.50	0.09	U
71-43-2	Benzene	ND	0.50	0.09	U
108-88-3	Toluene	ND	0.75	0.16	U
100-41-4	Ethylbenzene	ND	0.50	0.10	U
74-87-3	Chloromethane	ND	2.5	0.09	U
74-83-9	Bromomethane	ND	1.0	0.26	U
75-01-4	Vinyl chloride	ND	1.0	0.09	U
75-00-3	Chloroethane	ND	1.0	0.13	U
75-35-4	1,1-Dichloroethene	ND	0.50	0.09	U
156-60-5	trans-1,2-Dichloroethene	ND	0.75	0.16	U

Form 1
Volatile Organics

Client	: Tetra Tech GEO	Lab Number	: L1421110
Project Name	: LOCKHEED-NORTH PLAINFIELD	Project Number	: 117-0507.600.02
Lab ID	: L1421110-32	Date Collected	: 09/11/14 14:10
Client ID	: MW-547I	Date Received	: 09/12/14
Sample Location	: NORTH PLAINFIELD	Date Analyzed	: 09/19/14 18:17
Sample Matrix	: WATER	Dilution Factor	: 1
Analytical Method	: 1,8260C	Analyst	: PD
Lab File ID	: 0919A21	Instrument ID	: VOA105.I
Sample Amount	: 10 ml	GC Column	: RTX-502.2
Level	: LOW	%Solids	: N/A
Extract Volume (MeOH)	: N/A	Injection Volume	: N/A

		ug/L			
CAS NO.	Parameter	Results	RL	MDL	Qualifier
79-01-6	Trichloroethene	1.0	0.50	0.11	
95-50-1	1,2-Dichlorobenzene	ND	2.5	0.07	U
541-73-1	1,3-Dichlorobenzene	ND	2.5	0.07	U
106-46-7	1,4-Dichlorobenzene	ND	2.5	0.08	U
1634-04-4	Methyl tert butyl ether	ND	1.0	0.15	U
179601-23-1	p/m-Xylene	ND	1.0	0.18	U
95-47-6	o-Xylene	ND	1.0	0.17	U
1330-20-7	Xylene (Total)	ND	1.0	0.17	U
156-59-2	cis-1,2-Dichloroethene	ND	0.50	0.11	U
540-59-0	1,2-Dichloroethene (total)	ND	0.50	0.11	U
100-42-5	Styrene	ND	1.0	0.12	U
75-71-8	Dichlorodifluoromethane	ND	5.0	0.19	U
67-64-1	Acetone	12	5.0	1.5	
75-15-0	Carbon disulfide	ND	5.0	0.09	U
78-93-3	2-Butanone	ND	5.0	1.9	U
108-10-1	4-Methyl-2-pentanone	ND	5.0	0.26	U
591-78-6	2-Hexanone	ND	5.0	0.14	U
74-97-5	Bromochloromethane	ND	2.5	0.13	U
106-93-4	1,2-Dibromoethane	ND	2.0	0.10	U
96-12-8	1,2-Dibromo-3-chloropropane	ND	2.5	0.32	U
98-82-8	Isopropylbenzene	ND	0.50	0.11	U
87-61-6	1,2,3-Trichlorobenzene	ND	2.5	0.12	U
120-82-1	1,2,4-Trichlorobenzene	ND	2.5	0.12	U
79-20-9	Methyl Acetate	ND	2.0	0.23	U
110-82-7	Cyclohexane	ND	10	0.27	U
123-91-1	1,4-Dioxane	ND	250	41.	U
108-87-2	Methyl cyclohexane	ND	10	0.40	U

Form 1
Volatile Organics

Client	: Tetra Tech GEO	Lab Number	: L1421110
Project Name	: LOCKHEED-NORTH PLAINFIELD	Project Number	: 117-0507.600.02
Lab ID	: L1421110-32	Date Collected	: 09/11/14 14:10
Client ID	: MW-547I	Date Received	: 09/12/14
Sample Location	: NORTH PLAINFIELD	Date Analyzed	: 09/19/14 18:17
Sample Matrix	: WATER	Dilution Factor	: 1
Analytical Method	: 1,8260C	Analyst	: PD
Lab File ID	: 0919A21	Instrument ID	: VOA105.I
Sample Amount	: 10 ml	GC Column	: RTX-502.2
Level	: LOW	%Solids	: N/A
Extract Volume (MeOH)	: N/A	Injection Volume	: N/A

		ug/L			
CAS NO.	**Parameter**	**Results**	**RL**	**MDL**	**Qualifier**
76-13-1	1,1,2-Trichloro-1,2,2-Trifluoroethane	ND	2.5	0.15	U

Tentatively Identified Compounds
Volatile Organics

Client	: Tetra Tech GEO	Lab Number	: L1421110
Project Name	: LOCKHEED-NORTH PLAINFIELD	Project Number	: 117-0507.600.02
Lab ID	: L1421110-32	Date Collected	: 09/11/14 14:10
Client ID	: MW-547I	Date Received	: 09/12/14
Sample Location	: NORTH PLAINFIELD	Date Analyzed	: 09/19/14 18:17
Sample Matrix	: WATER	Dilution Factor	: 1
Analytical Method	: 1,8260C	Analyst	: PD
Lab File ID	: 0919A21	Instrument ID	: VOA105.I
Sample Amount	: 10 ml	GC Column	: RTX-502.2
Level	: LOW	%Solids	: N/A
Extract Volume (MeOH)	: N/A	Injection Volume	: N/A

Number TICS found: 0 **Concentration Units: ug/L**

CAS Number	Compound Name	RT	EST. CONC.	Qualifier
	NO TENTATIVELY IDENTIFIED COMPOUNDS			

Form 1
Volatile Organics

Client	: Tetra Tech GEO	Lab Number	: L1421110
Project Name	: LOCKHEED-NORTH PLAINFIELD	Project Number	: 117-0507.600.02
Lab ID	: L1421110-33	Date Collected	: 09/11/14 14:15
Client ID	: MW-547D	Date Received	: 09/12/14
Sample Location	: NORTH PLAINFIELD	Date Analyzed	: 09/19/14 18:45
Sample Matrix	: WATER	Dilution Factor	: 1
Analytical Method	: 1,8260C	Analyst	: PD
Lab File ID	: 0919A22	Instrument ID	: VOA105.I
Sample Amount	: 10 ml	GC Column	: RTX-502.2
Level	: LOW	%Solids	: N/A
Extract Volume (MeOH)	: N/A	Injection Volume	: N/A

		ug/L			
CAS NO.	Parameter	Results	RL	MDL	Qualifier
75-09-2	Methylene chloride	ND	2.5	0.27	U
75-34-3	1,1-Dichloroethane	ND	0.75	0.21	U
67-66-3	Chloroform	ND	0.75	0.16	U
56-23-5	Carbon tetrachloride	ND	0.50	0.10	U
78-87-5	1,2-Dichloropropane	ND	1.0	0.11	U
124-48-1	Dibromochloromethane	ND	0.50	0.15	U
79-00-5	1,1,2-Trichloroethane	ND	0.75	0.09	U
127-18-4	Tetrachloroethene	ND	0.50	0.09	U
108-90-7	Chlorobenzene	ND	0.50	0.07	U
75-69-4	Trichlorofluoromethane	ND	2.5	0.10	U
107-06-2	1,2-Dichloroethane	ND	0.50	0.11	U
71-55-6	1,1,1-Trichloroethane	ND	0.50	0.10	U
75-27-4	Bromodichloromethane	ND	0.50	0.19	U
10061-02-6	trans-1,3-Dichloropropene	ND	0.50	0.15	U
10061-01-5	cis-1,3-Dichloropropene	ND	0.50	0.14	U
542-75-6	1,3-Dichloropropene, Total	ND	0.50	0.14	U
75-25-2	Bromoform	ND	2.0	0.25	U
79-34-5	1,1,2,2-Tetrachloroethane	ND	0.50	0.09	U
71-43-2	Benzene	ND	0.50	0.09	U
108-88-3	Toluene	ND	0.75	0.16	U
100-41-4	Ethylbenzene	ND	0.50	0.10	U
74-87-3	Chloromethane	ND	2.5	0.09	U
74-83-9	Bromomethane	ND	1.0	0.26	U
75-01-4	Vinyl chloride	ND	1.0	0.09	U
75-00-3	Chloroethane	ND	1.0	0.13	U
75-35-4	1,1-Dichloroethene	ND	0.50	0.09	U
156-60-5	trans-1,2-Dichloroethene	ND	0.75	0.16	U

Form 1
Volatile Organics

Client	: Tetra Tech GEO	Lab Number	: L1421110
Project Name	: LOCKHEED-NORTH PLAINFIELD	Project Number	: 117-0507.600.02
Lab ID	: L1421110-33	Date Collected	: 09/11/14 14:15
Client ID	: MW-547D	Date Received	: 09/12/14
Sample Location	: NORTH PLAINFIELD	Date Analyzed	: 09/19/14 18:45
Sample Matrix	: WATER	Dilution Factor	: 1
Analytical Method	: 1,8260C	Analyst	: PD
Lab File ID	: 0919A22	Instrument ID	: VOA105.I
Sample Amount	: 10 ml	GC Column	: RTX-502.2
Level	: LOW	%Solids	: N/A
Extract Volume (MeOH)	: N/A	Injection Volume	: N/A

		ug/L			
CAS NO.	Parameter	Results	RL	MDL	Qualifier
79-01-6	Trichloroethene	ND	0.50	0.11	U
95-50-1	1,2-Dichlorobenzene	ND	2.5	0.07	U
541-73-1	1,3-Dichlorobenzene	ND	2.5	0.07	U
106-46-7	1,4-Dichlorobenzene	ND	2.5	0.08	U
1634-04-4	Methyl tert butyl ether	ND	1.0	0.15	U
179601-23-1	p/m-Xylene	ND	1.0	0.18	U
95-47-6	o-Xylene	ND	1.0	0.17	U
1330-20-7	Xylene (Total)	ND	1.0	0.17	U
156-59-2	cis-1,2-Dichloroethene	ND	0.50	0.11	U
540-59-0	1,2-Dichloroethene (total)	ND	0.50	0.11	U
100-42-5	Styrene	ND	1.0	0.12	U
75-71-8	Dichlorodifluoromethane	ND	5.0	0.19	U
67-64-1	Acetone	9.0	5.0	1.5	
75-15-0	Carbon disulfide	ND	5.0	0.09	U
78-93-3	2-Butanone	ND	5.0	1.9	U
108-10-1	4-Methyl-2-pentanone	ND	5.0	0.26	U
591-78-6	2-Hexanone	ND	5.0	0.14	U
74-97-5	Bromochloromethane	ND	2.5	0.13	U
106-93-4	1,2-Dibromoethane	ND	2.0	0.10	U
96-12-8	1,2-Dibromo-3-chloropropane	ND	2.5	0.32	U
98-82-8	Isopropylbenzene	ND	0.50	0.11	U
87-61-6	1,2,3-Trichlorobenzene	ND	2.5	0.12	U
120-82-1	1,2,4-Trichlorobenzene	ND	2.5	0.12	U
79-20-9	Methyl Acetate	ND	2.0	0.23	U
110-82-7	Cyclohexane	ND	10	0.27	U
123-91-1	1,4-Dioxane	ND	250	41.	U
108-87-2	Methyl cyclohexane	ND	10	0.40	U

Form 1
Volatile Organics

Client	: Tetra Tech GEO	Lab Number	: L1421110
Project Name	: LOCKHEED-NORTH PLAINFIELD	Project Number	: 117-0507.600.02
Lab ID	: L1421110-33	Date Collected	: 09/11/14 14:15
Client ID	: MW-547D	Date Received	: 09/12/14
Sample Location	: NORTH PLAINFIELD	Date Analyzed	: 09/19/14 18:45
Sample Matrix	: WATER	Dilution Factor	: 1
Analytical Method	: 1,8260C	Analyst	: PD
Lab File ID	: 0919A22	Instrument ID	: VOA105.I
Sample Amount	: 10 ml	GC Column	: RTX-502.2
Level	: LOW	%Solids	: N/A
Extract Volume (MeOH)	: N/A	Injection Volume	: N/A

		ug/L			
CAS NO.	**Parameter**	**Results**	**RL**	**MDL**	**Qualifier**
76-13-1	1,1,2-Trichloro-1,2,2-Trifluoroethane	ND	2.5	0.15	U

Tentatively Identified Compounds
Volatile Organics

Client	: Tetra Tech GEO	Lab Number	: L1421110
Project Name	: LOCKHEED-NORTH PLAINFIELD	Project Number	: 117-0507.600.02
Lab ID	: L1421110-33	Date Collected	: 09/11/14 14:15
Client ID	: MW-547D	Date Received	: 09/12/14
Sample Location	: NORTH PLAINFIELD	Date Analyzed	: 09/19/14 18:45
Sample Matrix	: WATER	Dilution Factor	: 1
Analytical Method	: 1,8260C	Analyst	: PD
Lab File ID	: 0919A22	Instrument ID	: VOA105.I
Sample Amount	: 10 ml	GC Column	: RTX-502.2
Level	: LOW	%Solids	: N/A
Extract Volume (MeOH)	: N/A	Injection Volume	: N/A

Number TICS found: 0 **Concentration Units: ug/L**

CAS Number	Compound Name	RT	EST. CONC.	Qualifier
	NO TENTATIVELY IDENTIFIED COMPOUNDS			

Form 1
Volatile Organics

Client	: Tetra Tech GEO	Lab Number	: L1421110
Project Name	: LOCKHEED-NORTH PLAINFIELD	Project Number	: 117-0507.600.02
Lab ID	: L1421110-34	Date Collected	: 09/11/14 07:50
Client ID	: MW-549S	Date Received	: 09/12/14
Sample Location	: NORTH PLAINFIELD	Date Analyzed	: 09/19/14 19:13
Sample Matrix	: WATER	Dilution Factor	: 1
Analytical Method	: 1,8260C	Analyst	: PD
Lab File ID	: 0919A23	Instrument ID	: VOA105.I
Sample Amount	: 10 ml	GC Column	: RTX-502.2
Level	: LOW	%Solids	: N/A
Extract Volume (MeOH)	: N/A	Injection Volume	: N/A

		ug/L			
CAS NO.	Parameter	Results	RL	MDL	Qualifier
75-09-2	Methylene chloride	ND	2.5	0.27	U
75-34-3	1,1-Dichloroethane	ND	0.75	0.21	U
67-66-3	Chloroform	2.5	0.75	0.16	
56-23-5	Carbon tetrachloride	ND	0.50	0.10	U
78-87-5	1,2-Dichloropropane	ND	1.0	0.11	U
124-48-1	Dibromochloromethane	ND	0.50	0.15	U
79-00-5	1,1,2-Trichloroethane	ND	0.75	0.09	U
127-18-4	Tetrachloroethene	3.0	0.50	0.09	
108-90-7	Chlorobenzene	ND	0.50	0.07	U
75-69-4	Trichlorofluoromethane	ND	2.5	0.10	U
107-06-2	1,2-Dichloroethane	ND	0.50	0.11	U
71-55-6	1,1,1-Trichloroethane	ND	0.50	0.10	U
75-27-4	Bromodichloromethane	ND	0.50	0.19	U
10061-02-6	trans-1,3-Dichloropropene	ND	0.50	0.15	U
10061-01-5	cis-1,3-Dichloropropene	ND	0.50	0.14	U
542-75-6	1,3-Dichloropropene, Total	ND	0.50	0.14	U
75-25-2	Bromoform	ND	2.0	0.25	U
79-34-5	1,1,2,2-Tetrachloroethane	ND	0.50	0.09	U
71-43-2	Benzene	ND	0.50	0.09	U
108-88-3	Toluene	ND	0.75	0.16	U
100-41-4	Ethylbenzene	ND	0.50	0.10	U
74-87-3	Chloromethane	ND	2.5	0.09	U
74-83-9	Bromomethane	ND	1.0	0.26	U
75-01-4	Vinyl chloride	ND	1.0	0.09	U
75-00-3	Chloroethane	ND	1.0	0.13	U
75-35-4	1,1-Dichloroethene	ND	0.50	0.09	U
156-60-5	trans-1,2-Dichloroethene	ND	0.75	0.16	U

Form 1
Volatile Organics

Client	: Tetra Tech GEO	Lab Number	: L1421110
Project Name	: LOCKHEED-NORTH PLAINFIELD	Project Number	: 117-0507.600.02
Lab ID	: L1421110-34	Date Collected	: 09/11/14 07:50
Client ID	: MW-549S	Date Received	: 09/12/14
Sample Location	: NORTH PLAINFIELD	Date Analyzed	: 09/19/14 19:13
Sample Matrix	: WATER	Dilution Factor	: 1
Analytical Method	: 1,8260C	Analyst	: PD
Lab File ID	: 0919A23	Instrument ID	: VOA105.I
Sample Amount	: 10 ml	GC Column	: RTX-502.2
Level	: LOW	%Solids	: N/A
Extract Volume (MeOH)	: N/A	Injection Volume	: N/A

		ug/L			
CAS NO.	**Parameter**	**Results**	**RL**	**MDL**	**Qualifier**
79-01-6	Trichloroethene	1.6	0.50	0.11	
95-50-1	1,2-Dichlorobenzene	ND	2.5	0.07	U
541-73-1	1,3-Dichlorobenzene	ND	2.5	0.07	U
106-46-7	1,4-Dichlorobenzene	ND	2.5	0.08	U
1634-04-4	Methyl tert butyl ether	ND	1.0	0.15	U
179601-23-1	p/m-Xylene	ND	1.0	0.18	U
95-47-6	o-Xylene	ND	1.0	0.17	U
1330-20-7	Xylene (Total)	ND	1.0	0.17	U
156-59-2	cis-1,2-Dichloroethene	ND	0.50	0.11	U
540-59-0	1,2-Dichloroethene (total)	ND	0.50	0.11	U
100-42-5	Styrene	ND	1.0	0.12	U
75-71-8	Dichlorodifluoromethane	ND	5.0	0.19	U
67-64-1	Acetone	11	5.0	1.5	
75-15-0	Carbon disulfide	ND	5.0	0.09	U
78-93-3	2-Butanone	ND	5.0	1.9	U
108-10-1	4-Methyl-2-pentanone	ND	5.0	0.26	U
591-78-6	2-Hexanone	ND	5.0	0.14	U
74-97-5	Bromochloromethane	ND	2.5	0.13	U
106-93-4	1,2-Dibromoethane	ND	2.0	0.10	U
96-12-8	1,2-Dibromo-3-chloropropane	ND	2.5	0.32	U
98-82-8	Isopropylbenzene	ND	0.50	0.11	U
87-61-6	1,2,3-Trichlorobenzene	ND	2.5	0.12	U
120-82-1	1,2,4-Trichlorobenzene	ND	2.5	0.12	U
79-20-9	Methyl Acetate	ND	2.0	0.23	U
110-82-7	Cyclohexane	ND	10	0.27	U
123-91-1	1,4-Dioxane	ND	250	41.	U
108-87-2	Methyl cyclohexane	ND	10	0.40	U

Form 1
Volatile Organics

Client	: Tetra Tech GEO	Lab Number	: L1421110
Project Name	: LOCKHEED-NORTH PLAINFIELD	Project Number	: 117-0507.600.02
Lab ID	: L1421110-34	Date Collected	: 09/11/14 07:50
Client ID	: MW-549S	Date Received	: 09/12/14
Sample Location	: NORTH PLAINFIELD	Date Analyzed	: 09/19/14 19:13
Sample Matrix	: WATER	Dilution Factor	: 1
Analytical Method	: 1,8260C	Analyst	: PD
Lab File ID	: 0919A23	Instrument ID	: VOA105.I
Sample Amount	: 10 ml	GC Column	: RTX-502.2
Level	: LOW	%Solids	: N/A
Extract Volume (MeOH)	: N/A	Injection Volume	: N/A

		ug/L			
CAS NO.	**Parameter**	**Results**	**RL**	**MDL**	**Qualifier**
76-13-1	1,1,2-Trichloro-1,2,2-Trifluoroethane	1.2	2.5	0.15	J

Tentatively Identified Compounds
Volatile Organics

Client	: Tetra Tech GEO	Lab Number	: L1421110
Project Name	: LOCKHEED-NORTH PLAINFIELD	Project Number	: 117-0507.600.02
Lab ID	: L1421110-34	Date Collected	: 09/11/14 07:50
Client ID	: MW-549S	Date Received	: 09/12/14
Sample Location	: NORTH PLAINFIELD	Date Analyzed	: 09/19/14 19:13
Sample Matrix	: WATER	Dilution Factor	: 1
Analytical Method	: 1,8260C	Analyst	: PD
Lab File ID	: 0919A23	Instrument ID	: VOA105.I
Sample Amount	: 10 ml	GC Column	: RTX-502.2
Level	: LOW	%Solids	: N/A
Extract Volume (MeOH)	: N/A	Injection Volume	: N/A

Number TICS found: 0 **Concentration Units: ug/L**

CAS Number	Compound Name	RT	EST. CONC.	Qualifier
	NO TENTATIVELY IDENTIFIED COMPOUNDS			

Form 1
Volatile Organics

Client	: Tetra Tech GEO	Lab Number	: L1421110
Project Name	: LOCKHEED-NORTH PLAINFIELD	Project Number	: 117-0507.600.02
Lab ID	: L1421110-35	Date Collected	: 09/11/14 08:00
Client ID	: MW-549I	Date Received	: 09/12/14
Sample Location	: NORTH PLAINFIELD	Date Analyzed	: 09/19/14 19:41
Sample Matrix	: WATER	Dilution Factor	: 1
Analytical Method	: 1,8260C	Analyst	: PD
Lab File ID	: 0919A24	Instrument ID	: VOA105.I
Sample Amount	: 10 ml	GC Column	: RTX-502.2
Level	: LOW	%Solids	: N/A
Extract Volume (MeOH)	: N/A	Injection Volume	: N/A

		ug/L			
CAS NO.	Parameter	Results	RL	MDL	Qualifier
75-09-2	Methylene chloride	ND	2.5	0.27	U
75-34-3	1,1-Dichloroethane	ND	0.75	0.21	U
67-66-3	Chloroform	0.18	0.75	0.16	J
56-23-5	Carbon tetrachloride	ND	0.50	0.10	U
78-87-5	1,2-Dichloropropane	ND	1.0	0.11	U
124-48-1	Dibromochloromethane	ND	0.50	0.15	U
79-00-5	1,1,2-Trichloroethane	ND	0.75	0.09	U
127-18-4	Tetrachloroethene	1.1	0.50	0.09	
108-90-7	Chlorobenzene	ND	0.50	0.07	U
75-69-4	Trichlorofluoromethane	ND	2.5	0.10	U
107-06-2	1,2-Dichloroethane	ND	0.50	0.11	U
71-55-6	1,1,1-Trichloroethane	ND	0.50	0.10	U
75-27-4	Bromodichloromethane	ND	0.50	0.19	U
10061-02-6	trans-1,3-Dichloropropene	ND	0.50	0.15	U
10061-01-5	cis-1,3-Dichloropropene	ND	0.50	0.14	U
542-75-6	1,3-Dichloropropene, Total	ND	0.50	0.14	U
75-25-2	Bromoform	ND	2.0	0.25	U
79-34-5	1,1,2,2-Tetrachloroethane	ND	0.50	0.09	U
71-43-2	Benzene	ND	0.50	0.09	U
108-88-3	Toluene	ND	0.75	0.16	U
100-41-4	Ethylbenzene	ND	0.50	0.10	U
74-87-3	Chloromethane	ND	2.5	0.09	U
74-83-9	Bromomethane	ND	1.0	0.26	U
75-01-4	Vinyl chloride	ND	1.0	0.09	U
75-00-3	Chloroethane	ND	1.0	0.13	U
75-35-4	1,1-Dichloroethene	ND	0.50	0.09	U
156-60-5	trans-1,2-Dichloroethene	ND	0.75	0.16	U

Form 1
Volatile Organics

Client	: Tetra Tech GEO	Lab Number	: L1421110
Project Name	: LOCKHEED-NORTH PLAINFIELD	Project Number	: 117-0507.600.02
Lab ID	: L1421110-35	Date Collected	: 09/11/14 08:00
Client ID	: MW-549I	Date Received	: 09/12/14
Sample Location	: NORTH PLAINFIELD	Date Analyzed	: 09/19/14 19:41
Sample Matrix	: WATER	Dilution Factor	: 1
Analytical Method	: 1,8260C	Analyst	: PD
Lab File ID	: 0919A24	Instrument ID	: VOA105.I
Sample Amount	: 10 ml	GC Column	: RTX-502.2
Level	: LOW	%Solids	: N/A
Extract Volume (MeOH)	: N/A	Injection Volume	: N/A

		ug/L			
CAS NO.	Parameter	Results	RL	MDL	Qualifier
79-01-6	Trichloroethene	49	0.50	0.11	
95-50-1	1,2-Dichlorobenzene	ND	2.5	0.07	U
541-73-1	1,3-Dichlorobenzene	ND	2.5	0.07	U
106-46-7	1,4-Dichlorobenzene	ND	2.5	0.08	U
1634-04-4	Methyl tert butyl ether	ND	1.0	0.15	U
179601-23-1	p/m-Xylene	ND	1.0	0.18	U
95-47-6	o-Xylene	ND	1.0	0.17	U
1330-20-7	Xylene (Total)	ND	1.0	0.17	U
156-59-2	cis-1,2-Dichloroethene	1.4	0.50	0.11	
540-59-0	1,2-Dichloroethene (total)	1.4	0.50	0.11	
100-42-5	Styrene	ND	1.0	0.12	U
75-71-8	Dichlorodifluoromethane	ND	5.0	0.19	U
67-64-1	Acetone	9.6	5.0	1.5	
75-15-0	Carbon disulfide	ND	5.0	0.09	U
78-93-3	2-Butanone	ND	5.0	1.9	U
108-10-1	4-Methyl-2-pentanone	ND	5.0	0.26	U
591-78-6	2-Hexanone	ND	5.0	0.14	U
74-97-5	Bromochloromethane	ND	2.5	0.13	U
106-93-4	1,2-Dibromoethane	ND	2.0	0.10	U
96-12-8	1,2-Dibromo-3-chloropropane	ND	2.5	0.32	U
98-82-8	Isopropylbenzene	ND	0.50	0.11	U
87-61-6	1,2,3-Trichlorobenzene	ND	2.5	0.12	U
120-82-1	1,2,4-Trichlorobenzene	ND	2.5	0.12	U
79-20-9	Methyl Acetate	ND	2.0	0.23	U
110-82-7	Cyclohexane	ND	10	0.27	U
123-91-1	1,4-Dioxane	ND	250	41.	U
108-87-2	Methyl cyclohexane	ND	10	0.40	U

Form 1
Volatile Organics

Client	: Tetra Tech GEO	Lab Number	: L1421110
Project Name	: LOCKHEED-NORTH PLAINFIELD	Project Number	: 117-0507.600.02
Lab ID	: L1421110-35	Date Collected	: 09/11/14 08:00
Client ID	: MW-549I	Date Received	: 09/12/14
Sample Location	: NORTH PLAINFIELD	Date Analyzed	: 09/19/14 19:41
Sample Matrix	: WATER	Dilution Factor	: 1
Analytical Method	: 1,8260C	Analyst	: PD
Lab File ID	: 0919A24	Instrument ID	: VOA105.I
Sample Amount	: 10 ml	GC Column	: RTX-502.2
Level	: LOW	%Solids	: N/A
Extract Volume (MeOH)	: N/A	Injection Volume	: N/A

		ug/L			
CAS NO.	**Parameter**	**Results**	**RL**	**MDL**	**Qualifier**
76-13-1	1,1,2-Trichloro-1,2,2-Trifluoroethane	1.2	2.5	0.15	J

Tentatively Identified Compounds
Volatile Organics

Client	: Tetra Tech GEO	Lab Number	: L1421110
Project Name	: LOCKHEED-NORTH PLAINFIELD	Project Number	: 117-0507.600.02
Lab ID	: L1421110-35	Date Collected	: 09/11/14 08:00
Client ID	: MW-549I	Date Received	: 09/12/14
Sample Location	: NORTH PLAINFIELD	Date Analyzed	: 09/19/14 19:41
Sample Matrix	: WATER	Dilution Factor	: 1
Analytical Method	: 1,8260C	Analyst	: PD
Lab File ID	: 0919A24	Instrument ID	: VOA105.I
Sample Amount	: 10 ml	GC Column	: RTX-502.2
Level	: LOW	%Solids	: N/A
Extract Volume (MeOH)	: N/A	Injection Volume	: N/A

Number TICS found: 0 **Concentration Units: ug/L**

CAS Number	Compound Name	RT	EST. CONC.	Qualifier
	NO TENTATIVELY IDENTIFIED COMPOUNDS			

Form 1
Volatile Organics

Client	: Tetra Tech GEO	Lab Number	: L1421110
Project Name	: LOCKHEED-NORTH PLAINFIELD	Project Number	: 117-0507.600.02
Lab ID	: L1421110-36	Date Collected	: 09/11/14 08:50
Client ID	: MW-550S	Date Received	: 09/12/14
Sample Location	: NORTH PLAINFIELD	Date Analyzed	: 09/19/14 20:09
Sample Matrix	: WATER	Dilution Factor	: 1
Analytical Method	: 1,8260C	Analyst	: PD
Lab File ID	: 0919A25	Instrument ID	: VOA105.I
Sample Amount	: 10 ml	GC Column	: RTX-502.2
Level	: LOW	%Solids	: N/A
Extract Volume (MeOH)	: N/A	Injection Volume	: N/A

		ug/L			
CAS NO.	Parameter	Results	RL	MDL	Qualifier
75-09-2	Methylene chloride	ND	2.5	0.27	U
75-34-3	1,1-Dichloroethane	ND	0.75	0.21	U
67-66-3	Chloroform	1.1	0.75	0.16	
56-23-5	Carbon tetrachloride	ND	0.50	0.10	U
78-87-5	1,2-Dichloropropane	ND	1.0	0.11	U
124-48-1	Dibromochloromethane	ND	0.50	0.15	U
79-00-5	1,1,2-Trichloroethane	ND	0.75	0.09	U
127-18-4	Tetrachloroethene	ND	0.50	0.09	U
108-90-7	Chlorobenzene	ND	0.50	0.07	U
75-69-4	Trichlorofluoromethane	ND	2.5	0.10	U
107-06-2	1,2-Dichloroethane	ND	0.50	0.11	U
71-55-6	1,1,1-Trichloroethane	ND	0.50	0.10	U
75-27-4	Bromodichloromethane	ND	0.50	0.19	U
10061-02-6	trans-1,3-Dichloropropene	ND	0.50	0.15	U
10061-01-5	cis-1,3-Dichloropropene	ND	0.50	0.14	U
542-75-6	1,3-Dichloropropene, Total	ND	0.50	0.14	U
75-25-2	Bromoform	ND	2.0	0.25	U
79-34-5	1,1,2,2-Tetrachloroethane	ND	0.50	0.09	U
71-43-2	Benzene	ND	0.50	0.09	U
108-88-3	Toluene	ND	0.75	0.16	U
100-41-4	Ethylbenzene	ND	0.50	0.10	U
74-87-3	Chloromethane	ND	2.5	0.09	U
74-83-9	Bromomethane	ND	1.0	0.26	U
75-01-4	Vinyl chloride	ND	1.0	0.09	U
75-00-3	Chloroethane	ND	1.0	0.13	U
75-35-4	1,1-Dichloroethene	ND	0.50	0.09	U
156-60-5	trans-1,2-Dichloroethene	ND	0.75	0.16	U

Form 1
Volatile Organics

Client	: Tetra Tech GEO	Lab Number	: L1421110
Project Name	: LOCKHEED-NORTH PLAINFIELD	Project Number	: 117-0507.600.02
Lab ID	: L1421110-36	Date Collected	: 09/11/14 08:50
Client ID	: MW-550S	Date Received	: 09/12/14
Sample Location	: NORTH PLAINFIELD	Date Analyzed	: 09/19/14 20:09
Sample Matrix	: WATER	Dilution Factor	: 1
Analytical Method	: 1,8260C	Analyst	: PD
Lab File ID	: 0919A25	Instrument ID	: VOA105.I
Sample Amount	: 10 ml	GC Column	: RTX-502.2
Level	: LOW	%Solids	: N/A
Extract Volume (MeOH)	: N/A	Injection Volume	: N/A

		ug/L			
CAS NO.	Parameter	Results	RL	MDL	Qualifier
79-01-6	Trichloroethene	1.2	0.50	0.11	
95-50-1	1,2-Dichlorobenzene	ND	2.5	0.07	U
541-73-1	1,3-Dichlorobenzene	ND	2.5	0.07	U
106-46-7	1,4-Dichlorobenzene	ND	2.5	0.08	U
1634-04-4	Methyl tert butyl ether	ND	1.0	0.15	U
179601-23-1	p/m-Xylene	ND	1.0	0.18	U
95-47-6	o-Xylene	ND	1.0	0.17	U
1330-20-7	Xylene (Total)	ND	1.0	0.17	U
156-59-2	cis-1,2-Dichloroethene	ND	0.50	0.11	U
540-59-0	1,2-Dichloroethene (total)	ND	0.50	0.11	U
100-42-5	Styrene	ND	1.0	0.12	U
75-71-8	Dichlorodifluoromethane	ND	5.0	0.19	U
67-64-1	Acetone	9.4	5.0	1.5	
75-15-0	Carbon disulfide	ND	5.0	0.09	U
78-93-3	2-Butanone	ND	5.0	1.9	U
108-10-1	4-Methyl-2-pentanone	ND	5.0	0.26	U
591-78-6	2-Hexanone	ND	5.0	0.14	U
74-97-5	Bromochloromethane	ND	2.5	0.13	U
106-93-4	1,2-Dibromoethane	ND	2.0	0.10	U
96-12-8	1,2-Dibromo-3-chloropropane	ND	2.5	0.32	U
98-82-8	Isopropylbenzene	ND	0.50	0.11	U
87-61-6	1,2,3-Trichlorobenzene	ND	2.5	0.12	U
120-82-1	1,2,4-Trichlorobenzene	ND	2.5	0.12	U
79-20-9	Methyl Acetate	ND	2.0	0.23	U
110-82-7	Cyclohexane	ND	10	0.27	U
123-91-1	1,4-Dioxane	ND	250	41.	U
108-87-2	Methyl cyclohexane	ND	10	0.40	U

Form 1
Volatile Organics

Client	: Tetra Tech GEO	Lab Number	: L1421110
Project Name	: LOCKHEED-NORTH PLAINFIELD	Project Number	: 117-0507.600.02
Lab ID	: L1421110-36	Date Collected	: 09/11/14 08:50
Client ID	: MW-550S	Date Received	: 09/12/14
Sample Location	: NORTH PLAINFIELD	Date Analyzed	: 09/19/14 20:09
Sample Matrix	: WATER	Dilution Factor	: 1
Analytical Method	: 1,8260C	Analyst	: PD
Lab File ID	: 0919A25	Instrument ID	: VOA105.I
Sample Amount	: 10 ml	GC Column	: RTX-502.2
Level	: LOW	%Solids	: N/A
Extract Volume (MeOH)	: N/A	Injection Volume	: N/A

		ug/L			
CAS NO.	**Parameter**	**Results**	**RL**	**MDL**	**Qualifier**
76-13-1	1,1,2-Trichloro-1,2,2-Trifluoroethane	ND	2.5	0.15	U

Tentatively Identified Compounds
Volatile Organics

Client	: Tetra Tech GEO	Lab Number	: L1421110
Project Name	: LOCKHEED-NORTH PLAINFIELD	Project Number	: 117-0507.600.02
Lab ID	: L1421110-36	Date Collected	: 09/11/14 08:50
Client ID	: MW-550S	Date Received	: 09/12/14
Sample Location	: NORTH PLAINFIELD	Date Analyzed	: 09/19/14 20:09
Sample Matrix	: WATER	Dilution Factor	: 1
Analytical Method	: 1,8260C	Analyst	: PD
Lab File ID	: 0919A25	Instrument ID	: VOA105.I
Sample Amount	: 10 ml	GC Column	: RTX-502.2
Level	: LOW	%Solids	: N/A
Extract Volume (MeOH)	: N/A	Injection Volume	: N/A

Number TICS found: 0 **Concentration Units: ug/L**

CAS Number	Compound Name	RT	EST. CONC.	Qualifier
	NO TENTATIVELY IDENTIFIED COMPOUNDS			

Form 1
Volatile Organics

Client	: Tetra Tech GEO	Lab Number	: L1421110
Project Name	: LOCKHEED-NORTH PLAINFIELD	Project Number	: 117-0507.600.02
Lab ID	: L1421110-37	Date Collected	: 09/11/14 14:25
Client ID	: PZ-521S	Date Received	: 09/12/14
Sample Location	: NORTH PLAINFIELD	Date Analyzed	: 09/20/14 18:04
Sample Matrix	: WATER	Dilution Factor	: 1
Analytical Method	: 1,8260C	Analyst	: PD
Lab File ID	: 0920A07	Instrument ID	: VOA105.I
Sample Amount	: 10 ml	GC Column	: RTX-502.2
Level	: LOW	%Solids	: N/A
Extract Volume (MeOH)	: N/A	Injection Volume	: N/A

		ug/L			
CAS NO.	**Parameter**	**Results**	**RL**	**MDL**	**Qualifier**
75-09-2	Methylene chloride	ND	2.5	0.27	U
75-34-3	1,1-Dichloroethane	ND	0.75	0.21	U
67-66-3	Chloroform	ND	0.75	0.16	U
56-23-5	Carbon tetrachloride	ND	0.50	0.10	U
78-87-5	1,2-Dichloropropane	ND	1.0	0.11	U
124-48-1	Dibromochloromethane	ND	0.50	0.15	U
79-00-5	1,1,2-Trichloroethane	ND	0.75	0.09	U
127-18-4	Tetrachloroethene	0.23	0.50	0.09	J
108-90-7	Chlorobenzene	ND	0.50	0.07	U
75-69-4	Trichlorofluoromethane	ND	2.5	0.10	U
107-06-2	1,2-Dichloroethane	ND	0.50	0.11	U
71-55-6	1,1,1-Trichloroethane	ND	0.50	0.10	U
75-27-4	Bromodichloromethane	ND	0.50	0.19	U
10061-02-6	trans-1,3-Dichloropropene	ND	0.50	0.15	U
10061-01-5	cis-1,3-Dichloropropene	ND	0.50	0.14	U
542-75-6	1,3-Dichloropropene, Total	ND	0.50	0.14	U
75-25-2	Bromoform	ND	2.0	0.25	U
79-34-5	1,1,2,2-Tetrachloroethane	ND	0.50	0.09	U
71-43-2	Benzene	ND	0.50	0.09	U
108-88-3	Toluene	ND	0.75	0.16	U
100-41-4	Ethylbenzene	ND	0.50	0.10	U
74-87-3	Chloromethane	ND	2.5	0.09	U
74-83-9	Bromomethane	ND	1.0	0.26	U
75-01-4	Vinyl chloride	ND	1.0	0.09	U
75-00-3	Chloroethane	ND	1.0	0.13	U
75-35-4	1,1-Dichloroethene	ND	0.50	0.09	U
156-60-5	trans-1,2-Dichloroethene	ND	0.75	0.16	U

Form 1
Volatile Organics

Client	: Tetra Tech GEO	Lab Number	: L1421110
Project Name	: LOCKHEED-NORTH PLAINFIELD	Project Number	: 117-0507.600.02
Lab ID	: L1421110-37	Date Collected	: 09/11/14 14:25
Client ID	: PZ-521S	Date Received	: 09/12/14
Sample Location	: NORTH PLAINFIELD	Date Analyzed	: 09/20/14 18:04
Sample Matrix	: WATER	Dilution Factor	: 1
Analytical Method	: 1,8260C	Analyst	: PD
Lab File ID	: 0920A07	Instrument ID	: VOA105.I
Sample Amount	: 10 ml	GC Column	: RTX-502.2
Level	: LOW	%Solids	: N/A
Extract Volume (MeOH)	: N/A	Injection Volume	: N/A

		ug/L			
CAS NO.	Parameter	Results	RL	MDL	Qualifier
79-01-6	Trichloroethene	0.41	0.50	0.11	J
95-50-1	1,2-Dichlorobenzene	0.28	2.5	0.07	J
541-73-1	1,3-Dichlorobenzene	ND	2.5	0.07	U
106-46-7	1,4-Dichlorobenzene	ND	2.5	0.08	U
1634-04-4	Methyl tert butyl ether	ND	1.0	0.15	U
179601-23-1	p/m-Xylene	ND	1.0	0.18	U
95-47-6	o-Xylene	ND	1.0	0.17	U
1330-20-7	Xylene (Total)	ND	1.0	0.17	U
156-59-2	cis-1,2-Dichloroethene	0.77	0.50	0.11	
540-59-0	1,2-Dichloroethene (total)	0.77	0.50	0.11	
100-42-5	Styrene	ND	1.0	0.12	U
75-71-8	Dichlorodifluoromethane	ND	5.0	0.19	U
67-64-1	Acetone	12	5.0	1.5	
75-15-0	Carbon disulfide	ND	5.0	0.09	U
78-93-3	2-Butanone	ND	5.0	1.9	U
108-10-1	4-Methyl-2-pentanone	ND	5.0	0.26	U
591-78-6	2-Hexanone	ND	5.0	0.14	U
74-97-5	Bromochloromethane	ND	2.5	0.13	U
106-93-4	1,2-Dibromoethane	ND	2.0	0.10	U
96-12-8	1,2-Dibromo-3-chloropropane	ND	2.5	0.32	U
98-82-8	Isopropylbenzene	ND	0.50	0.11	U
87-61-6	1,2,3-Trichlorobenzene	ND	2.5	0.12	U
120-82-1	1,2,4-Trichlorobenzene	ND	2.5	0.12	U
79-20-9	Methyl Acetate	ND	2.0	0.23	U
110-82-7	Cyclohexane	ND	10	0.27	U
123-91-1	1,4-Dioxane	ND	250	41.	U
108-87-2	Methyl cyclohexane	ND	10	0.40	U

Form 1
Volatile Organics

Client	: Tetra Tech GEO	Lab Number	: L1421110
Project Name	: LOCKHEED-NORTH PLAINFIELD	Project Number	: 117-0507.600.02
Lab ID	: L1421110-37	Date Collected	: 09/11/14 14:25
Client ID	: PZ-521S	Date Received	: 09/12/14
Sample Location	: NORTH PLAINFIELD	Date Analyzed	: 09/20/14 18:04
Sample Matrix	: WATER	Dilution Factor	: 1
Analytical Method	: 1,8260C	Analyst	: PD
Lab File ID	: 0920A07	Instrument ID	: VOA105.I
Sample Amount	: 10 ml	GC Column	: RTX-502.2
Level	: LOW	%Solids	: N/A
Extract Volume (MeOH)	: N/A	Injection Volume	: N/A

		ug/L			
CAS NO.	**Parameter**	**Results**	**RL**	**MDL**	**Qualifier**
76-13-1	1,1,2-Trichloro-1,2,2-Trifluoroethane	ND	2.5	0.15	U

Tentatively Identified Compounds
Volatile Organics

Client	: Tetra Tech GEO	Lab Number	: L1421110
Project Name	: LOCKHEED-NORTH PLAINFIELD	Project Number	: 117-0507.600.02
Lab ID	: L1421110-37	Date Collected	: 09/11/14 14:25
Client ID	: PZ-521S	Date Received	: 09/12/14
Sample Location	: NORTH PLAINFIELD	Date Analyzed	: 09/20/14 18:04
Sample Matrix	: WATER	Dilution Factor	: 1
Analytical Method	: 1,8260C	Analyst	: PD
Lab File ID	: 0920A07	Instrument ID	: VOA105.I
Sample Amount	: 10 ml	GC Column	: RTX-502.2
Level	: LOW	%Solids	: N/A
Extract Volume (MeOH)	: N/A	Injection Volume	: N/A

Number TICS found: 0 **Concentration Units: ug/L**

CAS Number	Compound Name	RT	EST. CONC.	Qualifier
	NO TENTATIVELY IDENTIFIED COMPOUNDS			

Form 1
Volatile Organics

Client	: Tetra Tech GEO	Lab Number	: L1421110
Project Name	: LOCKHEED-NORTH PLAINFIELD	Project Number	: 117-0507.600.02
Lab ID	: L1421110-38	Date Collected	: 09/11/14 14:30
Client ID	: PZ-521I	Date Received	: 09/12/14
Sample Location	: NORTH PLAINFIELD	Date Analyzed	: 09/20/14 18:32
Sample Matrix	: WATER	Dilution Factor	: 1
Analytical Method	: 1,8260C	Analyst	: PD
Lab File ID	: 0920A08	Instrument ID	: VOA105.I
Sample Amount	: 10 ml	GC Column	: RTX-502.2
Level	: LOW	%Solids	: N/A
Extract Volume (MeOH)	: N/A	Injection Volume	: N/A

		ug/L			
CAS NO.	Parameter	Results	RL	MDL	Qualifier
75-09-2	Methylene chloride	ND	2.5	0.27	U
75-34-3	1,1-Dichloroethane	ND	0.75	0.21	U
67-66-3	Chloroform	0.22	0.75	0.16	J
56-23-5	Carbon tetrachloride	ND	0.50	0.10	U
78-87-5	1,2-Dichloropropane	ND	1.0	0.11	U
124-48-1	Dibromochloromethane	ND	0.50	0.15	U
79-00-5	1,1,2-Trichloroethane	ND	0.75	0.09	U
127-18-4	Tetrachloroethene	ND	0.50	0.09	U
108-90-7	Chlorobenzene	ND	0.50	0.07	U
75-69-4	Trichlorofluoromethane	ND	2.5	0.10	U
107-06-2	1,2-Dichloroethane	ND	0.50	0.11	U
71-55-6	1,1,1-Trichloroethane	ND	0.50	0.10	U
75-27-4	Bromodichloromethane	ND	0.50	0.19	U
10061-02-6	trans-1,3-Dichloropropene	ND	0.50	0.15	U
10061-01-5	cis-1,3-Dichloropropene	ND	0.50	0.14	U
542-75-6	1,3-Dichloropropene, Total	ND	0.50	0.14	U
75-25-2	Bromoform	ND	2.0	0.25	U
79-34-5	1,1,2,2-Tetrachloroethane	ND	0.50	0.09	U
71-43-2	Benzene	ND	0.50	0.09	U
108-88-3	Toluene	ND	0.75	0.16	U
100-41-4	Ethylbenzene	ND	0.50	0.10	U
74-87-3	Chloromethane	ND	2.5	0.09	U
74-83-9	Bromomethane	ND	1.0	0.26	U
75-01-4	Vinyl chloride	ND	1.0	0.09	U
75-00-3	Chloroethane	ND	1.0	0.13	U
75-35-4	1,1-Dichloroethene	ND	0.50	0.09	U
156-60-5	trans-1,2-Dichloroethene	ND	0.75	0.16	U

Form 1
Volatile Organics

Client	: Tetra Tech GEO	Lab Number	: L1421110
Project Name	: LOCKHEED-NORTH PLAINFIELD	Project Number	: 117-0507.600.02
Lab ID	: L1421110-38	Date Collected	: 09/11/14 14:30
Client ID	: PZ-521I	Date Received	: 09/12/14
Sample Location	: NORTH PLAINFIELD	Date Analyzed	: 09/20/14 18:32
Sample Matrix	: WATER	Dilution Factor	: 1
Analytical Method	: 1,8260C	Analyst	: PD
Lab File ID	: 0920A08	Instrument ID	: VOA105.I
Sample Amount	: 10 ml	GC Column	: RTX-502.2
Level	: LOW	%Solids	: N/A
Extract Volume (MeOH)	: N/A	Injection Volume	: N/A

		ug/L			
CAS NO.	Parameter	Results	RL	MDL	Qualifier
79-01-6	Trichloroethene	1.0	0.50	0.11	
95-50-1	1,2-Dichlorobenzene	ND	2.5	0.07	U
541-73-1	1,3-Dichlorobenzene	ND	2.5	0.07	U
106-46-7	1,4-Dichlorobenzene	ND	2.5	0.08	U
1634-04-4	Methyl tert butyl ether	ND	1.0	0.15	U
179601-23-1	p/m-Xylene	ND	1.0	0.18	U
95-47-6	o-Xylene	ND	1.0	0.17	U
1330-20-7	Xylene (Total)	ND	1.0	0.17	U
156-59-2	cis-1,2-Dichloroethene	ND	0.50	0.11	U
540-59-0	1,2-Dichloroethene (total)	ND	0.50	0.11	U
100-42-5	Styrene	ND	1.0	0.12	U
75-71-8	Dichlorodifluoromethane	ND	5.0	0.19	U
67-64-1	Acetone	10	5.0	1.5	
75-15-0	Carbon disulfide	ND	5.0	0.09	U
78-93-3	2-Butanone	ND	5.0	1.9	U
108-10-1	4-Methyl-2-pentanone	ND	5.0	0.26	U
591-78-6	2-Hexanone	ND	5.0	0.14	U
74-97-5	Bromochloromethane	ND	2.5	0.13	U
106-93-4	1,2-Dibromoethane	ND	2.0	0.10	U
96-12-8	1,2-Dibromo-3-chloropropane	ND	2.5	0.32	U
98-82-8	Isopropylbenzene	ND	0.50	0.11	U
87-61-6	1,2,3-Trichlorobenzene	ND	2.5	0.12	U
120-82-1	1,2,4-Trichlorobenzene	ND	2.5	0.12	U
79-20-9	Methyl Acetate	ND	2.0	0.23	U
110-82-7	Cyclohexane	ND	10	0.27	U
123-91-1	1,4-Dioxane	ND	250	41.	U
108-87-2	Methyl cyclohexane	ND	10	0.40	U

Form 1
Volatile Organics

Client	: Tetra Tech GEO	Lab Number	: L1421110
Project Name	: LOCKHEED-NORTH PLAINFIELD	Project Number	: 117-0507.600.02
Lab ID	: L1421110-38	Date Collected	: 09/11/14 14:30
Client ID	: PZ-521I	Date Received	: 09/12/14
Sample Location	: NORTH PLAINFIELD	Date Analyzed	: 09/20/14 18:32
Sample Matrix	: WATER	Dilution Factor	: 1
Analytical Method	: 1,8260C	Analyst	: PD
Lab File ID	: 0920A08	Instrument ID	: VOA105.I
Sample Amount	: 10 ml	GC Column	: RTX-502.2
Level	: LOW	%Solids	: N/A
Extract Volume (MeOH)	: N/A	Injection Volume	: N/A

		ug/L			
CAS NO.	**Parameter**	**Results**	**RL**	**MDL**	**Qualifier**
76-13-1	1,1,2-Trichloro-1,2,2-Trifluoroethane	ND	2.5	0.15	U

Tentatively Identified Compounds
Volatile Organics

Client	: Tetra Tech GEO	Lab Number	: L1421110
Project Name	: LOCKHEED-NORTH PLAINFIELD	Project Number	: 117-0507.600.02
Lab ID	: L1421110-38	Date Collected	: 09/11/14 14:30
Client ID	: PZ-521I	Date Received	: 09/12/14
Sample Location	: NORTH PLAINFIELD	Date Analyzed	: 09/20/14 18:32
Sample Matrix	: WATER	Dilution Factor	: 1
Analytical Method	: 1,8260C	Analyst	: PD
Lab File ID	: 0920A08	Instrument ID	: VOA105.I
Sample Amount	: 10 ml	GC Column	: RTX-502.2
Level	: LOW	%Solids	: N/A
Extract Volume (MeOH)	: N/A	Injection Volume	: N/A

Number TICS found: 0 **Concentration Units: ug/L**

CAS Number	Compound Name	RT	EST. CONC.	Qualifier
	NO TENTATIVELY IDENTIFIED COMPOUNDS			

Form 1
Volatile Organics

Client	: Tetra Tech GEO	Lab Number	: L1421110
Project Name	: LOCKHEED-NORTH PLAINFIELD	Project Number	: 117-0507.600.02
Lab ID	: L1421110-39	Date Collected	: 09/11/14 12:35
Client ID	: PZ-522S	Date Received	: 09/12/14
Sample Location	: NORTH PLAINFIELD	Date Analyzed	: 09/20/14 19:00
Sample Matrix	: WATER	Dilution Factor	: 1
Analytical Method	: 1,8260C	Analyst	: PD
Lab File ID	: 0920A09	Instrument ID	: VOA105.I
Sample Amount	: 10 ml	GC Column	: RTX-502.2
Level	: LOW	%Solids	: N/A
Extract Volume (MeOH)	: N/A	Injection Volume	: N/A

		ug/L			
CAS NO.	**Parameter**	**Results**	**RL**	**MDL**	**Qualifier**
75-09-2	Methylene chloride	ND	2.5	0.27	U
75-34-3	1,1-Dichloroethane	ND	0.75	0.21	U
67-66-3	Chloroform	ND	0.75	0.16	U
56-23-5	Carbon tetrachloride	ND	0.50	0.10	U
78-87-5	1,2-Dichloropropane	ND	1.0	0.11	U
124-48-1	Dibromochloromethane	ND	0.50	0.15	U
79-00-5	1,1,2-Trichloroethane	ND	0.75	0.09	U
127-18-4	Tetrachloroethene	ND	0.50	0.09	U
108-90-7	Chlorobenzene	ND	0.50	0.07	U
75-69-4	Trichlorofluoromethane	ND	2.5	0.10	U
107-06-2	1,2-Dichloroethane	ND	0.50	0.11	U
71-55-6	1,1,1-Trichloroethane	ND	0.50	0.10	U
75-27-4	Bromodichloromethane	ND	0.50	0.19	U
10061-02-6	trans-1,3-Dichloropropene	ND	0.50	0.15	U
10061-01-5	cis-1,3-Dichloropropene	ND	0.50	0.14	U
542-75-6	1,3-Dichloropropene, Total	ND	0.50	0.14	U
75-25-2	Bromoform	ND	2.0	0.25	U
79-34-5	1,1,2,2-Tetrachloroethane	ND	0.50	0.09	U
71-43-2	Benzene	ND	0.50	0.09	U
108-88-3	Toluene	ND	0.75	0.16	U
100-41-4	Ethylbenzene	ND	0.50	0.10	U
74-87-3	Chloromethane	ND	2.5	0.09	U
74-83-9	Bromomethane	ND	1.0	0.26	U
75-01-4	Vinyl chloride	ND	1.0	0.09	U
75-00-3	Chloroethane	ND	1.0	0.13	U
75-35-4	1,1-Dichloroethene	ND	0.50	0.09	U
156-60-5	trans-1,2-Dichloroethene	ND	0.75	0.16	U

Form 1
Volatile Organics

Client	: Tetra Tech GEO	Lab Number	: L1421110
Project Name	: LOCKHEED-NORTH PLAINFIELD	Project Number	: 117-0507.600.02
Lab ID	: L1421110-39	Date Collected	: 09/11/14 12:35
Client ID	: PZ-522S	Date Received	: 09/12/14
Sample Location	: NORTH PLAINFIELD	Date Analyzed	: 09/20/14 19:00
Sample Matrix	: WATER	Dilution Factor	: 1
Analytical Method	: 1,8260C	Analyst	: PD
Lab File ID	: 0920A09	Instrument ID	: VOA105.I
Sample Amount	: 10 ml	GC Column	: RTX-502.2
Level	: LOW	%Solids	: N/A
Extract Volume (MeOH)	: N/A	Injection Volume	: N/A

		ug/L			
CAS NO.	Parameter	Results	RL	MDL	Qualifier
79-01-6	Trichloroethene	ND	0.50	0.11	U
95-50-1	1,2-Dichlorobenzene	ND	2.5	0.07	U
541-73-1	1,3-Dichlorobenzene	ND	2.5	0.07	U
106-46-7	1,4-Dichlorobenzene	ND	2.5	0.08	U
1634-04-4	Methyl tert butyl ether	ND	1.0	0.15	U
179601-23-1	p/m-Xylene	ND	1.0	0.18	U
95-47-6	o-Xylene	ND	1.0	0.17	U
1330-20-7	Xylene (Total)	ND	1.0	0.17	U
156-59-2	cis-1,2-Dichloroethene	ND	0.50	0.11	U
540-59-0	1,2-Dichloroethene (total)	ND	0.50	0.11	U
100-42-5	Styrene	ND	1.0	0.12	U
75-71-8	Dichlorodifluoromethane	ND	5.0	0.19	U
67-64-1	Acetone	11	5.0	1.5	
75-15-0	Carbon disulfide	ND	5.0	0.09	U
78-93-3	2-Butanone	ND	5.0	1.9	U
108-10-1	4-Methyl-2-pentanone	ND	5.0	0.26	U
591-78-6	2-Hexanone	ND	5.0	0.14	U
74-97-5	Bromochloromethane	ND	2.5	0.13	U
106-93-4	1,2-Dibromoethane	ND	2.0	0.10	U
96-12-8	1,2-Dibromo-3-chloropropane	ND	2.5	0.32	U
98-82-8	Isopropylbenzene	ND	0.50	0.11	U
87-61-6	1,2,3-Trichlorobenzene	ND	2.5	0.12	U
120-82-1	1,2,4-Trichlorobenzene	ND	2.5	0.12	U
79-20-9	Methyl Acetate	ND	2.0	0.23	U
110-82-7	Cyclohexane	ND	10	0.27	U
123-91-1	1,4-Dioxane	ND	250	41.	U
108-87-2	Methyl cyclohexane	ND	10	0.40	U

Form 1
Volatile Organics

Client	: Tetra Tech GEO	Lab Number	: L1421110
Project Name	: LOCKHEED-NORTH PLAINFIELD	Project Number	: 117-0507.600.02
Lab ID	: L1421110-39	Date Collected	: 09/11/14 12:35
Client ID	: PZ-522S	Date Received	: 09/12/14
Sample Location	: NORTH PLAINFIELD	Date Analyzed	: 09/20/14 19:00
Sample Matrix	: WATER	Dilution Factor	: 1
Analytical Method	: 1,8260C	Analyst	: PD
Lab File ID	: 0920A09	Instrument ID	: VOA105.I
Sample Amount	: 10 ml	GC Column	: RTX-502.2
Level	: LOW	%Solids	: N/A
Extract Volume (MeOH)	: N/A	Injection Volume	: N/A

		ug/L			
CAS NO.	**Parameter**	**Results**	**RL**	**MDL**	**Qualifier**
76-13-1	1,1,2-Trichloro-1,2,2-Trifluoroethane	ND	2.5	0.15	U

Tentatively Identified Compounds
Volatile Organics

Client	: Tetra Tech GEO	Lab Number	: L1421110
Project Name	: LOCKHEED-NORTH PLAINFIELD	Project Number	: 117-0507.600.02
Lab ID	: L1421110-39	Date Collected	: 09/11/14 12:35
Client ID	: PZ-522S	Date Received	: 09/12/14
Sample Location	: NORTH PLAINFIELD	Date Analyzed	: 09/20/14 19:00
Sample Matrix	: WATER	Dilution Factor	: 1
Analytical Method	: 1,8260C	Analyst	: PD
Lab File ID	: 0920A09	Instrument ID	: VOA105.I
Sample Amount	: 10 ml	GC Column	: RTX-502.2
Level	: LOW	%Solids	: N/A
Extract Volume (MeOH)	: N/A	Injection Volume	: N/A

Number TICS found: 0 **Concentration Units: ug/L**

CAS Number	Compound Name	RT	EST. CONC.	Qualifier
	NO TENTATIVELY IDENTIFIED COMPOUNDS			

Form 1
Volatile Organics

Client	: Tetra Tech GEO	Lab Number	: L1421110
Project Name	: LOCKHEED-NORTH PLAINFIELD	Project Number	: 117-0507.600.02
Lab ID	: L1421110-40	Date Collected	: 09/11/14 12:40
Client ID	: PZ-522I	Date Received	: 09/12/14
Sample Location	: NORTH PLAINFIELD	Date Analyzed	: 09/20/14 19:28
Sample Matrix	: WATER	Dilution Factor	: 1
Analytical Method	: 1,8260C	Analyst	: PD
Lab File ID	: 0920A10	Instrument ID	: VOA105.I
Sample Amount	: 10 ml	GC Column	: RTX-502.2
Level	: LOW	%Solids	: N/A
Extract Volume (MeOH)	: N/A	Injection Volume	: N/A

		ug/L			
CAS NO.	Parameter	Results	RL	MDL	Qualifier
75-09-2	Methylene chloride	ND	2.5	0.27	U
75-34-3	1,1-Dichloroethane	1.5	0.75	0.21	
67-66-3	Chloroform	3.2	0.75	0.16	
56-23-5	Carbon tetrachloride	ND	0.50	0.10	U
78-87-5	1,2-Dichloropropane	ND	1.0	0.11	U
124-48-1	Dibromochloromethane	ND	0.50	0.15	U
79-00-5	1,1,2-Trichloroethane	ND	0.75	0.09	U
127-18-4	Tetrachloroethene	0.84	0.50	0.09	
108-90-7	Chlorobenzene	ND	0.50	0.07	U
75-69-4	Trichlorofluoromethane	ND	2.5	0.10	U
107-06-2	1,2-Dichloroethane	ND	0.50	0.11	U
71-55-6	1,1,1-Trichloroethane	ND	0.50	0.10	U
75-27-4	Bromodichloromethane	ND	0.50	0.19	U
10061-02-6	trans-1,3-Dichloropropene	ND	0.50	0.15	U
10061-01-5	cis-1,3-Dichloropropene	ND	0.50	0.14	U
542-75-6	1,3-Dichloropropene, Total	ND	0.50	0.14	U
75-25-2	Bromoform	ND	2.0	0.25	U
79-34-5	1,1,2,2-Tetrachloroethane	ND	0.50	0.09	U
71-43-2	Benzene	ND	0.50	0.09	U
108-88-3	Toluene	ND	0.75	0.16	U
100-41-4	Ethylbenzene	ND	0.50	0.10	U
74-87-3	Chloromethane	ND	2.5	0.09	U
74-83-9	Bromomethane	ND	1.0	0.26	U
75-01-4	Vinyl chloride	ND	1.0	0.09	U
75-00-3	Chloroethane	ND	1.0	0.13	U
75-35-4	1,1-Dichloroethene	ND	0.50	0.09	U
156-60-5	trans-1,2-Dichloroethene	ND	0.75	0.16	U

Form 1
Volatile Organics

Client	: Tetra Tech GEO	Lab Number	: L1421110
Project Name	: LOCKHEED-NORTH PLAINFIELD	Project Number	: 117-0507.600.02
Lab ID	: L1421110-40	Date Collected	: 09/11/14 12:40
Client ID	: PZ-522I	Date Received	: 09/12/14
Sample Location	: NORTH PLAINFIELD	Date Analyzed	: 09/20/14 19:28
Sample Matrix	: WATER	Dilution Factor	: 1
Analytical Method	: 1,8260C	Analyst	: PD
Lab File ID	: 0920A10	Instrument ID	: VOA105.I
Sample Amount	: 10 ml	GC Column	: RTX-502.2
Level	: LOW	%Solids	: N/A
Extract Volume (MeOH)	: N/A	Injection Volume	: N/A

		ug/L			
CAS NO.	Parameter	Results	RL	MDL	Qualifier
79-01-6	Trichloroethene	2.4	0.50	0.11	
95-50-1	1,2-Dichlorobenzene	ND	2.5	0.07	U
541-73-1	1,3-Dichlorobenzene	ND	2.5	0.07	U
106-46-7	1,4-Dichlorobenzene	ND	2.5	0.08	U
1634-04-4	Methyl tert butyl ether	ND	1.0	0.15	U
179601-23-1	p/m-Xylene	ND	1.0	0.18	U
95-47-6	o-Xylene	ND	1.0	0.17	U
1330-20-7	Xylene (Total)	ND	1.0	0.17	U
156-59-2	cis-1,2-Dichloroethene	7.5	0.50	0.11	
540-59-0	1,2-Dichloroethene (total)	7.5	0.50	0.11	
100-42-5	Styrene	ND	1.0	0.12	U
75-71-8	Dichlorodifluoromethane	ND	5.0	0.19	U
67-64-1	Acetone	7.0	5.0	1.5	
75-15-0	Carbon disulfide	ND	5.0	0.09	U
78-93-3	2-Butanone	ND	5.0	1.9	U
108-10-1	4-Methyl-2-pentanone	ND	5.0	0.26	U
591-78-6	2-Hexanone	ND	5.0	0.14	U
74-97-5	Bromochloromethane	ND	2.5	0.13	U
106-93-4	1,2-Dibromoethane	ND	2.0	0.10	U
96-12-8	1,2-Dibromo-3-chloropropane	ND	2.5	0.32	U
98-82-8	Isopropylbenzene	ND	0.50	0.11	U
87-61-6	1,2,3-Trichlorobenzene	ND	2.5	0.12	U
120-82-1	1,2,4-Trichlorobenzene	ND	2.5	0.12	U
79-20-9	Methyl Acetate	ND	2.0	0.23	U
110-82-7	Cyclohexane	ND	10	0.27	U
123-91-1	1,4-Dioxane	ND	250	41.	U
108-87-2	Methyl cyclohexane	ND	10	0.40	U

Form 1
Volatile Organics

Client	: Tetra Tech GEO	Lab Number	: L1421110
Project Name	: LOCKHEED-NORTH PLAINFIELD	Project Number	: 117-0507.600.02
Lab ID	: L1421110-40	Date Collected	: 09/11/14 12:40
Client ID	: PZ-522I	Date Received	: 09/12/14
Sample Location	: NORTH PLAINFIELD	Date Analyzed	: 09/20/14 19:28
Sample Matrix	: WATER	Dilution Factor	: 1
Analytical Method	: 1,8260C	Analyst	: PD
Lab File ID	: 0920A10	Instrument ID	: VOA105.I
Sample Amount	: 10 ml	GC Column	: RTX-502.2
Level	: LOW	%Solids	: N/A
Extract Volume (MeOH)	: N/A	Injection Volume	: N/A

		ug/L			
CAS NO.	**Parameter**	**Results**	**RL**	**MDL**	**Qualifier**
76-13-1	1,1,2-Trichloro-1,2,2-Trifluoroethane	ND	2.5	0.15	U

Tentatively Identified Compounds
Volatile Organics

Client	: Tetra Tech GEO	Lab Number	: L1421110
Project Name	: LOCKHEED-NORTH PLAINFIELD	Project Number	: 117-0507.600.02
Lab ID	: L1421110-40	Date Collected	: 09/11/14 12:40
Client ID	: PZ-522I	Date Received	: 09/12/14
Sample Location	: NORTH PLAINFIELD	Date Analyzed	: 09/20/14 19:28
Sample Matrix	: WATER	Dilution Factor	: 1
Analytical Method	: 1,8260C	Analyst	: PD
Lab File ID	: 0920A10	Instrument ID	: VOA105.I
Sample Amount	: 10 ml	GC Column	: RTX-502.2
Level	: LOW	%Solids	: N/A
Extract Volume (MeOH)	: N/A	Injection Volume	: N/A

Number TICS found: 0 **Concentration Units: ug/L**

CAS Number	Compound Name	RT	EST. CONC.	Qualifier
	NO TENTATIVELY IDENTIFIED COMPOUNDS			

Form 1
Volatile Organics

Client	: Tetra Tech GEO	Lab Number	: L1421110
Project Name	: LOCKHEED-NORTH PLAINFIELD	Project Number	: 117-0507.600.02
Lab ID	: L1421110-41	Date Collected	: 09/11/14 12:45
Client ID	: PZ-522D	Date Received	: 09/12/14
Sample Location	: NORTH PLAINFIELD	Date Analyzed	: 09/20/14 19:56
Sample Matrix	: WATER	Dilution Factor	: 1
Analytical Method	: 1,8260C	Analyst	: PD
Lab File ID	: 0920A11	Instrument ID	: VOA105.I
Sample Amount	: 10 ml	GC Column	: RTX-502.2
Level	: LOW	%Solids	: N/A
Extract Volume (MeOH)	: N/A	Injection Volume	: N/A

		ug/L			
CAS NO.	Parameter	Results	RL	MDL	Qualifier
75-09-2	Methylene chloride	ND	2.5	0.27	U
75-34-3	1,1-Dichloroethane	ND	0.75	0.21	U
67-66-3	Chloroform	2.8	0.75	0.16	
56-23-5	Carbon tetrachloride	ND	0.50	0.10	U
78-87-5	1,2-Dichloropropane	ND	1.0	0.11	U
124-48-1	Dibromochloromethane	ND	0.50	0.15	U
79-00-5	1,1,2-Trichloroethane	ND	0.75	0.09	U
127-18-4	Tetrachloroethene	ND	0.50	0.09	U
108-90-7	Chlorobenzene	ND	0.50	0.07	U
75-69-4	Trichlorofluoromethane	ND	2.5	0.10	U
107-06-2	1,2-Dichloroethane	ND	0.50	0.11	U
71-55-6	1,1,1-Trichloroethane	ND	0.50	0.10	U
75-27-4	Bromodichloromethane	ND	0.50	0.19	U
10061-02-6	trans-1,3-Dichloropropene	ND	0.50	0.15	U
10061-01-5	cis-1,3-Dichloropropene	ND	0.50	0.14	U
542-75-6	1,3-Dichloropropene, Total	ND	0.50	0.14	U
75-25-2	Bromoform	ND	2.0	0.25	U
79-34-5	1,1,2,2-Tetrachloroethane	ND	0.50	0.09	U
71-43-2	Benzene	ND	0.50	0.09	U
108-88-3	Toluene	ND	0.75	0.16	U
100-41-4	Ethylbenzene	ND	0.50	0.10	U
74-87-3	Chloromethane	ND	2.5	0.09	U
74-83-9	Bromomethane	ND	1.0	0.26	U
75-01-4	Vinyl chloride	ND	1.0	0.09	U
75-00-3	Chloroethane	ND	1.0	0.13	U
75-35-4	1,1-Dichloroethene	ND	0.50	0.09	U
156-60-5	trans-1,2-Dichloroethene	ND	0.75	0.16	U

Form 1
Volatile Organics

Client	: Tetra Tech GEO	Lab Number	: L1421110
Project Name	: LOCKHEED-NORTH PLAINFIELD	Project Number	: 117-0507.600.02
Lab ID	: L1421110-41	Date Collected	: 09/11/14 12:45
Client ID	: PZ-522D	Date Received	: 09/12/14
Sample Location	: NORTH PLAINFIELD	Date Analyzed	: 09/20/14 19:56
Sample Matrix	: WATER	Dilution Factor	: 1
Analytical Method	: 1,8260C	Analyst	: PD
Lab File ID	: 0920A11	Instrument ID	: VOA105.I
Sample Amount	: 10 ml	GC Column	: RTX-502.2
Level	: LOW	%Solids	: N/A
Extract Volume (MeOH)	: N/A	Injection Volume	: N/A

		ug/L			
CAS NO.	Parameter	Results	RL	MDL	Qualifier
79-01-6	Trichloroethene	2.2	0.50	0.11	
95-50-1	1,2-Dichlorobenzene	ND	2.5	0.07	U
541-73-1	1,3-Dichlorobenzene	ND	2.5	0.07	U
106-46-7	1,4-Dichlorobenzene	ND	2.5	0.08	U
1634-04-4	Methyl tert butyl ether	ND	1.0	0.15	U
179601-23-1	p/m-Xylene	ND	1.0	0.18	U
95-47-6	o-Xylene	ND	1.0	0.17	U
1330-20-7	Xylene (Total)	ND	1.0	0.17	U
156-59-2	cis-1,2-Dichloroethene	0.21	0.50	0.11	J
540-59-0	1,2-Dichloroethene (total)	0.21	0.50	0.11	J
100-42-5	Styrene	ND	1.0	0.12	U
75-71-8	Dichlorodifluoromethane	ND	5.0	0.19	U
67-64-1	Acetone	12	5.0	1.5	
75-15-0	Carbon disulfide	ND	5.0	0.09	U
78-93-3	2-Butanone	ND	5.0	1.9	U
108-10-1	4-Methyl-2-pentanone	ND	5.0	0.26	U
591-78-6	2-Hexanone	ND	5.0	0.14	U
74-97-5	Bromochloromethane	ND	2.5	0.13	U
106-93-4	1,2-Dibromoethane	ND	2.0	0.10	U
96-12-8	1,2-Dibromo-3-chloropropane	ND	2.5	0.32	U
98-82-8	Isopropylbenzene	ND	0.50	0.11	U
87-61-6	1,2,3-Trichlorobenzene	ND	2.5	0.12	U
120-82-1	1,2,4-Trichlorobenzene	ND	2.5	0.12	U
79-20-9	Methyl Acetate	ND	2.0	0.23	U
110-82-7	Cyclohexane	ND	10	0.27	U
123-91-1	1,4-Dioxane	ND	250	41.	U
108-87-2	Methyl cyclohexane	ND	10	0.40	U

Form 1
Volatile Organics

Client	: Tetra Tech GEO	Lab Number	: L1421110
Project Name	: LOCKHEED-NORTH PLAINFIELD	Project Number	: 117-0507.600.02
Lab ID	: L1421110-41	Date Collected	: 09/11/14 12:45
Client ID	: PZ-522D	Date Received	: 09/12/14
Sample Location	: NORTH PLAINFIELD	Date Analyzed	: 09/20/14 19:56
Sample Matrix	: WATER	Dilution Factor	: 1
Analytical Method	: 1,8260C	Analyst	: PD
Lab File ID	: 0920A11	Instrument ID	: VOA105.I
Sample Amount	: 10 ml	GC Column	: RTX-502.2
Level	: LOW	%Solids	: N/A
Extract Volume (MeOH)	: N/A	Injection Volume	: N/A

		ug/L			
CAS NO.	**Parameter**	**Results**	**RL**	**MDL**	**Qualifier**
76-13-1	1,1,2-Trichloro-1,2,2-Trifluoroethane	ND	2.5	0.15	U

Tentatively Identified Compounds
Volatile Organics

Client	: Tetra Tech GEO	Lab Number	: L1421110
Project Name	: LOCKHEED-NORTH PLAINFIELD	Project Number	: 117-0507.600.02
Lab ID	: L1421110-41	Date Collected	: 09/11/14 12:45
Client ID	: PZ-522D	Date Received	: 09/12/14
Sample Location	: NORTH PLAINFIELD	Date Analyzed	: 09/20/14 19:56
Sample Matrix	: WATER	Dilution Factor	: 1
Analytical Method	: 1,8260C	Analyst	: PD
Lab File ID	: 0920A11	Instrument ID	: VOA105.I
Sample Amount	: 10 ml	GC Column	: RTX-502.2
Level	: LOW	%Solids	: N/A
Extract Volume (MeOH)	: N/A	Injection Volume	: N/A

Number TICS found: 0 **Concentration Units: ug/L**

CAS Number	Compound Name	RT	EST. CONC.	Qualifier
	NO TENTATIVELY IDENTIFIED COMPOUNDS			

Form 1
Volatile Organics

Client	: Tetra Tech GEO	Lab Number	: L1421110
Project Name	: LOCKHEED-NORTH PLAINFIELD	Project Number	: 117-0507.600.02
Lab ID	: L1421110-42	Date Collected	: 09/11/14 11:50
Client ID	: PZ-524S	Date Received	: 09/12/14
Sample Location	: NORTH PLAINFIELD	Date Analyzed	: 09/20/14 20:24
Sample Matrix	: WATER	Dilution Factor	: 1
Analytical Method	: 1,8260C	Analyst	: PD
Lab File ID	: 0920A12	Instrument ID	: VOA105.I
Sample Amount	: 10 ml	GC Column	: RTX-502.2
Level	: LOW	%Solids	: N/A
Extract Volume (MeOH)	: N/A	Injection Volume	: N/A

		ug/L			
CAS NO.	Parameter	Results	RL	MDL	Qualifier
75-09-2	Methylene chloride	ND	2.5	0.27	U
75-34-3	1,1-Dichloroethane	ND	0.75	0.21	U
67-66-3	Chloroform	3.9	0.75	0.16	
56-23-5	Carbon tetrachloride	ND	0.50	0.10	U
78-87-5	1,2-Dichloropropane	ND	1.0	0.11	U
124-48-1	Dibromochloromethane	ND	0.50	0.15	U
79-00-5	1,1,2-Trichloroethane	ND	0.75	0.09	U
127-18-4	Tetrachloroethene	ND	0.50	0.09	U
108-90-7	Chlorobenzene	ND	0.50	0.07	U
75-69-4	Trichlorofluoromethane	ND	2.5	0.10	U
107-06-2	1,2-Dichloroethane	ND	0.50	0.11	U
71-55-6	1,1,1-Trichloroethane	ND	0.50	0.10	U
75-27-4	Bromodichloromethane	ND	0.50	0.19	U
10061-02-6	trans-1,3-Dichloropropene	ND	0.50	0.15	U
10061-01-5	cis-1,3-Dichloropropene	ND	0.50	0.14	U
542-75-6	1,3-Dichloropropene, Total	ND	0.50	0.14	U
75-25-2	Bromoform	ND	2.0	0.25	U
79-34-5	1,1,2,2-Tetrachloroethane	ND	0.50	0.09	U
71-43-2	Benzene	ND	0.50	0.09	U
108-88-3	Toluene	ND	0.75	0.16	U
100-41-4	Ethylbenzene	ND	0.50	0.10	U
74-87-3	Chloromethane	ND	2.5	0.09	U
74-83-9	Bromomethane	ND	1.0	0.26	U
75-01-4	Vinyl chloride	ND	1.0	0.09	U
75-00-3	Chloroethane	ND	1.0	0.13	U
75-35-4	1,1-Dichloroethene	ND	0.50	0.09	U
156-60-5	trans-1,2-Dichloroethene	ND	0.75	0.16	U

Form 1
Volatile Organics

Client	: Tetra Tech GEO	Lab Number	: L1421110
Project Name	: LOCKHEED-NORTH PLAINFIELD	Project Number	: 117-0507.600.02
Lab ID	: L1421110-42	Date Collected	: 09/11/14 11:50
Client ID	: PZ-524S	Date Received	: 09/12/14
Sample Location	: NORTH PLAINFIELD	Date Analyzed	: 09/20/14 20:24
Sample Matrix	: WATER	Dilution Factor	: 1
Analytical Method	: 1,8260C	Analyst	: PD
Lab File ID	: 0920A12	Instrument ID	: VOA105.I
Sample Amount	: 10 ml	GC Column	: RTX-502.2
Level	: LOW	%Solids	: N/A
Extract Volume (MeOH)	: N/A	Injection Volume	: N/A

		ug/L			
CAS NO.	Parameter	Results	RL	MDL	Qualifier
79-01-6	Trichloroethene	ND	0.50	0.11	U
95-50-1	1,2-Dichlorobenzene	ND	2.5	0.07	U
541-73-1	1,3-Dichlorobenzene	ND	2.5	0.07	U
106-46-7	1,4-Dichlorobenzene	ND	2.5	0.08	U
1634-04-4	Methyl tert butyl ether	ND	1.0	0.15	U
179601-23-1	p/m-Xylene	ND	1.0	0.18	U
95-47-6	o-Xylene	ND	1.0	0.17	U
1330-20-7	Xylene (Total)	ND	1.0	0.17	U
156-59-2	cis-1,2-Dichloroethene	ND	0.50	0.11	U
540-59-0	1,2-Dichloroethene (total)	ND	0.50	0.11	U
100-42-5	Styrene	ND	1.0	0.12	U
75-71-8	Dichlorodifluoromethane	ND	5.0	0.19	U
67-64-1	Acetone	12	5.0	1.5	
75-15-0	Carbon disulfide	ND	5.0	0.09	U
78-93-3	2-Butanone	ND	5.0	1.9	U
108-10-1	4-Methyl-2-pentanone	ND	5.0	0.26	U
591-78-6	2-Hexanone	ND	5.0	0.14	U
74-97-5	Bromochloromethane	ND	2.5	0.13	U
106-93-4	1,2-Dibromoethane	ND	2.0	0.10	U
96-12-8	1,2-Dibromo-3-chloropropane	ND	2.5	0.32	U
98-82-8	Isopropylbenzene	ND	0.50	0.11	U
87-61-6	1,2,3-Trichlorobenzene	ND	2.5	0.12	U
120-82-1	1,2,4-Trichlorobenzene	ND	2.5	0.12	U
79-20-9	Methyl Acetate	ND	2.0	0.23	U
110-82-7	Cyclohexane	ND	10	0.27	U
123-91-1	1,4-Dioxane	ND	250	41.	U
108-87-2	Methyl cyclohexane	ND	10	0.40	U

Form 1
Volatile Organics

Client	: Tetra Tech GEO	Lab Number	: L1421110
Project Name	: LOCKHEED-NORTH PLAINFIELD	Project Number	: 117-0507.600.02
Lab ID	: L1421110-42	Date Collected	: 09/11/14 11:50
Client ID	: PZ-524S	Date Received	: 09/12/14
Sample Location	: NORTH PLAINFIELD	Date Analyzed	: 09/20/14 20:24
Sample Matrix	: WATER	Dilution Factor	: 1
Analytical Method	: 1,8260C	Analyst	: PD
Lab File ID	: 0920A12	Instrument ID	: VOA105.I
Sample Amount	: 10 ml	GC Column	: RTX-502.2
Level	: LOW	%Solids	: N/A
Extract Volume (MeOH)	: N/A	Injection Volume	: N/A

		ug/L			
CAS NO.	**Parameter**	**Results**	**RL**	**MDL**	**Qualifier**
76-13-1	1,1,2-Trichloro-1,2,2-Trifluoroethane	ND	2.5	0.15	U

Tentatively Identified Compounds
Volatile Organics

Client	: Tetra Tech GEO	Lab Number	: L1421110
Project Name	: LOCKHEED-NORTH PLAINFIELD	Project Number	: 117-0507.600.02
Lab ID	: L1421110-42	Date Collected	: 09/11/14 11:50
Client ID	: PZ-524S	Date Received	: 09/12/14
Sample Location	: NORTH PLAINFIELD	Date Analyzed	: 09/20/14 20:24
Sample Matrix	: WATER	Dilution Factor	: 1
Analytical Method	: 1,8260C	Analyst	: PD
Lab File ID	: 0920A12	Instrument ID	: VOA105.I
Sample Amount	: 10 ml	GC Column	: RTX-502.2
Level	: LOW	%Solids	: N/A
Extract Volume (MeOH)	: N/A	Injection Volume	: N/A

Number TICS found: 0 **Concentration Units: ug/L**

CAS Number	Compound Name	RT	EST. CONC.	Qualifier
	NO TENTATIVELY IDENTIFIED COMPOUNDS			

Form 1
Volatile Organics

Client	: Tetra Tech GEO	Lab Number	: L1421110
Project Name	: LOCKHEED-NORTH PLAINFIELD	Project Number	: 117-0507.600.02
Lab ID	: L1421110-43	Date Collected	: 09/11/14 11:55
Client ID	: PZ-524I	Date Received	: 09/12/14
Sample Location	: NORTH PLAINFIELD	Date Analyzed	: 09/20/14 20:52
Sample Matrix	: WATER	Dilution Factor	: 1
Analytical Method	: 1,8260C	Analyst	: PD
Lab File ID	: 0920A13	Instrument ID	: VOA105.I
Sample Amount	: 10 ml	GC Column	: RTX-502.2
Level	: LOW	%Solids	: N/A
Extract Volume (MeOH)	: N/A	Injection Volume	: N/A

		ug/L			
CAS NO.	Parameter	Results	RL	MDL	Qualifier
75-09-2	Methylene chloride	ND	2.5	0.27	U
75-34-3	1,1-Dichloroethane	ND	0.75	0.21	U
67-66-3	Chloroform	2.6	0.75	0.16	
56-23-5	Carbon tetrachloride	ND	0.50	0.10	U
78-87-5	1,2-Dichloropropane	ND	1.0	0.11	U
124-48-1	Dibromochloromethane	ND	0.50	0.15	U
79-00-5	1,1,2-Trichloroethane	ND	0.75	0.09	U
127-18-4	Tetrachloroethene	110	0.50	0.09	
108-90-7	Chlorobenzene	ND	0.50	0.07	U
75-69-4	Trichlorofluoromethane	ND	2.5	0.10	U
107-06-2	1,2-Dichloroethane	ND	0.50	0.11	U
71-55-6	1,1,1-Trichloroethane	ND	0.50	0.10	U
75-27-4	Bromodichloromethane	ND	0.50	0.19	U
10061-02-6	trans-1,3-Dichloropropene	ND	0.50	0.15	U
10061-01-5	cis-1,3-Dichloropropene	ND	0.50	0.14	U
542-75-6	1,3-Dichloropropene, Total	ND	0.50	0.14	U
75-25-2	Bromoform	ND	2.0	0.25	U
79-34-5	1,1,2,2-Tetrachloroethane	ND	0.50	0.09	U
71-43-2	Benzene	ND	0.50	0.09	U
108-88-3	Toluene	ND	0.75	0.16	U
100-41-4	Ethylbenzene	ND	0.50	0.10	U
74-87-3	Chloromethane	ND	2.5	0.09	U
74-83-9	Bromomethane	ND	1.0	0.26	U
75-01-4	Vinyl chloride	ND	1.0	0.09	U
75-00-3	Chloroethane	ND	1.0	0.13	U
75-35-4	1,1-Dichloroethene	ND	0.50	0.09	U
156-60-5	trans-1,2-Dichloroethene	ND	0.75	0.16	U

Form 1
Volatile Organics

Client	: Tetra Tech GEO	Lab Number	: L1421110
Project Name	: LOCKHEED-NORTH PLAINFIELD	Project Number	: 117-0507.600.02
Lab ID	: L1421110-43	Date Collected	: 09/11/14 11:55
Client ID	: PZ-524I	Date Received	: 09/12/14
Sample Location	: NORTH PLAINFIELD	Date Analyzed	: 09/20/14 20:52
Sample Matrix	: WATER	Dilution Factor	: 1
Analytical Method	: 1,8260C	Analyst	: PD
Lab File ID	: 0920A13	Instrument ID	: VOA105.I
Sample Amount	: 10 ml	GC Column	: RTX-502.2
Level	: LOW	%Solids	: N/A
Extract Volume (MeOH)	: N/A	Injection Volume	: N/A

		ug/L			
CAS NO.	Parameter	Results	RL	MDL	Qualifier
79-01-6	Trichloroethene	2.6	0.50	0.11	
95-50-1	1,2-Dichlorobenzene	ND	2.5	0.07	U
541-73-1	1,3-Dichlorobenzene	ND	2.5	0.07	U
106-46-7	1,4-Dichlorobenzene	ND	2.5	0.08	U
1634-04-4	Methyl tert butyl ether	ND	1.0	0.15	U
179601-23-1	p/m-Xylene	ND	1.0	0.18	U
95-47-6	o-Xylene	ND	1.0	0.17	U
1330-20-7	Xylene (Total)	ND	1.0	0.17	U
156-59-2	cis-1,2-Dichloroethene	2.1	0.50	0.11	
540-59-0	1,2-Dichloroethene (total)	2.1	0.50	0.11	
100-42-5	Styrene	ND	1.0	0.12	U
75-71-8	Dichlorodifluoromethane	ND	5.0	0.19	U
67-64-1	Acetone	11	5.0	1.5	
75-15-0	Carbon disulfide	ND	5.0	0.09	U
78-93-3	2-Butanone	ND	5.0	1.9	U
108-10-1	4-Methyl-2-pentanone	ND	5.0	0.26	U
591-78-6	2-Hexanone	ND	5.0	0.14	U
74-97-5	Bromochloromethane	ND	2.5	0.13	U
106-93-4	1,2-Dibromoethane	ND	2.0	0.10	U
96-12-8	1,2-Dibromo-3-chloropropane	ND	2.5	0.32	U
98-82-8	Isopropylbenzene	ND	0.50	0.11	U
87-61-6	1,2,3-Trichlorobenzene	ND	2.5	0.12	U
120-82-1	1,2,4-Trichlorobenzene	ND	2.5	0.12	U
79-20-9	Methyl Acetate	ND	2.0	0.23	U
110-82-7	Cyclohexane	ND	10	0.27	U
123-91-1	1,4-Dioxane	ND	250	41.	U
108-87-2	Methyl cyclohexane	ND	10	0.40	U

Form 1
Volatile Organics

Client	: Tetra Tech GEO	Lab Number	: L1421110
Project Name	: LOCKHEED-NORTH PLAINFIELD	Project Number	: 117-0507.600.02
Lab ID	: L1421110-43	Date Collected	: 09/11/14 11:55
Client ID	: PZ-524I	Date Received	: 09/12/14
Sample Location	: NORTH PLAINFIELD	Date Analyzed	: 09/20/14 20:52
Sample Matrix	: WATER	Dilution Factor	: 1
Analytical Method	: 1,8260C	Analyst	: PD
Lab File ID	: 0920A13	Instrument ID	: VOA105.I
Sample Amount	: 10 ml	GC Column	: RTX-502.2
Level	: LOW	%Solids	: N/A
Extract Volume (MeOH)	: N/A	Injection Volume	: N/A

		ug/L			
CAS NO.	**Parameter**	**Results**	**RL**	**MDL**	**Qualifier**
76-13-1	1,1,2-Trichloro-1,2,2-Trifluoroethane	ND	2.5	0.15	U

Tentatively Identified Compounds
Volatile Organics

Client	: Tetra Tech GEO	Lab Number	: L1421110
Project Name	: LOCKHEED-NORTH PLAINFIELD	Project Number	: 117-0507.600.02
Lab ID	: L1421110-43	Date Collected	: 09/11/14 11:55
Client ID	: PZ-524I	Date Received	: 09/12/14
Sample Location	: NORTH PLAINFIELD	Date Analyzed	: 09/20/14 20:52
Sample Matrix	: WATER	Dilution Factor	: 1
Analytical Method	: 1,8260C	Analyst	: PD
Lab File ID	: 0920A13	Instrument ID	: VOA105.I
Sample Amount	: 10 ml	GC Column	: RTX-502.2
Level	: LOW	%Solids	: N/A
Extract Volume (MeOH)	: N/A	Injection Volume	: N/A

Number TICS found: 0 **Concentration Units: ug/L**

CAS Number	Compound Name	RT	EST. CONC.	Qualifier
	NO TENTATIVELY IDENTIFIED COMPOUNDS			

Form 1
Volatile Organics

Client	: Tetra Tech GEO	Lab Number	: L1421110
Project Name	: LOCKHEED-NORTH PLAINFIELD	Project Number	: 117-0507.600.02
Lab ID	: L1421110-44	Date Collected	: 09/11/14 12:00
Client ID	: PZ-524D	Date Received	: 09/12/14
Sample Location	: NORTH PLAINFIELD	Date Analyzed	: 09/20/14 21:19
Sample Matrix	: WATER	Dilution Factor	: 1
Analytical Method	: 1,8260C	Analyst	: PD
Lab File ID	: 0920A14	Instrument ID	: VOA105.I
Sample Amount	: 10 ml	GC Column	: RTX-502.2
Level	: LOW	%Solids	: N/A
Extract Volume (MeOH)	: N/A	Injection Volume	: N/A

		ug/L			
CAS NO.	Parameter	Results	RL	MDL	Qualifier
75-09-2	Methylene chloride	ND	2.5	0.27	U
75-34-3	1,1-Dichloroethane	ND	0.75	0.21	U
67-66-3	Chloroform	1.7	0.75	0.16	
56-23-5	Carbon tetrachloride	ND	0.50	0.10	U
78-87-5	1,2-Dichloropropane	ND	1.0	0.11	U
124-48-1	Dibromochloromethane	ND	0.50	0.15	U
79-00-5	1,1,2-Trichloroethane	ND	0.75	0.09	U
127-18-4	Tetrachloroethene	65	0.50	0.09	
108-90-7	Chlorobenzene	ND	0.50	0.07	U
75-69-4	Trichlorofluoromethane	ND	2.5	0.10	U
107-06-2	1,2-Dichloroethane	ND	0.50	0.11	U
71-55-6	1,1,1-Trichloroethane	ND	0.50	0.10	U
75-27-4	Bromodichloromethane	ND	0.50	0.19	U
10061-02-6	trans-1,3-Dichloropropene	ND	0.50	0.15	U
10061-01-5	cis-1,3-Dichloropropene	ND	0.50	0.14	U
542-75-6	1,3-Dichloropropene, Total	ND	0.50	0.14	U
75-25-2	Bromoform	ND	2.0	0.25	U
79-34-5	1,1,2,2-Tetrachloroethane	ND	0.50	0.09	U
71-43-2	Benzene	ND	0.50	0.09	U
108-88-3	Toluene	ND	0.75	0.16	U
100-41-4	Ethylbenzene	ND	0.50	0.10	U
74-87-3	Chloromethane	ND	2.5	0.09	U
74-83-9	Bromomethane	ND	1.0	0.26	U
75-01-4	Vinyl chloride	ND	1.0	0.09	U
75-00-3	Chloroethane	ND	1.0	0.13	U
75-35-4	1,1-Dichloroethene	ND	0.50	0.09	U
156-60-5	trans-1,2-Dichloroethene	ND	0.75	0.16	U

Form 1
Volatile Organics

Client	: Tetra Tech GEO	Lab Number	: L1421110
Project Name	: LOCKHEED-NORTH PLAINFIELD	Project Number	: 117-0507.600.02
Lab ID	: L1421110-44	Date Collected	: 09/11/14 12:00
Client ID	: PZ-524D	Date Received	: 09/12/14
Sample Location	: NORTH PLAINFIELD	Date Analyzed	: 09/20/14 21:19
Sample Matrix	: WATER	Dilution Factor	: 1
Analytical Method	: 1,8260C	Analyst	: PD
Lab File ID	: 0920A14	Instrument ID	: VOA105.I
Sample Amount	: 10 ml	GC Column	: RTX-502.2
Level	: LOW	%Solids	: N/A
Extract Volume (MeOH)	: N/A	Injection Volume	: N/A

		ug/L			
CAS NO.	**Parameter**	**Results**	**RL**	**MDL**	**Qualifier**
79-01-6	Trichloroethene	2.7	0.50	0.11	
95-50-1	1,2-Dichlorobenzene	ND	2.5	0.07	U
541-73-1	1,3-Dichlorobenzene	ND	2.5	0.07	U
106-46-7	1,4-Dichlorobenzene	ND	2.5	0.08	U
1634-04-4	Methyl tert butyl ether	ND	1.0	0.15	U
179601-23-1	p/m-Xylene	ND	1.0	0.18	U
95-47-6	o-Xylene	ND	1.0	0.17	U
1330-20-7	Xylene (Total)	ND	1.0	0.17	U
156-59-2	cis-1,2-Dichloroethene	1.0	0.50	0.11	
540-59-0	1,2-Dichloroethene (total)	1.0	0.50	0.11	
100-42-5	Styrene	ND	1.0	0.12	U
75-71-8	Dichlorodifluoromethane	ND	5.0	0.19	U
67-64-1	Acetone	10	5.0	1.5	
75-15-0	Carbon disulfide	ND	5.0	0.09	U
78-93-3	2-Butanone	ND	5.0	1.9	U
108-10-1	4-Methyl-2-pentanone	ND	5.0	0.26	U
591-78-6	2-Hexanone	ND	5.0	0.14	U
74-97-5	Bromochloromethane	ND	2.5	0.13	U
106-93-4	1,2-Dibromoethane	ND	2.0	0.10	U
96-12-8	1,2-Dibromo-3-chloropropane	ND	2.5	0.32	U
98-82-8	Isopropylbenzene	ND	0.50	0.11	U
87-61-6	1,2,3-Trichlorobenzene	ND	2.5	0.12	U
120-82-1	1,2,4-Trichlorobenzene	ND	2.5	0.12	U
79-20-9	Methyl Acetate	ND	2.0	0.23	U
110-82-7	Cyclohexane	ND	10	0.27	U
123-91-1	1,4-Dioxane	ND	250	41.	U
108-87-2	Methyl cyclohexane	ND	10	0.40	U

Form 1
Volatile Organics

Client	: Tetra Tech GEO	Lab Number	: L1421110
Project Name	: LOCKHEED-NORTH PLAINFIELD	Project Number	: 117-0507.600.02
Lab ID	: L1421110-44	Date Collected	: 09/11/14 12:00
Client ID	: PZ-524D	Date Received	: 09/12/14
Sample Location	: NORTH PLAINFIELD	Date Analyzed	: 09/20/14 21:19
Sample Matrix	: WATER	Dilution Factor	: 1
Analytical Method	: 1,8260C	Analyst	: PD
Lab File ID	: 0920A14	Instrument ID	: VOA105.I
Sample Amount	: 10 ml	GC Column	: RTX-502.2
Level	: LOW	%Solids	: N/A
Extract Volume (MeOH)	: N/A	Injection Volume	: N/A

		ug/L			
CAS NO.	**Parameter**	**Results**	**RL**	**MDL**	**Qualifier**
76-13-1	1,1,2-Trichloro-1,2,2-Trifluoroethane	ND	2.5	0.15	U

Tentatively Identified Compounds
Volatile Organics

Client	: Tetra Tech GEO	Lab Number	: L1421110
Project Name	: LOCKHEED-NORTH PLAINFIELD	Project Number	: 117-0507.600.02
Lab ID	: L1421110-44	Date Collected	: 09/11/14 12:00
Client ID	: PZ-524D	Date Received	: 09/12/14
Sample Location	: NORTH PLAINFIELD	Date Analyzed	: 09/20/14 21:19
Sample Matrix	: WATER	Dilution Factor	: 1
Analytical Method	: 1,8260C	Analyst	: PD
Lab File ID	: 0920A14	Instrument ID	: VOA105.I
Sample Amount	: 10 ml	GC Column	: RTX-502.2
Level	: LOW	%Solids	: N/A
Extract Volume (MeOH)	: N/A	Injection Volume	: N/A

Number TICS found: 0 **Concentration Units: ug/L**

CAS Number	Compound Name	RT	EST. CONC.	Qualifier
	NO TENTATIVELY IDENTIFIED COMPOUNDS			

Form 1
Volatile Organics

Client	: Tetra Tech GEO	Lab Number	: L1421110
Project Name	: LOCKHEED-NORTH PLAINFIELD	Project Number	: 117-0507.600.02
Lab ID	: L1421110-45	Date Collected	: 09/11/14 15:55
Client ID	: MW-550I	Date Received	: 09/12/14
Sample Location	: NORTH PLAINFIELD	Date Analyzed	: 09/20/14 21:47
Sample Matrix	: WATER	Dilution Factor	: 1
Analytical Method	: 1,8260C	Analyst	: PD
Lab File ID	: 0920A15	Instrument ID	: VOA105.I
Sample Amount	: 10 ml	GC Column	: RTX-502.2
Level	: LOW	%Solids	: N/A
Extract Volume (MeOH)	: N/A	Injection Volume	: N/A

		ug/L			
CAS NO.	Parameter	Results	RL	MDL	Qualifier
75-09-2	Methylene chloride	ND	2.5	0.27	U
75-34-3	1,1-Dichloroethane	ND	0.75	0.21	U
67-66-3	Chloroform	2.2	0.75	0.16	
56-23-5	Carbon tetrachloride	ND	0.50	0.10	U
78-87-5	1,2-Dichloropropane	ND	1.0	0.11	U
124-48-1	Dibromochloromethane	ND	0.50	0.15	U
79-00-5	1,1,2-Trichloroethane	ND	0.75	0.09	U
127-18-4	Tetrachloroethene	2.4	0.50	0.09	
108-90-7	Chlorobenzene	ND	0.50	0.07	U
75-69-4	Trichlorofluoromethane	ND	2.5	0.10	U
107-06-2	1,2-Dichloroethane	ND	0.50	0.11	U
71-55-6	1,1,1-Trichloroethane	ND	0.50	0.10	U
75-27-4	Bromodichloromethane	ND	0.50	0.19	U
10061-02-6	trans-1,3-Dichloropropene	ND	0.50	0.15	U
10061-01-5	cis-1,3-Dichloropropene	ND	0.50	0.14	U
542-75-6	1,3-Dichloropropene, Total	ND	0.50	0.14	U
75-25-2	Bromoform	ND	2.0	0.25	U
79-34-5	1,1,2,2-Tetrachloroethane	ND	0.50	0.09	U
71-43-2	Benzene	ND	0.50	0.09	U
108-88-3	Toluene	ND	0.75	0.16	U
100-41-4	Ethylbenzene	ND	0.50	0.10	U
74-87-3	Chloromethane	ND	2.5	0.09	U
74-83-9	Bromomethane	ND	1.0	0.26	U
75-01-4	Vinyl chloride	ND	1.0	0.09	U
75-00-3	Chloroethane	ND	1.0	0.13	U
75-35-4	1,1-Dichloroethene	ND	0.50	0.09	U
156-60-5	trans-1,2-Dichloroethene	ND	0.75	0.16	U

Form 1
Volatile Organics

Client	: Tetra Tech GEO	Lab Number	: L1421110
Project Name	: LOCKHEED-NORTH PLAINFIELD	Project Number	: 117-0507.600.02
Lab ID	: L1421110-45	Date Collected	: 09/11/14 15:55
Client ID	: MW-550I	Date Received	: 09/12/14
Sample Location	: NORTH PLAINFIELD	Date Analyzed	: 09/20/14 21:47
Sample Matrix	: WATER	Dilution Factor	: 1
Analytical Method	: 1,8260C	Analyst	: PD
Lab File ID	: 0920A15	Instrument ID	: VOA105.I
Sample Amount	: 10 ml	GC Column	: RTX-502.2
Level	: LOW	%Solids	: N/A
Extract Volume (MeOH)	: N/A	Injection Volume	: N/A

		ug/L			
CAS NO.	Parameter	Results	RL	MDL	Qualifier
79-01-6	Trichloroethene	1.6	0.50	0.11	
95-50-1	1,2-Dichlorobenzene	ND	2.5	0.07	U
541-73-1	1,3-Dichlorobenzene	ND	2.5	0.07	U
106-46-7	1,4-Dichlorobenzene	ND	2.5	0.08	U
1634-04-4	Methyl tert butyl ether	ND	1.0	0.15	U
179601-23-1	p/m-Xylene	ND	1.0	0.18	U
95-47-6	o-Xylene	ND	1.0	0.17	U
1330-20-7	Xylene (Total)	ND	1.0	0.17	U
156-59-2	cis-1,2-Dichloroethene	ND	0.50	0.11	U
540-59-0	1,2-Dichloroethene (total)	ND	0.50	0.11	U
100-42-5	Styrene	ND	1.0	0.12	U
75-71-8	Dichlorodifluoromethane	ND	5.0	0.19	U
67-64-1	Acetone	25	5.0	1.5	
75-15-0	Carbon disulfide	ND	5.0	0.09	U
78-93-3	2-Butanone	ND	5.0	1.9	U
108-10-1	4-Methyl-2-pentanone	ND	5.0	0.26	U
591-78-6	2-Hexanone	ND	5.0	0.14	U
74-97-5	Bromochloromethane	ND	2.5	0.13	U
106-93-4	1,2-Dibromoethane	ND	2.0	0.10	U
96-12-8	1,2-Dibromo-3-chloropropane	ND	2.5	0.32	U
98-82-8	Isopropylbenzene	ND	0.50	0.11	U
87-61-6	1,2,3-Trichlorobenzene	ND	2.5	0.12	U
120-82-1	1,2,4-Trichlorobenzene	ND	2.5	0.12	U
79-20-9	Methyl Acetate	ND	2.0	0.23	U
110-82-7	Cyclohexane	ND	10	0.27	U
123-91-1	1,4-Dioxane	ND	250	41.	U
108-87-2	Methyl cyclohexane	ND	10	0.40	U

Form 1
Volatile Organics

Client	: Tetra Tech GEO	Lab Number	: L1421110
Project Name	: LOCKHEED-NORTH PLAINFIELD	Project Number	: 117-0507.600.02
Lab ID	: L1421110-45	Date Collected	: 09/11/14 15:55
Client ID	: MW-550I	Date Received	: 09/12/14
Sample Location	: NORTH PLAINFIELD	Date Analyzed	: 09/20/14 21:47
Sample Matrix	: WATER	Dilution Factor	: 1
Analytical Method	: 1,8260C	Analyst	: PD
Lab File ID	: 0920A15	Instrument ID	: VOA105.I
Sample Amount	: 10 ml	GC Column	: RTX-502.2
Level	: LOW	%Solids	: N/A
Extract Volume (MeOH)	: N/A	Injection Volume	: N/A

		ug/L			
CAS NO.	**Parameter**	**Results**	**RL**	**MDL**	**Qualifier**
76-13-1	1,1,2-Trichloro-1,2,2-Trifluoroethane	0.86	2.5	0.15	J

Tentatively Identified Compounds
Volatile Organics

Client	: Tetra Tech GEO	Lab Number	: L1421110
Project Name	: LOCKHEED-NORTH PLAINFIELD	Project Number	: 117-0507.600.02
Lab ID	: L1421110-45	Date Collected	: 09/11/14 15:55
Client ID	: MW-550I	Date Received	: 09/12/14
Sample Location	: NORTH PLAINFIELD	Date Analyzed	: 09/20/14 21:47
Sample Matrix	: WATER	Dilution Factor	: 1
Analytical Method	: 1,8260C	Analyst	: PD
Lab File ID	: 0920A15	Instrument ID	: VOA105.I
Sample Amount	: 10 ml	GC Column	: RTX-502.2
Level	: LOW	%Solids	: N/A
Extract Volume (MeOH)	: N/A	Injection Volume	: N/A

Number TICS found: 0 **Concentration Units: ug/L**

CAS Number	Compound Name	RT	EST. CONC.	Qualifier
	NO TENTATIVELY IDENTIFIED COMPOUNDS			

Form 1
Volatile Organics

Client	: Tetra Tech GEO	Lab Number	: L1421110
Project Name	: LOCKHEED-NORTH PLAINFIELD	Project Number	: 117-0507.600.02
Lab ID	: L1421110-46	Date Collected	: 09/11/14 15:05
Client ID	: SW-1	Date Received	: 09/12/14
Sample Location	: NORTH PLAINFIELD	Date Analyzed	: 09/20/14 22:15
Sample Matrix	: WATER	Dilution Factor	: 1
Analytical Method	: 1,8260C	Analyst	: PD
Lab File ID	: 0920A16	Instrument ID	: VOA105.I
Sample Amount	: 10 ml	GC Column	: RTX-502.2
Level	: LOW	%Solids	: N/A
Extract Volume (MeOH)	: N/A	Injection Volume	: N/A

		ug/L			
CAS NO.	Parameter	Results	RL	MDL	Qualifier
75-09-2	Methylene chloride	ND	2.5	0.27	U
75-34-3	1,1-Dichloroethane	ND	0.75	0.21	U
67-66-3	Chloroform	ND	0.75	0.16	U
56-23-5	Carbon tetrachloride	ND	0.50	0.10	U
78-87-5	1,2-Dichloropropane	ND	1.0	0.11	U
124-48-1	Dibromochloromethane	ND	0.50	0.15	U
79-00-5	1,1,2-Trichloroethane	ND	0.75	0.09	U
127-18-4	Tetrachloroethene	ND	0.50	0.09	U
108-90-7	Chlorobenzene	ND	0.50	0.07	U
75-69-4	Trichlorofluoromethane	ND	2.5	0.10	U
107-06-2	1,2-Dichloroethane	ND	0.50	0.11	U
71-55-6	1,1,1-Trichloroethane	ND	0.50	0.10	U
75-27-4	Bromodichloromethane	ND	0.50	0.19	U
10061-02-6	trans-1,3-Dichloropropene	ND	0.50	0.15	U
10061-01-5	cis-1,3-Dichloropropene	ND	0.50	0.14	U
542-75-6	1,3-Dichloropropene, Total	ND	0.50	0.14	U
75-25-2	Bromoform	ND	2.0	0.25	U
79-34-5	1,1,2,2-Tetrachloroethane	ND	0.50	0.09	U
71-43-2	Benzene	ND	0.50	0.09	U
108-88-3	Toluene	ND	0.75	0.16	U
100-41-4	Ethylbenzene	ND	0.50	0.10	U
74-87-3	Chloromethane	ND	2.5	0.09	U
74-83-9	Bromomethane	ND	1.0	0.26	U
75-01-4	Vinyl chloride	ND	1.0	0.09	U
75-00-3	Chloroethane	ND	1.0	0.13	U
75-35-4	1,1-Dichloroethene	ND	0.50	0.09	U
156-60-5	trans-1,2-Dichloroethene	ND	0.75	0.16	U

Form 1
Volatile Organics

Client	: Tetra Tech GEO	Lab Number	: L1421110
Project Name	: LOCKHEED-NORTH PLAINFIELD	Project Number	: 117-0507.600.02
Lab ID	: L1421110-46	Date Collected	: 09/11/14 15:05
Client ID	: SW-1	Date Received	: 09/12/14
Sample Location	: NORTH PLAINFIELD	Date Analyzed	: 09/20/14 22:15
Sample Matrix	: WATER	Dilution Factor	: 1
Analytical Method	: 1,8260C	Analyst	: PD
Lab File ID	: 0920A16	Instrument ID	: VOA105.I
Sample Amount	: 10 ml	GC Column	: RTX-502.2
Level	: LOW	%Solids	: N/A
Extract Volume (MeOH)	: N/A	Injection Volume	: N/A

		ug/L			
CAS NO.	Parameter	Results	RL	MDL	Qualifier
79-01-6	Trichloroethene	ND	0.50	0.11	U
95-50-1	1,2-Dichlorobenzene	ND	2.5	0.07	U
541-73-1	1,3-Dichlorobenzene	ND	2.5	0.07	U
106-46-7	1,4-Dichlorobenzene	ND	2.5	0.08	U
1634-04-4	Methyl tert butyl ether	ND	1.0	0.15	U
179601-23-1	p/m-Xylene	ND	1.0	0.18	U
95-47-6	o-Xylene	ND	1.0	0.17	U
1330-20-7	Xylene (Total)	ND	1.0	0.17	U
156-59-2	cis-1,2-Dichloroethene	ND	0.50	0.11	U
540-59-0	1,2-Dichloroethene (total)	ND	0.50	0.11	U
100-42-5	Styrene	ND	1.0	0.12	U
75-71-8	Dichlorodifluoromethane	ND	5.0	0.19	U
67-64-1	Acetone	ND	5.0	1.5	U
75-15-0	Carbon disulfide	ND	5.0	0.09	U
78-93-3	2-Butanone	ND	5.0	1.9	U
108-10-1	4-Methyl-2-pentanone	ND	5.0	0.26	U
591-78-6	2-Hexanone	ND	5.0	0.14	U
74-97-5	Bromochloromethane	ND	2.5	0.13	U
106-93-4	1,2-Dibromoethane	ND	2.0	0.10	U
96-12-8	1,2-Dibromo-3-chloropropane	ND	2.5	0.32	U
98-82-8	Isopropylbenzene	ND	0.50	0.11	U
87-61-6	1,2,3-Trichlorobenzene	ND	2.5	0.12	U
120-82-1	1,2,4-Trichlorobenzene	ND	2.5	0.12	U
79-20-9	Methyl Acetate	ND	2.0	0.23	U
110-82-7	Cyclohexane	ND	10	0.27	U
123-91-1	1,4-Dioxane	ND	250	41.	U
108-87-2	Methyl cyclohexane	ND	10	0.40	U

Form 1
Volatile Organics

Client	: Tetra Tech GEO	Lab Number	: L1421110
Project Name	: LOCKHEED-NORTH PLAINFIELD	Project Number	: 117-0507.600.02
Lab ID	: L1421110-46	Date Collected	: 09/11/14 15:05
Client ID	: SW-1	Date Received	: 09/12/14
Sample Location	: NORTH PLAINFIELD	Date Analyzed	: 09/20/14 22:15
Sample Matrix	: WATER	Dilution Factor	: 1
Analytical Method	: 1,8260C	Analyst	: PD
Lab File ID	: 0920A16	Instrument ID	: VOA105.I
Sample Amount	: 10 ml	GC Column	: RTX-502.2
Level	: LOW	%Solids	: N/A
Extract Volume (MeOH)	: N/A	Injection Volume	: N/A

		ug/L			
CAS NO.	**Parameter**	**Results**	**RL**	**MDL**	**Qualifier**
76-13-1	1,1,2-Trichloro-1,2,2-Trifluoroethane	ND	2.5	0.15	U

Tentatively Identified Compounds
Volatile Organics

Client	: Tetra Tech GEO	Lab Number	: L1421110
Project Name	: LOCKHEED-NORTH PLAINFIELD	Project Number	: 117-0507.600.02
Lab ID	: L1421110-46	Date Collected	: 09/11/14 15:05
Client ID	: SW-1	Date Received	: 09/12/14
Sample Location	: NORTH PLAINFIELD	Date Analyzed	: 09/20/14 22:15
Sample Matrix	: WATER	Dilution Factor	: 1
Analytical Method	: 1,8260C	Analyst	: PD
Lab File ID	: 0920A16	Instrument ID	: VOA105.I
Sample Amount	: 10 ml	GC Column	: RTX-502.2
Level	: LOW	%Solids	: N/A
Extract Volume (MeOH)	: N/A	Injection Volume	: N/A

Number TICS found: 0 **Concentration Units: ug/L**

CAS Number	Compound Name	RT	EST. CONC.	Qualifier
	NO TENTATIVELY IDENTIFIED COMPOUNDS			

Form 1
Volatile Organics

Client	: Tetra Tech GEO	Lab Number	: L1421110
Project Name	: LOCKHEED-NORTH PLAINFIELD	Project Number	: 117-0507.600.02
Lab ID	: L1421110-47	Date Collected	: 09/11/14 15:20
Client ID	: SW-2	Date Received	: 09/12/14
Sample Location	: NORTH PLAINFIELD	Date Analyzed	: 09/21/14 15:56
Sample Matrix	: WATER	Dilution Factor	: 1
Analytical Method	: 1,8260C	Analyst	: PD
Lab File ID	: 0921A06	Instrument ID	: VOA105.I
Sample Amount	: 10 ml	GC Column	: RTX-502.2
Level	: LOW	%Solids	: N/A
Extract Volume (MeOH)	: N/A	Injection Volume	: N/A

		ug/L			
CAS NO.	**Parameter**	**Results**	**RL**	**MDL**	**Qualifier**
75-09-2	Methylene chloride	ND	2.5	0.27	U
75-34-3	1,1-Dichloroethane	ND	0.75	0.21	U
67-66-3	Chloroform	ND	0.75	0.16	U
56-23-5	Carbon tetrachloride	ND	0.50	0.10	U
78-87-5	1,2-Dichloropropane	ND	1.0	0.11	U
124-48-1	Dibromochloromethane	ND	0.50	0.15	U
79-00-5	1,1,2-Trichloroethane	ND	0.75	0.09	U
127-18-4	Tetrachloroethene	ND	0.50	0.09	U
108-90-7	Chlorobenzene	ND	0.50	0.07	U
75-69-4	Trichlorofluoromethane	ND	2.5	0.10	U
107-06-2	1,2-Dichloroethane	ND	0.50	0.11	U
71-55-6	1,1,1-Trichloroethane	ND	0.50	0.10	U
75-27-4	Bromodichloromethane	ND	0.50	0.19	U
10061-02-6	trans-1,3-Dichloropropene	ND	0.50	0.15	U
10061-01-5	cis-1,3-Dichloropropene	ND	0.50	0.14	U
542-75-6	1,3-Dichloropropene, Total	ND	0.50	0.14	U
75-25-2	Bromoform	ND	2.0	0.25	U
79-34-5	1,1,2,2-Tetrachloroethane	ND	0.50	0.09	U
71-43-2	Benzene	ND	0.50	0.09	U
108-88-3	Toluene	ND	0.75	0.16	U
100-41-4	Ethylbenzene	ND	0.50	0.10	U
74-87-3	Chloromethane	ND	2.5	0.09	U
74-83-9	Bromomethane	ND	1.0	0.26	U
75-01-4	Vinyl chloride	ND	1.0	0.09	U
75-00-3	Chloroethane	ND	1.0	0.13	U
75-35-4	1,1-Dichloroethene	ND	0.50	0.09	U
156-60-5	trans-1,2-Dichloroethene	ND	0.75	0.16	U

Form 1
Volatile Organics

Client	: Tetra Tech GEO	Lab Number	: L1421110
Project Name	: LOCKHEED-NORTH PLAINFIELD	Project Number	: 117-0507.600.02
Lab ID	: L1421110-47	Date Collected	: 09/11/14 15:20
Client ID	: SW-2	Date Received	: 09/12/14
Sample Location	: NORTH PLAINFIELD	Date Analyzed	: 09/21/14 15:56
Sample Matrix	: WATER	Dilution Factor	: 1
Analytical Method	: 1,8260C	Analyst	: PD
Lab File ID	: 0921A06	Instrument ID	: VOA105.I
Sample Amount	: 10 ml	GC Column	: RTX-502.2
Level	: LOW	%Solids	: N/A
Extract Volume (MeOH)	: N/A	Injection Volume	: N/A

		ug/L			
CAS NO.	**Parameter**	**Results**	**RL**	**MDL**	**Qualifier**
79-01-6	Trichloroethene	ND	0.50	0.11	U
95-50-1	1,2-Dichlorobenzene	ND	2.5	0.07	U
541-73-1	1,3-Dichlorobenzene	ND	2.5	0.07	U
106-46-7	1,4-Dichlorobenzene	ND	2.5	0.08	U
1634-04-4	Methyl tert butyl ether	ND	1.0	0.15	U
179601-23-1	p/m-Xylene	ND	1.0	0.18	U
95-47-6	o-Xylene	ND	1.0	0.17	U
1330-20-7	Xylene (Total)	ND	1.0	0.17	U
156-59-2	cis-1,2-Dichloroethene	ND	0.50	0.11	U
540-59-0	1,2-Dichloroethene (total)	ND	0.50	0.11	U
100-42-5	Styrene	ND	1.0	0.12	U
75-71-8	Dichlorodifluoromethane	ND	5.0	0.19	U
67-64-1	Acetone	ND	5.0	1.5	U
75-15-0	Carbon disulfide	ND	5.0	0.09	U
78-93-3	2-Butanone	ND	5.0	1.9	U
108-10-1	4-Methyl-2-pentanone	ND	5.0	0.26	U
591-78-6	2-Hexanone	ND	5.0	0.14	U
74-97-5	Bromochloromethane	ND	2.5	0.13	U
106-93-4	1,2-Dibromoethane	ND	2.0	0.10	U
96-12-8	1,2-Dibromo-3-chloropropane	ND	2.5	0.32	U
98-82-8	Isopropylbenzene	ND	0.50	0.11	U
87-61-6	1,2,3-Trichlorobenzene	ND	2.5	0.12	U
120-82-1	1,2,4-Trichlorobenzene	ND	2.5	0.12	U
79-20-9	Methyl Acetate	ND	2.0	0.23	U
110-82-7	Cyclohexane	ND	10	0.27	U
123-91-1	1,4-Dioxane	ND	250	41.	U
108-87-2	Methyl cyclohexane	ND	10	0.40	U

Form 1
Volatile Organics

Client	: Tetra Tech GEO	Lab Number	: L1421110
Project Name	: LOCKHEED-NORTH PLAINFIELD	Project Number	: 117-0507.600.02
Lab ID	: L1421110-47	Date Collected	: 09/11/14 15:20
Client ID	: SW-2	Date Received	: 09/12/14
Sample Location	: NORTH PLAINFIELD	Date Analyzed	: 09/21/14 15:56
Sample Matrix	: WATER	Dilution Factor	: 1
Analytical Method	: 1,8260C	Analyst	: PD
Lab File ID	: 0921A06	Instrument ID	: VOA105.I
Sample Amount	: 10 ml	GC Column	: RTX-502.2
Level	: LOW	%Solids	: N/A
Extract Volume (MeOH)	: N/A	Injection Volume	: N/A

		ug/L			
CAS NO.	**Parameter**	**Results**	**RL**	**MDL**	**Qualifier**
76-13-1	1,1,2-Trichloro-1,2,2-Trifluoroethane	ND	2.5	0.15	U

Tentatively Identified Compounds
Volatile Organics

Client	: Tetra Tech GEO	Lab Number	: L1421110
Project Name	: LOCKHEED-NORTH PLAINFIELD	Project Number	: 117-0507.600.02
Lab ID	: L1421110-47	Date Collected	: 09/11/14 15:20
Client ID	: SW-2	Date Received	: 09/12/14
Sample Location	: NORTH PLAINFIELD	Date Analyzed	: 09/21/14 15:56
Sample Matrix	: WATER	Dilution Factor	: 1
Analytical Method	: 1,8260C	Analyst	: PD
Lab File ID	: 0921A06	Instrument ID	: VOA105.I
Sample Amount	: 10 ml	GC Column	: RTX-502.2
Level	: LOW	%Solids	: N/A
Extract Volume (MeOH)	: N/A	Injection Volume	: N/A

Number TICS found: 0 **Concentration Units: ug/L**

CAS Number	Compound Name	RT	EST. CONC.	Qualifier
	NO TENTATIVELY IDENTIFIED COMPOUNDS			

Form 1
Volatile Organics

Client	: Tetra Tech GEO	Lab Number	: L1421110
Project Name	: LOCKHEED-NORTH PLAINFIELD	Project Number	: 117-0507.600.02
Lab ID	: L1421110-48	Date Collected	: 09/11/14 15:30
Client ID	: SW-3	Date Received	: 09/12/14
Sample Location	: NORTH PLAINFIELD	Date Analyzed	: 09/21/14 16:24
Sample Matrix	: WATER	Dilution Factor	: 1
Analytical Method	: 1,8260C	Analyst	: PD
Lab File ID	: 0921A07	Instrument ID	: VOA105.I
Sample Amount	: 10 ml	GC Column	: RTX-502.2
Level	: LOW	%Solids	: N/A
Extract Volume (MeOH)	: N/A	Injection Volume	: N/A

		ug/L			
CAS NO.	Parameter	Results	RL	MDL	Qualifier
75-09-2	Methylene chloride	ND	2.5	0.27	U
75-34-3	1,1-Dichloroethane	ND	0.75	0.21	U
67-66-3	Chloroform	3.5	0.75	0.16	
56-23-5	Carbon tetrachloride	ND	0.50	0.10	U
78-87-5	1,2-Dichloropropane	ND	1.0	0.11	U
124-48-1	Dibromochloromethane	ND	0.50	0.15	U
79-00-5	1,1,2-Trichloroethane	ND	0.75	0.09	U
127-18-4	Tetrachloroethene	ND	0.50	0.09	U
108-90-7	Chlorobenzene	ND	0.50	0.07	U
75-69-4	Trichlorofluoromethane	ND	2.5	0.10	U
107-06-2	1,2-Dichloroethane	ND	0.50	0.11	U
71-55-6	1,1,1-Trichloroethane	ND	0.50	0.10	U
75-27-4	Bromodichloromethane	ND	0.50	0.19	U
10061-02-6	trans-1,3-Dichloropropene	ND	0.50	0.15	U
10061-01-5	cis-1,3-Dichloropropene	ND	0.50	0.14	U
542-75-6	1,3-Dichloropropene, Total	ND	0.50	0.14	U
75-25-2	Bromoform	ND	2.0	0.25	U
79-34-5	1,1,2,2-Tetrachloroethane	ND	0.50	0.09	U
71-43-2	Benzene	ND	0.50	0.09	U
108-88-3	Toluene	0.18	0.75	0.16	J
100-41-4	Ethylbenzene	ND	0.50	0.10	U
74-87-3	Chloromethane	ND	2.5	0.09	U
74-83-9	Bromomethane	ND	1.0	0.26	U
75-01-4	Vinyl chloride	ND	1.0	0.09	U
75-00-3	Chloroethane	ND	1.0	0.13	U
75-35-4	1,1-Dichloroethene	ND	0.50	0.09	U
156-60-5	trans-1,2-Dichloroethene	ND	0.75	0.16	U

Form 1
Volatile Organics

Client	: Tetra Tech GEO	Lab Number	: L1421110
Project Name	: LOCKHEED-NORTH PLAINFIELD	Project Number	: 117-0507.600.02
Lab ID	: L1421110-48	Date Collected	: 09/11/14 15:30
Client ID	: SW-3	Date Received	: 09/12/14
Sample Location	: NORTH PLAINFIELD	Date Analyzed	: 09/21/14 16:24
Sample Matrix	: WATER	Dilution Factor	: 1
Analytical Method	: 1,8260C	Analyst	: PD
Lab File ID	: 0921A07	Instrument ID	: VOA105.I
Sample Amount	: 10 ml	GC Column	: RTX-502.2
Level	: LOW	%Solids	: N/A
Extract Volume (MeOH)	: N/A	Injection Volume	: N/A

		ug/L			
CAS NO.	Parameter	Results	RL	MDL	Qualifier
79-01-6	Trichloroethene	ND	0.50	0.11	U
95-50-1	1,2-Dichlorobenzene	ND	2.5	0.07	U
541-73-1	1,3-Dichlorobenzene	ND	2.5	0.07	U
106-46-7	1,4-Dichlorobenzene	ND	2.5	0.08	U
1634-04-4	Methyl tert butyl ether	ND	1.0	0.15	U
179601-23-1	p/m-Xylene	ND	1.0	0.18	U
95-47-6	o-Xylene	ND	1.0	0.17	U
1330-20-7	Xylene (Total)	ND	1.0	0.17	U
156-59-2	cis-1,2-Dichloroethene	ND	0.50	0.11	U
540-59-0	1,2-Dichloroethene (total)	ND	0.50	0.11	U
100-42-5	Styrene	ND	1.0	0.12	U
75-71-8	Dichlorodifluoromethane	ND	5.0	0.19	U
67-64-1	Acetone	19	5.0	1.5	
75-15-0	Carbon disulfide	ND	5.0	0.09	U
78-93-3	2-Butanone	ND	5.0	1.9	U
108-10-1	4-Methyl-2-pentanone	ND	5.0	0.26	U
591-78-6	2-Hexanone	ND	5.0	0.14	U
74-97-5	Bromochloromethane	ND	2.5	0.13	U
106-93-4	1,2-Dibromoethane	ND	2.0	0.10	U
96-12-8	1,2-Dibromo-3-chloropropane	ND	2.5	0.32	U
98-82-8	Isopropylbenzene	ND	0.50	0.11	U
87-61-6	1,2,3-Trichlorobenzene	ND	2.5	0.12	U
120-82-1	1,2,4-Trichlorobenzene	ND	2.5	0.12	U
79-20-9	Methyl Acetate	ND	2.0	0.23	U
110-82-7	Cyclohexane	ND	10	0.27	U
123-91-1	1,4-Dioxane	ND	250	41.	U
108-87-2	Methyl cyclohexane	ND	10	0.40	U

Form 1
Volatile Organics

Client	: Tetra Tech GEO	Lab Number	: L1421110
Project Name	: LOCKHEED-NORTH PLAINFIELD	Project Number	: 117-0507.600.02
Lab ID	: L1421110-48	Date Collected	: 09/11/14 15:30
Client ID	: SW-3	Date Received	: 09/12/14
Sample Location	: NORTH PLAINFIELD	Date Analyzed	: 09/21/14 16:24
Sample Matrix	: WATER	Dilution Factor	: 1
Analytical Method	: 1,8260C	Analyst	: PD
Lab File ID	: 0921A07	Instrument ID	: VOA105.I
Sample Amount	: 10 ml	GC Column	: RTX-502.2
Level	: LOW	%Solids	: N/A
Extract Volume (MeOH)	: N/A	Injection Volume	: N/A

		ug/L			
CAS NO.	**Parameter**	**Results**	**RL**	**MDL**	**Qualifier**
76-13-1	1,1,2-Trichloro-1,2,2-Trifluoroethane	ND	2.5	0.15	U

Tentatively Identified Compounds
Volatile Organics

Client	: Tetra Tech GEO	Lab Number	: L1421110
Project Name	: LOCKHEED-NORTH PLAINFIELD	Project Number	: 117-0507.600.02
Lab ID	: L1421110-48	Date Collected	: 09/11/14 15:30
Client ID	: SW-3	Date Received	: 09/12/14
Sample Location	: NORTH PLAINFIELD	Date Analyzed	: 09/21/14 16:24
Sample Matrix	: WATER	Dilution Factor	: 1
Analytical Method	: 1,8260C	Analyst	: PD
Lab File ID	: 0921A07	Instrument ID	: VOA105.I
Sample Amount	: 10 ml	GC Column	: RTX-502.2
Level	: LOW	%Solids	: N/A
Extract Volume (MeOH)	: N/A	Injection Volume	: N/A

Number TICS found: 4 **Concentration Units: ug/L**

CAS Number	Compound Name	RT	EST. CONC.	Qualifier
	Unknown	2.46	25	J
	Unknown	3.33	1.3	J
	Unknown Alkane	14.50	1.2	J
	Total TIC Compounds		28J	J

Form 1
Volatile Organics

Client	: Tetra Tech GEO	Lab Number	: L1421110
Project Name	: LOCKHEED-NORTH PLAINFIELD	Project Number	: 117-0507.600.02
Lab ID	: L1421110-49	Date Collected	: 09/11/14 15:45
Client ID	: SW-4	Date Received	: 09/12/14
Sample Location	: NORTH PLAINFIELD	Date Analyzed	: 09/21/14 16:52
Sample Matrix	: WATER	Dilution Factor	: 1
Analytical Method	: 1,8260C	Analyst	: PD
Lab File ID	: 0921A08	Instrument ID	: VOA105.I
Sample Amount	: 10 ml	GC Column	: RTX-502.2
Level	: LOW	%Solids	: N/A
Extract Volume (MeOH)	: N/A	Injection Volume	: N/A

		ug/L			
CAS NO.	Parameter	Results	RL	MDL	Qualifier
75-09-2	Methylene chloride	ND	2.5	0.27	U
75-34-3	1,1-Dichloroethane	ND	0.75	0.21	U
67-66-3	Chloroform	ND	0.75	0.16	U
56-23-5	Carbon tetrachloride	ND	0.50	0.10	U
78-87-5	1,2-Dichloropropane	ND	1.0	0.11	U
124-48-1	Dibromochloromethane	ND	0.50	0.15	U
79-00-5	1,1,2-Trichloroethane	ND	0.75	0.09	U
127-18-4	Tetrachloroethene	ND	0.50	0.09	U
108-90-7	Chlorobenzene	ND	0.50	0.07	U
75-69-4	Trichlorofluoromethane	ND	2.5	0.10	U
107-06-2	1,2-Dichloroethane	ND	0.50	0.11	U
71-55-6	1,1,1-Trichloroethane	ND	0.50	0.10	U
75-27-4	Bromodichloromethane	ND	0.50	0.19	U
10061-02-6	trans-1,3-Dichloropropene	ND	0.50	0.15	U
10061-01-5	cis-1,3-Dichloropropene	ND	0.50	0.14	U
542-75-6	1,3-Dichloropropene, Total	ND	0.50	0.14	U
75-25-2	Bromoform	ND	2.0	0.25	U
79-34-5	1,1,2,2-Tetrachloroethane	ND	0.50	0.09	U
71-43-2	Benzene	ND	0.50	0.09	U
108-88-3	Toluene	ND	0.75	0.16	U
100-41-4	Ethylbenzene	ND	0.50	0.10	U
74-87-3	Chloromethane	ND	2.5	0.09	U
74-83-9	Bromomethane	ND	1.0	0.26	U
75-01-4	Vinyl chloride	ND	1.0	0.09	U
75-00-3	Chloroethane	ND	1.0	0.13	U
75-35-4	1,1-Dichloroethene	ND	0.50	0.09	U
156-60-5	trans-1,2-Dichloroethene	ND	0.75	0.16	U

Form 1
Volatile Organics

Client	: Tetra Tech GEO	Lab Number	: L1421110
Project Name	: LOCKHEED-NORTH PLAINFIELD	Project Number	: 117-0507.600.02
Lab ID	: L1421110-49	Date Collected	: 09/11/14 15:45
Client ID	: SW-4	Date Received	: 09/12/14
Sample Location	: NORTH PLAINFIELD	Date Analyzed	: 09/21/14 16:52
Sample Matrix	: WATER	Dilution Factor	: 1
Analytical Method	: 1,8260C	Analyst	: PD
Lab File ID	: 0921A08	Instrument ID	: VOA105.I
Sample Amount	: 10 ml	GC Column	: RTX-502.2
Level	: LOW	%Solids	: N/A
Extract Volume (MeOH)	: N/A	Injection Volume	: N/A

		ug/L			
CAS NO.	Parameter	Results	RL	MDL	Qualifier
79-01-6	Trichloroethene	ND	0.50	0.11	U
95-50-1	1,2-Dichlorobenzene	ND	2.5	0.07	U
541-73-1	1,3-Dichlorobenzene	ND	2.5	0.07	U
106-46-7	1,4-Dichlorobenzene	ND	2.5	0.08	U
1634-04-4	Methyl tert butyl ether	ND	1.0	0.15	U
179601-23-1	p/m-Xylene	ND	1.0	0.18	U
95-47-6	o-Xylene	ND	1.0	0.17	U
1330-20-7	Xylene (Total)	ND	1.0	0.17	U
156-59-2	cis-1,2-Dichloroethene	ND	0.50	0.11	U
540-59-0	1,2-Dichloroethene (total)	ND	0.50	0.11	U
100-42-5	Styrene	ND	1.0	0.12	U
75-71-8	Dichlorodifluoromethane	ND	5.0	0.19	U
67-64-1	Acetone	3.9	5.0	1.5	J
75-15-0	Carbon disulfide	ND	5.0	0.09	U
78-93-3	2-Butanone	ND	5.0	1.9	U
108-10-1	4-Methyl-2-pentanone	ND	5.0	0.26	U
591-78-6	2-Hexanone	ND	5.0	0.14	U
74-97-5	Bromochloromethane	ND	2.5	0.13	U
106-93-4	1,2-Dibromoethane	ND	2.0	0.10	U
96-12-8	1,2-Dibromo-3-chloropropane	ND	2.5	0.32	U
98-82-8	Isopropylbenzene	ND	0.50	0.11	U
87-61-6	1,2,3-Trichlorobenzene	ND	2.5	0.12	U
120-82-1	1,2,4-Trichlorobenzene	ND	2.5	0.12	U
79-20-9	Methyl Acetate	ND	2.0	0.23	U
110-82-7	Cyclohexane	ND	10	0.27	U
123-91-1	1,4-Dioxane	ND	250	41.	U
108-87-2	Methyl cyclohexane	ND	10	0.40	U

Form 1
Volatile Organics

Client	: Tetra Tech GEO	Lab Number	: L1421110
Project Name	: LOCKHEED-NORTH PLAINFIELD	Project Number	: 117-0507.600.02
Lab ID	: L1421110-49	Date Collected	: 09/11/14 15:45
Client ID	: SW-4	Date Received	: 09/12/14
Sample Location	: NORTH PLAINFIELD	Date Analyzed	: 09/21/14 16:52
Sample Matrix	: WATER	Dilution Factor	: 1
Analytical Method	: 1,8260C	Analyst	: PD
Lab File ID	: 0921A08	Instrument ID	: VOA105.I
Sample Amount	: 10 ml	GC Column	: RTX-502.2
Level	: LOW	%Solids	: N/A
Extract Volume (MeOH)	: N/A	Injection Volume	: N/A

		ug/L			
CAS NO.	**Parameter**	**Results**	**RL**	**MDL**	**Qualifier**
76-13-1	1,1,2-Trichloro-1,2,2-Trifluoroethane	ND	2.5	0.15	U

Tentatively Identified Compounds
Volatile Organics

Client	: Tetra Tech GEO	Lab Number	: L1421110
Project Name	: LOCKHEED-NORTH PLAINFIELD	Project Number	: 117-0507.600.02
Lab ID	: L1421110-49	Date Collected	: 09/11/14 15:45
Client ID	: SW-4	Date Received	: 09/12/14
Sample Location	: NORTH PLAINFIELD	Date Analyzed	: 09/21/14 16:52
Sample Matrix	: WATER	Dilution Factor	: 1
Analytical Method	: 1,8260C	Analyst	: PD
Lab File ID	: 0921A08	Instrument ID	: VOA105.I
Sample Amount	: 10 ml	GC Column	: RTX-502.2
Level	: LOW	%Solids	: N/A
Extract Volume (MeOH)	: N/A	Injection Volume	: N/A

Number TICS found: 0 **Concentration Units: ug/L**

CAS Number	Compound Name	RT	EST. CONC.	Qualifier
	NO TENTATIVELY IDENTIFIED COMPOUNDS			

Form 1
Volatile Organics

Client	: Tetra Tech GEO	Lab Number	: L1421110
Project Name	: LOCKHEED-NORTH PLAINFIELD	Project Number	: 117-0507.600.02
Lab ID	: L1421110-50	Date Collected	: 09/11/14 00:00
Client ID	: DUP-01	Date Received	: 09/12/14
Sample Location	: NORTH PLAINFIELD	Date Analyzed	: 09/21/14 17:20
Sample Matrix	: WATER	Dilution Factor	: 1
Analytical Method	: 1,8260C	Analyst	: PD
Lab File ID	: 0921A09	Instrument ID	: VOA105.I
Sample Amount	: 10 ml	GC Column	: RTX-502.2
Level	: LOW	%Solids	: N/A
Extract Volume (MeOH)	: N/A	Injection Volume	: N/A

		ug/L			
CAS NO.	**Parameter**	**Results**	**RL**	**MDL**	**Qualifier**
75-09-2	Methylene chloride	ND	2.5	0.27	U
75-34-3	1,1-Dichloroethane	ND	0.75	0.21	U
67-66-3	Chloroform	0.22	0.75	0.16	J
56-23-5	Carbon tetrachloride	ND	0.50	0.10	U
78-87-5	1,2-Dichloropropane	ND	1.0	0.11	U
124-48-1	Dibromochloromethane	ND	0.50	0.15	U
79-00-5	1,1,2-Trichloroethane	ND	0.75	0.09	U
127-18-4	Tetrachloroethene	1.0	0.50	0.09	
108-90-7	Chlorobenzene	ND	0.50	0.07	U
75-69-4	Trichlorofluoromethane	ND	2.5	0.10	U
107-06-2	1,2-Dichloroethane	ND	0.50	0.11	U
71-55-6	1,1,1-Trichloroethane	ND	0.50	0.10	U
75-27-4	Bromodichloromethane	ND	0.50	0.19	U
10061-02-6	trans-1,3-Dichloropropene	ND	0.50	0.15	U
10061-01-5	cis-1,3-Dichloropropene	ND	0.50	0.14	U
542-75-6	1,3-Dichloropropene, Total	ND	0.50	0.14	U
75-25-2	Bromoform	ND	2.0	0.25	U
79-34-5	1,1,2,2-Tetrachloroethane	ND	0.50	0.09	U
71-43-2	Benzene	ND	0.50	0.09	U
108-88-3	Toluene	ND	0.75	0.16	U
100-41-4	Ethylbenzene	ND	0.50	0.10	U
74-87-3	Chloromethane	ND	2.5	0.09	U
74-83-9	Bromomethane	ND	1.0	0.26	U
75-01-4	Vinyl chloride	ND	1.0	0.09	U
75-00-3	Chloroethane	ND	1.0	0.13	U
75-35-4	1,1-Dichloroethene	ND	0.50	0.09	U
156-60-5	trans-1,2-Dichloroethene	ND	0.75	0.16	U

Form 1
Volatile Organics

Client	: Tetra Tech GEO	Lab Number	: L1421110
Project Name	: LOCKHEED-NORTH PLAINFIELD	Project Number	: 117-0507.600.02
Lab ID	: L1421110-50	Date Collected	: 09/11/14 00:00
Client ID	: DUP-01	Date Received	: 09/12/14
Sample Location	: NORTH PLAINFIELD	Date Analyzed	: 09/21/14 17:20
Sample Matrix	: WATER	Dilution Factor	: 1
Analytical Method	: 1,8260C	Analyst	: PD
Lab File ID	: 0921A09	Instrument ID	: VOA105.I
Sample Amount	: 10 ml	GC Column	: RTX-502.2
Level	: LOW	%Solids	: N/A
Extract Volume (MeOH)	: N/A	Injection Volume	: N/A

		ug/L			
CAS NO.	Parameter	Results	RL	MDL	Qualifier
79-01-6	Trichloroethene	44	0.50	0.11	
95-50-1	1,2-Dichlorobenzene	ND	2.5	0.07	U
541-73-1	1,3-Dichlorobenzene	ND	2.5	0.07	U
106-46-7	1,4-Dichlorobenzene	ND	2.5	0.08	U
1634-04-4	Methyl tert butyl ether	ND	1.0	0.15	U
179601-23-1	p/m-Xylene	ND	1.0	0.18	U
95-47-6	o-Xylene	ND	1.0	0.17	U
1330-20-7	Xylene (Total)	ND	1.0	0.17	U
156-59-2	cis-1,2-Dichloroethene	1.4	0.50	0.11	
540-59-0	1,2-Dichloroethene (total)	1.4	0.50	0.11	
100-42-5	Styrene	ND	1.0	0.12	U
75-71-8	Dichlorodifluoromethane	ND	5.0	0.19	U
67-64-1	Acetone	11	5.0	1.5	
75-15-0	Carbon disulfide	ND	5.0	0.09	U
78-93-3	2-Butanone	ND	5.0	1.9	U
108-10-1	4-Methyl-2-pentanone	ND	5.0	0.26	U
591-78-6	2-Hexanone	ND	5.0	0.14	U
74-97-5	Bromochloromethane	ND	2.5	0.13	U
106-93-4	1,2-Dibromoethane	ND	2.0	0.10	U
96-12-8	1,2-Dibromo-3-chloropropane	ND	2.5	0.32	U
98-82-8	Isopropylbenzene	ND	0.50	0.11	U
87-61-6	1,2,3-Trichlorobenzene	ND	2.5	0.12	U
120-82-1	1,2,4-Trichlorobenzene	ND	2.5	0.12	U
79-20-9	Methyl Acetate	ND	2.0	0.23	U
110-82-7	Cyclohexane	ND	10	0.27	U
123-91-1	1,4-Dioxane	ND	250	41.	U
108-87-2	Methyl cyclohexane	ND	10	0.40	U

Form 1
Volatile Organics

Client	: Tetra Tech GEO	Lab Number	: L1421110
Project Name	: LOCKHEED-NORTH PLAINFIELD	Project Number	: 117-0507.600.02
Lab ID	: L1421110-50	Date Collected	: 09/11/14 00:00
Client ID	: DUP-01	Date Received	: 09/12/14
Sample Location	: NORTH PLAINFIELD	Date Analyzed	: 09/21/14 17:20
Sample Matrix	: WATER	Dilution Factor	: 1
Analytical Method	: 1,8260C	Analyst	: PD
Lab File ID	: 0921A09	Instrument ID	: VOA105.I
Sample Amount	: 10 ml	GC Column	: RTX-502.2
Level	: LOW	%Solids	: N/A
Extract Volume (MeOH)	: N/A	Injection Volume	: N/A

		ug/L			
CAS NO.	**Parameter**	**Results**	**RL**	**MDL**	**Qualifier**
76-13-1	1,1,2-Trichloro-1,2,2-Trifluoroethane	0.69	2.5	0.15	J

Tentatively Identified Compounds
Volatile Organics

Client	: Tetra Tech GEO	Lab Number	: L1421110
Project Name	: LOCKHEED-NORTH PLAINFIELD	Project Number	: 117-0507.600.02
Lab ID	: L1421110-50	Date Collected	: 09/11/14 00:00
Client ID	: DUP-01	Date Received	: 09/12/14
Sample Location	: NORTH PLAINFIELD	Date Analyzed	: 09/21/14 17:20
Sample Matrix	: WATER	Dilution Factor	: 1
Analytical Method	: 1,8260C	Analyst	: PD
Lab File ID	: 0921A09	Instrument ID	: VOA105.I
Sample Amount	: 10 ml	GC Column	: RTX-502.2
Level	: LOW	%Solids	: N/A
Extract Volume (MeOH)	: N/A	Injection Volume	: N/A

Number TICS found: 0 **Concentration Units: ug/L**

CAS Number	Compound Name	RT	EST. CONC.	Qualifier
	NO TENTATIVELY IDENTIFIED COMPOUNDS			

Form 1
Volatile Organics

Client	: Tetra Tech GEO	Lab Number	: L1421110
Project Name	: LOCKHEED-NORTH PLAINFIELD	Project Number	: 117-0507.600.02
Lab ID	: L1421110-51	Date Collected	: 09/11/14 00:00
Client ID	: DUP-02	Date Received	: 09/12/14
Sample Location	: NORTH PLAINFIELD	Date Analyzed	: 09/21/14 17:48
Sample Matrix	: WATER	Dilution Factor	: 1
Analytical Method	: 1,8260C	Analyst	: PD
Lab File ID	: 0921A10	Instrument ID	: VOA105.I
Sample Amount	: 10 ml	GC Column	: RTX-502.2
Level	: LOW	%Solids	: N/A
Extract Volume (MeOH)	: N/A	Injection Volume	: N/A

		ug/L			
CAS NO.	**Parameter**	**Results**	**RL**	**MDL**	**Qualifier**
75-09-2	Methylene chloride	ND	2.5	0.27	U
75-34-3	1,1-Dichloroethane	ND	0.75	0.21	U
67-66-3	Chloroform	1.2	0.75	0.16	
56-23-5	Carbon tetrachloride	ND	0.50	0.10	U
78-87-5	1,2-Dichloropropane	ND	1.0	0.11	U
124-48-1	Dibromochloromethane	ND	0.50	0.15	U
79-00-5	1,1,2-Trichloroethane	ND	0.75	0.09	U
127-18-4	Tetrachloroethene	ND	0.50	0.09	U
108-90-7	Chlorobenzene	ND	0.50	0.07	U
75-69-4	Trichlorofluoromethane	ND	2.5	0.10	U
107-06-2	1,2-Dichloroethane	ND	0.50	0.11	U
71-55-6	1,1,1-Trichloroethane	ND	0.50	0.10	U
75-27-4	Bromodichloromethane	ND	0.50	0.19	U
10061-02-6	trans-1,3-Dichloropropene	ND	0.50	0.15	U
10061-01-5	cis-1,3-Dichloropropene	ND	0.50	0.14	U
542-75-6	1,3-Dichloropropene, Total	ND	0.50	0.14	U
75-25-2	Bromoform	ND	2.0	0.25	U
79-34-5	1,1,2,2-Tetrachloroethane	ND	0.50	0.09	U
71-43-2	Benzene	ND	0.50	0.09	U
108-88-3	Toluene	ND	0.75	0.16	U
100-41-4	Ethylbenzene	ND	0.50	0.10	U
74-87-3	Chloromethane	ND	2.5	0.09	U
74-83-9	Bromomethane	ND	1.0	0.26	U
75-01-4	Vinyl chloride	ND	1.0	0.09	U
75-00-3	Chloroethane	ND	1.0	0.13	U
75-35-4	1,1-Dichloroethene	ND	0.50	0.09	U
156-60-5	trans-1,2-Dichloroethene	ND	0.75	0.16	U

Form 1
Volatile Organics

Client	: Tetra Tech GEO	Lab Number	: L1421110
Project Name	: LOCKHEED-NORTH PLAINFIELD	Project Number	: 117-0507.600.02
Lab ID	: L1421110-51	Date Collected	: 09/11/14 00:00
Client ID	: DUP-02	Date Received	: 09/12/14
Sample Location	: NORTH PLAINFIELD	Date Analyzed	: 09/21/14 17:48
Sample Matrix	: WATER	Dilution Factor	: 1
Analytical Method	: 1,8260C	Analyst	: PD
Lab File ID	: 0921A10	Instrument ID	: VOA105.I
Sample Amount	: 10 ml	GC Column	: RTX-502.2
Level	: LOW	%Solids	: N/A
Extract Volume (MeOH)	: N/A	Injection Volume	: N/A

		ug/L			
CAS NO.	Parameter	Results	RL	MDL	Qualifier
79-01-6	Trichloroethene	1.3	0.50	0.11	
95-50-1	1,2-Dichlorobenzene	ND	2.5	0.07	U
541-73-1	1,3-Dichlorobenzene	ND	2.5	0.07	U
106-46-7	1,4-Dichlorobenzene	ND	2.5	0.08	U
1634-04-4	Methyl tert butyl ether	ND	1.0	0.15	U
179601-23-1	p/m-Xylene	ND	1.0	0.18	U
95-47-6	o-Xylene	ND	1.0	0.17	U
1330-20-7	Xylene (Total)	ND	1.0	0.17	U
156-59-2	cis-1,2-Dichloroethene	ND	0.50	0.11	U
540-59-0	1,2-Dichloroethene (total)	ND	0.50	0.11	U
100-42-5	Styrene	ND	1.0	0.12	U
75-71-8	Dichlorodifluoromethane	ND	5.0	0.19	U
67-64-1	Acetone	11	5.0	1.5	
75-15-0	Carbon disulfide	ND	5.0	0.09	U
78-93-3	2-Butanone	ND	5.0	1.9	U
108-10-1	4-Methyl-2-pentanone	ND	5.0	0.26	U
591-78-6	2-Hexanone	ND	5.0	0.14	U
74-97-5	Bromochloromethane	ND	2.5	0.13	U
106-93-4	1,2-Dibromoethane	ND	2.0	0.10	U
96-12-8	1,2-Dibromo-3-chloropropane	ND	2.5	0.32	U
98-82-8	Isopropylbenzene	ND	0.50	0.11	U
87-61-6	1,2,3-Trichlorobenzene	ND	2.5	0.12	U
120-82-1	1,2,4-Trichlorobenzene	ND	2.5	0.12	U
79-20-9	Methyl Acetate	ND	2.0	0.23	U
110-82-7	Cyclohexane	ND	10	0.27	U
123-91-1	1,4-Dioxane	ND	250	41.	U
108-87-2	Methyl cyclohexane	ND	10	0.40	U

Form 1
Volatile Organics

Client	: Tetra Tech GEO	Lab Number	: L1421110
Project Name	: LOCKHEED-NORTH PLAINFIELD	Project Number	: 117-0507.600.02
Lab ID	: L1421110-51	Date Collected	: 09/11/14 00:00
Client ID	: DUP-02	Date Received	: 09/12/14
Sample Location	: NORTH PLAINFIELD	Date Analyzed	: 09/21/14 17:48
Sample Matrix	: WATER	Dilution Factor	: 1
Analytical Method	: 1,8260C	Analyst	: PD
Lab File ID	: 0921A10	Instrument ID	: VOA105.I
Sample Amount	: 10 ml	GC Column	: RTX-502.2
Level	: LOW	%Solids	: N/A
Extract Volume (MeOH)	: N/A	Injection Volume	: N/A

		ug/L			
CAS NO.	**Parameter**	**Results**	**RL**	**MDL**	**Qualifier**
76-13-1	1,1,2-Trichloro-1,2,2-Trifluoroethane	ND	2.5	0.15	U

Tentatively Identified Compounds
Volatile Organics

Client	: Tetra Tech GEO	Lab Number	: L1421110
Project Name	: LOCKHEED-NORTH PLAINFIELD	Project Number	: 117-0507.600.02
Lab ID	: L1421110-51	Date Collected	: 09/11/14 00:00
Client ID	: DUP-02	Date Received	: 09/12/14
Sample Location	: NORTH PLAINFIELD	Date Analyzed	: 09/21/14 17:48
Sample Matrix	: WATER	Dilution Factor	: 1
Analytical Method	: 1,8260C	Analyst	: PD
Lab File ID	: 0921A10	Instrument ID	: VOA105.I
Sample Amount	: 10 ml	GC Column	: RTX-502.2
Level	: LOW	%Solids	: N/A
Extract Volume (MeOH)	: N/A	Injection Volume	: N/A

Number TICS found: 0 **Concentration Units: ug/L**

CAS Number	Compound Name	RT	EST. CONC.	Qualifier
	NO TENTATIVELY IDENTIFIED COMPOUNDS			

Form 1
Volatile Organics

Client	: Tetra Tech GEO	Lab Number	: L1421110
Project Name	: LOCKHEED-NORTH PLAINFIELD	Project Number	: 117-0507.600.02
Lab ID	: L1421110-52	Date Collected	: 09/11/14 00:00
Client ID	: DUP-03	Date Received	: 09/12/14
Sample Location	: NORTH PLAINFIELD	Date Analyzed	: 09/21/14 18:16
Sample Matrix	: WATER	Dilution Factor	: 1
Analytical Method	: 1,8260C	Analyst	: PD
Lab File ID	: 0921A11	Instrument ID	: VOA105.I
Sample Amount	: 10 ml	GC Column	: RTX-502.2
Level	: LOW	%Solids	: N/A
Extract Volume (MeOH)	: N/A	Injection Volume	: N/A

		ug/L			
CAS NO.	Parameter	Results	RL	MDL	Qualifier
75-09-2	Methylene chloride	ND	2.5	0.27	U
75-34-3	1,1-Dichloroethane	ND	0.75	0.21	U
67-66-3	Chloroform	0.88	0.75	0.16	
56-23-5	Carbon tetrachloride	ND	0.50	0.10	U
78-87-5	1,2-Dichloropropane	ND	1.0	0.11	U
124-48-1	Dibromochloromethane	ND	0.50	0.15	U
79-00-5	1,1,2-Trichloroethane	ND	0.75	0.09	U
127-18-4	Tetrachloroethene	ND	0.50	0.09	U
108-90-7	Chlorobenzene	ND	0.50	0.07	U
75-69-4	Trichlorofluoromethane	ND	2.5	0.10	U
107-06-2	1,2-Dichloroethane	ND	0.50	0.11	U
71-55-6	1,1,1-Trichloroethane	ND	0.50	0.10	U
75-27-4	Bromodichloromethane	ND	0.50	0.19	U
10061-02-6	trans-1,3-Dichloropropene	ND	0.50	0.15	U
10061-01-5	cis-1,3-Dichloropropene	ND	0.50	0.14	U
542-75-6	1,3-Dichloropropene, Total	ND	0.50	0.14	U
75-25-2	Bromoform	ND	2.0	0.25	U
79-34-5	1,1,2,2-Tetrachloroethane	ND	0.50	0.09	U
71-43-2	Benzene	ND	0.50	0.09	U
108-88-3	Toluene	ND	0.75	0.16	U
100-41-4	Ethylbenzene	ND	0.50	0.10	U
74-87-3	Chloromethane	ND	2.5	0.09	U
74-83-9	Bromomethane	ND	1.0	0.26	U
75-01-4	Vinyl chloride	ND	1.0	0.09	U
75-00-3	Chloroethane	ND	1.0	0.13	U
75-35-4	1,1-Dichloroethene	ND	0.50	0.09	U
156-60-5	trans-1,2-Dichloroethene	ND	0.75	0.16	U

Form 1
Volatile Organics

Client	: Tetra Tech GEO	Lab Number	: L1421110
Project Name	: LOCKHEED-NORTH PLAINFIELD	Project Number	: 117-0507.600.02
Lab ID	: L1421110-52	Date Collected	: 09/11/14 00:00
Client ID	: DUP-03	Date Received	: 09/12/14
Sample Location	: NORTH PLAINFIELD	Date Analyzed	: 09/21/14 18:16
Sample Matrix	: WATER	Dilution Factor	: 1
Analytical Method	: 1,8260C	Analyst	: PD
Lab File ID	: 0921A11	Instrument ID	: VOA105.I
Sample Amount	: 10 ml	GC Column	: RTX-502.2
Level	: LOW	%Solids	: N/A
Extract Volume (MeOH)	: N/A	Injection Volume	: N/A

		ug/L			
CAS NO.	**Parameter**	**Results**	**RL**	**MDL**	**Qualifier**
79-01-6	Trichloroethene	0.35	0.50	0.11	J
95-50-1	1,2-Dichlorobenzene	ND	2.5	0.07	U
541-73-1	1,3-Dichlorobenzene	ND	2.5	0.07	U
106-46-7	1,4-Dichlorobenzene	ND	2.5	0.08	U
1634-04-4	Methyl tert butyl ether	ND	1.0	0.15	U
179601-23-1	p/m-Xylene	ND	1.0	0.18	U
95-47-6	o-Xylene	ND	1.0	0.17	U
1330-20-7	Xylene (Total)	ND	1.0	0.17	U
156-59-2	cis-1,2-Dichloroethene	ND	0.50	0.11	U
540-59-0	1,2-Dichloroethene (total)	ND	0.50	0.11	U
100-42-5	Styrene	ND	1.0	0.12	U
75-71-8	Dichlorodifluoromethane	ND	5.0	0.19	U
67-64-1	Acetone	11	5.0	1.5	
75-15-0	Carbon disulfide	ND	5.0	0.09	U
78-93-3	2-Butanone	ND	5.0	1.9	U
108-10-1	4-Methyl-2-pentanone	ND	5.0	0.26	U
591-78-6	2-Hexanone	ND	5.0	0.14	U
74-97-5	Bromochloromethane	ND	2.5	0.13	U
106-93-4	1,2-Dibromoethane	ND	2.0	0.10	U
96-12-8	1,2-Dibromo-3-chloropropane	ND	2.5	0.32	U
98-82-8	Isopropylbenzene	ND	0.50	0.11	U
87-61-6	1,2,3-Trichlorobenzene	ND	2.5	0.12	U
120-82-1	1,2,4-Trichlorobenzene	ND	2.5	0.12	U
79-20-9	Methyl Acetate	ND	2.0	0.23	U
110-82-7	Cyclohexane	ND	10	0.27	U
123-91-1	1,4-Dioxane	ND	250	41.	U
108-87-2	Methyl cyclohexane	ND	10	0.40	U

Form 1
Volatile Organics

Client	: Tetra Tech GEO	Lab Number	: L1421110
Project Name	: LOCKHEED-NORTH PLAINFIELD	Project Number	: 117-0507.600.02
Lab ID	: L1421110-52	Date Collected	: 09/11/14 00:00
Client ID	: DUP-03	Date Received	: 09/12/14
Sample Location	: NORTH PLAINFIELD	Date Analyzed	: 09/21/14 18:16
Sample Matrix	: WATER	Dilution Factor	: 1
Analytical Method	: 1,8260C	Analyst	: PD
Lab File ID	: 0921A11	Instrument ID	: VOA105.I
Sample Amount	: 10 ml	GC Column	: RTX-502.2
Level	: LOW	%Solids	: N/A
Extract Volume (MeOH)	: N/A	Injection Volume	: N/A

		ug/L			
CAS NO.	**Parameter**	**Results**	**RL**	**MDL**	**Qualifier**
76-13-1	1,1,2-Trichloro-1,2,2-Trifluoroethane	ND	2.5	0.15	U

Tentatively Identified Compounds
Volatile Organics

Client	: Tetra Tech GEO	Lab Number	: L1421110
Project Name	: LOCKHEED-NORTH PLAINFIELD	Project Number	: 117-0507.600.02
Lab ID	: L1421110-52	Date Collected	: 09/11/14 00:00
Client ID	: DUP-03	Date Received	: 09/12/14
Sample Location	: NORTH PLAINFIELD	Date Analyzed	: 09/21/14 18:16
Sample Matrix	: WATER	Dilution Factor	: 1
Analytical Method	: 1,8260C	Analyst	: PD
Lab File ID	: 0921A11	Instrument ID	: VOA105.I
Sample Amount	: 10 ml	GC Column	: RTX-502.2
Level	: LOW	%Solids	: N/A
Extract Volume (MeOH)	: N/A	Injection Volume	: N/A

Number TICS found: 0 **Concentration Units: ug/L**

CAS Number	Compound Name	RT	EST. CONC.	Qualifier
	NO TENTATIVELY IDENTIFIED COMPOUNDS			

Form 1
Volatile Organics

Client	: Tetra Tech GEO	Lab Number	: L1421110
Project Name	: LOCKHEED-NORTH PLAINFIELD	Project Number	: 117-0507.600.02
Lab ID	: L1421110-53	Date Collected	: 09/11/14 00:00
Client ID	: DUP-04	Date Received	: 09/12/14
Sample Location	: NORTH PLAINFIELD	Date Analyzed	: 09/21/14 18:44
Sample Matrix	: WATER	Dilution Factor	: 1
Analytical Method	: 1,8260C	Analyst	: PD
Lab File ID	: 0921A12	Instrument ID	: VOA105.I
Sample Amount	: 10 ml	GC Column	: RTX-502.2
Level	: LOW	%Solids	: N/A
Extract Volume (MeOH)	: N/A	Injection Volume	: N/A

		ug/L			
CAS NO.	Parameter	Results	RL	MDL	Qualifier
75-09-2	Methylene chloride	ND	2.5	0.27	U
75-34-3	1,1-Dichloroethane	ND	0.75	0.21	U
67-66-3	Chloroform	ND	0.75	0.16	U
56-23-5	Carbon tetrachloride	ND	0.50	0.10	U
78-87-5	1,2-Dichloropropane	ND	1.0	0.11	U
124-48-1	Dibromochloromethane	ND	0.50	0.15	U
79-00-5	1,1,2-Trichloroethane	ND	0.75	0.09	U
127-18-4	Tetrachloroethene	ND	0.50	0.09	U
108-90-7	Chlorobenzene	ND	0.50	0.07	U
75-69-4	Trichlorofluoromethane	ND	2.5	0.10	U
107-06-2	1,2-Dichloroethane	ND	0.50	0.11	U
71-55-6	1,1,1-Trichloroethane	ND	0.50	0.10	U
75-27-4	Bromodichloromethane	ND	0.50	0.19	U
10061-02-6	trans-1,3-Dichloropropene	ND	0.50	0.15	U
10061-01-5	cis-1,3-Dichloropropene	ND	0.50	0.14	U
542-75-6	1,3-Dichloropropene, Total	ND	0.50	0.14	U
75-25-2	Bromoform	ND	2.0	0.25	U
79-34-5	1,1,2,2-Tetrachloroethane	ND	0.50	0.09	U
71-43-2	Benzene	ND	0.50	0.09	U
108-88-3	Toluene	ND	0.75	0.16	U
100-41-4	Ethylbenzene	ND	0.50	0.10	U
74-87-3	Chloromethane	ND	2.5	0.09	U
74-83-9	Bromomethane	ND	1.0	0.26	U
75-01-4	Vinyl chloride	1.3	1.0	0.09	
75-00-3	Chloroethane	ND	1.0	0.13	U
75-35-4	1,1-Dichloroethene	ND	0.50	0.09	U
156-60-5	trans-1,2-Dichloroethene	ND	0.75	0.16	U

Form 1
Volatile Organics

Client	: Tetra Tech GEO	Lab Number	: L1421110
Project Name	: LOCKHEED-NORTH PLAINFIELD	Project Number	: 117-0507.600.02
Lab ID	: L1421110-53	Date Collected	: 09/11/14 00:00
Client ID	: DUP-04	Date Received	: 09/12/14
Sample Location	: NORTH PLAINFIELD	Date Analyzed	: 09/21/14 18:44
Sample Matrix	: WATER	Dilution Factor	: 1
Analytical Method	: 1,8260C	Analyst	: PD
Lab File ID	: 0921A12	Instrument ID	: VOA105.I
Sample Amount	: 10 ml	GC Column	: RTX-502.2
Level	: LOW	%Solids	: N/A
Extract Volume (MeOH)	: N/A	Injection Volume	: N/A

		ug/L			
CAS NO.	Parameter	Results	RL	MDL	Qualifier
79-01-6	Trichloroethene	2.1	0.50	0.11	
95-50-1	1,2-Dichlorobenzene	ND	2.5	0.07	U
541-73-1	1,3-Dichlorobenzene	ND	2.5	0.07	U
106-46-7	1,4-Dichlorobenzene	ND	2.5	0.08	U
1634-04-4	Methyl tert butyl ether	ND	1.0	0.15	U
179601-23-1	p/m-Xylene	ND	1.0	0.18	U
95-47-6	o-Xylene	ND	1.0	0.17	U
1330-20-7	Xylene (Total)	ND	1.0	0.17	U
156-59-2	cis-1,2-Dichloroethene	1.3	0.50	0.11	
540-59-0	1,2-Dichloroethene (total)	1.3	0.50	0.11	
100-42-5	Styrene	ND	1.0	0.12	U
75-71-8	Dichlorodifluoromethane	ND	5.0	0.19	U
67-64-1	Acetone	10	5.0	1.5	
75-15-0	Carbon disulfide	ND	5.0	0.09	U
78-93-3	2-Butanone	ND	5.0	1.9	U
108-10-1	4-Methyl-2-pentanone	ND	5.0	0.26	U
591-78-6	2-Hexanone	ND	5.0	0.14	U
74-97-5	Bromochloromethane	ND	2.5	0.13	U
106-93-4	1,2-Dibromoethane	ND	2.0	0.10	U
96-12-8	1,2-Dibromo-3-chloropropane	ND	2.5	0.32	U
98-82-8	Isopropylbenzene	ND	0.50	0.11	U
87-61-6	1,2,3-Trichlorobenzene	ND	2.5	0.12	U
120-82-1	1,2,4-Trichlorobenzene	ND	2.5	0.12	U
79-20-9	Methyl Acetate	ND	2.0	0.23	U
110-82-7	Cyclohexane	ND	10	0.27	U
123-91-1	1,4-Dioxane	ND	250	41.	U
108-87-2	Methyl cyclohexane	ND	10	0.40	U

Form 1
Volatile Organics

Client	: Tetra Tech GEO	Lab Number	: L1421110
Project Name	: LOCKHEED-NORTH PLAINFIELD	Project Number	: 117-0507.600.02
Lab ID	: L1421110-53	Date Collected	: 09/11/14 00:00
Client ID	: DUP-04	Date Received	: 09/12/14
Sample Location	: NORTH PLAINFIELD	Date Analyzed	: 09/21/14 18:44
Sample Matrix	: WATER	Dilution Factor	: 1
Analytical Method	: 1,8260C	Analyst	: PD
Lab File ID	: 0921A12	Instrument ID	: VOA105.I
Sample Amount	: 10 ml	GC Column	: RTX-502.2
Level	: LOW	%Solids	: N/A
Extract Volume (MeOH)	: N/A	Injection Volume	: N/A

		ug/L			
CAS NO.	**Parameter**	**Results**	**RL**	**MDL**	**Qualifier**
76-13-1	1,1,2-Trichloro-1,2,2-Trifluoroethane	ND	2.5	0.15	U

Tentatively Identified Compounds
Volatile Organics

Client	: Tetra Tech GEO	Lab Number	: L1421110
Project Name	: LOCKHEED-NORTH PLAINFIELD	Project Number	: 117-0507.600.02
Lab ID	: L1421110-53	Date Collected	: 09/11/14 00:00
Client ID	: DUP-04	Date Received	: 09/12/14
Sample Location	: NORTH PLAINFIELD	Date Analyzed	: 09/21/14 18:44
Sample Matrix	: WATER	Dilution Factor	: 1
Analytical Method	: 1,8260C	Analyst	: PD
Lab File ID	: 0921A12	Instrument ID	: VOA105.I
Sample Amount	: 10 ml	GC Column	: RTX-502.2
Level	: LOW	%Solids	: N/A
Extract Volume (MeOH)	: N/A	Injection Volume	: N/A

Number TICS found: 0 **Concentration Units: ug/L**

CAS Number	Compound Name	RT	EST. CONC.	Qualifier
	NO TENTATIVELY IDENTIFIED COMPOUNDS			

Form 1
Volatile Organics

Client	: Tetra Tech GEO	Lab Number	: L1421110
Project Name	: LOCKHEED-NORTH PLAINFIELD	Project Number	: 117-0507.600.02
Lab ID	: L1421110-54	Date Collected	: 09/11/14 00:00
Client ID	: DUP-05	Date Received	: 09/12/14
Sample Location	: NORTH PLAINFIELD	Date Analyzed	: 09/21/14 19:12
Sample Matrix	: WATER	Dilution Factor	: 1
Analytical Method	: 1,8260C	Analyst	: PD
Lab File ID	: 0921A13	Instrument ID	: VOA105.I
Sample Amount	: 10 ml	GC Column	: RTX-502.2
Level	: LOW	%Solids	: N/A
Extract Volume (MeOH)	: N/A	Injection Volume	: N/A

		ug/L			
CAS NO.	Parameter	Results	RL	MDL	Qualifier
75-09-2	Methylene chloride	ND	2.5	0.27	U
75-34-3	1,1-Dichloroethane	1.6	0.75	0.21	
67-66-3	Chloroform	3.3	0.75	0.16	
56-23-5	Carbon tetrachloride	ND	0.50	0.10	U
78-87-5	1,2-Dichloropropane	ND	1.0	0.11	U
124-48-1	Dibromochloromethane	ND	0.50	0.15	U
79-00-5	1,1,2-Trichloroethane	ND	0.75	0.09	U
127-18-4	Tetrachloroethene	0.68	0.50	0.09	
108-90-7	Chlorobenzene	ND	0.50	0.07	U
75-69-4	Trichlorofluoromethane	ND	2.5	0.10	U
107-06-2	1,2-Dichloroethane	ND	0.50	0.11	U
71-55-6	1,1,1-Trichloroethane	ND	0.50	0.10	U
75-27-4	Bromodichloromethane	ND	0.50	0.19	U
10061-02-6	trans-1,3-Dichloropropene	ND	0.50	0.15	U
10061-01-5	cis-1,3-Dichloropropene	ND	0.50	0.14	U
542-75-6	1,3-Dichloropropene, Total	ND	0.50	0.14	U
75-25-2	Bromoform	ND	2.0	0.25	U
79-34-5	1,1,2,2-Tetrachloroethane	ND	0.50	0.09	U
71-43-2	Benzene	ND	0.50	0.09	U
108-88-3	Toluene	ND	0.75	0.16	U
100-41-4	Ethylbenzene	ND	0.50	0.10	U
74-87-3	Chloromethane	ND	2.5	0.09	U
74-83-9	Bromomethane	ND	1.0	0.26	U
75-01-4	Vinyl chloride	ND	1.0	0.09	U
75-00-3	Chloroethane	ND	1.0	0.13	U
75-35-4	1,1-Dichloroethene	ND	0.50	0.09	U
156-60-5	trans-1,2-Dichloroethene	ND	0.75	0.16	U

Form 1
Volatile Organics

Client	: Tetra Tech GEO	Lab Number	: L1421110
Project Name	: LOCKHEED-NORTH PLAINFIELD	Project Number	: 117-0507.600.02
Lab ID	: L1421110-54	Date Collected	: 09/11/14 00:00
Client ID	: DUP-05	Date Received	: 09/12/14
Sample Location	: NORTH PLAINFIELD	Date Analyzed	: 09/21/14 19:12
Sample Matrix	: WATER	Dilution Factor	: 1
Analytical Method	: 1,8260C	Analyst	: PD
Lab File ID	: 0921A13	Instrument ID	: VOA105.I
Sample Amount	: 10 ml	GC Column	: RTX-502.2
Level	: LOW	%Solids	: N/A
Extract Volume (MeOH)	: N/A	Injection Volume	: N/A

		ug/L			
CAS NO.	Parameter	Results	RL	MDL	Qualifier
79-01-6	Trichloroethene	2.4	0.50	0.11	
95-50-1	1,2-Dichlorobenzene	ND	2.5	0.07	U
541-73-1	1,3-Dichlorobenzene	ND	2.5	0.07	U
106-46-7	1,4-Dichlorobenzene	ND	2.5	0.08	U
1634-04-4	Methyl tert butyl ether	ND	1.0	0.15	U
179601-23-1	p/m-Xylene	ND	1.0	0.18	U
95-47-6	o-Xylene	ND	1.0	0.17	U
1330-20-7	Xylene (Total)	ND	1.0	0.17	U
156-59-2	cis-1,2-Dichloroethene	7.5	0.50	0.11	
540-59-0	1,2-Dichloroethene (total)	7.5	0.50	0.11	
100-42-5	Styrene	ND	1.0	0.12	U
75-71-8	Dichlorodifluoromethane	ND	5.0	0.19	U
67-64-1	Acetone	13	5.0	1.5	
75-15-0	Carbon disulfide	ND	5.0	0.09	U
78-93-3	2-Butanone	ND	5.0	1.9	U
108-10-1	4-Methyl-2-pentanone	ND	5.0	0.26	U
591-78-6	2-Hexanone	ND	5.0	0.14	U
74-97-5	Bromochloromethane	ND	2.5	0.13	U
106-93-4	1,2-Dibromoethane	ND	2.0	0.10	U
96-12-8	1,2-Dibromo-3-chloropropane	ND	2.5	0.32	U
98-82-8	Isopropylbenzene	ND	0.50	0.11	U
87-61-6	1,2,3-Trichlorobenzene	ND	2.5	0.12	U
120-82-1	1,2,4-Trichlorobenzene	ND	2.5	0.12	U
79-20-9	Methyl Acetate	ND	2.0	0.23	U
110-82-7	Cyclohexane	ND	10	0.27	U
123-91-1	1,4-Dioxane	ND	250	41.	U
108-87-2	Methyl cyclohexane	ND	10	0.40	U

Form 1
Volatile Organics

Client	: Tetra Tech GEO	Lab Number	: L1421110
Project Name	: LOCKHEED-NORTH PLAINFIELD	Project Number	: 117-0507.600.02
Lab ID	: L1421110-54	Date Collected	: 09/11/14 00:00
Client ID	: DUP-05	Date Received	: 09/12/14
Sample Location	: NORTH PLAINFIELD	Date Analyzed	: 09/21/14 19:12
Sample Matrix	: WATER	Dilution Factor	: 1
Analytical Method	: 1,8260C	Analyst	: PD
Lab File ID	: 0921A13	Instrument ID	: VOA105.I
Sample Amount	: 10 ml	GC Column	: RTX-502.2
Level	: LOW	%Solids	: N/A
Extract Volume (MeOH)	: N/A	Injection Volume	: N/A

		ug/L			
CAS NO.	**Parameter**	**Results**	**RL**	**MDL**	**Qualifier**
76-13-1	1,1,2-Trichloro-1,2,2-Trifluoroethane	ND	2.5	0.15	U

Tentatively Identified Compounds
Volatile Organics

Client	: Tetra Tech GEO	Lab Number	: L1421110
Project Name	: LOCKHEED-NORTH PLAINFIELD	Project Number	: 117-0507.600.02
Lab ID	: L1421110-54	Date Collected	: 09/11/14 00:00
Client ID	: DUP-05	Date Received	: 09/12/14
Sample Location	: NORTH PLAINFIELD	Date Analyzed	: 09/21/14 19:12
Sample Matrix	: WATER	Dilution Factor	: 1
Analytical Method	: 1,8260C	Analyst	: PD
Lab File ID	: 0921A13	Instrument ID	: VOA105.I
Sample Amount	: 10 ml	GC Column	: RTX-502.2
Level	: LOW	%Solids	: N/A
Extract Volume (MeOH)	: N/A	Injection Volume	: N/A

Number TICS found: 0 **Concentration Units: ug/L**

CAS Number	Compound Name	RT	EST. CONC.	Qualifier
	NO TENTATIVELY IDENTIFIED COMPOUNDS			

Form 1
Volatile Organics

Client	: Tetra Tech GEO	Lab Number	: L1421110
Project Name	: LOCKHEED-NORTH PLAINFIELD	Project Number	: 117-0507.600.02
Lab ID	: L1421110-55	Date Collected	: 09/11/14 00:00
Client ID	: DUP-06	Date Received	: 09/12/14
Sample Location	: NORTH PLAINFIELD	Date Analyzed	: 09/21/14 19:40
Sample Matrix	: WATER	Dilution Factor	: 1
Analytical Method	: 1,8260C	Analyst	: PD
Lab File ID	: 0921A14	Instrument ID	: VOA105.I
Sample Amount	: 10 ml	GC Column	: RTX-502.2
Level	: LOW	%Solids	: N/A
Extract Volume (MeOH)	: N/A	Injection Volume	: N/A

		ug/L			
CAS NO.	Parameter	Results	RL	MDL	Qualifier
75-09-2	Methylene chloride	ND	2.5	0.27	U
75-34-3	1,1-Dichloroethane	ND	0.75	0.21	U
67-66-3	Chloroform	ND	0.75	0.16	U
56-23-5	Carbon tetrachloride	ND	0.50	0.10	U
78-87-5	1,2-Dichloropropane	ND	1.0	0.11	U
124-48-1	Dibromochloromethane	ND	0.50	0.15	U
79-00-5	1,1,2-Trichloroethane	ND	0.75	0.09	U
127-18-4	Tetrachloroethene	ND	0.50	0.09	U
108-90-7	Chlorobenzene	ND	0.50	0.07	U
75-69-4	Trichlorofluoromethane	ND	2.5	0.10	U
107-06-2	1,2-Dichloroethane	ND	0.50	0.11	U
71-55-6	1,1,1-Trichloroethane	ND	0.50	0.10	U
75-27-4	Bromodichloromethane	ND	0.50	0.19	U
10061-02-6	trans-1,3-Dichloropropene	ND	0.50	0.15	U
10061-01-5	cis-1,3-Dichloropropene	ND	0.50	0.14	U
542-75-6	1,3-Dichloropropene, Total	ND	0.50	0.14	U
75-25-2	Bromoform	ND	2.0	0.25	U
79-34-5	1,1,2,2-Tetrachloroethane	ND	0.50	0.09	U
71-43-2	Benzene	ND	0.50	0.09	U
108-88-3	Toluene	ND	0.75	0.16	U
100-41-4	Ethylbenzene	ND	0.50	0.10	U
74-87-3	Chloromethane	ND	2.5	0.09	U
74-83-9	Bromomethane	ND	1.0	0.26	U
75-01-4	Vinyl chloride	ND	1.0	0.09	U
75-00-3	Chloroethane	ND	1.0	0.13	U
75-35-4	1,1-Dichloroethene	ND	0.50	0.09	U
156-60-5	trans-1,2-Dichloroethene	ND	0.75	0.16	U

Form 1
Volatile Organics

Client	: Tetra Tech GEO	Lab Number	: L1421110
Project Name	: LOCKHEED-NORTH PLAINFIELD	Project Number	: 117-0507.600.02
Lab ID	: L1421110-55	Date Collected	: 09/11/14 00:00
Client ID	: DUP-06	Date Received	: 09/12/14
Sample Location	: NORTH PLAINFIELD	Date Analyzed	: 09/21/14 19:40
Sample Matrix	: WATER	Dilution Factor	: 1
Analytical Method	: 1,8260C	Analyst	: PD
Lab File ID	: 0921A14	Instrument ID	: VOA105.I
Sample Amount	: 10 ml	GC Column	: RTX-502.2
Level	: LOW	%Solids	: N/A
Extract Volume (MeOH)	: N/A	Injection Volume	: N/A

		ug/L			
CAS NO.	Parameter	Results	RL	MDL	Qualifier
79-01-6	Trichloroethene	ND	0.50	0.11	U
95-50-1	1,2-Dichlorobenzene	ND	2.5	0.07	U
541-73-1	1,3-Dichlorobenzene	ND	2.5	0.07	U
106-46-7	1,4-Dichlorobenzene	ND	2.5	0.08	U
1634-04-4	Methyl tert butyl ether	ND	1.0	0.15	U
179601-23-1	p/m-Xylene	ND	1.0	0.18	U
95-47-6	o-Xylene	ND	1.0	0.17	U
1330-20-7	Xylene (Total)	ND	1.0	0.17	U
156-59-2	cis-1,2-Dichloroethene	ND	0.50	0.11	U
540-59-0	1,2-Dichloroethene (total)	ND	0.50	0.11	U
100-42-5	Styrene	ND	1.0	0.12	U
75-71-8	Dichlorodifluoromethane	ND	5.0	0.19	U
67-64-1	Acetone	3.8	5.0	1.5	J
75-15-0	Carbon disulfide	ND	5.0	0.09	U
78-93-3	2-Butanone	ND	5.0	1.9	U
108-10-1	4-Methyl-2-pentanone	ND	5.0	0.26	U
591-78-6	2-Hexanone	ND	5.0	0.14	U
74-97-5	Bromochloromethane	ND	2.5	0.13	U
106-93-4	1,2-Dibromoethane	ND	2.0	0.10	U
96-12-8	1,2-Dibromo-3-chloropropane	ND	2.5	0.32	U
98-82-8	Isopropylbenzene	ND	0.50	0.11	U
87-61-6	1,2,3-Trichlorobenzene	ND	2.5	0.12	U
120-82-1	1,2,4-Trichlorobenzene	ND	2.5	0.12	U
79-20-9	Methyl Acetate	ND	2.0	0.23	U
110-82-7	Cyclohexane	ND	10	0.27	U
123-91-1	1,4-Dioxane	ND	250	41.	U
108-87-2	Methyl cyclohexane	ND	10	0.40	U

Form 1
Volatile Organics

Client	: Tetra Tech GEO	Lab Number	: L1421110
Project Name	: LOCKHEED-NORTH PLAINFIELD	Project Number	: 117-0507.600.02
Lab ID	: L1421110-55	Date Collected	: 09/11/14 00:00
Client ID	: DUP-06	Date Received	: 09/12/14
Sample Location	: NORTH PLAINFIELD	Date Analyzed	: 09/21/14 19:40
Sample Matrix	: WATER	Dilution Factor	: 1
Analytical Method	: 1,8260C	Analyst	: PD
Lab File ID	: 0921A14	Instrument ID	: VOA105.I
Sample Amount	: 10 ml	GC Column	: RTX-502.2
Level	: LOW	%Solids	: N/A
Extract Volume (MeOH)	: N/A	Injection Volume	: N/A

		ug/L			
CAS NO.	**Parameter**	**Results**	**RL**	**MDL**	**Qualifier**
76-13-1	1,1,2-Trichloro-1,2,2-Trifluoroethane	ND	2.5	0.15	U

Tentatively Identified Compounds
Volatile Organics

Client	: Tetra Tech GEO	Lab Number	: L1421110
Project Name	: LOCKHEED-NORTH PLAINFIELD	Project Number	: 117-0507.600.02
Lab ID	: L1421110-55	Date Collected	: 09/11/14 00:00
Client ID	: DUP-06	Date Received	: 09/12/14
Sample Location	: NORTH PLAINFIELD	Date Analyzed	: 09/21/14 19:40
Sample Matrix	: WATER	Dilution Factor	: 1
Analytical Method	: 1,8260C	Analyst	: PD
Lab File ID	: 0921A14	Instrument ID	: VOA105.I
Sample Amount	: 10 ml	GC Column	: RTX-502.2
Level	: LOW	%Solids	: N/A
Extract Volume (MeOH)	: N/A	Injection Volume	: N/A

Number TICS found: 0 **Concentration Units: ug/L**

CAS Number	Compound Name	RT	EST. CONC.	Qualifier
	NO TENTATIVELY IDENTIFIED COMPOUNDS			

Form 1
Volatile Organics

Client	: Tetra Tech GEO	Lab Number	: L1421110
Project Name	: LOCKHEED-NORTH PLAINFIELD	Project Number	: 117-0507.600.02
Lab ID	: L1421110-56	Date Collected	: 09/11/14 16:10
Client ID	: FB-091114	Date Received	: 09/12/14
Sample Location	: NORTH PLAINFIELD	Date Analyzed	: 09/20/14 21:29
Sample Matrix	: WATER	Dilution Factor	: 1
Analytical Method	: 1,8260C	Analyst	: PD
Lab File ID	: 0920A06	Instrument ID	: VOA108.I
Sample Amount	: 10 ml	GC Column	: RTX-502.2
Level	: LOW	%Solids	: N/A
Extract Volume (MeOH)	: N/A	Injection Volume	: N/A

		ug/L			
CAS NO.	Parameter	Results	RL	MDL	Qualifier
75-09-2	Methylene chloride	ND	2.5	0.27	U
75-34-3	1,1-Dichloroethane	ND	0.75	0.21	U
67-66-3	Chloroform	ND	0.75	0.16	U
56-23-5	Carbon tetrachloride	ND	0.50	0.10	U
78-87-5	1,2-Dichloropropane	ND	1.0	0.11	U
124-48-1	Dibromochloromethane	ND	0.50	0.15	U
79-00-5	1,1,2-Trichloroethane	ND	0.75	0.09	U
127-18-4	Tetrachloroethene	ND	0.50	0.09	U
108-90-7	Chlorobenzene	ND	0.50	0.07	U
75-69-4	Trichlorofluoromethane	ND	2.5	0.10	U
107-06-2	1,2-Dichloroethane	ND	0.50	0.11	U
71-55-6	1,1,1-Trichloroethane	ND	0.50	0.10	U
75-27-4	Bromodichloromethane	ND	0.50	0.19	U
10061-02-6	trans-1,3-Dichloropropene	ND	0.50	0.15	U
10061-01-5	cis-1,3-Dichloropropene	ND	0.50	0.14	U
542-75-6	1,3-Dichloropropene, Total	ND	0.50	0.14	U
75-25-2	Bromoform	ND	2.0	0.25	U
79-34-5	1,1,2,2-Tetrachloroethane	ND	0.50	0.09	U
71-43-2	Benzene	ND	0.50	0.09	U
108-88-3	Toluene	ND	0.75	0.16	U
100-41-4	Ethylbenzene	ND	0.50	0.10	U
74-87-3	Chloromethane	ND	2.5	0.09	U
74-83-9	Bromomethane	ND	1.0	0.26	U
75-01-4	Vinyl chloride	ND	1.0	0.09	U
75-00-3	Chloroethane	ND	1.0	0.13	U
75-35-4	1,1-Dichloroethene	ND	0.50	0.09	U
156-60-5	trans-1,2-Dichloroethene	ND	0.75	0.16	U

Form 1
Volatile Organics

Client	: Tetra Tech GEO	Lab Number	: L1421110
Project Name	: LOCKHEED-NORTH PLAINFIELD	Project Number	: 117-0507.600.02
Lab ID	: L1421110-56	Date Collected	: 09/11/14 16:10
Client ID	: FB-091114	Date Received	: 09/12/14
Sample Location	: NORTH PLAINFIELD	Date Analyzed	: 09/20/14 21:29
Sample Matrix	: WATER	Dilution Factor	: 1
Analytical Method	: 1,8260C	Analyst	: PD
Lab File ID	: 0920A06	Instrument ID	: VOA108.I
Sample Amount	: 10 ml	GC Column	: RTX-502.2
Level	: LOW	%Solids	: N/A
Extract Volume (MeOH)	: N/A	Injection Volume	: N/A

		ug/L			
CAS NO.	Parameter	Results	RL	MDL	Qualifier
79-01-6	Trichloroethene	ND	0.50	0.11	U
95-50-1	1,2-Dichlorobenzene	ND	2.5	0.07	U
541-73-1	1,3-Dichlorobenzene	ND	2.5	0.07	U
106-46-7	1,4-Dichlorobenzene	ND	2.5	0.08	U
1634-04-4	Methyl tert butyl ether	ND	1.0	0.15	U
179601-23-1	p/m-Xylene	ND	1.0	0.18	U
95-47-6	o-Xylene	ND	1.0	0.17	U
1330-20-7	Xylene (Total)	ND	1.0	0.17	U
156-59-2	cis-1,2-Dichloroethene	ND	0.50	0.11	U
540-59-0	1,2-Dichloroethene (total)	ND	0.50	0.11	U
100-42-5	Styrene	ND	1.0	0.12	U
75-71-8	Dichlorodifluoromethane	ND	5.0	0.19	U
67-64-1	Acetone	2.4	5.0	1.5	J
75-15-0	Carbon disulfide	ND	5.0	0.09	U
78-93-3	2-Butanone	ND	5.0	1.9	U
108-10-1	4-Methyl-2-pentanone	ND	5.0	0.26	U
591-78-6	2-Hexanone	ND	5.0	0.14	U
74-97-5	Bromochloromethane	ND	2.5	0.13	U
106-93-4	1,2-Dibromoethane	ND	2.0	0.10	U
96-12-8	1,2-Dibromo-3-chloropropane	ND	2.5	0.32	U
98-82-8	Isopropylbenzene	ND	0.50	0.11	U
87-61-6	1,2,3-Trichlorobenzene	ND	2.5	0.12	U
120-82-1	1,2,4-Trichlorobenzene	ND	2.5	0.12	U
79-20-9	Methyl Acetate	ND	2.0	0.23	U
110-82-7	Cyclohexane	ND	10	0.27	U
123-91-1	1,4-Dioxane	ND	250	41.	U
108-87-2	Methyl cyclohexane	ND	10	0.40	U

Form 1
Volatile Organics

Client	: Tetra Tech GEO	Lab Number	: L1421110
Project Name	: LOCKHEED-NORTH PLAINFIELD	Project Number	: 117-0507.600.02
Lab ID	: L1421110-56	Date Collected	: 09/11/14 16:10
Client ID	: FB-091114	Date Received	: 09/12/14
Sample Location	: NORTH PLAINFIELD	Date Analyzed	: 09/20/14 21:29
Sample Matrix	: WATER	Dilution Factor	: 1
Analytical Method	: 1,8260C	Analyst	: PD
Lab File ID	: 0920A06	Instrument ID	: VOA108.I
Sample Amount	: 10 ml	GC Column	: RTX-502.2
Level	: LOW	%Solids	: N/A
Extract Volume (MeOH)	: N/A	Injection Volume	: N/A

		ug/L			
CAS NO.	**Parameter**	**Results**	**RL**	**MDL**	**Qualifier**
76-13-1	1,1,2-Trichloro-1,2,2-Trifluoroethane	ND	2.5	0.15	U

Tentatively Identified Compounds
Volatile Organics

Client	: Tetra Tech GEO	Lab Number	: L1421110
Project Name	: LOCKHEED-NORTH PLAINFIELD	Project Number	: 117-0507.600.02
Lab ID	: L1421110-56	Date Collected	: 09/11/14 16:10
Client ID	: FB-091114	Date Received	: 09/12/14
Sample Location	: NORTH PLAINFIELD	Date Analyzed	: 09/20/14 21:29
Sample Matrix	: WATER	Dilution Factor	: 1
Analytical Method	: 1,8260C	Analyst	: PD
Lab File ID	: 0920A06	Instrument ID	: VOA108.I
Sample Amount	: 10 ml	GC Column	: RTX-502.2
Level	: LOW	%Solids	: N/A
Extract Volume (MeOH)	: N/A	Injection Volume	: N/A

Number TICS found: 0 **Concentration Units: ug/L**

CAS Number	Compound Name	RT	EST. CONC.	Qualifier
	NO TENTATIVELY IDENTIFIED COMPOUNDS			

Form 1
Volatile Organics

Client	: Tetra Tech GEO	Lab Number	: L1421110
Project Name	: LOCKHEED-NORTH PLAINFIELD	Project Number	: 117-0507.600.02
Lab ID	: L1421110-57	Date Collected	: 09/10/14 00:00
Client ID	: TB-091114	Date Received	: 09/12/14
Sample Location	: NORTH PLAINFIELD	Date Analyzed	: 09/20/14 21:57
Sample Matrix	: WATER	Dilution Factor	: 1
Analytical Method	: 1,8260C	Analyst	: PD
Lab File ID	: 0920A07	Instrument ID	: VOA108.I
Sample Amount	: 10 ml	GC Column	: RTX-502.2
Level	: LOW	%Solids	: N/A
Extract Volume (MeOH)	: N/A	Injection Volume	: N/A

		ug/L			
CAS NO.	Parameter	Results	RL	MDL	Qualifier
75-09-2	Methylene chloride	ND	2.5	0.27	U
75-34-3	1,1-Dichloroethane	ND	0.75	0.21	U
67-66-3	Chloroform	ND	0.75	0.16	U
56-23-5	Carbon tetrachloride	ND	0.50	0.10	U
78-87-5	1,2-Dichloropropane	ND	1.0	0.11	U
124-48-1	Dibromochloromethane	ND	0.50	0.15	U
79-00-5	1,1,2-Trichloroethane	ND	0.75	0.09	U
127-18-4	Tetrachloroethene	ND	0.50	0.09	U
108-90-7	Chlorobenzene	ND	0.50	0.07	U
75-69-4	Trichlorofluoromethane	ND	2.5	0.10	U
107-06-2	1,2-Dichloroethane	ND	0.50	0.11	U
71-55-6	1,1,1-Trichloroethane	ND	0.50	0.10	U
75-27-4	Bromodichloromethane	ND	0.50	0.19	U
10061-02-6	trans-1,3-Dichloropropene	ND	0.50	0.15	U
10061-01-5	cis-1,3-Dichloropropene	ND	0.50	0.14	U
542-75-6	1,3-Dichloropropene, Total	ND	0.50	0.14	U
75-25-2	Bromoform	ND	2.0	0.25	U
79-34-5	1,1,2,2-Tetrachloroethane	ND	0.50	0.09	U
71-43-2	Benzene	ND	0.50	0.09	U
108-88-3	Toluene	ND	0.75	0.16	U
100-41-4	Ethylbenzene	ND	0.50	0.10	U
74-87-3	Chloromethane	ND	2.5	0.09	U
74-83-9	Bromomethane	ND	1.0	0.26	U
75-01-4	Vinyl chloride	ND	1.0	0.09	U
75-00-3	Chloroethane	ND	1.0	0.13	U
75-35-4	1,1-Dichloroethene	ND	0.50	0.09	U
156-60-5	trans-1,2-Dichloroethene	ND	0.75	0.16	U

Form 1
Volatile Organics

Client	: Tetra Tech GEO	Lab Number	: L1421110
Project Name	: LOCKHEED-NORTH PLAINFIELD	Project Number	: 117-0507.600.02
Lab ID	: L1421110-57	Date Collected	: 09/10/14 00:00
Client ID	: TB-091114	Date Received	: 09/12/14
Sample Location	: NORTH PLAINFIELD	Date Analyzed	: 09/20/14 21:57
Sample Matrix	: WATER	Dilution Factor	: 1
Analytical Method	: 1,8260C	Analyst	: PD
Lab File ID	: 0920A07	Instrument ID	: VOA108.I
Sample Amount	: 10 ml	GC Column	: RTX-502.2
Level	: LOW	%Solids	: N/A
Extract Volume (MeOH)	: N/A	Injection Volume	: N/A

		ug/L			
CAS NO.	Parameter	Results	RL	MDL	Qualifier
79-01-6	Trichloroethene	ND	0.50	0.11	U
95-50-1	1,2-Dichlorobenzene	ND	2.5	0.07	U
541-73-1	1,3-Dichlorobenzene	ND	2.5	0.07	U
106-46-7	1,4-Dichlorobenzene	ND	2.5	0.08	U
1634-04-4	Methyl tert butyl ether	ND	1.0	0.15	U
179601-23-1	p/m-Xylene	ND	1.0	0.18	U
95-47-6	o-Xylene	ND	1.0	0.17	U
1330-20-7	Xylene (Total)	ND	1.0	0.17	U
156-59-2	cis-1,2-Dichloroethene	ND	0.50	0.11	U
540-59-0	1,2-Dichloroethene (total)	ND	0.50	0.11	U
100-42-5	Styrene	ND	1.0	0.12	U
75-71-8	Dichlorodifluoromethane	ND	5.0	0.19	U
67-64-1	Acetone	1.9	5.0	1.5	J
75-15-0	Carbon disulfide	ND	5.0	0.09	U
78-93-3	2-Butanone	ND	5.0	1.9	U
108-10-1	4-Methyl-2-pentanone	ND	5.0	0.26	U
591-78-6	2-Hexanone	ND	5.0	0.14	U
74-97-5	Bromochloromethane	ND	2.5	0.13	U
106-93-4	1,2-Dibromoethane	ND	2.0	0.10	U
96-12-8	1,2-Dibromo-3-chloropropane	ND	2.5	0.32	U
98-82-8	Isopropylbenzene	ND	0.50	0.11	U
87-61-6	1,2,3-Trichlorobenzene	ND	2.5	0.12	U
120-82-1	1,2,4-Trichlorobenzene	ND	2.5	0.12	U
79-20-9	Methyl Acetate	ND	2.0	0.23	U
110-82-7	Cyclohexane	ND	10	0.27	U
123-91-1	1,4-Dioxane	ND	250	41.	U
108-87-2	Methyl cyclohexane	ND	10	0.40	U

Form 1
Volatile Organics

Client	: Tetra Tech GEO	Lab Number	: L1421110
Project Name	: LOCKHEED-NORTH PLAINFIELD	Project Number	: 117-0507.600.02
Lab ID	: L1421110-57	Date Collected	: 09/10/14 00:00
Client ID	: TB-091114	Date Received	: 09/12/14
Sample Location	: NORTH PLAINFIELD	Date Analyzed	: 09/20/14 21:57
Sample Matrix	: WATER	Dilution Factor	: 1
Analytical Method	: 1,8260C	Analyst	: PD
Lab File ID	: 0920A07	Instrument ID	: VOA108.I
Sample Amount	: 10 ml	GC Column	: RTX-502.2
Level	: LOW	%Solids	: N/A
Extract Volume (MeOH)	: N/A	Injection Volume	: N/A

		ug/L			
CAS NO.	**Parameter**	**Results**	**RL**	**MDL**	**Qualifier**
76-13-1	1,1,2-Trichloro-1,2,2-Trifluoroethane	ND	2.5	0.15	U

Tentatively Identified Compounds
Volatile Organics

Client	: Tetra Tech GEO	Lab Number	: L1421110
Project Name	: LOCKHEED-NORTH PLAINFIELD	Project Number	: 117-0507.600.02
Lab ID	: L1421110-57	Date Collected	: 09/10/14 00:00
Client ID	: TB-091114	Date Received	: 09/12/14
Sample Location	: NORTH PLAINFIELD	Date Analyzed	: 09/20/14 21:57
Sample Matrix	: WATER	Dilution Factor	: 1
Analytical Method	: 1,8260C	Analyst	: PD
Lab File ID	: 0920A07	Instrument ID	: VOA108.I
Sample Amount	: 10 ml	GC Column	: RTX-502.2
Level	: LOW	%Solids	: N/A
Extract Volume (MeOH)	: N/A	Injection Volume	: N/A

Number TICS found: 0 **Concentration Units: ug/L**

CAS Number	Compound Name	RT	EST. CONC.	Qualifier
	NO TENTATIVELY IDENTIFIED COMPOUNDS			

Form 1
Volatile Organics

Client	: Tetra Tech GEO	Lab Number	: L1421110
Project Name	: LOCKHEED-NORTH PLAINFIELD	Project Number	: 117-0507.600.02
Lab ID	: WG722869-3	Date Collected	: NA
Client ID	: WG722869-3BLANK	Date Received	: NA
Sample Location	:	Date Analyzed	: 09/17/14 10:54
Sample Matrix	: WATER	Dilution Factor	: 1
Analytical Method	: 1,8260C	Analyst	: PD
Lab File ID	: 0917A05	Instrument ID	: VOA105.I
Sample Amount	: 10 ml	GC Column	: RTX-502.2
Level	: LOW	%Solids	: N/A
Extract Volume (MeOH)	: N/A	Injection Volume	: N/A

		ug/L			
CAS NO.	Parameter	Results	RL	MDL	Qualifier
75-09-2	Methylene chloride	ND	2.5	0.27	U
75-34-3	1,1-Dichloroethane	ND	0.75	0.21	U
67-66-3	Chloroform	ND	0.75	0.16	U
56-23-5	Carbon tetrachloride	ND	0.50	0.10	U
78-87-5	1,2-Dichloropropane	ND	1.0	0.11	U
124-48-1	Dibromochloromethane	ND	0.50	0.15	U
79-00-5	1,1,2-Trichloroethane	ND	0.75	0.09	U
127-18-4	Tetrachloroethene	ND	0.50	0.09	U
108-90-7	Chlorobenzene	ND	0.50	0.07	U
75-69-4	Trichlorofluoromethane	ND	2.5	0.10	U
107-06-2	1,2-Dichloroethane	ND	0.50	0.11	U
71-55-6	1,1,1-Trichloroethane	ND	0.50	0.10	U
75-27-4	Bromodichloromethane	ND	0.50	0.19	U
10061-02-6	trans-1,3-Dichloropropene	ND	0.50	0.15	U
10061-01-5	cis-1,3-Dichloropropene	ND	0.50	0.14	U
542-75-6	1,3-Dichloropropene, Total	ND	0.50	0.14	U
75-25-2	Bromoform	ND	2.0	0.25	U
79-34-5	1,1,2,2-Tetrachloroethane	ND	0.50	0.09	U
71-43-2	Benzene	ND	0.50	0.09	U
108-88-3	Toluene	ND	0.75	0.16	U
100-41-4	Ethylbenzene	ND	0.50	0.10	U
74-87-3	Chloromethane	ND	2.5	0.09	U
74-83-9	Bromomethane	ND	1.0	0.26	U
75-01-4	Vinyl chloride	ND	1.0	0.09	U
75-00-3	Chloroethane	ND	1.0	0.13	U
75-35-4	1,1-Dichloroethene	ND	0.50	0.09	U
156-60-5	trans-1,2-Dichloroethene	ND	0.75	0.16	U

Form 1
Volatile Organics

Client	: Tetra Tech GEO	Lab Number	: L1421110
Project Name	: LOCKHEED-NORTH PLAINFIELD	Project Number	: 117-0507.600.02
Lab ID	: WG722869-3	Date Collected	: NA
Client ID	: WG722869-3BLANK	Date Received	: NA
Sample Location	:	Date Analyzed	: 09/17/14 10:54
Sample Matrix	: WATER	Dilution Factor	: 1
Analytical Method	: 1,8260C	Analyst	: PD
Lab File ID	: 0917A05	Instrument ID	: VOA105.I
Sample Amount	: 10 ml	GC Column	: RTX-502.2
Level	: LOW	%Solids	: N/A
Extract Volume (MeOH)	: N/A	Injection Volume	: N/A

		ug/L			
CAS NO.	Parameter	Results	RL	MDL	Qualifier
79-01-6	Trichloroethene	ND	0.50	0.11	U
95-50-1	1,2-Dichlorobenzene	ND	2.5	0.07	U
541-73-1	1,3-Dichlorobenzene	ND	2.5	0.07	U
106-46-7	1,4-Dichlorobenzene	ND	2.5	0.08	U
1634-04-4	Methyl tert butyl ether	ND	1.0	0.15	U
179601-23-1	p/m-Xylene	ND	1.0	0.18	U
95-47-6	o-Xylene	ND	1.0	0.17	U
1330-20-7	Xylene (Total)	ND	1.0	0.17	U
156-59-2	cis-1,2-Dichloroethene	ND	0.50	0.11	U
540-59-0	1,2-Dichloroethene (total)	ND	0.50	0.11	U
100-42-5	Styrene	ND	1.0	0.12	U
75-71-8	Dichlorodifluoromethane	ND	5.0	0.19	U
67-64-1	Acetone	ND	5.0	1.5	U
75-15-0	Carbon disulfide	ND	5.0	0.09	U
78-93-3	2-Butanone	ND	5.0	1.9	U
108-10-1	4-Methyl-2-pentanone	ND	5.0	0.26	U
591-78-6	2-Hexanone	ND	5.0	0.14	U
74-97-5	Bromochloromethane	ND	2.5	0.13	U
106-93-4	1,2-Dibromoethane	ND	2.0	0.10	U
96-12-8	1,2-Dibromo-3-chloropropane	ND	2.5	0.32	U
98-82-8	Isopropylbenzene	ND	0.50	0.11	U
87-61-6	1,2,3-Trichlorobenzene	ND	2.5	0.12	U
120-82-1	1,2,4-Trichlorobenzene	ND	2.5	0.12	U
79-20-9	Methyl Acetate	ND	2.0	0.23	U
110-82-7	Cyclohexane	ND	10	0.27	U
75-65-0	tert-Butyl Alcohol	ND	10	0.90	U
123-91-1	1,4-Dioxane	ND	250	41.	U

Form 1
Volatile Organics

Client	: Tetra Tech GEO	Lab Number	: L1421110
Project Name	: LOCKHEED-NORTH PLAINFIELD	Project Number	: 117-0507.600.02
Lab ID	: WG722869-3	Date Collected	: NA
Client ID	: WG722869-3BLANK	Date Received	: NA
Sample Location	:	Date Analyzed	: 09/17/14 10:54
Sample Matrix	: WATER	Dilution Factor	: 1
Analytical Method	: 1,8260C	Analyst	: PD
Lab File ID	: 0917A05	Instrument ID	: VOA105.I
Sample Amount	: 10 ml	GC Column	: RTX-502.2
Level	: LOW	%Solids	: N/A
Extract Volume (MeOH)	: N/A	Injection Volume	: N/A

		ug/L			
CAS NO.	**Parameter**	**Results**	**RL**	**MDL**	**Qualifier**
108-87-2	Methyl cyclohexane	ND	10	0.40	U
76-13-1	1,1,2-Trichloro-1,2,2-Trifluoroethane	ND	2.5	0.15	U

Tentatively Identified Compounds
Volatile Organics

Client	: Tetra Tech GEO	Lab Number	: L1421110
Project Name	: LOCKHEED-NORTH PLAINFIELD	Project Number	: 117-0507.600.02
Lab ID	: WG722869-3	Date Collected	: NA
Client ID	: WG722869-3BLANK	Date Received	: NA
Sample Location	:	Date Analyzed	: 09/17/14 10:54
Sample Matrix	: WATER	Dilution Factor	: 1
Analytical Method	: 1,8260C	Analyst	: PD
Lab File ID	: 0917A05	Instrument ID	: VOA105.I
Sample Amount	: 10 ml	GC Column	: RTX-502.2
Level	: LOW	%Solids	: N/A
Extract Volume (MeOH)	: N/A	Injection Volume	: N/A

Number TICS found: 0 **Concentration Units: ug/L**

CAS Number	Compound Name	RT	EST. CONC.	Qualifier
	NO TENTATIVELY IDENTIFIED COMPOUNDS			

Form 1
Volatile Organics

Client	: Tetra Tech GEO	Lab Number	: L1421110
Project Name	: LOCKHEED-NORTH PLAINFIELD	Project Number	: 117-0507.600.02
Lab ID	: WG723247-3	Date Collected	: NA
Client ID	: WG723247-3BLANK	Date Received	: NA
Sample Location	:	Date Analyzed	: 09/18/14 11:06
Sample Matrix	: WATER	Dilution Factor	: 1
Analytical Method	: 1,8260C	Analyst	: PD
Lab File ID	: 0918A06	Instrument ID	: VOA105.I
Sample Amount	: 10 ml	GC Column	: RTX-502.2
Level	: LOW	%Solids	: N/A
Extract Volume (MeOH)	: N/A	Injection Volume	: N/A

		ug/L			
CAS NO.	Parameter	Results	RL	MDL	Qualifier
75-09-2	Methylene chloride	ND	2.5	0.27	U
75-34-3	1,1-Dichloroethane	ND	0.75	0.21	U
67-66-3	Chloroform	ND	0.75	0.16	U
56-23-5	Carbon tetrachloride	ND	0.50	0.10	U
78-87-5	1,2-Dichloropropane	ND	1.0	0.11	U
124-48-1	Dibromochloromethane	ND	0.50	0.15	U
79-00-5	1,1,2-Trichloroethane	ND	0.75	0.09	U
127-18-4	Tetrachloroethene	ND	0.50	0.09	U
108-90-7	Chlorobenzene	ND	0.50	0.07	U
75-69-4	Trichlorofluoromethane	ND	2.5	0.10	U
107-06-2	1,2-Dichloroethane	ND	0.50	0.11	U
71-55-6	1,1,1-Trichloroethane	ND	0.50	0.10	U
75-27-4	Bromodichloromethane	ND	0.50	0.19	U
10061-02-6	trans-1,3-Dichloropropene	ND	0.50	0.15	U
10061-01-5	cis-1,3-Dichloropropene	ND	0.50	0.14	U
542-75-6	1,3-Dichloropropene, Total	ND	0.50	0.14	U
75-25-2	Bromoform	ND	2.0	0.25	U
79-34-5	1,1,2,2-Tetrachloroethane	ND	0.50	0.09	U
71-43-2	Benzene	ND	0.50	0.09	U
108-88-3	Toluene	ND	0.75	0.16	U
100-41-4	Ethylbenzene	ND	0.50	0.10	U
74-87-3	Chloromethane	ND	2.5	0.09	U
74-83-9	Bromomethane	ND	1.0	0.26	U
75-01-4	Vinyl chloride	ND	1.0	0.09	U
75-00-3	Chloroethane	ND	1.0	0.13	U
75-35-4	1,1-Dichloroethene	ND	0.50	0.09	U
156-60-5	trans-1,2-Dichloroethene	ND	0.75	0.16	U

Form 1
Volatile Organics

Client	: Tetra Tech GEO	Lab Number	: L1421110
Project Name	: LOCKHEED-NORTH PLAINFIELD	Project Number	: 117-0507.600.02
Lab ID	: WG723247-3	Date Collected	: NA
Client ID	: WG723247-3BLANK	Date Received	: NA
Sample Location	:	Date Analyzed	: 09/18/14 11:06
Sample Matrix	: WATER	Dilution Factor	: 1
Analytical Method	: 1,8260C	Analyst	: PD
Lab File ID	: 0918A06	Instrument ID	: VOA105.I
Sample Amount	: 10 ml	GC Column	: RTX-502.2
Level	: LOW	%Solids	: N/A
Extract Volume (MeOH)	: N/A	Injection Volume	: N/A

		ug/L			
CAS NO.	Parameter	Results	RL	MDL	Qualifier
79-01-6	Trichloroethene	ND	0.50	0.11	U
95-50-1	1,2-Dichlorobenzene	ND	2.5	0.07	U
541-73-1	1,3-Dichlorobenzene	ND	2.5	0.07	U
106-46-7	1,4-Dichlorobenzene	ND	2.5	0.08	U
1634-04-4	Methyl tert butyl ether	ND	1.0	0.15	U
179601-23-1	p/m-Xylene	ND	1.0	0.18	U
95-47-6	o-Xylene	ND	1.0	0.17	U
1330-20-7	Xylene (Total)	ND	1.0	0.17	U
156-59-2	cis-1,2-Dichloroethene	ND	0.50	0.11	U
540-59-0	1,2-Dichloroethene (total)	ND	0.50	0.11	U
100-42-5	Styrene	ND	1.0	0.12	U
75-71-8	Dichlorodifluoromethane	ND	5.0	0.19	U
67-64-1	Acetone	ND	5.0	1.5	U
75-15-0	Carbon disulfide	ND	5.0	0.09	U
78-93-3	2-Butanone	ND	5.0	1.9	U
108-10-1	4-Methyl-2-pentanone	ND	5.0	0.26	U
591-78-6	2-Hexanone	ND	5.0	0.14	U
74-97-5	Bromochloromethane	ND	2.5	0.13	U
106-93-4	1,2-Dibromoethane	ND	2.0	0.10	U
96-12-8	1,2-Dibromo-3-chloropropane	ND	2.5	0.32	U
98-82-8	Isopropylbenzene	ND	0.50	0.11	U
87-61-6	1,2,3-Trichlorobenzene	ND	2.5	0.12	U
120-82-1	1,2,4-Trichlorobenzene	ND	2.5	0.12	U
79-20-9	Methyl Acetate	ND	2.0	0.23	U
110-82-7	Cyclohexane	ND	10	0.27	U
75-65-0	tert-Butyl Alcohol	ND	10	0.90	U
123-91-1	1,4-Dioxane	ND	250	41.	U

Form 1
Volatile Organics

Client	: Tetra Tech GEO	Lab Number	: L1421110
Project Name	: LOCKHEED-NORTH PLAINFIELD	Project Number	: 117-0507.600.02
Lab ID	: WG723247-3	Date Collected	: NA
Client ID	: WG723247-3BLANK	Date Received	: NA
Sample Location	:	Date Analyzed	: 09/18/14 11:06
Sample Matrix	: WATER	Dilution Factor	: 1
Analytical Method	: 1,8260C	Analyst	: PD
Lab File ID	: 0918A06	Instrument ID	: VOA105.I
Sample Amount	: 10 ml	GC Column	: RTX-502.2
Level	: LOW	%Solids	: N/A
Extract Volume (MeOH)	: N/A	Injection Volume	: N/A

		ug/L			
CAS NO.	**Parameter**	**Results**	**RL**	**MDL**	**Qualifier**
108-87-2	Methyl cyclohexane	ND	10	0.40	U
76-13-1	1,1,2-Trichloro-1,2,2-Trifluoroethane	ND	2.5	0.15	U

Tentatively Identified Compounds
Volatile Organics

Client	: Tetra Tech GEO	Lab Number	: L1421110
Project Name	: LOCKHEED-NORTH PLAINFIELD	Project Number	: 117-0507.600.02
Lab ID	: WG723247-3	Date Collected	: NA
Client ID	: WG723247-3BLANK	Date Received	: NA
Sample Location	:	Date Analyzed	: 09/18/14 11:06
Sample Matrix	: WATER	Dilution Factor	: 1
Analytical Method	: 1,8260C	Analyst	: PD
Lab File ID	: 0918A06	Instrument ID	: VOA105.I
Sample Amount	: 10 ml	GC Column	: RTX-502.2
Level	: LOW	%Solids	: N/A
Extract Volume (MeOH)	: N/A	Injection Volume	: N/A

Number TICS found: 0 **Concentration Units: ug/L**

CAS Number	Compound Name	RT	EST. CONC.	Qualifier
	NO TENTATIVELY IDENTIFIED COMPOUNDS			

Form 1
Volatile Organics

Client	: Tetra Tech GEO	Lab Number	: L1421110
Project Name	: LOCKHEED-NORTH PLAINFIELD	Project Number	: 117-0507.600.02
Lab ID	: WG723273-3	Date Collected	: NA
Client ID	: WG723273-3BLANK	Date Received	: NA
Sample Location	:	Date Analyzed	: 09/18/14 12:49
Sample Matrix	: WATER	Dilution Factor	: 1
Analytical Method	: 1,8260C	Analyst	: PD
Lab File ID	: 0918A05	Instrument ID	: VOA108.I
Sample Amount	: 10 ml	GC Column	: RTX-502.2
Level	: LOW	%Solids	: N/A
Extract Volume (MeOH)	: N/A	Injection Volume	: N/A

		ug/L			
CAS NO.	**Parameter**	**Results**	**RL**	**MDL**	**Qualifier**
75-09-2	Methylene chloride	ND	2.5	0.27	U
75-34-3	1,1-Dichloroethane	ND	0.75	0.21	U
67-66-3	Chloroform	ND	0.75	0.16	U
56-23-5	Carbon tetrachloride	ND	0.50	0.10	U
78-87-5	1,2-Dichloropropane	ND	1.0	0.11	U
124-48-1	Dibromochloromethane	ND	0.50	0.15	U
79-00-5	1,1,2-Trichloroethane	ND	0.75	0.09	U
127-18-4	Tetrachloroethene	ND	0.50	0.09	U
108-90-7	Chlorobenzene	ND	0.50	0.07	U
75-69-4	Trichlorofluoromethane	ND	2.5	0.10	U
107-06-2	1,2-Dichloroethane	ND	0.50	0.11	U
71-55-6	1,1,1-Trichloroethane	ND	0.50	0.10	U
75-27-4	Bromodichloromethane	ND	0.50	0.19	U
10061-02-6	trans-1,3-Dichloropropene	ND	0.50	0.15	U
10061-01-5	cis-1,3-Dichloropropene	ND	0.50	0.14	U
542-75-6	1,3-Dichloropropene, Total	ND	0.50	0.14	U
75-25-2	Bromoform	ND	2.0	0.25	U
79-34-5	1,1,2,2-Tetrachloroethane	ND	0.50	0.09	U
71-43-2	Benzene	ND	0.50	0.09	U
108-88-3	Toluene	ND	0.75	0.16	U
100-41-4	Ethylbenzene	ND	0.50	0.10	U
74-87-3	Chloromethane	ND	2.5	0.09	U
74-83-9	Bromomethane	ND	1.0	0.26	U
75-01-4	Vinyl chloride	ND	1.0	0.09	U
75-00-3	Chloroethane	ND	1.0	0.13	U
75-35-4	1,1-Dichloroethene	ND	0.50	0.09	U
156-60-5	trans-1,2-Dichloroethene	ND	0.75	0.16	U

Form 1
Volatile Organics

Client	: Tetra Tech GEO	Lab Number	: L1421110
Project Name	: LOCKHEED-NORTH PLAINFIELD	Project Number	: 117-0507.600.02
Lab ID	: WG723273-3	Date Collected	: NA
Client ID	: WG723273-3BLANK	Date Received	: NA
Sample Location	:	Date Analyzed	: 09/18/14 12:49
Sample Matrix	: WATER	Dilution Factor	: 1
Analytical Method	: 1,8260C	Analyst	: PD
Lab File ID	: 0918A05	Instrument ID	: VOA108.I
Sample Amount	: 10 ml	GC Column	: RTX-502.2
Level	: LOW	%Solids	: N/A
Extract Volume (MeOH)	: N/A	Injection Volume	: N/A

		ug/L			
CAS NO.	Parameter	Results	RL	MDL	Qualifier
79-01-6	Trichloroethene	ND	0.50	0.11	U
95-50-1	1,2-Dichlorobenzene	ND	2.5	0.07	U
541-73-1	1,3-Dichlorobenzene	ND	2.5	0.07	U
106-46-7	1,4-Dichlorobenzene	ND	2.5	0.08	U
1634-04-4	Methyl tert butyl ether	ND	1.0	0.15	U
179601-23-1	p/m-Xylene	ND	1.0	0.18	U
95-47-6	o-Xylene	ND	1.0	0.17	U
1330-20-7	Xylene (Total)	ND	1.0	0.17	U
156-59-2	cis-1,2-Dichloroethene	ND	0.50	0.11	U
540-59-0	1,2-Dichloroethene (total)	ND	0.50	0.11	U
100-42-5	Styrene	ND	1.0	0.12	U
75-71-8	Dichlorodifluoromethane	ND	5.0	0.19	U
67-64-1	Acetone	ND	5.0	1.5	U
75-15-0	Carbon disulfide	ND	5.0	0.09	U
78-93-3	2-Butanone	ND	5.0	1.9	U
108-10-1	4-Methyl-2-pentanone	ND	5.0	0.26	U
591-78-6	2-Hexanone	ND	5.0	0.14	U
74-97-5	Bromochloromethane	ND	2.5	0.13	U
106-93-4	1,2-Dibromoethane	ND	2.0	0.10	U
96-12-8	1,2-Dibromo-3-chloropropane	ND	2.5	0.32	U
98-82-8	Isopropylbenzene	ND	0.50	0.11	U
87-61-6	1,2,3-Trichlorobenzene	ND	2.5	0.12	U
120-82-1	1,2,4-Trichlorobenzene	ND	2.5	0.12	U
79-20-9	Methyl Acetate	ND	2.0	0.23	U
110-82-7	Cyclohexane	ND	10	0.27	U
75-65-0	tert-Butyl Alcohol	ND	10	0.90	U
123-91-1	1,4-Dioxane	ND	250	41.	U

Form 1
Volatile Organics

Client	: Tetra Tech GEO	Lab Number	: L1421110
Project Name	: LOCKHEED-NORTH PLAINFIELD	Project Number	: 117-0507.600.02
Lab ID	: WG723273-3	Date Collected	: NA
Client ID	: WG723273-3BLANK	Date Received	: NA
Sample Location	:	Date Analyzed	: 09/18/14 12:49
Sample Matrix	: WATER	Dilution Factor	: 1
Analytical Method	: 1,8260C	Analyst	: PD
Lab File ID	: 0918A05	Instrument ID	: VOA108.I
Sample Amount	: 10 ml	GC Column	: RTX-502.2
Level	: LOW	%Solids	: N/A
Extract Volume (MeOH)	: N/A	Injection Volume	: N/A

		ug/L			
CAS NO.	**Parameter**	**Results**	**RL**	**MDL**	**Qualifier**
108-87-2	Methyl cyclohexane	ND	10	0.40	U
76-13-1	1,1,2-Trichloro-1,2,2-Trifluoroethane	ND	2.5	0.15	U

Tentatively Identified Compounds
Volatile Organics

Client	: Tetra Tech GEO	Lab Number	: L1421110
Project Name	: LOCKHEED-NORTH PLAINFIELD	Project Number	: 117-0507.600.02
Lab ID	: WG723273-3	Date Collected	: NA
Client ID	: WG723273-3BLANK	Date Received	: NA
Sample Location	:	Date Analyzed	: 09/18/14 12:49
Sample Matrix	: WATER	Dilution Factor	: 1
Analytical Method	: 1,8260C	Analyst	: PD
Lab File ID	: 0918A05	Instrument ID	: VOA108.I
Sample Amount	: 10 ml	GC Column	: RTX-502.2
Level	: LOW	%Solids	: N/A
Extract Volume (MeOH)	: N/A	Injection Volume	: N/A

Number TICS found: 0 **Concentration Units: ug/L**

CAS Number	Compound Name	RT	EST. CONC.	Qualifier
	NO TENTATIVELY IDENTIFIED COMPOUNDS			

Form 1
Volatile Organics

Client	: Tetra Tech GEO	Lab Number	: L1421110
Project Name	: LOCKHEED-NORTH PLAINFIELD	Project Number	: 117-0507.600.02
Lab ID	: WG723644-3	Date Collected	: NA
Client ID	: WG723644-3BLANK	Date Received	: NA
Sample Location	:	Date Analyzed	: 09/19/14 10:51
Sample Matrix	: WATER	Dilution Factor	: 1
Analytical Method	: 1,8260C	Analyst	: PD
Lab File ID	: 0919A05	Instrument ID	: VOA105.I
Sample Amount	: 10 ml	GC Column	: RTX-502.2
Level	: LOW	%Solids	: N/A
Extract Volume (MeOH)	: N/A	Injection Volume	: N/A

		ug/L			
CAS NO.	**Parameter**	**Results**	**RL**	**MDL**	**Qualifier**
75-09-2	Methylene chloride	ND	2.5	0.27	U
75-34-3	1,1-Dichloroethane	ND	0.75	0.21	U
67-66-3	Chloroform	ND	0.75	0.16	U
56-23-5	Carbon tetrachloride	ND	0.50	0.10	U
78-87-5	1,2-Dichloropropane	ND	1.0	0.11	U
124-48-1	Dibromochloromethane	ND	0.50	0.15	U
79-00-5	1,1,2-Trichloroethane	ND	0.75	0.09	U
127-18-4	Tetrachloroethene	ND	0.50	0.09	U
108-90-7	Chlorobenzene	ND	0.50	0.07	U
75-69-4	Trichlorofluoromethane	ND	2.5	0.10	U
107-06-2	1,2-Dichloroethane	ND	0.50	0.11	U
71-55-6	1,1,1-Trichloroethane	ND	0.50	0.10	U
75-27-4	Bromodichloromethane	ND	0.50	0.19	U
10061-02-6	trans-1,3-Dichloropropene	ND	0.50	0.15	U
10061-01-5	cis-1,3-Dichloropropene	ND	0.50	0.14	U
542-75-6	1,3-Dichloropropene, Total	ND	0.50	0.14	U
75-25-2	Bromoform	ND	2.0	0.25	U
79-34-5	1,1,2,2-Tetrachloroethane	ND	0.50	0.09	U
71-43-2	Benzene	ND	0.50	0.09	U
108-88-3	Toluene	ND	0.75	0.16	U
100-41-4	Ethylbenzene	ND	0.50	0.10	U
74-87-3	Chloromethane	ND	2.5	0.09	U
74-83-9	Bromomethane	ND	1.0	0.26	U
75-01-4	Vinyl chloride	ND	1.0	0.09	U
75-00-3	Chloroethane	ND	1.0	0.13	U
75-35-4	1,1-Dichloroethene	ND	0.50	0.09	U
156-60-5	trans-1,2-Dichloroethene	ND	0.75	0.16	U

Form 1
Volatile Organics

Client	: Tetra Tech GEO	Lab Number	: L1421110
Project Name	: LOCKHEED-NORTH PLAINFIELD	Project Number	: 117-0507.600.02
Lab ID	: WG723644-3	Date Collected	: NA
Client ID	: WG723644-3BLANK	Date Received	: NA
Sample Location	:	Date Analyzed	: 09/19/14 10:51
Sample Matrix	: WATER	Dilution Factor	: 1
Analytical Method	: 1,8260C	Analyst	: PD
Lab File ID	: 0919A05	Instrument ID	: VOA105.I
Sample Amount	: 10 ml	GC Column	: RTX-502.2
Level	: LOW	%Solids	: N/A
Extract Volume (MeOH)	: N/A	Injection Volume	: N/A

		ug/L			
CAS NO.	Parameter	Results	RL	MDL	Qualifier
79-01-6	Trichloroethene	ND	0.50	0.11	U
95-50-1	1,2-Dichlorobenzene	ND	2.5	0.07	U
541-73-1	1,3-Dichlorobenzene	ND	2.5	0.07	U
106-46-7	1,4-Dichlorobenzene	ND	2.5	0.08	U
1634-04-4	Methyl tert butyl ether	ND	1.0	0.15	U
179601-23-1	p/m-Xylene	ND	1.0	0.18	U
95-47-6	o-Xylene	ND	1.0	0.17	U
1330-20-7	Xylene (Total)	ND	1.0	0.17	U
156-59-2	cis-1,2-Dichloroethene	ND	0.50	0.11	U
540-59-0	1,2-Dichloroethene (total)	ND	0.50	0.11	U
100-42-5	Styrene	ND	1.0	0.12	U
75-71-8	Dichlorodifluoromethane	ND	5.0	0.19	U
67-64-1	Acetone	ND	5.0	1.5	U
75-15-0	Carbon disulfide	ND	5.0	0.09	U
78-93-3	2-Butanone	ND	5.0	1.9	U
108-10-1	4-Methyl-2-pentanone	ND	5.0	0.26	U
591-78-6	2-Hexanone	ND	5.0	0.14	U
74-97-5	Bromochloromethane	ND	2.5	0.13	U
106-93-4	1,2-Dibromoethane	ND	2.0	0.10	U
96-12-8	1,2-Dibromo-3-chloropropane	ND	2.5	0.32	U
98-82-8	Isopropylbenzene	ND	0.50	0.11	U
87-61-6	1,2,3-Trichlorobenzene	ND	2.5	0.12	U
120-82-1	1,2,4-Trichlorobenzene	ND	2.5	0.12	U
79-20-9	Methyl Acetate	ND	2.0	0.23	U
110-82-7	Cyclohexane	ND	10	0.27	U
123-91-1	1,4-Dioxane	ND	250	41.	U
108-87-2	Methyl cyclohexane	ND	10	0.40	U

Form 1
Volatile Organics

Client	: Tetra Tech GEO	Lab Number	: L1421110
Project Name	: LOCKHEED-NORTH PLAINFIELD	Project Number	: 117-0507.600.02
Lab ID	: WG723644-3	Date Collected	: NA
Client ID	: WG723644-3BLANK	Date Received	: NA
Sample Location	:	Date Analyzed	: 09/19/14 10:51
Sample Matrix	: WATER	Dilution Factor	: 1
Analytical Method	: 1,8260C	Analyst	: PD
Lab File ID	: 0919A05	Instrument ID	: VOA105.I
Sample Amount	: 10 ml	GC Column	: RTX-502.2
Level	: LOW	%Solids	: N/A
Extract Volume (MeOH)	: N/A	Injection Volume	: N/A

		ug/L			
CAS NO.	**Parameter**	**Results**	**RL**	**MDL**	**Qualifier**
76-13-1	1,1,2-Trichloro-1,2,2-Trifluoroethane	ND	2.5	0.15	U

Tentatively Identified Compounds
Volatile Organics

Client	: Tetra Tech GEO	Lab Number	: L1421110
Project Name	: LOCKHEED-NORTH PLAINFIELD	Project Number	: 117-0507.600.02
Lab ID	: WG723644-3	Date Collected	: NA
Client ID	: WG723644-3BLANK	Date Received	: NA
Sample Location	:	Date Analyzed	: 09/19/14 10:51
Sample Matrix	: WATER	Dilution Factor	: 1
Analytical Method	: 1,8260C	Analyst	: PD
Lab File ID	: 0919A05	Instrument ID	: VOA105.I
Sample Amount	: 10 ml	GC Column	: RTX-502.2
Level	: LOW	%Solids	: N/A
Extract Volume (MeOH)	: N/A	Injection Volume	: N/A

Number TICS found: 0 **Concentration Units: ug/L**

CAS Number	Compound Name	RT	EST. CONC.	Qualifier
	NO TENTATIVELY IDENTIFIED COMPOUNDS			

Form 1
Volatile Organics

Client	: Tetra Tech GEO	Lab Number	: L1421110
Project Name	: LOCKHEED-NORTH PLAINFIELD	Project Number	: 117-0507.600.02
Lab ID	: WG723893-3	Date Collected	: NA
Client ID	: WG723893-3BLANK	Date Received	: NA
Sample Location	:	Date Analyzed	: 09/20/14 17:08
Sample Matrix	: WATER	Dilution Factor	: 1
Analytical Method	: 1,8260C	Analyst	: PD
Lab File ID	: 0920A05	Instrument ID	: VOA105.I
Sample Amount	: 10 ml	GC Column	: RTX-502.2
Level	: LOW	%Solids	: N/A
Extract Volume (MeOH)	: N/A	Injection Volume	: N/A

		ug/L			
CAS NO.	Parameter	Results	RL	MDL	Qualifier
75-09-2	Methylene chloride	ND	2.5	0.27	U
75-34-3	1,1-Dichloroethane	ND	0.75	0.21	U
67-66-3	Chloroform	ND	0.75	0.16	U
56-23-5	Carbon tetrachloride	ND	0.50	0.10	U
78-87-5	1,2-Dichloropropane	ND	1.0	0.11	U
124-48-1	Dibromochloromethane	ND	0.50	0.15	U
79-00-5	1,1,2-Trichloroethane	ND	0.75	0.09	U
127-18-4	Tetrachloroethene	ND	0.50	0.09	U
108-90-7	Chlorobenzene	ND	0.50	0.07	U
75-69-4	Trichlorofluoromethane	ND	2.5	0.10	U
107-06-2	1,2-Dichloroethane	ND	0.50	0.11	U
71-55-6	1,1,1-Trichloroethane	ND	0.50	0.10	U
75-27-4	Bromodichloromethane	ND	0.50	0.19	U
10061-02-6	trans-1,3-Dichloropropene	ND	0.50	0.15	U
10061-01-5	cis-1,3-Dichloropropene	ND	0.50	0.14	U
542-75-6	1,3-Dichloropropene, Total	ND	0.50	0.14	U
75-25-2	Bromoform	ND	2.0	0.25	U
79-34-5	1,1,2,2-Tetrachloroethane	ND	0.50	0.09	U
71-43-2	Benzene	ND	0.50	0.09	U
108-88-3	Toluene	ND	0.75	0.16	U
100-41-4	Ethylbenzene	ND	0.50	0.10	U
74-87-3	Chloromethane	ND	2.5	0.09	U
74-83-9	Bromomethane	ND	1.0	0.26	U
75-01-4	Vinyl chloride	ND	1.0	0.09	U
75-00-3	Chloroethane	ND	1.0	0.13	U
75-35-4	1,1-Dichloroethene	ND	0.50	0.09	U
156-60-5	trans-1,2-Dichloroethene	ND	0.75	0.16	U

Form 1
Volatile Organics

Client	: Tetra Tech GEO	Lab Number	: L1421110
Project Name	: LOCKHEED-NORTH PLAINFIELD	Project Number	: 117-0507.600.02
Lab ID	: WG723893-3	Date Collected	: NA
Client ID	: WG723893-3BLANK	Date Received	: NA
Sample Location	:	Date Analyzed	: 09/20/14 17:08
Sample Matrix	: WATER	Dilution Factor	: 1
Analytical Method	: 1,8260C	Analyst	: PD
Lab File ID	: 0920A05	Instrument ID	: VOA105.I
Sample Amount	: 10 ml	GC Column	: RTX-502.2
Level	: LOW	%Solids	: N/A
Extract Volume (MeOH)	: N/A	Injection Volume	: N/A

		ug/L			
CAS NO.	Parameter	Results	RL	MDL	Qualifier
79-01-6	Trichloroethene	ND	0.50	0.11	U
95-50-1	1,2-Dichlorobenzene	ND	2.5	0.07	U
541-73-1	1,3-Dichlorobenzene	ND	2.5	0.07	U
106-46-7	1,4-Dichlorobenzene	ND	2.5	0.08	U
1634-04-4	Methyl tert butyl ether	ND	1.0	0.15	U
179601-23-1	p/m-Xylene	ND	1.0	0.18	U
95-47-6	o-Xylene	ND	1.0	0.17	U
1330-20-7	Xylene (Total)	ND	1.0	0.17	U
156-59-2	cis-1,2-Dichloroethene	ND	0.50	0.11	U
540-59-0	1,2-Dichloroethene (total)	ND	0.50	0.11	U
100-42-5	Styrene	ND	1.0	0.12	U
75-71-8	Dichlorodifluoromethane	ND	5.0	0.19	U
67-64-1	Acetone	ND	5.0	1.5	U
75-15-0	Carbon disulfide	ND	5.0	0.09	U
78-93-3	2-Butanone	ND	5.0	1.9	U
108-10-1	4-Methyl-2-pentanone	ND	5.0	0.26	U
591-78-6	2-Hexanone	ND	5.0	0.14	U
74-97-5	Bromochloromethane	ND	2.5	0.13	U
106-93-4	1,2-Dibromoethane	ND	2.0	0.10	U
96-12-8	1,2-Dibromo-3-chloropropane	ND	2.5	0.32	U
98-82-8	Isopropylbenzene	ND	0.50	0.11	U
87-61-6	1,2,3-Trichlorobenzene	ND	2.5	0.12	U
120-82-1	1,2,4-Trichlorobenzene	ND	2.5	0.12	U
79-20-9	Methyl Acetate	ND	2.0	0.23	U
110-82-7	Cyclohexane	ND	10	0.27	U
123-91-1	1,4-Dioxane	ND	250	41.	U
108-87-2	Methyl cyclohexane	ND	10	0.40	U

Form 1
Volatile Organics

Client	: Tetra Tech GEO	Lab Number	: L1421110
Project Name	: LOCKHEED-NORTH PLAINFIELD	Project Number	: 117-0507.600.02
Lab ID	: WG723893-3	Date Collected	: NA
Client ID	: WG723893-3BLANK	Date Received	: NA
Sample Location	:	Date Analyzed	: 09/20/14 17:08
Sample Matrix	: WATER	Dilution Factor	: 1
Analytical Method	: 1,8260C	Analyst	: PD
Lab File ID	: 0920A05	Instrument ID	: VOA105.I
Sample Amount	: 10 ml	GC Column	: RTX-502.2
Level	: LOW	%Solids	: N/A
Extract Volume (MeOH)	: N/A	Injection Volume	: N/A

		ug/L			
CAS NO.	**Parameter**	**Results**	**RL**	**MDL**	**Qualifier**
76-13-1	1,1,2-Trichloro-1,2,2-Trifluoroethane	ND	2.5	0.15	U

Tentatively Identified Compounds
Volatile Organics

Client	: Tetra Tech GEO	Lab Number	: L1421110
Project Name	: LOCKHEED-NORTH PLAINFIELD	Project Number	: 117-0507.600.02
Lab ID	: WG723893-3	Date Collected	: NA
Client ID	: WG723893-3BLANK	Date Received	: NA
Sample Location	:	Date Analyzed	: 09/20/14 17:08
Sample Matrix	: WATER	Dilution Factor	: 1
Analytical Method	: 1,8260C	Analyst	: PD
Lab File ID	: 0920A05	Instrument ID	: VOA105.I
Sample Amount	: 10 ml	GC Column	: RTX-502.2
Level	: LOW	%Solids	: N/A
Extract Volume (MeOH)	: N/A	Injection Volume	: N/A

Number TICS found: 0 **Concentration Units: ug/L**

CAS Number	Compound Name	RT	EST. CONC.	Qualifier
	NO TENTATIVELY IDENTIFIED COMPOUNDS			

Form 1
Volatile Organics

Client	: Tetra Tech GEO	Lab Number	: L1421110
Project Name	: LOCKHEED-NORTH PLAINFIELD	Project Number	: 117-0507.600.02
Lab ID	: WG723894-3	Date Collected	: NA
Client ID	: WG723894-3BLANK	Date Received	: NA
Sample Location	:	Date Analyzed	: 09/20/14 21:00
Sample Matrix	: WATER	Dilution Factor	: 1
Analytical Method	: 1,8260C	Analyst	: PD
Lab File ID	: 0920A05	Instrument ID	: VOA108.I
Sample Amount	: 10 ml	GC Column	: RTX-502.2
Level	: LOW	%Solids	: N/A
Extract Volume (MeOH)	: N/A	Injection Volume	: N/A

		ug/L			
CAS NO.	**Parameter**	**Results**	**RL**	**MDL**	**Qualifier**
75-09-2	Methylene chloride	ND	2.5	0.27	U
75-34-3	1,1-Dichloroethane	ND	0.75	0.21	U
67-66-3	Chloroform	ND	0.75	0.16	U
56-23-5	Carbon tetrachloride	ND	0.50	0.10	U
78-87-5	1,2-Dichloropropane	ND	1.0	0.11	U
124-48-1	Dibromochloromethane	ND	0.50	0.15	U
79-00-5	1,1,2-Trichloroethane	ND	0.75	0.09	U
127-18-4	Tetrachloroethene	ND	0.50	0.09	U
108-90-7	Chlorobenzene	ND	0.50	0.07	U
75-69-4	Trichlorofluoromethane	ND	2.5	0.10	U
107-06-2	1,2-Dichloroethane	ND	0.50	0.11	U
71-55-6	1,1,1-Trichloroethane	ND	0.50	0.10	U
75-27-4	Bromodichloromethane	ND	0.50	0.19	U
10061-02-6	trans-1,3-Dichloropropene	ND	0.50	0.15	U
10061-01-5	cis-1,3-Dichloropropene	ND	0.50	0.14	U
542-75-6	1,3-Dichloropropene, Total	ND	0.50	0.14	U
75-25-2	Bromoform	ND	2.0	0.25	U
79-34-5	1,1,2,2-Tetrachloroethane	ND	0.50	0.09	U
71-43-2	Benzene	ND	0.50	0.09	U
108-88-3	Toluene	ND	0.75	0.16	U
100-41-4	Ethylbenzene	ND	0.50	0.10	U
74-87-3	Chloromethane	ND	2.5	0.09	U
74-83-9	Bromomethane	ND	1.0	0.26	U
75-01-4	Vinyl chloride	ND	1.0	0.09	U
75-00-3	Chloroethane	ND	1.0	0.13	U
75-35-4	1,1-Dichloroethene	ND	0.50	0.09	U
156-60-5	trans-1,2-Dichloroethene	ND	0.75	0.16	U

Form 1
Volatile Organics

Client	: Tetra Tech GEO	Lab Number	: L1421110
Project Name	: LOCKHEED-NORTH PLAINFIELD	Project Number	: 117-0507.600.02
Lab ID	: WG723894-3	Date Collected	: NA
Client ID	: WG723894-3BLANK	Date Received	: NA
Sample Location	:	Date Analyzed	: 09/20/14 21:00
Sample Matrix	: WATER	Dilution Factor	: 1
Analytical Method	: 1,8260C	Analyst	: PD
Lab File ID	: 0920A05	Instrument ID	: VOA108.I
Sample Amount	: 10 ml	GC Column	: RTX-502.2
Level	: LOW	%Solids	: N/A
Extract Volume (MeOH)	: N/A	Injection Volume	: N/A

		ug/L			
CAS NO.	Parameter	Results	RL	MDL	Qualifier
79-01-6	Trichloroethene	ND	0.50	0.11	U
95-50-1	1,2-Dichlorobenzene	ND	2.5	0.07	U
541-73-1	1,3-Dichlorobenzene	ND	2.5	0.07	U
106-46-7	1,4-Dichlorobenzene	ND	2.5	0.08	U
1634-04-4	Methyl tert butyl ether	ND	1.0	0.15	U
179601-23-1	p/m-Xylene	ND	1.0	0.18	U
95-47-6	o-Xylene	ND	1.0	0.17	U
1330-20-7	Xylene (Total)	ND	1.0	0.17	U
156-59-2	cis-1,2-Dichloroethene	ND	0.50	0.11	U
540-59-0	1,2-Dichloroethene (total)	ND	0.50	0.11	U
100-42-5	Styrene	ND	1.0	0.12	U
75-71-8	Dichlorodifluoromethane	ND	5.0	0.19	U
67-64-1	Acetone	ND	5.0	1.5	U
75-15-0	Carbon disulfide	ND	5.0	0.09	U
78-93-3	2-Butanone	ND	5.0	1.9	U
108-10-1	4-Methyl-2-pentanone	ND	5.0	0.26	U
591-78-6	2-Hexanone	ND	5.0	0.14	U
74-97-5	Bromochloromethane	ND	2.5	0.13	U
106-93-4	1,2-Dibromoethane	ND	2.0	0.10	U
96-12-8	1,2-Dibromo-3-chloropropane	ND	2.5	0.32	U
98-82-8	Isopropylbenzene	ND	0.50	0.11	U
87-61-6	1,2,3-Trichlorobenzene	ND	2.5	0.12	U
120-82-1	1,2,4-Trichlorobenzene	ND	2.5	0.12	U
79-20-9	Methyl Acetate	ND	2.0	0.23	U
110-82-7	Cyclohexane	ND	10	0.27	U
75-65-0	tert-Butyl Alcohol	ND	10	0.90	U
123-91-1	1,4-Dioxane	ND	250	41.	U

Form 1
Volatile Organics

Client	: Tetra Tech GEO	Lab Number	: L1421110
Project Name	: LOCKHEED-NORTH PLAINFIELD	Project Number	: 117-0507.600.02
Lab ID	: WG723894-3	Date Collected	: NA
Client ID	: WG723894-3BLANK	Date Received	: NA
Sample Location	:	Date Analyzed	: 09/20/14 21:00
Sample Matrix	: WATER	Dilution Factor	: 1
Analytical Method	: 1,8260C	Analyst	: PD
Lab File ID	: 0920A05	Instrument ID	: VOA108.I
Sample Amount	: 10 ml	GC Column	: RTX-502.2
Level	: LOW	%Solids	: N/A
Extract Volume (MeOH)	: N/A	Injection Volume	: N/A

		ug/L			
CAS NO.	**Parameter**	**Results**	**RL**	**MDL**	**Qualifier**
108-87-2	Methyl cyclohexane	ND	10	0.40	U
76-13-1	1,1,2-Trichloro-1,2,2-Trifluoroethane	ND	2.5	0.15	U

Tentatively Identified Compounds
Volatile Organics

Client	: Tetra Tech GEO	Lab Number	: L1421110
Project Name	: LOCKHEED-NORTH PLAINFIELD	Project Number	: 117-0507.600.02
Lab ID	: WG723894-3	Date Collected	: NA
Client ID	: WG723894-3BLANK	Date Received	: NA
Sample Location	:	Date Analyzed	: 09/20/14 21:00
Sample Matrix	: WATER	Dilution Factor	: 1
Analytical Method	: 1,8260C	Analyst	: PD
Lab File ID	: 0920A05	Instrument ID	: VOA108.I
Sample Amount	: 10 ml	GC Column	: RTX-502.2
Level	: LOW	%Solids	: N/A
Extract Volume (MeOH)	: N/A	Injection Volume	: N/A

Number TICS found: 0 **Concentration Units: ug/L**

CAS Number	Compound Name	RT	EST. CONC.	Qualifier
	NO TENTATIVELY IDENTIFIED COMPOUNDS			

Form 1
Volatile Organics

Client	: Tetra Tech GEO	Lab Number	: L1421110
Project Name	: LOCKHEED-NORTH PLAINFIELD	Project Number	: 117-0507.600.02
Lab ID	: WG723949-3	Date Collected	: NA
Client ID	: WG723949-3BLANK	Date Received	: NA
Sample Location	:	Date Analyzed	: 09/21/14 15:28
Sample Matrix	: WATER	Dilution Factor	: 1
Analytical Method	: 1,8260C	Analyst	: PD
Lab File ID	: 0921A05	Instrument ID	: VOA105.I
Sample Amount	: 10 ml	GC Column	: RTX-502.2
Level	: LOW	%Solids	: N/A
Extract Volume (MeOH)	: N/A	Injection Volume	: N/A

		ug/L			
CAS NO.	**Parameter**	**Results**	**RL**	**MDL**	**Qualifier**
75-09-2	Methylene chloride	ND	2.5	0.27	U
75-34-3	1,1-Dichloroethane	ND	0.75	0.21	U
67-66-3	Chloroform	ND	0.75	0.16	U
56-23-5	Carbon tetrachloride	ND	0.50	0.10	U
78-87-5	1,2-Dichloropropane	ND	1.0	0.11	U
124-48-1	Dibromochloromethane	ND	0.50	0.15	U
79-00-5	1,1,2-Trichloroethane	ND	0.75	0.09	U
127-18-4	Tetrachloroethene	ND	0.50	0.09	U
108-90-7	Chlorobenzene	ND	0.50	0.07	U
75-69-4	Trichlorofluoromethane	ND	2.5	0.10	U
107-06-2	1,2-Dichloroethane	ND	0.50	0.11	U
71-55-6	1,1,1-Trichloroethane	ND	0.50	0.10	U
75-27-4	Bromodichloromethane	ND	0.50	0.19	U
10061-02-6	trans-1,3-Dichloropropene	ND	0.50	0.15	U
10061-01-5	cis-1,3-Dichloropropene	ND	0.50	0.14	U
542-75-6	1,3-Dichloropropene, Total	ND	0.50	0.14	U
75-25-2	Bromoform	ND	2.0	0.25	U
79-34-5	1,1,2,2-Tetrachloroethane	ND	0.50	0.09	U
71-43-2	Benzene	ND	0.50	0.09	U
108-88-3	Toluene	ND	0.75	0.16	U
100-41-4	Ethylbenzene	ND	0.50	0.10	U
74-87-3	Chloromethane	ND	2.5	0.09	U
74-83-9	Bromomethane	ND	1.0	0.26	U
75-01-4	Vinyl chloride	ND	1.0	0.09	U
75-00-3	Chloroethane	ND	1.0	0.13	U
75-35-4	1,1-Dichloroethene	ND	0.50	0.09	U
156-60-5	trans-1,2-Dichloroethene	ND	0.75	0.16	U

Form 1
Volatile Organics

Client	: Tetra Tech GEO	Lab Number	: L1421110
Project Name	: LOCKHEED-NORTH PLAINFIELD	Project Number	: 117-0507.600.02
Lab ID	: WG723949-3	Date Collected	: NA
Client ID	: WG723949-3BLANK	Date Received	: NA
Sample Location	:	Date Analyzed	: 09/21/14 15:28
Sample Matrix	: WATER	Dilution Factor	: 1
Analytical Method	: 1,8260C	Analyst	: PD
Lab File ID	: 0921A05	Instrument ID	: VOA105.I
Sample Amount	: 10 ml	GC Column	: RTX-502.2
Level	: LOW	%Solids	: N/A
Extract Volume (MeOH)	: N/A	Injection Volume	: N/A

		ug/L			
CAS NO.	Parameter	Results	RL	MDL	Qualifier
79-01-6	Trichloroethene	ND	0.50	0.11	U
95-50-1	1,2-Dichlorobenzene	ND	2.5	0.07	U
541-73-1	1,3-Dichlorobenzene	ND	2.5	0.07	U
106-46-7	1,4-Dichlorobenzene	ND	2.5	0.08	U
1634-04-4	Methyl tert butyl ether	ND	1.0	0.15	U
179601-23-1	p/m-Xylene	ND	1.0	0.18	U
95-47-6	o-Xylene	ND	1.0	0.17	U
1330-20-7	Xylene (Total)	ND	1.0	0.17	U
156-59-2	cis-1,2-Dichloroethene	ND	0.50	0.11	U
540-59-0	1,2-Dichloroethene (total)	ND	0.50	0.11	U
100-42-5	Styrene	ND	1.0	0.12	U
75-71-8	Dichlorodifluoromethane	ND	5.0	0.19	U
67-64-1	Acetone	ND	5.0	1.5	U
75-15-0	Carbon disulfide	ND	5.0	0.09	U
78-93-3	2-Butanone	ND	5.0	1.9	U
108-10-1	4-Methyl-2-pentanone	ND	5.0	0.26	U
591-78-6	2-Hexanone	ND	5.0	0.14	U
74-97-5	Bromochloromethane	ND	2.5	0.13	U
106-93-4	1,2-Dibromoethane	ND	2.0	0.10	U
96-12-8	1,2-Dibromo-3-chloropropane	ND	2.5	0.32	U
98-82-8	Isopropylbenzene	ND	0.50	0.11	U
87-61-6	1,2,3-Trichlorobenzene	ND	2.5	0.12	U
120-82-1	1,2,4-Trichlorobenzene	ND	2.5	0.12	U
79-20-9	Methyl Acetate	ND	2.0	0.23	U
110-82-7	Cyclohexane	ND	10	0.27	U
123-91-1	1,4-Dioxane	ND	250	41.	U
108-87-2	Methyl cyclohexane	ND	10	0.40	U

Form 1
Volatile Organics

Client	: Tetra Tech GEO	Lab Number	: L1421110
Project Name	: LOCKHEED-NORTH PLAINFIELD	Project Number	: 117-0507.600.02
Lab ID	: WG723949-3	Date Collected	: NA
Client ID	: WG723949-3BLANK	Date Received	: NA
Sample Location	:	Date Analyzed	: 09/21/14 15:28
Sample Matrix	: WATER	Dilution Factor	: 1
Analytical Method	: 1,8260C	Analyst	: PD
Lab File ID	: 0921A05	Instrument ID	: VOA105.I
Sample Amount	: 10 ml	GC Column	: RTX-502.2
Level	: LOW	%Solids	: N/A
Extract Volume (MeOH)	: N/A	Injection Volume	: N/A

		ug/L			
CAS NO.	**Parameter**	**Results**	**RL**	**MDL**	**Qualifier**
76-13-1	1,1,2-Trichloro-1,2,2-Trifluoroethane	ND	2.5	0.15	U

Tentatively Identified Compounds
Volatile Organics

Client	: Tetra Tech GEO	Lab Number	: L1421110
Project Name	: LOCKHEED-NORTH PLAINFIELD	Project Number	: 117-0507.600.02
Lab ID	: WG723949-3	Date Collected	: NA
Client ID	: WG723949-3BLANK	Date Received	: NA
Sample Location	:	Date Analyzed	: 09/21/14 15:28
Sample Matrix	: WATER	Dilution Factor	: 1
Analytical Method	: 1,8260C	Analyst	: PD
Lab File ID	: 0921A05	Instrument ID	: VOA105.I
Sample Amount	: 10 ml	GC Column	: RTX-502.2
Level	: LOW	%Solids	: N/A
Extract Volume (MeOH)	: N/A	Injection Volume	: N/A

Number TICS found: 0 **Concentration Units: ug/L**

CAS Number	Compound Name	RT	EST. CONC.	Qualifier
	NO TENTATIVELY IDENTIFIED COMPOUNDS			

Tuning Results Summary

5A
VOLATILE ORGANICS INSTRUMENT PERFORMANCE CHECK
BROMOFLUOROBENZENE (BFB)

Lab Name: Alpha Analytical Labs

SDG No.: L1421110

Lab File ID: BFB0903A_tune BFB Injection Date: 09/03/14

Instrument ID: Voa105.i BFB Injection Time: 18:43

m/e	ION ABUNDANCE CRITERIA	% Relative Abundance
95	Base Peak, 100% relative abundance	100
50	15.0 - 40.0% of mass 95	22.6
75	30.0 - 60.0% of mass 95	39.7
96	5.0 - 9.0% of mass 95	6.5
173	Less than 2.0% of mass 174	0.5 (0.56)1
174	Greater than 50.0 of mass 95	82.1
175	5.0 - 9.0% of mass 174	5.9 (7.14)1
176	95.0 - 101% of mass 174	78.3 (95.4)1
177	5.0 - 9.0% of mass 176	4.9 (6.26)2

1-Value is % of mass 174 2-Value is % of mass 176

THIS CHECK APPLIES TO THE FOLLOWING SAMPLES, MS, MSD, BLANKS, AND STANDARDS:

	CLIENT SAMPLE NO.	LAB SAMPLE ID	LAB FILE ID	DATE ANALYZED	TIME ANALYZED
01	8260 CAL11	8260 CAL11	0903A03	09/03/14	20:00
02	8260 CAL1	8260 CAL1	0903A04	09/03/14	20:28
03	8260 CAL2	8260 CAL2	0903A05	09/03/14	20:56
04	8260 CAL3	8260 CAL3	0903A06	09/03/14	21:23
05	8260 CAL4	8260 CAL4	0903A07	09/03/14	21:51
06	8260 CAL5	8260 CAL5	0903A08	09/03/14	22:19
07	8260 CAL6	8260 CAL6	0903A09	09/03/14	22:47
08	8260 CAL7	8260 CAL7	0903A10	09/03/14	23:15
09	8260 CAL8	8260 CAL8	0903A11	09/03/14	23:43
10	8260 CAL9	8260 CAL9	0903A12	09/04/14	00:10
11	8260 CAL10	8260 CAL10	0903A13	09/04/14	00:38

FORM V NJ-8260

5A
VOLATILE ORGANICS INSTRUMENT PERFORMANCE CHECK
BROMOFLUOROBENZENE (BFB)

Lab Name: Alpha Analytical Labs

SDG No.: L1421110

Lab File ID: BFB0904A_tune BFB Injection Date: 09/04/14

Instrument ID: Voa105.i BFB Injection Time: 14:47

m/e	ION ABUNDANCE CRITERIA	% Relative Abundance
95	Base Peak, 100% relative abundance	100
50	15.0 - 40.0% of mass 95	22.4
75	30.0 - 60.0% of mass 95	39.6
96	5.0 - 9.0% of mass 95	6.8
173	Less than 2.0% of mass 174	0.3 (0.36)1
174	Greater than 50.0 of mass 95	79.6
175	5.0 - 9.0% of mass 174	5.4 (6.74)1
176	95.0 - 101% of mass 174	77.6 (97.5)1
177	5.0 - 9.0% of mass 176	5 (6.48)2

1-Value is % of mass 174 2-Value is % of mass 176

THIS CHECK APPLIES TO THE FOLLOWING SAMPLES, MS, MSD, BLANKS, AND STANDARDS:

	CLIENT SAMPLE NO.	LAB SAMPLE ID	LAB FILE ID	DATE ANALYZED	TIME ANALYZED
01	ICV Quant Report	ICV Quant Repo	0904A01	09/04/14	15:02
02	ICV Summary Form	ICV Summary Fo	ccal	09/04/14	15:02

FORM V NJ-8260

5A
VOLATILE ORGANICS INSTRUMENT PERFORMANCE CHECK
BROMOFLUOROBENZENE (BFB)

Lab Name: Alpha Analytical Labs

SDG No.: L1421110

Lab File ID: BFB0902N_tune BFB Injection Date: 09/02/14

Instrument ID: Voa108.i BFB Injection Time: 21:50

m/e	ION ABUNDANCE CRITERIA	% Relative Abundance
95	Base Peak, 100% relative abundance	100
50	15.0 - 40.0% of mass 95	22.4
75	30.0 - 60.0% of mass 95	51.9
96	5.0 - 9.0% of mass 95	7.2
173	Less than 2.0% of mass 174	0.4 (0.63)1
174	Greater than 50.0 of mass 95	64.6
175	5.0 - 9.0% of mass 174	4.6 (7.10)1
176	95.0 - 101% of mass 174	61.9 (95.7)1
177	5.0 - 9.0% of mass 176	4 (6.40)2

1-Value is % of mass 174 2-Value is % of mass 176

THIS CHECK APPLIES TO THE FOLLOWING SAMPLES, MS, MSD, BLANKS, AND STANDARDS:

	CLIENT SAMPLE NO.	LAB SAMPLE ID	LAB FILE ID	DATE ANALYZED	TIME ANALYZED
01	wg720812-2, ical	wg720812-2, ic	0902N03	09/02/14	23:07
02	wg720812-3, ical	wg720812-3, ic	0902N04	09/02/14	23:35
03	wg720812-4, ical	wg720812-4, ic	0902N05	09/03/14	00:03
04	wg720812-5, ical	wg720812-5, ic	0902N06	09/03/14	00:31
05	wg720812-6, ical	wg720812-6, ic	0902N07	09/03/14	00:59
06	wg720812-7, ical	wg720812-7, ic	0902N08	09/03/14	01:27
07	wg720812-8, ical	wg720812-8, ic	0902N09	09/03/14	01:55
08	wg720812-9, ical	wg720812-9, ic	0902N10	09/03/14	02:23
09	wg720812-10, ica	wg720812-10, i	0902N11	09/03/14	02:51
10	wg720812-11, ica	wg720812-11, i	0902N12	09/03/14	03:19
11	wg720812-12, ica	wg720812-12, i	0902N13	09/03/14	03:47
12	wg720812-13, icv	wg720812-13, i	0902N20	09/03/14	07:04
13	ICV Summary Form	ICV Summary Fo	ccal	09/03/14	07:04

FORM V NJ-8260

5A
VOLATILE ORGANICS INSTRUMENT PERFORMANCE CHECK
BROMOFLUOROBENZENE (BFB)

Lab Name: Alpha Analytical Labs

SDG No.: L1421110

Lab File ID: BFB0919N_tune BFB Injection Date: 09/19/14

Instrument ID: Voa108.i BFB Injection Time: 15:24

m/e	ION ABUNDANCE CRITERIA	% Relative Abundance
95	Base Peak, 100% relative abundance	100
50	15.0 - 40.0% of mass 95	15.5
75	30.0 - 60.0% of mass 95	46.2
96	5.0 - 9.0% of mass 95	6.9
173	Less than 2.0% of mass 174	0.5 (0.73)1
174	Greater than 50.0 of mass 95	75.4
175	5.0 - 9.0% of mass 174	5.4 (7.11)1
176	95.0 - 101% of mass 174	72.8 (96.5)1
177	5.0 - 9.0% of mass 176	4.8 (6.62)2

1-Value is % of mass 174 2-Value is % of mass 176

THIS CHECK APPLIES TO THE FOLLOWING SAMPLES, MS, MSD, BLANKS, AND STANDARDS:

	CLIENT SAMPLE NO.	LAB SAMPLE ID	LAB FILE ID	DATE ANALYZED	TIME ANALYZED
01	wg723868-2, ical	wg723868-2, ic	0919N03	09/19/14	16:33
02	wg723868-3, ical	wg723868-3, ic	0919N04	09/19/14	17:01
03	wg723868-4, ical	wg723868-4, ic	0919N05	09/19/14	17:29
04	wg723868-5, ical	wg723868-5, ic	0919N06	09/19/14	17:58
05	wg723868-6, ical	wg723868-6, ic	0919N07	09/19/14	18:26
06	wg723868-7, ical	wg723868-7, ic	0919N08	09/19/14	18:54
07	wg723868-8, ical	wg723868-8, ic	0919N09	09/19/14	19:22
08	wg723868-9, ical	wg723868-9, ic	0919N10	09/19/14	19:50
09	wg723868-10, ica	wg723868-10, i	0919N11	09/19/14	20:18
10	wg723868-11, ica	wg723868-11, i	0919N12	09/19/14	20:46
11	wg723868-12, ica	wg723868-12, i	0919N13	09/19/14	21:14
12	wg723868-13, icv	wg723868-13, i	0919N20	09/20/14	00:29
13	ICV Summary Form	ICV Summary Fo	ccal	09/20/14	00:29

FORM V NJ-8260

5A
VOLATILE ORGANICS INSTRUMENT PERFORMANCE CHECK
BROMOFLUOROBENZENE (BFB)

Lab Name: Alpha Analytical Labs

SDG No.: L1421110

Lab File ID: BFB0917A_tune BFB Injection Date: 09/17/14

Instrument ID: Voa105.i BFB Injection Time: 08:50

m/e	ION ABUNDANCE CRITERIA	% Relative Abundance
95	Base Peak, 100% relative abundance	100
50	15.0 - 40.0% of mass 95	23.6
75	30.0 - 60.0% of mass 95	41
96	5.0 - 9.0% of mass 95	6.6
173	Less than 2.0% of mass 174	0.4 (0.55)1
174	Greater than 50.0 of mass 95	80.3
175	5.0 - 9.0% of mass 174	5.5 (6.82)1
176	95.0 - 101% of mass 174	77.5 (96.5)1
177	5.0 - 9.0% of mass 176	5 (6.44)2

1-Value is % of mass 174 2-Value is % of mass 176

THIS CHECK APPLIES TO THE FOLLOWING SAMPLES, MS, MSD, BLANKS, AND STANDARDS:

	CLIENT SAMPLE NO.	LAB SAMPLE ID	LAB FILE ID	DATE ANALYZED	TIME ANALYZED
01	WG722869-1LCS	WG722869-1	0917A02	09/17/14	09:31
02	wg722-1,31,10	wg722-1,31,10	0917A02	09/17/14	09:31
03	WG722869-2LCSD	WG722869-2	0917A03	09/17/14	09:59
04	WG722869-3BLANK	WG722869-3	0917A05	09/17/14	10:54
05	MW-1S	L1421110-01	0917A23	09/17/14	19:33
06	MW-1I	L1421110-02	0917A24	09/17/14	20:01
07	MW-2D	L1421110-03	0917A25	09/17/14	20:29

FORM V NJ-8260

5A
VOLATILE ORGANICS INSTRUMENT PERFORMANCE CHECK
BROMOFLUOROBENZENE (BFB)

Lab Name: Alpha Analytical Labs

SDG No.: L1421110

Lab File ID: BFB0918A_tune BFB Injection Date: 09/18/14

Instrument ID: Voa105.i BFB Injection Time: 08:33

m/e	ION ABUNDANCE CRITERIA	% Relative Abundance
95	Base Peak, 100% relative abundance	100
50	15.0 - 40.0% of mass 95	24.1
75	30.0 - 60.0% of mass 95	41.8
96	5.0 - 9.0% of mass 95	6.8
173	Less than 2.0% of mass 174	0.3 (0.33)1
174	Greater than 50.0 of mass 95	77.6
175	5.0 - 9.0% of mass 174	5.2 (6.71)1
176	95.0 - 101% of mass 174	75.1 (96.8)1
177	5.0 - 9.0% of mass 176	5 (6.68)2

1-Value is % of mass 174 2-Value is % of mass 176

THIS CHECK APPLIES TO THE FOLLOWING SAMPLES, MS, MSD, BLANKS, AND STANDARDS:

	CLIENT SAMPLE NO.	LAB SAMPLE ID	LAB FILE ID	DATE ANALYZED	TIME ANALYZED
01	WG723247-1LCS	WG723247-1	0918A02	09/18/14	09:14
02	wg723-1,31,10	wg723-1,31,10	0918A02	09/18/14	09:14
03	WG723247-2LCSD	WG723247-2	0918A03	09/18/14	09:42
04	WG723247-3BLANK	WG723247-3	0918A06	09/18/14	11:06
05	MW-2I	L1421110-04	0918A15	09/18/14	15:18
06	MW-3D	L1421110-05	0918A16	09/18/14	15:46
07	MW-501S	L1421110-06	0918A17	09/18/14	16:14
08	MW-501I	L1421110-07	0918A18	09/18/14	16:42
09	MW-502S	L1421110-08	0918A19	09/18/14	17:10
10	MW-502I	L1421110-09	0918A20	09/18/14	17:38
11	MW-503S	L1421110-10	0918A21	09/18/14	18:06
12	MW-503I	L1421110-11	0918A22	09/18/14	18:34
13	MW-505S	L1421110-12	0918A23	09/18/14	19:02
14	MW-505I	L1421110-13	0918A24	09/18/14	19:30

FORM V NJ-8260

5A
VOLATILE ORGANICS INSTRUMENT PERFORMANCE CHECK
BROMOFLUOROBENZENE (BFB)

Lab Name: Alpha Analytical Labs

SDG No.: L1421110

Lab File ID: BFB0919A_tune BFB Injection Date: 09/19/14

Instrument ID: Voa105.i BFB Injection Time: 08:46

m/e	ION ABUNDANCE CRITERIA	% Relative Abundance
95	Base Peak, 100% relative abundance	100
50	15.0 - 40.0% of mass 95	24.2
75	30.0 - 60.0% of mass 95	42
96	5.0 - 9.0% of mass 95	6.5
173	Less than 2.0% of mass 174	0.3 (0.45)1
174	Greater than 50.0 of mass 95	74.7
175	5.0 - 9.0% of mass 174	5.5 (7.38)1
176	95.0 - 101% of mass 174	72.3 (96.7)1
177	5.0 - 9.0% of mass 176	4.9 (6.77)2

1-Value is % of mass 174 2-Value is % of mass 176

THIS CHECK APPLIES TO THE FOLLOWING SAMPLES, MS, MSD, BLANKS, AND STANDARDS:

	CLIENT SAMPLE NO.	LAB SAMPLE ID	LAB FILE ID	DATE ANALYZED	TIME ANALYZED
01	WG723644-1LCS	WG723644-1	0919A02	09/19/14	09:28
02	wg723-1,31,10	wg723-1,31,10	0919A02	09/19/14	09:28
03	WG723644-2LCSD	WG723644-2	0919A03	09/19/14	09:56
04	WG723644-3BLANK	WG723644-3	0919A05	09/19/14	10:51
05	MW-506I	L1421110-15	0919A13	09/19/14	14:34
06	MW-508D	L1421110-19	0919A14	09/19/14	15:02
07	MW-545I	L1421110-26	0919A15	09/19/14	15:30
08	MW-545D	L1421110-27	0919A16	09/19/14	15:58
09	MW-546S	L1421110-28	0919A17	09/19/14	16:26
10	MW-546I	L1421110-29	0919A18	09/19/14	16:53
11	MW-546D	L1421110-30	0919A19	09/19/14	17:21
12	MW-547S	L1421110-31	0919A20	09/19/14	17:49
13	MW-547I	L1421110-32	0919A21	09/19/14	18:17
14	MW-547D	L1421110-33	0919A22	09/19/14	18:45
15	MW-549S	L1421110-34	0919A23	09/19/14	19:13
16	MW-549I	L1421110-35	0919A24	09/19/14	19:41
17	MW-550S	L1421110-36	0919A25	09/19/14	20:09

FORM V NJ-8260

5A
VOLATILE ORGANICS INSTRUMENT PERFORMANCE CHECK
BROMOFLUOROBENZENE (BFB)

Lab Name: Alpha Analytical Labs

SDG No.: L1421110

Lab File ID: BFB0920A_tune BFB Injection Date: 09/20/14

Instrument ID: Voa105.i BFB Injection Time: 15:03

m/e	ION ABUNDANCE CRITERIA	% Relative Abundance
95	Base Peak, 100% relative abundance	100
50	15.0 - 40.0% of mass 95	24.6
75	30.0 - 60.0% of mass 95	41.6
96	5.0 - 9.0% of mass 95	6.6
173	Less than 2.0% of mass 174	0.5 (0.60)1
174	Greater than 50.0 of mass 95	76.4
175	5.0 - 9.0% of mass 174	5.3 (6.90)1
176	95.0 - 101% of mass 174	73.9 (96.6)1
177	5.0 - 9.0% of mass 176	4.8 (6.46)2

1-Value is % of mass 174 2-Value is % of mass 176

THIS CHECK APPLIES TO THE FOLLOWING SAMPLES, MS, MSD, BLANKS, AND STANDARDS:

	CLIENT SAMPLE NO.	LAB SAMPLE ID	LAB FILE ID	DATE ANALYZED	TIME ANALYZED
01	WG723893-1LCS	WG723893-1	0920A02	09/20/14	15:44
02	wg723-1,31,10	wg723-1,31,10	0920A02	09/20/14	15:44
03	WG723893-2LCSD	WG723893-2	0920A03	09/20/14	16:12
04	WG723893-3BLANK	WG723893-3	0920A05	09/20/14	17:08
05	MW-506S	L1421110-14	0920A06	09/20/14	17:36
06	PZ-521S	L1421110-37	0920A07	09/20/14	18:04
07	PZ-521I	L1421110-38	0920A08	09/20/14	18:32
08	PZ-522S	L1421110-39	0920A09	09/20/14	19:00
09	PZ-522I	L1421110-40	0920A10	09/20/14	19:28
10	PZ-522D	L1421110-41	0920A11	09/20/14	19:56
11	PZ-524S	L1421110-42	0920A12	09/20/14	20:24
12	PZ-524I	L1421110-43	0920A13	09/20/14	20:52
13	PZ-524D	L1421110-44	0920A14	09/20/14	21:19
14	MW-550I	L1421110-45	0920A15	09/20/14	21:47
15	SW-1	L1421110-46	0920A16	09/20/14	22:15

FORM V NJ-8260

5A
VOLATILE ORGANICS INSTRUMENT PERFORMANCE CHECK
BROMOFLUOROBENZENE (BFB)

Lab Name: Alpha Analytical Labs

SDG No.: L1421110

Lab File ID: BFB0921A_tune BFB Injection Date: 09/21/14

Instrument ID: Voa105.i BFB Injection Time: 13:23

m/e	ION ABUNDANCE CRITERIA	% Relative Abundance
95	Base Peak, 100% relative abundance	100
50	15.0 - 40.0% of mass 95	24
75	30.0 - 60.0% of mass 95	42.4
96	5.0 - 9.0% of mass 95	6.8
173	Less than 2.0% of mass 174	0.5 (0.65)1
174	Greater than 50.0 of mass 95	74.7
175	5.0 - 9.0% of mass 174	5.6 (7.47)1
176	95.0 - 101% of mass 174	71.5 (95.7)1
177	5.0 - 9.0% of mass 176	4.8 (6.66)2

1-Value is % of mass 174 2-Value is % of mass 176

THIS CHECK APPLIES TO THE FOLLOWING SAMPLES, MS, MSD, BLANKS, AND STANDARDS:

	CLIENT SAMPLE NO.	LAB SAMPLE ID	LAB FILE ID	DATE ANALYZED	TIME ANALYZED
01	WG723949-1LCS	WG723949-1	0921A02	09/21/14	14:05
02	wg724-1,31,10	wg724-1,31,10	0921A02	09/21/14	14:05
03	WG723949-2LCSD	WG723949-2	0921A03	09/21/14	14:32
04	WG723949-3BLANK	WG723949-3	0921A05	09/21/14	15:28
05	SW-2	L1421110-47	0921A06	09/21/14	15:56
06	SW-3	L1421110-48	0921A07	09/21/14	16:24
07	SW-4	L1421110-49	0921A08	09/21/14	16:52
08	DUP-01	L1421110-50	0921A09	09/21/14	17:20
09	DUP-02	L1421110-51	0921A10	09/21/14	17:48
10	DUP-03	L1421110-52	0921A11	09/21/14	18:16
11	DUP-04	L1421110-53	0921A12	09/21/14	18:44
12	DUP-05	L1421110-54	0921A13	09/21/14	19:12
13	DUP-06	L1421110-55	0921A14	09/21/14	19:40

FORM V NJ-8260

5A
VOLATILE ORGANICS INSTRUMENT PERFORMANCE CHECK
BROMOFLUOROBENZENE (BFB)

Lab Name: Alpha Analytical Labs

SDG No.: L1421110

Lab File ID: BFB0918A_tune BFB Injection Date: 09/18/14

Instrument ID: Voa108.i BFB Injection Time: 10:43

m/e	ION ABUNDANCE CRITERIA	% Relative Abundance
95	Base Peak, 100% relative abundance	100
50	15.0 - 40.0% of mass 95	16.4
75	30.0 - 60.0% of mass 95	48.1
96	5.0 - 9.0% of mass 95	7
173	Less than 2.0% of mass 174	0.6 (0.76)1
174	Greater than 50.0 of mass 95	73.5
175	5.0 - 9.0% of mass 174	5.5 (7.53)1
176	95.0 - 101% of mass 174	72.1 (98.1)1
177	5.0 - 9.0% of mass 176	4.6 (6.42)2

1-Value is % of mass 174 2-Value is % of mass 176

THIS CHECK APPLIES TO THE FOLLOWING SAMPLES, MS, MSD, BLANKS, AND STANDARDS:

	CLIENT SAMPLE NO.	LAB SAMPLE ID	LAB FILE ID	DATE ANALYZED	TIME ANALYZED
01	WG723273-1LCS	WG723273-1	0918A02	09/18/14	11:24
02	wg723-1,31,10	wg723-1,31,10	0918A02	09/18/14	11:24
03	WG723273-2LCSD	WG723273-2	0918A03	09/18/14	11:52
04	WG723273-3BLANK	WG723273-3	0918A05	09/18/14	12:49
05	MW-507S	L1421110-16	0918A15	09/18/14	18:03
06	MW-507I	L1421110-17	0918A16	09/18/14	18:31
07	MW-508S	L1421110-18	0918A17	09/18/14	18:59
08	MW-532S	L1421110-20	0918A19	09/18/14	19:56
09	MW-532D	L1421110-21	0918A20	09/18/14	20:25
10	MW-544S	L1421110-22	0918A21	09/18/14	20:53
11	MW-544I	L1421110-23	0918A22	09/18/14	21:21
12	MW-544D	L1421110-24	0918A23	09/18/14	21:50
13	MW-545S	L1421110-25	0918A24	09/18/14	22:18

FORM V NJ-8260

5A
VOLATILE ORGANICS INSTRUMENT PERFORMANCE CHECK
BROMOFLUOROBENZENE (BFB)

Lab Name: Alpha Analytical Labs

SDG No.: L1421110

Lab File ID: BFB0920A_tune BFB Injection Date: 09/20/14

Instrument ID: Voa108.i BFB Injection Time: 18:57

m/e	ION ABUNDANCE CRITERIA	% Relative Abundance
95	Base Peak, 100% relative abundance	100
50	15.0 - 40.0% of mass 95	16.6
75	30.0 - 60.0% of mass 95	49.3
96	5.0 - 9.0% of mass 95	7.2
173	Less than 2.0% of mass 174	0.6 (0.80)1
174	Greater than 50.0 of mass 95	72.2
175	5.0 - 9.0% of mass 174	5.4 (7.43)1
176	95.0 - 101% of mass 174	71.2 (98.4)1
177	5.0 - 9.0% of mass 176	4.5 (6.35)2

1-Value is % of mass 174 2-Value is % of mass 176

THIS CHECK APPLIES TO THE FOLLOWING SAMPLES, MS, MSD, BLANKS, AND STANDARDS:

	CLIENT SAMPLE NO.	LAB SAMPLE ID	LAB FILE ID	DATE ANALYZED	TIME ANALYZED
01	WG723894-1LCS	WG723894-1	0920A02	09/20/14	19:36
02	wg723-1,31,10	wg723-1,31,10	0920A02	09/20/14	19:36
03	WG723894-2LCSD	WG723894-2	0920A03	09/20/14	20:04
04	WG723894-3BLANK	WG723894-3	0920A05	09/20/14	21:00
05	FB-091114	L1421110-56	0920A06	09/20/14	21:29
06	TB-091114	L1421110-57	0920A07	09/20/14	21:57

FORM V NJ-8260

Blank Results Summary

4A

VOLATILE ORGANICS METHOD BLANK SUMMARY

SAMPLE NO.

WG722869-3BLANK

Lab Name: Alpha Analytical Labs

SDG No.: L1421110

Lab File ID: 0917A05 Lab Sample ID: WG722869-3

Date Analyzed: 09/17/14 Time Analyzed: 10:54

Instrument ID: VOA105.I

THIS METHOD BLANK APPLIES TO THE FOLLOWING SAMPLES:

	CLIENT SAMPLE NO.	LAB SAMPLE ID	LAB FILE ID	DATE ANALYZED
01	WG722869-1LCS	WG722869-1	0917A02	09/17/14 09:31
02	WG722869-2LCSD	WG722869-2	0917A03	09/17/14 09:59
03	MW-1S	L1421110-01	0917A23	09/17/14 19:33
04	MW-1I	L1421110-02	0917A24	09/17/14 20:01
05	MW-2D	L1421110-03	0917A25	09/17/14 20:29

COMMENTS: _____

_____

FORM IV NJ-8260 LOW

4A

VOLATILE ORGANICS METHOD BLANK SUMMARY

SAMPLE NO.

WG723247-3BLANK

Lab Name: Alpha Analytical Labs

SDG No.: L1421110

Lab File ID: 0918A06 Lab Sample ID: WG723247-3

Date Analyzed: 09/18/14 Time Analyzed: 11:06

Instrument ID: VOA105.I

THIS METHOD BLANK APPLIES TO THE FOLLOWING SAMPLES:

	CLIENT SAMPLE NO.	LAB SAMPLE ID	LAB FILE ID	DATE ANALYZED
01	WG723247-1LCS	WG723247-1	0918A02	09/18/14 09:14
02	WG723247-2LCSD	WG723247-2	0918A03	09/18/14 09:42
03	MW-2I	L1421110-04	0918A15	09/18/14 15:18
04	MW-3D	L1421110-05	0918A16	09/18/14 15:46
05	MW-501S	L1421110-06	0918A17	09/18/14 16:14
06	MW-501I	L1421110-07	0918A18	09/18/14 16:42
07	MW-502S	L1421110-08	0918A19	09/18/14 17:10
08	MW-502I	L1421110-09	0918A20	09/18/14 17:38
09	MW-503S	L1421110-10	0918A21	09/18/14 18:06
10	MW-503I	L1421110-11	0918A22	09/18/14 18:34
11	MW-505S	L1421110-12	0918A23	09/18/14 19:02
12	MW-505I	L1421110-13	0918A24	09/18/14 19:30

COMMENTS: _____

_____

FORM IV NJ-8260 LOW

4A

VOLATILE ORGANICS METHOD BLANK SUMMARY

SAMPLE NO.

WG723273-3BLANK

Lab Name: Alpha Analytical Labs

SDG No.: L1421110

Lab File ID: 0918A05 Lab Sample ID: WG723273-3

Date Analyzed: 09/18/14 Time Analyzed: 12:49

Instrument ID: VOA108.I

THIS METHOD BLANK APPLIES TO THE FOLLOWING SAMPLES:

	CLIENT SAMPLE NO.	LAB SAMPLE ID	LAB FILE ID	DATE ANALYZED
01	WG723273-1LCS	WG723273-1	0918A02	09/18/14 11:24
02	WG723273-2LCSD	WG723273-2	0918A03	09/18/14 11:52
03	MW-507S	L1421110-16	0918A15	09/18/14 18:03
04	MW-507I	L1421110-17	0918A16	09/18/14 18:31
05	MW-508S	L1421110-18	0918A17	09/18/14 18:59
06	MW-532S	L1421110-20	0918A19	09/18/14 19:56
07	MW-532D	L1421110-21	0918A20	09/18/14 20:25
08	MW-544S	L1421110-22	0918A21	09/18/14 20:53
09	MW-544I	L1421110-23	0918A22	09/18/14 21:21
10	MW-544D	L1421110-24	0918A23	09/18/14 21:50
11	MW-545S	L1421110-25	0918A24	09/18/14 22:18

COMMENTS: _____

_____

FORM IV NJ-8260 LOW

4A

VOLATILE ORGANICS METHOD BLANK SUMMARY

SAMPLE NO.

WG723644-3BLANK

Lab Name: Alpha Analytical Labs

SDG No.: L1421110

Lab File ID: 0919A05 Lab Sample ID: WG723644-3

Date Analyzed: 09/19/14 Time Analyzed: 10:51

Instrument ID: VOA105.I

THIS METHOD BLANK APPLIES TO THE FOLLOWING SAMPLES:

	CLIENT SAMPLE NO.	LAB SAMPLE ID	LAB FILE ID	DATE ANALYZED
01	WG723644-1LCS	WG723644-1	0919A02	09/19/14 09:28
02	WG723644-2LCSD	WG723644-2	0919A03	09/19/14 09:56
03	MW-506I	L1421110-15	0919A13	09/19/14 14:34
04	MW-508D	L1421110-19	0919A14	09/19/14 15:02
05	MW-545I	L1421110-26	0919A15	09/19/14 15:30
06	MW-545D	L1421110-27	0919A16	09/19/14 15:58
07	MW-546S	L1421110-28	0919A17	09/19/14 16:26
08	MW-546I	L1421110-29	0919A18	09/19/14 16:53
09	MW-546D	L1421110-30	0919A19	09/19/14 17:21
10	MW-547S	L1421110-31	0919A20	09/19/14 17:49
11	MW-547I	L1421110-32	0919A21	09/19/14 18:17
12	MW-547D	L1421110-33	0919A22	09/19/14 18:45
13	MW-549S	L1421110-34	0919A23	09/19/14 19:13
14	MW-549I	L1421110-35	0919A24	09/19/14 19:41
15	MW-550S	L1421110-36	0919A25	09/19/14 20:09

COMMENTS: _____

_____

FORM IV NJ-8260 LOW

4A

VOLATILE ORGANICS METHOD BLANK SUMMARY

SAMPLE NO.

WG723893-3BLANK

Lab Name: Alpha Analytical Labs

SDG No.: L1421110

Lab File ID: 0920A05 Lab Sample ID: WG723893-3

Date Analyzed: 09/20/14 Time Analyzed: 17:08

Instrument ID: VOA105.I

THIS METHOD BLANK APPLIES TO THE FOLLOWING SAMPLES:

	CLIENT SAMPLE NO.	LAB SAMPLE ID	LAB FILE ID	DATE ANALYZED
01	WG723893-1LCS	WG723893-1	0920A02	09/20/14 15:44
02	WG723893-2LCSD	WG723893-2	0920A03	09/20/14 16:12
03	MW-506S	L1421110-14	0920A06	09/20/14 17:36
04	PZ-521S	L1421110-37	0920A07	09/20/14 18:04
05	PZ-521I	L1421110-38	0920A08	09/20/14 18:32
06	PZ-522S	L1421110-39	0920A09	09/20/14 19:00
07	PZ-522I	L1421110-40	0920A10	09/20/14 19:28
08	PZ-522D	L1421110-41	0920A11	09/20/14 19:56
09	PZ-524S	L1421110-42	0920A12	09/20/14 20:24
10	PZ-524I	L1421110-43	0920A13	09/20/14 20:52
11	PZ-524D	L1421110-44	0920A14	09/20/14 21:19
12	MW-550I	L1421110-45	0920A15	09/20/14 21:47
13	SW-1	L1421110-46	0920A16	09/20/14 22:15

COMMENTS: _____

_____

FORM IV NJ-8260 LOW

4A

VOLATILE ORGANICS METHOD BLANK SUMMARY

SAMPLE NO.

WG723894-3BLANK

Lab Name: Alpha Analytical Labs

SDG No.: L1421110

Lab File ID: 0920A05 Lab Sample ID: WG723894-3

Date Analyzed: 09/20/14 Time Analyzed: 21:00

Instrument ID: VOA108.I

THIS METHOD BLANK APPLIES TO THE FOLLOWING SAMPLES:

	CLIENT SAMPLE NO.	LAB SAMPLE ID	LAB FILE ID	DATE ANALYZED
01	WG723894-1LCS	WG723894-1	0920A02	09/20/14 19:36
02	WG723894-2LCSD	WG723894-2	0920A03	09/20/14 20:04
03	FB-091114	L1421110-56	0920A06	09/20/14 21:29
04	TB-091114	L1421110-57	0920A07	09/20/14 21:57

COMMENTS: _____

_____

FORM IV NJ-8260 LOW

4A

VOLATILE ORGANICS METHOD BLANK SUMMARY

SAMPLE NO.

WG723949-3BLANK

Lab Name: Alpha Analytical Labs

SDG No.: L1421110

Lab File ID: 0921A05 Lab Sample ID: WG723949-3

Date Analyzed: 09/21/14 Time Analyzed: 15:28

Instrument ID: VOA105.I

THIS METHOD BLANK APPLIES TO THE FOLLOWING SAMPLES:

	CLIENT SAMPLE NO.	LAB SAMPLE ID	LAB FILE ID	DATE ANALYZED
01	WG723949-1LCS	WG723949-1	0921A02	09/21/14 14:05
02	WG723949-2LCSD	WG723949-2	0921A03	09/21/14 14:32
03	SW-2	L1421110-47	0921A06	09/21/14 15:56
04	SW-3	L1421110-48	0921A07	09/21/14 16:24
05	SW-4	L1421110-49	0921A08	09/21/14 16:52
06	DUP-01	L1421110-50	0921A09	09/21/14 17:20
07	DUP-02	L1421110-51	0921A10	09/21/14 17:48
08	DUP-03	L1421110-52	0921A11	09/21/14 18:16
09	DUP-04	L1421110-53	0921A12	09/21/14 18:44
10	DUP-05	L1421110-54	0921A13	09/21/14 19:12
11	DUP-06	L1421110-55	0921A14	09/21/14 19:40

COMMENTS: _____

_____

FORM IV NJ-8260 LOW

Standards Data Summary

VOLATILE ORGANICS ORGANICS INITIAL CALIBRATION DATA

Lab Name: Alpha Analytical Labs

SDG No.: L1421110

Instrument ID: VOA108.I Calibration Date(s): 02-SEP-2014 03-SEP-2014

Calibration Times: 23:07 03:47

Calibration File Names:

Level 1: \\Orgserv2\ff\chem\GCMSVOA\Voa108.i\140902N.b\0902N04.D
Level 2: \\Orgserv2\ff\chem\GCMSVOA\Voa108.i\140902N.b\0902N05.D
Level 3: \\Orgserv2\ff\chem\GCMSVOA\Voa108.i\140902N.b\0902N06.D
Level 4: \\Orgserv2\ff\chem\GCMSVOA\Voa108.i\140902N.b\0902N07.D
Level 5: \\Orgserv2\ff\chem\GCMSVOA\Voa108.i\140902N.b\0902N08.D
Level 6: \\Orgserv2\ff\chem\GCMSVOA\Voa108.i\140902N.b\0902N09.D
Level 7: \\Orgserv2\ff\chem\GCMSVOA\Voa108.i\140902N.b\0902N10.D
Level 8: \\Orgserv2\ff\chem\GCMSVOA\Voa108.i\140902N.b\0902N11.D
Level 9: \\Orgserv2\ff\chem\GCMSVOA\Voa108.i\140902N.b\0902N12.D
Level 10: \\Orgserv2\ff\chem\GCMSVOA\Voa108.i\140902N.b\0902N13.D
Level 11: \\Orgserv2\ff\chem\GCMSVOA\Voa108.i\140902N.b\0902N03.D

Compound	5.0000 Level 1	20.0000 Level 2	100.0000 Level 3	300.0000 Level 4	500.0000 Level 5	800.0000 Level 6	Curve	Coefficients b	m1	m2	%RSD or R^2
	1000.0000 Level 7	1200.0000 Level 8	1600.0000 Level 9	2000.0000 Level 10	2.0000 Level 11						
1 dichlorodifluoromethane	0.25955	0.31586	0.30777	0.28817	0.26852	0.25765					
	0.25285	0.24630	0.22916	0.21195	+++++		AVRG		0.26378		12.40083
2 chloromethane	0.36015	0.38785	0.36528	0.34156	0.31785	0.30151					
	0.29578	0.28505	0.26516	0.25086	+++++		AVRG		0.31711		14.33262

FORM VI-NJ-8260

VOLATILE ORGANICS ORGANICS INITIAL CALIBRATION DATA

Lab Name: Alpha Analytical Labs

SDG No.: L1421110

Instrument ID: VOA108.I Calibration Date(s): 02-SEP-2014 03-SEP-2014

Calibration Times: 23:07 03:47

Compound	5.0000 Level 1	20.0000 Level 2	100.0000 Level 3	300.0000 Level 4	500.0000 Level 5	800.0000 Level 6	Curve	Coefficients b	m1	m2	%RSD or R^2	
	1000.0000 Level 7	1200.0000 Level 8	1600.0000 Level 9	2000.0000 Level 10	2.0000 Level 11							
3 vinyl chloride	0.26653	0.33405	0.31956	0.30188	0.27726	0.26597						
	0.25506	0.25254	0.23365	0.21924	0.26431		AVRG		0.27182		12.78520	
4 bromomethane	2155	7380	32776	90308	159267	264552						
	338511	430363	584411	717079	+++++		WLINR	-0.05116	0.09354		0.99849	
5 chloroethane	0.09333	0.12036	0.10691	0.09795	0.08638	0.07572						
	+++++	+++++	+++++	+++++	+++++		AVRG		0.09678		16.16338	
6 trichlorofluoromethane	0.34136	0.40734	0.37878	0.35451	0.33230	0.31594						
	0.30576	0.30447	0.27750	0.25631	+++++		AVRG		0.32743		13.90395	
7 ethyl ether	0.09290	0.10622	0.09685	0.09144	0.08896	0.08644						
	0.08253	0.08322	0.07511	0.07075	+++++		AVRG		0.08744		11.82881	
8 Ethanol	+++++	+++++	+++++	+++++	+++++	+++++						
	+++++	+++++	+++++	+++++	+++++		AVRG		0.000e+000		0.000e+000	<-
9 1,1,-dichloroethene	0.15858	0.19728	0.18925	0.17531	0.16813	0.16408						
	0.15738	0.16038	0.14726	0.13680	+++++		AVRG		0.16544		10.98999	

FORM VI-NJ-8260

VOLATILE ORGANICS ORGANICS INITIAL CALIBRATION DATA

Lab Name: Alpha Analytical Labs

SDG No.: L1421110

Instrument ID: VOA108.I Calibration Date(s): 02-SEP-2014 03-SEP-2014

Calibration Times: 23:07 03:47

Compound	5.0000 Level 1	20.0000 Level 2	100.0000 Level 3	300.0000 Level 4	500.0000 Level 5	800.0000 Level 6	Curve	Coefficients b	m1	m2	%RSD or R^2	
	1000.0000 Level 7	1200.0000 Level 8	1600.0000 Level 9	2000.0000 Level 10	2.0000 Level 11							
10 carbon disulfide	0.40898	0.48100	0.49310	0.48156	0.45454	0.43929						
	0.41690	0.41867	0.37549	0.34279	+++++		AVRG		0.43123		11.26350	
freon-113	0.20568	0.24977	0.22999	0.21065	0.20100	0.19307						
	0.18563	0.18693	0.17159	0.15784	+++++		AVRG		0.19921		13.51832	
iodomethane	0.17658	0.19080	0.22633	0.25186	0.25704	0.25892						
	0.25336	0.25988	0.24477	0.23680	+++++		AVRG		0.23563		12.52110	
methylene chloride	0.28389	0.29742	0.27311	0.25867	0.25820	0.25689						
	0.25996	0.25329	0.24686	0.23990	+++++		AVRG		0.26282		6.58955	
acetone	3042	5112	16029	47470	83880	138279						
	174755	208624	267944	332393	+++++		WLINR	-0.20582	0.04493		0.99488	<-
trans-1,2-dichloroethene	0.22167	0.25786	0.25191	0.25038	0.25768	0.26028						
	0.26628	0.26719	0.25776	0.24978	+++++		AVRG		0.25408		5.05985	
Isopropyl Alcohol	+++++	+++++	+++++	+++++	+++++	+++++						
	+++++	+++++	+++++	+++++	+++++		AVRG		0.000e+000		0.000e+000	<-

FORM VI-NJ-8260

VOLATILE ORGANICS ORGANICS INITIAL CALIBRATION DATA

Lab Name: Alpha Analytical Labs

SDG No.: L1421110

Instrument ID: VOA108.I Calibration Date(s): 02-SEP-2014 03-SEP-2014

Calibration Times: 23:07 03:47

Compound	5.0000 Level 1	20.0000 Level 2	100.0000 Level 3	300.0000 Level 4	500.0000 Level 5	800.0000 Level 6	Curve	Coefficients b	m1	m2	%RSD or R^2	
	1000.0000 Level 7	1200.0000 Level 8	1600.0000 Level 9	2000.0000 Level 10	2.0000 Level 11							
18 Methyl Acetate	0.18451	0.15834	0.14922	0.14150	0.14463	0.14141						
	0.13894	0.13164	0.11845	0.11208	+++++		AVRG		0.14207		14.27196	
19 methyl tert butyl ether	0.46559	0.50558	0.53157	0.55525	0.57932	0.58677						
	0.59987	0.59341	0.56264	0.54994	+++++		AVRG		0.55299		7.65328	
13 acrolein	1570	4255	16618	46038	74576	113046						
	135612	156663	201372	235131	+++++		QUAD	0.07808	13.52039	34.22877	0.99941	<-
20 Tert-Butyl Alcohol	+++++	0.01445	0.01346	0.01299	0.01433	0.01473						
	0.01563	0.01573	0.01471	0.01439	+++++		AVRG		0.01449		6.11760	<-
21 Diisopropyl Ether	0.71548	0.85526	0.93479	0.95858	0.96745	0.92709						
	0.90008	0.85272	0.76715	0.70696	+++++		AVRG		0.85856		11.38220	
22 1,1-dichloroethane	0.47934	0.56010	0.55056	0.54099	0.54092	0.52445						
	0.52538	0.51621	0.48319	0.46089	+++++		AVRG		0.51820		6.41731	
23 halothane	0.14591	0.17257	0.17585	0.17365	0.17975	0.18185						
	0.18768	0.19107	0.18588	0.18332	+++++		AVRG		0.17775		7.15356	

FORM VI-NJ-8260

VOLATILE ORGANICS ORGANICS INITIAL CALIBRATION DATA

Lab Name: Alpha Analytical Labs

SDG No.: L1421110

Instrument ID: VOA108.I Calibration Date(s): 02-SEP-2014 03-SEP-2014

Calibration Times: 23:07 03:47

Compound	5.0000 Level 1	20.0000 Level 2	100.0000 Level 3	300.0000 Level 4	500.0000 Level 5	800.0000 Level 6	Curve	Coefficients b	m1	m2	%RSD or R^2
	1000.0000 Level 7	1200.0000 Level 8	1600.0000 Level 9	2000.0000 Level 10	2.0000 Level 11						
24 acrylonitrile	0.05956	0.07174	0.07113	0.07142	0.07324	0.07217					
	0.07185	0.06908	0.06315	0.06050	+++++		AVRG		0.06838		7.64300
25 Ethyl-Tert-Butyl-Ether	0.55172	0.64718	0.73759	0.78190	0.80818	0.79177					
	0.79438	0.77657	0.72269	0.68598	+++++		AVRG		0.72980		11.15308
26 vinyl acetate	0.42281	0.49679	0.54445	0.57897	0.57196	0.54357					
	0.52304	0.49652	0.44606	0.41185	+++++		AVRG		0.50360		11.90516
27 cis-1,2-dichloroethene	0.23016	0.26934	0.27127	0.27949	0.28246	0.28174					
	0.28842	0.28724	0.27549	0.27133	+++++		AVRG		0.27369		6.09398
28 2,2-dichloropropane	0.25400	0.31233	0.32888	0.33593	0.33919	0.33704					
	0.33829	0.33871	0.32315	0.30806	+++++		AVRG		0.32156		8.17463
29 bromochloromethane	0.10529	0.11752	0.11753	0.11779	0.11904	0.11673					
	0.11783	0.11775	0.11035	0.10606	+++++		AVRG		0.11459		4.59701
30 Cyclohexane	0.40480	0.53188	0.57979	0.58302	0.56799	0.54234					
	0.52693	0.50851	0.46356	0.41800	+++++		AVRG		0.51268		12.50507

FORM VI-NJ-8260

VOLATILE ORGANICS ORGANICS INITIAL CALIBRATION DATA

Lab Name: Alpha Analytical Labs

SDG No.: L1421110

Instrument ID: VOA108.I Calibration Date(s): 02-SEP-2014 03-SEP-2014

Calibration Times: 23:07 03:47

Compound	5.0000 Level 1	20.0000 Level 2	100.0000 Level 3	300.0000 Level 4	500.0000 Level 5	800.0000 Level 6	Curve	Coefficients b	m1	m2	%RSD or R^2	
	1000.0000 Level 7	1200.0000 Level 8	1600.0000 Level 9	2000.0000 Level 10	2.0000 Level 11							
31 chloroform	0.43887	0.49708	0.48706	0.47132	0.46777	0.45515						
	0.46066	0.45566	0.43199	0.41945	+++++		AVRG		0.45850		5.23813	
32 Ethyl Acetate	0.25285	0.20065	0.18743	0.19759	0.19713	0.19277						
	0.18680	0.17657	0.15546	0.14466	+++++		AVRG		0.18919		15.37896	
33 carbontetrachloride	0.26711	0.32795	0.34828	0.35517	0.36025	0.36184						
	0.36948	0.37209	0.36005	0.34745	+++++		AVRG		0.34697		8.86498	
34 2-Butanol	+++++	+++++	+++++	+++++	+++++	+++++						
	+++++	+++++	+++++	+++++	+++++		AVRG		0.000e+000		0.000e+000	<-
35 tetrahydrofuran	+++++	0.06359	0.07032	0.07074	0.07063	0.06825						
	0.06649	0.06286	0.05626	0.05292	+++++		AVRG		0.06467		9.98600	
37 1,1,1-trichloroethane	0.33264	0.41316	0.42139	0.41775	0.41691	0.41168						
	0.42043	0.42086	0.40284	0.38834	+++++		AVRG		0.40460		6.73859	
38 2-butanone	+++++	8790	29695	81655	144853	230220						
	285235	330152	414423	+++++	+++++		WLINR	-0.28015	0.07449		0.99089	<-

FORM VI-NJ-8260

VOLATILE ORGANICS ORGANICS INITIAL CALIBRATION DATA

Lab Name: Alpha Analytical Labs

SDG No.: L1421110

Instrument ID: VOA108.I Calibration Date(s): 02-SEP-2014 03-SEP-2014

Calibration Times: 23:07 03:47

Compound	5.0000 Level 1	20.0000 Level 2	100.0000 Level 3	300.0000 Level 4	500.0000 Level 5	800.0000 Level 6	Curve	Coefficients b	m1	m2	%RSD or R^2	
	1000.0000 Level 7	1200.0000 Level 8	1600.0000 Level 9	2000.0000 Level 10	2.0000 Level 11							
39 1,1-dichloropropene	0.29347	0.36939	0.39077	0.38975	0.38671	0.37421						
	0.37471	0.37227	0.35246	0.33627	+++++		AVRG		0.36400		8.23599	
40 benzene	0.97186	1.09556	1.09370	1.08341	1.06198	1.03172						
	1.03345	1.02853	0.98088	0.93895	+++++		AVRG		1.03200		5.23721	
41 Tertiary-Amyl Methyl Ether	0.36484	0.43102	0.51681	0.54863	0.57090	0.57469						
	0.58780	0.58715	0.56530	0.55705	+++++		AVRG		0.53042		14.03112	
43 1,2-dichloroethane	0.38061	0.39884	0.38213	0.36426	0.35719	0.34377						
	0.34306	0.33221	0.30942	0.29598	+++++		AVRG		0.35075		9.29845	
44 2-methyl-2-butanol	+++++	+++++	+++++	+++++	+++++	+++++						
	+++++	+++++	+++++	+++++	+++++		AVRG		0.000e+000		0.000e+000	<-
45 Acetonitrile	+++++	+++++	+++++	+++++	+++++	+++++						
	+++++	+++++	+++++	+++++	+++++		AVRG		0.000e+000		0.000e+000	<-
47 methyl cyclohexane	0.38644	0.48063	0.51914	0.51955	0.51633	0.50186						
	0.49818	0.49348	0.45970	0.42482	+++++		AVRG		0.48001		9.21692	

FORM VI-NJ-8260

VOLATILE ORGANICS ORGANICS INITIAL CALIBRATION DATA

Lab Name: Alpha Analytical Labs

SDG No.: L1421110

Instrument ID: VOA108.I Calibration Date(s): 02-SEP-2014 03-SEP-2014

Calibration Times: 23:07 03:47

Compound	5.0000 Level 1	20.0000 Level 2	100.0000 Level 3	300.0000 Level 4	500.0000 Level 5	800.0000 Level 6	Curve	Coefficients b	m1	m2	%RSD or R^2	
	1000.0000 Level 7	1200.0000 Level 8	1600.0000 Level 9	2000.0000 Level 10	2.0000 Level 11							
48 trichloroethene	0.24334	0.28572	0.28487	0.27895	0.27716	0.26986						
	0.27188	0.26859	0.25227	0.23818	+++++		AVRG		0.26708		6.31151	
49 Hexane	+++++	+++++	+++++	+++++	+++++	+++++						
	+++++	+++++	+++++	+++++	+++++		AVRG		0.000e+000		0.000e+000	<-
50 dibromomethane	0.12545	0.14104	0.14317	0.14013	0.13996	0.13891						
	0.14203	0.14021	0.13382	0.13204	+++++		AVRG		0.13767		4.02023	
52 1,2-dichloropropane	0.24911	0.28901	0.30200	0.29785	0.29688	0.28861						
	0.28997	0.28288	0.26811	0.25871	+++++		AVRG		0.28231		6.29956	
53 bromodichloromethane	0.27049	0.31914	0.34203	0.34490	0.34903	0.34607						
	0.35103	0.34772	0.33144	0.32447	+++++		AVRG		0.33263		7.34049	
184 methyl-methylacrylate	+++++	+++++	+++++	+++++	+++++	+++++						
	+++++	+++++	+++++	+++++	+++++		AVRG		0.000e+000		0.000e+000	<-
51 4-penten-2-ol	+++++	+++++	+++++	+++++	+++++	+++++						
	+++++	+++++	+++++	+++++	+++++		AVRG		0.000e+000		0.000e+000	<-

FORM VI-NJ-8260

VOLATILE ORGANICS ORGANICS INITIAL CALIBRATION DATA

Lab Name: Alpha Analytical Labs

SDG No.: L1421110

Instrument ID: VOA108.I Calibration Date(s): 02-SEP-2014 03-SEP-2014

Calibration Times: 23:07 03:47

Compound	5.0000 Level 1	20.0000 Level 2	100.0000 Level 3	300.0000 Level 4	500.0000 Level 5	800.0000 Level 6	Curve	Coefficients b	m1	m2	%RSD or R^2	
	1000.0000 Level 7	1200.0000 Level 8	1600.0000 Level 9	2000.0000 Level 10	2.0000 Level 11							
54 1,4-Dioxane	0.00134	0.00169	0.00196	0.00172	0.00178	0.00185						
	0.00193	0.00195	0.00181	0.00180	+++++		AVRG		0.00178		10.15023	<-
55 2-Pentanone	+++++	+++++	+++++	+++++	+++++	+++++						
	+++++	+++++	+++++	+++++	+++++		AVRG		0.000e+000		0.000e+000	
56 2-Chloroethylvinyl ether	+++++	0.11168	0.13935	0.14853	0.15400	0.15329						
	0.15546	0.15218	0.14309	0.13980	+++++		AVRG		0.14415		9.46575	
57 cis-1,3-dichloropropene	0.24723	0.31912	0.38381	0.39850	0.40533	0.40324						
	0.40594	0.40137	0.38135	0.37316	+++++		AVRG		0.37190		13.70894	
59 toluene	0.90107	0.96706	0.94188	0.92774	0.91433	0.88975						
	0.91132	0.91448	0.86314	0.83299	+++++		AVRG		0.90638		4.21109	
60 4-methyl-2-pentanone	+++++	0.04672	0.06395	0.06991	0.07295	0.07268						
	0.07300	0.07022	0.06362	0.05949	+++++		AVRG		0.06584		13.14081	<-
61 tetrachloroethene	0.27227	0.33865	0.32862	0.33408	0.33982	0.34102						
	0.35624	0.36128	0.34944	0.34460	+++++		AVRG		0.33660		7.32092	

FORM VI-NJ-8260

VOLATILE ORGANICS ORGANICS INITIAL CALIBRATION DATA

Lab Name: Alpha Analytical Labs

SDG No.: L1421110

Instrument ID: VOA108.I Calibration Date(s): 02-SEP-2014 03-SEP-2014

Calibration Times: 23:07 03:47

Compound	5.0000 Level 1	20.0000 Level 2	100.0000 Level 3	300.0000 Level 4	500.0000 Level 5	800.0000 Level 6	Curve	Coefficients b	m1	m2	%RSD or R^2
	1000.0000 Level 7	1200.0000 Level 8	1600.0000 Level 9	2000.0000 Level 10	2.0000 Level 11						
62 trans-1,3-dichloropropene	0.28189	0.36374	0.45440	0.47824	0.49047	0.48268					
	0.49247	0.48707	0.45685	0.44941	+++++		AVRG		0.44372		15.40540
63 4-methyl-2-pentanol	+++++	+++++	+++++	+++++	+++++	+++++					
	+++++	+++++	+++++	+++++	+++++		AVRG		0.000e+000		0.000e+000
64 Methyl Isothiocyanate	+++++	+++++	+++++	+++++	+++++	+++++					
	+++++	+++++	+++++	+++++	+++++		AVRG		0.000e+000		0.000e+000
65 ethyl-methacrylate	+++++	0.25041	0.35039	0.37421	0.38745	0.37756					
	0.38204	0.37421	0.34390	0.33019	+++++		AVRG		0.35226		12.15327
66 1,1,2-trichloroethane	0.21415	0.24020	0.24719	0.23651	0.23198	0.22474					
	0.22566	0.22418	0.20841	0.20124	+++++		AVRG		0.22542		6.37972
67 chlorodibromomethane	0.18499	0.24191	0.28531	0.30005	0.31353	0.31494					
	0.32848	0.33055	0.31660	0.31764	+++++		AVRG		0.29340		15.70876
68 1,3-dichloropropane	0.45261	0.50343	0.51189	0.49458	0.49010	0.47683					
	0.48236	0.47469	0.44380	0.43782	+++++		AVRG		0.47681		5.26043

FORM VI-NJ-8260

VOLATILE ORGANICS ORGANICS INITIAL CALIBRATION DATA

Lab Name: Alpha Analytical Labs

SDG No.: L1421110

Instrument ID: VOA108.I Calibration Date(s): 02-SEP-2014 03-SEP-2014

Calibration Times: 23:07 03:47

Compound	5.0000 Level 1	20.0000 Level 2	100.0000 Level 3	300.0000 Level 4	500.0000 Level 5	800.0000 Level 6	Curve	Coefficients b	m1	m2	%RSD or R^2	
	1000.0000 Level 7	1200.0000 Level 8	1600.0000 Level 9	2000.0000 Level 10	2.0000 Level 11							
69 Heptane	+++++	+++++	+++++	+++++	+++++	+++++						
	+++++	+++++	+++++	+++++	+++++		AVRG		0.000e+000		0.000e+000	<-
70 1,2-dibromoethane	0.22286	0.24814	0.25564	0.25409	0.25904	0.25720						
	0.26651	0.26597	0.25202	0.25309	+++++		AVRG		0.25346		4.82087	
71 2-hexanone	+++++	0.12637	0.14131	0.15332	0.16331	0.16092						
	0.16117	0.15511	0.14128	0.13672	+++++		AVRG		0.14883		8.67194	
73 chlorobenzene	0.88872	1.00292	1.00971	0.96531	0.96160	0.93546						
	0.96060	0.96019	0.90433	0.88015	+++++		AVRG		0.94690		4.69500	
74 ethyl benzene	1.49463	1.76176	1.86787	1.79547	1.75375	1.67490						
	1.70743	1.69138	1.56466	1.48349	+++++		AVRG		1.67953		7.63364	
75 1,1,1,2-tetrachloroethane	0.23461	0.29421	0.32560	0.32511	0.32886	0.32551						
	0.33465	0.33696	0.32048	0.31629	+++++		AVRG		0.31423		9.66801	
76 p/m xylene	0.52561	0.65015	0.71870	0.68931	0.67101	0.64045						
	0.63999	0.61865	0.54666	0.50515	+++++		AVRG		0.62057		11.56415	

FORM VI-NJ-8260

VOLATILE ORGANICS ORGANICS INITIAL CALIBRATION DATA

Lab Name: Alpha Analytical Labs

SDG No.: L1421110

Instrument ID: VOA108.I Calibration Date(s): 02-SEP-2014 03-SEP-2014

Calibration Times: 23:07 03:47

Compound	5.0000 Level 1	20.0000 Level 2	100.0000 Level 3	300.0000 Level 4	500.0000 Level 5	800.0000 Level 6	Curve	Coefficients b	m1	m2	%RSD or R^2
	1000.0000 Level 7	1200.0000 Level 8	1600.0000 Level 9	2000.0000 Level 10	2.0000 Level 11						
77 o xylene	0.44831	0.60091	0.67300	0.64538	0.62963	0.59649					
	0.59476	0.57376	0.50643	0.47233	+++++		AVRG		0.57410		13.02886
78 styrene	0.73126	0.98881	1.15045	1.06761	1.06396	0.99583					
	0.98200	0.94285	0.81875	0.75505	+++++		AVRG		0.94966		14.67350
79 bromoform	0.19139	0.21628	0.27874	0.30841	0.32902	0.32890					
	0.33813	0.33387	0.31587	0.30946	+++++		AVRG		0.29501		17.39430
80 isopropylbenzene	2.51416	3.19576	3.50158	3.46335	3.42817	3.26757					
	3.25055	3.18369	2.95379	2.77399	+++++		AVRG		3.15326		10.08645
82 bromobenzene	0.67705	0.68348	0.70883	0.70305	0.70638	0.67685					
	0.69736	0.69485	0.66983	0.65550	+++++		AVRG		0.68732		2.55661
83 n-propylbenzene	3.48679	4.14325	4.28398	4.12986	4.02892	3.79786					
	3.74485	3.62331	3.32296	3.07042	+++++		AVRG		3.76322		10.45035
84 1,4-dichloro-2-butane	1.06955	1.15286	1.15461	1.08782	1.06735	0.99094					
	0.96270	0.90825	0.80753	0.74617	+++++		AVRG		0.99478		14.03568

FORM VI-NJ-8260

VOLATILE ORGANICS ORGANICS INITIAL CALIBRATION DATA

Lab Name: Alpha Analytical Labs

SDG No.: L1421110

Instrument ID: VOA108.I Calibration Date(s): 02-SEP-2014 03-SEP-2014

Calibration Times: 23:07 03:47

Compound	5.0000 Level 1	20.0000 Level 2	100.0000 Level 3	300.0000 Level 4	500.0000 Level 5	800.0000 Level 6	Curve	Coefficients b	m1	m2	%RSD or R^2	
	1000.0000 Level 7	1200.0000 Level 8	1600.0000 Level 9	2000.0000 Level 10	2.0000 Level 11							
85 1,1,2,2,-tetrachloroethane	0.65188	0.66416	0.67011	0.63431	0.62071	0.58315						
	0.58457	0.57431	0.53599	0.52526	+++++		AVRG		0.60445		8.54288	
86 4-ethyltoluene	2.83932	3.53020	3.71546	3.64011	3.56785	3.37338						
	3.36852	3.28529	3.01764	2.81349	+++++		AVRG		3.31513		9.79865	
87 Butyl Acetate	+++++	+++++	+++++	+++++	+++++	+++++						
	+++++	+++++	+++++	+++++	+++++		AVRG		0.000e+000		0.000e+000	<-
88 2-chlorotoluene	2.36117	2.59097	2.56420	2.44298	2.39148	2.25827						
	2.25714	2.18474	2.02744	1.85984	+++++		AVRG		2.29382		9.97872	
89 1,3,5-trimethybenzene	2.33822	2.85862	2.97189	2.84981	2.81102	2.67512						
	2.63899	2.57379	2.35633	2.19626	+++++		AVRG		2.62700		9.85803	
90 1,2,3-trichloropropane	0.55431	0.58479	0.56884	0.51539	0.50606	0.46679						
	0.45587	0.42885	0.38247	0.35083	+++++		AVRG		0.48142		16.36698	
91 trans-1,4-dichloro-2-butene	0.15144	0.18553	0.18862	0.18798	0.19127	0.17793						
	0.17634	0.16832	0.15336	0.14654	+++++		AVRG		0.17273		9.77695	

FORM VI-NJ-8260

VOLATILE ORGANICS ORGANICS INITIAL CALIBRATION DATA

Lab Name: Alpha Analytical Labs

SDG No.: L1421110

Instrument ID: VOA108.I Calibration Date(s): 02-SEP-2014 03-SEP-2014

Calibration Times: 23:07 03:47

Compound	5.0000 Level 1	20.0000 Level 2	100.0000 Level 3	300.0000 Level 4	500.0000 Level 5	800.0000 Level 6	Curve	Coefficients b	m1	m2	%RSD or R^2
	1000.0000 Level 7	1200.0000 Level 8	1600.0000 Level 9	2000.0000 Level 10	2.0000 Level 11						
92 4-chorotoluene	2.15918	2.49083	2.57150	2.46176	2.40847	2.27779					
	2.26807	2.21433	2.06248	1.94646	+++++		AVRG		2.28609		8.70238
93 tert-butylbenzene	1.79892	2.22074	2.45774	2.40311	2.37639	2.29203					
	2.28982	2.26730	2.10912	1.99684	+++++		AVRG		2.22120		9.08139
94 1,2,4-trimethylbenzene	2.18877	2.74357	2.97597	2.82383	2.82542	2.71168					
	2.69592	2.63538	2.43920	2.29627	+++++		AVRG		2.63360		9.48631
95 sec-butylbenzene	2.79186	3.64660	3.89411	3.73575	3.73145	3.57340					
	3.52136	3.45884	3.17409	2.95418	+++++		AVRG		3.44816		10.46635
96 p-isopropyltoluene	2.09384	2.75552	3.11860	3.07763	3.08601	2.99796					
	2.96794	2.93089	2.69841	2.52264	+++++		AVRG		2.82494		11.35816
97 1,3-dichlorobenzene	1.34505	1.40965	1.50161	1.41930	1.44156	1.41694					
	1.44189	1.42470	1.35255	1.30470	+++++		AVRG		1.40580		4.05094
99 1,4-dichlorobenzene	1.46403	1.48766	1.48659	1.42102	1.42379	1.41152					
	1.42682	1.42413	1.34170	1.29905	+++++		AVRG		1.41863		4.19289

FORM VI-NJ-8260

VOLATILE ORGANICS ORGANICS INITIAL CALIBRATION DATA

Lab Name: Alpha Analytical Labs

SDG No.: L1421110

Instrument ID: VOA108.I Calibration Date(s): 02-SEP-2014 03-SEP-2014

Calibration Times: 23:07 03:47

Compound	5.0000 Level 1	20.0000 Level 2	100.0000 Level 3	300.0000 Level 4	500.0000 Level 5	800.0000 Level 6	Curve	Coefficients b	m1	m2	%RSD or R^2
	1000.0000 Level 7	1200.0000 Level 8	1600.0000 Level 9	2000.0000 Level 10	2.0000 Level 11						
100 p-Diethylbenzene	+++++	1.61196	1.83369	1.82721	1.85010	1.80021					
	1.78156	1.76796	1.62032	1.52183	+++++		AVRG		1.73498		6.84186
101 n-butylbenzene	2.26073	2.88584	3.00112	2.90817	2.93439	2.76926					
	2.70974	2.65005	2.38857	2.21184	+++++		AVRG		2.67197		10.81289
102 1,2-dichlorobenzene	1.18831	1.27814	1.33383	1.27617	1.28900	1.28483					
	1.30293	1.30240	1.23236	1.18908	+++++		AVRG		1.26771		3.85360
103 1,2,4,5-tetramethylbenzene	1.34394	1.89238	2.52152	2.67370	2.77027	2.64863					
	2.62501	2.65258	2.43239	2.28239	+++++		AVRG		2.38428		18.69602
104 1,2-dibromo-3-chloropropane	0.23201	0.25217	0.26301	0.26714	0.27203	0.25970					
	0.25632	0.25245	0.22985	0.21759	+++++		AVRG		0.25023		7.13995
105 1,3,5-trichlorobenzene	0.70862	0.79873	0.85606	0.89120	0.91925	0.90052					
	0.91919	0.94716	0.89628	0.86733	+++++		AVRG		0.87043		8.05047
106 hexachlorobutadiene	0.29758	0.31341	0.32507	0.34127	0.36062	0.35741					
	0.36369	0.38530	0.36945	0.36531	+++++		AVRG		0.34791		7.99026

FORM VI-NJ-8260

VOLATILE ORGANICS ORGANICS INITIAL CALIBRATION DATA

Lab Name: Alpha Analytical Labs

SDG No.: L1421110

Instrument ID: VOA108.I Calibration Date(s): 02-SEP-2014 03-SEP-2014

Calibration Times: 23:07 03:47

Compound	5.0000 Level 1	20.0000 Level 2	100.0000 Level 3	300.0000 Level 4	500.0000 Level 5	800.0000 Level 6	Curve	Coefficients b	m1	m2	%RSD or R^2	
	1000.0000 Level 7	1200.0000 Level 8	1600.0000 Level 9	2000.0000 Level 10	2.0000 Level 11							
107 1,2,4-trichlorobenzene	+++++	0.57736	0.68217	0.74922	0.79532	0.77781						
	0.79076	0.81960	0.77748	0.76393	+++++		AVRG		0.74819		9.98615	
108 naphthalene	4312	19701	166872	582199	1092836	1849505						
	2376461	3136409	4249363	5392441	+++++		WLINR	0.04121	1.79159		0.99881	
109 1,2,3-trichlorobenzene	+++++	0.53145	0.61178	0.65207	0.68955	0.65961						
	0.69046	0.71796	0.68084	0.67125	+++++		AVRG		0.65611		8.43438	
185 n-butanol	+++++	+++++	+++++	+++++	+++++	+++++						
	+++++	+++++	+++++	+++++	+++++		AVRG		0.000e+000		0.000e+000	<-
186 Camphor	+++++	+++++	+++++	+++++	+++++	+++++						
	+++++	+++++	+++++	+++++	+++++		AVRG		0.000e+000		0.000e+000	<-
$ 36 dibromofluoromethane	0.25095	0.25312	0.25362	0.25505	0.25513	0.26100						
	0.25881	0.26032	0.25984	0.25841	0.24870		AVRG		0.25590		1.59444	
$ 42 1,2-dichloroethane-d4	0.35047	0.35195	0.34516	0.32727	0.32699	0.32716						
	0.32170	0.31389	0.31403	0.30662	0.34679		AVRG		0.33018		4.85206	

FORM VI-NJ-8260

VOLATILE ORGANICS ORGANICS INITIAL CALIBRATION DATA

Lab Name: Alpha Analytical Labs

SDG No.: L1421110

Instrument ID: VOA108.I Calibration Date(s): 02-SEP-2014 03-SEP-2014

Calibration Times: 23:07 03:47

Compound	5.0000 Level 1	20.0000 Level 2	100.0000 Level 3	300.0000 Level 4	500.0000 Level 5	800.0000 Level 6	Curve	Coefficients b	m1	m2	%RSD or R^2
	1000.0000 Level 7	1200.0000 Level 8	1600.0000 Level 9	2000.0000 Level 10	2.0000 Level 11						
$ 58 toluene-d8	1.38736	1.38868	1.35125	1.33643	1.33664	1.33837					
	1.34580	1.33665	1.33265	1.34713	1.38419		AVRG		1.35319		1.64468
$ 81 4-bromofluorobenzene	1.10056	1.05060	1.00803	1.02414	1.01833	0.99117					
	0.97000	0.94972	0.96092	0.96044	1.07472		AVRG		1.00988		4.92784

FORM VI-NJ-8260

6A

VOLATILE ORGANICS ORGANICS INITIAL CALIBRATION DATA

Lab Name: Alpha Analytical Labs

SDG No.: L1421110

Instrument ID: VOA108.I Calibration Date(s): 02-SEP-2014 03-SEP-2014

Calibration Times: 23:07 03:47

Curve	Formula	Units
Averaged	Amt = Rsp/m1	Response
Wt Linear	Amt = b + Rsp/m1	Response
Quad	Amt = b + m1*Rsp + m2*Rsp^2	Response

FORM VI-NJ-8260

VOLATILE ORGANICS ORGANICS INITIAL CALIBRATION DATA

Lab Name: Alpha Analytical Labs

SDG No.: L1421110

Instrument ID: VOA105.I Calibration Date(s): 03-SEP-2014 04-SEP-2014

Calibration Times: 20:00 00:38

Calibration File Names:

Level 1: \\Orgserv2\ff\chem\GCMSVOA\Voa105.i\140903.b\0903A04.D
Level 2: \\Orgserv2\ff\chem\GCMSVOA\Voa105.i\140903.b\0903A05.D
Level 3: \\Orgserv2\ff\chem\GCMSVOA\Voa105.i\140903.b\0903A06.D
Level 4: \\Orgserv2\ff\chem\GCMSVOA\Voa105.i\140903.b\0903A07.D
Level 5: \\Orgserv2\ff\chem\GCMSVOA\Voa105.i\140903.b\0903A08.D
Level 6: \\Orgserv2\ff\chem\GCMSVOA\Voa105.i\140903.b\0903A09.D
Level 7: \\Orgserv2\ff\chem\GCMSVOA\Voa105.i\140903.b\0903A10.D
Level 8: \\Orgserv2\ff\chem\GCMSVOA\Voa105.i\140903.b\0903A11.D
Level 9: \\Orgserv2\ff\chem\GCMSVOA\Voa105.i\140903.b\0903A12.D
Level 10: \\Orgserv2\ff\chem\GCMSVOA\Voa105.i\140903.b\0903A13.D
Level 11: \\Orgserv2\ff\chem\GCMSVOA\Voa105.i\140903.b\0903A03.D

Compound	5.0000 Level 1	20.0000 Level 2	100.0000 Level 3	300.0000 Level 4	500.0000 Level 5	800.0000 Level 6	Curve	Coefficients b	m1	m2	%RSD or R^2
	1000.0000 Level 7	1200.0000 Level 8	1600.0000 Level 9	2000.0000 Level 10	2.0000 Level 11						
1 dichlorodifluoromethane	0.11918	0.19050	0.21959	0.20105	0.20245	0.17958					
	0.17171	0.17516	0.17166	0.16064	+++++		AVRG		0.17915		15.40381
2 chloromethane	0.37943	0.40138	0.43413	0.41607	0.37299	0.38093					
	0.39813	0.40208	0.43737	0.39603	+++++		AVRG		0.40185		5.45638

FORM VI-NJ-8260

VOLATILE ORGANICS ORGANICS INITIAL CALIBRATION DATA

Lab Name: Alpha Analytical Labs

SDG No.: L1421110

Instrument ID: VOA105.I Calibration Date(s): 03-SEP-2014 04-SEP-2014

Calibration Times: 20:00 00:38

Compound	5.0000 Level 1	20.0000 Level 2	100.0000 Level 3	300.0000 Level 4	500.0000 Level 5	800.0000 Level 6	Curve	Coefficients b	m1	m2	%RSD or R^2
	1000.0000 Level 7	1200.0000 Level 8	1600.0000 Level 9	2000.0000 Level 10	2.0000 Level 11						
3 vinyl chloride	0.29535	0.36943	0.39503	0.38112	0.38991	0.35797					
	0.36426	0.38825	0.38349	0.35391	0.25490		AVRG		0.35760		12.26221
4 bromomethane	0.10665	0.12516	0.13920	0.14691	0.14826	0.13992					
	0.15131	0.15262	0.14825	0.12750	+++++		AVRG		0.13858		10.59604
5 chloroethane	0.18978	0.24005	0.25027	0.21652	0.19956	0.15707					
	+++++	+++++	+++++	+++++	+++++		AVRG		0.20888		16.41676
6 trichlorofluoromethane	+++++	0.31932	0.34021	0.31538	0.31889	0.26770					
	0.25445	0.24793	0.23600	0.21179	+++++		AVRG		0.27908		16.19844
7 ethyl ether	0.09648	0.10605	0.11484	0.11417	0.11121	0.10836					
	0.11505	0.11578	0.12161	0.11550	+++++		AVRG		0.11191		6.18446
8 1,1,-dichloroethene	0.18084	0.21641	0.22975	0.21811	0.22238	0.20602					
	0.21181	0.22048	0.22766	0.21558	+++++		AVRG		0.21490		6.45540
9 carbon disulfide	0.52375	0.97874	0.66316	0.67675	0.71178	0.68082					
	0.71929	0.81219	0.81693	0.73656	+++++		AVRG		0.73200		16.34882

FORM VI-NJ-8260

VOLATILE ORGANICS ORGANICS INITIAL CALIBRATION DATA

Lab Name: Alpha Analytical Labs

SDG No.: L1421110

Instrument ID: VOA105.I Calibration Date(s): 03-SEP-2014 04-SEP-2014

Calibration Times: 20:00 00:38

Compound	5.0000 Level 1	20.0000 Level 2	100.0000 Level 3	300.0000 Level 4	500.0000 Level 5	800.0000 Level 6	Curve	Coefficients b	m1	m2	%RSD or R^2	
	1000.0000 Level 7	1200.0000 Level 8	1600.0000 Level 9	2000.0000 Level 10	2.0000 Level 11							
10 freon-113	0.18396	0.22558	0.25061	0.23751	0.24119	0.21470						
	0.21697	0.22702	0.21785	0.19409	+++++		AVRG		0.22095		9.27126	
11 methylene chloride	0.25774	0.28350	0.29870	0.28889	0.29346	0.28182						
	0.28855	0.29653	0.30595	0.29978	+++++		AVRG		0.28949		4.65023	
12 acrolein	+++++	+++++	+++++	+++++	+++++	+++++						
	+++++	+++++	+++++	+++++	+++++		AVRG		0.000e+000		0.000e+000	
13 acetone	+++++	0.05482	0.05166	0.05045	0.05097	0.05084						
	0.05393	0.05177	0.05293	0.04982	+++++		AVRG		0.05191		3.20821	<-
14 trans-1,2-dichloroethene	0.21729	0.23808	0.25617	0.24872	0.25721	0.23693						
	0.24380	0.24959	0.25241	0.24687	+++++		AVRG		0.24471		4.81303	
15 Methyl Acetate	+++++	0.12641	0.12644	0.14029	0.14063	0.14147						
	0.15923	0.14613	0.15307	0.14567	+++++		AVRG		0.14215		7.62467	
16 methyl tert butyl ether	0.37868	0.41190	0.44843	0.46521	0.46509	0.45301						
	0.47258	0.45665	0.45378	0.44570	+++++		AVRG		0.44510		6.42284	

FORM VI-NJ-8260

VOLATILE ORGANICS ORGANICS INITIAL CALIBRATION DATA

Lab Name: Alpha Analytical Labs

SDG No.: L1421110

Instrument ID: VOA105.I Calibration Date(s): 03-SEP-2014 04-SEP-2014

Calibration Times: 20:00 00:38

Compound	5.0000 Level 1	20.0000 Level 2	100.0000 Level 3	300.0000 Level 4	500.0000 Level 5	800.0000 Level 6	Curve	Coefficients b	m1	m2	%RSD or R^2	
	1000.0000 Level 7	1200.0000 Level 8	1600.0000 Level 9	2000.0000 Level 10	2.0000 Level 11							
17 Tert-Butyl Alcohol	+++++	0.00955	0.01184	0.01250	0.01283	0.01288						
	0.01375	0.01307	0.01289	0.01286	+++++		AVRG		0.01246		9.65557	<-
18 Diisopropyl Ether	0.83109	0.89552	0.97417	0.99276	1.03699	1.02293						
	1.10271	1.13208	1.16122	1.11001	+++++		AVRG		1.02595		10.34701	
19 1,1-dichloroethane	0.38499	0.44739	0.46673	0.46308	0.48076	0.45642						
	0.47879	0.49509	0.51196	0.50851	+++++		AVRG		0.46937		7.79351	
20 halothane	0.13687	0.16330	0.17648	0.17476	0.18390	0.16923						
	0.17314	0.17429	0.17077	0.16615	+++++		AVRG		0.16889		7.47009	
21 acrylonitrile	0.04777	0.05964	0.06772	0.07096	0.06924	0.06901						
	0.07307	0.06946	0.06978	0.06600	+++++		AVRG		0.06626		11.19662	<-
22 Ethyl-Tert-Butyl-Ether	0.62016	0.65218	0.72700	0.75981	0.78778	0.77528						
	0.83332	0.84537	0.87786	0.83831	+++++		AVRG		0.77171		10.97760	
23 vinyl acetate	0.32584	0.38153	0.49425	0.56646	0.58737	0.59286						
	0.63615	0.61844	0.62168	0.58773	+++++		AVRG		0.54123		19.77976	

FORM VI-NJ-8260

VOLATILE ORGANICS ORGANICS INITIAL CALIBRATION DATA

Lab Name: Alpha Analytical Labs

SDG No.: L1421110

Instrument ID: VOA105.I Calibration Date(s): 03-SEP-2014 04-SEP-2014

Calibration Times: 20:00 00:38

Compound	5.0000 Level 1	20.0000 Level 2	100.0000 Level 3	300.0000 Level 4	500.0000 Level 5	800.0000 Level 6	Curve	Coefficients b	m1	m2	%RSD or R^2
	1000.0000 Level 7	1200.0000 Level 8	1600.0000 Level 9	2000.0000 Level 10	2.0000 Level 11						
24 cis-1,2-dichloroethene	0.23504	0.26345	0.28298	0.27525	0.28357	0.26657					
	0.27589	0.27968	0.28765	0.28494	+++++		AVRG		0.27350		5.71301
25 2,2-dichloropropane	0.19547	0.22837	0.26139	0.26551	0.27997	0.26390					
	0.27342	0.27957	0.28008	0.27299	+++++		AVRG		0.26007		10.52676
26 Cyclohexane	0.41466	0.48281	0.53481	0.52278	0.55262	0.52027					
	0.55727	0.58616	0.57581	0.52416	+++++		AVRG		0.52714		9.41315
27 bromochloromethane	0.09879	0.11115	0.12381	0.12700	0.12942	0.12279					
	0.12635	0.12760	0.12792	0.11478	+++++		AVRG		0.12096		8.11566
28 chloroform	0.32258	0.36623	0.38668	0.37576	0.37985	0.34924					
	0.35217	0.35022	0.34534	0.33783	+++++		AVRG		0.35659		5.65226
29 Ethyl Acetate	+++++	0.16375	0.18578	0.19557	0.19211	0.19042					
	0.20107	0.18896	0.18777	0.18173	+++++		AVRG		0.18746		5.59886
30 carbontetrachloride	0.16600	0.21027	0.24850	0.25114	0.26543	0.24811					
	0.25735	0.26235	0.25940	0.25130	+++++		AVRG		0.24198		12.72497

FORM VI-NJ-8260

VOLATILE ORGANICS ORGANICS INITIAL CALIBRATION DATA

Lab Name: Alpha Analytical Labs

SDG No.: L1421110

Instrument ID: VOA105.I Calibration Date(s): 03-SEP-2014 04-SEP-2014

Calibration Times: 20:00 00:38

Compound	5.0000 Level 1	20.0000 Level 2	100.0000 Level 3	300.0000 Level 4	500.0000 Level 5	800.0000 Level 6	Curve	Coefficients b	m1	m2	%RSD or R^2
	1000.0000 Level 7	1200.0000 Level 8	1600.0000 Level 9	2000.0000 Level 10	2.0000 Level 11						
31 tetrahydrofuran	+++++	0.06283	0.06888	0.07048	0.06978	0.06603					
	0.07116	0.06525	0.06581	0.06249	+++++		AVRG		0.06697		4.83255
33 1,1,1-trichloroethane	0.23775	0.27487	0.30609	0.29854	0.31125	0.28390					
	0.28804	0.28963	0.28482	0.27272	+++++		AVRG		0.28476		7.24821
34 2-butanone	+++++	0.08426	0.08491	0.08811	0.08700	0.08249					
	0.08771	0.08044	0.07987	0.07687	+++++		AVRG		0.08352		4.66259
35 1,1-dichloropropene	0.24737	0.30339	0.32187	0.32023	0.32956	0.30172					
	0.30877	0.31319	0.31341	0.30351	+++++		AVRG		0.30630		7.37369
36 benzene	0.84105	0.93954	0.98397	0.97236	0.99807	0.94160					
	0.98678	1.03812	1.09562	1.05862	+++++		AVRG		0.98557		7.21292
37 Tertiary-Amyl Methyl Ether	0.38329	0.44560	0.49720	0.53100	0.54365	0.53349					
	0.56225	0.55330	0.58157	0.57359	+++++		AVRG		0.52049		12.00854
39 1,2-dichloroethane	0.25523	0.26921	0.27667	0.28012	0.28309	0.27277					
	0.28522	0.28225	0.28734	0.28020	+++++		AVRG		0.27721		3.42491

FORM VI-NJ-8260

VOLATILE ORGANICS ORGANICS INITIAL CALIBRATION DATA

Lab Name: Alpha Analytical Labs

SDG No.: L1421110

Instrument ID: VOA105.I Calibration Date(s): 03-SEP-2014 04-SEP-2014

Calibration Times: 20:00 00:38

Compound	5.0000 Level 1	20.0000 Level 2	100.0000 Level 3	300.0000 Level 4	500.0000 Level 5	800.0000 Level 6	Curve	Coefficients b	m1	m2	%RSD or R^2	
	1000.0000 Level 7	1200.0000 Level 8	1600.0000 Level 9	2000.0000 Level 10	2.0000 Level 11							
40 Acetonitrile	+++++	+++++	+++++	+++++	+++++	+++++						
	+++++	+++++	+++++	+++++	+++++		AVRG		0.000e+000		0.000e+000	<-
42 methyl cyclohexane	0.40308	0.49117	0.52551	0.51739	0.53972	0.52108						
	0.56654	0.60275	0.58379	0.51999	+++++		AVRG		0.52710		10.48853	
43 trichloroethene	0.21085	0.24670	0.25802	0.25793	0.26521	0.25351						
	0.27532	0.28461	0.27398	0.24406	+++++		AVRG		0.25702		8.06872	
44 Hexane	+++++	+++++	+++++	+++++	+++++	+++++						
	+++++	+++++	+++++	+++++	+++++		AVRG		0.000e+000		0.000e+000	<-
45 dibromomethane	0.09953	0.11683	0.12965	0.13370	0.13568	0.13409						
	0.14100	0.13946	0.14890	0.15023	+++++		AVRG		0.13291		11.37492	
46 1,2-dichloropropane	0.23098	0.26609	0.28701	0.29124	0.30140	0.29116						
	0.30682	0.31647	0.33648	0.33320	+++++		AVRG		0.29608		10.58311	
47 bromodichloromethane	0.19439	0.23713	0.27816	0.29420	0.30611	0.29451						
	0.30464	0.30435	0.30949	0.30610	+++++		AVRG		0.28291		13.39798	

FORM VI-NJ-8260

VOLATILE ORGANICS ORGANICS INITIAL CALIBRATION DATA

Lab Name: Alpha Analytical Labs

SDG No.: L1421110

Instrument ID: VOA105.I Calibration Date(s): 03-SEP-2014 04-SEP-2014

Calibration Times: 20:00 00:38

Compound	5.0000 Level 1	20.0000 Level 2	100.0000 Level 3	300.0000 Level 4	500.0000 Level 5	800.0000 Level 6	Curve	Coefficients b	m1	m2	%RSD or R^2	
	1000.0000 Level 7	1200.0000 Level 8	1600.0000 Level 9	2000.0000 Level 10	2.0000 Level 11							
48 methyl methylacrylate	+++++	+++++	+++++	+++++	+++++	+++++						
	+++++	+++++	+++++	+++++	+++++		AVRG		0.000e+000		0.000e+000	<-
49 1,4-Dioxane	0.00121	0.00159	0.00167	0.00176	0.00166	0.00164						
	0.00162	0.00153	0.00147	0.00140	+++++		AVRG		0.00155		10.16756	<-
51 2-Chloroethylvinyl ether	0.09025	0.09873	0.12043	0.13395	0.13827	0.14283						
	0.15265	0.15090	0.16052	0.16623	+++++		AVRG		0.13547		18.72604	
52 cis-1,3-dichloropropene	0.24304	0.29125	0.34961	0.38437	0.40838	0.40307						
	0.42453	0.43580	0.47321	0.47603	+++++		AVRG		0.38893		19.37888	
54 toluene	0.72193	0.77753	0.80092	0.75393	0.76093	0.71065						
	0.75506	0.76977	0.78073	0.72498	+++++		AVRG		0.75564		3.81763	
55 tetrachloroethene	0.27987	0.30904	0.32239	0.31217	0.32064	0.29499						
	0.30416	0.31119	0.30962	0.28477	+++++		AVRG		0.30489		4.65875	
56 4-methyl-2-pentanone	442	2766	16570	61965	104780	205215						
	307896	375852	539675	673373	+++++		WLINR	0.05856	0.08069		0.99495	<-

FORM VI-NJ-8260

VOLATILE ORGANICS ORGANICS INITIAL CALIBRATION DATA

Lab Name: Alpha Analytical Labs

SDG No.: L1421110

Instrument ID: VOA105.I Calibration Date(s): 03-SEP-2014 04-SEP-2014

Calibration Times: 20:00 00:38

Compound	5.0000 Level 1	20.0000 Level 2	100.0000 Level 3	300.0000 Level 4	500.0000 Level 5	800.0000 Level 6	Curve	Coefficients b	m1	m2	%RSD or R^2	
	1000.0000 Level 7	1200.0000 Level 8	1600.0000 Level 9	2000.0000 Level 10	2.0000 Level 11							
57 trans-1,3-dichloropropene	0.22285	0.27143	0.34581	0.36693	0.36893	0.34201						
	0.34501	0.33032	0.34366	0.33653	+++++		AVRG		0.32735		13.87618	
59 ethyl-methacrylate	0.18269	0.22425	0.27747	0.29896	0.29640	0.28807						
	0.30954	0.29748	0.30673	0.29251	+++++		AVRG		0.27741		14.84340	
60 1,1,2-trichloroethane	0.17896	0.19637	0.21105	0.20412	0.20067	0.18555						
	0.19267	0.18576	0.19051	0.17938	+++++		AVRG		0.19250		5.51346	
61 chlorodibromomethane	0.16023	0.20353	0.25914	0.27699	0.28314	0.27174						
	0.27218	0.25935	0.26736	0.26665	+++++		AVRG		0.25203		15.49062	
62 1,3-dichloropropane	0.35893	0.39421	0.41245	0.41006	0.40136	0.37483						
	0.37577	0.35490	0.37018	0.37280	+++++		AVRG		0.38255		5.38323	
63 Heptane	+++++	+++++	+++++	+++++	+++++	+++++						
	+++++	+++++	+++++	+++++	+++++		AVRG		0.000e+000		0.000e+000	<-
64 1,2-dibromoethane	0.19878	0.22359	0.24848	0.25047	0.24842	0.23407						
	0.23338	0.21754	0.21911	0.21910	+++++		AVRG		0.22929		7.31351	

FORM VI-NJ-8260

VOLATILE ORGANICS ORGANICS INITIAL CALIBRATION DATA

Lab Name: Alpha Analytical Labs

SDG No.: L1421110

Instrument ID: VOA105.I Calibration Date(s): 03-SEP-2014 04-SEP-2014

Calibration Times: 20:00 00:38

Compound	5.0000 Level 1	20.0000 Level 2	100.0000 Level 3	300.0000 Level 4	500.0000 Level 5	800.0000 Level 6	Curve	Coefficients b	m1	m2	%RSD or R^2
	1000.0000 Level 7	1200.0000 Level 8	1600.0000 Level 9	2000.0000 Level 10	2.0000 Level 11						
65 2-hexanone	0.10253	0.11470	0.13988	0.15117	0.14979	0.14709					
	0.14988	0.13753	0.14024	0.14014	+++++		AVRG		0.13730		11.75984
67 chlorobenzene	0.89148	0.96712	1.01777	1.01256	1.02137	0.98015					
	1.02100	1.00234	0.92782	0.82737	+++++		AVRG		0.96690		6.78019
68 ethyl benzene	1.43539	1.57825	1.65435	1.63046	1.66269	1.61652					
	1.64441	1.56237	1.37116	1.17681	+++++		AVRG		1.53324		10.33376
69 1,1,1,2-tetrachloroethane	0.21158	0.25135	0.29990	0.30822	0.30838	0.27019					
	0.26472	0.25599	0.23925	0.21779	+++++		AVRG		0.26274		13.27985
70 p/m xylene	0.57572	0.67309	0.71434	0.70436	0.73337	0.65345					
	0.59267	0.52633	+++++	+++++	+++++		AVRG		0.64667		11.48324
71 o xylene	0.57356	0.65263	0.70903	0.72800	0.79395	0.70112					
	0.63549	0.56684	0.46203	+++++	+++++		AVRG		0.64696		15.56537
72 styrene	0.87009	1.03190	1.16173	1.20279	1.24883	1.02114					
	0.88360	0.76215	+++++	+++++	+++++		AVRG		1.02278		17.07574

FORM VI-NJ-8260

VOLATILE ORGANICS ORGANICS INITIAL CALIBRATION DATA

Lab Name: Alpha Analytical Labs

SDG No.: L1421110

Instrument ID: VOA105.I Calibration Date(s): 03-SEP-2014 04-SEP-2014

Calibration Times: 20:00 00:38

Compound	5.0000 Level 1	20.0000 Level 2	100.0000 Level 3	300.0000 Level 4	500.0000 Level 5	800.0000 Level 6	Curve	Coefficients b	m1	m2	%RSD or R^2
	1000.0000 Level 7	1200.0000 Level 8	1600.0000 Level 9	2000.0000 Level 10	2.0000 Level 11						
73 bromoform	843	4946	32833	121862	207687	357693					
	462675	536457	664718	760677	+++++		WLINR	0.04253	0.29207		0.99903
74 isopropylbenzene	2.58367	2.97912	3.13808	3.44232	3.80669	3.99730					
	4.25925	4.27055	4.22659	4.09886	+++++		AVRG		3.68024		16.49970
76 bromobenzene	0.63997	0.70129	0.76029	0.83964	0.88826	0.94968					
	1.02349	1.04098	1.05585	1.04797	+++++		AVRG		0.89474		17.23021
77 n-propylbenzene	3.40478	3.91027	4.08512	4.34405	4.89179	4.96698					
	5.05728	4.92843	4.65431	4.35897	+++++		AVRG		4.46020		12.13676
78 1,4-dichloro-2-butane	0.76972	0.84198	0.93722	1.01562	1.03703	1.10234					
	1.18598	1.15440	1.17732	1.17794	+++++		AVRG		1.03995		14.32000
79 1,1,2,2,-tetrachloroethane	0.47323	0.51503	0.56081	0.57427	0.55422	0.54181					
	0.58772	0.58337	0.62102	0.63092	+++++		AVRG		0.56424		8.35617
80 4-ethyltoluene	2.95671	3.44127	3.66384	3.82701	4.11215	3.95744					
	3.94694	3.85844	3.64015	3.39276	+++++		AVRG		3.67967		9.29547

FORM VI-NJ-8260

VOLATILE ORGANICS ORGANICS INITIAL CALIBRATION DATA

Lab Name: Alpha Analytical Labs

SDG No.: L1421110

Instrument ID: VOA105.I Calibration Date(s): 03-SEP-2014 04-SEP-2014

Calibration Times: 20:00 00:38

Compound	5.0000 Level 1	20.0000 Level 2	100.0000 Level 3	300.0000 Level 4	500.0000 Level 5	800.0000 Level 6	Curve	Coefficients b	m1	m2	%RSD or R^2
	1000.0000 Level 7	1200.0000 Level 8	1600.0000 Level 9	2000.0000 Level 10	2.0000 Level 11						
81 Butyl Acetate	+++++	+++++	+++++	+++++	+++++	+++++					
	+++++	+++++	+++++	+++++	+++++		AVRG		0.000e+000		0.000e+000
82 2-chlorotoluene	2.14485	2.29801	2.41266	2.40946	2.49128	2.49471					
	2.58046	2.55894	2.42683	2.31249	+++++		AVRG		2.41297		5.48373
83 1,3,5-trimethybenzene	2.27354	2.63396	2.83770	2.90341	3.07119	2.85546					
	2.79276	2.65376	2.46069	2.25316	+++++		AVRG		2.67356		10.19918
84 1,2,3-trichloropropane	0.34863	0.38662	0.42922	0.43646	0.43645	0.42308					
	0.42924	0.38028	0.38486	0.35927	+++++		AVRG		0.40141		8.29314
85 trans-1,4-dichloro-2-butene	543	2859	17892	65723	109017	189307					
	249809	288300	379340	441490	+++++		WLINR	0.04379	0.16210		0.99852
86 cyclohexanone	+++++	+++++	+++++	+++++	+++++	+++++					
	+++++	+++++	+++++	+++++	+++++		AVRG		0.000e+000		0.000e+000
87 4-chorotoluene	2.09695	2.30587	2.40464	2.41888	2.54639	2.53709					
	2.64724	2.64981	2.57778	2.47948	+++++		AVRG		2.46641		6.87337

FORM VI-NJ-8260

VOLATILE ORGANICS ORGANICS INITIAL CALIBRATION DATA

Lab Name: Alpha Analytical Labs

SDG No.: L1421110

Instrument ID: VOA105.I Calibration Date(s): 03-SEP-2014 04-SEP-2014

Calibration Times: 20:00 00:38

Compound	5.0000 Level 1	20.0000 Level 2	100.0000 Level 3	300.0000 Level 4	500.0000 Level 5	800.0000 Level 6	Curve	Coefficients b	m1	m2	%RSD or R^2
	1000.0000 Level 7	1200.0000 Level 8	1600.0000 Level 9	2000.0000 Level 10	2.0000 Level 11						
88 tert-butylbenzene	2.08103	2.46088	2.61827	2.73307	2.97984	2.89042					
	2.94134	2.90778	2.81771	2.70145	+++++		AVRG		2.71318		10.10256
89 1,2,4-trimethylbenzene	2.34872	2.70327	2.93696	3.04558	3.27969	3.11745					
	3.12082	3.01623	2.88734	2.70569	+++++		AVRG		2.91618		9.24519
90 sec-butylbenzene	3.32687	3.91606	4.16186	4.35718	4.70679	4.35854					
	4.31863	4.14079	3.87804	3.64020	+++++		AVRG		4.08050		9.81264
91 p-isopropyltoluene	2.71646	3.24219	3.51493	3.71958	3.98746	3.64666					
	3.61294	3.47816	3.29404	3.07546	+++++		AVRG		3.42879		10.52966
92 1,3-dichlorobenzene	1.45819	1.62001	1.72017	1.66567	1.70906	1.64636					
	1.66702	1.62619	1.55595	1.50024	+++++		AVRG		1.61689		5.35706
94 1,4-dichlorobenzene	1.53535	1.59926	1.70512	1.64502	1.67069	1.60785					
	1.63633	1.59410	1.53200	1.47949	+++++		AVRG		1.60052		4.30939
95 p-Diethylbenzene	1.57597	1.93528	2.17987	2.27850	2.41604	2.22746					
	2.22354	2.13245	2.04817	1.93690	+++++		AVRG		2.09542		11.26535

FORM VI-NJ-8260

VOLATILE ORGANICS ORGANICS INITIAL CALIBRATION DATA

Lab Name: Alpha Analytical Labs

SDG No.: L1421110

Instrument ID: VOA105.I Calibration Date(s): 03-SEP-2014 04-SEP-2014

Calibration Times: 20:00 00:38

Compound	5.0000 Level 1	20.0000 Level 2	100.0000 Level 3	300.0000 Level 4	500.0000 Level 5	800.0000 Level 6	Curve	Coefficients b	m1	m2	%RSD or R^2
	1000.0000 Level 7	1200.0000 Level 8	1600.0000 Level 9	2000.0000 Level 10	2.0000 Level 11						
96 n-butylbenzene	2.62308	3.07922	3.29628	3.40428	3.59591	3.32353					
	3.27340	3.10993	2.92501	2.71758	+++++		AVRG		3.13482		9.80218
97 1,2-dichlorobenzene	1.26296	1.38165	1.49247	1.46152	1.49150	1.48120					
	1.54643	1.51370	1.48457	1.44187	+++++		AVRG		1.45579		5.54139
98 1,2,4,5-tetramethylbenzene	1.99039	2.57729	2.97617	3.14528	3.43936	3.30106					
	3.31554	3.22901	3.18222	3.06746	+++++		AVRG		3.02238		14.32946
99 1,2-dibromo-3-chloropropane	0.13263	0.17747	0.18887	0.20088	0.21480	0.22192					
	0.23295	0.22863	0.23484	0.23532	+++++		AVRG		0.20683		15.93003
100 1,3,5-trichlorobenzene	0.73076	0.84459	0.94864	0.96951	1.00123	1.00526					
	1.03786	1.00933	0.98344	0.96388	+++++		AVRG		0.94945		9.79153
101 hexachlorobutadiene	0.19933	0.24000	0.24686	0.26291	0.27559	0.27648					
	0.30413	0.32029	0.33108	0.33361	+++++		AVRG		0.27903		15.67230
102 1,2,4-trichlorobenzene	0.44382	0.52099	0.55383	0.59830	0.59402	0.58858					
	0.64226	0.63488	0.65385	0.64012	+++++		AVRG		0.58707		11.18032

FORM VI-NJ-8260

VOLATILE ORGANICS ORGANICS INITIAL CALIBRATION DATA

Lab Name: Alpha Analytical Labs

SDG No.: L1421110

Instrument ID: VOA105.I Calibration Date(s): 03-SEP-2014 04-SEP-2014

Calibration Times: 20:00 00:38

Compound	5.0000 Level 1	20.0000 Level 2	100.0000 Level 3	300.0000 Level 4	500.0000 Level 5	800.0000 Level 6	Curve	Coefficients b	m1	m2	%RSD or R^2	
	1000.0000 Level 7	1200.0000 Level 8	1600.0000 Level 9	2000.0000 Level 10	2.0000 Level 11							
103 naphthalene	+++++	0.75846	0.86357	0.95291	0.93812	0.98238						
	1.09144	1.05736	1.17000	1.20036	+++++		AVRG		1.00162		14.29407	
104 1,2,3-trichlorobenzene	0.27724	0.28935	0.30903	0.34249	0.34832	0.36049						
	0.40318	0.39485	0.41799	0.41089	+++++		AVRG		0.35538		14.43962	
186 iodomethane	1014	6384	49151	220327	392870	746296						
	1010561	1293769	1837202	2284757	+++++		WLINR	0.06995	0.27703		0.99627	
187 n-butanol	+++++	+++++	+++++	+++++	+++++	+++++						
	+++++	+++++	+++++	+++++	+++++		AVRG		0.000e+000		0.000e+000	<-
$ 32 dibromofluoromethane	0.22561	0.22832	0.23258	0.23329	0.23374	0.22910						
	0.22538	0.22197	0.21544	0.20735	0.22185		AVRG		0.22497		3.59133	
$ 38 1,2-dichloroethane-d4	0.21168	0.22110	0.21533	0.21406	0.21537	0.22109						
	0.21417	0.21313	0.21468	0.20857	0.21547		AVRG		0.21497		1.69201	
$ 53 toluene-d8	1.20974	1.20016	1.18405	1.11962	1.09770	1.06186						
	1.03363	1.00722	1.02314	1.04730	1.19760		AVRG		1.10746		7.08688	

FORM VI-NJ-8260

6A

VOLATILE ORGANICS ORGANICS INITIAL CALIBRATION DATA

Lab Name: Alpha Analytical Labs

SDG No.: L1421110

Instrument ID: VOA105.I Calibration Date(s): 03-SEP-2014 04-SEP-2014

Calibration Times: 20:00 00:38

Compound	5.0000 Level 1	20.0000 Level 2	100.0000 Level 3	300.0000 Level 4	500.0000 Level 5	800.0000 Level 6	Curve	Coefficients b	m1	m2	%RSD or R^2
	1000.0000 Level 7	1200.0000 Level 8	1600.0000 Level 9	2000.0000 Level 10	2.0000 Level 11						
$ 75 4-bromofluorobenzene	0.92897	0.92227	0.89891	0.97060	0.99116	1.05307					
	1.10808	1.16666	1.29089	+++++	+++++		AVRG		1.03674		12.62232

FORM VI-NJ-8260

VOLATILE ORGANICS ORGANICS INITIAL CALIBRATION DATA

Lab Name: Alpha Analytical Labs

SDG No.: L1421110

Instrument ID: VOA105.I Calibration Date(s): 03-SEP-2014 04-SEP-2014

Calibration Times: 20:00 00:38

Average %RSD Results.
Calculated Average %RSD = 10.18475
Maximun Average %RSD = 20.00000
* Passed Average %RSD Test.

Curve	Formula	Units
Averaged	Amt = Rsp/m1	Response
Wt Linear	Amt = b + Rsp/m1	Response

FORM VI-NJ-8260

VOLATILE ORGANICS ORGANICS INITIAL CALIBRATION DATA

Lab Name: Alpha Analytical Labs

SDG No.: L1421110

Instrument ID: VOA108.I Calibration Date(s): 19-SEP-2014 19-SEP-2014

Calibration Times: 16:33 21:14

Calibration File Names:

Level 1: \\Orgserv2\ff\chem\GCMSVOA\Voa108.i\140919n.b\0919N04.D
Level 2: \\Orgserv2\ff\chem\GCMSVOA\Voa108.i\140919n.b\0919N05.D
Level 3: \\Orgserv2\ff\chem\GCMSVOA\Voa108.i\140919n.b\0919N06.D
Level 4: \\Orgserv2\ff\chem\GCMSVOA\Voa108.i\140919n.b\0919N07.D
Level 5: \\Orgserv2\ff\chem\GCMSVOA\Voa108.i\140919n.b\0919N08.D
Level 6: \\Orgserv2\ff\chem\GCMSVOA\Voa108.i\140919n.b\0919N09.D
Level 7: \\Orgserv2\ff\chem\GCMSVOA\Voa108.i\140919n.b\0919N10.D
Level 8: \\Orgserv2\ff\chem\GCMSVOA\Voa108.i\140919n.b\0919N11.D
Level 9: \\Orgserv2\ff\chem\GCMSVOA\Voa108.i\140919n.b\0919N12.D
Level 10: \\Orgserv2\ff\chem\GCMSVOA\Voa108.i\140919n.b\0919N13.D
Level 11: \\Orgserv2\ff\chem\GCMSVOA\Voa108.i\140919n.b\0919N03.D

Compound	5.0000 Level 1	20.0000 Level 2	100.0000 Level 3	300.0000 Level 4	500.0000 Level 5	800.0000 Level 6	Curve	Coefficients b	m1	m2	%RSD or R^2
	1000.0000 Level 7	1200.0000 Level 8	1600.0000 Level 9	2000.0000 Level 10	2.0000 Level 11						
1 dichlorodifluoromethane	0.17205	0.23639	0.26625	0.23105	0.20165	0.21719					
	0.20675	0.19559	0.17731	0.16438	+++++		AVRG		0.20686		15.40075
2 chloromethane	0.21534	0.28659	0.28825	0.24331	0.22776	0.23010					
	0.22098	0.21205	0.20104	0.19214	+++++		AVRG		0.23176		14.11956

FORM VI-NJ-8260

6A

VOLATILE ORGANICS ORGANICS INITIAL CALIBRATION DATA

Lab Name: Alpha Analytical Labs

SDG No.: L1421110

Instrument ID: VOA108.I Calibration Date(s): 19-SEP-2014 19-SEP-2014

Calibration Times: 16:33 21:14

Compound	5.0000 Level 1	20.0000 Level 2	100.0000 Level 3	300.0000 Level 4	500.0000 Level 5	800.0000 Level 6	Curve	Coefficients b	m1	m2	%RSD or R^2	
	1000.0000 Level 7	1200.0000 Level 8	1600.0000 Level 9	2000.0000 Level 10	2.0000 Level 11							
3 vinyl chloride	0.13960	0.21150	0.21879	0.19652	0.18654	0.18586						
	0.18488	0.18398	0.17356	0.17060	0.12395		AVRG		0.17962		15.53778	
4 bromomethane	390	2379	15268	55789	111213	210579						
	298887	370608	527675	676118	+++++		WLINR	0.08039	0.09947		0.99078	<-
5 chloroethane	0.07425	0.10936	0.10665	0.08991	0.08854	0.08356						
	0.08070	0.07508	0.05985	+++++	+++++		AVRG		0.08532		18.36497	
6 trichlorofluoromethane	0.25261	0.35353	0.37702	0.33407	0.33577	0.32786						
	0.32224	0.31551	0.30083	0.28829	+++++		AVRG		0.32077		10.80758	
7 ethyl ether	0.05725	0.07474	0.07352	0.06434	0.06469	0.06365						
	0.06264	0.06253	0.05966	0.06013	+++++		AVRG		0.06431		8.81291	
8 Ethanol	+++++	+++++	+++++	+++++	+++++	+++++						
	+++++	+++++	+++++	+++++	+++++		AVRG		0.000e+000		0.000e+000	<-
9 1,1,-dichloroethene	0.10165	0.15546	0.16026	0.14318	0.14604	0.14407						
	0.14446	0.14378	0.13945	0.13788	+++++		AVRG		0.14162		11.02876	

FORM VI-NJ-8260

VOLATILE ORGANICS ORGANICS INITIAL CALIBRATION DATA

Lab Name: Alpha Analytical Labs

SDG No.: L1421110

Instrument ID: VOA108.I Calibration Date(s): 19-SEP-2014 19-SEP-2014

Calibration Times: 16:33 21:14

Compound	5.0000 Level 1	20.0000 Level 2	100.0000 Level 3	300.0000 Level 4	500.0000 Level 5	800.0000 Level 6	Curve	Coefficients b	m1	m2	%RSD or R^2	
	1000.0000 Level 7	1200.0000 Level 8	1600.0000 Level 9	2000.0000 Level 10	2.0000 Level 11							
10 carbon disulfide	0.28447	0.37497	0.40695	0.36686	0.37093	0.37218						
	0.37166	0.36598	0.35099	0.34195	+++++		AVRG		0.36070		8.77818	
11 freon-113	0.12802	0.19010	0.20485	0.18033	0.18302	0.17795						
	0.17530	0.17461	0.16797	0.16010	+++++		AVRG		0.17422		11.62750	
12 iodomethane	1381	5305	37549	149189	291757	497907						
	665873	788524	1090847	1401369	+++++		WLINR	0.05708	0.21503		0.99710	
15 methylene chloride	0.21578	0.26645	0.27207	0.23106	0.23252	0.22215						
	0.21485	0.20877	0.20589	0.20372	+++++		AVRG		0.22733		10.62473	
16 acetone	+++++	0.04040	0.03412	0.02885	0.02837	0.02749						
	0.02636	0.02558	0.02419	0.02526	+++++		AVRG		0.02896		17.88480	<-
17 trans-1,2-dichloroethene	0.20078	0.27054	0.29033	0.25185	0.25959	0.24769						
	0.24343	0.23672	0.23355	0.22813	+++++		AVRG		0.24626		9.94671	
14 Isopropyl Alcohol	+++++	+++++	+++++	+++++	+++++	+++++						
	+++++	+++++	+++++	+++++	+++++		AVRG		0.000e+000		0.000e+000	<-

FORM VI-NJ-8260

VOLATILE ORGANICS ORGANICS INITIAL CALIBRATION DATA

Lab Name: Alpha Analytical Labs

SDG No.: L1421110

Instrument ID: VOA108.I Calibration Date(s): 19-SEP-2014 19-SEP-2014

Calibration Times: 16:33 21:14

Compound	5.0000 Level 1	20.0000 Level 2	100.0000 Level 3	300.0000 Level 4	500.0000 Level 5	800.0000 Level 6	Curve	Coefficients b	m1	m2	%RSD or R^2	
	1000.0000 Level 7	1200.0000 Level 8	1600.0000 Level 9	2000.0000 Level 10	2.0000 Level 11							
18 Methyl Acetate	0.07730	0.09438	0.09479	0.08280	0.08262	0.07810						
	0.07262	0.06984	0.06587	0.06632	+++++		AVRG		0.07846		13.24483	
19 methyl tert butyl ether	0.34469	0.46881	0.52947	0.47869	0.49135	0.47839						
	0.46058	0.45037	0.43662	0.43920	+++++		AVRG		0.45782		10.52478	
13 acrolein	28.00000	261	2872	9218	16947	30456						
	32903	+++++	+++++	+++++	+++++		WLINR	0.06051	0.01220		0.99142	<-
20 Tert-Butyl Alcohol	0.00680	0.01053	0.01158	0.01061	0.01102	0.01111						
	0.01042	0.01046	0.00989	0.01058	+++++		AVRG		0.01030		12.73723	<-
21 Diisopropyl Ether	0.43038	0.61834	0.72632	0.64235	0.65057	0.60856						
	0.58050	0.55286	0.52583	0.50153	+++++		AVRG		0.58373		14.51830	
22 1,1-dichloroethane	0.36184	0.51123	0.52950	0.46011	0.46840	0.44521						
	0.43427	0.42029	0.41058	0.39914	+++++		AVRG		0.44406		11.43912	
23 halothane	0.13707	0.19593	0.21451	0.18994	0.19726	0.18958						
	0.18711	0.18415	0.18294	0.17976	+++++		AVRG		0.18582		10.63178	

FORM VI-NJ-8260

VOLATILE ORGANICS ORGANICS INITIAL CALIBRATION DATA

Lab Name: Alpha Analytical Labs

SDG No.: L1421110

Instrument ID: VOA108.I Calibration Date(s): 19-SEP-2014 19-SEP-2014

Calibration Times: 16:33 21:14

Compound	5.0000 Level 1	20.0000 Level 2	100.0000 Level 3	300.0000 Level 4	500.0000 Level 5	800.0000 Level 6	Curve	Coefficients b	m1	m2	%RSD or R^2	
	1000.0000 Level 7	1200.0000 Level 8	1600.0000 Level 9	2000.0000 Level 10	2.0000 Level 11							
24 acrylonitrile	0.03059	0.05031	0.05155	0.04602	0.04579	0.04421						
	0.04082	0.03998	0.03778	0.03775	+++++		AVRG		0.04248		14.98908	<-
25 Ethyl-Tert-Butyl-Ether	0.39853	0.57076	0.69276	0.62790	0.64520	0.61786						
	0.59279	0.57341	0.55140	0.53984	+++++		AVRG		0.58104		13.61683	
26 vinyl acetate	0.22885	0.32595	0.39406	0.34795	0.34791	0.33028						
	0.30832	0.29647	0.27863	0.27022	+++++		AVRG		0.31286		15.01663	
27 cis-1,2-dichloroethene	0.19447	0.27323	0.29634	0.26145	0.27152	0.25879						
	0.25707	0.24936	0.24756	0.24380	+++++		AVRG		0.25536		10.31926	
28 2,2-dichloropropane	0.24296	0.34124	0.38775	0.33829	0.35553	0.33555						
	0.32576	0.31785	0.31587	0.30676	+++++		AVRG		0.32676		11.44585	
29 bromochloromethane	0.08317	0.11797	0.12733	0.10901	0.11043	0.10558						
	0.10134	0.09791	0.09207	0.08809	+++++		AVRG		0.10329		13.21530	
30 Cyclohexane	0.28506	0.41418	0.50445	0.44838	0.45153	0.41570						
	0.39675	0.38573	0.36291	0.33684	+++++		AVRG		0.40015		15.61621	

FORM VI-NJ-8260

VOLATILE ORGANICS ORGANICS INITIAL CALIBRATION DATA

Lab Name: Alpha Analytical Labs

SDG No.: L1421110

Instrument ID: VOA108.I Calibration Date(s): 19-SEP-2014 19-SEP-2014

Calibration Times: 16:33 21:14

Compound	5.0000 Level 1	20.0000 Level 2	100.0000 Level 3	300.0000 Level 4	500.0000 Level 5	800.0000 Level 6	Curve	Coefficients b	m1	m2	%RSD or R^2	
	1000.0000 Level 7	1200.0000 Level 8	1600.0000 Level 9	2000.0000 Level 10	2.0000 Level 11							
31 chloroform	0.35019	0.46118	0.49735	0.42951	0.44249	0.42330						
	0.41367	0.40259	0.39823	0.38834	+++++		AVRG		0.42069		9.69576	
32 Ethyl Acetate	0.10982	0.11280	0.12271	0.10812	0.10948	0.10374						
	0.09595	0.09265	0.08554	0.08360	+++++		AVRG		0.10244		12.32603	
33 carbontetrachloride	0.25031	0.36941	0.42415	0.38788	0.40605	0.39547						
	0.39085	0.38348	0.37946	0.36825	+++++		AVRG		0.37553		12.53059	
34 2-Butanol	+++++	+++++	+++++	+++++	+++++	+++++						
	+++++	+++++	+++++	+++++	+++++		AVRG		0.000e+000		0.000e+000	<-
35 tetrahydrofuran	+++++	0.03621	0.04174	0.03839	0.03859	0.03683						
	0.03432	0.03312	0.03089	0.03075	+++++		AVRG		0.03565		10.39049	<-
37 1,1,1-trichloroethane	0.30467	0.43549	0.47652	0.42660	0.44393	0.43176						
	0.42276	0.41420	0.40795	0.39754	+++++		AVRG		0.41614		10.75638	
38 2-butanone	0.03728	0.05220	0.05238	0.04514	0.04519	0.04243						
	0.03920	0.03797	0.03523	0.03535	+++++		AVRG		0.04224		15.13742	<-

FORM VI-NJ-8260

VOLATILE ORGANICS ORGANICS INITIAL CALIBRATION DATA

Lab Name: Alpha Analytical Labs

SDG No.: L1421110

Instrument ID: VOA108.I Calibration Date(s): 19-SEP-2014 19-SEP-2014

Calibration Times: 16:33 21:14

Compound	5.0000 Level 1 / 1000.0000 Level 7	20.0000 Level 2 / 1200.0000 Level 8	100.0000 Level 3 / 1600.0000 Level 9	300.0000 Level 4 / 2000.0000 Level 10	500.0000 Level 5 / 2.0000 Level 11	800.0000 Level 6	Curve	b	Coefficients m1	m2	%RSD or R^2	
39 1,1-dichloropropene	0.21927	0.32336	0.38462	0.34579	0.35748	0.34184						
	0.33654	0.32923	0.32176	0.31078	+++++		AVRG		0.32707		13.22042	
40 benzene	0.69317	0.97656	1.06366	0.91445	0.93593	0.88980						
	0.87280	0.85160	0.83569	0.81008	+++++		AVRG		0.88437		11.30044	
41 Tertiary-Amyl Methyl Ether	0.26754	0.41376	0.51954	0.47985	0.49960	0.48731						
	0.47371	0.46599	0.45480	0.45497	+++++		AVRG		0.45171		15.65782	
43 1,2-dichloroethane	0.23895	0.31961	0.32800	0.28061	0.28723	0.27451						
	0.26393	0.25400	0.24568	0.24073	+++++		AVRG		0.27332		11.47289	
44 2-methyl-2-butanol	+++++	+++++	+++++	+++++	+++++	+++++						
	+++++	+++++	+++++	+++++	+++++		AVRG		0.000e+000		0.000e+000	<-
45 Acetonitrile	+++++	+++++	+++++	+++++	+++++	+++++						
	+++++	+++++	+++++	+++++	+++++		AVRG		0.000e+000		0.000e+000	<-
47 methyl cyclohexane	0.28870	0.42569	0.50747	0.44843	0.46010	0.42885						
	0.41343	0.40732	0.39102	0.36521	+++++		AVRG		0.41362		14.20208	

FORM VI-NJ-8260

VOLATILE ORGANICS ORGANICS INITIAL CALIBRATION DATA

Lab Name: Alpha Analytical Labs

SDG No.: L1421110

Instrument ID: VOA108.I Calibration Date(s): 19-SEP-2014 19-SEP-2014

Calibration Times: 16:33 21:14

Compound	5.0000 Level 1	20.0000 Level 2	100.0000 Level 3	300.0000 Level 4	500.0000 Level 5	800.0000 Level 6	Curve	Coefficients b	m1	m2	%RSD or R^2	
	1000.0000 Level 7	1200.0000 Level 8	1600.0000 Level 9	2000.0000 Level 10	2.0000 Level 11							
48 trichloroethene	0.20836	0.28448	0.30299	0.25999	0.26533	0.25007						
	0.24413	0.23626	0.22787	0.21906	+++++		AVRG		0.24985		11.73348	
49 Hexane	+++++	+++++	+++++	+++++	+++++	+++++						
	+++++	+++++	+++++	+++++	+++++		AVRG		0.000e+000		0.000e+000	<-
50 dibromomethane	0.09230	0.12470	0.13136	0.11451	0.11823	0.11487						
	0.11236	0.11061	0.10851	0.10875	+++++		AVRG		0.11362		9.16605	
52 1,2-dichloropropane	0.18415	0.23730	0.26849	0.23323	0.24011	0.22972						
	0.22510	0.21917	0.21531	0.20943	+++++		AVRG		0.22620		9.75834	
53 bromodichloromethane	0.20487	0.29882	0.34752	0.30738	0.32031	0.31461						
	0.30905	0.30112	0.29826	0.29508	+++++		AVRG		0.29970		12.23408	
184 methyl-methylacrylate	+++++	+++++	+++++	+++++	+++++	+++++						
	+++++	+++++	+++++	+++++	+++++		AVRG		0.000e+000		0.000e+000	<-
51 4-penten-2-ol	+++++	+++++	+++++	+++++	+++++	+++++						
	+++++	+++++	+++++	+++++	+++++		AVRG		0.000e+000		0.000e+000	<-

FORM VI-NJ-8260

VOLATILE ORGANICS ORGANICS INITIAL CALIBRATION DATA

Lab Name: Alpha Analytical Labs

SDG No.: L1421110

Instrument ID: VOA108.I Calibration Date(s): 19-SEP-2014 19-SEP-2014

Calibration Times: 16:33 21:14

Compound	5.0000 Level 1	20.0000 Level 2	100.0000 Level 3	300.0000 Level 4	500.0000 Level 5	800.0000 Level 6	Curve	Coefficients b	m1	m2	%RSD or R^2	
	1000.0000 Level 7	1200.0000 Level 8	1600.0000 Level 9	2000.0000 Level 10	2.0000 Level 11							
54 1,4-Dioxane	0.00078	0.00107	0.00158	0.00131	0.00127	0.00132						
	0.00128	0.00164	0.00125	0.00131	+++++		AVRG		0.00128		18.70621	<-
55 2-Pentanone	+++++	+++++	+++++	+++++	+++++	+++++						
	+++++	+++++	+++++	+++++	+++++		AVRG		0.000e+000		0.000e+000	
56 2-Chloroethylvinyl ether	+++++	0.06859	0.10082	0.09567	0.09948	0.09572						
	0.09169	0.08998	0.08738	0.08722	+++++		AVRG		0.09073		10.62355	
57 cis-1,3-dichloropropene	0.18675	0.27575	0.36846	0.33088	0.34719	0.33924						
	0.33061	0.32464	0.32045	0.31638	+++++		AVRG		0.31404		16.12627	
59 toluene	0.70604	0.92518	0.97051	0.82778	0.84280	0.80504						
	0.79538	0.76337	0.77479	0.76705	+++++		AVRG		0.81779		9.65566	
60 4-methyl-2-pentanone	+++++	0.03073	0.04747	0.04518	0.04738	0.04629						
	0.04290	0.04248	0.03885	0.03821	+++++		AVRG		0.04217		12.97747	<-
61 tetrachloroethene	0.26817	0.37485	0.39479	0.34875	0.36452	0.35143						
	0.35082	0.34944	0.35062	0.35188	+++++		AVRG		0.35053		9.28672	

FORM VI-NJ-8260

VOLATILE ORGANICS ORGANICS INITIAL CALIBRATION DATA

Lab Name: Alpha Analytical Labs

SDG No.: L1421110

Instrument ID: VOA108.I Calibration Date(s): 19-SEP-2014 19-SEP-2014

Calibration Times: 16:33 21:14

Compound	5.0000 Level 1	20.0000 Level 2	100.0000 Level 3	300.0000 Level 4	500.0000 Level 5	800.0000 Level 6	Curve	Coefficients b	m1	m2	%RSD or R^2
	1000.0000 Level 7	1200.0000 Level 8	1600.0000 Level 9	2000.0000 Level 10	2.0000 Level 11						
62 trans-1,3-dichloropropene	0.22043	0.32673	0.42523	0.38756	0.40780	0.40113					
	0.39265	0.38837	0.38456	0.39121	+++++		AVRG		0.37257		15.86577
63 4-methyl-2-pentanol	+++++	+++++	+++++	+++++	+++++	+++++					
	+++++	+++++	+++++	+++++	+++++		AVRG		0.000e+000		0.000e+000
64 Methyl Isothiocyanate	+++++	+++++	+++++	+++++	+++++	+++++					
	+++++	+++++	+++++	+++++	+++++		AVRG		0.000e+000		0.000e+000
65 ethyl-methacrylate	+++++	0.18625	0.28182	0.26854	0.27847	0.27162					
	0.26347	0.26085	0.25139	0.25352	+++++		AVRG		0.25733		11.10130
66 1,1,2-trichloroethane	0.15115	0.20363	0.21756	0.18043	0.18295	0.17414					
	0.16879	0.16613	0.16151	0.16364	+++++		AVRG		0.17699		11.42733
67 chlorodibromomethane	0.17672	0.25405	0.31735	0.28732	0.30036	0.30053					
	0.29682	0.29550	0.29514	0.30314	+++++		AVRG		0.28269		14.36456
68 1,3-dichloropropane	0.27868	0.38592	0.43570	0.37781	0.38559	0.37535					
	0.36841	0.36448	0.35997	0.36908	+++++		AVRG		0.37010		10.41635

FORM VI-NJ-8260

VOLATILE ORGANICS ORGANICS INITIAL CALIBRATION DATA

Lab Name: Alpha Analytical Labs

SDG No.: L1421110

Instrument ID: VOA108.I Calibration Date(s): 19-SEP-2014 19-SEP-2014

Calibration Times: 16:33 21:14

Compound	5.0000 Level 1	20.0000 Level 2	100.0000 Level 3	300.0000 Level 4	500.0000 Level 5	800.0000 Level 6	Curve	Coefficients b	m1	m2	%RSD or R^2	
	1000.0000 Level 7	1200.0000 Level 8	1600.0000 Level 9	2000.0000 Level 10	2.0000 Level 11							
69 Heptane	+++++	+++++	+++++	+++++	+++++	+++++						
	+++++	+++++	+++++	+++++	+++++		AVRG		0.000e+000		0.000e+000	<-
70 1,2-dibromoethane	0.16311	0.20905	0.24710	0.21737	0.22601	0.22108						
	0.21937	0.21881	0.21798	0.22508	+++++		AVRG		0.21650		9.79144	
71 2-hexanone	+++++	0.06003	0.08503	0.08494	0.09227	0.09174						
	0.08858	0.08680	0.08519	0.08881	+++++		AVRG		0.08482		11.43042	
73 chlorobenzene	0.79955	0.98838	1.04142	0.87909	0.90366	0.86476						
	0.85628	0.83841	0.83192	0.82288	+++++		AVRG		0.88264		8.68329	
74 ethyl benzene	1.17680	1.60928	1.86327	1.59667	1.64101	1.56112						
	1.53148	1.49934	1.47363	1.43181	+++++		AVRG		1.53844		11.31865	
75 1,1,1,2-tetrachloroethane	0.21569	0.32106	0.36640	0.31902	0.33196	0.32464						
	0.32171	0.31662	0.31547	0.31551	+++++		AVRG		0.31481		12.06645	
76 p/m xylene	0.42034	0.63011	0.72180	0.60879	0.62095	0.57509						
	0.55766	0.53956	0.51914	0.50018	+++++		AVRG		0.56936		14.54425	

FORM VI-NJ-8260

VOLATILE ORGANICS ORGANICS INITIAL CALIBRATION DATA

Lab Name: Alpha Analytical Labs

SDG No.: L1421110

Instrument ID: VOA108.I Calibration Date(s): 19-SEP-2014 19-SEP-2014

Calibration Times: 16:33 21:14

Compound	5.0000 Level 1	20.0000 Level 2	100.0000 Level 3	300.0000 Level 4	500.0000 Level 5	800.0000 Level 6	Curve	Coefficients b	m1	m2	%RSD or R^2
	1000.0000 Level 7	1200.0000 Level 8	1600.0000 Level 9	2000.0000 Level 10	2.0000 Level 11						
77 o xylene	0.34328	0.54521	0.66641	0.56076	0.56437	0.52699					
	0.51134	0.49771	0.47985	0.46547	+++++		AVRG		0.51614		16.07973
78 styrene	0.53788	0.93002	1.09505	0.91028	0.91832	0.85636					
	0.83034	0.80205	0.77131	0.74151	+++++		AVRG		0.83931		17.38949
79 bromoform	0.18830	0.25100	0.31059	0.28019	0.29751	0.30017					
	0.29603	0.29369	0.29939	0.30729	+++++		AVRG		0.28242		13.14651
80 isopropylbenzene	1.86482	2.93807	3.70104	3.16110	3.31711	3.18776					
	3.15429	3.07791	3.09807	3.02408	+++++		AVRG		3.05243		15.28166
82 bromobenzene	0.61784	0.71662	0.78823	0.66287	0.68778	0.67758					
	0.67356	0.66270	0.68082	0.68068	+++++		AVRG		0.68487		6.41728
83 n-propylbenzene	2.72169	3.65320	4.26880	3.56092	3.70455	3.51862					
	3.47505	3.36998	3.35368	3.23202	+++++		AVRG		3.48585		11.21270
84 1,4-dichloro-2-butane	0.63158	0.82231	0.88477	0.73246	0.74152	0.70748					
	0.67371	0.64734	0.62857	0.61364	+++++		AVRG		0.70834		12.62216

FORM VI-NJ-8260

VOLATILE ORGANICS ORGANICS INITIAL CALIBRATION DATA

Lab Name: Alpha Analytical Labs

SDG No.: L1421110

Instrument ID: VOA108.I Calibration Date(s): 19-SEP-2014 19-SEP-2014

Calibration Times: 16:33 21:14

Compound	5.0000 Level 1	20.0000 Level 2	100.0000 Level 3	300.0000 Level 4	500.0000 Level 5	800.0000 Level 6	Curve	Coefficients b	m1	m2	%RSD or R^2
	1000.0000 Level 7	1200.0000 Level 8	1600.0000 Level 9	2000.0000 Level 10	2.0000 Level 11						
85 1,1,2,2,-tetrachloroethane	0.41559	0.52351	0.54861	0.45991	0.47112	0.45602					
	0.44177	0.43323	0.43304	0.43832	+++++		AVRG		0.46211		9.18028
86 4-ethyltoluene	1.99242	3.13283	3.83360	3.27982	3.41693	3.26439					
	3.22008	3.10809	3.11994	3.00799	+++++		AVRG		3.13761		14.77809
87 Butyl Acetate	+++++	+++++	+++++	+++++	+++++	+++++					
	+++++	+++++	+++++	+++++	+++++		AVRG		0.000e+000		0.000e+000 <-
88 2-chlorotoluene	1.76757	2.47414	2.64300	2.18109	2.25774	2.07804					
	2.14447	2.06691	2.08370	1.92984	+++++		AVRG		2.16265		11.63996
89 1,3,5-trimethybenzene	1.62269	2.63026	3.08795	2.61976	2.70578	2.57442					
	2.55434	2.45893	2.46573	2.38064	+++++		AVRG		2.51005		14.62960
90 1,2,3-trichloropropane	0.35400	0.44020	0.44082	0.36860	0.37102	0.35024					
	0.33258	0.31989	0.30632	0.30094	+++++		AVRG		0.35846		13.79207
91 trans-1,4-dichloro-2-butene	0.07333	0.11737	0.13733	0.12394	0.12829	0.12478					
	0.11984	0.11607	0.11448	0.11474	+++++		AVRG		0.11702		14.46191

FORM VI-NJ-8260

VOLATILE ORGANICS ORGANICS INITIAL CALIBRATION DATA

Lab Name: Alpha Analytical Labs

SDG No.: L1421110

Instrument ID: VOA108.I Calibration Date(s): 19-SEP-2014 19-SEP-2014

Calibration Times: 16:33 21:14

Compound	5.0000 Level 1	20.0000 Level 2	100.0000 Level 3	300.0000 Level 4	500.0000 Level 5	800.0000 Level 6	Curve	Coefficients b	m1	m2	%RSD or R^2
	1000.0000 Level 7	1200.0000 Level 8	1600.0000 Level 9	2000.0000 Level 10	2.0000 Level 11						
92 4-chorotoluene	1.61272	2.22566	2.57597	2.16430	2.24577	2.17857					
	2.15180	2.08347	2.08564	2.02949	+++++		AVRG		2.13534		11.11489
93 tert-butylbenzene	1.20777	2.03198	2.60629	2.26695	2.37796	2.28651					
	2.26465	2.20544	2.21315	2.16707	+++++		AVRG		2.16278		16.97497
94 1,2,4-trimethylbenzene	1.34113	2.35868	2.95082	2.52364	2.64063	2.54773					
	2.53393	2.44077	2.46826	2.40954	+++++		AVRG		2.42151		17.08836
95 sec-butylbenzene	1.86903	3.24562	3.95521	3.36824	3.50415	3.35191					
	3.31642	3.21798	3.20787	3.11226	+++++		AVRG		3.21487		16.41764
96 p-isopropyltoluene	5606	45857	307339	871570	1481613	2387100					
	3051920	3626959	4886686	6020661	+++++		WLINR	0.01970	2.78326		0.99902
97 1,3-dichlorobenzene	1.16679	1.49366	1.61318	1.34355	1.39525	1.34890					
	1.35004	1.31384	1.33569	1.32801	+++++		AVRG		1.36889		8.57419
99 1,4-dichlorobenzene	1.31433	1.48599	1.58659	1.32575	1.37547	1.33672					
	1.32923	1.29330	1.31900	1.31167	+++++		AVRG		1.36780		6.89547

FORM VI-NJ-8260

VOLATILE ORGANICS ORGANICS INITIAL CALIBRATION DATA

Lab Name: Alpha Analytical Labs

SDG No.: L1421110

Instrument ID: VOA108.I Calibration Date(s): 19-SEP-2014 19-SEP-2014

Calibration Times: 16:33 21:14

Compound	5.0000 Level 1	20.0000 Level 2	100.0000 Level 3	300.0000 Level 4	500.0000 Level 5	800.0000 Level 6	Curve	Coefficients b	m1	m2	%RSD or R^2
	1000.0000 Level 7	1200.0000 Level 8	1600.0000 Level 9	2000.0000 Level 10	2.0000 Level 11						
100 p-Diethylbenzene	+++++	1.25650	1.81000	1.61656	1.71077	1.65651					
	1.65232	1.59649	1.60786	1.58465	+++++		AVRG		1.61018		9.31433
101 n-butylbenzene	1.09501	2.01454	2.65668	2.34521	2.46276	2.38796					
	2.36648	2.27983	2.27871	2.20483	+++++		AVRG		2.20920		19.25690
102 1,2-dichlorobenzene	1.07796	1.26586	1.39840	1.18271	1.21810	1.19033					
	1.17378	1.14989	1.17369	1.17136	+++++		AVRG		1.20021		7.02736
103 1,2,4,5-tetramethylbenzene	+++++	1.44498	2.49755	2.22128	2.29935	2.24863					
	2.24043	2.16623	2.22387	2.19622	+++++		AVRG		2.17095		13.30100
104 1,2-dibromo-3-chloropropane	0.12162	0.19358	0.23325	0.20756	0.21534	0.21317					
	0.20924	0.20104	0.20157	0.20196	+++++		AVRG		0.19983		14.77814
105 1,3,5-trichlorobenzene	0.52812	0.73705	0.90915	0.79917	0.84438	0.85078					
	0.85768	0.84204	0.87559	0.87861	+++++		AVRG		0.81226		13.60009
106 hexachlorobutadiene	0.25941	0.31445	0.36845	0.33578	0.37246	0.37442					
	0.38464	0.37296	0.39278	0.39835	+++++		AVRG		0.35737		11.96884

FORM VI-NJ-8260

VOLATILE ORGANICS ORGANICS INITIAL CALIBRATION DATA

Lab Name: Alpha Analytical Labs

SDG No.: L1421110

Instrument ID: VOA108.I Calibration Date(s): 19-SEP-2014 19-SEP-2014

Calibration Times: 16:33 21:14

Compound	5.0000 Level 1	20.0000 Level 2	100.0000 Level 3	300.0000 Level 4	500.0000 Level 5	800.0000 Level 6	Curve	Coefficients b	m1	m2	%RSD or R^2	
	1000.0000 Level 7	1200.0000 Level 8	1600.0000 Level 9	2000.0000 Level 10	2.0000 Level 11							
107 1,2,4-trichlorobenzene	+++++	0.41643	0.63003	0.61532	0.67336	0.68710						
	0.69194	0.68558	0.70034	0.71674	+++++		AVRG		0.64632		14.26156	
108 naphthalene	1964	9716	89178	314162	559384	968294						
	1259730	1541213	2081951	2757566	+++++		WLINR	0.06132	1.18135		0.99759	
109 1,2,3-trichlorobenzene	+++++	0.34197	0.49574	0.48579	0.52642	0.54225						
	0.54631	0.54191	0.55240	0.57520	+++++		AVRG		0.51200		13.58111	
185 n-butanol	+++++	+++++	+++++	+++++	+++++	+++++						
	+++++	+++++	+++++	+++++	+++++		AVRG		0.000e+000		0.000e+000	<-
186 Camphor	+++++	+++++	+++++	+++++	+++++	+++++						
	+++++	+++++	+++++	+++++	+++++		AVRG		0.000e+000		0.000e+000	<-
$ 36 dibromofluoromethane	0.26165	0.26710	0.26995	0.27009	0.26650	0.26671						
	0.25928	0.25639	0.24997	0.24471	0.25959		AVRG		0.26109		3.14930	
$ 42 1,2-dichloroethane-d4	0.27742	0.28512	0.27429	0.27623	0.28044	0.27383						
	0.26648	0.25963	0.25389	0.24693	0.27303		AVRG		0.26975		4.36255	

FORM VI-NJ-8260

6A

VOLATILE ORGANICS ORGANICS INITIAL CALIBRATION DATA

Lab Name: Alpha Analytical Labs

SDG No.: L1421110

Instrument ID: VOA108.I Calibration Date(s): 19-SEP-2014 19-SEP-2014

Calibration Times: 16:33 21:14

Compound	5.0000 Level 1	20.0000 Level 2	100.0000 Level 3	300.0000 Level 4	500.0000 Level 5	800.0000 Level 6	Curve	Coefficients b	m1	m2	%RSD or R^2
	1000.0000 Level 7	1200.0000 Level 8	1600.0000 Level 9	2000.0000 Level 10	2.0000 Level 11						
$ 58 toluene-d8	1.32392	1.33474	1.32742	1.31829	1.32104	1.32246					
	1.33693	1.34382	1.36433	1.39140	1.31499		AVRG		1.33630		1.72536
$ 81 4-bromofluorobenzene	1.00031	0.97068	0.97569	0.96211	0.96789	0.99945					
	1.00034	0.98898	1.02207	1.02062	0.99562		AVRG		0.99125		2.04982

FORM VI-NJ-8260

6A

VOLATILE ORGANICS ORGANICS INITIAL CALIBRATION DATA

Lab Name: Alpha Analytical Labs

SDG No.: L1421110

Instrument ID: VOA108.I Calibration Date(s): 19-SEP-2014 19-SEP-2014

Calibration Times: 16:33 21:14

Curve	Formula	Units
Averaged	Amt = Rsp/m1	Response
Wt Linear	Amt = b + Rsp/m1	Response

FORM VI-NJ-8260

7A
Volatile Organics CONTINUING CALIBRATION CHECK

Lab Name: Alpha Analytical Labs

SDG No.: L1421110

Instrument ID: Voa105.i Calibration Date: 20-SEP-2014 Time: 15:44

Lab File ID: 0920A02 Init. Calib. Date(s): 03-SEP-2 04-SEP-2

Sample No: wg723-1,31,10 Init. Calib. Times : 20:00 00:38

Compound	RRF	RRF	MIN RRF	%D	MAX %D	
dichlorodifluoromethane	.17915	.09039	.05	-50	20	F
chloromethane	.40185	.32889	.05	-18	20	
vinyl chloride	.3576	.32003	.05	-11	20	
bromomethane	.13858	.17392	.05	26	20	F
chloroethane	.20888	.20531	.05	-2	20	
trichlorofluoromethane	.27908	.33507	.05	20	20	F
ethyl ether	.11191	.12564	.05	12	20	
1,1,-dichloroethene	.2149	.21256	.05	-1	20	
carbon disulfide	.732	.6082	.05	-17	20	
freon-113	.22095	.22734	.05	3	20	
methylene chloride	.28949	.3014	.05	4	20	
acetone	.05191	.07435	.05	43	20	F
trans-1,2-dichloroethene	.24471	.25022	.05	2	20	
Methyl Acetate	.14215	.18004	.05	27	20	F
methyl tert butyl ether	.4451	.50831	.05	14	20	
Tert-Butyl Alcohol	.01246	.01642	.05	32	20	F
Diisopropyl Ether	1.0259	1.0581	.05	3	20	
1,1-dichloroethane	.46937	.47905	.05	2	20	
halothane	.16889	.17805	.05	5	20	
acrylonitrile	.06626	.08409	.05	27	20	F
Ethyl-Tert-Butyl-Ether	.77171	.79721	.05	3	20	
vinyl acetate	.54123	.65936	.05	22	20	F
cis-1,2-dichloroethene	.2735	.28101	.05	3	20	
2,2-dichloropropane	.26007	.28093	.05	8	20	
bromochloromethane	.12096	.12951	.05	7	20	
Cyclohexane	.52714	.49324	.05	-6	20	
chloroform	.35659	.40042	.05	12	20	
Ethyl Acetate	.18746	.24601	.05	31	20	F
carbontetrachloride	.24198	.25097	.05	4	20	
tetrahydrofuran	.06697	.08744	.05	31	20	F
1,1,1-trichloroethane	.28476	.31333	.05	10	20	
2-butanone	.08352	.11541	.05	38	20	F
1,1-dichloropropene	.3063	.31836	.05	4	20	
benzene	.98557	.99114	.05	1	20	
Tertiary-Amyl Methyl Ether	.52049	.5529	.05	6	20	
1,2-dichloroethane	.27721	.31247	.05	13	20	
methyl cyclohexane	.5271	.47057	.05	-11	20	
trichloroethene	.25702	.26307	.05	2	20	

FORM VII NJ-8260

7A
CONTINUING CALIBRATION CHECK

Lab Name: Alpha Analytical Labs

SDG No.: L1421110

Instrument ID: Voa105.i Calibration Date: 20-SEP-2014 Time: 15:44

Lab File ID: 0920A02 Init. Calib. Date(s): 03-SEP-2 04-SEP-2

Sample No: wg723-1,31,10 Init. Calib. Times : 20:00 00:38

Compound	RRF	RRF	MIN RRF	%D	MAX %D	
dibromomethane	.13291	.14366	.05	8	20	
1,2-dichloropropane	.29608	.29932	.05	1	20	
bromodichloromethane	.28291	.29759	.05	5	20	
1,4-Dioxane	.00155	.00212	.05	36	20	F
2-Chloroethylvinyl ether	.13547	.13489	.05	0	20	
cis-1,3-dichloropropene	.38893	.38219	.05	-2	20	
toluene	.75564	.73887	.05	-2	20	
4-methyl-2-pentanone	100	98.156	.05	-2	0	F
tetrachloroethene	.30489	.29565	.05	-3	20	
trans-1,3-dichloropropene	.32735	.36397	.05	11	20	
ethyl-methacrylate	.27741	.30597	.05	10	20	
1,1,2-trichloroethane	.1925	.21628	.05	12	20	
chlorodibromomethane	.25203	.26921	.05	7	20	
1,3-dichloropropane	.38255	.42531	.05	11	20	
1,2-dibromoethane	.22929	.25293	.05	10	20	
2-hexanone	.1373	.17398	.05	27	20	F
chlorobenzene	.9669	.94621	.05	-2	20	
ethyl benzene	1.5332	1.5719	.05	3	20	
1,1,1,2-tetrachloroethane	.26274	.29468	.05	12	20	
p/m xylene	.64667	.6607	.05	2	20	
o xylene	.64696	.66539	.05	3	20	
styrene	1.0227	1.1634	.05	14	20	
bromoform	100	94.975	.05	-5	0	F
isopropylbenzene	3.6802	2.6175	.05	-29	20	F
bromobenzene	.89474	.67306	.05	-25	20	F
n-propylbenzene	4.4602	3.4687	.05	-22	20	F
1,4-dichloro-2-butane	1.0399	.91897	.05	-12	20	
1,1,2,2,-tetrachloroethane	.56424	.57172	.05	1	20	
4-ethyltoluene	3.6796	3.0433	.05	-17	20	
2-chlorotoluene	2.4129	2.0653	.05	-14	20	
1,2,3-trichloropropane	.40141	.41935	.05	4	20	
1,3,5-trimethybenzene	2.6735	2.3818	.05	-11	20	
trans-1,4-dichloro-2-butene	100	91.548	.05	-8	0	F
4-chorotoluene	2.4664	2.0462	.05	-17	20	
tert-butylbenzene	2.7131	2.1295	.05	-22	20	F
1,2,4-trimethylbenzene	2.9161	2.4628	.05	-16	20	
sec-butylbenzene	4.0805	3.5429	.05	-13	20	
p-isopropyltoluene	3.4287	2.9383	.05	-14	20	

FORM VII NJ-8260

7A
CONTINUING CALIBRATION CHECK

Lab Name: Alpha Analytical Labs

SDG No.: L1421110

Instrument ID: Voa105.i Calibration Date: 20-SEP-2014 Time: 15:44

Lab File ID: 0920A02 Init. Calib. Date(s): 03-SEP-2 04-SEP-2

Sample No: wg723-1,31,10 Init. Calib. Times : 20:00 00:38

Compound	RRF	RRF	MIN RRF	%D	MAX %D	
1,3-dichlorobenzene	1.6168	1.5128	.05	-6	20	
1,4-dichlorobenzene	1.6005	1.5304	.05	-4	20	
p-Diethylbenzene	2.0954	1.8555	.05	-11	20	
n-butylbenzene	3.1348	3.0075	.05	-4	20	
1,2-dichlorobenzene	1.4557	1.3794	.05	-5	20	
1,2,4,5-tetramethylbenzene	3.0223	2.6419	.05	-13	20	
1,2-dibromo-3-chloropropane	.20683	.20985	.05	1	20	
1,3,5-trichlorobenzene	.94945	.92708	.05	-2	20	
hexachlorobutadiene	.27903	.27881	.05	0	20	
1,2,4-trichlorobenzene	.58707	.61025	.05	4	20	
naphthalene	1.0016	1.1401	.05	14	20	
1,2,3-trichlorobenzene	.35538	.41585	.05	17	20	
iodomethane	100	49.173	.05	-51	0	F
dibromofluoromethane	.22497	.24407	.05	8	20	
1,2-dichloroethane-d4	.21497	.23859	.05	11	20	
toluene-d8	1.1074	1.1198	.05	1	20	
4-bromofluorobenzene	1.0367	.83844	.05	-19	20	

FORM VII NJ-8260

7A
CONTINUING CALIBRATION CHECK

Lab Name: Alpha Analytical Labs

SDG No.: L1421110

Instrument ID: Voa108.i Calibration Date: 18-SEP-2014 Time: 11:24

Lab File ID: 0918A02 Init. Calib. Date(s): 02-SEP-2 03-SEP-2

Sample No: wg723-1,31,10 Init. Calib. Times : 23:07 03:47

Compound	RRF	RRF	MIN RRF	%D	MAX %D	
dichlorodifluoromethane	.26378	.25601	.05	-3	20	
chloromethane	.31711	.30394	.05	-4	20	
vinyl chloride	.27182	.222	.05	-18	20	
bromomethane	100	104	.05	4	20	
chloroethane	.09678	.10317	.05	7	20	
trichlorofluoromethane	.32743	.38469	.05	17	20	
ethyl ether	.08744	.07527	.05	-14	20	
1,1,-dichloroethene	.16544	.1578	.05	-5	20	
carbon disulfide	.43123	.38667	.05	-10	20	
freon-113	.19921	.20602	.05	3	20	
iodomethane	.23563	.19422	.05	-18	20	
methylene chloride	.26282	.27927	.05	6	20	
acetone	100	72.460	.05	-28	20	F
trans-1,2-dichloroethene	.25408	.2929	.05	15	20	
Methyl Acetate	.14207	.11197	.05	-21	20	F
acrolein	100	81.078	.05	-19	20	
methyl tert butyl ether	.55299	.57861	.05	5	20	
Tert-Butyl Alcohol	.01449	.01423	.05	-2	20	F
Diisopropyl Ether	.85856	.77648	.05	-10	20	
1,1-dichloroethane	.5182	.55227	.05	7	20	
halothane	.17775	.21917	.05	23	20	F
acrylonitrile	.06838	.05784	.05	-15	20	
Ethyl-Tert-Butyl-Ether	.7298	.74473	.05	2	20	
vinyl acetate	.5036	.42918	.05	-15	20	
cis-1,2-dichloroethene	.27369	.30616	.05	12	20	
2,2-dichloropropane	.32156	.41878	.05	30	20	F
Cyclohexane	.51268	.53061	.05	3	20	
bromochloromethane	.11459	.13494	.05	18	20	
chloroform	.4585	.51349	.05	12	20	
Ethyl Acetate	.18919	.14102	.05	-25	20	F
carbontetrachloride	.34697	.43474	.05	25	20	F
tetrahydrofuran	.06467	.04818	.05	-26	20	F
1,1,1-trichloroethane	.4046	.49497	.05	22	20	F
2-butanone	100	55.719	.05	-44	20	F
1,1-dichloropropene	.364	.39871	.05	10	20	
benzene	1.032	1.0926	.05	6	20	
Tertiary-Amyl Methyl Ether	.53042	.55448	.05	5	20	
1,2-dichloroethane	.35075	.35485	.05	1	20	

FORM VII NJ-8260

7A
CONTINUING CALIBRATION CHECK

Lab Name: Alpha Analytical Labs

SDG No.: L1421110

Instrument ID: Voa108.i Calibration Date: 18-SEP-2014 Time: 11:24

Lab File ID: 0918A02 Init. Calib. Date(s): 02-SEP-2 03-SEP-2

Sample No: wg723-1,31,10 Init. Calib. Times : 23:07 03:47

Compound	RRF	RRF	MIN RRF	%D	MAX %D	
methyl cyclohexane	.48001	.52642	.05	10	20	
trichloroethene	.26708	.31243	.05	17	20	
dibromomethane	.13767	.14081	.05	2	20	
1,2-dichloropropane	.28231	.2811	.05	0	20	
bromodichloromethane	.33263	.35259	.05	6	20	
1,4-Dioxane	.00178	.00167	.05	-6	20	F
2-Chloroethylvinyl ether	.14415	.11327	.05	-21	20	F
cis-1,3-dichloropropene	.3719	.38672	.05	4	20	
toluene	.90638	.88644	.05	-2	20	
tetrachloroethene	.3366	.37173	.05	10	20	
4-methyl-2-pentanone	.06584	.053	.05	-20	20	
trans-1,3-dichloropropene	.44372	.40417	.05	-9	20	
ethyl-methacrylate	.35226	.26813	.05	-24	20	F
1,1,2-trichloroethane	.22542	.20278	.05	-10	20	
chlorodibromomethane	.2934	.28545	.05	-3	20	
1,3-dichloropropane	.47681	.41296	.05	-13	20	
1,2-dibromoethane	.25346	.23327	.05	-8	20	
2-hexanone	.14883	.08756	.05	-41	20	F
chlorobenzene	.9469	.95101	.05	0	20	
ethyl benzene	1.6795	1.7081	.05	2	20	
1,1,1,2-tetrachloroethane	.31423	.33098	.05	5	20	
p/m xylene	.62057	.66428	.05	7	20	
o xylene	.5741	.61431	.05	7	20	
styrene	.94966	.99699	.05	5	20	
bromoform	.29501	.25552	.05	-13	20	
isopropylbenzene	3.1532	3.1184	.05	-1	20	
bromobenzene	.68732	.65861	.05	-4	20	
n-propylbenzene	3.7632	3.6072	.05	-4	20	
1,4-dichloro-2-butane	.99478	.79608	.05	-20	20	
1,1,2,2,-tetrachloroethane	.60445	.48773	.05	-19	20	
4-ethyltoluene	3.3151	3.2737	.05	-1	20	
2-chlorotoluene	2.2938	2.2237	.05	-3	20	
1,3,5-trimethybenzene	2.627	2.6123	.05	-1	20	
1,2,3-trichloropropane	.48142	.4021	.05	-16	20	
trans-1,4-dichloro-2-butene	.17273	.11927	.05	-31	20	F
4-chorotoluene	2.2860	2.1733	.05	-5	20	
tert-butylbenzene	2.2212	2.2292	.05	0	20	
1,2,4-trimethylbenzene	2.6336	2.5066	.05	-5	20	

FORM VII NJ-8260

7A
CONTINUING CALIBRATION CHECK

Lab Name: Alpha Analytical Labs

SDG No.: L1421110

Instrument ID: Voa108.i Calibration Date: 18-SEP-2014 Time: 11:24

Lab File ID: 0918A02 Init. Calib. Date(s): 02-SEP-2 03-SEP-2

Sample No: wg723-1,31,10 Init. Calib. Times : 23:07 03:47

Compound	RRF	RRF	MIN RRF	%D	MAX %D	
sec-butylbenzene	3.4481	3.3581	.05	-3	20	
p-isopropyltoluene	2.8249	2.7205	.05	-4	20	
1,3-dichlorobenzene	1.4058	1.3618	.05	-3	20	
1,4-dichlorobenzene	1.4186	1.3493	.05	-5	20	
p-Diethylbenzene	1.7349	1.5316	.05	-12	20	
n-butylbenzene	2.6719	2.2937	.05	-14	20	
1,2-dichlorobenzene	1.2677	1.2037	.05	-5	20	
1,2,4,5-tetramethylbenzene	2.3842	2.1329	.05	-11	20	
1,2-dibromo-3-chloropropane	.25023	.20866	.05	-17	20	
1,3,5-trichlorobenzene	.87043	.78026	.05	-10	20	
hexachlorobutadiene	.34791	.32467	.05	-7	20	
1,2,4-trichlorobenzene	.74819	.56639	.05	-24	20	F
naphthalene	100	57.443	.05	-43	20	F
1,2,3-trichlorobenzene	.65611	.48864	.05	-26	20	F
dibromofluoromethane	.2559	.27695	.05	8	30	
1,2-dichloroethane-d4	.33018	.28666	.05	-13	30	
toluene-d8	1.3531	1.2304	.05	-9	30	
4-bromofluorobenzene	1.0098	.94675	.05	-6	30	

FORM VII NJ-8260

7A
CONTINUING CALIBRATION CHECK

Lab Name: Alpha Analytical Labs

SDG No.: L1421110

Instrument ID: Voa105.i Calibration Date: 21-SEP-2014 Time: 14:05

Lab File ID: 0921A02 Init. Calib. Date(s): 03-SEP-2 04-SEP-2

Sample No: wg724-1,31,10 Init. Calib. Times : 20:00 00:38

Compound	RRF	RRF	MIN RRF	%D	MAX %D	
dichlorodifluoromethane	.17915	.12829	.05	-28	20	F
chloromethane	.40185	.37026	.05	-8	20	
vinyl chloride	.3576	.36268	.05	1	20	
bromomethane	.13858	.17681	.05	28	20	F
chloroethane	.20888	.21948	.05	5	20	
trichlorofluoromethane	.27908	.34573	.05	24	20	F
ethyl ether	.11191	.12744	.05	14	20	
1,1,-dichloroethene	.2149	.20765	.05	-3	20	
carbon disulfide	.732	.61111	.05	-17	20	
freon-113	.22095	.2267	.05	3	20	
methylene chloride	.28949	.302	.05	4	20	
acetone	.05191	.07329	.05	41	20	F
trans-1,2-dichloroethene	.24471	.24951	.05	2	20	
Methyl Acetate	.14215	.18088	.05	27	20	F
methyl tert butyl ether	.4451	.50532	.05	14	20	
Tert-Butyl Alcohol	.01246	.01624	.05	30	20	F
Diisopropyl Ether	1.0259	1.0695	.05	4	20	
1,1-dichloroethane	.46937	.4854	.05	3	20	
halothane	.16889	.17207	.05	2	20	
acrylonitrile	.06626	.08256	.05	25	20	F
Ethyl-Tert-Butyl-Ether	.77171	.80372	.05	4	20	
vinyl acetate	.54123	.65168	.05	20	20	F
cis-1,2-dichloroethene	.2735	.28195	.05	3	20	
2,2-dichloropropane	.26007	.27791	.05	7	20	
bromochloromethane	.12096	.12749	.05	5	20	
Cyclohexane	.52714	.49544	.05	-6	20	
chloroform	.35659	.4088	.05	15	20	
Ethyl Acetate	.18746	.24152	.05	29	20	F
carbontetrachloride	.24198	.24535	.05	1	20	
tetrahydrofuran	.06697	.0899	.05	34	20	F
1,1,1-trichloroethane	.28476	.31045	.05	9	20	
2-butanone	.08352	.12185	.05	46	20	F
1,1-dichloropropene	.3063	.31707	.05	4	20	
benzene	.98557	.99745	.05	1	20	
Tertiary-Amyl Methyl Ether	.52049	.55741	.05	7	20	
1,2-dichloroethane	.27721	.31297	.05	13	20	
methyl cyclohexane	.5271	.46077	.05	-13	20	
trichloroethene	.25702	.25981	.05	1	20	

FORM VII NJ-8260

7A
CONTINUING CALIBRATION CHECK

Lab Name: Alpha Analytical Labs

SDG No.: L1421110

Instrument ID: Voa105.i Calibration Date: 21-SEP-2014 Time: 14:05

Lab File ID: 0921A02 Init. Calib. Date(s): 03-SEP-2 04-SEP-2

Sample No: wg724-1,31,10 Init. Calib. Times : 20:00 00:38

Compound	RRF	RRF	MIN RRF	%D	MAX %D	
dibromomethane	.13291	.14306	.05	8	20	
1,2-dichloropropane	.29608	.30213	.05	2	20	
bromodichloromethane	.28291	.30597	.05	8	20	
1,4-Dioxane	.00155	.00201	.05	29	20	F
2-Chloroethylvinyl ether	.13547	.13166	.05	-3	20	
cis-1,3-dichloropropene	.38893	.38535	.05	-1	20	
toluene	.75564	.72597	.05	-4	20	
4-methyl-2-pentanone	100	96.088	.05	-4	0	F
tetrachloroethene	.30489	.27831	.05	-9	20	
trans-1,3-dichloropropene	.32735	.36255	.05	11	20	
ethyl-methacrylate	.27741	.29958	.05	8	20	
1,1,2-trichloroethane	.1925	.21518	.05	12	20	
chlorodibromomethane	.25203	.25899	.05	3	20	
1,3-dichloropropane	.38255	.4206	.05	10	20	
1,2-dibromoethane	.22929	.25071	.05	9	20	
2-hexanone	.1373	.17417	.05	27	20	F
chlorobenzene	.9669	.92953	.05	-4	20	
ethyl benzene	1.5332	1.5365	.05	0	20	
1,1,1,2-tetrachloroethane	.26274	.28503	.05	8	20	
p/m xylene	.64667	.64665	.05	0	20	
o xylene	.64696	.65028	.05	1	20	
styrene	1.0227	1.1597	.05	13	20	
bromoform	100	89.660	.05	-10	0	F
isopropylbenzene	3.6802	2.5342	.05	-31	20	F
bromobenzene	.89474	.64104	.05	-28	20	F
n-propylbenzene	4.4602	3.3724	.05	-24	20	F
1,4-dichloro-2-butane	1.0399	.91132	.05	-12	20	
1,1,2,2,-tetrachloroethane	.56424	.5647	.05	0	20	
4-ethyltoluene	3.6796	2.9534	.05	-20	20	
2-chlorotoluene	2.4129	2.0355	.05	-16	20	
1,2,3-trichloropropane	.40141	.43599	.05	9	20	
1,3,5-trimethybenzene	2.6735	2.3383	.05	-13	20	
trans-1,4-dichloro-2-butene	100	89.393	.05	-11	0	F
4-chorotoluene	2.4664	2.0478	.05	-17	20	
tert-butylbenzene	2.7131	2.0354	.05	-25	20	F
1,2,4-trimethylbenzene	2.9161	2.4415	.05	-16	20	
sec-butylbenzene	4.0805	3.4303	.05	-16	20	
p-isopropyltoluene	3.4287	2.8806	.05	-16	20	

FORM VII NJ-8260

7A
CONTINUING CALIBRATION CHECK

Lab Name: Alpha Analytical Labs

SDG No.: L1421110

Instrument ID: Voa105.i Calibration Date: 21-SEP-2014 Time: 14:05

Lab File ID: 0921A02 Init. Calib. Date(s): 03-SEP-2 04-SEP-2

Sample No: wg724-1,31,10 Init. Calib. Times : 20:00 00:38

Compound	RRF	RRF	MIN RRF	%D	MAX %D	
1,3-dichlorobenzene	1.6168	1.4942	.05	-8	20	
1,4-dichlorobenzene	1.6005	1.5051	.05	-6	20	
p-Diethylbenzene	2.0954	1.7952	.05	-14	20	
n-butylbenzene	3.1348	2.9474	.05	-6	20	
1,2-dichlorobenzene	1.4557	1.3635	.05	-6	20	
1,2,4,5-tetramethylbenzene	3.0223	2.6023	.05	-14	20	
1,2-dibromo-3-chloropropane	.20683	.20641	.05	0	20	
1,3,5-trichlorobenzene	.94945	.88579	.05	-7	20	
hexachlorobutadiene	.27903	.26705	.05	-4	20	
1,2,4-trichlorobenzene	.58707	.59849	.05	2	20	
naphthalene	1.0016	1.1009	.05	10	20	
1,2,3-trichlorobenzene	.35538	.39899	.05	12	20	
iodomethane	100	62.240	.05	-38	0	F
dibromofluoromethane	.22497	.24219	.05	8	20	
1,2-dichloroethane-d4	.21497	.23873	.05	11	20	
toluene-d8	1.1074	1.1035	.05	0	20	
4-bromofluorobenzene	1.0367	.84766	.05	-18	20	

FORM VII NJ-8260

7A
CONTINUING CALIBRATION CHECK

Lab Name: Alpha Analytical Labs

SDG No.: L1421110

Instrument ID: Voa105.i Calibration Date: 19-SEP-2014 Time: 09:28

Lab File ID: 0919A02 Init. Calib. Date(s): 03-SEP-2 04-SEP-2

Sample No: wg723-1,31,10 Init. Calib. Times : 20:00 00:38

Compound	RRF	RRF	MIN RRF	%D	MAX %D	
dichlorodifluoromethane	.17915	.09962	.05	-44	20	F
chloromethane	.40185	.30065	.05	-25	20	F
vinyl chloride	.3576	.30617	.05	-14	20	
bromomethane	.13858	.14222	.05	3	20	
chloroethane	.20888	.2278	.05	9	20	
trichlorofluoromethane	.27908	.31614	.05	13	20	
ethyl ether	.11191	.1117	.05	0	20	
1,1,-dichloroethene	.2149	.20035	.05	-7	20	
carbon disulfide	.732	.57088	.05	-22	20	F
freon-113	.22095	.21909	.05	-1	20	
methylene chloride	.28949	.27822	.05	-4	20	
acetone	.05191	.05099	.05	-2	20	
trans-1,2-dichloroethene	.24471	.23702	.05	-3	20	
Methyl Acetate	.14215	.14333	.05	1	20	
methyl tert butyl ether	.4451	.43611	.05	-2	20	
Tert-Butyl Alcohol	.01246	.01034	.05	-17	20	F
Diisopropyl Ether	1.0259	1.0057	.05	-2	20	
1,1-dichloroethane	.46937	.46085	.05	-2	20	
halothane	.16889	.16572	.05	-2	20	
acrylonitrile	.06626	.069	.05	4	20	
Ethyl-Tert-Butyl-Ether	.77171	.72653	.05	-6	20	
vinyl acetate	.54123	.53819	.05	-1	20	
cis-1,2-dichloroethene	.2735	.26847	.05	-2	20	
2,2-dichloropropane	.26007	.26531	.05	2	20	
bromochloromethane	.12096	.12015	.05	-1	20	
Cyclohexane	.52714	.48685	.05	-8	20	
chloroform	.35659	.38987	.05	9	20	
Ethyl Acetate	.18746	.19412	.05	4	20	
carbontetrachloride	.24198	.24242	.05	0	20	
tetrahydrofuran	.06697	.07	.05	5	20	
1,1,1-trichloroethane	.28476	.29992	.05	5	20	
2-butanone	.08352	.0847	.05	1	20	
1,1-dichloropropene	.3063	.31299	.05	2	20	
benzene	.98557	.95918	.05	-3	20	
Tertiary-Amyl Methyl Ether	.52049	.48842	.05	-6	20	
1,2-dichloroethane	.27721	.29435	.05	6	20	
methyl cyclohexane	.5271	.47029	.05	-11	20	
trichloroethene	.25702	.25124	.05	-2	20	

FORM VII NJ-8260

7A
CONTINUING CALIBRATION CHECK

Lab Name: Alpha Analytical Labs

SDG No.: L1421110

Instrument ID: Voa105.i Calibration Date: 19-SEP-2014 Time: 09:28

Lab File ID: 0919A02 Init. Calib. Date(s): 03-SEP-2 04-SEP-2

Sample No: wg723-1,31,10 Init. Calib. Times : 20:00 00:38

Compound	RRF	RRF	MIN RRF	%D	MAX %D	
dibromomethane	.13291	.13248	.05	0	20	
1,2-dichloropropane	.29608	.28696	.05	-3	20	
bromodichloromethane	.28291	.289	.05	2	20	
1,4-Dioxane	.00155	.00149	.05	-4	20	F
2-Chloroethylvinyl ether	.13547	.10998	.05	-19	20	
cis-1,3-dichloropropene	.38893	.36222	.05	-7	20	
toluene	.75564	.7105	.05	-6	20	
4-methyl-2-pentanone	100	78.347	.05	-22	0	F
tetrachloroethene	.30489	.2784	.05	-9	20	
trans-1,3-dichloropropene	.32735	.33402	.05	2	20	
ethyl-methacrylate	.27741	.25124	.05	-9	20	
1,1,2-trichloroethane	.1925	.19551	.05	2	20	
chlorodibromomethane	.25203	.24488	.05	-3	20	
1,3-dichloropropane	.38255	.3838	.05	0	20	
1,2-dibromoethane	.22929	.22305	.05	-3	20	
2-hexanone	.1373	.13005	.05	-5	20	
chlorobenzene	.9669	.91745	.05	-5	20	
ethyl benzene	1.5332	1.5132	.05	-1	20	
1,1,1,2-tetrachloroethane	.26274	.28137	.05	7	20	
p/m xylene	.64667	.64145	.05	-1	20	
o xylene	.64696	.64223	.05	-1	20	
styrene	1.0227	1.1128	.05	9	20	
bromoform	100	82.845	.05	-17	0	F
isopropylbenzene	3.6802	2.7178	.05	-26	20	F
bromobenzene	.89474	.66103	.05	-26	20	F
n-propylbenzene	4.4602	3.5868	.05	-20	20	
1,4-dichloro-2-butane	1.0399	.86544	.05	-17	20	
1,1,2,2,-tetrachloroethane	.56424	.50476	.05	-11	20	
4-ethyltoluene	3.6796	3.1402	.05	-15	20	
2-chlorotoluene	2.4129	2.1439	.05	-11	20	
1,2,3-trichloropropane	.40141	.40263	.05	0	20	
1,3,5-trimethybenzene	2.6735	2.4697	.05	-8	20	
trans-1,4-dichloro-2-butene	100	78.187	.05	-22	0	F
4-chorotoluene	2.4664	2.1148	.05	-14	20	
tert-butylbenzene	2.7131	2.1926	.05	-19	20	
1,2,4-trimethylbenzene	2.9161	2.5566	.05	-12	20	
sec-butylbenzene	4.0805	3.6768	.05	-10	20	
p-isopropyltoluene	3.4287	3.0552	.05	-11	20	

FORM VII NJ-8260

7A
CONTINUING CALIBRATION CHECK

Lab Name: Alpha Analytical Labs

SDG No.: L1421110

Instrument ID: Voa105.i Calibration Date: 19-SEP-2014 Time: 09:28

Lab File ID: 0919A02 Init. Calib. Date(s): 03-SEP-2 04-SEP-2

Sample No: wg723-1,31,10 Init. Calib. Times : 20:00 00:38

Compound	RRF	RRF	MIN RRF	%D	MAX %D	
1,3-dichlorobenzene	1.6168	1.4824	.05	-8	20	
1,4-dichlorobenzene	1.6005	1.5137	.05	-5	20	
p-Diethylbenzene	2.0954	1.8988	.05	-9	20	
n-butylbenzene	3.1348	3.0783	.05	-2	20	
1,2-dichlorobenzene	1.4557	1.3158	.05	-10	20	
1,2,4,5-tetramethylbenzene	3.0223	2.5955	.05	-14	20	
1,2-dibromo-3-chloropropane	.20683	.18941	.05	-8	20	
1,3,5-trichlorobenzene	.94945	.85583	.05	-10	20	
hexachlorobutadiene	.27903	.25648	.05	-8	20	
1,2,4-trichlorobenzene	.58707	.52132	.05	-11	20	
naphthalene	1.0016	.86364	.05	-14	20	
1,2,3-trichlorobenzene	.35538	.32101	.05	-10	20	
iodomethane	100	57.685	.05	-42	0	F
dibromofluoromethane	.22497	.23754	.05	6	20	
1,2-dichloroethane-d4	.21497	.22936	.05	7	20	
toluene-d8	1.1074	1.1256	.05	2	20	
4-bromofluorobenzene	1.0367	.88231	.05	-15	20	

FORM VII NJ-8260

7A
CONTINUING CALIBRATION CHECK

Lab Name: Alpha Analytical Labs

SDG No.: L1421110

Instrument ID: Voa105.i Calibration Date: 18-SEP-2014 Time: 09:14

Lab File ID: 0918A02 Init. Calib. Date(s): 03-SEP-2 04-SEP-2

Sample No: wg723-1,31,10 Init. Calib. Times : 20:00 00:38

Compound	RRF	RRF	MIN RRF	%D	MAX %D	
dichlorodifluoromethane	.17915	.10623	.05	-41	20	F
chloromethane	.40185	.34153	.05	-15	20	
vinyl chloride	.3576	.34372	.05	-4	20	
bromomethane	.13858	.10067	.05	-27	20	F
chloroethane	.20888	.22274	.05	7	20	
trichlorofluoromethane	.27908	.34087	.05	22	20	F
ethyl ether	.11191	.11512	.05	3	20	
1,1,-dichloroethene	.2149	.21619	.05	1	20	
carbon disulfide	.732	.61309	.05	-16	20	
freon-113	.22095	.2391	.05	8	20	
methylene chloride	.28949	.30108	.05	4	20	
acetone	.05191	.08281	.05	60	20	F
trans-1,2-dichloroethene	.24471	.25223	.05	3	20	
Methyl Acetate	.14215	.15022	.05	6	20	
methyl tert butyl ether	.4451	.47666	.05	7	20	
Tert-Butyl Alcohol	.01246	.01364	.05	9	20	F
Diisopropyl Ether	1.0259	1.0330	.05	1	20	
1,1-dichloroethane	.46937	.47642	.05	2	20	
halothane	.16889	.18688	.05	11	20	
acrylonitrile	.06626	.07104	.05	7	20	
Ethyl-Tert-Butyl-Ether	.77171	.77145	.05	0	20	
vinyl acetate	.54123	.56797	.05	5	20	
cis-1,2-dichloroethene	.2735	.28139	.05	3	20	
2,2-dichloropropane	.26007	.29365	.05	13	20	
bromochloromethane	.12096	.13443	.05	11	20	
Cyclohexane	.52714	.51512	.05	-2	20	
chloroform	.35659	.40369	.05	13	20	
Ethyl Acetate	.18746	.20547	.05	10	20	
carbontetrachloride	.24198	.26527	.05	10	20	
tetrahydrofuran	.06697	.0731	.05	9	20	
1,1,1-trichloroethane	.28476	.3192	.05	12	20	
2-butanone	.08352	.13826	.05	66	20	F
1,1-dichloropropene	.3063	.3264	.05	7	20	
benzene	.98557	.98897	.05	0	20	
Tertiary-Amyl Methyl Ether	.52049	.5265	.05	1	20	
1,2-dichloroethane	.27721	.30776	.05	11	20	
methyl cyclohexane	.5271	.49228	.05	-7	20	
trichloroethene	.25702	.26278	.05	2	20	

FORM VII NJ-8260

7A
CONTINUING CALIBRATION CHECK

Lab Name: Alpha Analytical Labs

SDG No.: L1421110

Instrument ID: Voa105.i Calibration Date: 18-SEP-2014 Time: 09:14

Lab File ID: 0918A02 Init. Calib. Date(s): 03-SEP-2 04-SEP-2

Sample No: wg723-1,31,10 Init. Calib. Times : 20:00 00:38

Compound	RRF	RRF	MIN RRF	%D	MAX %D	
dibromomethane	.13291	.13604	.05	2	20	
1,2-dichloropropane	.29608	.29674	.05	0	20	
bromodichloromethane	.28291	.29967	.05	6	20	
1,4-Dioxane	.00155	.00169	.05	9	20	F
2-Chloroethylvinyl ether	.13547	.12062	.05	-11	20	
cis-1,3-dichloropropene	.38893	.37508	.05	-4	20	
toluene	.75564	.73245	.05	-3	20	
4-methyl-2-pentanone	100	85.091	.05	-15	0	F
tetrachloroethene	.30489	.31621	.05	4	20	
trans-1,3-dichloropropene	.32735	.34137	.05	4	20	
ethyl-methacrylate	.27741	.26931	.05	-3	20	
1,1,2-trichloroethane	.1925	.19651	.05	2	20	
chlorodibromomethane	.25203	.25766	.05	2	20	
1,3-dichloropropane	.38255	.39394	.05	3	20	
1,2-dibromoethane	.22929	.23459	.05	2	20	
2-hexanone	.1373	.14751	.05	7	20	
chlorobenzene	.9669	.95203	.05	-2	20	
ethyl benzene	1.5332	1.5894	.05	4	20	
1,1,1,2-tetrachloroethane	.26274	.29815	.05	13	20	
p/m xylene	.64667	.68289	.05	6	20	
o xylene	.64696	.68497	.05	6	20	
styrene	1.0227	1.1977	.05	17	20	
bromoform	100	94.898	.05	-5	0	F
isopropylbenzene	3.6802	2.8174	.05	-23	20	F
bromobenzene	.89474	.72724	.05	-19	20	
n-propylbenzene	4.4602	3.7099	.05	-17	20	
1,4-dichloro-2-butane	1.0399	.88839	.05	-15	20	
1,1,2,2,-tetrachloroethane	.56424	.52398	.05	-7	20	
4-ethyltoluene	3.6796	3.2424	.05	-12	20	
2-chlorotoluene	2.4129	2.2088	.05	-8	20	
1,2,3-trichloropropane	.40141	.42226	.05	5	20	
1,3,5-trimethybenzene	2.6735	2.5376	.05	-5	20	
trans-1,4-dichloro-2-butene	100	83.961	.05	-16	0	F
4-chorotoluene	2.4664	2.1474	.05	-13	20	
tert-butylbenzene	2.7131	2.3022	.05	-15	20	
1,2,4-trimethylbenzene	2.9161	2.6079	.05	-11	20	
sec-butylbenzene	4.0805	3.7945	.05	-7	20	
p-isopropyltoluene	3.4287	3.1472	.05	-8	20	

FORM VII NJ-8260

7A
CONTINUING CALIBRATION CHECK

Lab Name: Alpha Analytical Labs

SDG No.: L1421110

Instrument ID: Voa105.i Calibration Date: 18-SEP-2014 Time: 09:14

Lab File ID: 0918A02 Init. Calib. Date(s): 03-SEP-2 04-SEP-2

Sample No: wg723-1,31,10 Init. Calib. Times : 20:00 00:38

Compound	RRF	RRF	MIN RRF	%D	MAX %D	
1,3-dichlorobenzene	1.6168	1.5922	.05	-2	20	
1,4-dichlorobenzene	1.6005	1.5767	.05	-1	20	
p-Diethylbenzene	2.0954	1.9374	.05	-8	20	
n-butylbenzene	3.1348	3.1129	.05	-1	20	
1,2-dichlorobenzene	1.4557	1.4138	.05	-3	20	
1,2,4,5-tetramethylbenzene	3.0223	2.6956	.05	-11	20	
1,2-dibromo-3-chloropropane	.20683	.19629	.05	-5	20	
1,3,5-trichlorobenzene	.94945	.95835	.05	1	20	
hexachlorobutadiene	.27903	.29208	.05	5	20	
1,2,4-trichlorobenzene	.58707	.60298	.05	3	20	
naphthalene	1.0016	.97536	.05	-3	20	
1,2,3-trichlorobenzene	.35538	.37259	.05	5	20	
iodomethane	100	64.481	.05	-36	0	F
dibromofluoromethane	.22497	.24832	.05	10	20	
1,2-dichloroethane-d4	.21497	.2316	.05	8	20	
toluene-d8	1.1074	1.1119	.05	0	20	
4-bromofluorobenzene	1.0367	.86895	.05	-16	20	

FORM VII NJ-8260

7A
CONTINUING CALIBRATION CHECK

Lab Name: Alpha Analytical Labs

SDG No.: L1421110

Instrument ID: Voa105.i Calibration Date: 17-SEP-2014 Time: 09:31

Lab File ID: 0917A02 Init. Calib. Date(s): 03-SEP-2 04-SEP-2

Sample No: wg722-1,31,10 Init. Calib. Times : 20:00 00:38

Compound	RRF	RRF	MIN RRF	%D	MAX %D	
dichlorodifluoromethane	.17915	.11711	.05	-35	20	F
chloromethane	.40185	.34041	.05	-15	20	
vinyl chloride	.3576	.34047	.05	-5	20	
bromomethane	.13858	.13968	.05	1	20	
chloroethane	.20888	.21611	.05	3	20	
trichlorofluoromethane	.27908	.3285	.05	18	20	
ethyl ether	.11191	.11133	.05	-1	20	
1,1,-dichloroethene	.2149	.20266	.05	-6	20	
carbon disulfide	.732	.57923	.05	-21	20	F
freon-113	.22095	.21887	.05	-1	20	
methylene chloride	.28949	.28824	.05	0	20	
acetone	.05191	.05553	.05	7	20	
trans-1,2-dichloroethene	.24471	.23767	.05	-3	20	
Methyl Acetate	.14215	.14162	.05	0	20	
methyl tert butyl ether	.4451	.44927	.05	1	20	
Tert-Butyl Alcohol	.01246	.01026	.05	-18	20	F
Diisopropyl Ether	1.0259	.98804	.05	-4	20	
1,1-dichloroethane	.46937	.45469	.05	-3	20	
halothane	.16889	.16618	.05	-2	20	
acrylonitrile	.06626	.07186	.05	8	20	
Ethyl-Tert-Butyl-Ether	.77171	.7234	.05	-6	20	
vinyl acetate	.54123	.55354	.05	2	20	
cis-1,2-dichloroethene	.2735	.272	.05	-1	20	
2,2-dichloropropane	.26007	.27318	.05	5	20	
bromochloromethane	.12096	.12367	.05	2	20	
Cyclohexane	.52714	.46839	.05	-11	20	
chloroform	.35659	.38019	.05	7	20	
Ethyl Acetate	.18746	.20093	.05	7	20	
carbontetrachloride	.24198	.23984	.05	-1	20	
tetrahydrofuran	.06697	.07195	.05	7	20	
1,1,1-trichloroethane	.28476	.29399	.05	3	20	
2-butanone	.08352	.08617	.05	3	20	
1,1-dichloropropene	.3063	.30176	.05	-1	20	
benzene	.98557	.9323	.05	-5	20	
Tertiary-Amyl Methyl Ether	.52049	.50174	.05	-4	20	
1,2-dichloroethane	.27721	.28426	.05	3	20	
methyl cyclohexane	.5271	.44496	.05	-16	20	
trichloroethene	.25702	.24579	.05	-4	20	

FORM VII NJ-8260

7A
CONTINUING CALIBRATION CHECK

Lab Name: Alpha Analytical Labs

SDG No.: L1421110

Instrument ID: Voa105.i Calibration Date: 17-SEP-2014 Time: 09:31

Lab File ID: 0917A02 Init. Calib. Date(s): 03-SEP-2 04-SEP-2

Sample No: wg722-1,31,10 Init. Calib. Times : 20:00 00:38

Compound	RRF	RRF	MIN RRF	%D	MAX %D	
dibromomethane	.13291	.1309	.05	-2	20	
1,2-dichloropropane	.29608	.27883	.05	-6	20	
bromodichloromethane	.28291	.28325	.05	0	20	
1,4-Dioxane	.00155	.00128	.05	-18	20	F
2-Chloroethylvinyl ether	.13547	.11482	.05	-15	20	
cis-1,3-dichloropropene	.38893	.35356	.05	-9	20	
toluene	.75564	.71416	.05	-5	20	
4-methyl-2-pentanone	100	79.799	.05	-20	0	F
tetrachloroethene	.30489	.29034	.05	-5	20	
trans-1,3-dichloropropene	.32735	.34029	.05	4	20	
ethyl-methacrylate	.27741	.26378	.05	-5	20	
1,1,2-trichloroethane	.1925	.19723	.05	2	20	
chlorodibromomethane	.25203	.2521	.05	0	20	
1,3-dichloropropane	.38255	.38542	.05	1	20	
1,2-dibromoethane	.22929	.23021	.05	0	20	
2-hexanone	.1373	.13916	.05	1	20	
chlorobenzene	.9669	.92384	.05	-4	20	
ethyl benzene	1.5332	1.4813	.05	-3	20	
1,1,1,2-tetrachloroethane	.26274	.28178	.05	7	20	
p/m xylene	.64667	.63752	.05	-1	20	
o xylene	.64696	.63936	.05	-1	20	
styrene	1.0227	1.1247	.05	10	20	
bromoform	100	87.130	.05	-13	0	F
isopropylbenzene	3.6802	2.5861	.05	-30	20	F
bromobenzene	.89474	.66595	.05	-26	20	F
n-propylbenzene	4.4602	3.3926	.05	-24	20	F
1,4-dichloro-2-butane	1.0399	.84534	.05	-19	20	
1,1,2,2,-tetrachloroethane	.56424	.49681	.05	-12	20	
4-ethyltoluene	3.6796	3.0244	.05	-18	20	
2-chlorotoluene	2.4129	2.0457	.05	-15	20	
1,2,3-trichloropropane	.40141	.38996	.05	-3	20	
1,3,5-trimethybenzene	2.6735	2.3350	.05	-13	20	
trans-1,4-dichloro-2-butene	100	80.482	.05	-20	0	F
4-chorotoluene	2.4664	2.0336	.05	-18	20	
tert-butylbenzene	2.7131	2.1074	.05	-22	20	F
1,2,4-trimethylbenzene	2.9161	2.4438	.05	-16	20	
sec-butylbenzene	4.0805	3.4901	.05	-14	20	
p-isopropyltoluene	3.4287	2.945	.05	-14	20	

FORM VII NJ-8260

7A
CONTINUING CALIBRATION CHECK

Lab Name: Alpha Analytical Labs

SDG No.: L1421110

Instrument ID: Voa105.i Calibration Date: 17-SEP-2014 Time: 09:31

Lab File ID: 0917A02 Init. Calib. Date(s): 03-SEP-2 04-SEP-2

Sample No: wg722-1,31,10 Init. Calib. Times : 20:00 00:38

Compound	RRF	RRF	MIN RRF	%D	MAX %D	
1,3-dichlorobenzene	1.6168	1.5063	.05	-7	20	
1,4-dichlorobenzene	1.6005	1.4936	.05	-7	20	
p-Diethylbenzene	2.0954	1.8105	.05	-14	20	
n-butylbenzene	3.1348	2.9029	.05	-7	20	
1,2-dichlorobenzene	1.4557	1.3355	.05	-8	20	
1,2,4,5-tetramethylbenzene	3.0223	2.5461	.05	-16	20	
1,2-dibromo-3-chloropropane	.20683	.183	.05	-12	20	
1,3,5-trichlorobenzene	.94945	.87145	.05	-8	20	
hexachlorobutadiene	.27903	.26005	.05	-7	20	
1,2,4-trichlorobenzene	.58707	.54587	.05	-7	20	
naphthalene	1.0016	.91999	.05	-8	20	
1,2,3-trichlorobenzene	.35538	.3442	.05	-3	20	
iodomethane	100	75.800	.05	-24	0	F
dibromofluoromethane	.22497	.24303	.05	8	20	
1,2-dichloroethane-d4	.21497	.23315	.05	8	20	
toluene-d8	1.1074	1.1318	.05	2	20	
4-bromofluorobenzene	1.0367	.85098	.05	-18	20	

FORM VII NJ-8260

7A
CONTINUING CALIBRATION CHECK

Lab Name: Alpha Analytical Labs

SDG No.: L1421110

Instrument ID: Voa108.i Calibration Date: 20-SEP-2014 Time: 19:36

Lab File ID: 0920A02 Init. Calib. Date(s): 19-SEP-2 19-SEP-2

Sample No: wg723-1,31,10 Init. Calib. Times : 16:33 21:14

Compound	RRF	RRF	MIN RRF	%D	MAX %D	
dichlorodifluoromethane	.20686	.15732	.05	-24	20	F
chloromethane	.23176	.21029	.05	-9	20	
vinyl chloride	.17962	.16393	.05	-9	20	
bromomethane	100	96.981	.05	-3	20	
chloroethane	.08532	.078	.05	-9	20	
trichlorofluoromethane	.32077	.30154	.05	-6	20	
ethyl ether	.06431	.0594	.05	-8	20	
1,1,-dichloroethene	.14162	.12482	.05	-12	20	
carbon disulfide	.3607	.31676	.05	-12	20	
freon-113	.17422	.16071	.05	-8	20	
iodomethane	100	53.480	.05	-47	20	F
methylene chloride	.22733	.21753	.05	-4	20	
acetone	.02896	.02902	.05	0	20	F
trans-1,2-dichloroethene	.24626	.22604	.05	-8	20	
Methyl Acetate	.07846	.07743	.05	-1	20	
acrolein	100	121	.05	21	20	F
methyl tert butyl ether	.45782	.44571	.05	-3	20	
Tert-Butyl Alcohol	.0103	.01069	.05	4	20	F
Diisopropyl Ether	.58373	.59158	.05	1	20	
1,1-dichloroethane	.44406	.42327	.05	-5	20	
halothane	.18582	.16895	.05	-9	20	
acrylonitrile	.04248	.04259	.05	0	20	F
Ethyl-Tert-Butyl-Ether	.58104	.58994	.05	2	20	
vinyl acetate	.31286	.32538	.05	4	20	
cis-1,2-dichloroethene	.25536	.23915	.05	-6	20	
2,2-dichloropropane	.32676	.33561	.05	3	20	
Cyclohexane	.40015	.3877	.05	-3	20	
bromochloromethane	.10329	.10664	.05	3	20	
chloroform	.42069	.4124	.05	-2	20	
Ethyl Acetate	.10244	.10341	.05	1	20	
carbontetrachloride	.37553	.35246	.05	-6	20	
tetrahydrofuran	.03565	.03054	.05	-14	20	F
1,1,1-trichloroethane	.41614	.39262	.05	-6	20	
2-butanone	.04224	.04717	.05	12	20	F
1,1-dichloropropene	.32707	.31037	.05	-5	20	
benzene	.88437	.84873	.05	-4	20	
Tertiary-Amyl Methyl Ether	.45171	.4402	.05	-3	20	
1,2-dichloroethane	.27332	.28069	.05	3	20	

FORM VII NJ-8260

7A
CONTINUING CALIBRATION CHECK

Lab Name: Alpha Analytical Labs

SDG No.: L1421110

Instrument ID: Voa108.i Calibration Date: 20-SEP-2014 Time: 19:36

Lab File ID: 0920A02 Init. Calib. Date(s): 19-SEP-2 19-SEP-2

Sample No: wg723-1,31,10 Init. Calib. Times : 16:33 21:14

Compound	RRF	RRF	MIN RRF	%D	MAX %D	
methyl cyclohexane	.41362	.40361	.05	-2	20	
trichloroethene	.24985	.24508	.05	-2	20	
dibromomethane	.11362	.11116	.05	-2	20	
1,2-dichloropropane	.2262	.22065	.05	-2	20	
bromodichloromethane	.2997	.2927	.05	-2	20	
1,4-Dioxane	.00128	.00123	.05	-4	20	F
2-Chloroethylvinyl ether	.09073	.08465	.05	-7	20	
cis-1,3-dichloropropene	.31404	.30958	.05	-1	20	
toluene	.81779	.76857	.05	-6	20	
tetrachloroethene	.35053	.32045	.05	-9	20	
4-methyl-2-pentanone	.04217	.03991	.05	-5	20	F
trans-1,3-dichloropropene	.37257	.35343	.05	-5	20	
ethyl-methacrylate	.25733	.22768	.05	-12	20	
1,1,2-trichloroethane	.17699	.1696	.05	-4	20	
chlorodibromomethane	.28269	.25797	.05	-9	20	
1,3-dichloropropane	.3701	.34985	.05	-5	20	
1,2-dibromoethane	.2165	.19909	.05	-8	20	
2-hexanone	.08482	.06987	.05	-18	20	
chlorobenzene	.88264	.84915	.05	-4	20	
ethyl benzene	1.5384	1.4972	.05	-3	20	
1,1,1,2-tetrachloroethane	.31481	.29925	.05	-5	20	
p/m xylene	.56936	.58213	.05	2	20	
o xylene	.51614	.54444	.05	5	20	
styrene	.83931	.89286	.05	6	20	
bromoform	.28242	.24594	.05	-13	20	
isopropylbenzene	3.0524	2.9581	.05	-3	20	
bromobenzene	.68487	.64144	.05	-6	20	
n-propylbenzene	3.4858	3.4414	.05	-1	20	
1,4-dichloro-2-butane	.70834	.7014	.05	-1	20	
1,1,2,2,-tetrachloroethane	.46211	.43179	.05	-7	20	
4-ethyltoluene	3.1376	3.1126	.05	-1	20	
2-chlorotoluene	2.1626	2.1421	.05	-1	20	
1,3,5-trimethybenzene	2.5100	2.5068	.05	0	20	
1,2,3-trichloropropane	.35846	.36593	.05	2	20	
trans-1,4-dichloro-2-butene	.11702	.1117	.05	-5	20	
4-chorotoluene	2.1353	2.1237	.05	-1	20	
tert-butylbenzene	2.1627	2.1426	.05	-1	20	
1,2,4-trimethylbenzene	2.4215	2.4290	.05	0	20	

FORM VII NJ-8260

7A
CONTINUING CALIBRATION CHECK

Lab Name: Alpha Analytical Labs

SDG No.: L1421110

Instrument ID: Voa108.i Calibration Date: 20-SEP-2014 Time: 19:36

Lab File ID: 0920A02 Init. Calib. Date(s): 19-SEP-2 19-SEP-2

Sample No: wg723-1,31,10 Init. Calib. Times : 16:33 21:14

Compound	RRF	RRF	MIN RRF	%D	MAX %D	
sec-butylbenzene	3.2148	3.2210	.05	0	20	
p-isopropyltoluene	100	97.216	.05	-3	20	
1,3-dichlorobenzene	1.3688	1.3407	.05	-2	20	
1,4-dichlorobenzene	1.3678	1.3131	.05	-4	20	
p-Diethylbenzene	1.6101	1.5437	.05	-4	20	
n-butylbenzene	2.2092	2.2810	.05	3	20	
1,2-dichlorobenzene	1.2002	1.1541	.05	-4	20	
1,2,4,5-tetramethylbenzene	2.1709	2.1688	.05	0	20	
1,2-dibromo-3-chloropropane	.19983	.20526	.05	3	20	
1,3,5-trichlorobenzene	.81226	.78886	.05	-3	20	
hexachlorobutadiene	.35737	.36729	.05	3	20	
1,2,4-trichlorobenzene	.64632	.55715	.05	-14	20	
naphthalene	100	79.697	.05	-20	20	F
1,2,3-trichlorobenzene	.512	.45922	.05	-10	20	
dibromofluoromethane	.26109	.27496	.05	5	30	
1,2-dichloroethane-d4	.26975	.29522	.05	9	30	
toluene-d8	1.3363	1.2989	.05	-3	30	
4-bromofluorobenzene	.99125	.97724	.05	-1	30	

FORM VII NJ-8260

Surrogate Summary

Form 2
Surrogate Recovery
Volatile Organics

Client: Tetra Tech GEO
Project Name: LOCKHEED-NORTH PLAINFIELD

Lab Number: L1421110
Project Number: 117-0507.600.02
Matrix:

CLIENT ID (LAB SAMPLE NO.)	SMC1 TOL	SMC2 BFB	SMC3 DCA	SMC4 DBFM	TOT OUT
WG723893-2LCSD	101	80	113	109	0
WG723893-1LCS	101	81	111	108	0
WG723893-3BLANK	105	84	109	104	0
MW-506S (L1421110-14)	104	85	111	103	0
MW-550I (L1421110-45)	105	84	120	103	0
PZ-521I (L1421110-38)	105	87	113	103	0
PZ-521S (L1421110-37)	104	86	113	102	0
PZ-522D (L1421110-41)	104	86	116	103	0
PZ-522I (L1421110-40)	105	85	115	105	0
PZ-522S (L1421110-39)	104	85	114	103	0
PZ-524D (L1421110-44)	105	84	117	102	0
PZ-524I (L1421110-43)	105	85	115	104	0
PZ-524S (L1421110-42)	105	85	118	103	0
SW-1 (L1421110-46)	104	84	118	100	0
WG723247-2LCSD	100	81	109	109	0
WG723247-1LCS	100	84	108	110	0
WG723247-3BLANK	102	81	111	104	0
MW-2I (L1421110-04)	106	83	114	103	0
MW-3D (L1421110-05)	104	83	113	101	0
MW-501I (L1421110-07)	105	85	113	102	0
MW-501S (L1421110-06)	105	83	115	102	0
MW-502I (L1421110-09)	106	85	114	102	0
MW-502S (L1421110-08)	106	85	116	102	0
MW-503I (L1421110-11)	107	84	115	101	0
MW-503S (L1421110-10)	105	85	114	102	0
MW-505I (L1421110-13)	108	83	120	102	0
MW-505S (L1421110-12)	106	86	114	102	0
WG723644-2LCSD	102	85	108	107	0
WG723644-1LCS	102	85	107	106	0
WG723644-3BLANK	105	86	108	102	0

	QC LIMITS
TOL = TOLUENE-D8	**(70-130)**
BFB = 4-BROMOFLUOROBENZENE	**(70-130)**
DCA = 1,2-DICHLOROETHANE-D4	**(70-130)**
DBFM = DIBROMOFLUOROMETHANE)	**(70-130)**

*** Values outside of QC limits**

FORM II NJ-8260

Form 2
Surrogate Recovery
Volatile Organics

Client: Tetra Tech GEO
Project Name: LOCKHEED-NORTH PLAINFIELD

Lab Number: L1421110
Project Number: 117-0507.600.02
Matrix:

CLIENT ID (LAB SAMPLE NO.)	SMC1 TOL	SMC2 BFB	SMC3 DCA	SMC4 DBFM	TOT OUT
MW-506I (L1421110-15)	104	87	111	104	0
MW-508D (L1421110-19)	104	84	113	101	0
MW-545D (L1421110-27)	105	84	114	102	0
MW-545I (L1421110-26)	106	85	115	104	0
MW-546D (L1421110-30)	106	85	118	102	0
MW-546I (L1421110-29)	107	86	115	101	0
MW-546S (L1421110-28)	106	87	114	103	0
MW-547D (L1421110-33)	105	85	117	102	0
MW-547I (L1421110-32)	105	85	118	101	0
MW-547S (L1421110-31)	105	83	116	101	0
MW-549I (L1421110-35)	105	85	113	100	0
MW-549S (L1421110-34)	106	86	115	101	0
MW-550S (L1421110-36)	106	85	115	104	0
FB-091114 (L1421110-56)	99	105	122	109	0
WG723894-2LCSD	98	98	111	106	0
WG723894-1LCS	97	99	109	105	0
WG723894-3BLANK	98	105	117	107	0
TB-091114 (L1421110-57)	99	106	121	109	0
WG723273-2LCSD	90	95	88	109	0
WG723273-5LCSD	102	85	108	107	0
WG723273-1LCS	91	94	87	108	0
WG723273-4LCS	102	85	107	106	0
WG723273-3BLANK	91	101	91	110	0
WG723273-6BLANK	105	86	108	102	0
MW-507I (L1421110-17)	93	100	101	118	0
MW-507S (L1421110-16)	94	99	98	116	0
MW-508S (L1421110-18)	93	99	101	120	0
MW-532D (L1421110-21)	92	97	105	122	0
MW-532S (L1421110-20)	91	99	103	118	0
MW-544D (L1421110-24)	92	100	107	124	0

	QC LIMITS
TOL = TOLUENE-D8	**(70-130)**
BFB = 4-BROMOFLUOROBENZENE	**(70-130)**
DCA = 1,2-DICHLOROETHANE-D4	**(70-130)**
DBFM = DIBROMOFLUOROMETHANE)	**(70-130)**

*** Values outside of QC limits**

FORM II NJ-8260

Form 2
Surrogate Recovery
Volatile Organics

Client: Tetra Tech GEO
Project Name: LOCKHEED-NORTH PLAINFIELD

Lab Number: L1421110
Project Number: 117-0507.600.02
Matrix:

CLIENT ID (LAB SAMPLE NO.)	SMC1 TOL	SMC2 BFB	SMC3 DCA	SMC4 DBFM	TOT OUT
MW-544I (L1421110-23)	91	100	107	122	0
MW-544S (L1421110-22)	90	99	106	121	0
MW-545S (L1421110-25)	91	97	109	124	0
WG722869-2LCSD	103	81	110	109	0
WG722869-1LCS	102	82	108	108	0
WG722869-3BLANK	104	83	110	101	0
MW-1I (L1421110-02)	104	82	114	106	0
MW-1S (L1421110-01)	105	79	111	103	0
MW-2D (L1421110-03)	103	82	112	102	0
DUP-01 (L1421110-50)	104	86	115	102	0
DUP-02 (L1421110-51)	105	86	116	105	0
DUP-03 (L1421110-52)	104	84	118	101	0
DUP-04 (L1421110-53)	104	83	117	105	0
DUP-05 (L1421110-54)	105	82	118	103	0
DUP-06 (L1421110-55)	104	84	118	102	0
WG723949-2LCSD	100	81	112	108	0
WG723949-1LCS	100	82	111	108	0
WG723949-3BLANK	104	83	114	103	0
SW-2 (L1421110-47)	102	86	112	102	0
SW-3 (L1421110-48)	103	85	113	104	0
SW-4 (L1421110-49)	102	84	115	103	0

	QC LIMITS
TOL = TOLUENE-D8	**(70-130)**
BFB = 4-BROMOFLUOROBENZENE	**(70-130)**
DCA = 1,2-DICHLOROETHANE-D4	**(70-130)**
DBFM = DIBROMOFLUOROMETHANE)	**(70-130)**

*** Values outside of QC limits**

FORM II NJ-8260

Batch QC Summary

3A

LAB CONTROL/LAB CONTROL DUPLICATE SAMPLE RECOVERY

WATER VOLATILE ORGANICS

Lab Name: Alpha Analytical Labs

SDG No.: L1421110 Matrix: Water

Lab Control Sample: WG722869-1LCS Injected: 09/17/14 09:31 Lab File ID: 0917A02.D

COMPOUND	SPIKE ADDED (ug/l)	SAMPLE CONCENTRATION (ug/l)	LCS CONCENTRATION (ug/l)	LCS % REC	QC. LIMITS REC.
Methylene chloride	10	NA	10.	100	70-130
1,1-Dichloroethane	10	NA	9.7	97	70-130
Chloroform	10	NA	11.	107	70-130
Carbontetrachloride	10	NA	9.9	99	70-130
1,2-Dichloropropane	10	NA	9.4	94	70-130
Chlorodibromomethane	10	NA	10.	100	70-130
1,1,2-Trichloroethane	10	NA	10.	102	70-130
Tetrachloroethene	10	NA	9.5	95	70-130
Chlorobenzene	10	NA	9.6	96	70-130
Trichlorofluoromethane	10	NA	12.	118	40-160
1,2-Dichloroethane	10	NA	10.	102	70-130
1,1,1-Trichloroethane	10	NA	10.	103	70-130
Bromodichloromethane	10	NA	10.	100	70-130
trans-1,3-Dichloropropen	10	NA	10.	104	70-130
cis-1,3-Dichloropropene	10	NA	9.1	91	70-130
Bromoform	10	NA	8.7	87	40-160
1,1,2,2,-Tetrachloroetha	10	NA	8.8	88	40-160
Benzene	10	NA	9.4	95	70-130
Toluene	10	NA	9.4	94	70-130
Ethyl benzene	10	NA	9.7	97	70-130
Chloromethane	10	NA	8.5	85	40-160
Bromomethane	10	NA	10.	101	40-160
Vinyl chloride	10	NA	9.5	95	70-130
Chloroethane	10	NA	10.	103	40-160
1,1,-Dichloroethene	10	NA	9.4	94	70-130
trans-1,2-Dichloroethene	10	NA	9.7	97	70-130
Trichloroethene	10	NA	9.6	96	70-130
1,2-Dichlorobenzene	10	NA	9.2	92	70-130
1,3-Dichlorobenzene	10	NA	9.3	93	70-130
1,4-Dichlorobenzene	10	NA	9.3	93	70-130
Methyl tert butyl ether	10	NA	10.	101	70-130
p/m xylene	20	NA	20.	99	70-130
o Xylene	20	NA	20.	99	70-130
cis-1,2-Dichloroethene	10	NA	9.9	99	70-130
Styrene	20	NA	22.	110	40-160
Dichlorodifluoromethane	10	NA	6.5	65	40-160
Acetone	10	NA	11.	107	40-160
Carbon disulfide	10	NA	7.9	79	40-160
2-Butanone	10	NA	10.	103	40-160
4-Methyl-2-pentanone	10	NA	8.0	80	40-160

* Values outside of QC limits.

COMMENTS: _____

_____

FORM III NJ-8260

3A

LAB CONTROL/LAB CONTROL DUPLICATE SAMPLE RECOVERY

WATER VOLATILE ORGANICS

Lab Name: Alpha Analytical Labs

SDG No.: L1421110 Matrix: Water

Lab Control Sample: WG722869-1LCS Injected: 09/17/14 09:31 Lab File ID: 0917A02.D

COMPOUND	SPIKE ADDED (ug/l)	SAMPLE CONCENTRATION (ug/l)	LCS CONCENTRATION (ug/l)	LCS % REC	QC. LIMITS REC.
2-Hexanone	10	NA	10.	101	40-160
Bromochloromethane	10	NA	10.	102	70-130
1,2-Dibromoethane	10	NA	10.	100	70-130
1,2-Dibromo-3-chloroprop	10	NA	8.8	88	40-160
Isopropylbenzene	10	NA	7.0	70	70-130
1,2,3-Trichlorobenzene	10	NA	9.7	97	70-130
1,2,4-Trichlorobenzene	10	NA	9.3	93	70-130
Methyl Acetate	10	NA	10.	100	70-130
Cyclohexane	10	NA	8.9	89	70-130
tert-Butyl Alcohol	50	NA	41.	82	40-160
1,4-Dioxane	500	NA	410	82	40-160
Methyl cyclohexane	10	NA	8.4	84	70-130
Freon-113	10	NA	9.9	99	70-130

* Values outside of QC limits.

COMMENTS: _____

_____

FORM III NJ-8260

3A

LAB CONTROL/LAB CONTROL DUPLICATE SAMPLE RECOVERY

WATER VOLATILE ORGANICS

Lab Name: Alpha Analytical Labs

SDG No.: L1421110 Matrix: Water

Lab Control Sample: WG722869-1LCS Injected: 09/17/14 09:31 Lab File ID: 0917A02.D

Lab Control Dup : WG722869-2LCSD Injected: 09/17/14 09:59 Lab File ID: 0917A03.D

COMPOUND	SPIKE ADDED (ug/l)	LCSD CONCENTRATION (ug/l)	LCSD % REC	% RPD	QC LIMITS RPD	QC LIMITS REC.
Methylene chloride	10	9.8	98	2	20	70-130
1,1-Dichloroethane	10	9.5	95	2	20	70-130
Chloroform	10	10.	104	3	20	70-130
Carbontetrachloride	10	9.9	99	0	20	70-130
1,2-Dichloropropane	10	9.3	93	1	20	70-130
Chlorodibromomethane	10	10.	103	3	20	70-130
1,1,2-Trichloroethane	10	10.	106	4	20	70-130
Tetrachloroethene	10	9.4	94	1	20	70-130
Chlorobenzene	10	9.3	93	3	20	70-130
Trichlorofluoromethane	10	11.	113	4	20	40-160
1,2-Dichloroethane	10	10.	105	3	20	70-130
1,1,1-Trichloroethane	10	10.	100	3	20	70-130
Bromodichloromethane	10	9.8	98	2	20	70-130
trans-1,3-Dichloropropen	10	10.	104	0	20	70-130
cis-1,3-Dichloropropene	10	9.0	90	1	20	70-130
Bromoform	10	9.0	91	4	20	40-160
1,1,2,2,-Tetrachloroetha	10	9.2	93	6	20	40-160
Benzene	10	9.3	93	2	20	70-130
Toluene	10	9.1	91	3	20	70-130
Ethyl benzene	10	9.5	95	2	20	70-130
Chloromethane	10	8.2	82	4	20	40-160
Bromomethane	10	9.3	93	8	20	40-160
Vinyl chloride	10	9.2	92	3	20	70-130
Chloroethane	10	9.7	97	6	20	40-160
1,1,-Dichloroethene	10	9.2	92	2	20	70-130
trans-1,2-Dichloroethene	10	9.5	95	2	20	70-130
Trichloroethene	10	9.3	93	3	20	70-130
1,2-Dichlorobenzene	10	9.1	91	1	20	70-130
1,3-Dichlorobenzene	10	9.0	90	3	20	70-130
1,4-Dichlorobenzene	10	9.2	92	1	20	70-130
Methyl tert butyl ether	10	10.	106	5	20	70-130
p/m xylene	20	19.	96	3	20	70-130
o Xylene	20	19.	97	2	20	70-130
cis-1,2-Dichloroethene	10	9.7	97	2	20	70-130
Styrene	20	22.	108	2	20	40-160
Dichlorodifluoromethane	10	6.3	63	3	20	40-160
Acetone	10	11.	108	1	20	40-160
Carbon disulfide	10	7.7	77	3	20	40-160
2-Butanone	10	11.	115	11	20	40-160
4-Methyl-2-pentanone	10	8.9	89	11	20	40-160

* Values outside of QC limits.

COMMENTS: _____

_____

FORM III NJ-8260

3A

LAB CONTROL/LAB CONTROL DUPLICATE SAMPLE RECOVERY

WATER VOLATILE ORGANICS

Lab Name: Alpha Analytical Labs

SDG No.: L1421110 Matrix: Water

Lab Control Sample: WG722869-1LCS Injected: 09/17/14 09:31 Lab File ID: 0917A02.D

Lab Control Dup : WG722869-2LCSD Injected: 09/17/14 09:59 Lab File ID: 0917A03.D

COMPOUND	SPIKE ADDED (ug/l)	LCSD CONCENTRATION (ug/l)	LCSD % REC	% RPD	QC LIMITS RPD	QC LIMITS REC.
2-Hexanone	10	11.	111	9	20	40-160
Bromochloromethane	10	10.	102	0	20	70-130
1,2-Dibromoethane	10	11.	106	6	20	70-130
1,2-Dibromo-3-chloroprop	10	8.9	89	1	20	40-160
Isopropylbenzene	10	6.7	67 *	4	20	70-130
1,2,3-Trichlorobenzene	10	10.	103	6	20	70-130
1,2,4-Trichlorobenzene	10	9.6	96	3	20	70-130
Methyl Acetate	10	11.	114	13	20	70-130
Cyclohexane	10	8.5	85	5	20	70-130
tert-Butyl Alcohol	50	46.	92	11	20	40-160
1,4-Dioxane	500	380	76	8	20	40-160
Methyl cyclohexane	10	8.2	82	2	20	70-130
Freon-113	10	9.6	96	3	20	70-130

* Values outside of QC limits.

COMMENTS: _____

_____

FORM III NJ-8260

3A

LAB CONTROL/LAB CONTROL DUPLICATE SAMPLE RECOVERY

WATER VOLATILE ORGANICS

Lab Name: Alpha Analytical Labs

SDG No.: L1421110 Matrix: Water

Lab Control Sample: WG723247-1LCS Injected: 09/18/14 09:14 Lab File ID: 0918A02.D

COMPOUND	SPIKE ADDED (ug/l)	SAMPLE CONCENTRATION (ug/l)	LCS CONCENTRATION (ug/l)	LCS % REC	QC. LIMITS REC.
Methylene chloride	10	NA	10.	104	70-130
1,1-Dichloroethane	10	NA	10.	102	70-130
Chloroform	10	NA	11.	113	70-130
Carbontetrachloride	10	NA	11.	110	70-130
1,2-Dichloropropane	10	NA	10.	100	70-130
Chlorodibromomethane	10	NA	10.	102	70-130
1,1,2-Trichloroethane	10	NA	10.	102	70-130
Tetrachloroethene	10	NA	10.	104	70-130
Chlorobenzene	10	NA	9.8	98	70-130
Trichlorofluoromethane	10	NA	12.	122	40-160
1,2-Dichloroethane	10	NA	11.	111	70-130
1,1,1-Trichloroethane	10	NA	11.	112	70-130
Bromodichloromethane	10	NA	10.	106	70-130
trans-1,3-Dichloropropen	10	NA	10.	104	70-130
cis-1,3-Dichloropropene	10	NA	9.6	96	70-130
Bromoform	10	NA	9.5	95	40-160
1,1,2,2,-Tetrachloroetha	10	NA	9.3	93	40-160
Benzene	10	NA	10.	100	70-130
Toluene	10	NA	9.7	97	70-130
Ethyl benzene	10	NA	10.	104	70-130
Chloromethane	10	NA	8.5	85	40-160
Bromomethane	10	NA	7.3	73	40-160
Vinyl chloride	10	NA	9.6	96	70-130
Chloroethane	10	NA	11.	107	40-160
1,1,-Dichloroethene	10	NA	10.	101	70-130
trans-1,2-Dichloroethene	10	NA	10.	103	70-130
Trichloroethene	10	NA	10.	102	70-130
1,2-Dichlorobenzene	10	NA	9.7	97	70-130
1,3-Dichlorobenzene	10	NA	9.8	98	70-130
1,4-Dichlorobenzene	10	NA	9.8	98	70-130
Methyl tert butyl ether	10	NA	11.	107	70-130
p/m xylene	20	NA	21.	106	70-130
o Xylene	20	NA	21.	106	70-130
cis-1,2-Dichloroethene	10	NA	10.	103	70-130
Styrene	20	NA	23.	117	40-160
Dichlorodifluoromethane	10	NA	5.9	59	40-160
Acetone	10	NA	16.	160	40-160
Carbon disulfide	10	NA	8.4	84	40-160
2-Butanone	10	NA	16.	166*	40-160
4-Methyl-2-pentanone	10	NA	8.5	85	40-160

* Values outside of QC limits.

COMMENTS: _____

_____

FORM III NJ-8260

3A

LAB CONTROL/LAB CONTROL DUPLICATE SAMPLE RECOVERY

WATER VOLATILE ORGANICS

Lab Name: Alpha Analytical Labs

SDG No.: L1421110 Matrix: Water

Lab Control Sample: WG723247-1LCS Injected: 09/18/14 09:14 Lab File ID: 0918A02.D

COMPOUND	SPIKE ADDED (ug/l)	SAMPLE CONCENTRATION (ug/l)	LCS CONCENTRATION (ug/l)	LCS % REC	QC. LIMITS REC.
2-Hexanone	10	NA	11.	107	40-160
Bromochloromethane	10	NA	11.	111	70-130
1,2-Dibromoethane	10	NA	10.	102	70-130
1,2-Dibromo-3-chloroprop	10	NA	9.5	95	40-160
Isopropylbenzene	10	NA	7.6	77	70-130
1,2,3-Trichlorobenzene	10	NA	10.	105	70-130
1,2,4-Trichlorobenzene	10	NA	10.	103	70-130
Methyl Acetate	10	NA	10.	106	70-130
Cyclohexane	10	NA	9.8	98	70-130
tert-Butyl Alcohol	50	NA	55.	109	40-160
1,4-Dioxane	500	NA	540	109	40-160
Methyl cyclohexane	10	NA	9.3	93	70-130
Freon-113	10	NA	11.	108	70-130

* Values outside of QC limits.

COMMENTS: _____

_____

FORM III NJ-8260

3A

LAB CONTROL/LAB CONTROL DUPLICATE SAMPLE RECOVERY

WATER VOLATILE ORGANICS

Lab Name: Alpha Analytical Labs

SDG No.: L1421110 Matrix: Water

Lab Control Sample: WG723247-1LCS Injected: 09/18/14 09:14 Lab File ID: 0918A02.D

Lab Control Dup : WG723247-2LCSD Injected: 09/18/14 09:42 Lab File ID: 0918A03.D

COMPOUND	SPIKE ADDED (ug/l)	LCSD CONCENTRATION (ug/l)	LCSD % REC	% RPD	QC LIMITS RPD	QC LIMITS REC.
Methylene chloride	10	10.	100	4	20	70-130
1,1-Dichloroethane	10	9.9	99	3	20	70-130
Chloroform	10	11.	109	4	20	70-130
Carbontetrachloride	10	10.	103	7	20	70-130
1,2-Dichloropropane	10	9.8	98	2	20	70-130
Chlorodibromomethane	10	10.	105	3	20	70-130
1,1,2-Trichloroethane	10	11.	108	6	20	70-130
Tetrachloroethene	10	9.9	99	5	20	70-130
Chlorobenzene	10	9.8	98	0	20	70-130
Trichlorofluoromethane	10	12.	115	6	20	40-160
1,2-Dichloroethane	10	11.	110	1	20	70-130
1,1,1-Trichloroethane	10	11.	107	5	20	70-130
Bromodichloromethane	10	10.	103	3	20	70-130
trans-1,3-Dichloropropen	10	11.	107	3	20	70-130
cis-1,3-Dichloropropene	10	9.5	95	1	20	70-130
Bromoform	10	9.5	95	0	20	40-160
1,1,2,2,-Tetrachloroetha	10	9.7	97	4	20	40-160
Benzene	10	9.7	97	3	20	70-130
Toluene	10	9.5	95	2	20	70-130
Ethyl benzene	10	10.	100	4	20	70-130
Chloromethane	10	6.9	69	21 *	20	40-160
Bromomethane	10	6.3	63	15	20	40-160
Vinyl chloride	10	9.0	90	6	20	70-130
Chloroethane	10	9.5	95	12	20	40-160
1,1,-Dichloroethene	10	9.5	95	6	20	70-130
trans-1,2-Dichloroethene	10	9.9	100	3	20	70-130
Trichloroethene	10	9.9	99	3	20	70-130
1,2-Dichlorobenzene	10	9.6	96	1	20	70-130
1,3-Dichlorobenzene	10	9.5	95	3	20	70-130
1,4-Dichlorobenzene	10	9.6	96	2	20	70-130
Methyl tert butyl ether	10	11.	110	3	20	70-130
p/m xylene	20	20.	101	5	20	70-130
o Xylene	20	20.	102	4	20	70-130
cis-1,2-Dichloroethene	10	10.	101	2	20	70-130
Styrene	20	22.	113	3	20	40-160
Dichlorodifluoromethane	10	5.7	57	3	20	40-160
Acetone	10	18.	182 *	13	20	40-160
Carbon disulfide	10	7.9	79	6	20	40-160
2-Butanone	10	18.	178 *	7	20	40-160
4-Methyl-2-pentanone	10	9.3	93	9	20	40-160

* Values outside of QC limits.

COMMENTS: _____

_____

FORM III NJ-8260

3A

LAB CONTROL/LAB CONTROL DUPLICATE SAMPLE RECOVERY

WATER VOLATILE ORGANICS

Lab Name: Alpha Analytical Labs

SDG No.: L1421110 Matrix: Water

Lab Control Sample: WG723247-1LCS Injected: 09/18/14 09:14 Lab File ID: 0918A02.D

Lab Control Dup : WG723247-2LCSD Injected: 09/18/14 09:42 Lab File ID: 0918A03.D

COMPOUND	SPIKE ADDED (ug/l)	LCSD CONCENTRATION (ug/l)	LCSD % REC	% RPD	QC LIMITS RPD	QC LIMITS REC.
2-Hexanone	10	12.	119	11	20	40-160
Bromochloromethane	10	11.	108	3	20	70-130
1,2-Dibromoethane	10	11.	106	4	20	70-130
1,2-Dibromo-3-chloroprop	10	9.4	94	1	20	40-160
Isopropylbenzene	10	7.0	70	10	20	70-130
1,2,3-Trichlorobenzene	10	11.	111	6	20	70-130
1,2,4-Trichlorobenzene	10	10.	104	1	20	70-130
Methyl Acetate	10	12.	118	11	20	70-130
Cyclohexane	10	9.3	93	5	20	70-130
tert-Butyl Alcohol	50	63.	126	14	20	40-160
1,4-Dioxane	500	560	112	3	20	40-160
Methyl cyclohexane	10	8.9	89	4	20	70-130
Freon-113	10	10.	102	6	20	70-130

* Values outside of QC limits.

COMMENTS: _____

_____

FORM III NJ-8260

3A

LAB CONTROL/LAB CONTROL DUPLICATE SAMPLE RECOVERY

WATER VOLATILE ORGANICS

Lab Name: Alpha Analytical Labs

SDG No.: L1421110 Matrix: Water

Lab Control Sample: WG723273-1LCS Injected: 09/18/14 11:24 Lab File ID: 0918A02.D

COMPOUND	SPIKE ADDED (ug/l)	SAMPLE CONCENTRATION (ug/l)	LCS CONCENTRATION (ug/l)	LCS % REC	QC. LIMITS REC.
Methylene chloride	10	NA	11.	106	70-130
1,1-Dichloroethane	10	NA	11.	106	70-130
Chloroform	10	NA	11.	112	70-130
Carbontetrachloride	10	NA	12.	125	70-130
1,2-Dichloropropane	10	NA	10.	100	70-130
Chlorodibromomethane	10	NA	9.7	97	70-130
1,1,2-Trichloroethane	10	NA	9.0	90	70-130
Tetrachloroethene	10	NA	11.	110	70-130
Chlorobenzene	10	NA	10.	100	70-130
Trichlorofluoromethane	10	NA	12.	117	40-160
1,2-Dichloroethane	10	NA	10.	101	70-130
1,1,1-Trichloroethane	10	NA	12.	122	70-130
Bromodichloromethane	10	NA	11.	106	70-130
trans-1,3-Dichloropropen	10	NA	9.1	91	70-130
cis-1,3-Dichloropropene	10	NA	10.	104	70-130
Bromoform	10	NA	8.7	87	40-160
1,1,2,2,-Tetrachloroetha	10	NA	8.1	81	40-160
Benzene	10	NA	10.	106	70-130
Toluene	10	NA	9.8	98	70-130
Ethyl benzene	10	NA	10.	102	70-130
Chloromethane	10	NA	9.6	96	40-160
Bromomethane	10	NA	10.	104	40-160
Vinyl chloride	10	NA	8.2	82	70-130
Chloroethane	10	NA	11.	107	40-160
1,1,-Dichloroethene	10	NA	9.5	95	70-130
trans-1,2-Dichloroethene	10	NA	12.	115	70-130
Trichloroethene	10	NA	12.	117	70-130
1,2-Dichlorobenzene	10	NA	9.5	95	70-130
1,3-Dichlorobenzene	10	NA	9.7	97	70-130
1,4-Dichlorobenzene	10	NA	9.5	95	70-130
Methyl tert butyl ether	10	NA	10.	105	70-130
p/m xylene	20	NA	21.	107	70-130
o Xylene	20	NA	21.	107	70-130
cis-1,2-Dichloroethene	10	NA	11.	112	70-130
Styrene	20	NA	21.	105	40-160
Dichlorodifluoromethane	10	NA	9.7	97	40-160
Acetone	10	NA	7.2	72	40-160
Carbon disulfide	10	NA	9.0	90	40-160
2-Butanone	10	NA	5.6	56	40-160
4-Methyl-2-pentanone	10	NA	8.0	80	40-160

* Values outside of QC limits.

COMMENTS: _____

_____

FORM III NJ-8260

3A

LAB CONTROL/LAB CONTROL DUPLICATE SAMPLE RECOVERY

WATER VOLATILE ORGANICS

Lab Name: Alpha Analytical Labs

SDG No.: L1421110 Matrix: Water

Lab Control Sample: WG723273-1LCS Injected: 09/18/14 11:24 Lab File ID: 0918A02.D

COMPOUND	SPIKE ADDED (ug/l)	SAMPLE CONCENTRATION (ug/l)	LCS CONCENTRATION (ug/l)	LCS % REC	QC. LIMITS REC.
2-Hexanone	10	NA	5.9	59	40-160
Bromochloromethane	10	NA	12.	118	70-130
1,2-Dibromoethane	10	NA	9.2	92	70-130
1,2-Dibromo-3-chloroprop	10	NA	8.3	83	40-160
Isopropylbenzene	10	NA	9.9	99	70-130
1,2,3-Trichlorobenzene	10	NA	7.4	74	70-130
1,2,4-Trichlorobenzene	10	NA	7.6	76	70-130
Methyl Acetate	10	NA	7.9	79	70-130
Cyclohexane	10	NA	10.	103	70-130
tert-Butyl Alcohol	50	NA	49.	98	40-160
1,4-Dioxane	500	NA	470	94	40-160
Methyl cyclohexane	10	NA	11.	110	70-130
Freon-113	10	NA	10.	103	70-130

* Values outside of QC limits.

COMMENTS: _____

_____

FORM III NJ-8260

3A

LAB CONTROL/LAB CONTROL DUPLICATE SAMPLE RECOVERY

WATER VOLATILE ORGANICS

Lab Name: Alpha Analytical Labs

SDG No.: L1421110 Matrix: Water

Lab Control Sample: WG723273-1LCS Injected: 09/18/14 11:24 Lab File ID: 0918A02.D

Lab Control Dup : WG723273-2LCSD Injected: 09/18/14 11:52 Lab File ID: 0918A03.D

COMPOUND	SPIKE ADDED (ug/l)	LCSD CONCENTRATION (ug/l)	LCSD % REC	% RPD	QC LIMITS RPD	QC LIMITS REC.
Methylene chloride	10	11.	106	0	20	70-130
1,1-Dichloroethane	10	11.	107	1	20	70-130
Chloroform	10	11.	114	2	20	70-130
Carbontetrachloride	10	13.	127	2	20	70-130
1,2-Dichloropropane	10	10.	101	1	20	70-130
Chlorodibromomethane	10	9.9	99	2	20	70-130
1,1,2-Trichloroethane	10	9.1	91	1	20	70-130
Tetrachloroethene	10	11.	109	1	20	70-130
Chlorobenzene	10	10.	102	2	20	70-130
Trichlorofluoromethane	10	12.	116	1	20	40-160
1,2-Dichloroethane	10	10.	102	1	20	70-130
1,1,1-Trichloroethane	10	12.	123	1	20	70-130
Bromodichloromethane	10	11.	108	2	20	70-130
trans-1,3-Dichloropropen	10	9.1	91	0	20	70-130
cis-1,3-Dichloropropene	10	10.	105	1	20	70-130
Bromoform	10	9.0	90	3	20	40-160
1,1,2,2,-Tetrachloroetha	10	8.2	82	1	20	40-160
Benzene	10	11.	106	0	20	70-130
Toluene	10	9.8	98	0	20	70-130
Ethyl benzene	10	10.	101	1	20	70-130
Chloromethane	10	9.7	97	1	20	40-160
Bromomethane	10	10.	104	0	20	40-160
Vinyl chloride	10	8.2	82	0	20	70-130
Chloroethane	10	10.	104	3	20	40-160
1,1,-Dichloroethene	10	9.2	92	3	20	70-130
trans-1,2-Dichloroethene	10	11.	115	0	20	70-130
Trichloroethene	10	12.	117	0	20	70-130
1,2-Dichlorobenzene	10	9.7	97	2	20	70-130
1,3-Dichlorobenzene	10	9.8	98	1	20	70-130
1,4-Dichlorobenzene	10	9.7	97	2	20	70-130
Methyl tert butyl ether	10	11.	107	2	20	70-130
p/m xylene	20	21.	107	0	20	70-130
o Xylene	20	21.	107	0	20	70-130
cis-1,2-Dichloroethene	10	11.	114	2	20	70-130
Styrene	20	21.	106	1	20	40-160
Dichlorodifluoromethane	10	9.7	97	0	20	40-160
Acetone	10	7.1	71	1	20	40-160
Carbon disulfide	10	8.7	87	3	20	40-160
2-Butanone	10	6.0	60	7	20	40-160
4-Methyl-2-pentanone	10	8.3	83	4	20	40-160

* Values outside of QC limits.

COMMENTS: _____

_____

FORM III NJ-8260

3A

LAB CONTROL/LAB CONTROL DUPLICATE SAMPLE RECOVERY

WATER VOLATILE ORGANICS

Lab Name: Alpha Analytical Labs

SDG No.: L1421110 Matrix: Water

Lab Control Sample: WG723273-1LCS Injected: 09/18/14 11:24 Lab File ID: 0918A02.D

Lab Control Dup : WG723273-2LCSD Injected: 09/18/14 11:52 Lab File ID: 0918A03.D

COMPOUND	SPIKE ADDED (ug/l)	LCSD CONCENTRATION (ug/l)	LCSD % REC	% RPD	QC LIMITS RPD	QC LIMITS REC.
2-Hexanone	10	6.0	60	2	20	40-160
Bromochloromethane	10	12.	118	0	20	70-130
1,2-Dibromoethane	10	9.3	94	2	20	70-130
1,2-Dibromo-3-chloroprop	10	8.5	85	2	20	40-160
Isopropylbenzene	10	10.	100	1	20	70-130
1,2,3-Trichlorobenzene	10	7.5	75	1	20	70-130
1,2,4-Trichlorobenzene	10	7.7	77	1	20	70-130
Methyl Acetate	10	7.9	79	0	20	70-130
Cyclohexane	10	10.	103	0	20	70-130
tert-Butyl Alcohol	50	50.	100	2	20	40-160
1,4-Dioxane	500	490	99	5	20	40-160
Methyl cyclohexane	10	11.	108	2	20	70-130
Freon-113	10	10.	100	3	20	70-130

* Values outside of QC limits.

COMMENTS: _____

_____

FORM III NJ-8260

3A

LAB CONTROL/LAB CONTROL DUPLICATE SAMPLE RECOVERY

WATER VOLATILE ORGANICS

Lab Name: Alpha Analytical Labs

SDG No.: L1421110 Matrix: Water

Lab Control Sample: WG723644-1LCS Injected: 09/19/14 09:28 Lab File ID: 0919A02.D

COMPOUND	SPIKE ADDED (ug/l)	SAMPLE CONCENTRATION (ug/l)	LCS CONCENTRATION (ug/l)	LCS % REC	QC. LIMITS REC.
Methylene chloride	10	NA	9.6	96	70-130
1,1-Dichloroethane	10	NA	9.8	98	70-130
Chloroform	10	NA	11.	109	70-130
Carbontetrachloride	10	NA	10.	100	70-130
1,2-Dichloropropane	10	NA	9.7	97	70-130
Chlorodibromomethane	10	NA	9.7	97	70-130
1,1,2-Trichloroethane	10	NA	10.	102	70-130
Tetrachloroethene	10	NA	9.1	91	70-130
Chlorobenzene	10	NA	9.5	95	70-130
Trichlorofluoromethane	10	NA	11.	113	40-160
1,2-Dichloroethane	10	NA	11.	106	70-130
1,1,1-Trichloroethane	10	NA	10.	105	70-130
Bromodichloromethane	10	NA	10.	102	70-130
trans-1,3-Dichloropropen	10	NA	10.	102	70-130
cis-1,3-Dichloropropene	10	NA	9.3	93	70-130
Bromoform	10	NA	8.3	83	40-160
1,1,2,2,-Tetrachloroetha	10	NA	8.9	89	40-160
Benzene	10	NA	9.7	97	70-130
Toluene	10	NA	9.4	94	70-130
Ethyl benzene	10	NA	9.9	99	70-130
Chloromethane	10	NA	7.5	75	40-160
Bromomethane	10	NA	10.	103	40-160
Vinyl chloride	10	NA	8.6	86	70-130
Chloroethane	10	NA	11.	109	40-160
1,1,-Dichloroethene	10	NA	9.3	93	70-130
trans-1,2-Dichloroethene	10	NA	9.7	97	70-130
Trichloroethene	10	NA	9.8	98	70-130
1,2-Dichlorobenzene	10	NA	9.0	90	70-130
1,3-Dichlorobenzene	10	NA	9.2	92	70-130
1,4-Dichlorobenzene	10	NA	9.4	95	70-130
Methyl tert butyl ether	10	NA	9.8	98	70-130
p/m xylene	20	NA	20.	99	70-130
o Xylene	20	NA	20.	99	70-130
cis-1,2-Dichloroethene	10	NA	9.8	98	70-130
Styrene	20	NA	22.	109	40-160
Dichlorodifluoromethane	10	NA	5.6	56	40-160
Acetone	10	NA	9.8	98	40-160
Carbon disulfide	10	NA	7.8	78	40-160
2-Butanone	10	NA	10.	101	40-160
4-Methyl-2-pentanone	10	NA	7.8	78	40-160

* Values outside of QC limits.

COMMENTS: _____

_____

FORM III NJ-8260

3A

LAB CONTROL/LAB CONTROL DUPLICATE SAMPLE RECOVERY

WATER VOLATILE ORGANICS

Lab Name: Alpha Analytical Labs

SDG No.: L1421110 Matrix: Water

Lab Control Sample: WG723644-1LCS Injected: 09/19/14 09:28 Lab File ID: 0919A02.D

COMPOUND	SPIKE ADDED (ug/l)	SAMPLE CONCENTRATION (ug/l)	LCS CONCENTRATION (ug/l)	LCS % REC	QC. LIMITS REC.
2-Hexanone	10	NA	9.5	95	40-160
Bromochloromethane	10	NA	9.9	99	70-130
1,2-Dibromoethane	10	NA	9.7	97	70-130
1,2-Dibromo-3-chloroprop	10	NA	9.2	92	40-160
Isopropylbenzene	10	NA	7.4	74	70-130
1,2,3-Trichlorobenzene	10	NA	9.0	90	70-130
1,2,4-Trichlorobenzene	10	NA	8.9	89	70-130
Methyl Acetate	10	NA	10.	101	70-130
Cyclohexane	10	NA	9.2	92	70-130
1,4-Dioxane	500	NA	480	96	40-160
Methyl cyclohexane	10	NA	8.9	89	70-130
Freon-113	10	NA	9.9	99	70-130

* Values outside of QC limits.

COMMENTS: _____

_____

FORM III NJ-8260

3A

LAB CONTROL/LAB CONTROL DUPLICATE SAMPLE RECOVERY

WATER VOLATILE ORGANICS

Lab Name: Alpha Analytical Labs

SDG No.: L1421110 Matrix: Water

Lab Control Sample: WG723644-1LCS Injected: 09/19/14 09:28 Lab File ID: 0919A02.D

Lab Control Dup : WG723644-2LCSD Injected: 09/19/14 09:56 Lab File ID: 0919A03.D

COMPOUND	SPIKE ADDED (ug/l)	LCSD CONCENTRATION (ug/l)	LCSD % REC	% RPD	QC LIMITS RPD	QC LIMITS REC.
Methylene chloride	10	9.6	96	0	20	70-130
1,1-Dichloroethane	10	9.7	97	1	20	70-130
Chloroform	10	11.	108	1	20	70-130
Carbontetrachloride	10	9.7	97	3	20	70-130
1,2-Dichloropropane	10	9.5	95	2	20	70-130
Chlorodibromomethane	10	9.7	97	0	20	70-130
1,1,2-Trichloroethane	10	10.	101	1	20	70-130
Tetrachloroethene	10	8.9	89	2	20	70-130
Chlorobenzene	10	9.4	94	1	20	70-130
Trichlorofluoromethane	10	11.	111	2	20	40-160
1,2-Dichloroethane	10	10.	105	1	20	70-130
1,1,1-Trichloroethane	10	10.	102	3	20	70-130
Bromodichloromethane	10	10.	102	0	20	70-130
trans-1,3-Dichloropropen	10	10.	101	1	20	70-130
cis-1,3-Dichloropropene	10	9.2	92	1	20	70-130
Bromoform	10	8.4	84	1	20	40-160
1,1,2,2,-Tetrachloroetha	10	8.8	88	1	20	40-160
Benzene	10	9.5	95	2	20	70-130
Toluene	10	9.3	93	1	20	70-130
Ethyl benzene	10	9.7	97	2	20	70-130
Chloromethane	10	7.3	73	3	20	40-160
Bromomethane	10	10.	103	0	20	40-160
Vinyl chloride	10	8.4	84	2	20	70-130
Chloroethane	10	11.	108	1	20	40-160
1,1,-Dichloroethene	10	9.2	92	1	20	70-130
trans-1,2-Dichloroethene	10	9.4	94	3	20	70-130
Trichloroethene	10	9.6	96	2	20	70-130
1,2-Dichlorobenzene	10	8.9	89	1	20	70-130
1,3-Dichlorobenzene	10	9.3	93	1	20	70-130
1,4-Dichlorobenzene	10	9.3	93	2	20	70-130
Methyl tert butyl ether	10	9.6	96	2	20	70-130
p/m xylene	20	20.	99	0	20	70-130
o Xylene	20	20.	100	1	20	70-130
cis-1,2-Dichloroethene	10	9.9	99	1	20	70-130
Styrene	20	22.	109	0	20	40-160
Dichlorodifluoromethane	10	5.1	51	9	20	40-160
Acetone	10	9.3	93	5	20	40-160
Carbon disulfide	10	7.6	76	3	20	40-160
2-Butanone	10	10.	100	1	20	40-160
4-Methyl-2-pentanone	10	7.8	78	0	20	40-160

* Values outside of QC limits.

COMMENTS: _____

_____

FORM III NJ-8260

3A

LAB CONTROL/LAB CONTROL DUPLICATE SAMPLE RECOVERY

WATER VOLATILE ORGANICS

Lab Name: Alpha Analytical Labs

SDG No.: L1421110 Matrix: Water

Lab Control Sample: WG723644-1LCS Injected: 09/19/14 09:28 Lab File ID: 0919A02.D

Lab Control Dup : WG723644-2LCSD Injected: 09/19/14 09:56 Lab File ID: 0919A03.D

COMPOUND	SPIKE ADDED (ug/l)	LCSD CONCENTRATION (ug/l)	LCSD % REC	% RPD	QC LIMITS RPD	QC LIMITS REC.
2-Hexanone	10	9.2	92	3	20	40-160
Bromochloromethane	10	10.	101	2	20	70-130
1,2-Dibromoethane	10	9.8	98	1	20	70-130
1,2-Dibromo-3-chloroprop	10	8.6	86	7	20	40-160
Isopropylbenzene	10	7.3	73	1	20	70-130
1,2,3-Trichlorobenzene	10	8.6	87	3	20	70-130
1,2,4-Trichlorobenzene	10	8.6	86	3	20	70-130
Methyl Acetate	10	9.8	98	3	20	70-130
Cyclohexane	10	8.8	88	4	20	70-130
1,4-Dioxane	500	380	75	25 *	20	40-160
Methyl cyclohexane	10	8.5	85	5	20	70-130
Freon-113	10	9.5	95	4	20	70-130

* Values outside of QC limits.

COMMENTS: _____

_____

FORM III NJ-8260

3A

LAB CONTROL/LAB CONTROL DUPLICATE SAMPLE RECOVERY

WATER VOLATILE ORGANICS

Lab Name: Alpha Analytical Labs

SDG No.: L1421110 Matrix: Water

Lab Control Sample: WG723893-1LCS Injected: 09/20/14 15:44 Lab File ID: 0920A02.D

COMPOUND	SPIKE ADDED (ug/l)	SAMPLE CONCENTRATION (ug/l)	LCS CONCENTRATION (ug/l)	LCS % REC	QC. LIMITS REC.
Methylene chloride	10	NA	10.	104	70-130
1,1-Dichloroethane	10	NA	10.	102	70-130
Chloroform	10	NA	11.	112	70-130
Carbontetrachloride	10	NA	10.	104	70-130
1,2-Dichloropropane	10	NA	10.	101	70-130
Chlorodibromomethane	10	NA	11.	107	70-130
1,1,2-Trichloroethane	10	NA	11.	112	70-130
Tetrachloroethene	10	NA	9.7	97	70-130
Chlorobenzene	10	NA	9.8	98	70-130
Trichlorofluoromethane	10	NA	12.	120	40-160
1,2-Dichloroethane	10	NA	11.	113	70-130
1,1,1-Trichloroethane	10	NA	11.	110	70-130
Bromodichloromethane	10	NA	10.	105	70-130
trans-1,3-Dichloropropen	10	NA	11.	111	70-130
cis-1,3-Dichloropropene	10	NA	9.8	98	70-130
Bromoform	10	NA	9.5	95	40-160
1,1,2,2,-Tetrachloroetha	10	NA	10.	101	40-160
Benzene	10	NA	10.	100	70-130
Toluene	10	NA	9.8	98	70-130
Ethyl benzene	10	NA	10.	102	70-130
Chloromethane	10	NA	8.2	82	40-160
Bromomethane	10	NA	12.	126	40-160
Vinyl chloride	10	NA	8.9	90	70-130
Chloroethane	10	NA	9.8	98	40-160
1,1,-Dichloroethene	10	NA	9.9	99	70-130
trans-1,2-Dichloroethene	10	NA	10.	102	70-130
Trichloroethene	10	NA	10.	102	70-130
1,2-Dichlorobenzene	10	NA	9.5	95	70-130
1,3-Dichlorobenzene	10	NA	9.4	94	70-130
1,4-Dichlorobenzene	10	NA	9.6	96	70-130
Methyl tert butyl ether	10	NA	11.	114	70-130
p/m xylene	20	NA	20.	102	70-130
o Xylene	20	NA	20.	103	70-130
cis-1,2-Dichloroethene	10	NA	10.	103	70-130
Styrene	20	NA	23.	114	40-160
Dichlorodifluoromethane	10	NA	5.0	50	40-160
Acetone	10	NA	14.	143	40-160
Carbon disulfide	10	NA	8.3	83	40-160
2-Butanone	10	NA	14.	138	40-160
4-Methyl-2-pentanone	10	NA	9.8	98	40-160

* Values outside of QC limits.

COMMENTS: _____

_____

FORM III NJ-8260

3A

LAB CONTROL/LAB CONTROL DUPLICATE SAMPLE RECOVERY

WATER VOLATILE ORGANICS

Lab Name: Alpha Analytical Labs

SDG No.: L1421110 Matrix: Water

Lab Control Sample: WG723893-1LCS Injected: 09/20/14 15:44 Lab File ID: 0920A02.D

COMPOUND	SPIKE ADDED (ug/l)	SAMPLE CONCENTRATION (ug/l)	LCS CONCENTRATION (ug/l)	LCS % REC	QC. LIMITS REC.
2-Hexanone	10	NA	13.	127	40-160
Bromochloromethane	10	NA	11.	107	70-130
1,2-Dibromoethane	10	NA	11.	110	70-130
1,2-Dibromo-3-chloroprop	10	NA	10.	101	40-160
Isopropylbenzene	10	NA	7.1	71	70-130
1,2,3-Trichlorobenzene	10	NA	12.	117	70-130
1,2,4-Trichlorobenzene	10	NA	10.	104	70-130
Methyl Acetate	10	NA	13.	127	70-130
Cyclohexane	10	NA	9.4	94	70-130
1,4-Dioxane	500	NA	680	136	40-160
Methyl cyclohexane	10	NA	8.9	89	70-130
Freon-113	10	NA	10.	103	70-130

* Values outside of QC limits.

COMMENTS: _____

_____

FORM III NJ-8260

3A

LAB CONTROL/LAB CONTROL DUPLICATE SAMPLE RECOVERY

WATER VOLATILE ORGANICS

Lab Name: Alpha Analytical Labs

SDG No.: L1421110 Matrix: Water

Lab Control Sample: WG723893-1LCS Injected: 09/20/14 15:44 Lab File ID: 0920A02.D

Lab Control Dup : WG723893-2LCSD Injected: 09/20/14 16:12 Lab File ID: 0920A03.D

COMPOUND	SPIKE ADDED (ug/l)	LCSD CONCENTRATION (ug/l)	LCSD % REC	% RPD	QC LIMITS RPD	QC LIMITS REC.
Methylene chloride	10	10.	101	3	20	70-130
1,1-Dichloroethane	10	9.9	99	3	20	70-130
Chloroform	10	11.	112	0	20	70-130
Carbontetrachloride	10	10.	101	3	20	70-130
1,2-Dichloropropane	10	9.9	99	2	20	70-130
Chlorodibromomethane	10	10.	104	3	20	70-130
1,1,2-Trichloroethane	10	11.	112	0	20	70-130
Tetrachloroethene	10	9.4	94	3	20	70-130
Chlorobenzene	10	9.6	96	2	20	70-130
Trichlorofluoromethane	10	12.	117	3	20	40-160
1,2-Dichloroethane	10	11.	114	1	20	70-130
1,1,1-Trichloroethane	10	10.	106	4	20	70-130
Bromodichloromethane	10	10.	104	1	20	70-130
trans-1,3-Dichloropropen	10	11.	110	1	20	70-130
cis-1,3-Dichloropropene	10	9.7	97	1	20	70-130
Bromoform	10	9.4	94	1	20	40-160
1,1,2,2,-Tetrachloroetha	10	10.	103	2	20	40-160
Benzene	10	9.8	98	2	20	70-130
Toluene	10	9.6	96	2	20	70-130
Ethyl benzene	10	9.9	99	3	20	70-130
Chloromethane	10	6.6	66	22 *	20	40-160
Bromomethane	10	10.	104	19	20	40-160
Vinyl chloride	10	8.7	87	3	20	70-130
Chloroethane	10	8.9	89	10	20	40-160
1,1,-Dichloroethene	10	9.5	95	4	20	70-130
trans-1,2-Dichloroethene	10	9.9	99	3	20	70-130
Trichloroethene	10	10.	100	2	20	70-130
1,2-Dichlorobenzene	10	9.6	96	1	20	70-130
1,3-Dichlorobenzene	10	9.3	93	1	20	70-130
1,4-Dichlorobenzene	10	9.5	95	1	20	70-130
Methyl tert butyl ether	10	12.	115	1	20	70-130
p/m xylene	20	20.	100	2	20	70-130
o Xylene	20	20.	100	3	20	70-130
cis-1,2-Dichloroethene	10	10.	101	2	20	70-130
Styrene	20	22.	111	3	20	40-160
Dichlorodifluoromethane	10	4.9	49	2	20	40-160
Acetone	10	13.	132	8	20	40-160
Carbon disulfide	10	7.9	79	5	20	40-160
2-Butanone	10	14.	140	1	20	40-160
4-Methyl-2-pentanone	10	10.	104	6	20	40-160

* Values outside of QC limits.

COMMENTS: _____

_____

FORM III NJ-8260

3A

LAB CONTROL/LAB CONTROL DUPLICATE SAMPLE RECOVERY

WATER VOLATILE ORGANICS

Lab Name: Alpha Analytical Labs

SDG No.: L1421110 Matrix: Water

Lab Control Sample: WG723893-1LCS Injected: 09/20/14 15:44 Lab File ID: 0920A02.D

Lab Control Dup : WG723893-2LCSD Injected: 09/20/14 16:12 Lab File ID: 0920A03.D

COMPOUND	SPIKE ADDED (ug/l)	LCSD CONCENTRATION (ug/l)	LCSD % REC	% RPD	QC LIMITS RPD	QC LIMITS REC.
2-Hexanone	10	13.	131	3	20	40-160
Bromochloromethane	10	11.	107	0	20	70-130
1,2-Dibromoethane	10	11.	111	1	20	70-130
1,2-Dibromo-3-chloroprop	10	9.8	98	3	20	40-160
Isopropylbenzene	10	6.9	69 *	3	20	70-130
1,2,3-Trichlorobenzene	10	12.	118	1	20	70-130
1,2,4-Trichlorobenzene	10	10.	105	1	20	70-130
Methyl Acetate	10	13.	134 *	5	20	70-130
Cyclohexane	10	9.0	91	3	20	70-130
1,4-Dioxane	500	650	131	4	20	40-160
Methyl cyclohexane	10	8.5	85	5	20	70-130
Freon-113	10	9.8	98	5	20	70-130

* Values outside of QC limits.

COMMENTS: _____

_____

FORM III NJ-8260

3A

LAB CONTROL/LAB CONTROL DUPLICATE SAMPLE RECOVERY

WATER VOLATILE ORGANICS

Lab Name: Alpha Analytical Labs

SDG No.: L1421110 Matrix: Water

Lab Control Sample: WG723894-1LCS Injected: 09/20/14 19:36 Lab File ID: 0920A02.D

COMPOUND	SPIKE ADDED (ug/l)	SAMPLE CONCENTRATION (ug/l)	LCS CONCENTRATION (ug/l)	LCS % REC	QC. LIMITS REC.
Methylene chloride	10	NA	9.6	96	70-130
1,1-Dichloroethane	10	NA	9.5	95	70-130
Chloroform	10	NA	9.8	98	70-130
Carbontetrachloride	10	NA	9.4	94	70-130
1,2-Dichloropropane	10	NA	9.8	98	70-130
Chlorodibromomethane	10	NA	9.1	91	70-130
1,1,2-Trichloroethane	10	NA	9.6	96	70-130
Tetrachloroethene	10	NA	9.1	91	70-130
Chlorobenzene	10	NA	9.6	96	70-130
Trichlorofluoromethane	10	NA	9.4	94	40-160
1,2-Dichloroethane	10	NA	10.	103	70-130
1,1,1-Trichloroethane	10	NA	9.4	94	70-130
Bromodichloromethane	10	NA	9.8	98	70-130
trans-1,3-Dichloropropen	10	NA	9.5	95	70-130
cis-1,3-Dichloropropene	10	NA	9.8	99	70-130
Bromoform	10	NA	8.7	87	40-160
1,1,2,2,-Tetrachloroetha	10	NA	9.3	93	40-160
Benzene	10	NA	9.6	96	70-130
Toluene	10	NA	9.4	94	70-130
Ethyl benzene	10	NA	9.7	97	70-130
Chloromethane	10	NA	9.1	91	40-160
Bromomethane	10	NA	9.7	97	40-160
Vinyl chloride	10	NA	9.1	91	70-130
Chloroethane	10	NA	9.1	91	40-160
1,1,-Dichloroethene	10	NA	8.8	88	70-130
trans-1,2-Dichloroethene	10	NA	9.2	92	70-130
Trichloroethene	10	NA	9.8	98	70-130
1,2-Dichlorobenzene	10	NA	9.6	96	70-130
1,3-Dichlorobenzene	10	NA	9.8	98	70-130
1,4-Dichlorobenzene	10	NA	9.6	96	70-130
Methyl tert butyl ether	10	NA	9.7	97	70-130
p/m xylene	20	NA	20.	102	70-130
o Xylene	20	NA	21.	105	70-130
cis-1,2-Dichloroethene	10	NA	9.4	94	70-130
Styrene	20	NA	21.	106	40-160
Dichlorodifluoromethane	10	NA	7.6	76	40-160
Acetone	10	NA	10.	100	40-160
Carbon disulfide	10	NA	8.8	88	40-160
2-Butanone	10	NA	11.	112	40-160
4-Methyl-2-pentanone	10	NA	9.5	95	40-160

* Values outside of QC limits.

COMMENTS: _____

_____

FORM III NJ-8260

3A

LAB CONTROL/LAB CONTROL DUPLICATE SAMPLE RECOVERY

WATER VOLATILE ORGANICS

Lab Name: Alpha Analytical Labs

SDG No.: L1421110 Matrix: Water

Lab Control Sample: WG723894-1LCS Injected: 09/20/14 19:36 Lab File ID: 0920A02.D

COMPOUND	SPIKE ADDED (ug/l)	SAMPLE CONCENTRATION (ug/l)	LCS CONCENTRATION (ug/l)	LCS % REC	QC. LIMITS REC.
2-Hexanone	10	NA	8.2	82	40-160
Bromochloromethane	10	NA	10.	103	70-130
1,2-Dibromoethane	10	NA	9.2	92	70-130
1,2-Dibromo-3-chloroprop	10	NA	10.	103	40-160
Isopropylbenzene	10	NA	9.7	97	70-130
1,2,3-Trichlorobenzene	10	NA	9.0	90	70-130
1,2,4-Trichlorobenzene	10	NA	8.6	86	70-130
Methyl Acetate	10	NA	9.9	99	70-130
Cyclohexane	10	NA	9.7	97	70-130
tert-Butyl Alcohol	50	NA	52.	104	40-160
1,4-Dioxane	500	NA	480	96	40-160
Methyl cyclohexane	10	NA	9.8	98	70-130
Freon-113	10	NA	9.2	92	70-130

* Values outside of QC limits.

COMMENTS: _____

_____

FORM III NJ-8260

3A

LAB CONTROL/LAB CONTROL DUPLICATE SAMPLE RECOVERY

WATER VOLATILE ORGANICS

Lab Name: Alpha Analytical Labs

SDG No.: L1421110 Matrix: Water

Lab Control Sample: WG723894-1LCS Injected: 09/20/14 19:36 Lab File ID: 0920A02.D

Lab Control Dup : WG723894-2LCSD Injected: 09/20/14 20:04 Lab File ID: 0920A03.D

COMPOUND	SPIKE ADDED (ug/l)	LCSD CONCENTRATION (ug/l)	LCSD % REC	% RPD	QC LIMITS RPD	QC LIMITS REC.
Methylene chloride	10	11.	109	13	20	70-130
1,1-Dichloroethane	10	11.	111	16	20	70-130
Chloroform	10	11.	112	13	20	70-130
Carbontetrachloride	10	11.	109	15	20	70-130
1,2-Dichloropropane	10	11.	110	12	20	70-130
Chlorodibromomethane	10	10.	106	15	20	70-130
1,1,2-Trichloroethane	10	11.	114	17	20	70-130
Tetrachloroethene	10	11.	106	15	20	70-130
Chlorobenzene	10	11.	109	13	20	70-130
Trichlorofluoromethane	10	11.	108	14	20	40-160
1,2-Dichloroethane	10	12.	120	15	20	70-130
1,1,1-Trichloroethane	10	11.	111	17	20	70-130
Bromodichloromethane	10	11.	112	13	20	70-130
trans-1,3-Dichloropropen	10	11.	112	16	20	70-130
cis-1,3-Dichloropropene	10	11.	114	14	20	70-130
Bromoform	10	10.	105	19	20	40-160
1,1,2,2,-Tetrachloroetha	10	11.	113	19	20	40-160
Benzene	10	11.	111	14	20	70-130
Toluene	10	11.	108	14	20	70-130
Ethyl benzene	10	11.	111	13	20	70-130
Chloromethane	10	11.	106	15	20	40-160
Bromomethane	10	11.	107	10	20	40-160
Vinyl chloride	10	10.	105	14	20	70-130
Chloroethane	10	10.	106	15	20	40-160
1,1,-Dichloroethene	10	10.	101	14	20	70-130
trans-1,2-Dichloroethene	10	11.	106	14	20	70-130
Trichloroethene	10	11.	113	14	20	70-130
1,2-Dichlorobenzene	10	11.	110	14	20	70-130
1,3-Dichlorobenzene	10	11.	109	11	20	70-130
1,4-Dichlorobenzene	10	11.	108	12	20	70-130
Methyl tert butyl ether	10	12.	116	18	20	70-130
p/m xylene	20	23.	117	14	20	70-130
o Xylene	20	24.	121	14	20	70-130
cis-1,2-Dichloroethene	10	11.	108	14	20	70-130
Styrene	20	24.	120	12	20	40-160
Dichlorodifluoromethane	10	8.9	89	16	20	40-160
Acetone	10	12.	119	17	20	40-160
Carbon disulfide	10	9.7	97	10	20	40-160
2-Butanone	10	14.	139	22 *	20	40-160
4-Methyl-2-pentanone	10	11.	114	18	20	40-160

* Values outside of QC limits.

COMMENTS: _____

_____

FORM III NJ-8260

3A

LAB CONTROL/LAB CONTROL DUPLICATE SAMPLE RECOVERY

WATER VOLATILE ORGANICS

Lab Name: Alpha Analytical Labs

SDG No.: L1421110 Matrix: Water

Lab Control Sample: WG723894-1LCS Injected: 09/20/14 19:36 Lab File ID: 0920A02.D

Lab Control Dup : WG723894-2LCSD Injected: 09/20/14 20:04 Lab File ID: 0920A03.D

COMPOUND	SPIKE ADDED (ug/l)	LCSD CONCENTRATION (ug/l)	LCSD % REC	% RPD	QC LIMITS RPD	QC LIMITS REC.
2-Hexanone	10	10.	101	21 *	20	40-160
Bromochloromethane	10	12.	119	14	20	70-130
1,2-Dibromoethane	10	11.	108	16	20	70-130
1,2-Dibromo-3-chloroprop	10	11.	114	10	20	40-160
Isopropylbenzene	10	11.	111	13	20	70-130
1,2,3-Trichlorobenzene	10	11.	106	16	20	70-130
1,2,4-Trichlorobenzene	10	9.6	96	11	20	70-130
Methyl Acetate	10	12.	121	20	20	70-130
Cyclohexane	10	11.	114	16	20	70-130
tert-Butyl Alcohol	50	66.	132	24 *	20	40-160
1,4-Dioxane	500	620	124	25 *	20	40-160
Methyl cyclohexane	10	11.	112	13	20	70-130
Freon-113	10	11.	108	16	20	70-130

* Values outside of QC limits.

COMMENTS: _____

_____

FORM III NJ-8260

3A

LAB CONTROL/LAB CONTROL DUPLICATE SAMPLE RECOVERY

WATER VOLATILE ORGANICS

Lab Name: Alpha Analytical Labs

SDG No.: L1421110 Matrix: Water

Lab Control Sample: WG723949-1LCS Injected: 09/21/14 14:05 Lab File ID: 0921A02.D

COMPOUND	SPIKE ADDED (ug/l)	SAMPLE CONCENTRATION (ug/l)	LCS CONCENTRATION (ug/l)	LCS % REC	QC. LIMITS REC.
Methylene chloride	10	NA	10.	104	70-130
1,1-Dichloroethane	10	NA	10.	103	70-130
Chloroform	10	NA	11.	115	70-130
Carbontetrachloride	10	NA	10.	101	70-130
1,2-Dichloropropane	10	NA	10.	102	70-130
Chlorodibromomethane	10	NA	10.	103	70-130
1,1,2-Trichloroethane	10	NA	11.	112	70-130
Tetrachloroethene	10	NA	9.1	91	70-130
Chlorobenzene	10	NA	9.6	96	70-130
Trichlorofluoromethane	10	NA	12.	124	40-160
1,2-Dichloroethane	10	NA	11.	113	70-130
1,1,1-Trichloroethane	10	NA	11.	109	70-130
Bromodichloromethane	10	NA	11.	108	70-130
trans-1,3-Dichloropropen	10	NA	11.	111	70-130
cis-1,3-Dichloropropene	10	NA	9.9	99	70-130
Bromoform	10	NA	9.0	90	40-160
1,1,2,2,-Tetrachloroetha	10	NA	10.	100	40-160
Benzene	10	NA	10.	101	70-130
Toluene	10	NA	9.6	96	70-130
Ethyl benzene	10	NA	10.	100	70-130
Chloromethane	10	NA	9.2	92	40-160
Bromomethane	10	NA	13.	128	40-160
Vinyl chloride	10	NA	10.	101	70-130
Chloroethane	10	NA	10.	105	40-160
1,1,-Dichloroethene	10	NA	9.7	97	70-130
trans-1,2-Dichloroethene	10	NA	10.	102	70-130
Trichloroethene	10	NA	10.	101	70-130
1,2-Dichlorobenzene	10	NA	9.4	94	70-130
1,3-Dichlorobenzene	10	NA	9.2	92	70-130
1,4-Dichlorobenzene	10	NA	9.4	94	70-130
Methyl tert butyl ether	10	NA	11.	114	70-130
p/m xylene	20	NA	20.	100	70-130
o Xylene	20	NA	20.	100	70-130
cis-1,2-Dichloroethene	10	NA	10.	103	70-130
Styrene	20	NA	23.	113	40-160
Dichlorodifluoromethane	10	NA	7.2	72	40-160
Acetone	10	NA	14.	141	40-160
Carbon disulfide	10	NA	8.3	84	40-160
2-Butanone	10	NA	14.	146	40-160
4-Methyl-2-pentanone	10	NA	9.6	96	40-160

* Values outside of QC limits.

COMMENTS: _____

_____

FORM III NJ-8260

3A

LAB CONTROL/LAB CONTROL DUPLICATE SAMPLE RECOVERY

WATER VOLATILE ORGANICS

Lab Name: Alpha Analytical Labs

SDG No.: L1421110 Matrix: Water

Lab Control Sample: WG723949-1LCS Injected: 09/21/14 14:05 Lab File ID: 0921A02.D

COMPOUND	SPIKE ADDED (ug/l)	SAMPLE CONCENTRATION (ug/l)	LCS CONCENTRATION (ug/l)	LCS % REC	QC. LIMITS REC.
2-Hexanone	10	NA	13.	127	40-160
Bromochloromethane	10	NA	10.	105	70-130
1,2-Dibromoethane	10	NA	11.	109	70-130
1,2-Dibromo-3-chloroprop	10	NA	10.	100	40-160
Isopropylbenzene	10	NA	6.9	69*	70-130
1,2,3-Trichlorobenzene	10	NA	11.	112	70-130
1,2,4-Trichlorobenzene	10	NA	10.	102	70-130
Methyl Acetate	10	NA	13.	127	70-130
Cyclohexane	10	NA	9.4	94	70-130
1,4-Dioxane	500	NA	640	129	40-160
Methyl cyclohexane	10	NA	8.7	87	70-130
Freon-113	10	NA	10.	103	70-130

* Values outside of QC limits.

COMMENTS: _____

_____

FORM III NJ-8260

3A

LAB CONTROL/LAB CONTROL DUPLICATE SAMPLE RECOVERY

WATER VOLATILE ORGANICS

Lab Name: Alpha Analytical Labs

SDG No.: L1421110 Matrix: Water

Lab Control Sample: WG723949-1LCS Injected: 09/21/14 14:05 Lab File ID: 0921A02.D

Lab Control Dup : WG723949-2LCSD Injected: 09/21/14 14:32 Lab File ID: 0921A03.D

COMPOUND	SPIKE ADDED (ug/l)	LCSD CONCENTRATION (ug/l)	LCSD % REC	% RPD	QC LIMITS RPD	QC LIMITS REC.
Methylene chloride	10	11.	106	2	20	70-130
1,1-Dichloroethane	10	10.	100	3	20	70-130
Chloroform	10	11.	112	3	20	70-130
Carbontetrachloride	10	10.	100	1	20	70-130
1,2-Dichloropropane	10	9.9	99	3	20	70-130
Chlorodibromomethane	10	10.	101	2	20	70-130
1,1,2-Trichloroethane	10	11.	111	1	20	70-130
Tetrachloroethene	10	8.9	89	2	20	70-130
Chlorobenzene	10	9.5	95	1	20	70-130
Trichlorofluoromethane	10	12.	120	3	20	40-160
1,2-Dichloroethane	10	11.	112	1	20	70-130
1,1,1-Trichloroethane	10	10.	106	3	20	70-130
Bromodichloromethane	10	10.	106	2	20	70-130
trans-1,3-Dichloropropen	10	11.	108	3	20	70-130
cis-1,3-Dichloropropene	10	9.6	96	3	20	70-130
Bromoform	10	9.2	92	2	20	40-160
1,1,2,2,-Tetrachloroetha	10	10.	101	1	20	40-160
Benzene	10	9.9	99	2	20	70-130
Toluene	10	9.3	93	3	20	70-130
Ethyl benzene	10	9.8	98	2	20	70-130
Chloromethane	10	9.7	97	5	20	40-160
Bromomethane	10	13.	133	4	20	40-160
Vinyl chloride	10	10.	100	1	20	70-130
Chloroethane	10	10.	104	1	20	40-160
1,1,-Dichloroethene	10	9.6	96	1	20	70-130
trans-1,2-Dichloroethene	10	9.9	99	3	20	70-130
Trichloroethene	10	9.7	97	4	20	70-130
1,2-Dichlorobenzene	10	9.2	92	2	20	70-130
1,3-Dichlorobenzene	10	9.0	90	2	20	70-130
1,4-Dichlorobenzene	10	9.2	92	2	20	70-130
Methyl tert butyl ether	10	11.	114	0	20	70-130
p/m xylene	20	20.	98	2	20	70-130
o Xylene	20	20.	100	0	20	70-130
cis-1,2-Dichloroethene	10	10.	102	1	20	70-130
Styrene	20	22.	112	1	20	40-160
Dichlorodifluoromethane	10	6.8	68	6	20	40-160
Acetone	10	13.	133	6	20	40-160
Carbon disulfide	10	8.1	81	4	20	40-160
2-Butanone	10	14.	145	1	20	40-160
4-Methyl-2-pentanone	10	10.	101	5	20	40-160

* Values outside of QC limits.

COMMENTS: _____

_____

FORM III NJ-8260

3A

LAB CONTROL/LAB CONTROL DUPLICATE SAMPLE RECOVERY

WATER VOLATILE ORGANICS

Lab Name: Alpha Analytical Labs

SDG No.: L1421110 Matrix: Water

Lab Control Sample: WG723949-1LCS Injected: 09/21/14 14:05 Lab File ID: 0921A02.D

Lab Control Dup : WG723949-2LCSD Injected: 09/21/14 14:32 Lab File ID: 0921A03.D

COMPOUND	SPIKE ADDED (ug/l)	LCSD CONCENTRATION (ug/l)	LCSD % REC	% RPD	QC LIMITS RPD	QC LIMITS REC.
2-Hexanone	10	12.	124	2	20	40-160
Bromochloromethane	10	10.	106	1	20	70-130
1,2-Dibromoethane	10	11.	109	0	20	70-130
1,2-Dibromo-3-chloroprop	10	9.8	98	2	20	40-160
Isopropylbenzene	10	6.7	68 *	1	20	70-130
1,2,3-Trichlorobenzene	10	11.	114	2	20	70-130
1,2,4-Trichlorobenzene	10	10.	101	1	20	70-130
Methyl Acetate	10	12.	121	5	20	70-130
Cyclohexane	10	9.1	91	3	20	70-130
1,4-Dioxane	500	580	116	11	20	40-160
Methyl cyclohexane	10	8.4	84	4	20	70-130
Freon-113	10	9.9	99	4	20	70-130

* Values outside of QC limits.

COMMENTS: _____

_____

FORM III NJ-8260

Internal Standard Summary

8A

VOLATILE ORGANICS INTERNAL STANDARD AREA AND RT SUMMARY

Lab Name: Alpha Analytical Labs

SDG No.: L1421110

Lab File ID (Standard): 0919A02_ccal Date Analyzed: 19-SEP-2014

Instrument ID : Voa105.i Time Analyzed: 09:28

		IS1(FLB) AREA	RT	IS2(CBZ) AREA	RT	IS3(DCB) AREA	RT
	12 HOUR STD	177125	6.47	159096	10.04	96748	12.64
	UPPER LIMIT	354250	6.97	318192	10.54	193496	13.14
	LOWER LIMIT	88563	5.97	79548	9.54	48374	12.14
	EPA SAMPLE NO.						
01	WG723644-1LCS	177125	6.47	159096	10.04	96748	12.64
02	WG723644-2LCSD	186895	6.47	166791	10.05	101944	12.64
03	WG723644-3BLANK	174571	6.47	151319	10.05	86631	12.64
04	MW-506I	159739	6.47	138335	10.04	79341	12.64
05	MW-508D	153539	6.47	131297	10.04	76184	12.64
06	MW-545I	146275	6.47	123733	10.04	72965	12.64
07	MW-545D	139683	6.47	118456	10.05	68661	12.64
08	MW-546S	134876	6.47	114109	10.05	65275	12.64
09	MW-546I	128908	6.47	107421	10.05	62442	12.64
10	MW-546D	128404	6.47	107935	10.05	62782	12.64
11	MW-547S	122653	6.47	104006	10.05	61033	12.64
12	MW-547I	116980	6.47	99492	10.05	57241	12.64
13	MW-547D	117004	6.47	99268	10.04	57816	12.64
14	MW-549S	114485	6.47	96226	10.05	55673	12.64
15	MW-549I	113663	6.47	95790	10.05	55207	12.64
16	MW-550S	111164	6.47	95126	10.04	54504	12.64

IS1(FLB) = FLOUROBENZENE
IS2(CBZ) = CHLOROBENZENE-D5
IS3(DCB) = 1,4-DICHLOROBENZENE-D4

AREA UPPER LIMIT = +100% of internal standard area
AREA LOWER LIMIT = - 50 % of internal standard area
RT UPPER LIMIT = +0.50 minutes of internal standard RT
RT LOWER LIMIT = -0.50 minutes of internal standard RT

* Values outside of QC limits.

8A

VOLATILE ORGANICS INTERNAL STANDARD AREA AND RT SUMMARY

Lab Name: Alpha Analytical Labs

SDG No.: L1421110

Lab File ID (Standard): 0920A02_ccal Date Analyzed: 20-SEP-2014

Instrument ID : Voa105.i Time Analyzed: 15:44

		IS1(FLB) AREA	RT	IS2(CBZ) AREA	RT	IS3(DCB) AREA	RT
	12 HOUR STD	193466	6.47	174217	10.05	115996	12.64
	UPPER LIMIT	386932	6.97	348434	10.55	231992	13.14
	LOWER LIMIT	96733	5.97	87109	9.55	57998	12.14
	EPA SAMPLE NO.						
01	WG723893-1LCS	193466	6.47	174217	10.05	115996	12.64
02	WG723893-2LCSD	195003	6.47	176571	10.05	117571	12.64
03	WG723893-3BLANK	185475	6.47	157557	10.05	93451	12.64
04	MW-506S	173510	6.47	149073	10.04	86906	12.64
05	PZ-521S	167799	6.47	144193	10.05	83854	12.64
06	PZ-521I	158654	6.47	136296	10.04	78483	12.64
07	PZ-522S	149898	6.47	128639	10.04	75125	12.64
08	PZ-522I	143154	6.47	121179	10.05	71426	12.64
09	PZ-522D	134735	6.47	114051	10.04	66945	12.64
10	PZ-524S	136294	6.47	114319	10.04	66462	12.64
11	PZ-524I	129136	6.47	109828	10.04	63359	12.64
12	PZ-524D	123278	6.47	104675	10.04	61952	12.64
13	MW-550I	117808	6.47	100548	10.05	59122	12.64
14	SW-1	120194	6.47	101926	10.05	59730	12.64

IS1(FLB) = FLOUROBENZENE
IS2(CBZ) = CHLOROBENZENE-D5
IS3(DCB) = 1,4-DICHLOROBENZENE-D4

AREA UPPER LIMIT = +100% of internal standard area
AREA LOWER LIMIT = - 50 % of internal standard area
RT UPPER LIMIT = +0.50 minutes of internal standard RT
RT LOWER LIMIT = -0.50 minutes of internal standard RT

* Values outside of QC limits.

8A

VOLATILE ORGANICS INTERNAL STANDARD AREA AND RT SUMMARY

Lab Name: Alpha Analytical Labs

SDG No.: L1421110

Lab File ID (Standard): 0920A02_ccal Date Analyzed: 20-SEP-2014

Instrument ID : Voa108.i Time Analyzed: 19:36

		IS1(FLB) AREA	RT	IS2(CBZ) AREA	RT	IS3(DCB) AREA	RT
	12 HOUR STD	272786	6.18	205923	9.73	104724	12.38
	UPPER LIMIT	545572	6.68	411846	10.23	209448	12.88
	LOWER LIMIT	136393	5.68	102962	9.23	52362	11.88
	EPA SAMPLE NO.						
01	WG723894-1LCS	272786	6.18	205923	9.73	104724	12.38
02	WG723894-2LCSD	223882	6.18	168982	9.73	85712	12.39
03	WG723894-3BLANK	188559	6.18	137843	9.73	62157	12.39
04	FB-091114	179816	6.18	131060	9.73	58286	12.39
05	TB-091114	176311	6.18	127471	9.73	56117	12.39

IS1(FLB) = FLOUROBENZENE
IS2(CBZ) = CHLOROBENZENE-D5
IS3(DCB) = 1,4-DICHLOROBENZENE-D4

AREA UPPER LIMIT = +100% of internal standard area
AREA LOWER LIMIT = - 50 % of internal standard area
RT UPPER LIMIT = +0.50 minutes of internal standard RT
RT LOWER LIMIT = -0.50 minutes of internal standard RT

* Values outside of QC limits.

8A

VOLATILE ORGANICS INTERNAL STANDARD AREA AND RT SUMMARY

Lab Name: Alpha Analytical Labs

SDG No.: L1421110

Lab File ID (Standard): 0917A02_ccal Date Analyzed: 17-SEP-2014

Instrument ID : Voa105.i Time Analyzed: 09:31

		IS1(FLB) AREA	RT	IS2(CBZ) AREA	RT	IS3(DCB) AREA	RT
	12 HOUR STD	223744	6.47	195655	10.04	125737	12.64
	UPPER LIMIT	447488	6.97	391310	10.54	251474	13.14
	LOWER LIMIT	111872	5.97	97828	9.54	62869	12.14
	EPA SAMPLE NO.						
01	WG722869-1LCS	223744	6.47	195655	10.04	125737	12.64
02	WG722869-2LCSD	228582	6.47	200468	10.05	131497	12.64
03	WG722869-3BLANK	204721	6.47	174956	10.04	103706	12.64
04	MW-1S	225118	6.47	190612	10.05	117370	12.64
05	MW-1I	204488	6.47	177116	10.05	108271	12.64
06	MW-2D	211687	6.47	179322	10.04	108328	12.64

IS1(FLB) = FLOUROBENZENE
IS2(CBZ) = CHLOROBENZENE-D5
IS3(DCB) = 1,4-DICHLOROBENZENE-D4

AREA UPPER LIMIT = +100% of internal standard area
AREA LOWER LIMIT = - 50 % of internal standard area
RT UPPER LIMIT = +0.50 minutes of internal standard RT
RT LOWER LIMIT = -0.50 minutes of internal standard RT

* Values outside of QC limits.

8A

VOLATILE ORGANICS INTERNAL STANDARD AREA AND RT SUMMARY

Lab Name: Alpha Analytical Labs

SDG No.: L1421110

Lab File ID (Standard): 0918A02_ccal Date Analyzed: 18-SEP-2014

Instrument ID : Voa108.i Time Analyzed: 11:24

		IS1(FLB) AREA	RT	IS2(CBZ) AREA	RT	IS3(DCB) AREA	RT
	12 HOUR STD	217316	6.18	178985	9.73	97237	12.39
	UPPER LIMIT	434632	6.68	357970	10.23	194474	12.89
	LOWER LIMIT	108658	5.68	89493	9.23	48619	11.89
	EPA SAMPLE NO.						
01	WG723273-1LCS	217316	6.18	178985	9.73	97237	12.39
02	WG723273-2LCSD	212273	6.18	176611	9.73	95041	12.39
03	WG723273-3BLANK	194932	6.19	156961	9.73	74101	12.39
04	MW-507S	161822	6.19	129240	9.73	61082	12.39
05	MW-507I	157095	6.19	126871	9.73	58868	12.39
06	MW-508S	154705	6.19	124649	9.73	58402	12.39
07	MW-532S	151114	6.19	122836	9.73	57219	12.39
08	MW-532D	144505	6.19	117989	9.73	55771	12.39
09	MW-544S	145750	6.19	118486	9.73	55158	12.39
10	MW-544I	140013	6.19	115263	9.73	52129	12.39
11	MW-544D	139617	6.19	113678	9.73	52641	12.39
12	MW-545S	134385	6.19	110795	9.73	51458	12.39

IS1(FLB) = FLOUROBENZENE
IS2(CBZ) = CHLOROBENZENE-D5
IS3(DCB) = 1,4-DICHLOROBENZENE-D4

AREA UPPER LIMIT = +100% of internal standard area
AREA LOWER LIMIT = - 50 % of internal standard area
RT UPPER LIMIT = +0.50 minutes of internal standard RT
RT LOWER LIMIT = -0.50 minutes of internal standard RT

* Values outside of QC limits.

8A

VOLATILE ORGANICS INTERNAL STANDARD AREA AND RT SUMMARY

Lab Name: Alpha Analytical Labs

SDG No.: L1421110

Lab File ID (Standard): 0921A02_ccal Date Analyzed: 21-SEP-2014

Instrument ID : Voa105.i Time Analyzed: 14:05

		IS1(FLB) AREA	RT	IS2(CBZ) AREA	RT	IS3(DCB) AREA	RT
	12 HOUR STD	176293	6.47	159995	10.05	105628	12.64
	UPPER LIMIT	352586	6.97	319990	10.55	211256	13.14
	LOWER LIMIT	88147	5.97	79998	9.55	52814	12.14
	EPA SAMPLE NO.						
01	WG723949-1LCS	176293	6.47	159995	10.05	105628	12.64
02	WG723949-2LCSD	195745	6.47	180410	10.05	119309	12.64
03	WG723949-3BLANK	165138	6.47	143019	10.05	85782	12.64
04	SW-2	155325	6.47	136247	10.05	78866	12.64
05	SW-3	146309	6.47	126332	10.05	74110	12.64
06	SW-4	143453	6.47	124806	10.05	73438	12.64
07	DUP-01	137663	6.47	117810	10.04	69350	12.64
08	DUP-02	129255	6.47	111800	10.05	65318	12.64
09	DUP-03	131332	6.47	112412	10.05	67081	12.64
10	DUP-04	124847	6.47	106722	10.05	63550	12.64
11	DUP-05	115564	6.47	97578	10.05	58796	12.64
12	DUP-06	112304	6.47	95699	10.04	56749	12.64

IS1(FLB) = FLOUROBENZENE
IS2(CBZ) = CHLOROBENZENE-D5
IS3(DCB) = 1,4-DICHLOROBENZENE-D4

AREA UPPER LIMIT = +100% of internal standard area
AREA LOWER LIMIT = - 50 % of internal standard area
RT UPPER LIMIT = +0.50 minutes of internal standard RT
RT LOWER LIMIT = -0.50 minutes of internal standard RT

* Values outside of QC limits.

8A

VOLATILE ORGANICS INTERNAL STANDARD AREA AND RT SUMMARY

Lab Name: Alpha Analytical Labs

SDG No.: L1421110

Lab File ID (Standard): 0918A02_ccal Date Analyzed: 18-SEP-2014

Instrument ID : Voa105.i Time Analyzed: 09:14

		IS1(FLB) AREA	RT	IS2(CBZ) AREA	RT	IS3(DCB) AREA	RT
	12 HOUR STD	226023	6.47	206903	10.04	132435	12.64
	UPPER LIMIT	452046	6.97	413806	10.54	264870	13.14
	LOWER LIMIT	113012	5.97	103452	9.54	66218	12.14
	EPA SAMPLE NO.						
01	WG723247-1LCS	226023	6.47	206903	10.04	132435	12.64
02	WG723247-2LCSD	223809	6.47	202893	10.04	135441	12.64
03	WG723247-3BLANK	213288	6.47	182399	10.05	111689	12.64
04	MW-2I	167782	6.47	143013	10.05	85056	12.64
05	MW-3D	166487	6.47	141159	10.04	83544	12.64
06	MW-501S	157657	6.47	132126	10.05	78558	12.64
07	MW-501I	155846	6.47	131031	10.05	76636	12.64
08	MW-502S	157581	6.47	130197	10.05	76833	12.64
09	MW-502I	151857	6.47	127425	10.05	74405	12.64
10	MW-503S	145228	6.47	121928	10.05	71012	12.64
11	MW-503I	143401	6.47	119241	10.05	69936	12.64
12	MW-505S	139101	6.47	115123	10.04	67612	12.64
13	MW-505I	136211	6.47	111061	10.05	66214*	12.64

IS1(FLB) = FLOUROBENZENE
IS2(CBZ) = CHLOROBENZENE-D5
IS3(DCB) = 1,4-DICHLOROBENZENE-D4

AREA UPPER LIMIT = +100% of internal standard area
AREA LOWER LIMIT = - 50 % of internal standard area
RT UPPER LIMIT = +0.50 minutes of internal standard RT
RT LOWER LIMIT = -0.50 minutes of internal standard RT

* Values outside of QC limits.

Chromatograms

Sample Raw Data

Alpha Analytical Labs

gc/ms voa - VOA105

Data file : \\Orgserv2\ff\chem\GCMSVOA\Voa105.i\140917.b\0917A23.D
Lab Smp Id:
Inj Date : 17-SEP-2014 19:33
Operator : PD Inst ID: Voa105.i
Smp Info : l1421110-01,31,10,,a
Misc Info : wg722869,ical10058
Comment :
Method : \\Orgserv2\ff\chem\GCMSVOA\Voa105.i\140917.b\liq8260B.m
Meth Date : 17-Sep-2014 15:52 mmay Quant Type: ISTD
Cal Date : 04-SEP-2014 00:38 Cal File: 0903A13.D
Als bottle: 23
Dil Factor: 1.00000
Integrator: HP RTE Compound Sublist: NJTCL.sub
Target Version: 4.12
Processing Host: VIRTUALXP-76524

Concentration Formula: Amt * DF * CpndVariable
Cpnd Variable Local Compound Variable

	Compounds	QUANT SIG MASS	RT	EXP RT	REL RT	RESPONSE	CONCENTRATIONS ON-COLUMN (ngs)	FINAL (ngs)	REVIEW CODE
	1 dichlorodifluoromethane	85	Compound Not Detected.						
	2 chloromethane	50	Compound Not Detected.						
	3 vinyl chloride	62	Compound Not Detected.						
	4 bromomethane	94	Compound Not Detected.						
	5 chloroethane	64	Compound Not Detected.						
	6 trichlorofluoromethane	101	Compound Not Detected.						
	8 1,1,-dichloroethene	96	Compound Not Detected.						
	9 carbon disulfide	76	Compound Not Detected.						
	10 freon-113	101	3.351	3.356	(0.518)	6179	12.4228	12.422	
	11 methylene chloride	84	Compound Not Detected.						
	13 acetone	43	3.951	3.946	(0.611)	10948	93.6834	93.683	
	14 trans-1,2-dichloroethene	96	Compound Not Detected.						
	15 Methyl Acetate	43	Compound Not Detected.						
	16 methyl tert butyl ether	73	Compound Not Detected.						
	19 1,1-dichloroethane	63	Compound Not Detected.						
	24 cis-1,2-dichloroethene	96	Compound Not Detected.						
	27 bromochloromethane	128	Compound Not Detected.						
	26 Cyclohexane	56	5.391	5.392	(0.833)	1299	1.09465	1.094(Q)	
	28 chloroform	83	5.462	5.462	(0.844)	10902	13.5808	13.580	
	30 carbontetrachloride	117	Compound Not Detected.						
$	32 dibromofluoromethane	113	5.648	5.648	(0.873)	52129	102.932	102.932	
	33 1,1,1-trichloroethane	97	Compound Not Detected.						
	34 2-butanone	43	Compound Not Detected.						
	36 benzene	78	6.046	6.046	(0.934)	3791	1.70866	1.708	
$	38 1,2-dichloroethane-d4	65	6.188	6.188	(0.956)	53558	110.672	110.672	
	39 1,2-dichloroethane	62	Compound Not Detected.						
*	41 flourobenzene	96	6.472	6.472	(1.000)	225118	100.000		
	42 methyl cyclohexane	83	6.635	6.630	(1.025)	1397	1.17731	1.177(Q)	

	Compounds	QUANT SIG MASS	RT	EXP RT	REL RT	RESPONSE	CONCENTRATIONS ON-COLUMN (ngs)	CONCENTRATIONS FINAL (ngs)	REVIEW CODE
	43 trichloroethene	95	6.646	6.646	(1.027)	7698	13.3046	13.304	
	46 1,2-dichloropropane	63	Compound Not Detected.						
	47 bromodichloromethane	83	Compound Not Detected.						
	49 1,4-Dioxane	88	Compound Not Detected.						
	52 cis-1,3-dichloropropene	75	Compound Not Detected.						
$	53 toluene-d8	98	8.180	8.180	(0.814)	222314	105.315	105.314	
	54 toluene	92	Compound Not Detected.						
	56 4-methyl-2-pentanone	58	Compound Not Detected.						
	55 tetrachloroethene	166	8.676	8.682	(0.864)	8349	14.3664	14.366	
	57 trans-1,3-dichloropropene	75	Compound Not Detected.						
	60 1,1,2-trichloroethane	83	Compound Not Detected.						
	61 chlorodibromomethane	129	Compound Not Detected.						
	64 1,2-dibromoethane	107	Compound Not Detected.						
	65 2-hexanone	43	Compound Not Detected.						
*	66 chlorobenzene-d5	117	10.046	10.040	(1.000)	190612	100.000		
	67 chlorobenzene	112	Compound Not Detected.						
	68 ethyl benzene	91	10.100	10.095	(1.005)	3247	1.11102	1.111	
	70 p/m xylene	106	Compound Not Detected.						
	71 o xylene	106	Compound Not Detected.						
	72 styrene	104	Compound Not Detected.						
	73 bromoform	173	Compound Not Detected.						
	74 isopropylbenzene	105	Compound Not Detected.						
$	75 4-bromofluorobenzene	95	11.470	11.470	(0.907)	96524	79.3251	79.325	
	79 1,1,2,2,-tetrachloroethane	83	Compound Not Detected.						
	92 1,3-dichlorobenzene	146	Compound Not Detected.						
*	93 1,4-dichlorobenzene-d4	152	12.643	12.643	(1.000)	117370	100.000		
	94 1,4-dichlorobenzene	146	Compound Not Detected.						
	97 1,2-dichlorobenzene	146	Compound Not Detected.						
	99 1,2-dibromo-3-chloropropane	75	Compound Not Detected.						
	102 1,2,4-trichlorobenzene	180	Compound Not Detected.						
	104 1,2,3-trichlorobenzene	180	Compound Not Detected.						

QC Flag Legend

Q - Qualifier signal failed the ratio test.

Alpha Analytical Labs

gc/ms voa - VOA105

Data file : \\Orgserv2\ff\chem\GCMSVOA\Voa105.i\140917.b\0917A23.D
Lab Smp Id:
Inj Date : 17-SEP-2014 19:33
Operator : PD Inst ID: Voa105.i
Smp Info : l1421110-01,31,10,,a
Misc Info : wg722869,ical10058
Comment :
Method : \\Orgserv2\ff\chem\GCMSVOA\Voa105.i\140917.b\liq8260B.m
Meth Date : 17-Sep-2014 15:52 mmay Quant Type: ISTD
Cal Date : 04-SEP-2014 00:38 Cal File: 0903A13.D
Als bottle: 23
Dil Factor: 1.00000
Integrator: HP RTE Compound Sublist: NJTCL.sub
Target Version: 4.12
Processing Host: VIRTUALXP-76524

- NO TENTATIVELY IDENTIFIED COMPOUNDS -

Alpha Analytical Labs

INTERNAL STANDARD COMPOUNDS
AREA AND RT SUMMARY

Instrument ID: Voa105.i
Lab File ID: 0917A23.D
Lab Smp Id:
Analysis Type: VOA
Quant Type: ISTD
Operator: PD
Method File: \\Orgserv2\ff\chem\GCMSVOA\Voa105.i\140917.b\liq8260B.m
Misc Info: wg722869,ical10058

Calibration Date: 17-SEP-2014
Calibration Time: 09:31
Level: LOW
Sample Type: WATER

Test Mode:
Use Last Continuing Calibrator.
If Continuing Cal. use Initial Cal. Level 3

COMPOUND	STANDARD	AREA LIMIT LOWER	AREA LIMIT UPPER	SAMPLE	%DIFF
41 flourobenzene	223744	111872	447488	225118	0.61
66 chlorobenzene-d5	195655	97828	391310	190612	-2.58
93 1,4-dichlorobenze	125737	62869	251474	117370	-6.65

COMPOUND	STANDARD	RT LIMIT LOWER	RT LIMIT UPPER	SAMPLE	%DIFF
41 flourobenzene	6.47	5.97	6.97	6.47	-0.00
66 chlorobenzene-d5	10.04	9.54	10.54	10.05	0.05
93 1,4-dichlorobenze	12.64	12.14	13.14	12.64	-0.00

AREA UPPER LIMIT = +100% of internal standard area.
AREA LOWER LIMIT = - 50% of internal standard area.
RT UPPER LIMIT = + 0.50 minutes of internal standard RT.
RT LOWER LIMIT = - 0.50 minutes of internal standard RT.

Alpha Analytical Labs

RECOVERY REPORT

Client Name: Client SDG: SDGa00307
Sample Matrix: LIQUID Fraction: VOA
Lab Smp Id:
Level: LOW Operator: PD
Data Type: MS DATA SampleType: SAMPLE
SpikeList File: curveall.spk Quant Type: ISTD
Sublist File: NJTCL.sub
Method File: \\Orgserv2\ff\chem\GCMSVOA\Voa105.i\140917.b\liq8260B.m
Misc Info: wg722869,ical10058

SURROGATE COMPOUND	AMOUNT ADDED ngs	AMOUNT RECOVERED ngs	% RECOVERED	LIMITS
$ 32 dibromofluorometha	100.000	102.932	102.93	70-130
$ 38 1,2-dichloroethane	100.000	110.672	110.67	70-130
$ 53 toluene-d8	100.000	105.314	105.31	70-130
$ 75 4-bromofluorobenze	100.000	79.325	79.33	70-130

Data File: \\Orgserv2\ff\chem\GCMSVOA\Voa105.i\140917.b\0917A23.D
Date : 17-SEP-2014 19:33
Client ID:
Sample Info: l1421110-01,31,10,,a
Purge Volume: 10.0
Column phase:

Instrument: Voa105.i
Operator: PD
Column diameter: 0.18

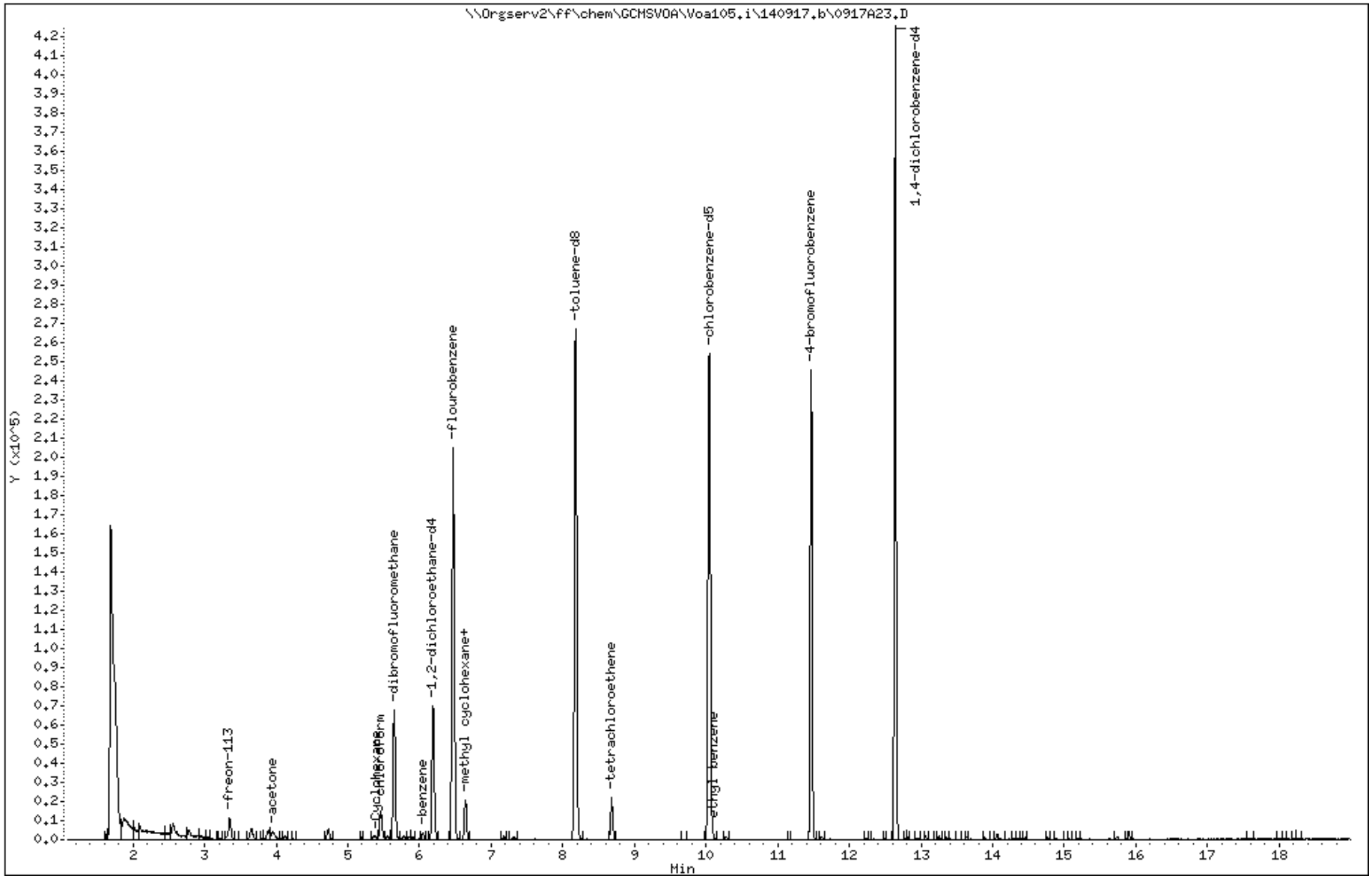

Data File: \\Orgserv2\ff\chem\GCMSVOA\Voa105.i\140917.b\0917A23.D

Date : 17-SEP-2014 19:33

Client ID:

Instrument: Voa105.i

Sample Info: l1421110-01,31,10,,a

Purge Volume: 10.0

Operator: PD

Column phase:

Column diameter: 0.18

10 freon-113

Concentration: 12.422 ngs

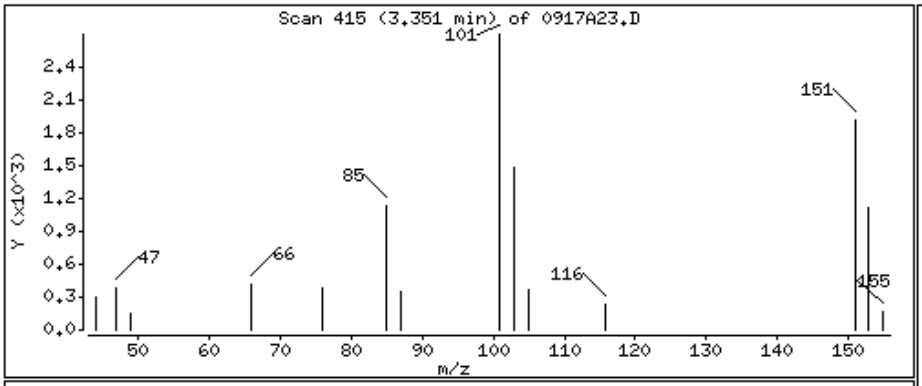

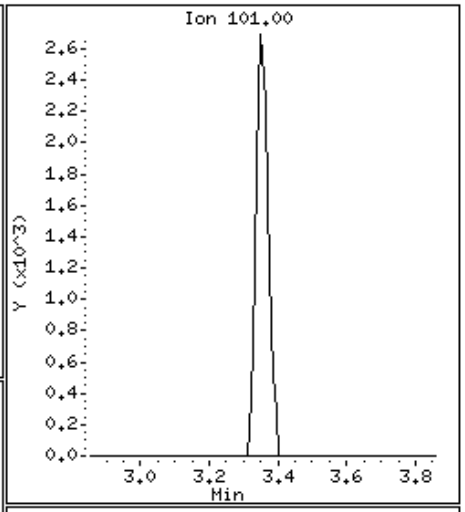

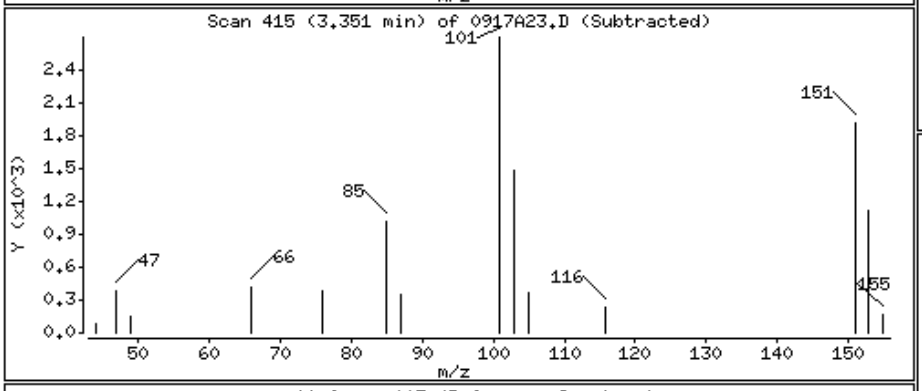

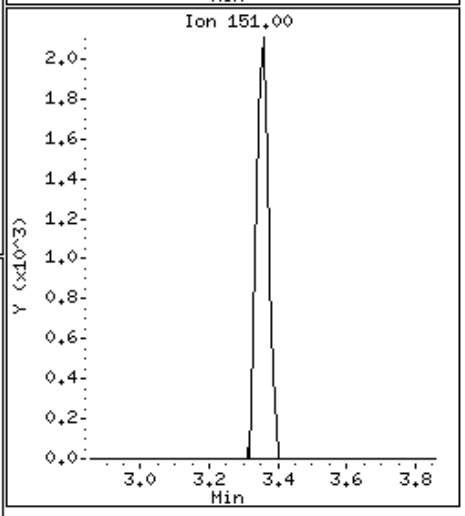

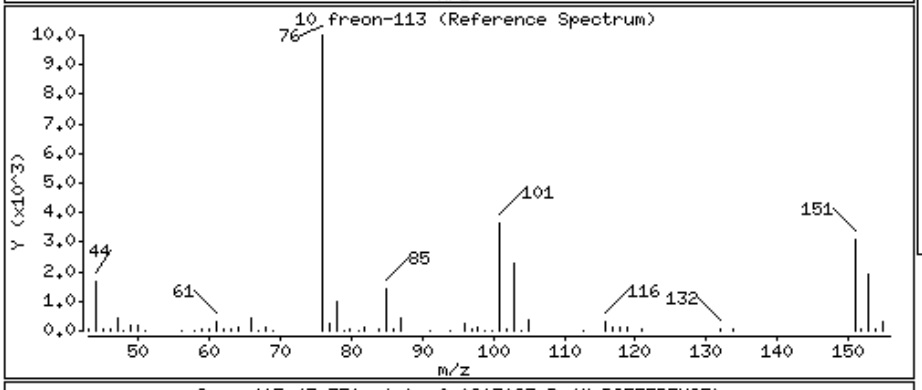

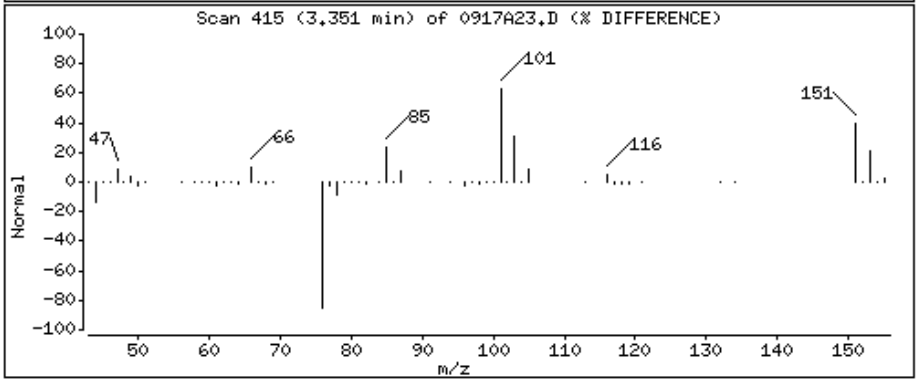

Data File: \\Orgserv2\ff\chem\GCMSVOA\Voa105.i\140917.b\0917A23.D

Date : 17-SEP-2014 19:33

Client ID:

Instrument: Voa105.i

Sample Info: l1421110-01,31,10,,a

Purge Volume: 10.0

Operator: PD

Column phase:

Column diameter: 0.18

13 acetone

Concentration: 93.683 ngs

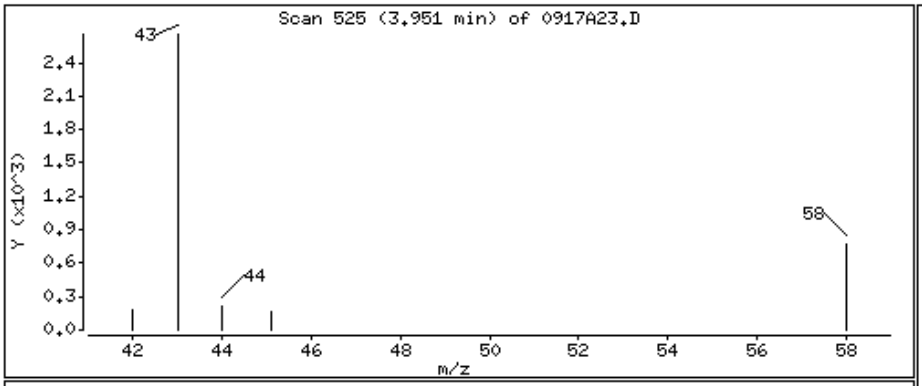

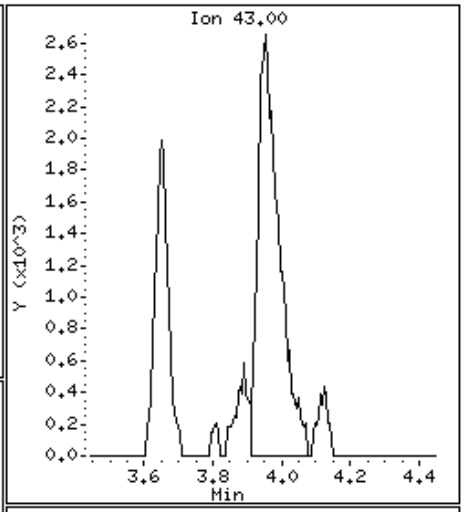

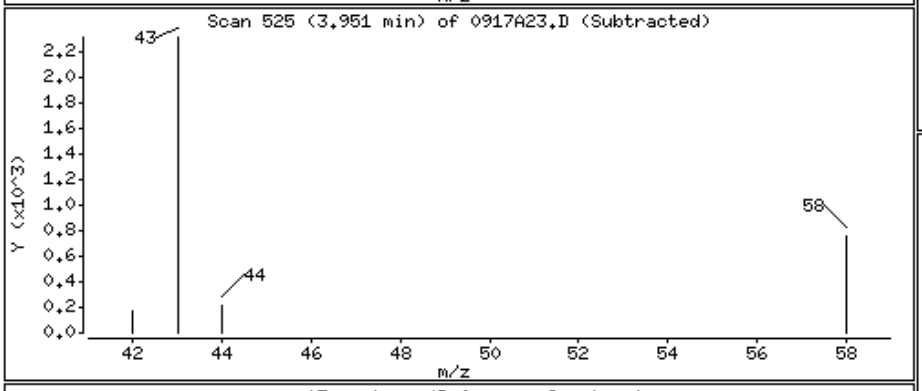

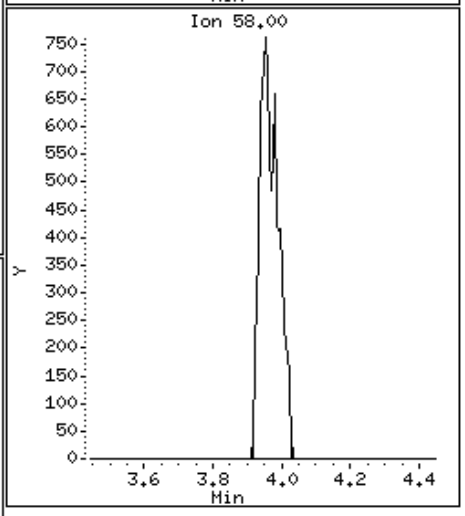

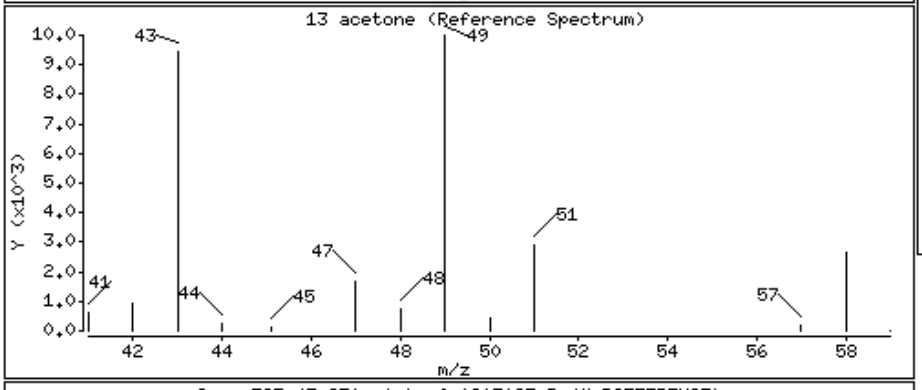

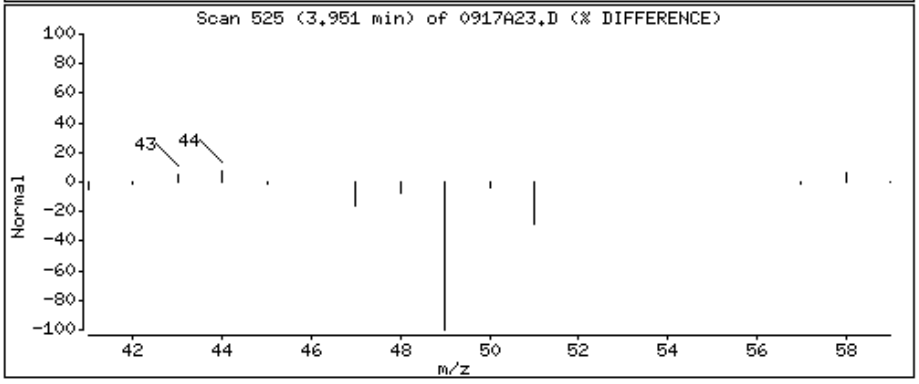

Data File: \\Orgserv2\ff\chem\GCMSVOA\Voa105.i\140917.b\0917A23.D

Date : 17-SEP-2014 19:33

Client ID:

Instrument: Voa105.i

Sample Info: l1421110-01,31,10,,a

Purge Volume: 10.0

Operator: PD

Column phase:

Column diameter: 0.18

26 Cyclohexane

Concentration: 1.094 ngs

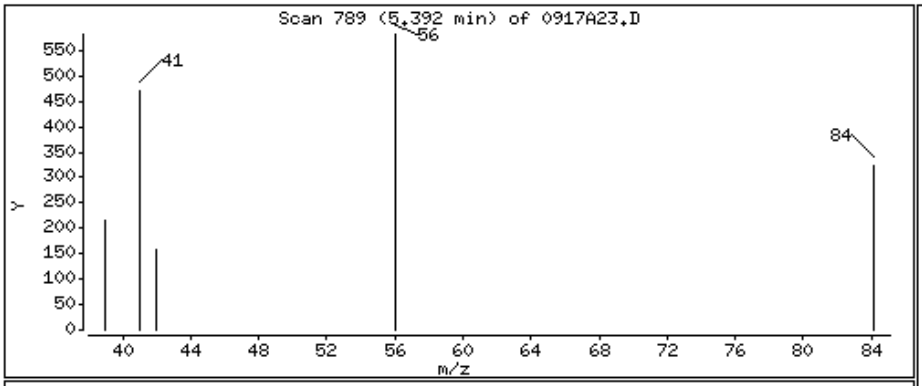

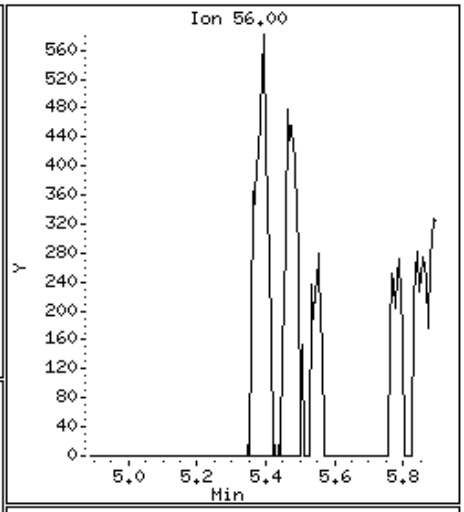

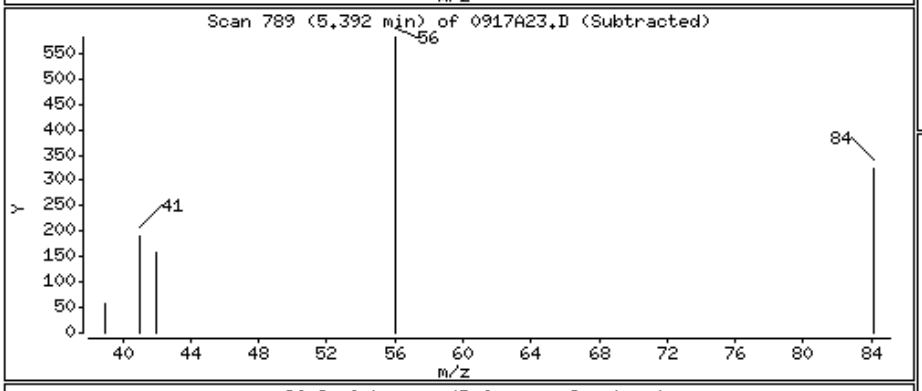

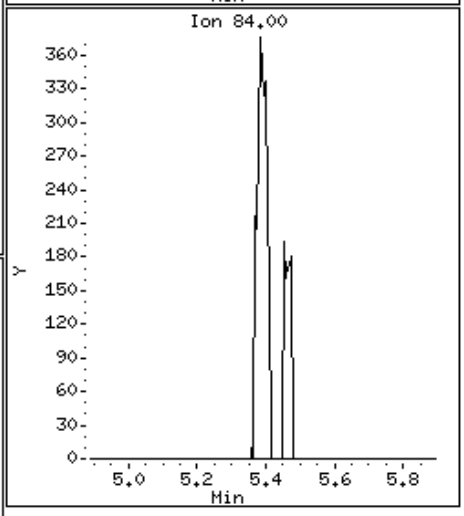

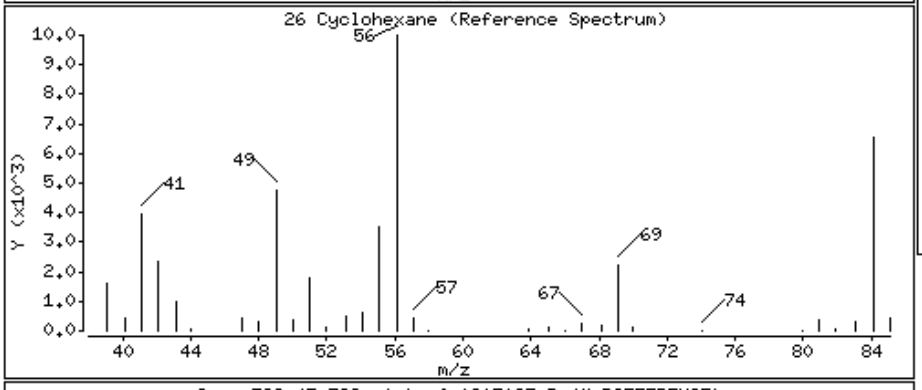

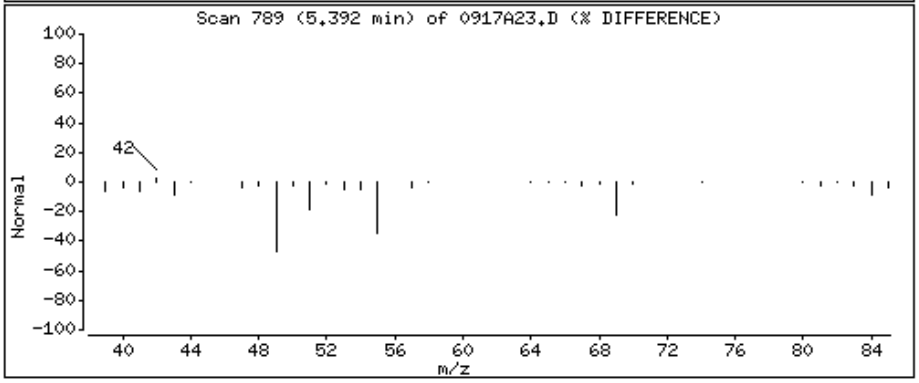

Data File: \\Orgserv2\ff\chem\GCMSVOA\Voa105.i\140917.b\0917A23.D

Date : 17-SEP-2014 19:33

Client ID:

Instrument: Voa105.i

Sample Info: l1421110-01,31,10,,a

Purge Volume: 10.0

Operator: PD

Column phase:

Column diameter: 0.18

28 chloroform

Concentration: 13.580 ngs

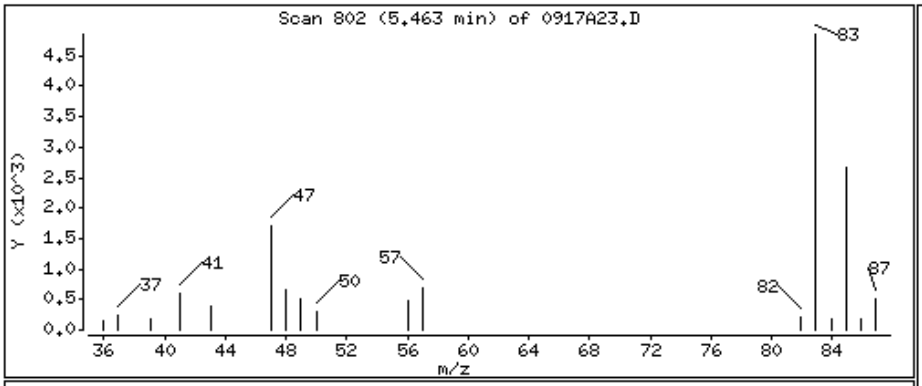

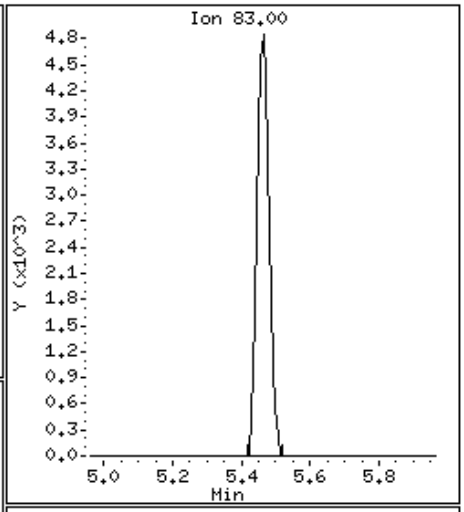

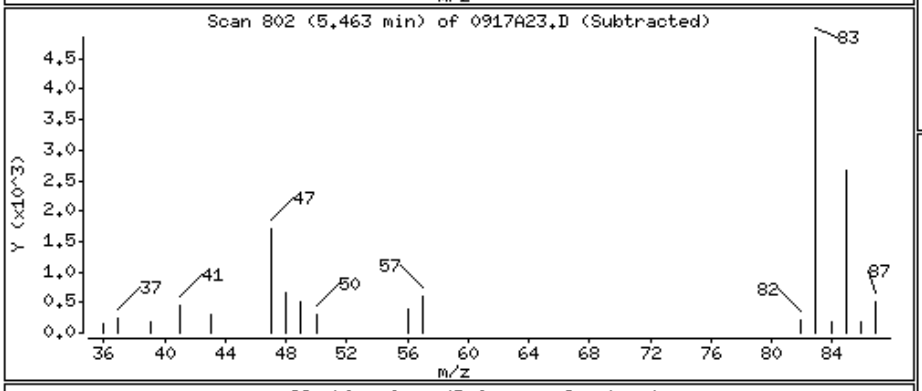

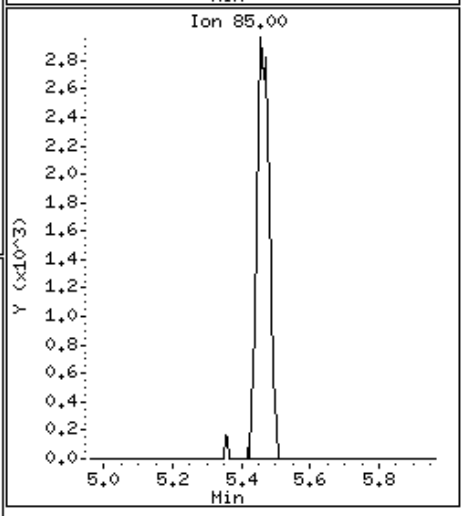

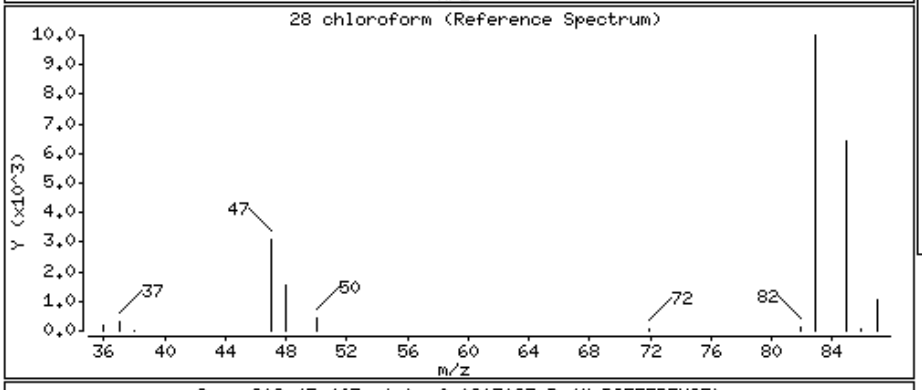

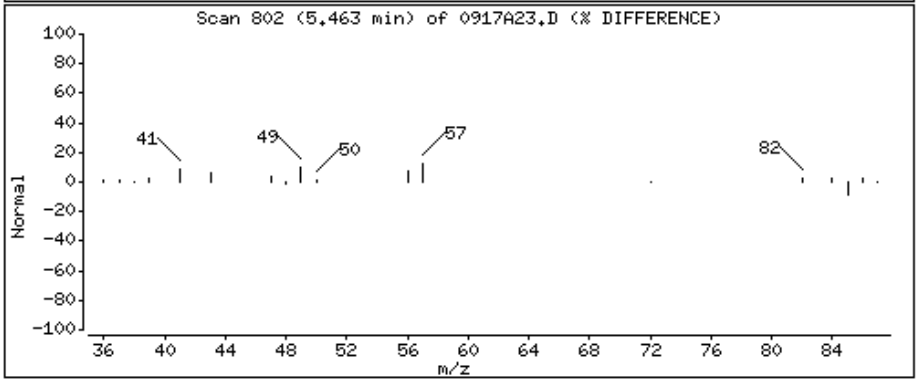

Data File: \\Orgserv2\ff\chem\GCMSVOA\Voa105.i\140917.b\0917A23.D

Date : 17-SEP-2014 19:33

Client ID:

Instrument: Voa105.i

Sample Info: l1421110-01,31,10,,a

Purge Volume: 10.0

Operator: PD

Column phase:

Column diameter: 0.18

36 benzene

Concentration: 1.708 ngs

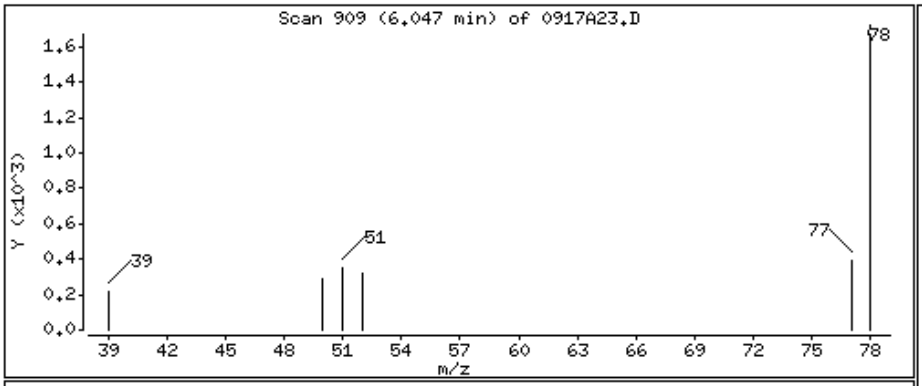

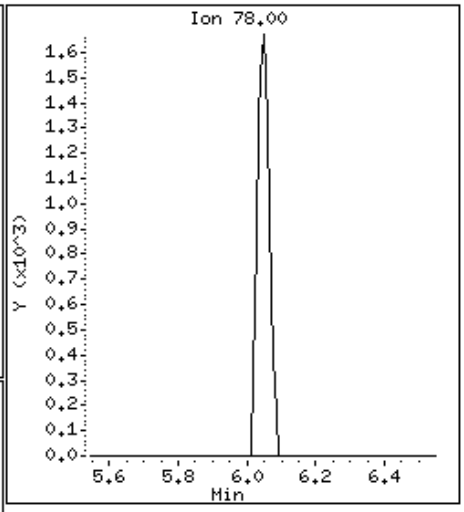

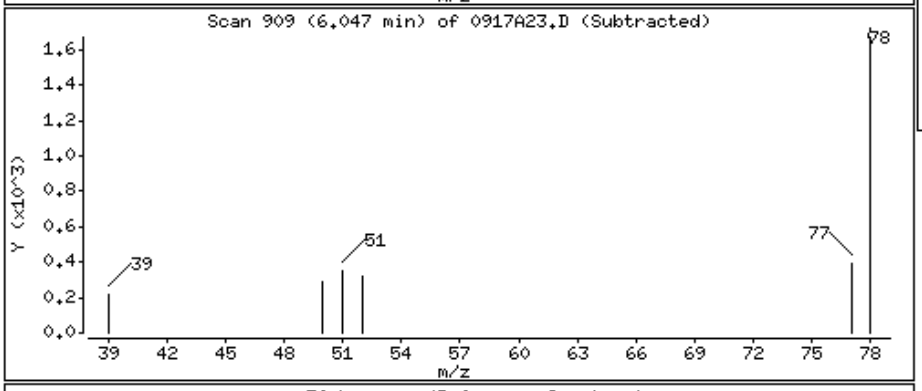

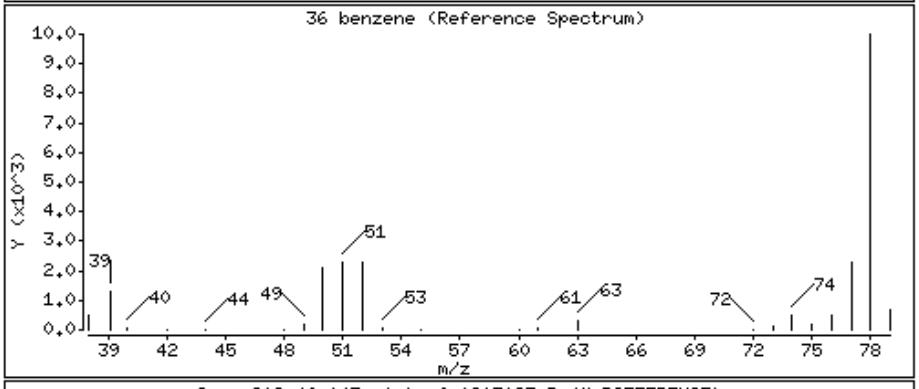

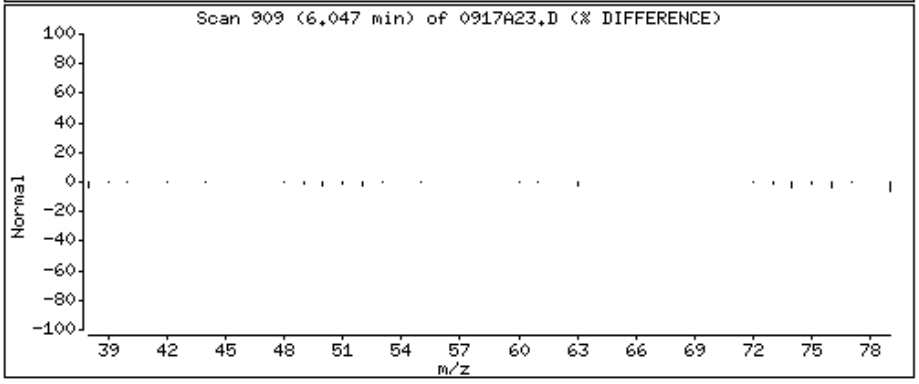

Data File: \\Orgserv2\ff\chem\GCMSVOA\Voa105.i\140917.b\0917A23.D

Date : 17-SEP-2014 19:33

Client ID:

Instrument: Voa105.i

Sample Info: l1421110-01,31,10,,a

Purge Volume: 10.0

Operator: PD

Column phase:

Column diameter: 0.18

42 methyl cyclohexane

Concentration: 1.177 ngs

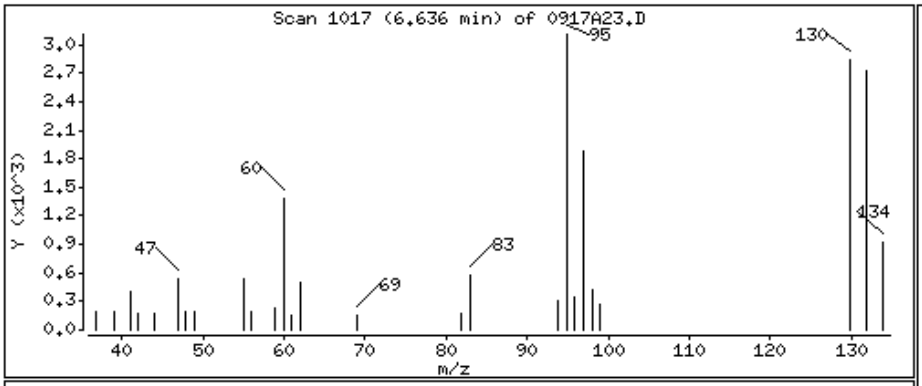

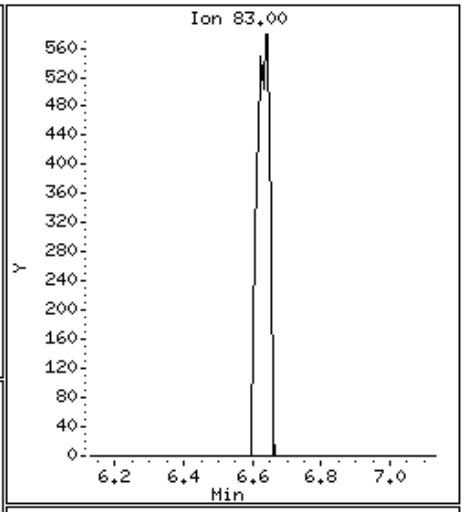

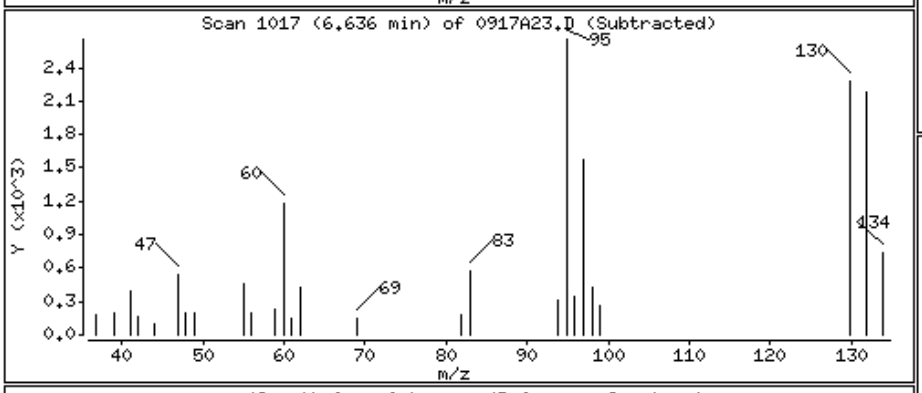

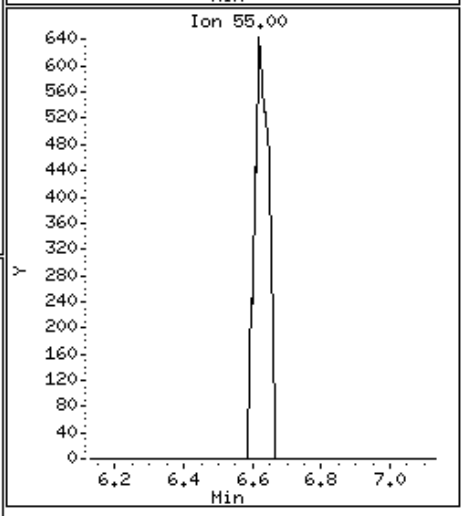

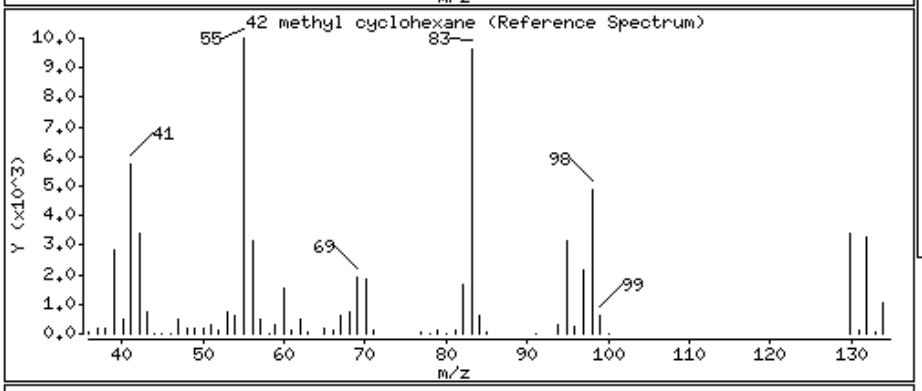

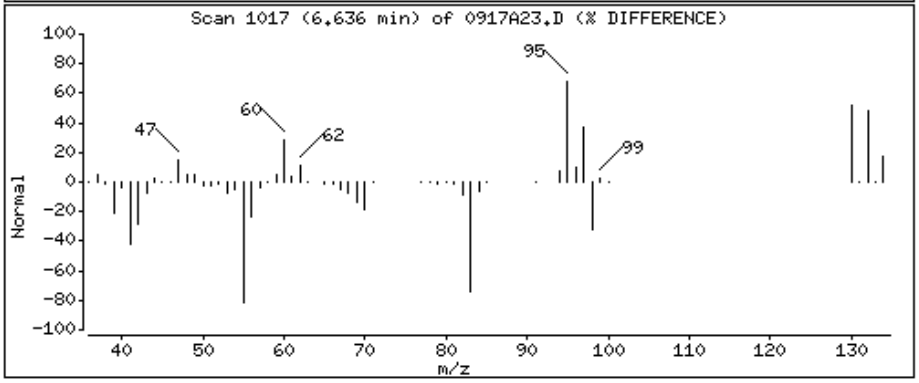

Data File: \\Orgserv2\ff\chem\GCMSVOA\Voa105.i\140917.b\0917A23.D

Date : 17-SEP-2014 19:33

Client ID:

Instrument: Voa105.i

Sample Info: l1421110-01,31,10,,a

Purge Volume: 10.0

Operator: PD

Column phase:

Column diameter: 0.18

43 trichloroethene

Concentration: 13.304 ngs

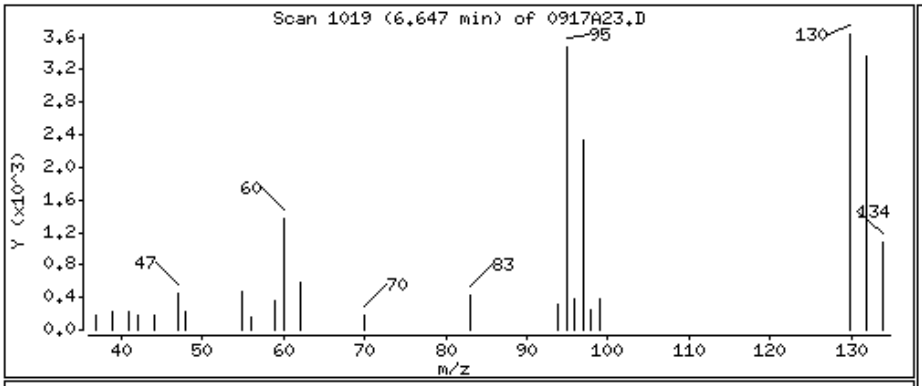

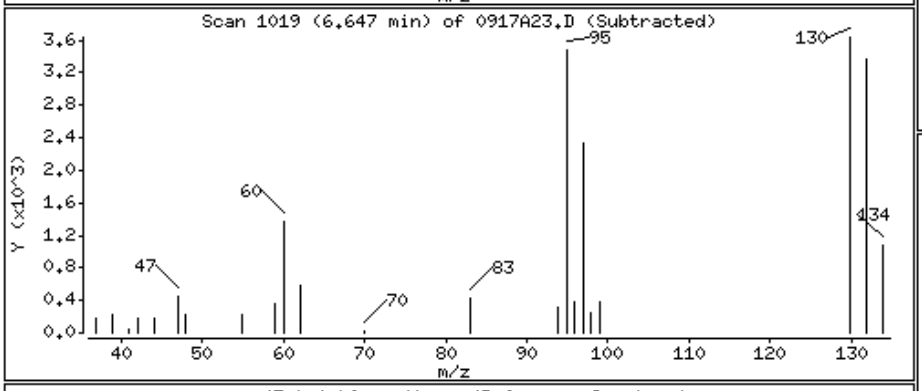

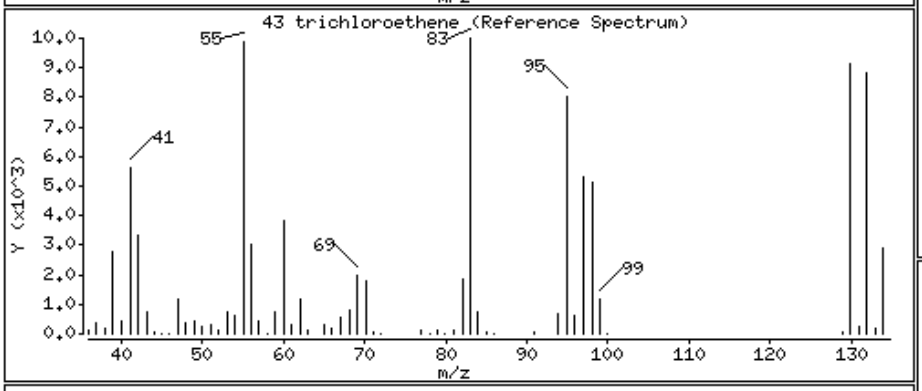

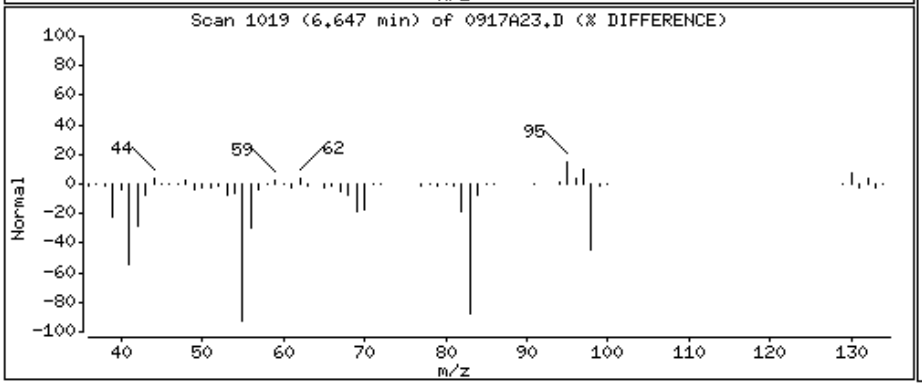

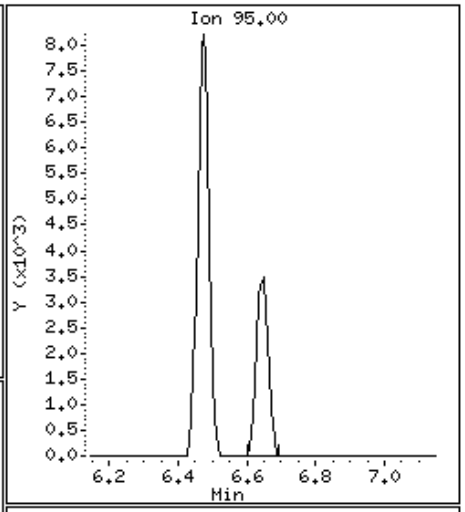

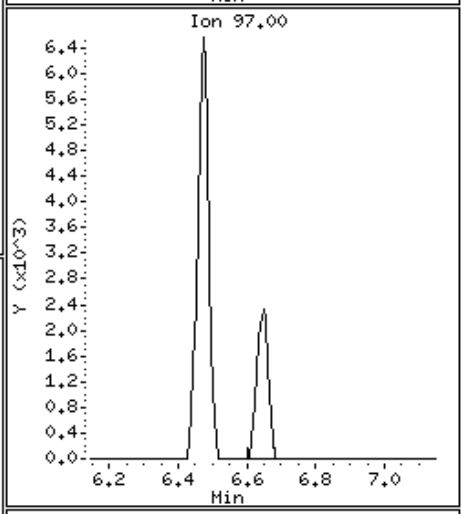

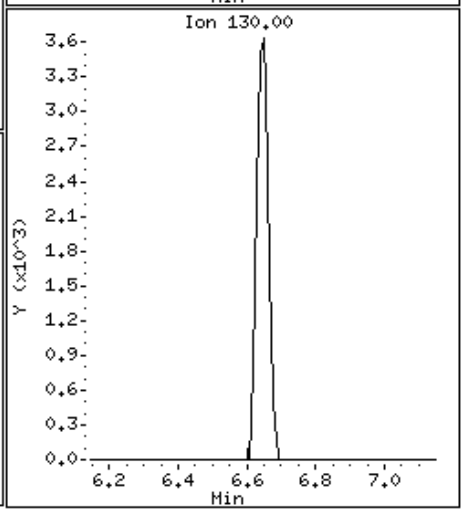

Data File: \\Orgserv2\ff\chem\GCMSVOA\Voa105.i\140917.b\0917A23.D

Date : 17-SEP-2014 19:33

Client ID:

Instrument: Voa105.i

Sample Info: l1421110-01,31,10,,a

Purge Volume: 10.0

Operator: PD

Column phase:

Column diameter: 0.18

55 tetrachloroethene

Concentration: 14.366 ngs

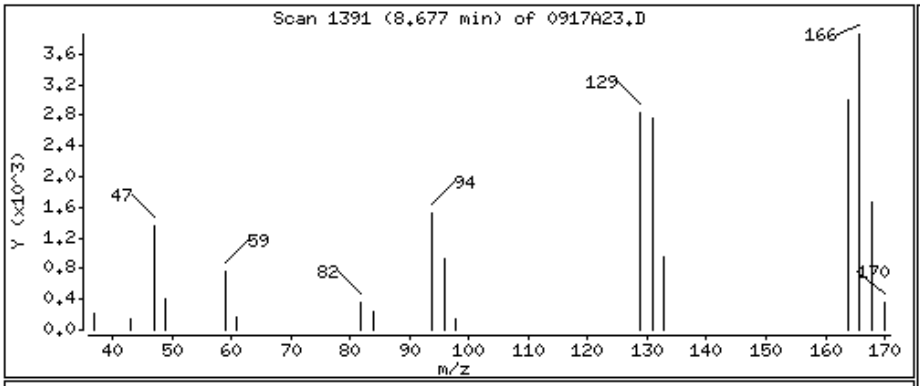

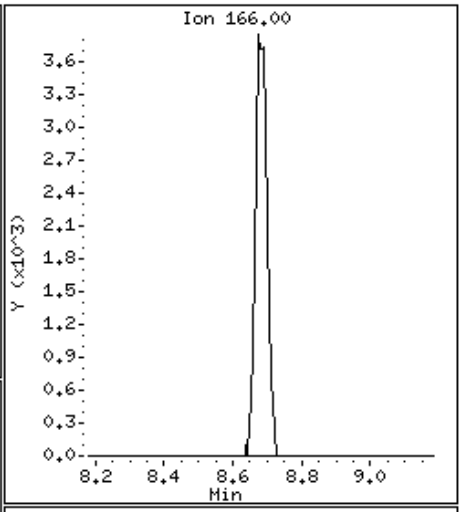

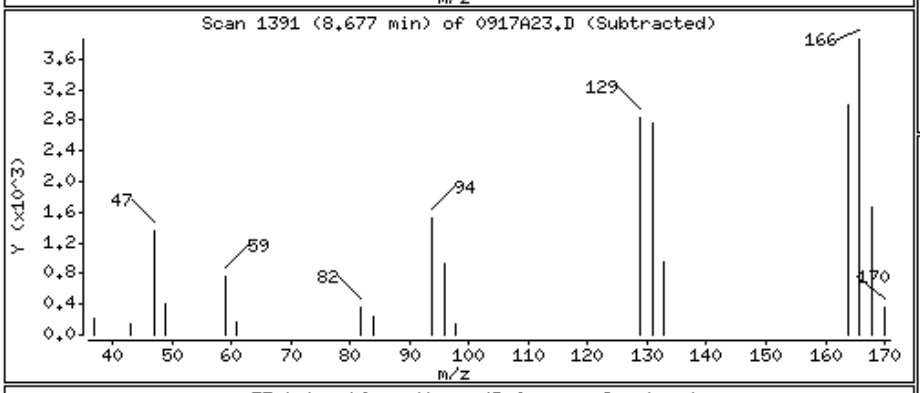

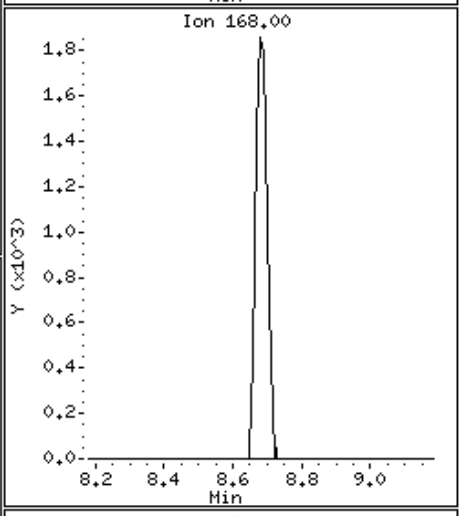

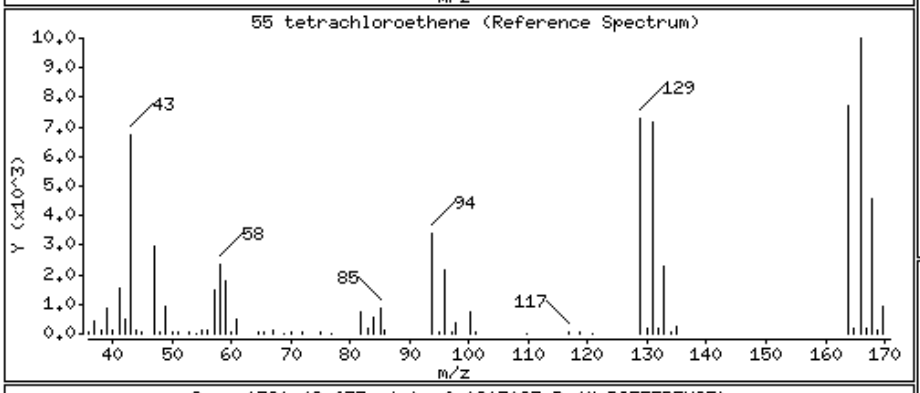

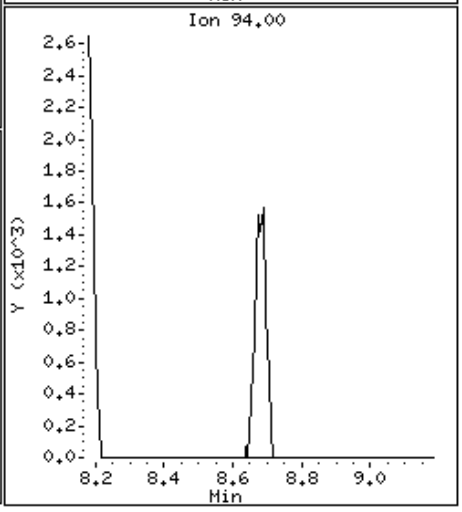

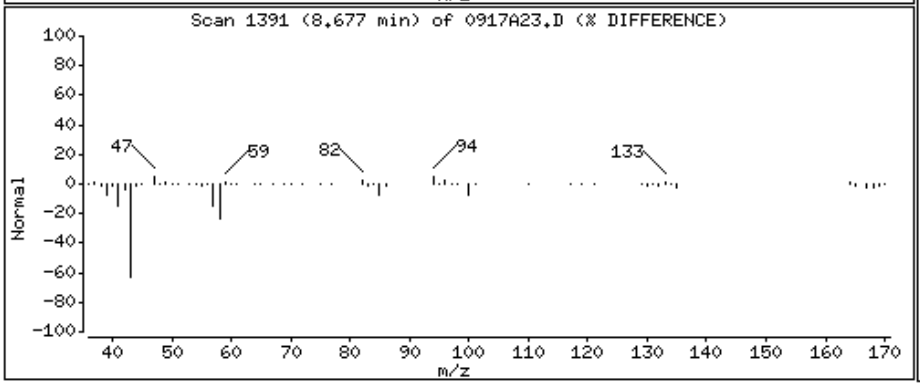

Data File: \\Orgserv2\ff\chem\GCMSVOA\Voa105.i\140917.b\0917A23.D

Date : 17-SEP-2014 19:33

Client ID:

Instrument: Voa105.i

Sample Info: l1421110-01,31,10,,a

Purge Volume: 10.0

Operator: PD

Column phase:

Column diameter: 0.18

68 ethyl benzene

Concentration: 1.111 ngs

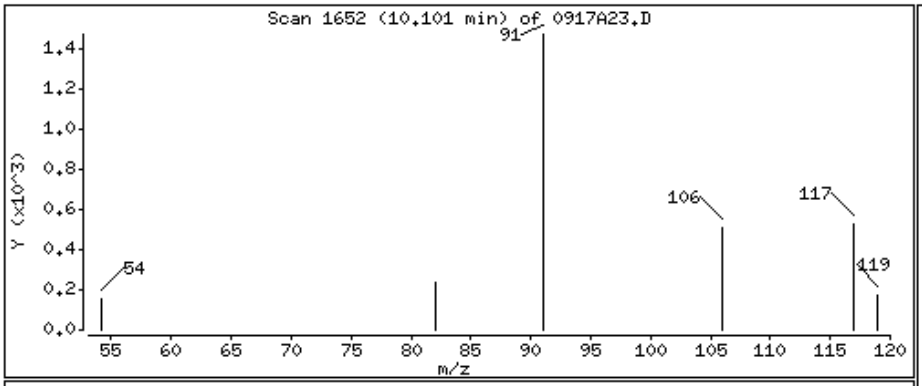

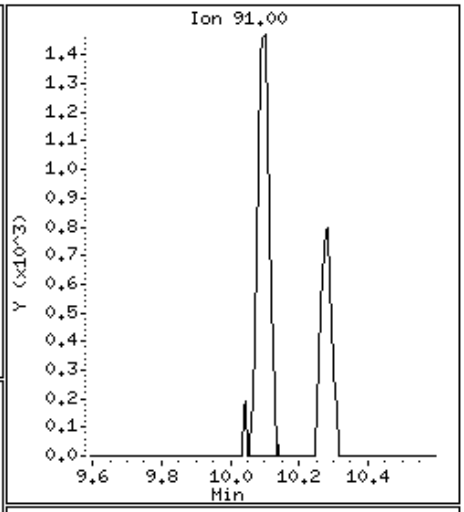

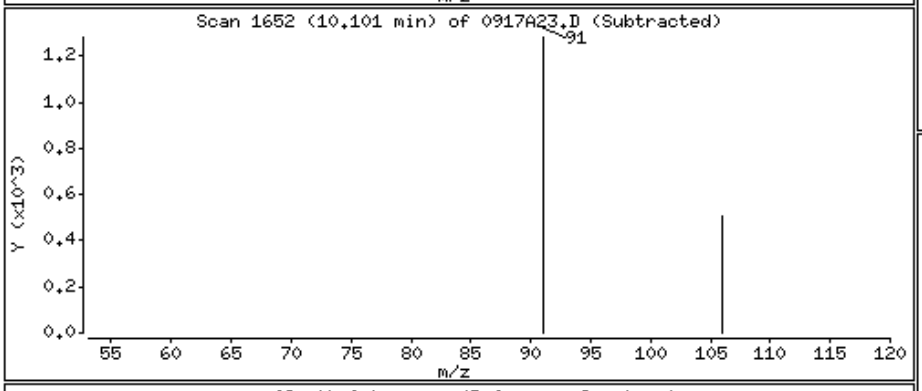

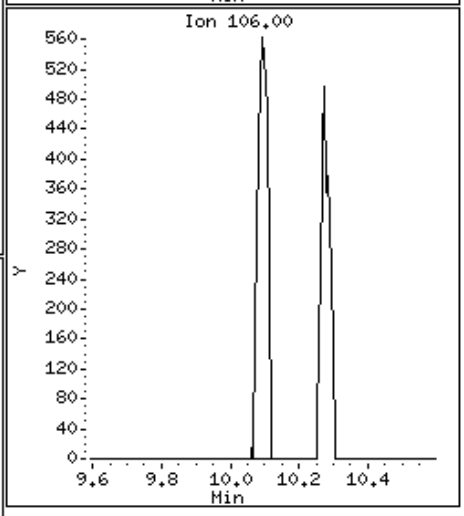

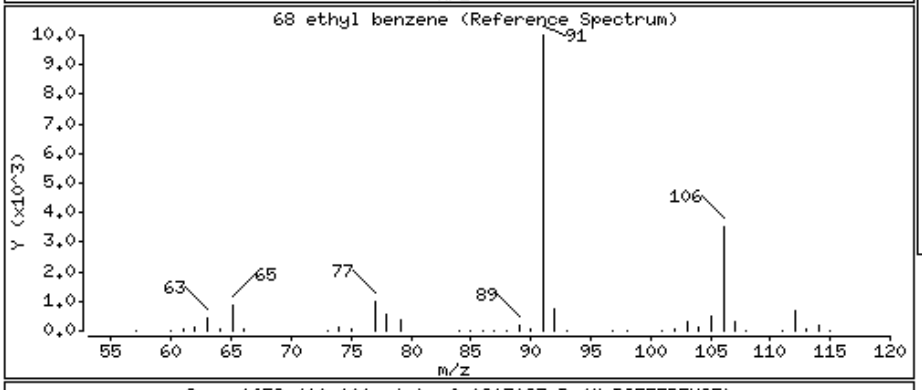

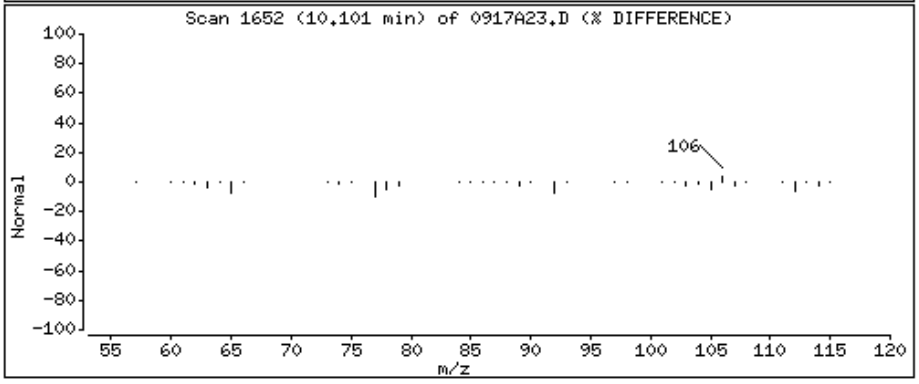

Alpha Analytical Labs

Manual Integration

Sample Info	: l1421110-01,31,10,,a wg722869,ical10058		
Instrument ID	: Voa105.i		
Method	: liq8260B.m		
File	: 0917A23.D		
Injection Date	: 17-SEP-2014 19:33		
Quantitation	: ISTD	Integrator :	HP RTE
Dilution Factor	: 1.00	Sample Type:	SAMPLE

This File has no version history.

//Orgserv2/ff/chem/GCMSVOA/Voa105.i/140917.b/original/0917A23.D

Alpha Analytical Labs

gc/ms voa - VOA105

Data file : \\Orgserv2\ff\chem\GCMSVOA\Voa105.i\140917.b\0917A24.D
Lab Smp Id:
Inj Date : 17-SEP-2014 20:01
Operator : PD Inst ID: Voa105.i
Smp Info : l1421110-02,31,10,,a
Misc Info : wg722869,ical10058
Comment :
Method : \\Orgserv2\ff\chem\GCMSVOA\Voa105.i\140917.b\liq8260B.m
Meth Date : 17-Sep-2014 15:52 mmay Quant Type: ISTD
Cal Date : 04-SEP-2014 00:38 Cal File: 0903A13.D
Als bottle: 24
Dil Factor: 1.00000
Integrator: HP RTE Compound Sublist: NJTCL.sub
Target Version: 4.12
Processing Host: VIRTUALXP-76524

Concentration Formula: Amt * DF * CpndVariable
Cpnd Variable Local Compound Variable

	Compounds	QUANT SIG MASS	RT	EXP RT	REL RT	RESPONSE	CONCENTRATIONS ON-COLUMN (ngs)	FINAL (ngs)	REVIEW CODE
	1 dichlorodifluoromethane	85	Compound Not Detected.						
	2 chloromethane	50	Compound Not Detected.						
	3 vinyl chloride	62	Compound Not Detected.						
	4 bromomethane	94	Compound Not Detected.						
	5 chloroethane	64	Compound Not Detected.						
	6 trichlorofluoromethane	101	Compound Not Detected.						
	8 1,1,-dichloroethene	96	Compound Not Detected.						
	9 carbon disulfide	76	Compound Not Detected.						
	10 freon-113	101	3.356	3.356	(0.519)	1072	2.37268	2.372	
	11 methylene chloride	84	Compound Not Detected.						
	13 acetone	43	3.951	3.946	(0.611)	10652	100.346	100.346	
	14 trans-1,2-dichloroethene	96	Compound Not Detected.						
	15 Methyl Acetate	43	Compound Not Detected.						
	16 methyl tert butyl ether	73	Compound Not Detected.						
	19 1,1-dichloroethane	63	Compound Not Detected.						
	24 cis-1,2-dichloroethene	96	5.189	5.201	(0.802)	3533	6.31704	6.317	
	27 bromochloromethane	128	Compound Not Detected.						
	26 Cyclohexane	56	Compound Not Detected.						
	28 chloroform	83	5.468	5.462	(0.845)	2758	3.78230	3.782	
	30 carbontetrachloride	117	Compound Not Detected.						
$	32 dibromofluoromethane	113	5.648	5.648	(0.873)	48958	106.423	106.423	
	33 1,1,1-trichloroethane	97	Compound Not Detected.						
	34 2-butanone	43	Compound Not Detected.						
	36 benzene	78	Compound Not Detected.						
$	38 1,2-dichloroethane-d4	65	6.188	6.188	(0.956)	50212	114.226	114.225	
	39 1,2-dichloroethane	62	Compound Not Detected.						
*	41 flourobenzene	96	6.472	6.472	(1.000)	204488	100.000		
	42 methyl cyclohexane	83	Compound Not Detected.						

							CONCENTRATIONS		
	Compounds	QUANT SIG MASS	RT	EXP RT	REL RT	RESPONSE	ON-COLUMN (ngs)	FINAL (ngs)	REVIEW CODE
	43 trichloroethene	95	6.646	6.646	(1.027)	429694	817.571	817.570	
	46 1,2-dichloropropane	63	Compound Not Detected.						
	47 bromodichloromethane	83	Compound Not Detected.						
	49 1,4-Dioxane	88	Compound Not Detected.						
	52 cis-1,3-dichloropropene	75	Compound Not Detected.						
$	53 toluene-d8	98	8.180	8.180	(0.814)	204411	104.212	104.212	
	54 toluene	92	8.240	8.240	(0.820)	6562	4.90300	4.902	
	56 4-methyl-2-pentanone	58	Compound Not Detected.						
	55 tetrachloroethene	166	Compound Not Detected.						
	57 trans-1,3-dichloropropene	75	Compound Not Detected.						
	60 1,1,2-trichloroethane	83	Compound Not Detected.						
	61 chlorodibromomethane	129	Compound Not Detected.						
	64 1,2-dibromoethane	107	Compound Not Detected.						
	65 2-hexanone	43	Compound Not Detected.						
*	66 chlorobenzene-d5	117	10.046	10.040	(1.000)	177116	100.000		
	67 chlorobenzene	112	Compound Not Detected.						
	68 ethyl benzene	91	Compound Not Detected.						
	70 p/m xylene	106	Compound Not Detected.						
	71 o xylene	106	Compound Not Detected.						
	72 styrene	104	Compound Not Detected.						
	73 bromoform	173	Compound Not Detected.						
	74 isopropylbenzene	105	Compound Not Detected.						
$	75 4-bromofluorobenzene	95	11.470	11.470	(0.907)	91575	81.5825	81.582	
	79 1,1,2,2,-tetrachloroethane	83	Compound Not Detected.						
	92 1,3-dichlorobenzene	146	Compound Not Detected.						
*	93 1,4-dichlorobenzene-d4	152	12.643	12.643	(1.000)	108271	100.000		
	94 1,4-dichlorobenzene	146	Compound Not Detected.						
	97 1,2-dichlorobenzene	146	Compound Not Detected.						
	99 1,2-dibromo-3-chloropropane	75	Compound Not Detected.						
	102 1,2,4-trichlorobenzene	180	Compound Not Detected.						
	104 1,2,3-trichlorobenzene	180	Compound Not Detected.						

Alpha Analytical Labs

gc/ms voa - VOA105

Data file : \\Orgserv2\ff\chem\GCMSVOA\Voa105.i\140917.b\0917A24.D
Lab Smp Id:
Inj Date : 17-SEP-2014 20:01
Operator : PD Inst ID: Voa105.i
Smp Info : l1421110-02,31,10,,a
Misc Info : wg722869,ical10058
Comment :
Method : \\Orgserv2\ff\chem\GCMSVOA\Voa105.i\140917.b\liq8260B.m
Meth Date : 17-Sep-2014 15:52 mmay Quant Type: ISTD
Cal Date : 04-SEP-2014 00:38 Cal File: 0903A13.D
Als bottle: 24
Dil Factor: 1.00000
Integrator: HP RTE Compound Sublist: NJTCL.sub
Target Version: 4.12
Processing Host: VIRTUALXP-76524

Concentration Formula: Amt * DF * CpndVariable
Cpnd Variable Local Compound Variable

ISTD	RT	AREA	AMOUNT
* 41 flourobenzene	6.472	424168	100.000

		CONCENTRATIONS			QUANT			
RT	AREA	ON-COL(ngs)	FINAL(ngs)	QUAL	LIBRARY	LIB ENTRY	CPND #	REVIEW CODE
Unknown					CAS #:			
2.102	71250	16.7975775	16.797	0		0	41	

Alpha Analytical Labs

INTERNAL STANDARD COMPOUNDS
AREA AND RT SUMMARY

Instrument ID: Voa105.i
Lab File ID: 0917A24.D
Lab Smp Id:
Analysis Type: VOA
Quant Type: ISTD
Operator: PD
Method File: \\Orgserv2\ff\chem\GCMSVOA\Voa105.i\140917.b\liq8260B.m
Misc Info: wg722869,ical10058

Calibration Date: 17-SEP-2014
Calibration Time: 09:31

Level: LOW
Sample Type: WATER

Test Mode:
Use Last Continuing Calibrator.
If Continuing Cal. use Initial Cal. Level 3

COMPOUND	STANDARD	AREA LIMIT LOWER	AREA LIMIT UPPER	SAMPLE	%DIFF
41 flourobenzene	223744	111872	447488	204488	-8.61
66 chlorobenzene-d5	195655	97828	391310	177116	-9.48
93 1,4-dichlorobenze	125737	62869	251474	108271	-13.89

COMPOUND	STANDARD	RT LIMIT LOWER	RT LIMIT UPPER	SAMPLE	%DIFF
41 flourobenzene	6.47	5.97	6.97	6.47	-0.00
66 chlorobenzene-d5	10.04	9.54	10.54	10.05	0.05
93 1,4-dichlorobenze	12.64	12.14	13.14	12.64	-0.00

AREA UPPER LIMIT = +100% of internal standard area.
AREA LOWER LIMIT = - 50% of internal standard area.
RT UPPER LIMIT = + 0.50 minutes of internal standard RT.
RT LOWER LIMIT = - 0.50 minutes of internal standard RT.

Alpha Analytical Labs

RECOVERY REPORT

Client Name: Client SDG: SDGa00307
Sample Matrix: LIQUID Fraction: VOA
Lab Smp Id:
Level: LOW Operator: PD
Data Type: MS DATA SampleType: SAMPLE
SpikeList File: curveall.spk Quant Type: ISTD
Sublist File: NJTCL.sub
Method File: \\Orgserv2\ff\chem\GCMSVOA\Voa105.i\140917.b\liq8260B.m
Misc Info: wg722869,ical10058

SURROGATE COMPOUND	AMOUNT ADDED ngs	AMOUNT RECOVERED ngs	% RECOVERED	LIMITS
$ 32 dibromofluorometha	100.000	106.423	106.42	70-130
$ 38 1,2-dichloroethane	100.000	114.225	114.23	70-130
$ 53 toluene-d8	100.000	104.212	104.21	70-130
$ 75 4-bromofluorobenze	100.000	81.582	81.58	70-130

Data File: \\Orgserv2\ff\chem\GCMSVOA\Voa105.i\140917.b\0917A24.D
Date : 17-SEP-2014 20:01
Client ID:
Sample Info: 11421110-02,31,10,,a
Purge Volume: 10.0
Column phase:

Instrument: Voa105.i
Operator: PD
Column diameter: 0.18

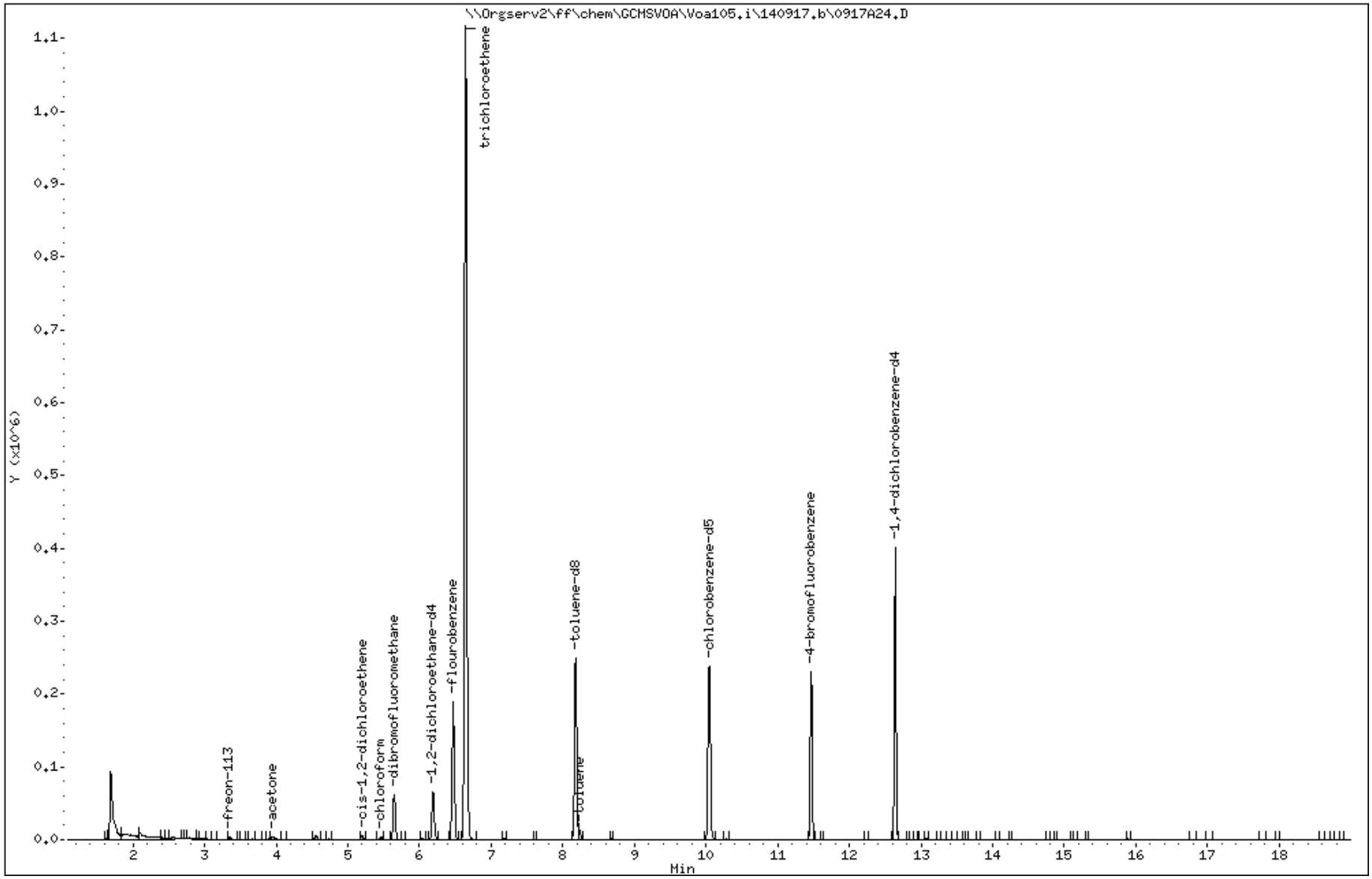

Data File: \\Orgserv2\ff\chem\GCMSVOA\Voa105.i\140917.b\0917A24.D

Date : 17-SEP-2014 20:01

Client ID:

Instrument: Voa105.i

Sample Info: l1421110-02,31,10,,a

Purge Volume: 10.0

Operator: PD

Column phase:

Column diameter: 0.18

10 freon-113

Concentration: 2.372 ngs

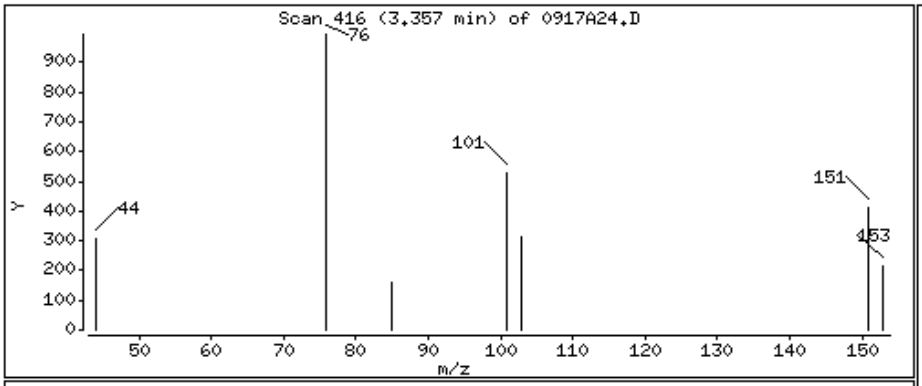

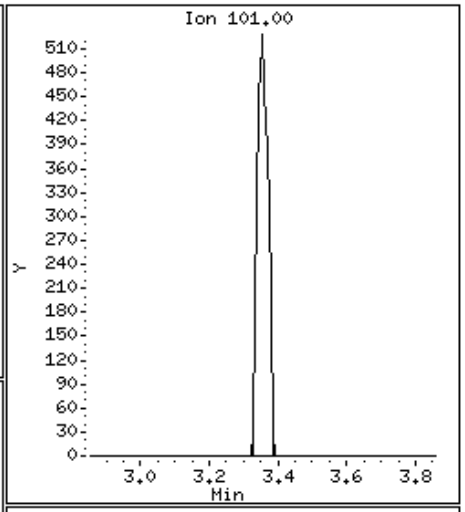

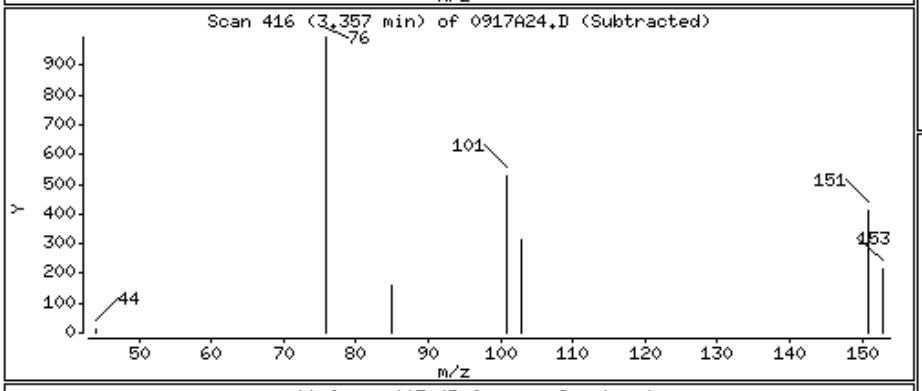

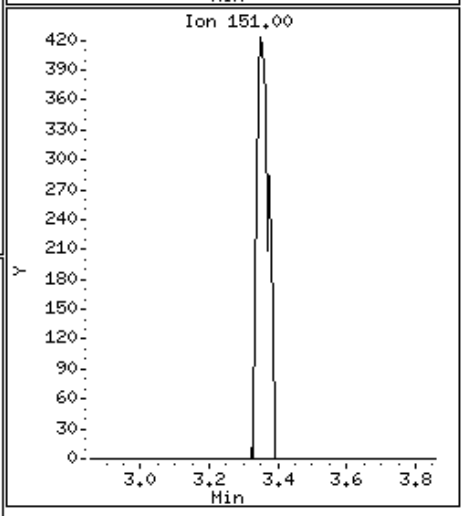

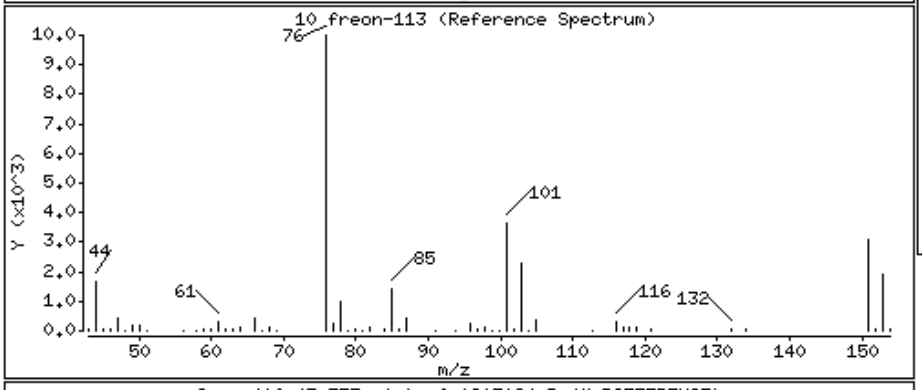

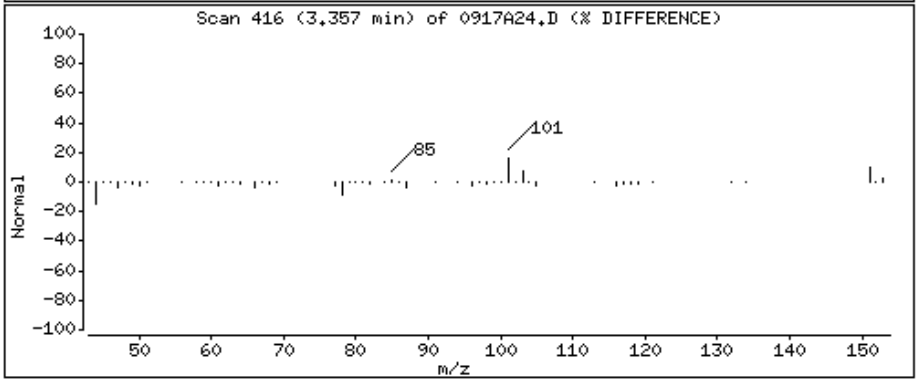

Data File: \\Orgserv2\ff\chem\GCMSVOA\Voa105.i\140917.b\0917A24.D

Date : 17-SEP-2014 20:01

Client ID:

Instrument: Voa105.i

Sample Info: l1421110-02,31,10,,a

Purge Volume: 10.0

Operator: PD

Column phase:

Column diameter: 0.18

13 acetone

Concentration: 100.346 ngs

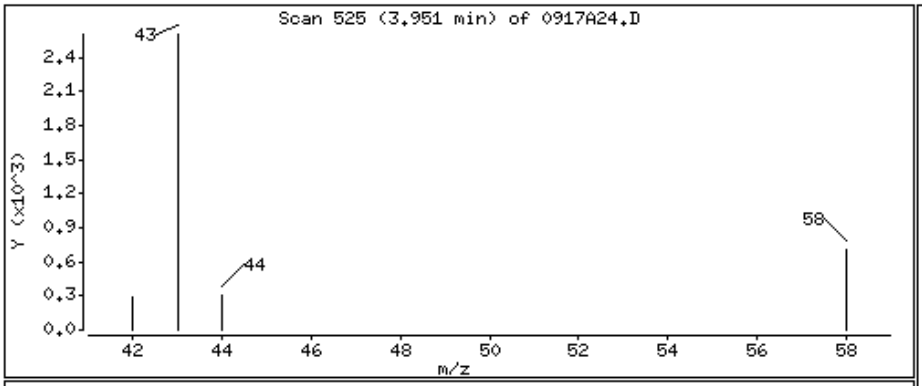

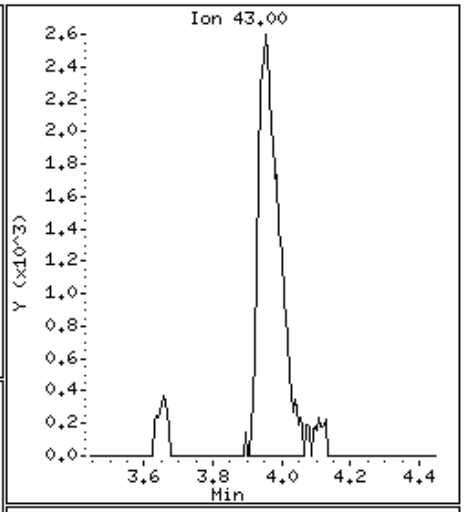

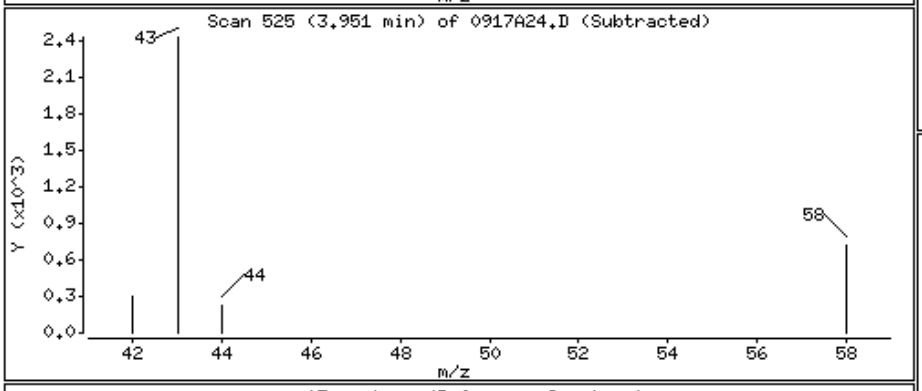

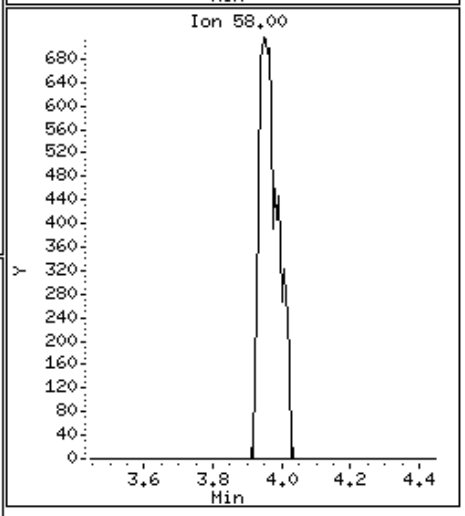

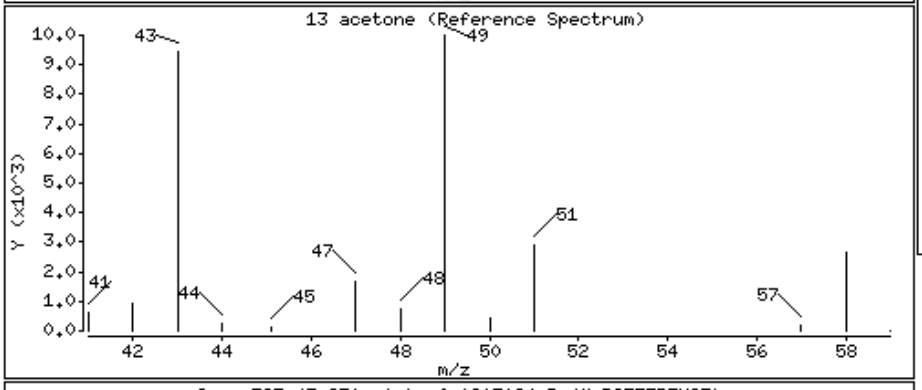

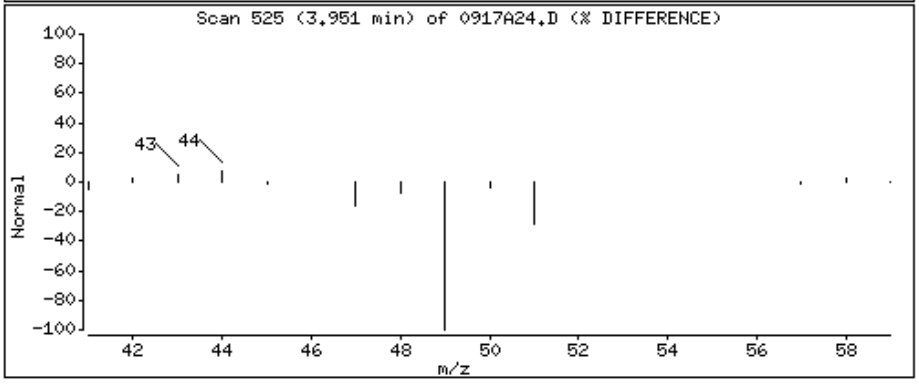

Data File: \\Orgserv2\ff\chem\GCMSVOA\Voa105.i\140917.b\0917A24.D

Date : 17-SEP-2014 20:01

Client ID:

Instrument: Voa105.i

Sample Info: l1421110-02,31,10,,a

Purge Volume: 10.0

Operator: PD

Column phase:

Column diameter: 0.18

24 cis-1,2-dichloroethene

Concentration: 6.317 ngs

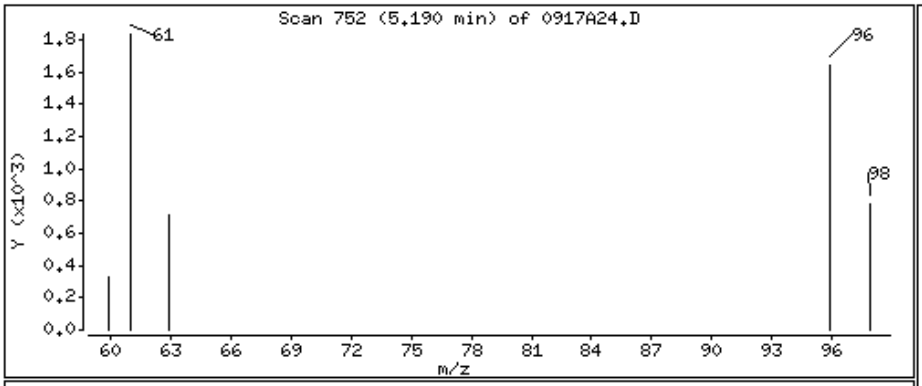

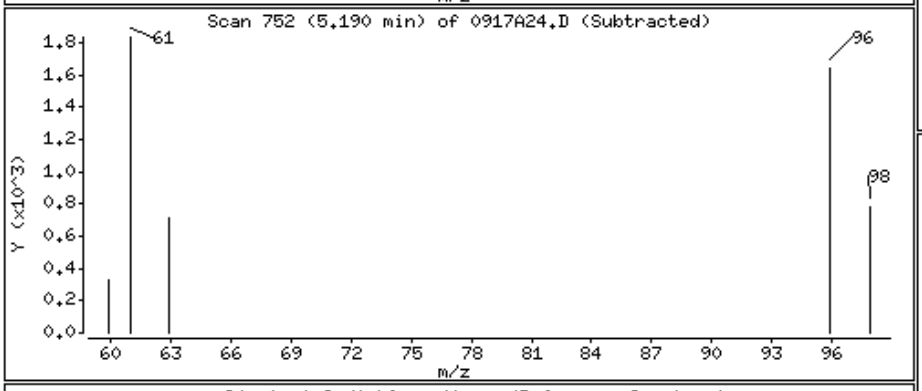

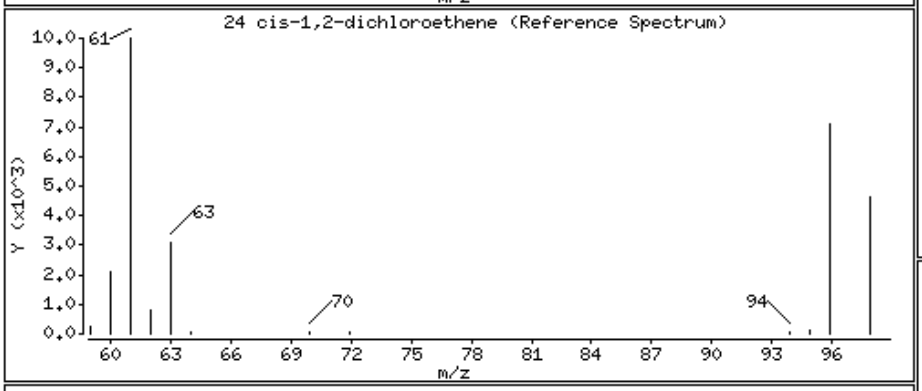

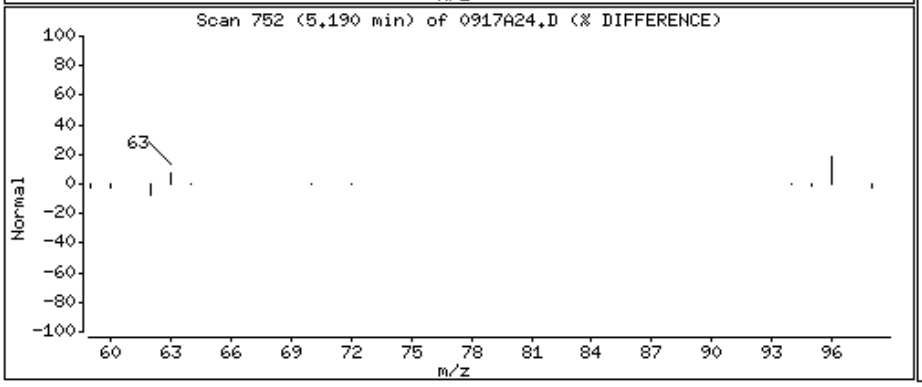

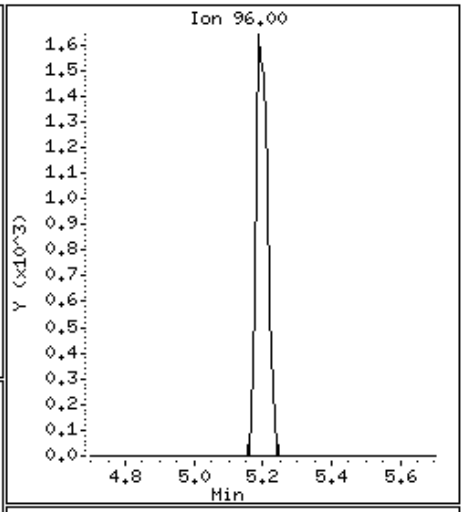

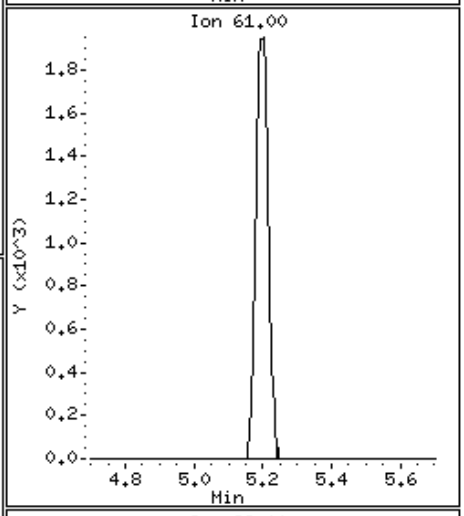

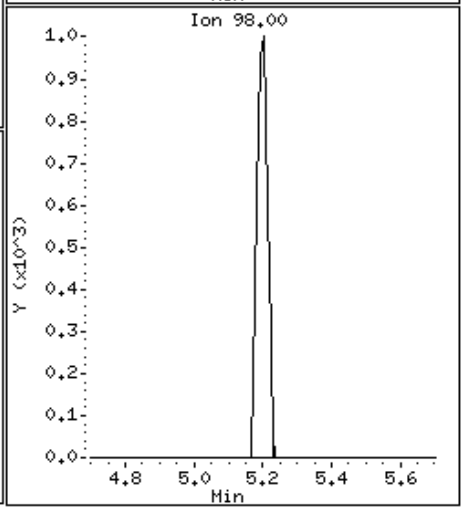

Data File: \\Orgserv2\ff\chem\GCMSVOA\Voa105.i\140917.b\0917A24.D

Date : 17-SEP-2014 20:01

Client ID:

Instrument: Voa105.i

Sample Info: l1421110-02,31,10,,a

Purge Volume: 10.0

Operator: PD

Column phase:

Column diameter: 0.18

28 chloroform

Concentration: 3.782 ngs

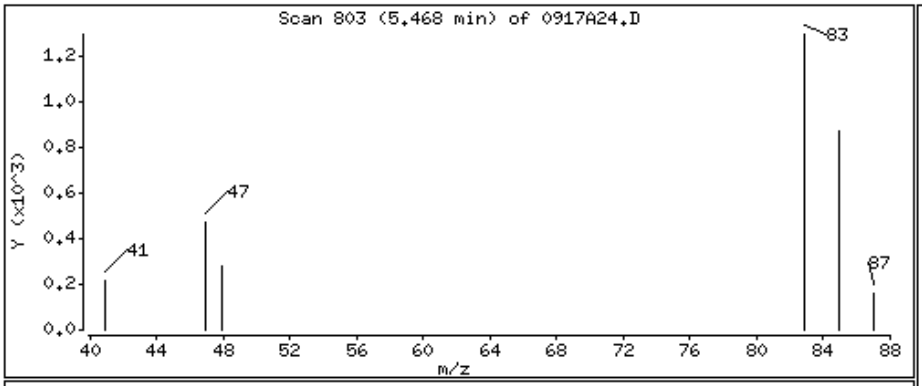

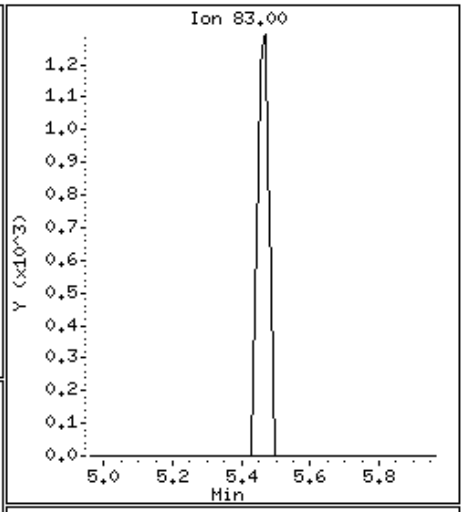

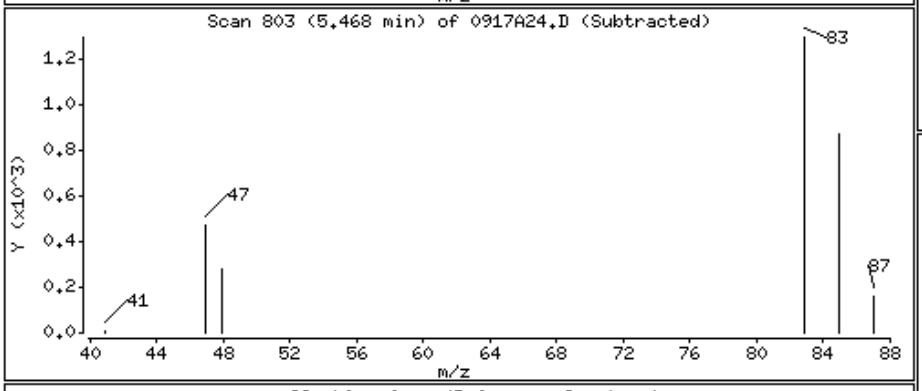

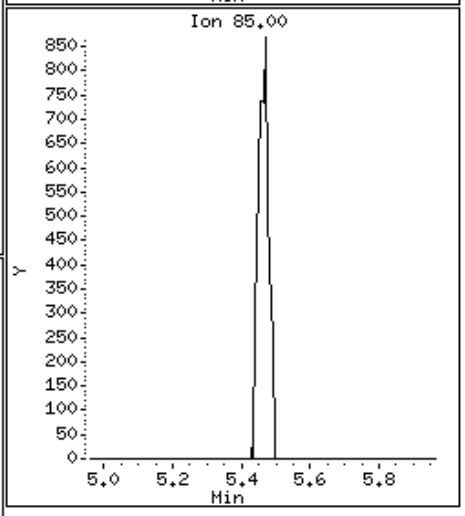

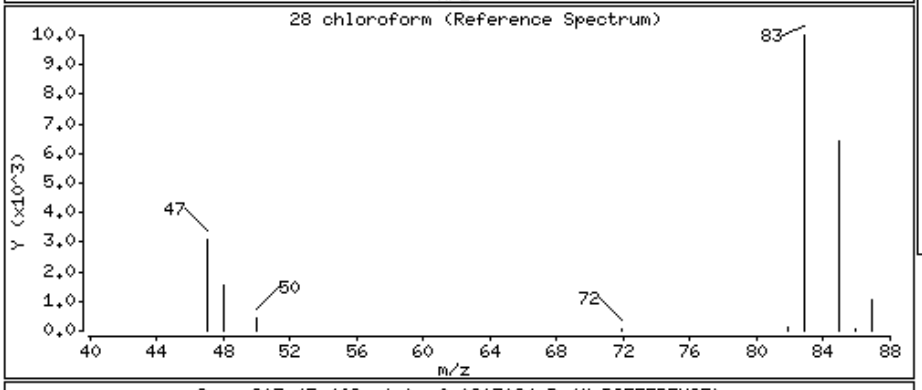

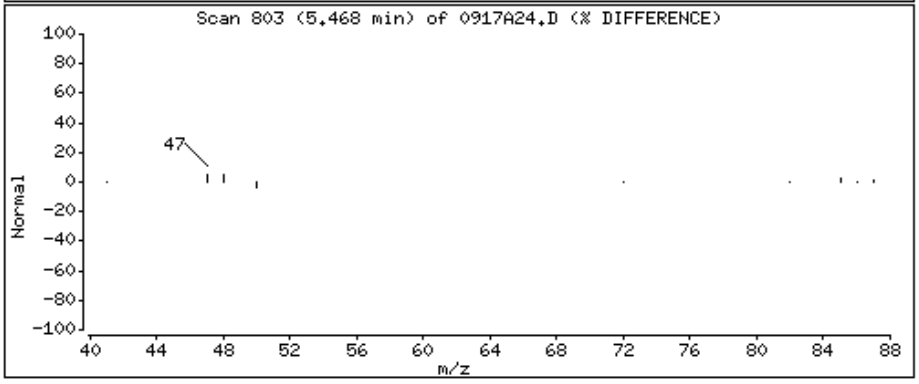

Data File: \\Orgserv2\ff\chem\GCMSVOA\Voa105.i\140917.b\0917A24.D

Date : 17-SEP-2014 20:01

Client ID:

Instrument: Voa105.i

Sample Info: l1421110-02,31,10,,a

Purge Volume: 10.0

Operator: PD

Column phase:

Column diameter: 0.18

43 trichloroethene

Concentration: 817.570 ngs

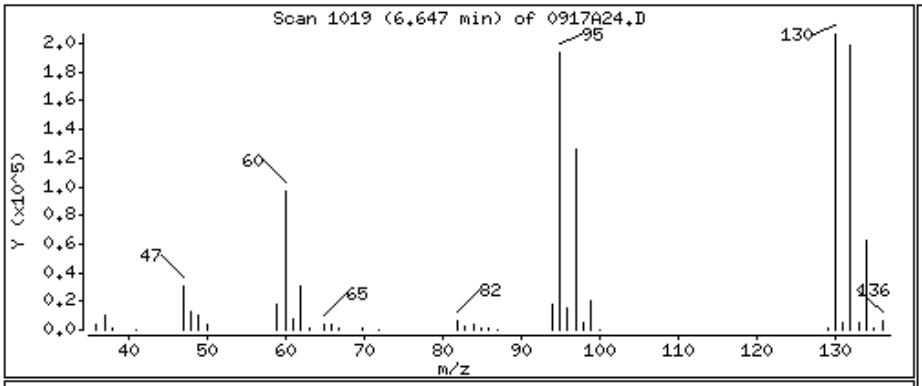

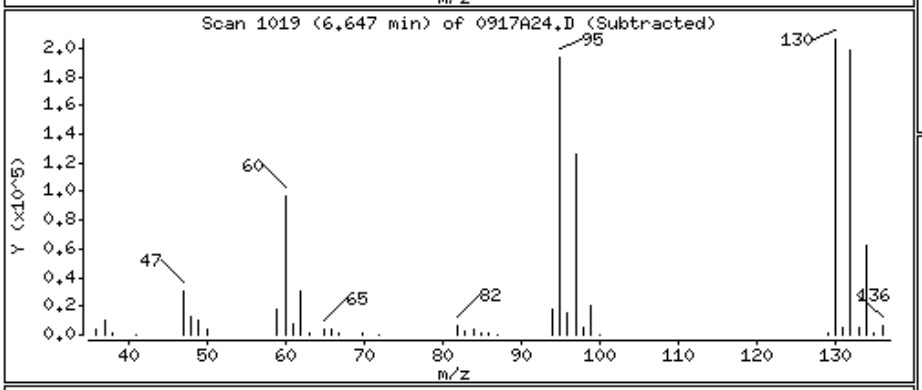

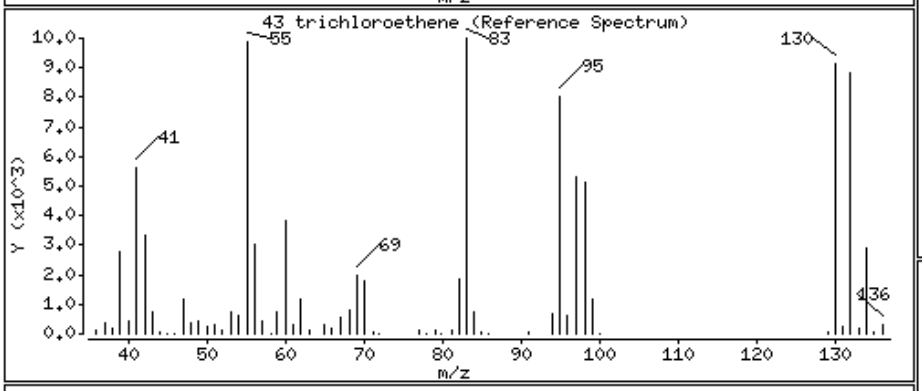

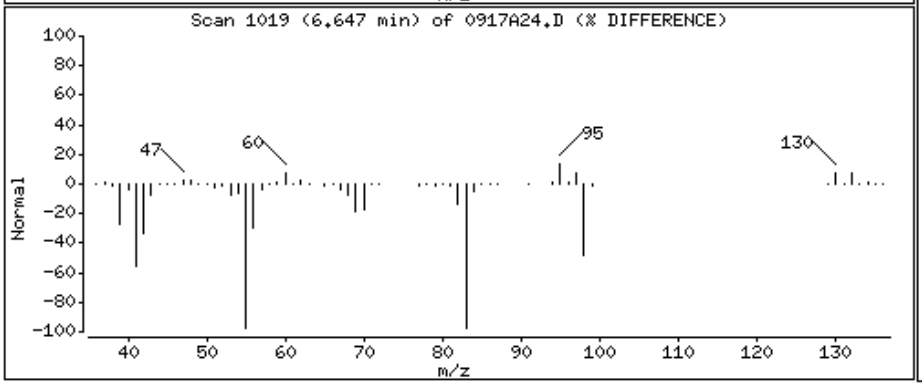

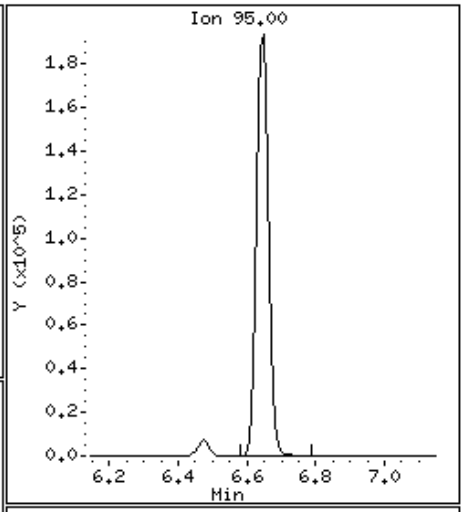

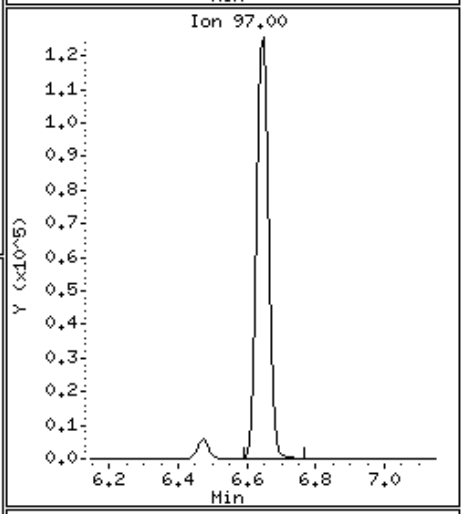

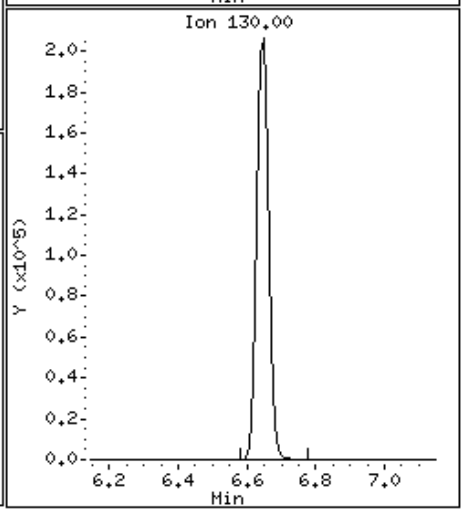

Data File: \\Orgserv2\ff\chem\GCMSVOA\Voa105.i\140917.b\0917A24.D

Date : 17-SEP-2014 20:01

Client ID:

Instrument: Voa105.i

Sample Info: l1421110-02,31,10,,a

Purge Volume: 10.0

Operator: PD

Column phase:

Column diameter: 0.18

54 toluene

Concentration: 4.902 ngs

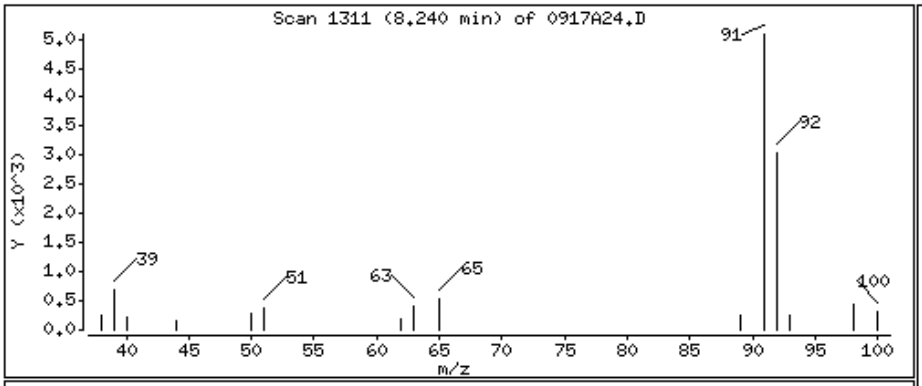

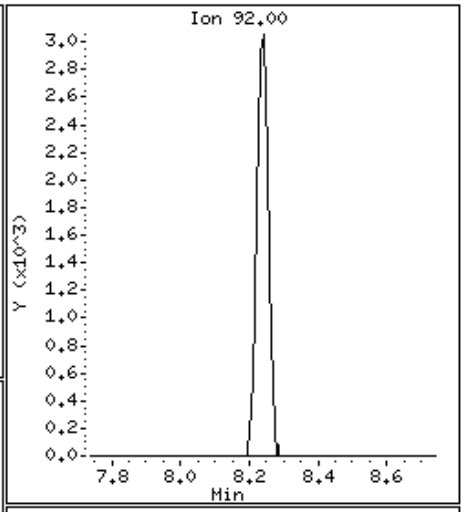

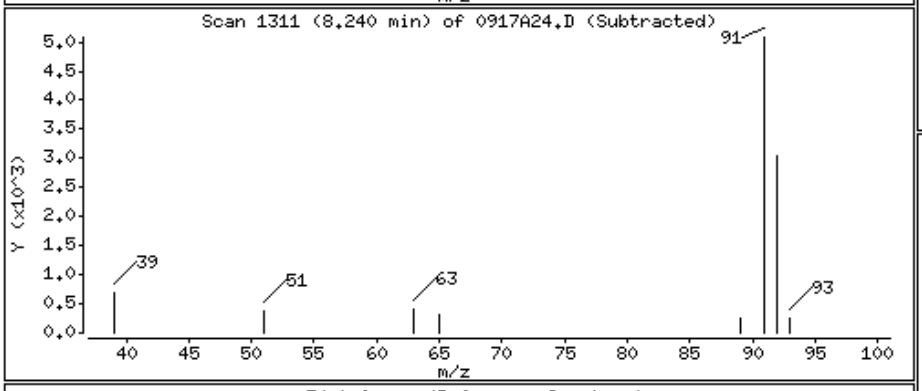

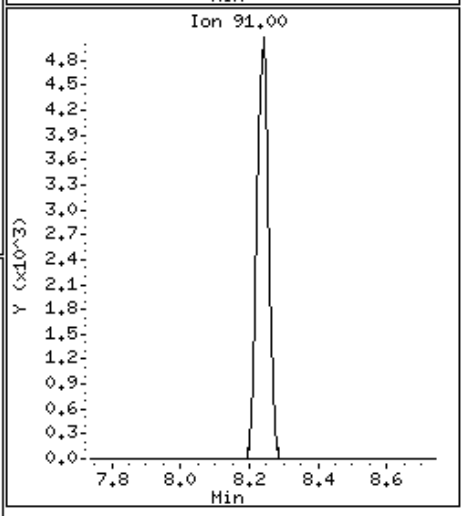

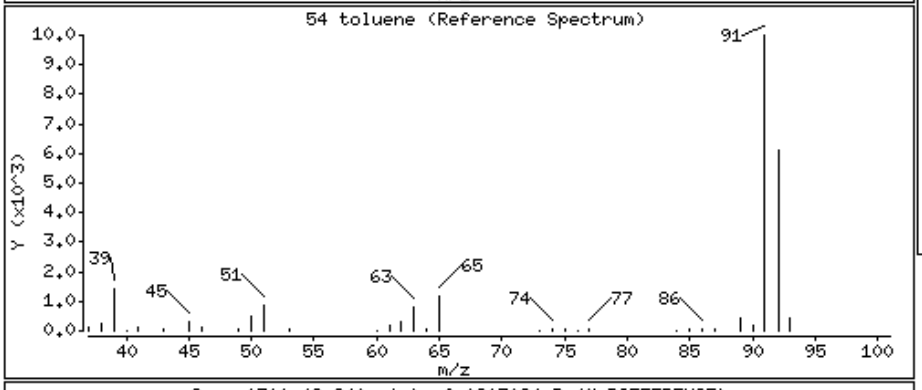

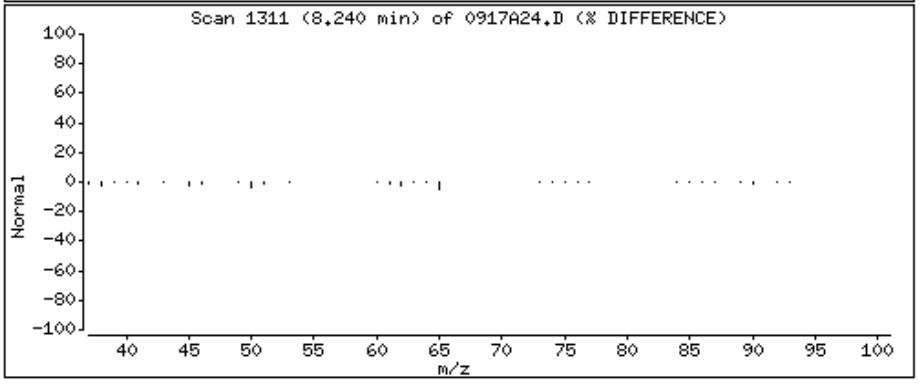

Data File: \\Orgserv2\ff\chem\GCMSVOA\Voa105.i\140917.b\0917A24.D

Date : 17-SEP-2014 20:01

Client ID:

Instrument: Voa105.i

Sample Info: l1421110-02,31,10,,a

Purge Volume: 10.0

Operator: PD

Column phase:

Column diameter: 0.18

Library Search Compound Match	CAS Number	Library	Entry	Quality	Formula	Weight
Unknown						
1-Propene, 2-methyl-	115-11-7	NIST02.L	179	53	C4H8	56

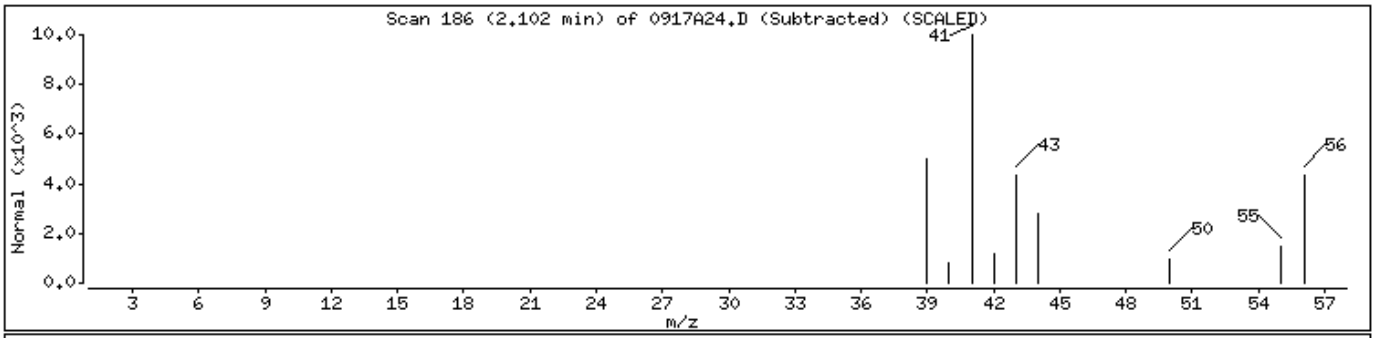

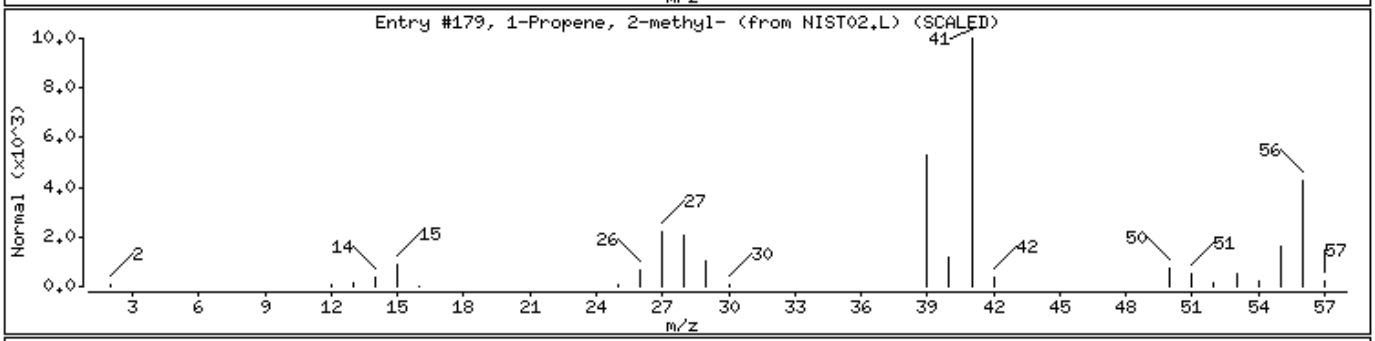

Alpha Analytical Labs

Manual Integration

Sample Info : l1421110-02,31,10,,a
wg722869,ical10058

Instrument ID : Voa105.i
Method : liq8260B.m
File : 0917A24.D
Injection Date : 17-SEP-2014 20:01
Quantitation : ISTD Integrator : HP RTE
Dilution Factor : 1.00 Sample Type: SAMPLE

This File has no version history.

//Orgserv2/ff/chem/GCMSVOA/Voa105.i/140917.b/original/0917A24.D

Alpha Analytical Labs

gc/ms voa - VOA105

Data file : \\Orgserv2\ff\chem\GCMSVOA\Voa105.i\140917.b\0917A25.D
Lab Smp Id:
Inj Date : 17-SEP-2014 20:29
Operator : PD Inst ID: Voa105.i
Smp Info : l1421110-03,31,10,,a
Misc Info : wg722869,ical10058
Comment :
Method : \\Orgserv2\ff\chem\GCMSVOA\Voa105.i\140917.b\liq8260B.m
Meth Date : 17-Sep-2014 15:52 mmay Quant Type: ISTD
Cal Date : 04-SEP-2014 00:38 Cal File: 0903A13.D
Als bottle: 25
Dil Factor: 1.00000
Integrator: HP RTE Compound Sublist: NJTCL.sub
Target Version: 4.12
Processing Host: VIRTUALXP-76524

Concentration Formula: Amt * DF * CpndVariable
Cpnd Variable Local Compound Variable

							CONCENTRATIONS		
		QUANT SIG					ON-COLUMN	FINAL	
	Compounds	MASS	RT	EXP RT	REL RT	RESPONSE	(ngs)	(ngs)	REVIEW CODE
	1 dichlorodifluoromethane	85	Compound Not Detected.						
	2 chloromethane	50	Compound Not Detected.						
	3 vinyl chloride	62	Compound Not Detected.						
	4 bromomethane	94	Compound Not Detected.						
	5 chloroethane	64	Compound Not Detected.						
	6 trichlorofluoromethane	101	Compound Not Detected.						
	8 1,1,-dichloroethene	96	Compound Not Detected.						
	9 carbon disulfide	76	Compound Not Detected.						
	10 freon-113	101	Compound Not Detected.						
	11 methylene chloride	84	Compound Not Detected.						
	13 acetone	43	3.945	3.946	(0.610)	12320	112.113	112.112	
	14 trans-1,2-dichloroethene	96	Compound Not Detected.						
	15 Methyl Acetate	43	Compound Not Detected.						
	16 methyl tert butyl ether	73	Compound Not Detected.						
	19 1,1-dichloroethane	63	Compound Not Detected.						
	24 cis-1,2-dichloroethene	96	Compound Not Detected.						
	27 bromochloromethane	128	Compound Not Detected.						
	26 Cyclohexane	56	Compound Not Detected.						
	28 chloroform	83	5.462	5.462	(0.844)	1767	2.34084	2.340	
	30 carbontetrachloride	117	Compound Not Detected.						
$	32 dibromofluoromethane	113	5.648	5.648	(0.873)	48610	102.074	102.073	
	33 1,1,1-trichloroethane	97	Compound Not Detected.						
	34 2-butanone	43	Compound Not Detected.						
	36 benzene	78	Compound Not Detected.						
$	38 1,2-dichloroethane-d4	65	6.193	6.188	(0.957)	50985	112.040	112.039	
	39 1,2-dichloroethane	62	Compound Not Detected.						
*	41 flourobenzene	96	6.472	6.472	(1.000)	211687	100.000		
	42 methyl cyclohexane	83	Compound Not Detected.						

	Compounds	QUANT SIG MASS	RT	EXP RT	REL RT	RESPONSE	CONCENTRATIONS ON-COLUMN (ngs)	CONCENTRATIONS FINAL (ngs)	REVIEW CODE
	43 trichloroethene	95	6.646	6.646	(1.027)	3598	6.61303	6.613	
	46 1,2-dichloropropane	63	Compound Not Detected.						
	47 bromodichloromethane	83	Compound Not Detected.						
	49 1,4-Dioxane	88	Compound Not Detected.						
	52 cis-1,3-dichloropropene	75	Compound Not Detected.						
$	53 toluene-d8	98	8.180	8.180	(0.815)	204339	102.894	102.894	
	54 toluene	92	Compound Not Detected.						
	56 4-methyl-2-pentanone	58	Compound Not Detected.						
	55 tetrachloroethene	166	Compound Not Detected.						
	57 trans-1,3-dichloropropene	75	Compound Not Detected.						
	60 1,1,2-trichloroethane	83	Compound Not Detected.						
	61 chlorodibromomethane	129	Compound Not Detected.						
	64 1,2-dibromoethane	107	Compound Not Detected.						
	65 2-hexanone	43	Compound Not Detected.						
*	66 chlorobenzene-d5	117	10.040	10.040	(1.000)	179322	100.000		
	67 chlorobenzene	112	Compound Not Detected.						
	68 ethyl benzene	91	Compound Not Detected.						
	70 p/m xylene	106	Compound Not Detected.						
	71 o xylene	106	Compound Not Detected.						
	72 styrene	104	Compound Not Detected.						
	73 bromoform	173	Compound Not Detected.						
	74 isopropylbenzene	105	Compound Not Detected.						
$	75 4-bromofluorobenzene	95	11.470	11.470	(0.907)	92064	81.9750	81.974	
	79 1,1,2,2,-tetrachloroethane	83	Compound Not Detected.						
	92 1,3-dichlorobenzene	146	Compound Not Detected.						
*	93 1,4-dichlorobenzene-d4	152	12.643	12.643	(1.000)	108328	100.000		
	94 1,4-dichlorobenzene	146	Compound Not Detected.						
	97 1,2-dichlorobenzene	146	Compound Not Detected.						
	99 1,2-dibromo-3-chloropropane	75	Compound Not Detected.						
	102 1,2,4-trichlorobenzene	180	Compound Not Detected.						
	104 1,2,3-trichlorobenzene	180	Compound Not Detected.						

Alpha Analytical Labs

gc/ms voa - VOA105

Data file : \\Orgserv2\ff\chem\GCMSVOA\Voa105.i\140917.b\0917A25.D
Lab Smp Id:
Inj Date : 17-SEP-2014 20:29
Operator : PD Inst ID: Voa105.i
Smp Info : l1421110-03,31,10,,a
Misc Info : wg722869,ical10058
Comment :
Method : \\Orgserv2\ff\chem\GCMSVOA\Voa105.i\140917.b\liq8260B.m
Meth Date : 17-Sep-2014 15:52 mmay Quant Type: ISTD
Cal Date : 04-SEP-2014 00:38 Cal File: 0903A13.D
Als bottle: 25
Dil Factor: 1.00000
Integrator: HP RTE Compound Sublist: NJTCL.sub
Target Version: 4.12
Processing Host: VIRTUALXP-76524

- NO TENTATIVELY IDENTIFIED COMPOUNDS -

Alpha Analytical Labs

INTERNAL STANDARD COMPOUNDS
AREA AND RT SUMMARY

Instrument ID: Voa105.i
Lab File ID: 0917A25.D
Lab Smp Id:
Analysis Type: VOA
Quant Type: ISTD
Operator: PD
Method File: \\Orgserv2\ff\chem\GCMSVOA\Voa105.i\140917.b\liq8260B.m
Misc Info: wg722869,ical10058

Calibration Date: 17-SEP-2014
Calibration Time: 09:31

Level: LOW
Sample Type: WATER

Test Mode:
Use Last Continuing Calibrator.
If Continuing Cal. use Initial Cal. Level 3

COMPOUND	STANDARD	AREA LIMIT LOWER	AREA LIMIT UPPER	SAMPLE	%DIFF
41 flourobenzene	223744	111872	447488	211687	-5.39
66 chlorobenzene-d5	195655	97828	391310	179322	-8.35
93 1,4-dichlorobenze	125737	62869	251474	108328	-13.85

COMPOUND	STANDARD	RT LIMIT LOWER	RT LIMIT UPPER	SAMPLE	%DIFF
41 flourobenzene	6.47	5.97	6.97	6.47	-0.00
66 chlorobenzene-d5	10.04	9.54	10.54	10.04	-0.00
93 1,4-dichlorobenze	12.64	12.14	13.14	12.64	-0.00

AREA UPPER LIMIT = +100% of internal standard area.
AREA LOWER LIMIT = - 50% of internal standard area.
RT UPPER LIMIT = + 0.50 minutes of internal standard RT.
RT LOWER LIMIT = - 0.50 minutes of internal standard RT.

Alpha Analytical Labs

RECOVERY REPORT

Client Name: Client SDG: SDGa00307
Sample Matrix: LIQUID Fraction: VOA
Lab Smp Id:
Level: LOW Operator: PD
Data Type: MS DATA SampleType: SAMPLE
SpikeList File: curveall.spk Quant Type: ISTD
Sublist File: NJTCL.sub
Method File: \\Orgserv2\ff\chem\GCMSVOA\Voa105.i\140917.b\liq8260B.m
Misc Info: wg722869,ical10058

SURROGATE COMPOUND	AMOUNT ADDED ngs	AMOUNT RECOVERED ngs	% RECOVERED	LIMITS
$ 32 dibromofluorometha	100.000	102.073	102.07	70-130
$ 38 1,2-dichloroethane	100.000	112.039	112.04	70-130
$ 53 toluene-d8	100.000	102.894	102.89	70-130
$ 75 4-bromofluorobenze	100.000	81.974	81.97	70-130

Data File: \\Orgserv2\ff\chem\GCMSVOA\Voa105.i\140917.b\0917A25.D
Date : 17-SEP-2014 20:29
Client ID:
Instrument: Voa105.i
Sample Info: 11421110-03,31,10,,a
Purge Volume: 10.0
Operator: PD
Column phase:
Column diameter: 0.18

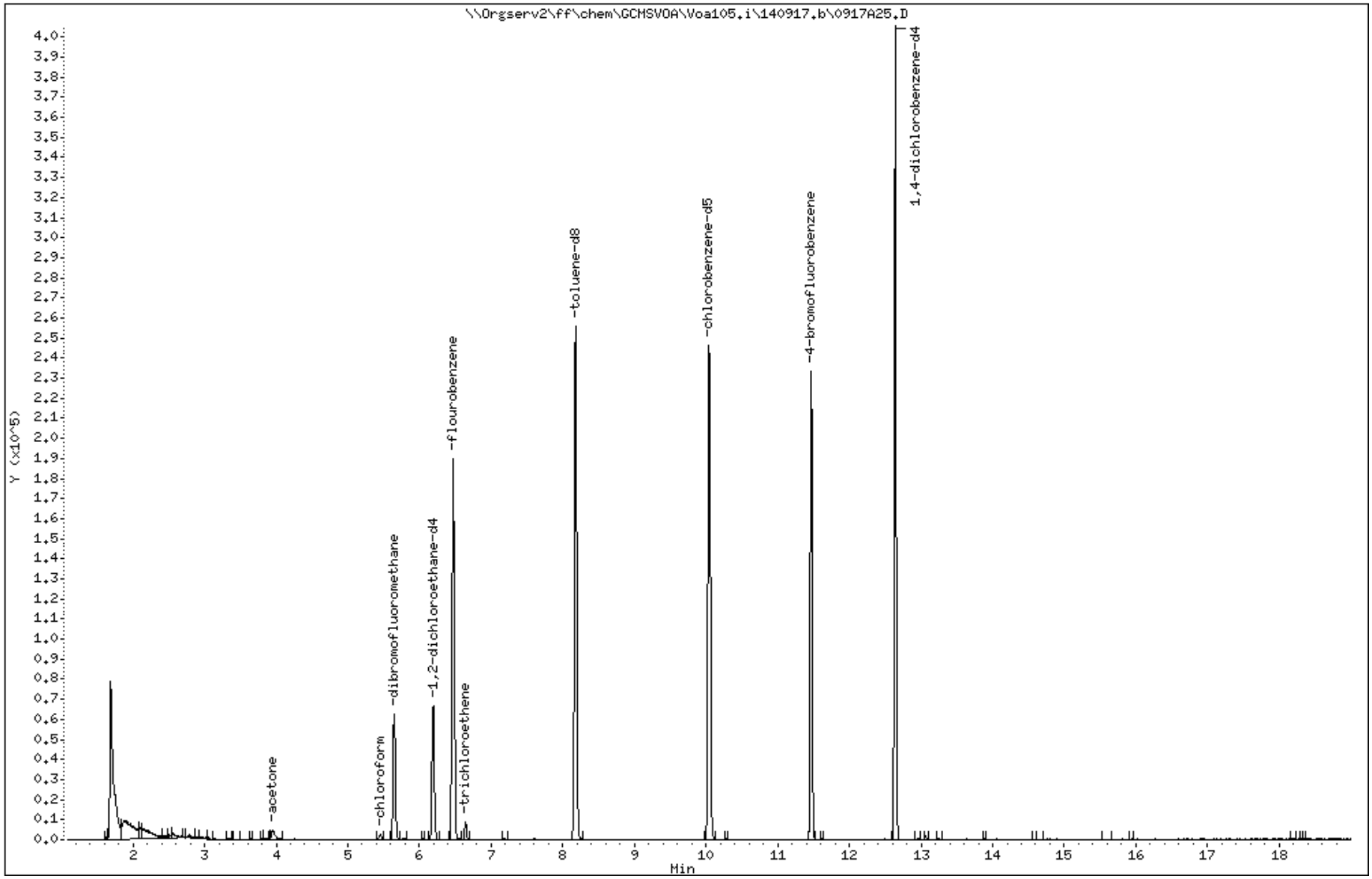

Data File: \\Orgserv2\ff\chem\GCMSVOA\Voa105.i\140917.b\0917A25.D

Date : 17-SEP-2014 20:29

Client ID:

Instrument: Voa105.i

Sample Info: l1421110-03,31,10,,a

Purge Volume: 10.0

Operator: PD

Column phase:

Column diameter: 0.18

13 acetone

Concentration: 112.112 ngs

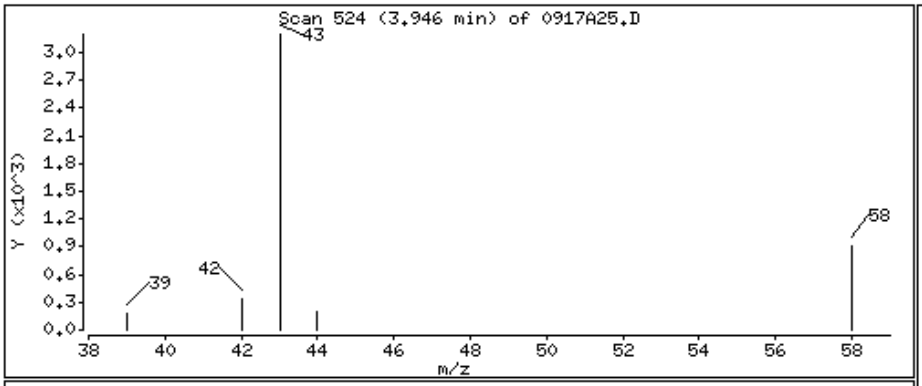

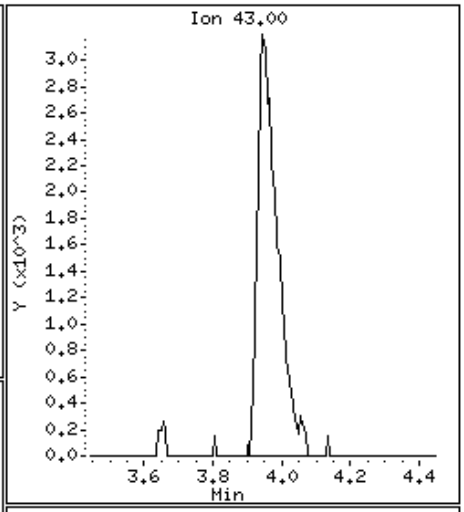

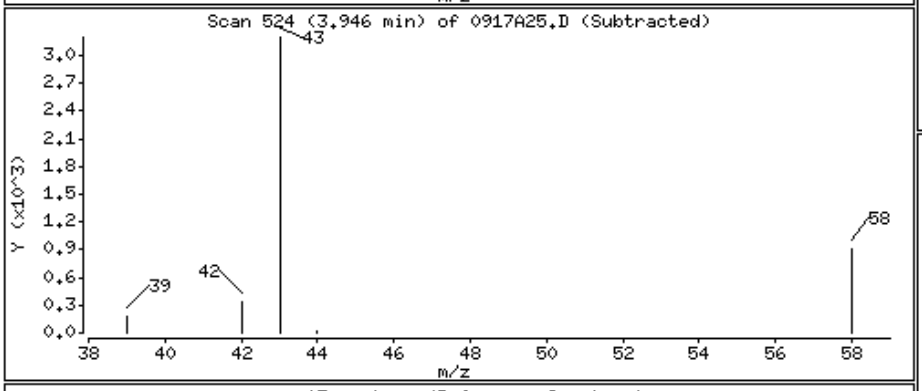

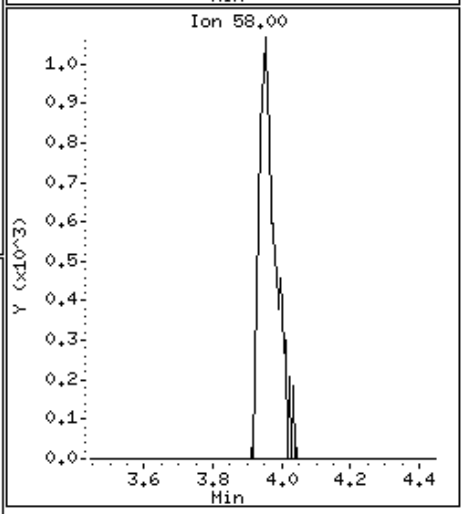

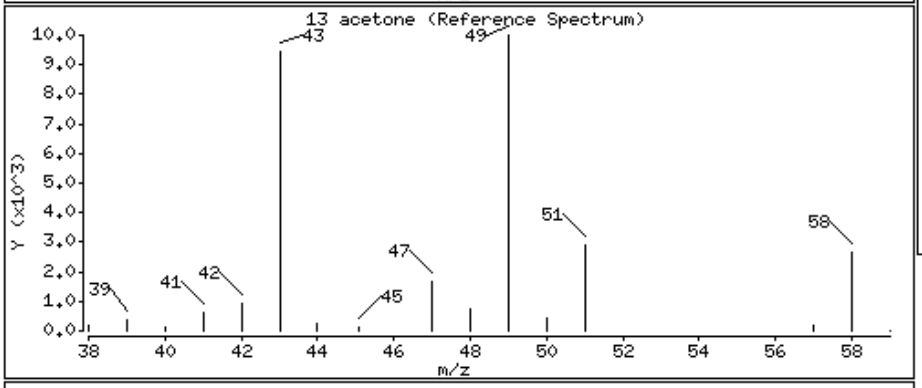

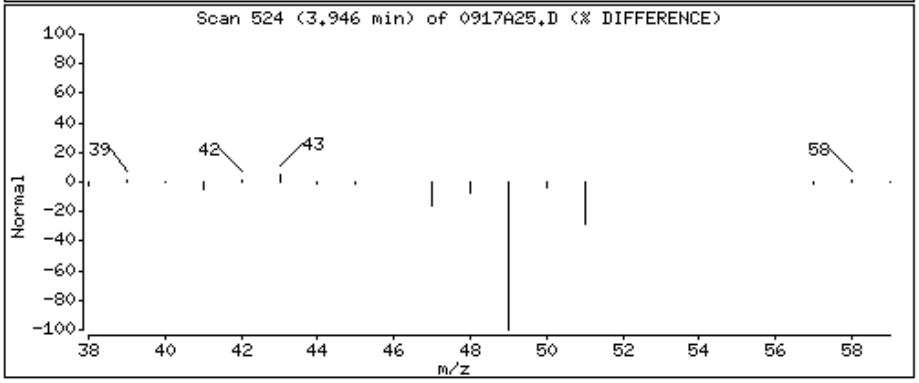

Data File: \\Orgserv2\ff\chem\GCMSVOA\Voa105.i\140917.b\0917A25.D

Date : 17-SEP-2014 20:29

Client ID:

Instrument: Voa105.i

Sample Info: l1421110-03,31,10,,a

Purge Volume: 10.0

Operator: PD

Column phase:

Column diameter: 0.18

28 chloroform

Concentration: 2.340 ngs

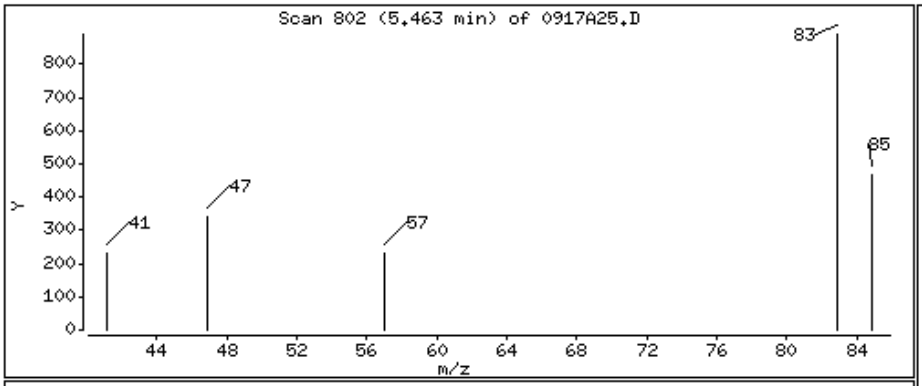

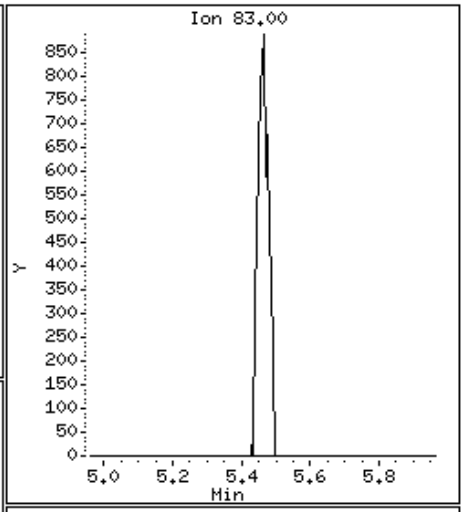

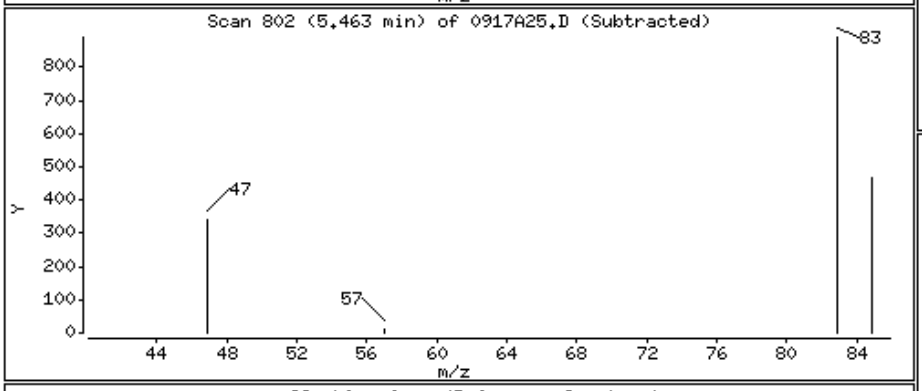

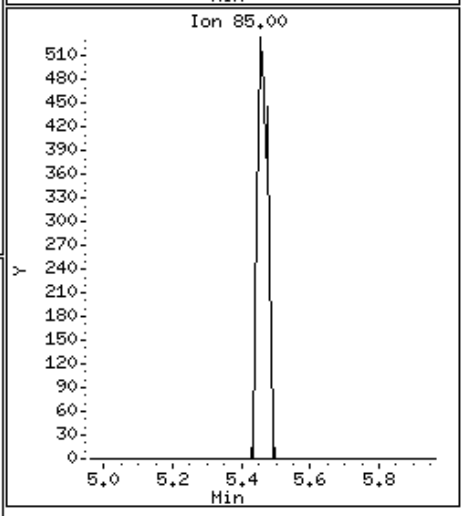

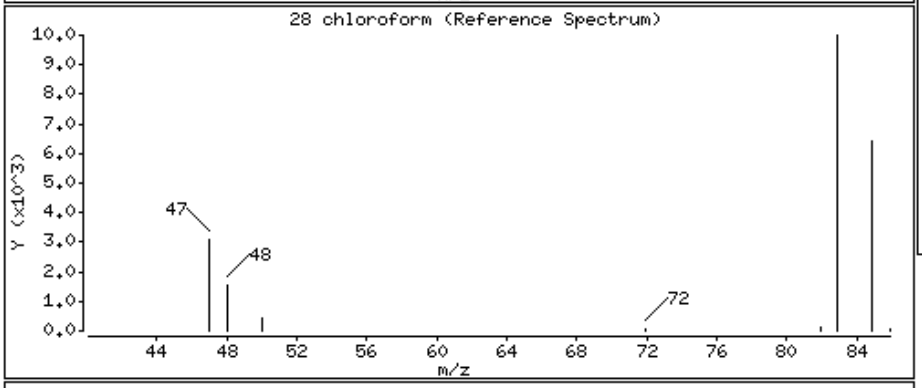

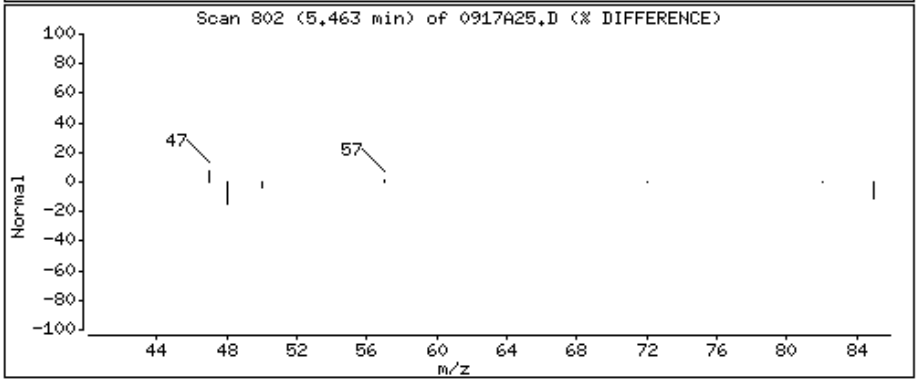

Data File: \\Orgserv2\ff\chem\GCMSVOA\Voa105.i\140917.b\0917A25.D

Date : 17-SEP-2014 20:29

Client ID:

Instrument: Voa105.i

Sample Info: l1421110-03,31,10,,a

Purge Volume: 10.0

Operator: PD

Column phase:

Column diameter: 0.18

43 trichloroethene

Concentration: 6.613 ngs

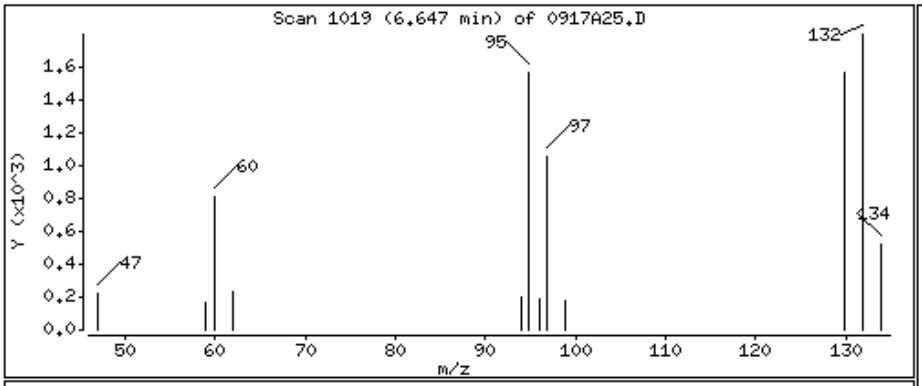

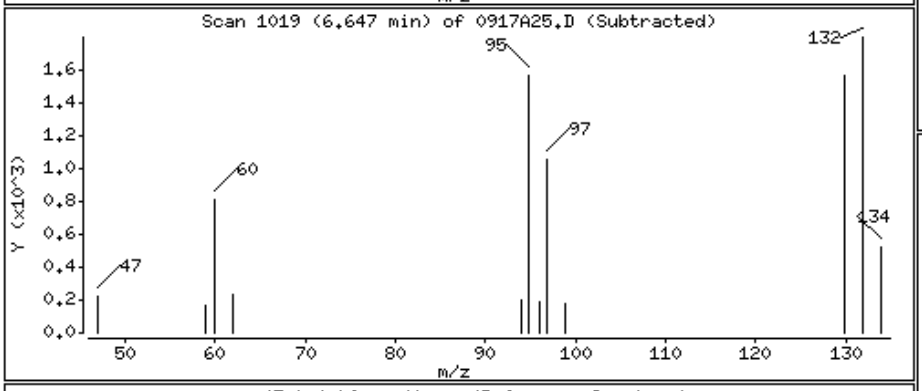

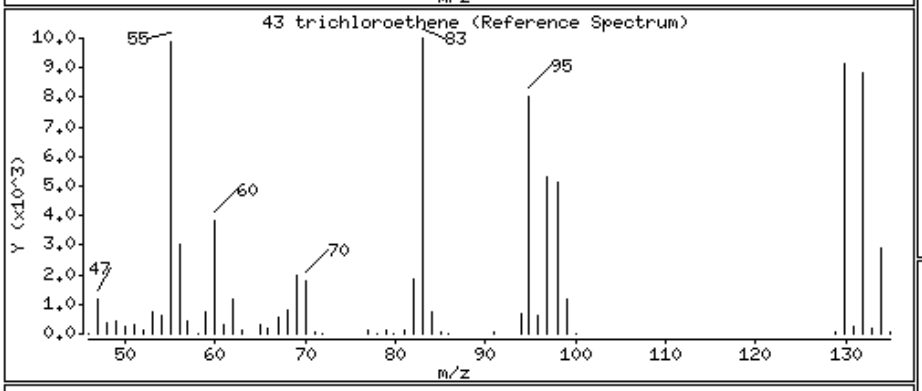

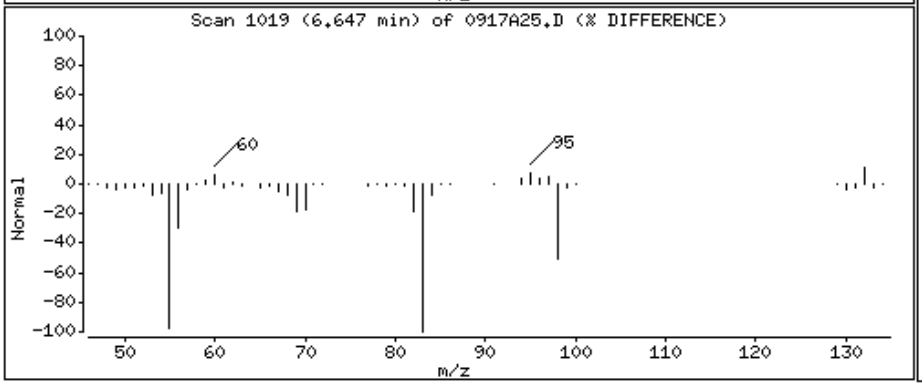

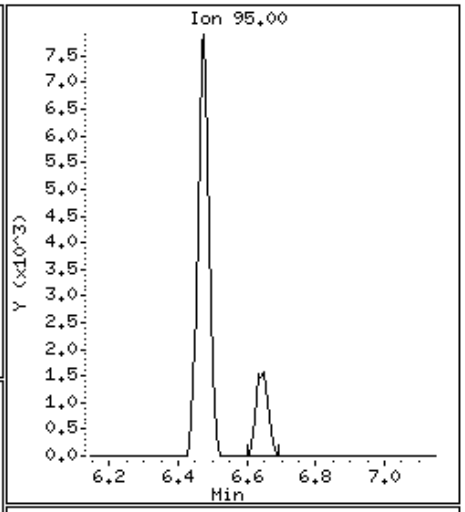

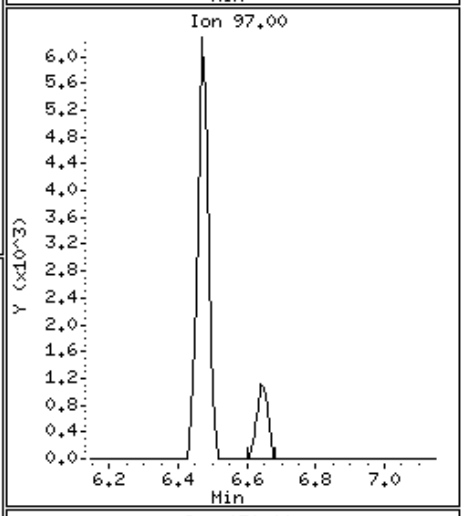

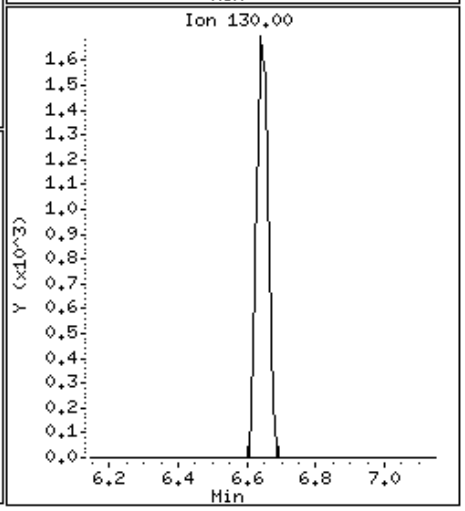

Alpha Analytical Labs

Manual Integration

Sample Info : l1421110-03,31,10,,a
wg722869,ical10058

Instrument ID : Voa105.i
Method : liq8260B.m
File : 0917A25.D
Injection Date : 17-SEP-2014 20:29
Quantitation : ISTD Integrator : HP RTE
Dilution Factor : 1.00 Sample Type: SAMPLE

This File has no version history.

//Orgserv2/ff/chem/GCMSVOA/Voa105.i/140917.b/original/0917A25.D

Alpha Analytical Labs

gc/ms voa - VOA105

Data file : \\Orgserv2\ff\chem\GCMSVOA\Voa105.i\140918.b\0918A15.D
Lab Smp Id:
Inj Date : 18-SEP-2014 15:18
Operator : PD Inst ID: Voa105.i
Smp Info : l1421110-04,31,10,,a
Misc Info : wg723247,ical10058
Comment :
Method : \\Orgserv2\ff\chem\GCMSVOA\Voa105.i\140918.b\liq8260B.m
Meth Date : 19-Sep-2014 08:22 pduczmalew Quant Type: ISTD
Cal Date : 04-SEP-2014 00:38 Cal File: 0903A13.D
Als bottle: 15
Dil Factor: 1.00000
Integrator: HP RTE Compound Sublist: NJTCL.sub
Target Version: 4.12
Processing Host: VIRTUALXP-76524

Concentration Formula: Amt * DF * CpndVariable
Cpnd Variable Local Compound Variable

							CONCENTRATIONS		
	Compounds	QUANT SIG MASS	RT	EXP RT	REL RT	RESPONSE	ON-COLUMN (ngs)	FINAL (ngs)	REVIEW CODE
	1 dichlorodifluoromethane	85	Compound Not Detected.						
	2 chloromethane	50	Compound Not Detected.						
	3 vinyl chloride	62	Compound Not Detected.						
	4 bromomethane	94	Compound Not Detected.						
	5 chloroethane	64	Compound Not Detected.						
	6 trichlorofluoromethane	101	2.789	2.794	(0.431)	1886	4.02785	4.027	
	8 1,1,-dichloroethene	96	Compound Not Detected.						
	9 carbon disulfide	76	Compound Not Detected.						
	10 freon-113	101	Compound Not Detected.						
	11 methylene chloride	84	Compound Not Detected.						
	13 acetone	43	3.946	3.945	(0.610)	8344	95.8003	95.800	
	14 trans-1,2-dichloroethene	96	Compound Not Detected.						
	15 Methyl Acetate	43	Compound Not Detected.						
	16 methyl tert butyl ether	73	Compound Not Detected.						
	19 1,1-dichloroethane	63	Compound Not Detected.						
	24 cis-1,2-dichloroethene	96	Compound Not Detected.						
	27 bromochloromethane	128	Compound Not Detected.						
	26 Cyclohexane	56	Compound Not Detected.						
	28 chloroform	83	5.468	5.462	(0.845)	6537	10.9260	10.926	
	30 carbontetrachloride	117	Compound Not Detected.						
$	32 dibromofluoromethane	113	5.648	5.648	(0.873)	39003	103.332	103.331	
	33 1,1,1-trichloroethane	97	Compound Not Detected.						
	34 2-butanone	43	Compound Not Detected.						
	36 benzene	78	Compound Not Detected.						
$	38 1,2-dichloroethane-d4	65	6.188	6.188	(0.956)	41114	113.991	113.990	
	39 1,2-dichloroethane	62	Compound Not Detected.						
*	41 flourobenzene	96	6.472	6.472	(1.000)	167782	100.000		
	42 methyl cyclohexane	83	Compound Not Detected.						

			QUANT SIG MASS	RT	EXP RT	REL RT	RESPONSE	CONCENTRATIONS ON-COLUMN (ngs)	CONCENTRATIONS FINAL (ngs)	REVIEW CODE
	43	trichloroethene	95	6.641	6.641	(1.026)	557	1.29165	1.291	
	46	1,2-dichloropropane	63	Compound Not Detected.						
	47	bromodichloromethane	83	Compound Not Detected.						
	49	1,4-Dioxane	88	Compound Not Detected.						
	52	cis-1,3-dichloropropene	75	Compound Not Detected.						
$	53	toluene-d8	98	8.180	8.180	(0.814)	167125	105.521	105.521	
	54	toluene	92	Compound Not Detected.						
	56	4-methyl-2-pentanone	58	Compound Not Detected.						
	55	tetrachloroethene	166	8.671	8.682	(0.863)	746	1.71091	1.710(QM)	M2
	57	trans-1,3-dichloropropene	75	Compound Not Detected.						
	60	1,1,2-trichloroethane	83	Compound Not Detected.						
	61	chlorodibromomethane	129	Compound Not Detected.						
	64	1,2-dibromoethane	107	Compound Not Detected.						
	65	2-hexanone	43	Compound Not Detected.						
*	66	chlorobenzene-d5	117	10.046	10.040	(1.000)	143013	100.000		
	67	chlorobenzene	112	Compound Not Detected.						
	68	ethyl benzene	91	Compound Not Detected.						
	70	p/m xylene	106	Compound Not Detected.						
	71	o xylene	106	Compound Not Detected.						
	72	styrene	104	Compound Not Detected.						
	73	bromoform	173	Compound Not Detected.						
	74	isopropylbenzene	105	Compound Not Detected.						
$	75	4-bromofluorobenzene	95	11.464	11.470	(0.907)	73423	83.2644	83.264	
	79	1,1,2,2,-tetrachloroethane	83	Compound Not Detected.						
	92	1,3-dichlorobenzene	146	Compound Not Detected.						
*	93	1,4-dichlorobenzene-d4	152	12.643	12.643	(1.000)	85056	100.000		
	94	1,4-dichlorobenzene	146	Compound Not Detected.						
	97	1,2-dichlorobenzene	146	Compound Not Detected.						
	99	1,2-dibromo-3-chloropropane	75	Compound Not Detected.						
	102	1,2,4-trichlorobenzene	180	Compound Not Detected.						
	104	1,2,3-trichlorobenzene	180	Compound Not Detected.						

QC Flag Legend

Q - Qualifier signal failed the ratio test.
M - Compound response manually integrated.

Alpha Analytical Labs

gc/ms voa - VOA105

Data file : \\Orgserv2\ff\chem\GCMSVOA\Voa105.i\140918.b\0918A15.D
Lab Smp Id:
Inj Date : 18-SEP-2014 15:18
Operator : PD Inst ID: Voa105.i
Smp Info : l1421110-04,31,10,,a
Misc Info : wg723247,ical10058
Comment :
Method : \\Orgserv2\ff\chem\GCMSVOA\Voa105.i\140918.b\liq8260B.m
Meth Date : 19-Sep-2014 08:22 pduczmalew Quant Type: ISTD
Cal Date : 04-SEP-2014 00:38 Cal File: 0903A13.D
Als bottle: 15
Dil Factor: 1.00000
Integrator: HP RTE Compound Sublist: NJTCL.sub
Target Version: 4.12
Processing Host: VIRTUALXP-76524

- NO TENTATIVELY IDENTIFIED COMPOUNDS -

Alpha Analytical Labs

INTERNAL STANDARD COMPOUNDS
AREA AND RT SUMMARY

Instrument ID: Voa105.i
Lab File ID: 0918A15.D
Lab Smp Id:
Analysis Type: VOA
Quant Type: ISTD
Operator: PD
Method File: \\Orgserv2\ff\chem\GCMSVOA\Voa105.i\140918.b\liq8260B.m
Misc Info: wg723247,ical10058

Calibration Date: 18-SEP-2014
Calibration Time: 09:14
Level: LOW
Sample Type: WATER

Test Mode:
Use Last Continuing Calibrator.
If Continuing Cal. use Initial Cal. Level 3

COMPOUND	STANDARD	AREA LIMIT LOWER	AREA LIMIT UPPER	SAMPLE	%DIFF
41 flourobenzene	226023	113012	452046	167782	-25.77
66 chlorobenzene-d5	206903	103452	413806	143013	-30.88
93 1,4-dichlorobenze	132435	66218	264870	85056	-35.78

COMPOUND	STANDARD	RT LIMIT LOWER	RT LIMIT UPPER	SAMPLE	%DIFF
41 flourobenzene	6.47	5.97	6.97	6.47	0.00
66 chlorobenzene-d5	10.04	9.54	10.54	10.05	0.05
93 1,4-dichlorobenze	12.64	12.14	13.14	12.64	0.00

AREA UPPER LIMIT = +100% of internal standard area.
AREA LOWER LIMIT = - 50% of internal standard area.
RT UPPER LIMIT = + 0.50 minutes of internal standard RT.
RT LOWER LIMIT = - 0.50 minutes of internal standard RT.

Alpha Analytical Labs

RECOVERY REPORT

Client Name: Client SDG: SDGa00307
Sample Matrix: LIQUID Fraction: VOA
Lab Smp Id:
Level: LOW Operator: PD
Data Type: MS DATA SampleType: SAMPLE
SpikeList File: curveall.spk Quant Type: ISTD
Sublist File: NJTCL.sub
Method File: \\Orgserv2\ff\chem\GCMSVOA\Voa105.i\140918.b\liq8260B.m
Misc Info: wg723247,ical10058

SURROGATE COMPOUND	AMOUNT ADDED ngs	AMOUNT RECOVERED ngs	% RECOVERED	LIMITS
$ 32 dibromofluorometha	100.000	103.331	103.33	70-130
$ 38 1,2-dichloroethane	100.000	113.990	113.99	70-130
$ 53 toluene-d8	100.000	105.521	105.52	70-130
$ 75 4-bromofluorobenze	100.000	83.264	83.26	70-130

Data File: \\Orgserv2\ff\chem\GCMSVOA\Voa105.i\140918.b\0918A15.D
Date : 18-SEP-2014 15:18
Client ID:
Sample Info: 11421110-04,31,10,,a
Purge Volume: 10.0
Column phase:

Instrument: Voa105.i
Operator: PD
Column diameter: 0.18

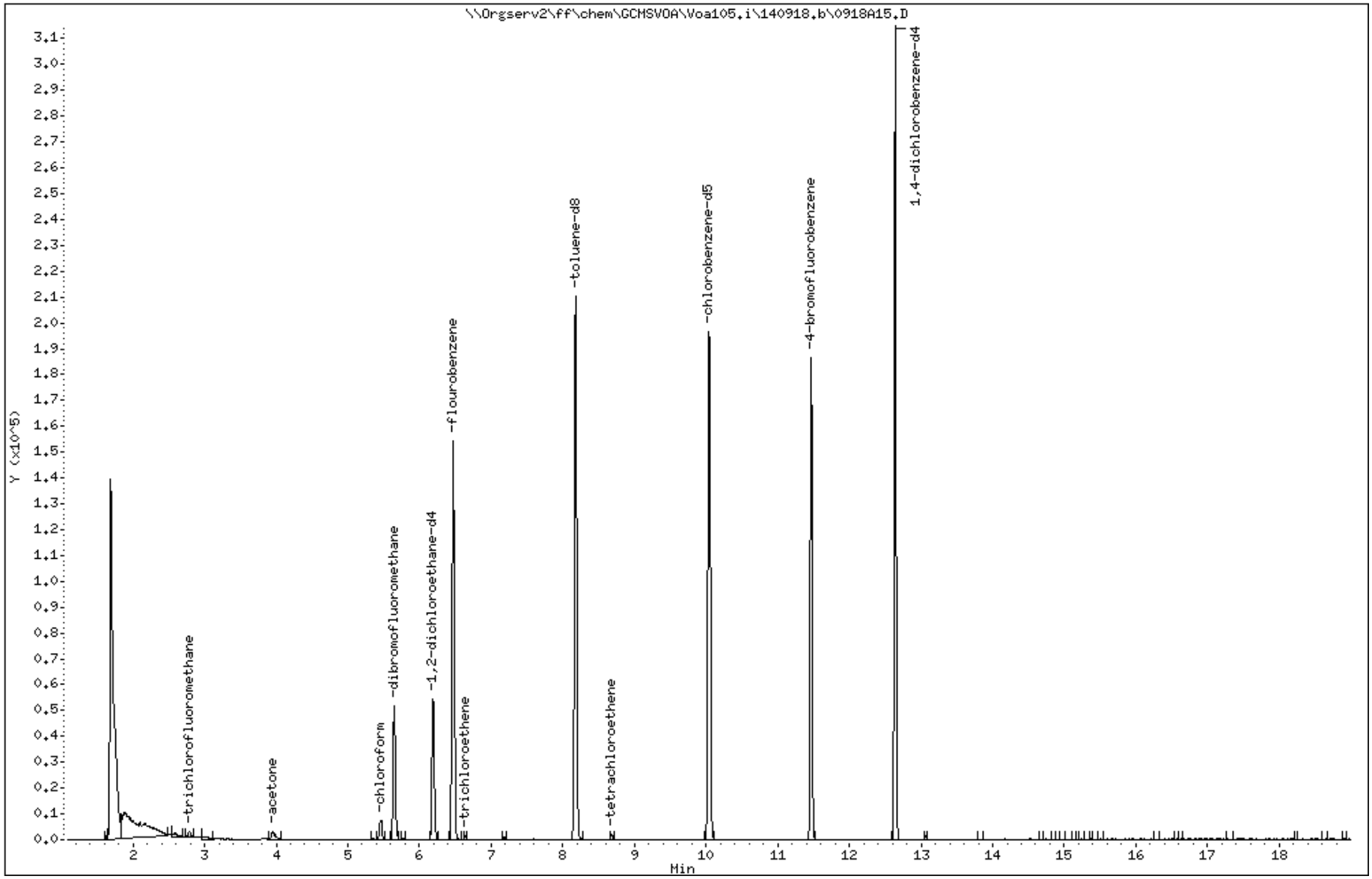

Data File: \\Orgserv2\ff\chem\GCMSVOA\Voa105.i\140918.b\0918A15.D

Date : 18-SEP-2014 15:18

Client ID:

Instrument: Voa105.i

Sample Info: l1421110-04,31,10,,a

Purge Volume: 10.0

Operator: PD

Column phase:

Column diameter: 0.18

6 trichlorofluoromethane

Concentration: 4.027 ngs

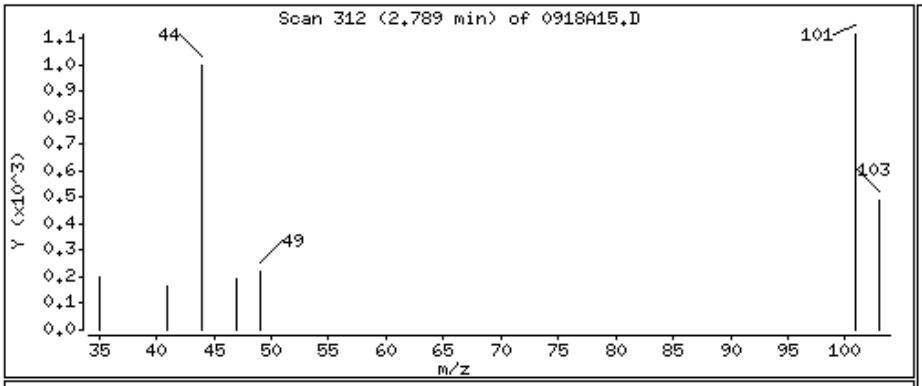

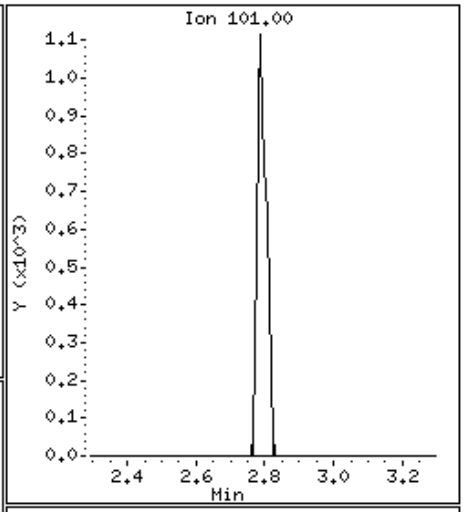

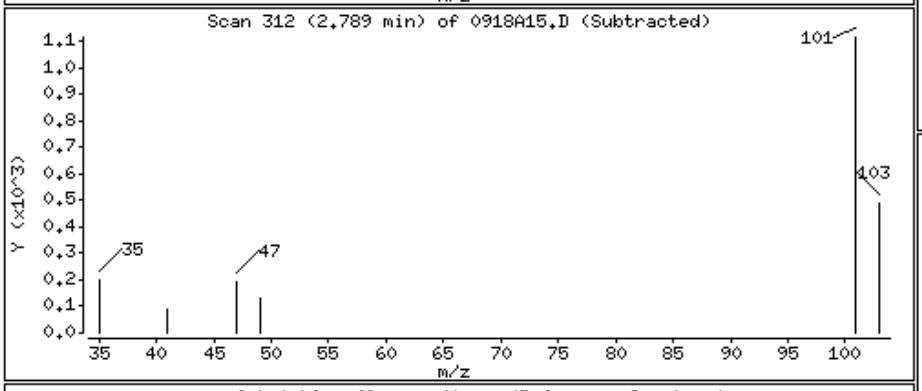

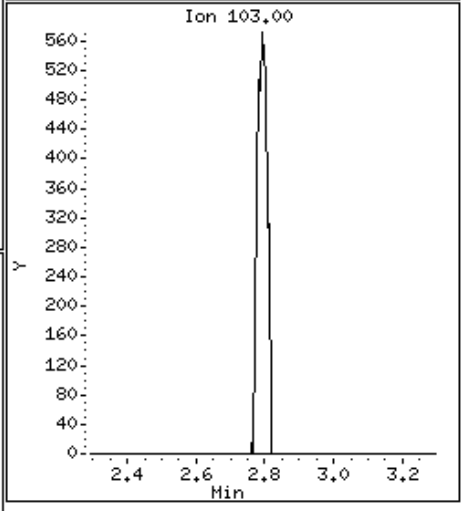

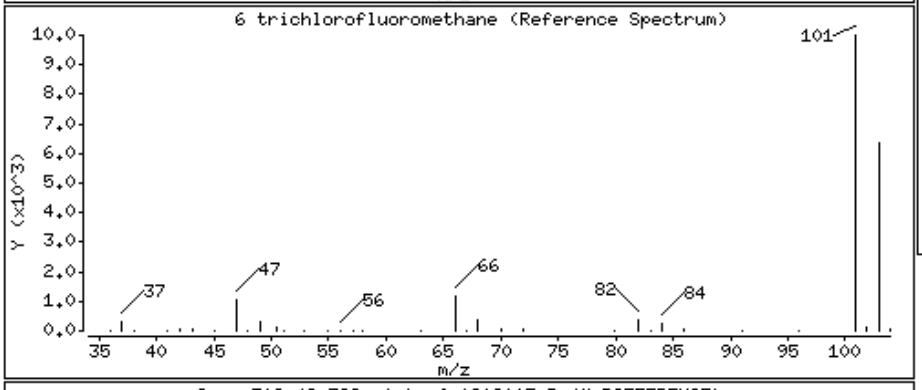

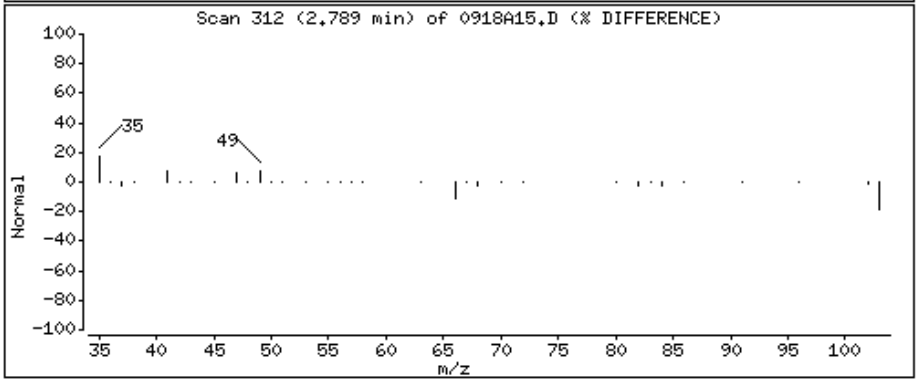

Data File: \\Orgserv2\ff\chem\GCMSVOA\Voa105.i\140918.b\0918A15.D

Date : 18-SEP-2014 15:18

Client ID:

Instrument: Voa105.i

Sample Info: l1421110-04,31,10,,a

Purge Volume: 10.0

Operator: PD

Column phase:

Column diameter: 0.18

13 acetone

Concentration: 95.800 ngs

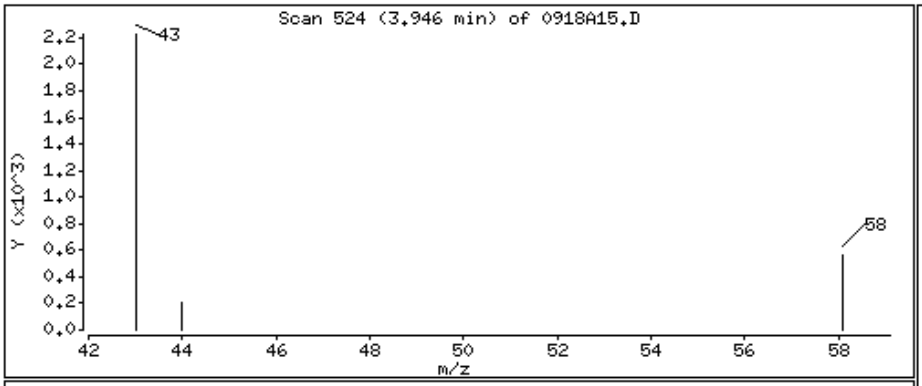

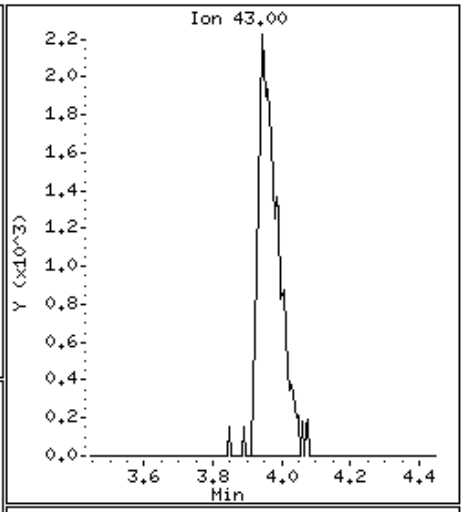

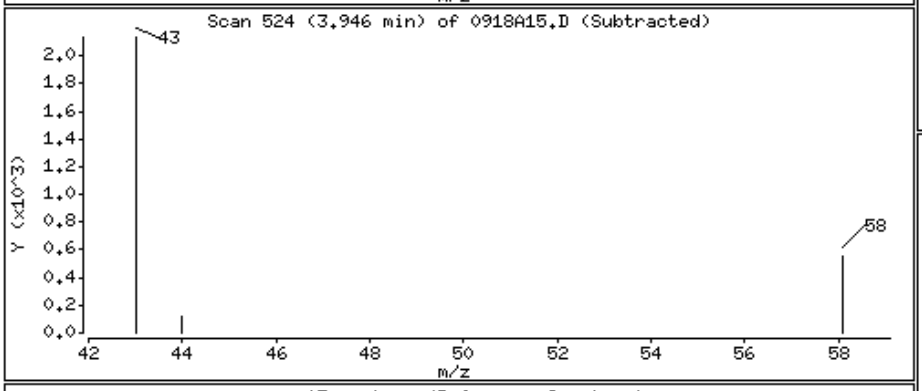

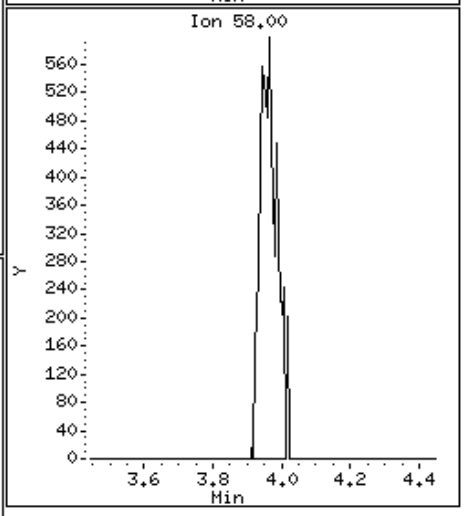

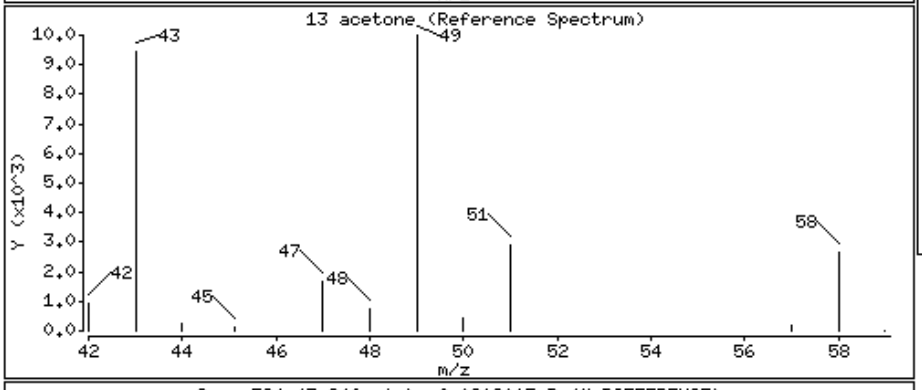

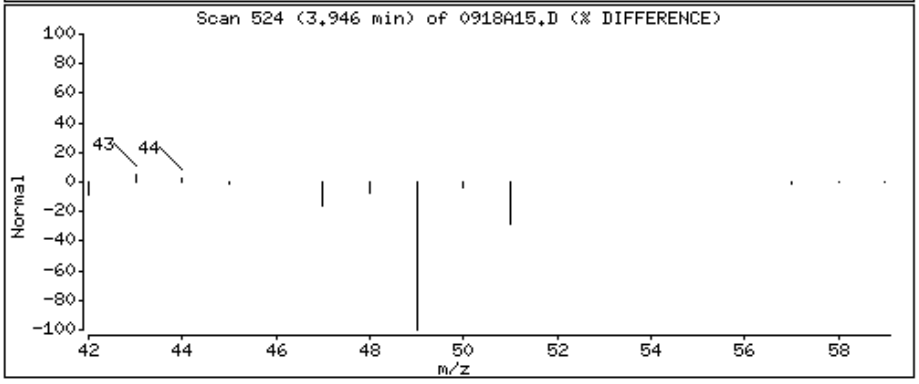

Data File: \\Orgserv2\ff\chem\GCMSVOA\Voa105.i\140918.b\0918A15.D

Date : 18-SEP-2014 15:18

Client ID:

Instrument: Voa105.i

Sample Info: l1421110-04,31,10,,a

Purge Volume: 10.0

Operator: PD

Column phase:

Column diameter: 0.18

28 chloroform

Concentration: 10.926 ngs

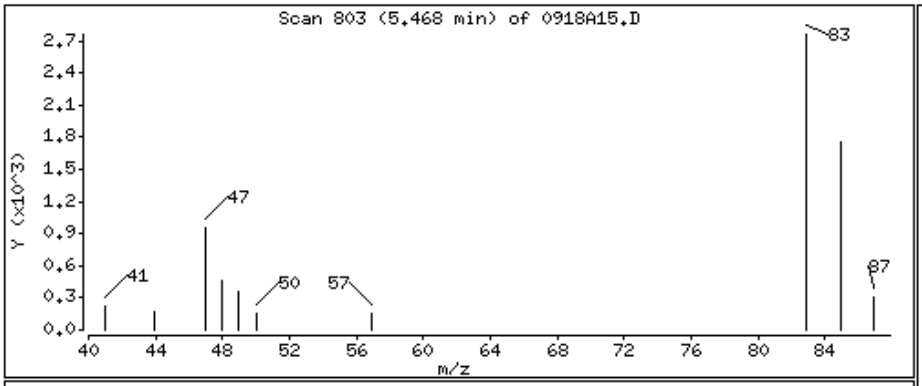

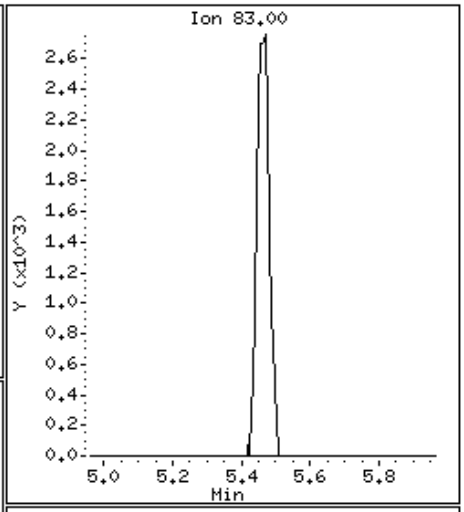

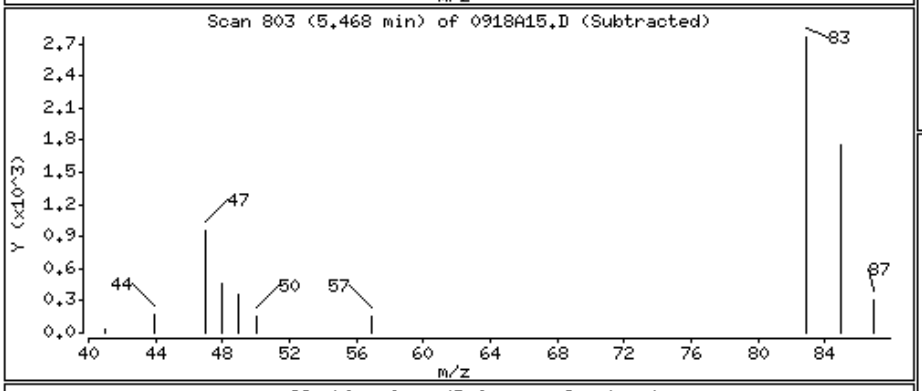

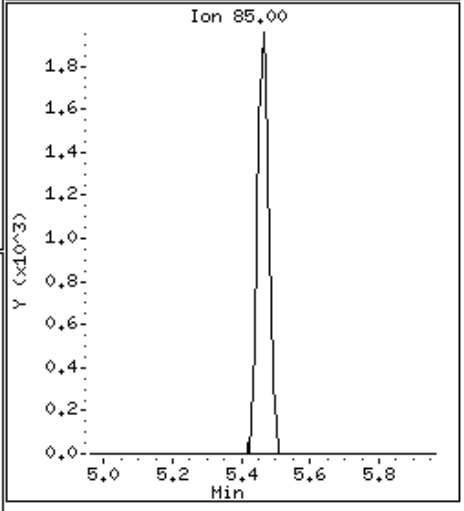

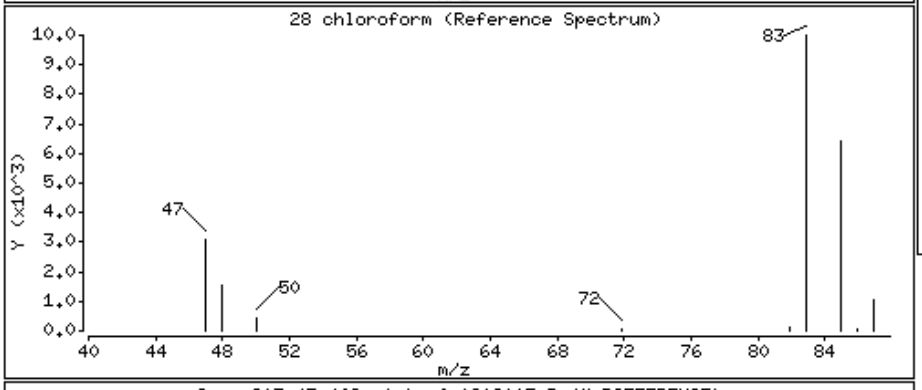

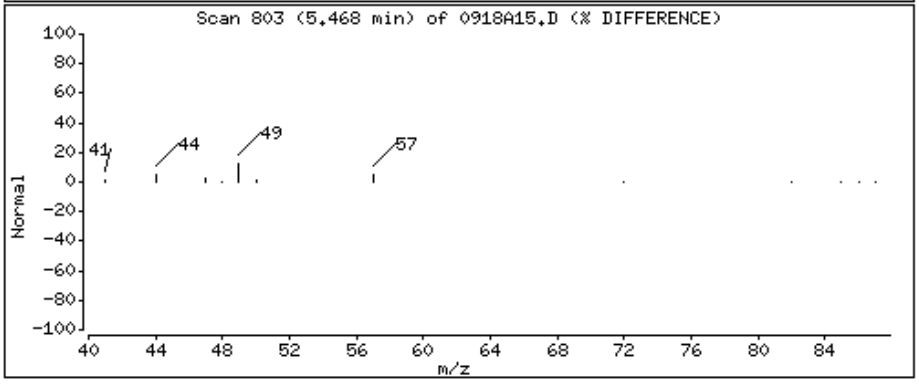

Data File: \\Orgserv2\ff\chem\GCMSVOA\Voa105.i\140918.b\0918A15.D

Date : 18-SEP-2014 15:18

Client ID:

Instrument: Voa105.i

Sample Info: l1421110-04,31,10,,a

Purge Volume: 10.0

Operator: PD

Column phase:

Column diameter: 0.18

43 trichloroethene

Concentration: 1.291 ngs

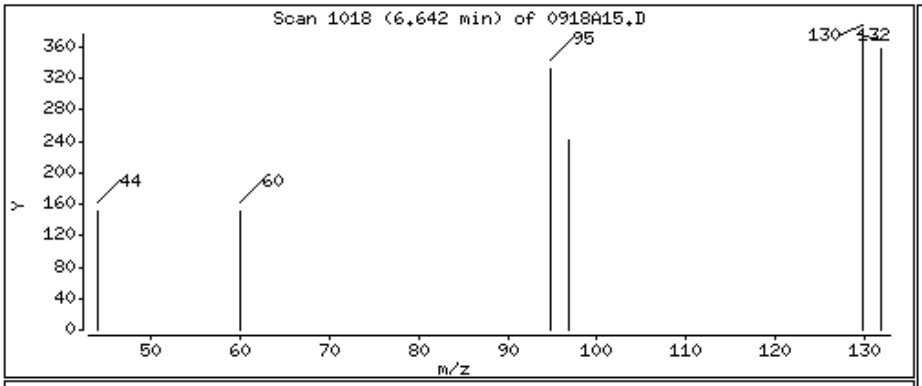

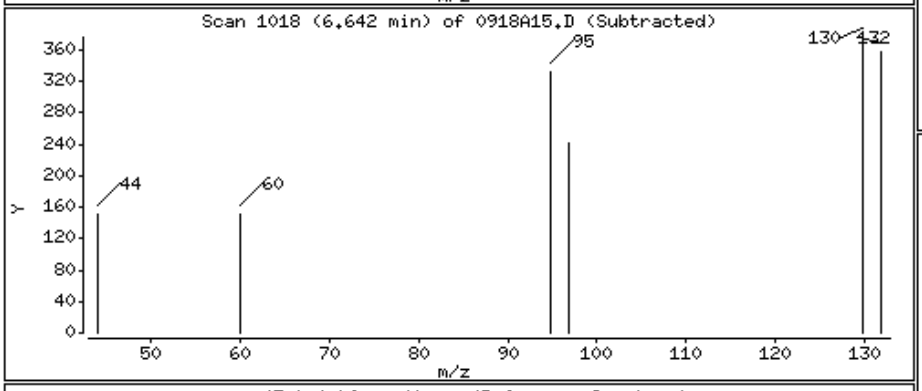

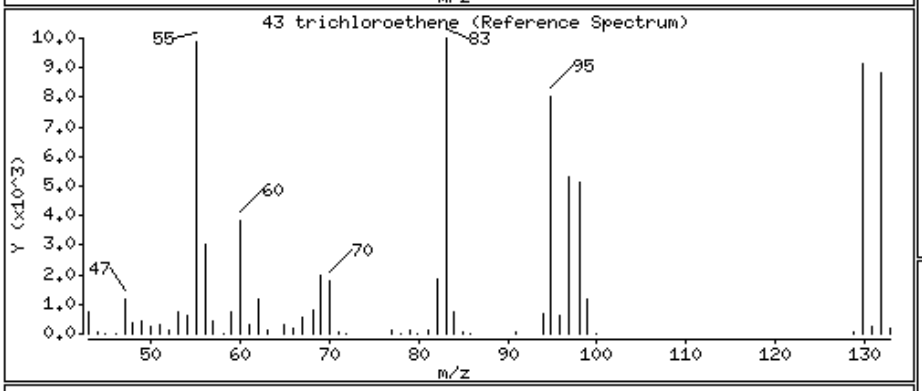

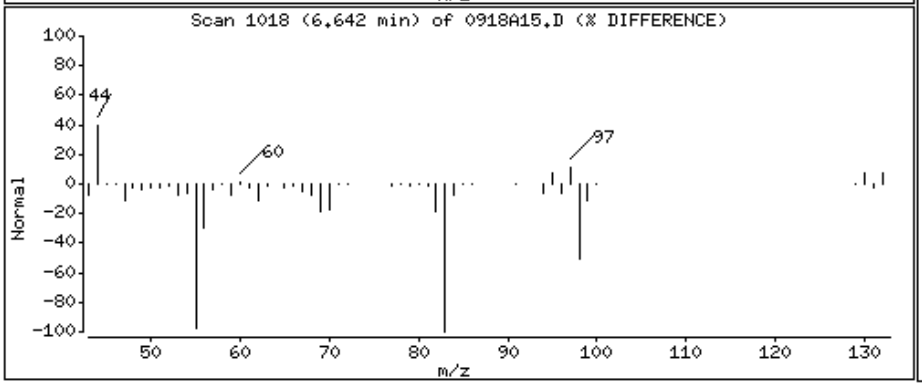

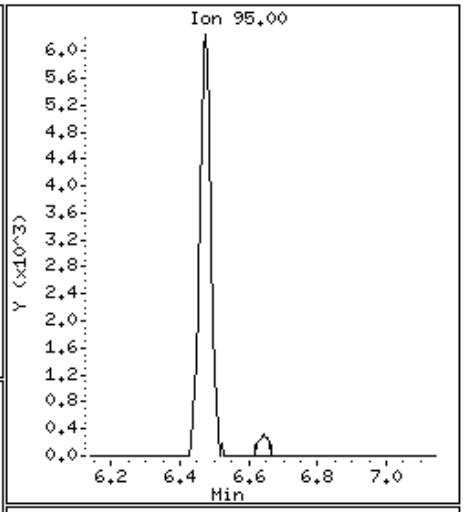

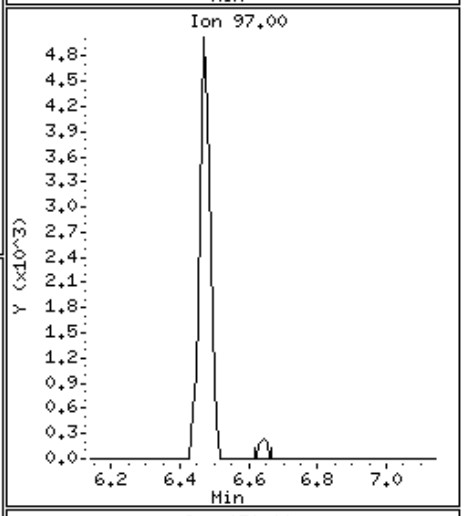

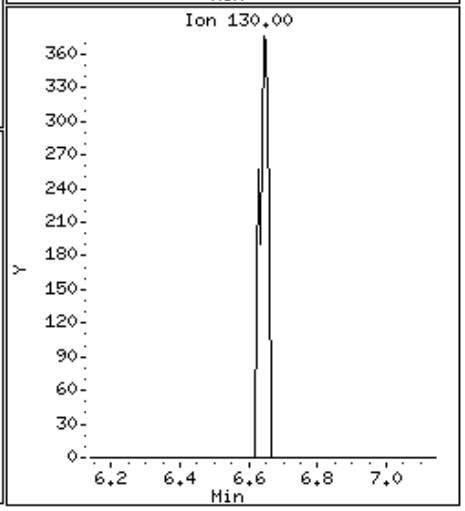

Data File: \\Orgserv2\ff\chem\GCMSVOA\Voa105.i\140918.b\0918A15.D

Date : 18-SEP-2014 15:18

Client ID:

Instrument: Voa105.i

Sample Info: l1421110-04,31,10,,a

Purge Volume: 10.0

Operator: PD

Column phase:

Column diameter: 0.18

55 tetrachloroethene

Concentration: 1.710 ngs

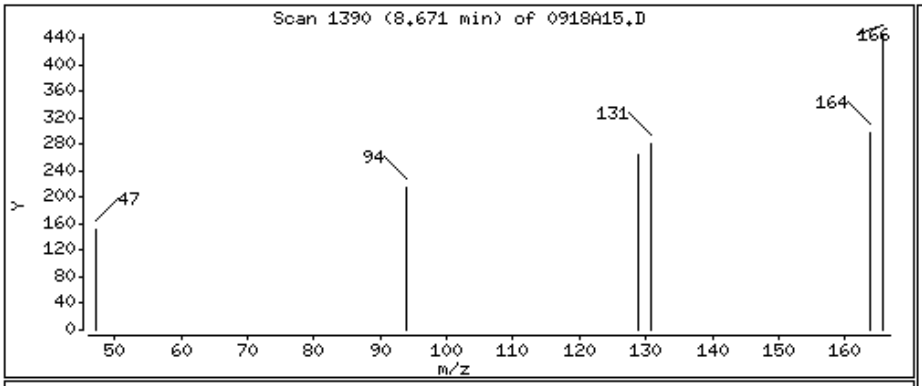

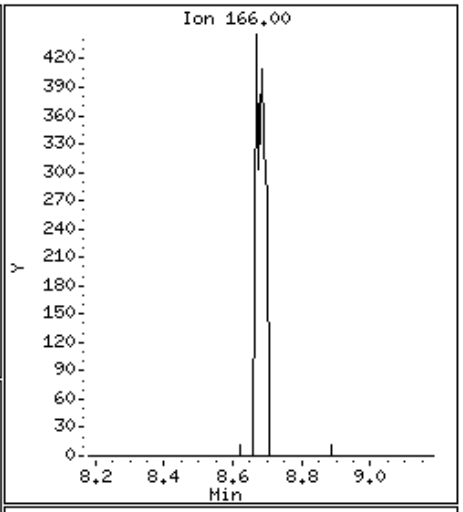

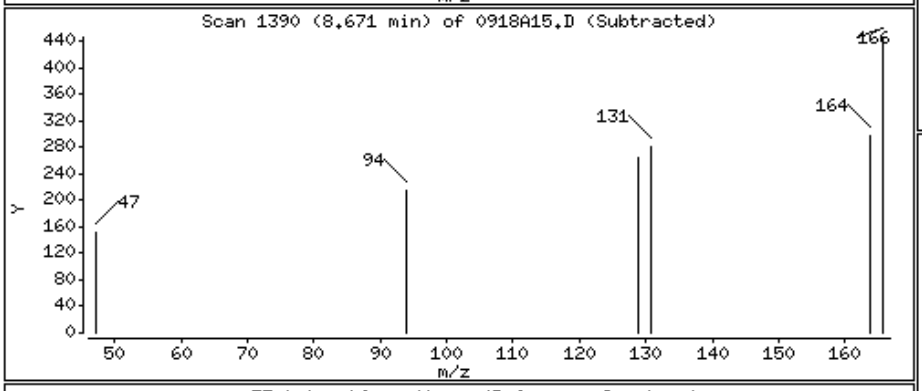

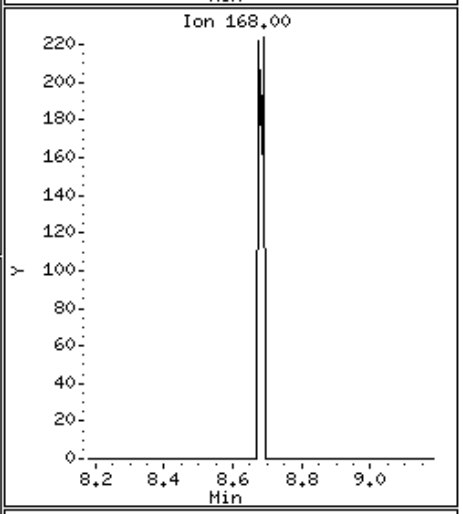

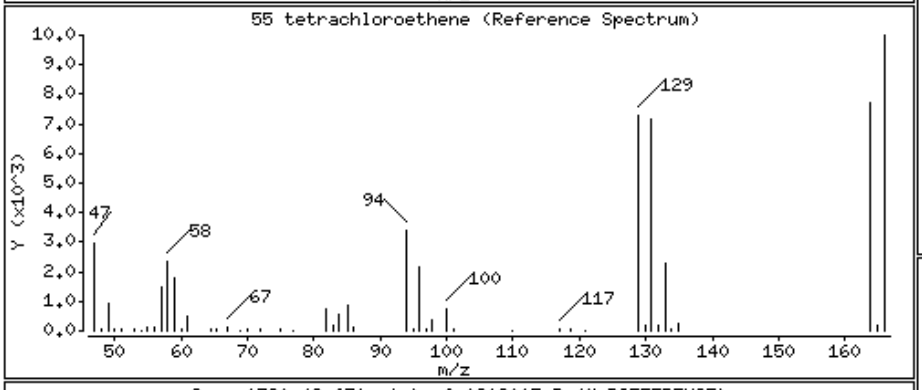

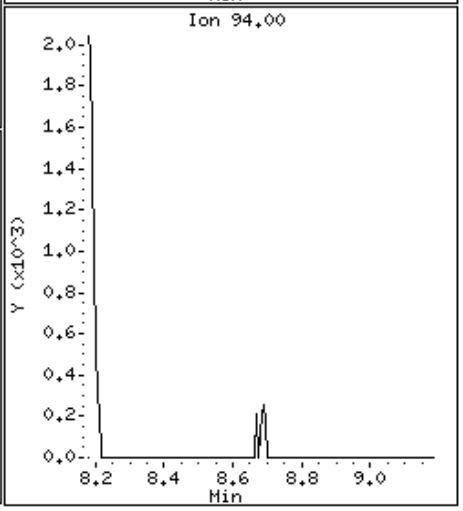

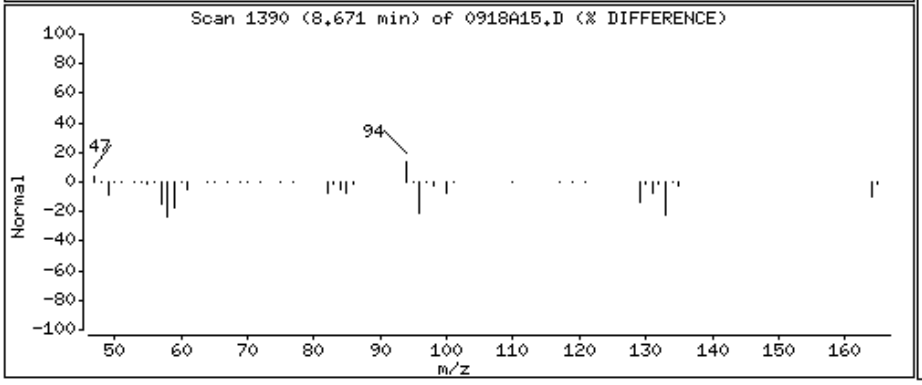

Alpha Analytical Labs

Manual Integration

Sample Info	: l1421110-04,31,10,,a wg723247,ical10058		
Instrument ID	: Voa105.i		
Method	: liq8260B.m		
File	: 0918A15.D		
Injection Date	: 18-SEP-2014 15:18		
Quantitation	: ISTD	Integrator :	HP RTE
Dilution Factor	: 1.00	Sample Type:	SAMPLE

This File has no version history.

//Orgserv2/ff/chem/GCMSVOA/Voa105.i/140918.b/original/0918A15.D

Alpha Analytical Labs

gc/ms voa - VOA105

Data file : \\Orgserv2\ff\chem\GCMSVOA\Voa105.i\140918.b\0918A16.D
Lab Smp Id:
Inj Date : 18-SEP-2014 15:46
Operator : PD Inst ID: Voa105.i
Smp Info : l1421110-05,31,10,,a
Misc Info : wg723247,ical10058
Comment :
Method : \\Orgserv2\ff\chem\GCMSVOA\Voa105.i\140918.b\liq8260B.m
Meth Date : 19-Sep-2014 08:22 pduczmalew Quant Type: ISTD
Cal Date : 04-SEP-2014 00:38 Cal File: 0903A13.D
Als bottle: 16
Dil Factor: 1.00000
Integrator: HP RTE Compound Sublist: NJTCL.sub
Target Version: 4.12
Processing Host: VIRTUALXP-76524

Concentration Formula: Amt * DF * CpndVariable
Cpnd Variable Local Compound Variable

	Compounds	QUANT SIG MASS	RT	EXP RT	REL RT	RESPONSE	CONCENTRATIONS ON-COLUMN (ngs)	FINAL (ngs)	REVIEW CODE
	1 dichlorodifluoromethane	85	Compound Not Detected.						
	2 chloromethane	50	Compound Not Detected.						
	3 vinyl chloride	62	Compound Not Detected.						
	4 bromomethane	94	Compound Not Detected.						
	5 chloroethane	64	Compound Not Detected.						
	6 trichlorofluoromethane	101	Compound Not Detected.						
	8 1,1,-dichloroethene	96	Compound Not Detected.						
	9 carbon disulfide	76	Compound Not Detected.						
	10 freon-113	101	Compound Not Detected.						
	11 methylene chloride	84	Compound Not Detected.						
	13 acetone	43	3.956	3.945	(0.611)	9600	111.078	111.078	
	14 trans-1,2-dichloroethene	96	Compound Not Detected.						
	15 Methyl Acetate	43	Compound Not Detected.						
	16 methyl tert butyl ether	73	Compound Not Detected.						
	19 1,1-dichloroethane	63	Compound Not Detected.						
	24 cis-1,2-dichloroethene	96	Compound Not Detected.						
	27 bromochloromethane	128	Compound Not Detected.						
	26 Cyclohexane	56	Compound Not Detected.						
	28 chloroform	83	5.462	5.462	(0.844)	1254	2.11226	2.112	
	30 carbontetrachloride	117	Compound Not Detected.						
$	32 dibromofluoromethane	113	5.642	5.648	(0.872)	37870	101.111	101.110	
	33 1,1,1-trichloroethane	97	Compound Not Detected.						
	34 2-butanone	43	Compound Not Detected.						
	36 benzene	78	Compound Not Detected.						
$	38 1,2-dichloroethane-d4	65	6.188	6.188	(0.956)	40403	112.891	112.890	
	39 1,2-dichloroethane	62	Compound Not Detected.						
*	41 flourobenzene	96	6.472	6.472	(1.000)	166487	100.000		
	42 methyl cyclohexane	83	Compound Not Detected.						

	Compounds	QUANT SIG MASS	RT	EXP RT	REL RT	RESPONSE	CONCENTRATIONS ON-COLUMN (ngs)	CONCENTRATIONS FINAL (ngs)	REVIEW CODE
	43 trichloroethene	95	Compound Not Detected.						
	46 1,2-dichloropropane	63	Compound Not Detected.						
	47 bromodichloromethane	83	Compound Not Detected.						
	49 1,4-Dioxane	88	Compound Not Detected.						
	52 cis-1,3-dichloropropene	75	Compound Not Detected.						
$	53 toluene-d8	98	8.179	8.180	(0.815)	163161	104.371	104.371	
	54 toluene	92	Compound Not Detected.						
	56 4-methyl-2-pentanone	58	Compound Not Detected.						
	55 tetrachloroethene	166	Compound Not Detected.						
	57 trans-1,3-dichloropropene	75	Compound Not Detected.						
	60 1,1,2-trichloroethane	83	Compound Not Detected.						
	61 chlorodibromomethane	129	Compound Not Detected.						
	64 1,2-dibromoethane	107	Compound Not Detected.						
	65 2-hexanone	43	Compound Not Detected.						
*	66 chlorobenzene-d5	117	10.040	10.040	(1.000)	141159	100.000		
	67 chlorobenzene	112	Compound Not Detected.						
	68 ethyl benzene	91	Compound Not Detected.						
	70 p/m xylene	106	Compound Not Detected.						
	71 o xylene	106	Compound Not Detected.						
	72 styrene	104	Compound Not Detected.						
	73 bromoform	173	Compound Not Detected.						
	74 isopropylbenzene	105	Compound Not Detected.						
$	75 4-bromofluorobenzene	95	11.470	11.470	(0.907)	71522	82.5765	82.576	
	79 1,1,2,2,-tetrachloroethane	83	Compound Not Detected.						
	92 1,3-dichlorobenzene	146	Compound Not Detected.						
*	93 1,4-dichlorobenzene-d4	152	12.643	12.643	(1.000)	83544	100.000		
	94 1,4-dichlorobenzene	146	Compound Not Detected.						
	97 1,2-dichlorobenzene	146	Compound Not Detected.						
	99 1,2-dibromo-3-chloropropane	75	Compound Not Detected.						
	102 1,2,4-trichlorobenzene	180	Compound Not Detected.						
	104 1,2,3-trichlorobenzene	180	Compound Not Detected.						

Alpha Analytical Labs

gc/ms voa - VOA105

Data file : \\Orgserv2\ff\chem\GCMSVOA\Voa105.i\140918.b\0918A16.D
Lab Smp Id:
Inj Date : 18-SEP-2014 15:46
Operator : PD Inst ID: Voa105.i
Smp Info : l1421110-05,31,10,,a
Misc Info : wg723247,ical10058
Comment :
Method : \\Orgserv2\ff\chem\GCMSVOA\Voa105.i\140918.b\liq8260B.m
Meth Date : 19-Sep-2014 08:22 pduczmalew Quant Type: ISTD
Cal Date : 04-SEP-2014 00:38 Cal File: 0903A13.D
Als bottle: 16
Dil Factor: 1.00000
Integrator: HP RTE Compound Sublist: NJTCL.sub
Target Version: 4.12
Processing Host: VIRTUALXP-76524

- NO TENTATIVELY IDENTIFIED COMPOUNDS -

Alpha Analytical Labs

INTERNAL STANDARD COMPOUNDS
AREA AND RT SUMMARY

Instrument ID: Voa105.i
Lab File ID: 0918A16.D
Lab Smp Id:
Analysis Type: VOA
Quant Type: ISTD
Operator: PD
Method File: \\Orgserv2\ff\chem\GCMSVOA\Voa105.i\140918.b\liq8260B.m
Misc Info: wg723247,ical10058

Calibration Date: 18-SEP-2014
Calibration Time: 09:14
Level: LOW
Sample Type: WATER

Test Mode:
Use Last Continuing Calibrator.
If Continuing Cal. use Initial Cal. Level 3

COMPOUND	STANDARD	AREA LIMIT LOWER	AREA LIMIT UPPER	SAMPLE	%DIFF
41 flourobenzene	226023	113012	452046	166487	-26.34
66 chlorobenzene-d5	206903	103452	413806	141159	-31.78
93 1,4-dichlorobenze	132435	66218	264870	83544	-36.92

COMPOUND	STANDARD	RT LIMIT LOWER	RT LIMIT UPPER	SAMPLE	%DIFF
41 flourobenzene	6.47	5.97	6.97	6.47	-0.00
66 chlorobenzene-d5	10.04	9.54	10.54	10.04	-0.00
93 1,4-dichlorobenze	12.64	12.14	13.14	12.64	-0.00

AREA UPPER LIMIT = +100% of internal standard area.
AREA LOWER LIMIT = - 50% of internal standard area.
RT UPPER LIMIT = + 0.50 minutes of internal standard RT.
RT LOWER LIMIT = - 0.50 minutes of internal standard RT.

Alpha Analytical Labs

RECOVERY REPORT

Client Name: Client SDG: SDGa00307
Sample Matrix: LIQUID Fraction: VOA
Lab Smp Id:
Level: LOW Operator: PD
Data Type: MS DATA SampleType: SAMPLE
SpikeList File: curveall.spk Quant Type: ISTD
Sublist File: NJTCL.sub
Method File: \\Orgserv2\ff\chem\GCMSVOA\Voa105.i\140918.b\liq8260B.m
Misc Info: wg723247,ical10058

SURROGATE COMPOUND	AMOUNT ADDED ngs	AMOUNT RECOVERED ngs	% RECOVERED	LIMITS
$ 32 dibromofluorometha	100.000	101.110	101.11	70-130
$ 38 1,2-dichloroethane	100.000	112.890	112.89	70-130
$ 53 toluene-d8	100.000	104.371	104.37	70-130
$ 75 4-bromofluorobenze	100.000	82.576	82.58	70-130

Data File: \\Orgserv2\ff\chem\GCMSVOA\Voa105.i\140918.b\0918A16.D
Date : 18-SEP-2014 15:46
Client ID:
Instrument: Voa105.i
Sample Info: 11421110-05,31,10,,a
Purge Volume: 10.0
Operator: PD
Column phase:
Column diameter: 0.18

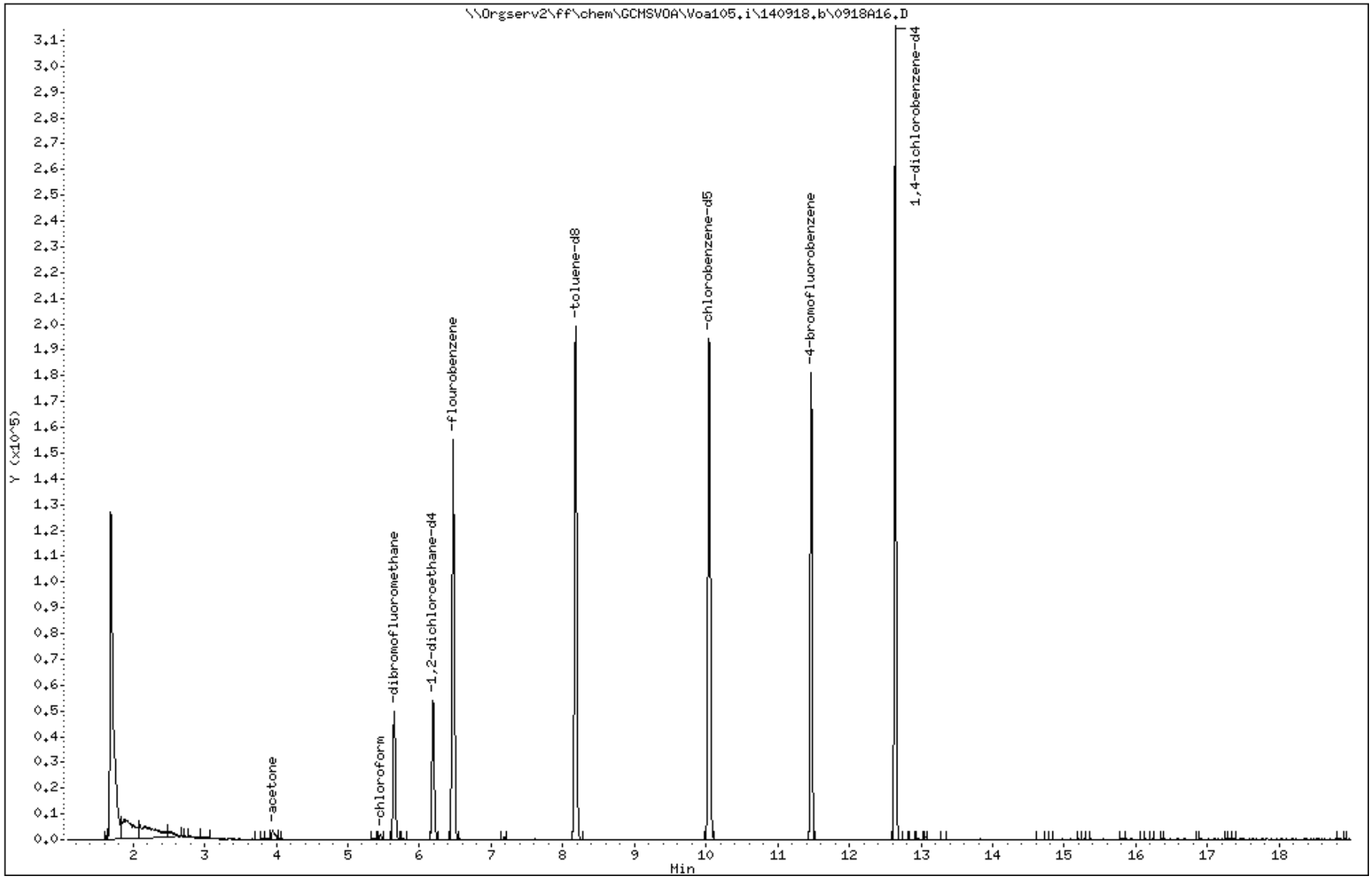

Data File: \\Orgserv2\ff\chem\GCMSVOA\Voa105.i\140918.b\0918A16.D

Date : 18-SEP-2014 15:46

Client ID:

Instrument: Voa105.i

Sample Info: l1421110-05,31,10,,a

Purge Volume: 10.0

Operator: PD

Column phase:

Column diameter: 0.18

13 acetone

Concentration: 111.078 ngs

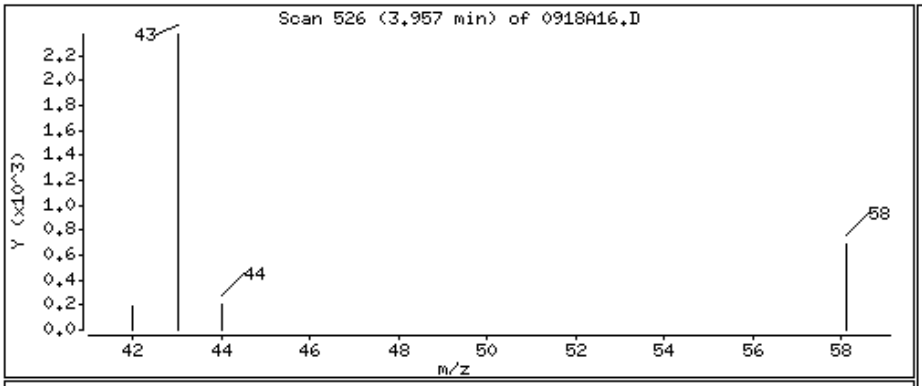

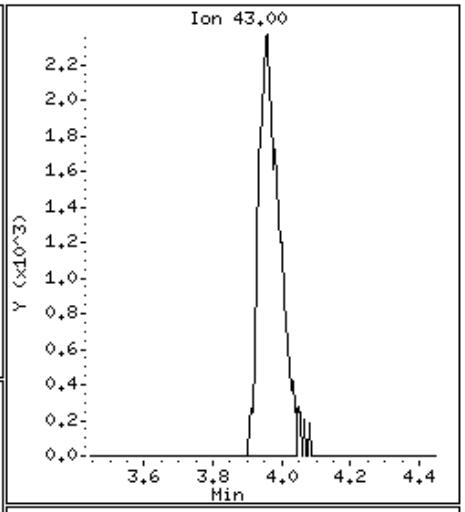

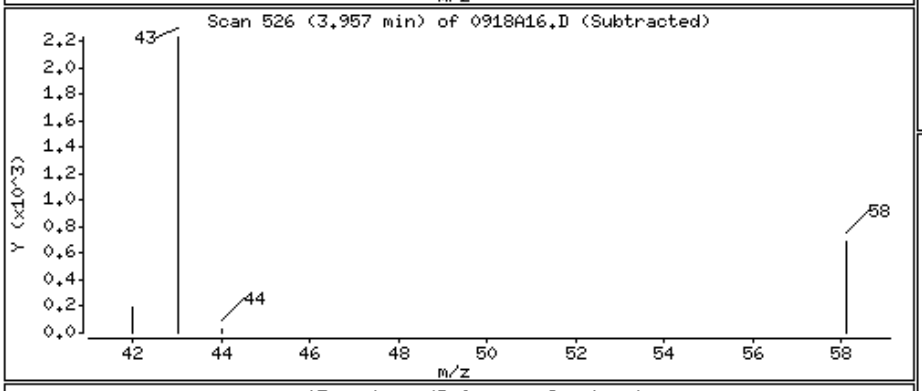

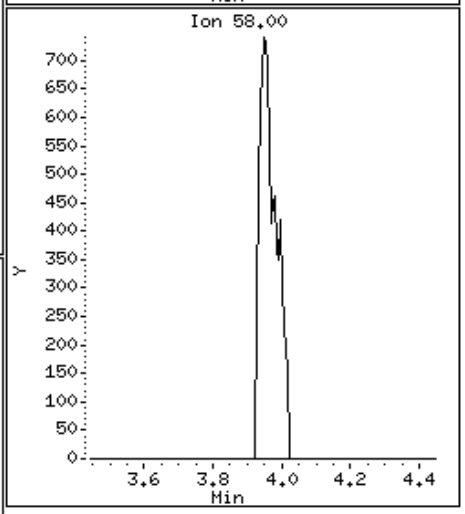

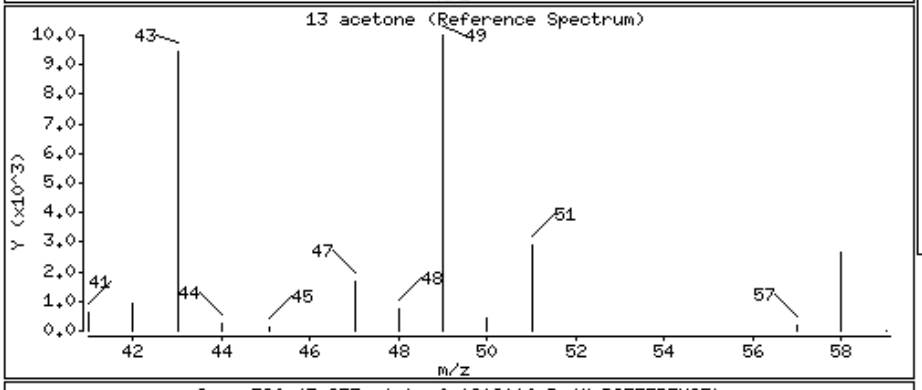

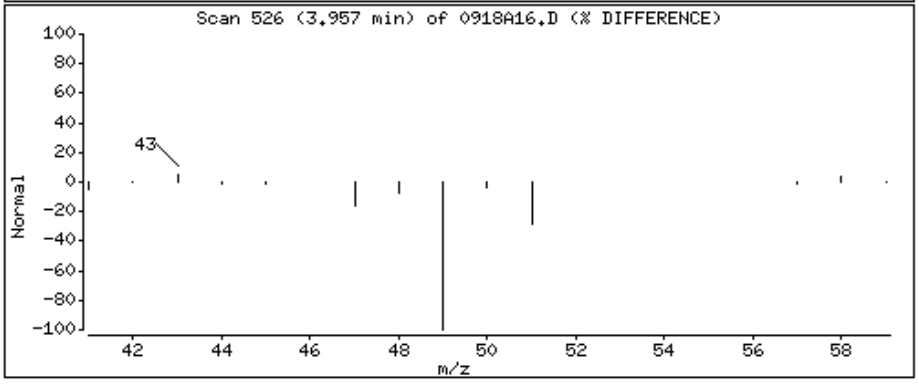

Data File: \\Orgserv2\ff\chem\GCMSVOA\Voa105.i\140918.b\0918A16.D

Date : 18-SEP-2014 15:46

Client ID:

Instrument: Voa105.i

Sample Info: l1421110-05,31,10,,a

Purge Volume: 10.0

Operator: PD

Column phase:

Column diameter: 0.18

28 chloroform

Concentration: 2.112 ngs

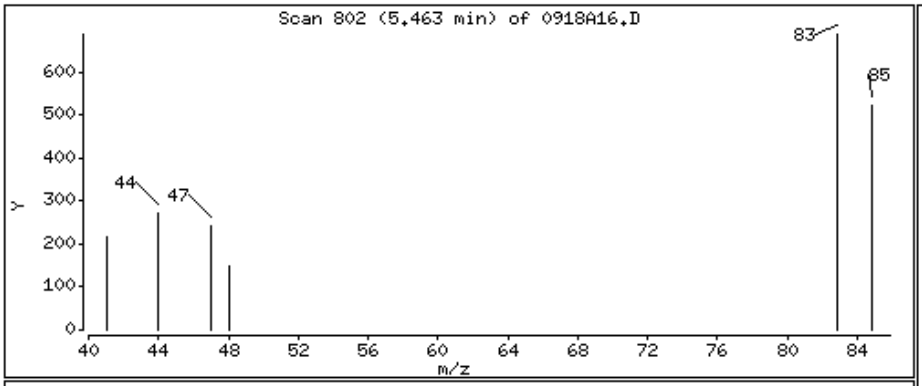

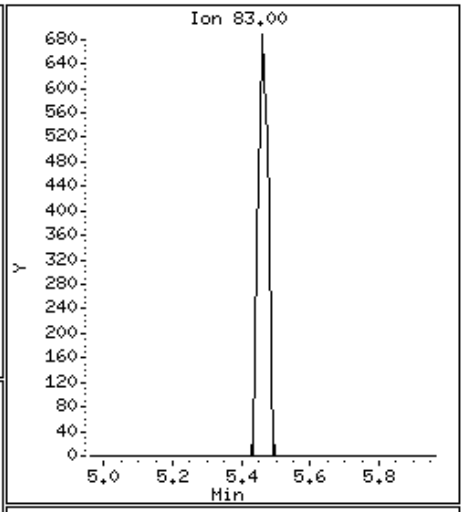

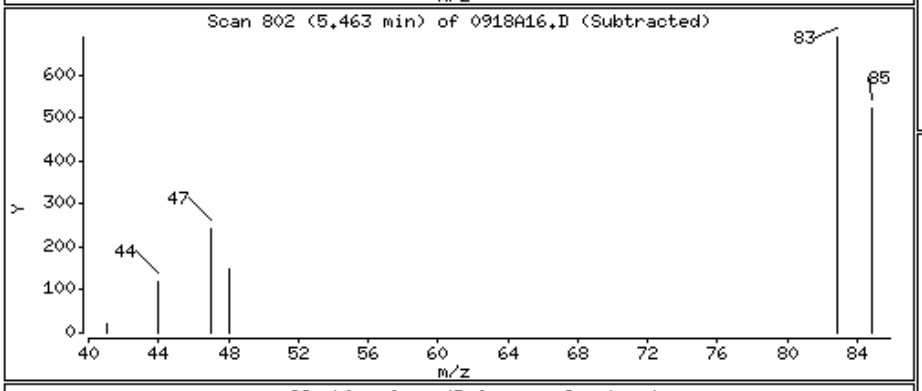

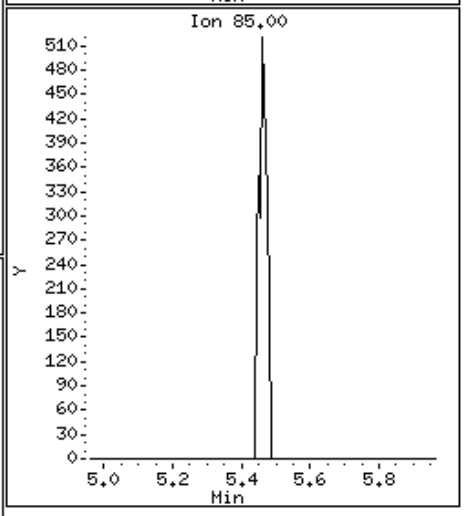

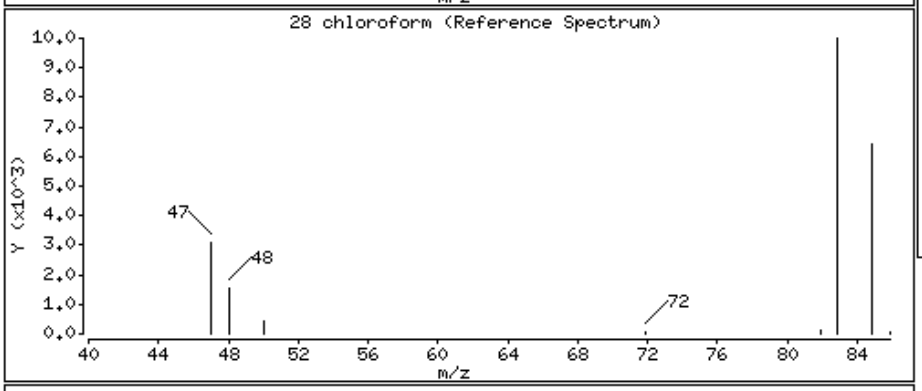

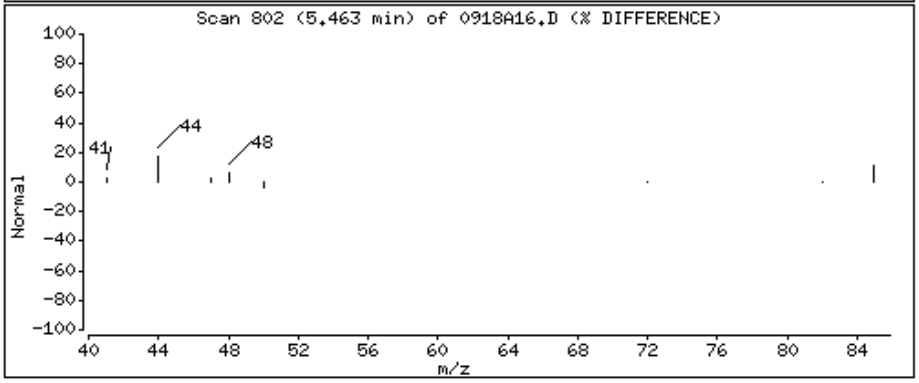

Alpha Analytical Labs

Manual Integration

Sample Info	:	l1421110-05,31,10,,a wg723247,ical10058	
Instrument ID	:	Voa105.i	
Method	:	liq8260B.m	
File	:	0918A16.D	
Injection Date	:	18-SEP-2014 15:46	
Quantitation	:	ISTD	Integrator : HP RTE
Dilution Factor	:	1.00	Sample Type: SAMPLE

This File has no version history.

//Orgserv2/ff/chem/GCMSVOA/Voa105.i/140918.b/original/0918A16.D

Alpha Analytical Labs

gc/ms voa - VOA105

Data file : \\Orgserv2\ff\chem\GCMSVOA\Voa105.i\140918.b\0918A17.D
Lab Smp Id:
Inj Date : 18-SEP-2014 16:14
Operator : PD Inst ID: Voa105.i
Smp Info : l1421110-06,31,10,,a
Misc Info : wg723247,ical10058
Comment :
Method : \\Orgserv2\ff\chem\GCMSVOA\Voa105.i\140918.b\liq8260B.m
Meth Date : 19-Sep-2014 08:22 pduczmalew Quant Type: ISTD
Cal Date : 04-SEP-2014 00:38 Cal File: 0903A13.D
Als bottle: 17
Dil Factor: 1.00000
Integrator: HP RTE Compound Sublist: NJTCL.sub
Target Version: 4.12
Processing Host: VIRTUALXP-76524

Concentration Formula: Amt * DF * CpndVariable
Cpnd Variable Local Compound Variable

	Compounds	QUANT SIG MASS	RT	EXP RT	REL RT	RESPONSE	CONCENTRATIONS ON-COLUMN (ngs)	FINAL (ngs)	REVIEW CODE
	1 dichlorodifluoromethane	85	Compound Not Detected.						
	2 chloromethane	50	Compound Not Detected.						
	3 vinyl chloride	62	Compound Not Detected.						
	4 bromomethane	94	Compound Not Detected.						
	5 chloroethane	64	Compound Not Detected.						
	6 trichlorofluoromethane	101	Compound Not Detected.						
	8 1,1,-dichloroethene	96	Compound Not Detected.						
	9 carbon disulfide	76	Compound Not Detected.						
	10 freon-113	101	Compound Not Detected.						
	11 methylene chloride	84	Compound Not Detected.						
	13 acetone	43	3.956	3.945	(0.611)	8160	99.7045	99.704	
	14 trans-1,2-dichloroethene	96	Compound Not Detected.						
	15 Methyl Acetate	43	Compound Not Detected.						
	16 methyl tert butyl ether	73	Compound Not Detected.						
	19 1,1-dichloroethane	63	Compound Not Detected.						
	24 cis-1,2-dichloroethene	96	5.195	5.195	(0.803)	778	1.80428	1.804	
	27 bromochloromethane	128	Compound Not Detected.						
	26 Cyclohexane	56	Compound Not Detected.						
	28 chloroform	83	Compound Not Detected.						
	30 carbontetrachloride	117	Compound Not Detected.						
$	32 dibromofluoromethane	113	5.648	5.648	(0.873)	36295	102.333	102.332	
	33 1,1,1-trichloroethane	97	Compound Not Detected.						
	34 2-butanone	43	Compound Not Detected.						
	36 benzene	78	Compound Not Detected.						
$	38 1,2-dichloroethane-d4	65	6.188	6.188	(0.956)	39001	115.077	115.076	
	39 1,2-dichloroethane	62	Compound Not Detected.						
*	41 flourobenzene	96	6.472	6.472	(1.000)	157657	100.000		
	42 methyl cyclohexane	83	Compound Not Detected.						

	Compounds	QUANT SIG MASS	RT	EXP RT	REL RT	RESPONSE	CONCENTRATIONS ON-COLUMN (ngs)	CONCENTRATIONS FINAL (ngs)	REVIEW CODE
	43 trichloroethene	95	Compound Not Detected.						
	46 1,2-dichloropropane	63	Compound Not Detected.						
	47 bromodichloromethane	83	Compound Not Detected.						
	49 1,4-Dioxane	88	Compound Not Detected.						
	52 cis-1,3-dichloropropene	75	Compound Not Detected.						
$	53 toluene-d8	98	8.179	8.180	(0.814)	153406	104.840	104.840	
	54 toluene	92	Compound Not Detected.						
	56 4-methyl-2-pentanone	58	Compound Not Detected.						
	55 tetrachloroethene	166	Compound Not Detected.						
	57 trans-1,3-dichloropropene	75	Compound Not Detected.						
	60 1,1,2-trichloroethane	83	Compound Not Detected.						
	61 chlorodibromomethane	129	Compound Not Detected.						
	64 1,2-dibromoethane	107	Compound Not Detected.						
	65 2-hexanone	43	Compound Not Detected.						
*	66 chlorobenzene-d5	117	10.046	10.040	(1.000)	132126	100.000		
	67 chlorobenzene	112	Compound Not Detected.						
	68 ethyl benzene	91	Compound Not Detected.						
	70 p/m xylene	106	Compound Not Detected.						
	71 o xylene	106	Compound Not Detected.						
	72 styrene	104	Compound Not Detected.						
	73 bromoform	173	Compound Not Detected.						
	74 isopropylbenzene	105	Compound Not Detected.						
$	75 4-bromofluorobenzene	95	11.470	11.470	(0.907)	67747	83.1825	83.182	
	79 1,1,2,2,-tetrachloroethane	83	Compound Not Detected.						
	92 1,3-dichlorobenzene	146	Compound Not Detected.						
*	93 1,4-dichlorobenzene-d4	152	12.643	12.643	(1.000)	78558	100.000		
	94 1,4-dichlorobenzene	146	Compound Not Detected.						
	97 1,2-dichlorobenzene	146	Compound Not Detected.						
	99 1,2-dibromo-3-chloropropane	75	Compound Not Detected.						
	102 1,2,4-trichlorobenzene	180	Compound Not Detected.						
	104 1,2,3-trichlorobenzene	180	Compound Not Detected.						

Alpha Analytical Labs

gc/ms voa - VOA105

Data file : \\Orgserv2\ff\chem\GCMSVOA\Voa105.i\140918.b\0918A17.D
Lab Smp Id:
Inj Date : 18-SEP-2014 16:14
Operator : PD Inst ID: Voa105.i
Smp Info : l1421110-06,31,10,,a
Misc Info : wg723247,ical10058
Comment :
Method : \\Orgserv2\ff\chem\GCMSVOA\Voa105.i\140918.b\liq8260B.m
Meth Date : 19-Sep-2014 08:22 pduczmalew Quant Type: ISTD
Cal Date : 04-SEP-2014 00:38 Cal File: 0903A13.D
Als bottle: 17
Dil Factor: 1.00000
Integrator: HP RTE Compound Sublist: NJTCL.sub
Target Version: 4.12
Processing Host: VIRTUALXP-76524

- NO TENTATIVELY IDENTIFIED COMPOUNDS -

Alpha Analytical Labs

INTERNAL STANDARD COMPOUNDS
AREA AND RT SUMMARY

Instrument ID: Voa105.i
Lab File ID: 0918A17.D
Lab Smp Id:
Analysis Type: VOA
Quant Type: ISTD
Operator: PD
Method File: \\Orgserv2\ff\chem\GCMSVOA\Voa105.i\140918.b\liq8260B.m
Misc Info: wg723247,ical10058

Calibration Date: 18-SEP-2014
Calibration Time: 09:14

Level: LOW
Sample Type: WATER

Test Mode:
Use Last Continuing Calibrator.
If Continuing Cal. use Initial Cal. Level 3

COMPOUND	STANDARD	AREA LIMIT LOWER	AREA LIMIT UPPER	SAMPLE	%DIFF
41 flourobenzene	226023	113012	452046	157657	-30.25
66 chlorobenzene-d5	206903	103452	413806	132126	-36.14
93 1,4-dichlorobenze	132435	66218	264870	78558	-40.68

COMPOUND	STANDARD	RT LIMIT LOWER	RT LIMIT UPPER	SAMPLE	%DIFF
41 flourobenzene	6.47	5.97	6.97	6.47	-0.00
66 chlorobenzene-d5	10.04	9.54	10.54	10.05	0.05
93 1,4-dichlorobenze	12.64	12.14	13.14	12.64	-0.00

AREA UPPER LIMIT = +100% of internal standard area.
AREA LOWER LIMIT = - 50% of internal standard area.
RT UPPER LIMIT = + 0.50 minutes of internal standard RT.
RT LOWER LIMIT = - 0.50 minutes of internal standard RT.

Alpha Analytical Labs

RECOVERY REPORT

Client Name: Client SDG: SDGa00307
Sample Matrix: LIQUID Fraction: VOA
Lab Smp Id:
Level: LOW Operator: PD
Data Type: MS DATA SampleType: SAMPLE
SpikeList File: curveall.spk Quant Type: ISTD
Sublist File: NJTCL.sub
Method File: \\Orgserv2\ff\chem\GCMSVOA\Voa105.i\140918.b\liq8260B.m
Misc Info: wg723247,ical10058

SURROGATE COMPOUND	AMOUNT ADDED ngs	AMOUNT RECOVERED ngs	% RECOVERED	LIMITS
$ 32 dibromofluorometha	100.000	102.332	102.33	70-130
$ 38 1,2-dichloroethane	100.000	115.076	115.08	70-130
$ 53 toluene-d8	100.000	104.840	104.84	70-130
$ 75 4-bromofluorobenze	100.000	83.182	83.18	70-130

Data File: \\Orgserv2\ff\chem\GCMSVOA\Voa105.i\140918.b\0918A17.D
Date : 18-SEP-2014 16:14
Client ID:
Instrument: Voa105.i
Sample Info: 11421110-06,31,10,,a
Purge Volume: 10.0
Operator: PD
Column phase:
Column diameter: 0.18

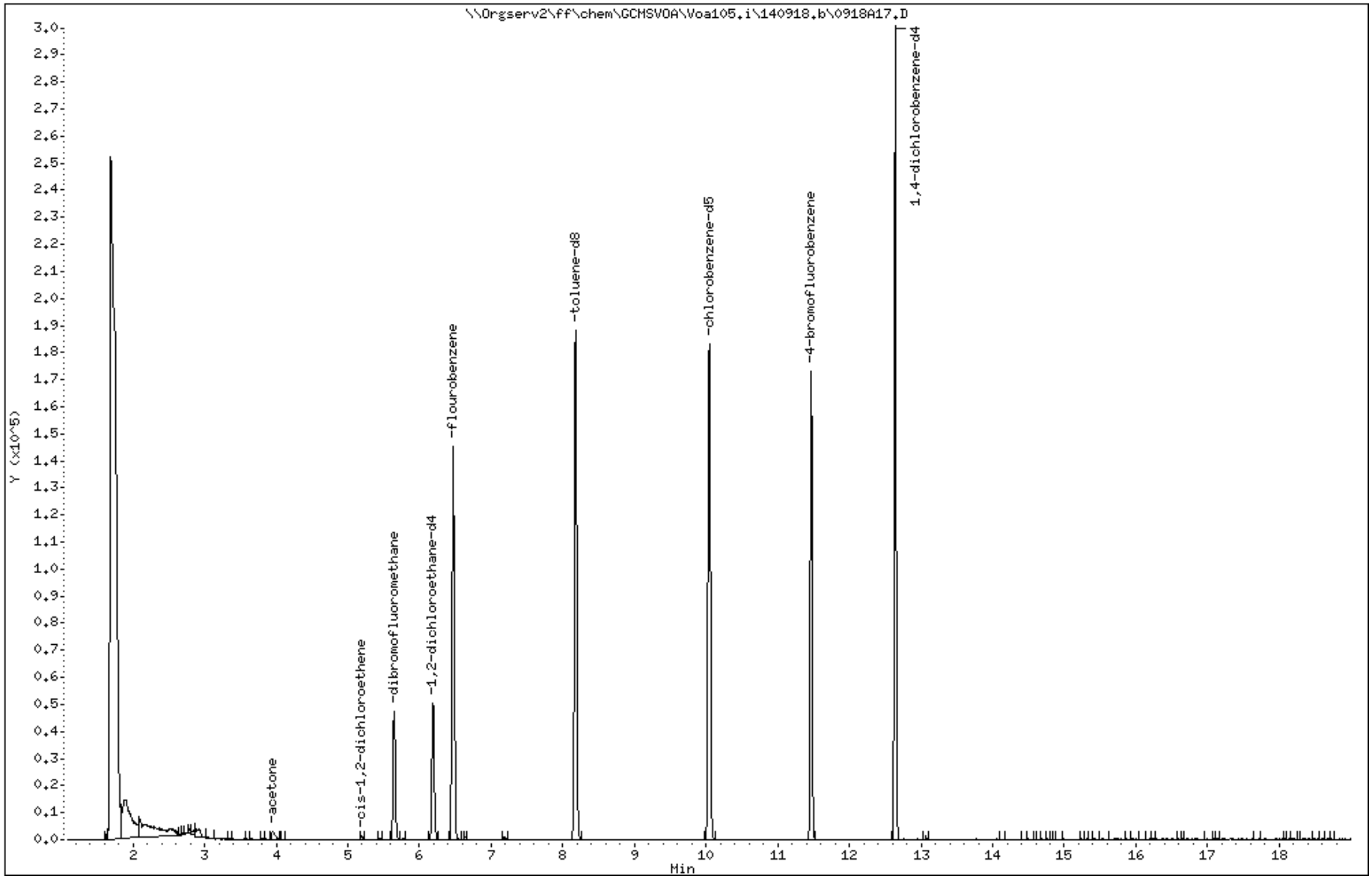

Data File: \\Orgserv2\ff\chem\GCMSVOA\Voa105.i\140918.b\0918A17.D

Date : 18-SEP-2014 16:14

Client ID:

Instrument: Voa105.i

Sample Info: l1421110-06,31,10,,a

Purge Volume: 10.0

Operator: PD

Column phase:

Column diameter: 0.18

13 acetone

Concentration: 99.704 ngs

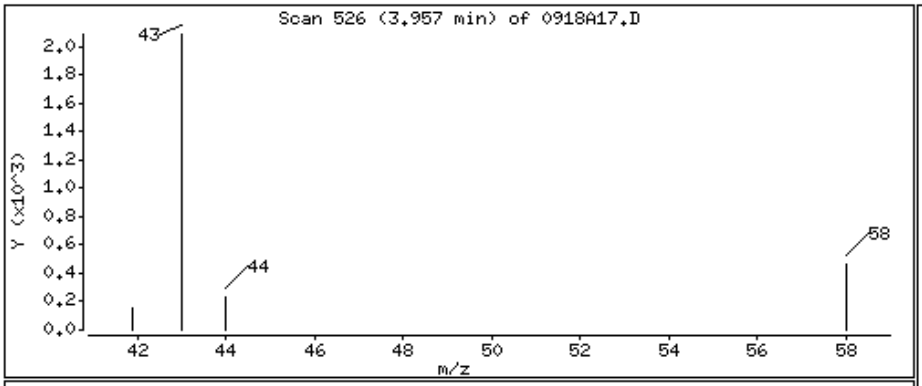

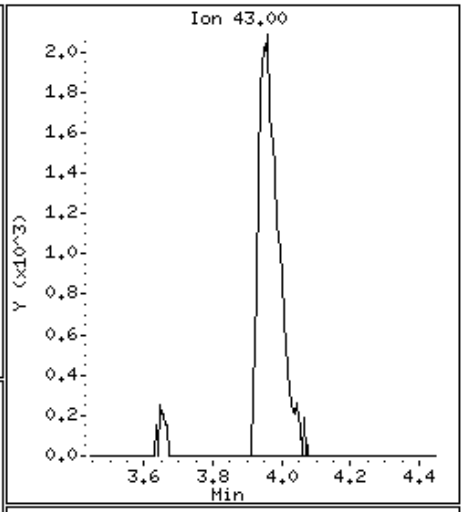

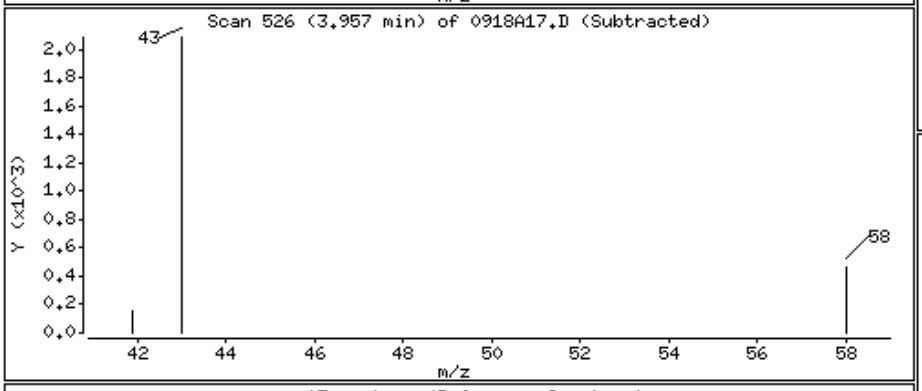

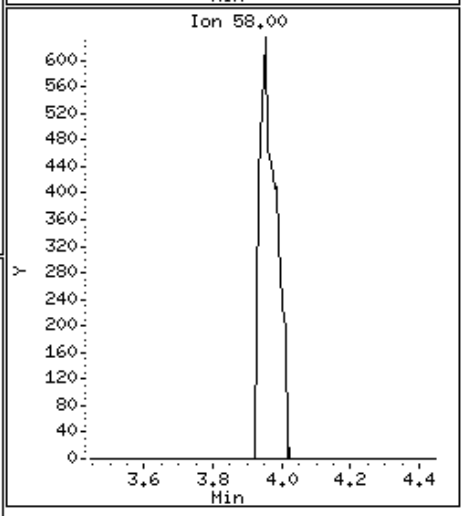

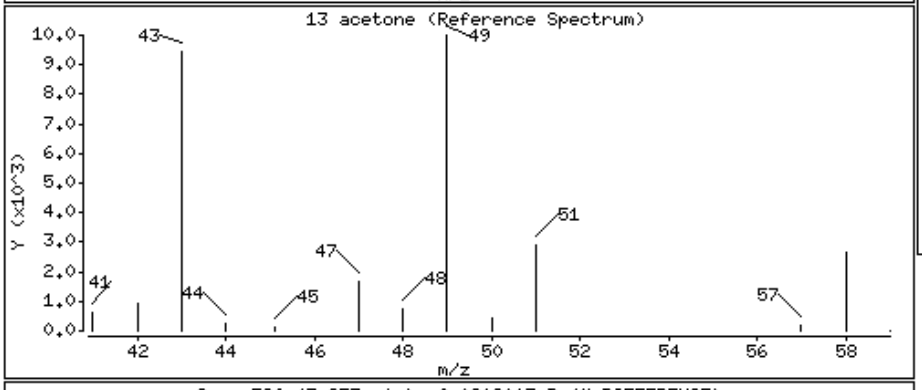

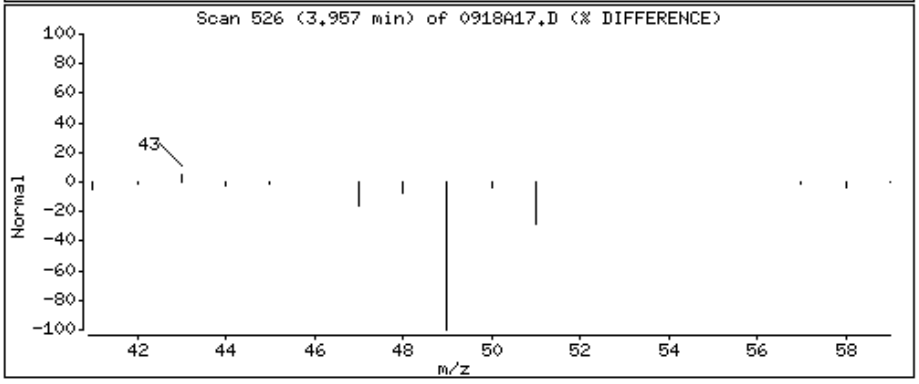

Data File: \\Orgserv2\ff\chem\GCMSVOA\Voa105.i\140918.b\0918A17.D

Date : 18-SEP-2014 16:14

Client ID:

Instrument: Voa105.i

Sample Info: l1421110-06,31,10,,a

Purge Volume: 10.0

Operator: PD

Column phase:

Column diameter: 0.18

24 cis-1,2-dichloroethene

Concentration: 1.804 ngs

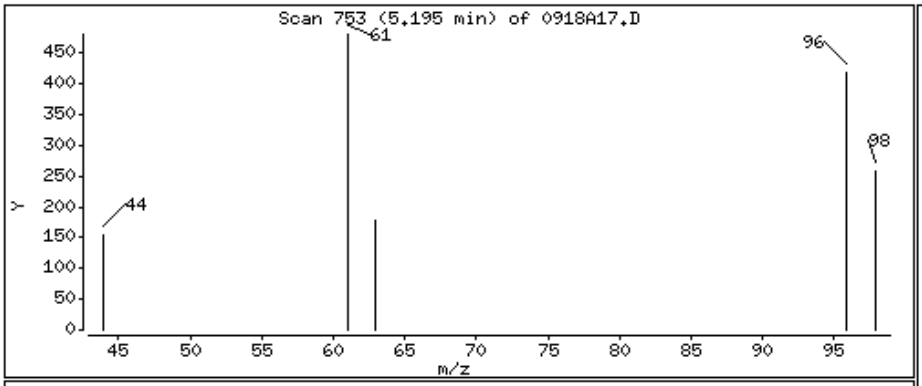

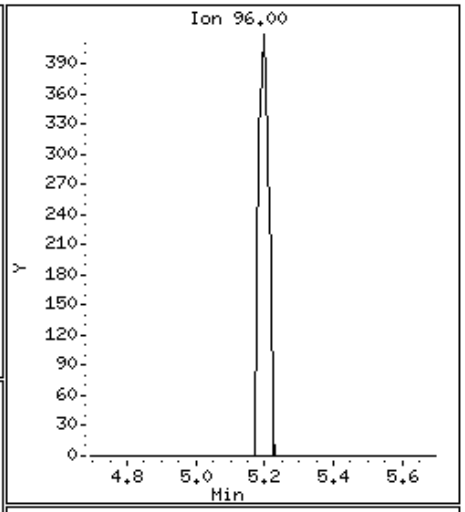

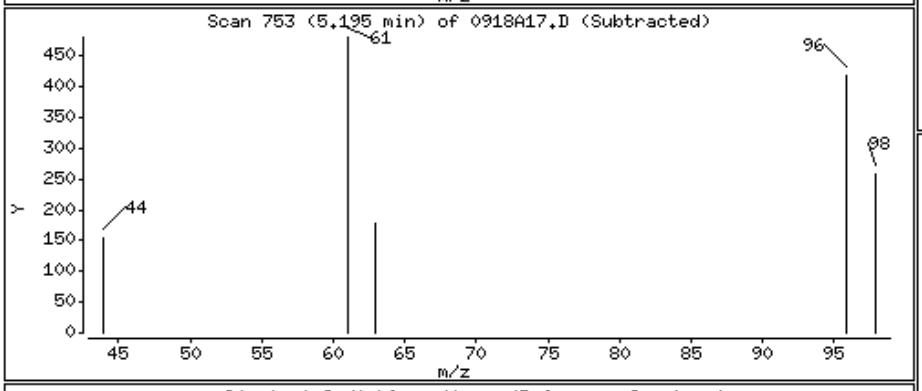

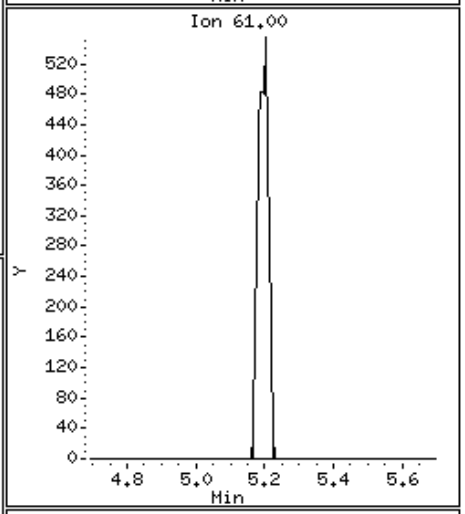

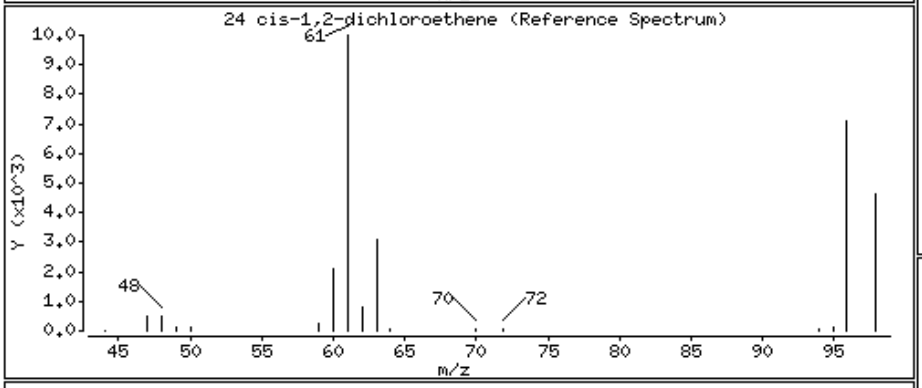

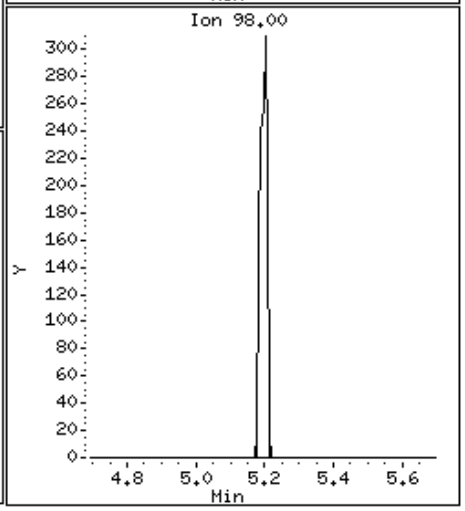

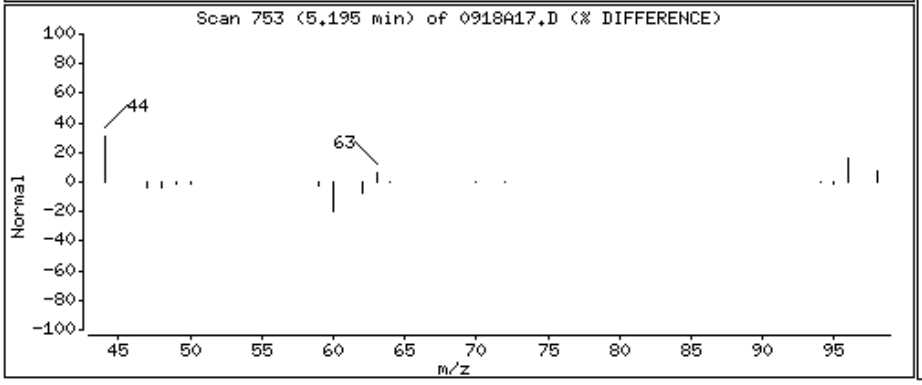

Alpha Analytical Labs

Manual Integration

Sample Info : l1421110-06,31,10,,a
wg723247,ical10058

Instrument ID : Voa105.i
Method : liq8260B.m
File : 0918A17.D
Injection Date : 18-SEP-2014 16:14
Quantitation : ISTD Integrator : HP RTE
Dilution Factor : 1.00 Sample Type: SAMPLE

This File has no version history.

//Orgserv2/ff/chem/GCMSVOA/Voa105.i/140918.b/original/0918A17.D

Alpha Analytical Labs

gc/ms voa - VOA105

Data file : \\Orgserv2\ff\chem\GCMSVOA\Voa105.i\140918.b\0918A18.D
Lab Smp Id:
Inj Date : 18-SEP-2014 16:42
Operator : PD Inst ID: Voa105.i
Smp Info : l1421110-07,31,10,,a
Misc Info : wg723247,ical10058
Comment :
Method : \\Orgserv2\ff\chem\GCMSVOA\Voa105.i\140918.b\liq8260B.m
Meth Date : 19-Sep-2014 08:22 pduczmalew Quant Type: ISTD
Cal Date : 04-SEP-2014 00:38 Cal File: 0903A13.D
Als bottle: 18
Dil Factor: 1.00000
Integrator: HP RTE Compound Sublist: NJTCL.sub
Target Version: 4.12
Processing Host: VIRTUALXP-76524

Concentration Formula: Amt * DF * CpndVariable
Cpnd Variable Local Compound Variable

	Compounds	QUANT SIG MASS	RT	EXP RT	REL RT	RESPONSE	CONCENTRATIONS ON-COLUMN (ngs)	FINAL (ngs)	REVIEW CODE
	1 dichlorodifluoromethane	85	Compound Not Detected.						
	2 chloromethane	50	Compound Not Detected.						
	3 vinyl chloride	62	Compound Not Detected.						
	4 bromomethane	94	Compound Not Detected.						
	5 chloroethane	64	Compound Not Detected.						
	6 trichlorofluoromethane	101	Compound Not Detected.						
	8 1,1,-dichloroethene	96	Compound Not Detected.						
	9 carbon disulfide	76	Compound Not Detected.						
	10 freon-113	101	3.351	3.356	(0.518)	3540	10.2806	10.280	
	11 methylene chloride	84	Compound Not Detected.						
	13 acetone	43	3.951	3.945	(0.611)	8363	103.372	103.372	
	14 trans-1,2-dichloroethene	96	Compound Not Detected.						
	15 Methyl Acetate	43	Compound Not Detected.						
	16 methyl tert butyl ether	73	Compound Not Detected.						
	19 1,1-dichloroethane	63	Compound Not Detected.						
	24 cis-1,2-dichloroethene	96	Compound Not Detected.						
	27 bromochloromethane	128	Compound Not Detected.						
	26 Cyclohexane	56	Compound Not Detected.						
	28 chloroform	83	Compound Not Detected.						
	30 carbontetrachloride	117	Compound Not Detected.						
$	32 dibromofluoromethane	113	5.648	5.648	(0.873)	35738	101.933	101.933	
	33 1,1,1-trichloroethane	97	Compound Not Detected.						
	34 2-butanone	43	Compound Not Detected.						
	36 benzene	78	Compound Not Detected.						
$	38 1,2-dichloroethane-d4	65	6.188	6.188	(0.956)	37994	113.408	113.408	
	39 1,2-dichloroethane	62	Compound Not Detected.						
*	41 flourobenzene	96	6.472	6.472	(1.000)	155846	100.000		
	42 methyl cyclohexane	83	Compound Not Detected.						

	Compounds	QUANT SIG MASS	RT	EXP RT	REL RT	RESPONSE	CONCENTRATIONS ON-COLUMN (ngs)	CONCENTRATIONS FINAL (ngs)	REVIEW CODE
	43 trichloroethene	95	6.641	6.641	(1.026)	2931	7.31735	7.317	
	46 1,2-dichloropropane	63	Compound Not Detected.						
	47 bromodichloromethane	83	Compound Not Detected.						
	49 1,4-Dioxane	88	Compound Not Detected.						
	52 cis-1,3-dichloropropene	75	Compound Not Detected.						
$	53 toluene-d8	98	8.180	8.180	(0.814)	152819	105.312	105.311	
	54 toluene	92	Compound Not Detected.						
	56 4-methyl-2-pentanone	58	Compound Not Detected.						
	55 tetrachloroethene	166	Compound Not Detected.						
	57 trans-1,3-dichloropropene	75	Compound Not Detected.						
	60 1,1,2-trichloroethane	83	Compound Not Detected.						
	61 chlorodibromomethane	129	Compound Not Detected.						
	64 1,2-dibromoethane	107	Compound Not Detected.						
	65 2-hexanone	43	Compound Not Detected.						
*	66 chlorobenzene-d5	117	10.046	10.040	(1.000)	131031	100.000		
	67 chlorobenzene	112	Compound Not Detected.						
	68 ethyl benzene	91	Compound Not Detected.						
	70 p/m xylene	106	Compound Not Detected.						
	71 o xylene	106	Compound Not Detected.						
	72 styrene	104	Compound Not Detected.						
	73 bromoform	173	Compound Not Detected.						
	74 isopropylbenzene	105	Compound Not Detected.						
$	75 4-bromofluorobenzene	95	11.470	11.470	(0.907)	67828	85.3706	85.370	
	79 1,1,2,2,-tetrachloroethane	83	Compound Not Detected.						
	92 1,3-dichlorobenzene	146	Compound Not Detected.						
*	93 1,4-dichlorobenzene-d4	152	12.643	12.643	(1.000)	76636	100.000		
	94 1,4-dichlorobenzene	146	Compound Not Detected.						
	97 1,2-dichlorobenzene	146	Compound Not Detected.						
	99 1,2-dibromo-3-chloropropane	75	Compound Not Detected.						
	102 1,2,4-trichlorobenzene	180	Compound Not Detected.						
	104 1,2,3-trichlorobenzene	180	Compound Not Detected.						

Alpha Analytical Labs

gc/ms voa - VOA105

Data file : \\Orgserv2\ff\chem\GCMSVOA\Voa105.i\140918.b\0918A18.D
Lab Smp Id:
Inj Date : 18-SEP-2014 16:42
Operator : PD Inst ID: Voa105.i
Smp Info : l1421110-07,31,10,,a
Misc Info : wg723247,ical10058
Comment :
Method : \\Orgserv2\ff\chem\GCMSVOA\Voa105.i\140918.b\liq8260B.m
Meth Date : 19-Sep-2014 08:22 pduczmalew Quant Type: ISTD
Cal Date : 04-SEP-2014 00:38 Cal File: 0903A13.D
Als bottle: 18
Dil Factor: 1.00000
Integrator: HP RTE Compound Sublist: NJTCL.sub
Target Version: 4.12
Processing Host: VIRTUALXP-76524

- NO TENTATIVELY IDENTIFIED COMPOUNDS -

Alpha Analytical Labs

INTERNAL STANDARD COMPOUNDS
AREA AND RT SUMMARY

Instrument ID: Voa105.i
Lab File ID: 0918A18.D
Lab Smp Id:
Analysis Type: VOA
Quant Type: ISTD
Operator: PD
Method File: \\Orgserv2\ff\chem\GCMSVOA\Voa105.i\140918.b\liq8260B.m
Misc Info: wg723247,ical10058

Calibration Date: 18-SEP-2014
Calibration Time: 09:14
Level: LOW
Sample Type: WATER

Test Mode:
Use Last Continuing Calibrator.
If Continuing Cal. use Initial Cal. Level 3

COMPOUND	STANDARD	AREA LIMIT LOWER	AREA LIMIT UPPER	SAMPLE	%DIFF
41 flourobenzene	226023	113012	452046	155846	-31.05
66 chlorobenzene-d5	206903	103452	413806	131031	-36.67
93 1,4-dichlorobenze	132435	66218	264870	76636	-42.13

COMPOUND	STANDARD	RT LIMIT LOWER	RT LIMIT UPPER	SAMPLE	%DIFF
41 flourobenzene	6.47	5.97	6.97	6.47	-0.00
66 chlorobenzene-d5	10.04	9.54	10.54	10.05	0.05
93 1,4-dichlorobenze	12.64	12.14	13.14	12.64	-0.00

AREA UPPER LIMIT = +100% of internal standard area.
AREA LOWER LIMIT = - 50% of internal standard area.
RT UPPER LIMIT = + 0.50 minutes of internal standard RT.
RT LOWER LIMIT = - 0.50 minutes of internal standard RT.

Alpha Analytical Labs

RECOVERY REPORT

Client Name: Client SDG: SDGa00307
Sample Matrix: LIQUID Fraction: VOA
Lab Smp Id:
Level: LOW Operator: PD
Data Type: MS DATA SampleType: SAMPLE
SpikeList File: curveall.spk Quant Type: ISTD
Sublist File: NJTCL.sub
Method File: \\Orgserv2\ff\chem\GCMSVOA\Voa105.i\140918.b\liq8260B.m
Misc Info: wg723247,ical10058

SURROGATE COMPOUND	AMOUNT ADDED ngs	AMOUNT RECOVERED ngs	% RECOVERED	LIMITS
$ 32 dibromofluorometha	100.000	101.933	101.93	70-130
$ 38 1,2-dichloroethane	100.000	113.408	113.41	70-130
$ 53 toluene-d8	100.000	105.311	105.31	70-130
$ 75 4-bromofluorobenze	100.000	85.370	85.37	70-130

Data File: \\Orgserv2\ff\chem\GCMSVOA\Voa105.i\140918.b\0918A18.D
Date : 18-SEP-2014 16:42
Client ID:
Sample Info: 11421110-07,31,10,,a
Purge Volume: 10.0
Column phase:

Instrument: Voa105.i
Operator: PD
Column diameter: 0.18

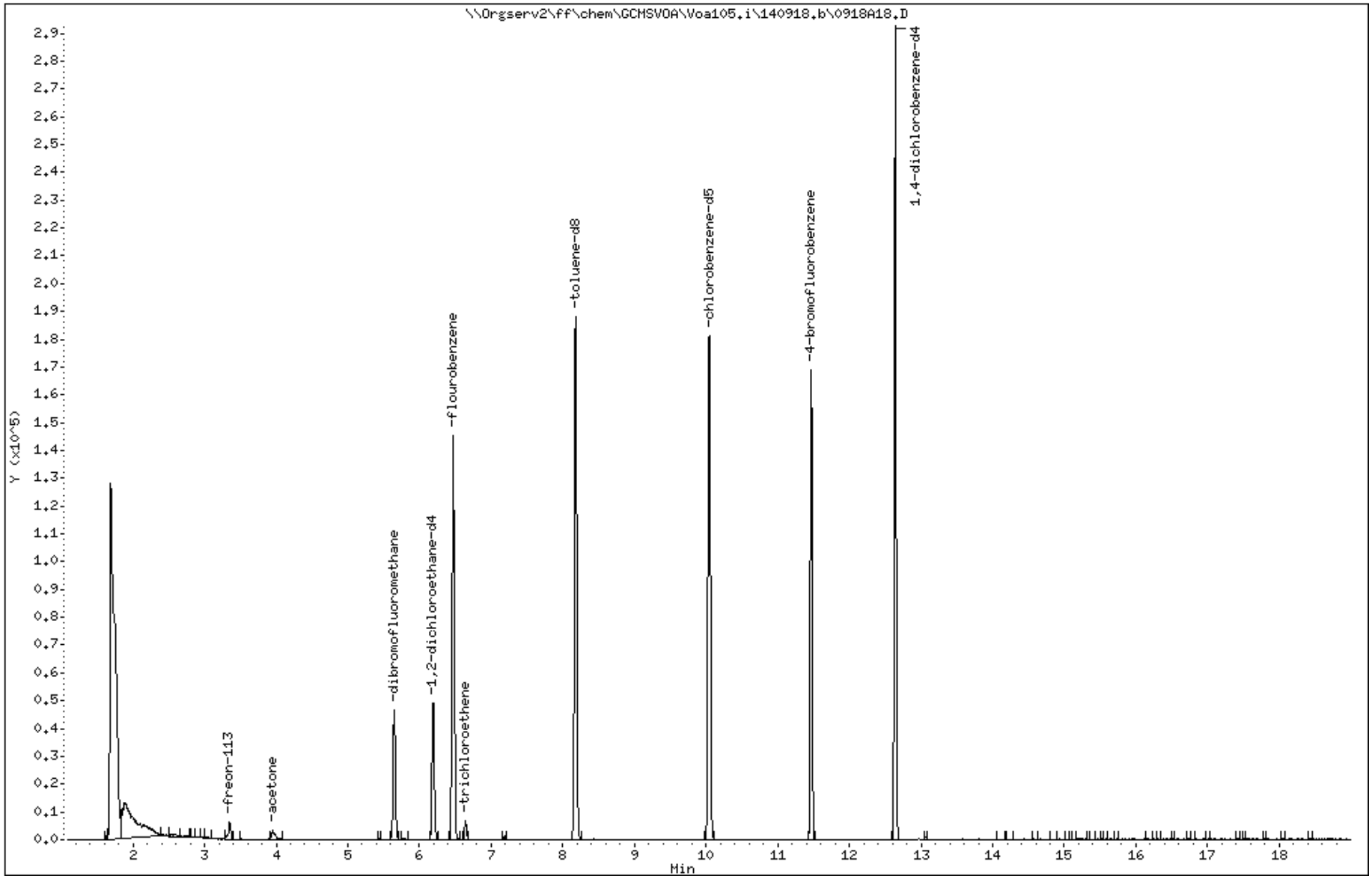

Data File: \\Orgserv2\ff\chem\GCMSVOA\Voa105.i\140918.b\0918A18.D

Date : 18-SEP-2014 16:42

Client ID:

Instrument: Voa105.i

Sample Info: l1421110-07,31,10,,a

Purge Volume: 10.0

Operator: PD

Column phase:

Column diameter: 0.18

10 freon-113

Concentration: 10.280 ngs

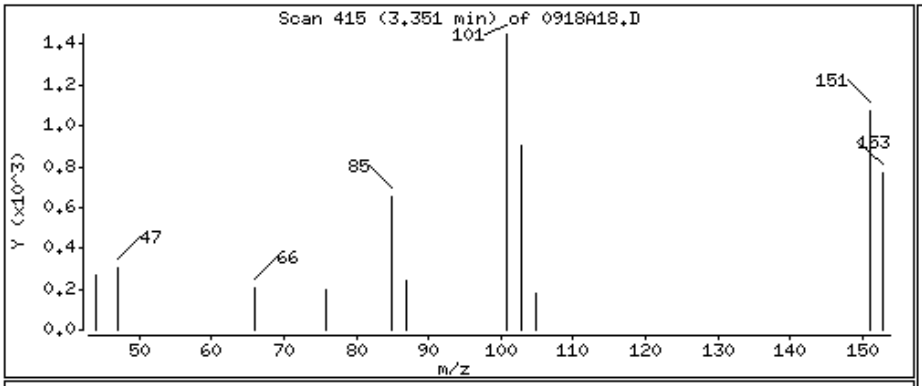

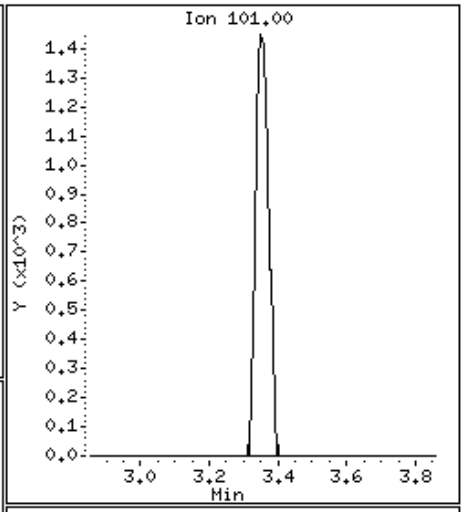

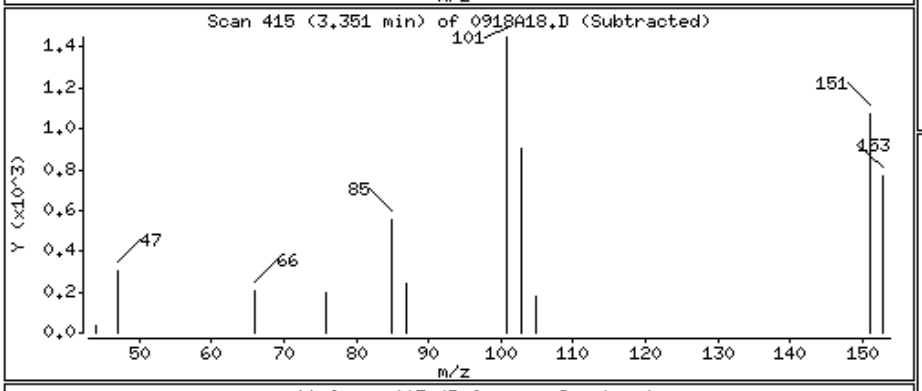

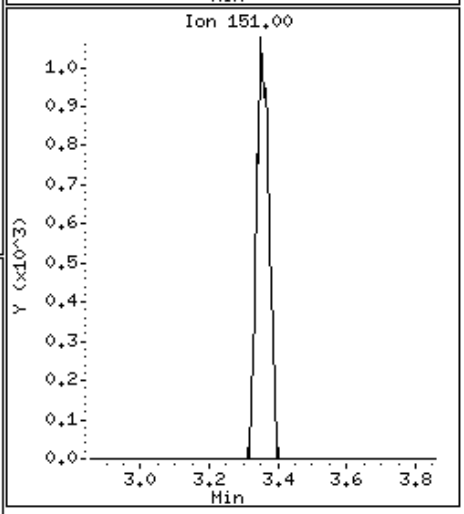

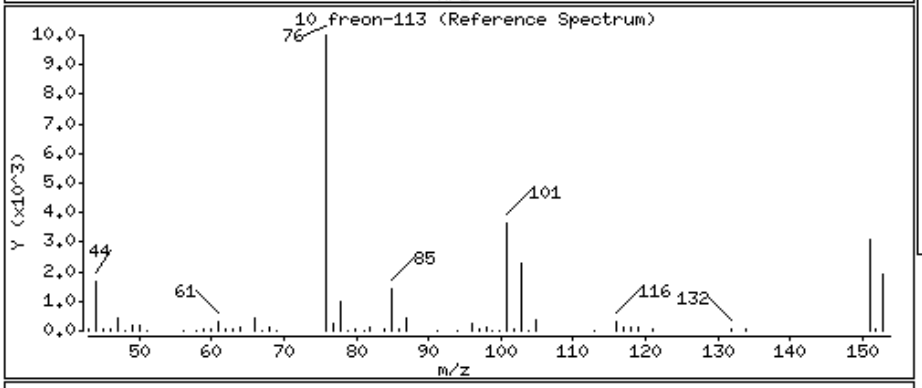

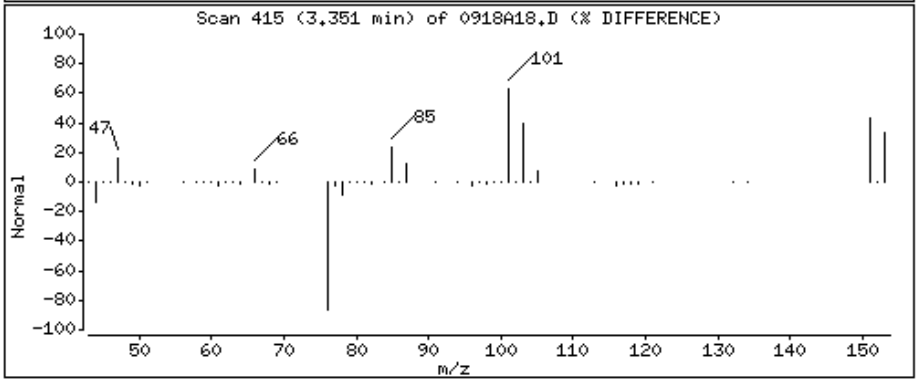

Data File: \\Orgserv2\ff\chem\GCMSVOA\Voa105.i\140918.b\0918A18.D

Date : 18-SEP-2014 16:42

Client ID:

Instrument: Voa105.i

Sample Info: l1421110-07,31,10,,a

Purge Volume: 10.0

Operator: PD

Column phase:

Column diameter: 0.18

13 acetone

Concentration: 103.372 ngs

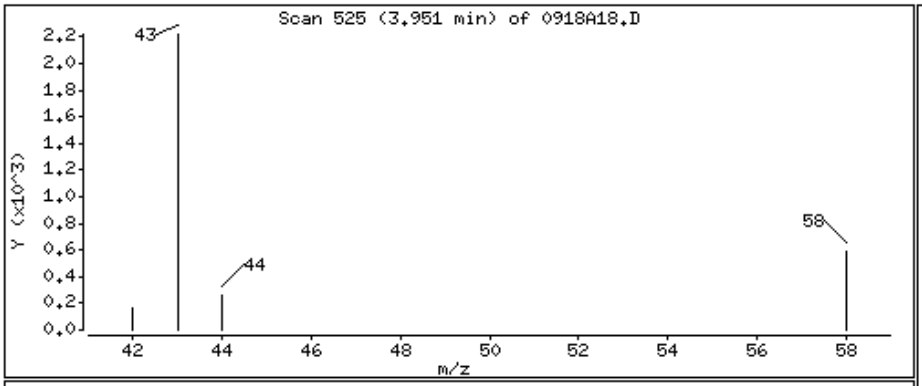

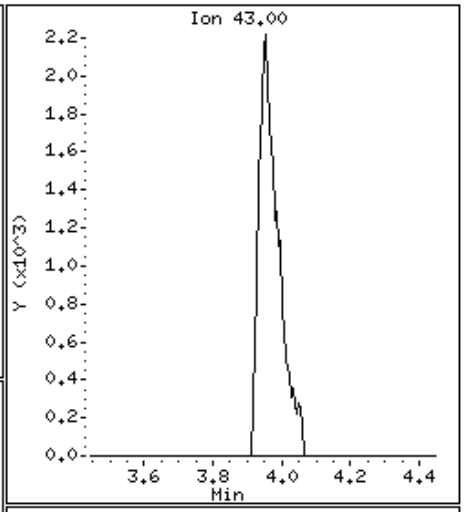

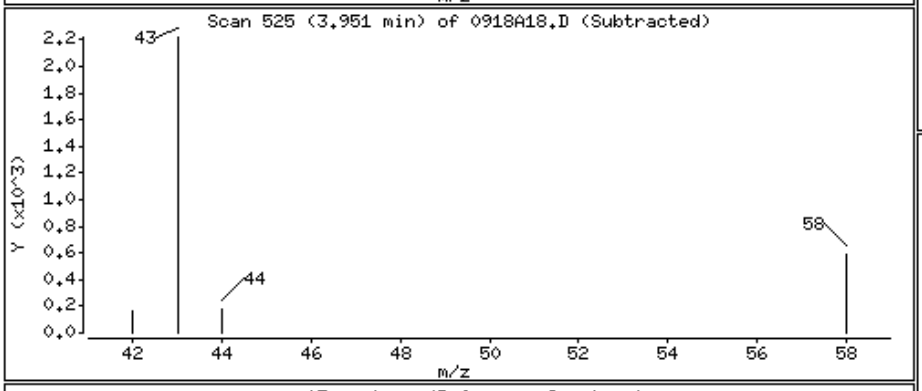

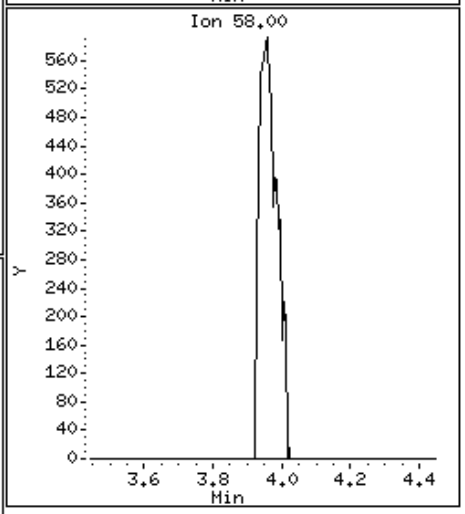

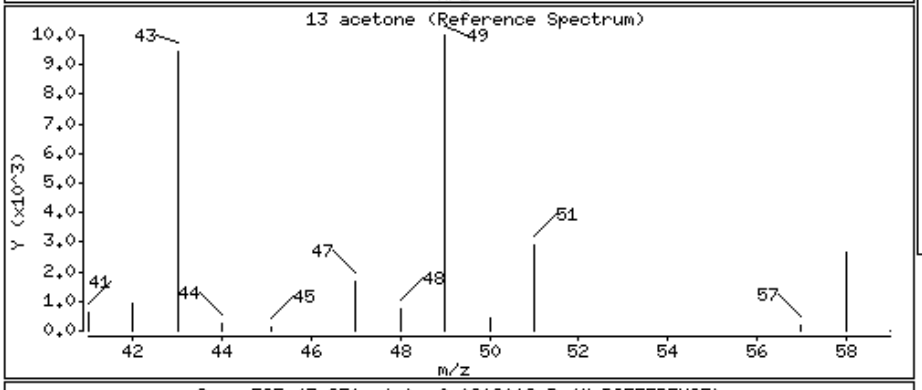

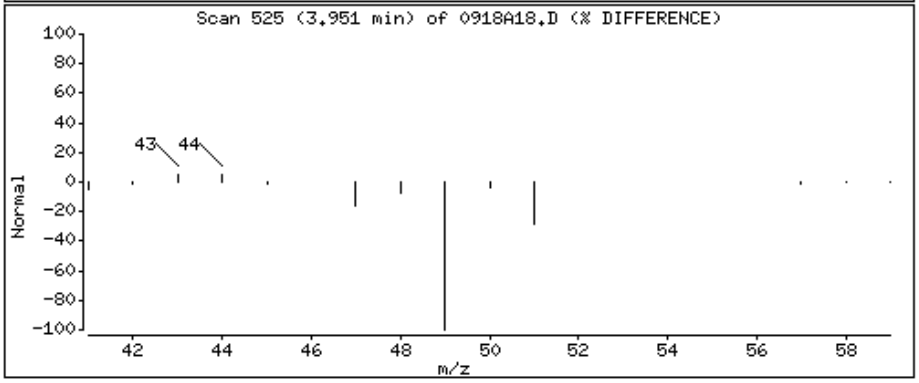

Data File: \\Orgserv2\ff\chem\GCMSVOA\Voa105.i\140918.b\0918A18.D

Date : 18-SEP-2014 16:42

Client ID:

Instrument: Voa105.i

Sample Info: l1421110-07,31,10,,a

Purge Volume: 10.0

Operator: PD

Column phase:

Column diameter: 0.18

43 trichloroethene

Concentration: 7.317 ngs

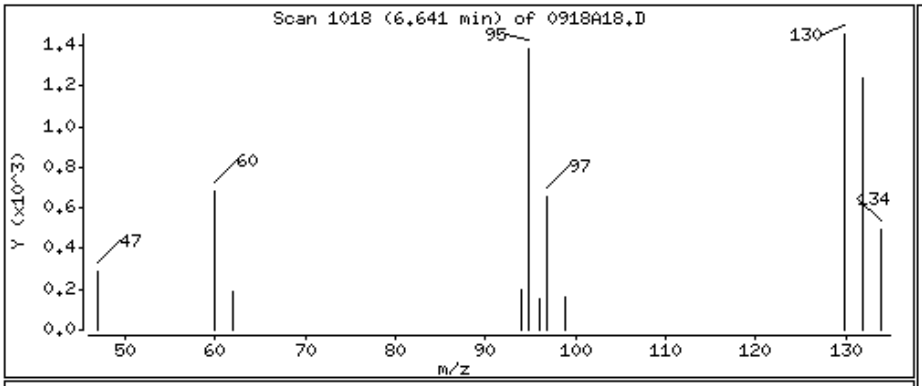

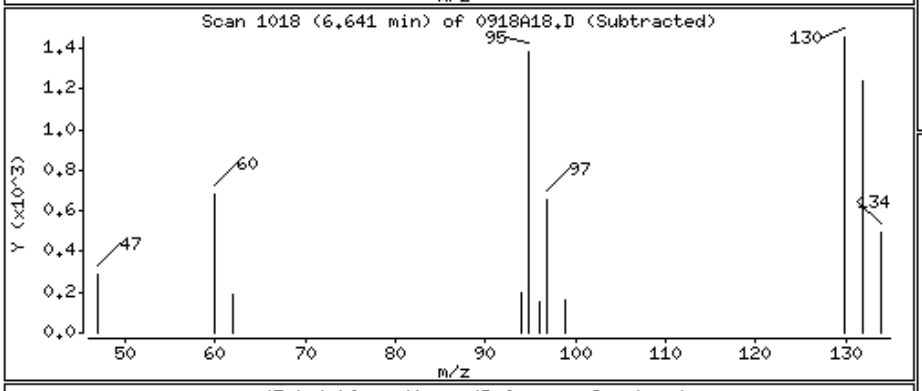

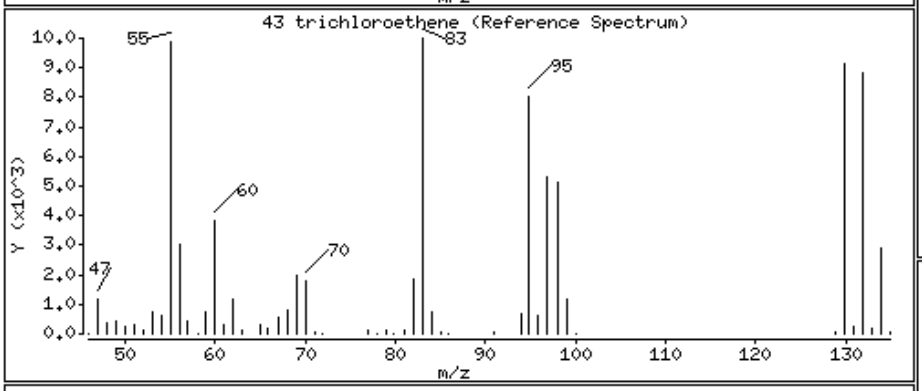

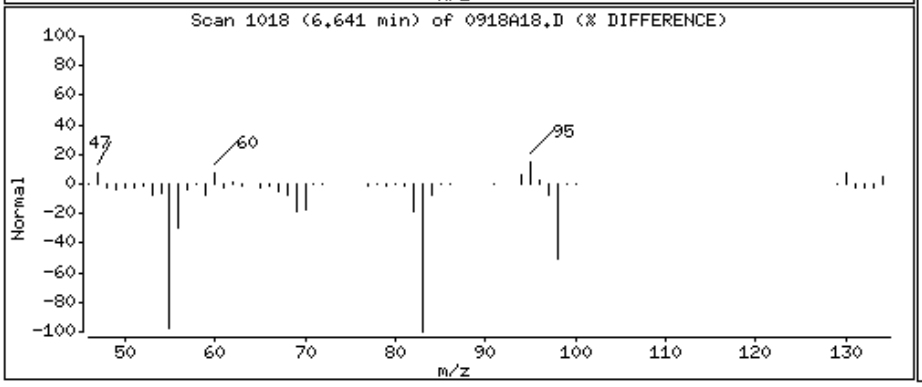

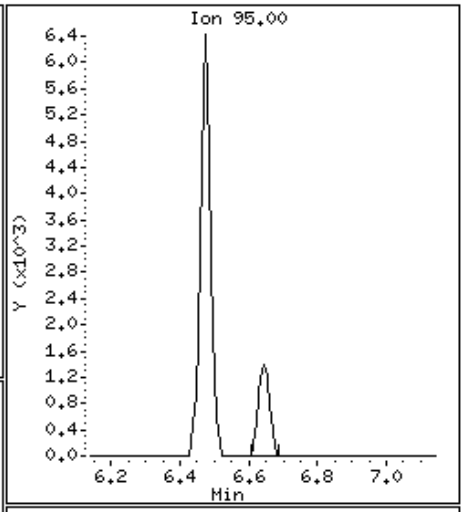

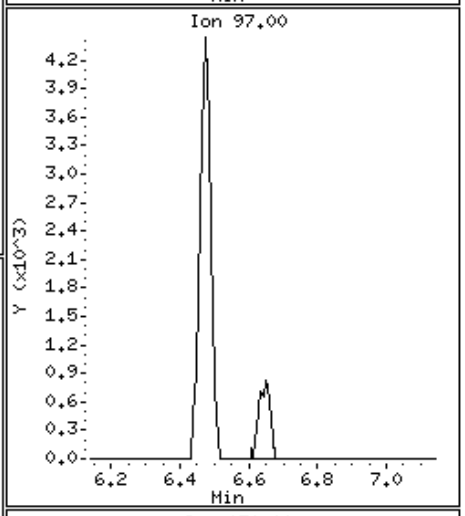

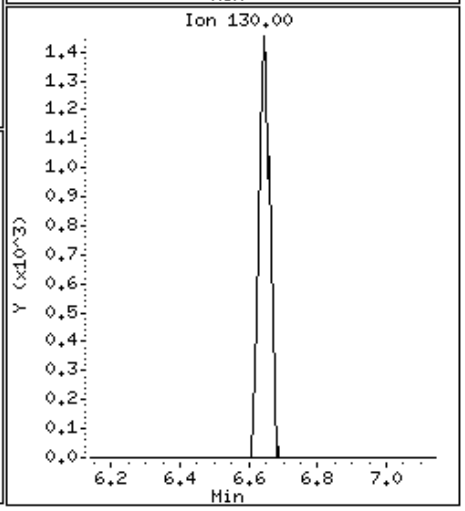

Alpha Analytical Labs

Manual Integration

Sample Info : l1421110-07,31,10,,a
wg723247,ical10058

Instrument ID : Voa105.i
Method : liq8260B.m
File : 0918A18.D
Injection Date : 18-SEP-2014 16:42
Quantitation : ISTD Integrator : HP RTE
Dilution Factor : 1.00 Sample Type: SAMPLE

This File has no version history.

//Orgserv2/ff/chem/GCMSVOA/Voa105.i/140918.b/original/0918A18.D

Alpha Analytical Labs

gc/ms voa - VOA105

Data file : \\Orgserv2\ff\chem\GCMSVOA\Voa105.i\140918.b\0918A19.D
Lab Smp Id:
Inj Date : 18-SEP-2014 17:10
Operator : PD Inst ID: Voa105.i
Smp Info : l1421110-08,31,10,,a
Misc Info : wg723247,ical10058
Comment :
Method : \\Orgserv2\ff\chem\GCMSVOA\Voa105.i\140918.b\liq8260B.m
Meth Date : 19-Sep-2014 08:22 pduczmalew Quant Type: ISTD
Cal Date : 04-SEP-2014 00:38 Cal File: 0903A13.D
Als bottle: 19
Dil Factor: 1.00000
Integrator: HP RTE Compound Sublist: NJTCL.sub
Target Version: 4.12
Processing Host: VIRTUALXP-76524

Concentration Formula: Amt * DF * CpndVariable
Cpnd Variable Local Compound Variable

	Compounds	QUANT SIG MASS	RT	EXP RT	REL RT	RESPONSE	CONCENTRATIONS ON-COLUMN (ngs)	FINAL (ngs)	REVIEW CODE
	1 dichlorodifluoromethane	85	Compound Not Detected.						
	2 chloromethane	50	Compound Not Detected.						
	3 vinyl chloride	62	Compound Not Detected.						
	4 bromomethane	94	Compound Not Detected.						
	5 chloroethane	64	Compound Not Detected.						
	6 trichlorofluoromethane	101	Compound Not Detected.						
	8 1,1,-dichloroethene	96	Compound Not Detected.						
	9 carbon disulfide	76	Compound Not Detected.						
	10 freon-113	101	3.356	3.356	(0.519)	1567	4.50066	4.500	
	11 methylene chloride	84	Compound Not Detected.						
	13 acetone	43	3.951	3.945	(0.611)	8803	107.613	107.613	
	14 trans-1,2-dichloroethene	96	Compound Not Detected.						
	15 Methyl Acetate	43	Compound Not Detected.						
	16 methyl tert butyl ether	73	Compound Not Detected.						
	19 1,1-dichloroethane	63	Compound Not Detected.						
	24 cis-1,2-dichloroethene	96	Compound Not Detected.						
	27 bromochloromethane	128	Compound Not Detected.						
	26 Cyclohexane	56	Compound Not Detected.						
	28 chloroform	83	5.468	5.462	(0.845)	5218	9.28603	9.286	
	30 carbontetrachloride	117	Compound Not Detected.						
$	32 dibromofluoromethane	113	5.648	5.648	(0.873)	36238	102.221	102.221	
	33 1,1,1-trichloroethane	97	Compound Not Detected.						
	34 2-butanone	43	Compound Not Detected.						
	36 benzene	78	Compound Not Detected.						
$	38 1,2-dichloroethane-d4	65	6.188	6.188	(0.956)	39156	115.590	115.589	
	39 1,2-dichloroethane	62	Compound Not Detected.						
*	41 flourobenzene	96	6.472	6.472	(1.000)	157581	100.000		
	42 methyl cyclohexane	83	Compound Not Detected.						

	Compounds	QUANT SIG MASS	RT	EXP RT	REL RT	RESPONSE	CONCENTRATIONS ON-COLUMN (ngs)	CONCENTRATIONS FINAL (ngs)	REVIEW CODE
	43 trichloroethene	95	6.652	6.641	(1.028)	2581	6.37262	6.372	
	46 1,2-dichloropropane	63	Compound Not Detected.						
	47 bromodichloromethane	83	Compound Not Detected.						
	49 1,4-Dioxane	88	Compound Not Detected.						
	52 cis-1,3-dichloropropene	75	Compound Not Detected.						
$	53 toluene-d8	98	8.179	8.180	(0.814)	152922	106.058	106.057	
	54 toluene	92	Compound Not Detected.						
	56 4-methyl-2-pentanone	58	Compound Not Detected.						
	55 tetrachloroethene	166	8.681	8.682	(0.864)	3402	8.57030	8.570	
	57 trans-1,3-dichloropropene	75	Compound Not Detected.						
	60 1,1,2-trichloroethane	83	Compound Not Detected.						
	61 chlorodibromomethane	129	Compound Not Detected.						
	64 1,2-dibromoethane	107	Compound Not Detected.						
	65 2-hexanone	43	Compound Not Detected.						
*	66 chlorobenzene-d5	117	10.046	10.040	(1.000)	130197	100.000		
	67 chlorobenzene	112	Compound Not Detected.						
	68 ethyl benzene	91	Compound Not Detected.						
	70 p/m xylene	106	Compound Not Detected.						
	71 o xylene	106	Compound Not Detected.						
	72 styrene	104	Compound Not Detected.						
	73 bromoform	173	Compound Not Detected.						
	74 isopropylbenzene	105	Compound Not Detected.						
$	75 4-bromofluorobenzene	95	11.470	11.470	(0.907)	68072	85.4580	85.458	
	79 1,1,2,2,-tetrachloroethane	83	Compound Not Detected.						
	92 1,3-dichlorobenzene	146	Compound Not Detected.						
*	93 1,4-dichlorobenzene-d4	152	12.643	12.643	(1.000)	76833	100.000		
	94 1,4-dichlorobenzene	146	Compound Not Detected.						
	97 1,2-dichlorobenzene	146	Compound Not Detected.						
	99 1,2-dibromo-3-chloropropane	75	Compound Not Detected.						
	102 1,2,4-trichlorobenzene	180	Compound Not Detected.						
	104 1,2,3-trichlorobenzene	180	Compound Not Detected.						

Alpha Analytical Labs

gc/ms voa - VOA105

Data file : \\Orgserv2\ff\chem\GCMSVOA\Voa105.i\140918.b\0918A19.D
Lab Smp Id:
Inj Date : 18-SEP-2014 17:10
Operator : PD Inst ID: Voa105.i
Smp Info : l1421110-08,31,10,,a
Misc Info : wg723247,ical10058
Comment :
Method : \\Orgserv2\ff\chem\GCMSVOA\Voa105.i\140918.b\liq8260B.m
Meth Date : 19-Sep-2014 08:22 pduczmalew Quant Type: ISTD
Cal Date : 04-SEP-2014 00:38 Cal File: 0903A13.D
Als bottle: 19
Dil Factor: 1.00000
Integrator: HP RTE Compound Sublist: NJTCL.sub
Target Version: 4.12
Processing Host: VIRTUALXP-76524

- NO TENTATIVELY IDENTIFIED COMPOUNDS -

Alpha Analytical Labs

INTERNAL STANDARD COMPOUNDS
AREA AND RT SUMMARY

Instrument ID: Voa105.i
Lab File ID: 0918A19.D
Lab Smp Id:
Analysis Type: VOA
Quant Type: ISTD
Operator: PD
Method File: \\Orgserv2\ff\chem\GCMSVOA\Voa105.i\140918.b\liq8260B.m
Misc Info: wg723247,ical10058

Calibration Date: 18-SEP-2014
Calibration Time: 09:14
Level: LOW
Sample Type: WATER

Test Mode:
Use Last Continuing Calibrator.
If Continuing Cal. use Initial Cal. Level 3

COMPOUND	STANDARD	AREA LIMIT LOWER	AREA LIMIT UPPER	SAMPLE	%DIFF
41 flourobenzene	226023	113012	452046	157581	-30.28
66 chlorobenzene-d5	206903	103452	413806	130197	-37.07
93 1,4-dichlorobenze	132435	66218	264870	76833	-41.98

COMPOUND	STANDARD	RT LIMIT LOWER	RT LIMIT UPPER	SAMPLE	%DIFF
41 flourobenzene	6.47	5.97	6.97	6.47	-0.00
66 chlorobenzene-d5	10.04	9.54	10.54	10.05	0.05
93 1,4-dichlorobenze	12.64	12.14	13.14	12.64	-0.00

AREA UPPER LIMIT = +100% of internal standard area.
AREA LOWER LIMIT = - 50% of internal standard area.
RT UPPER LIMIT = + 0.50 minutes of internal standard RT.
RT LOWER LIMIT = - 0.50 minutes of internal standard RT.

Alpha Analytical Labs

RECOVERY REPORT

Client Name: Client SDG: SDGa00307
Sample Matrix: LIQUID Fraction: VOA
Lab Smp Id:
Level: LOW Operator: PD
Data Type: MS DATA SampleType: SAMPLE
SpikeList File: curveall.spk Quant Type: ISTD
Sublist File: NJTCL.sub
Method File: \\Orgserv2\ff\chem\GCMSVOA\Voa105.i\140918.b\liq8260B.m
Misc Info: wg723247,ical10058

SURROGATE COMPOUND	AMOUNT ADDED ngs	AMOUNT RECOVERED ngs	% RECOVERED	LIMITS
$ 32 dibromofluorometha	100.000	102.221	102.22	70-130
$ 38 1,2-dichloroethane	100.000	115.589	115.59	70-130
$ 53 toluene-d8	100.000	106.057	106.06	70-130
$ 75 4-bromofluorobenze	100.000	85.458	85.46	70-130

Data File: \\Orgserv2\ff\chem\GCMSVOA\Voa105.i\140918.b\0918A19.D
Date : 18-SEP-2014 17:10
Client ID:
Instrument: Voa105.i
Sample Info: 11421110-08,31,10,,a
Purge Volume: 10.0
Operator: PD
Column phase:
Column diameter: 0.18

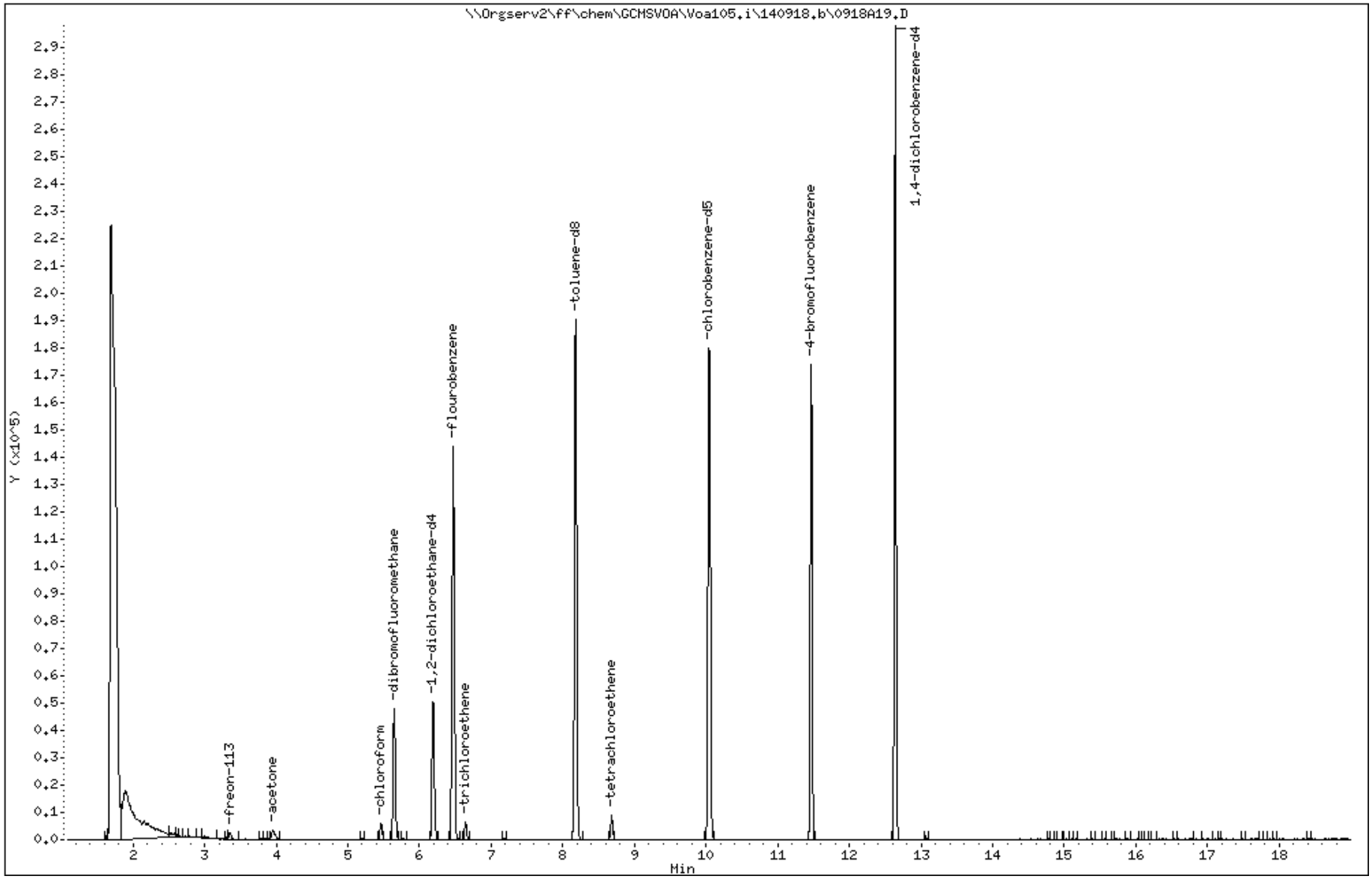

Data File: \\Orgserv2\ff\chem\GCMSVOA\Voa105.i\140918.b\0918A19.D

Date : 18-SEP-2014 17:10

Client ID:

Instrument: Voa105.i

Sample Info: l1421110-08,31,10,,a

Purge Volume: 10.0

Operator: PD

Column phase:

Column diameter: 0.18

10 freon-113

Concentration: 4.500 ngs

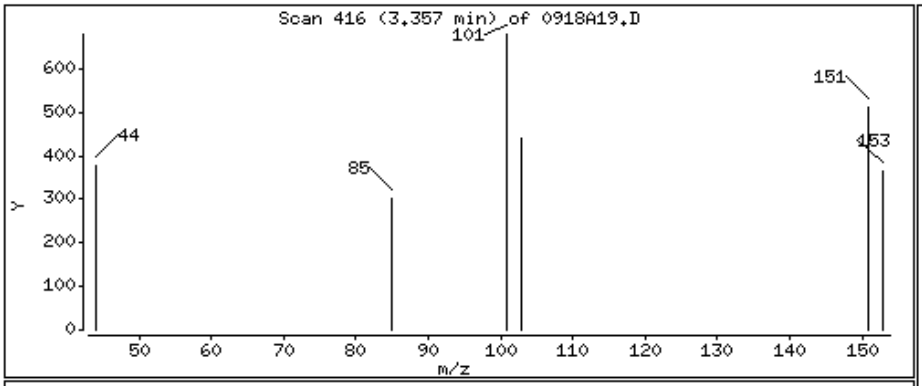

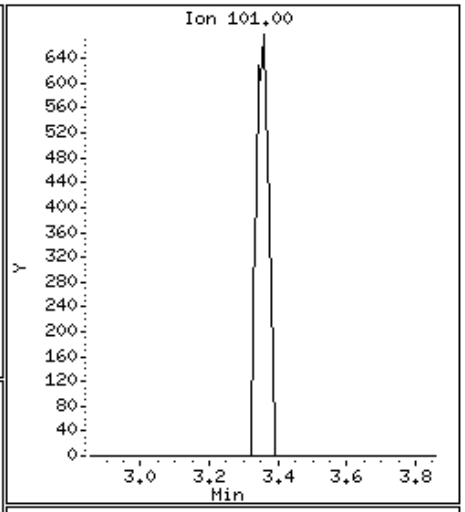

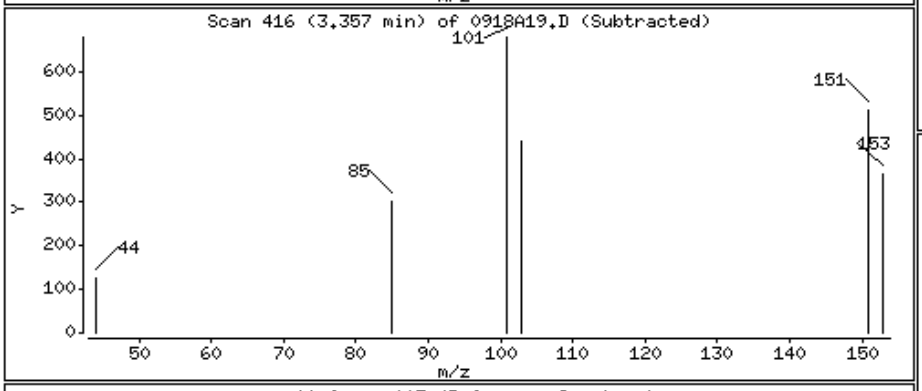

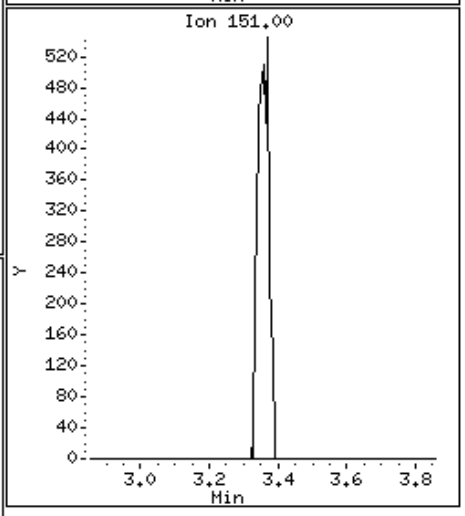

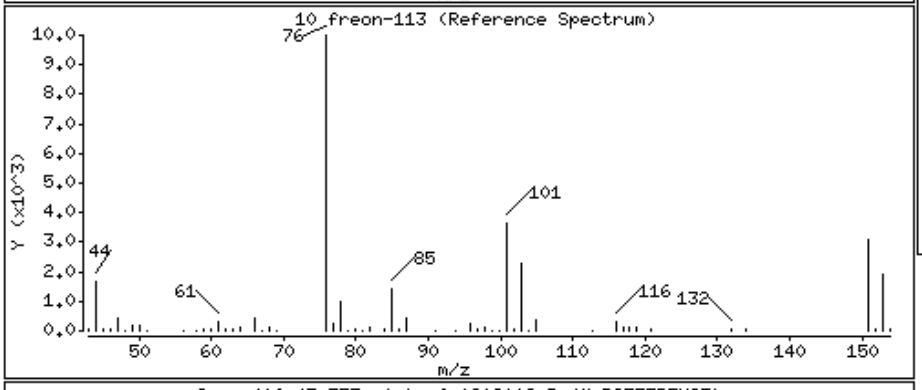

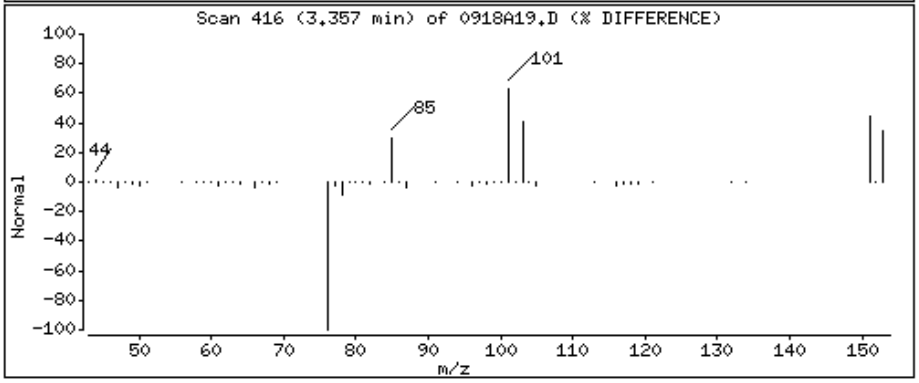

Data File: \\Orgserv2\ff\chem\GCMSVOA\Voa105.i\140918.b\0918A19.D

Date : 18-SEP-2014 17:10

Client ID:

Instrument: Voa105.i

Sample Info: l1421110-08,31,10,,a

Purge Volume: 10.0

Operator: PD

Column phase:

Column diameter: 0.18

13 acetone

Concentration: 107.613 ngs

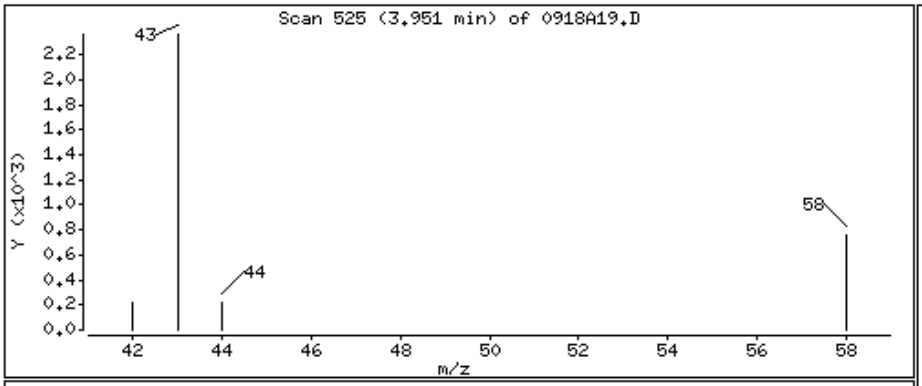

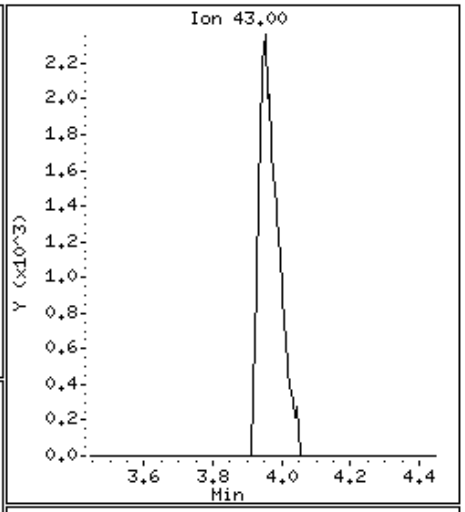

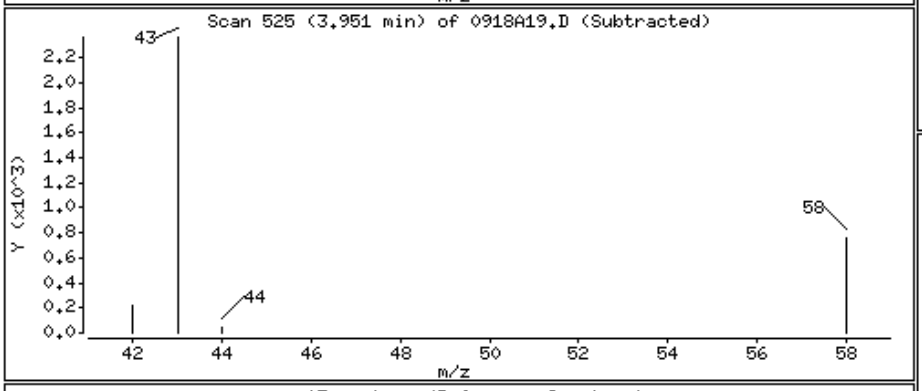

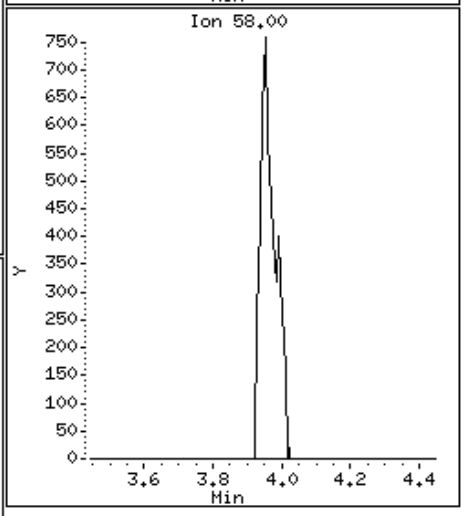

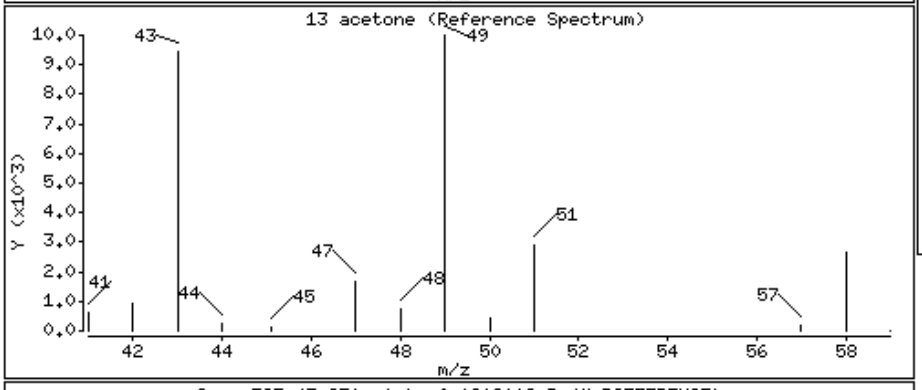

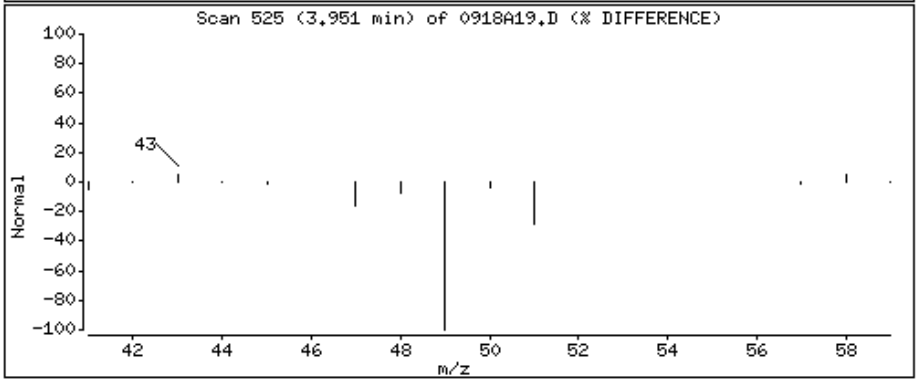

Data File: \\Orgserv2\ff\chem\GCMSVOA\Voa105.i\140918.b\0918A19.D

Date : 18-SEP-2014 17:10

Client ID:

Instrument: Voa105.i

Sample Info: l1421110-08,31,10,,a

Purge Volume: 10.0

Operator: PD

Column phase:

Column diameter: 0.18

28 chloroform

Concentration: 9.286 ngs

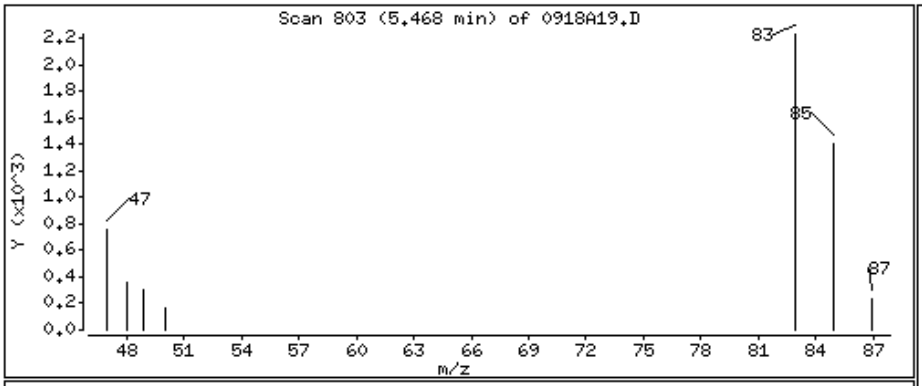

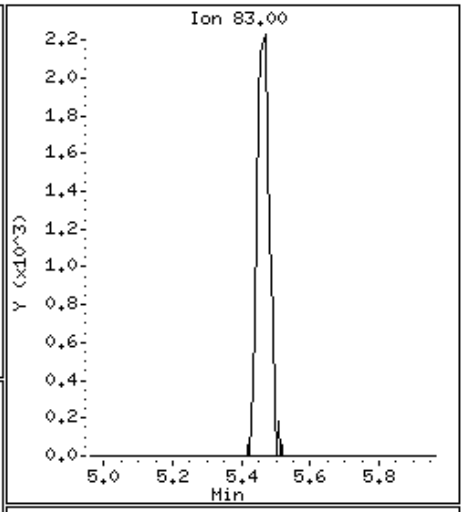

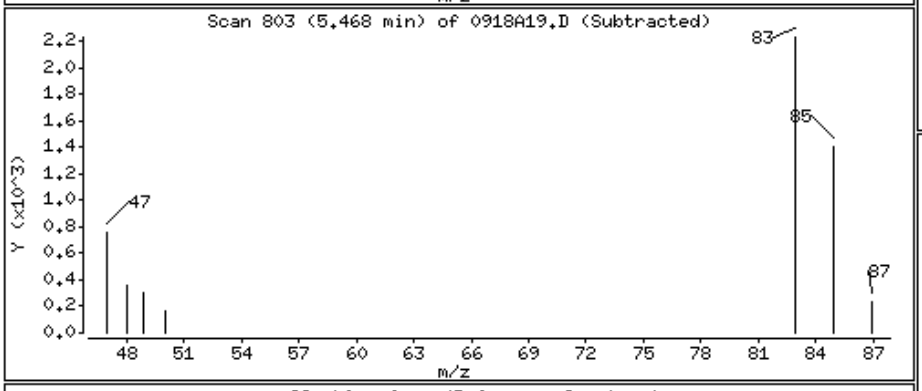

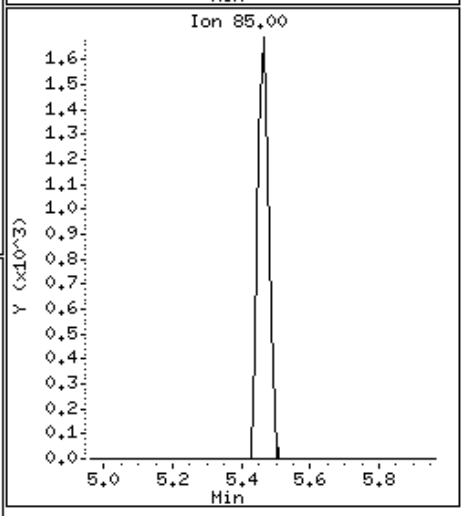

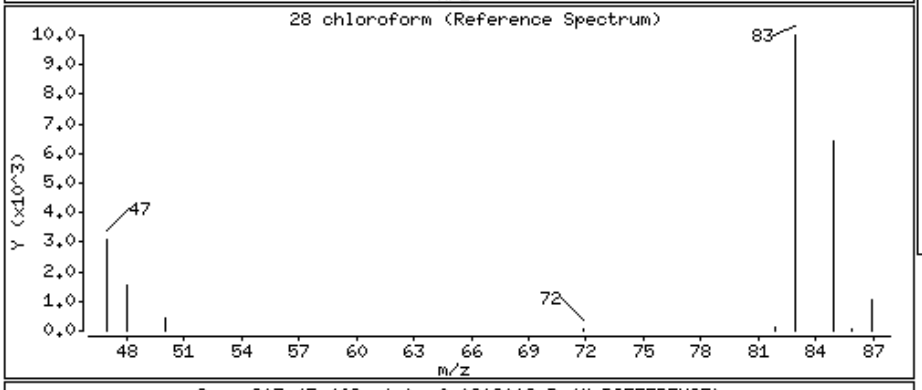

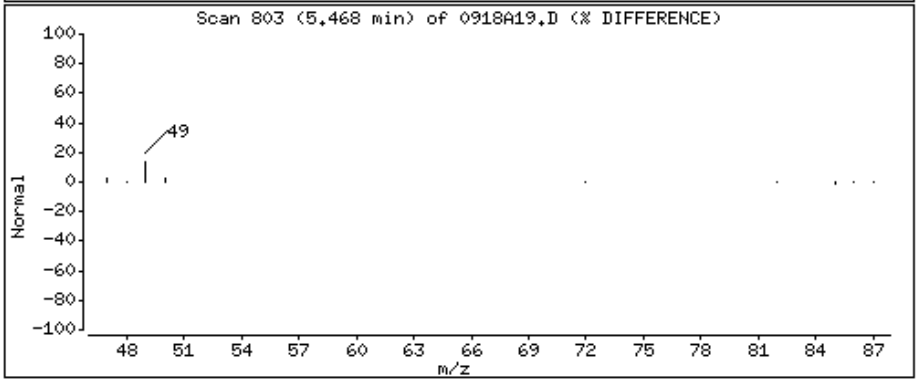

Data File: \\Orgserv2\ff\chem\GCMSVOA\Voa105.i\140918.b\0918A19.D

Date : 18-SEP-2014 17:10

Client ID:

Instrument: Voa105.i

Sample Info: l1421110-08,31,10,,a

Purge Volume: 10.0

Operator: PD

Column phase:

Column diameter: 0.18

43 trichloroethene

Concentration: 6.372 ngs

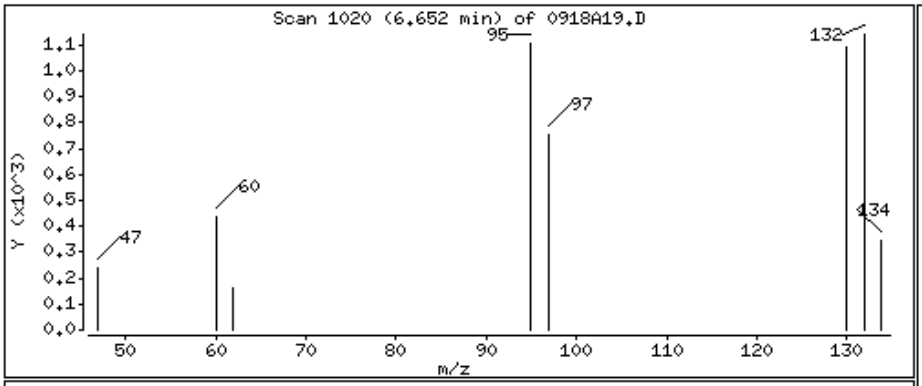

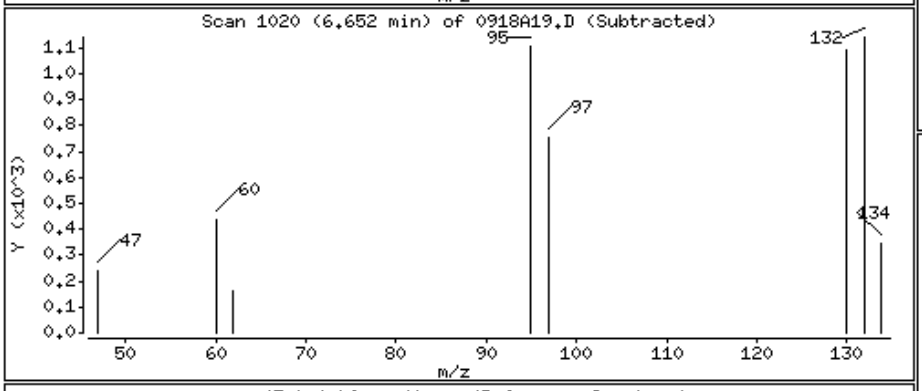

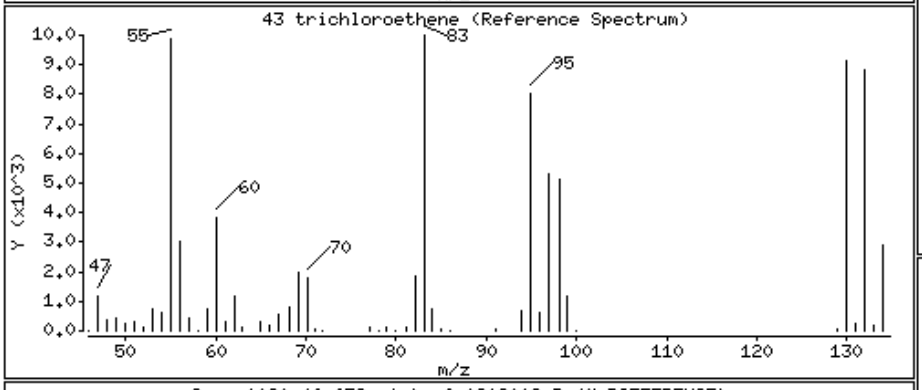

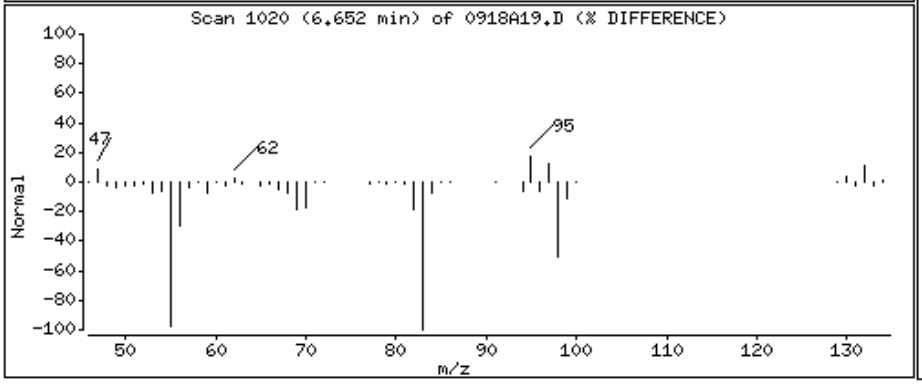

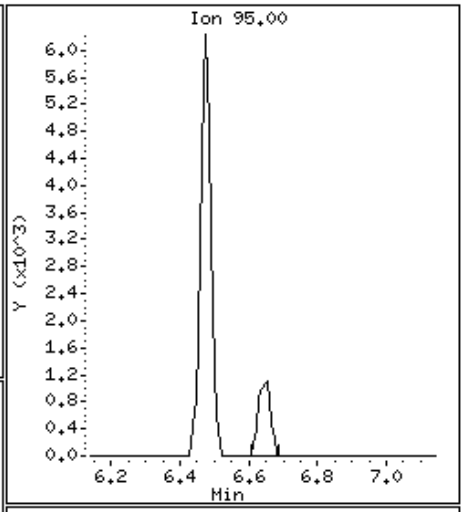

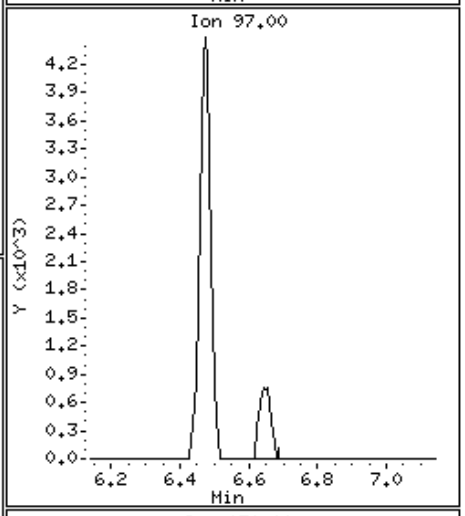

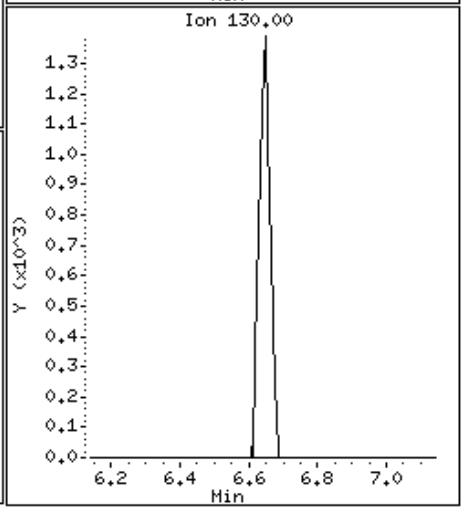

Data File: \\Orgserv2\ff\chem\GCMSVOA\Voa105.i\140918.b\0918A19.D

Date : 18-SEP-2014 17:10

Client ID:

Instrument: Voa105.i

Sample Info: l1421110-08,31,10,,a

Purge Volume: 10.0

Operator: PD

Column phase:

Column diameter: 0.18

55 tetrachloroethene

Concentration: 8.570 ngs

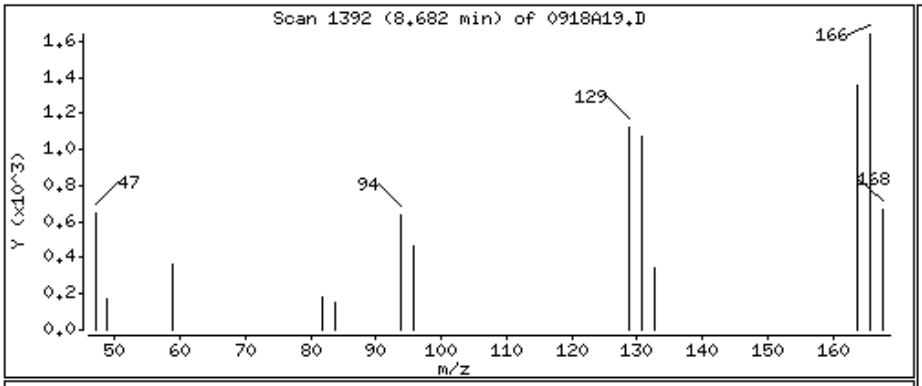

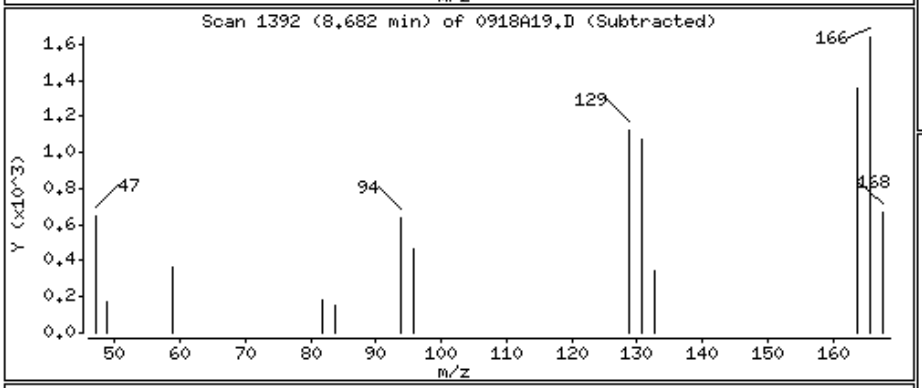

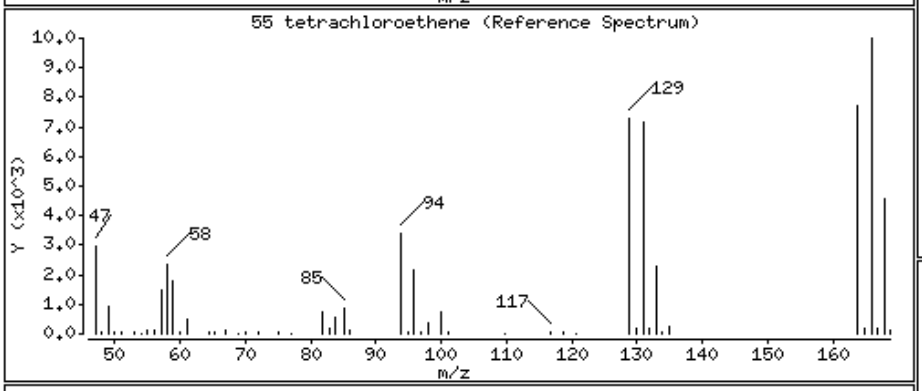

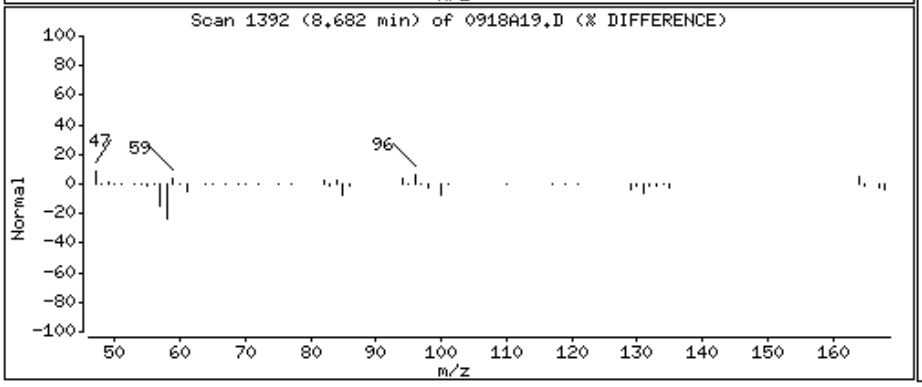

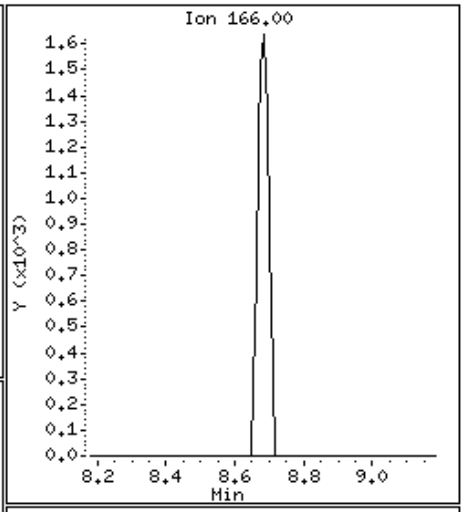

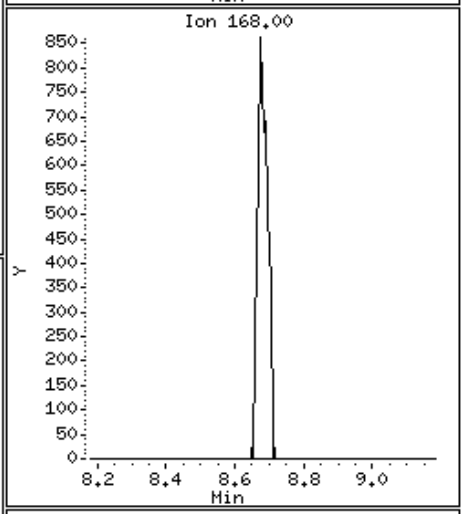

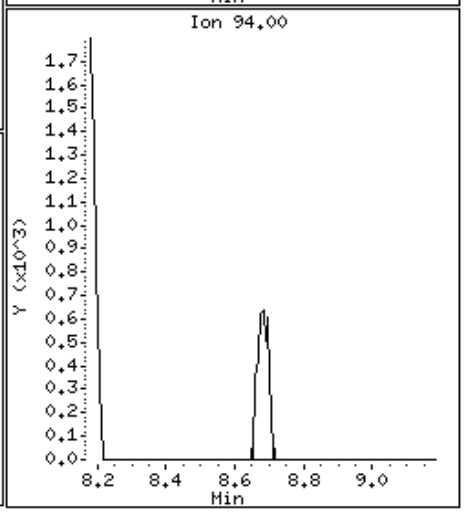

Alpha Analytical Labs

Manual Integration

Sample Info	: l1421110-08,31,10,,a wg723247,ical10058		
Instrument ID	: Voa105.i		
Method	: liq8260B.m		
File	: 0918A19.D		
Injection Date	: 18-SEP-2014 17:10		
Quantitation	: ISTD	Integrator :	HP RTE
Dilution Factor	: 1.00	Sample Type:	SAMPLE

This File has no version history.

//Orgserv2/ff/chem/GCMSVOA/Voa105.i/140918.b/original/0918A19.D

Alpha Analytical Labs

gc/ms voa - VOA105

Data file : \\Orgserv2\ff\chem\GCMSVOA\Voa105.i\140918.b\0918A20.D
Lab Smp Id:
Inj Date : 18-SEP-2014 17:38
Operator : PD Inst ID: Voa105.i
Smp Info : l1421110-09,31,10,,a
Misc Info : wg723247,ical10058
Comment :
Method : \\Orgserv2\ff\chem\GCMSVOA\Voa105.i\140918.b\liq8260B.m
Meth Date : 19-Sep-2014 08:22 pduczmalew Quant Type: ISTD
Cal Date : 04-SEP-2014 00:38 Cal File: 0903A13.D
Als bottle: 20
Dil Factor: 1.00000
Integrator: HP RTE Compound Sublist: NJTCL.sub
Target Version: 4.12
Processing Host: VIRTUALXP-76524

Concentration Formula: Amt * DF * CpndVariable
Cpnd Variable Local Compound Variable

			QUANT SIG					CONCENTRATIONS ON-COLUMN	FINAL	
		Compounds	MASS	RT	EXP RT	REL RT	RESPONSE	(ngs)	(ngs)	REVIEW CODE
	1	dichlorodifluoromethane	85	Compound Not Detected.						
	2	chloromethane	50	Compound Not Detected.						
	3	vinyl chloride	62	Compound Not Detected.						
	4	bromomethane	94	Compound Not Detected.						
	5	chloroethane	64	Compound Not Detected.						
	6	trichlorofluoromethane	101	Compound Not Detected.						
	8	1,1,-dichloroethene	96	Compound Not Detected.						
	9	carbon disulfide	76	Compound Not Detected.						
	10	freon-113	101	3.356	3.356	(0.519)	386	1.15044	1.150	
	11	methylene chloride	84	Compound Not Detected.						
	13	acetone	43	3.951	3.945	(0.611)	8046	102.066	102.066	
	14	trans-1,2-dichloroethene	96	Compound Not Detected.						
	15	Methyl Acetate	43	Compound Not Detected.						
	16	methyl tert butyl ether	73	Compound Not Detected.						
	19	1,1-dichloroethane	63	Compound Not Detected.						
	24	cis-1,2-dichloroethene	96	Compound Not Detected.						
	27	bromochloromethane	128	Compound Not Detected.						
	26	Cyclohexane	56	Compound Not Detected.						
	28	chloroform	83	5.462	5.462	(0.844)	2984	5.51054	5.510	
	30	carbontetrachloride	117	Compound Not Detected.						
$	32	dibromofluoromethane	113	5.648	5.648	(0.873)	34850	102.012	102.011	
	33	1,1,1-trichloroethane	97	Compound Not Detected.						
	34	2-butanone	43	Compound Not Detected.						
	36	benzene	78	Compound Not Detected.						
$	38	1,2-dichloroethane-d4	65	6.188	6.188	(0.956)	37317	114.313	114.313	
	39	1,2-dichloroethane	62	Compound Not Detected.						
*	41	flourobenzene	96	6.472	6.472	(1.000)	151857	100.000		
	42	methyl cyclohexane	83	Compound Not Detected.						

	Compounds	QUANT SIG MASS	RT	EXP RT	REL RT	RESPONSE	CONCENTRATIONS ON-COLUMN (ngs)	CONCENTRATIONS FINAL (ngs)	REVIEW CODE
	43 trichloroethene	95	6.646	6.641	(1.027)	2870	7.35328	7.353	
	46 1,2-dichloropropane	63	Compound Not Detected.						
	47 bromodichloromethane	83	Compound Not Detected.						
	49 1,4-Dioxane	88	Compound Not Detected.						
	52 cis-1,3-dichloropropene	75	Compound Not Detected.						
$	53 toluene-d8	98	8.180	8.180	(0.814)	149826	106.171	106.170	
	54 toluene	92	Compound Not Detected.						
	56 4-methyl-2-pentanone	58	Compound Not Detected.						
	55 tetrachloroethene	166	Compound Not Detected.						
	57 trans-1,3-dichloropropene	75	Compound Not Detected.						
	60 1,1,2-trichloroethane	83	Compound Not Detected.						
	61 chlorodibromomethane	129	Compound Not Detected.						
	64 1,2-dibromoethane	107	Compound Not Detected.						
	65 2-hexanone	43	Compound Not Detected.						
*	66 chlorobenzene-d5	117	10.046	10.040	(1.000)	127425	100.000		
	67 chlorobenzene	112	Compound Not Detected.						
	68 ethyl benzene	91	Compound Not Detected.						
	70 p/m xylene	106	Compound Not Detected.						
	71 o xylene	106	Compound Not Detected.						
	72 styrene	104	Compound Not Detected.						
	73 bromoform	173	Compound Not Detected.						
	74 isopropylbenzene	105	Compound Not Detected.						
$	75 4-bromofluorobenzene	95	11.470	11.470	(0.907)	65347	84.7141	84.714	
	79 1,1,2,2,-tetrachloroethane	83	Compound Not Detected.						
	92 1,3-dichlorobenzene	146	Compound Not Detected.						
*	93 1,4-dichlorobenzene-d4	152	12.643	12.643	(1.000)	74405	100.000		
	94 1,4-dichlorobenzene	146	Compound Not Detected.						
	97 1,2-dichlorobenzene	146	Compound Not Detected.						
	99 1,2-dibromo-3-chloropropane	75	Compound Not Detected.						
	102 1,2,4-trichlorobenzene	180	Compound Not Detected.						
	104 1,2,3-trichlorobenzene	180	Compound Not Detected.						

Alpha Analytical Labs

gc/ms voa - VOA105

Data file : \\Orgserv2\ff\chem\GCMSVOA\Voa105.i\140918.b\0918A20.D
Lab Smp Id:
Inj Date : 18-SEP-2014 17:38
Operator : PD Inst ID: Voa105.i
Smp Info : l1421110-09,31,10,,a
Misc Info : wg723247,ical10058
Comment :
Method : \\Orgserv2\ff\chem\GCMSVOA\Voa105.i\140918.b\liq8260B.m
Meth Date : 19-Sep-2014 08:22 pduczmalew Quant Type: ISTD
Cal Date : 04-SEP-2014 00:38 Cal File: 0903A13.D
Als bottle: 20
Dil Factor: 1.00000
Integrator: HP RTE Compound Sublist: NJTCL.sub
Target Version: 4.12
Processing Host: VIRTUALXP-76524

- NO TENTATIVELY IDENTIFIED COMPOUNDS -

Alpha Analytical Labs

INTERNAL STANDARD COMPOUNDS
AREA AND RT SUMMARY

Instrument ID: Voa105.i
Lab File ID: 0918A20.D
Lab Smp Id:
Analysis Type: VOA
Quant Type: ISTD
Operator: PD
Method File: \\Orgserv2\ff\chem\GCMSVOA\Voa105.i\140918.b\liq8260B.m
Misc Info: wg723247,ical10058

Calibration Date: 18-SEP-2014
Calibration Time: 09:14
Level: LOW
Sample Type: WATER

Test Mode:
Use Last Continuing Calibrator.
If Continuing Cal. use Initial Cal. Level 3

COMPOUND	STANDARD	AREA LIMIT LOWER	AREA LIMIT UPPER	SAMPLE	%DIFF
41 flourobenzene	226023	113012	452046	151857	-32.81
66 chlorobenzene-d5	206903	103452	413806	127425	-38.41
93 1,4-dichlorobenze	132435	66218	264870	74405	-43.82

COMPOUND	STANDARD	RT LIMIT LOWER	RT LIMIT UPPER	SAMPLE	%DIFF
41 flourobenzene	6.47	5.97	6.97	6.47	-0.00
66 chlorobenzene-d5	10.04	9.54	10.54	10.05	0.05
93 1,4-dichlorobenze	12.64	12.14	13.14	12.64	-0.00

AREA UPPER LIMIT = +100% of internal standard area.
AREA LOWER LIMIT = - 50% of internal standard area.
RT UPPER LIMIT = + 0.50 minutes of internal standard RT.
RT LOWER LIMIT = - 0.50 minutes of internal standard RT.

Alpha Analytical Labs

RECOVERY REPORT

Client Name: Client SDG: SDGa00307
Sample Matrix: LIQUID Fraction: VOA
Lab Smp Id:
Level: LOW Operator: PD
Data Type: MS DATA SampleType: SAMPLE
SpikeList File: curveall.spk Quant Type: ISTD
Sublist File: NJTCL.sub
Method File: \\Orgserv2\ff\chem\GCMSVOA\Voa105.i\140918.b\liq8260B.m
Misc Info: wg723247,ical10058

SURROGATE COMPOUND	AMOUNT ADDED ngs	AMOUNT RECOVERED ngs	% RECOVERED	LIMITS
$ 32 dibromofluorometha	100.000	102.011	102.01	70-130
$ 38 1,2-dichloroethane	100.000	114.313	114.31	70-130
$ 53 toluene-d8	100.000	106.170	106.17	70-130
$ 75 4-bromofluorobenze	100.000	84.714	84.71	70-130

Data File: \\Orgserv2\ff\chem\GCMSVOA\Voa105.i\140918.b\0918A20.D
Date : 18-SEP-2014 17:38
Client ID:
Sample Info: 11421110-09,31,10,,a
Purge Volume: 10.0
Column phase:

Instrument: Voa105.i
Operator: PD
Column diameter: 0.18

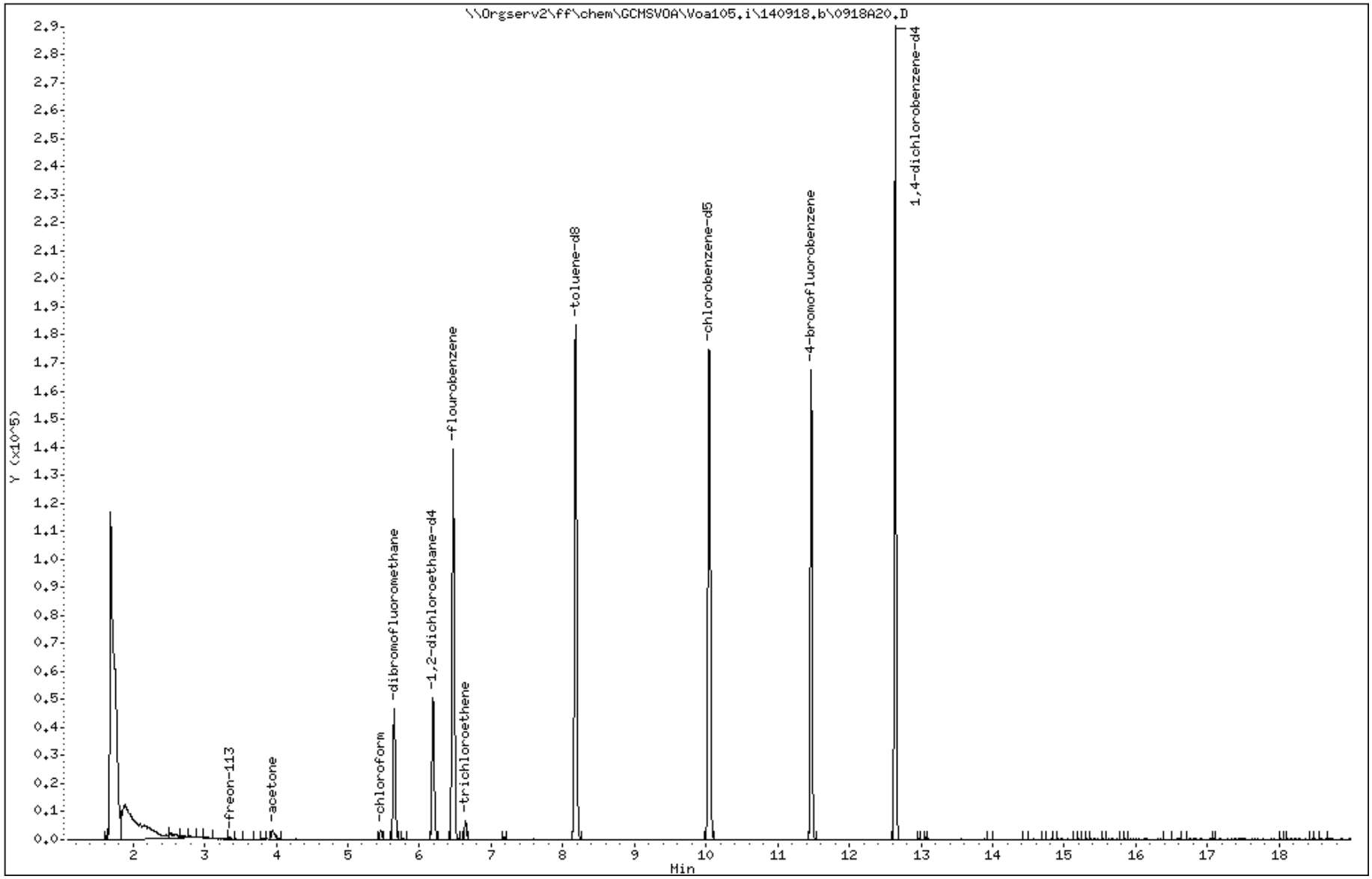

Data File: \\Orgserv2\ff\chem\GCMSVOA\Voa105.i\140918.b\0918A20.D

Date : 18-SEP-2014 17:38

Client ID:

Instrument: Voa105.i

Sample Info: l1421110-09,31,10,,a

Purge Volume: 10.0

Operator: PD

Column phase:

Column diameter: 0.18

10 freon-113

Concentration: 1.150 ngs

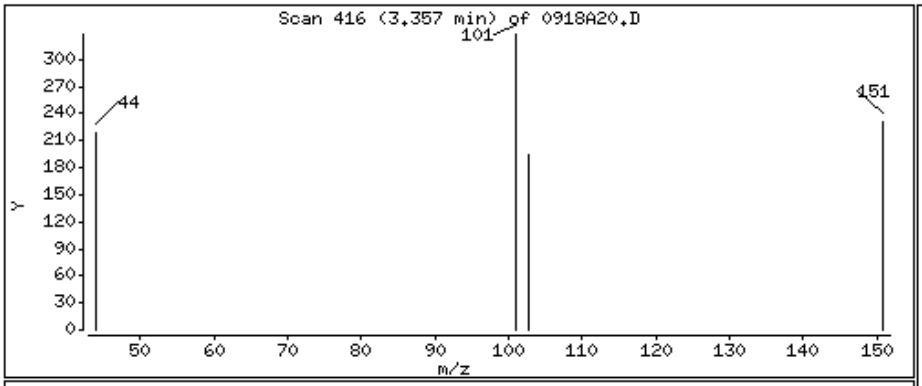

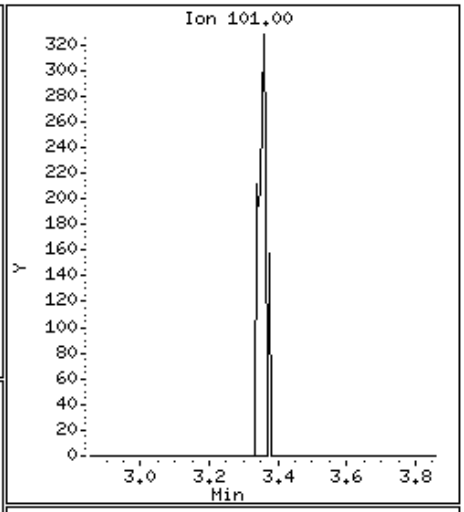

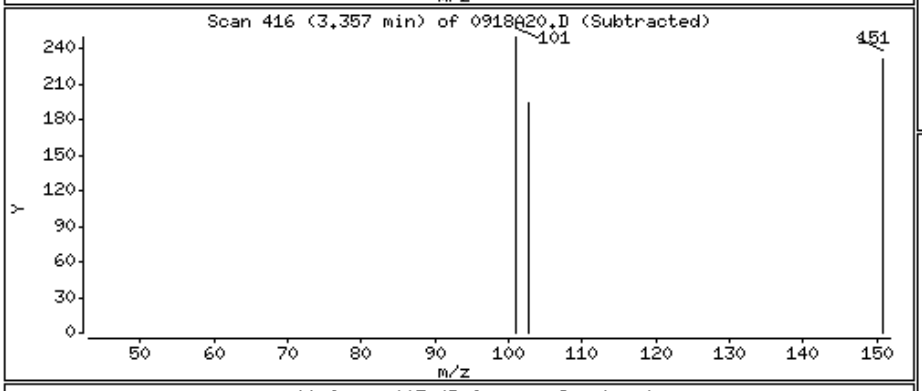

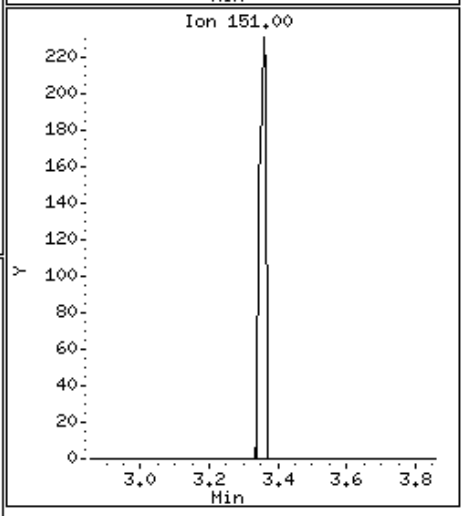

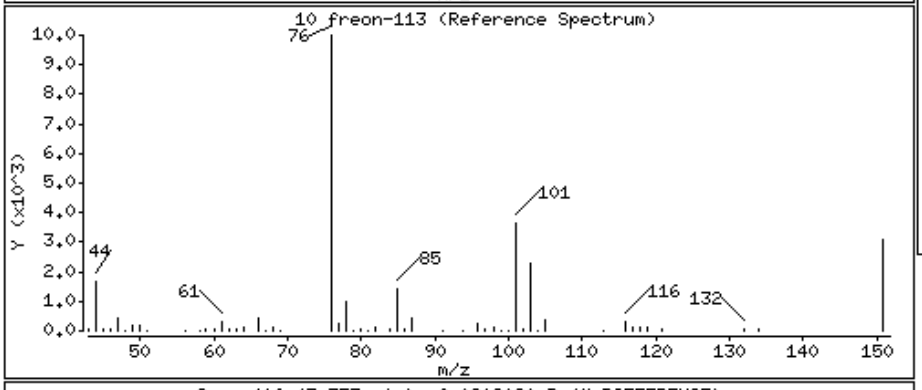

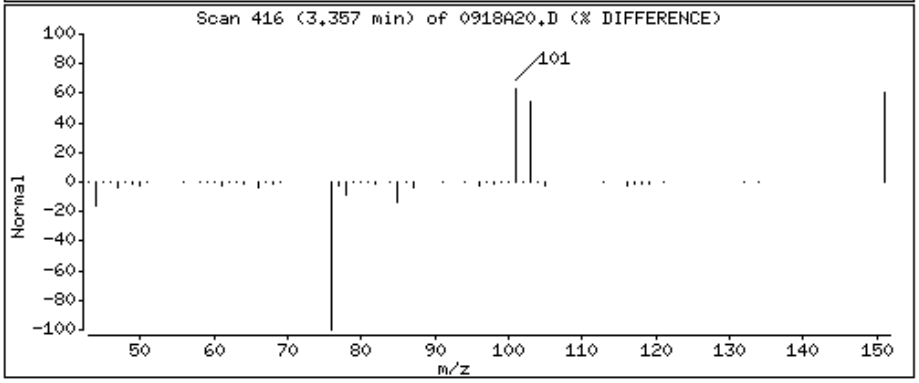

Data File: \\Orgserv2\ff\chem\GCMSVOA\Voa105.i\140918.b\0918A20.D

Date : 18-SEP-2014 17:38

Client ID:

Instrument: Voa105.i

Sample Info: l1421110-09,31,10,,a

Purge Volume: 10.0

Operator: PD

Column phase:

Column diameter: 0.18

13 acetone

Concentration: 102.066 ngs

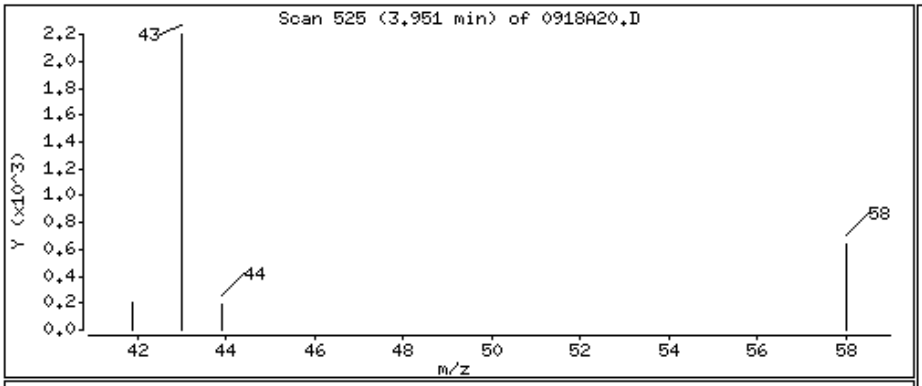

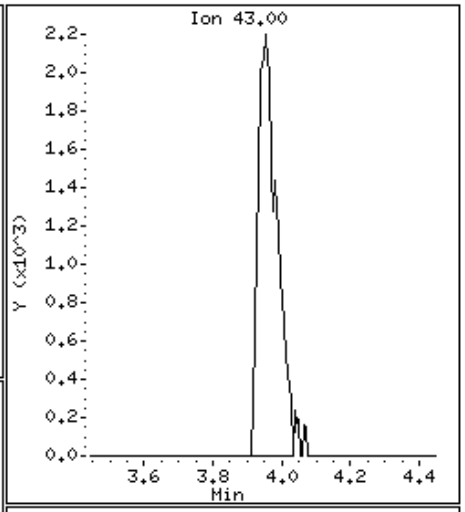

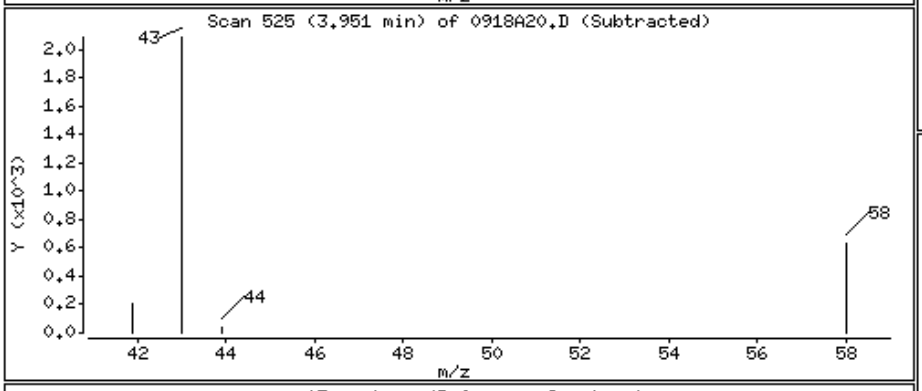

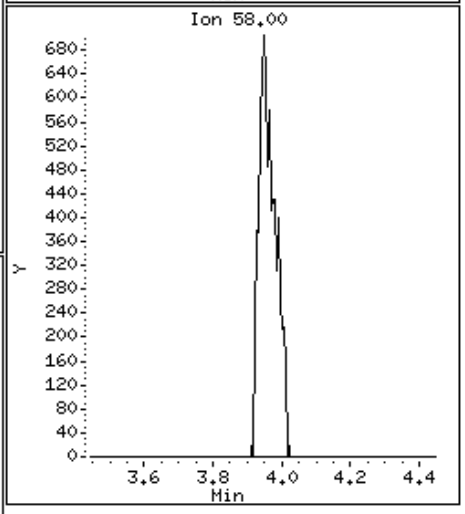

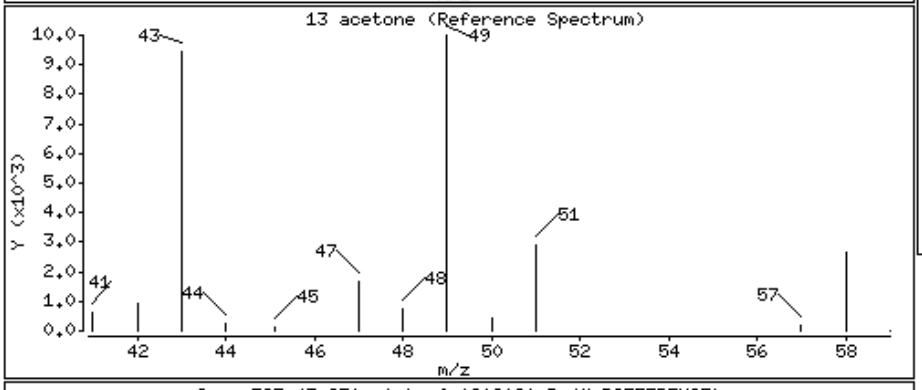

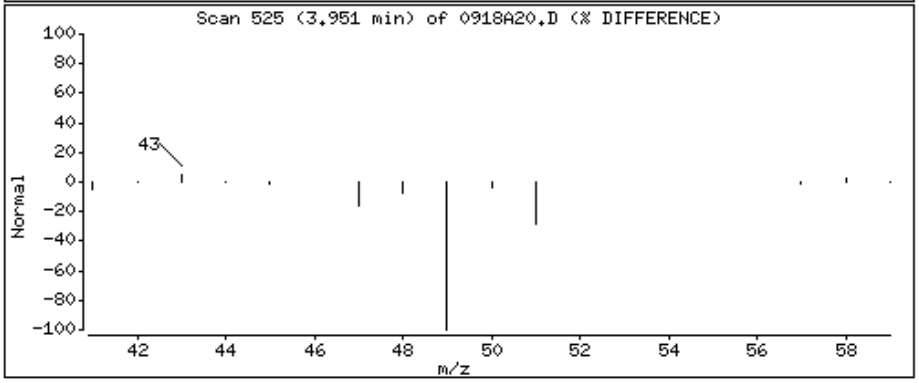

Data File: \\Orgserv2\ff\chem\GCMSVOA\Voa105.i\140918.b\0918A20.D

Date : 18-SEP-2014 17:38

Client ID:

Instrument: Voa105.i

Sample Info: l1421110-09,31,10,,a

Purge Volume: 10.0

Operator: PD

Column phase:

Column diameter: 0.18

28 chloroform

Concentration: 5.510 ngs

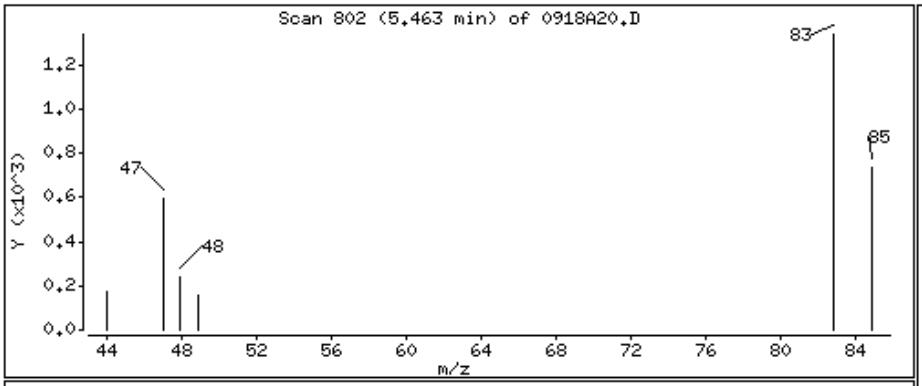

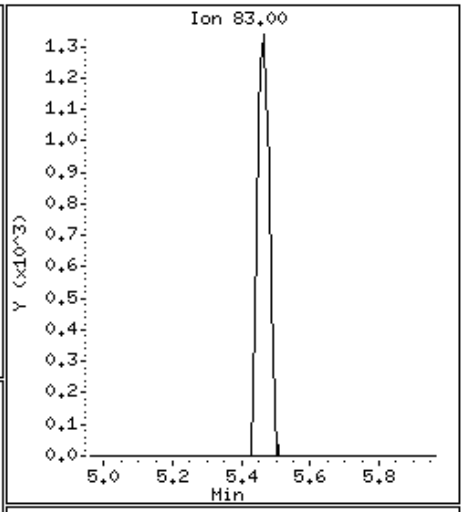

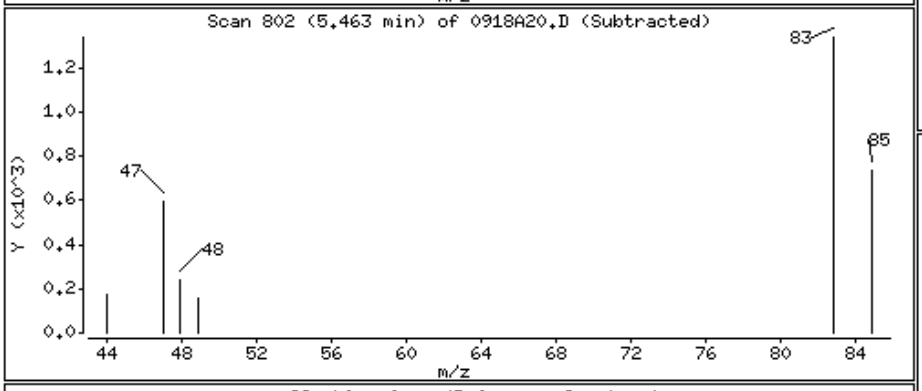

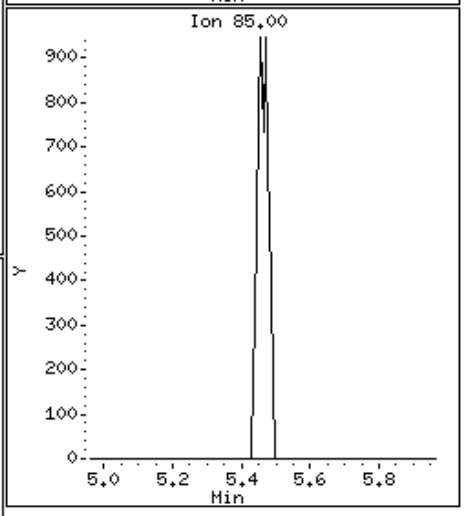

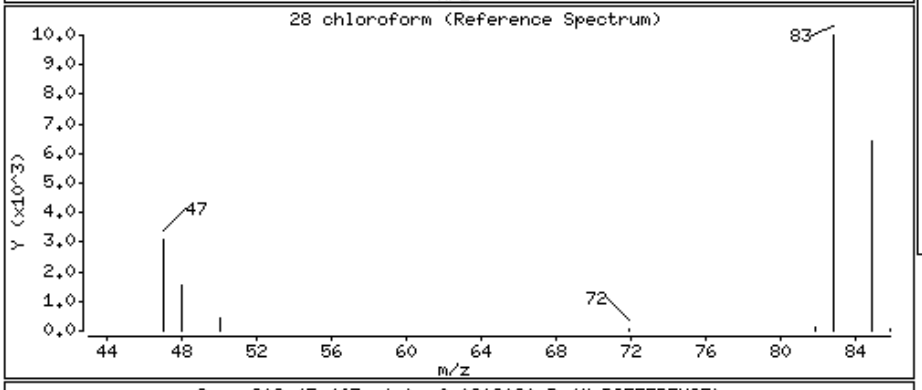

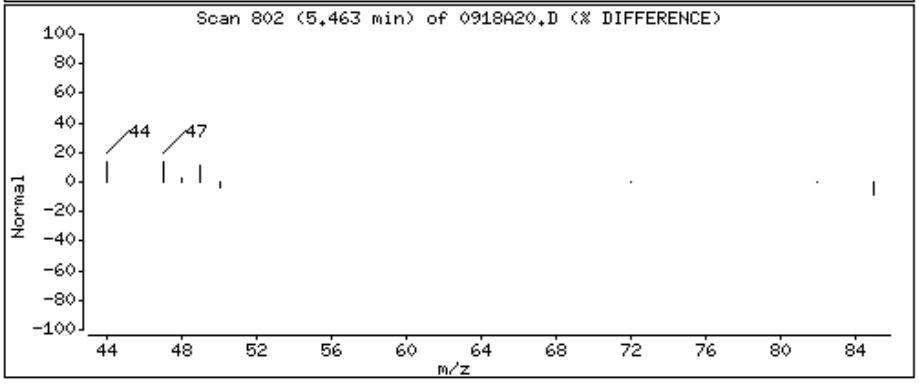

Data File: \\Orgserv2\ff\chem\GCMSVOA\Voa105.i\140918.b\0918A20.D

Date : 18-SEP-2014 17:38

Client ID:

Instrument: Voa105.i

Sample Info: l1421110-09,31,10,,a

Purge Volume: 10.0

Operator: PD

Column phase:

Column diameter: 0.18

43 trichloroethene

Concentration: 7.353 ngs

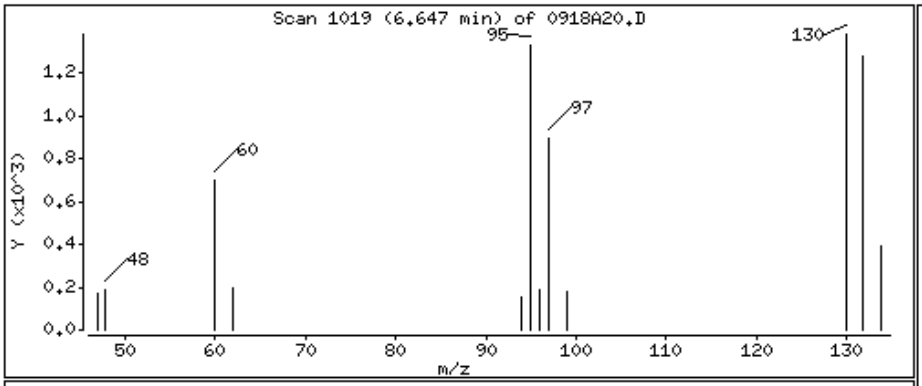

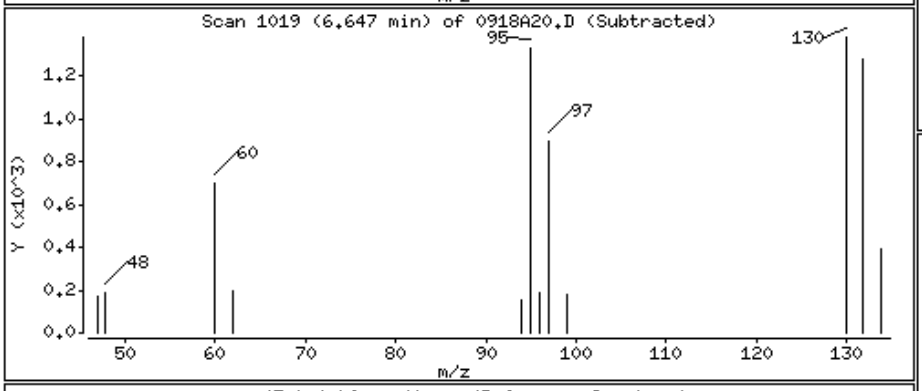

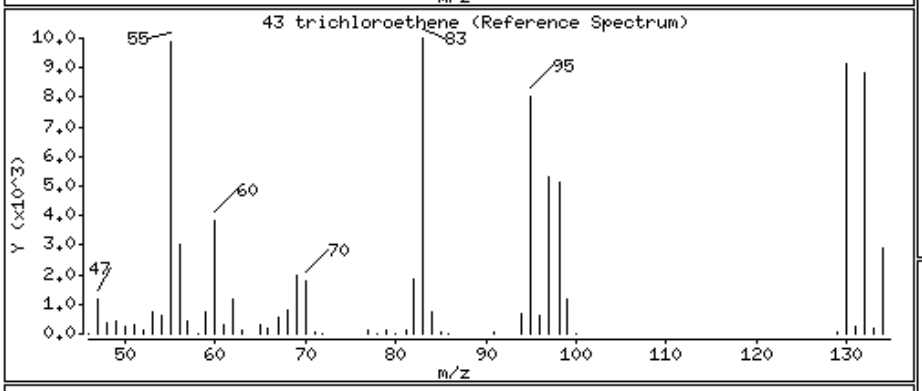

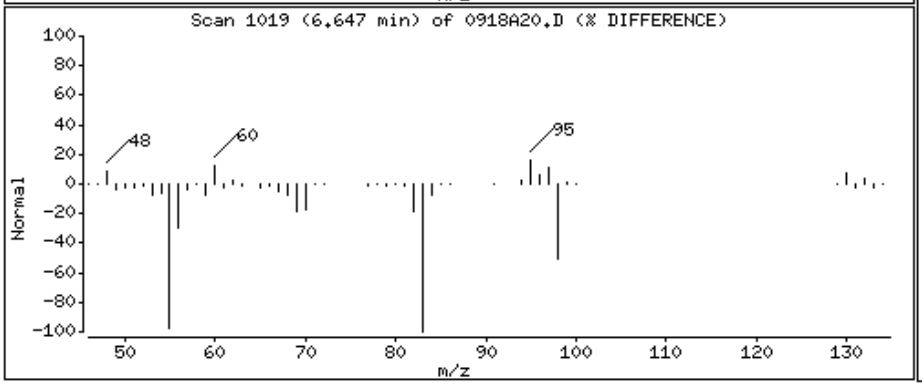

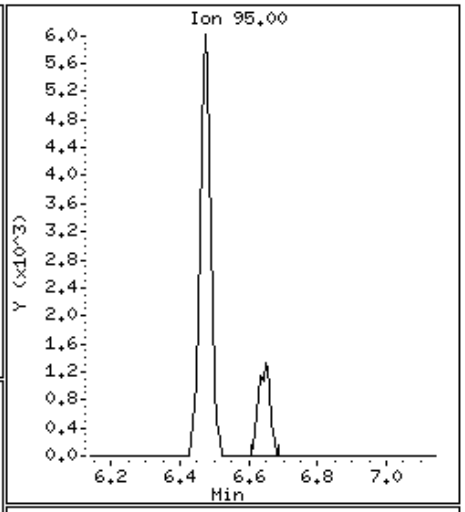

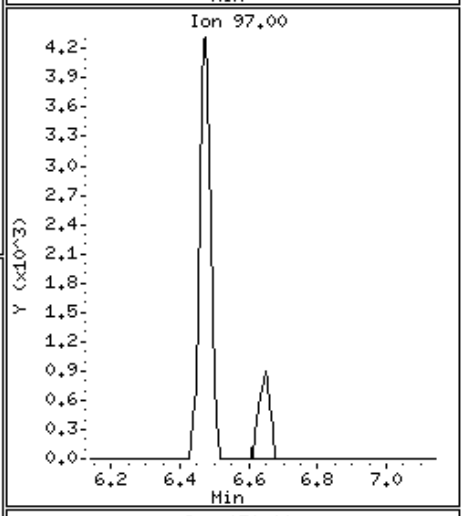

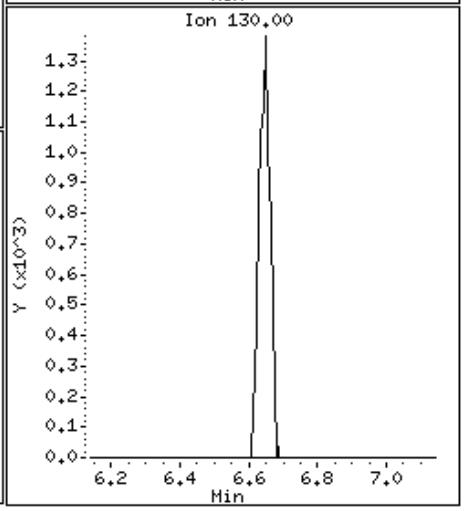

Alpha Analytical Labs

Manual Integration

Sample Info	: l1421110-09,31,10,,a wg723247,ical10058		
Instrument ID	: Voa105.i		
Method	: liq8260B.m		
File	: 0918A20.D		
Injection Date	: 18-SEP-2014 17:38		
Quantitation	: ISTD	Integrator :	HP RTE
Dilution Factor	: 1.00	Sample Type:	SAMPLE

This File has no version history.

//Orgserv2/ff/chem/GCMSVOA/Voa105.i/140918.b/original/0918A20.D

Alpha Analytical Labs

gc/ms voa - VOA101

Data file : \\Orgserv2\ff\chem\GCMSVOA\Voa108.i\140918.b\0918A15.D
Lab Smp Id:
Inj Date : 18-SEP-2014 18:03
Operator : PD Inst ID: Voa108.i
Smp Info : l1421110-16,31,10,,a
Misc Info : wg723273,ical10053
Comment :
Method : \\Orgserv2\ff\chem\GCMSVOA\Voa108.i\140918.b\liq8260C.m
Meth Date : 18-Sep-2014 15:10 pduczmalew Quant Type: ISTD
Cal Date : 03-SEP-2014 03:47 Cal File: 0902N13.D
Als bottle: 15
Dil Factor: 1.00000
Integrator: HP RTE Compound Sublist: NJTCL.sub
Target Version: 4.12
Processing Host: VIRTUALXP-76524

Concentration Formula: Amt * DF * 0.1 * CpndVariable
Cpnd Variable Local Compound Variable

	Compounds	QUANT SIG MASS	RT	EXP RT	REL RT	RESPONSE	CONCENTRATIONS ON-COLUMN (ngs)	FINAL (ngs)	REVIEW CODE
	1 dichlorodifluoromethane	85	Compound Not Detected.						
	2 chloromethane	50	Compound Not Detected.						
	3 vinyl chloride	62	Compound Not Detected.						
	4 bromomethane	94	Compound Not Detected.						
	5 chloroethane	64	Compound Not Detected.						
	6 trichlorofluoromethane	101	Compound Not Detected.						
	9 1,1,-dichloroethene	96	Compound Not Detected.						
	11 freon-113	101	Compound Not Detected.						
	10 carbon disulfide	76	Compound Not Detected.						
	15 methylene chloride	84	Compound Not Detected.						
	16 acetone	43	3.712	3.712	(0.600)	6015	62.1535	6.215	
	17 trans-1,2-dichloroethene	96	Compound Not Detected.						
	18 Methyl Acetate	43	Compound Not Detected.						
	19 methyl tert butyl ether	73	Compound Not Detected.						
	22 1,1-dichloroethane	63	Compound Not Detected.						
	27 cis-1,2-dichloroethene	96	Compound Not Detected.						
	29 bromochloromethane	128	Compound Not Detected.						
	30 Cyclohexane	56	Compound Not Detected.						
	31 chloroform	83	5.188	5.188	(0.838)	9926	13.3782	1.337	
	33 carbontetrachloride	117	Compound Not Detected.						
$	36 dibromofluoromethane	113	5.372	5.369	(0.868)	48012	115.941	11.594	
	37 1,1,1-trichloroethane	97	Compound Not Detected.						
	38 2-butanone	43	Compound Not Detected.						
	40 benzene	78	Compound Not Detected.						
$	42 1,2-dichloroethane-d4	65	5.910	5.907	(0.955)	52608	98.4596	9.845	
	43 1,2-dichloroethane	62	Compound Not Detected.						
*	46 flourobenzene	96	6.189	6.183	(1.000)	161822	100.000		
	48 trichloroethene	95	6.356	6.353	(1.027)	5464	12.6424	1.264(QM)	M2
	47 methyl cyclohexane	83	Compound Not Detected.						

	Compounds	QUANT SIG MASS	RT	EXP RT	REL RT	RESPONSE	CONCENTRATIONS ON-COLUMN (ngs)	CONCENTRATIONS FINAL (ngs)	REVIEW CODE
	52 1,2-dichloropropane	63	Compound Not Detected.						
	53 bromodichloromethane	83	Compound Not Detected.						
	54 1,4-Dioxane	88	Compound Not Detected.						
	57 cis-1,3-dichloropropene	75	Compound Not Detected.						
$	58 toluene-d8	98	7.881	7.881	(0.810)	163583	93.5365	9.353	
	59 toluene	92	Compound Not Detected.						
	60 4-methyl-2-pentanone	58	Compound Not Detected.						
	61 tetrachloroethene	166	8.372	8.375	(0.860)	938	2.15620	0.215(aQM)	M2
	62 trans-1,3-dichloropropene	75	Compound Not Detected.						
	66 1,1,2-trichloroethane	83	Compound Not Detected.						
	67 chlorodibromomethane	129	Compound Not Detected.						
	70 1,2-dibromoethane	107	Compound Not Detected.						
	71 2-hexanone	43	Compound Not Detected.						
*	72 chlorobenzene-d5	117	9.730	9.727	(1.000)	129240	100.000		
	73 chlorobenzene	112	Compound Not Detected.						
	74 ethyl benzene	91	Compound Not Detected.						
	76 p/m xylene	106	Compound Not Detected.						
	77 o xylene	106	Compound Not Detected.						
	78 styrene	104	Compound Not Detected.						
	79 bromoform	173	Compound Not Detected.						
	80 isopropylbenzene	105	Compound Not Detected.						
$	81 4-bromofluorobenzene	95	11.200	11.197	(0.904)	60901	98.7287	9.872	
	85 1,1,2,2,-tetrachloroethane	83	Compound Not Detected.						
	97 1,3-dichlorobenzene	146	Compound Not Detected.						
*	98 1,4-dichlorobenzene-d4	152	12.388	12.385	(1.000)	61082	100.000		
	99 1,4-dichlorobenzene	146	Compound Not Detected.						
	102 1,2-dichlorobenzene	146	Compound Not Detected.						
	104 1,2-dibromo-3-chloropropane	75	Compound Not Detected.						
	107 1,2,4-trichlorobenzene	180	Compound Not Detected.						
	109 1,2,3-trichlorobenzene	180	Compound Not Detected.						

QC Flag Legend

a - Target compound detected but, quantitated amount
Below Limit Of Quantitation(BLOQ).
Q - Qualifier signal failed the ratio test.
M - Compound response manually integrated.

Alpha Analytical Labs

gc/ms voa - VOA101

Data file : \\Orgserv2\ff\chem\GCMSVOA\Voa108.i\140918.b\0918A15.D
Lab Smp Id:
Inj Date : 18-SEP-2014 18:03
Operator : PD Inst ID: Voa108.i
Smp Info : l1421110-16,31,10,,a
Misc Info : wg723273,ical10053
Comment :
Method : \\Orgserv2\ff\chem\GCMSVOA\Voa108.i\140918.b\liq8260C.m
Meth Date : 18-Sep-2014 15:10 pduczmalew Quant Type: ISTD
Cal Date : 03-SEP-2014 03:47 Cal File: 0902N13.D
Als bottle: 15
Dil Factor: 1.00000
Integrator: HP RTE Compound Sublist: NJTCL.sub
Target Version: 4.12
Processing Host: VIRTUALXP-76524

- NO TENTATIVELY IDENTIFIED COMPOUNDS -

Alpha Analytical Labs

INTERNAL STANDARD COMPOUNDS
AREA AND RT SUMMARY

Instrument ID: Voa108.i
Calibration Date: 18-SEP-2014
Lab File ID: 0918A15.D
Calibration Time: 11:24
Lab Smp Id:
Analysis Type: VOA
Level: LOW
Quant Type: ISTD
Sample Type: WATER
Operator: PD
Method File: \\Orgserv2\ff\chem\GCMSVOA\Voa108.i\140918.b\liq8260C.m
Misc Info: wg723273,ical10053

Test Mode:
Use Last Continuing Calibrator.
If Continuing Cal. use Initial Cal. Level 3

COMPOUND	STANDARD	AREA LIMIT LOWER	AREA LIMIT UPPER	SAMPLE	%DIFF
46 flourobenzene	217316	108658	434632	161822	-25.54
72 chlorobenzene-d5	178985	89493	357970	129240	-27.79
98 1,4-dichlorobenze	97237	48619	194474	61082	-37.18

COMPOUND	STANDARD	RT LIMIT LOWER	RT LIMIT UPPER	SAMPLE	%DIFF
46 flourobenzene	6.18	5.68	6.68	6.19	0.09
72 chlorobenzene-d5	9.73	9.23	10.23	9.73	0.03
98 1,4-dichlorobenze	12.39	11.89	12.89	12.39	0.02

AREA UPPER LIMIT = +100% of internal standard area.
AREA LOWER LIMIT = - 50% of internal standard area.
RT UPPER LIMIT = + 0.50 minutes of internal standard RT.
RT LOWER LIMIT = - 0.50 minutes of internal standard RT.

Alpha Analytical Labs

RECOVERY REPORT

Client Name: Client SDG: SDGa00307
Sample Matrix: LIQUID Fraction: VOA
Lab Smp Id:
Level: LOW Operator: PD
Data Type: MS DATA SampleType: SAMPLE
SpikeList File: curveallim.spk Quant Type: ISTD
Sublist File: NJTCL.sub
Method File: \\Orgserv2\ff\chem\GCMSVOA\Voa108.i\140918.b\liq8260C.m
Misc Info: wg723273,ical10053

SURROGATE COMPOUND	AMOUNT ADDED ngs	AMOUNT RECOVERED ngs	% RECOVERED	LIMITS
$ 36 dibromofluorometha	100.000	115.940	115.94	70-130
$ 42 1,2-dichloroethane	100.000	98.459	98.46	70-130
$ 58 toluene-d8	100.000	93.536	93.54	70-130
$ 81 4-bromofluorobenze	100.000	98.728	98.73	70-130

Data File: \\Orgserv2\ff\chem\GCMSVOA\Voa108.i\140918.b\0918A15.D
Date : 18-SEP-2014 18:03
Client ID:
Sample Info: l1421110-16,31,10,,a
Purge Volume: 10.0
Column phase:

Instrument: Voa108.i
Operator: PD
Column diameter: 0.18

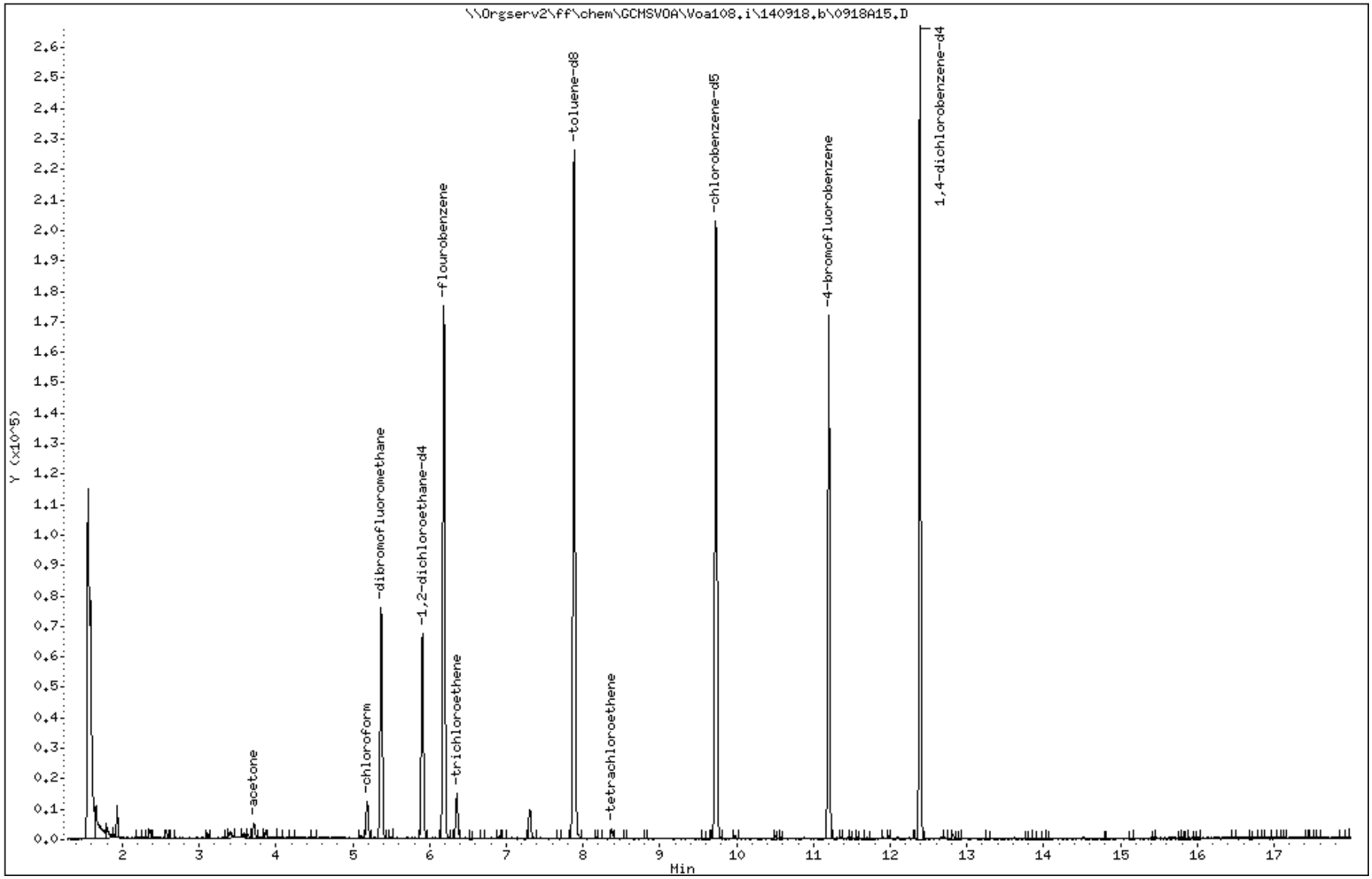

Data File: \\Orgserv2\ff\chem\GCMSVOA\Voa108.i\140918.b\0918A15.D

Date : 18-SEP-2014 18:03

Client ID:

Instrument: Voa108.i

Sample Info: l1421110-16,31,10,,a

Purge Volume: 10.0

Operator: PD

Column phase:

Column diameter: 0.18

16 acetone

Concentration: 6.215 ngs

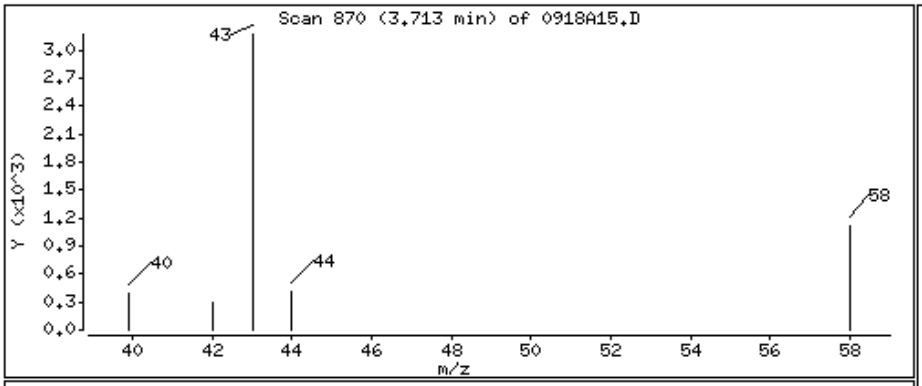

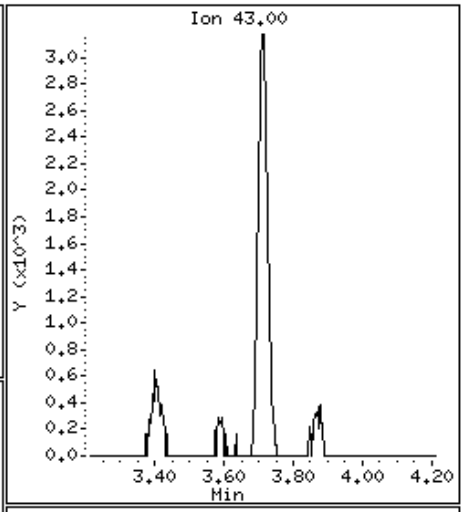

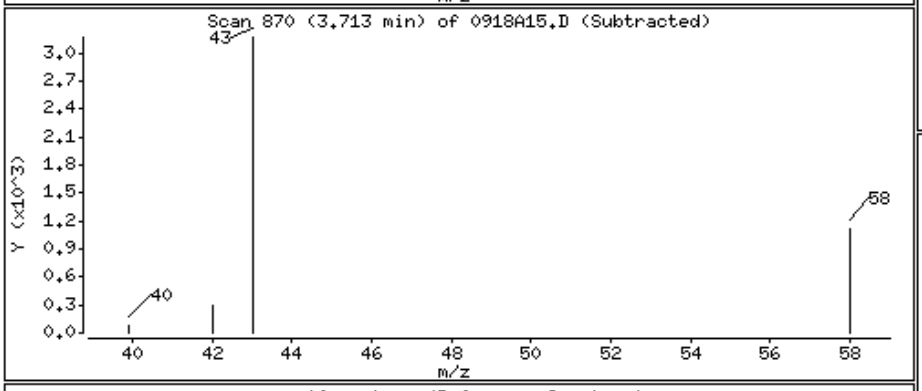

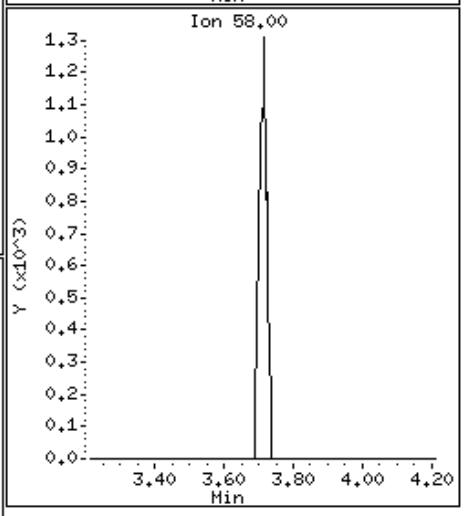

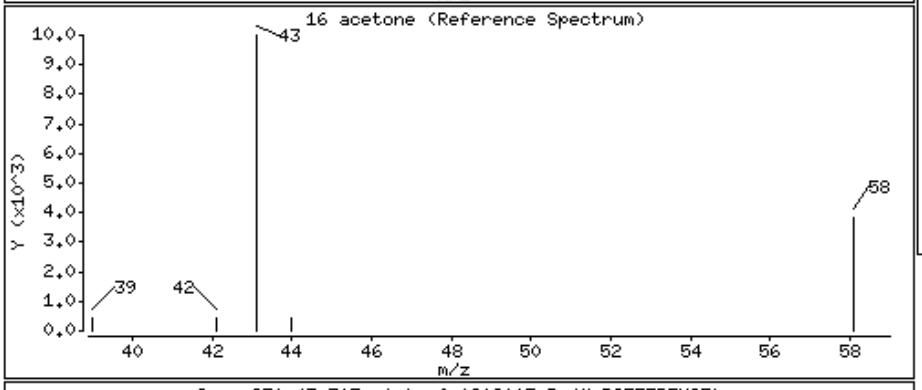

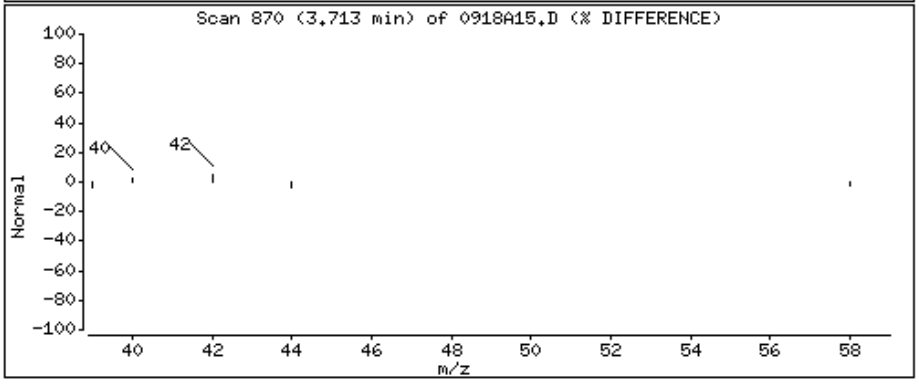

Data File: \\Orgserv2\ff\chem\GCMSVOA\Voa108.i\140918.b\0918A15.D

Date : 18-SEP-2014 18:03

Client ID:

Instrument: Voa108.i

Sample Info: l1421110-16,31,10,,a

Purge Volume: 10.0

Operator: PD

Column phase:

Column diameter: 0.18

31 chloroform

Concentration: 1.337 ngs

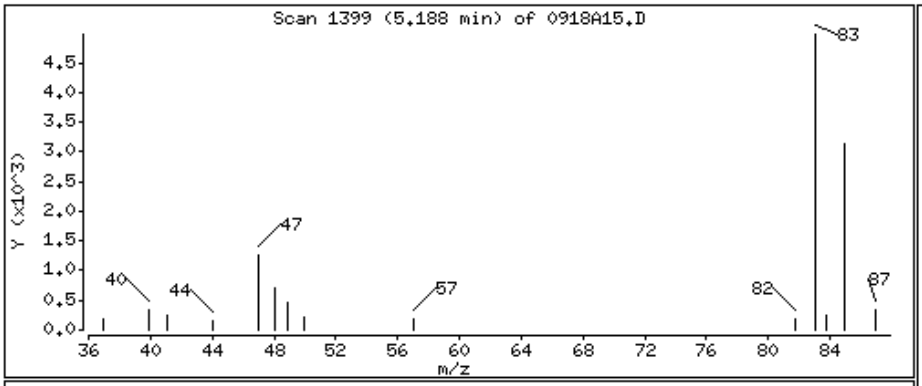

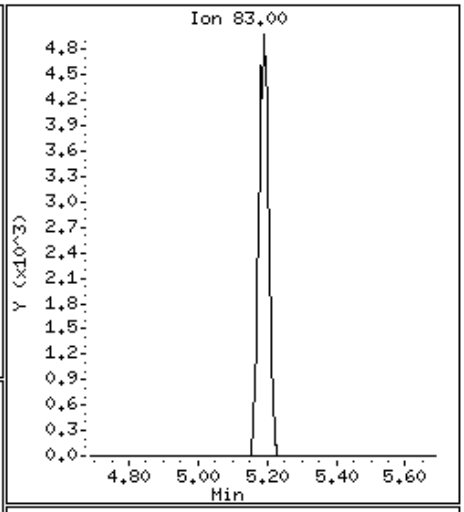

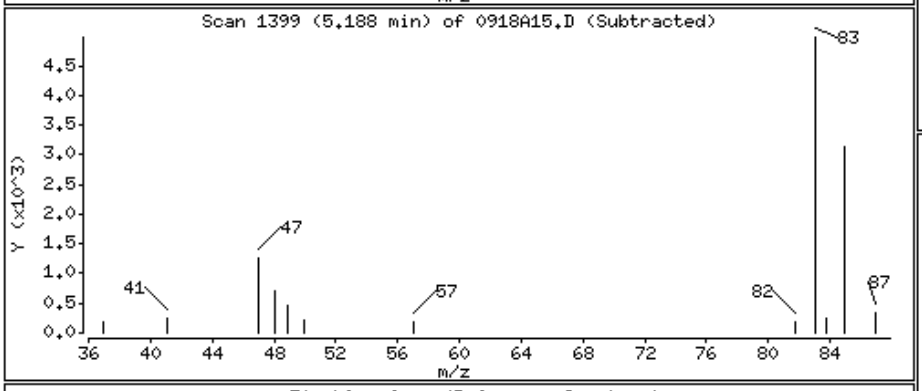

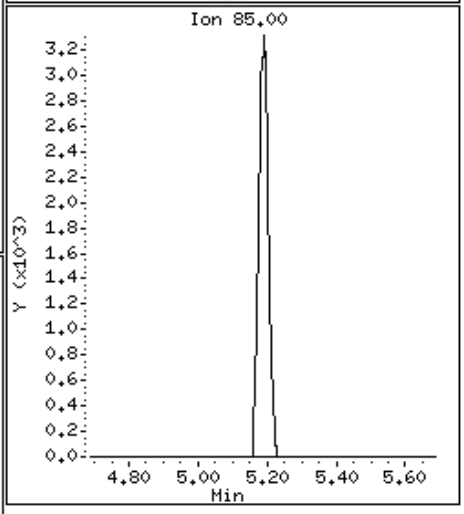

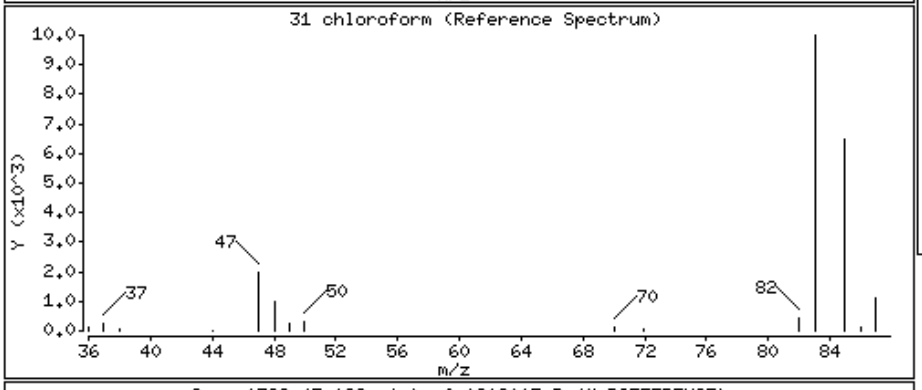

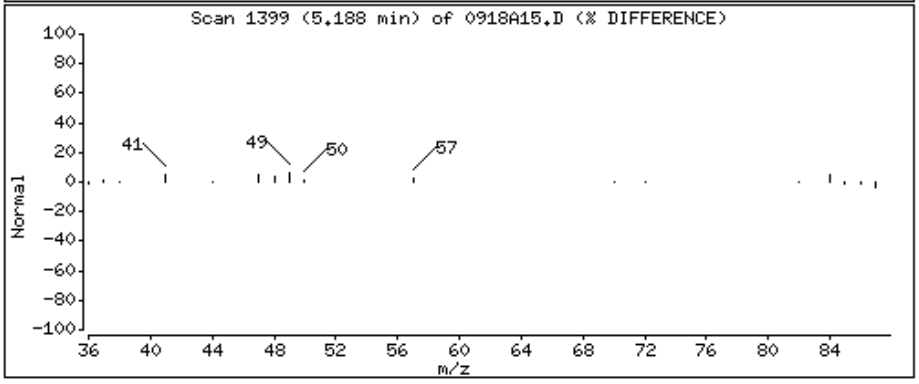

Data File: \\Orgserv2\ff\chem\GCMSVOA\Voa108.i\140918.b\0918A15.D

Date : 18-SEP-2014 18:03

Client ID:

Instrument: Voa108.i

Sample Info: l1421110-16,31,10,,a

Purge Volume: 10.0

Operator: PD

Column phase:

Column diameter: 0.18

48 trichloroethene

Concentration: 1.264 ngs

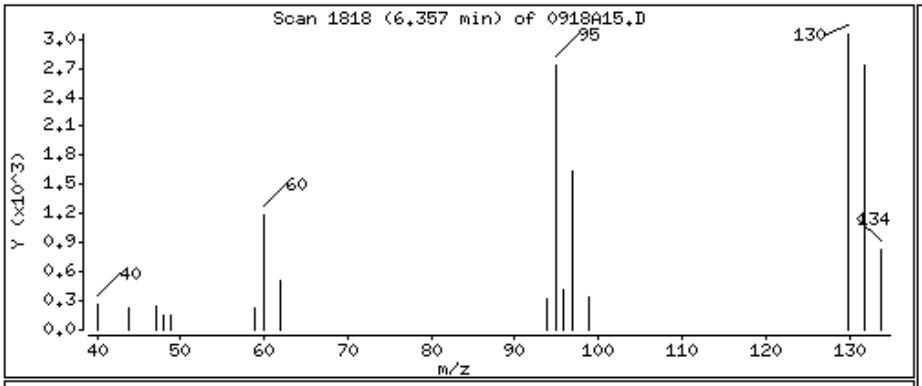

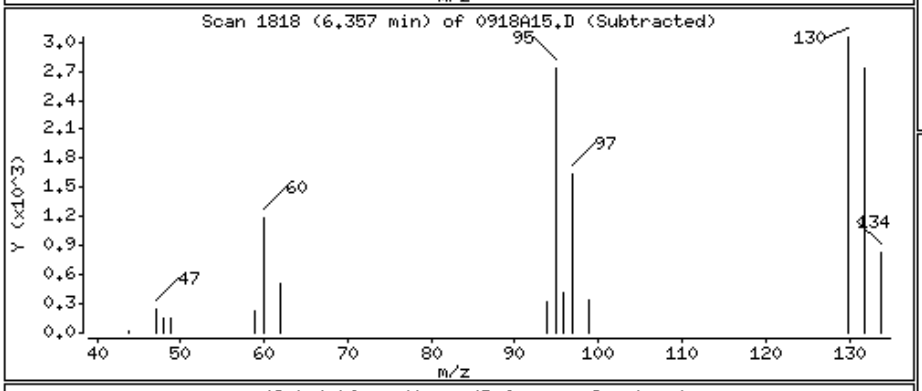

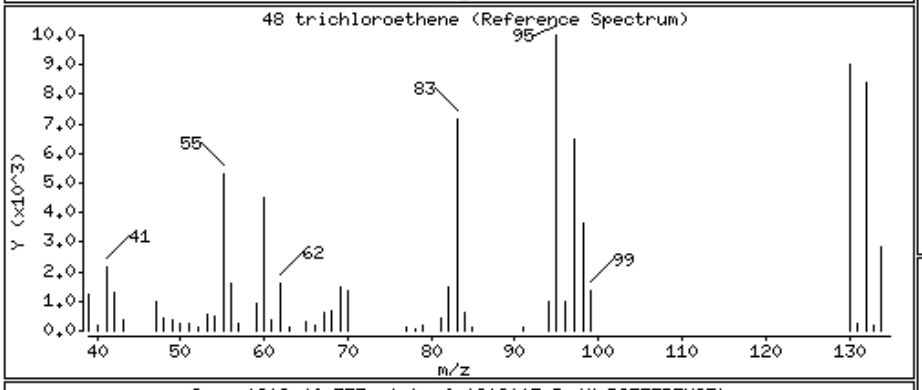

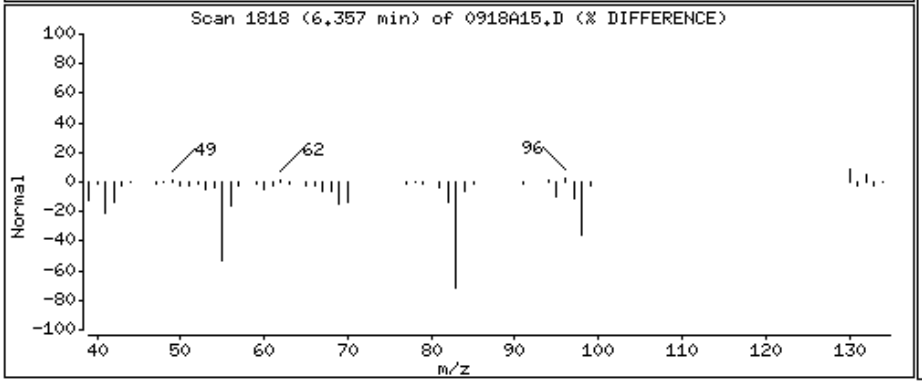

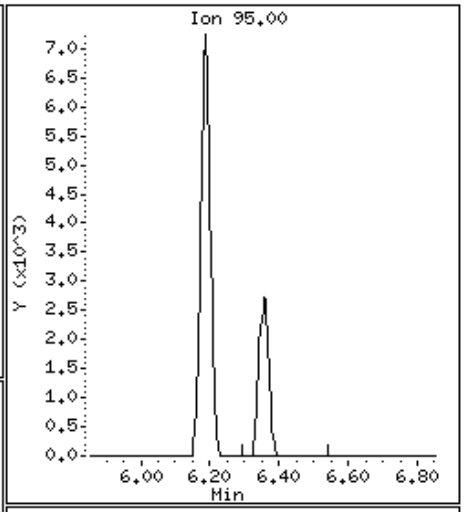

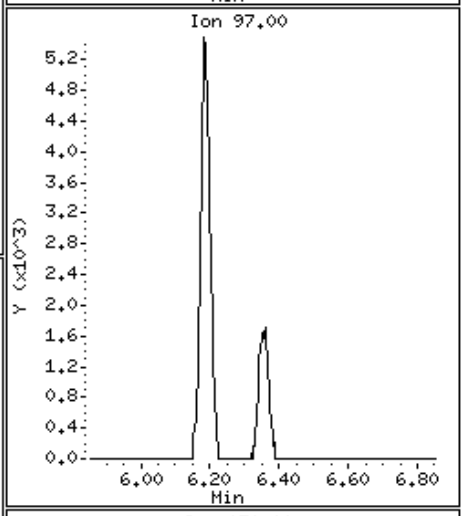

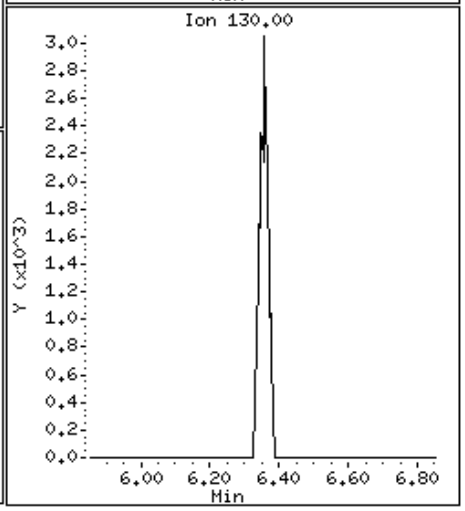

Data File: \\Orgserv2\ff\chem\GCMSVOA\Voa108.i\140918.b\0918A15.D

Date : 18-SEP-2014 18:03

Client ID:

Instrument: Voa108.i

Sample Info: l1421110-16,31,10,,a

Purge Volume: 10.0

Operator: PD

Column phase:

Column diameter: 0.18

61 tetrachloroethene

Concentration: 0.215 ngs

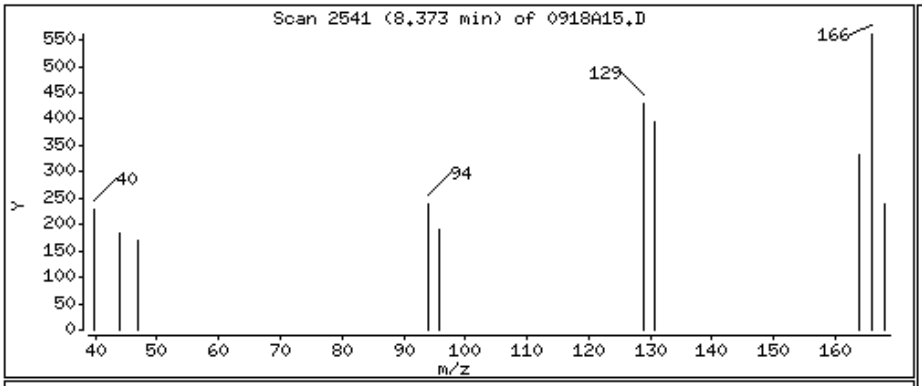

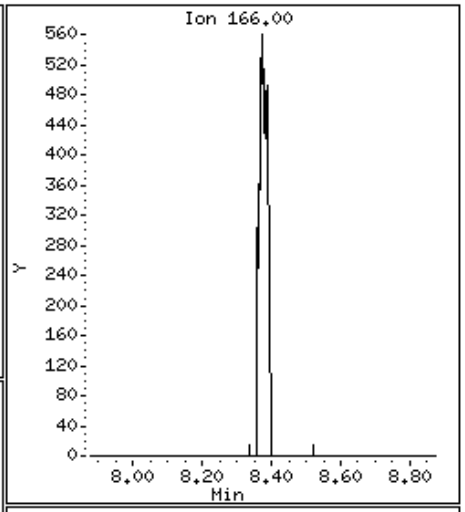

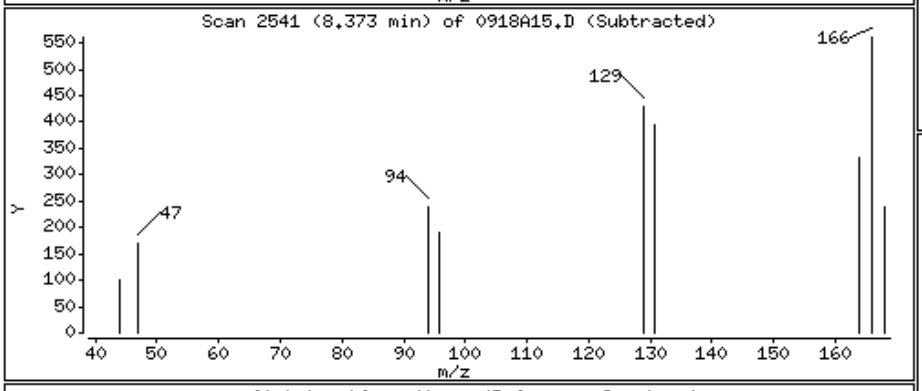

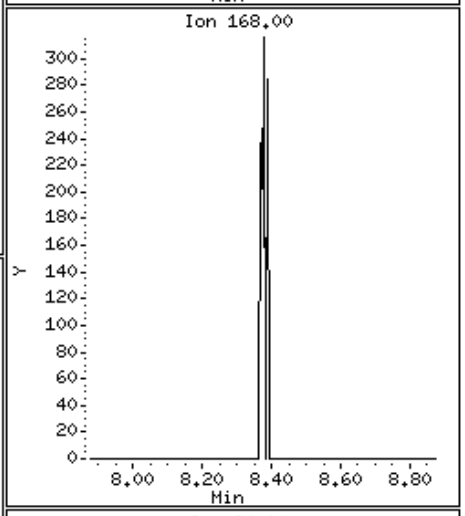

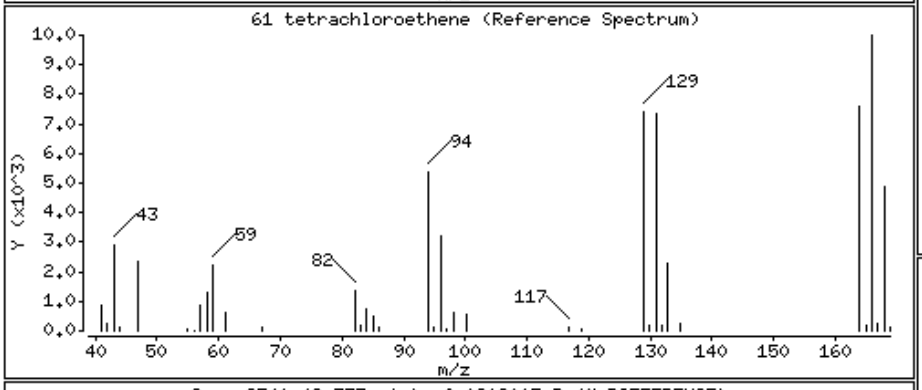

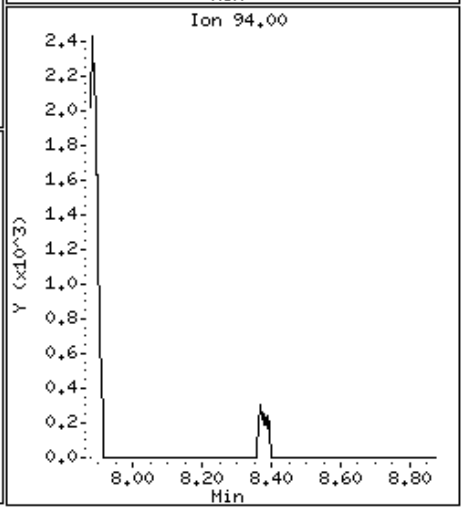

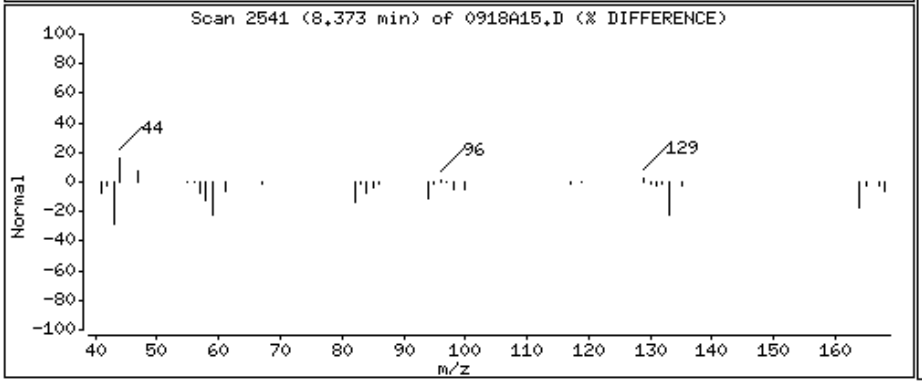

Alpha Analytical Labs

Manual Integration

Sample Info : l1421110-16,31,10,,a
wg723273,ical10053

Instrument ID : Voa108.i
Method : liq8260C.m
File : 0918A15.D
Injection Date : 18-SEP-2014 18:03
Quantitation : ISTD Integrator : HP RTE
Dilution Factor : 1.00 Sample Type: SAMPLE

This File has no version history.

//Orgserv2/ff/chem/GCMSVOA/Voa108.i/140918.b/original/0918A15.D

Alpha Analytical Labs

gc/ms voa - VOA105

Data file : \\Orgserv2\ff\chem\GCMSVOA\Voa105.i\140918.b\0918A21.D
Lab Smp Id:
Inj Date : 18-SEP-2014 18:06
Operator : PD Inst ID: Voa105.i
Smp Info : l1421110-10,31,10,,a
Misc Info : wg723247,ical10058
Comment :
Method : \\Orgserv2\ff\chem\GCMSVOA\Voa105.i\140918.b\liq8260B.m
Meth Date : 19-Sep-2014 08:22 pduczmalew Quant Type: ISTD
Cal Date : 04-SEP-2014 00:38 Cal File: 0903A13.D
Als bottle: 21
Dil Factor: 1.00000
Integrator: HP RTE Compound Sublist: NJTCL.sub
Target Version: 4.12
Processing Host: VIRTUALXP-76524

Concentration Formula: Amt * DF * CpndVariable
Cpnd Variable Local Compound Variable

			QUANT SIG					CONCENTRATIONS ON-COLUMN	CONCENTRATIONS FINAL	
		Compounds	MASS	RT	EXP RT	REL RT	RESPONSE	(ngs)	(ngs)	REVIEW CODE
	1	dichlorodifluoromethane	85	Compound Not Detected.						
	2	chloromethane	50	Compound Not Detected.						
	3	vinyl chloride	62	Compound Not Detected.						
	4	bromomethane	94	Compound Not Detected.						
	5	chloroethane	64	Compound Not Detected.						
	6	trichlorofluoromethane	101	Compound Not Detected.						
	8	1,1,-dichloroethene	96	Compound Not Detected.						
	9	carbon disulfide	76	Compound Not Detected.						
	10	freon-113	101	Compound Not Detected.						
	11	methylene chloride	84	Compound Not Detected.						
	13	acetone	43	3.945	3.945	(0.610)	10739	142.446	142.446	
	14	trans-1,2-dichloroethene	96	Compound Not Detected.						
	15	Methyl Acetate	43	Compound Not Detected.						
	16	methyl tert butyl ether	73	Compound Not Detected.						
	19	1,1-dichloroethane	63	Compound Not Detected.						
	24	cis-1,2-dichloroethene	96	Compound Not Detected.						
	27	bromochloromethane	128	Compound Not Detected.						
	26	Cyclohexane	56	Compound Not Detected.						
	28	chloroform	83	5.468	5.462	(0.845)	1145	2.21098	2.210	
	30	carbontetrachloride	117	Compound Not Detected.						
$	32	dibromofluoromethane	113	5.648	5.648	(0.873)	33292	101.899	101.899	
	33	1,1,1-trichloroethane	97	Compound Not Detected.						
	34	2-butanone	43	Compound Not Detected.						
	36	benzene	78	Compound Not Detected.						
$	38	1,2-dichloroethane-d4	65	6.188	6.188	(0.956)	35511	113.746	113.746	
	39	1,2-dichloroethane	62	Compound Not Detected.						
*	41	flourobenzene	96	6.472	6.472	(1.000)	145228	100.000		
	42	methyl cyclohexane	83	Compound Not Detected.						

	Compounds	QUANT SIG MASS	RT	EXP RT	REL RT	RESPONSE	CONCENTRATIONS ON-COLUMN (ngs)	CONCENTRATIONS FINAL (ngs)	REVIEW CODE
	43 trichloroethene	95	6.646	6.641	(1.027)	2367	6.34135	6.341	
	46 1,2-dichloropropane	63	Compound Not Detected.						
	47 bromodichloromethane	83	Compound Not Detected.						
	49 1,4-Dioxane	88	Compound Not Detected.						
	52 cis-1,3-dichloropropene	75	Compound Not Detected.						
$	53 toluene-d8	98	8.180	8.180	(0.814)	141681	104.926	104.925	
	54 toluene	92	Compound Not Detected.						
	56 4-methyl-2-pentanone	58	Compound Not Detected.						
	55 tetrachloroethene	166	Compound Not Detected.						
	57 trans-1,3-dichloropropene	75	Compound Not Detected.						
	60 1,1,2-trichloroethane	83	Compound Not Detected.						
	61 chlorodibromomethane	129	Compound Not Detected.						
	64 1,2-dibromoethane	107	Compound Not Detected.						
	65 2-hexanone	43	Compound Not Detected.						
*	66 chlorobenzene-d5	117	10.046	10.040	(1.000)	121928	100.000		
	67 chlorobenzene	112	Compound Not Detected.						
	68 ethyl benzene	91	Compound Not Detected.						
	70 p/m xylene	106	Compound Not Detected.						
	71 o xylene	106	Compound Not Detected.						
	72 styrene	104	Compound Not Detected.						
	73 bromoform	173	Compound Not Detected.						
	74 isopropylbenzene	105	Compound Not Detected.						
$	75 4-bromofluorobenzene	95	11.470	11.470	(0.907)	62414	84.7779	84.777	
	79 1,1,2,2,-tetrachloroethane	83	Compound Not Detected.						
	92 1,3-dichlorobenzene	146	Compound Not Detected.						
*	93 1,4-dichlorobenzene-d4	152	12.643	12.643	(1.000)	71012	100.000		
	94 1,4-dichlorobenzene	146	Compound Not Detected.						
	97 1,2-dichlorobenzene	146	Compound Not Detected.						
	99 1,2-dibromo-3-chloropropane	75	Compound Not Detected.						
	102 1,2,4-trichlorobenzene	180	Compound Not Detected.						
	104 1,2,3-trichlorobenzene	180	Compound Not Detected.						

Alpha Analytical Labs

gc/ms voa - VOA105

Data file : \\Orgserv2\ff\chem\GCMSVOA\Voa105.i\140918.b\0918A21.D
Lab Smp Id:
Inj Date : 18-SEP-2014 18:06
Operator : PD Inst ID: Voa105.i
Smp Info : l1421110-10,31,10,,a
Misc Info : wg723247,ical10058
Comment :
Method : \\Orgserv2\ff\chem\GCMSVOA\Voa105.i\140918.b\liq8260B.m
Meth Date : 19-Sep-2014 08:22 pduczmalew Quant Type: ISTD
Cal Date : 04-SEP-2014 00:38 Cal File: 0903A13.D
Als bottle: 21
Dil Factor: 1.00000
Integrator: HP RTE Compound Sublist: NJTCL.sub
Target Version: 4.12
Processing Host: VIRTUALXP-76524

- NO TENTATIVELY IDENTIFIED COMPOUNDS -

Alpha Analytical Labs

INTERNAL STANDARD COMPOUNDS
AREA AND RT SUMMARY

Instrument ID: Voa105.i
Lab File ID: 0918A21.D
Lab Smp Id:
Analysis Type: VOA
Quant Type: ISTD
Operator: PD
Method File: \\Orgserv2\ff\chem\GCMSVOA\Voa105.i\140918.b\liq8260B.m
Misc Info: wg723247,ical10058

Calibration Date: 18-SEP-2014
Calibration Time: 09:14
Level: LOW
Sample Type: WATER

Test Mode:
Use Last Continuing Calibrator.
If Continuing Cal. use Initial Cal. Level 3

COMPOUND	STANDARD	AREA LIMIT LOWER	AREA LIMIT UPPER	SAMPLE	%DIFF
41 flourobenzene	226023	113012	452046	145228	-35.75
66 chlorobenzene-d5	206903	103452	413806	121928	-41.07
93 1,4-dichlorobenze	132435	66218	264870	71012	-46.38

COMPOUND	STANDARD	RT LIMIT LOWER	RT LIMIT UPPER	SAMPLE	%DIFF
41 flourobenzene	6.47	5.97	6.97	6.47	-0.00
66 chlorobenzene-d5	10.04	9.54	10.54	10.05	0.05
93 1,4-dichlorobenze	12.64	12.14	13.14	12.64	-0.00

AREA UPPER LIMIT = +100% of internal standard area.
AREA LOWER LIMIT = - 50% of internal standard area.
RT UPPER LIMIT = + 0.50 minutes of internal standard RT.
RT LOWER LIMIT = - 0.50 minutes of internal standard RT.

Alpha Analytical Labs

RECOVERY REPORT

Client Name: Client SDG: SDGa00307
Sample Matrix: LIQUID Fraction: VOA
Lab Smp Id:
Level: LOW Operator: PD
Data Type: MS DATA SampleType: SAMPLE
SpikeList File: curveall.spk Quant Type: ISTD
Sublist File: NJTCL.sub
Method File: \\Orgserv2\ff\chem\GCMSVOA\Voa105.i\140918.b\liq8260B.m
Misc Info: wg723247,ical10058

SURROGATE COMPOUND	AMOUNT ADDED ngs	AMOUNT RECOVERED ngs	% RECOVERED	LIMITS
$ 32 dibromofluorometha	100.000	101.899	101.90	70-130
$ 38 1,2-dichloroethane	100.000	113.746	113.75	70-130
$ 53 toluene-d8	100.000	104.925	104.93	70-130
$ 75 4-bromofluorobenze	100.000	84.777	84.78	70-130

Data File: \\Orgserv2\ff\chem\GCMSVOA\Voa105.i\140918.b\0918A21.D
Date : 18-SEP-2014 18:06
Client ID:
Sample Info: l1421110-10,31,10,,a
Purge Volume: 10.0
Column phase:

Instrument: Voa105.i
Operator: PD
Column diameter: 0.18

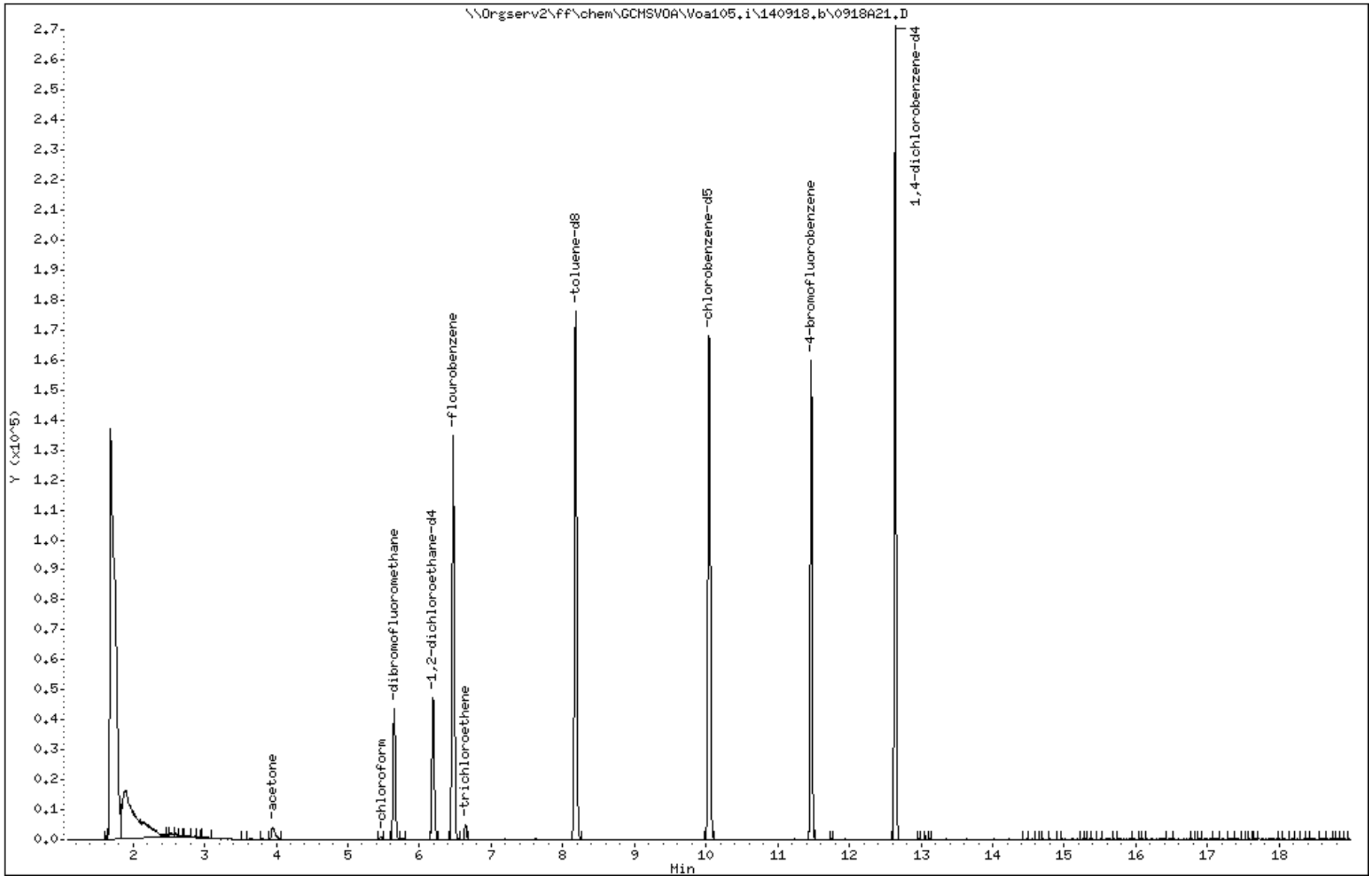

Data File: \\Orgserv2\ff\chem\GCMSVOA\Voa105.i\140918.b\0918A21.D

Date : 18-SEP-2014 18:06

Client ID:

Instrument: Voa105.i

Sample Info: l1421110-10,31,10,,a

Purge Volume: 10.0

Operator: PD

Column phase:

Column diameter: 0.18

13 acetone

Concentration: 142.446 ngs

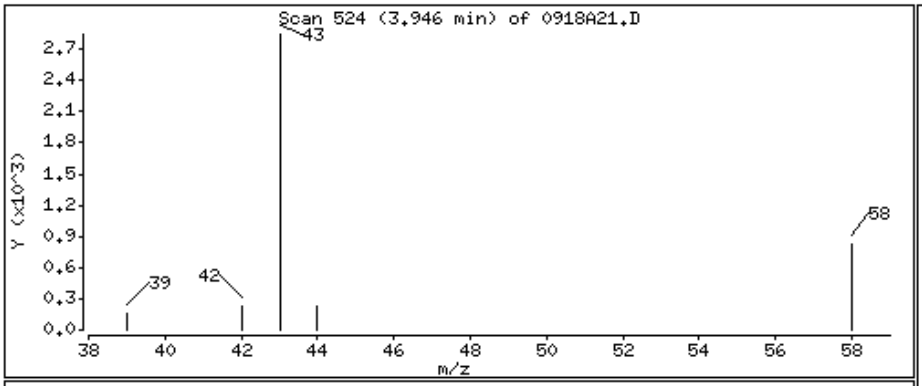

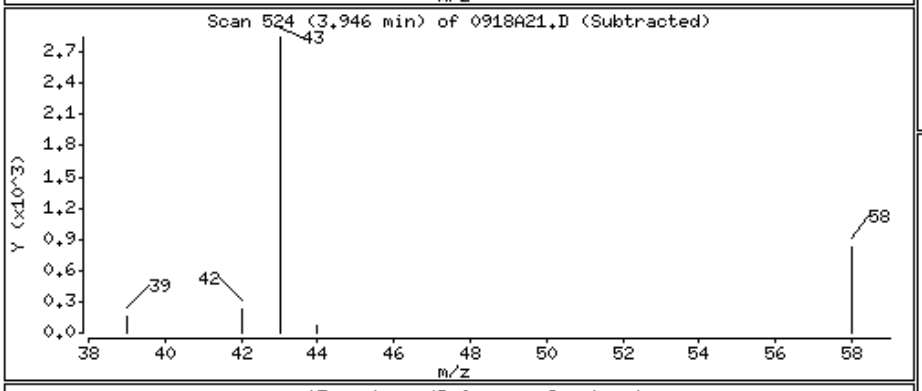

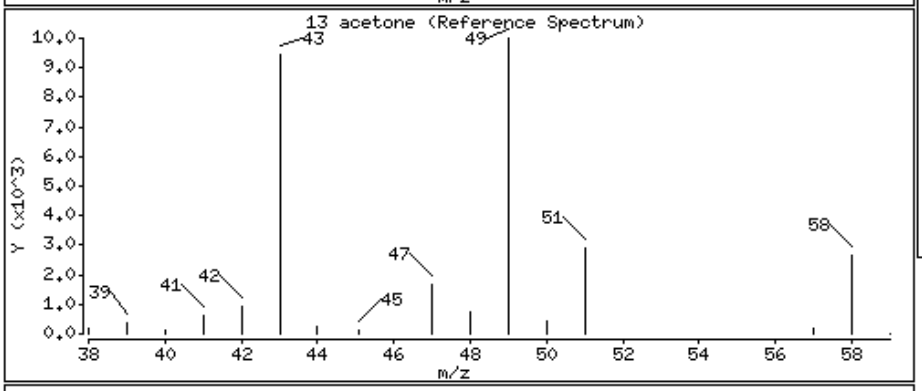

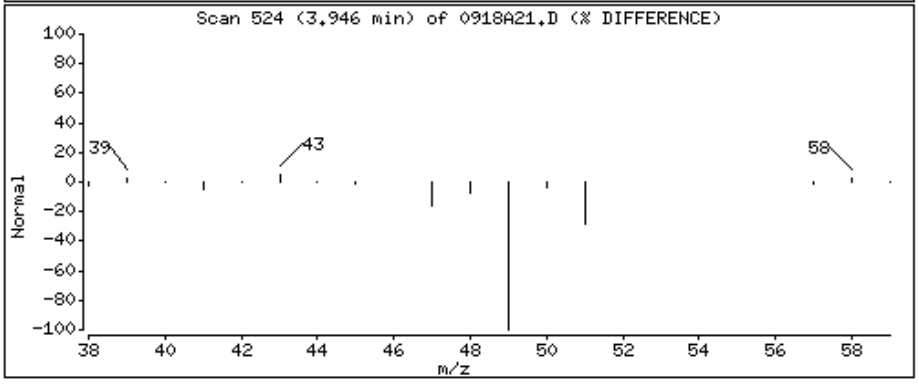

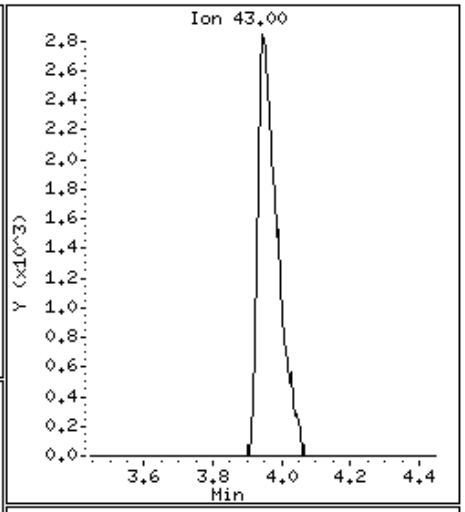

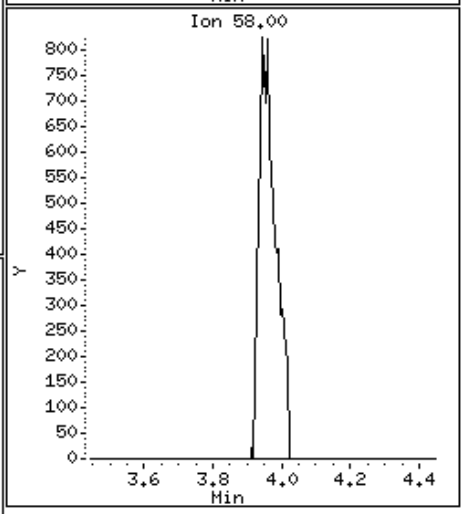

Data File: \\Orgserv2\ff\chem\GCMSVOA\Voa105.i\140918.b\0918A21.D

Date : 18-SEP-2014 18:06

Client ID:

Instrument: Voa105.i

Sample Info: l1421110-10,31,10,,a

Purge Volume: 10.0

Operator: PD

Column phase:

Column diameter: 0.18

28 chloroform

Concentration: 2.210 ngs

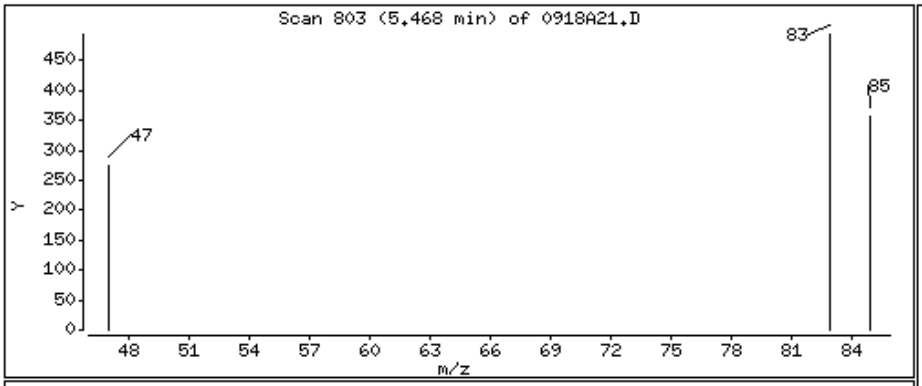

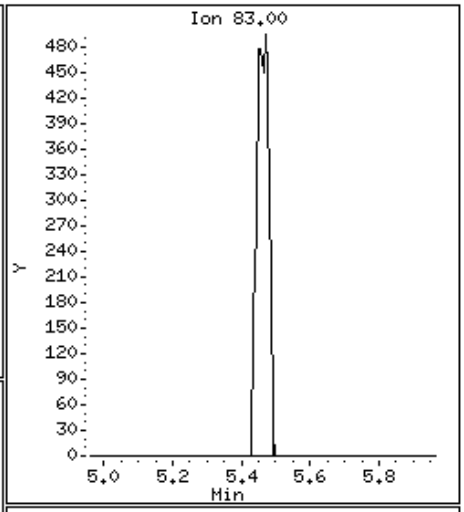

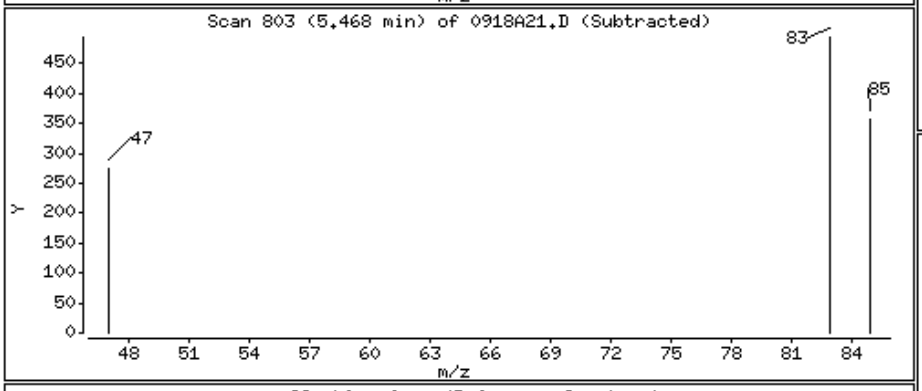

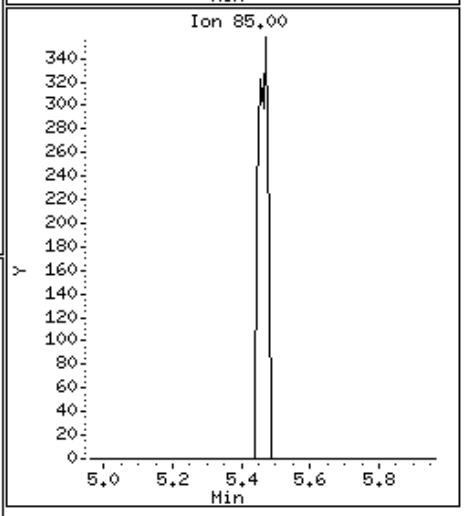

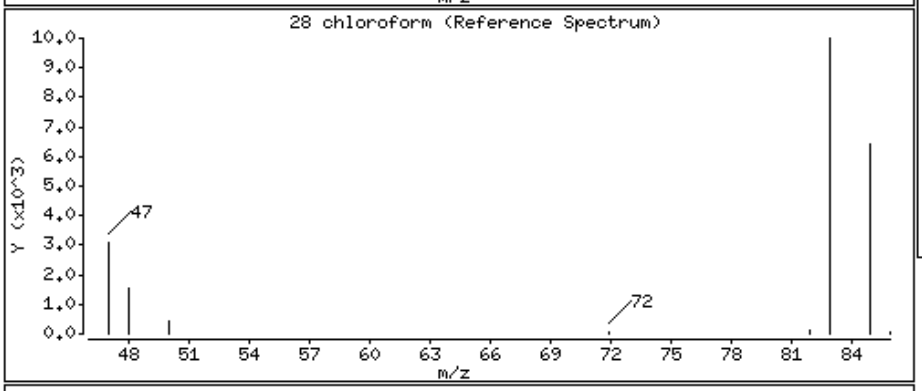

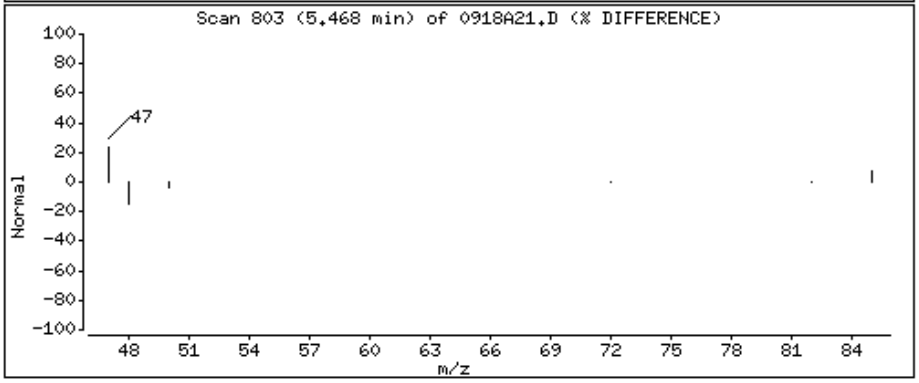

Data File: \\Orgserv2\ff\chem\GCMSVOA\Voa105.i\140918.b\0918A21.D

Date : 18-SEP-2014 18:06

Client ID:

Instrument: Voa105.i

Sample Info: l1421110-10,31,10,,a

Purge Volume: 10.0

Operator: PD

Column phase:

Column diameter: 0.18

43 trichloroethene

Concentration: 6.341 ngs

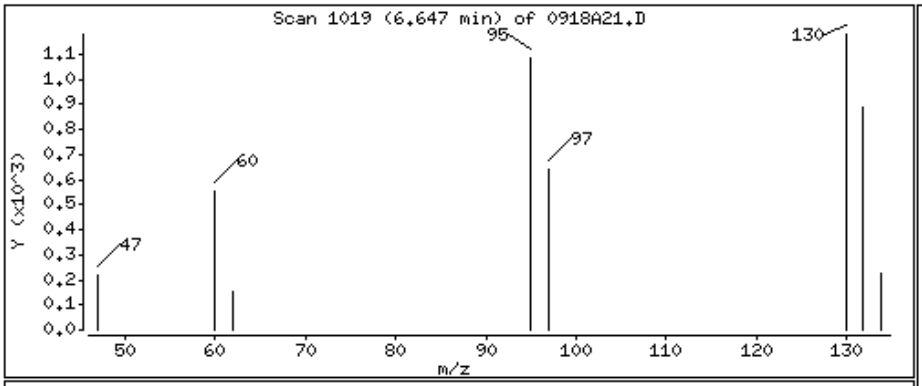

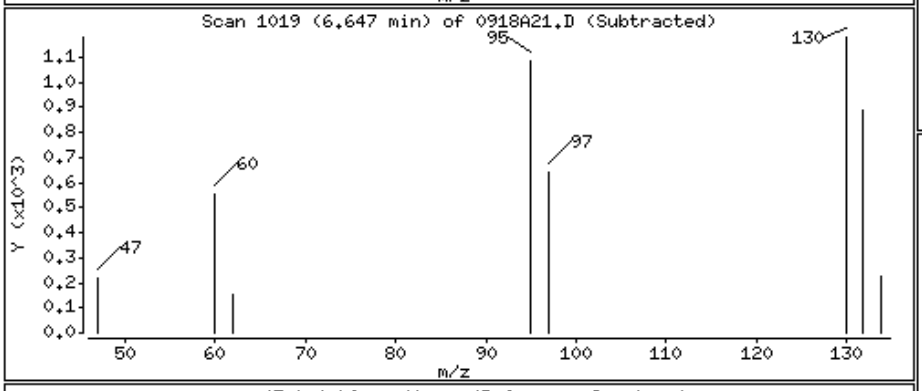

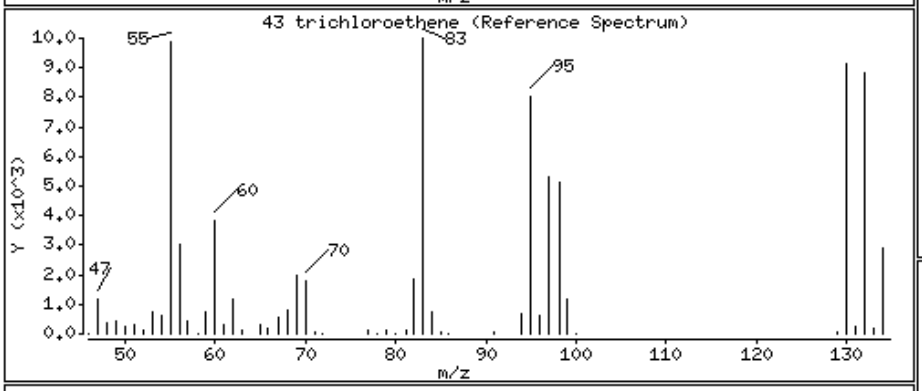

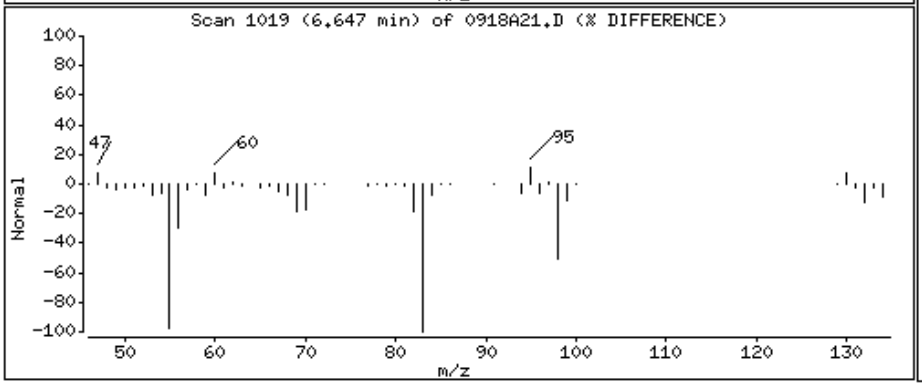

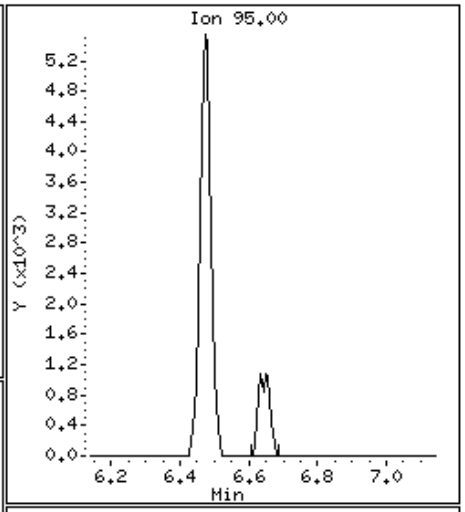

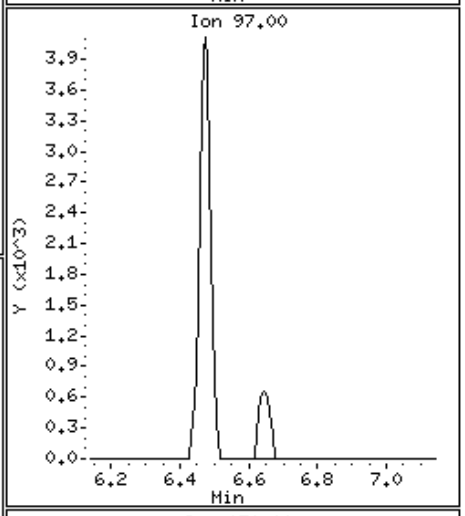

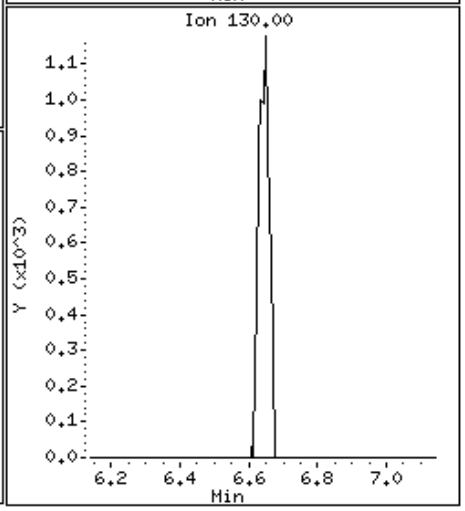

Alpha Analytical Labs

Manual Integration

Sample Info	: l1421110-10,31,10,,a wg723247,ical10058		
Instrument ID	: Voa105.i		
Method	: liq8260B.m		
File	: 0918A21.D		
Injection Date	: 18-SEP-2014 18:06		
Quantitation	: ISTD	Integrator :	HP RTE
Dilution Factor	: 1.00	Sample Type:	SAMPLE

This File has no version history.

//Orgserv2/ff/chem/GCMSVOA/Voa105.i/140918.b/original/0918A21.D

Alpha Analytical Labs

gc/ms voa - VOA101

Data file : \\Orgserv2\ff\chem\GCMSVOA\Voa108.i\140918.b\0918A16.D
Lab Smp Id:
Inj Date : 18-SEP-2014 18:31
Operator : PD Inst ID: Voa108.i
Smp Info : l1421110-17,31,10,,a
Misc Info : wg723273,ical10053
Comment :
Method : \\Orgserv2\ff\chem\GCMSVOA\Voa108.i\140918.b\liq8260C.m
Meth Date : 18-Sep-2014 15:10 pduczmalew Quant Type: ISTD
Cal Date : 03-SEP-2014 03:47 Cal File: 0902N13.D
Als bottle: 16
Dil Factor: 1.00000
Integrator: HP RTE Compound Sublist: NJTCL.sub
Target Version: 4.12
Processing Host: VIRTUALXP-76524

Concentration Formula: Amt * DF * 0.1 * CpndVariable
Cpnd Variable Local Compound Variable

	Compounds	QUANT SIG MASS	RT	EXP RT	REL RT	RESPONSE	CONCENTRATIONS ON-COLUMN (ngs)	FINAL (ngs)	REVIEW CODE
1	dichlorodifluoromethane	85	Compound Not Detected.						
2	chloromethane	50	Compound Not Detected.						
3	vinyl chloride	62	Compound Not Detected.						
4	bromomethane	94	Compound Not Detected.						
5	chloroethane	64	Compound Not Detected.						
6	trichlorofluoromethane	101	Compound Not Detected.						
9	1,1,-dichloroethene	96	Compound Not Detected.						
11	freon-113	101	3.113	3.113	(0.503)	1326	4.23703	0.423(aQM)	M1
10	carbon disulfide	76	Compound Not Detected.						
15	methylene chloride	84	Compound Not Detected.						
16	acetone	43	3.715	3.712	(0.600)	5705	60.2507	6.025(QM)	M1
17	trans-1,2-dichloroethene	96	Compound Not Detected.						
18	Methyl Acetate	43	Compound Not Detected.						
19	methyl tert butyl ether	73	Compound Not Detected.						
22	1,1-dichloroethane	63	Compound Not Detected.						
27	cis-1,2-dichloroethene	96	4.917	4.923	(0.795)	724	1.68388	0.168(aQM)	M2
29	bromochloromethane	128	Compound Not Detected.						
30	Cyclohexane	56	Compound Not Detected.						
31	chloroform	83	5.185	5.188	(0.838)	10164	14.1112	1.411	
33	carbontetrachloride	117	Compound Not Detected.						
$ 36	dibromofluoromethane	113	5.372	5.369	(0.868)	47517	118.198	11.819	
37	1,1,1-trichloroethane	97	Compound Not Detected.						
38	2-butanone	43	Compound Not Detected.						
40	benzene	78	Compound Not Detected.						
$ 42	1,2-dichloroethane-d4	65	5.907	5.907	(0.954)	52645	101.494	10.149	
43	1,2-dichloroethane	62	Compound Not Detected.						
* 46	flourobenzene	96	6.189	6.183	(1.000)	157095	100.000		
48	trichloroethene	95	6.356	6.353	(1.027)	5295	12.6200	1.261(QM)	M2
47	methyl cyclohexane	83	Compound Not Detected.						

	Compounds	QUANT SIG MASS	RT	EXP RT	REL RT	RESPONSE	CONCENTRATIONS ON-COLUMN (ngs)	CONCENTRATIONS FINAL (ngs)	REVIEW CODE
	52 1,2-dichloropropane	63	Compound Not Detected.						
	53 bromodichloromethane	83	Compound Not Detected.						
	54 1,4-Dioxane	88	Compound Not Detected.						
	57 cis-1,3-dichloropropene	75	Compound Not Detected.						
$	58 toluene-d8	98	7.884	7.881	(0.810)	159055	92.6456	9.264	
	59 toluene	92	Compound Not Detected.						
	60 4-methyl-2-pentanone	58	Compound Not Detected.						
	61 tetrachloroethene	166	8.375	8.375	(0.861)	2049	4.79803	0.479(aQM)	M2
	62 trans-1,3-dichloropropene	75	Compound Not Detected.						
	66 1,1,2-trichloroethane	83	Compound Not Detected.						
	67 chlorodibromomethane	129	Compound Not Detected.						
	70 1,2-dibromoethane	107	Compound Not Detected.						
	71 2-hexanone	43	Compound Not Detected.						
*	72 chlorobenzene-d5	117	9.730	9.727	(1.000)	126871	100.000		
	73 chlorobenzene	112	Compound Not Detected.						
	74 ethyl benzene	91	Compound Not Detected.						
	76 p/m xylene	106	Compound Not Detected.						
	77 o xylene	106	Compound Not Detected.						
	78 styrene	104	Compound Not Detected.						
	79 bromoform	173	Compound Not Detected.						
	80 isopropylbenzene	105	Compound Not Detected.						
$	81 4-bromofluorobenzene	95	11.200	11.197	(0.904)	59566	100.196	10.019	
	85 1,1,2,2,-tetrachloroethane	83	Compound Not Detected.						
	97 1,3-dichlorobenzene	146	Compound Not Detected.						
*	98 1,4-dichlorobenzene-d4	152	12.385	12.385	(1.000)	58868	100.000		
	99 1,4-dichlorobenzene	146	Compound Not Detected.						
	102 1,2-dichlorobenzene	146	Compound Not Detected.						
	104 1,2-dibromo-3-chloropropane	75	Compound Not Detected.						
	107 1,2,4-trichlorobenzene	180	Compound Not Detected.						
	109 1,2,3-trichlorobenzene	180	Compound Not Detected.						

QC Flag Legend

a - Target compound detected but, quantitated amount
Below Limit Of Quantitation(BLOQ).
Q - Qualifier signal failed the ratio test.
M - Compound response manually integrated.

Alpha Analytical Labs

gc/ms voa - VOA101

Data file : \\Orgserv2\ff\chem\GCMSVOA\Voa108.i\140918.b\0918A16.D
Lab Smp Id:
Inj Date : 18-SEP-2014 18:31
Operator : PD Inst ID: Voa108.i
Smp Info : l1421110-17,31,10,,a
Misc Info : wg723273,ical10053
Comment :
Method : \\Orgserv2\ff\chem\GCMSVOA\Voa108.i\140918.b\liq8260C.m
Meth Date : 18-Sep-2014 15:10 pduczmalew Quant Type: ISTD
Cal Date : 03-SEP-2014 03:47 Cal File: 0902N13.D
Als bottle: 16
Dil Factor: 1.00000
Integrator: HP RTE Compound Sublist: NJTCL.sub
Target Version: 4.12
Processing Host: VIRTUALXP-76524

- NO TENTATIVELY IDENTIFIED COMPOUNDS -

Alpha Analytical Labs

INTERNAL STANDARD COMPOUNDS
AREA AND RT SUMMARY

Instrument ID: Voa108.i
Lab File ID: 0918A16.D
Lab Smp Id:
Analysis Type: VOA
Quant Type: ISTD
Operator: PD
Method File: \\Orgserv2\ff\chem\GCMSVOA\Voa108.i\140918.b\liq8260C.m
Misc Info: wg723273,ical10053

Calibration Date: 18-SEP-2014
Calibration Time: 11:24

Level: LOW
Sample Type: WATER

Test Mode:
Use Last Continuing Calibrator.
If Continuing Cal. use Initial Cal. Level 3

		AREA LIMIT			
COMPOUND	STANDARD	LOWER	UPPER	SAMPLE	%DIFF
46 flourobenzene	217316	108658	434632	157095	-27.71
72 chlorobenzene-d5	178985	89493	357970	126871	-29.12
98 1,4-dichlorobenze	97237	48619	194474	58868	-39.46

		RT LIMIT			
COMPOUND	STANDARD	LOWER	UPPER	SAMPLE	%DIFF
46 flourobenzene	6.18	5.68	6.68	6.19	0.09
72 chlorobenzene-d5	9.73	9.23	10.23	9.73	0.03
98 1,4-dichlorobenze	12.39	11.89	12.89	12.39	0.00

AREA UPPER LIMIT = +100% of internal standard area.
AREA LOWER LIMIT = - 50% of internal standard area.
RT UPPER LIMIT = + 0.50 minutes of internal standard RT.
RT LOWER LIMIT = - 0.50 minutes of internal standard RT.

Alpha Analytical Labs

RECOVERY REPORT

Client Name: Client SDG: SDGa00307
Sample Matrix: LIQUID Fraction: VOA
Lab Smp Id:
Level: LOW Operator: PD
Data Type: MS DATA SampleType: SAMPLE
SpikeList File: curveallim.spk Quant Type: ISTD
Sublist File: NJTCL.sub
Method File: \\Orgserv2\ff\chem\GCMSVOA\Voa108.i\140918.b\liq8260C.m
Misc Info: wg723273,ical10053

SURROGATE COMPOUND	AMOUNT ADDED ngs	AMOUNT RECOVERED ngs	% RECOVERED	LIMITS
$ 36 dibromofluorometha	100.000	118.197	118.20	70-130
$ 42 1,2-dichloroethane	100.000	101.493	101.49	70-130
$ 58 toluene-d8	100.000	92.645	92.65	70-130
$ 81 4-bromofluorobenze	100.000	100.196	100.20	70-130

Data File: \\Orgserv2\ff\chem\GCMSVOA\Voa108.i\140918.b\0918A16.D
Date : 18-SEP-2014 18:31
Client ID:
Sample Info: 11421110-17,31,10,,a
Purge Volume: 10.0
Column phase:

Instrument: Voa108.i
Operator: PD
Column diameter: 0.18

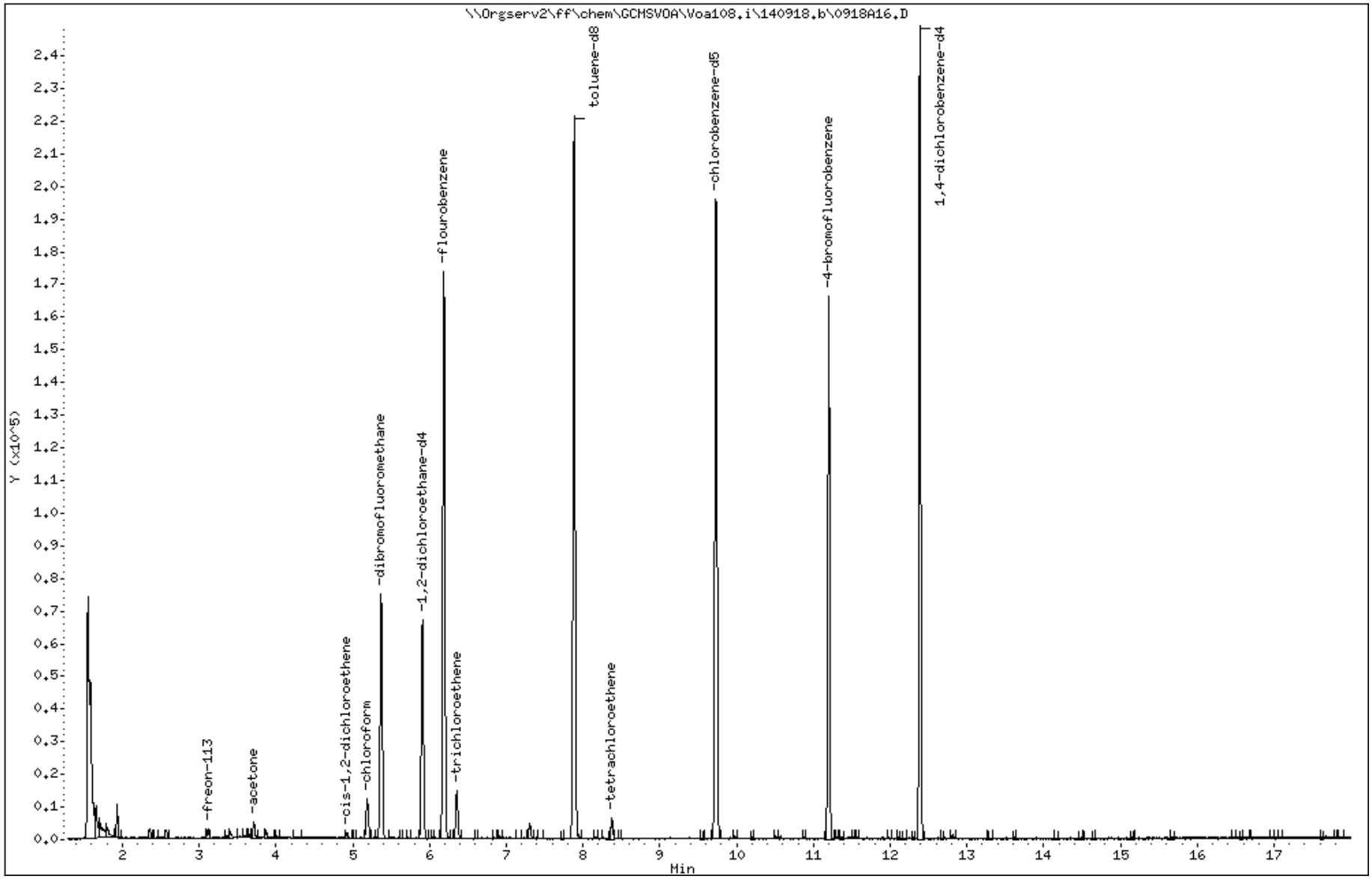

Data File: \\Orgserv2\ff\chem\GCMSVOA\Voa108.i\140918.b\0918A16.D

Date : 18-SEP-2014 18:31

Client ID:

Instrument: Voa108.i

Sample Info: l1421110-17,31,10,,a

Purge Volume: 10.0

Operator: PD

Column phase:

Column diameter: 0.18

11 freon-113

Concentration: 0.423 ngs

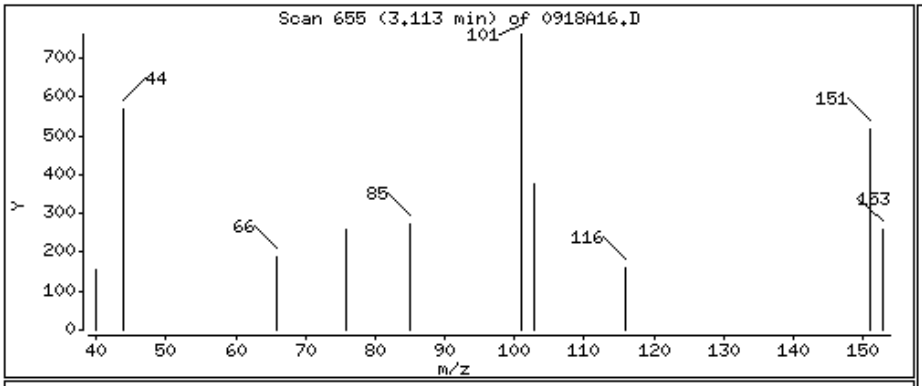

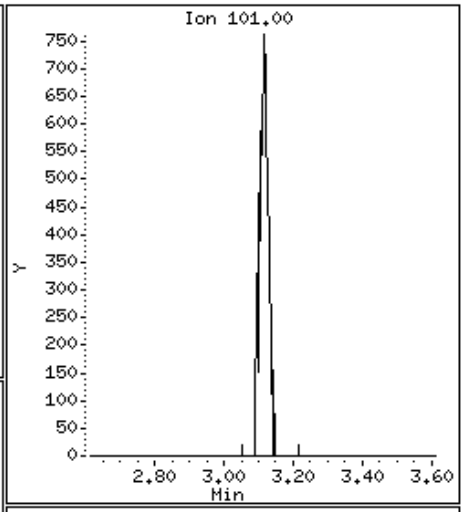

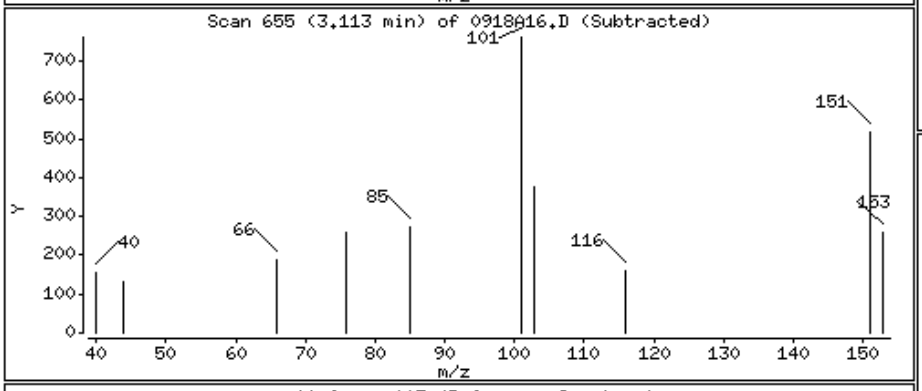

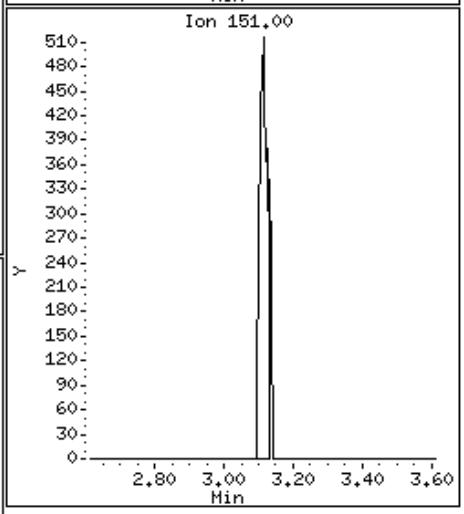

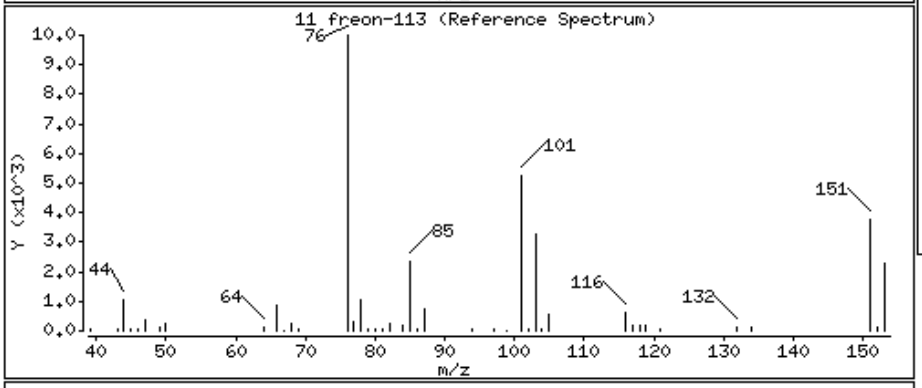

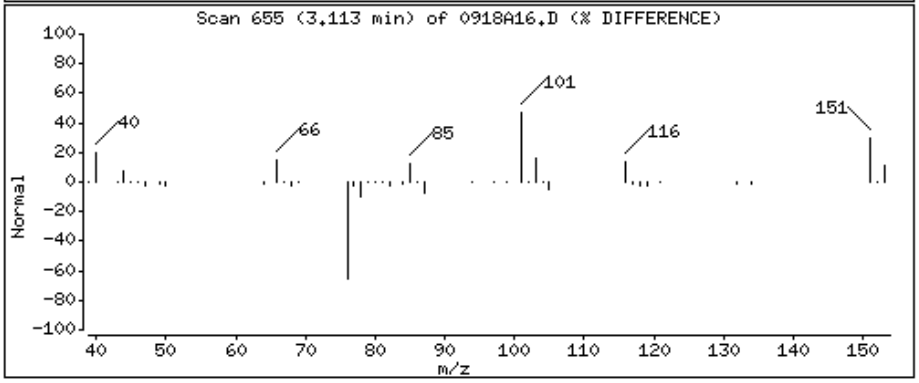

Data File: \\Orgserv2\ff\chem\GCMSVOA\Voa108.i\140918.b\0918A16.D

Date : 18-SEP-2014 18:31

Client ID:

Instrument: Voa108.i

Sample Info: l1421110-17,31,10,,a

Purge Volume: 10.0

Operator: PD

Column phase:

Column diameter: 0.18

16 acetone

Concentration: 6.025 ngs

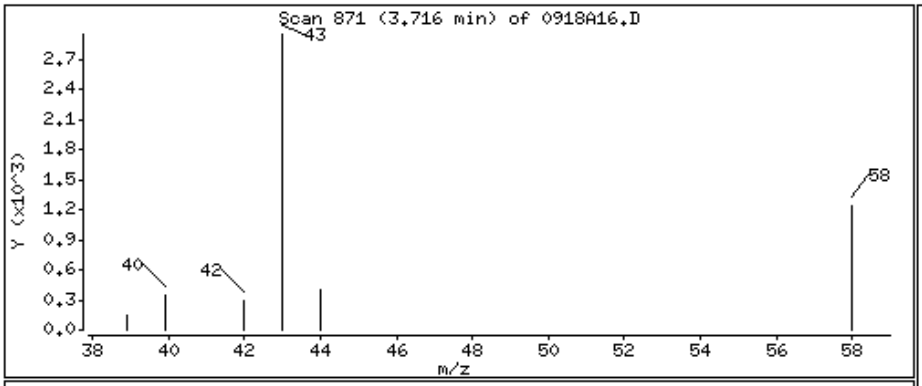

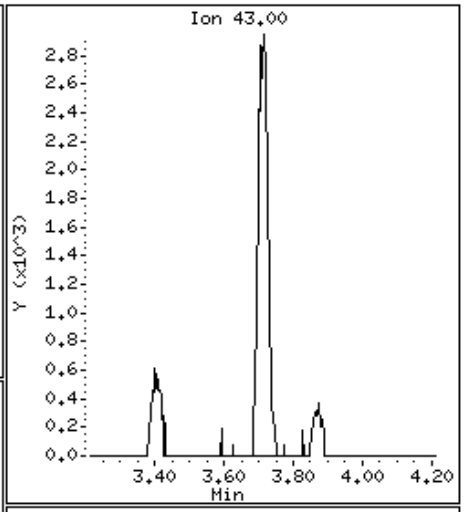

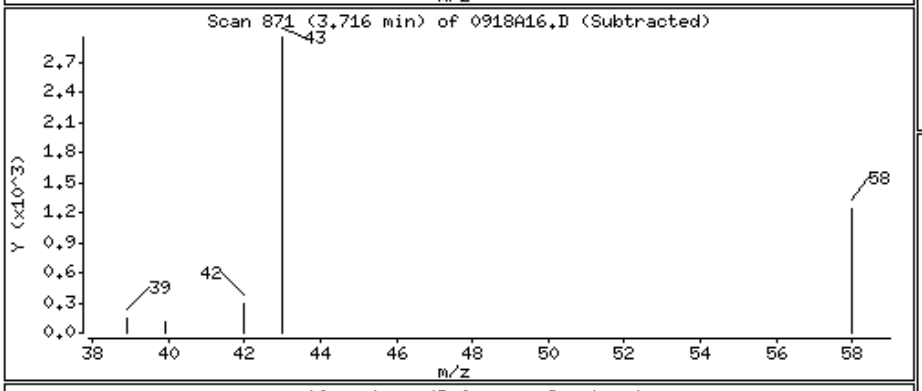

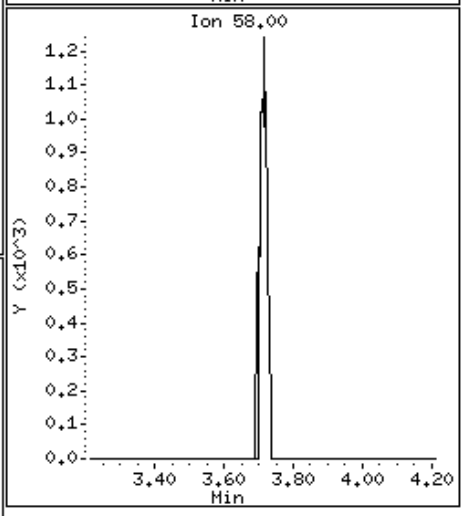

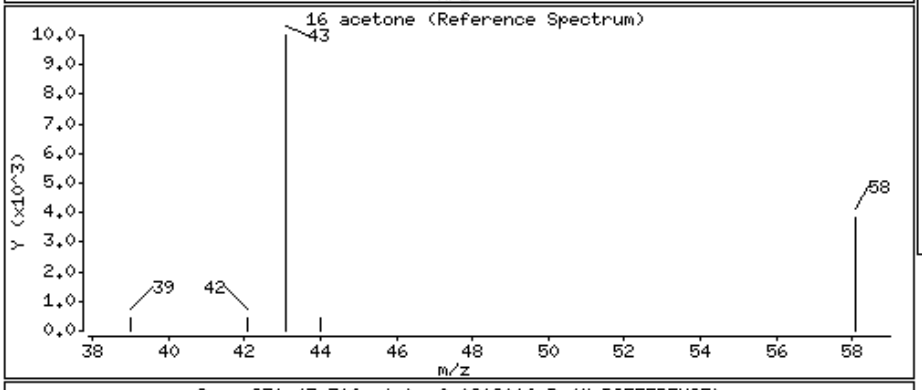

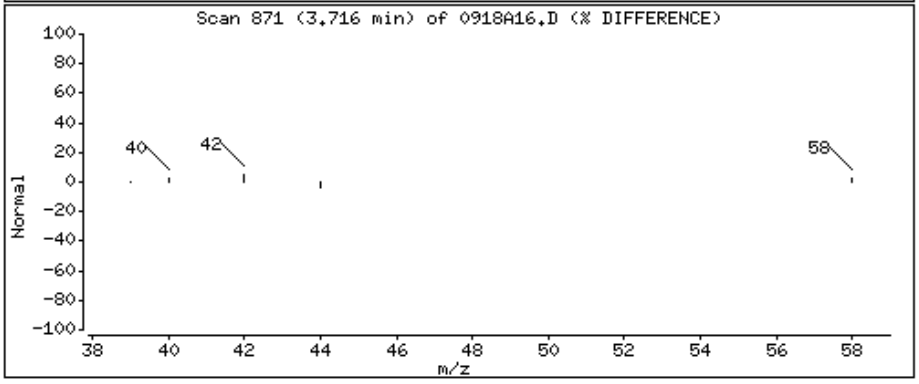

Data File: \\Orgserv2\ff\chem\GCMSVOA\Voa108.i\140918.b\0918A16.D

Date : 18-SEP-2014 18:31

Client ID:

Instrument: Voa108.i

Sample Info: l1421110-17,31,10,,a

Purge Volume: 10.0

Operator: PD

Column phase:

Column diameter: 0.18

27 cis-1,2-dichloroethene

Concentration: 0.168 ngs

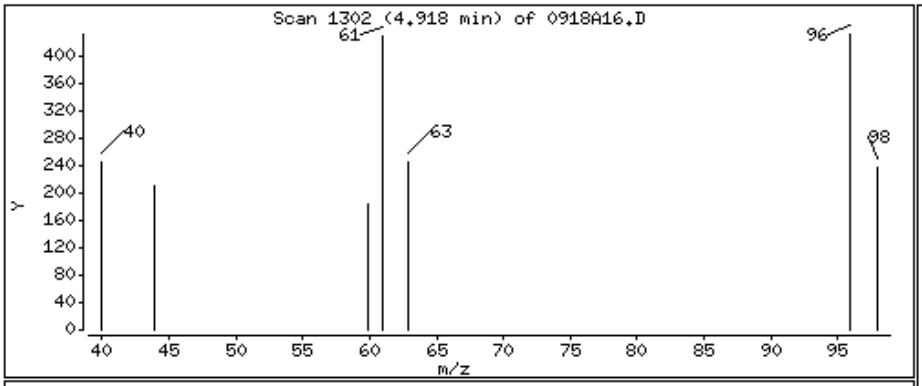

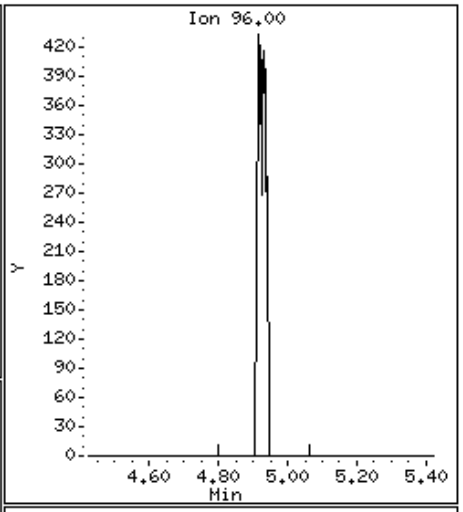

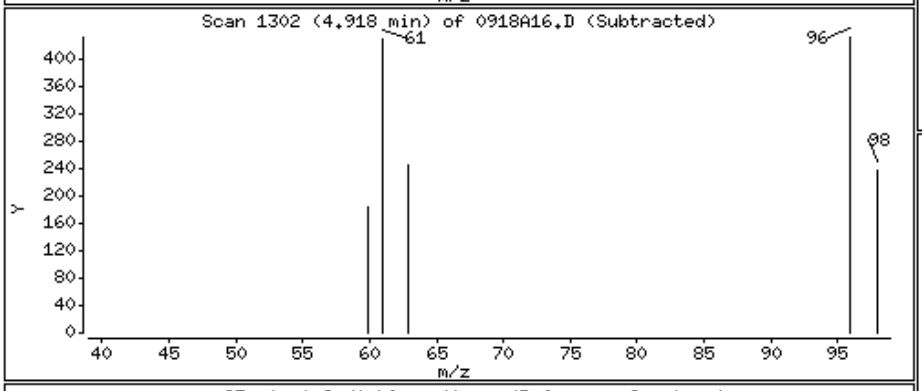

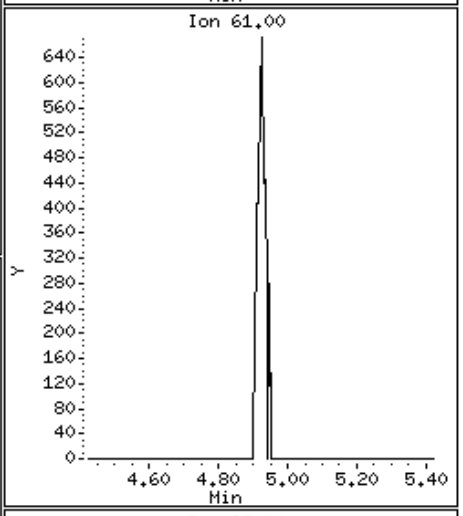

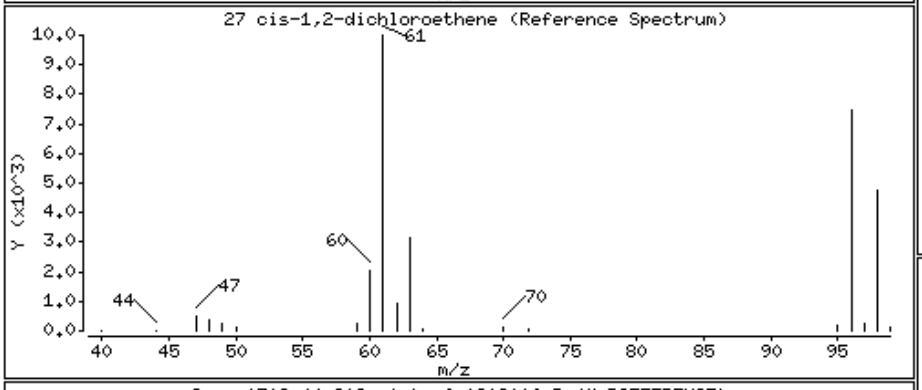

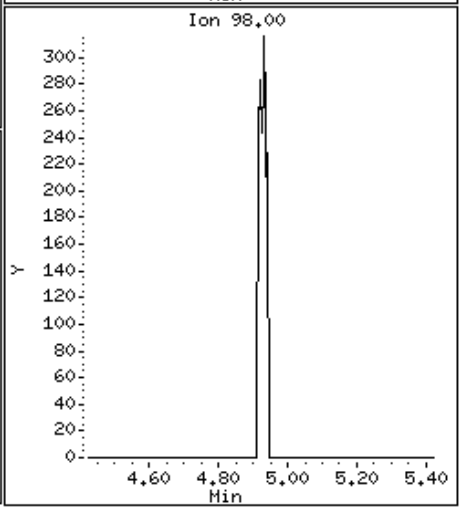

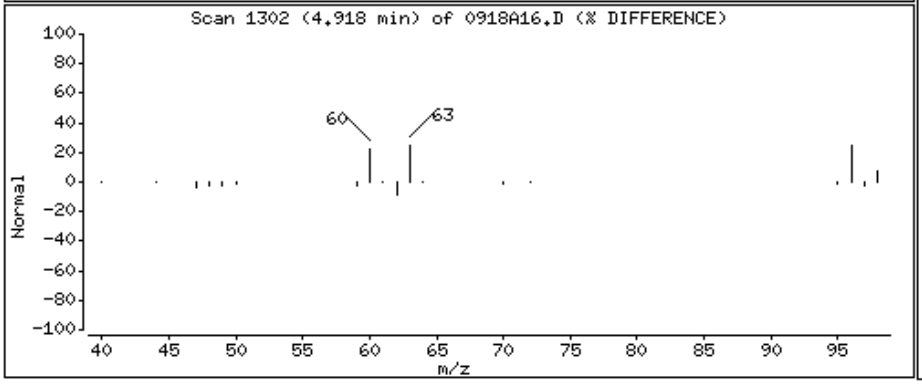

Data File: \\Orgserv2\ff\chem\GCMSVOA\Voa108.i\140918.b\0918A16.D

Date : 18-SEP-2014 18:31

Client ID:

Instrument: Voa108.i

Sample Info: l1421110-17,31,10,,a

Purge Volume: 10.0

Operator: PD

Column phase:

Column diameter: 0.18

31 chloroform

Concentration: 1.411 ngs

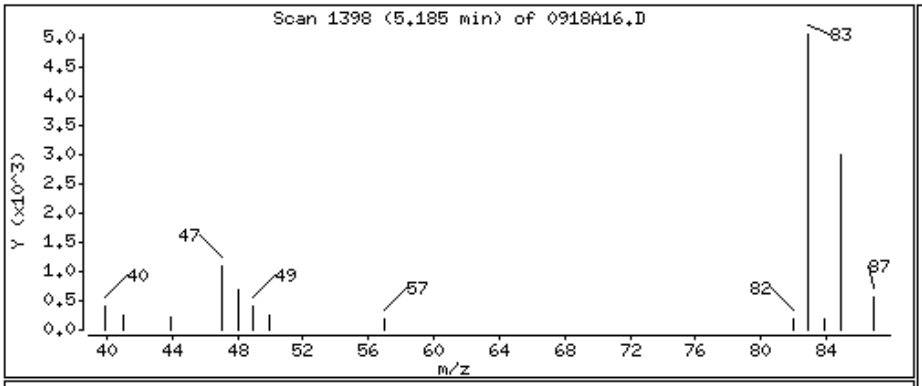

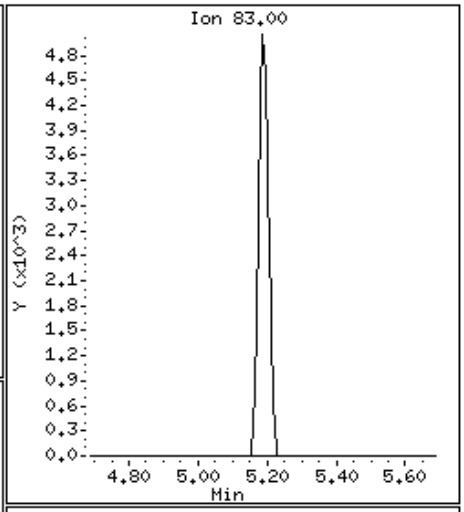

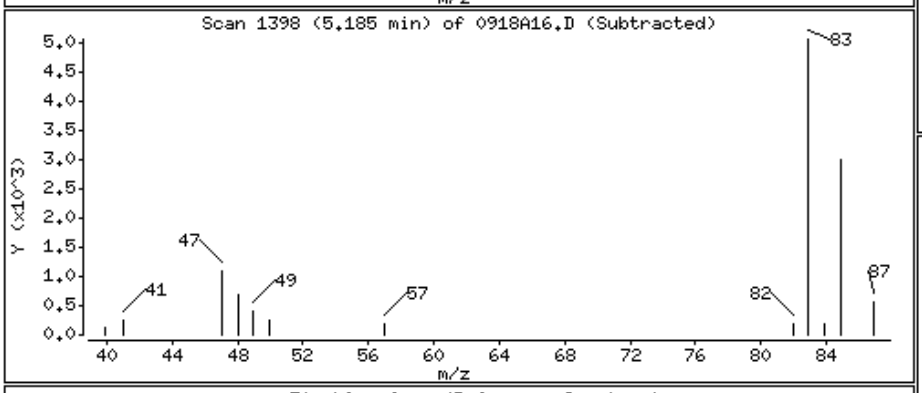

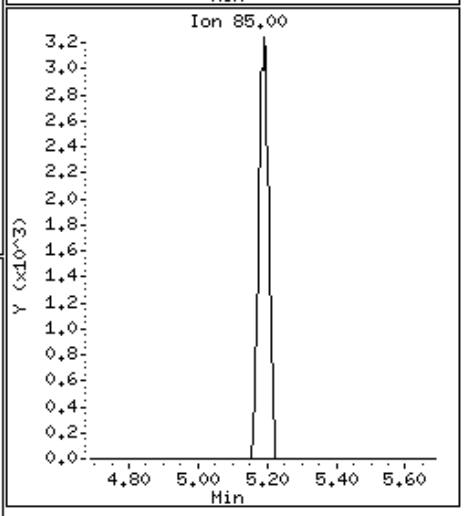

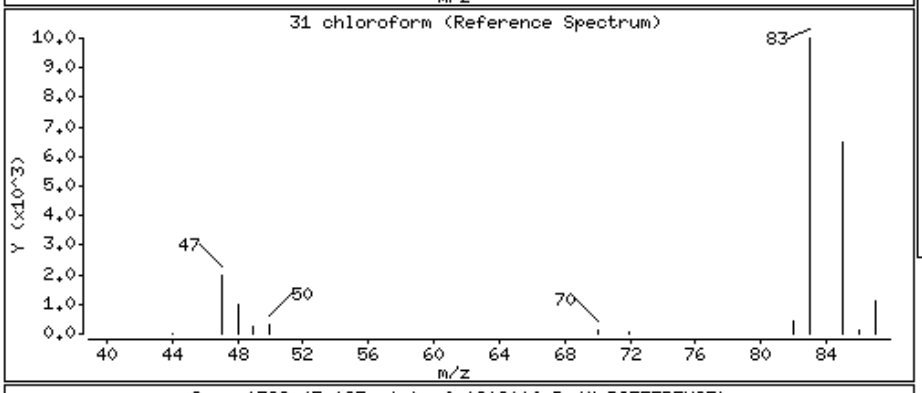

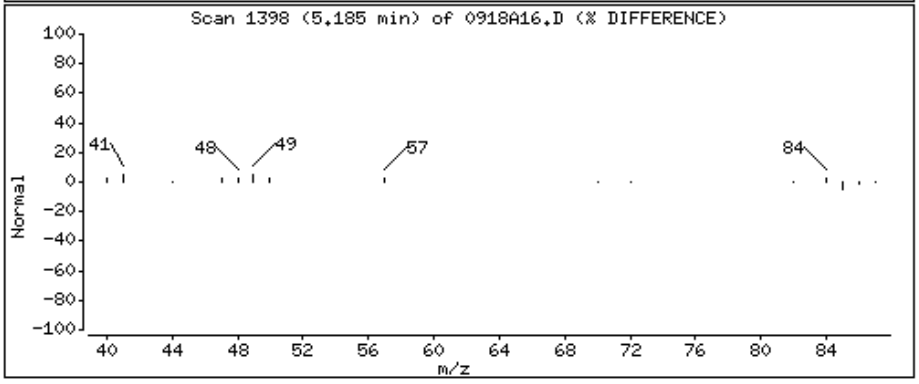

Data File: \\Orgserv2\ff\chem\GCMSVOA\Voa108.i\140918.b\0918A16.D

Date : 18-SEP-2014 18:31

Client ID:

Instrument: Voa108.i

Sample Info: l1421110-17,31,10,,a

Purge Volume: 10.0

Operator: PD

Column phase:

Column diameter: 0.18

48 trichloroethene

Concentration: 1.261 ngs

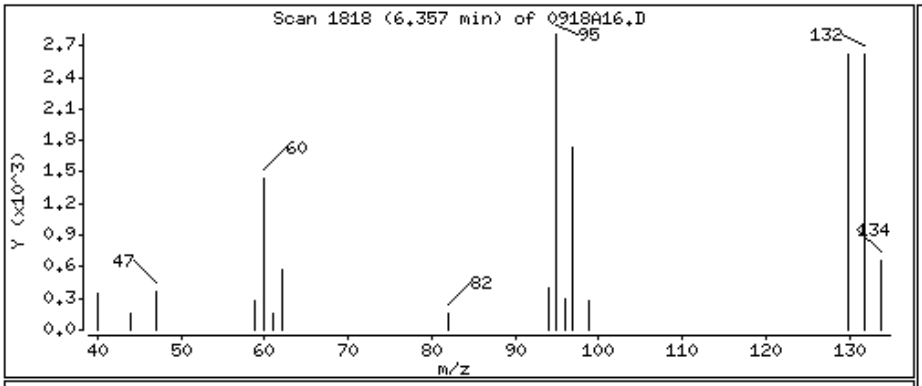

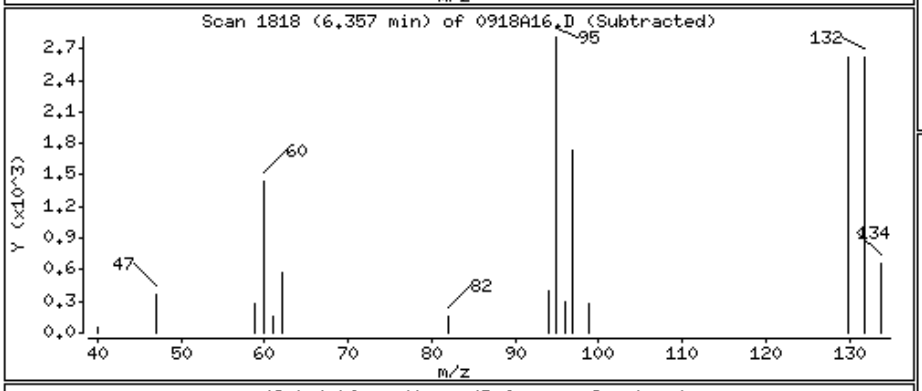

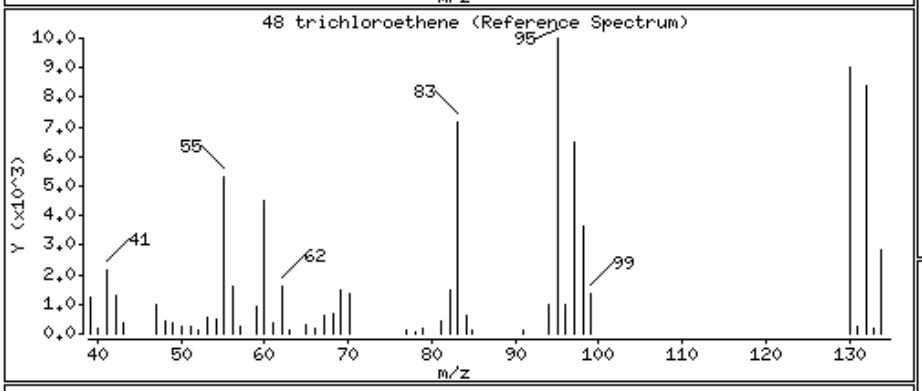

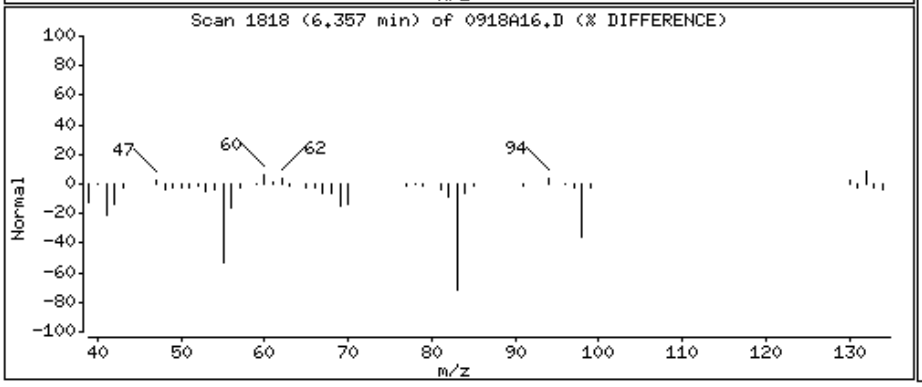

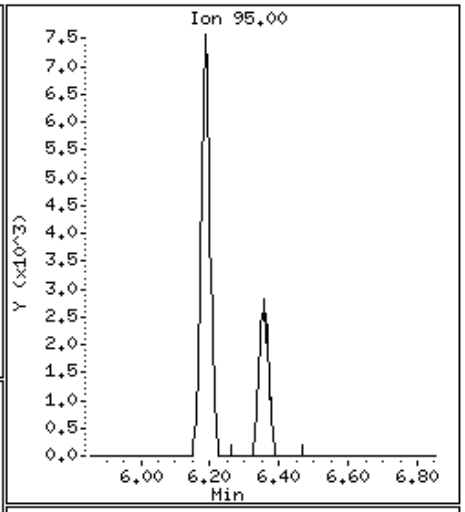

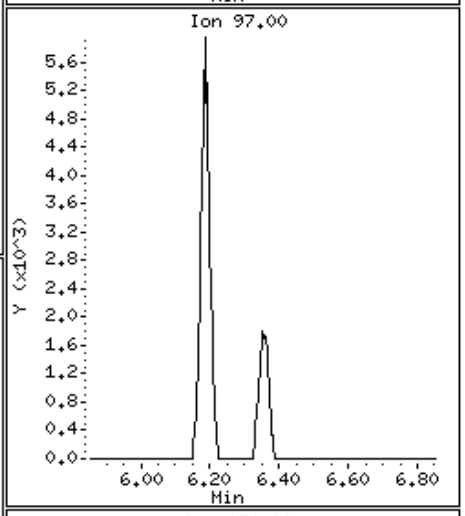

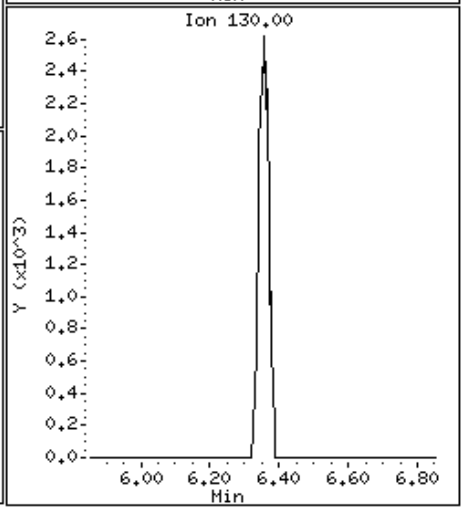

Data File: \\Orgserv2\ff\chem\GCMSVOA\Voa108.i\140918.b\0918A16.D

Date : 18-SEP-2014 18:31

Client ID:

Instrument: Voa108.i

Sample Info: l1421110-17,31,10,,a

Purge Volume: 10.0

Operator: PD

Column phase:

Column diameter: 0.18

61 tetrachloroethene

Concentration: 0.479 ngs

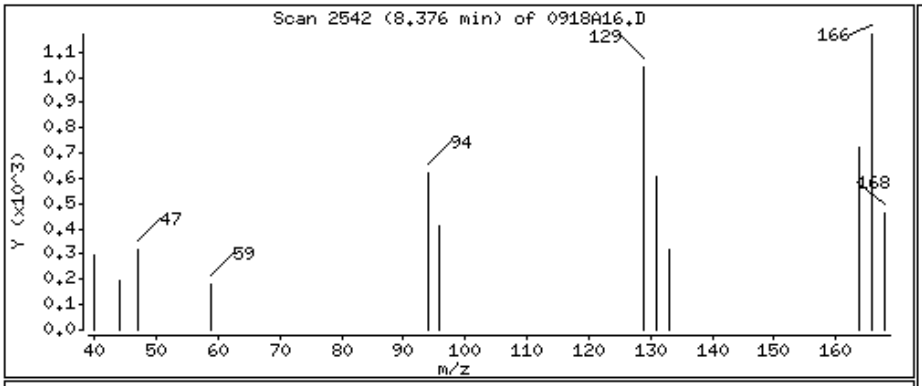

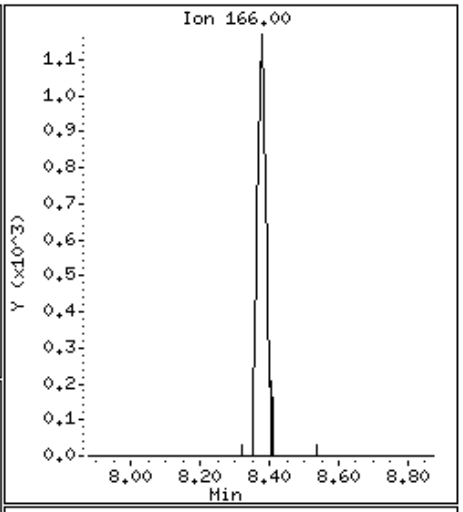

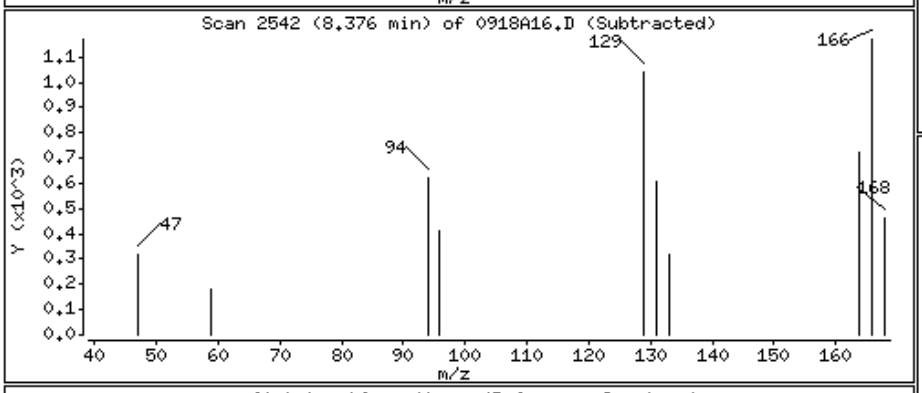

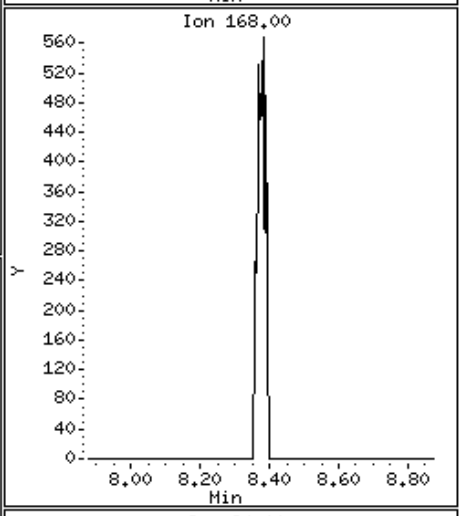

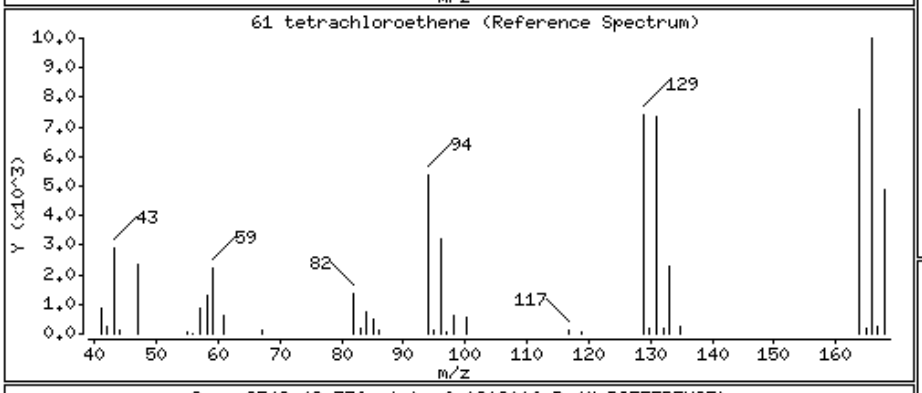

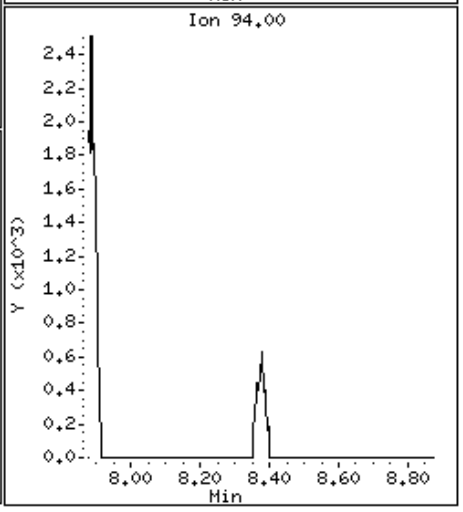

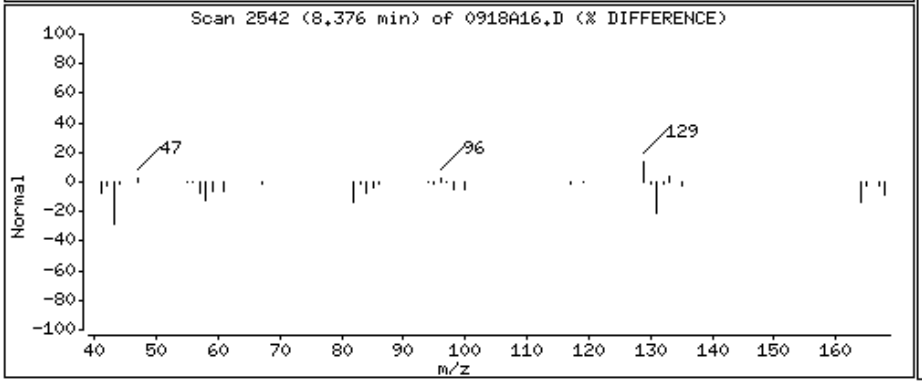

Alpha Analytical Labs

Manual Integration

Sample Info : l1421110-17,31,10,,a
wg723273,ical10053

Instrument ID : Voa108.i
Method : liq8260C.m
File : 0918A16.D
Injection Date : 18-SEP-2014 18:31
Quantitation : ISTD Integrator : HP RTE
Dilution Factor : 1.00 Sample Type: SAMPLE

This File has no version history.

//Orgserv2/ff/chem/GCMSVOA/Voa108.i/140918.b/original/0918A16.D

Alpha Analytical Labs

gc/ms voa - VOA105

Data file : \\Orgserv2\ff\chem\GCMSVOA\Voa105.i\140918.b\0918A22.D
Lab Smp Id:
Inj Date : 18-SEP-2014 18:34
Operator : PD Inst ID: Voa105.i
Smp Info : l1421110-11,31,10,,a
Misc Info : wg723247,ical10058
Comment :
Method : \\Orgserv2\ff\chem\GCMSVOA\Voa105.i\140918.b\liq8260B.m
Meth Date : 19-Sep-2014 08:22 pduczmalew Quant Type: ISTD
Cal Date : 04-SEP-2014 00:38 Cal File: 0903A13.D
Als bottle: 22
Dil Factor: 1.00000
Integrator: HP RTE Compound Sublist: NJTCL.sub
Target Version: 4.12
Processing Host: VIRTUALXP-76524

Concentration Formula: Amt * DF * CpndVariable
Cpnd Variable Local Compound Variable

			QUANT SIG					CONCENTRATIONS ON-COLUMN	FINAL	
		Compounds	MASS	RT	EXP RT	REL RT	RESPONSE	(ngs)	(ngs)	REVIEW CODE
	1	dichlorodifluoromethane	85	Compound Not Detected.						
	2	chloromethane	50	Compound Not Detected.						
	3	vinyl chloride	62	Compound Not Detected.						
	4	bromomethane	94	Compound Not Detected.						
	5	chloroethane	64	Compound Not Detected.						
	6	trichlorofluoromethane	101	Compound Not Detected.						
	8	1,1,-dichloroethene	96	Compound Not Detected.						
	9	carbon disulfide	76	Compound Not Detected.						
	10	freon-113	101	3.351	3.356	(0.518)	914	2.88473	2.884	
	11	methylene chloride	84	Compound Not Detected.						
	13	acetone	43	3.945	3.945	(0.610)	8463	113.687	113.686	
	14	trans-1,2-dichloroethene	96	Compound Not Detected.						
	15	Methyl Acetate	43	Compound Not Detected.						
	16	methyl tert butyl ether	73	Compound Not Detected.						
	19	1,1-dichloroethane	63	Compound Not Detected.						
	24	cis-1,2-dichloroethene	96	Compound Not Detected.						
	27	bromochloromethane	128	Compound Not Detected.						
	26	Cyclohexane	56	Compound Not Detected.						
	28	chloroform	83	Compound Not Detected.						
	30	carbontetrachloride	117	Compound Not Detected.						
$	32	dibromofluoromethane	113	5.648	5.648	(0.873)	32424	100.507	100.506	
	33	1,1,1-trichloroethane	97	Compound Not Detected.						
	34	2-butanone	43	Compound Not Detected.						
	36	benzene	78	Compound Not Detected.						
$	38	1,2-dichloroethane-d4	65	6.188	6.188	(0.956)	35336	114.628	114.627	
	39	1,2-dichloroethane	62	Compound Not Detected.						
*	41	flourobenzene	96	6.472	6.472	(1.000)	143401	100.000		
	42	methyl cyclohexane	83	Compound Not Detected.						

	Compounds	QUANT SIG MASS	RT	EXP RT	REL RT	RESPONSE	CONCENTRATIONS ON-COLUMN (ngs)	CONCENTRATIONS FINAL (ngs)	REVIEW CODE
	43 trichloroethene	95	6.652	6.641	(1.028)	1874	5.08454	5.084	
	46 1,2-dichloropropane	63	Compound Not Detected.						
	47 bromodichloromethane	83	Compound Not Detected.						
	49 1,4-Dioxane	88	Compound Not Detected.						
	52 cis-1,3-dichloropropene	75	Compound Not Detected.						
$	53 toluene-d8	98	8.180	8.180	(0.814)	140884	106.686	106.686	
	54 toluene	92	Compound Not Detected.						
	56 4-methyl-2-pentanone	58	Compound Not Detected.						
	55 tetrachloroethene	166	Compound Not Detected.						
	57 trans-1,3-dichloropropene	75	Compound Not Detected.						
	60 1,1,2-trichloroethane	83	Compound Not Detected.						
	61 chlorodibromomethane	129	Compound Not Detected.						
	64 1,2-dibromoethane	107	Compound Not Detected.						
	65 2-hexanone	43	Compound Not Detected.						
*	66 chlorobenzene-d5	117	10.046	10.040	(1.000)	119241	100.000		
	67 chlorobenzene	112	Compound Not Detected.						
	68 ethyl benzene	91	Compound Not Detected.						
	70 p/m xylene	106	Compound Not Detected.						
	71 o xylene	106	Compound Not Detected.						
	72 styrene	104	Compound Not Detected.						
	73 bromoform	173	Compound Not Detected.						
	74 isopropylbenzene	105	Compound Not Detected.						
$	75 4-bromofluorobenzene	95	11.464	11.470	(0.907)	61082	84.2451	84.245	
	79 1,1,2,2,-tetrachloroethane	83	Compound Not Detected.						
	92 1,3-dichlorobenzene	146	Compound Not Detected.						
*	93 1,4-dichlorobenzene-d4	152	12.643	12.643	(1.000)	69936	100.000		
	94 1,4-dichlorobenzene	146	Compound Not Detected.						
	97 1,2-dichlorobenzene	146	Compound Not Detected.						
	99 1,2-dibromo-3-chloropropane	75	Compound Not Detected.						
	102 1,2,4-trichlorobenzene	180	Compound Not Detected.						
	104 1,2,3-trichlorobenzene	180	Compound Not Detected.						

Alpha Analytical Labs

gc/ms voa - VOA105

Data file : \\Orgserv2\ff\chem\GCMSVOA\Voa105.i\140918.b\0918A22.D
Lab Smp Id:
Inj Date : 18-SEP-2014 18:34
Operator : PD Inst ID: Voa105.i
Smp Info : l1421110-11,31,10,,a
Misc Info : wg723247,ical10058
Comment :
Method : \\Orgserv2\ff\chem\GCMSVOA\Voa105.i\140918.b\liq8260B.m
Meth Date : 19-Sep-2014 08:22 pduczmalew Quant Type: ISTD
Cal Date : 04-SEP-2014 00:38 Cal File: 0903A13.D
Als bottle: 22
Dil Factor: 1.00000
Integrator: HP RTE Compound Sublist: NJTCL.sub
Target Version: 4.12
Processing Host: VIRTUALXP-76524

- NO TENTATIVELY IDENTIFIED COMPOUNDS -

Alpha Analytical Labs

INTERNAL STANDARD COMPOUNDS
AREA AND RT SUMMARY

Instrument ID: Voa105.i
Lab File ID: 0918A22.D
Lab Smp Id:
Analysis Type: VOA
Quant Type: ISTD
Operator: PD
Method File: \\Orgserv2\ff\chem\GCMSVOA\Voa105.i\140918.b\liq8260B.m
Misc Info: wg723247,ical10058

Calibration Date: 18-SEP-2014
Calibration Time: 09:14

Level: LOW
Sample Type: WATER

Test Mode:
Use Last Continuing Calibrator.
If Continuing Cal. use Initial Cal. Level 3

COMPOUND	STANDARD	AREA LIMIT LOWER	AREA LIMIT UPPER	SAMPLE	%DIFF
41 flourobenzene	226023	113012	452046	143401	-36.55
66 chlorobenzene-d5	206903	103452	413806	119241	-42.37
93 1,4-dichlorobenze	132435	66218	264870	69936	-47.19

COMPOUND	STANDARD	RT LIMIT LOWER	RT LIMIT UPPER	SAMPLE	%DIFF
41 flourobenzene	6.47	5.97	6.97	6.47	-0.00
66 chlorobenzene-d5	10.04	9.54	10.54	10.05	0.05
93 1,4-dichlorobenze	12.64	12.14	13.14	12.64	-0.00

AREA UPPER LIMIT = +100% of internal standard area.
AREA LOWER LIMIT = - 50% of internal standard area.
RT UPPER LIMIT = + 0.50 minutes of internal standard RT.
RT LOWER LIMIT = - 0.50 minutes of internal standard RT.

Alpha Analytical Labs

RECOVERY REPORT

Client Name: Client SDG: SDGa00307
Sample Matrix: LIQUID Fraction: VOA
Lab Smp Id:
Level: LOW Operator: PD
Data Type: MS DATA SampleType: SAMPLE
SpikeList File: curveall.spk Quant Type: ISTD
Sublist File: NJTCL.sub
Method File: \\Orgserv2\ff\chem\GCMSVOA\Voa105.i\140918.b\liq8260B.m
Misc Info: wg723247,ical10058

SURROGATE COMPOUND	AMOUNT ADDED ngs	AMOUNT RECOVERED ngs	% RECOVERED	LIMITS
$ 32 dibromofluorometha	100.000	100.506	100.51	70-130
$ 38 1,2-dichloroethane	100.000	114.627	114.63	70-130
$ 53 toluene-d8	100.000	106.686	106.69	70-130
$ 75 4-bromofluorobenze	100.000	84.245	84.25	70-130

Data File: \\Orgserv2\ff\chem\GCMSVOA\Voa105.i\140918.b\0918A22.D
Date : 18-SEP-2014 18:34
Client ID:
Sample Info: l1421110-11,31,10,,a
Purge Volume: 10.0
Column phase:

Instrument: Voa105.i
Operator: PD
Column diameter: 0.18

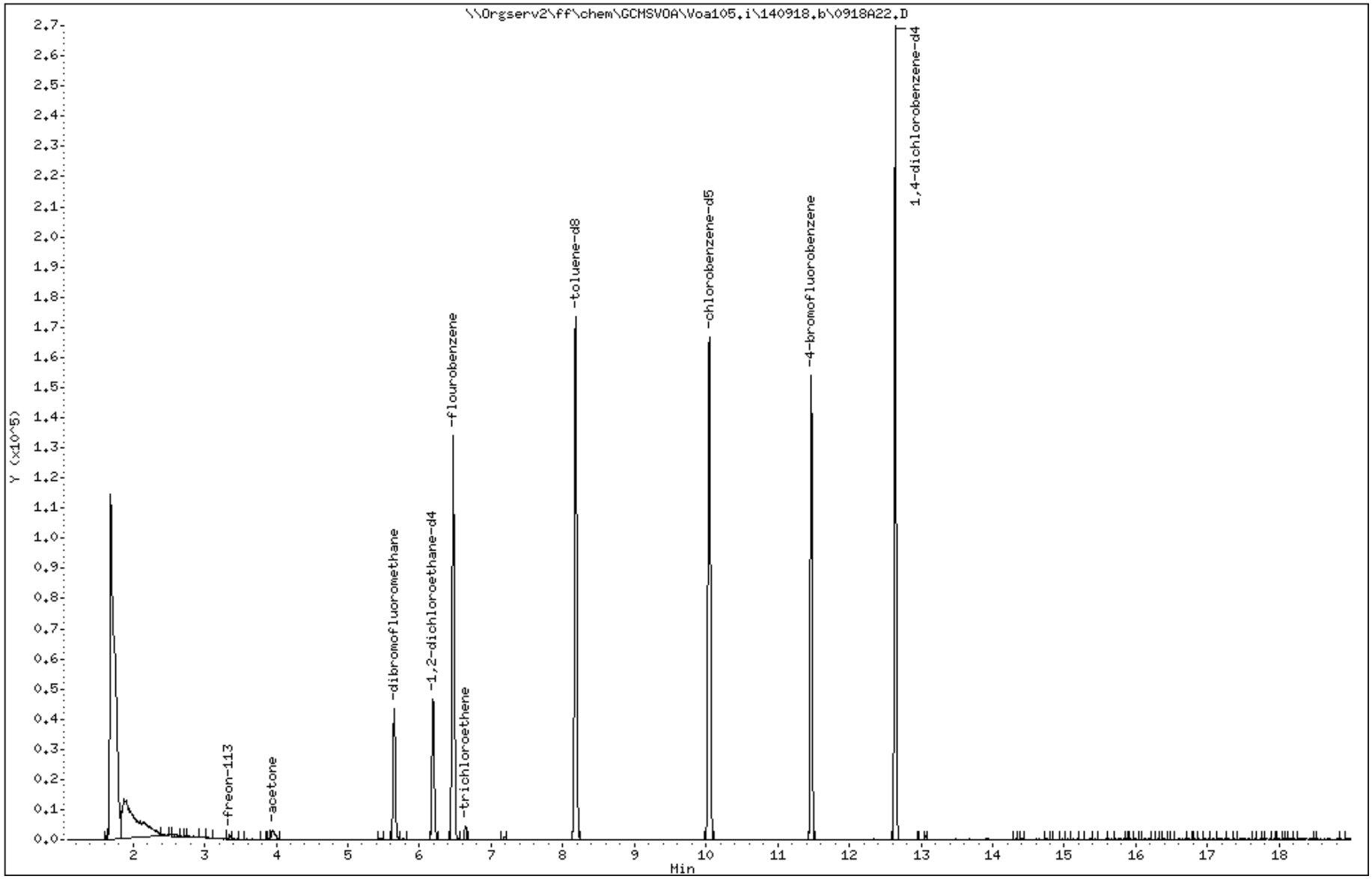

Data File: \\Orgserv2\ff\chem\GCMSVOA\Voa105.i\140918.b\0918A22.D

Date : 18-SEP-2014 18:34

Client ID:

Instrument: Voa105.i

Sample Info: l1421110-11,31,10,,a

Purge Volume: 10.0

Operator: PD

Column phase:

Column diameter: 0.18

10 freon-113

Concentration: 2.884 ngs

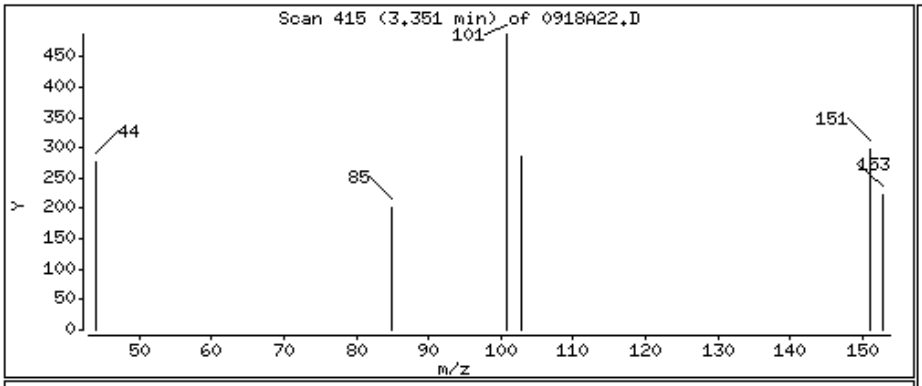

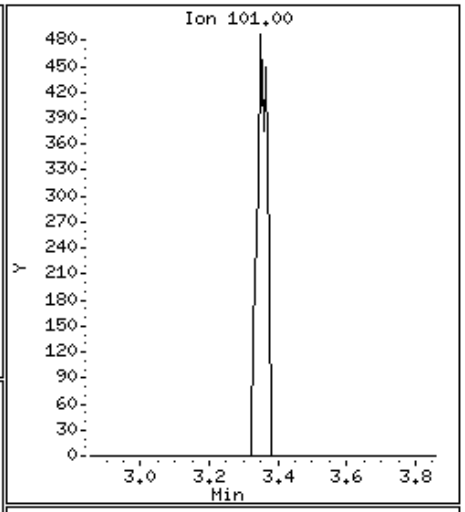

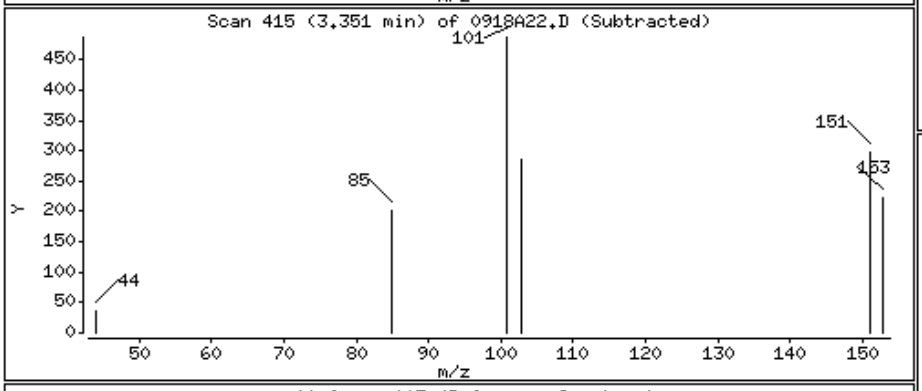

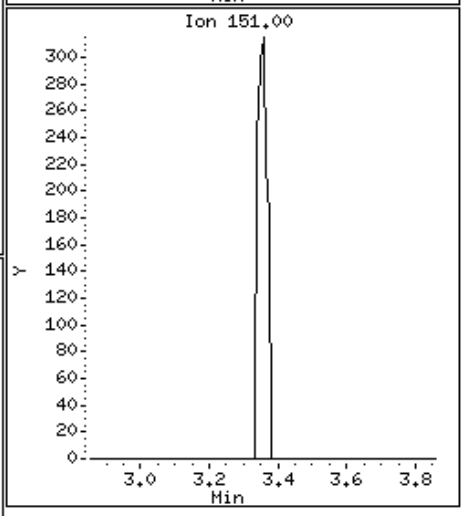

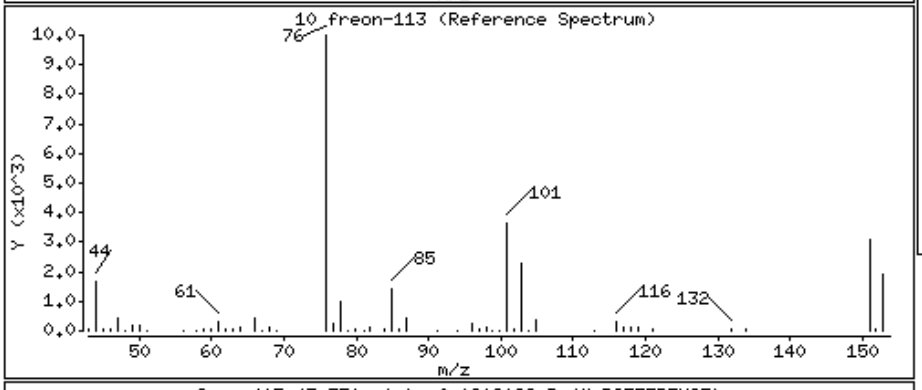

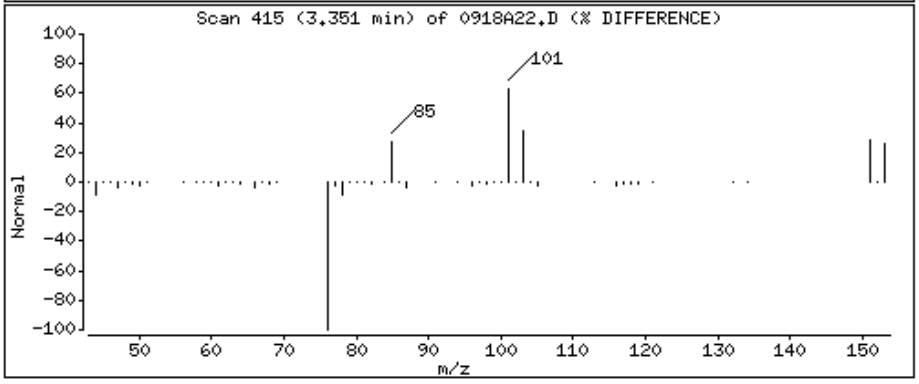

Data File: \\Orgserv2\ff\chem\GCMSVOA\Voa105.i\140918.b\0918A22.D

Date : 18-SEP-2014 18:34

Client ID:

Instrument: Voa105.i

Sample Info: l1421110-11,31,10,,a

Purge Volume: 10.0

Operator: PD

Column phase:

Column diameter: 0.18

13 acetone

Concentration: 113.686 ngs

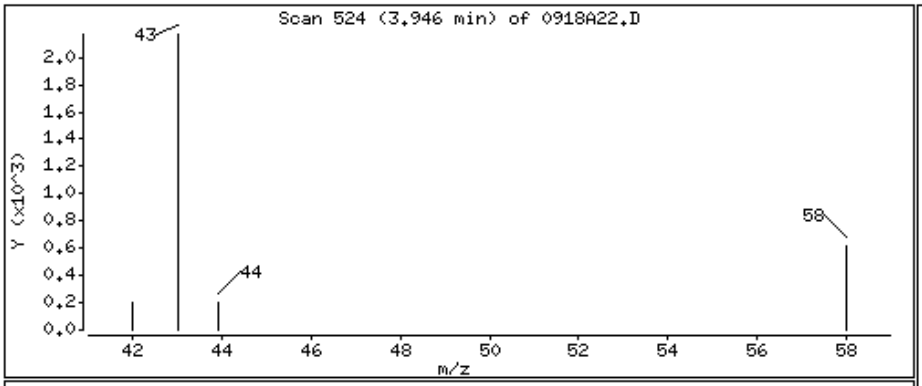

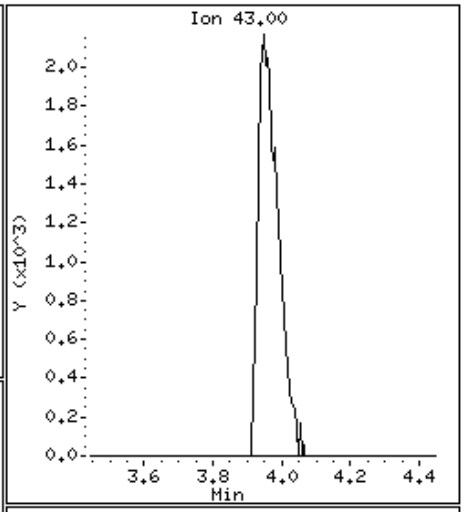

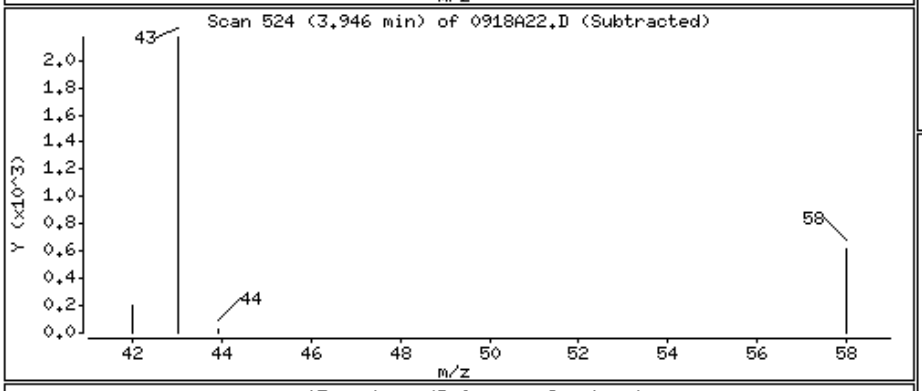

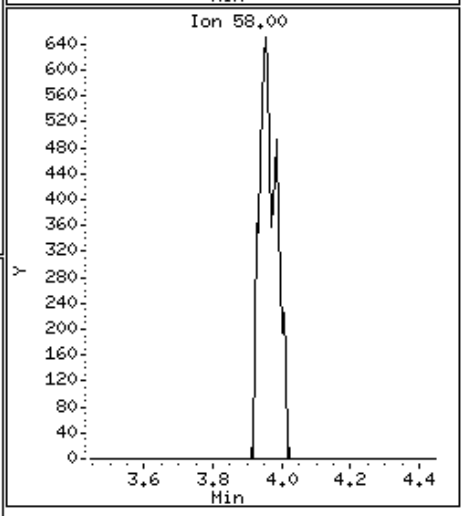

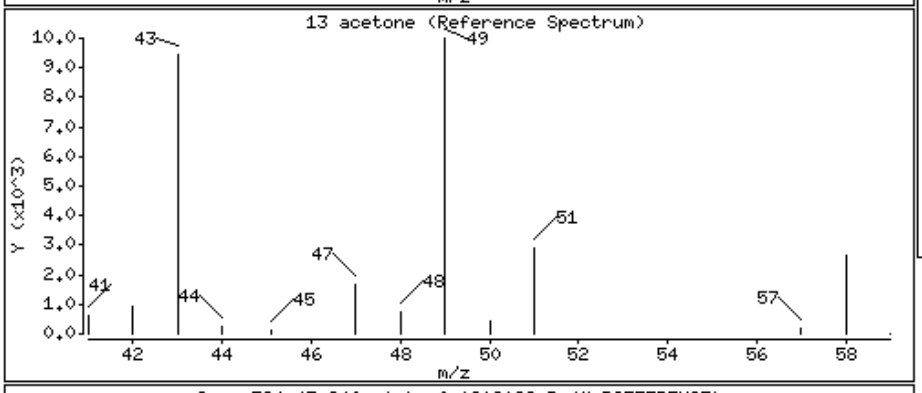

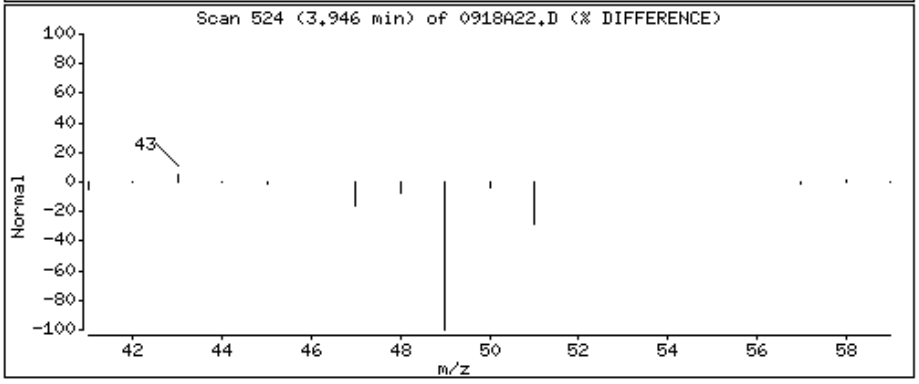

Data File: \\Orgserv2\ff\chem\GCMSVOA\Voa105.i\140918.b\0918A22.D

Date : 18-SEP-2014 18:34

Client ID:

Instrument: Voa105.i

Sample Info: l1421110-11,31,10,,a

Purge Volume: 10.0

Operator: PD

Column phase:

Column diameter: 0.18

43 trichloroethene

Concentration: 5.084 ngs

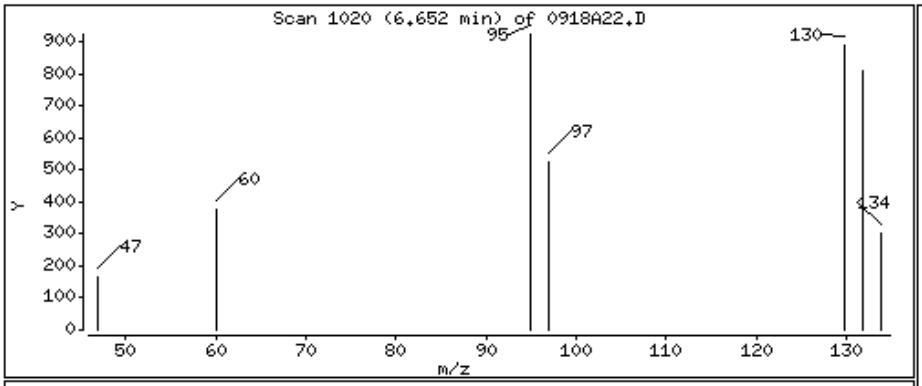

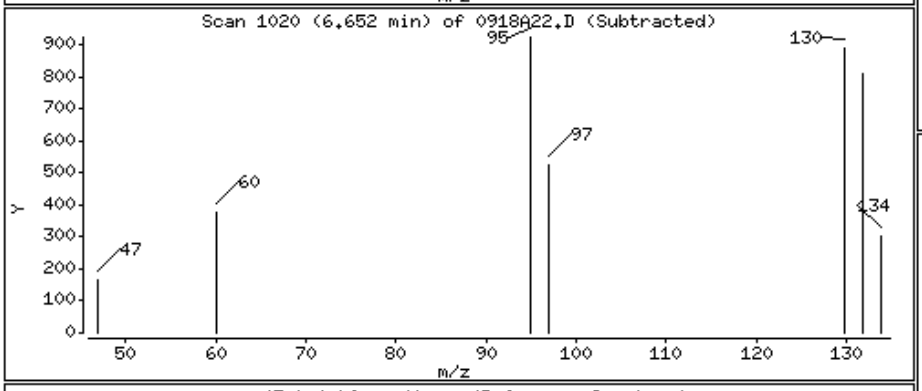

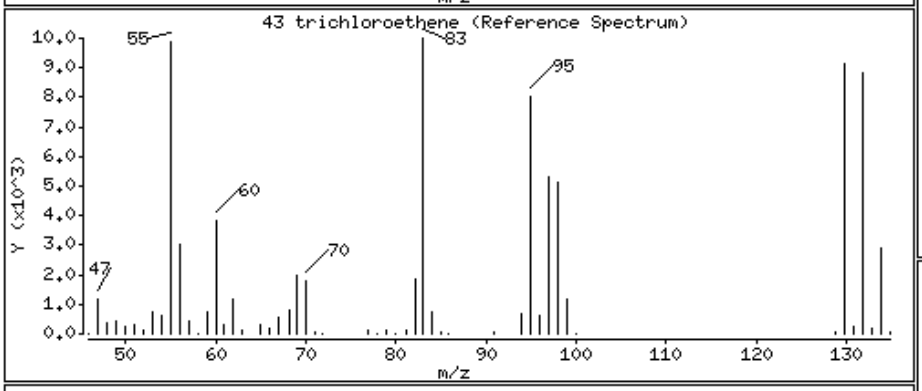

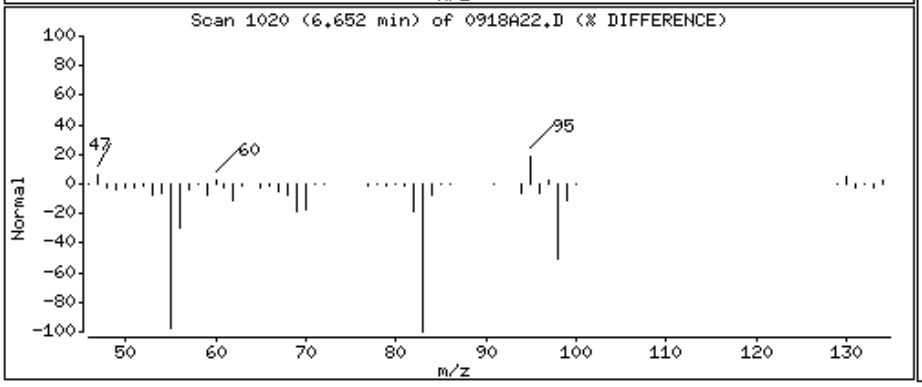

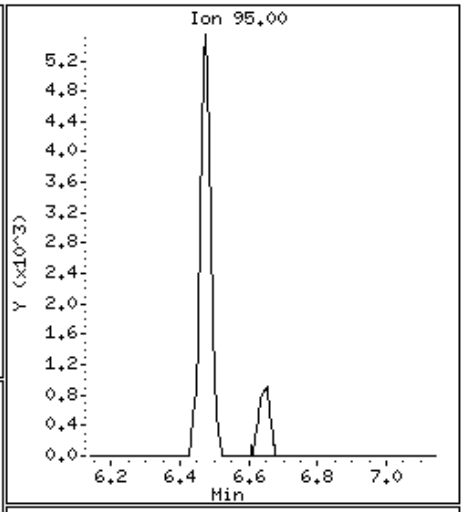

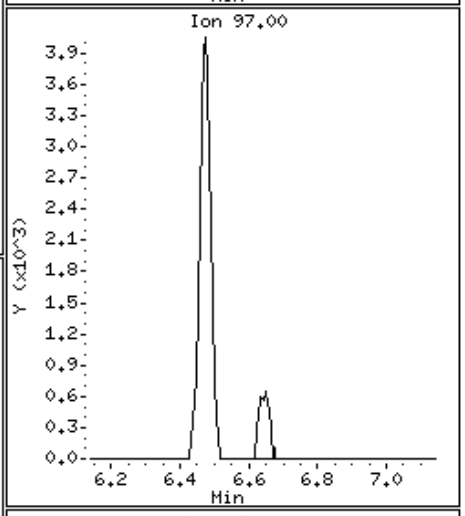

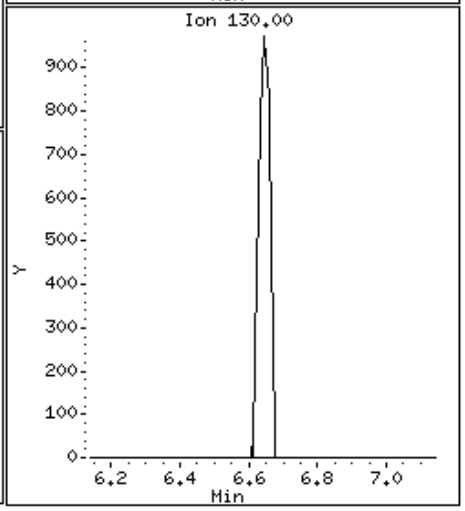

Alpha Analytical Labs

Manual Integration

Sample Info : l1421110-11,31,10,,a
wg723247,ical10058

Instrument ID : Voa105.i
Method : liq8260B.m
File : 0918A22.D
Injection Date : 18-SEP-2014 18:34
Quantitation : ISTD Integrator : HP RTE
Dilution Factor : 1.00 Sample Type: SAMPLE

This File has no version history.

//Orgserv2/ff/chem/GCMSVOA/Voa105.i/140918.b/original/0918A22.D

Alpha Analytical Labs

gc/ms voa - VOA101

Data file : \\Orgserv2\ff\chem\GCMSVOA\Voa108.i\140918.b\0918A17.D
Lab Smp Id:
Inj Date : 18-SEP-2014 18:59
Operator : PD Inst ID: Voa108.i
Smp Info : l1421110-18,31,10,,a
Misc Info : wg723273,ical10053
Comment :
Method : \\Orgserv2\ff\chem\GCMSVOA\Voa108.i\140918.b\liq8260C.m
Meth Date : 18-Sep-2014 15:10 pduczmalew Quant Type: ISTD
Cal Date : 03-SEP-2014 03:47 Cal File: 0902N13.D
Als bottle: 17
Dil Factor: 1.00000
Integrator: HP RTE Compound Sublist: NJTCL.sub
Target Version: 4.12
Processing Host: VIRTUALXP-76524

Concentration Formula: Amt * DF * 0.1 * CpndVariable
Cpnd Variable Local Compound Variable

	Compounds	QUANT SIG MASS	RT	EXP RT	REL RT	RESPONSE	CONCENTRATIONS ON-COLUMN (ngs)	FINAL (ngs)	REVIEW CODE
	1 dichlorodifluoromethane	85	Compound Not Detected.						
	2 chloromethane	50	Compound Not Detected.						
	3 vinyl chloride	62	Compound Not Detected.						
	4 bromomethane	94	Compound Not Detected.						
	5 chloroethane	64	Compound Not Detected.						
	6 trichlorofluoromethane	101	Compound Not Detected.						
	9 1,1,-dichloroethene	96	Compound Not Detected.						
	11 freon-113	101	3.116	3.113	(0.503)	1329	4.31222	0.431(aQM)	M1
	10 carbon disulfide	76	Compound Not Detected.						
	15 methylene chloride	84	Compound Not Detected.						
	16 acetone	43	3.713	3.712	(0.600)	7058	80.9659	8.096	
	17 trans-1,2-dichloroethene	96	Compound Not Detected.						
	18 Methyl Acetate	43	Compound Not Detected.						
	19 methyl tert butyl ether	73	Compound Not Detected.						
	22 1,1-dichloroethane	63	Compound Not Detected.						
	27 cis-1,2-dichloroethene	96	Compound Not Detected.						
	29 bromochloromethane	128	Compound Not Detected.						
	30 Cyclohexane	56	Compound Not Detected.						
	31 chloroform	83	5.193	5.188	(0.839)	18466	26.0333	2.603	
	33 carbontetrachloride	117	Compound Not Detected.						
$	36 dibromofluoromethane	113	5.369	5.369	(0.868)	47355	119.615	11.961	
	37 1,1,1-trichloroethane	97	Compound Not Detected.						
	38 2-butanone	43	Compound Not Detected.						
	40 benzene	78	Compound Not Detected.						
$	42 1,2-dichloroethane-d4	65	5.907	5.907	(0.954)	51811	101.429	10.142	
	43 1,2-dichloroethane	62	Compound Not Detected.						
*	46 flourobenzene	96	6.189	6.183	(1.000)	154705	100.000		
	48 trichloroethene	95	6.356	6.353	(1.027)	7881	19.0736	1.907	
	47 methyl cyclohexane	83	Compound Not Detected.						

	Compounds	QUANT SIG MASS	RT	EXP RT	REL RT	RESPONSE	CONCENTRATIONS ON-COLUMN (ngs)	CONCENTRATIONS FINAL (ngs)	REVIEW CODE
	52 1,2-dichloropropane	63	Compound Not Detected.						
	53 bromodichloromethane	83	Compound Not Detected.						
	54 1,4-Dioxane	88	Compound Not Detected.						
	57 cis-1,3-dichloropropene	75	Compound Not Detected.						
$	58 toluene-d8	98	7.884	7.881	(0.810)	156486	92.7740	9.277	
	59 toluene	92	Compound Not Detected.						
	60 4-methyl-2-pentanone	58	Compound Not Detected.						
	61 tetrachloroethene	166	8.375	8.375	(0.861)	1081	2.57644	0.257(aQM)	M2
	62 trans-1,3-dichloropropene	75	Compound Not Detected.						
	66 1,1,2-trichloroethane	83	Compound Not Detected.						
	67 chlorodibromomethane	129	Compound Not Detected.						
	70 1,2-dibromoethane	107	Compound Not Detected.						
	71 2-hexanone	43	Compound Not Detected.						
*	72 chlorobenzene-d5	117	9.730	9.727	(1.000)	124649	100.000		
	73 chlorobenzene	112	Compound Not Detected.						
	74 ethyl benzene	91	Compound Not Detected.						
	76 p/m xylene	106	Compound Not Detected.						
	77 o xylene	106	Compound Not Detected.						
	78 styrene	104	Compound Not Detected.						
	79 bromoform	173	Compound Not Detected.						
	80 isopropylbenzene	105	Compound Not Detected.						
$	81 4-bromofluorobenzene	95	11.203	11.197	(0.905)	58280	98.8152	9.881	
	85 1,1,2,2,-tetrachloroethane	83	Compound Not Detected.						
	97 1,3-dichlorobenzene	146	Compound Not Detected.						
*	98 1,4-dichlorobenzene-d4	152	12.385	12.385	(1.000)	58402	100.000		
	99 1,4-dichlorobenzene	146	Compound Not Detected.						
	102 1,2-dichlorobenzene	146	Compound Not Detected.						
	104 1,2-dibromo-3-chloropropane	75	Compound Not Detected.						
	107 1,2,4-trichlorobenzene	180	Compound Not Detected.						
	109 1,2,3-trichlorobenzene	180	Compound Not Detected.						

QC Flag Legend

a - Target compound detected but, quantitated amount
    Below Limit Of Quantitation(BLOQ).
Q - Qualifier signal failed the ratio test.
M - Compound response manually integrated.

Alpha Analytical Labs

gc/ms voa - VOA101

Data file : \\Orgserv2\ff\chem\GCMSVOA\Voa108.i\140918.b\0918A17.D
Lab Smp Id:
Inj Date : 18-SEP-2014 18:59
Operator : PD Inst ID: Voa108.i
Smp Info : l1421110-18,31,10,,a
Misc Info : wg723273,ical10053
Comment :
Method : \\Orgserv2\ff\chem\GCMSVOA\Voa108.i\140918.b\liq8260C.m
Meth Date : 18-Sep-2014 15:10 pduczmalew Quant Type: ISTD
Cal Date : 03-SEP-2014 03:47 Cal File: 0902N13.D
Als bottle: 17
Dil Factor: 1.00000
Integrator: HP RTE Compound Sublist: NJTCL.sub
Target Version: 4.12
Processing Host: VIRTUALXP-76524

- NO TENTATIVELY IDENTIFIED COMPOUNDS -

Alpha Analytical Labs

INTERNAL STANDARD COMPOUNDS
AREA AND RT SUMMARY

Instrument ID: Voa108.i
Lab File ID: 0918A17.D
Lab Smp Id:
Analysis Type: VOA
Quant Type: ISTD
Operator: PD
Method File: \\Orgserv2\ff\chem\GCMSVOA\Voa108.i\140918.b\liq8260C.m
Misc Info: wg723273,ical10053

Calibration Date: 18-SEP-2014
Calibration Time: 11:24
Level: LOW
Sample Type: WATER

Test Mode:
Use Last Continuing Calibrator.
If Continuing Cal. use Initial Cal. Level 3

COMPOUND	STANDARD	AREA LIMIT LOWER	AREA LIMIT UPPER	SAMPLE	%DIFF
46 flourobenzene	217316	108658	434632	154705	-28.81
72 chlorobenzene-d5	178985	89493	357970	124649	-30.36
98 1,4-dichlorobenze	97237	48619	194474	58402	-39.94

COMPOUND	STANDARD	RT LIMIT LOWER	RT LIMIT UPPER	SAMPLE	%DIFF
46 flourobenzene	6.18	5.68	6.68	6.19	0.09
72 chlorobenzene-d5	9.73	9.23	10.23	9.73	0.03
98 1,4-dichlorobenze	12.39	11.89	12.89	12.39	0.00

AREA UPPER LIMIT = +100% of internal standard area.
AREA LOWER LIMIT = - 50% of internal standard area.
RT UPPER LIMIT = + 0.50 minutes of internal standard RT.
RT LOWER LIMIT = - 0.50 minutes of internal standard RT.

Alpha Analytical Labs

RECOVERY REPORT

Client Name: Client SDG: SDGa00307
Sample Matrix: LIQUID Fraction: VOA
Lab Smp Id:
Level: LOW Operator: PD
Data Type: MS DATA SampleType: SAMPLE
SpikeList File: curveallim.spk Quant Type: ISTD
Sublist File: NJTCL.sub
Method File: \\Orgserv2\ff\chem\GCMSVOA\Voa108.i\140918.b\liq8260C.m
Misc Info: wg723273,ical10053

SURROGATE COMPOUND	AMOUNT ADDED ngs	AMOUNT RECOVERED ngs	% RECOVERED	LIMITS
$ 36 dibromofluorometha	100.000	119.614	119.61	70-130
$ 42 1,2-dichloroethane	100.000	101.428	101.43	70-130
$ 58 toluene-d8	100.000	92.774	92.77	70-130
$ 81 4-bromofluorobenze	100.000	98.815	98.82	70-130

Data File: \\Orgserv2\ff\chem\GCMSVOA\Voa108.i\140918.b\0918A17.D
Date : 18-SEP-2014 18:59
Client ID:
Sample Info: 11421110-18,31,10,,a
Purge Volume: 10.0
Column phase:

Instrument: Voa108.i
Operator: PD
Column diameter: 0.18

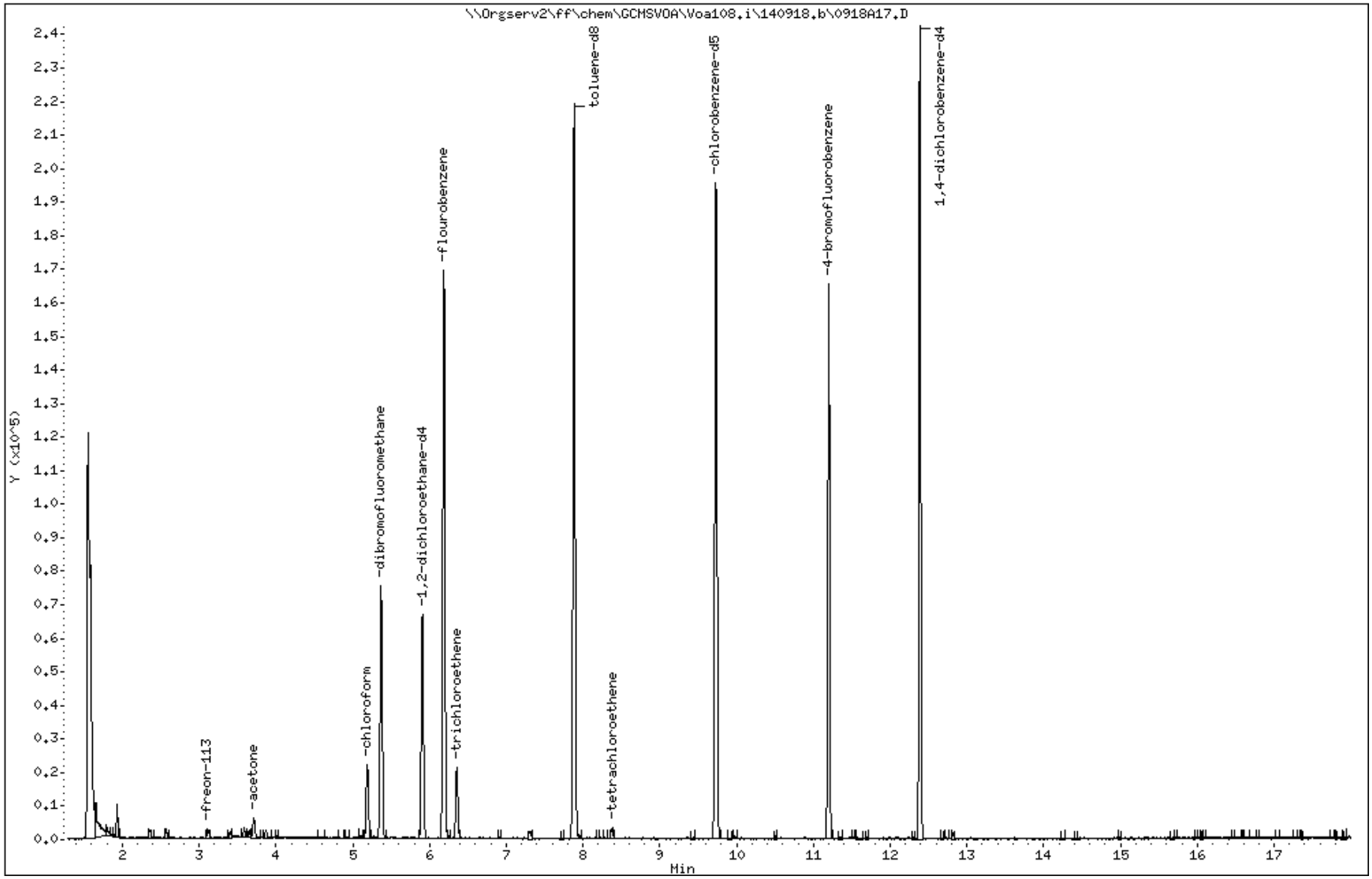

Data File: \\Orgserv2\ff\chem\GCMSVOA\Voa108.i\140918.b\0918A17.D

Date : 18-SEP-2014 18:59

Client ID:

Instrument: Voa108.i

Sample Info: l1421110-18,31,10,,a

Purge Volume: 10.0

Operator: PD

Column phase:

Column diameter: 0.18

11 freon-113

Concentration: 0.431 ngs

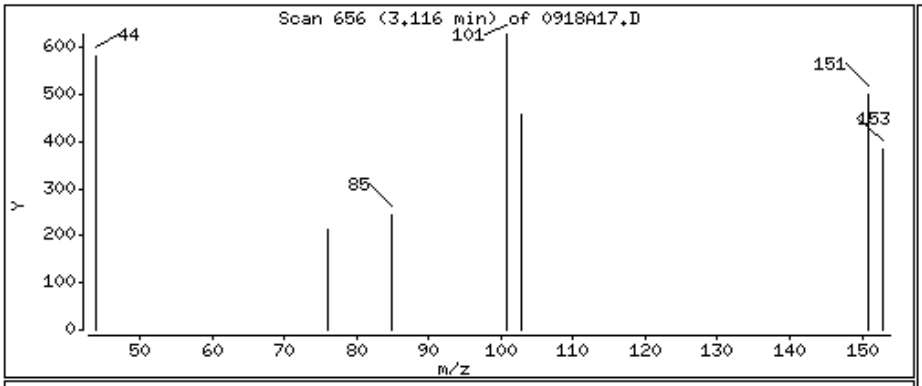

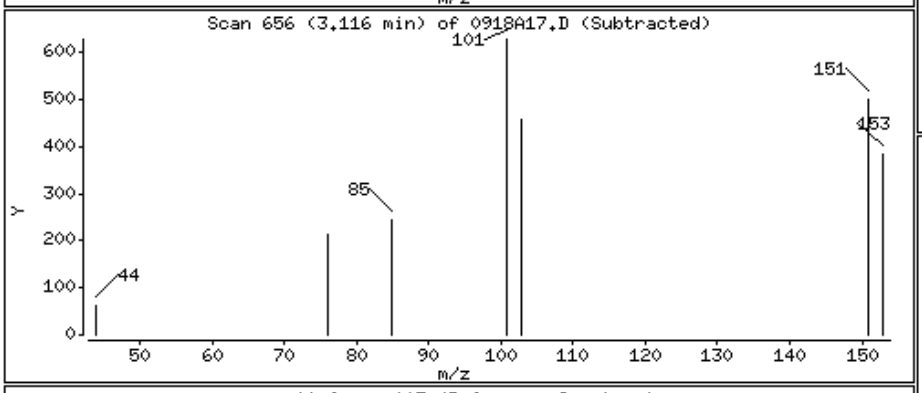

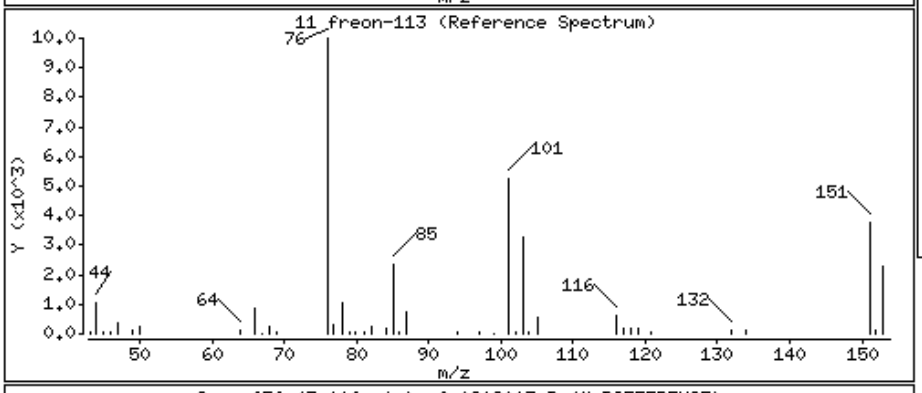

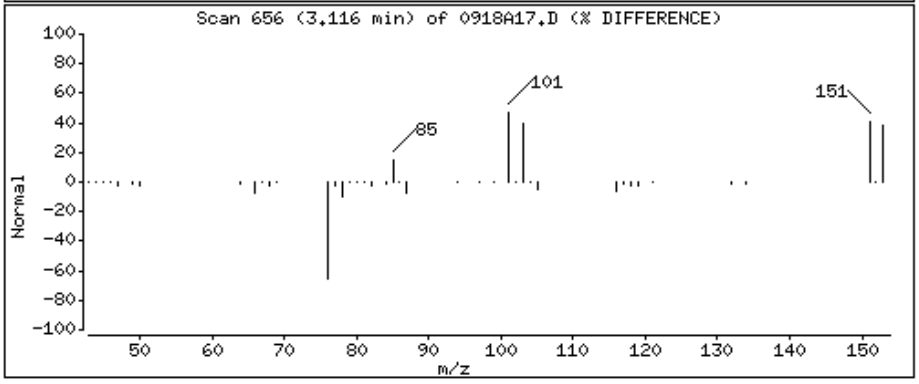

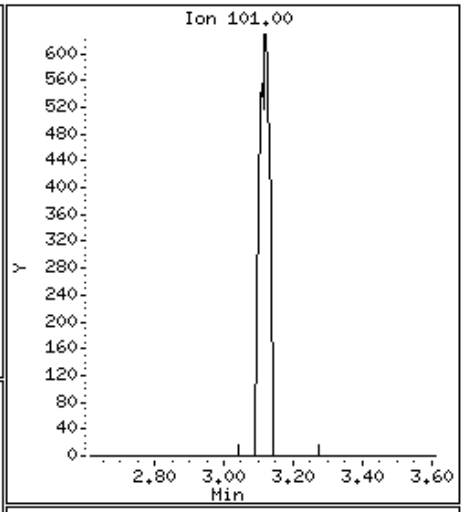

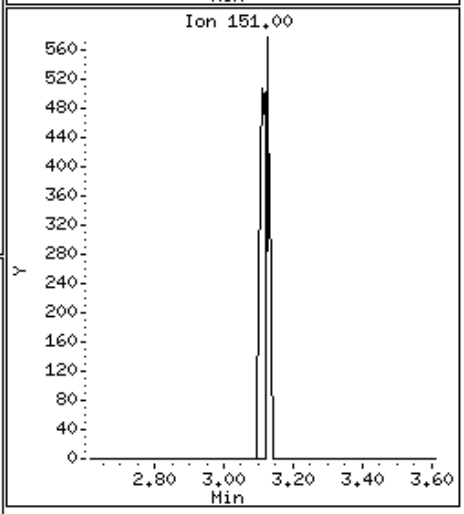

Data File: \\Orgserv2\ff\chem\GCMSVOA\Voa108.i\140918.b\0918A17.D

Date : 18-SEP-2014 18:59

Client ID:

Instrument: Voa108.i

Sample Info: l1421110-18,31,10,,a

Purge Volume: 10.0

Operator: PD

Column phase:

Column diameter: 0.18

16 acetone

Concentration: 8.096 ngs

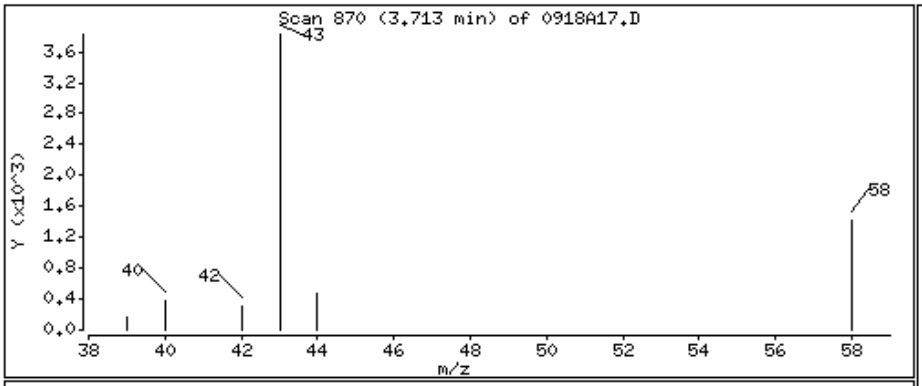

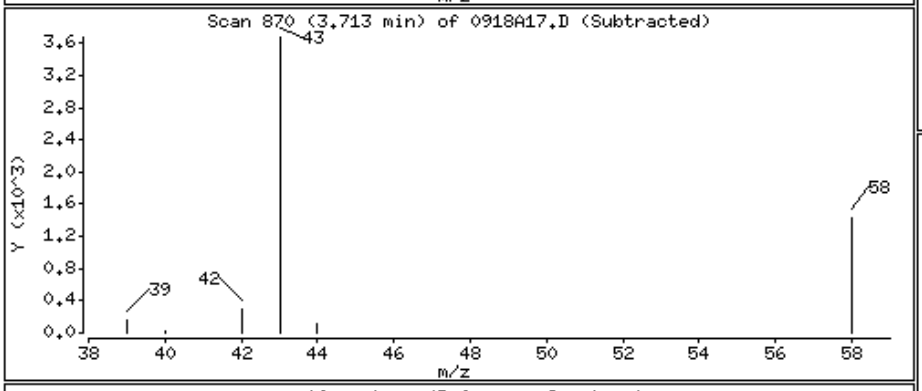

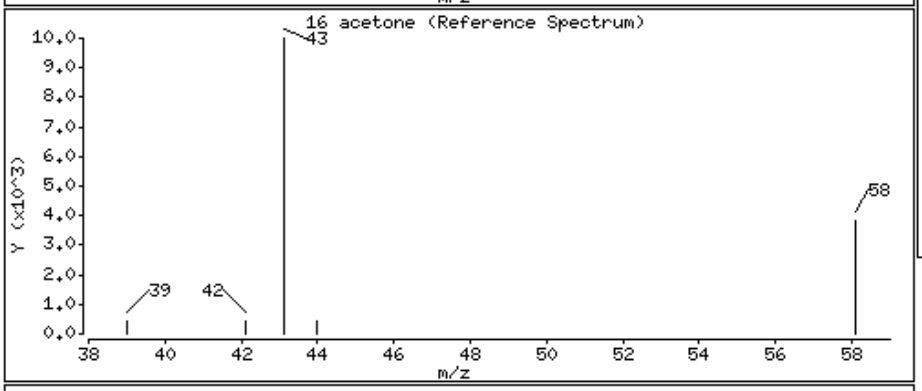

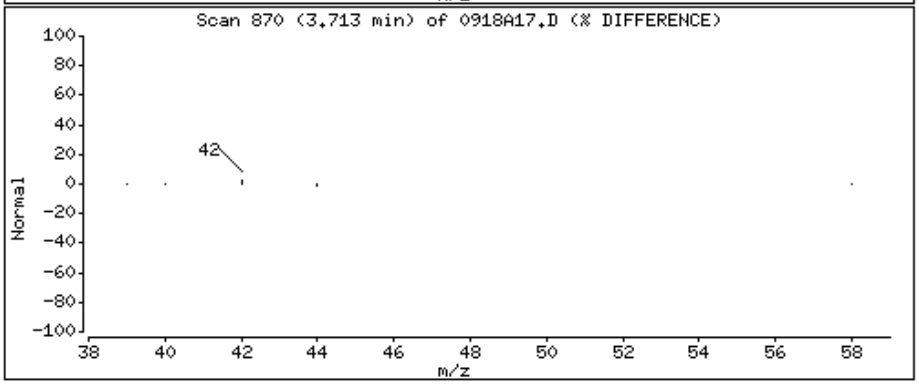

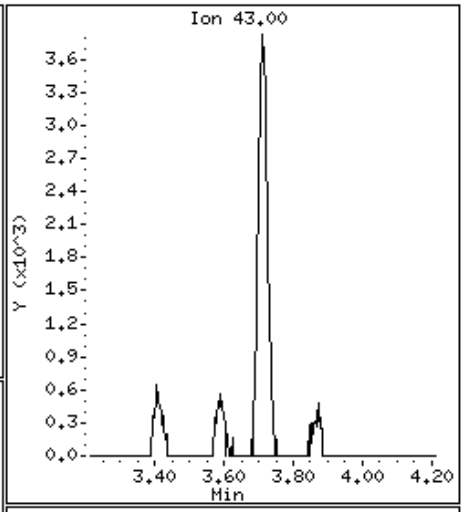

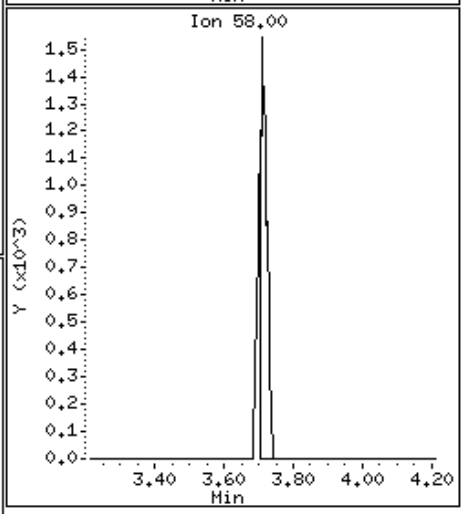

Data File: \\Orgserv2\ff\chem\GCMSVOA\Voa108.i\140918.b\0918A17.D

Date : 18-SEP-2014 18:59

Client ID:

Instrument: Voa108.i

Sample Info: l1421110-18,31,10,,a

Purge Volume: 10.0

Operator: PD

Column phase:

Column diameter: 0.18

31 chloroform

Concentration: 2.603 ngs

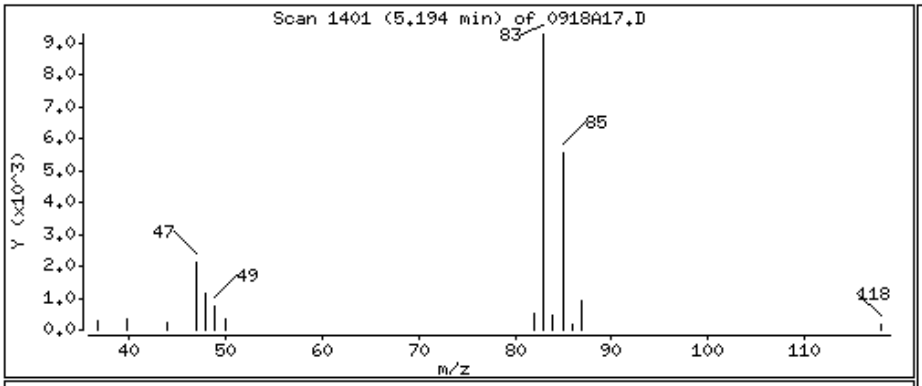

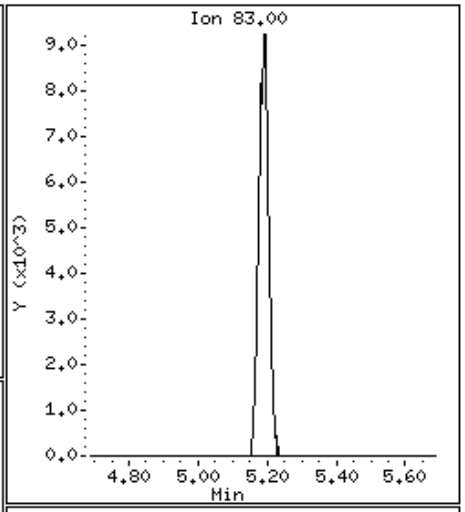

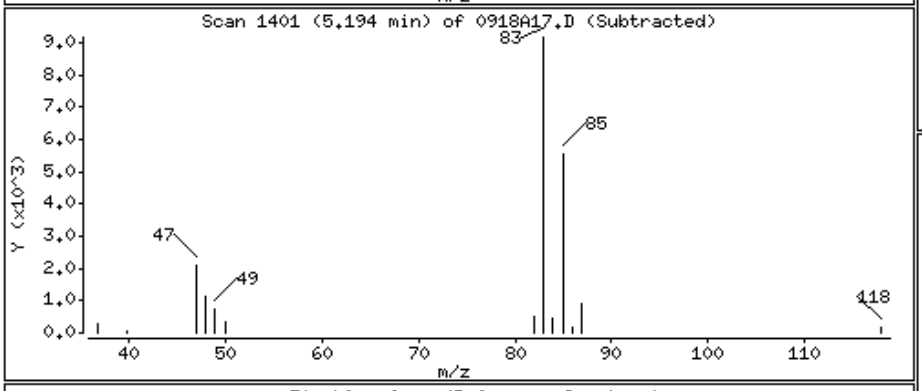

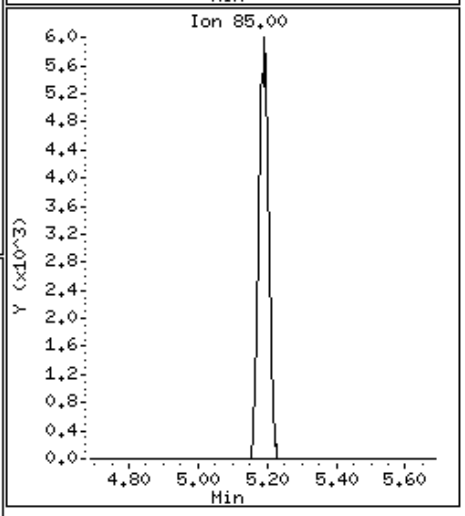

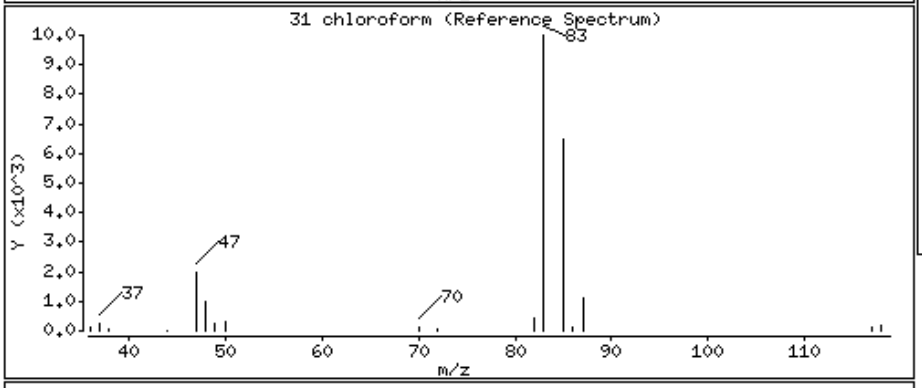

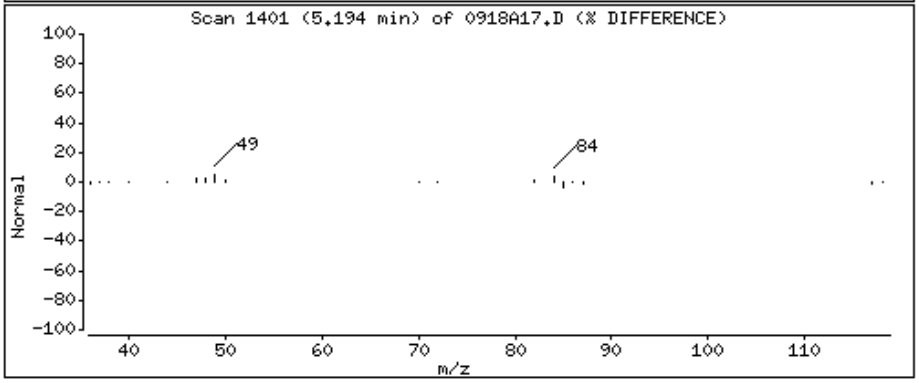

Data File: \\Orgserv2\ff\chem\GCMSVOA\Voa108.i\140918.b\0918A17.D

Date : 18-SEP-2014 18:59

Client ID:

Instrument: Voa108.i

Sample Info: l1421110-18,31,10,,a

Purge Volume: 10.0

Operator: PD

Column phase:

Column diameter: 0.18

48 trichloroethene

Concentration: 1.907 ngs

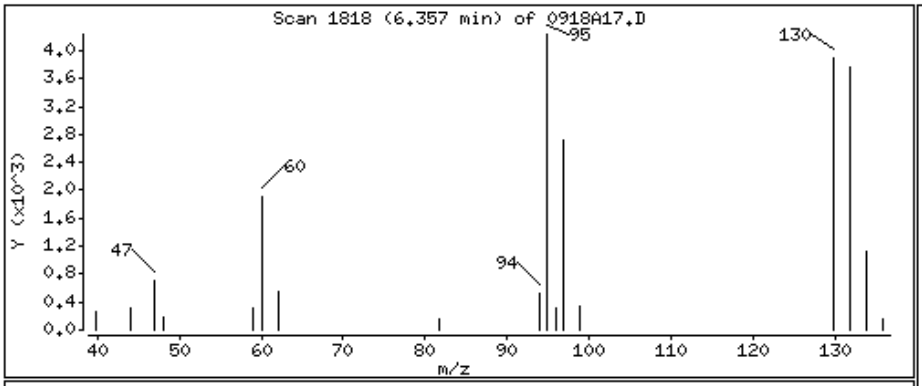

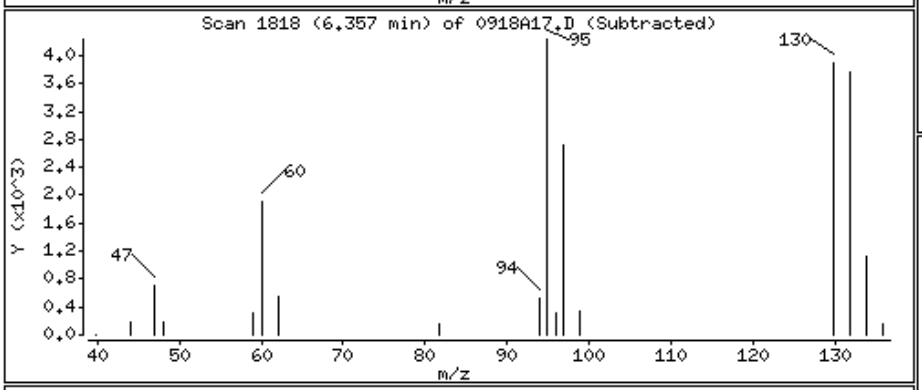

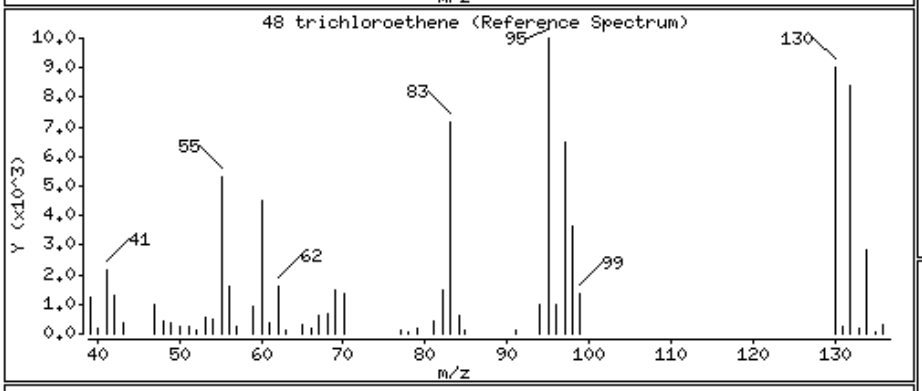

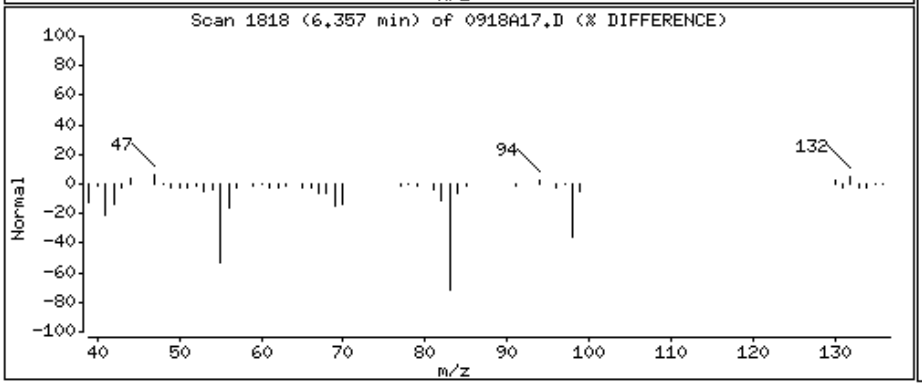

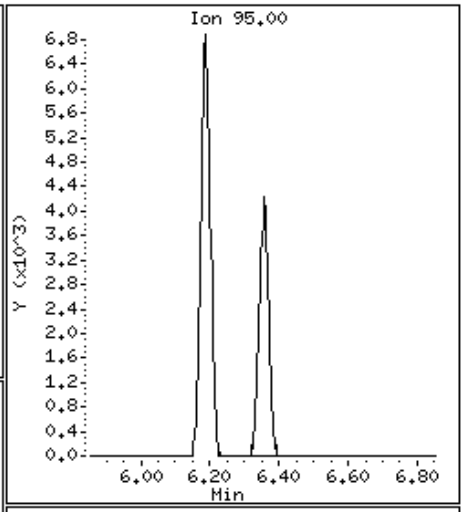

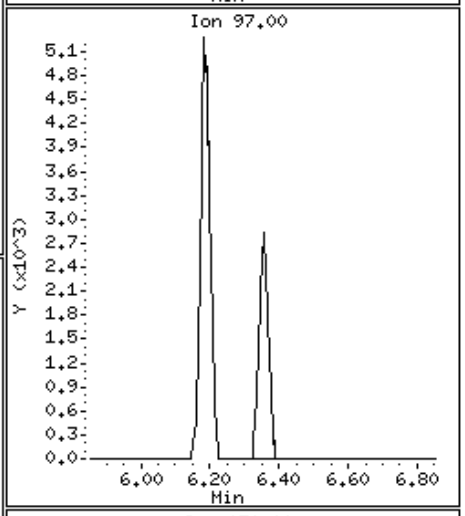

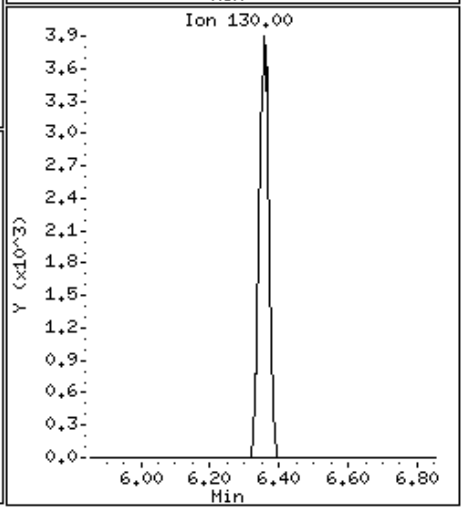

Data File: \\Orgserv2\ff\chem\GCMSVOA\Voa108.i\140918.b\0918A17.D

Date : 18-SEP-2014 18:59

Client ID:

Instrument: Voa108.i

Sample Info: l1421110-18,31,10,,a

Purge Volume: 10.0

Operator: PD

Column phase:

Column diameter: 0.18

61 tetrachloroethene

Concentration: 0.257 ngs

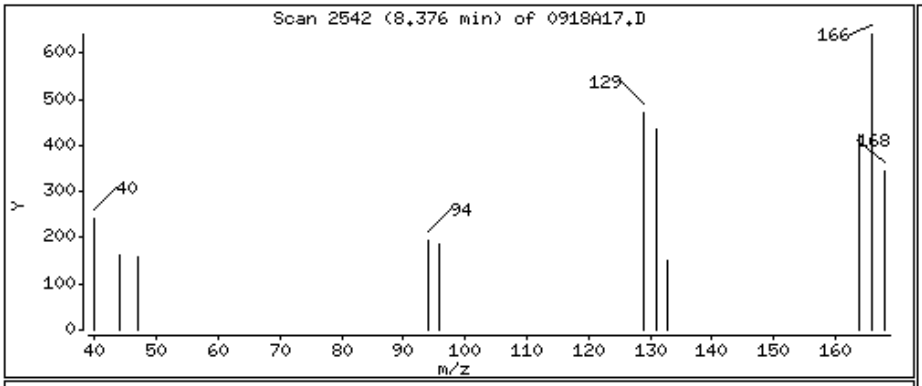

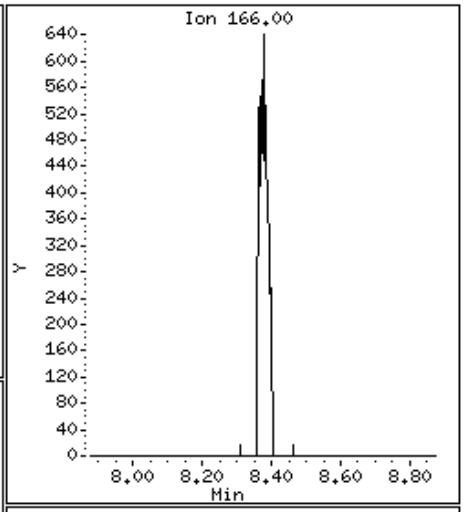

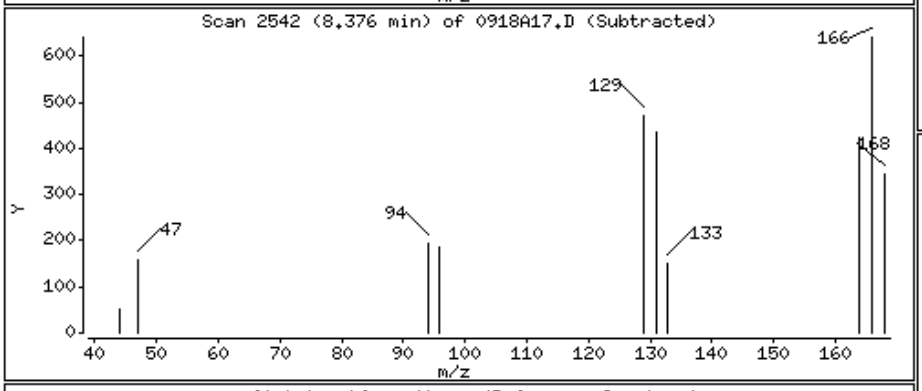

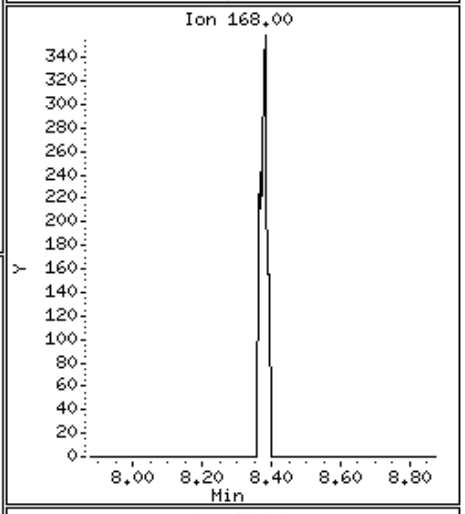

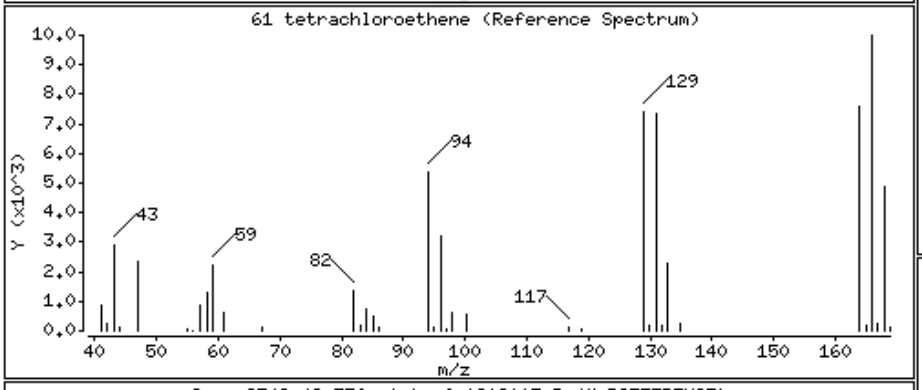

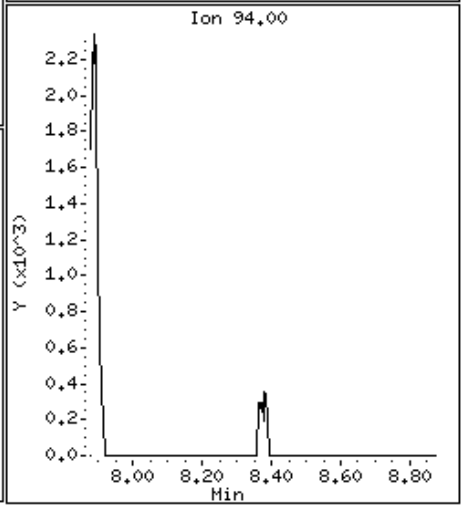

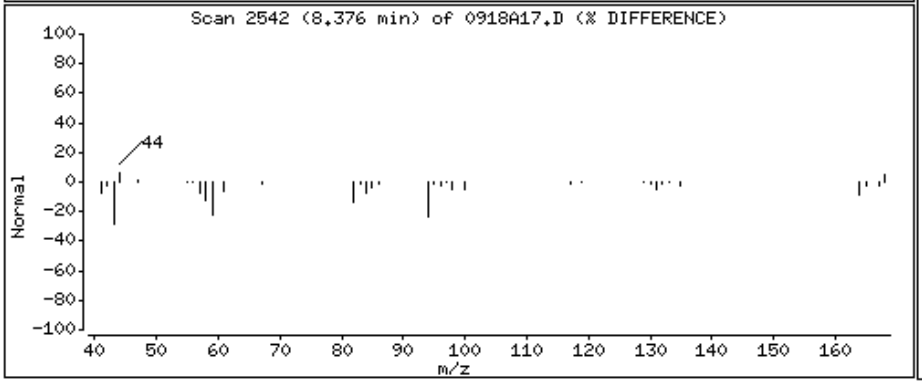

Alpha Analytical Labs

Manual Integration

Sample Info : l1421110-18,31,10,,a
wg723273,ical10053

Instrument ID : Voa108.i
Method : liq8260C.m
File : 0918A17.D
Injection Date : 18-SEP-2014 18:59
Quantitation : ISTD Integrator : HP RTE
Dilution Factor : 1.00 Sample Type: SAMPLE

This File has no version history.

//Orgserv2/ff/chem/GCMSVOA/Voa108.i/140918.b/original/0918A17.D

Alpha Analytical Labs

gc/ms voa - VOA105

Data file : \\Orgserv2\ff\chem\GCMSVOA\Voa105.i\140918.b\0918A23.D
Lab Smp Id:
Inj Date : 18-SEP-2014 19:02
Operator : PD Inst ID: Voa105.i
Smp Info : l1421110-12,31,10,,a
Misc Info : wg723247,ical10058
Comment :
Method : \\Orgserv2\ff\chem\GCMSVOA\Voa105.i\140918.b\liq8260B.m
Meth Date : 19-Sep-2014 08:22 pduczmalew Quant Type: ISTD
Cal Date : 04-SEP-2014 00:38 Cal File: 0903A13.D
Als bottle: 23
Dil Factor: 1.00000
Integrator: HP RTE Compound Sublist: NJTCL.sub
Target Version: 4.12
Processing Host: VIRTUALXP-76524

Concentration Formula: Amt * DF * CpndVariable
Cpnd Variable Local Compound Variable

		QUANT SIG					CONCENTRATIONS ON-COLUMN	FINAL	
	Compounds	MASS	RT	EXP RT	REL RT	RESPONSE	(ngs)	(ngs)	REVIEW CODE
	1 dichlorodifluoromethane	85	Compound Not Detected.						
	2 chloromethane	50	Compound Not Detected.						
	3 vinyl chloride	62	Compound Not Detected.						
	4 bromomethane	94	Compound Not Detected.						
	5 chloroethane	64	Compound Not Detected.						
	6 trichlorofluoromethane	101	Compound Not Detected.						
	8 1,1,-dichloroethene	96	Compound Not Detected.						
	9 carbon disulfide	76	Compound Not Detected.						
	10 freon-113	101	Compound Not Detected.						
	11 methylene chloride	84	Compound Not Detected.						
	13 acetone	43	3.946	3.945	(0.610)	8429	116.730	116.730	
	14 trans-1,2-dichloroethene	96	Compound Not Detected.						
	15 Methyl Acetate	43	Compound Not Detected.						
	16 methyl tert butyl ether	73	Compound Not Detected.						
	19 1,1-dichloroethane	63	Compound Not Detected.						
	24 cis-1,2-dichloroethene	96	Compound Not Detected.						
	27 bromochloromethane	128	Compound Not Detected.						
	26 Cyclohexane	56	Compound Not Detected.						
	28 chloroform	83	5.462	5.462	(0.844)	3055	6.15901	6.159	
	30 carbontetrachloride	117	Compound Not Detected.						
$	32 dibromofluoromethane	113	5.648	5.648	(0.873)	32038	102.380	102.380	
	33 1,1,1-trichloroethane	97	Compound Not Detected.						
	34 2-butanone	43	Compound Not Detected.						
	36 benzene	78	Compound Not Detected.						
$	38 1,2-dichloroethane-d4	65	6.188	6.188	(0.956)	34202	114.379	114.378	
	39 1,2-dichloroethane	62	Compound Not Detected.						
*	41 flourobenzene	96	6.472	6.472	(1.000)	139101	100.000		
	42 methyl cyclohexane	83	Compound Not Detected.						

			QUANT SIG MASS	RT	EXP RT	REL RT	RESPONSE	CONCENTRATIONS ON-COLUMN (ngs)	CONCENTRATIONS FINAL (ngs)	REVIEW CODE
	43	trichloroethene	95	Compound Not Detected.						
	46	1,2-dichloropropane	63	Compound Not Detected.						
	47	bromodichloromethane	83	Compound Not Detected.						
	49	1,4-Dioxane	88	Compound Not Detected.						
	52	cis-1,3-dichloropropene	75	Compound Not Detected.						
$	53	toluene-d8	98	8.180	8.180	(0.815)	135226	106.065	106.064	
	54	toluene	92	Compound Not Detected.						
	56	4-methyl-2-pentanone	58	Compound Not Detected.						
	55	tetrachloroethene	166	Compound Not Detected.						
	57	trans-1,3-dichloropropene	75	Compound Not Detected.						
	60	1,1,2-trichloroethane	83	Compound Not Detected.						
	61	chlorodibromomethane	129	Compound Not Detected.						
	64	1,2-dibromoethane	107	Compound Not Detected.						
	65	2-hexanone	43	Compound Not Detected.						
*	66	chlorobenzene-d5	117	10.040	10.040	(1.000)	115123	100.000		
	67	chlorobenzene	112	Compound Not Detected.						
	68	ethyl benzene	91	Compound Not Detected.						
	70	p/m xylene	106	Compound Not Detected.						
	71	o xylene	106	Compound Not Detected.						
	72	styrene	104	Compound Not Detected.						
	73	bromoform	173	Compound Not Detected.						
	74	isopropylbenzene	105	Compound Not Detected.						
$	75	4-bromofluorobenzene	95	11.470	11.470	(0.907)	60357	86.1065	86.106	
	79	1,1,2,2,-tetrachloroethane	83	Compound Not Detected.						
	92	1,3-dichlorobenzene	146	Compound Not Detected.						
*	93	1,4-dichlorobenzene-d4	152	12.643	12.643	(1.000)	67612	100.000		
	94	1,4-dichlorobenzene	146	Compound Not Detected.						
	97	1,2-dichlorobenzene	146	Compound Not Detected.						
	99	1,2-dibromo-3-chloropropane	75	Compound Not Detected.						
	102	1,2,4-trichlorobenzene	180	Compound Not Detected.						
	104	1,2,3-trichlorobenzene	180	Compound Not Detected.						

Alpha Analytical Labs

gc/ms voa - VOA105

Data file : \\Orgserv2\ff\chem\GCMSVOA\Voa105.i\140918.b\0918A23.D
Lab Smp Id:
Inj Date : 18-SEP-2014 19:02
Operator : PD Inst ID: Voa105.i
Smp Info : l1421110-12,31,10,,a
Misc Info : wg723247,ical10058
Comment :
Method : \\Orgserv2\ff\chem\GCMSVOA\Voa105.i\140918.b\liq8260B.m
Meth Date : 19-Sep-2014 08:22 pduczmalew Quant Type: ISTD
Cal Date : 04-SEP-2014 00:38 Cal File: 0903A13.D
Als bottle: 23
Dil Factor: 1.00000
Integrator: HP RTE Compound Sublist: NJTCL.sub
Target Version: 4.12
Processing Host: VIRTUALXP-76524

- NO TENTATIVELY IDENTIFIED COMPOUNDS -

Alpha Analytical Labs

INTERNAL STANDARD COMPOUNDS
AREA AND RT SUMMARY

Instrument ID: Voa105.i
Lab File ID: 0918A23.D
Lab Smp Id:
Analysis Type: VOA
Quant Type: ISTD
Operator: PD
Method File: \\Orgserv2\ff\chem\GCMSVOA\Voa105.i\140918.b\liq8260B.m
Misc Info: wg723247,ical10058

Calibration Date: 18-SEP-2014
Calibration Time: 09:14
Level: LOW
Sample Type: WATER

Test Mode:
Use Last Continuing Calibrator.
If Continuing Cal. use Initial Cal. Level 3

COMPOUND	STANDARD	AREA LIMIT LOWER	AREA LIMIT UPPER	SAMPLE	%DIFF
41 flourobenzene	226023	113012	452046	139101	-38.46
66 chlorobenzene-d5	206903	103452	413806	115123	-44.36
93 1,4-dichlorobenze	132435	66218	264870	67612	-48.95

COMPOUND	STANDARD	RT LIMIT LOWER	RT LIMIT UPPER	SAMPLE	%DIFF
41 flourobenzene	6.47	5.97	6.97	6.47	0.00
66 chlorobenzene-d5	10.04	9.54	10.54	10.04	0.00
93 1,4-dichlorobenze	12.64	12.14	13.14	12.64	0.00

AREA UPPER LIMIT = +100% of internal standard area.
AREA LOWER LIMIT = - 50% of internal standard area.
RT UPPER LIMIT = + 0.50 minutes of internal standard RT.
RT LOWER LIMIT = - 0.50 minutes of internal standard RT.

Alpha Analytical Labs

RECOVERY REPORT

Client Name: Client SDG: SDGa00307
Sample Matrix: LIQUID Fraction: VOA
Lab Smp Id:
Level: LOW Operator: PD
Data Type: MS DATA SampleType: SAMPLE
SpikeList File: curveall.spk Quant Type: ISTD
Sublist File: NJTCL.sub
Method File: \\Orgserv2\ff\chem\GCMSVOA\Voa105.i\140918.b\liq8260B.m
Misc Info: wg723247,ical10058

SURROGATE COMPOUND	AMOUNT ADDED ngs	AMOUNT RECOVERED ngs	% RECOVERED	LIMITS
$ 32 dibromofluorometha	100.000	102.380	102.38	70-130
$ 38 1,2-dichloroethane	100.000	114.378	114.38	70-130
$ 53 toluene-d8	100.000	106.064	106.06	70-130
$ 75 4-bromofluorobenze	100.000	86.106	86.11	70-130

Data File: \\Orgserv2\ff\chem\GCMSVOA\Voa105.i\140918.b\0918A23.D
Date : 18-SEP-2014 19:02
Client ID:
Sample Info: l1421110-12,31,10,,a
Purge Volume: 10.0
Column phase:

Instrument: Voa105.i
Operator: PD
Column diameter: 0.18

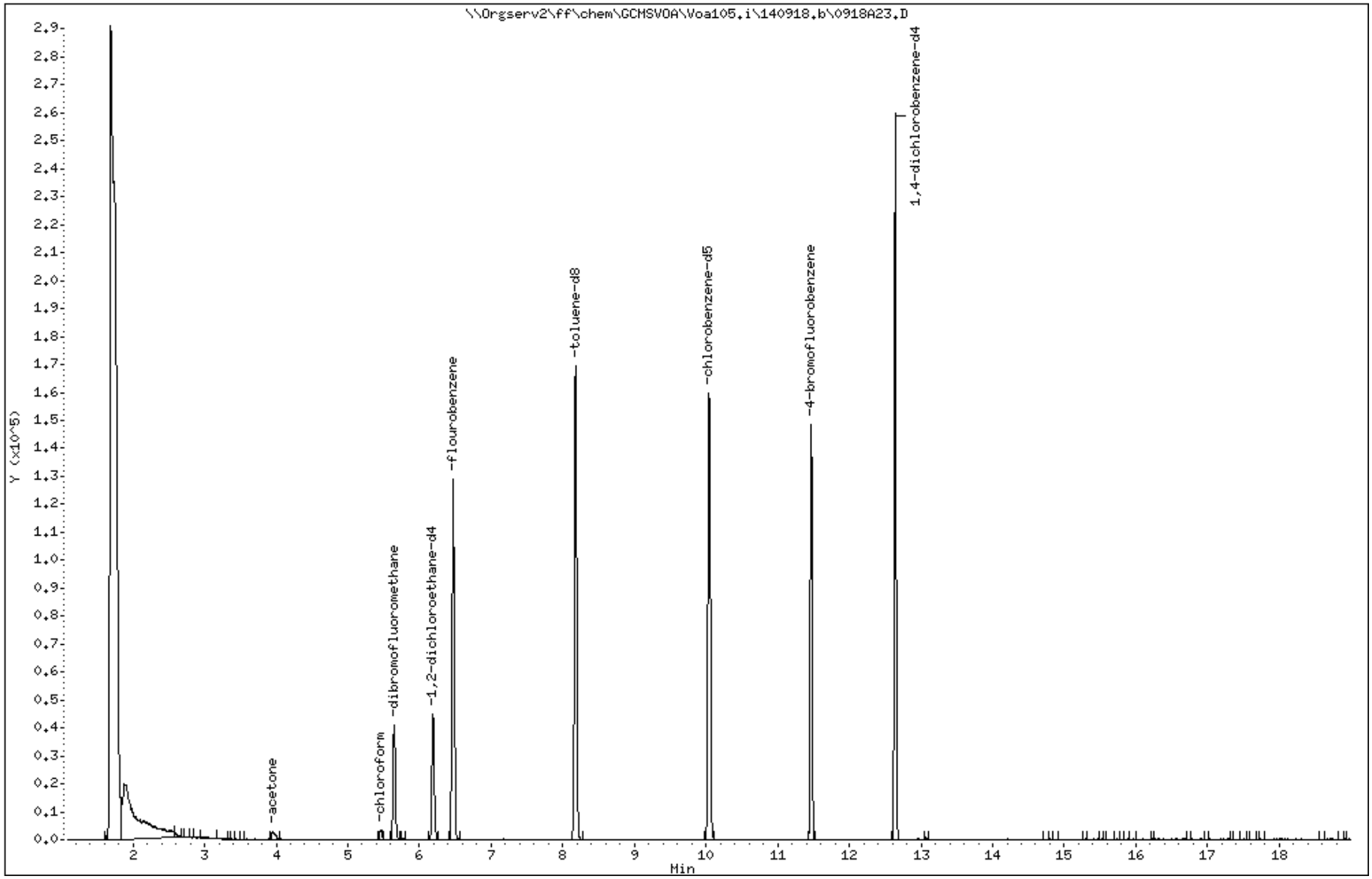

Data File: \\Orgserv2\ff\chem\GCMSVOA\Voa105.i\140918.b\0918A23.D

Date : 18-SEP-2014 19:02

Client ID:

Instrument: Voa105.i

Sample Info: l1421110-12,31,10,,a

Purge Volume: 10.0

Operator: PD

Column phase:

Column diameter: 0.18

13 acetone

Concentration: 116.730 ngs

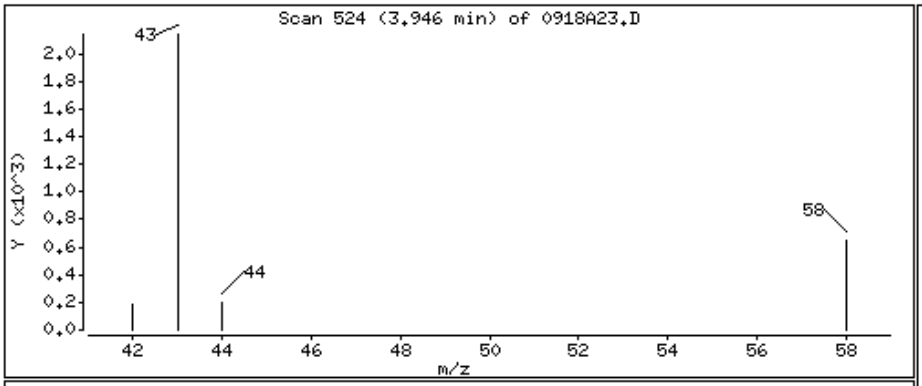

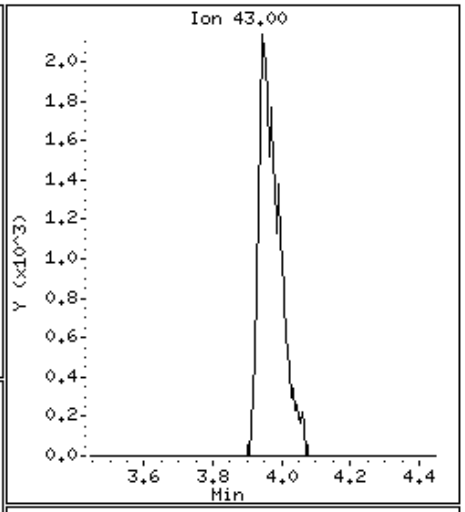

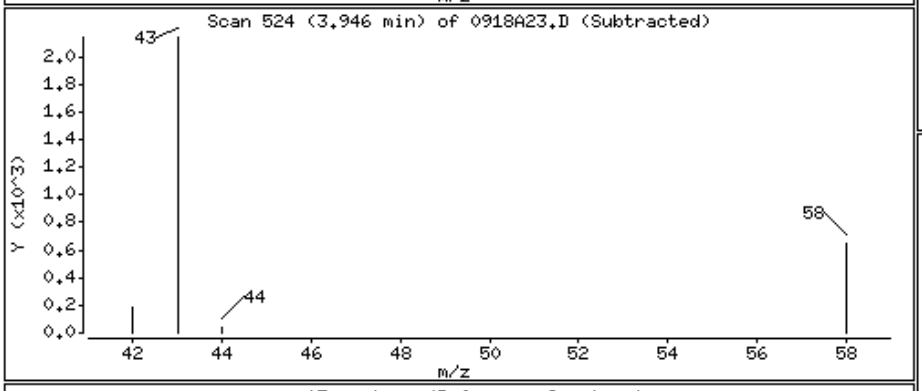

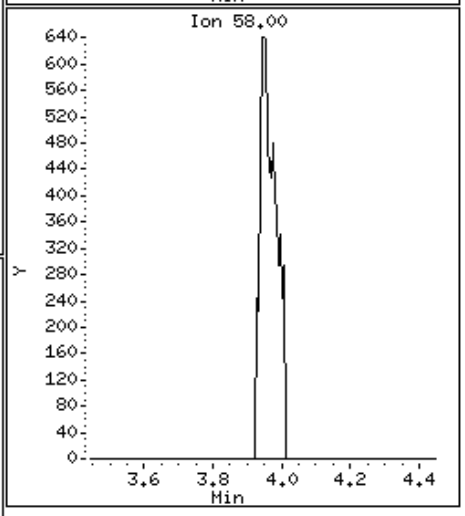

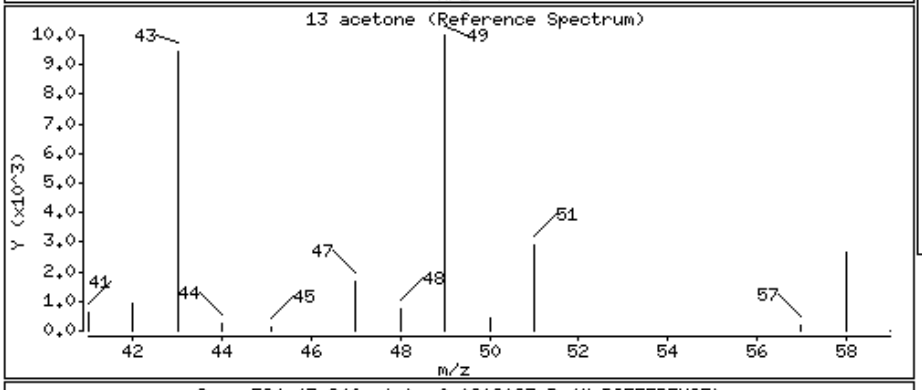

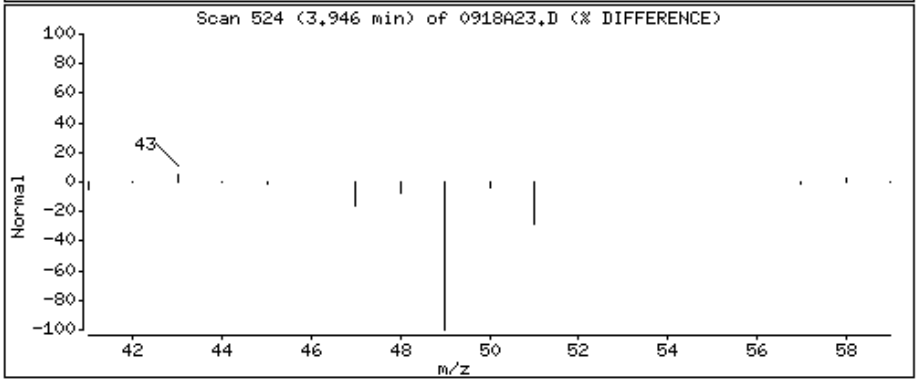

Data File: \\Orgserv2\ff\chem\GCMSVOA\Voa105.i\140918.b\0918A23.D

Date : 18-SEP-2014 19:02

Client ID:

Instrument: Voa105.i

Sample Info: l1421110-12,31,10,,a

Purge Volume: 10.0

Operator: PD

Column phase:

Column diameter: 0.18

28 chloroform

Concentration: 6.159 ngs

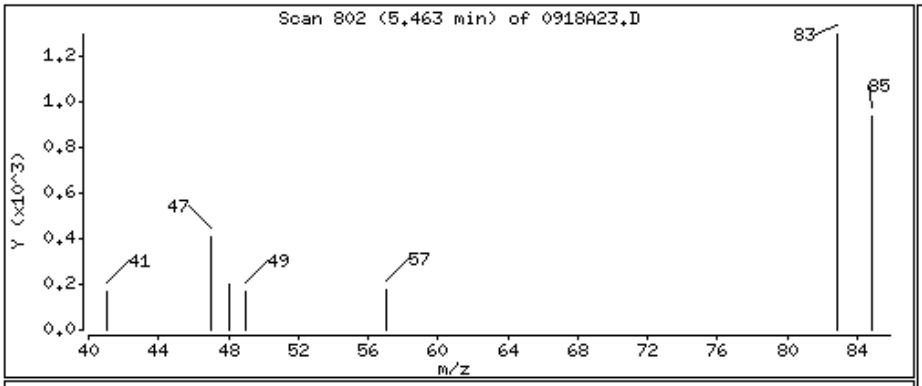

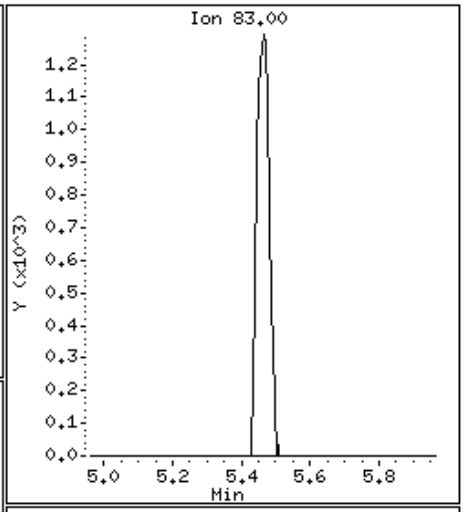

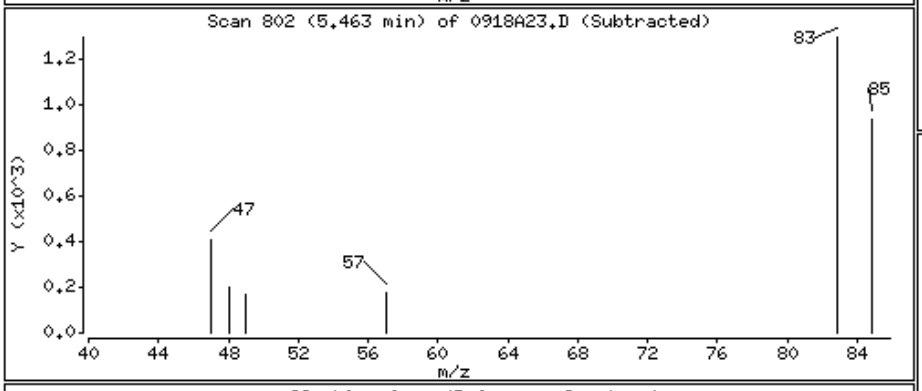

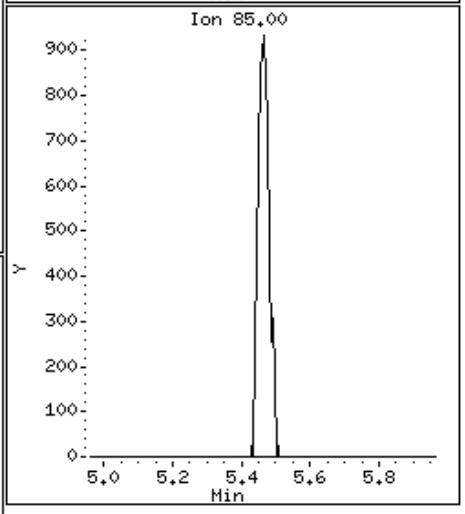

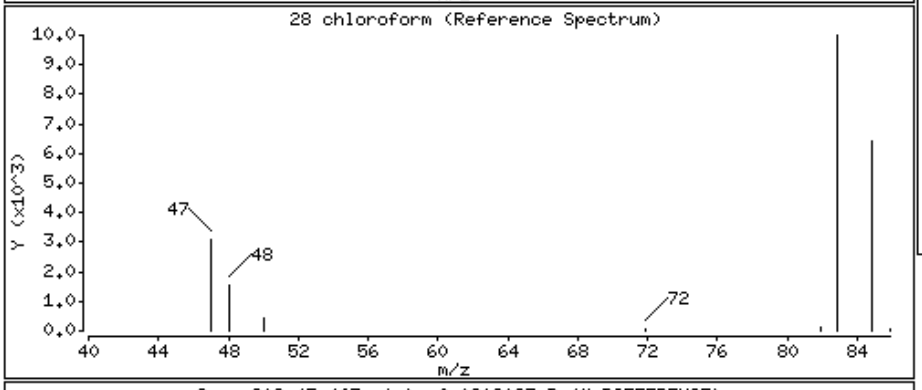

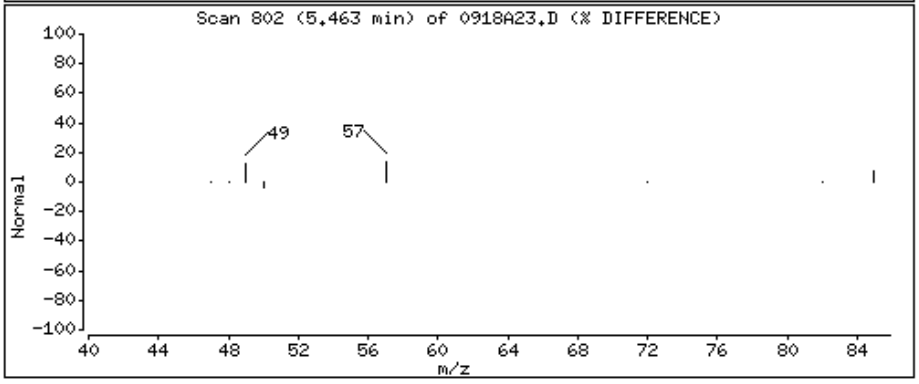

Alpha Analytical Labs

Manual Integration

Sample Info	: l1421110-12,31,10,,a wg723247,ical10058		
Instrument ID	: Voa105.i		
Method	: liq8260B.m		
File	: 0918A23.D		
Injection Date	: 18-SEP-2014 19:02		
Quantitation	: ISTD	Integrator :	HP RTE
Dilution Factor	: 1.00	Sample Type:	SAMPLE

This File has no version history.

//Orgserv2/ff/chem/GCMSVOA/Voa105.i/140918.b/original/0918A23.D

Alpha Analytical Labs

gc/ms voa - VOA105

Data file : \\Orgserv2\ff\chem\GCMSVOA\Voa105.i\140918.b\0918A24.D
Lab Smp Id:
Inj Date : 18-SEP-2014 19:30
Operator : PD Inst ID: Voa105.i
Smp Info : l1421110-13,31,10,,a
Misc Info : wg723247,ical10058
Comment :
Method : \\Orgserv2\ff\chem\GCMSVOA\Voa105.i\140918.b\liq8260B.m
Meth Date : 19-Sep-2014 08:22 pduczmalew Quant Type: ISTD
Cal Date : 04-SEP-2014 00:38 Cal File: 0903A13.D
Als bottle: 24
Dil Factor: 1.00000
Integrator: HP RTE Compound Sublist: NJTCL.sub
Target Version: 4.12
Processing Host: VIRTUALXP-76524

Concentration Formula: Amt * DF * CpndVariable
Cpnd Variable Local Compound Variable

	Compounds	QUANT SIG MASS	RT	EXP RT	REL RT	RESPONSE	CONCENTRATIONS ON-COLUMN (ngs)	FINAL (ngs)	REVIEW CODE
	1 dichlorodifluoromethane	85	Compound Not Detected.						
	2 chloromethane	50	Compound Not Detected.						
	3 vinyl chloride	62	Compound Not Detected.						
	4 bromomethane	94	Compound Not Detected.						
	5 chloroethane	64	Compound Not Detected.						
	6 trichlorofluoromethane	101	Compound Not Detected.						
	8 1,1,-dichloroethene	96	Compound Not Detected.						
	9 carbon disulfide	76	Compound Not Detected.						
	10 freon-113	101	Compound Not Detected.						
	11 methylene chloride	84	Compound Not Detected.						
	13 acetone	43	3.951	3.945	(0.611)	20083	284.024	284.023	
	14 trans-1,2-dichloroethene	96	Compound Not Detected.						
	15 Methyl Acetate	43	Compound Not Detected.						
	16 methyl tert butyl ether	73	Compound Not Detected.						
	19 1,1-dichloroethane	63	Compound Not Detected.						
	24 cis-1,2-dichloroethene	96	Compound Not Detected.						
	27 bromochloromethane	128	Compound Not Detected.						
	26 Cyclohexane	56	Compound Not Detected.						
	28 chloroform	83	5.462	5.462	(0.844)	6005	12.3632	12.363	
	30 carbontetrachloride	117	Compound Not Detected.						
$	32 dibromofluoromethane	113	5.648	5.648	(0.873)	31143	101.632	101.631	
	33 1,1,1-trichloroethane	97	Compound Not Detected.						
	34 2-butanone	43	Compound Not Detected.						
	36 benzene	78	Compound Not Detected.						
$	38 1,2-dichloroethane-d4	65	6.188	6.188	(0.956)	34994	119.510	119.510	
	39 1,2-dichloroethane	62	Compound Not Detected.						
*	41 flourobenzene	96	6.472	6.472	(1.000)	136211	100.000		
	42 methyl cyclohexane	83	Compound Not Detected.						

	Compounds	QUANT SIG MASS	RT	EXP RT	REL RT	RESPONSE	CONCENTRATIONS ON-COLUMN (ngs)	CONCENTRATIONS FINAL (ngs)	REVIEW CODE
	43 trichloroethene	95	Compound Not Detected.						
	46 1,2-dichloropropane	63	Compound Not Detected.						
	47 bromodichloromethane	83	Compound Not Detected.						
	49 1,4-Dioxane	88	Compound Not Detected.						
	52 cis-1,3-dichloropropene	75	Compound Not Detected.						
$	53 toluene-d8	98	8.180	8.180	(0.814)	133196	108.294	108.293	
	54 toluene	92	Compound Not Detected.						
	56 4-methyl-2-pentanone	58	Compound Not Detected.						
	55 tetrachloroethene	166	Compound Not Detected.						
	57 trans-1,3-dichloropropene	75	Compound Not Detected.						
	60 1,1,2-trichloroethane	83	Compound Not Detected.						
	61 chlorodibromomethane	129	Compound Not Detected.						
	64 1,2-dibromoethane	107	Compound Not Detected.						
	65 2-hexanone	43	Compound Not Detected.						
*	66 chlorobenzene-d5	117	10.046	10.040	(1.000)	111061	100.000		
	67 chlorobenzene	112	Compound Not Detected.						
	68 ethyl benzene	91	Compound Not Detected.						
	70 p/m xylene	106	Compound Not Detected.						
	71 o xylene	106	Compound Not Detected.						
	72 styrene	104	Compound Not Detected.						
	73 bromoform	173	Compound Not Detected.						
	74 isopropylbenzene	105	Compound Not Detected.						
$	75 4-bromofluorobenzene	95	11.464	11.470	(0.907)	57231	83.3707	83.370	
	79 1,1,2,2,-tetrachloroethane	83	Compound Not Detected.						
	92 1,3-dichlorobenzene	146	Compound Not Detected.						
*	93 1,4-dichlorobenzene-d4	152	12.643	12.643	(1.000)	66214	100.000		
	94 1,4-dichlorobenzene	146	Compound Not Detected.						
	97 1,2-dichlorobenzene	146	Compound Not Detected.						
	99 1,2-dibromo-3-chloropropane	75	Compound Not Detected.						
	102 1,2,4-trichlorobenzene	180	Compound Not Detected.						
	104 1,2,3-trichlorobenzene	180	Compound Not Detected.						

Alpha Analytical Labs

gc/ms voa - VOA105

Data file : \\Orgserv2\ff\chem\GCMSVOA\Voa105.i\140918.b\0918A24.D
Lab Smp Id:
Inj Date : 18-SEP-2014 19:30
Operator : PD Inst ID: Voa105.i
Smp Info : l1421110-13,31,10,,a
Misc Info : wg723247,ical10058
Comment :
Method : \\Orgserv2\ff\chem\GCMSVOA\Voa105.i\140918.b\liq8260B.m
Meth Date : 19-Sep-2014 08:22 pduczmalew Quant Type: ISTD
Cal Date : 04-SEP-2014 00:38 Cal File: 0903A13.D
Als bottle: 24
Dil Factor: 1.00000
Integrator: HP RTE Compound Sublist: NJTCL.sub
Target Version: 4.12
Processing Host: VIRTUALXP-76524

Concentration Formula: Amt * DF * CpndVariable
Cpnd Variable Local Compound Variable

ISTD	RT	AREA	AMOUNT
* 41 flourobenzene	6.472	283161	100.000

	CONCENTRATIONS			QUANT			
RT	AREA	ON-COL(ngs)	FINAL(ngs)	QUAL	LIBRARY	LIB ENTRY	CPND #	REVIEW CODE
Unknown					CAS #:			
3.804	73364	25.9089315	25.908	0		0	41	

Alpha Analytical Labs

INTERNAL STANDARD COMPOUNDS
AREA AND RT SUMMARY

Instrument ID: Voa105.i
Lab File ID: 0918A24.D
Lab Smp Id:
Analysis Type: VOA
Quant Type: ISTD
Operator: PD
Method File: \\Orgserv2\ff\chem\GCMSVOA\Voa105.i\140918.b\liq8260B.m
Misc Info: wg723247,ical10058

Calibration Date: 18-SEP-2014
Calibration Time: 09:14

Level: LOW
Sample Type: WATER

Test Mode:
Use Last Continuing Calibrator.
If Continuing Cal. use Initial Cal. Level 3

		AREA LIMIT			
COMPOUND	STANDARD	LOWER	UPPER	SAMPLE	%DIFF
41 flourobenzene	226023	113012	452046	136211	-39.74
66 chlorobenzene-d5	206903	103452	413806	111061	-46.32
93 1,4-dichlorobenze	132435	66218	264870	66214	-50.00 <-

		RT LIMIT			
COMPOUND	STANDARD	LOWER	UPPER	SAMPLE	%DIFF
41 flourobenzene	6.47	5.97	6.97	6.47	-0.00
66 chlorobenzene-d5	10.04	9.54	10.54	10.05	0.05
93 1,4-dichlorobenze	12.64	12.14	13.14	12.64	-0.00

AREA UPPER LIMIT = +100% of internal standard area.
AREA LOWER LIMIT = - 50% of internal standard area.
RT UPPER LIMIT = + 0.50 minutes of internal standard RT.
RT LOWER LIMIT = - 0.50 minutes of internal standard RT.

Alpha Analytical Labs

RECOVERY REPORT

Client Name: Client SDG: SDGa00307
Sample Matrix: LIQUID Fraction: VOA
Lab Smp Id:
Level: LOW Operator: PD
Data Type: MS DATA SampleType: SAMPLE
SpikeList File: curveall.spk Quant Type: ISTD
Sublist File: NJTCL.sub
Method File: \\Orgserv2\ff\chem\GCMSVOA\Voa105.i\140918.b\liq8260B.m
Misc Info: wg723247,ical10058

SURROGATE COMPOUND	AMOUNT ADDED ngs	AMOUNT RECOVERED ngs	% RECOVERED	LIMITS
$ 32 dibromofluorometha	100.000	101.631	101.63	70-130
$ 38 1,2-dichloroethane	100.000	119.510	119.51	70-130
$ 53 toluene-d8	100.000	108.293	108.29	70-130
$ 75 4-bromofluorobenze	100.000	83.370	83.37	70-130

Data File: \\Orgserv2\ff\chem\GCMSVOA\Voa105.i\140918.b\0918A24.D
Date : 18-SEP-2014 19:30
Client ID:
Sample Info: l1421110-13,31,10,,a
Purge Volume: 10.0
Column phase:

Instrument: Voa105.i
Operator: PD
Column diameter: 0.18

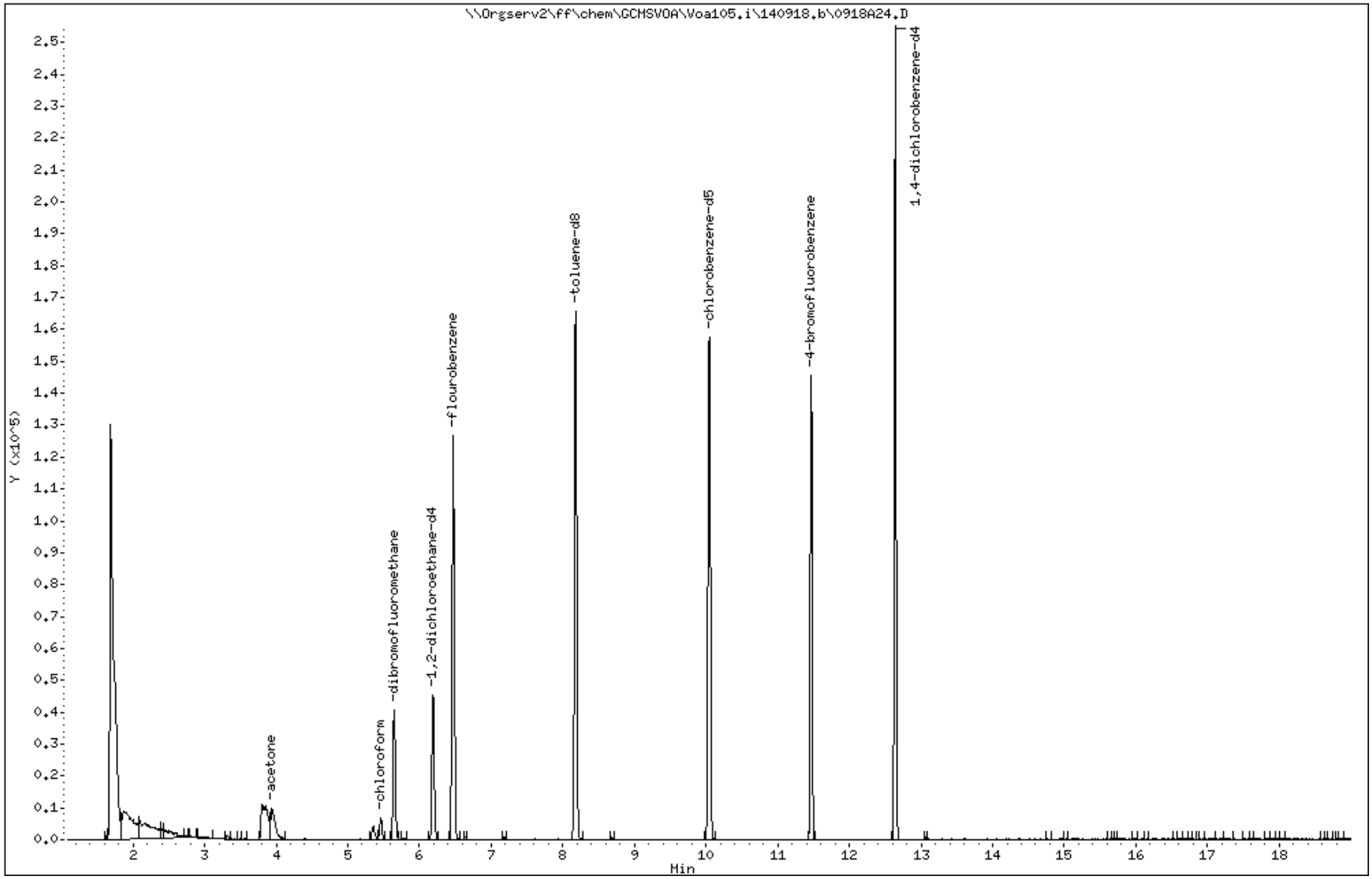

Data File: \\Orgserv2\ff\chem\GCMSVOA\Voa105.i\140918.b\0918A24.D

Date : 18-SEP-2014 19:30

Client ID:

Instrument: Voa105.i

Sample Info: l1421110-13,31,10,,a

Purge Volume: 10.0

Operator: PD

Column phase:

Column diameter: 0.18

13 acetone

Concentration: 284.023 ngs

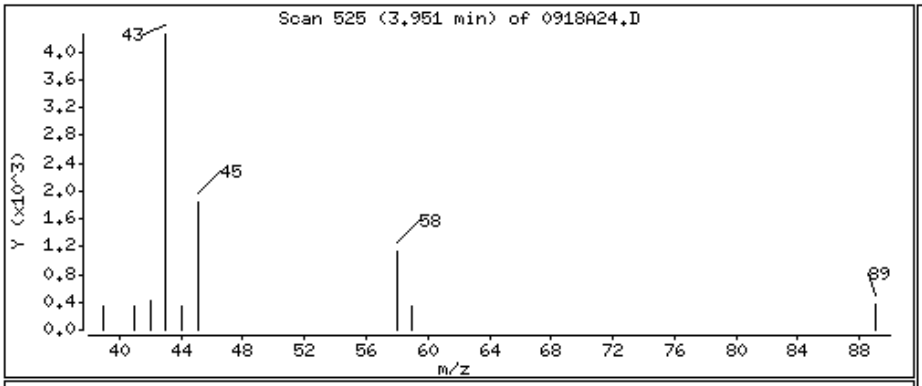

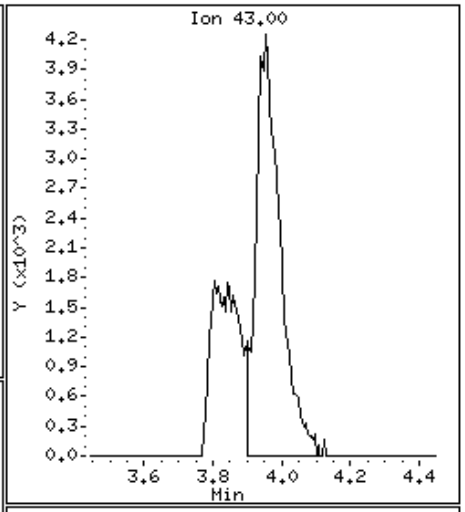

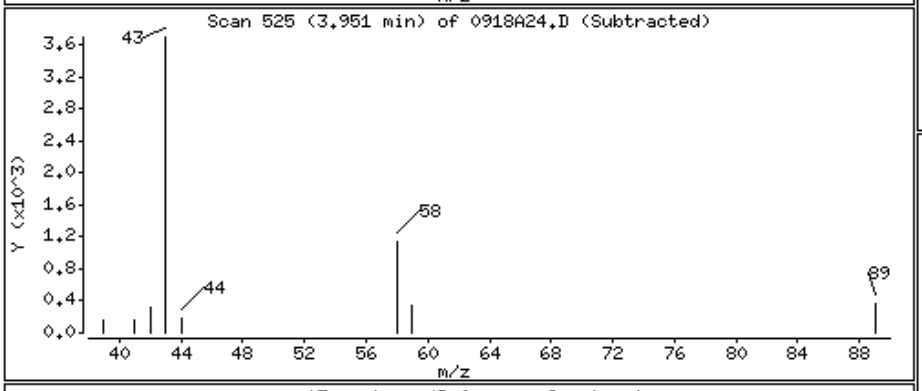

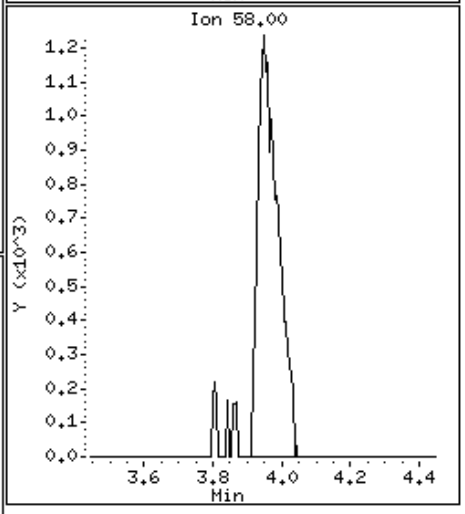

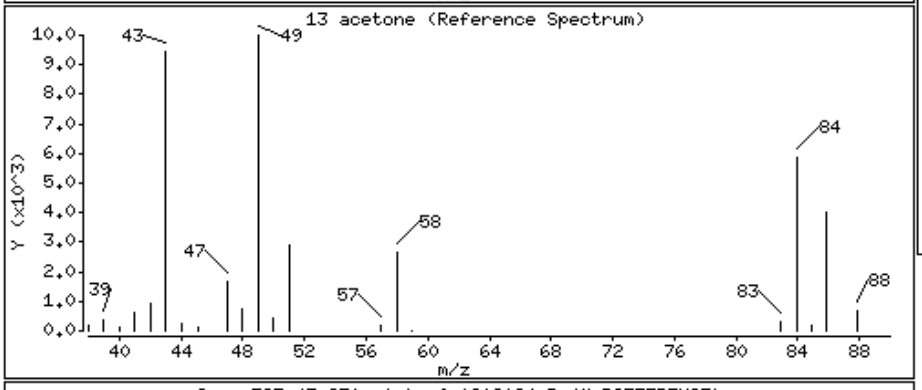

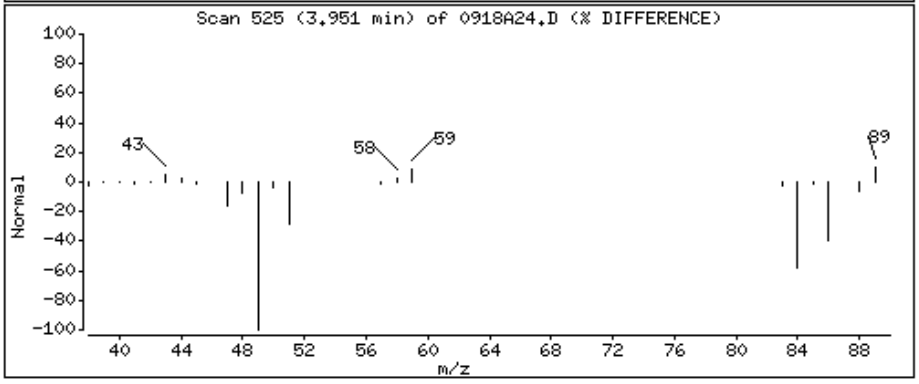

Data File: \\Orgserv2\ff\chem\GCMSVOA\Voa105.i\140918.b\0918A24.D

Date : 18-SEP-2014 19:30

Client ID:

Instrument: Voa105.i

Sample Info: l1421110-13,31,10,,a

Purge Volume: 10.0

Operator: PD

Column phase:

Column diameter: 0.18

28 chloroform

Concentration: 12.363 ngs

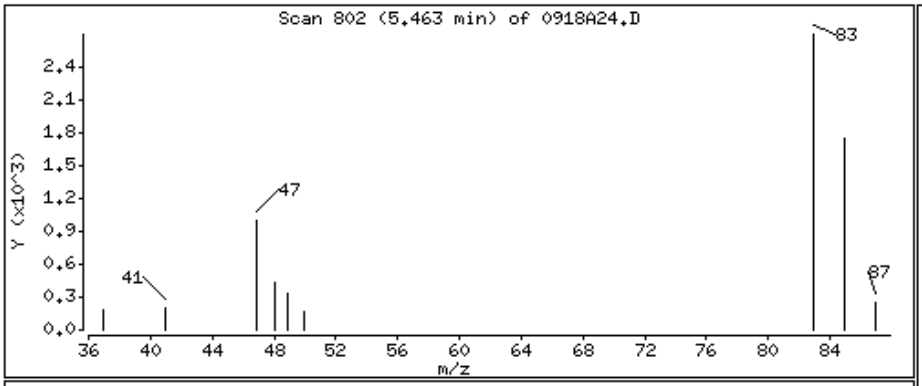

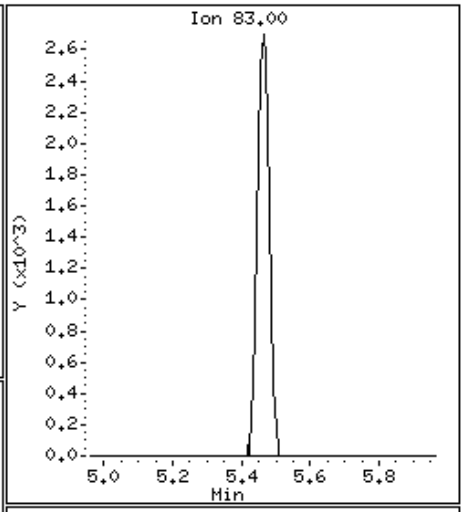

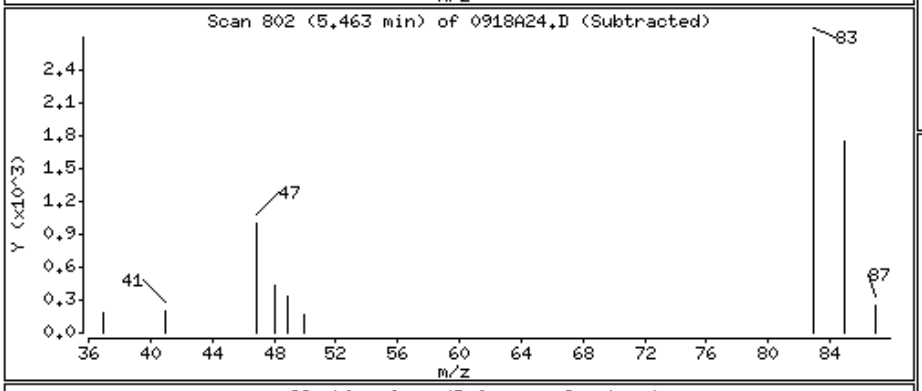

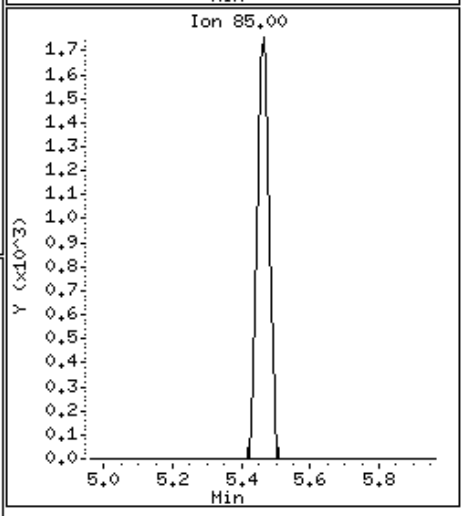

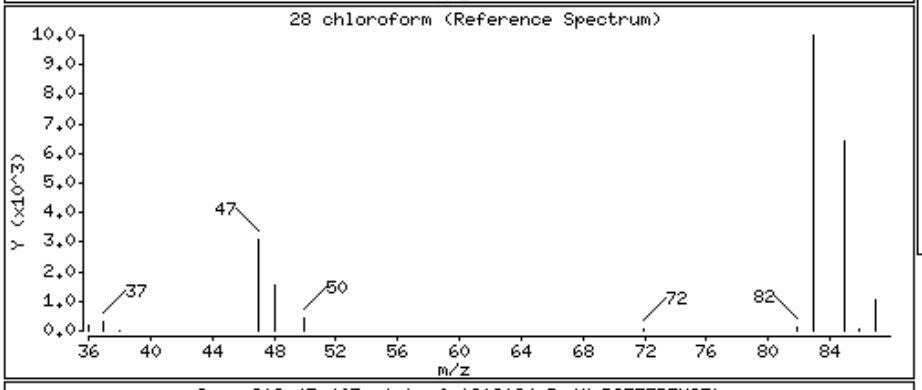

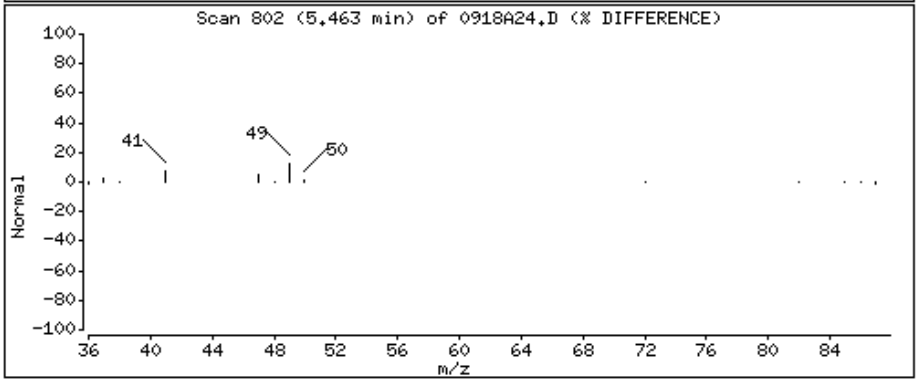

Data File: \\Orgserv2\ff\chem\GCMSVOA\Voa105.i\140918.b\0918A24.D

Date : 18-SEP-2014 19:30

Client ID:

Instrument: Voa105.i

Sample Info: l1421110-13,31,10,,a

Purge Volume: 10.0

Operator: PD

Column phase:

Column diameter: 0.18

Library Search Compound Match	CAS Number	Library	Entry	Quality	Formula	Weight
Unknown			0	0		0

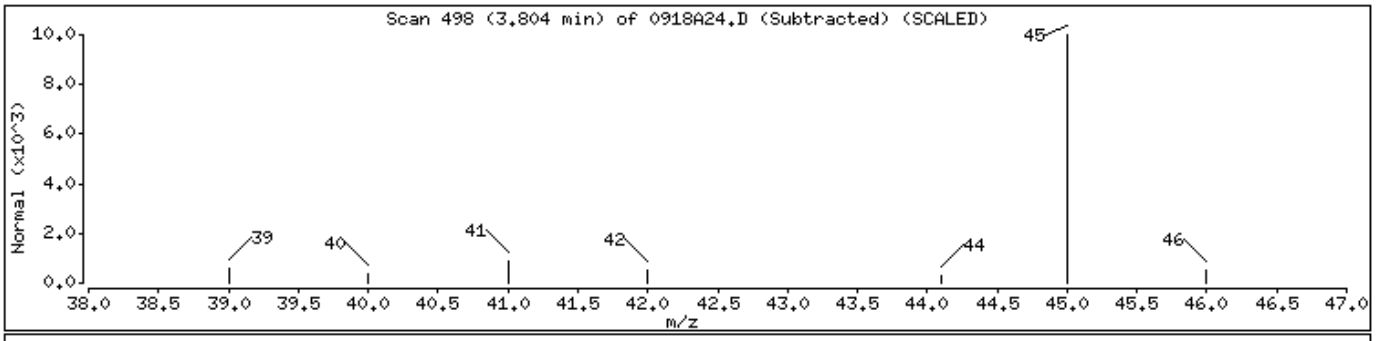

Alpha Analytical Labs

Manual Integration

Sample Info : l1421110-13,31,10,,a
wg723247,ical10058

Instrument ID : Voa105.i
Method : liq8260B.m
File : 0918A24.D
Injection Date : 18-SEP-2014 19:30
Quantitation : ISTD Integrator : HP RTE
Dilution Factor : 1.00 Sample Type: SAMPLE

This File has no version history.

//Orgserv2/ff/chem/GCMSVOA/Voa105.i/140918.b/original/0918A24.D

Alpha Analytical Labs

gc/ms voa - VOA101

Data file : \\Orgserv2\ff\chem\GCMSVOA\Voa108.i\140918.b\0918A19.D
Lab Smp Id:
Inj Date : 18-SEP-2014 19:56
Operator : PD Inst ID: Voa108.i
Smp Info : l1421110-20,31,10,,a
Misc Info : wg723273,ical10053
Comment :
Method : \\Orgserv2\ff\chem\GCMSVOA\Voa108.i\140918.b\liq8260C.m
Meth Date : 18-Sep-2014 15:10 pduczmalew Quant Type: ISTD
Cal Date : 03-SEP-2014 03:47 Cal File: 0902N13.D
Als bottle: 19
Dil Factor: 1.00000
Integrator: HP RTE Compound Sublist: NJTCL.sub
Target Version: 4.12
Processing Host: VIRTUALXP-76524

Concentration Formula: Amt * DF * 0.1 * CpndVariable
Cpnd Variable Local Compound Variable

	Compounds	QUANT SIG MASS	RT	EXP RT	REL RT	RESPONSE	CONCENTRATIONS ON-COLUMN (ngs)	FINAL (ngs)	REVIEW CODE
	1 dichlorodifluoromethane	85	Compound Not Detected.						
	2 chloromethane	50	Compound Not Detected.						
	3 vinyl chloride	62	Compound Not Detected.						
	4 bromomethane	94	Compound Not Detected.						
	5 chloroethane	64	Compound Not Detected.						
	6 trichlorofluoromethane	101	Compound Not Detected.						
	9 1,1,-dichloroethene	96	Compound Not Detected.						
	11 freon-113	101	3.118	3.113	(0.504)	6104	20.2764	2.027	
	10 carbon disulfide	76	Compound Not Detected.						
	15 methylene chloride	84	Compound Not Detected.						
	16 acetone	43	3.710	3.712	(0.599)	6297	72.1699	7.216(QM)	M2
	17 trans-1,2-dichloroethene	96	Compound Not Detected.						
	18 Methyl Acetate	43	Compound Not Detected.						
	19 methyl tert butyl ether	73	Compound Not Detected.						
	22 1,1-dichloroethane	63	Compound Not Detected.						
	27 cis-1,2-dichloroethene	96	Compound Not Detected.						
	29 bromochloromethane	128	Compound Not Detected.						
	30 Cyclohexane	56	Compound Not Detected.						
	31 chloroform	83	5.193	5.188	(0.839)	3950	5.70102	0.570(a)	
	33 carbontetrachloride	117	Compound Not Detected.						
$	36 dibromofluoromethane	113	5.372	5.369	(0.868)	45623	117.978	11.797	
	37 1,1,1-trichloroethane	97	Compound Not Detected.						
	38 2-butanone	43	Compound Not Detected.						
	40 benzene	78	Compound Not Detected.						
$	42 1,2-dichloroethane-d4	65	5.907	5.907	(0.954)	51379	102.973	10.297	
	43 1,2-dichloroethane	62	Compound Not Detected.						
*	46 flourobenzene	96	6.189	6.183	(1.000)	151114	100.000		
	48 trichloroethene	95	6.356	6.353	(1.027)	7041	17.4456	1.744	
	47 methyl cyclohexane	83	Compound Not Detected.						

	Compounds	QUANT SIG MASS	RT	EXP RT	REL RT	RESPONSE	CONCENTRATIONS ON-COLUMN (ngs)	CONCENTRATIONS FINAL (ngs)	REVIEW CODE
	52 1,2-dichloropropane	63	Compound Not Detected.						
	53 bromodichloromethane	83	Compound Not Detected.						
	54 1,4-Dioxane	88	Compound Not Detected.						
	57 cis-1,3-dichloropropene	75	Compound Not Detected.						
$	58 toluene-d8	98	7.881	7.881	(0.810)	151631	91.2225	9.122	
	59 toluene	92	Compound Not Detected.						
	60 4-methyl-2-pentanone	58	Compound Not Detected.						
	61 tetrachloroethene	166	8.375	8.375	(0.861)	1919	4.64122	0.464(aQM)	M2
	62 trans-1,3-dichloropropene	75	Compound Not Detected.						
	66 1,1,2-trichloroethane	83	Compound Not Detected.						
	67 chlorodibromomethane	129	Compound Not Detected.						
	70 1,2-dibromoethane	107	Compound Not Detected.						
	71 2-hexanone	43	Compound Not Detected.						
*	72 chlorobenzene-d5	117	9.730	9.727	(1.000)	122836	100.000		
	73 chlorobenzene	112	Compound Not Detected.						
	74 ethyl benzene	91	Compound Not Detected.						
	76 p/m xylene	106	Compound Not Detected.						
	77 o xylene	106	Compound Not Detected.						
	78 styrene	104	Compound Not Detected.						
	79 bromoform	173	Compound Not Detected.						
	80 isopropylbenzene	105	Compound Not Detected.						
$	81 4-bromofluorobenzene	95	11.200	11.197	(0.904)	57255	99.0844	9.908	
	85 1,1,2,2,-tetrachloroethane	83	Compound Not Detected.						
	97 1,3-dichlorobenzene	146	Compound Not Detected.						
*	98 1,4-dichlorobenzene-d4	152	12.388	12.385	(1.000)	57219	100.000		
	99 1,4-dichlorobenzene	146	Compound Not Detected.						
	102 1,2-dichlorobenzene	146	Compound Not Detected.						
	104 1,2-dibromo-3-chloropropane	75	Compound Not Detected.						
	107 1,2,4-trichlorobenzene	180	Compound Not Detected.						
	109 1,2,3-trichlorobenzene	180	Compound Not Detected.						

QC Flag Legend

a - Target compound detected but, quantitated amount
    Below Limit Of Quantitation(BLOQ).
Q - Qualifier signal failed the ratio test.
M - Compound response manually integrated.

Alpha Analytical Labs

gc/ms voa - VOA101

Data file : \\Orgserv2\ff\chem\GCMSVOA\Voa108.i\140918.b\0918A19.D
Lab Smp Id:
Inj Date : 18-SEP-2014 19:56
Operator : PD Inst ID: Voa108.i
Smp Info : l1421110-20,31,10,,a
Misc Info : wg723273,ical10053
Comment :
Method : \\Orgserv2\ff\chem\GCMSVOA\Voa108.i\140918.b\liq8260C.m
Meth Date : 18-Sep-2014 15:10 pduczmalew Quant Type: ISTD
Cal Date : 03-SEP-2014 03:47 Cal File: 0902N13.D
Als bottle: 19
Dil Factor: 1.00000
Integrator: HP RTE Compound Sublist: NJTCL.sub
Target Version: 4.12
Processing Host: VIRTUALXP-76524

- NO TENTATIVELY IDENTIFIED COMPOUNDS -

Alpha Analytical Labs

INTERNAL STANDARD COMPOUNDS
AREA AND RT SUMMARY

Instrument ID: Voa108.i
Lab File ID: 0918A19.D
Lab Smp Id:
Analysis Type: VOA
Quant Type: ISTD
Operator: PD
Method File: \\Orgserv2\ff\chem\GCMSVOA\Voa108.i\140918.b\liq8260C.m
Misc Info: wg723273,ical10053

Calibration Date: 18-SEP-2014
Calibration Time: 11:24

Level: LOW
Sample Type: WATER

Test Mode:
Use Last Continuing Calibrator.
If Continuing Cal. use Initial Cal. Level 3

COMPOUND	STANDARD	AREA LIMIT LOWER	AREA LIMIT UPPER	SAMPLE	%DIFF
46 flourobenzene	217316	108658	434632	151114	-30.46
72 chlorobenzene-d5	178985	89493	357970	122836	-31.37
98 1,4-dichlorobenze	97237	48619	194474	57219	-41.16

COMPOUND	STANDARD	RT LIMIT LOWER	RT LIMIT UPPER	SAMPLE	%DIFF
46 flourobenzene	6.18	5.68	6.68	6.19	0.09
72 chlorobenzene-d5	9.73	9.23	10.23	9.73	0.03
98 1,4-dichlorobenze	12.39	11.89	12.89	12.39	0.02

AREA UPPER LIMIT = +100% of internal standard area.
AREA LOWER LIMIT = - 50% of internal standard area.
RT UPPER LIMIT = + 0.50 minutes of internal standard RT.
RT LOWER LIMIT = - 0.50 minutes of internal standard RT.

Alpha Analytical Labs

RECOVERY REPORT

Client Name: Client SDG: SDGa00307
Sample Matrix: LIQUID Fraction: VOA
Lab Smp Id:
Level: LOW Operator: PD
Data Type: MS DATA SampleType: SAMPLE
SpikeList File: curveallim.spk Quant Type: ISTD
Sublist File: NJTCL.sub
Method File: \\Orgserv2\ff\chem\GCMSVOA\Voa108.i\140918.b\liq8260C.m
Misc Info: wg723273,ical10053

SURROGATE COMPOUND	AMOUNT ADDED ngs	AMOUNT RECOVERED ngs	% RECOVERED	LIMITS
$ 36 dibromofluorometha	100.000	117.978	117.98	70-130
$ 42 1,2-dichloroethane	100.000	102.973	102.97	70-130
$ 58 toluene-d8	100.000	91.222	91.22	70-130
$ 81 4-bromofluorobenze	100.000	99.084	99.08	70-130

Data File: \\Orgserv2\ff\chem\GCMSVOA\Voa108.i\140918.b\0918A19.D
Date : 18-SEP-2014 19:56
Client ID:
Sample Info: 11421110-20,31,10,,a
Purge Volume: 10.0
Column phase:

Instrument: Voa108.i
Operator: PD
Column diameter: 0.18

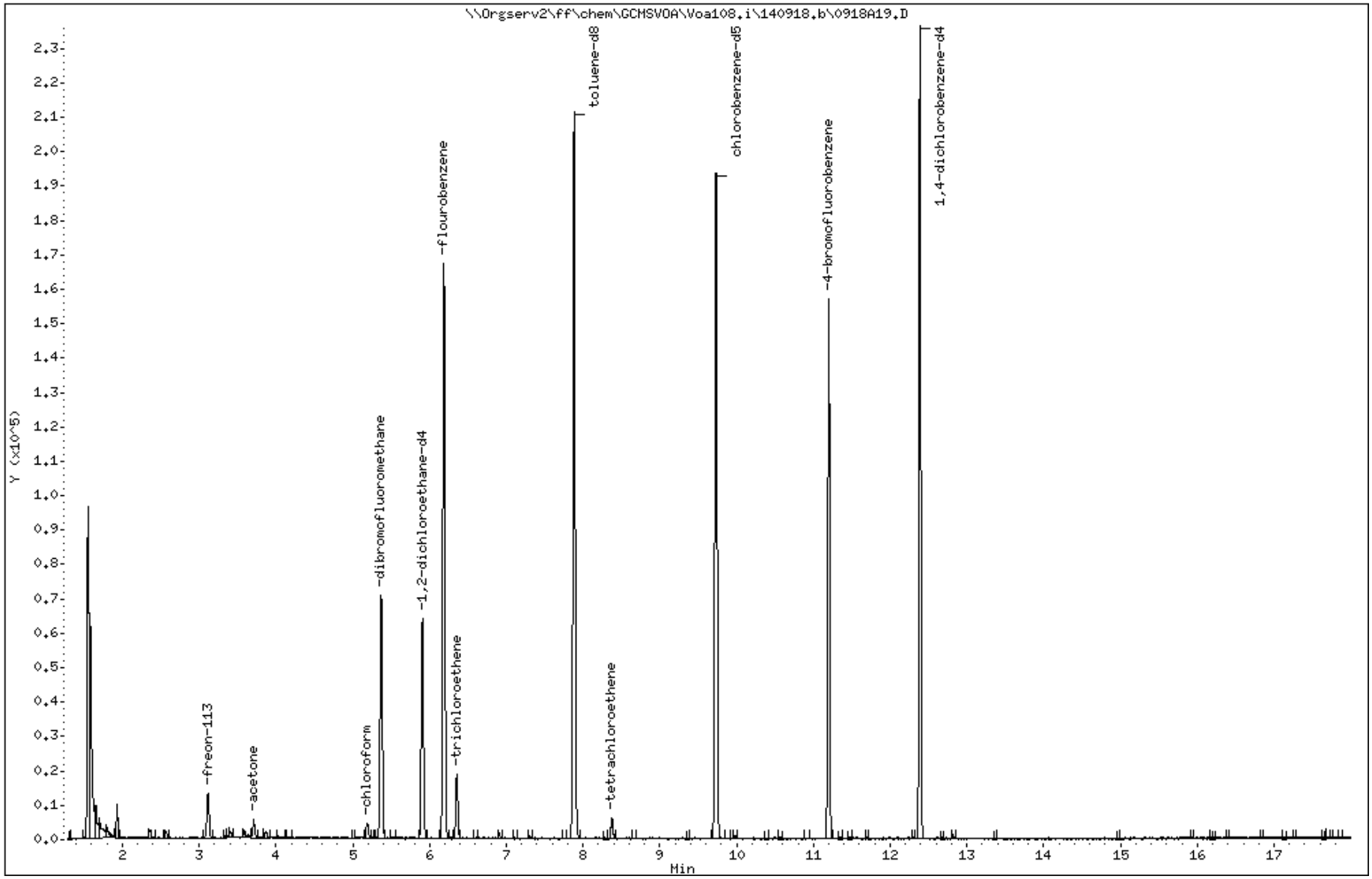

Data File: \\Orgserv2\ff\chem\GCMSVOA\Voa108.i\140918.b\0918A19.D

Date : 18-SEP-2014 19:56

Client ID:

Instrument: Voa108.i

Sample Info: l1421110-20,31,10,,a

Purge Volume: 10.0

Operator: PD

Column phase:

Column diameter: 0.18

11 freon-113

Concentration: 2.027 ngs

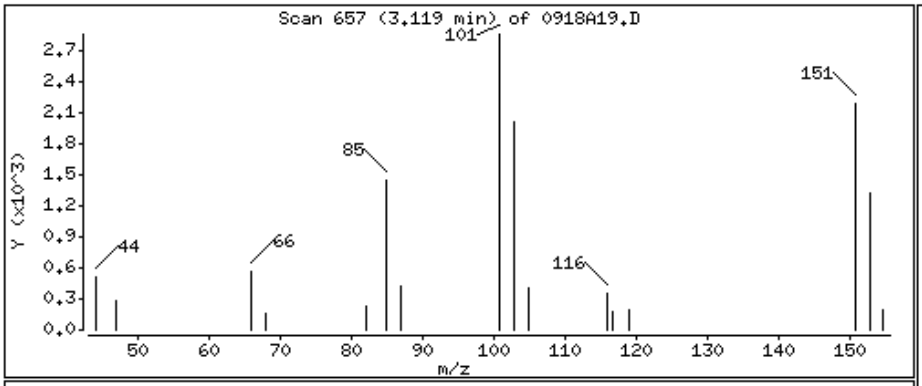

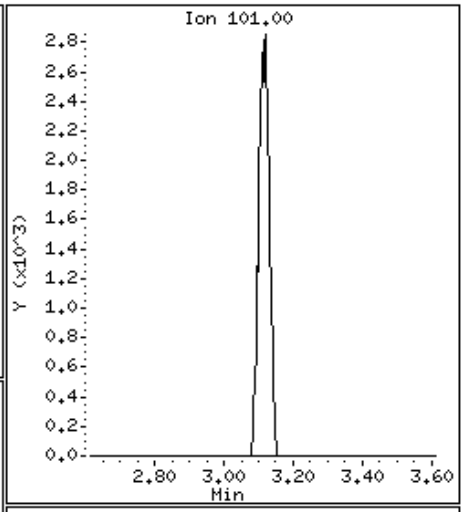

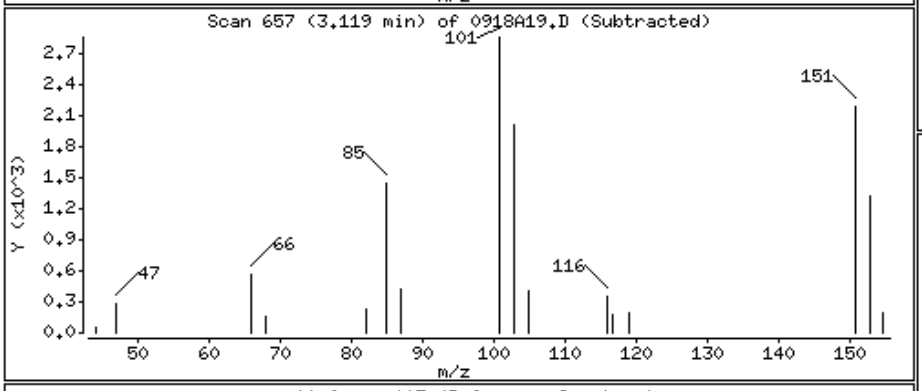

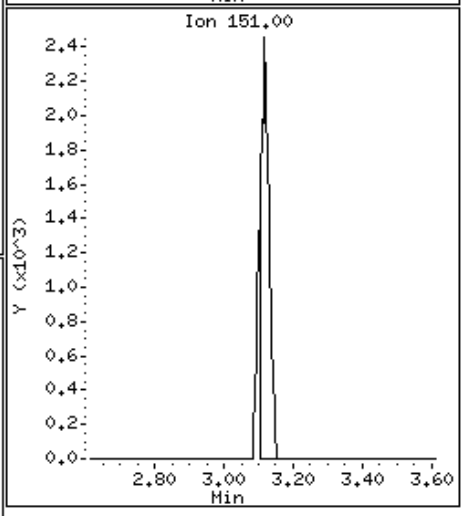

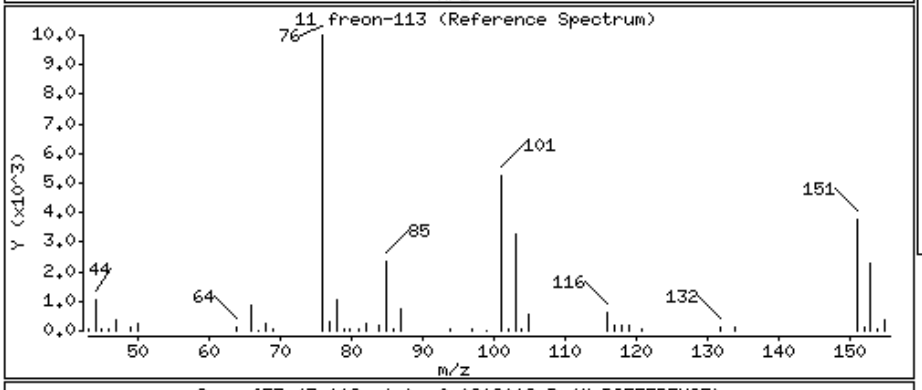

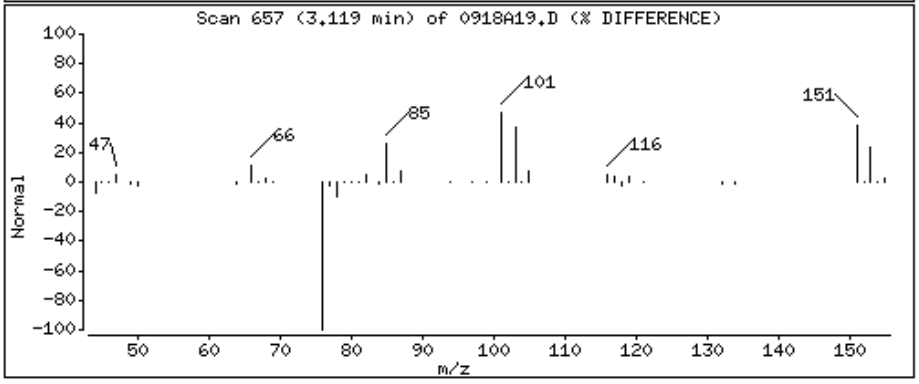

Data File: \\Orgserv2\ff\chem\GCMSVOA\Voa108.i\140918.b\0918A19.D

Date : 18-SEP-2014 19:56

Client ID:

Instrument: Voa108.i

Sample Info: l1421110-20,31,10,,a

Purge Volume: 10.0

Operator: PD

Column phase:

Column diameter: 0.18

16 acetone

Concentration: 7.216 ngs

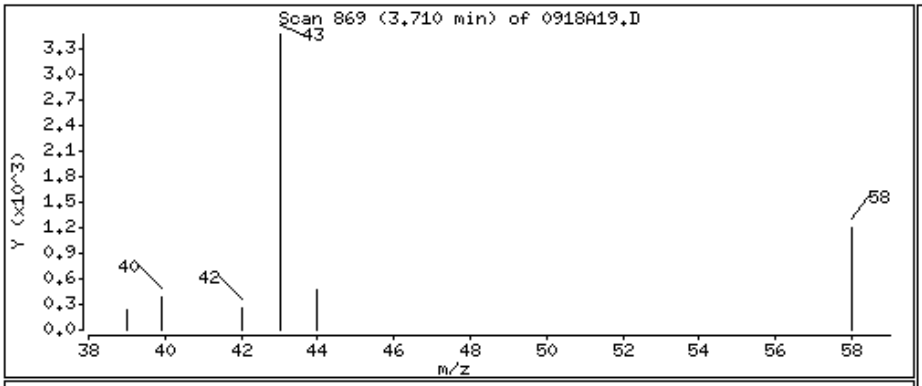

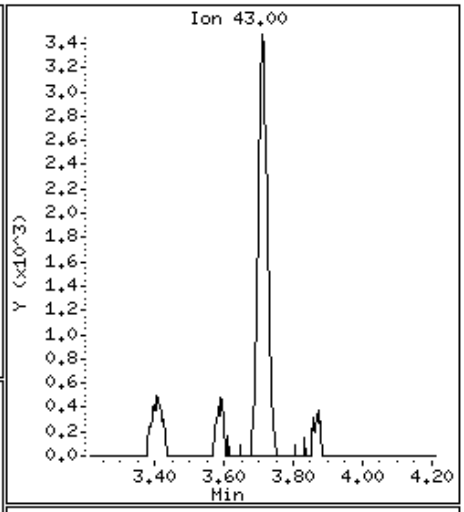

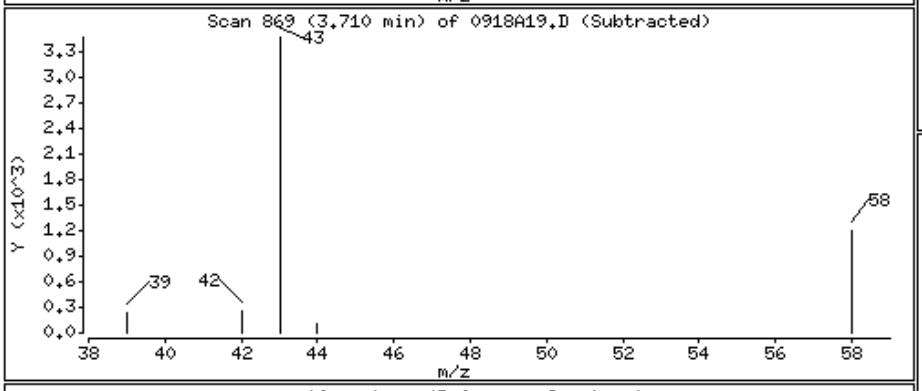

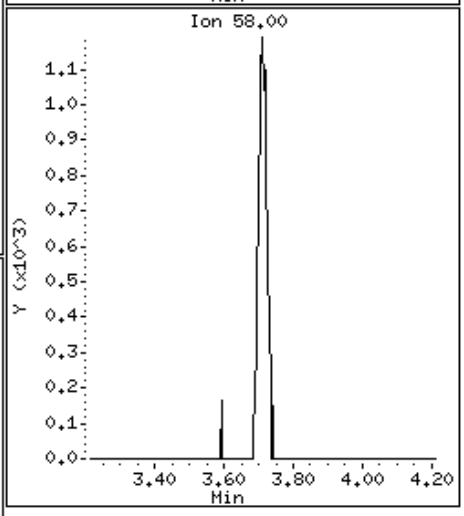

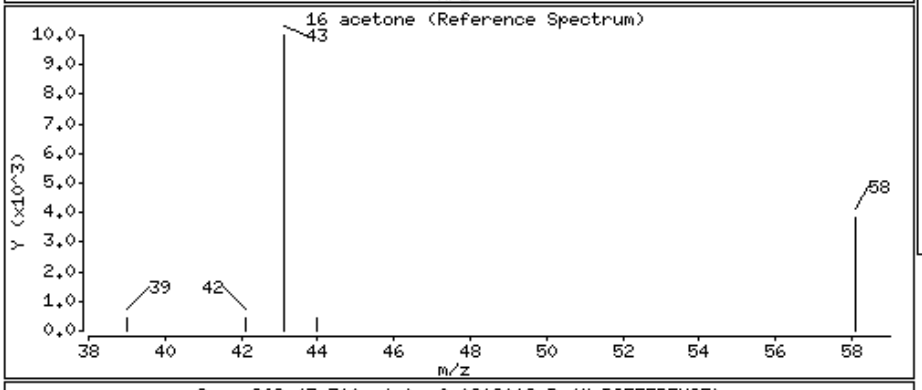

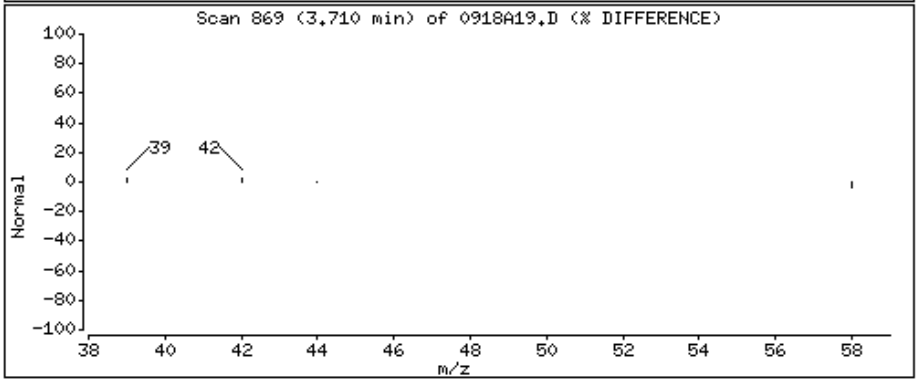

Data File: \\Orgserv2\ff\chem\GCMSVOA\Voa108.i\140918.b\0918A19.D

Date : 18-SEP-2014 19:56

Client ID:

Instrument: Voa108.i

Sample Info: l1421110-20,31,10,,a

Purge Volume: 10.0

Operator: PD

Column phase:

Column diameter: 0.18

31 chloroform

Concentration: 0.570 ngs

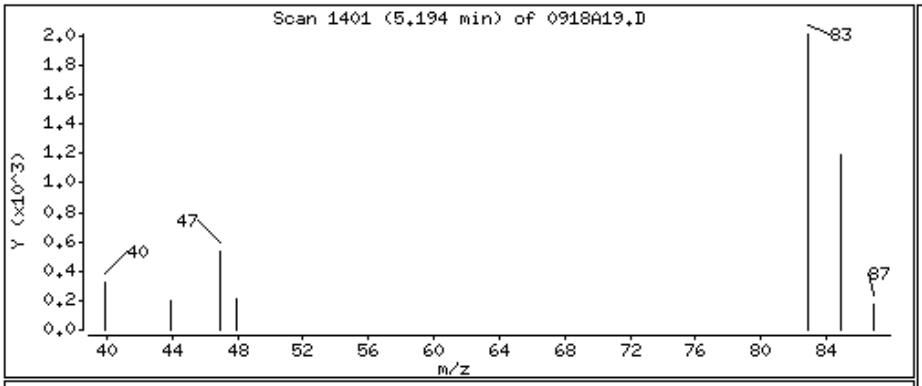

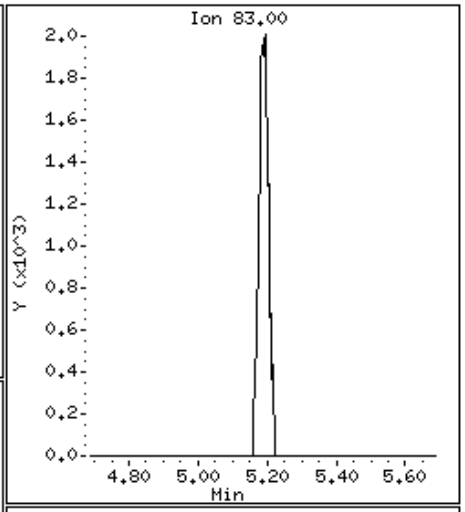

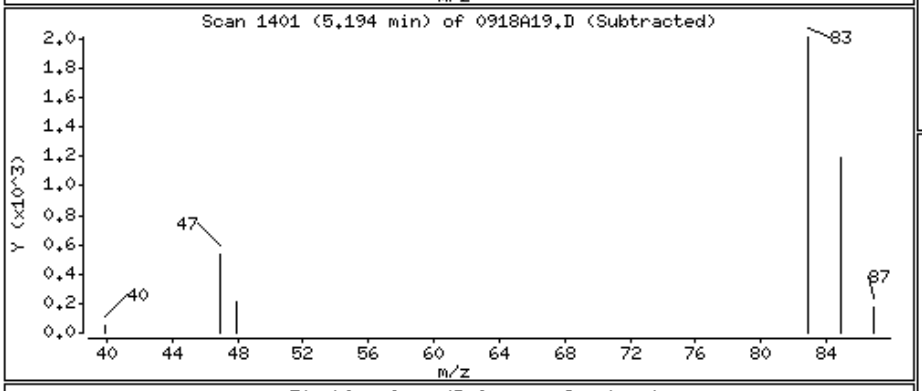

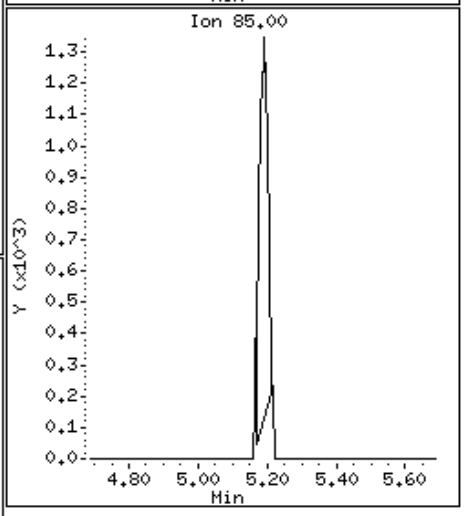

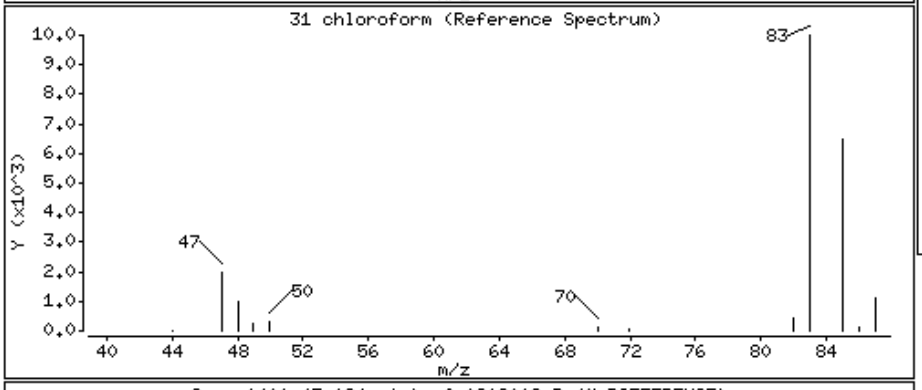

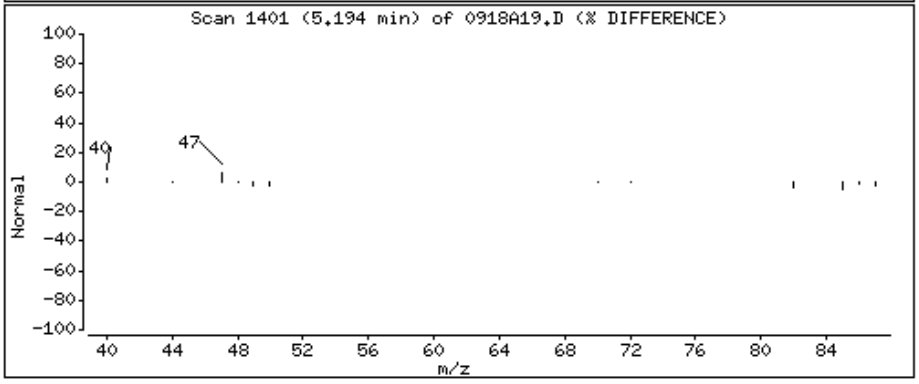

Data File: \\Orgserv2\ff\chem\GCMSVOA\Voa108.i\140918.b\0918A19.D

Date : 18-SEP-2014 19:56

Client ID:

Instrument: Voa108.i

Sample Info: l1421110-20,31,10,,a

Purge Volume: 10.0

Operator: PD

Column phase:

Column diameter: 0.18

48 trichloroethene

Concentration: 1.744 ngs

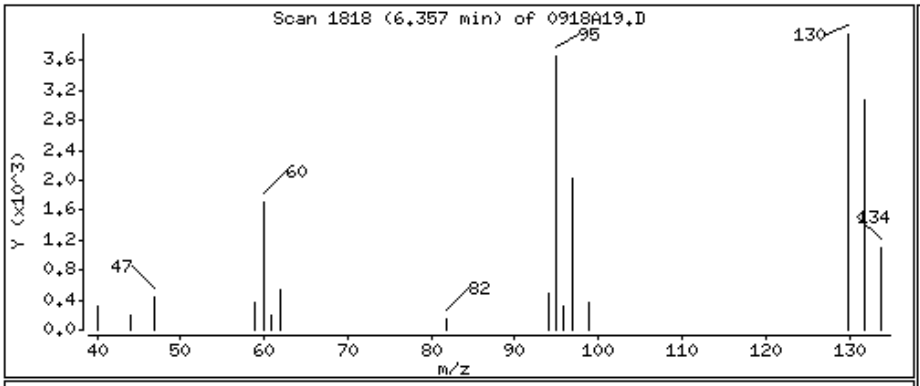

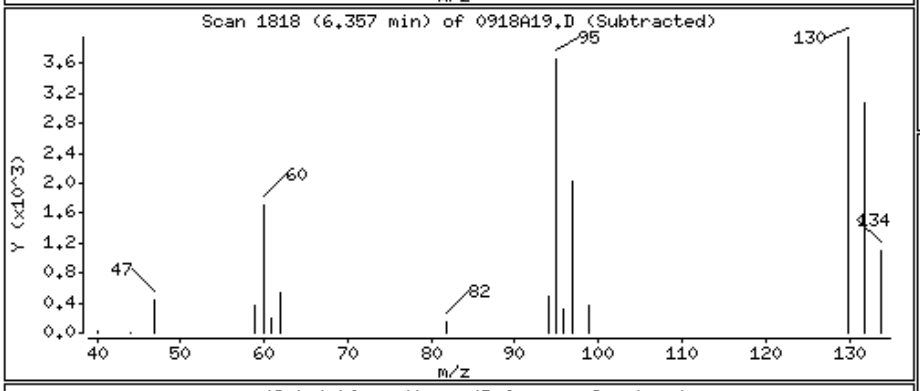

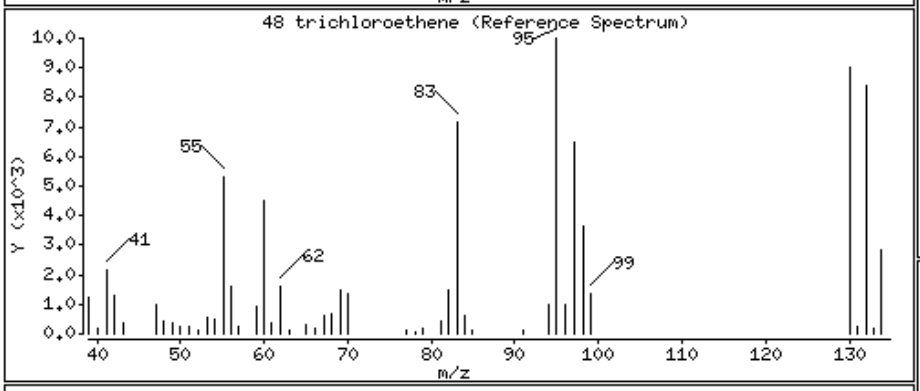

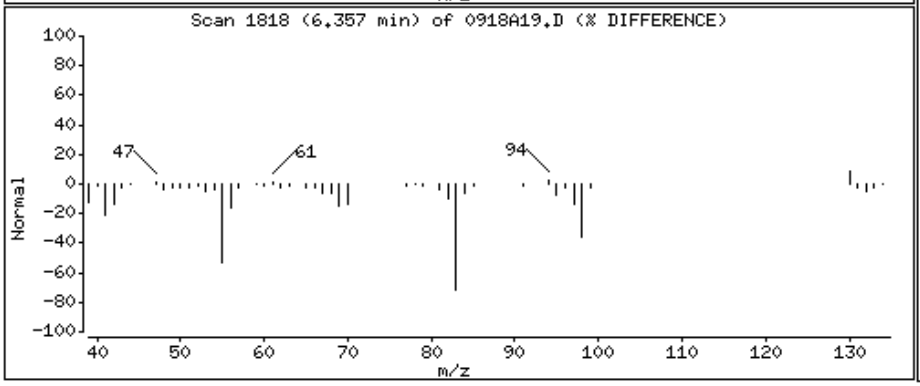

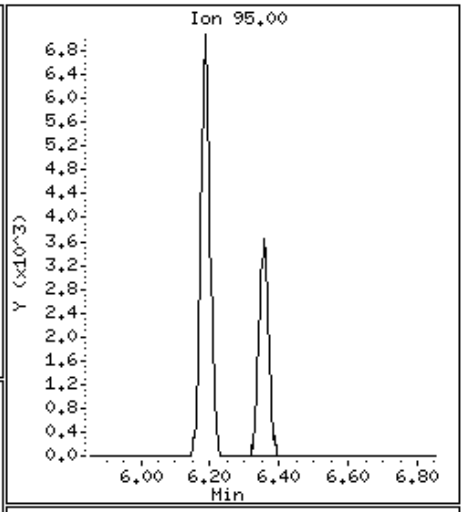

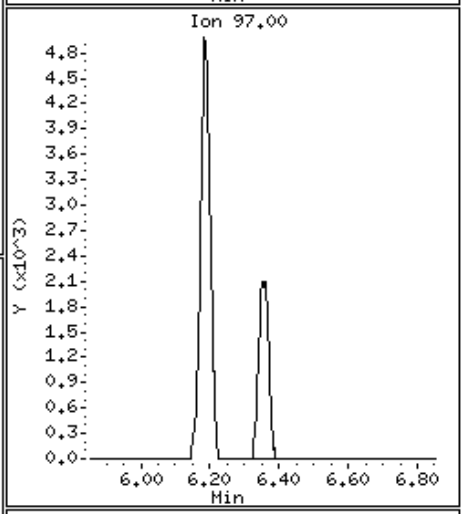

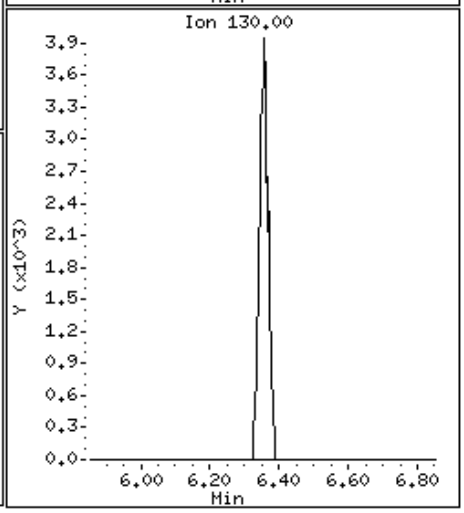

Data File: \\Orgserv2\ff\chem\GCMSVOA\Voa108.i\140918.b\0918A19.D

Date : 18-SEP-2014 19:56

Client ID:

Instrument: Voa108.i

Sample Info: l1421110-20,31,10,,a

Purge Volume: 10.0

Operator: PD

Column phase:

Column diameter: 0.18

61 tetrachloroethene

Concentration: 0.464 ngs

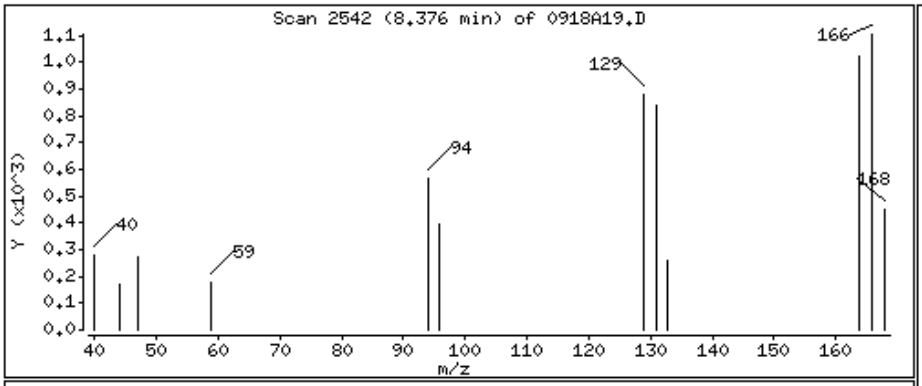

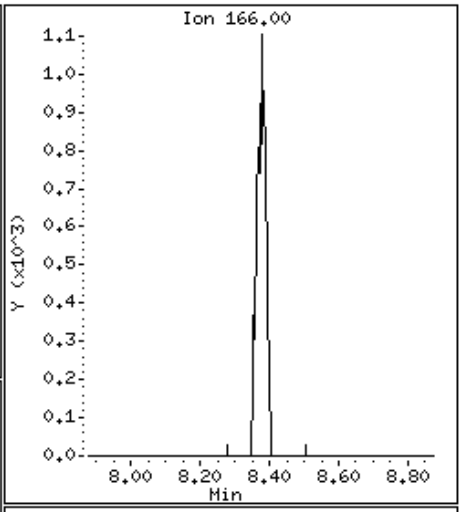

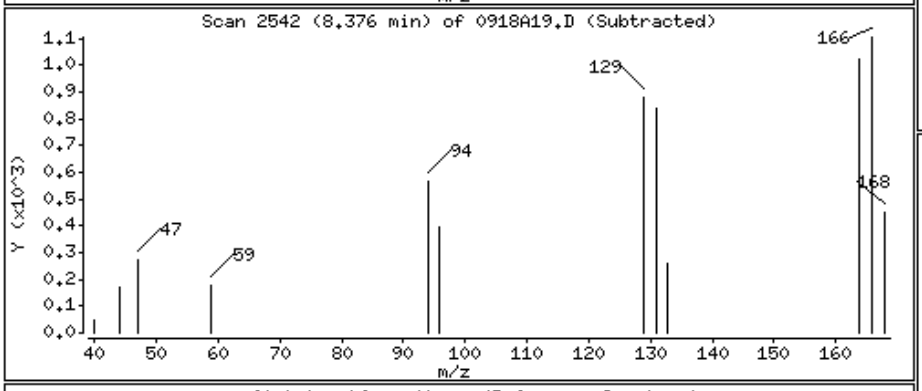

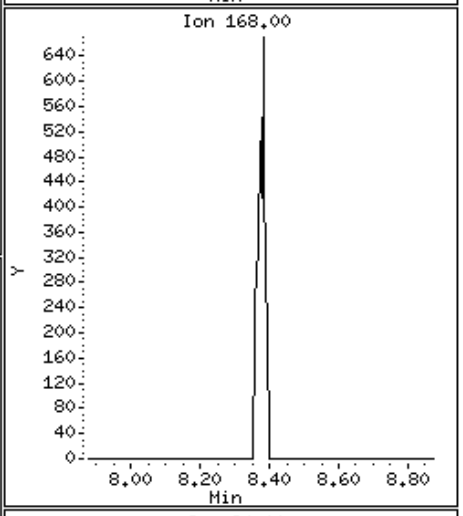

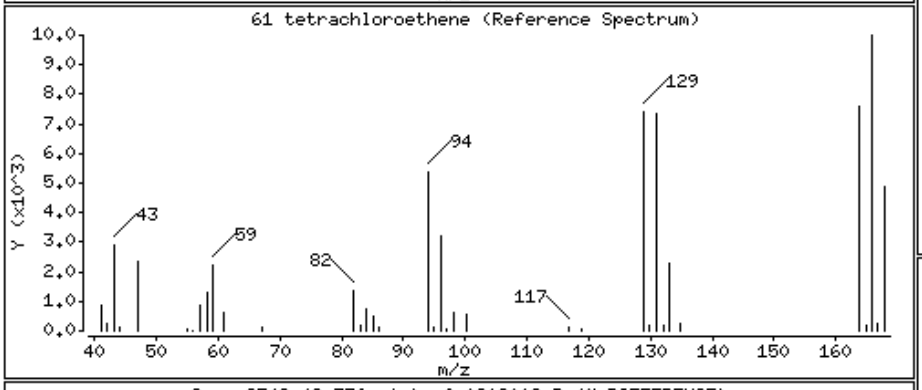

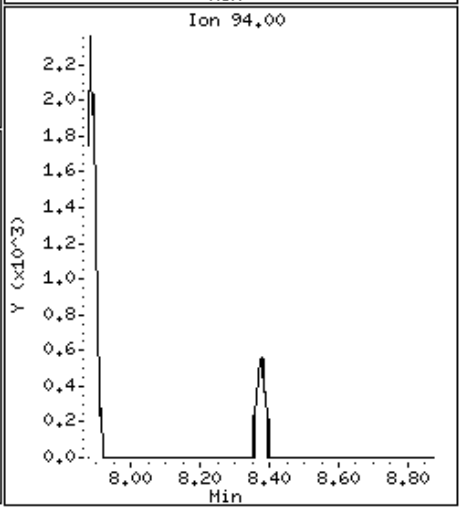

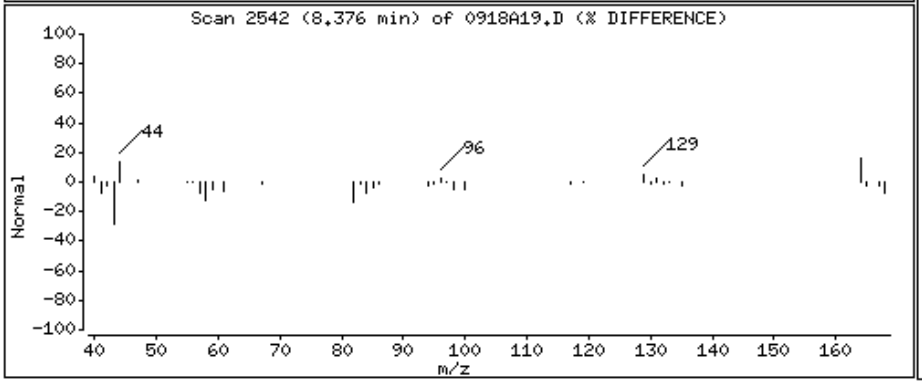

Alpha Analytical Labs

Manual Integration

Sample Info : l1421110-20,31,10,,a
wg723273,ical10053

Instrument ID : Voa108.i
Method : liq8260C.m
File : 0918A19.D
Injection Date : 18-SEP-2014 19:56
Quantitation : ISTD Integrator : HP RTE
Dilution Factor : 1.00 Sample Type: SAMPLE

This File has no version history.

//Orgserv2/ff/chem/GCMSVOA/Voa108.i/140918.b/original/0918A19.D

Alpha Analytical Labs

gc/ms voa - VOA101

Data file : \\Orgserv2\ff\chem\GCMSVOA\Voa108.i\140918.b\0918A20.D
Lab Smp Id:
Inj Date : 18-SEP-2014 20:25
Operator : PD Inst ID: Voa108.i
Smp Info : l1421110-21,31,10,,a
Misc Info : wg723273,ical10053
Comment :
Method : \\Orgserv2\ff\chem\GCMSVOA\Voa108.i\140918.b\liq8260C.m
Meth Date : 18-Sep-2014 15:10 pduczmalew Quant Type: ISTD
Cal Date : 03-SEP-2014 03:47 Cal File: 0902N13.D
Als bottle: 20
Dil Factor: 1.00000
Integrator: HP RTE Compound Sublist: NJTCL.sub
Target Version: 4.12
Processing Host: VIRTUALXP-76524

Concentration Formula: Amt * DF * 0.1 * CpndVariable
Cpnd Variable Local Compound Variable

	Compounds	QUANT SIG MASS	RT	EXP RT	REL RT	RESPONSE	CONCENTRATIONS ON-COLUMN (ngs)	CONCENTRATIONS FINAL (ngs)	REVIEW CODE
	1 dichlorodifluoromethane	85	Compound Not Detected.						
	2 chloromethane	50	Compound Not Detected.						
	3 vinyl chloride	62	Compound Not Detected.						
	4 bromomethane	94	Compound Not Detected.						
	5 chloroethane	64	Compound Not Detected.						
	6 trichlorofluoromethane	101	Compound Not Detected.						
	9 1,1,-dichloroethene	96	Compound Not Detected.						
	11 freon-113	101	Compound Not Detected.						
	10 carbon disulfide	76	Compound Not Detected.						
	15 methylene chloride	84	Compound Not Detected.						
	16 acetone	43	3.712	3.712	(0.600)	4983	56.1721	5.617(QM)	M2
	17 trans-1,2-dichloroethene	96	Compound Not Detected.						
	18 Methyl Acetate	43	Compound Not Detected.						
	19 methyl tert butyl ether	73	Compound Not Detected.						
	22 1,1-dichloroethane	63	Compound Not Detected.						
	27 cis-1,2-dichloroethene	96	Compound Not Detected.						
	29 bromochloromethane	128	Compound Not Detected.						
	30 Cyclohexane	56	Compound Not Detected.						
	31 chloroform	83	5.193	5.188	(0.840)	2677	4.04041	0.404(aQM)	M2
	33 carbontetrachloride	117	Compound Not Detected.						
$	36 dibromofluoromethane	113	5.369	5.369	(0.868)	44974	121.619	12.161	
	37 1,1,1-trichloroethane	97	Compound Not Detected.						
	38 2-butanone	43	Compound Not Detected.						
	40 benzene	78	Compound Not Detected.						
$	42 1,2-dichloroethane-d4	65	5.907	5.907	(0.955)	49938	104.663	10.466	
	43 1,2-dichloroethane	62	Compound Not Detected.						
*	46 flourobenzene	96	6.186	6.183	(1.000)	144505	100.000		
	48 trichloroethene	95	6.353	6.353	(1.027)	7451	19.3058	1.930	
	47 methyl cyclohexane	83	Compound Not Detected.						

	Compounds	QUANT SIG MASS	RT	EXP RT	REL RT	RESPONSE	CONCENTRATIONS ON-COLUMN (ngs)	CONCENTRATIONS FINAL (ngs)	REVIEW CODE
	52 1,2-dichloropropane	63	Compound Not Detected.						
	53 bromodichloromethane	83	Compound Not Detected.						
	54 1,4-Dioxane	88	Compound Not Detected.						
	57 cis-1,3-dichloropropene	75	Compound Not Detected.						
$	58 toluene-d8	98	7.879	7.881	(0.810)	146622	91.8327	9.183	
	59 toluene	92	Compound Not Detected.						
	60 4-methyl-2-pentanone	58	Compound Not Detected.						
	61 tetrachloroethene	166	8.372	8.375	(0.860)	4028	10.1422	1.014(QM)	M2
	62 trans-1,3-dichloropropene	75	Compound Not Detected.						
	66 1,1,2-trichloroethane	83	Compound Not Detected.						
	67 chlorodibromomethane	129	Compound Not Detected.						
	70 1,2-dibromoethane	107	Compound Not Detected.						
	71 2-hexanone	43	Compound Not Detected.						
*	72 chlorobenzene-d5	117	9.730	9.727	(1.000)	117989	100.000		
	73 chlorobenzene	112	Compound Not Detected.						
	74 ethyl benzene	91	Compound Not Detected.						
	76 p/m xylene	106	Compound Not Detected.						
	77 o xylene	106	Compound Not Detected.						
	78 styrene	104	Compound Not Detected.						
	79 bromoform	173	Compound Not Detected.						
	80 isopropylbenzene	105	Compound Not Detected.						
$	81 4-bromofluorobenzene	95	11.200	11.197	(0.904)	54471	96.7139	9.671	
	85 1,1,2,2,-tetrachloroethane	83	Compound Not Detected.						
	97 1,3-dichlorobenzene	146	Compound Not Detected.						
*	98 1,4-dichlorobenzene-d4	152	12.388	12.385	(1.000)	55771	100.000		
	99 1,4-dichlorobenzene	146	Compound Not Detected.						
	102 1,2-dichlorobenzene	146	Compound Not Detected.						
	104 1,2-dibromo-3-chloropropane	75	Compound Not Detected.						
	107 1,2,4-trichlorobenzene	180	Compound Not Detected.						
	109 1,2,3-trichlorobenzene	180	Compound Not Detected.						

QC Flag Legend

a - Target compound detected but, quantitated amount
Below Limit Of Quantitation(BLOQ).
Q - Qualifier signal failed the ratio test.
M - Compound response manually integrated.

Alpha Analytical Labs

gc/ms voa - VOA101

Data file : \\Orgserv2\ff\chem\GCMSVOA\Voa108.i\140918.b\0918A20.D
Lab Smp Id:
Inj Date : 18-SEP-2014 20:25
Operator : PD Inst ID: Voa108.i
Smp Info : l1421110-21,31,10,,a
Misc Info : wg723273,ical10053
Comment :
Method : \\Orgserv2\ff\chem\GCMSVOA\Voa108.i\140918.b\liq8260C.m
Meth Date : 18-Sep-2014 15:10 pduczmalew Quant Type: ISTD
Cal Date : 03-SEP-2014 03:47 Cal File: 0902N13.D
Als bottle: 20
Dil Factor: 1.00000
Integrator: HP RTE Compound Sublist: NJTCL.sub
Target Version: 4.12
Processing Host: VIRTUALXP-76524

- NO TENTATIVELY IDENTIFIED COMPOUNDS -

Alpha Analytical Labs

INTERNAL STANDARD COMPOUNDS
AREA AND RT SUMMARY

Instrument ID: Voa108.i
Lab File ID: 0918A20.D
Lab Smp Id:
Analysis Type: VOA
Quant Type: ISTD
Operator: PD
Method File: \\Orgserv2\ff\chem\GCMSVOA\Voa108.i\140918.b\liq8260C.m
Misc Info: wg723273,ical10053

Calibration Date: 18-SEP-2014
Calibration Time: 11:24
Level: LOW
Sample Type: WATER

Test Mode:
Use Last Continuing Calibrator.
If Continuing Cal. use Initial Cal. Level 3

		AREA LIMIT			
COMPOUND	STANDARD	LOWER	UPPER	SAMPLE	%DIFF
46 flourobenzene	217316	108658	434632	144505	-33.50
72 chlorobenzene-d5	178985	89493	357970	117989	-34.08
98 1,4-dichlorobenze	97237	48619	194474	55771	-42.64

		RT LIMIT			
COMPOUND	STANDARD	LOWER	UPPER	SAMPLE	%DIFF
46 flourobenzene	6.18	5.68	6.68	6.19	0.04
72 chlorobenzene-d5	9.73	9.23	10.23	9.73	0.03
98 1,4-dichlorobenze	12.39	11.89	12.89	12.39	0.02

AREA UPPER LIMIT = +100% of internal standard area.
AREA LOWER LIMIT = - 50% of internal standard area.
RT UPPER LIMIT = + 0.50 minutes of internal standard RT.
RT LOWER LIMIT = - 0.50 minutes of internal standard RT.

Alpha Analytical Labs

RECOVERY REPORT

Client Name: Client SDG: SDGa00307
Sample Matrix: LIQUID Fraction: VOA
Lab Smp Id:
Level: LOW Operator: PD
Data Type: MS DATA SampleType: SAMPLE
SpikeList File: curveallim.spk Quant Type: ISTD
Sublist File: NJTCL.sub
Method File: \\Orgserv2\ff\chem\GCMSVOA\Voa108.i\140918.b\liq8260C.m
Misc Info: wg723273,ical10053

SURROGATE COMPOUND	AMOUNT ADDED ngs	AMOUNT RECOVERED ngs	% RECOVERED	LIMITS
$ 36 dibromofluorometha	100.000	121.619	121.62	70-130
$ 42 1,2-dichloroethane	100.000	104.662	104.66	70-130
$ 58 toluene-d8	100.000	91.832	91.83	70-130
$ 81 4-bromofluorobenze	100.000	96.713	96.71	70-130

Data File: \\Orgserv2\ff\chem\GCMSVOA\Voa108.i\140918.b\0918A20.D
Date : 18-SEP-2014 20:25
Client ID:
Sample Info: l1421110-21,31,10,,a
Purge Volume: 10.0
Column phase:

Instrument: Voa108.i
Operator: PD
Column diameter: 0.18

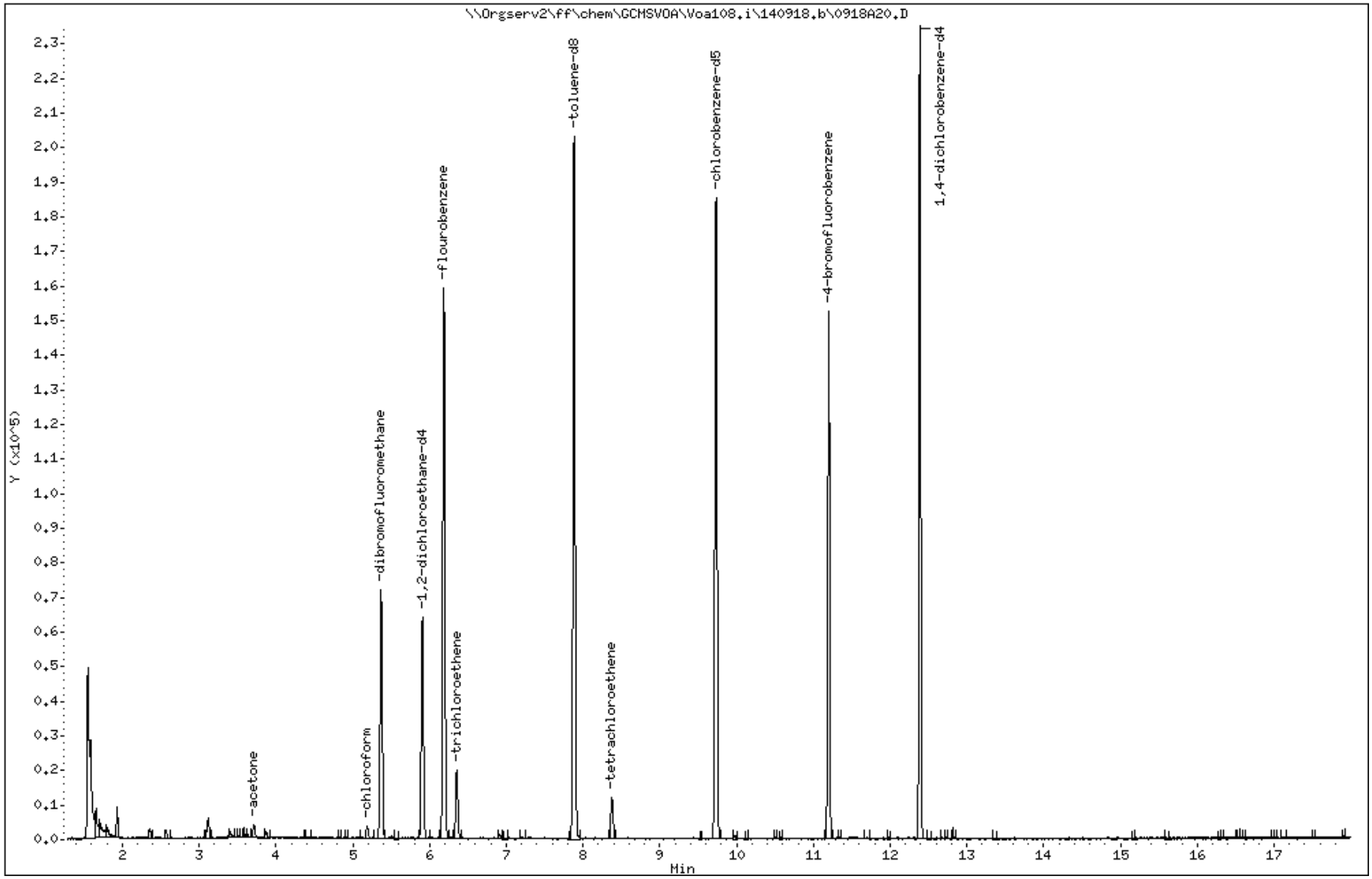

Data File: \\Orgserv2\ff\chem\GCMSVOA\Voa108.i\140918.b\0918A20.D

Date : 18-SEP-2014 20:25

Client ID:

Instrument: Voa108.i

Sample Info: l1421110-21,31,10,,a

Purge Volume: 10.0

Operator: PD

Column phase:

Column diameter: 0.18

16 acetone

Concentration: 5.617 ngs

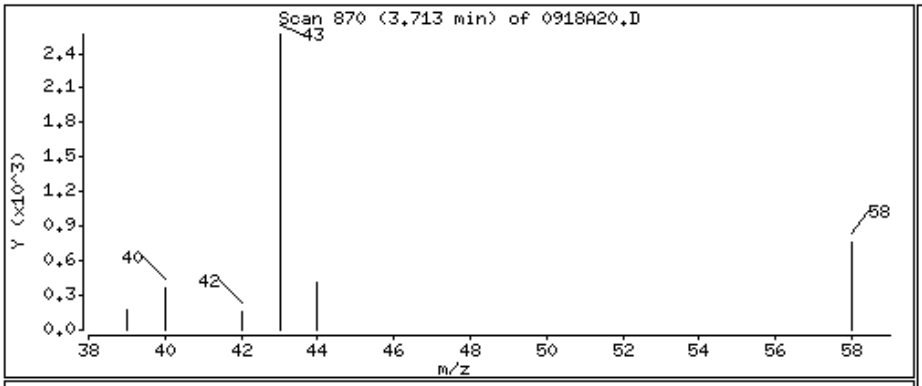

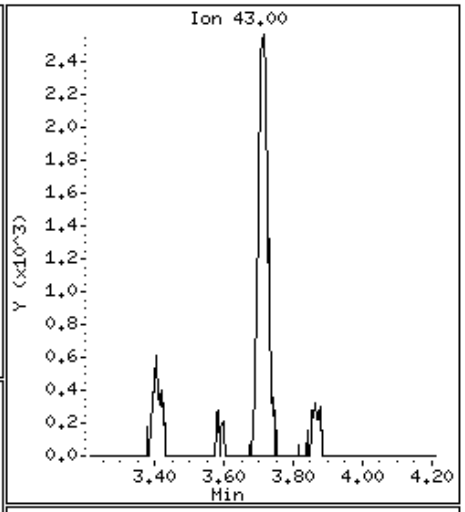

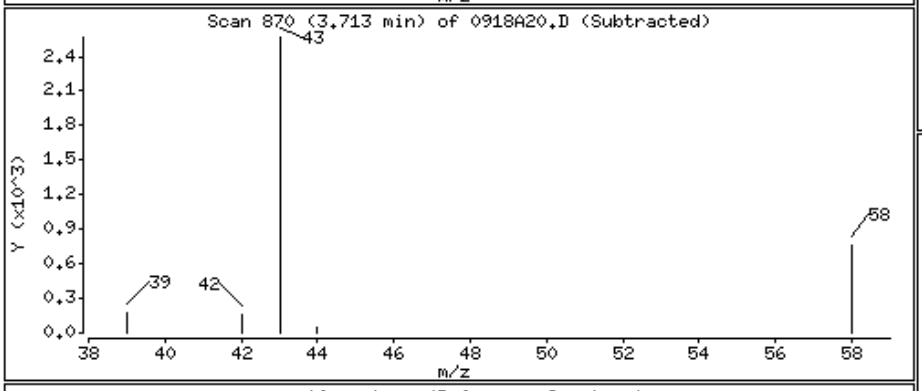

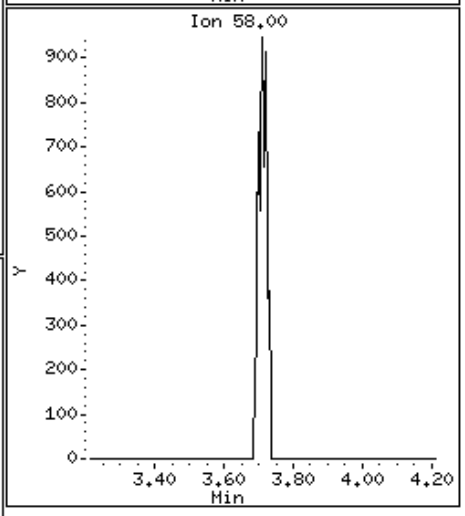

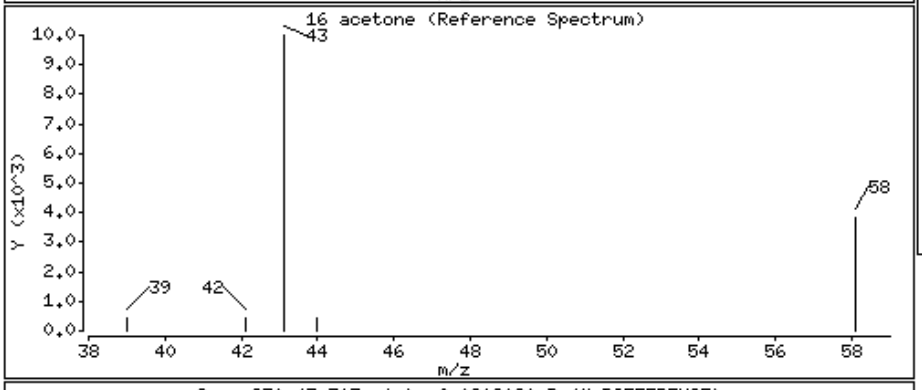

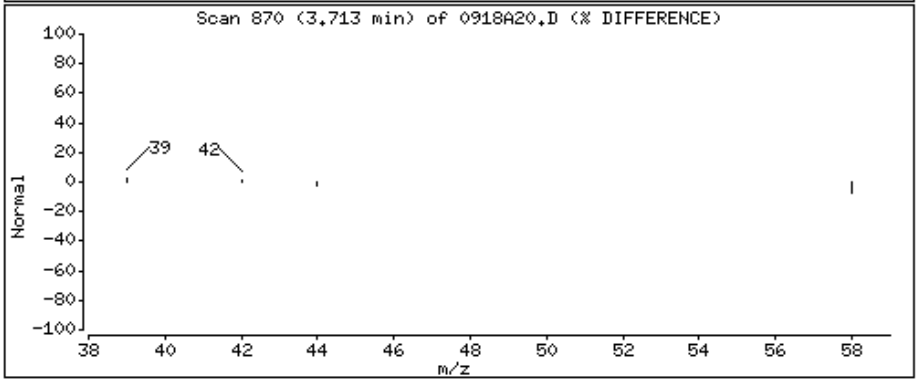

Data File: \\Orgserv2\ff\chem\GCMSVOA\Voa108.i\140918.b\0918A20.D

Date : 18-SEP-2014 20:25

Client ID:

Instrument: Voa108.i

Sample Info: l1421110-21,31,10,,a

Purge Volume: 10.0

Operator: PD

Column phase:

Column diameter: 0.18

31 chloroform

Concentration: 0.404 ngs

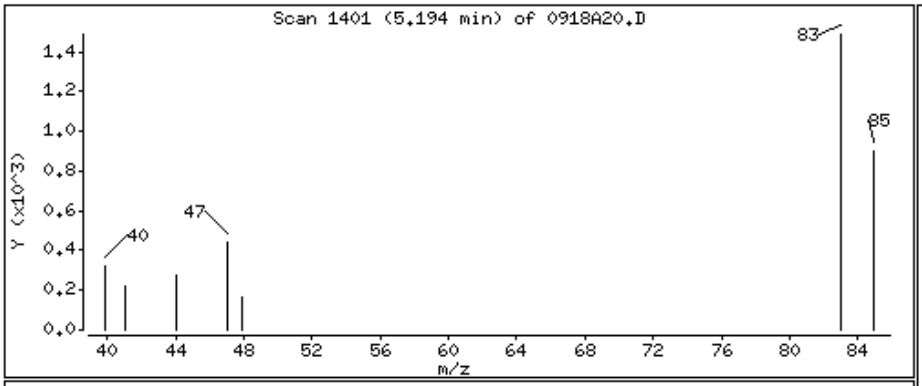

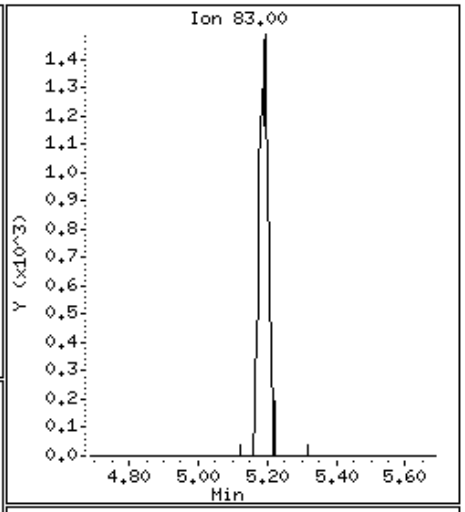

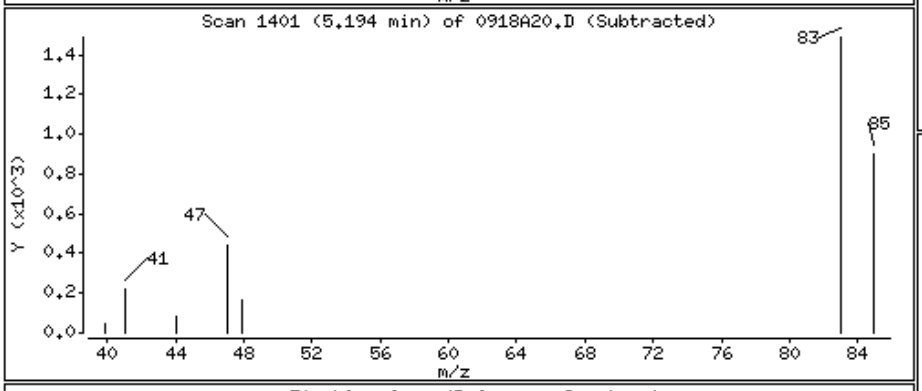

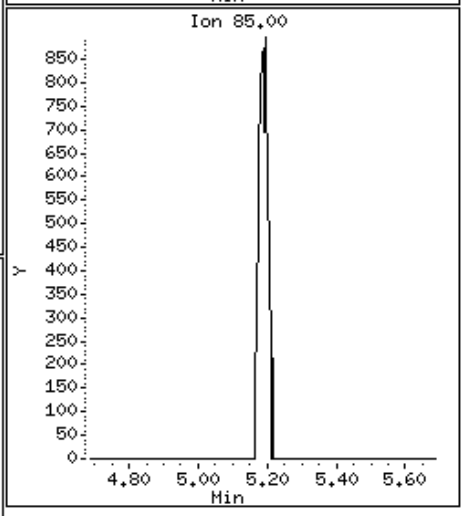

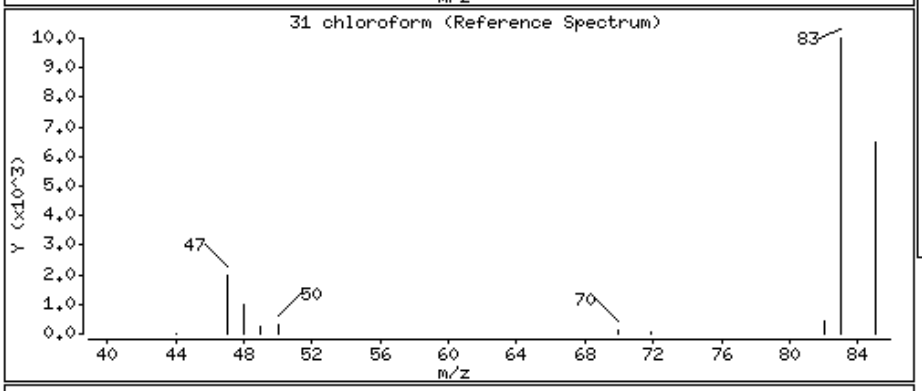

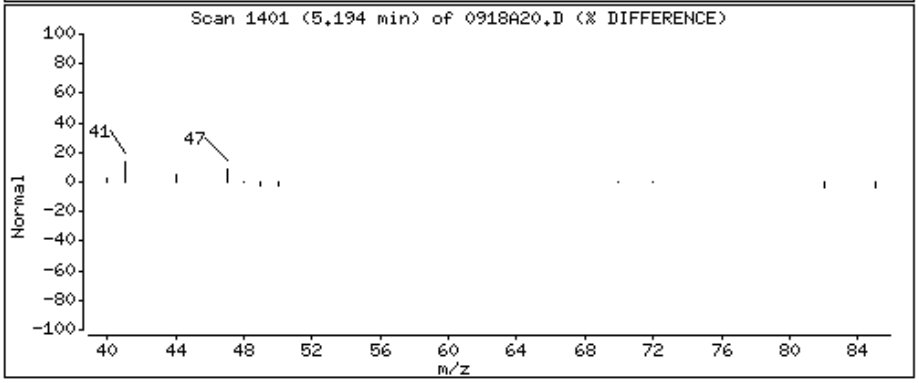

Data File: \\Orgserv2\ff\chem\GCMSVOA\Voa108.i\140918.b\0918A20.D

Date : 18-SEP-2014 20:25

Client ID:

Instrument: Voa108.i

Sample Info: l1421110-21,31,10,,a

Purge Volume: 10.0

Operator: PD

Column phase:

Column diameter: 0.18

48 trichloroethene

Concentration: 1.930 ngs

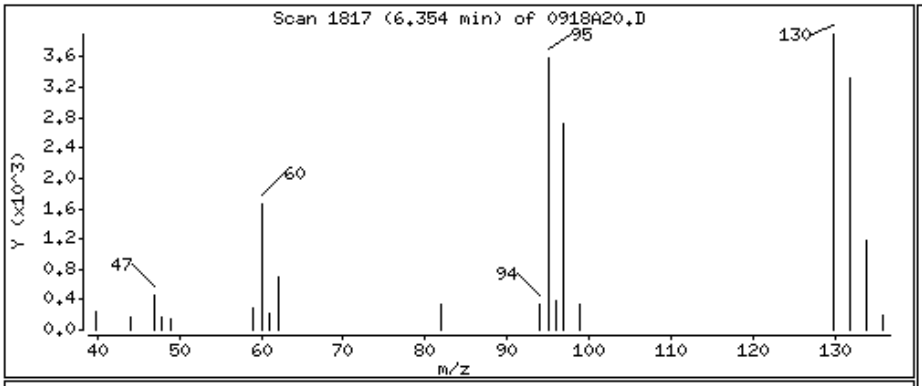

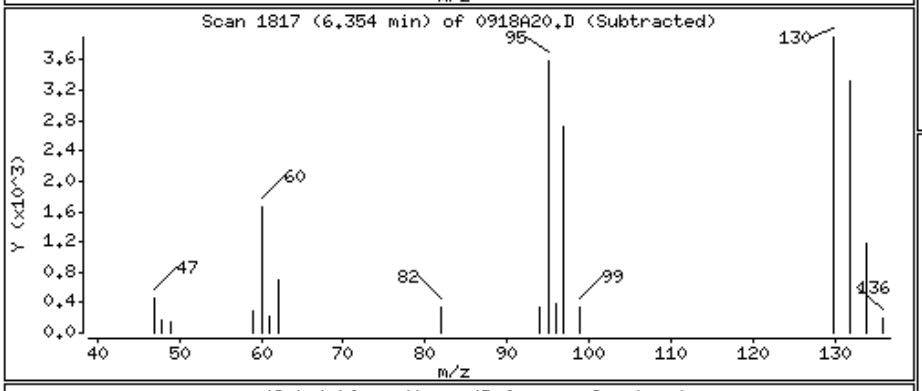

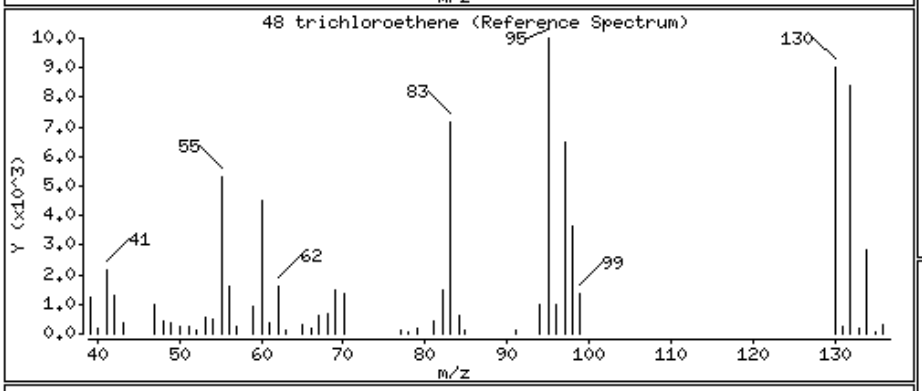

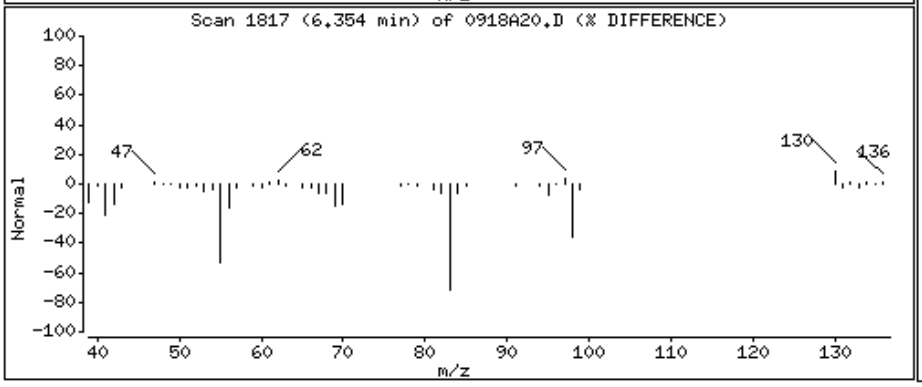

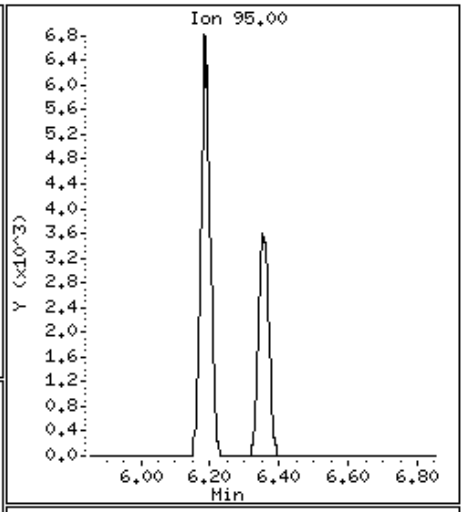

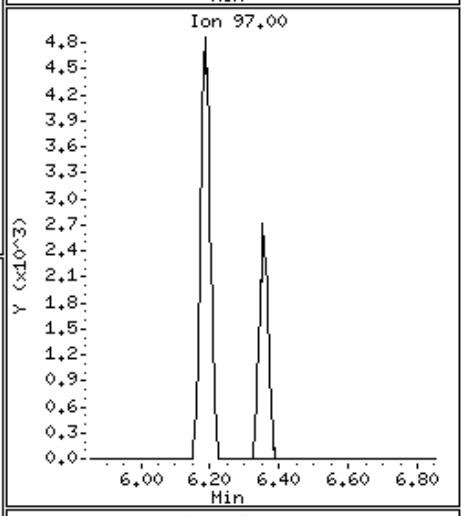

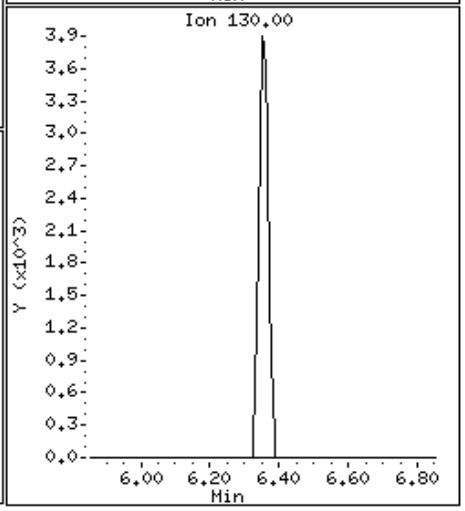

Data File: \\Orgserv2\ff\chem\GCMSVOA\Voa108.i\140918.b\0918A20.D

Date : 18-SEP-2014 20:25

Client ID:

Instrument: Voa108.i

Sample Info: l1421110-21,31,10,,a

Purge Volume: 10.0

Operator: PD

Column phase:

Column diameter: 0.18

61 tetrachloroethene

Concentration: 1.014 ngs

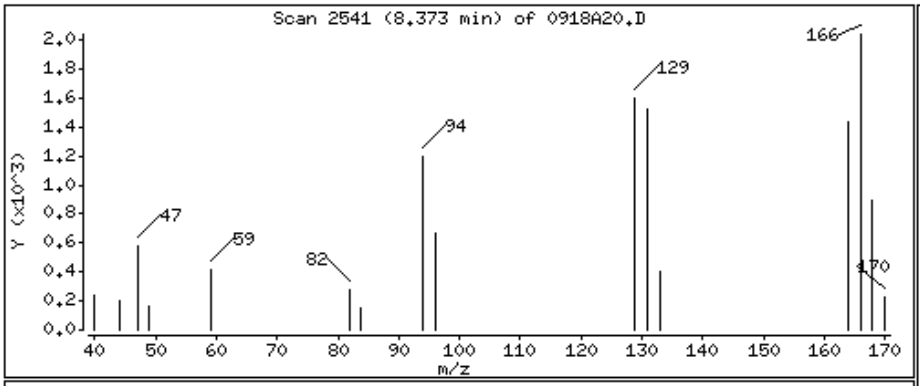

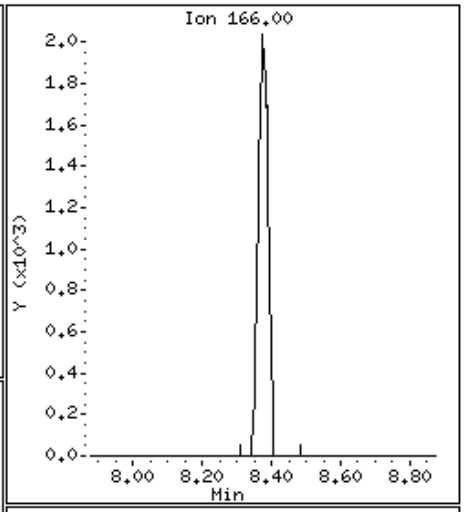

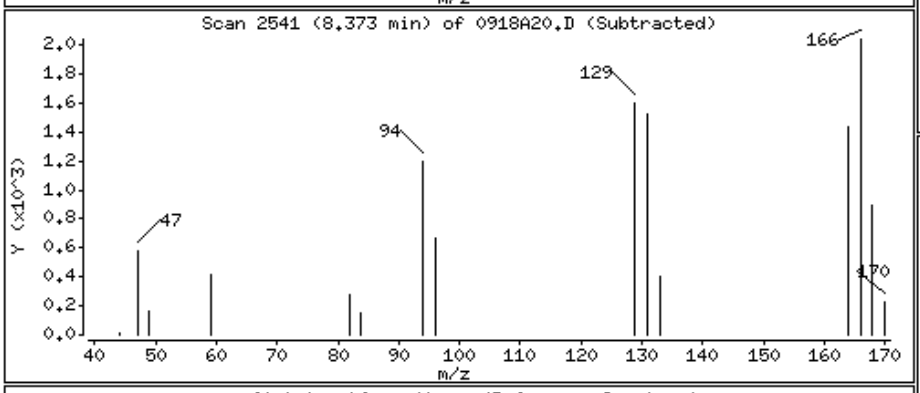

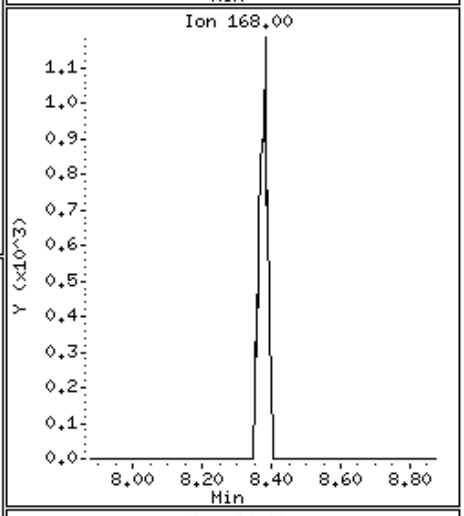

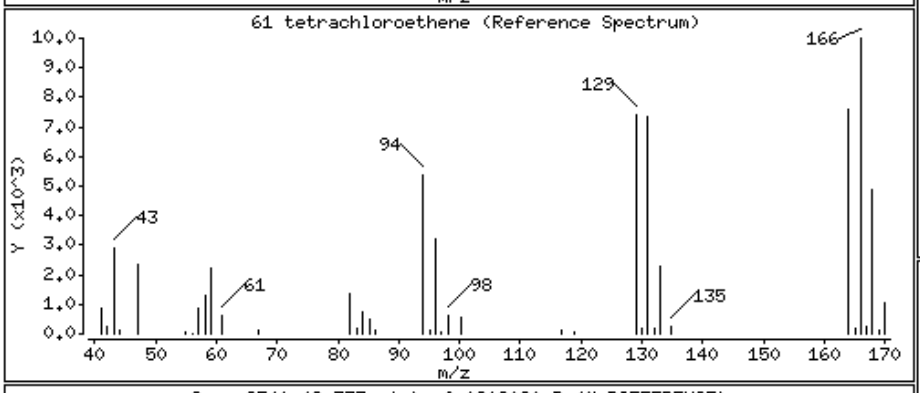

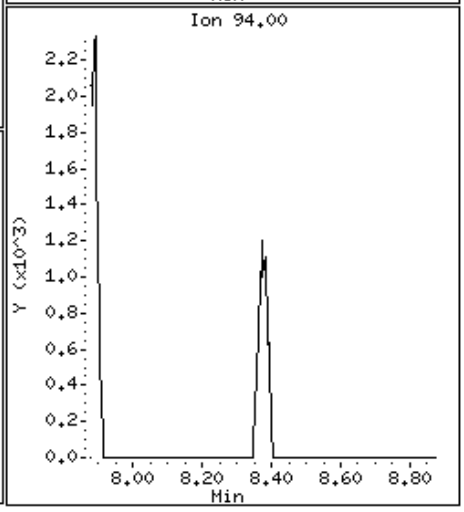

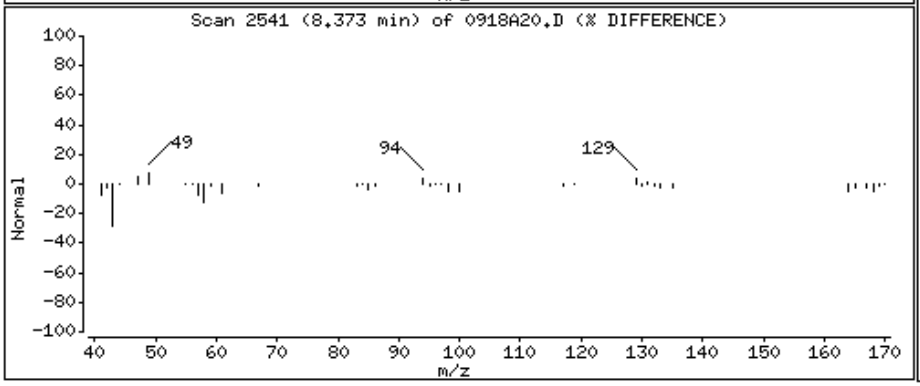

Alpha Analytical Labs

Manual Integration

Sample Info : l1421110-21,31,10,,a
wg723273,ical10053

Instrument ID : Voa108.i
Method : liq8260C.m
File : 0918A20.D
Injection Date : 18-SEP-2014 20:25
Quantitation : ISTD Integrator : HP RTE
Dilution Factor : 1.00 Sample Type: SAMPLE

This File has no version history.

//Orgserv2/ff/chem/GCMSVOA/Voa108.i/140918.b/original/0918A20.D

Alpha Analytical Labs

gc/ms voa - VOA101

Data file : \\Orgserv2\ff\chem\GCMSVOA\Voa108.i\140918.b\0918A21.D
Lab Smp Id:
Inj Date : 18-SEP-2014 20:53
Operator : PD Inst ID: Voa108.i
Smp Info : l1421110-22,31,10,,a
Misc Info : wg723273,ical10053
Comment :
Method : \\Orgserv2\ff\chem\GCMSVOA\Voa108.i\140918.b\liq8260C.m
Meth Date : 18-Sep-2014 15:10 pduczmalew Quant Type: ISTD
Cal Date : 03-SEP-2014 03:47 Cal File: 0902N13.D
Als bottle: 21
Dil Factor: 1.00000
Integrator: HP RTE Compound Sublist: NJTCL.sub
Target Version: 4.12
Processing Host: VIRTUALXP-76524

Concentration Formula: Amt * DF * 0.1 * CpndVariable
Cpnd Variable Local Compound Variable

	Compounds	QUANT SIG MASS	RT	EXP RT	REL RT	RESPONSE	CONCENTRATIONS ON-COLUMN (ngs)	FINAL (ngs)	REVIEW CODE
1	dichlorodifluoromethane	85	Compound Not Detected.						
2	chloromethane	50	Compound Not Detected.						
3	vinyl chloride	62	Compound Not Detected.						
4	bromomethane	94	Compound Not Detected.						
5	chloroethane	64	Compound Not Detected.						
6	trichlorofluoromethane	101	Compound Not Detected.						
9	1,1,-dichloroethene	96	Compound Not Detected.						
11	freon-113	101	Compound Not Detected.						
10	carbon disulfide	76	Compound Not Detected.						
15	methylene chloride	84	Compound Not Detected.						
16	acetone	43	3.715	3.712	(0.601)	6994	86.2277	8.622(QM)	M1
17	trans-1,2-dichloroethene	96	Compound Not Detected.						
18	Methyl Acetate	43	Compound Not Detected.						
19	methyl tert butyl ether	73	Compound Not Detected.						
22	1,1-dichloroethane	63	Compound Not Detected.						
27	cis-1,2-dichloroethene	96	Compound Not Detected.						
29	bromochloromethane	128	Compound Not Detected.						
30	Cyclohexane	56	Compound Not Detected.						
31	chloroform	83	Compound Not Detected.						
33	carbontetrachloride	117	Compound Not Detected.						
$ 36	dibromofluoromethane	113	5.372	5.369	(0.868)	45239	121.291	12.129	
37	1,1,1-trichloroethane	97	Compound Not Detected.						
38	2-butanone	43	Compound Not Detected.						
40	benzene	78	Compound Not Detected.						
$ 42	1,2-dichloroethane-d4	65	5.907	5.907	(0.955)	50779	105.516	10.551	
43	1,2-dichloroethane	62	Compound Not Detected.						
* 46	flourobenzene	96	6.186	6.183	(1.000)	145750	100.000		
48	trichloroethene	95	Compound Not Detected.						

	Compounds	QUANT SIG MASS	RT	EXP RT	REL RT	RESPONSE	CONCENTRATIONS ON-COLUMN (ngs)	CONCENTRATIONS FINAL (ngs)	REVIEW CODE
	47 methyl cyclohexane	83	Compound Not Detected.						
	52 1,2-dichloropropane	63	Compound Not Detected.						
	53 bromodichloromethane	83	Compound Not Detected.						
	54 1,4-Dioxane	88	Compound Not Detected.						
	57 cis-1,3-dichloropropene	75	Compound Not Detected.						
$	58 toluene-d8	98	7.882	7.881	(0.810)	144730	90.2675	9.026	
	59 toluene	92	Compound Not Detected.						
	60 4-methyl-2-pentanone	58	Compound Not Detected.						
	61 tetrachloroethene	166	8.372	8.375	(0.860)	762	1.91061	0.191(aQM)	M2
	62 trans-1,3-dichloropropene	75	Compound Not Detected.						
	66 1,1,2-trichloroethane	83	Compound Not Detected.						
	67 chlorodibromomethane	129	Compound Not Detected.						
	70 1,2-dibromoethane	107	Compound Not Detected.						
	71 2-hexanone	43	Compound Not Detected.						
*	72 chlorobenzene-d5	117	9.733	9.727	(1.000)	118486	100.000		
	73 chlorobenzene	112	Compound Not Detected.						
	74 ethyl benzene	91	Compound Not Detected.						
	76 p/m xylene	106	Compound Not Detected.						
	77 o xylene	106	Compound Not Detected.						
	78 styrene	104	Compound Not Detected.						
	79 bromoform	173	Compound Not Detected.						
	80 isopropylbenzene	105	Compound Not Detected.						
$	81 4-bromofluorobenzene	95	11.200	11.197	(0.904)	55220	99.1334	9.913	
	85 1,1,2,2,-tetrachloroethane	83	Compound Not Detected.						
	97 1,3-dichlorobenzene	146	Compound Not Detected.						
*	98 1,4-dichlorobenzene-d4	152	12.388	12.385	(1.000)	55158	100.000		
	99 1,4-dichlorobenzene	146	Compound Not Detected.						
	102 1,2-dichlorobenzene	146	Compound Not Detected.						
	104 1,2-dibromo-3-chloropropane	75	Compound Not Detected.						
	107 1,2,4-trichlorobenzene	180	Compound Not Detected.						
	109 1,2,3-trichlorobenzene	180	Compound Not Detected.						

QC Flag Legend

a - Target compound detected but, quantitated amount
Below Limit Of Quantitation(BLOQ).
Q - Qualifier signal failed the ratio test.
M - Compound response manually integrated.

Alpha Analytical Labs

gc/ms voa - VOA101

Data file : \\Orgserv2\ff\chem\GCMSVOA\Voa108.i\140918.b\0918A21.D
Lab Smp Id:
Inj Date : 18-SEP-2014 20:53
Operator : PD Inst ID: Voa108.i
Smp Info : l1421110-22,31,10,,a
Misc Info : wg723273,ical10053
Comment :
Method : \\Orgserv2\ff\chem\GCMSVOA\Voa108.i\140918.b\liq8260C.m
Meth Date : 18-Sep-2014 15:10 pduczmalew Quant Type: ISTD
Cal Date : 03-SEP-2014 03:47 Cal File: 0902N13.D
Als bottle: 21
Dil Factor: 1.00000
Integrator: HP RTE Compound Sublist: NJTCL.sub
Target Version: 4.12
Processing Host: VIRTUALXP-76524

- NO TENTATIVELY IDENTIFIED COMPOUNDS -

Alpha Analytical Labs

INTERNAL STANDARD COMPOUNDS
AREA AND RT SUMMARY

Instrument ID: Voa108.i
Lab File ID: 0918A21.D
Lab Smp Id:
Analysis Type: VOA
Quant Type: ISTD
Operator: PD
Method File: \\Orgserv2\ff\chem\GCMSVOA\Voa108.i\140918.b\liq8260C.m
Misc Info: wg723273,ical10053

Calibration Date: 18-SEP-2014
Calibration Time: 11:24
Level: LOW
Sample Type: WATER

Test Mode:
Use Last Continuing Calibrator.
If Continuing Cal. use Initial Cal. Level 3

		AREA LIMIT			
COMPOUND	STANDARD	LOWER	UPPER	SAMPLE	%DIFF
46 flourobenzene	217316	108658	434632	145750	-32.93
72 chlorobenzene-d5	178985	89493	357970	118486	-33.80
98 1,4-dichlorobenze	97237	48619	194474	55158	-43.27

		RT LIMIT			
COMPOUND	STANDARD	LOWER	UPPER	SAMPLE	%DIFF
46 flourobenzene	6.18	5.68	6.68	6.19	0.05
72 chlorobenzene-d5	9.73	9.23	10.23	9.73	0.06
98 1,4-dichlorobenze	12.39	11.89	12.89	12.39	0.02

AREA UPPER LIMIT = +100% of internal standard area.
AREA LOWER LIMIT = - 50% of internal standard area.
RT UPPER LIMIT = + 0.50 minutes of internal standard RT.
RT LOWER LIMIT = - 0.50 minutes of internal standard RT.

Alpha Analytical Labs

RECOVERY REPORT

Client Name: Client SDG: SDGa00307
Sample Matrix: LIQUID Fraction: VOA
Lab Smp Id:
Level: LOW Operator: PD
Data Type: MS DATA SampleType: SAMPLE
SpikeList File: curveallim.spk Quant Type: ISTD
Sublist File: NJTCL.sub
Method File: \\Orgserv2\ff\chem\GCMSVOA\Voa108.i\140918.b\liq8260C.m
Misc Info: wg723273,ical10053

SURROGATE COMPOUND	AMOUNT ADDED ngs	AMOUNT RECOVERED ngs	% RECOVERED	LIMITS
$ 36 dibromofluorometha	100.000	121.290	121.29	70-130
$ 42 1,2-dichloroethane	100.000	105.516	105.52	70-130
$ 58 toluene-d8	100.000	90.267	90.27	70-130
$ 81 4-bromofluorobenze	100.000	99.133	99.13	70-130

Data File: \\Orgserv2\ff\chem\GCMSVOA\Voa108.i\140918.b\0918A21.D
Date : 18-SEP-2014 20:53
Client ID:
Sample Info: l1421110-22,31,10,,a
Purge Volume: 10.0
Column phase:

Instrument: Voa108.i
Operator: PD
Column diameter: 0.18

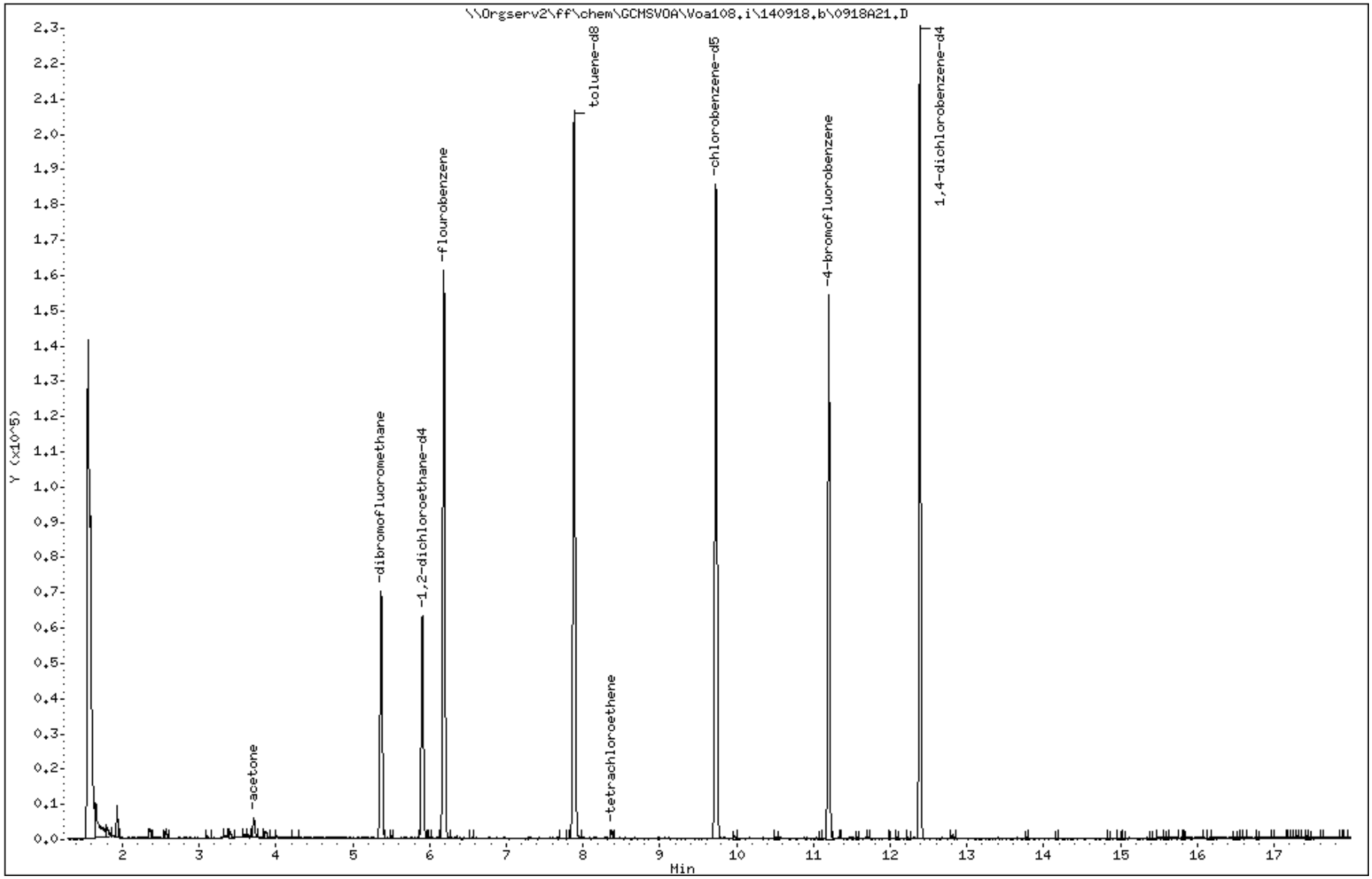

Data File: \\Orgserv2\ff\chem\GCMSVOA\Voa108.i\140918.b\0918A21.D

Date : 18-SEP-2014 20:53

Client ID:

Instrument: Voa108.i

Sample Info: l1421110-22,31,10,,a

Purge Volume: 10.0

Operator: PD

Column phase:

Column diameter: 0.18

16 acetone

Concentration: 8.622 ngs

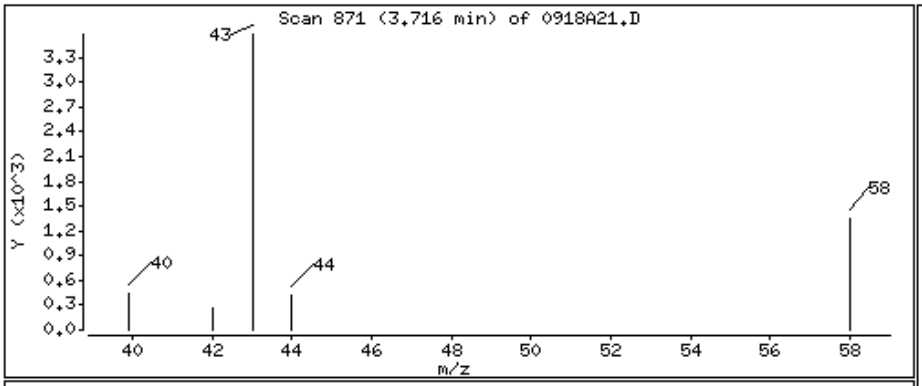

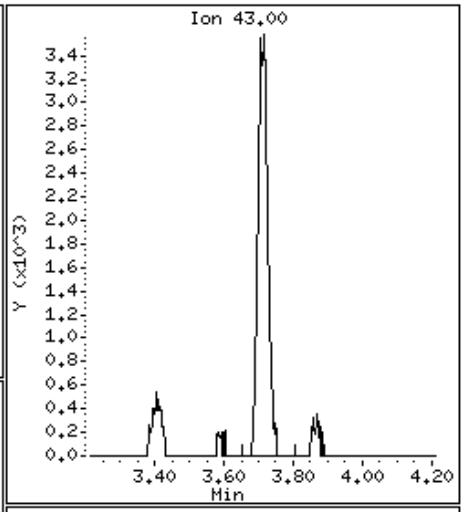

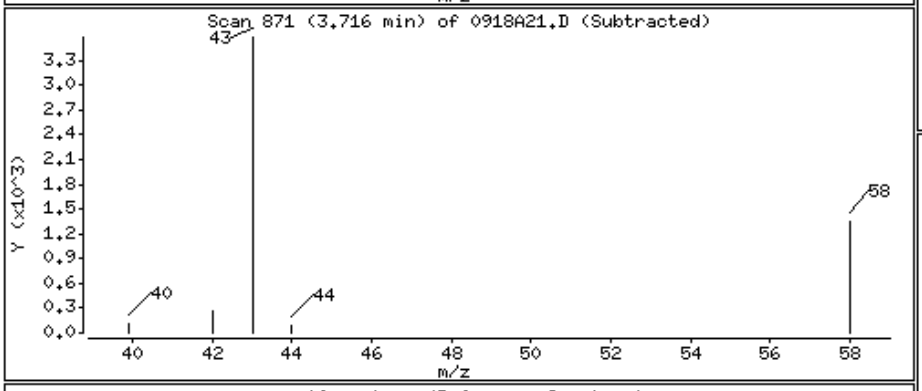

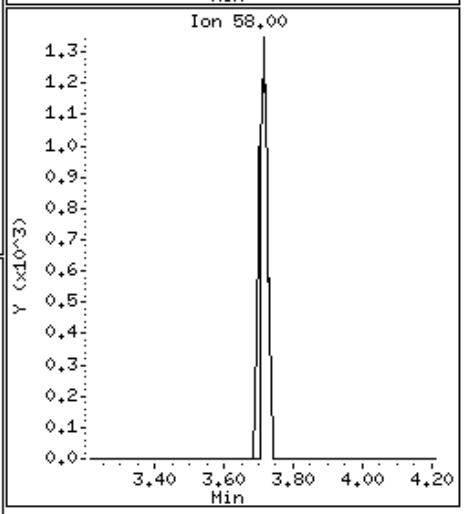

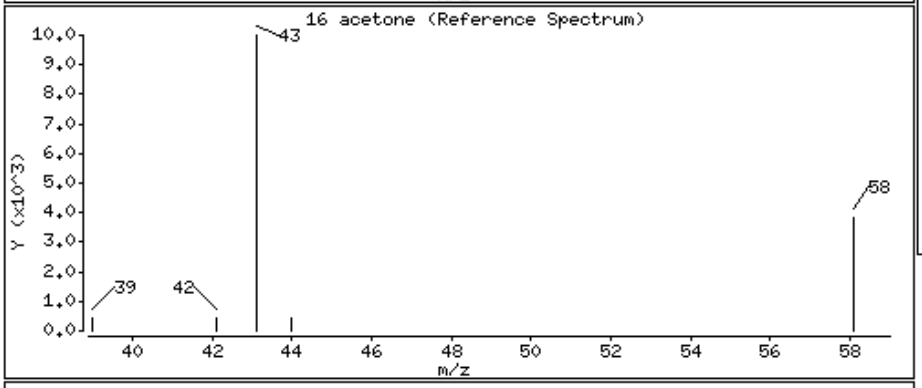

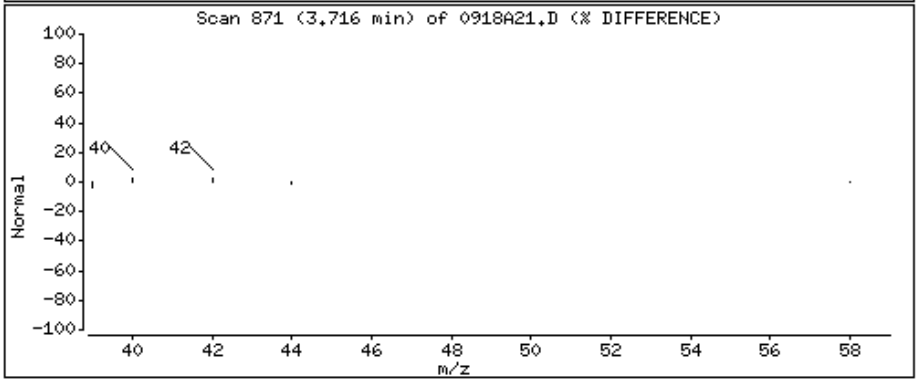

Data File: \\Orgserv2\ff\chem\GCMSVOA\Voa108.i\140918.b\0918A21.D

Date : 18-SEP-2014 20:53

Client ID:

Instrument: Voa108.i

Sample Info: l1421110-22,31,10,,a

Purge Volume: 10.0

Operator: PD

Column phase:

Column diameter: 0.18

61 tetrachloroethene

Concentration: 0.191 ngs

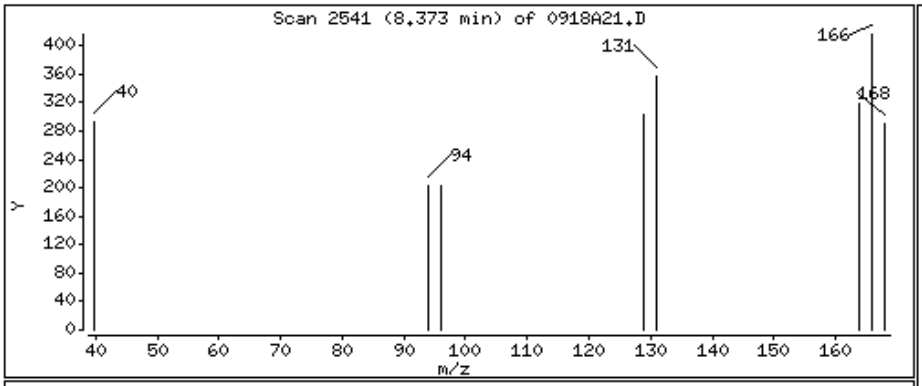

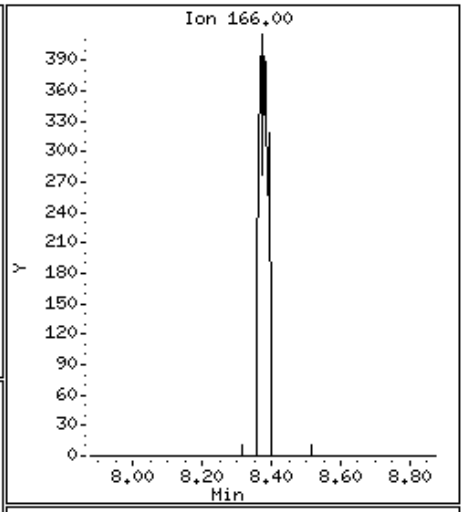

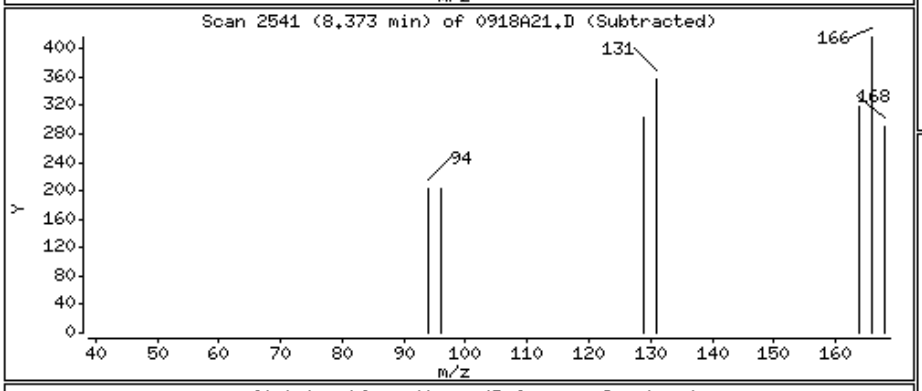

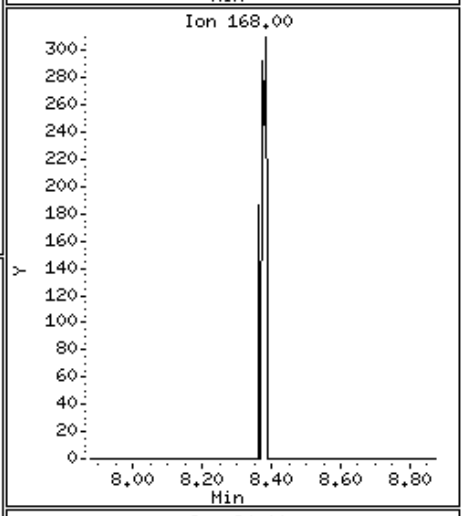

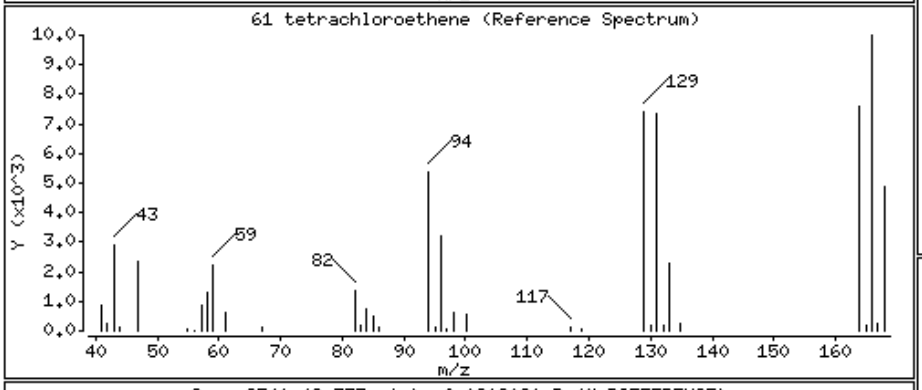

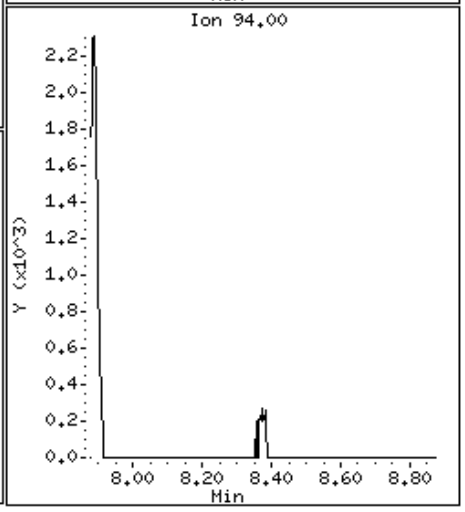

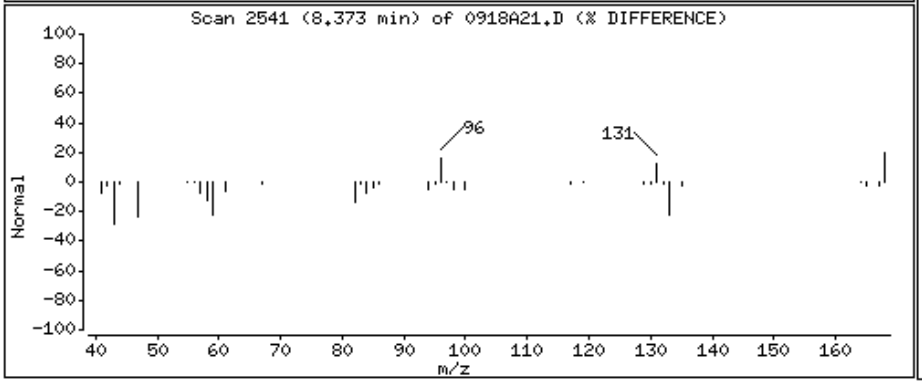

Alpha Analytical Labs

Manual Integration

Sample Info : l1421110-22,31,10,,a
wg723273,ical10053

Instrument ID : Voa108.i
Method : liq8260C.m
File : 0918A21.D
Injection Date : 18-SEP-2014 20:53
Quantitation : ISTD Integrator : HP RTE
Dilution Factor : 1.00 Sample Type: SAMPLE

This File has no version history.

//Orgserv2/ff/chem/GCMSVOA/Voa108.i/140918.b/original/0918A21.D

Alpha Analytical Labs

gc/ms voa - VOA101

Data file : \\Orgserv2\ff\chem\GCMSVOA\Voa108.i\140918.b\0918A22.D
Lab Smp Id:
Inj Date : 18-SEP-2014 21:21
Operator : PD Inst ID: Voa108.i
Smp Info : l1421110-23,31,10,,a
Misc Info : wg723273,ical10053
Comment :
Method : \\Orgserv2\ff\chem\GCMSVOA\Voa108.i\140918.b\liq8260C.m
Meth Date : 18-Sep-2014 15:10 pduczmalew Quant Type: ISTD
Cal Date : 03-SEP-2014 03:47 Cal File: 0902N13.D
Als bottle: 22
Dil Factor: 1.00000
Integrator: HP RTE Compound Sublist: NJTCL.sub
Target Version: 4.12
Processing Host: VIRTUALXP-76524

Concentration Formula: Amt * DF * 0.1 * CpndVariable
Cpnd Variable Local Compound Variable

	Compounds	QUANT SIG MASS	RT	EXP RT	REL RT	RESPONSE	CONCENTRATIONS ON-COLUMN (ngs)	FINAL (ngs)	REVIEW CODE
1	dichlorodifluoromethane	85	Compound Not Detected.						
2	chloromethane	50	Compound Not Detected.						
3	vinyl chloride	62	Compound Not Detected.						
4	bromomethane	94	Compound Not Detected.						
5	chloroethane	64	Compound Not Detected.						
6	trichlorofluoromethane	101	Compound Not Detected.						
9	1,1,-dichloroethene	96	Compound Not Detected.						
11	freon-113	101	Compound Not Detected.						
10	carbon disulfide	76	Compound Not Detected.						
15	methylene chloride	84	Compound Not Detected.						
16	acetone	43	3.707	3.712	(0.599)	4493	50.8449	5.084(QM)	M1
17	trans-1,2-dichloroethene	96	Compound Not Detected.						
18	Methyl Acetate	43	Compound Not Detected.						
19	methyl tert butyl ether	73	Compound Not Detected.						
22	1,1-dichloroethane	63	Compound Not Detected.						
27	cis-1,2-dichloroethene	96	Compound Not Detected.						
29	bromochloromethane	128	Compound Not Detected.						
30	Cyclohexane	56	Compound Not Detected.						
31	chloroform	83	Compound Not Detected.						
33	carbontetrachloride	117	Compound Not Detected.						
$ 36	dibromofluoromethane	113	5.369	5.369	(0.868)	43651	121.829	12.182	
37	1,1,1-trichloroethane	97	Compound Not Detected.						
38	2-butanone	43	Compound Not Detected.						
40	benzene	78	Compound Not Detected.						
$ 42	1,2-dichloroethane-d4	65	5.904	5.907	(0.954)	49401	106.859	10.685	
43	1,2-dichloroethane	62	Compound Not Detected.						
* 46	flourobenzene	96	6.189	6.183	(1.000)	140013	100.000		
48	trichloroethene	95	6.353	6.353	(1.027)	3739	9.99868	0.999(aQM)	M2
47	methyl cyclohexane	83	Compound Not Detected.						

	Compounds	QUANT SIG MASS	RT	EXP RT	REL RT	RESPONSE	CONCENTRATIONS ON-COLUMN (ngs)	CONCENTRATIONS FINAL (ngs)	REVIEW CODE
	52 1,2-dichloropropane	63	Compound Not Detected.						
	53 bromodichloromethane	83	Compound Not Detected.						
	54 1,4-Dioxane	88	Compound Not Detected.						
	57 cis-1,3-dichloropropene	75	Compound Not Detected.						
$	58 toluene-d8	98	7.884	7.881	(0.810)	141506	90.7245	9.072	
	59 toluene	92	Compound Not Detected.						
	60 4-methyl-2-pentanone	58	Compound Not Detected.						
	61 tetrachloroethene	166	Compound Not Detected.						
	62 trans-1,3-dichloropropene	75	Compound Not Detected.						
	66 1,1,2-trichloroethane	83	Compound Not Detected.						
	67 chlorodibromomethane	129	Compound Not Detected.						
	70 1,2-dibromoethane	107	Compound Not Detected.						
	71 2-hexanone	43	Compound Not Detected.						
*	72 chlorobenzene-d5	117	9.730	9.727	(1.000)	115263	100.000		
	73 chlorobenzene	112	Compound Not Detected.						
	74 ethyl benzene	91	Compound Not Detected.						
	76 p/m xylene	106	Compound Not Detected.						
	77 o xylene	106	Compound Not Detected.						
	78 styrene	104	Compound Not Detected.						
	79 bromoform	173	Compound Not Detected.						
	80 isopropylbenzene	105	Compound Not Detected.						
$	81 4-bromofluorobenzene	95	11.200	11.197	(0.904)	52682	100.073	10.007	
	85 1,1,2,2,-tetrachloroethane	83	Compound Not Detected.						
	97 1,3-dichlorobenzene	146	Compound Not Detected.						
*	98 1,4-dichlorobenzene-d4	152	12.388	12.385	(1.000)	52129	100.000		
	99 1,4-dichlorobenzene	146	Compound Not Detected.						
	102 1,2-dichlorobenzene	146	Compound Not Detected.						
	104 1,2-dibromo-3-chloropropane	75	Compound Not Detected.						
	107 1,2,4-trichlorobenzene	180	Compound Not Detected.						
	109 1,2,3-trichlorobenzene	180	Compound Not Detected.						

QC Flag Legend

a - Target compound detected but, quantitated amount
Below Limit Of Quantitation(BLOQ).
Q - Qualifier signal failed the ratio test.
M - Compound response manually integrated.

Alpha Analytical Labs

gc/ms voa - VOA101

Data file : \\Orgserv2\ff\chem\GCMSVOA\Voa108.i\140918.b\0918A22.D
Lab Smp Id:
Inj Date : 18-SEP-2014 21:21
Operator : PD Inst ID: Voa108.i
Smp Info : l1421110-23,31,10,,a
Misc Info : wg723273,ical10053
Comment :
Method : \\Orgserv2\ff\chem\GCMSVOA\Voa108.i\140918.b\liq8260C.m
Meth Date : 18-Sep-2014 15:10 pduczmalew Quant Type: ISTD
Cal Date : 03-SEP-2014 03:47 Cal File: 0902N13.D
Als bottle: 22
Dil Factor: 1.00000
Integrator: HP RTE Compound Sublist: NJTCL.sub
Target Version: 4.12
Processing Host: VIRTUALXP-76524

- NO TENTATIVELY IDENTIFIED COMPOUNDS -

Alpha Analytical Labs

INTERNAL STANDARD COMPOUNDS
AREA AND RT SUMMARY

Instrument ID: Voa108.i
Lab File ID: 0918A22.D
Lab Smp Id:
Analysis Type: VOA
Quant Type: ISTD
Operator: PD
Method File: \\Orgserv2\ff\chem\GCMSVOA\Voa108.i\140918.b\liq8260C.m
Misc Info: wg723273,ical10053

Calibration Date: 18-SEP-2014
Calibration Time: 11:24

Level: LOW
Sample Type: WATER

Test Mode:
Use Last Continuing Calibrator.
If Continuing Cal. use Initial Cal. Level 3

COMPOUND	STANDARD	AREA LIMIT LOWER	AREA LIMIT UPPER	SAMPLE	%DIFF
46 flourobenzene	217316	108658	434632	140013	-35.57
72 chlorobenzene-d5	178985	89493	357970	115263	-35.60
98 1,4-dichlorobenze	97237	48619	194474	52129	-46.39

COMPOUND	STANDARD	RT LIMIT LOWER	RT LIMIT UPPER	SAMPLE	%DIFF
46 flourobenzene	6.18	5.68	6.68	6.19	0.09
72 chlorobenzene-d5	9.73	9.23	10.23	9.73	0.03
98 1,4-dichlorobenze	12.39	11.89	12.89	12.39	0.02

AREA UPPER LIMIT = +100% of internal standard area.
AREA LOWER LIMIT = - 50% of internal standard area.
RT UPPER LIMIT = + 0.50 minutes of internal standard RT.
RT LOWER LIMIT = - 0.50 minutes of internal standard RT.

Alpha Analytical Labs

RECOVERY REPORT

Client Name: Client SDG: SDGa00307
Sample Matrix: LIQUID Fraction: VOA
Lab Smp Id:
Level: LOW Operator: PD
Data Type: MS DATA SampleType: SAMPLE
SpikeList File: curveallim.spk Quant Type: ISTD
Sublist File: NJTCL.sub
Method File: \\Orgserv2\ff\chem\GCMSVOA\Voa108.i\140918.b\liq8260C.m
Misc Info: wg723273,ical10053

SURROGATE COMPOUND	AMOUNT ADDED ngs	AMOUNT RECOVERED ngs	% RECOVERED	LIMITS
$ 36 dibromofluorometha	100.000	121.828	121.83	70-130
$ 42 1,2-dichloroethane	100.000	106.859	106.86	70-130
$ 58 toluene-d8	100.000	90.724	90.72	70-130
$ 81 4-bromofluorobenze	100.000	100.072	100.07	70-130

Data File: \\Orgserv2\ff\chem\GCMSVOA\Voa108.i\140918.b\0918A22.D
Date : 18-SEP-2014 21:21
Client ID:
Sample Info: 11421110-23,31,10,,a
Purge Volume: 10.0
Column phase:

Instrument: Voa108.i
Operator: PD
Column diameter: 0.18

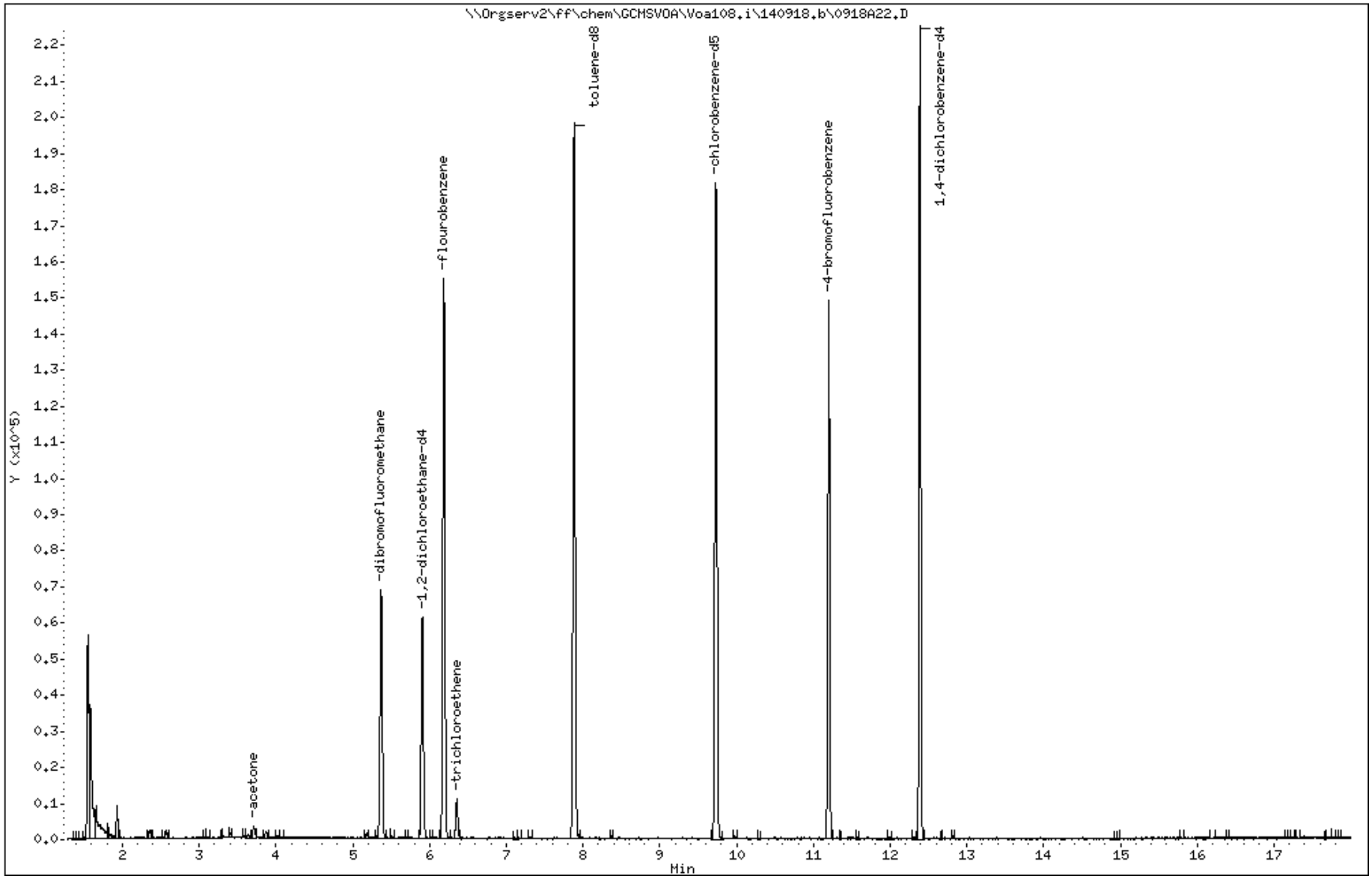

Data File: \\Orgserv2\ff\chem\GCMSVOA\Voa108.i\140918.b\0918A22.D

Date : 18-SEP-2014 21:21

Client ID:

Instrument: Voa108.i

Sample Info: l1421110-23,31,10,,a

Purge Volume: 10.0

Operator: PD

Column phase:

Column diameter: 0.18

16 acetone

Concentration: 5.084 ngs

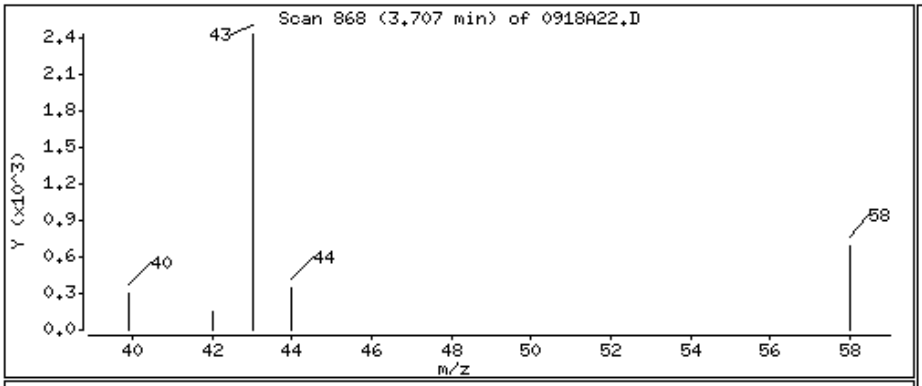

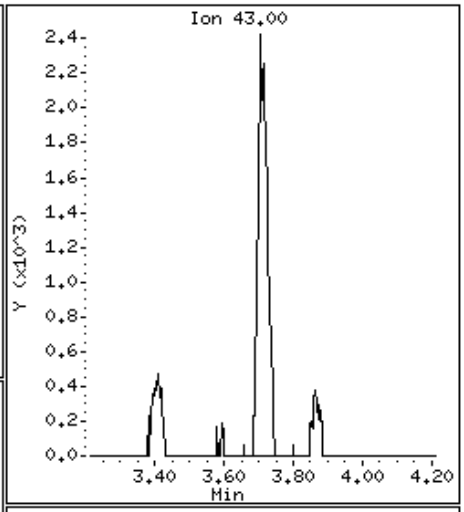

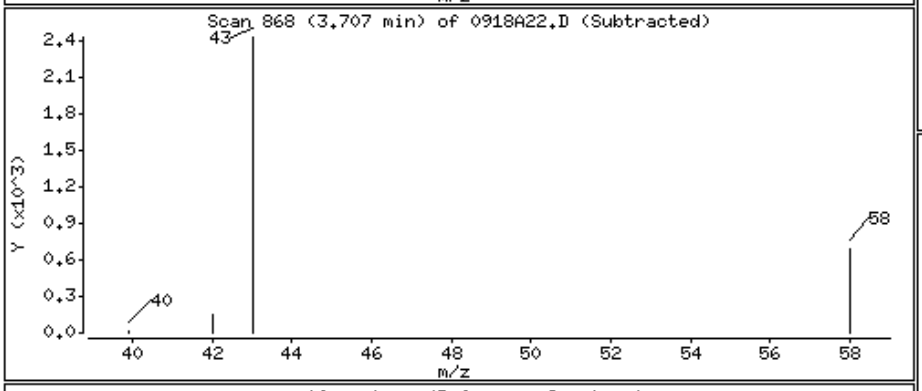

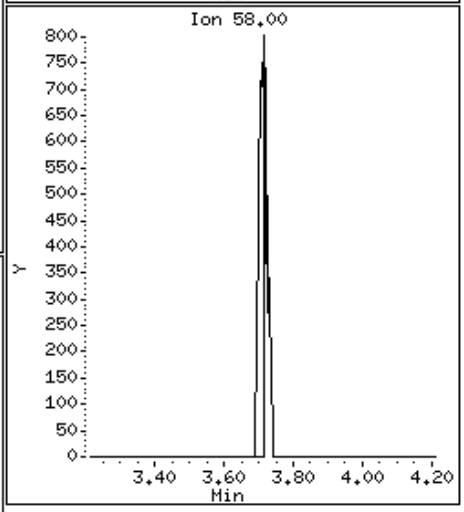

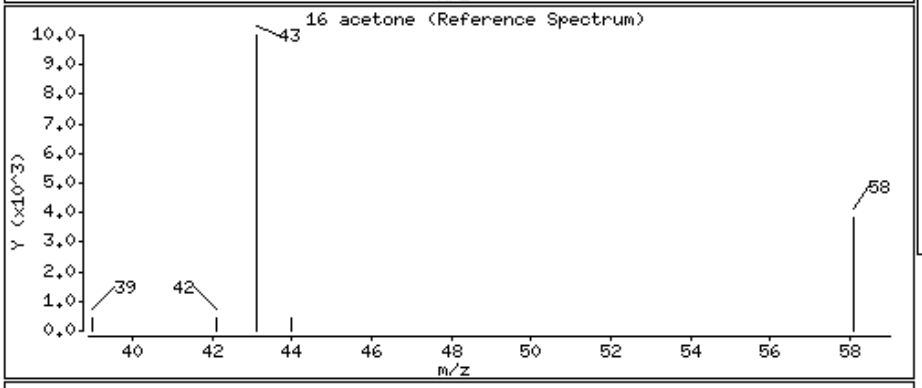

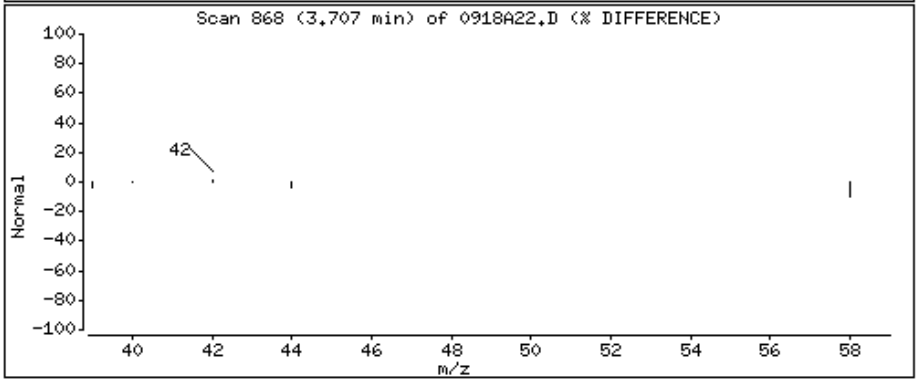

Data File: \\Orgserv2\ff\chem\GCMSVOA\Voa108.i\140918.b\0918A22.D

Date : 18-SEP-2014 21:21

Client ID:

Instrument: Voa108.i

Sample Info: l1421110-23,31,10,,a

Purge Volume: 10.0

Operator: PD

Column phase:

Column diameter: 0.18

48 trichloroethene

Concentration: 0.999 ngs

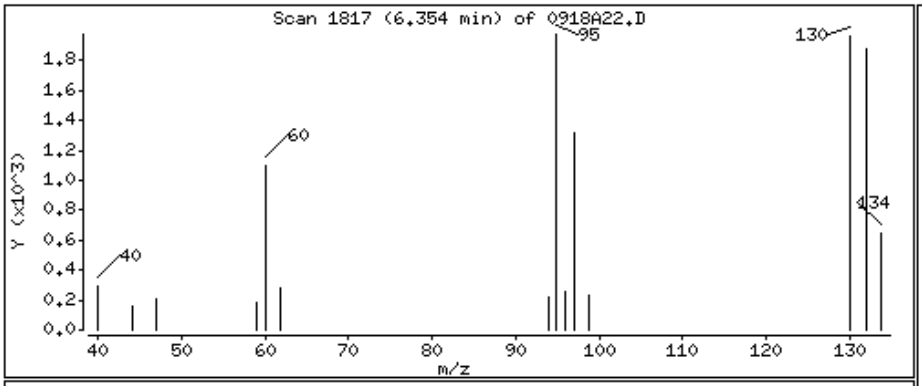

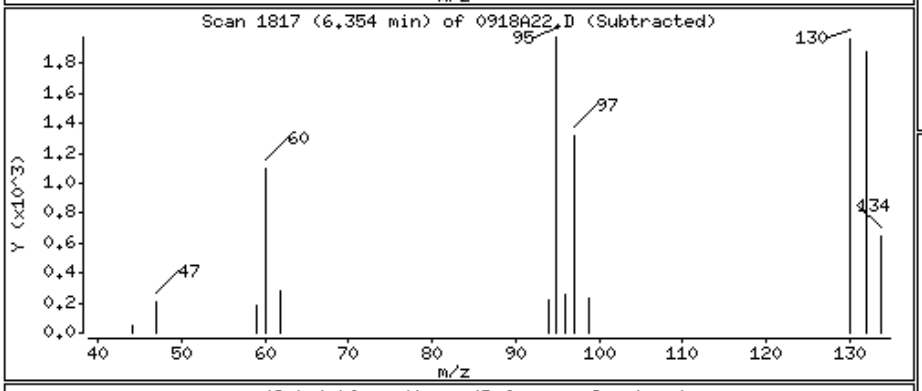

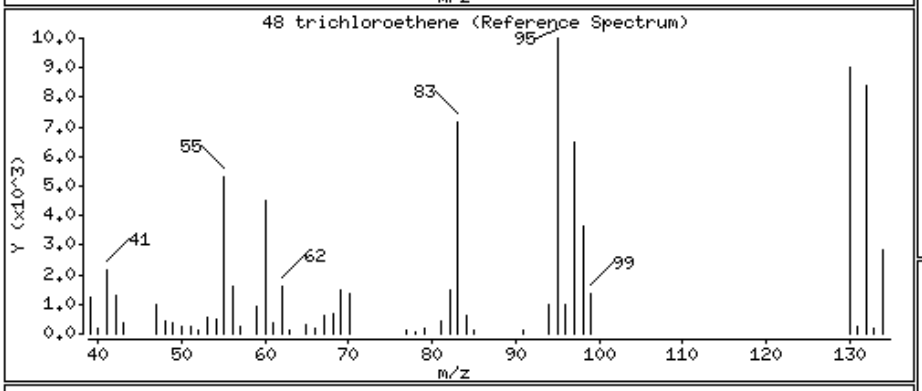

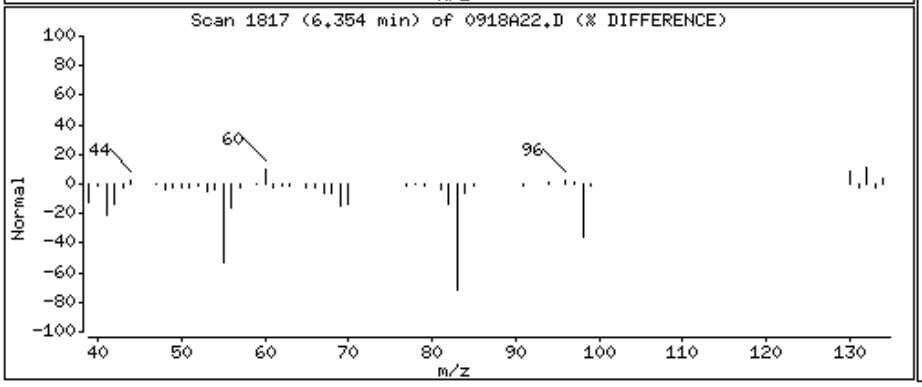

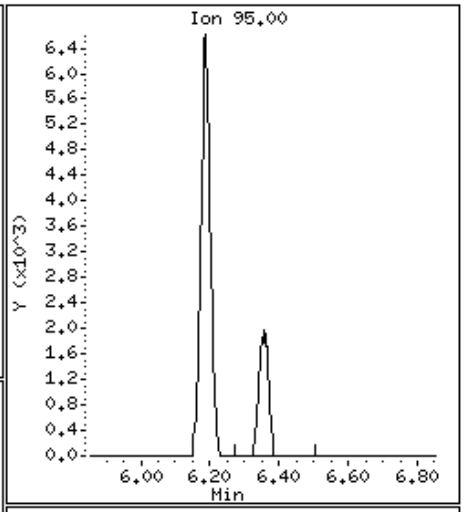

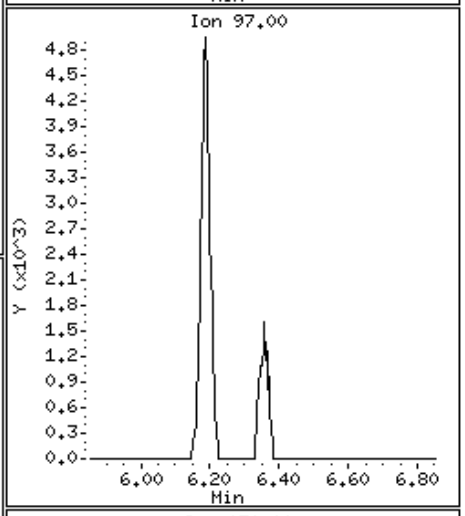

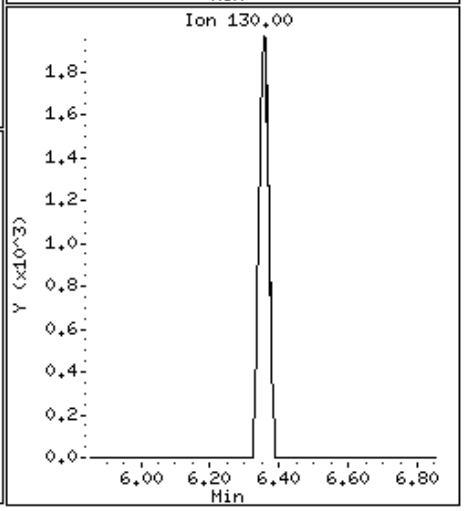

Alpha Analytical Labs

Manual Integration

Sample Info : l1421110-23,31,10,,a
wg723273,ical10053

Instrument ID : Voa108.i
Method : liq8260C.m
File : 0918A22.D
Injection Date : 18-SEP-2014 21:21
Quantitation : ISTD Integrator : HP RTE
Dilution Factor : 1.00 Sample Type: SAMPLE

This File has no version history.

//Orgserv2/ff/chem/GCMSVOA/Voa108.i/140918.b/original/0918A22.D

Alpha Analytical Labs

gc/ms voa - VOA101

Data file : \\Orgserv2\ff\chem\GCMSVOA\Voa108.i\140918.b\0918A23.D
Lab Smp Id:
Inj Date : 18-SEP-2014 21:50
Operator : PD Inst ID: Voa108.i
Smp Info : l1421110-24,31,10,,a
Misc Info : wg723273,ical10053
Comment :
Method : \\Orgserv2\ff\chem\GCMSVOA\Voa108.i\140918.b\liq8260C.m
Meth Date : 18-Sep-2014 15:10 pduczmalew Quant Type: ISTD
Cal Date : 03-SEP-2014 03:47 Cal File: 0902N13.D
Als bottle: 23
Dil Factor: 1.00000
Integrator: HP RTE Compound Sublist: NJTCL.sub
Target Version: 4.12
Processing Host: VIRTUALXP-76524

Concentration Formula: Amt * DF * 0.1 * CpndVariable
Cpnd Variable Local Compound Variable

	Compounds	QUANT SIG MASS	RT	EXP RT	REL RT	RESPONSE	CONCENTRATIONS ON-COLUMN (ngs)	FINAL (ngs)	REVIEW CODE
1	dichlorodifluoromethane	85	Compound Not Detected.						
2	chloromethane	50	Compound Not Detected.						
3	vinyl chloride	62	Compound Not Detected.						
4	bromomethane	94	Compound Not Detected.						
5	chloroethane	64	Compound Not Detected.						
6	trichlorofluoromethane	101	Compound Not Detected.						
9	1,1,-dichloroethene	96	Compound Not Detected.						
11	freon-113	101	Compound Not Detected.						
10	carbon disulfide	76	Compound Not Detected.						
15	methylene chloride	84	Compound Not Detected.						
16	acetone	43	3.710	3.712	(0.600)	5939	74.1003	7.410	
17	trans-1,2-dichloroethene	96	Compound Not Detected.						
18	Methyl Acetate	43	Compound Not Detected.						
19	methyl tert butyl ether	73	Compound Not Detected.						
22	1,1-dichloroethane	63	Compound Not Detected.						
27	cis-1,2-dichloroethene	96	Compound Not Detected.						
29	bromochloromethane	128	Compound Not Detected.						
30	Cyclohexane	56	Compound Not Detected.						
31	chloroform	83	Compound Not Detected.						
33	carbontetrachloride	117	Compound Not Detected.						
$ 36	dibromofluoromethane	113	5.369	5.369	(0.868)	44212	123.744	12.374	
37	1,1,1-trichloroethane	97	Compound Not Detected.						
38	2-butanone	43	Compound Not Detected.						
40	benzene	78	Compound Not Detected.						
$ 42	1,2-dichloroethane-d4	65	5.907	5.907	(0.955)	49425	107.214	10.721	
43	1,2-dichloroethane	62	Compound Not Detected.						
* 46	flourobenzene	96	6.186	6.183	(1.000)	139617	100.000		
48	trichloroethene	95	6.350	6.353	(1.027)	1451	3.89121	0.389(aQM)	M2
47	methyl cyclohexane	83	Compound Not Detected.						

	Compounds	QUANT SIG MASS	RT	EXP RT	REL RT	RESPONSE	CONCENTRATIONS ON-COLUMN (ngs)	CONCENTRATIONS FINAL (ngs)	REVIEW CODE
	52 1,2-dichloropropane	63	Compound Not Detected.						
	53 bromodichloromethane	83	Compound Not Detected.						
	54 1,4-Dioxane	88	Compound Not Detected.						
	57 cis-1,3-dichloropropene	75	Compound Not Detected.						
$	58 toluene-d8	98	7.884	7.881	(0.810)	141595	92.0473	9.204	
	59 toluene	92	Compound Not Detected.						
	60 4-methyl-2-pentanone	58	Compound Not Detected.						
	61 tetrachloroethene	166	Compound Not Detected.						
	62 trans-1,3-dichloropropene	75	Compound Not Detected.						
	66 1,1,2-trichloroethane	83	Compound Not Detected.						
	67 chlorodibromomethane	129	Compound Not Detected.						
	70 1,2-dibromoethane	107	Compound Not Detected.						
	71 2-hexanone	43	Compound Not Detected.						
*	72 chlorobenzene-d5	117	9.733	9.727	(1.000)	113678	100.000		
	73 chlorobenzene	112	Compound Not Detected.						
	74 ethyl benzene	91	Compound Not Detected.						
	76 p/m xylene	106	Compound Not Detected.						
	77 o xylene	106	Compound Not Detected.						
	78 styrene	104	Compound Not Detected.						
	79 bromoform	173	Compound Not Detected.						
	80 isopropylbenzene	105	Compound Not Detected.						
$	81 4-bromofluorobenzene	95	11.197	11.197	(0.904)	52967	99.6353	9.963	
	85 1,1,2,2,-tetrachloroethane	83	Compound Not Detected.						
	97 1,3-dichlorobenzene	146	Compound Not Detected.						
*	98 1,4-dichlorobenzene-d4	152	12.388	12.385	(1.000)	52641	100.000		
	99 1,4-dichlorobenzene	146	Compound Not Detected.						
	102 1,2-dichlorobenzene	146	Compound Not Detected.						
	104 1,2-dibromo-3-chloropropane	75	Compound Not Detected.						
	107 1,2,4-trichlorobenzene	180	Compound Not Detected.						
	109 1,2,3-trichlorobenzene	180	Compound Not Detected.						

QC Flag Legend

a - Target compound detected but, quantitated amount
    Below Limit Of Quantitation(BLOQ).
Q - Qualifier signal failed the ratio test.
M - Compound response manually integrated.

Alpha Analytical Labs

gc/ms voa - VOA101

Data file : \\Orgserv2\ff\chem\GCMSVOA\Voa108.i\140918.b\0918A23.D
Lab Smp Id:
Inj Date : 18-SEP-2014 21:50
Operator : PD Inst ID: Voa108.i
Smp Info : l1421110-24,31,10,,a
Misc Info : wg723273,ical10053
Comment :
Method : \\Orgserv2\ff\chem\GCMSVOA\Voa108.i\140918.b\liq8260C.m
Meth Date : 18-Sep-2014 15:10 pduczmalew Quant Type: ISTD
Cal Date : 03-SEP-2014 03:47 Cal File: 0902N13.D
Als bottle: 23
Dil Factor: 1.00000
Integrator: HP RTE Compound Sublist: NJTCL.sub
Target Version: 4.12
Processing Host: VIRTUALXP-76524

- NO TENTATIVELY IDENTIFIED COMPOUNDS -

Alpha Analytical Labs

INTERNAL STANDARD COMPOUNDS
AREA AND RT SUMMARY

Instrument ID: Voa108.i
Lab File ID: 0918A23.D
Lab Smp Id:
Analysis Type: VOA
Quant Type: ISTD
Operator: PD
Method File: \\Orgserv2\ff\chem\GCMSVOA\Voa108.i\140918.b\liq8260C.m
Misc Info: wg723273,ical10053

Calibration Date: 18-SEP-2014
Calibration Time: 11:24

Level: LOW
Sample Type: WATER

Test Mode:
Use Last Continuing Calibrator.
If Continuing Cal. use Initial Cal. Level 3

COMPOUND	STANDARD	AREA LIMIT LOWER	AREA LIMIT UPPER	SAMPLE	%DIFF
46 flourobenzene	217316	108658	434632	139617	-35.75
72 chlorobenzene-d5	178985	89493	357970	113678	-36.49
98 1,4-dichlorobenze	97237	48619	194474	52641	-45.86

COMPOUND	STANDARD	RT LIMIT LOWER	RT LIMIT UPPER	SAMPLE	%DIFF
46 flourobenzene	6.18	5.68	6.68	6.19	0.04
72 chlorobenzene-d5	9.73	9.23	10.23	9.73	0.06
98 1,4-dichlorobenze	12.39	11.89	12.89	12.39	0.02

AREA UPPER LIMIT = +100% of internal standard area.
AREA LOWER LIMIT = - 50% of internal standard area.
RT UPPER LIMIT = + 0.50 minutes of internal standard RT.
RT LOWER LIMIT = - 0.50 minutes of internal standard RT.

Alpha Analytical Labs

RECOVERY REPORT

Client Name: Client SDG: SDGa00307
Sample Matrix: LIQUID Fraction: VOA
Lab Smp Id:
Level: LOW Operator: PD
Data Type: MS DATA SampleType: SAMPLE
SpikeList File: curveallim.spk Quant Type: ISTD
Sublist File: NJTCL.sub
Method File: \\Orgserv2\ff\chem\GCMSVOA\Voa108.i\140918.b\liq8260C.m
Misc Info: wg723273,ical10053

SURROGATE COMPOUND	AMOUNT ADDED ngs	AMOUNT RECOVERED ngs	% RECOVERED	LIMITS
$ 36 dibromofluorometha	100.000	123.744	123.74	70-130
$ 42 1,2-dichloroethane	100.000	107.214	107.21	70-130
$ 58 toluene-d8	100.000	92.047	92.05	70-130
$ 81 4-bromofluorobenze	100.000	99.635	99.64	70-130

Data File: \\Orgserv2\ff\chem\GCMSVOA\Voa108.i\140918.b\0918A23.D
Date : 18-SEP-2014 21:50
Client ID:
Instrument: Voa108.i
Sample Info: 11421110-24,31,10,,a
Purge Volume: 10.0
Operator: PD
Column phase:
Column diameter: 0.18

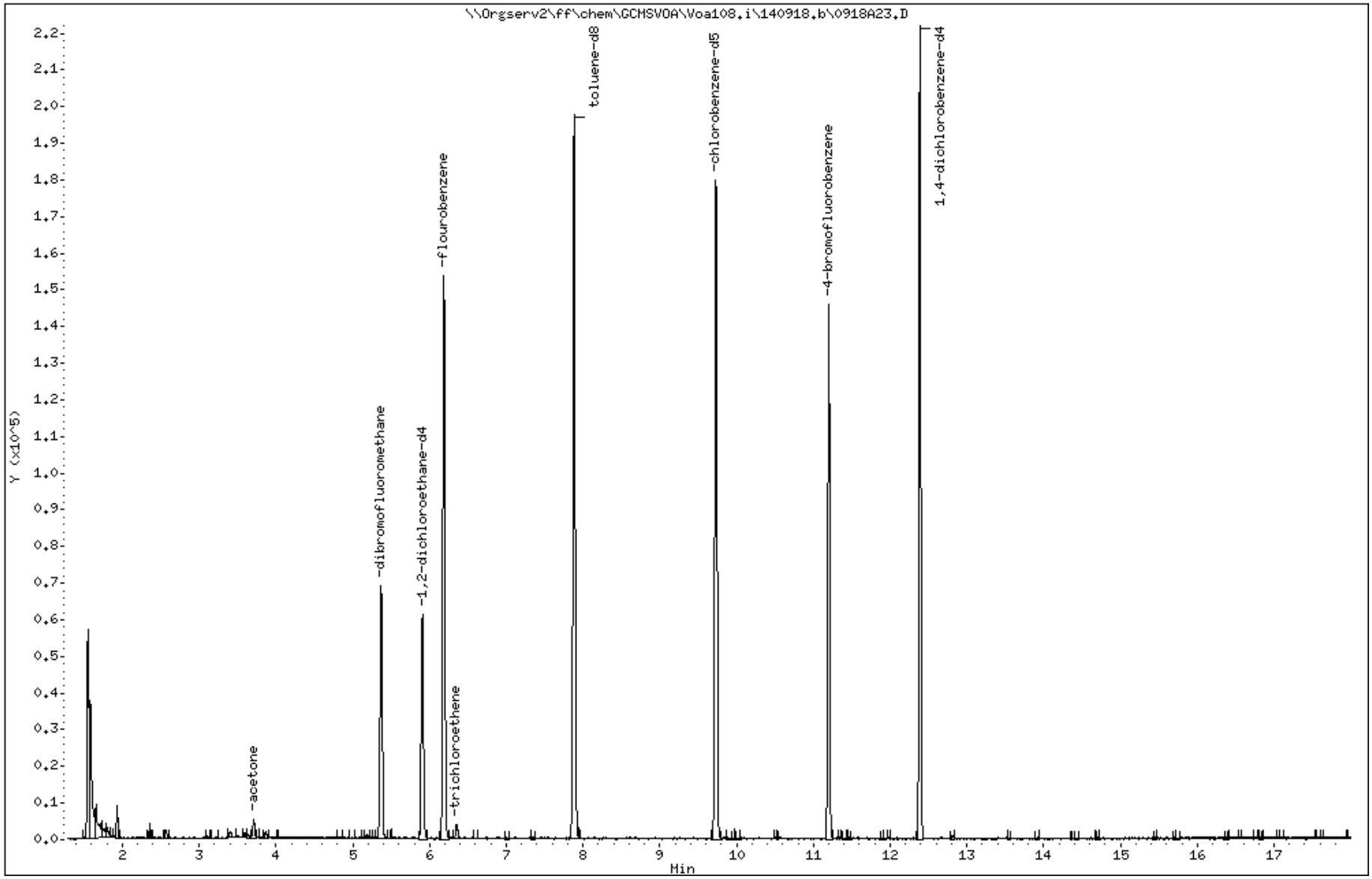

Data File: \\Orgserv2\ff\chem\GCMSVOA\Voa108.i\140918.b\0918A23.D

Date : 18-SEP-2014 21:50

Client ID:

Instrument: Voa108.i

Sample Info: l1421110-24,31,10,,a

Purge Volume: 10.0

Operator: PD

Column phase:

Column diameter: 0.18

16 acetone

Concentration: 7.410 ngs

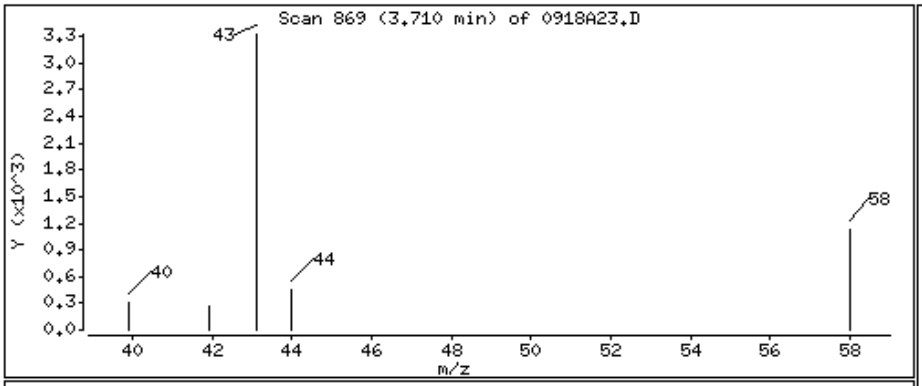

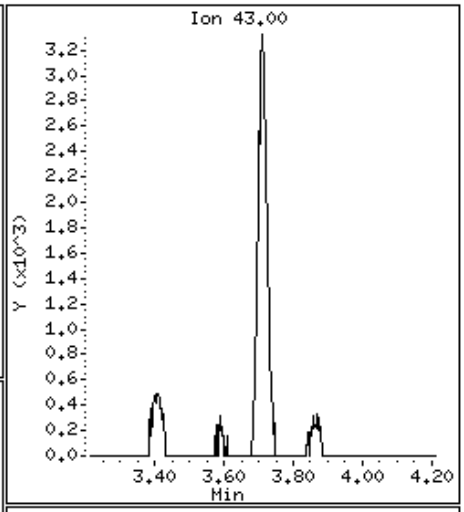

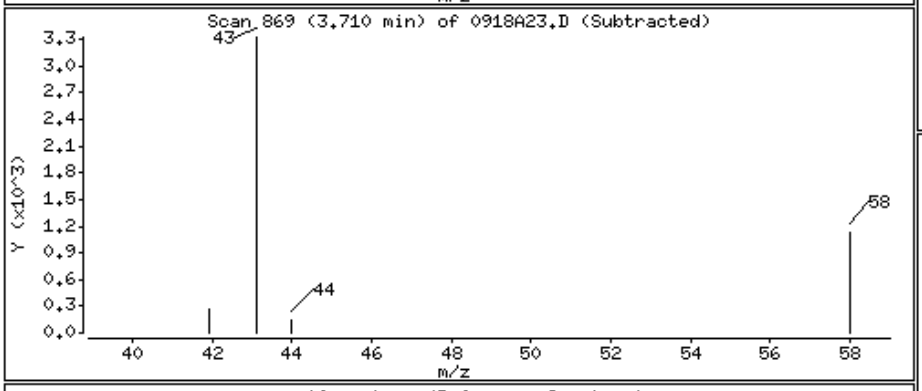

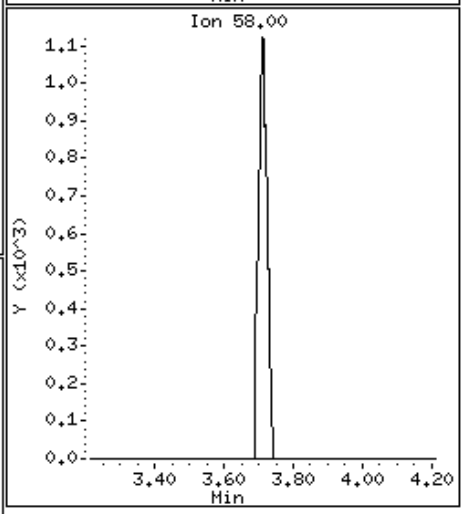

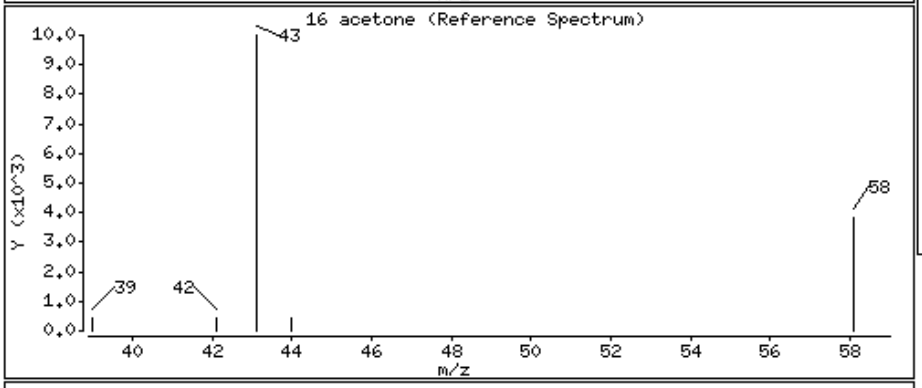

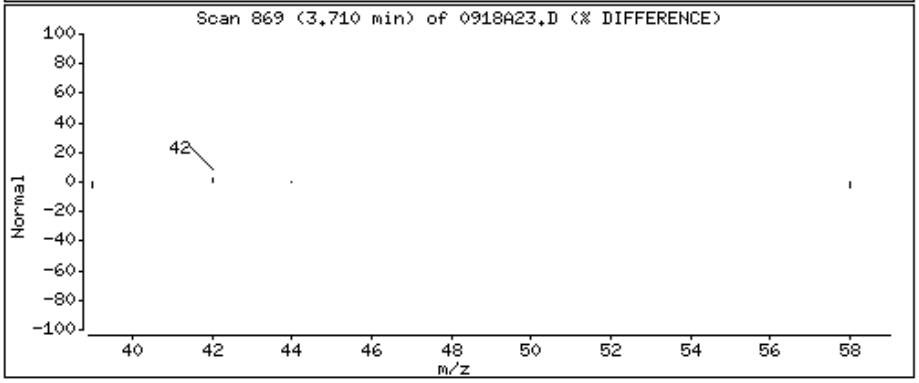

Data File: \\Orgserv2\ff\chem\GCMSVOA\Voa108.i\140918.b\0918A23.D

Date : 18-SEP-2014 21:50

Client ID:

Instrument: Voa108.i

Sample Info: l1421110-24,31,10,,a

Purge Volume: 10.0

Operator: PD

Column phase:

Column diameter: 0.18

48 trichloroethene

Concentration: 0.389 ngs

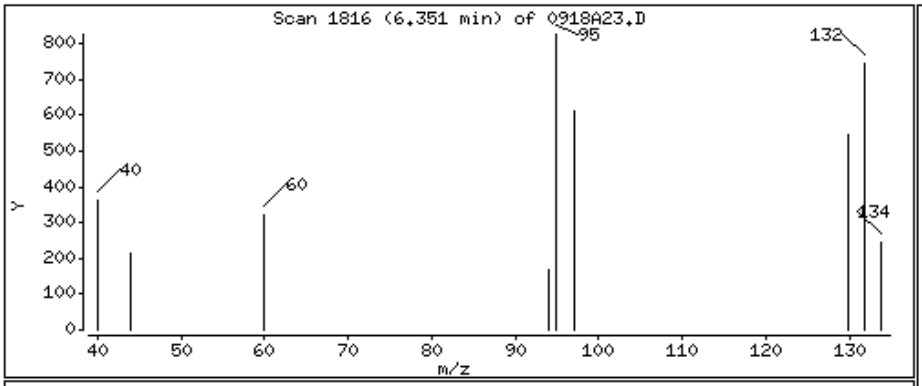

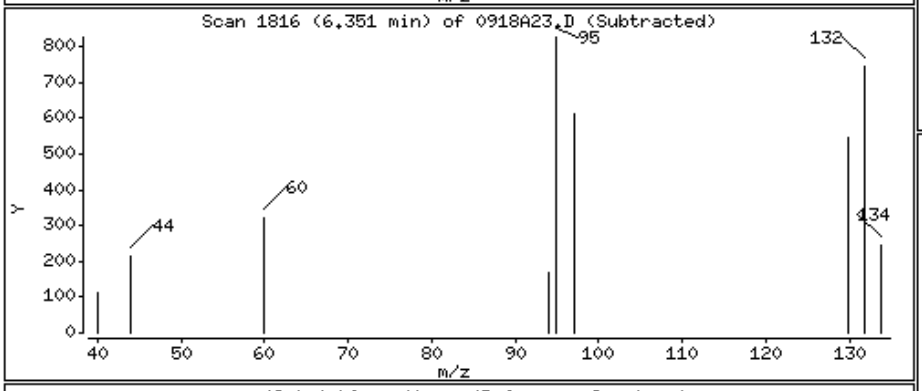

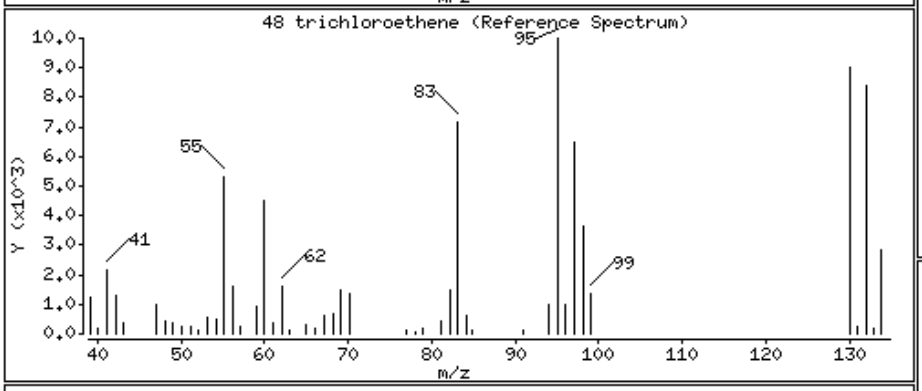

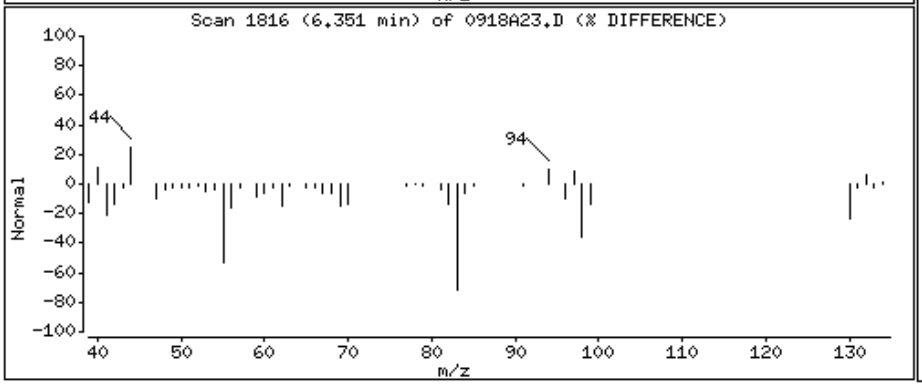

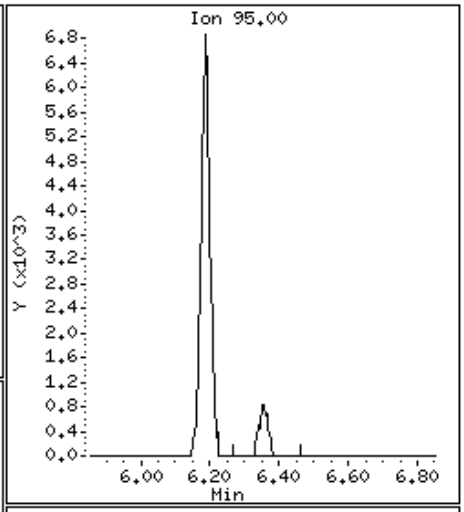

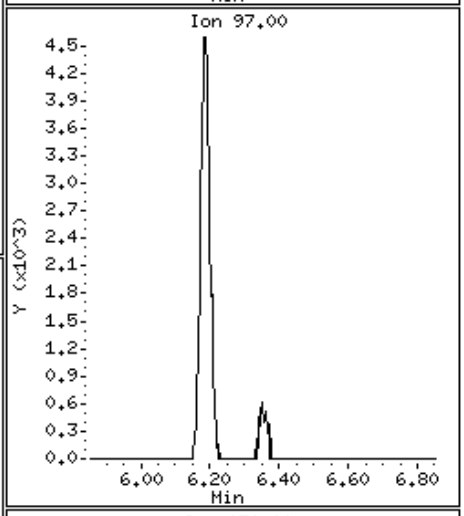

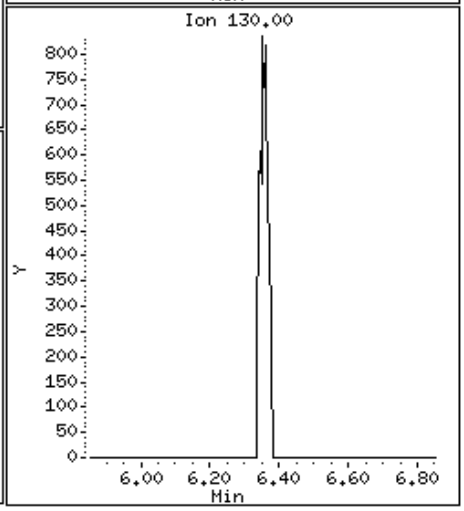

Alpha Analytical Labs

Manual Integration

Sample Info : l1421110-24,31,10,,a
wg723273,ical10053

Instrument ID : Voa108.i
Method : liq8260C.m
File : 0918A23.D
Injection Date : 18-SEP-2014 21:50
Quantitation : ISTD Integrator : HP RTE
Dilution Factor : 1.00 Sample Type: SAMPLE

This File has no version history.

//Orgserv2/ff/chem/GCMSVOA/Voa108.i/140918.b/original/0918A23.D

Alpha Analytical Labs

gc/ms voa - VOA101

Data file : \\Orgserv2\ff\chem\GCMSVOA\Voa108.i\140918.b\0918A24.D
Lab Smp Id:
Inj Date : 18-SEP-2014 22:18
Operator : PD Inst ID: Voa108.i
Smp Info : l1421110-25,31,10,,a
Misc Info : wg723273,ical10053
Comment :
Method : \\Orgserv2\ff\chem\GCMSVOA\Voa108.i\140918.b\liq8260C.m
Meth Date : 18-Sep-2014 15:10 pduczmalew Quant Type: ISTD
Cal Date : 03-SEP-2014 03:47 Cal File: 0902N13.D
Als bottle: 24
Dil Factor: 1.00000
Integrator: HP RTE Compound Sublist: NJTCL.sub
Target Version: 4.12
Processing Host: VIRTUALXP-76524

Concentration Formula: Amt * DF * 0.1 * CpndVariable
Cpnd Variable Local Compound Variable

			QUANT SIG					CONCENTRATIONS ON-COLUMN	FINAL	
		Compounds	MASS	RT	EXP RT	REL RT	RESPONSE	(ngs)	(ngs)	REVIEW CODE
	1	dichlorodifluoromethane	85	Compound Not Detected.						
	2	chloromethane	50	Compound Not Detected.						
	3	vinyl chloride	62	Compound Not Detected.						
	4	bromomethane	94	Compound Not Detected.						
	5	chloroethane	64	Compound Not Detected.						
	6	trichlorofluoromethane	101	Compound Not Detected.						
	9	1,1,-dichloroethene	96	Compound Not Detected.						
	11	freon-113	101	Compound Not Detected.						
	10	carbon disulfide	76	Compound Not Detected.						
	15	methylene chloride	84	Compound Not Detected.						
	16	acetone	43	3.710	3.712	(0.599)	6208	82.2421	8.224	
	17	trans-1,2-dichloroethene	96	Compound Not Detected.						
	18	Methyl Acetate	43	Compound Not Detected.						
	19	methyl tert butyl ether	73	Compound Not Detected.						
	22	1,1-dichloroethane	63	Compound Not Detected.						
	27	cis-1,2-dichloroethene	96	Compound Not Detected.						
	29	bromochloromethane	128	Compound Not Detected.						
	30	Cyclohexane	56	Compound Not Detected.						
	31	chloroform	83	5.190	5.188	(0.839)	10173	16.5104	1.651	
	33	carbontetrachloride	117	Compound Not Detected.						
$	36	dibromofluoromethane	113	5.369	5.369	(0.868)	42492	123.561	12.356	
	37	1,1,1-trichloroethane	97	Compound Not Detected.						
	38	2-butanone	43	Compound Not Detected.						
	40	benzene	78	Compound Not Detected.						
$	42	1,2-dichloroethane-d4	65	5.904	5.907	(0.954)	48246	108.731	10.873	
	43	1,2-dichloroethane	62	Compound Not Detected.						
*	46	flourobenzene	96	6.189	6.183	(1.000)	134385	100.000		
	48	trichloroethene	95	Compound Not Detected.						

	Compounds	QUANT SIG MASS	RT	EXP RT	REL RT	RESPONSE	CONCENTRATIONS ON-COLUMN (ngs)	CONCENTRATIONS FINAL (ngs)	REVIEW CODE
	47 methyl cyclohexane	83	Compound Not Detected.						
	52 1,2-dichloropropane	63	Compound Not Detected.						
	53 bromodichloromethane	83	Compound Not Detected.						
	54 1,4-Dioxane	88	Compound Not Detected.						
	57 cis-1,3-dichloropropene	75	Compound Not Detected.						
$	58 toluene-d8	98	7.881	7.881	(0.810)	136587	91.1022	9.110	
	59 toluene	92	Compound Not Detected.						
	60 4-methyl-2-pentanone	58	Compound Not Detected.						
	61 tetrachloroethene	166	Compound Not Detected.						
	62 trans-1,3-dichloropropene	75	Compound Not Detected.						
	66 1,1,2-trichloroethane	83	Compound Not Detected.						
	67 chlorodibromomethane	129	Compound Not Detected.						
	70 1,2-dibromoethane	107	Compound Not Detected.						
	71 2-hexanone	43	Compound Not Detected.						
*	72 chlorobenzene-d5	117	9.733	9.727	(1.000)	110795	100.000		
	73 chlorobenzene	112	Compound Not Detected.						
	74 ethyl benzene	91	Compound Not Detected.						
	76 p/m xylene	106	Compound Not Detected.						
	77 o xylene	106	Compound Not Detected.						
	78 styrene	104	Compound Not Detected.						
	79 bromoform	173	Compound Not Detected.						
	80 isopropylbenzene	105	Compound Not Detected.						
$	81 4-bromofluorobenzene	95	11.200	11.197	(0.904)	50542	97.2594	9.725	
	85 1,1,2,2,-tetrachloroethane	83	Compound Not Detected.						
	97 1,3-dichlorobenzene	146	Compound Not Detected.						
*	98 1,4-dichlorobenzene-d4	152	12.388	12.385	(1.000)	51458	100.000		
	99 1,4-dichlorobenzene	146	Compound Not Detected.						
	102 1,2-dichlorobenzene	146	Compound Not Detected.						
	104 1,2-dibromo-3-chloropropane	75	Compound Not Detected.						
	107 1,2,4-trichlorobenzene	180	Compound Not Detected.						
	109 1,2,3-trichlorobenzene	180	Compound Not Detected.						

Alpha Analytical Labs

gc/ms voa - VOA101

Data file : \\Orgserv2\ff\chem\GCMSVOA\Voa108.i\140918.b\0918A24.D
Lab Smp Id:
Inj Date : 18-SEP-2014 22:18
Operator : PD Inst ID: Voa108.i
Smp Info : l1421110-25,31,10,,a
Misc Info : wg723273,ical10053
Comment :
Method : \\Orgserv2\ff\chem\GCMSVOA\Voa108.i\140918.b\liq8260C.m
Meth Date : 18-Sep-2014 15:10 pduczmalew Quant Type: ISTD
Cal Date : 03-SEP-2014 03:47 Cal File: 0902N13.D
Als bottle: 24
Dil Factor: 1.00000
Integrator: HP RTE Compound Sublist: NJTCL.sub
Target Version: 4.12
Processing Host: VIRTUALXP-76524

- NO TENTATIVELY IDENTIFIED COMPOUNDS -

Alpha Analytical Labs

INTERNAL STANDARD COMPOUNDS
AREA AND RT SUMMARY

Instrument ID: Voa108.i
Lab File ID: 0918A24.D
Lab Smp Id:
Analysis Type: VOA
Quant Type: ISTD
Operator: PD
Method File: \\Orgserv2\ff\chem\GCMSVOA\Voa108.i\140918.b\liq8260C.m
Misc Info: wg723273,ical10053

Calibration Date: 18-SEP-2014
Calibration Time: 11:24
Level: LOW
Sample Type: WATER

Test Mode:
Use Last Continuing Calibrator.
If Continuing Cal. use Initial Cal. Level 3

		AREA LIMIT			
COMPOUND	STANDARD	LOWER	UPPER	SAMPLE	%DIFF
46 flourobenzene	217316	108658	434632	134385	-38.16
72 chlorobenzene-d5	178985	89493	357970	110795	-38.10
98 1,4-dichlorobenze	97237	48619	194474	51458	-47.08

		RT LIMIT			
COMPOUND	STANDARD	LOWER	UPPER	SAMPLE	%DIFF
46 flourobenzene	6.18	5.68	6.68	6.19	0.09
72 chlorobenzene-d5	9.73	9.23	10.23	9.73	0.06
98 1,4-dichlorobenze	12.39	11.89	12.89	12.39	0.02

AREA UPPER LIMIT = +100% of internal standard area.
AREA LOWER LIMIT = - 50% of internal standard area.
RT UPPER LIMIT = + 0.50 minutes of internal standard RT.
RT LOWER LIMIT = - 0.50 minutes of internal standard RT.

Alpha Analytical Labs

RECOVERY REPORT

Client Name: Client SDG: SDGa00307
Sample Matrix: LIQUID Fraction: VOA
Lab Smp Id:
Level: LOW Operator: PD
Data Type: MS DATA SampleType: SAMPLE
SpikeList File: curveallim.spk Quant Type: ISTD
Sublist File: NJTCL.sub
Method File: \\Orgserv2\ff\chem\GCMSVOA\Voa108.i\140918.b\liq8260C.m
Misc Info: wg723273,ical10053

SURROGATE COMPOUND	AMOUNT ADDED ngs	AMOUNT RECOVERED ngs	% RECOVERED	LIMITS
$ 36 dibromofluorometha	100.000	123.560	123.56	70-130
$ 42 1,2-dichloroethane	100.000	108.731	108.73	70-130
$ 58 toluene-d8	100.000	91.102	91.10	70-130
$ 81 4-bromofluorobenze	100.000	97.259	97.26	70-130

Data File: \\Orgserv2\ff\chem\GCMSVOA\Voa108.i\140918.b\0918A24.D
Date : 18-SEP-2014 22:18
Client ID:
Sample Info: 11421110-25,31,10,,a
Purge Volume: 10.0
Column phase:

Instrument: Voa108.i
Operator: PD
Column diameter: 0.18

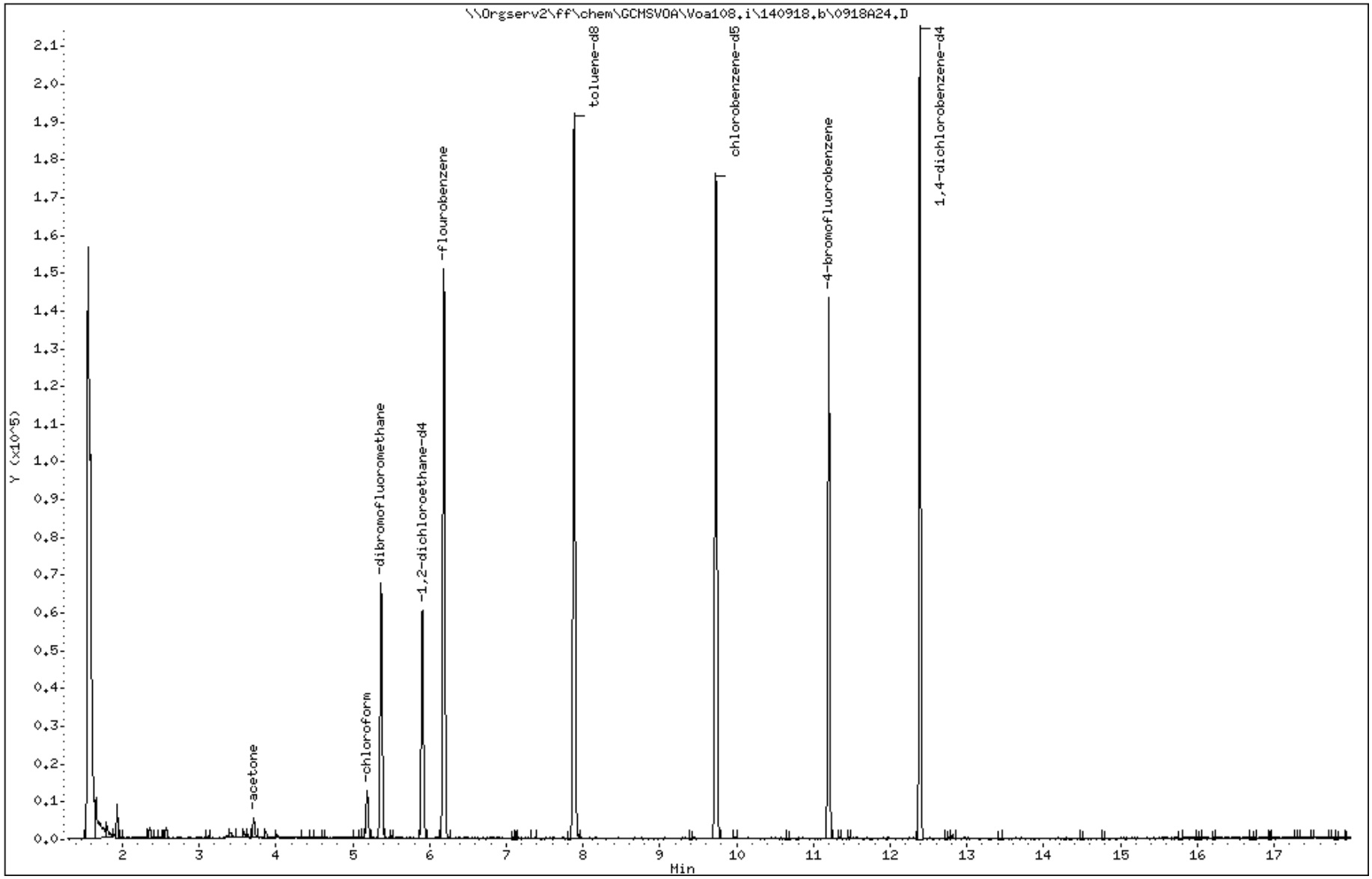

Data File: \\Orgserv2\ff\chem\GCMSVOA\Voa108.i\140918.b\0918A24.D

Date : 18-SEP-2014 22:18

Client ID:

Instrument: Voa108.i

Sample Info: l1421110-25,31,10,,a

Purge Volume: 10.0

Operator: PD

Column phase:

Column diameter: 0.18

16 acetone

Concentration: 8.224 ngs

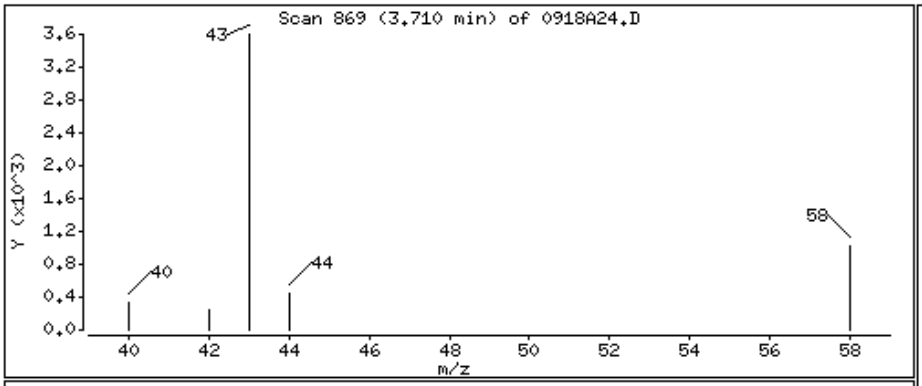

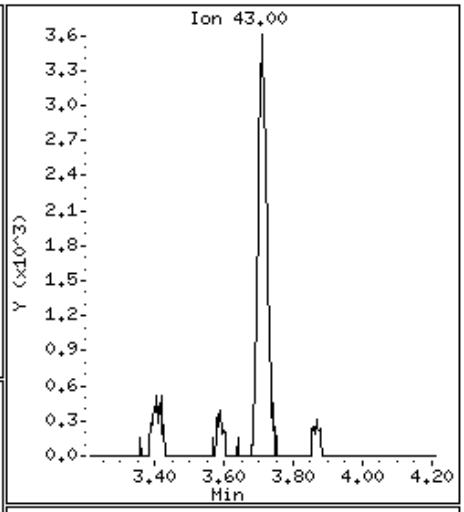

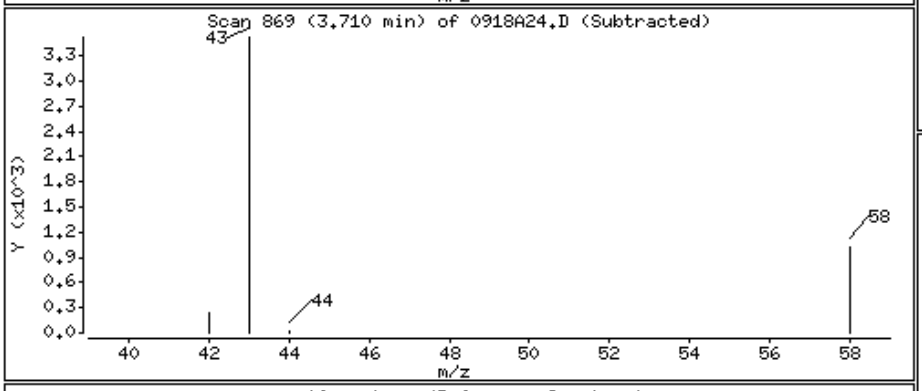

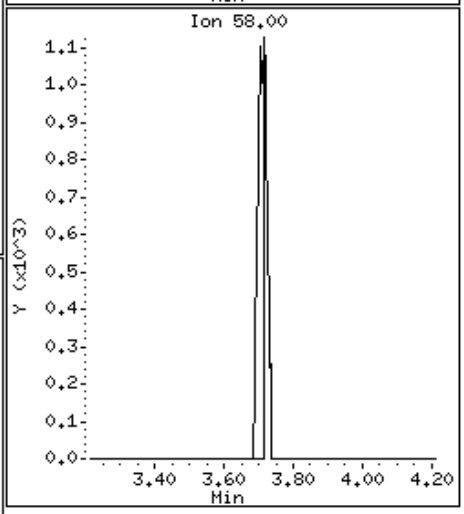

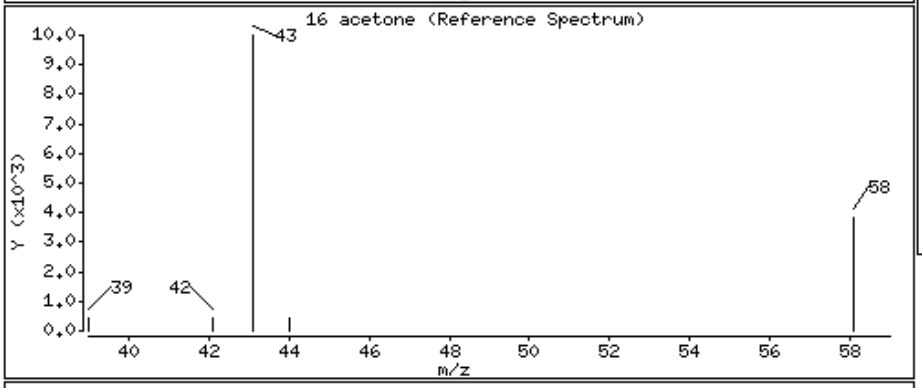

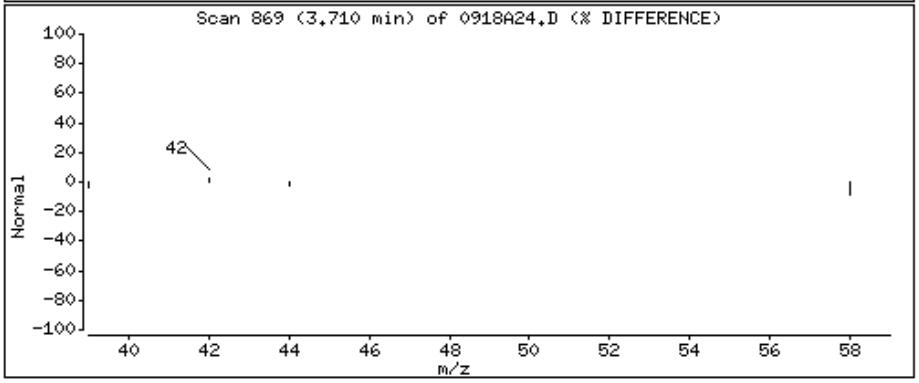

Data File: \\Orgserv2\ff\chem\GCMSVOA\Voa108.i\140918.b\0918A24.D

Date : 18-SEP-2014 22:18

Client ID:

Instrument: Voa108.i

Sample Info: l1421110-25,31,10,,a

Purge Volume: 10.0

Operator: PD

Column phase:

Column diameter: 0.18

31 chloroform

Concentration: 1.651 ngs

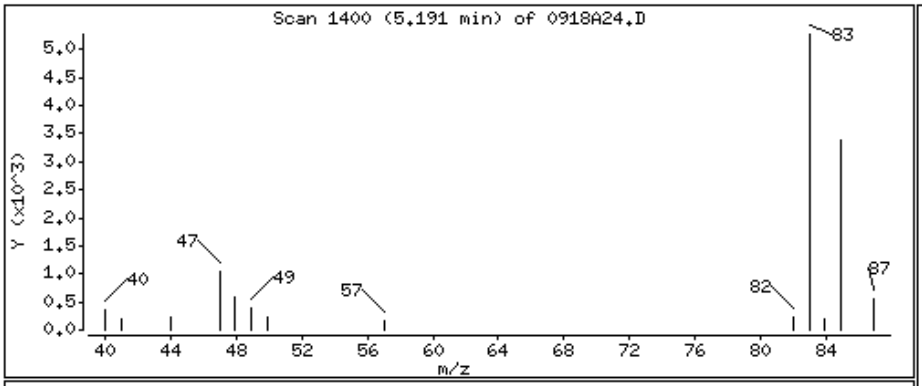

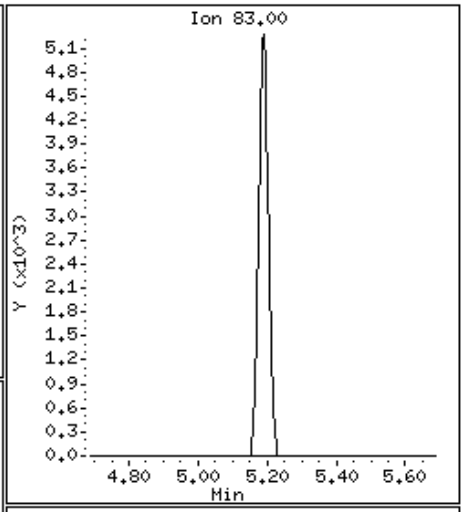

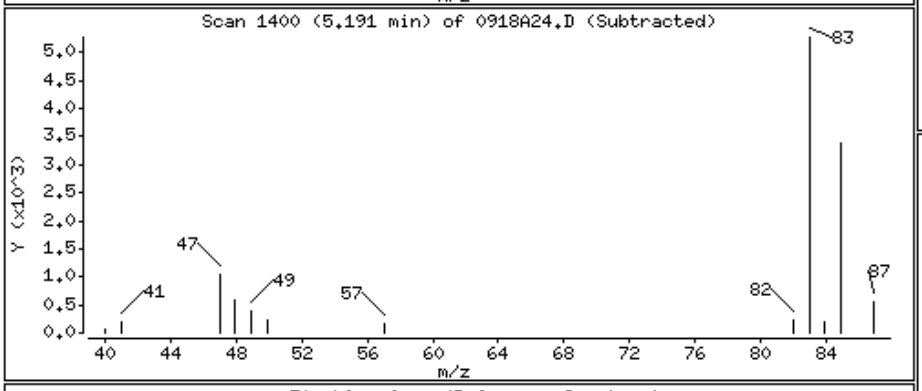

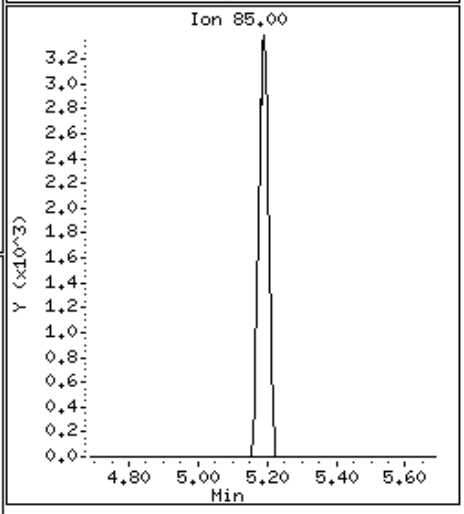

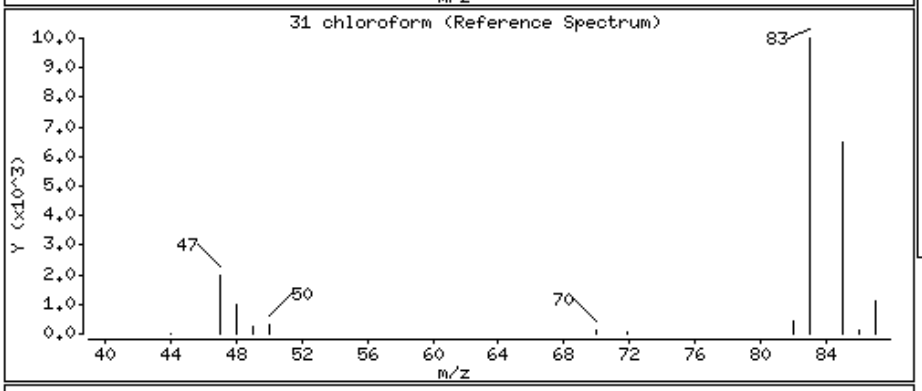

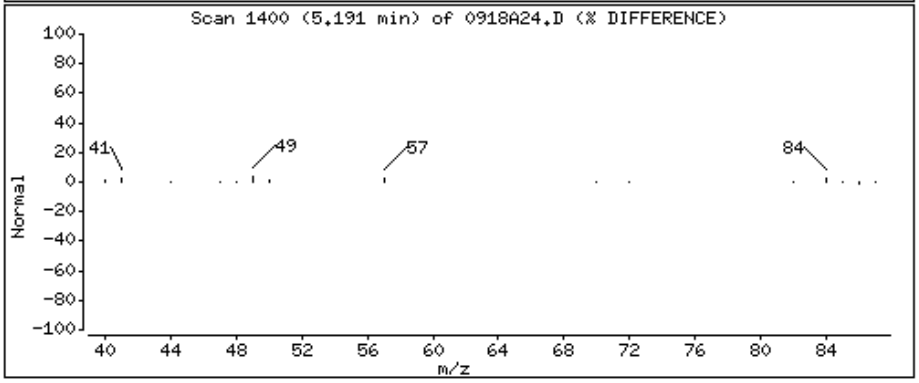

Alpha Analytical Labs

Manual Integration

Sample Info : l1421110-25,31,10,,a
wg723273,ical10053

Instrument ID : Voa108.i
Method : liq8260C.m
File : 0918A24.D
Injection Date : 18-SEP-2014 22:18
Quantitation : ISTD Integrator : HP RTE
Dilution Factor : 1.00 Sample Type: SAMPLE

This File has no version history.

//Orgserv2/ff/chem/GCMSVOA/Voa108.i/140918.b/original/0918A24.D

Alpha Analytical Labs

gc/ms voa - VOA105

Data file : \\Orgserv2\ff\chem\GCMSVOA\Voa105.i\140919.b\0919A13.D
Lab Smp Id:
Inj Date : 19-SEP-2014 14:34
Operator : PD Inst ID: Voa105.i
Smp Info : l1421110-15,31,10,,c
Misc Info : wg723644,ical10058
Comment :
Method : \\Orgserv2\ff\chem\GCMSVOA\Voa105.i\140919.b\liq8260B.m
Meth Date : 19-Sep-2014 14:58 pduczmalew Quant Type: ISTD
Cal Date : 04-SEP-2014 00:38 Cal File: 0903A13.D
Als bottle: 13
Dil Factor: 1.00000
Integrator: HP RTE Compound Sublist: NJTCL.sub
Target Version: 4.12
Processing Host: VIRTUALXP-76524

Concentration Formula: Amt * DF * CpndVariable
Cpnd Variable Local Compound Variable

	Compounds	QUANT SIG MASS	RT	EXP RT	REL RT	RESPONSE	CONCENTRATIONS ON-COLUMN (ngs)	CONCENTRATIONS FINAL (ngs)	REVIEW CODE
	1 dichlorodifluoromethane	85	Compound Not Detected.						
	2 chloromethane	50	Compound Not Detected.						
	3 vinyl chloride	62	Compound Not Detected.						
	4 bromomethane	94	Compound Not Detected.						
	5 chloroethane	64	Compound Not Detected.						
	6 trichlorofluoromethane	101	Compound Not Detected.						
	8 1,1,-dichloroethene	96	Compound Not Detected.						
	9 carbon disulfide	76	Compound Not Detected.						
	10 freon-113	101	3.356	3.356	(0.519)	1537	4.35486	4.354	
	11 methylene chloride	84	Compound Not Detected.						
	13 acetone	43	3.951	3.945	(0.611)	7064	85.1878	85.187	
	14 trans-1,2-dichloroethene	96	Compound Not Detected.						
	15 Methyl Acetate	43	Compound Not Detected.						
	16 methyl tert butyl ether	73	Compound Not Detected.						
	19 1,1-dichloroethane	63	Compound Not Detected.						
	24 cis-1,2-dichloroethene	96	Compound Not Detected.						
	27 bromochloromethane	128	Compound Not Detected.						
	26 Cyclohexane	56	Compound Not Detected.						
	28 chloroform	83	5.462	5.462	(0.844)	5942	10.4316	10.431	
	30 carbontetrachloride	117	Compound Not Detected.						
$	32 dibromofluoromethane	113	5.648	5.648	(0.873)	37266	103.701	103.701	
	33 1,1,1-trichloroethane	97	Compound Not Detected.						
	34 2-butanone	43	Compound Not Detected.						
	36 benzene	78	Compound Not Detected.						
$	38 1,2-dichloroethane-d4	65	6.188	6.188	(0.956)	38034	110.761	110.760	
	39 1,2-dichloroethane	62	Compound Not Detected.						
*	41 flourobenzene	96	6.472	6.472	(1.000)	159739	100.000		
	42 methyl cyclohexane	83	Compound Not Detected.						

	Compounds	QUANT SIG MASS	RT	EXP RT	REL RT	RESPONSE	CONCENTRATIONS ON-COLUMN (ngs)	CONCENTRATIONS FINAL (ngs)	REVIEW CODE
	43 trichloroethene	95	6.646	6.641	(1.027)	3554	8.65646	8.656	
	46 1,2-dichloropropane	63	Compound Not Detected.						
	47 bromodichloromethane	83	Compound Not Detected.						
	49 1,4-Dioxane	88	Compound Not Detected.						
	52 cis-1,3-dichloropropene	75	Compound Not Detected.						
$	53 toluene-d8	98	8.180	8.180	(0.815)	159367	104.025	104.025	
	54 toluene	92	Compound Not Detected.						
	56 4-methyl-2-pentanone	58	Compound Not Detected.						
	55 tetrachloroethene	166	8.682	8.682	(0.865)	2095	4.96723	4.967	
	57 trans-1,3-dichloropropene	75	Compound Not Detected.						
	60 1,1,2-trichloroethane	83	Compound Not Detected.						
	61 chlorodibromomethane	129	Compound Not Detected.						
	64 1,2-dibromoethane	107	Compound Not Detected.						
	65 2-hexanone	43	Compound Not Detected.						
*	66 chlorobenzene-d5	117	10.040	10.040	(1.000)	138335	100.000		
	67 chlorobenzene	112	Compound Not Detected.						
	68 ethyl benzene	91	Compound Not Detected.						
	70 p/m xylene	106	Compound Not Detected.						
	71 o xylene	106	Compound Not Detected.						
	72 styrene	104	Compound Not Detected.						
	73 bromoform	173	Compound Not Detected.						
	74 isopropylbenzene	105	Compound Not Detected.						
$	75 4-bromofluorobenzene	95	11.464	11.464	(0.907)	71479	86.8986	86.898	
	79 1,1,2,2,-tetrachloroethane	83	Compound Not Detected.						
	92 1,3-dichlorobenzene	146	Compound Not Detected.						
*	93 1,4-dichlorobenzene-d4	152	12.643	12.643	(1.000)	79341	100.000		
	94 1,4-dichlorobenzene	146	Compound Not Detected.						
	97 1,2-dichlorobenzene	146	Compound Not Detected.						
	99 1,2-dibromo-3-chloropropane	75	Compound Not Detected.						
	102 1,2,4-trichlorobenzene	180	Compound Not Detected.						
	104 1,2,3-trichlorobenzene	180	Compound Not Detected.						

Alpha Analytical Labs

gc/ms voa - VOA105

Data file : \\Orgserv2\ff\chem\GCMSVOA\Voa105.i\140919.b\0919A13.D
Lab Smp Id:
Inj Date : 19-SEP-2014 14:34
Operator : PD Inst ID: Voa105.i
Smp Info : l1421110-15,31,10,,c
Misc Info : wg723644,ical10058
Comment :
Method : \\Orgserv2\ff\chem\GCMSVOA\Voa105.i\140919.b\liq8260B.m
Meth Date : 19-Sep-2014 14:58 pduczmalew Quant Type: ISTD
Cal Date : 04-SEP-2014 00:38 Cal File: 0903A13.D
Als bottle: 13
Dil Factor: 1.00000
Integrator: HP RTE Compound Sublist: NJTCL.sub
Target Version: 4.12
Processing Host: VIRTUALXP-76524

- NO TENTATIVELY IDENTIFIED COMPOUNDS -

Alpha Analytical Labs

INTERNAL STANDARD COMPOUNDS
AREA AND RT SUMMARY

Instrument ID: Voa105.i
Lab File ID: 0919A13.D
Lab Smp Id:
Analysis Type: VOA
Quant Type: ISTD
Operator: PD
Method File: \\Orgserv2\ff\chem\GCMSVOA\Voa105.i\140919.b\liq8260B.m
Misc Info: wg723644,ical10058

Calibration Date: 19-SEP-2014
Calibration Time: 09:28

Level: LOW
Sample Type: WATER

Test Mode:
Use Last Continuing Calibrator.
If Continuing Cal. use Initial Cal. Level 3

COMPOUND	STANDARD	AREA LIMIT LOWER	AREA LIMIT UPPER	SAMPLE	%DIFF
41 flourobenzene	177125	88563	354250	159739	-9.82
66 chlorobenzene-d5	159096	79548	318192	138335	-13.05
93 1,4-dichlorobenze	96748	48374	193496	79341	-17.99

COMPOUND	STANDARD	RT LIMIT LOWER	RT LIMIT UPPER	SAMPLE	%DIFF
41 flourobenzene	6.47	5.97	6.97	6.47	0.00
66 chlorobenzene-d5	10.04	9.54	10.54	10.04	0.00
93 1,4-dichlorobenze	12.64	12.14	13.14	12.64	0.00

AREA UPPER LIMIT = +100% of internal standard area.
AREA LOWER LIMIT = - 50% of internal standard area.
RT UPPER LIMIT = + 0.50 minutes of internal standard RT.
RT LOWER LIMIT = - 0.50 minutes of internal standard RT.

Alpha Analytical Labs

RECOVERY REPORT

Client Name: Client SDG: SDGa00307
Sample Matrix: LIQUID Fraction: VOA
Lab Smp Id:
Level: LOW Operator: PD
Data Type: MS DATA SampleType: SAMPLE
SpikeList File: curveall.spk Quant Type: ISTD
Sublist File: NJTCL.sub
Method File: \\Orgserv2\ff\chem\GCMSVOA\Voa105.i\140919.b\liq8260B.m
Misc Info: wg723644,ical10058

SURROGATE COMPOUND	AMOUNT ADDED ngs	AMOUNT RECOVERED ngs	% RECOVERED	LIMITS
$ 32 dibromofluorometha	100.000	103.701	103.70	70-130
$ 38 1,2-dichloroethane	100.000	110.760	110.76	70-130
$ 53 toluene-d8	100.000	104.025	104.03	70-130
$ 75 4-bromofluorobenze	100.000	86.898	86.90	70-130

Data File: \\Orgserv2\ff\chem\GCMSVOA\Voa105.i\140919.b\0919A13.D
Date : 19-SEP-2014 14:34
Client ID:
Sample Info: l1421110-15,31,10,,c
Purge Volume: 10.0
Column phase:

Instrument: Voa105.i
Operator: PD
Column diameter: 0.18

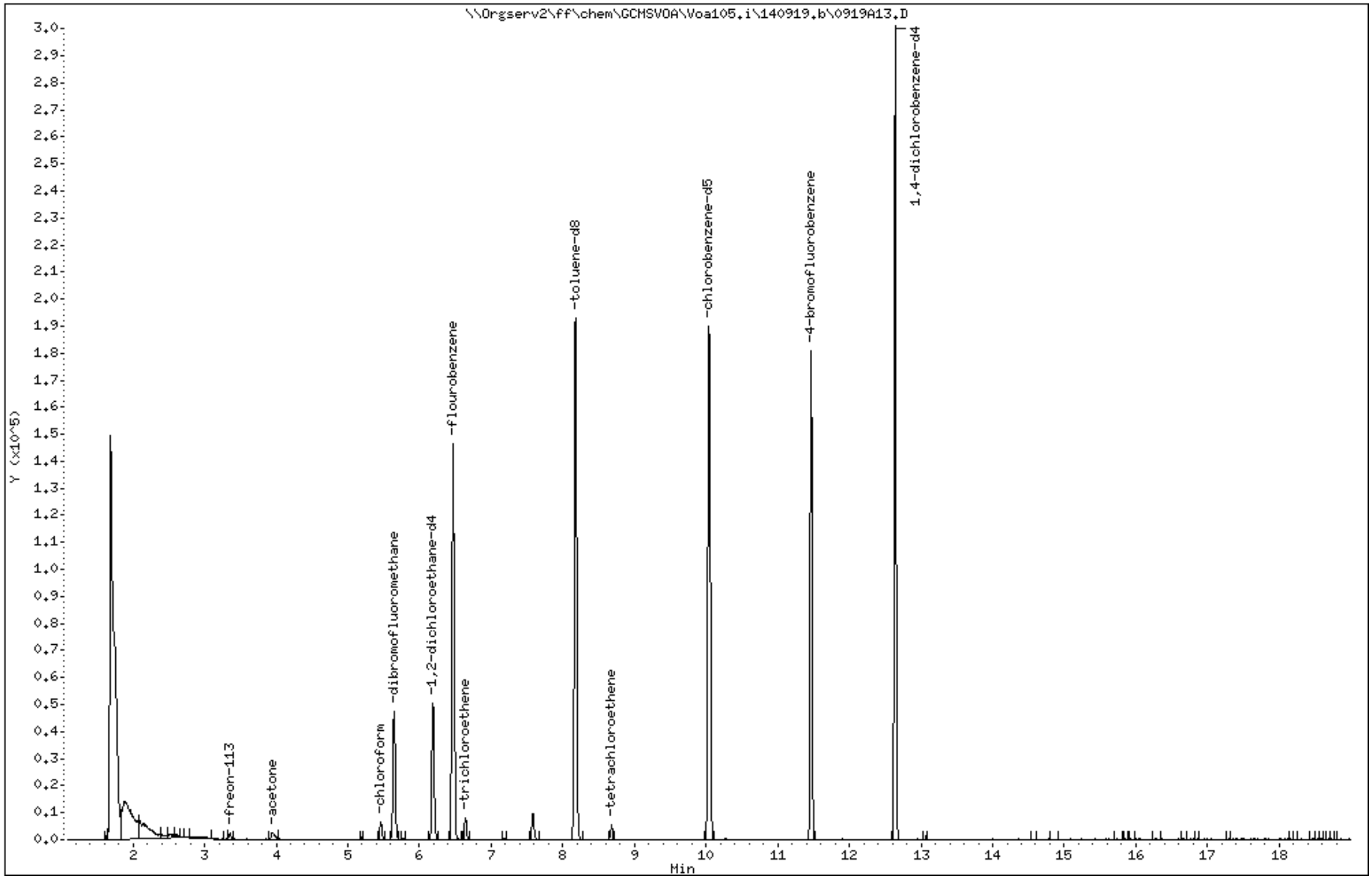

Data File: \\Orgserv2\ff\chem\GCMSVOA\Voa105.i\140919.b\0919A13.D

Date : 19-SEP-2014 14:34

Client ID:

Instrument: Voa105.i

Sample Info: l1421110-15,31,10,,c

Purge Volume: 10.0

Operator: PD

Column phase:

Column diameter: 0.18

10 freon-113

Concentration: 4.354 ngs

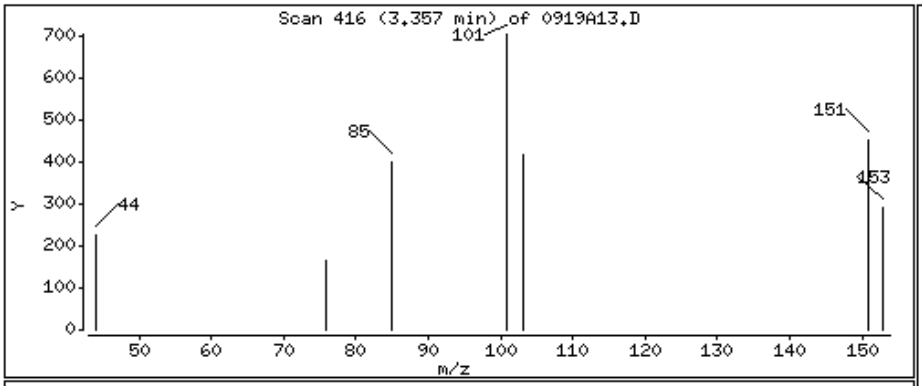

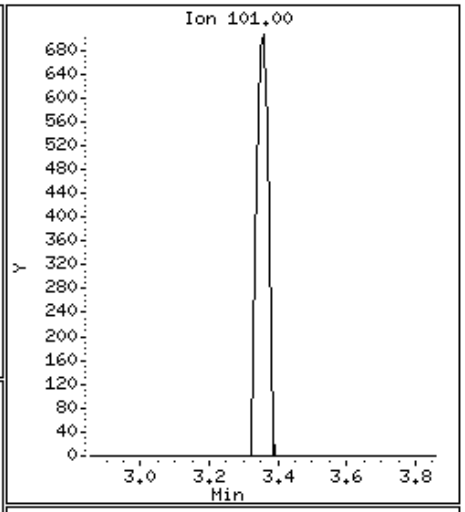

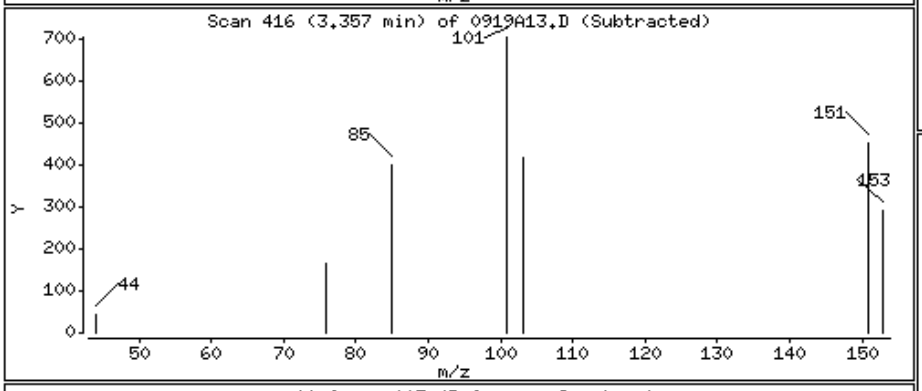

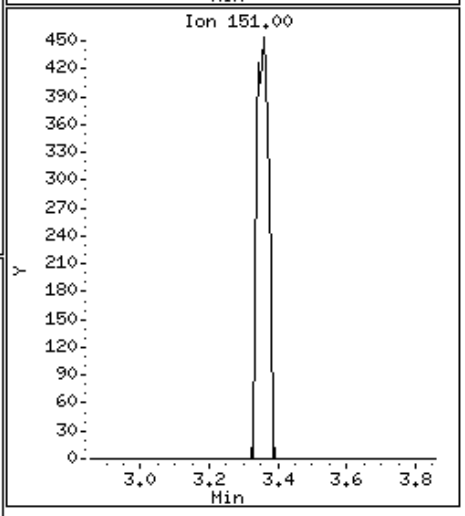

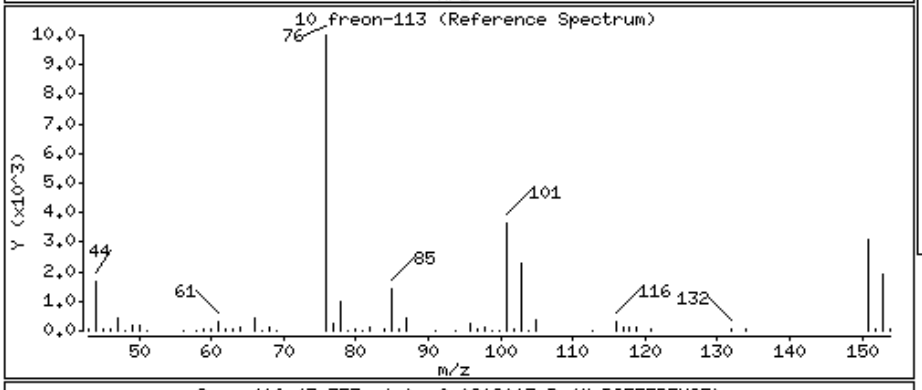

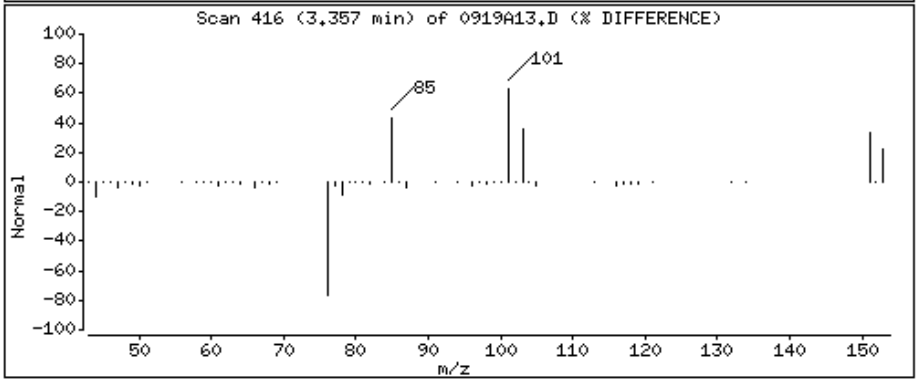

Data File: \\Orgserv2\ff\chem\GCMSVOA\Voa105.i\140919.b\0919A13.D

Date : 19-SEP-2014 14:34

Client ID:

Instrument: Voa105.i

Sample Info: l1421110-15,31,10,,c

Purge Volume: 10.0

Operator: PD

Column phase:

Column diameter: 0.18

13 acetone

Concentration: 85.187 ngs

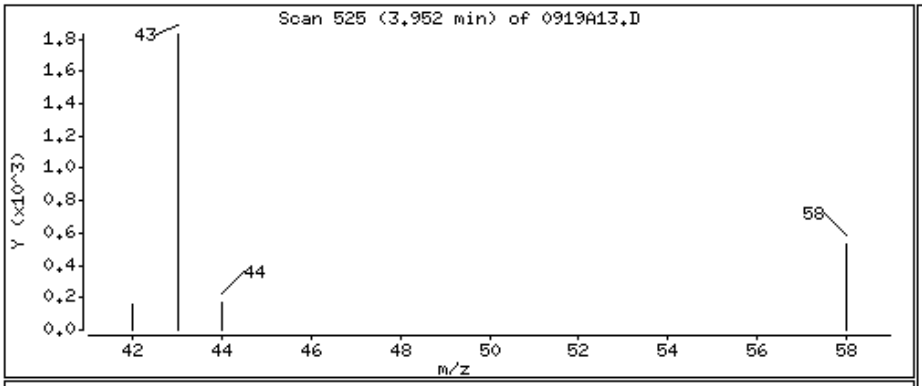

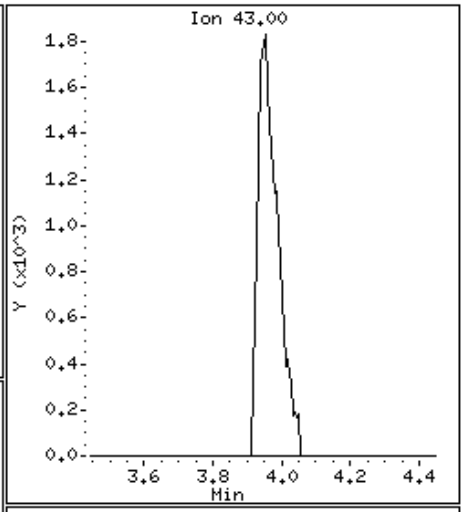

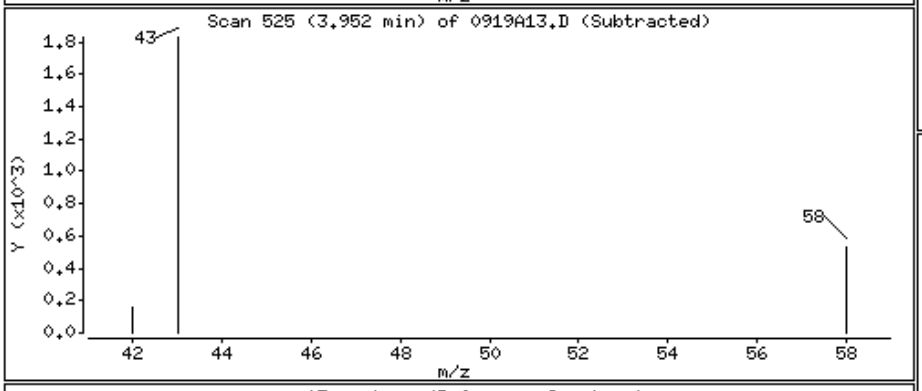

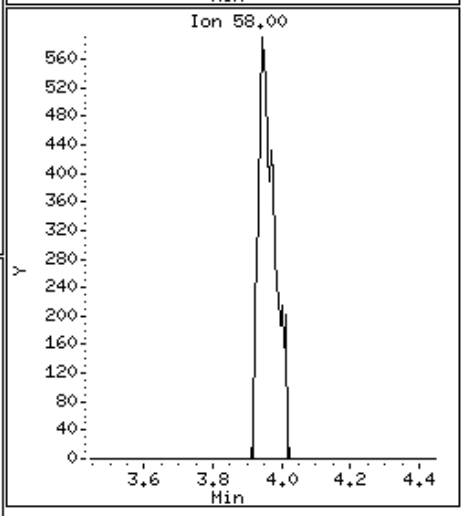

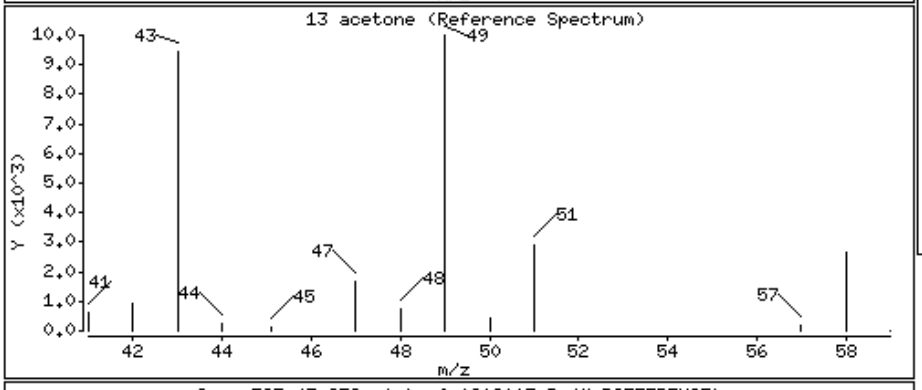

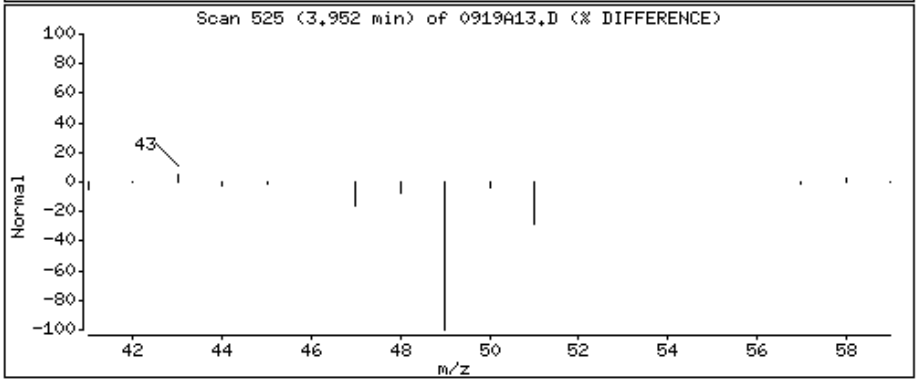

Data File: \\Orgserv2\ff\chem\GCMSVOA\Voa105.i\140919.b\0919A13.D

Date : 19-SEP-2014 14:34

Client ID:

Instrument: Voa105.i

Sample Info: l1421110-15,31,10,,c

Purge Volume: 10.0

Operator: PD

Column phase:

Column diameter: 0.18

28 chloroform

Concentration: 10.431 ngs

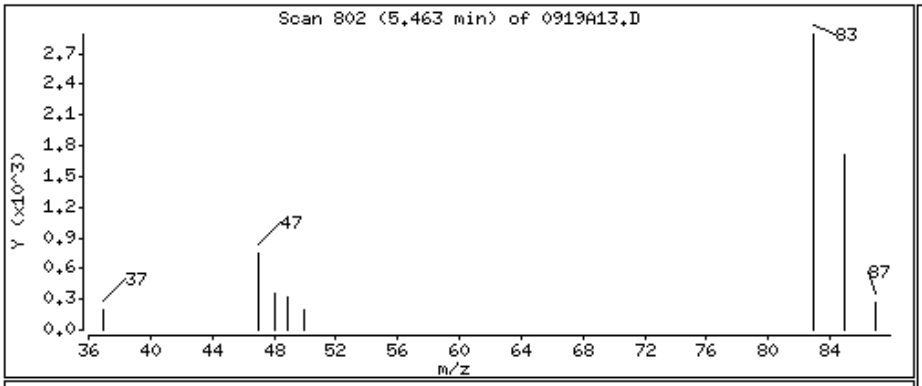

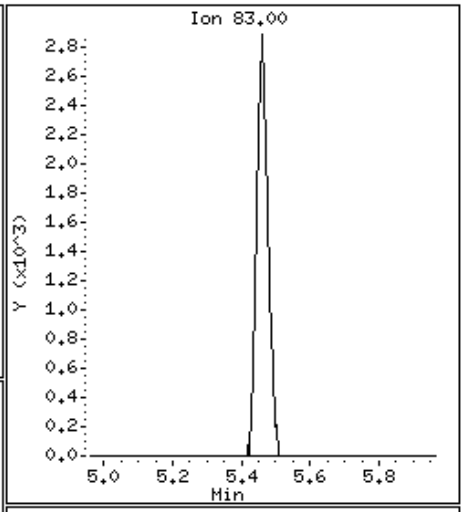

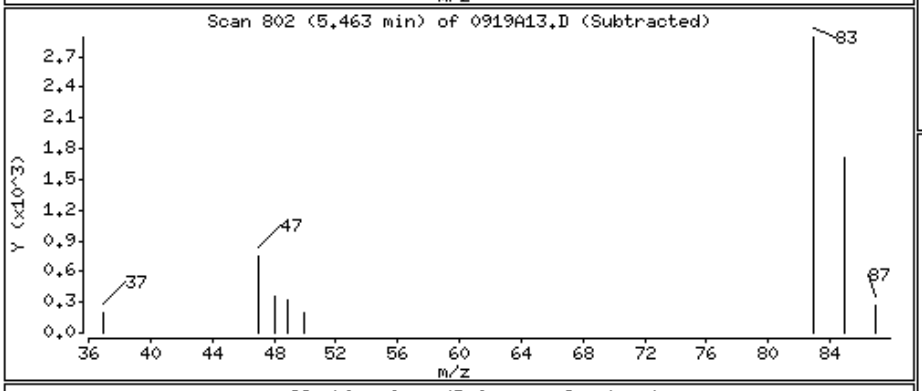

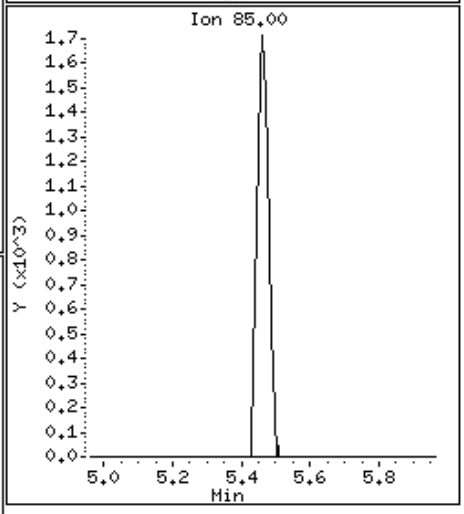

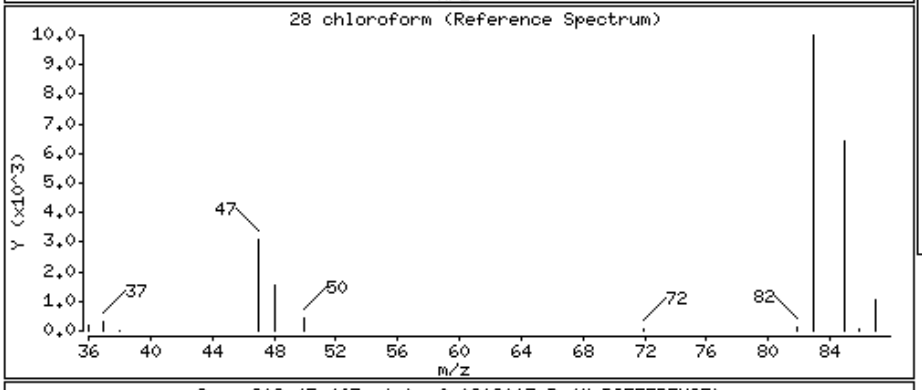

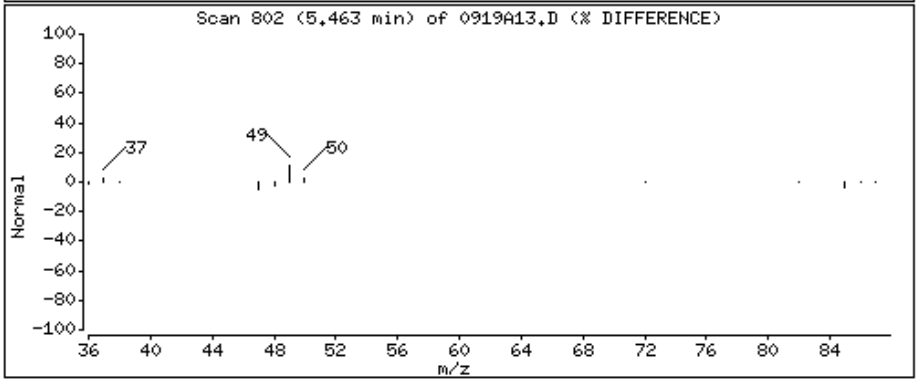

Data File: \\Orgserv2\ff\chem\GCMSVOA\Voa105.i\140919.b\0919A13.D

Date : 19-SEP-2014 14:34

Client ID:

Instrument: Voa105.i

Sample Info: l1421110-15,31,10,,c

Purge Volume: 10.0

Operator: PD

Column phase:

Column diameter: 0.18

43 trichloroethene

Concentration: 8.656 ngs

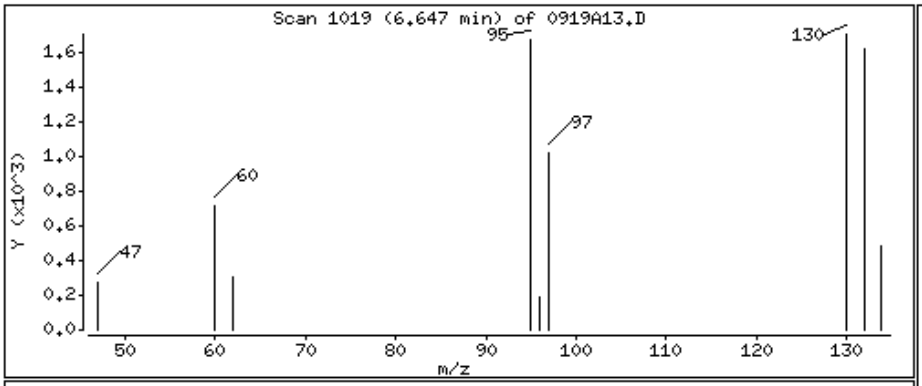

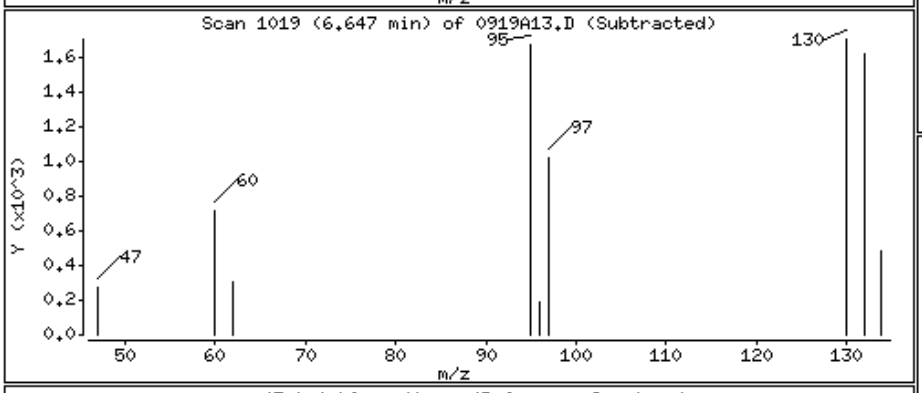

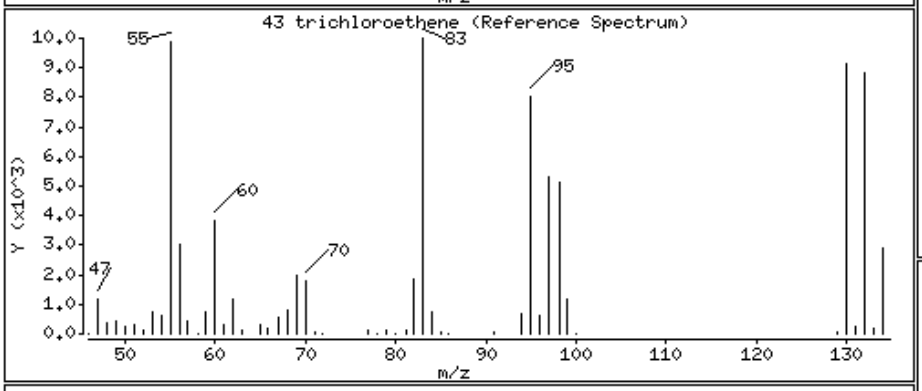

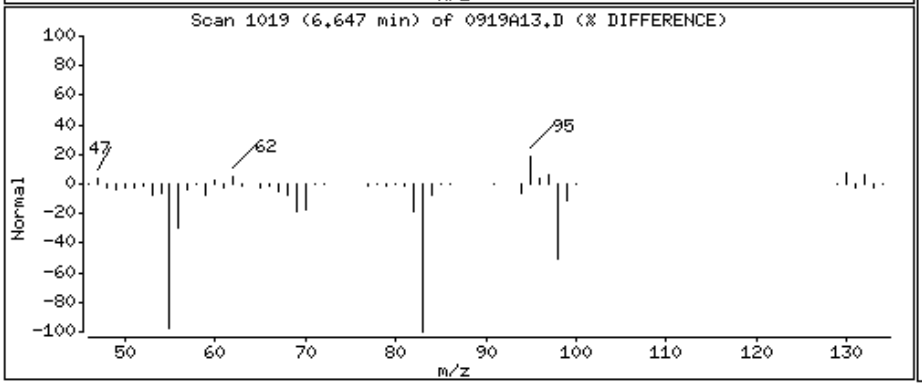

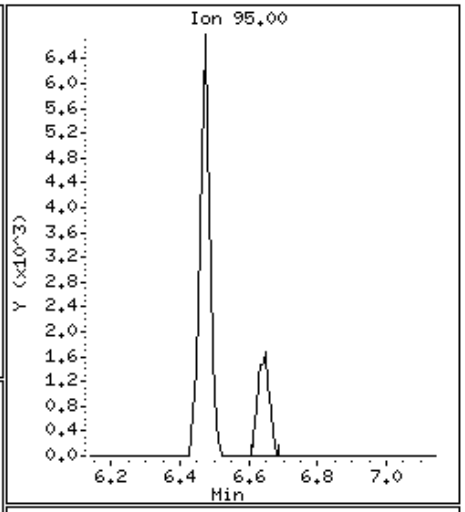

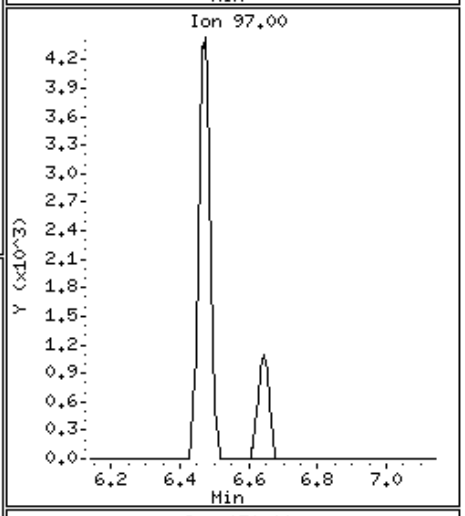

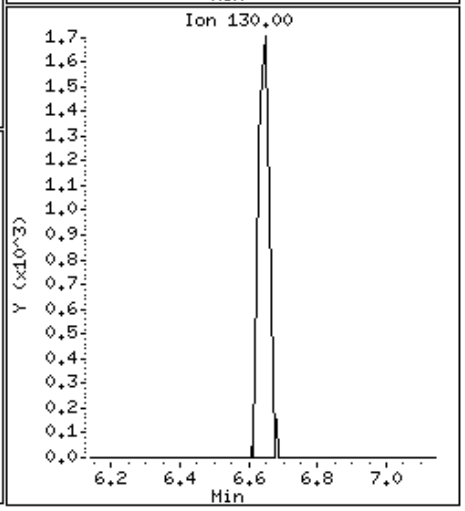

Data File: \\Orgserv2\ff\chem\GCMSVOA\Voa105.i\140919.b\0919A13.D

Date : 19-SEP-2014 14:34

Client ID:

Instrument: Voa105.i

Sample Info: l1421110-15,31,10,,c

Purge Volume: 10.0

Operator: PD

Column phase:

Column diameter: 0.18

55 tetrachloroethene

Concentration: 4.967 ngs

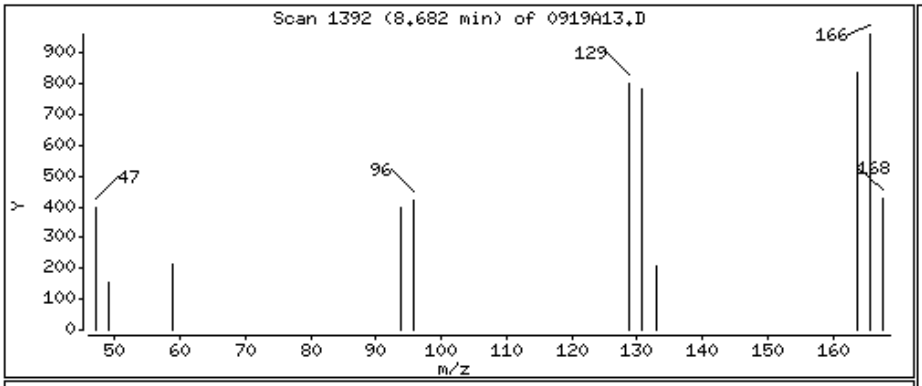

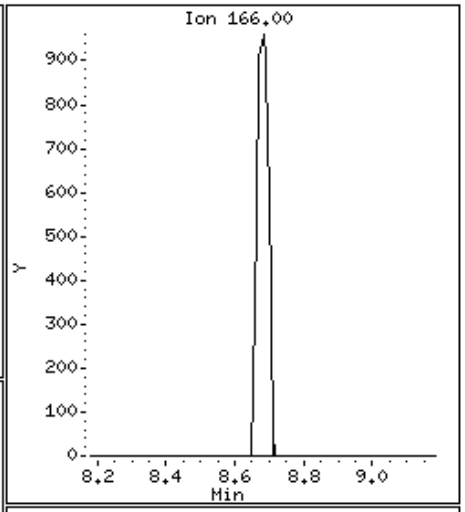

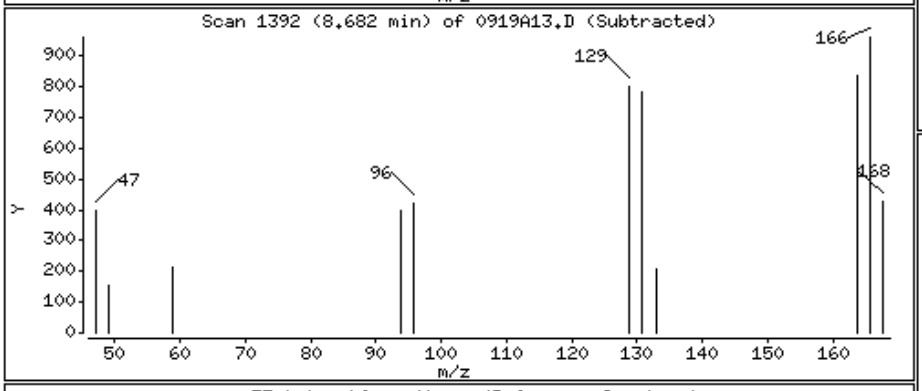

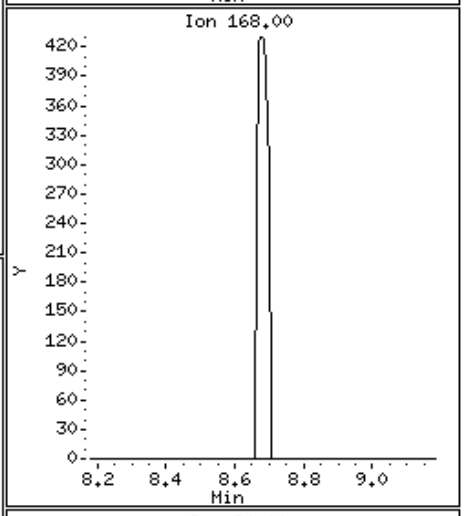

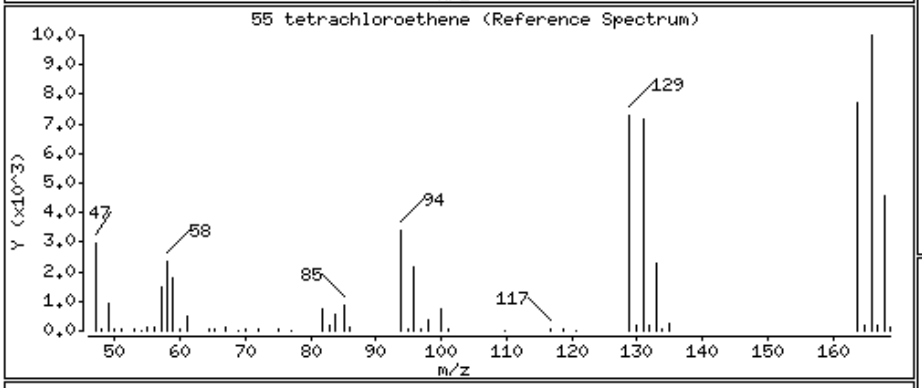

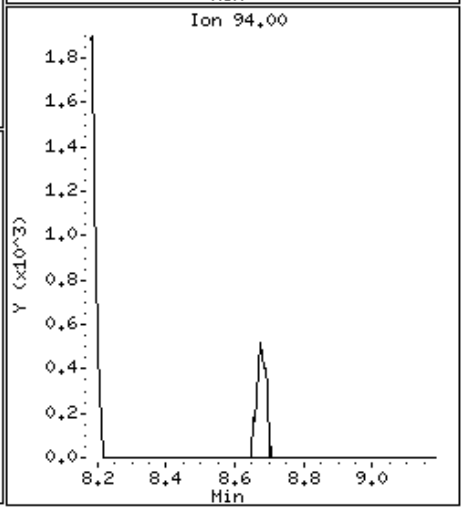

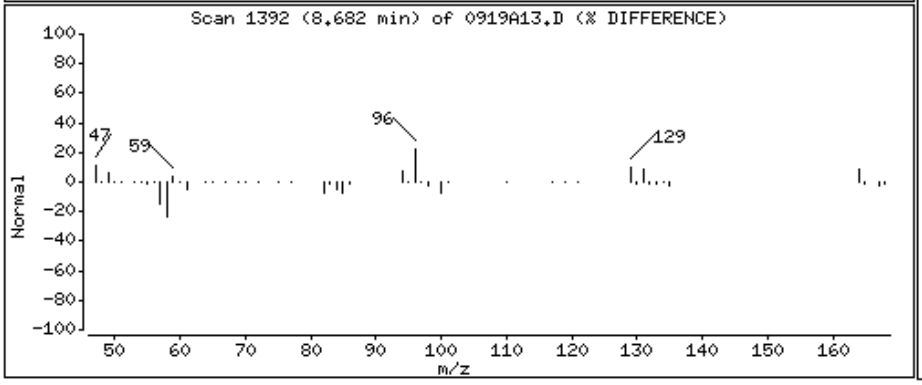

Alpha Analytical Labs

Manual Integration

Sample Info : l1421110-15,31,10,,c
wg723644,ical10058

Instrument ID : Voa105.i
Method : liq8260B.m
File : 0919A13.D
Injection Date : 19-SEP-2014 14:34
Quantitation : ISTD Integrator : HP RTE
Dilution Factor : 1.00 Sample Type: SAMPLE

This File has no version history.

//Orgserv2/ff/chem/GCMSVOA/Voa105.i/140919.b/original/0919A13.D

Alpha Analytical Labs

gc/ms voa - VOA105

Data file : \\Orgserv2\ff\chem\GCMSVOA\Voa105.i\140919.b\0919A14.D
Lab Smp Id:
Inj Date : 19-SEP-2014 15:02
Operator : PD Inst ID: Voa105.i
Smp Info : l1421110-19,31,10,,c
Misc Info : wg723644,ical10058
Comment :
Method : \\Orgserv2\ff\chem\GCMSVOA\Voa105.i\140919.b\liq8260B.m
Meth Date : 19-Sep-2014 14:58 pduczmalew Quant Type: ISTD
Cal Date : 04-SEP-2014 00:38 Cal File: 0903A13.D
Als bottle: 14
Dil Factor: 1.00000
Integrator: HP RTE Compound Sublist: NJTCL.sub
Target Version: 4.12
Processing Host: VIRTUALXP-76524

Concentration Formula: Amt * DF * CpndVariable
Cpnd Variable Local Compound Variable

	Compounds	QUANT SIG MASS	RT	EXP RT	REL RT	RESPONSE	CONCENTRATIONS ON-COLUMN (ngs)	FINAL (ngs)	REVIEW CODE
	1 dichlorodifluoromethane	85	Compound Not Detected.						
	2 chloromethane	50	Compound Not Detected.						
	3 vinyl chloride	62	2.156	2.161	(0.333)	7059	12.8566	12.856	
	4 bromomethane	94	Compound Not Detected.						
	5 chloroethane	64	Compound Not Detected.						
	6 trichlorofluoromethane	101	Compound Not Detected.						
	8 1,1,-dichloroethene	96	Compound Not Detected.						
	9 carbon disulfide	76	Compound Not Detected.						
	10 freon-113	101	Compound Not Detected.						
	11 methylene chloride	84	Compound Not Detected.						
	13 acetone	43	3.951	3.945	(0.611)	6992	87.7244	87.724	
	14 trans-1,2-dichloroethene	96	Compound Not Detected.						
	15 Methyl Acetate	43	Compound Not Detected.						
	16 methyl tert butyl ether	73	Compound Not Detected.						
	19 1,1-dichloroethane	63	Compound Not Detected.						
	24 cis-1,2-dichloroethene	96	5.200	5.195	(0.804)	5539	13.1902	13.190	
	27 bromochloromethane	128	Compound Not Detected.						
	26 Cyclohexane	56	Compound Not Detected.						
	28 chloroform	83	Compound Not Detected.						
	30 carbontetrachloride	117	Compound Not Detected.						
$	32 dibromofluoromethane	113	5.648	5.648	(0.873)	35026	101.404	101.403	
	33 1,1,1-trichloroethane	97	Compound Not Detected.						
	34 2-butanone	43	Compound Not Detected.						
	36 benzene	78	Compound Not Detected.						
$	38 1,2-dichloroethane-d4	65	6.188	6.188	(0.956)	37412	113.349	113.348	
	39 1,2-dichloroethane	62	Compound Not Detected.						
*	41 flourobenzene	96	6.472	6.472	(1.000)	153539	100.000		
	42 methyl cyclohexane	83	Compound Not Detected.						

	Compounds	QUANT SIG MASS	RT	EXP RT	REL RT	RESPONSE	CONCENTRATIONS ON-COLUMN (ngs)	CONCENTRATIONS FINAL (ngs)	REVIEW CODE
	43 trichloroethene	95	6.641	6.641	(1.026)	8563	21.6991	21.699	
	46 1,2-dichloropropane	63	Compound Not Detected.						
	47 bromodichloromethane	83	Compound Not Detected.						
	49 1,4-Dioxane	88	Compound Not Detected.						
	52 cis-1,3-dichloropropene	75	Compound Not Detected.						
$	53 toluene-d8	98	8.179	8.180	(0.815)	151258	104.025	104.024	
	54 toluene	92	Compound Not Detected.						
	56 4-methyl-2-pentanone	58	Compound Not Detected.						
	55 tetrachloroethene	166	Compound Not Detected.						
	57 trans-1,3-dichloropropene	75	Compound Not Detected.						
	60 1,1,2-trichloroethane	83	Compound Not Detected.						
	61 chlorodibromomethane	129	Compound Not Detected.						
	64 1,2-dibromoethane	107	Compound Not Detected.						
	65 2-hexanone	43	Compound Not Detected.						
*	66 chlorobenzene-d5	117	10.040	10.040	(1.000)	131297	100.000		
	67 chlorobenzene	112	Compound Not Detected.						
	68 ethyl benzene	91	Compound Not Detected.						
	70 p/m xylene	106	Compound Not Detected.						
	71 o xylene	106	Compound Not Detected.						
	72 styrene	104	Compound Not Detected.						
	73 bromoform	173	Compound Not Detected.						
	74 isopropylbenzene	105	Compound Not Detected.						
$	75 4-bromofluorobenzene	95	11.470	11.464	(0.907)	66430	84.1071	84.107	
	79 1,1,2,2,-tetrachloroethane	83	Compound Not Detected.						
	92 1,3-dichlorobenzene	146	Compound Not Detected.						
*	93 1,4-dichlorobenzene-d4	152	12.643	12.643	(1.000)	76184	100.000		
	94 1,4-dichlorobenzene	146	Compound Not Detected.						
	97 1,2-dichlorobenzene	146	Compound Not Detected.						
	99 1,2-dibromo-3-chloropropane	75	Compound Not Detected.						
	102 1,2,4-trichlorobenzene	180	Compound Not Detected.						
	104 1,2,3-trichlorobenzene	180	Compound Not Detected.						

Alpha Analytical Labs

gc/ms voa - VOA105

Data file : \\Orgserv2\ff\chem\GCMSVOA\Voa105.i\140919.b\0919A14.D
Lab Smp Id:
Inj Date : 19-SEP-2014 15:02
Operator : PD Inst ID: Voa105.i
Smp Info : l1421110-19,31,10,,c
Misc Info : wg723644,ical10058
Comment :
Method : \\Orgserv2\ff\chem\GCMSVOA\Voa105.i\140919.b\liq8260B.m
Meth Date : 19-Sep-2014 14:58 pduczmalew Quant Type: ISTD
Cal Date : 04-SEP-2014 00:38 Cal File: 0903A13.D
Als bottle: 14
Dil Factor: 1.00000
Integrator: HP RTE Compound Sublist: NJTCL.sub
Target Version: 4.12
Processing Host: VIRTUALXP-76524

- NO TENTATIVELY IDENTIFIED COMPOUNDS -

Alpha Analytical Labs

INTERNAL STANDARD COMPOUNDS
AREA AND RT SUMMARY

Instrument ID: Voa105.i
Lab File ID: 0919A14.D
Lab Smp Id:
Analysis Type: VOA
Quant Type: ISTD
Operator: PD
Method File: \\Orgserv2\ff\chem\GCMSVOA\Voa105.i\140919.b\liq8260B.m
Misc Info: wg723644,ical10058

Calibration Date: 19-SEP-2014
Calibration Time: 09:28

Level: LOW
Sample Type: WATER

Test Mode:
Use Last Continuing Calibrator.
If Continuing Cal. use Initial Cal. Level 3

		AREA LIMIT			
COMPOUND	STANDARD	LOWER	UPPER	SAMPLE	%DIFF
41 flourobenzene	177125	88563	354250	153539	-13.32
66 chlorobenzene-d5	159096	79548	318192	131297	-17.47
93 1,4-dichlorobenze	96748	48374	193496	76184	-21.26

		RT LIMIT			
COMPOUND	STANDARD	LOWER	UPPER	SAMPLE	%DIFF
41 flourobenzene	6.47	5.97	6.97	6.47	-0.00
66 chlorobenzene-d5	10.04	9.54	10.54	10.04	-0.00
93 1,4-dichlorobenze	12.64	12.14	13.14	12.64	-0.00

AREA UPPER LIMIT = +100% of internal standard area.
AREA LOWER LIMIT = - 50% of internal standard area.
RT UPPER LIMIT = + 0.50 minutes of internal standard RT.
RT LOWER LIMIT = - 0.50 minutes of internal standard RT.

Alpha Analytical Labs

RECOVERY REPORT

Client Name: Client SDG: SDGa00307
Sample Matrix: LIQUID Fraction: VOA
Lab Smp Id:
Level: LOW Operator: PD
Data Type: MS DATA SampleType: SAMPLE
SpikeList File: curveall.spk Quant Type: ISTD
Sublist File: NJTCL.sub
Method File: \\Orgserv2\ff\chem\GCMSVOA\Voa105.i\140919.b\liq8260B.m
Misc Info: wg723644,ical10058

SURROGATE COMPOUND	AMOUNT ADDED ngs	AMOUNT RECOVERED ngs	% RECOVERED	LIMITS
$ 32 dibromofluorometha	100.000	101.403	101.40	70-130
$ 38 1,2-dichloroethane	100.000	113.348	113.35	70-130
$ 53 toluene-d8	100.000	104.024	104.02	70-130
$ 75 4-bromofluorobenze	100.000	84.107	84.11	70-130

Data File: \\Orgserv2\ff\chem\GCMSVOA\Voa105.i\140919.b\0919A14.D
Date : 19-SEP-2014 15:02
Client ID:
Sample Info: l1421110-19,31,10,,c
Purge Volume: 10.0
Column phase:

Instrument: Voa105.i
Operator: PD
Column diameter: 0.18

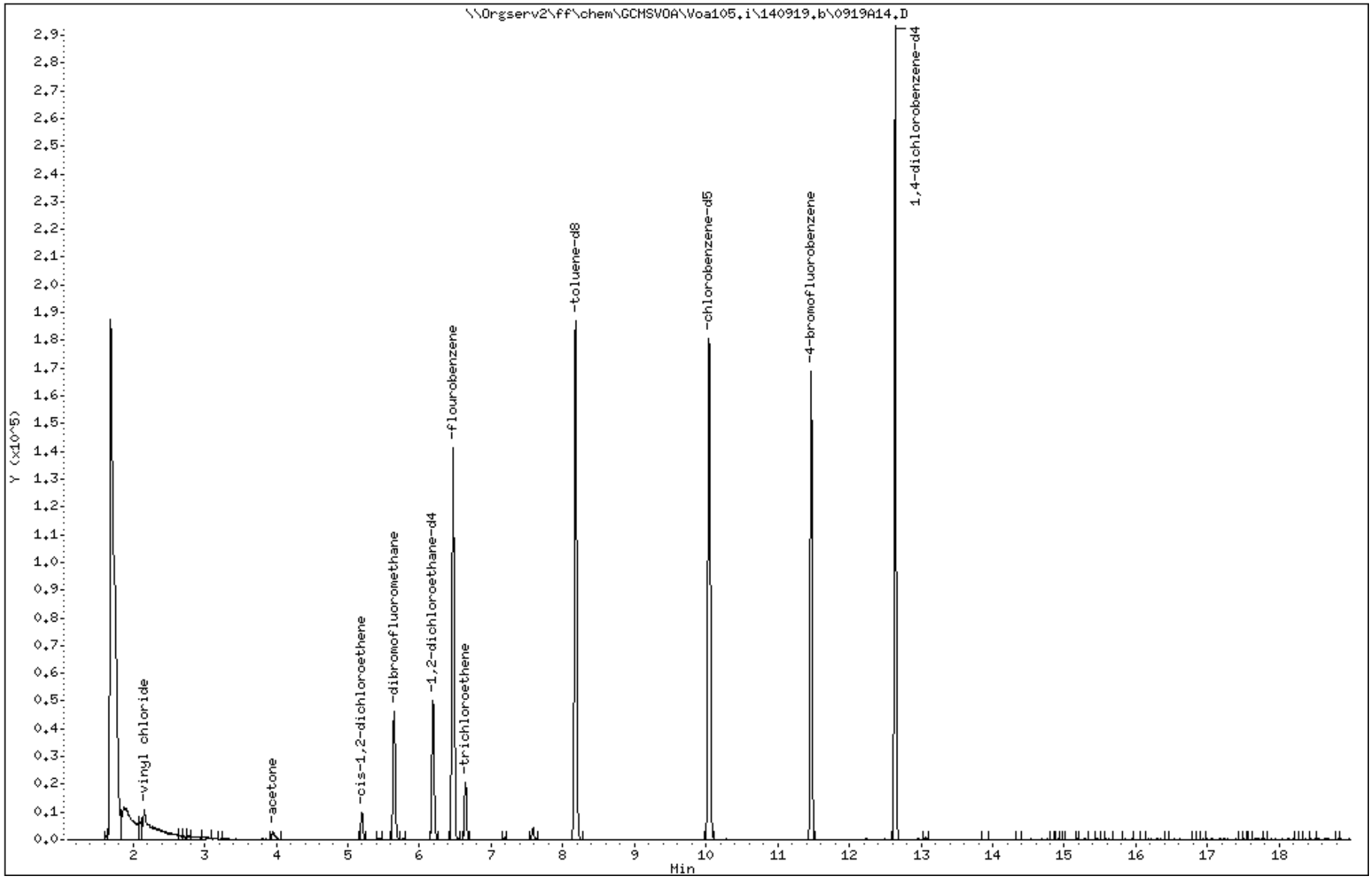

Data File: \\Orgserv2\ff\chem\GCMSVOA\Voa105.i\140919.b\0919A14.D

Date : 19-SEP-2014 15:02

Client ID:

Instrument: Voa105.i

Sample Info: l1421110-19,31,10,,c

Purge Volume: 10.0

Operator: PD

Column phase:

Column diameter: 0.18

3 vinyl chloride

Concentration: 12.856 ngs

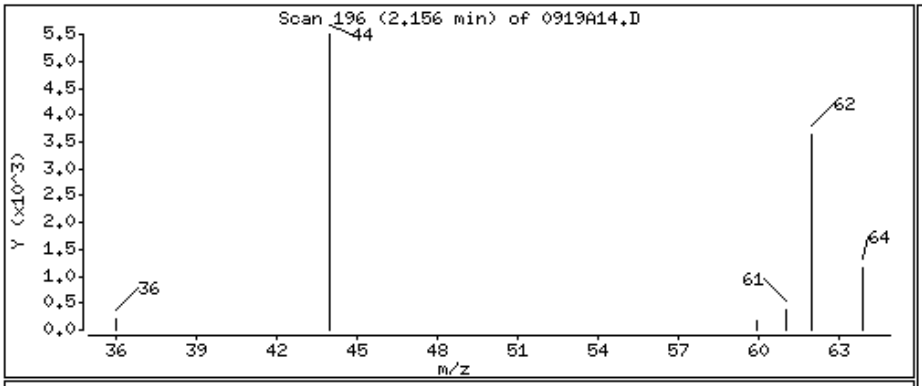

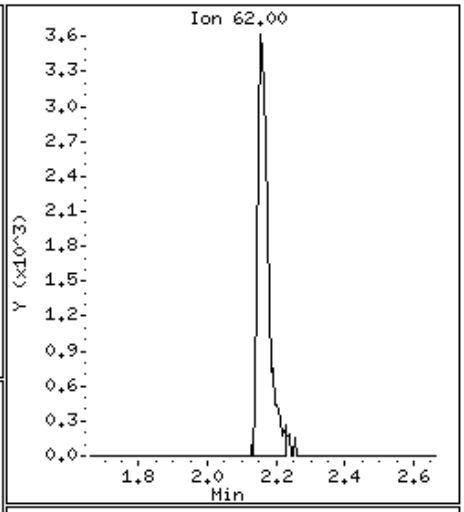

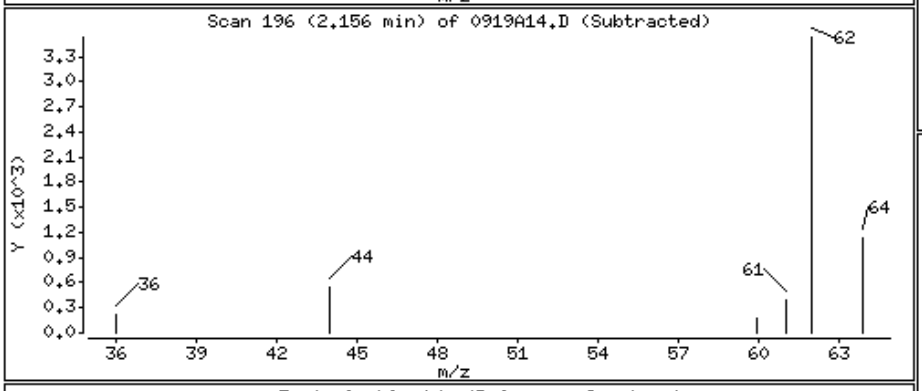

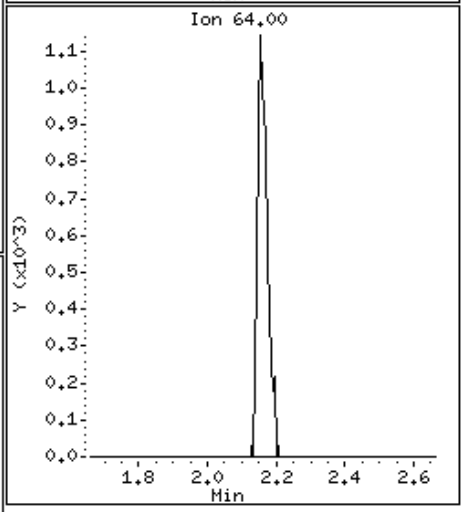

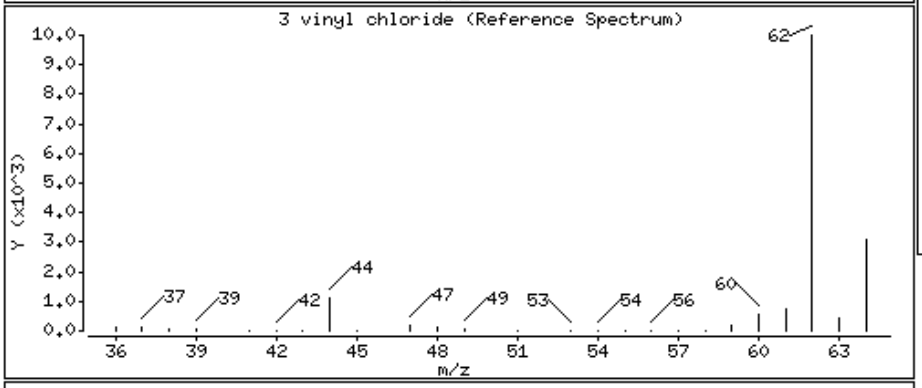

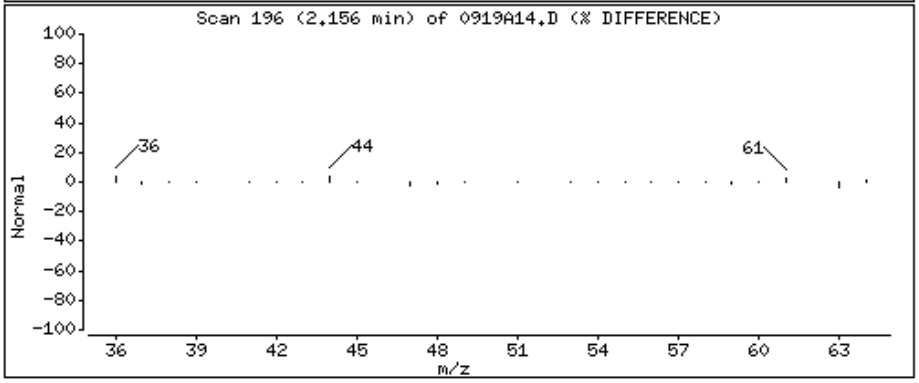

Data File: \\Orgserv2\ff\chem\GCMSVOA\Voa105.i\140919.b\0919A14.D

Date : 19-SEP-2014 15:02

Client ID:

Instrument: Voa105.i

Sample Info: l1421110-19,31,10,,c

Purge Volume: 10.0

Operator: PD

Column phase:

Column diameter: 0.18

13 acetone

Concentration: 87.724 ngs

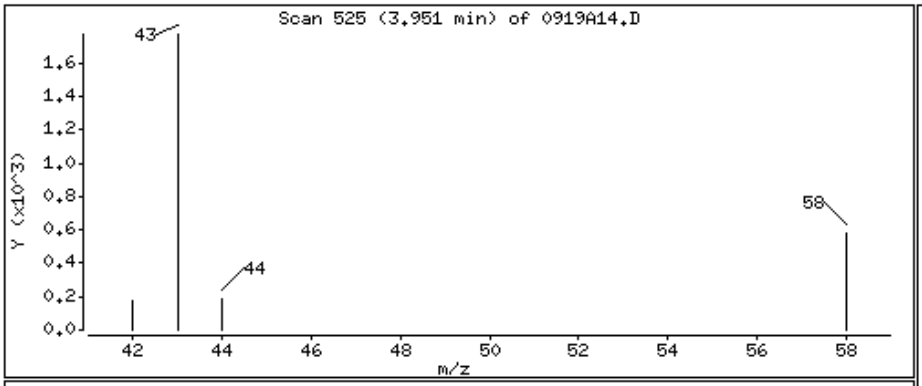

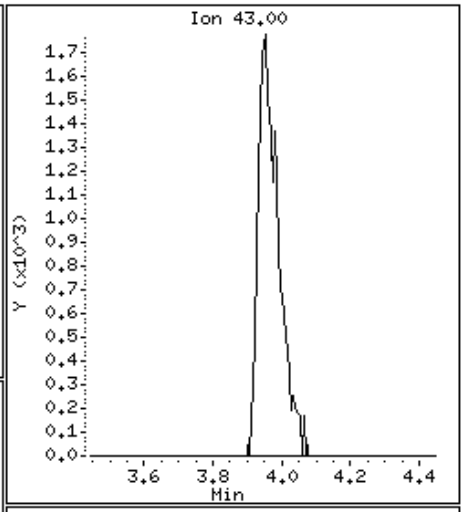

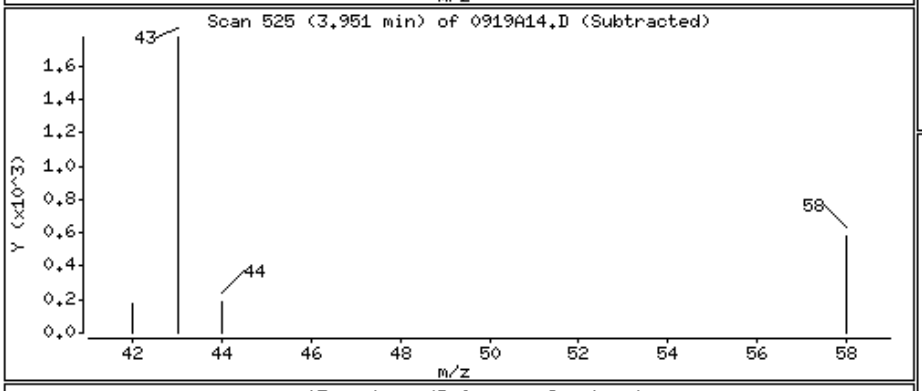

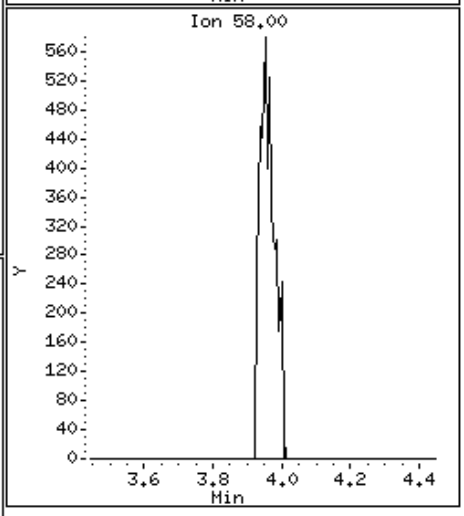

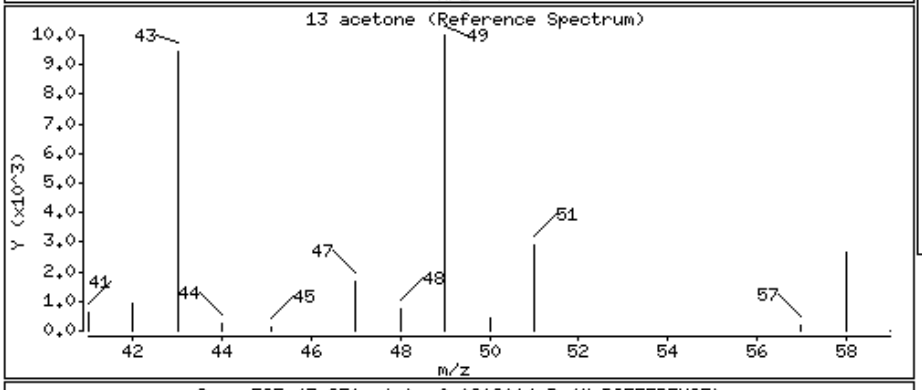

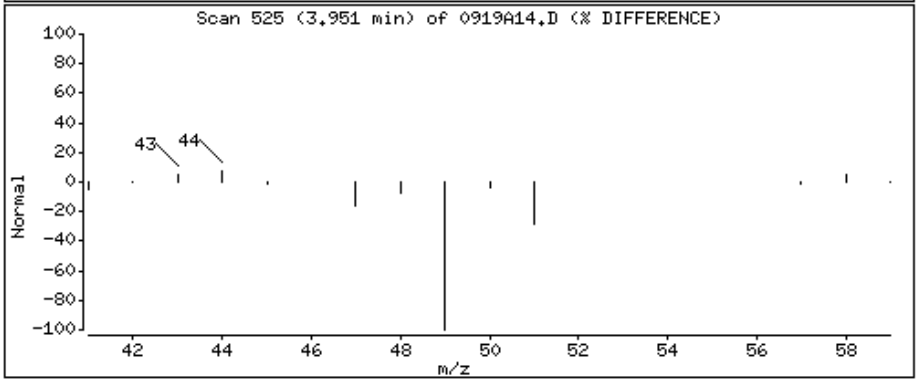

Data File: \\Orgserv2\ff\chem\GCMSVOA\Voa105.i\140919.b\0919A14.D

Date : 19-SEP-2014 15:02

Client ID:

Instrument: Voa105.i

Sample Info: l1421110-19,31,10,,c

Purge Volume: 10.0

Operator: PD

Column phase:

Column diameter: 0.18

24 cis-1,2-dichloroethene

Concentration: 13.190 ngs

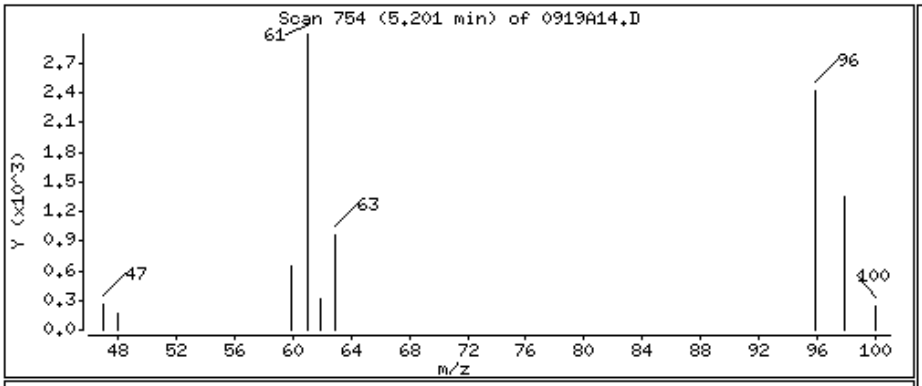

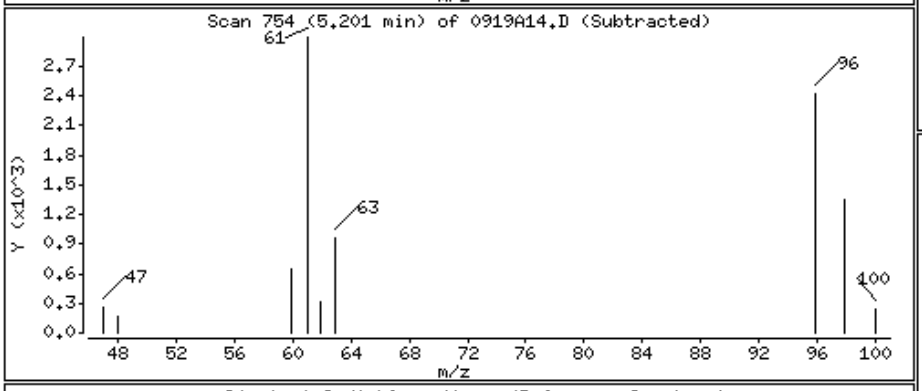

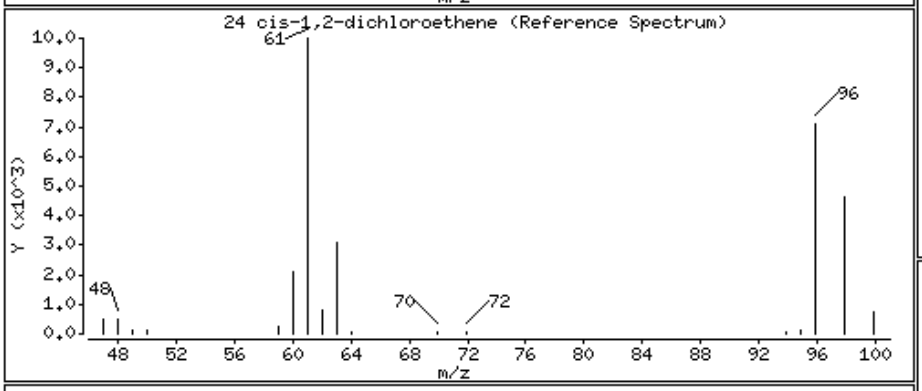

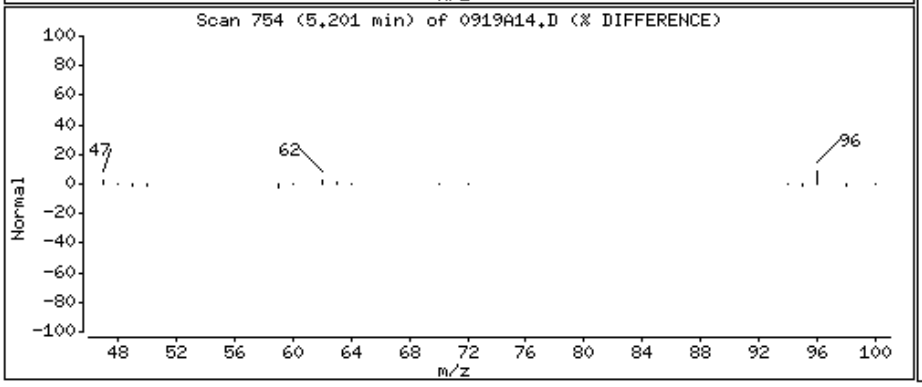

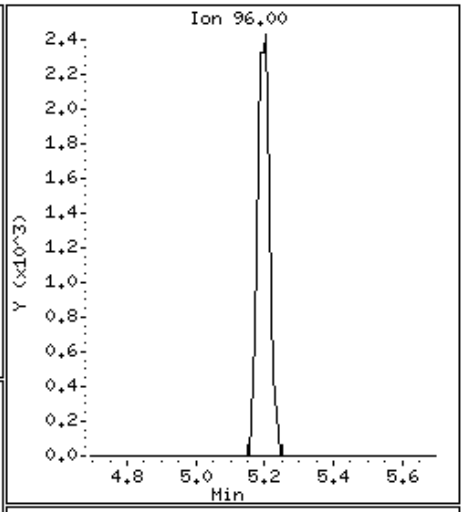

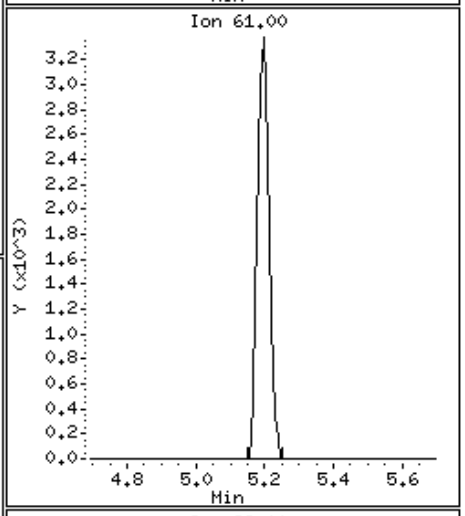

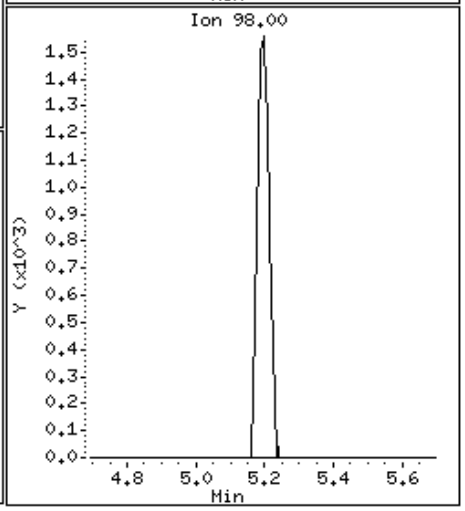

Data File: \\Orgserv2\ff\chem\GCMSVOA\Voa105.i\140919.b\0919A14.D

Date : 19-SEP-2014 15:02

Client ID:

Instrument: Voa105.i

Sample Info: l1421110-19,31,10,,c

Purge Volume: 10.0

Operator: PD

Column phase:

Column diameter: 0.18

43 trichloroethene

Concentration: 21.699 ngs

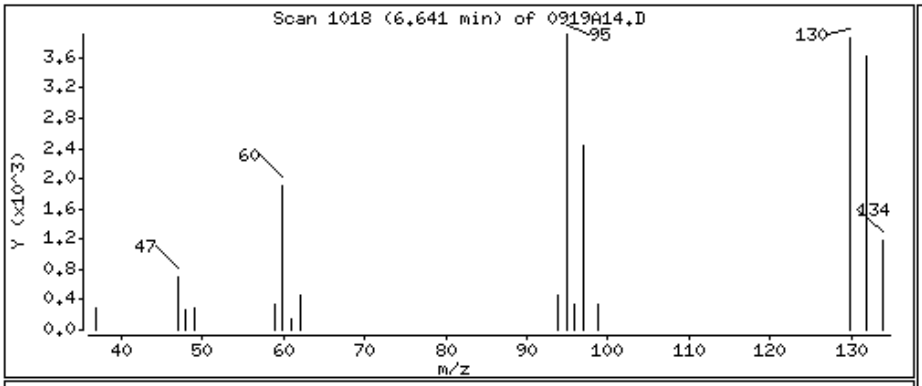

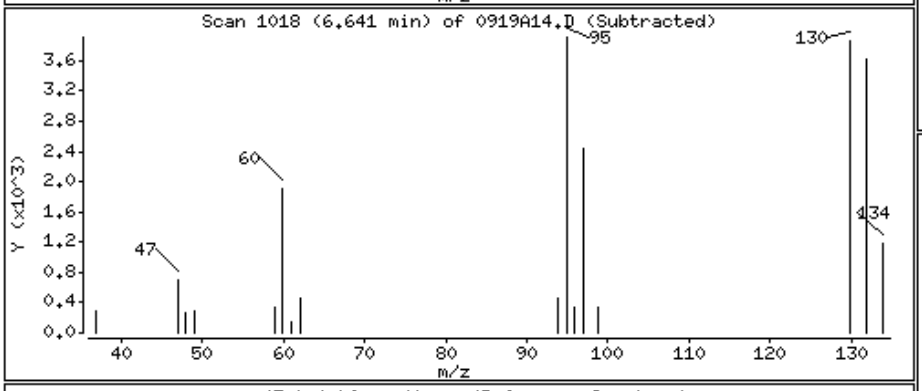

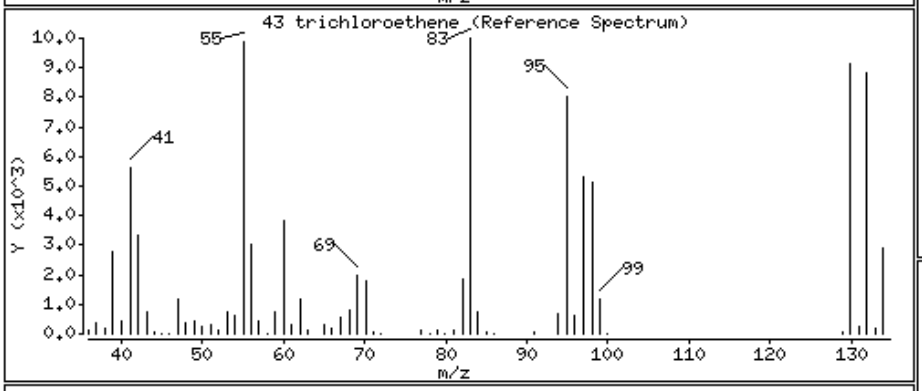

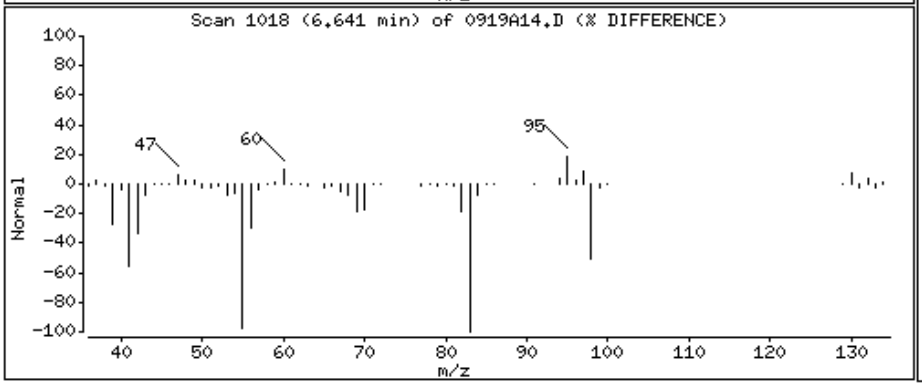

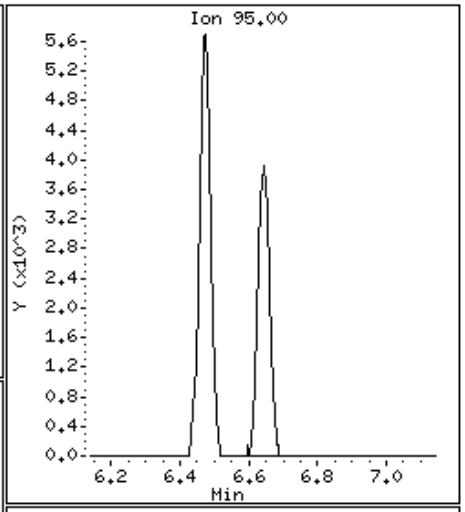

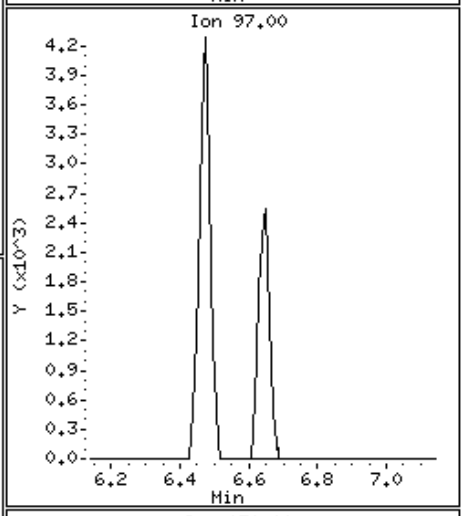

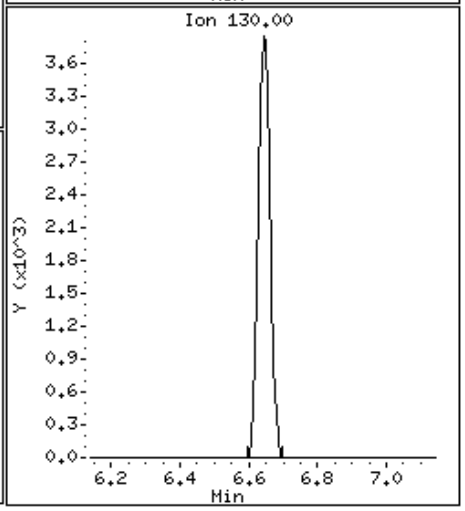

Alpha Analytical Labs

Manual Integration

Sample Info	: l1421110-19,31,10,,c wg723644,ical10058		
Instrument ID	: Voa105.i		
Method	: liq8260B.m		
File	: 0919A14.D		
Injection Date	: 19-SEP-2014 15:02		
Quantitation	: ISTD	Integrator :	HP RTE
Dilution Factor	: 1.00	Sample Type:	SAMPLE

This File has no version history.

//Orgserv2/ff/chem/GCMSVOA/Voa105.i/140919.b/original/0919A14.D

Alpha Analytical Labs

gc/ms voa - VOA105

Data file : \\Orgserv2\ff\chem\GCMSVOA\Voa105.i\140919.b\0919A15.D
Lab Smp Id:
Inj Date : 19-SEP-2014 15:30
Operator : PD Inst ID: Voa105.i
Smp Info : l1421110-26,31,10,,c
Misc Info : wg723644,ical10058
Comment :
Method : \\Orgserv2\ff\chem\GCMSVOA\Voa105.i\140919.b\liq8260B.m
Meth Date : 19-Sep-2014 14:58 pduczmalew Quant Type: ISTD
Cal Date : 04-SEP-2014 00:38 Cal File: 0903A13.D
Als bottle: 15
Dil Factor: 1.00000
Integrator: HP RTE Compound Sublist: NJTCL.sub
Target Version: 4.12
Processing Host: VIRTUALXP-76524

Concentration Formula: Amt * DF * CpndVariable
Cpnd Variable Local Compound Variable

			QUANT SIG					CONCENTRATIONS ON-COLUMN	FINAL	
		Compounds	MASS	RT	EXP RT	REL RT	RESPONSE	(ngs)	(ngs)	REVIEW CODE
	1	dichlorodifluoromethane	85	Compound Not Detected.						
	2	chloromethane	50	Compound Not Detected.						
	3	vinyl chloride	62	Compound Not Detected.						
	4	bromomethane	94	Compound Not Detected.						
	5	chloroethane	64	Compound Not Detected.						
	6	trichlorofluoromethane	101	2.789	2.794	(0.431)	11664	28.5729	28.572	
	8	1,1,-dichloroethene	96	Compound Not Detected.						
	9	carbon disulfide	76	Compound Not Detected.						
	10	freon-113	101	Compound Not Detected.						
	11	methylene chloride	84	Compound Not Detected.						
	13	acetone	43	3.945	3.945	(0.610)	7783	102.498	102.497	
	14	trans-1,2-dichloroethene	96	Compound Not Detected.						
	15	Methyl Acetate	43	Compound Not Detected.						
	16	methyl tert butyl ether	73	Compound Not Detected.						
	19	1,1-dichloroethane	63	Compound Not Detected.						
	24	cis-1,2-dichloroethene	96	Compound Not Detected.						
	27	bromochloromethane	128	Compound Not Detected.						
	26	Cyclohexane	56	Compound Not Detected.						
	28	chloroform	83	5.462	5.462	(0.844)	2527	4.84468	4.844	
	30	carbontetrachloride	117	Compound Not Detected.						
$	32	dibromofluoromethane	113	5.648	5.648	(0.873)	34188	103.893	103.892	
	33	1,1,1-trichloroethane	97	Compound Not Detected.						
	34	2-butanone	43	Compound Not Detected.						
	36	benzene	78	Compound Not Detected.						
$	38	1,2-dichloroethane-d4	65	6.188	6.188	(0.956)	36272	115.352	115.352	
	39	1,2-dichloroethane	62	Compound Not Detected.						
*	41	flourobenzene	96	6.472	6.472	(1.000)	146275	100.000		
	42	methyl cyclohexane	83	Compound Not Detected.						

	Compounds	QUANT SIG MASS	RT	EXP RT	REL RT	RESPONSE	CONCENTRATIONS ON-COLUMN (ngs)	CONCENTRATIONS FINAL (ngs)	REVIEW CODE
	43 trichloroethene	95	Compound Not Detected.						
	46 1,2-dichloropropane	63	Compound Not Detected.						
	47 bromodichloromethane	83	Compound Not Detected.						
	49 1,4-Dioxane	88	Compound Not Detected.						
	52 cis-1,3-dichloropropene	75	Compound Not Detected.						
$	53 toluene-d8	98	8.180	8.180	(0.815)	145794	106.396	106.396	
	54 toluene	92	Compound Not Detected.						
	56 4-methyl-2-pentanone	58	Compound Not Detected.						
	55 tetrachloroethene	166	Compound Not Detected.						
	57 trans-1,3-dichloropropene	75	Compound Not Detected.						
	60 1,1,2-trichloroethane	83	Compound Not Detected.						
	61 chlorodibromomethane	129	Compound Not Detected.						
	64 1,2-dibromoethane	107	Compound Not Detected.						
	65 2-hexanone	43	Compound Not Detected.						
*	66 chlorobenzene-d5	117	10.040	10.040	(1.000)	123733	100.000		
	67 chlorobenzene	112	Compound Not Detected.						
	68 ethyl benzene	91	Compound Not Detected.						
	70 p/m xylene	106	Compound Not Detected.						
	71 o xylene	106	Compound Not Detected.						
	72 styrene	104	Compound Not Detected.						
	73 bromoform	173	Compound Not Detected.						
	74 isopropylbenzene	105	Compound Not Detected.						
$	75 4-bromofluorobenzene	95	11.464	11.464	(0.907)	64210	84.8829	84.882	
	79 1,1,2,2,-tetrachloroethane	83	Compound Not Detected.						
	92 1,3-dichlorobenzene	146	Compound Not Detected.						
*	93 1,4-dichlorobenzene-d4	152	12.643	12.643	(1.000)	72965	100.000		
	94 1,4-dichlorobenzene	146	Compound Not Detected.						
	97 1,2-dichlorobenzene	146	Compound Not Detected.						
	99 1,2-dibromo-3-chloropropane	75	Compound Not Detected.						
	102 1,2,4-trichlorobenzene	180	Compound Not Detected.						
	104 1,2,3-trichlorobenzene	180	Compound Not Detected.						

Alpha Analytical Labs

gc/ms voa - VOA105

Data file : \\Orgserv2\ff\chem\GCMSVOA\Voa105.i\140919.b\0919A15.D
Lab Smp Id:
Inj Date : 19-SEP-2014 15:30
Operator : PD Inst ID: Voa105.i
Smp Info : l1421110-26,31,10,,c
Misc Info : wg723644,ical10058
Comment :
Method : \\Orgserv2\ff\chem\GCMSVOA\Voa105.i\140919.b\liq8260B.m
Meth Date : 19-Sep-2014 14:58 pduczmalew Quant Type: ISTD
Cal Date : 04-SEP-2014 00:38 Cal File: 0903A13.D
Als bottle: 15
Dil Factor: 1.00000
Integrator: HP RTE Compound Sublist: NJTCL.sub
Target Version: 4.12
Processing Host: VIRTUALXP-76524

- NO TENTATIVELY IDENTIFIED COMPOUNDS -

Alpha Analytical Labs

INTERNAL STANDARD COMPOUNDS
AREA AND RT SUMMARY

Instrument ID: Voa105.i
Lab File ID: 0919A15.D
Lab Smp Id:
Analysis Type: VOA
Quant Type: ISTD
Operator: PD
Method File: \\Orgserv2\ff\chem\GCMSVOA\Voa105.i\140919.b\liq8260B.m
Misc Info: wg723644,ical10058

Calibration Date: 19-SEP-2014
Calibration Time: 09:28

Level: LOW
Sample Type: WATER

Test Mode:
Use Last Continuing Calibrator.
If Continuing Cal. use Initial Cal. Level 3

COMPOUND	STANDARD	AREA LIMIT LOWER	AREA LIMIT UPPER	SAMPLE	%DIFF
41 flourobenzene	177125	88563	354250	146275	-17.42
66 chlorobenzene-d5	159096	79548	318192	123733	-22.23
93 1,4-dichlorobenze	96748	48374	193496	72965	-24.58

COMPOUND	STANDARD	RT LIMIT LOWER	RT LIMIT UPPER	SAMPLE	%DIFF
41 flourobenzene	6.47	5.97	6.97	6.47	0.00
66 chlorobenzene-d5	10.04	9.54	10.54	10.04	0.00
93 1,4-dichlorobenze	12.64	12.14	13.14	12.64	0.00

AREA UPPER LIMIT = +100% of internal standard area.
AREA LOWER LIMIT = - 50% of internal standard area.
RT UPPER LIMIT = + 0.50 minutes of internal standard RT.
RT LOWER LIMIT = - 0.50 minutes of internal standard RT.

Alpha Analytical Labs

RECOVERY REPORT

Client Name: Client SDG: SDGa00307
Sample Matrix: LIQUID Fraction: VOA
Lab Smp Id:
Level: LOW Operator: PD
Data Type: MS DATA SampleType: SAMPLE
SpikeList File: curveall.spk Quant Type: ISTD
Sublist File: NJTCL.sub
Method File: \\Orgserv2\ff\chem\GCMSVOA\Voa105.i\140919.b\liq8260B.m
Misc Info: wg723644,ical10058

SURROGATE COMPOUND	AMOUNT ADDED ngs	AMOUNT RECOVERED ngs	% RECOVERED	LIMITS
$ 32 dibromofluorometha	100.000	103.892	103.89	70-130
$ 38 1,2-dichloroethane	100.000	115.352	115.35	70-130
$ 53 toluene-d8	100.000	106.396	106.40	70-130
$ 75 4-bromofluorobenze	100.000	84.882	84.88	70-130

Data File: \\Orgserv2\ff\chem\GCMSVOA\Voa105.i\140919.b\0919A15.D
Date : 19-SEP-2014 15:30
Client ID:
Instrument: Voa105.i
Sample Info: 11421110-26,31,10,,c
Purge Volume: 10.0
Operator: PD
Column phase:
Column diameter: 0.18

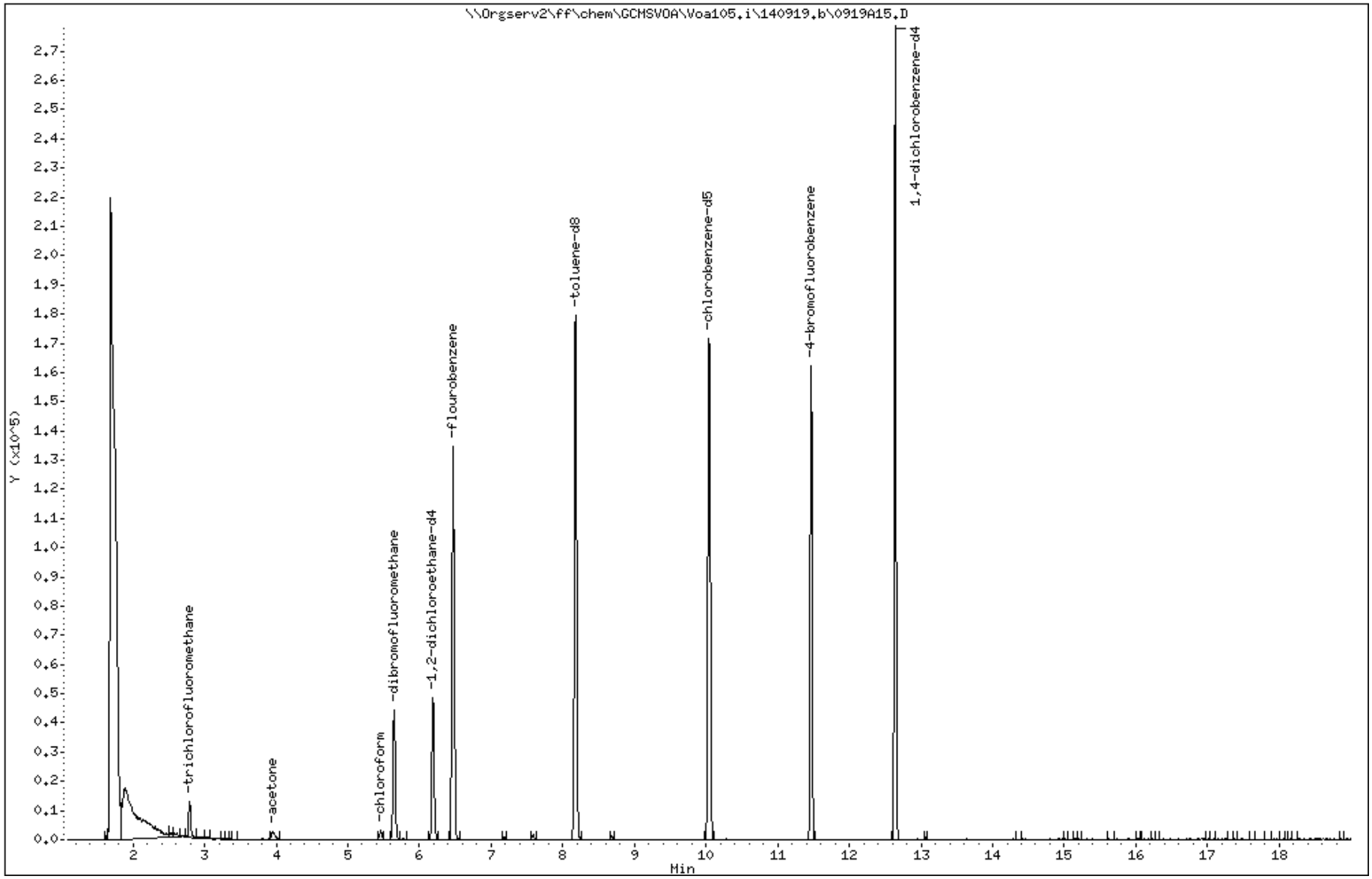

Data File: \\Orgserv2\ff\chem\GCMSVOA\Voa105.i\140919.b\0919A15.D

Date : 19-SEP-2014 15:30

Client ID:

Instrument: Voa105.i

Sample Info: l1421110-26,31,10,,c

Purge Volume: 10.0

Operator: PD

Column phase:

Column diameter: 0.18

6 trichlorofluoromethane

Concentration: 28.572 ngs

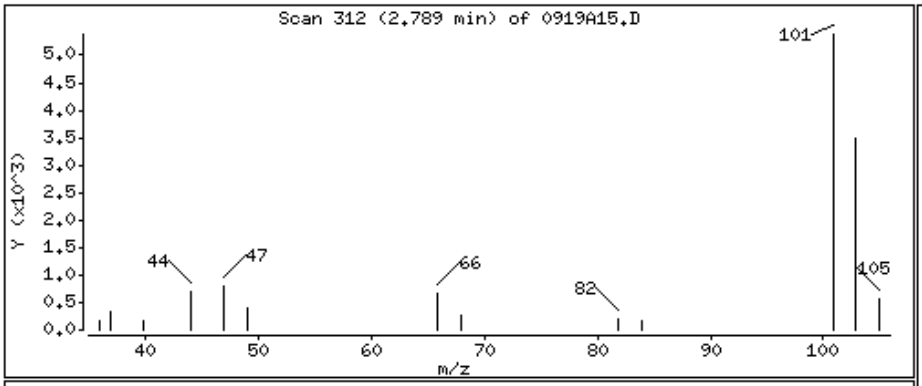

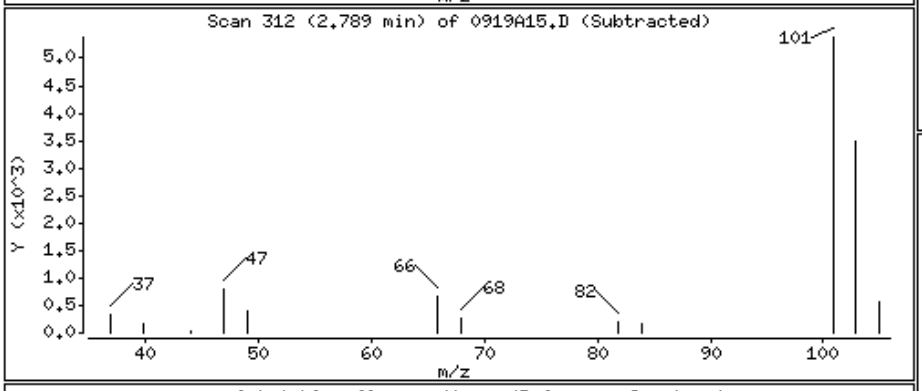

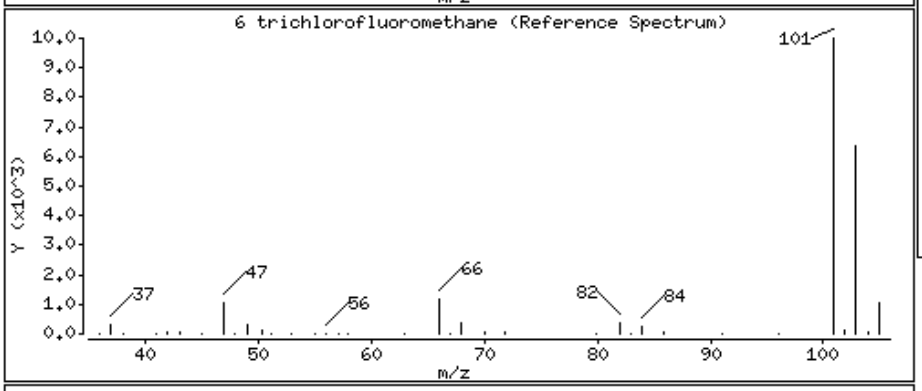

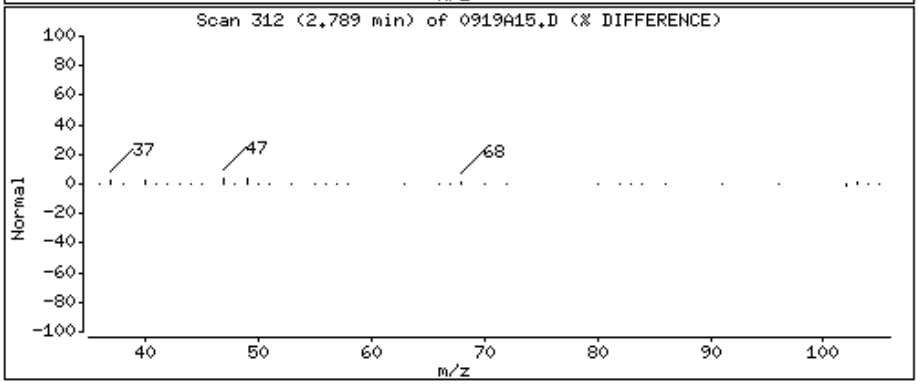

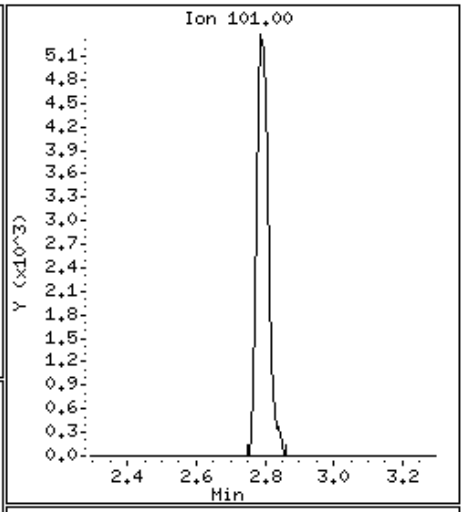

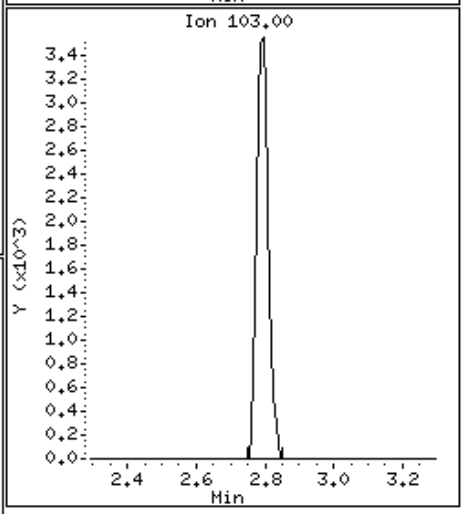

Data File: \\Orgserv2\ff\chem\GCMSVOA\Voa105.i\140919.b\0919A15.D

Date : 19-SEP-2014 15:30

Client ID:

Instrument: Voa105.i

Sample Info: l1421110-26,31,10,,c

Purge Volume: 10.0

Operator: PD

Column phase:

Column diameter: 0.18

13 acetone

Concentration: 102.497 ngs

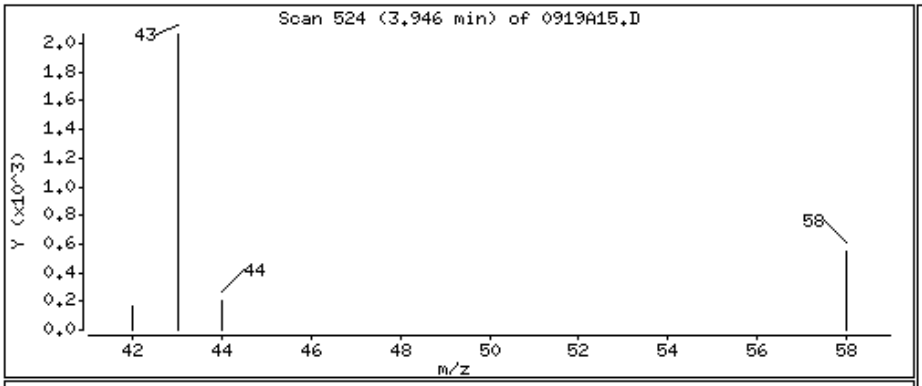

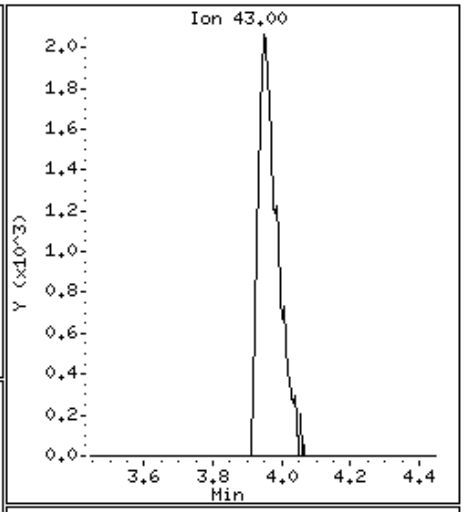

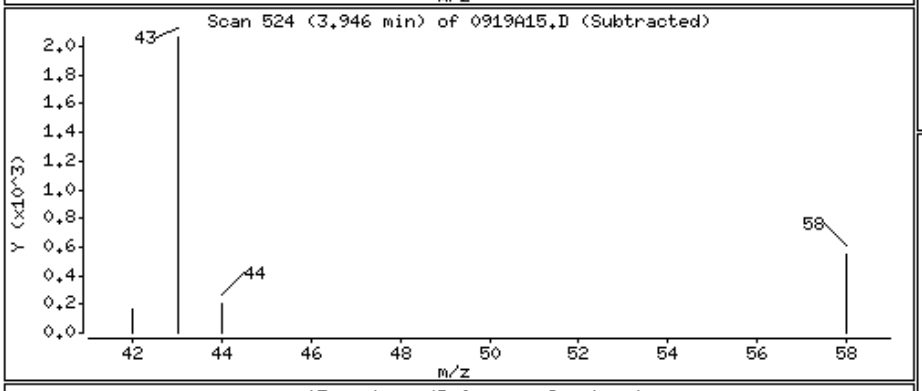

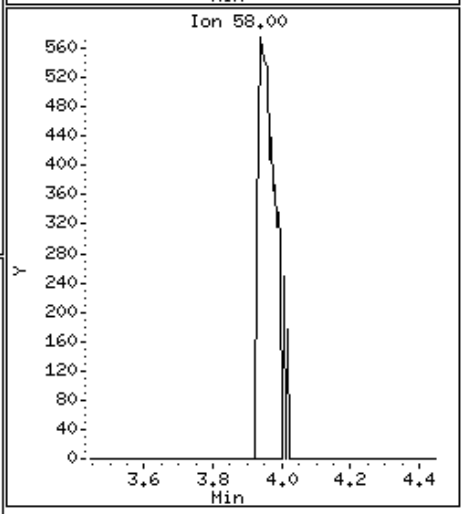

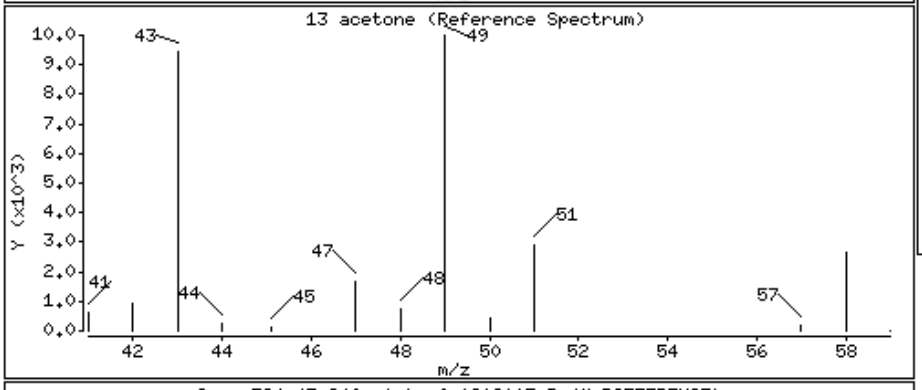

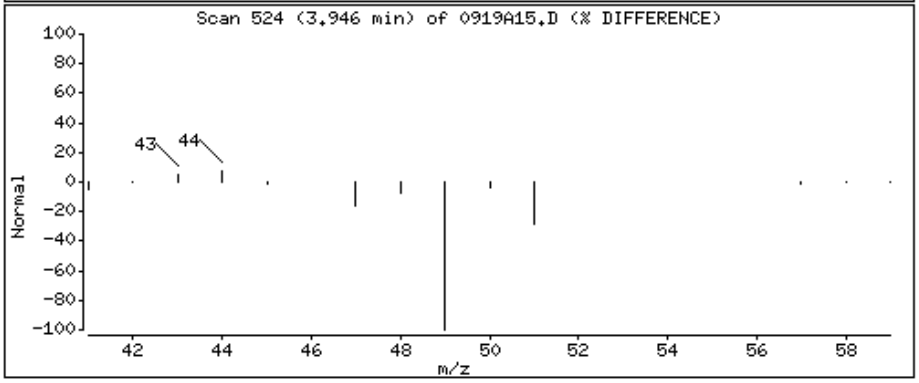

Data File: \\Orgserv2\ff\chem\GCMSVOA\Voa105.i\140919.b\0919A15.D

Date : 19-SEP-2014 15:30

Client ID:

Instrument: Voa105.i

Sample Info: l1421110-26,31,10,,c

Purge Volume: 10.0

Operator: PD

Column phase:

Column diameter: 0.18

28 chloroform

Concentration: 4.844 ngs

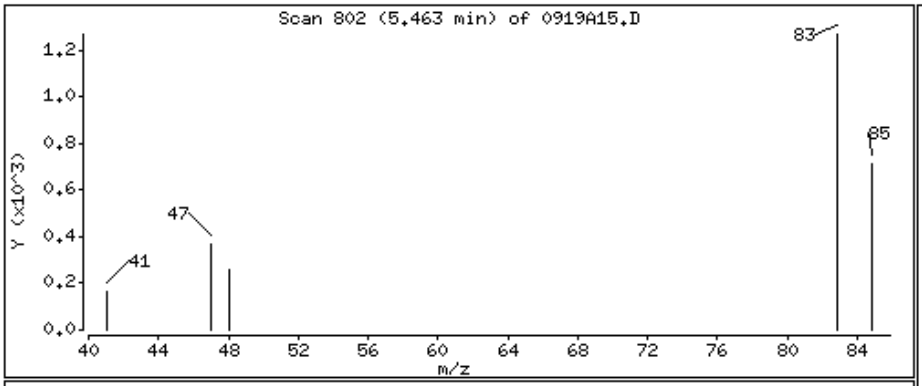

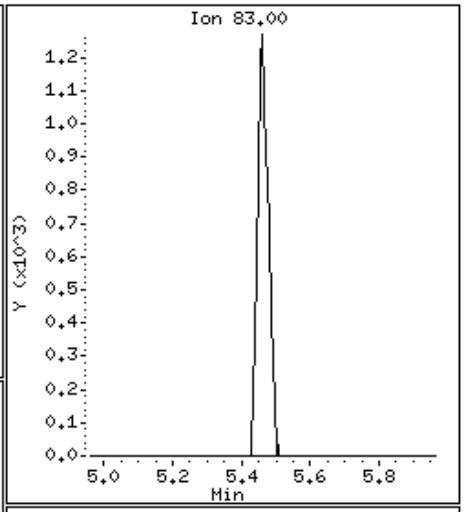

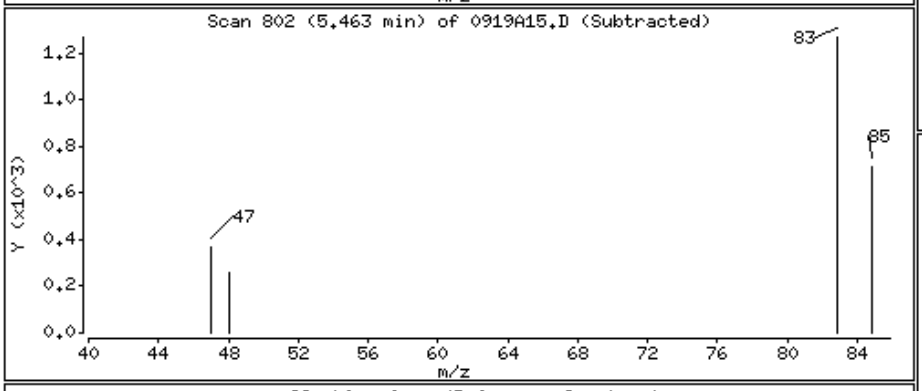

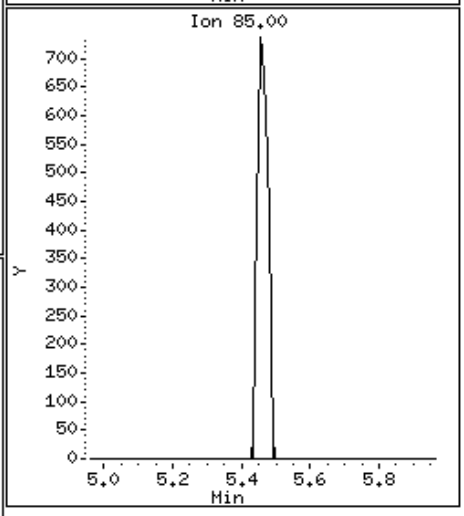

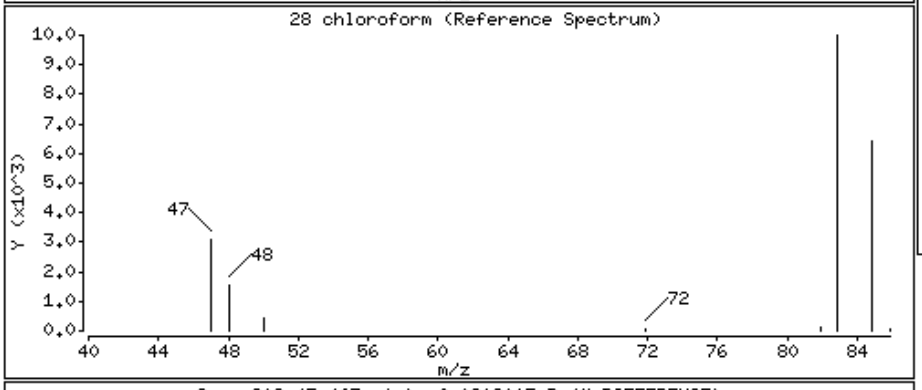

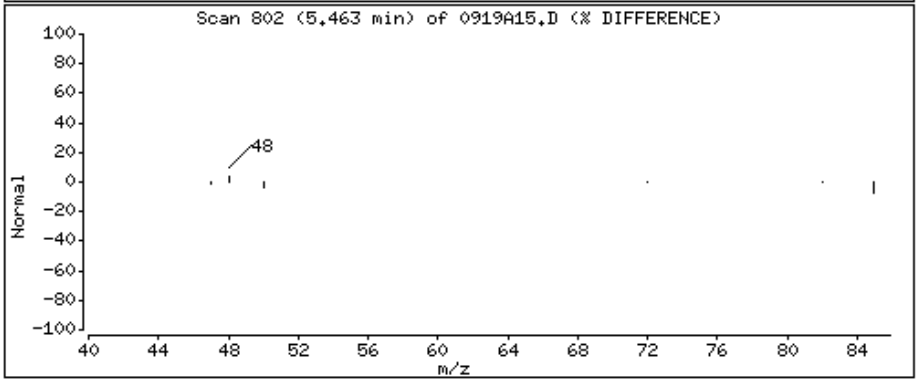

Alpha Analytical Labs

Manual Integration

Sample Info : l1421110-26,31,10,,c
wg723644,ical10058

Instrument ID : Voa105.i
Method : liq8260B.m
File : 0919A15.D
Injection Date : 19-SEP-2014 15:30
Quantitation : ISTD Integrator : HP RTE
Dilution Factor : 1.00 Sample Type: SAMPLE

This File has no version history.

//Orgserv2/ff/chem/GCMSVOA/Voa105.i/140919.b/original/0919A15.D

Alpha Analytical Labs

gc/ms voa - VOA105

Data file : \\Orgserv2\ff\chem\GCMSVOA\Voa105.i\140919.b\0919A16.D
Lab Smp Id:
Inj Date : 19-SEP-2014 15:58
Operator : PD Inst ID: Voa105.i
Smp Info : l1421110-27,31,10,,a
Misc Info : wg723644,ical10058
Comment :
Method : \\Orgserv2\ff\chem\GCMSVOA\Voa105.i\140919.b\liq8260B.m
Meth Date : 19-Sep-2014 14:58 pduczmalew Quant Type: ISTD
Cal Date : 04-SEP-2014 00:38 Cal File: 0903A13.D
Als bottle: 16
Dil Factor: 1.00000
Integrator: HP RTE Compound Sublist: NJTCL.sub
Target Version: 4.12
Processing Host: VIRTUALXP-76524

Concentration Formula: Amt * DF * CpndVariable
Cpnd Variable Local Compound Variable

		QUANT SIG					CONCENTRATIONS ON-COLUMN	FINAL	
	Compounds	MASS	RT	EXP RT	REL RT	RESPONSE	(ngs)	(ngs)	REVIEW CODE
	1 dichlorodifluoromethane	85	Compound Not Detected.						
	2 chloromethane	50	Compound Not Detected.						
	3 vinyl chloride	62	Compound Not Detected.						
	4 bromomethane	94	Compound Not Detected.						
	5 chloroethane	64	Compound Not Detected.						
	6 trichlorofluoromethane	101	2.789	2.794	(0.431)	1406	3.60677	3.606	
	8 1,1,-dichloroethene	96	Compound Not Detected.						
	9 carbon disulfide	76	Compound Not Detected.						
	10 freon-113	101	Compound Not Detected.						
	11 methylene chloride	84	Compound Not Detected.						
	13 acetone	43	3.945	3.945	(0.610)	5983	82.5113	82.511	
	14 trans-1,2-dichloroethene	96	Compound Not Detected.						
	15 Methyl Acetate	43	Compound Not Detected.						
	16 methyl tert butyl ether	73	Compound Not Detected.						
	19 1,1-dichloroethane	63	Compound Not Detected.						
	24 cis-1,2-dichloroethene	96	Compound Not Detected.						
	27 bromochloromethane	128	Compound Not Detected.						
	26 Cyclohexane	56	Compound Not Detected.						
	28 chloroform	83	5.457	5.462	(0.843)	2367	4.75209	4.752	
	30 carbontetrachloride	117	Compound Not Detected.						
$	32 dibromofluoromethane	113	5.642	5.648	(0.872)	32023	101.906	101.906	
	33 1,1,1-trichloroethane	97	Compound Not Detected.						
	34 2-butanone	43	Compound Not Detected.						
	36 benzene	78	Compound Not Detected.						
$	38 1,2-dichloroethane-d4	65	6.188	6.188	(0.956)	34166	113.782	113.782	
	39 1,2-dichloroethane	62	Compound Not Detected.						
*	41 flourobenzene	96	6.472	6.472	(1.000)	139683	100.000		
	42 methyl cyclohexane	83	Compound Not Detected.						

	Compounds	QUANT SIG MASS	RT	EXP RT	REL RT	RESPONSE	CONCENTRATIONS ON-COLUMN (ngs)	CONCENTRATIONS FINAL (ngs)	REVIEW CODE
	43 trichloroethene	95	6.641	6.641	(1.026)	1112	3.09738	3.097	
	46 1,2-dichloropropane	63	Compound Not Detected.						
	47 bromodichloromethane	83	Compound Not Detected.						
	49 1,4-Dioxane	88	Compound Not Detected.						
	52 cis-1,3-dichloropropene	75	Compound Not Detected.						
$	53 toluene-d8	98	8.179	8.180	(0.814)	137378	104.721	104.720	
	54 toluene	92	Compound Not Detected.						
	56 4-methyl-2-pentanone	58	Compound Not Detected.						
	55 tetrachloroethene	166	8.676	8.682	(0.864)	9837	27.2376	27.237	
	57 trans-1,3-dichloropropene	75	Compound Not Detected.						
	60 1,1,2-trichloroethane	83	Compound Not Detected.						
	61 chlorodibromomethane	129	Compound Not Detected.						
	64 1,2-dibromoethane	107	Compound Not Detected.						
	65 2-hexanone	43	Compound Not Detected.						
*	66 chlorobenzene-d5	117	10.046	10.040	(1.000)	118456	100.000		
	67 chlorobenzene	112	Compound Not Detected.						
	68 ethyl benzene	91	Compound Not Detected.						
	70 p/m xylene	106	Compound Not Detected.						
	71 o xylene	106	Compound Not Detected.						
	72 styrene	104	Compound Not Detected.						
	73 bromoform	173	Compound Not Detected.						
	74 isopropylbenzene	105	Compound Not Detected.						
$	75 4-bromofluorobenzene	95	11.464	11.464	(0.907)	59735	83.9172	83.917	
	79 1,1,2,2,-tetrachloroethane	83	Compound Not Detected.						
	92 1,3-dichlorobenzene	146	Compound Not Detected.						
*	93 1,4-dichlorobenzene-d4	152	12.643	12.643	(1.000)	68661	100.000		
	94 1,4-dichlorobenzene	146	Compound Not Detected.						
	97 1,2-dichlorobenzene	146	Compound Not Detected.						
	99 1,2-dibromo-3-chloropropane	75	Compound Not Detected.						
	102 1,2,4-trichlorobenzene	180	Compound Not Detected.						
	104 1,2,3-trichlorobenzene	180	Compound Not Detected.						

Alpha Analytical Labs

gc/ms voa - VOA105

Data file : \\Orgserv2\ff\chem\GCMSVOA\Voa105.i\140919.b\0919A16.D
Lab Smp Id:
Inj Date : 19-SEP-2014 15:58
Operator : PD Inst ID: Voa105.i
Smp Info : l1421110-27,31,10,,a
Misc Info : wg723644,ical10058
Comment :
Method : \\Orgserv2\ff\chem\GCMSVOA\Voa105.i\140919.b\liq8260B.m
Meth Date : 19-Sep-2014 14:58 pduczmalew Quant Type: ISTD
Cal Date : 04-SEP-2014 00:38 Cal File: 0903A13.D
Als bottle: 16
Dil Factor: 1.00000
Integrator: HP RTE Compound Sublist: NJTCL.sub
Target Version: 4.12
Processing Host: VIRTUALXP-76524

- NO TENTATIVELY IDENTIFIED COMPOUNDS -

Alpha Analytical Labs

INTERNAL STANDARD COMPOUNDS
AREA AND RT SUMMARY

Instrument ID: Voa105.i
Lab File ID: 0919A16.D
Lab Smp Id:
Analysis Type: VOA
Quant Type: ISTD
Operator: PD
Method File: \\Orgserv2\ff\chem\GCMSVOA\Voa105.i\140919.b\liq8260B.m
Misc Info: wg723644,ical10058

Calibration Date: 19-SEP-2014
Calibration Time: 09:28

Level: LOW
Sample Type: WATER

Test Mode:
Use Last Continuing Calibrator.
If Continuing Cal. use Initial Cal. Level 3

COMPOUND	STANDARD	AREA LIMIT LOWER	AREA LIMIT UPPER	SAMPLE	%DIFF
41 flourobenzene	177125	88563	354250	139683	-21.14
66 chlorobenzene-d5	159096	79548	318192	118456	-25.54
93 1,4-dichlorobenze	96748	48374	193496	68661	-29.03

COMPOUND	STANDARD	RT LIMIT LOWER	RT LIMIT UPPER	SAMPLE	%DIFF
41 flourobenzene	6.47	5.97	6.97	6.47	-0.00
66 chlorobenzene-d5	10.04	9.54	10.54	10.05	0.05
93 1,4-dichlorobenze	12.64	12.14	13.14	12.64	-0.00

AREA UPPER LIMIT = +100% of internal standard area.
AREA LOWER LIMIT = - 50% of internal standard area.
RT UPPER LIMIT = + 0.50 minutes of internal standard RT.
RT LOWER LIMIT = - 0.50 minutes of internal standard RT.

Alpha Analytical Labs

RECOVERY REPORT

Client Name: Client SDG: SDGa00307
Sample Matrix: LIQUID Fraction: VOA
Lab Smp Id:
Level: LOW Operator: PD
Data Type: MS DATA SampleType: SAMPLE
SpikeList File: curveall.spk Quant Type: ISTD
Sublist File: NJTCL.sub
Method File: \\Orgserv2\ff\chem\GCMSVOA\Voa105.i\140919.b\liq8260B.m
Misc Info: wg723644,ical10058

SURROGATE COMPOUND	AMOUNT ADDED ngs	AMOUNT RECOVERED ngs	% RECOVERED	LIMITS
$ 32 dibromofluorometha	100.000	101.906	101.91	70-130
$ 38 1,2-dichloroethane	100.000	113.782	113.78	70-130
$ 53 toluene-d8	100.000	104.720	104.72	70-130
$ 75 4-bromofluorobenze	100.000	83.917	83.92	70-130

Data File: \\Orgserv2\ff\chem\GCMSVOA\Voa105.i\140919.b\0919A16.D
Date : 19-SEP-2014 15:58
Client ID:
Instrument: Voa105.i
Sample Info: 11421110-27,31,10,,a
Purge Volume: 10.0
Operator: PD
Column phase:
Column diameter: 0.18

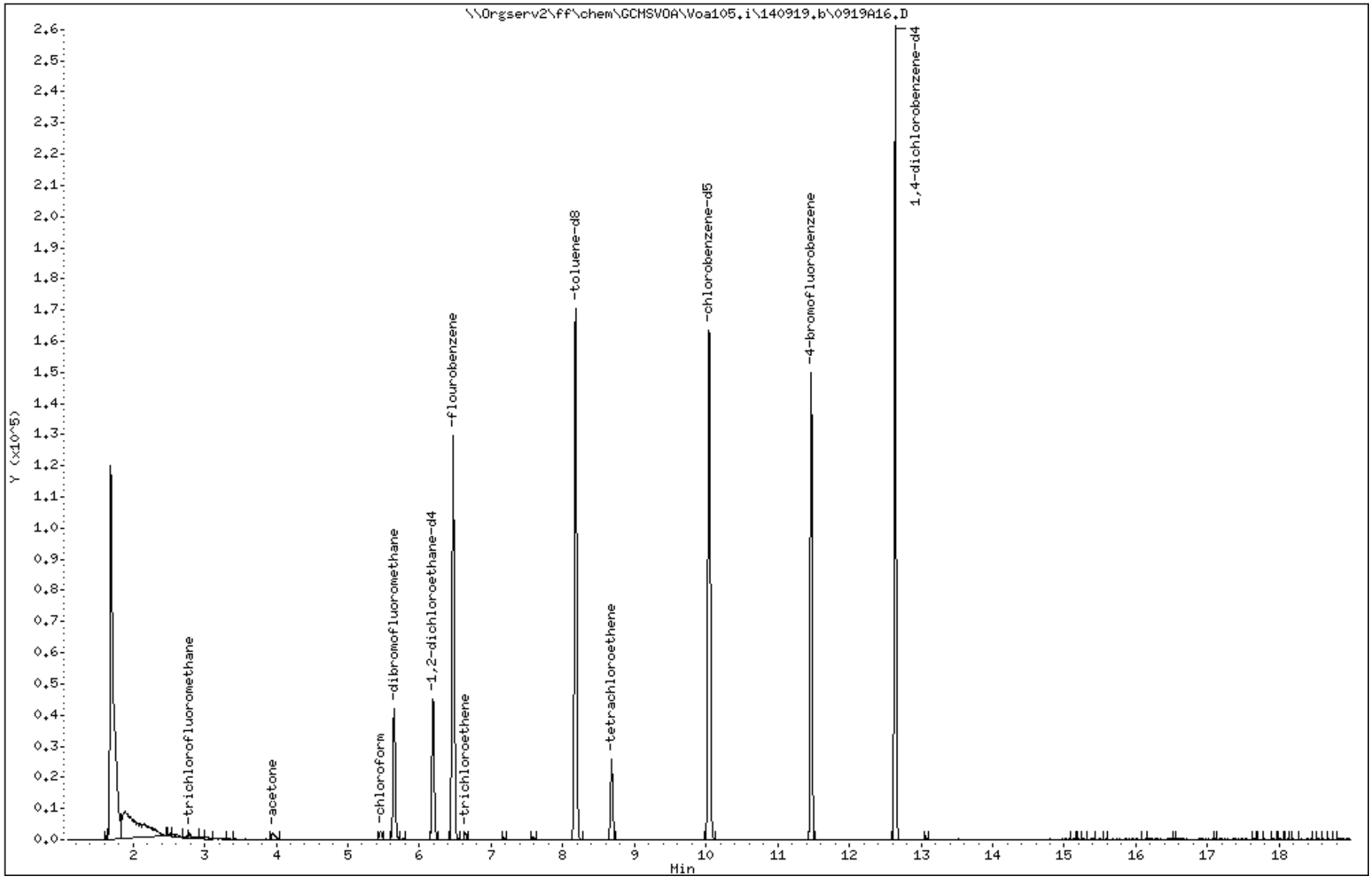

Data File: \\Orgserv2\ff\chem\GCMSVOA\Voa105.i\140919.b\0919A16.D

Date : 19-SEP-2014 15:58

Client ID:

Instrument: Voa105.i

Sample Info: l1421110-27,31,10,,a

Purge Volume: 10.0

Operator: PD

Column phase:

Column diameter: 0.18

6 trichlorofluoromethane

Concentration: 3.606 ngs

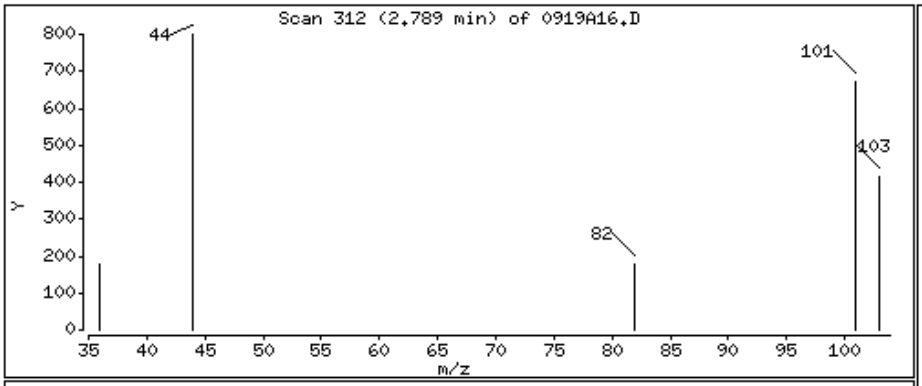

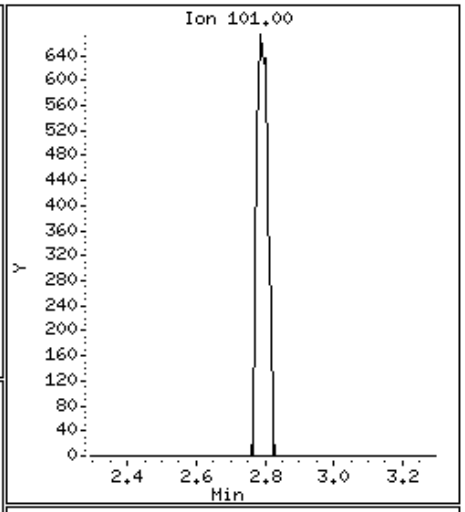

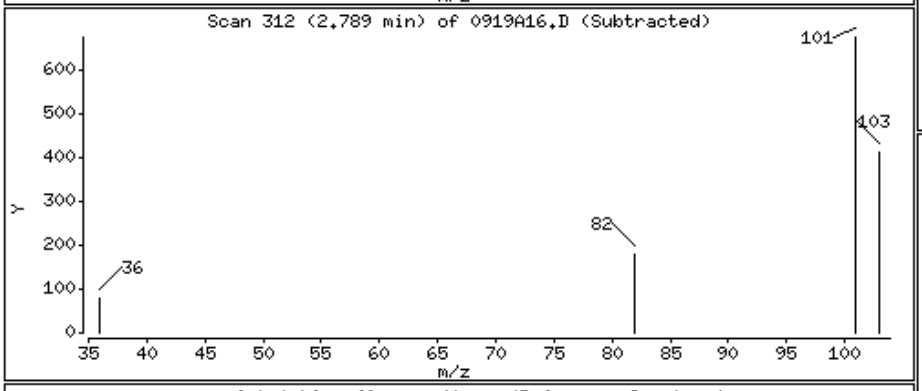

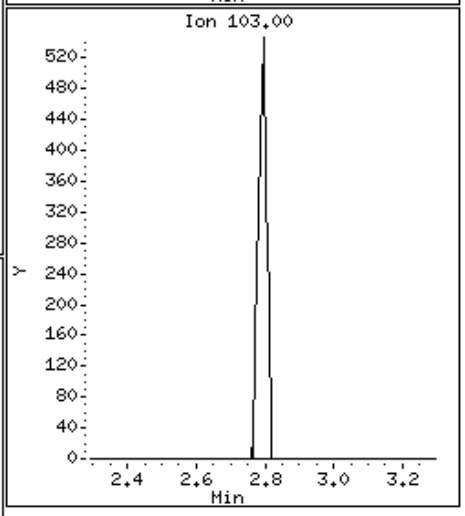

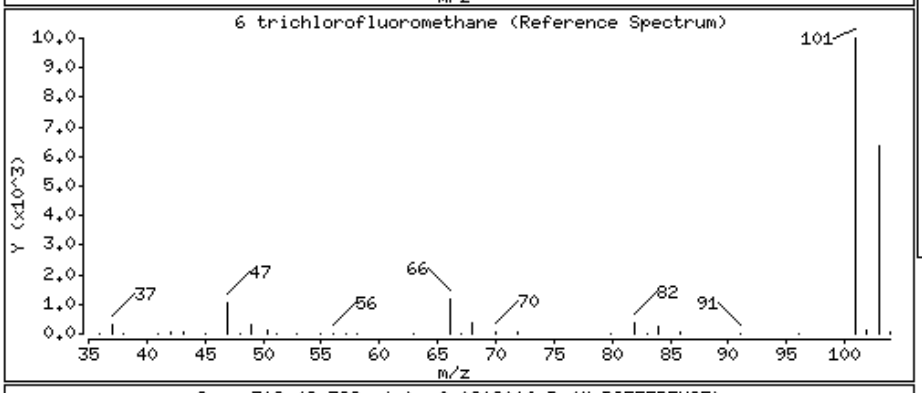

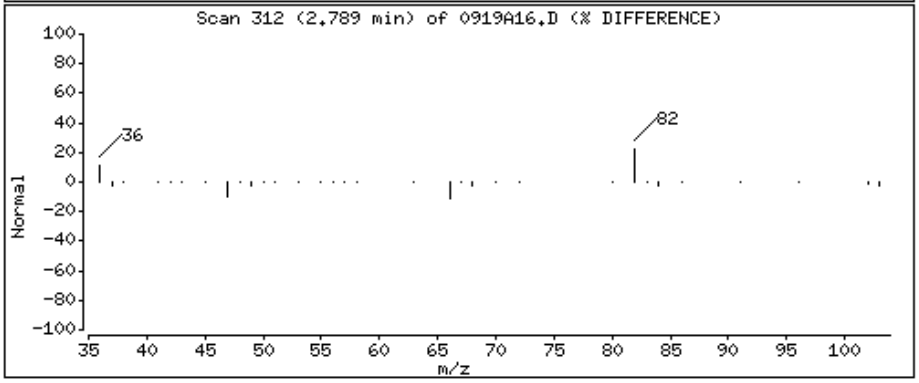

Data File: \\Orgserv2\ff\chem\GCMSVOA\Voa105.i\140919.b\0919A16.D

Date : 19-SEP-2014 15:58

Client ID:

Instrument: Voa105.i

Sample Info: l1421110-27,31,10,,a

Purge Volume: 10.0

Operator: PD

Column phase:

Column diameter: 0.18

13 acetone

Concentration: 82.511 ngs

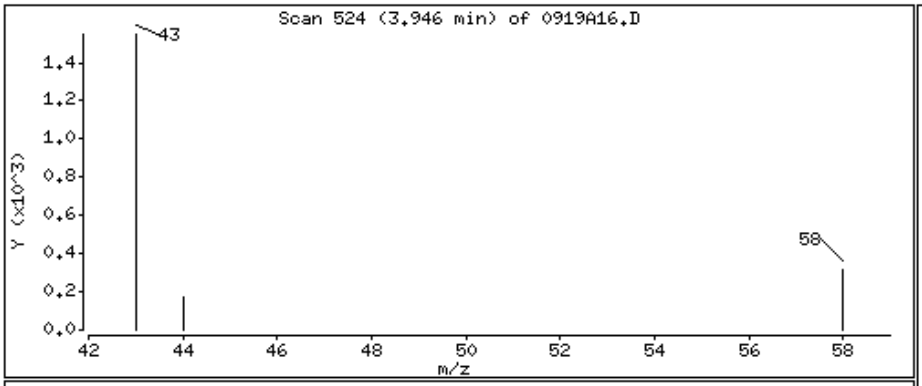

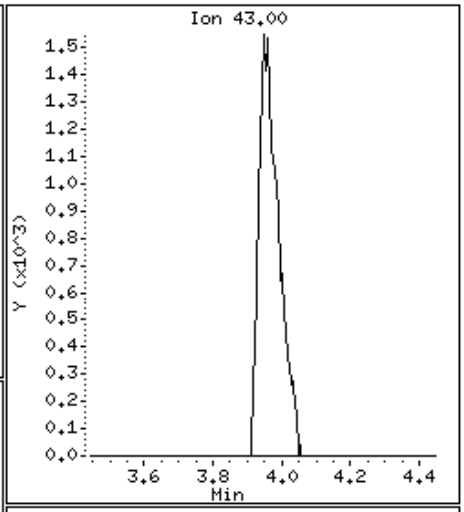

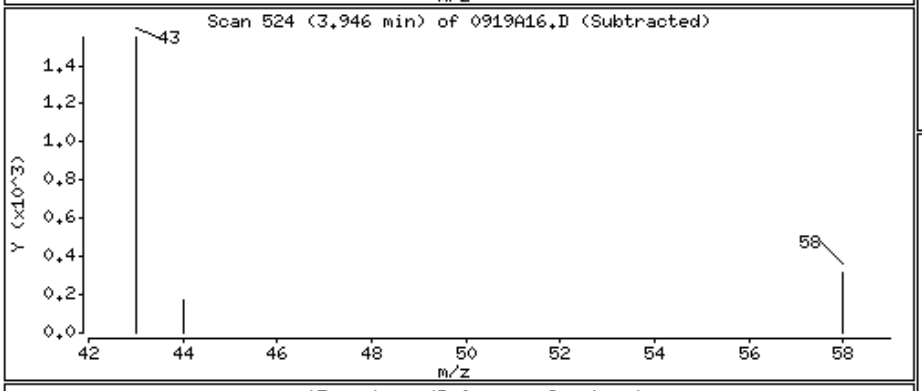

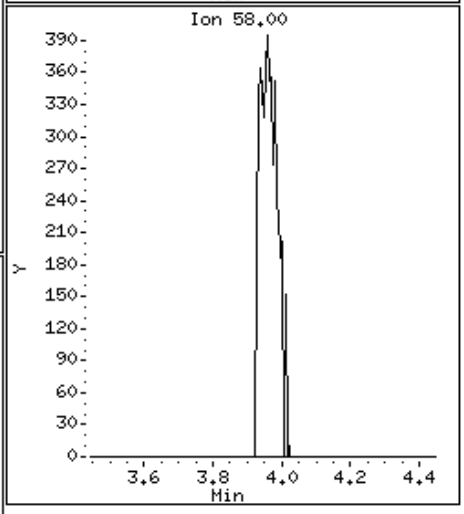

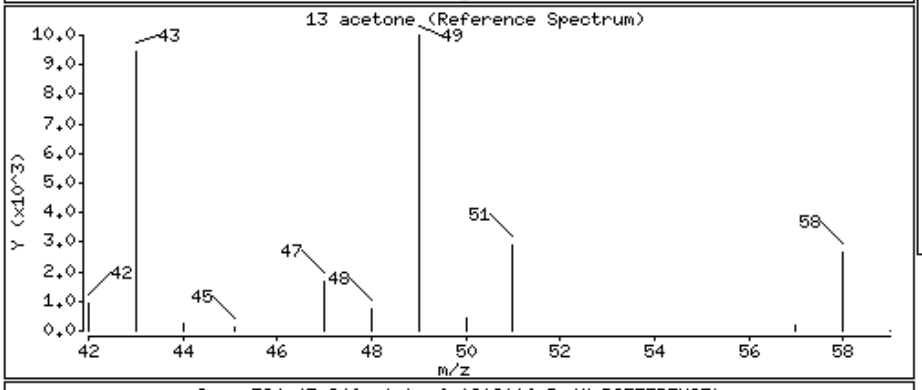

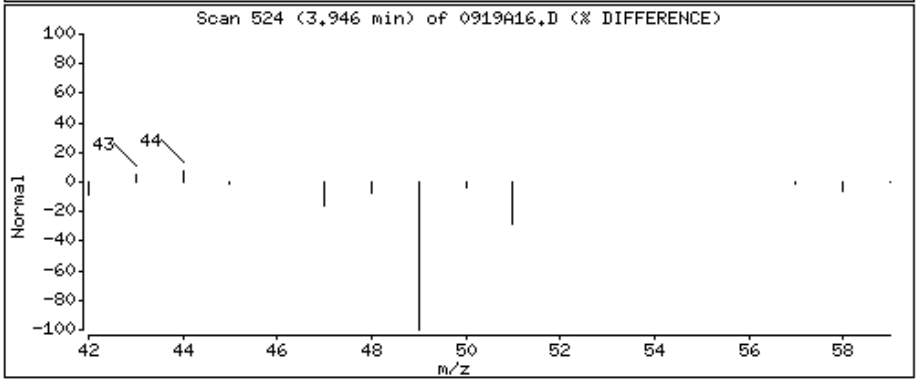

Data File: \\Orgserv2\ff\chem\GCMSVOA\Voa105.i\140919.b\0919A16.D

Date : 19-SEP-2014 15:58

Client ID:

Instrument: Voa105.i

Sample Info: l1421110-27,31,10,,a

Purge Volume: 10.0

Operator: PD

Column phase:

Column diameter: 0.18

28 chloroform

Concentration: 4.752 ngs

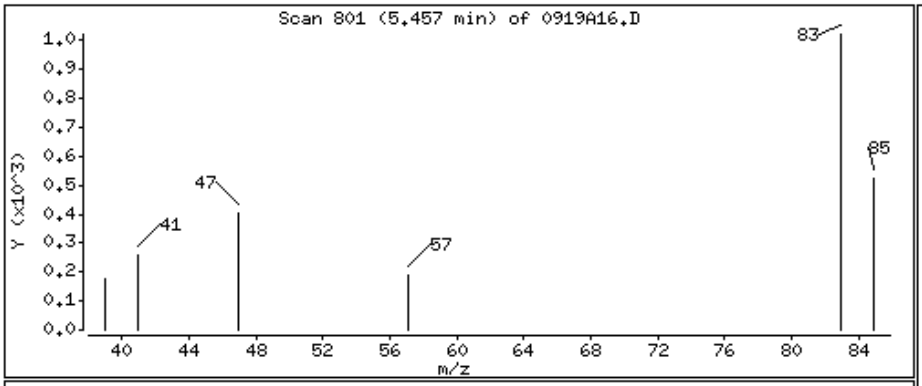

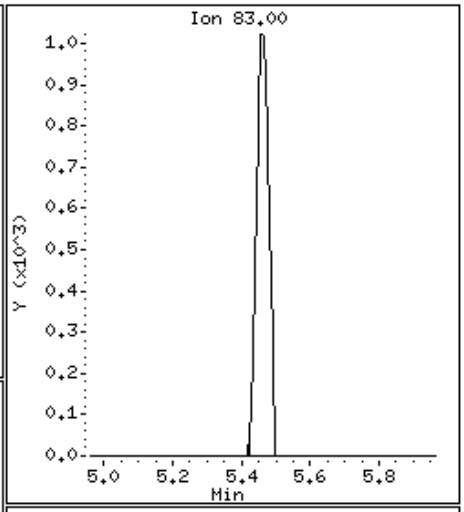

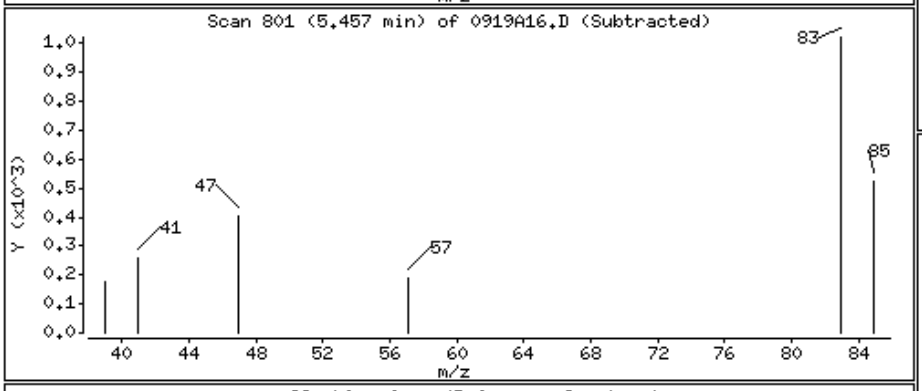

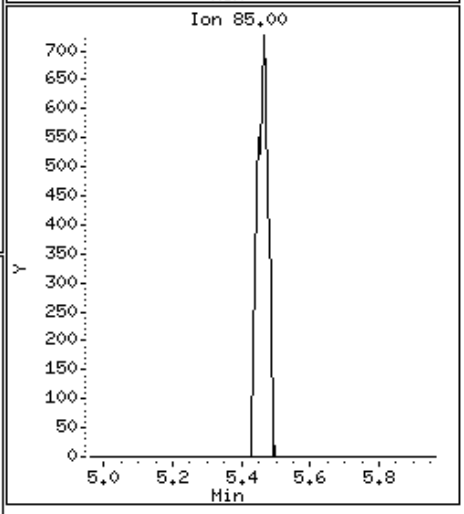

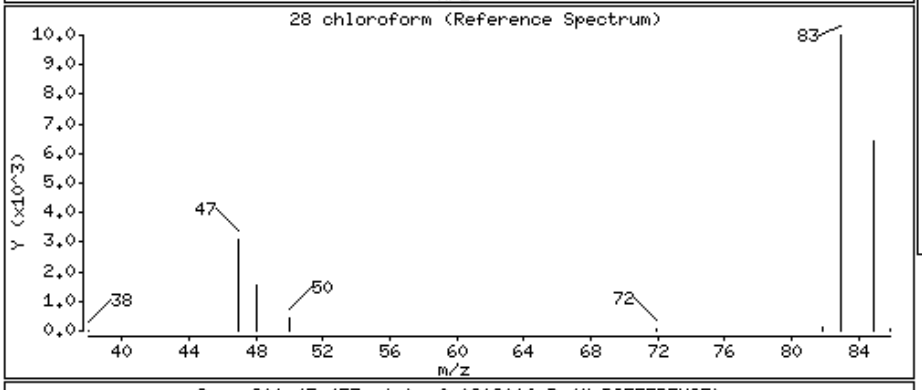

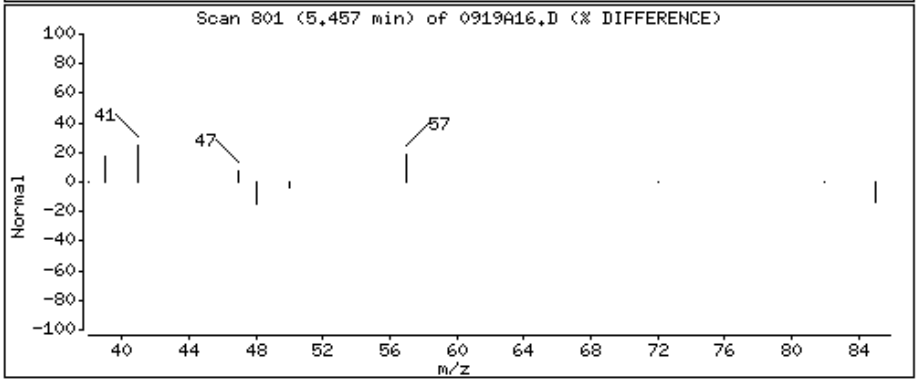

Data File: \\Orgserv2\ff\chem\GCMSVOA\Voa105.i\140919.b\0919A16.D

Date : 19-SEP-2014 15:58

Client ID:

Instrument: Voa105.i

Sample Info: l1421110-27,31,10,,a

Purge Volume: 10.0

Operator: PD

Column phase:

Column diameter: 0.18

43 trichloroethene

Concentration: 3.097 ngs

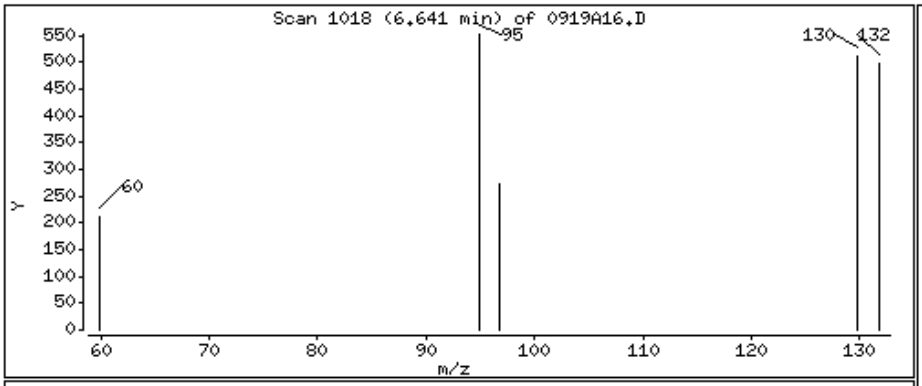

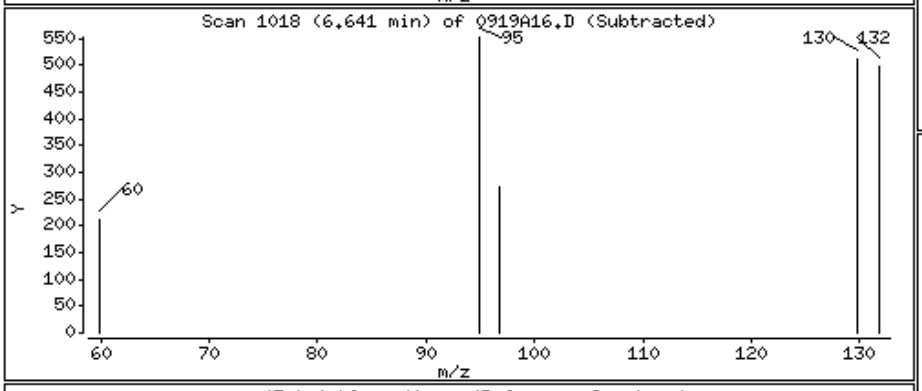

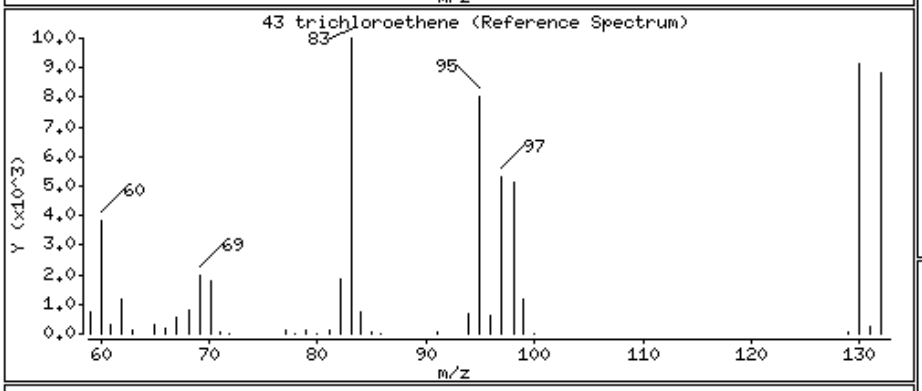

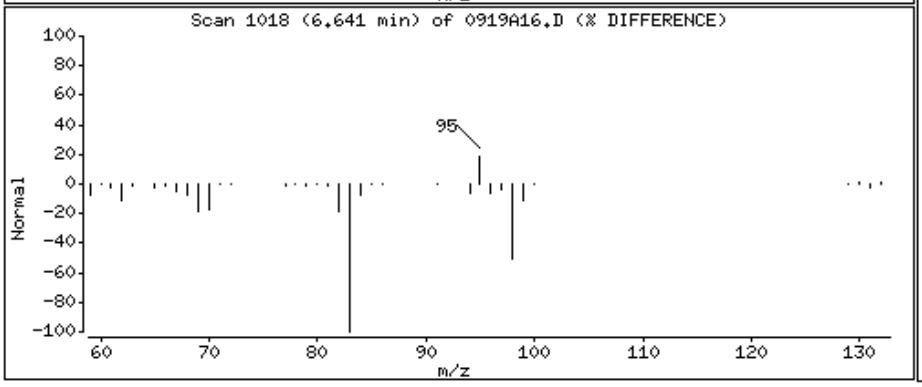

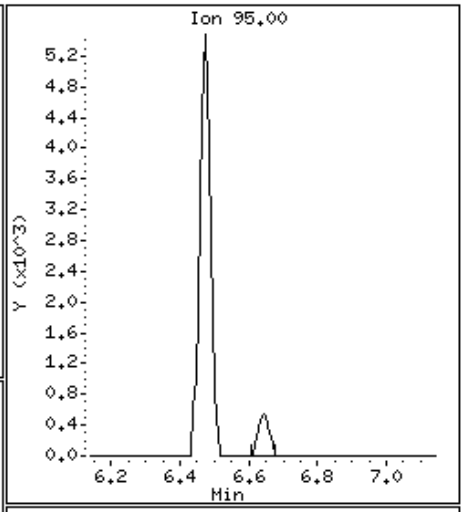

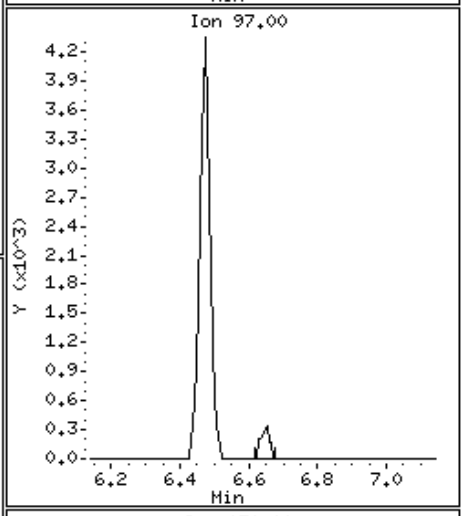

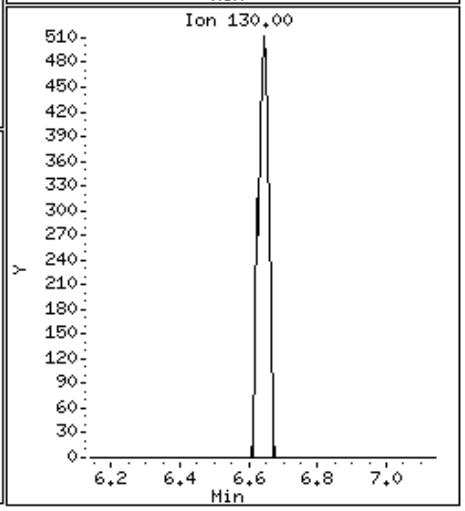

Data File: \\Orgserv2\ff\chem\GCMSVOA\Voa105.i\140919.b\0919A16.D

Date : 19-SEP-2014 15:58

Client ID:

Instrument: Voa105.i

Sample Info: l1421110-27,31,10,,a

Purge Volume: 10.0

Operator: PD

Column phase:

Column diameter: 0.18

55 tetrachloroethene

Concentration: 27.237 ngs

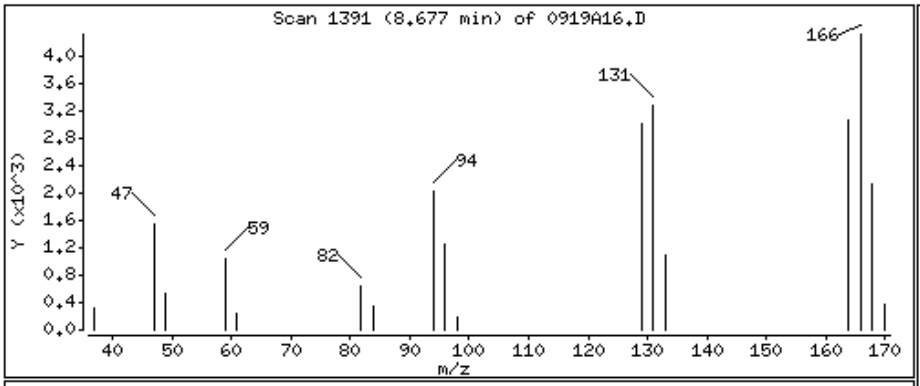

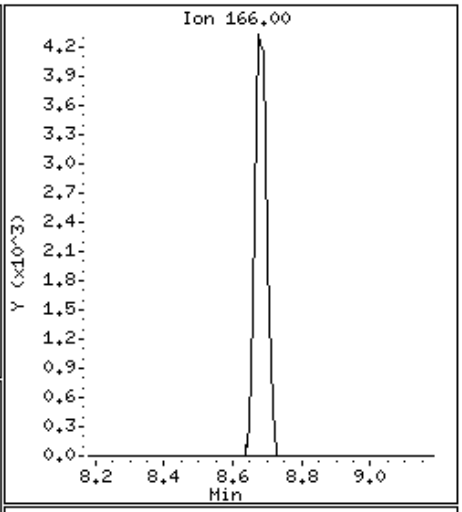

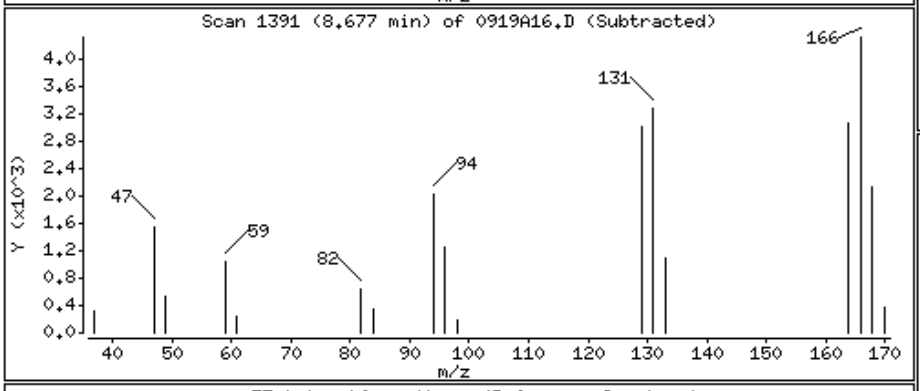

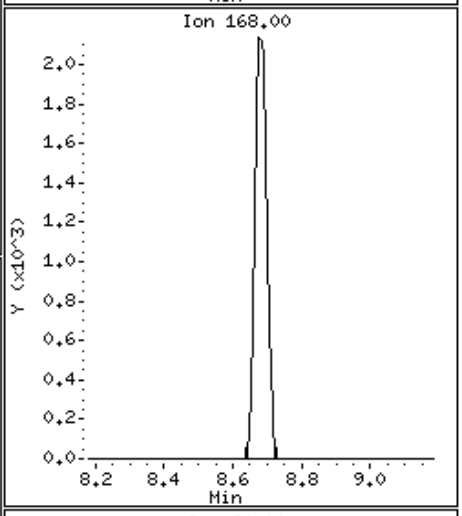

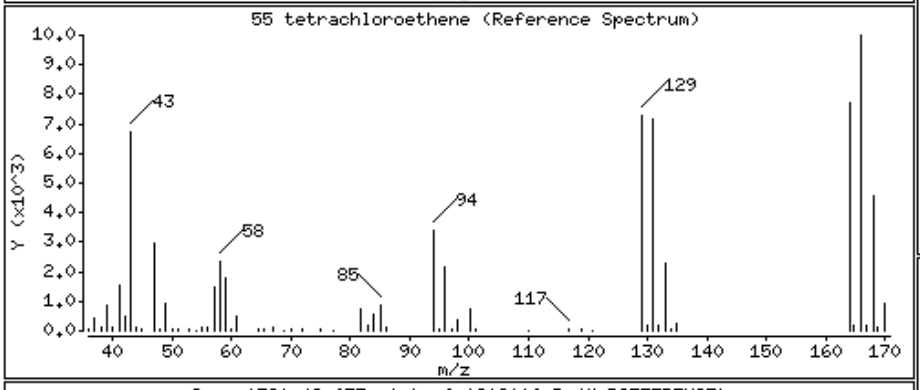

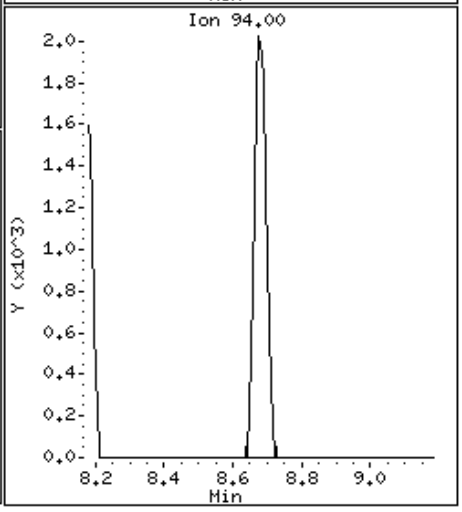

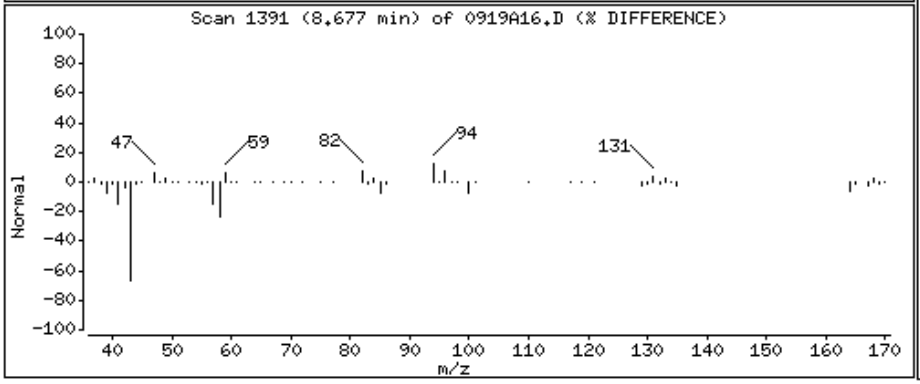

Alpha Analytical Labs

Manual Integration

Sample Info	: l1421110-27,31,10,,a wg723644,ical10058		
Instrument ID	: Voa105.i		
Method	: liq8260B.m		
File	: 0919A16.D		
Injection Date	: 19-SEP-2014 15:58		
Quantitation	: ISTD	Integrator :	HP RTE
Dilution Factor	: 1.00	Sample Type:	SAMPLE

This File has no version history.

//Orgserv2/ff/chem/GCMSVOA/Voa105.i/140919.b/original/0919A16.D

Alpha Analytical Labs

gc/ms voa - VOA105

Data file : \\Orgserv2\ff\chem\GCMSVOA\Voa105.i\140919.b\0919A17.D
Lab Smp Id:
Inj Date : 19-SEP-2014 16:26
Operator : PD Inst ID: Voa105.i
Smp Info : l1421110-28,31,10,,a
Misc Info : wg723644,ical10058
Comment :
Method : \\Orgserv2\ff\chem\GCMSVOA\Voa105.i\140919.b\liq8260B.m
Meth Date : 19-Sep-2014 14:58 pduczmalew Quant Type: ISTD
Cal Date : 04-SEP-2014 00:38 Cal File: 0903A13.D
Als bottle: 17
Dil Factor: 1.00000
Integrator: HP RTE Compound Sublist: NJTCL.sub
Target Version: 4.12
Processing Host: VIRTUALXP-76524

Concentration Formula: Amt * DF * CpndVariable
Cpnd Variable Local Compound Variable

			QUANT SIG					CONCENTRATIONS ON-COLUMN	FINAL	
		Compounds	MASS	RT	EXP RT	REL RT	RESPONSE	(ngs)	(ngs)	REVIEW CODE
	1	dichlorodifluoromethane	85	Compound Not Detected.						
	2	chloromethane	50	Compound Not Detected.						
	3	vinyl chloride	62	Compound Not Detected.						
	4	bromomethane	94	Compound Not Detected.						
	5	chloroethane	64	Compound Not Detected.						
	6	trichlorofluoromethane	101	Compound Not Detected.						
	8	1,1,-dichloroethene	96	Compound Not Detected.						
	9	carbon disulfide	76	Compound Not Detected.						
	10	freon-113	101	Compound Not Detected.						
	11	methylene chloride	84	Compound Not Detected.						
	13	acetone	43	3.951	3.945	(0.611)	5279	75.3971	75.397	
	14	trans-1,2-dichloroethene	96	Compound Not Detected.						
	15	Methyl Acetate	43	Compound Not Detected.						
	16	methyl tert butyl ether	73	Compound Not Detected.						
	19	1,1-dichloroethane	63	Compound Not Detected.						
	24	cis-1,2-dichloroethene	96	Compound Not Detected.						
	27	bromochloromethane	128	Compound Not Detected.						
	26	Cyclohexane	56	Compound Not Detected.						
	28	chloroform	83	5.462	5.462	(0.844)	504	1.04791	1.047	
	30	carbontetrachloride	117	Compound Not Detected.						
$	32	dibromofluoromethane	113	5.648	5.648	(0.873)	31202	102.832	102.832	
	33	1,1,1-trichloroethane	97	Compound Not Detected.						
	34	2-butanone	43	Compound Not Detected.						
	36	benzene	78	Compound Not Detected.						
$	38	1,2-dichloroethane-d4	65	6.188	6.188	(0.956)	33190	114.471	114.471	
	39	1,2-dichloroethane	62	Compound Not Detected.						
*	41	flourobenzene	96	6.472	6.472	(1.000)	134876	100.000		
	42	methyl cyclohexane	83	Compound Not Detected.						

	Compounds	QUANT SIG MASS	RT	EXP RT	REL RT	RESPONSE	CONCENTRATIONS ON-COLUMN (ngs)	CONCENTRATIONS FINAL (ngs)	REVIEW CODE
	43 trichloroethene	95	Compound Not Detected.						
	46 1,2-dichloropropane	63	Compound Not Detected.						
	47 bromodichloromethane	83	Compound Not Detected.						
	49 1,4-Dioxane	88	Compound Not Detected.						
	52 cis-1,3-dichloropropene	75	Compound Not Detected.						
$	53 toluene-d8	98	8.180	8.180	(0.814)	134154	106.159	106.158	
	54 toluene	92	Compound Not Detected.						
	56 4-methyl-2-pentanone	58	Compound Not Detected.						
	55 tetrachloroethene	166	Compound Not Detected.						
	57 trans-1,3-dichloropropene	75	Compound Not Detected.						
	60 1,1,2-trichloroethane	83	Compound Not Detected.						
	61 chlorodibromomethane	129	Compound Not Detected.						
	64 1,2-dibromoethane	107	Compound Not Detected.						
	65 2-hexanone	43	Compound Not Detected.						
*	66 chlorobenzene-d5	117	10.046	10.040	(1.000)	114109	100.000		
	67 chlorobenzene	112	Compound Not Detected.						
	68 ethyl benzene	91	Compound Not Detected.						
	70 p/m xylene	106	Compound Not Detected.						
	71 o xylene	106	Compound Not Detected.						
	72 styrene	104	Compound Not Detected.						
	73 bromoform	173	Compound Not Detected.						
	74 isopropylbenzene	105	Compound Not Detected.						
$	75 4-bromofluorobenzene	95	11.470	11.464	(0.907)	58801	86.8900	86.890	
	79 1,1,2,2,-tetrachloroethane	83	Compound Not Detected.						
	92 1,3-dichlorobenzene	146	Compound Not Detected.						
*	93 1,4-dichlorobenzene-d4	152	12.643	12.643	(1.000)	65275	100.000		
	94 1,4-dichlorobenzene	146	Compound Not Detected.						
	97 1,2-dichlorobenzene	146	Compound Not Detected.						
	99 1,2-dibromo-3-chloropropane	75	Compound Not Detected.						
	102 1,2,4-trichlorobenzene	180	Compound Not Detected.						
	104 1,2,3-trichlorobenzene	180	Compound Not Detected.						

Alpha Analytical Labs

gc/ms voa - VOA105

Data file : \\Orgserv2\ff\chem\GCMSVOA\Voa105.i\140919.b\0919A17.D
Lab Smp Id:
Inj Date : 19-SEP-2014 16:26
Operator : PD Inst ID: Voa105.i
Smp Info : l1421110-28,31,10,,a
Misc Info : wg723644,ical10058
Comment :
Method : \\Orgserv2\ff\chem\GCMSVOA\Voa105.i\140919.b\liq8260B.m
Meth Date : 19-Sep-2014 14:58 pduczmalew Quant Type: ISTD
Cal Date : 04-SEP-2014 00:38 Cal File: 0903A13.D
Als bottle: 17
Dil Factor: 1.00000
Integrator: HP RTE Compound Sublist: NJTCL.sub
Target Version: 4.12
Processing Host: VIRTUALXP-76524

- NO TENTATIVELY IDENTIFIED COMPOUNDS -

Alpha Analytical Labs

INTERNAL STANDARD COMPOUNDS
AREA AND RT SUMMARY

Instrument ID: Voa105.i
Lab File ID: 0919A17.D
Lab Smp Id:
Analysis Type: VOA
Quant Type: ISTD
Operator: PD
Method File: \\Orgserv2\ff\chem\GCMSVOA\Voa105.i\140919.b\liq8260B.m
Misc Info: wg723644,ical10058

Calibration Date: 19-SEP-2014
Calibration Time: 09:28

Level: LOW
Sample Type: WATER

Test Mode:
Use Last Continuing Calibrator.
If Continuing Cal. use Initial Cal. Level 3

COMPOUND	STANDARD	AREA LIMIT LOWER	AREA LIMIT UPPER	SAMPLE	%DIFF
41 flourobenzene	177125	88563	354250	134876	-23.85
66 chlorobenzene-d5	159096	79548	318192	114109	-28.28
93 1,4-dichlorobenze	96748	48374	193496	65275	-32.53

COMPOUND	STANDARD	RT LIMIT LOWER	RT LIMIT UPPER	SAMPLE	%DIFF
41 flourobenzene	6.47	5.97	6.97	6.47	0.00
66 chlorobenzene-d5	10.04	9.54	10.54	10.05	0.05
93 1,4-dichlorobenze	12.64	12.14	13.14	12.64	0.00

AREA UPPER LIMIT = +100% of internal standard area.
AREA LOWER LIMIT = - 50% of internal standard area.
RT UPPER LIMIT = + 0.50 minutes of internal standard RT.
RT LOWER LIMIT = - 0.50 minutes of internal standard RT.

Alpha Analytical Labs

RECOVERY REPORT

Client Name: Client SDG: SDGa00307
Sample Matrix: LIQUID Fraction: VOA
Lab Smp Id:
Level: LOW Operator: PD
Data Type: MS DATA SampleType: SAMPLE
SpikeList File: curveall.spk Quant Type: ISTD
Sublist File: NJTCL.sub
Method File: \\Orgserv2\ff\chem\GCMSVOA\Voa105.i\140919.b\liq8260B.m
Misc Info: wg723644,ical10058

SURROGATE COMPOUND	AMOUNT ADDED ngs	AMOUNT RECOVERED ngs	% RECOVERED	LIMITS
$ 32 dibromofluorometha	100.000	102.832	102.83	70-130
$ 38 1,2-dichloroethane	100.000	114.471	114.47	70-130
$ 53 toluene-d8	100.000	106.158	106.16	70-130
$ 75 4-bromofluorobenze	100.000	86.890	86.89	70-130

Data File: \\Orgserv2\ff\chem\GCMSVOA\Voa105.i\140919.b\0919A17.D
Date : 19-SEP-2014 16:26
Client ID:
Sample Info: 11421110-28,31,10,,a
Purge Volume: 10.0
Column phase:

Instrument: Voa105.i
Operator: PD
Column diameter: 0.18

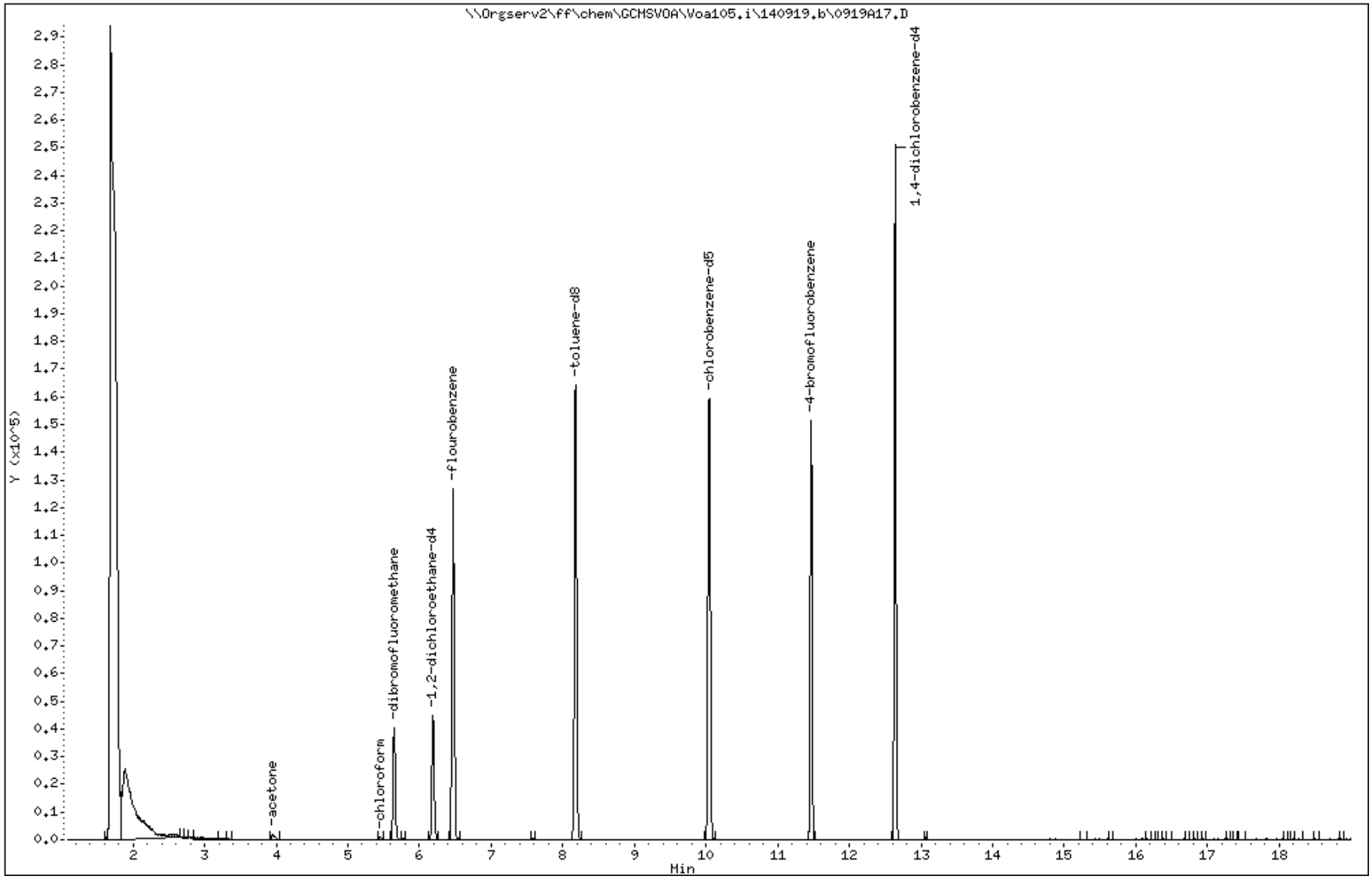

Data File: \\Orgserv2\ff\chem\GCMSVOA\Voa105.i\140919.b\0919A17.D

Date : 19-SEP-2014 16:26

Client ID:

Instrument: Voa105.i

Sample Info: l1421110-28,31,10,,a

Purge Volume: 10.0

Operator: PD

Column phase:

Column diameter: 0.18

13 acetone

Concentration: 75.397 ngs

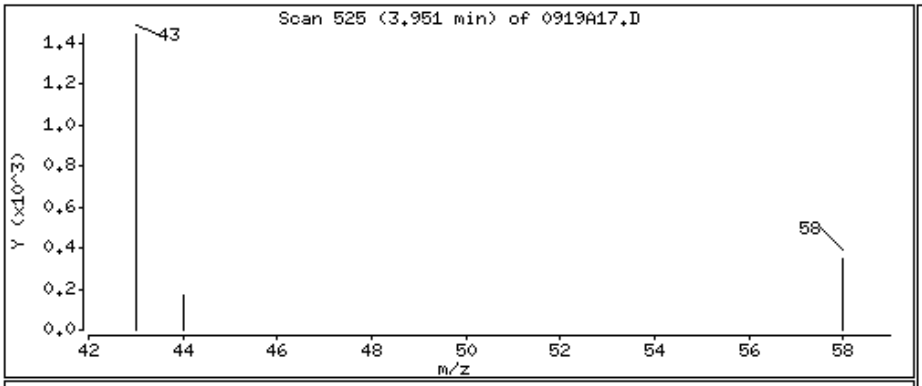

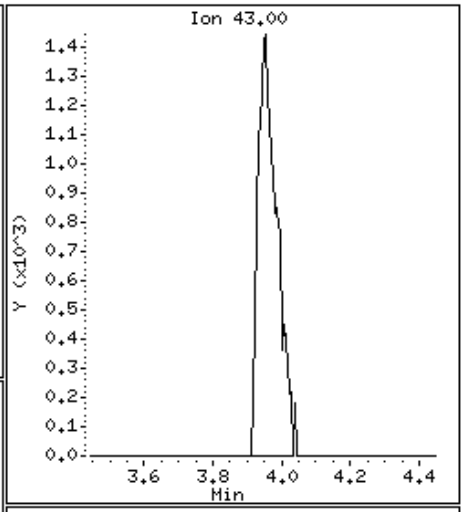

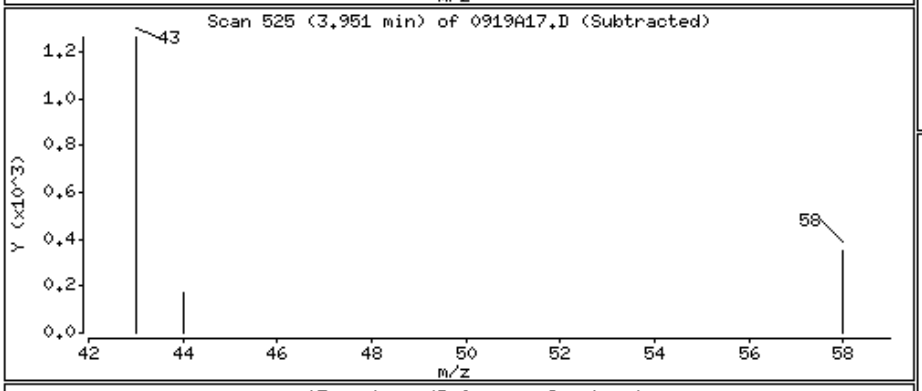

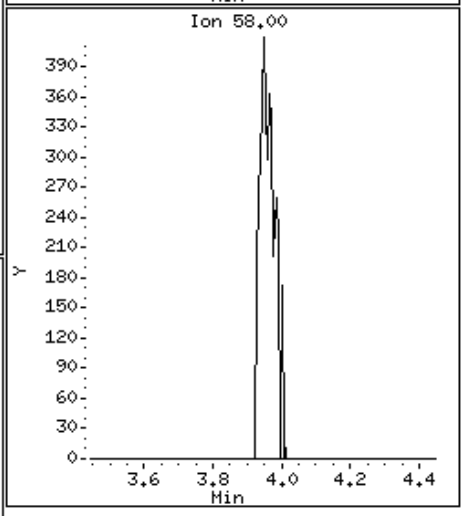

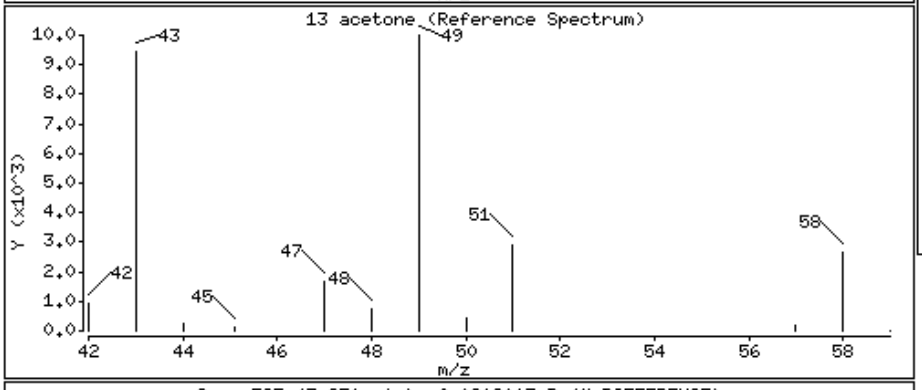

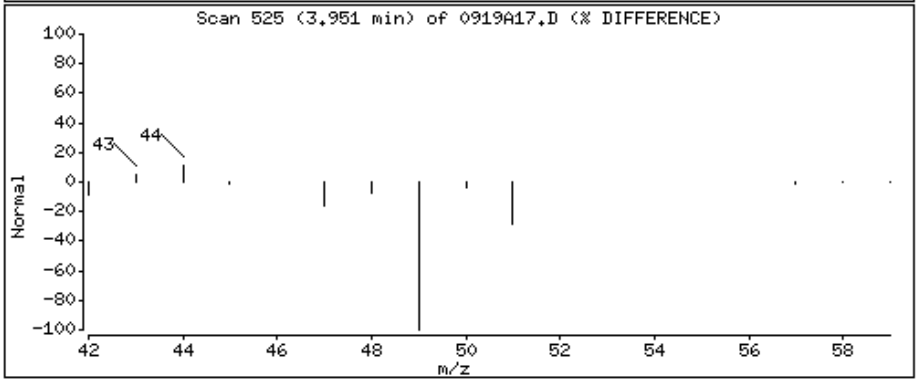

Data File: \\Orgserv2\ff\chem\GCMSVOA\Voa105.i\140919.b\0919A17.D

Date : 19-SEP-2014 16:26

Client ID:

Instrument: Voa105.i

Sample Info: l1421110-28,31,10,,a

Purge Volume: 10.0

Operator: PD

Column phase:

Column diameter: 0.18

28 chloroform

Concentration: 1.047 ngs

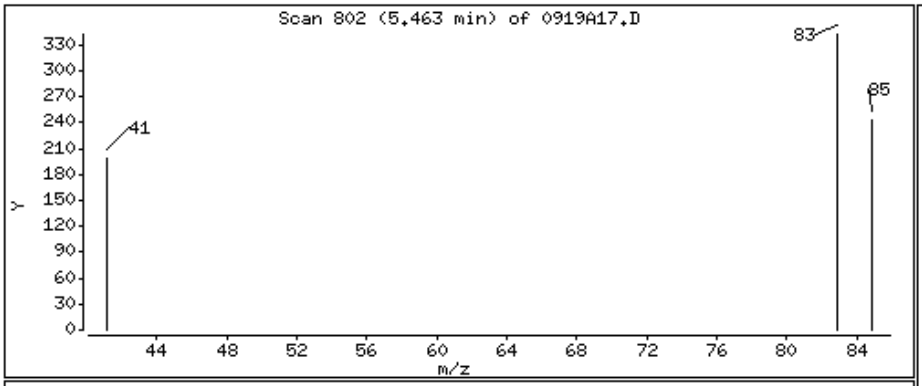

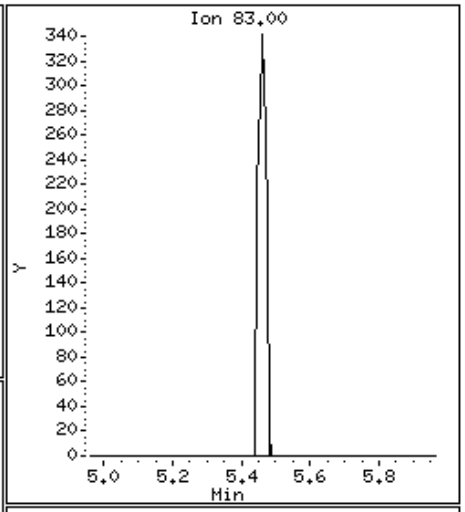

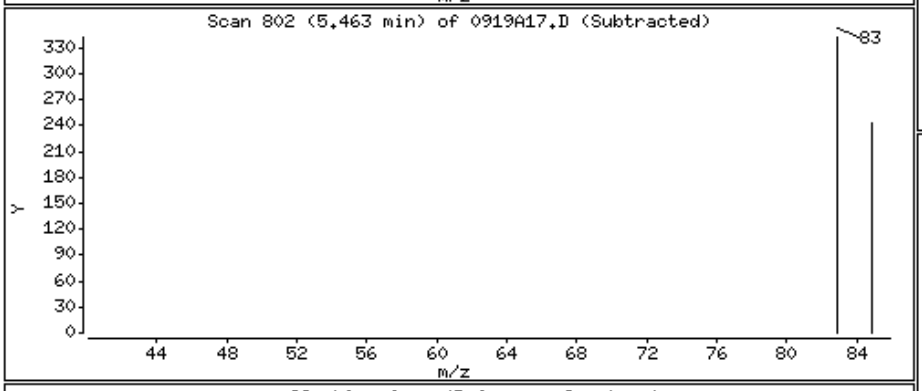

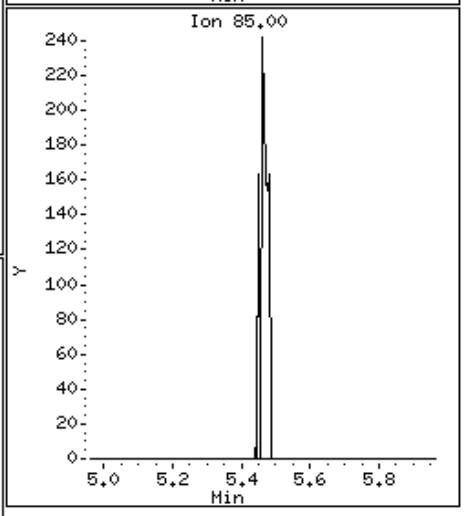

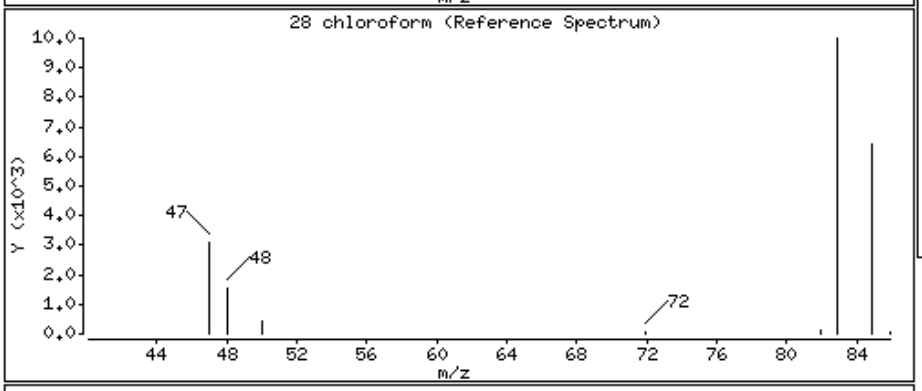

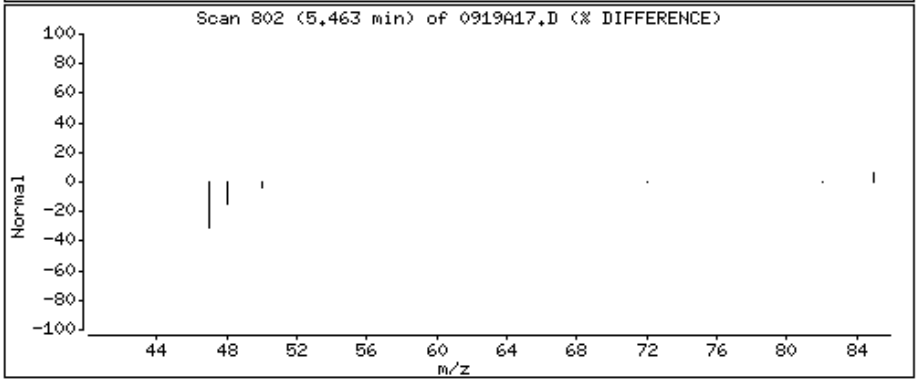

Alpha Analytical Labs

Manual Integration

Sample Info	: l1421110-28,31,10,,a wg723644,ical10058		
Instrument ID	: Voa105.i		
Method	: liq8260B.m		
File	: 0919A17.D		
Injection Date	: 19-SEP-2014 16:26		
Quantitation	: ISTD	Integrator :	HP RTE
Dilution Factor	: 1.00	Sample Type:	SAMPLE

This File has no version history.

//Orgserv2/ff/chem/GCMSVOA/Voa105.i/140919.b/original/0919A17.D

Alpha Analytical Labs

gc/ms voa - VOA105

Data file : \\Orgserv2\ff\chem\GCMSVOA\Voa105.i\140919.b\0919A18.D
Lab Smp Id:
Inj Date : 19-SEP-2014 16:53
Operator : PD Inst ID: Voa105.i
Smp Info : l1421110-29,31,10,,a
Misc Info : wg723644,ical10058
Comment :
Method : \\Orgserv2\ff\chem\GCMSVOA\Voa105.i\140919.b\liq8260B.m
Meth Date : 19-Sep-2014 14:58 pduczmalew Quant Type: ISTD
Cal Date : 04-SEP-2014 00:38 Cal File: 0903A13.D
Als bottle: 18
Dil Factor: 1.00000
Integrator: HP RTE Compound Sublist: NJTCL.sub
Target Version: 4.12
Processing Host: VIRTUALXP-76524

Concentration Formula: Amt * DF * CpndVariable
Cpnd Variable Local Compound Variable

	Compounds	QUANT SIG MASS	RT	EXP RT	REL RT	RESPONSE	CONCENTRATIONS ON-COLUMN (ngs)	FINAL (ngs)	REVIEW CODE
	1 dichlorodifluoromethane	85	Compound Not Detected.						
	2 chloromethane	50	Compound Not Detected.						
	3 vinyl chloride	62	Compound Not Detected.						
	4 bromomethane	94	Compound Not Detected.						
	5 chloroethane	64	Compound Not Detected.						
	6 trichlorofluoromethane	101	Compound Not Detected.						
	8 1,1,-dichloroethene	96	Compound Not Detected.						
	9 carbon disulfide	76	Compound Not Detected.						
	10 freon-113	101	Compound Not Detected.						
	11 methylene chloride	84	Compound Not Detected.						
	13 acetone	43	3.951	3.945	(0.611)	6515	97.3582	97.358	
	14 trans-1,2-dichloroethene	96	Compound Not Detected.						
	15 Methyl Acetate	43	Compound Not Detected.						
	16 methyl tert butyl ether	73	Compound Not Detected.						
	19 1,1-dichloroethane	63	Compound Not Detected.						
	24 cis-1,2-dichloroethene	96	Compound Not Detected.						
	27 bromochloromethane	128	Compound Not Detected.						
	26 Cyclohexane	56	Compound Not Detected.						
	28 chloroform	83	5.462	5.462	(0.844)	1794	3.90277	3.902	
	30 carbontetrachloride	117	Compound Not Detected.						
$	32 dibromofluoromethane	113	5.642	5.648	(0.872)	29158	100.545	100.544	
	33 1,1,1-trichloroethane	97	Compound Not Detected.						
	34 2-butanone	43	Compound Not Detected.						
	36 benzene	78	Compound Not Detected.						
$	38 1,2-dichloroethane-d4	65	6.188	6.188	(0.956)	31969	115.365	115.364	
	39 1,2-dichloroethane	62	Compound Not Detected.						
*	41 flourobenzene	96	6.472	6.472	(1.000)	128908	100.000		
	42 methyl cyclohexane	83	Compound Not Detected.						

	Compounds	QUANT SIG MASS	RT	EXP RT	REL RT	RESPONSE	CONCENTRATIONS ON-COLUMN (ngs)	CONCENTRATIONS FINAL (ngs)	REVIEW CODE
	43 trichloroethene	95	6.641	6.641	(1.026)	1725	5.20647	5.206	
	46 1,2-dichloropropane	63	Compound Not Detected.						
	47 bromodichloromethane	83	Compound Not Detected.						
	49 1,4-Dioxane	88	Compound Not Detected.						
	52 cis-1,3-dichloropropene	75	Compound Not Detected.						
$	53 toluene-d8	98	8.180	8.180	(0.814)	127349	107.048	107.048	
	54 toluene	92	Compound Not Detected.						
	56 4-methyl-2-pentanone	58	Compound Not Detected.						
	55 tetrachloroethene	166	Compound Not Detected.						
	57 trans-1,3-dichloropropene	75	Compound Not Detected.						
	60 1,1,2-trichloroethane	83	Compound Not Detected.						
	61 chlorodibromomethane	129	Compound Not Detected.						
	64 1,2-dibromoethane	107	Compound Not Detected.						
	65 2-hexanone	43	Compound Not Detected.						
*	66 chlorobenzene-d5	117	10.046	10.040	(1.000)	107421	100.000		
	67 chlorobenzene	112	Compound Not Detected.						
	68 ethyl benzene	91	Compound Not Detected.						
	70 p/m xylene	106	Compound Not Detected.						
	71 o xylene	106	Compound Not Detected.						
	72 styrene	104	Compound Not Detected.						
	73 bromoform	173	Compound Not Detected.						
	74 isopropylbenzene	105	Compound Not Detected.						
$	75 4-bromofluorobenzene	95	11.464	11.464	(0.907)	55847	86.2691	86.269	
	79 1,1,2,2,-tetrachloroethane	83	Compound Not Detected.						
	92 1,3-dichlorobenzene	146	Compound Not Detected.						
*	93 1,4-dichlorobenzene-d4	152	12.643	12.643	(1.000)	62442	100.000		
	94 1,4-dichlorobenzene	146	Compound Not Detected.						
	97 1,2-dichlorobenzene	146	Compound Not Detected.						
	99 1,2-dibromo-3-chloropropane	75	Compound Not Detected.						
	102 1,2,4-trichlorobenzene	180	Compound Not Detected.						
	104 1,2,3-trichlorobenzene	180	Compound Not Detected.						

Alpha Analytical Labs

gc/ms voa - VOA105

Data file : \\Orgserv2\ff\chem\GCMSVOA\Voa105.i\140919.b\0919A18.D
Lab Smp Id:
Inj Date : 19-SEP-2014 16:53
Operator : PD Inst ID: Voa105.i
Smp Info : l1421110-29,31,10,,a
Misc Info : wg723644,ical10058
Comment :
Method : \\Orgserv2\ff\chem\GCMSVOA\Voa105.i\140919.b\liq8260B.m
Meth Date : 19-Sep-2014 14:58 pduczmalew Quant Type: ISTD
Cal Date : 04-SEP-2014 00:38 Cal File: 0903A13.D
Als bottle: 18
Dil Factor: 1.00000
Integrator: HP RTE Compound Sublist: NJTCL.sub
Target Version: 4.12
Processing Host: VIRTUALXP-76524

- NO TENTATIVELY IDENTIFIED COMPOUNDS -

Alpha Analytical Labs

INTERNAL STANDARD COMPOUNDS
AREA AND RT SUMMARY

Instrument ID: Voa105.i
Lab File ID: 0919A18.D
Lab Smp Id:
Analysis Type: VOA
Quant Type: ISTD
Operator: PD
Method File: \\Orgserv2\ff\chem\GCMSVOA\Voa105.i\140919.b\liq8260B.m
Misc Info: wg723644,ical10058

Calibration Date: 19-SEP-2014
Calibration Time: 09:28

Level: LOW
Sample Type: WATER

Test Mode:
Use Last Continuing Calibrator.
If Continuing Cal. use Initial Cal. Level 3

COMPOUND	STANDARD	AREA LIMIT LOWER	AREA LIMIT UPPER	SAMPLE	%DIFF
41 flourobenzene	177125	88563	354250	128908	-27.22
66 chlorobenzene-d5	159096	79548	318192	107421	-32.48
93 1,4-dichlorobenze	96748	48374	193496	62442	-35.46

COMPOUND	STANDARD	RT LIMIT LOWER	RT LIMIT UPPER	SAMPLE	%DIFF
41 flourobenzene	6.47	5.97	6.97	6.47	-0.00
66 chlorobenzene-d5	10.04	9.54	10.54	10.05	0.05
93 1,4-dichlorobenze	12.64	12.14	13.14	12.64	0.00

AREA UPPER LIMIT = +100% of internal standard area.
AREA LOWER LIMIT = - 50% of internal standard area.
RT UPPER LIMIT = + 0.50 minutes of internal standard RT.
RT LOWER LIMIT = - 0.50 minutes of internal standard RT.

Alpha Analytical Labs

RECOVERY REPORT

Client Name: Client SDG: SDGa00307
Sample Matrix: LIQUID Fraction: VOA
Lab Smp Id:
Level: LOW Operator: PD
Data Type: MS DATA SampleType: SAMPLE
SpikeList File: curveall.spk Quant Type: ISTD
Sublist File: NJTCL.sub
Method File: \\Orgserv2\ff\chem\GCMSVOA\Voa105.i\140919.b\liq8260B.m
Misc Info: wg723644,ical10058

SURROGATE COMPOUND	AMOUNT ADDED ngs	AMOUNT RECOVERED ngs	% RECOVERED	LIMITS
$ 32 dibromofluorometha	100.000	100.544	100.54	70-130
$ 38 1,2-dichloroethane	100.000	115.364	115.36	70-130
$ 53 toluene-d8	100.000	107.048	107.05	70-130
$ 75 4-bromofluorobenze	100.000	86.269	86.27	70-130

Data File: \\Orgserv2\ff\chem\GCMSVOA\Voa105.i\140919.b\0919A18.D
Date : 19-SEP-2014 16:53
Client ID:
Sample Info: 11421110-29,31,10,,a
Purge Volume: 10.0
Column phase:

Instrument: Voa105.i
Operator: PD
Column diameter: 0.18

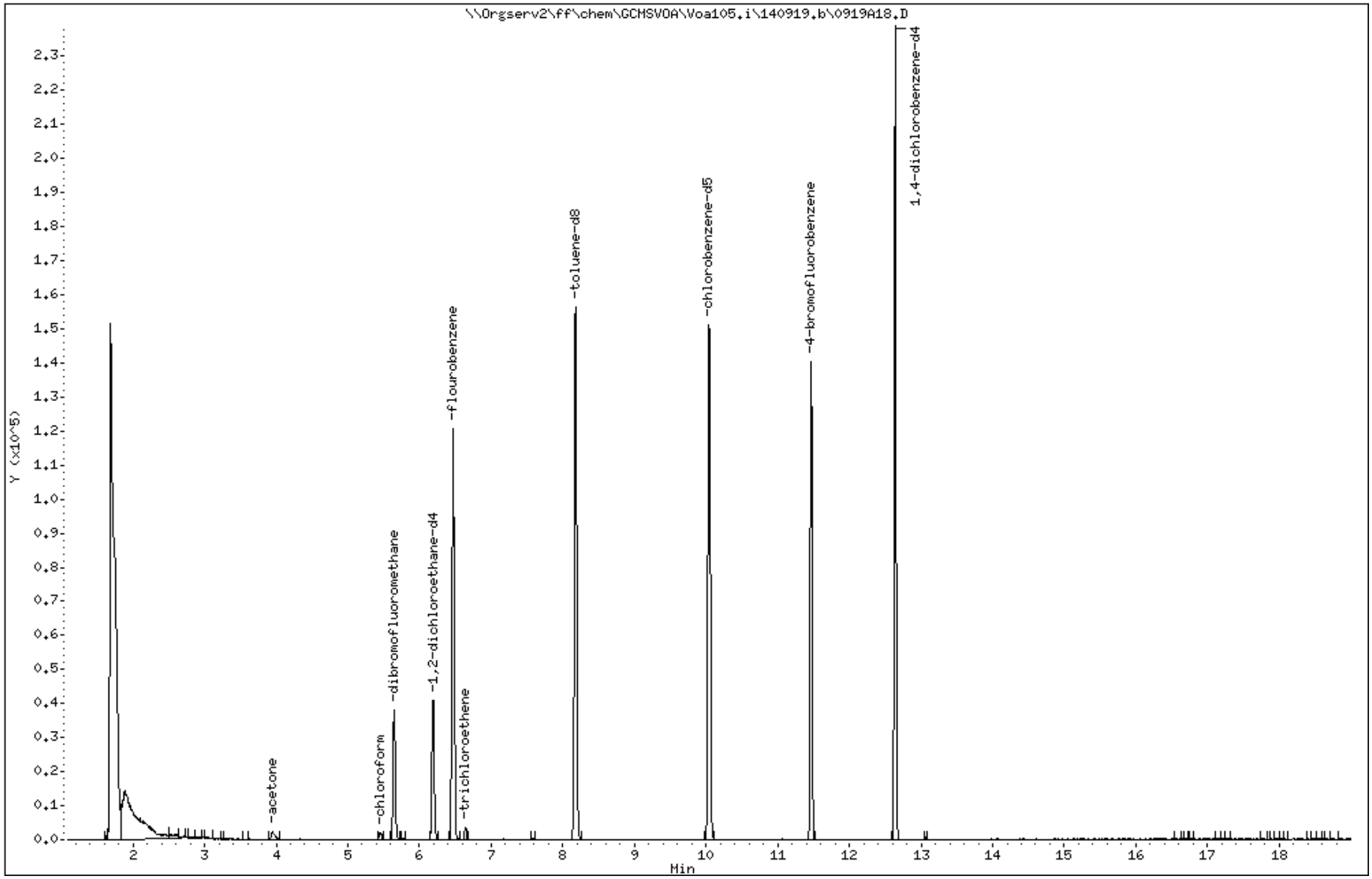

Data File: \\Orgserv2\ff\chem\GCMSVOA\Voa105.i\140919.b\0919A18.D

Date : 19-SEP-2014 16:53

Client ID:

Instrument: Voa105.i

Sample Info: l1421110-29,31,10,,a

Purge Volume: 10.0

Operator: PD

Column phase:

Column diameter: 0.18

13 acetone

Concentration: 97.358 ngs

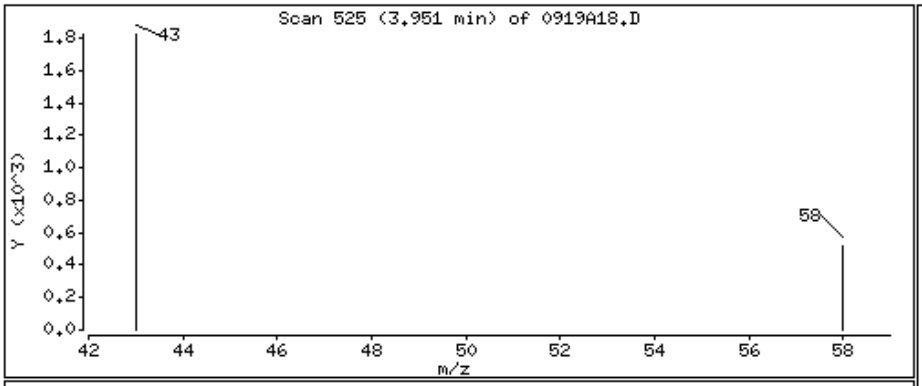

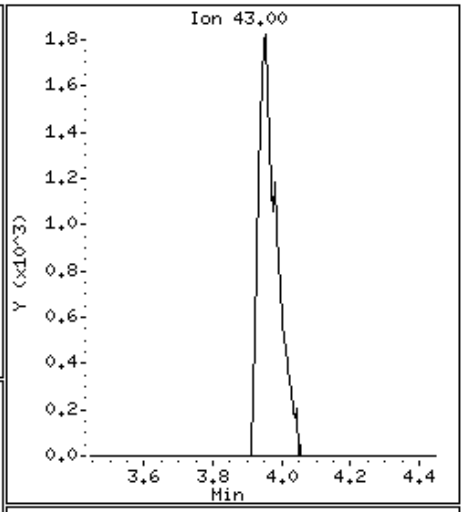

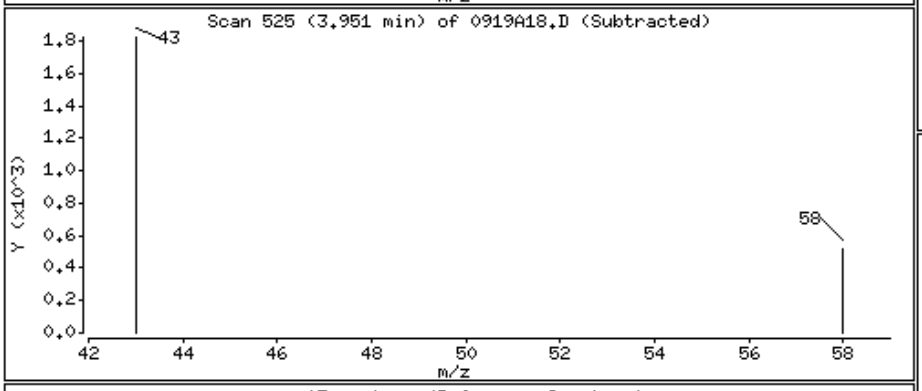

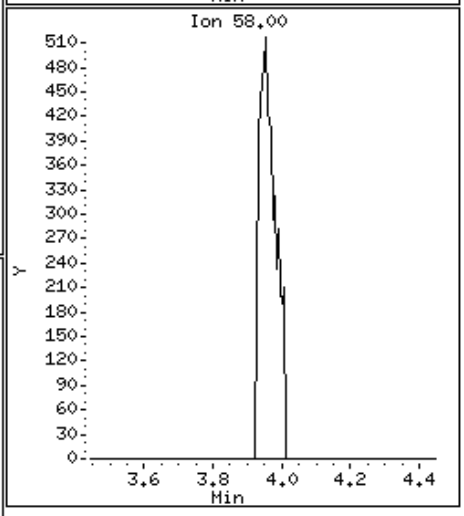

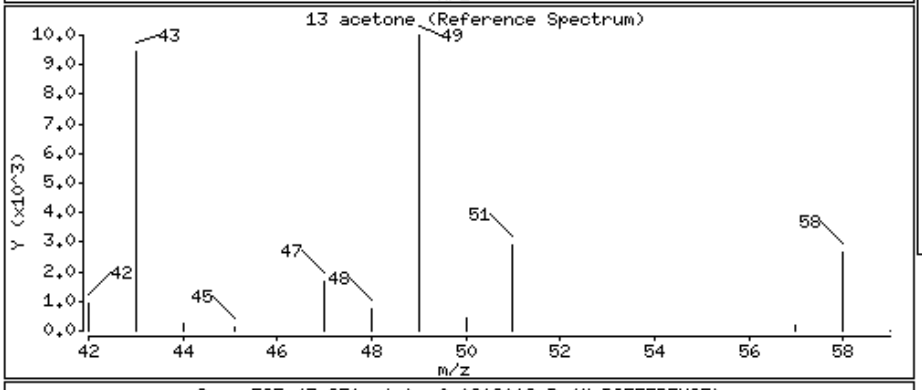

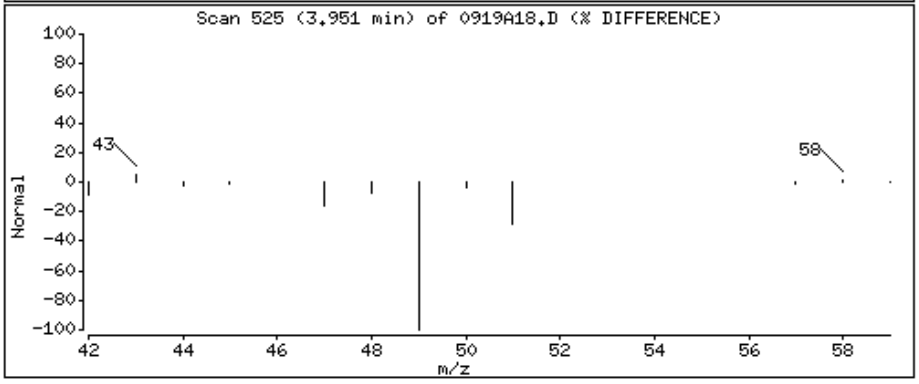

Data File: \\Orgserv2\ff\chem\GCMSVOA\Voa105.i\140919.b\0919A18.D

Date : 19-SEP-2014 16:53

Client ID:

Instrument: Voa105.i

Sample Info: l1421110-29,31,10,,a

Purge Volume: 10.0

Operator: PD

Column phase:

Column diameter: 0.18

28 chloroform

Concentration: 3.902 ngs

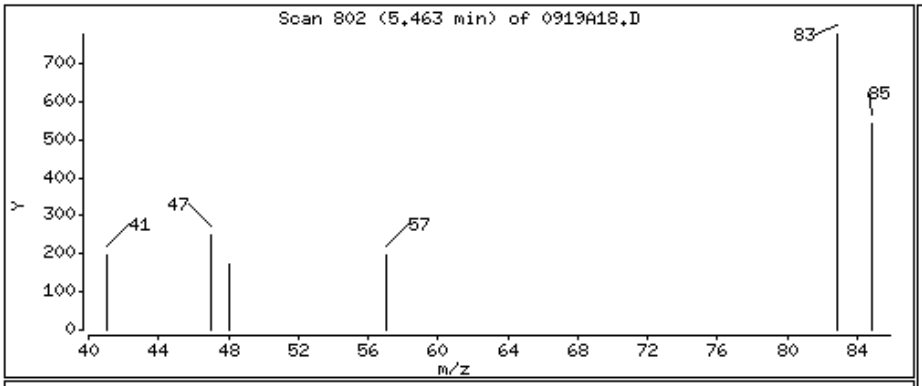

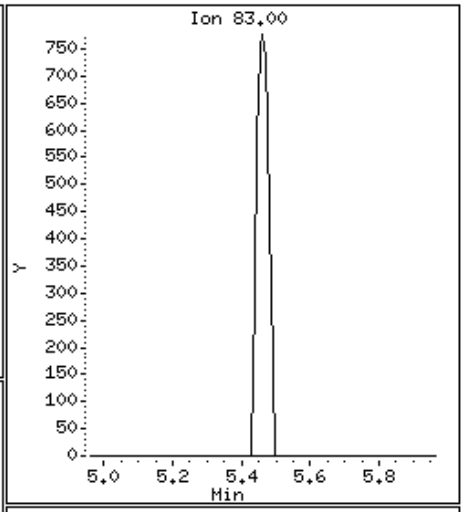

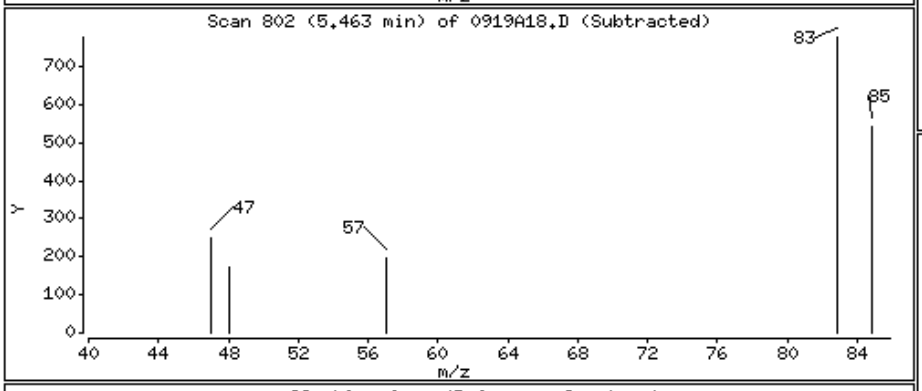

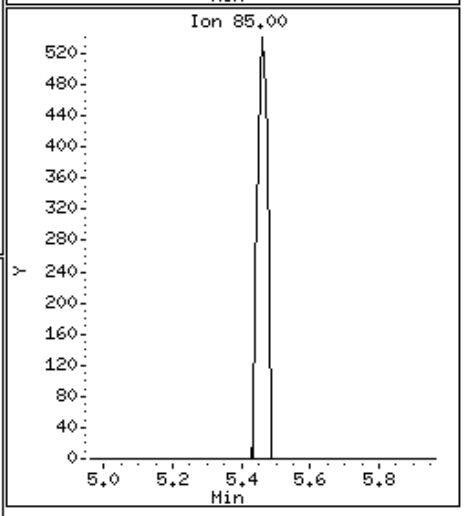

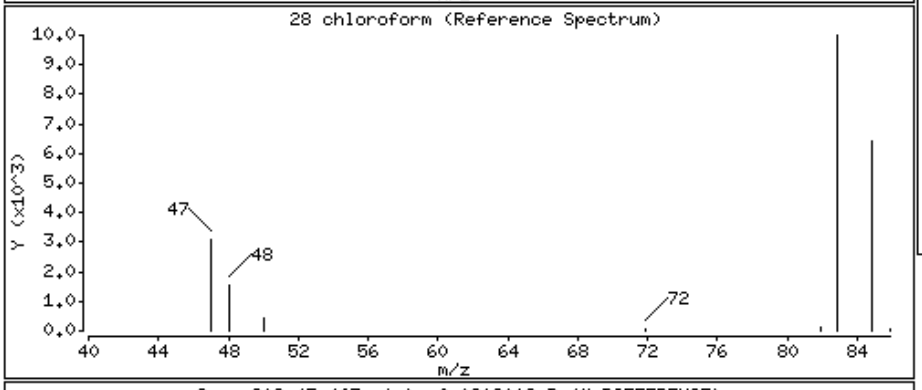

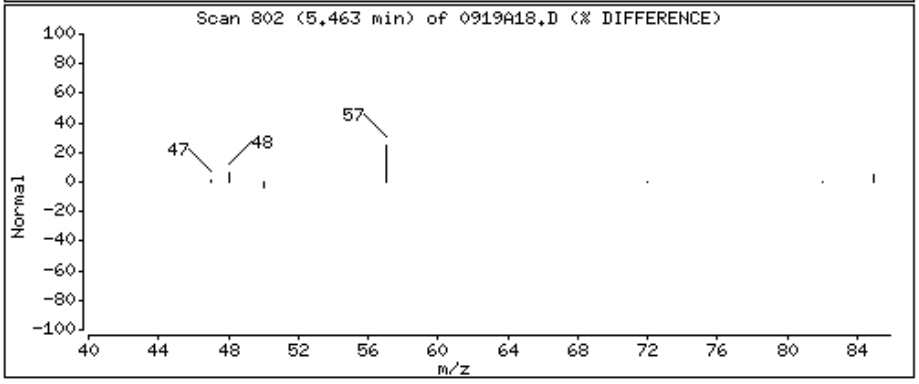

Data File: \\Orgserv2\ff\chem\GCMSVOA\Voa105.i\140919.b\0919A18.D

Date : 19-SEP-2014 16:53

Client ID:

Instrument: Voa105.i

Sample Info: l1421110-29,31,10,,a

Purge Volume: 10.0

Operator: PD

Column phase:

Column diameter: 0.18

43 trichloroethene

Concentration: 5.206 ngs

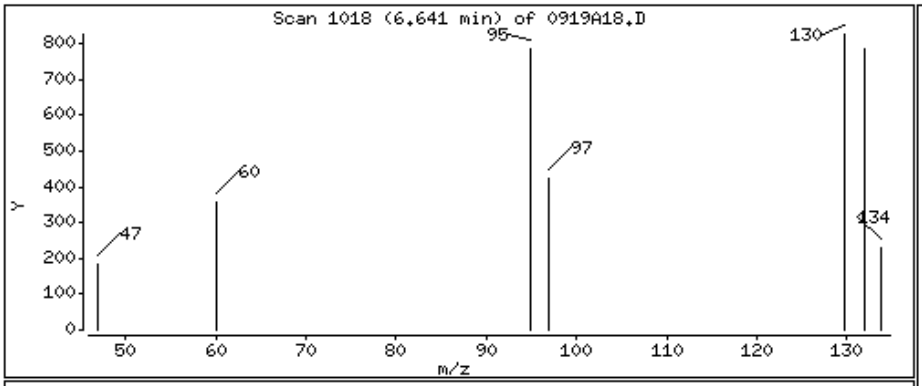

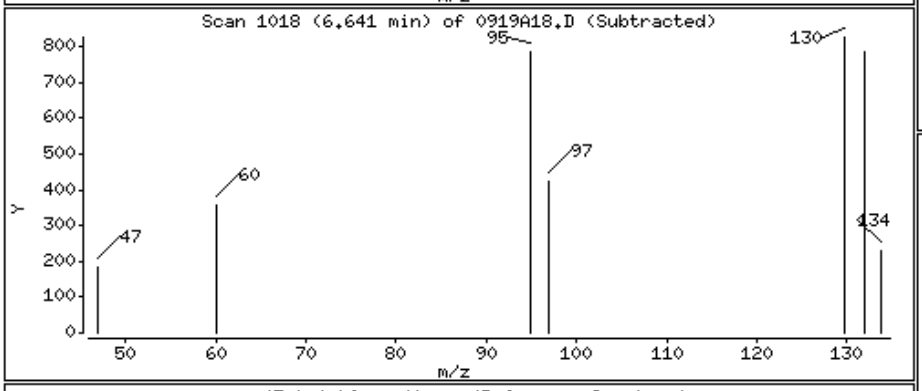

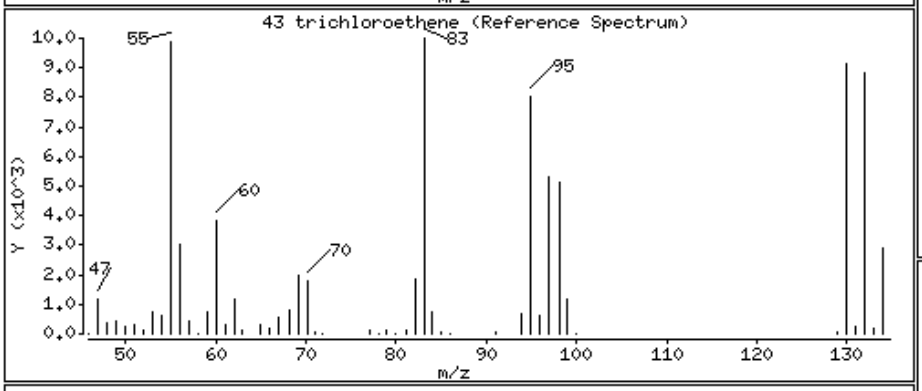

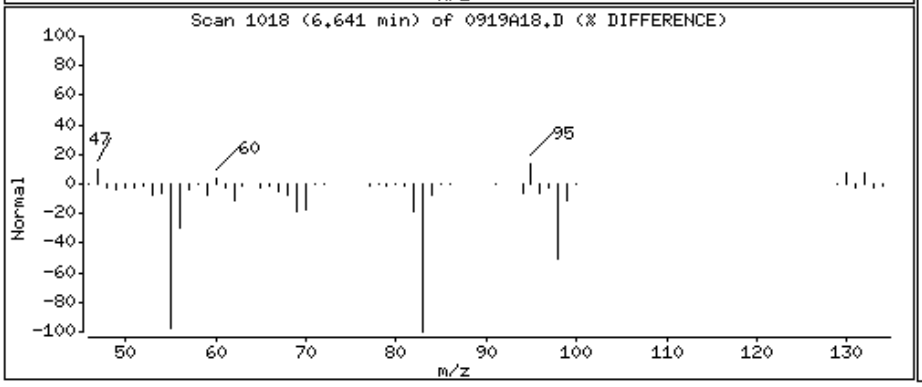

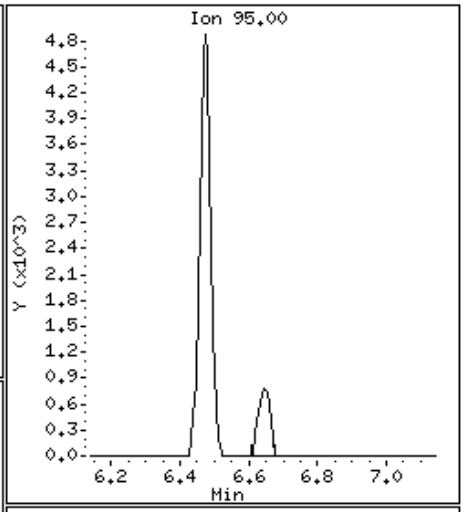

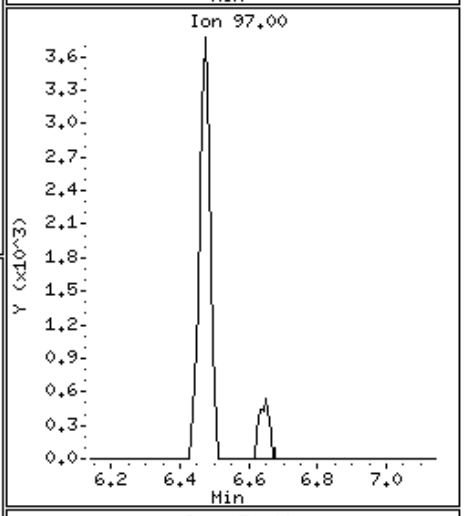

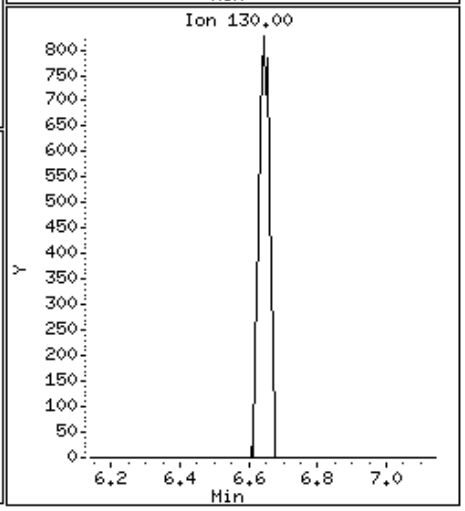

Alpha Analytical Labs

Manual Integration

Sample Info	: l1421110-29,31,10,,a wg723644,ical10058		
Instrument ID	: Voa105.i		
Method	: liq8260B.m		
File	: 0919A18.D		
Injection Date	: 19-SEP-2014 16:53		
Quantitation	: ISTD	Integrator :	HP RTE
Dilution Factor	: 1.00	Sample Type:	SAMPLE

This File has no version history.

//Orgserv2/ff/chem/GCMSVOA/Voa105.i/140919.b/original/0919A18.D

Alpha Analytical Labs

gc/ms voa - VOA105

Data file : \\Orgserv2\ff\chem\GCMSVOA\Voa105.i\140919.b\0919A19.D
Lab Smp Id:
Inj Date : 19-SEP-2014 17:21
Operator : PD Inst ID: Voa105.i
Smp Info : l1421110-30,31,10,,a
Misc Info : wg723644,ical10058
Comment :
Method : \\Orgserv2\ff\chem\GCMSVOA\Voa105.i\140919.b\liq8260B.m
Meth Date : 19-Sep-2014 14:58 pduczmalew Quant Type: ISTD
Cal Date : 04-SEP-2014 00:38 Cal File: 0903A13.D
Als bottle: 19
Dil Factor: 1.00000
Integrator: HP RTE Compound Sublist: NJTCL.sub
Target Version: 4.12
Processing Host: VIRTUALXP-76524

Concentration Formula: Amt * DF * CpndVariable
Cpnd Variable Local Compound Variable

	Compounds	QUANT SIG MASS	RT	EXP RT	REL RT	RESPONSE	CONCENTRATIONS ON-COLUMN (ngs)	FINAL (ngs)	REVIEW CODE
1	dichlorodifluoromethane	85	Compound Not Detected.						
2	chloromethane	50	Compound Not Detected.						
3	vinyl chloride	62	Compound Not Detected.						
4	bromomethane	94	Compound Not Detected.						
5	chloroethane	64	Compound Not Detected.						
6	trichlorofluoromethane	101	Compound Not Detected.						
8	1,1,-dichloroethene	96	Compound Not Detected.						
9	carbon disulfide	76	Compound Not Detected.						
10	freon-113	101	Compound Not Detected.						
11	methylene chloride	84	Compound Not Detected.						
13	acetone	43	3.951	3.945	(0.611)	7748	116.238	116.238	
14	trans-1,2-dichloroethene	96	Compound Not Detected.						
15	Methyl Acetate	43	Compound Not Detected.						
16	methyl tert butyl ether	73	Compound Not Detected.						
19	1,1-dichloroethane	63	Compound Not Detected.						
24	cis-1,2-dichloroethene	96	5.206	5.195	(0.804)	1090	3.10374	3.103	
27	bromochloromethane	128	Compound Not Detected.						
26	Cyclohexane	56	Compound Not Detected.						
28	chloroform	83	5.462	5.462	(0.844)	17661	38.5715	38.571	
30	carbontetrachloride	117	Compound Not Detected.						
$ 32	dibromofluoromethane	113	5.642	5.648	(0.872)	29402	101.784	101.784	
33	1,1,1-trichloroethane	97	Compound Not Detected.						
34	2-butanone	43	Compound Not Detected.						
36	benzene	78	Compound Not Detected.						
$ 38	1,2-dichloroethane-d4	65	6.188	6.188	(0.956)	32515	117.796	117.795	
39	1,2-dichloroethane	62	Compound Not Detected.						
* 41	flourobenzene	96	6.472	6.472	(1.000)	128404	100.000		
42	methyl cyclohexane	83	Compound Not Detected.						

	Compounds	QUANT SIG MASS	RT	EXP RT	REL RT	RESPONSE	CONCENTRATIONS ON-COLUMN (ngs)	CONCENTRATIONS FINAL (ngs)	REVIEW CODE
	43 trichloroethene	95	6.646	6.641	(1.027)	11786	35.7126	35.712	
	46 1,2-dichloropropane	63	Compound Not Detected.						
	47 bromodichloromethane	83	Compound Not Detected.						
	49 1,4-Dioxane	88	Compound Not Detected.						
	52 cis-1,3-dichloropropene	75	Compound Not Detected.						
$	53 toluene-d8	98	8.180	8.180	(0.814)	126558	105.877	105.876	
	54 toluene	92	Compound Not Detected.						
	56 4-methyl-2-pentanone	58	Compound Not Detected.						
	55 tetrachloroethene	166	Compound Not Detected.						
	57 trans-1,3-dichloropropene	75	Compound Not Detected.						
	60 1,1,2-trichloroethane	83	Compound Not Detected.						
	61 chlorodibromomethane	129	Compound Not Detected.						
	64 1,2-dibromoethane	107	Compound Not Detected.						
	65 2-hexanone	43	Compound Not Detected.						
*	66 chlorobenzene-d5	117	10.046	10.040	(1.000)	107935	100.000		
	67 chlorobenzene	112	Compound Not Detected.						
	68 ethyl benzene	91	Compound Not Detected.						
	70 p/m xylene	106	Compound Not Detected.						
	71 o xylene	106	Compound Not Detected.						
	72 styrene	104	Compound Not Detected.						
	73 bromoform	173	Compound Not Detected.						
	74 isopropylbenzene	105	Compound Not Detected.						
$	75 4-bromofluorobenzene	95	11.464	11.464	(0.907)	55364	85.0598	85.059	
	79 1,1,2,2,-tetrachloroethane	83	Compound Not Detected.						
	92 1,3-dichlorobenzene	146	Compound Not Detected.						
*	93 1,4-dichlorobenzene-d4	152	12.637	12.643	(1.000)	62782	100.000		
	94 1,4-dichlorobenzene	146	Compound Not Detected.						
	97 1,2-dichlorobenzene	146	Compound Not Detected.						
	99 1,2-dibromo-3-chloropropane	75	Compound Not Detected.						
	102 1,2,4-trichlorobenzene	180	Compound Not Detected.						
	104 1,2,3-trichlorobenzene	180	Compound Not Detected.						

Alpha Analytical Labs

gc/ms voa - VOA105

Data file : \\Orgserv2\ff\chem\GCMSVOA\Voa105.i\140919.b\0919A19.D
Lab Smp Id:
Inj Date : 19-SEP-2014 17:21
Operator : PD Inst ID: Voa105.i
Smp Info : l1421110-30,31,10,,a
Misc Info : wg723644,ical10058
Comment :
Method : \\Orgserv2\ff\chem\GCMSVOA\Voa105.i\140919.b\liq8260B.m
Meth Date : 19-Sep-2014 14:58 pduczmalew Quant Type: ISTD
Cal Date : 04-SEP-2014 00:38 Cal File: 0903A13.D
Als bottle: 19
Dil Factor: 1.00000
Integrator: HP RTE Compound Sublist: NJTCL.sub
Target Version: 4.12
Processing Host: VIRTUALXP-76524

- NO TENTATIVELY IDENTIFIED COMPOUNDS -

Alpha Analytical Labs

INTERNAL STANDARD COMPOUNDS
AREA AND RT SUMMARY

Instrument ID: Voa105.i
Lab File ID: 0919A19.D
Lab Smp Id:
Analysis Type: VOA
Quant Type: ISTD
Operator: PD
Method File: \\Orgserv2\ff\chem\GCMSVOA\Voa105.i\140919.b\liq8260B.m
Misc Info: wg723644,ical10058

Calibration Date: 19-SEP-2014
Calibration Time: 09:28

Level: LOW
Sample Type: WATER

Test Mode:
Use Last Continuing Calibrator.
If Continuing Cal. use Initial Cal. Level 3

		AREA LIMIT			
COMPOUND	STANDARD	LOWER	UPPER	SAMPLE	%DIFF
41 flourobenzene	177125	88563	354250	128404	-27.51
66 chlorobenzene-d5	159096	79548	318192	107935	-32.16
93 1,4-dichlorobenze	96748	48374	193496	62782	-35.11

		RT LIMIT			
COMPOUND	STANDARD	LOWER	UPPER	SAMPLE	%DIFF
41 flourobenzene	6.47	5.97	6.97	6.47	-0.00
66 chlorobenzene-d5	10.04	9.54	10.54	10.05	0.05
93 1,4-dichlorobenze	12.64	12.14	13.14	12.64	-0.04

AREA UPPER LIMIT = +100% of internal standard area.
AREA LOWER LIMIT = - 50% of internal standard area.
RT UPPER LIMIT = + 0.50 minutes of internal standard RT.
RT LOWER LIMIT = - 0.50 minutes of internal standard RT.

Alpha Analytical Labs

RECOVERY REPORT

Client Name: Client SDG: SDGa00307
Sample Matrix: LIQUID Fraction: VOA
Lab Smp Id:
Level: LOW Operator: PD
Data Type: MS DATA SampleType: SAMPLE
SpikeList File: curveall.spk Quant Type: ISTD
Sublist File: NJTCL.sub
Method File: \\Orgserv2\ff\chem\GCMSVOA\Voa105.i\140919.b\liq8260B.m
Misc Info: wg723644,ical10058

SURROGATE COMPOUND	AMOUNT ADDED ngs	AMOUNT RECOVERED ngs	% RECOVERED	LIMITS
$ 32 dibromofluorometha	100.000	101.784	101.78	70-130
$ 38 1,2-dichloroethane	100.000	117.795	117.80	70-130
$ 53 toluene-d8	100.000	105.876	105.88	70-130
$ 75 4-bromofluorobenze	100.000	85.059	85.06	70-130

Data File: \\Orgserv2\ff\chem\GCMSVOA\Voa105.i\140919.b\0919A19.D
Date : 19-SEP-2014 17:21
Client ID:
Instrument: Voa105.i
Sample Info: 11421110-30,31,10,,a
Purge Volume: 10.0
Operator: PD
Column phase:
Column diameter: 0.18

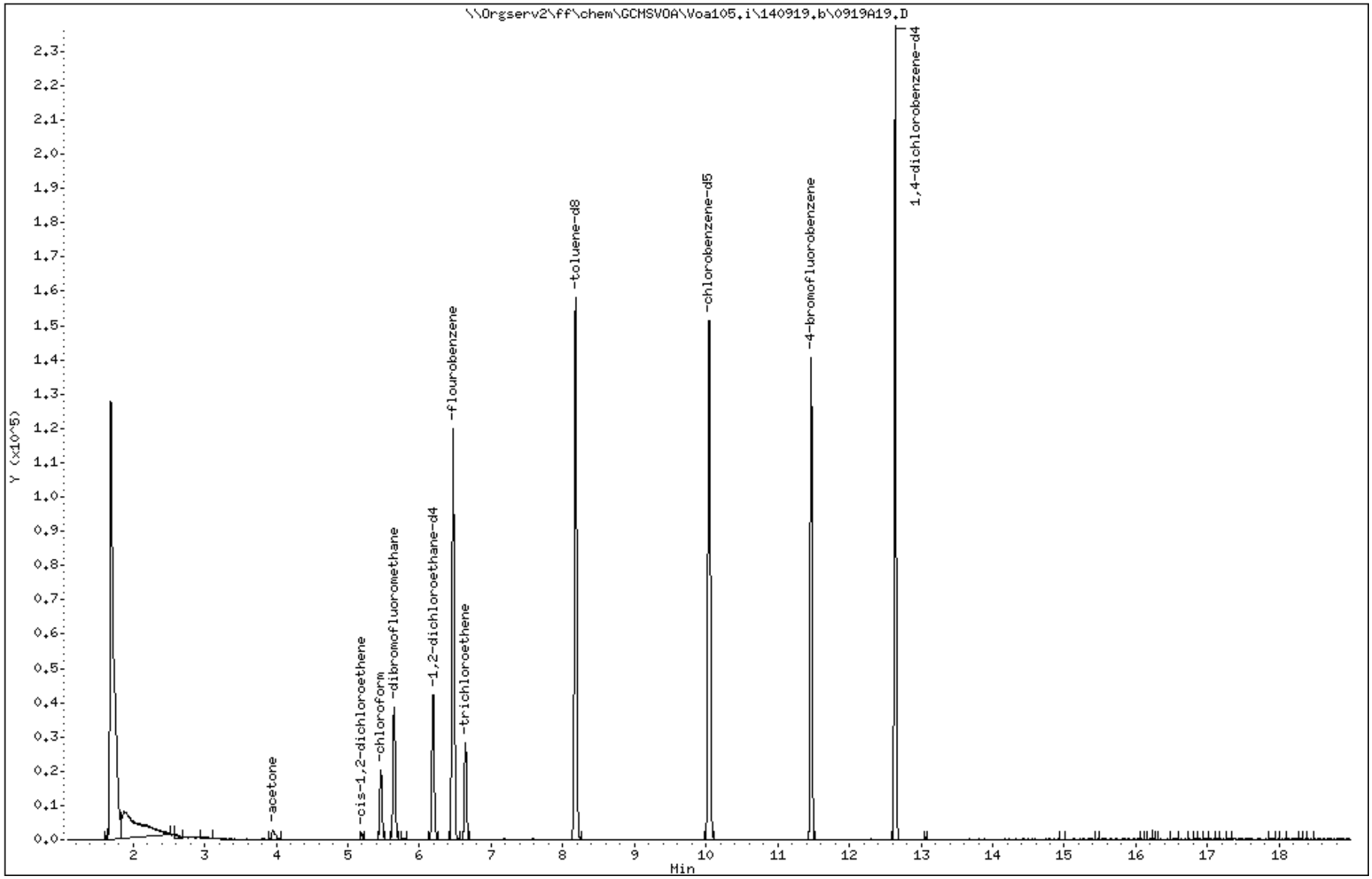

Data File: \\Orgserv2\ff\chem\GCMSVOA\Voa105.i\140919.b\0919A19.D

Date : 19-SEP-2014 17:21

Client ID:

Instrument: Voa105.i

Sample Info: l1421110-30,31,10,,a

Purge Volume: 10.0

Operator: PD

Column phase:

Column diameter: 0.18

13 acetone

Concentration: 116.238 ngs

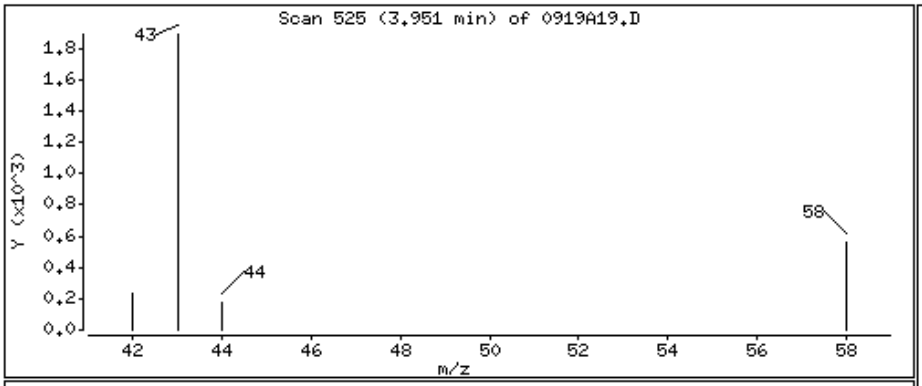

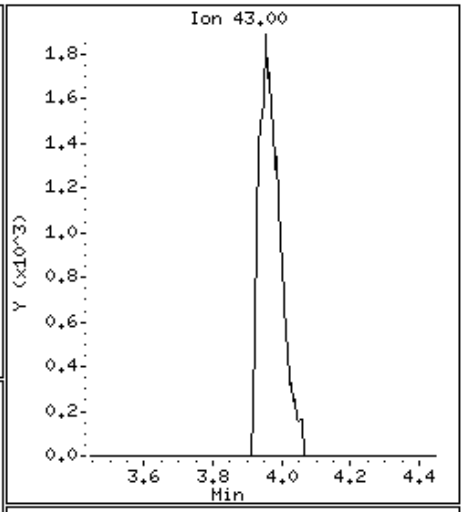

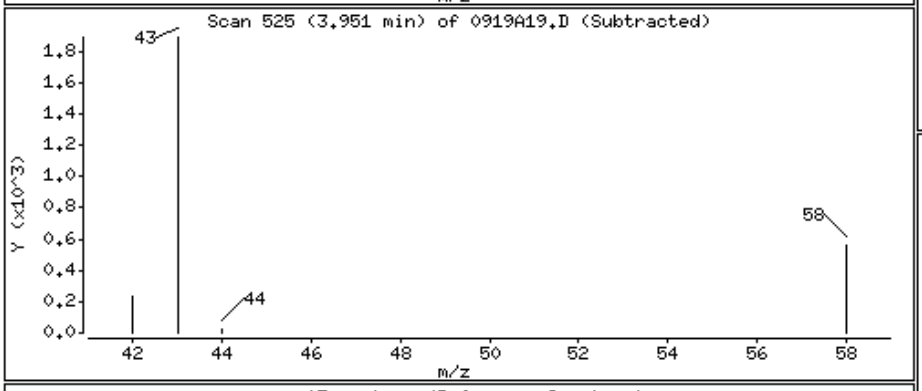

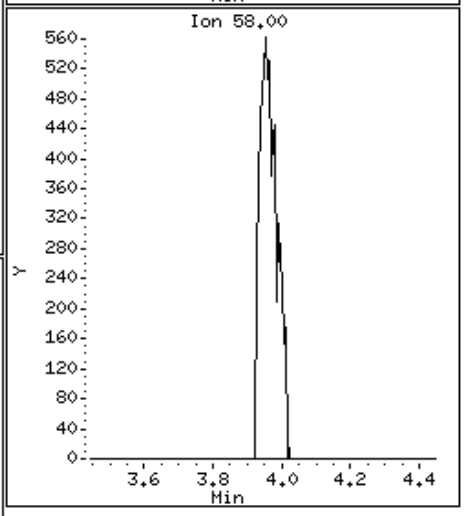

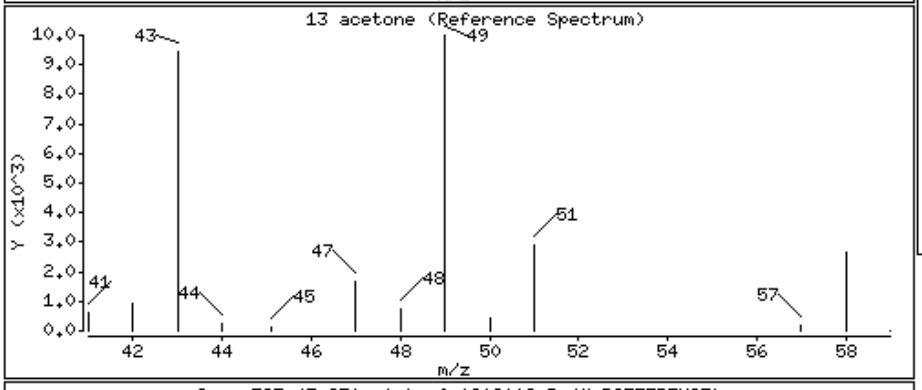

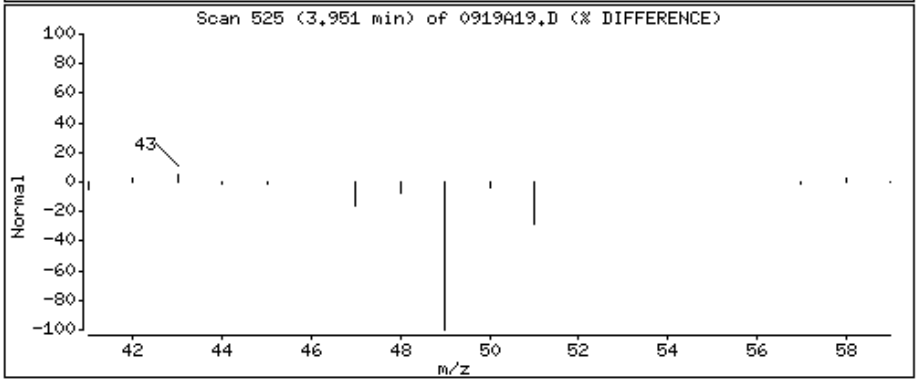

Data File: \\Orgserv2\ff\chem\GCMSVOA\Voa105.i\140919.b\0919A19.D

Date : 19-SEP-2014 17:21

Client ID:

Instrument: Voa105.i

Sample Info: l1421110-30,31,10,,a

Purge Volume: 10.0

Operator: PD

Column phase:

Column diameter: 0.18

24 cis-1,2-dichloroethene

Concentration: 3.103 ngs

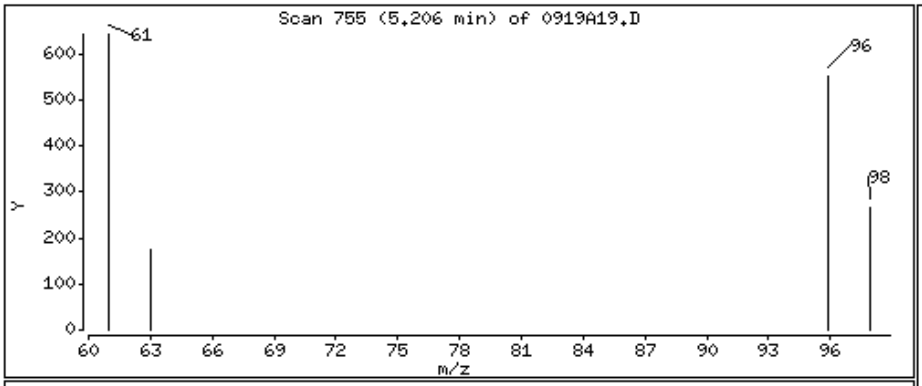

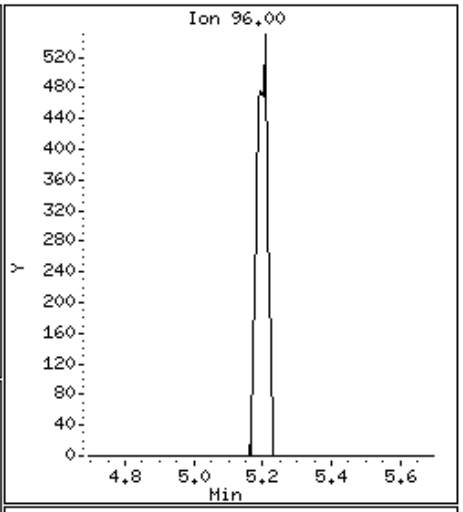

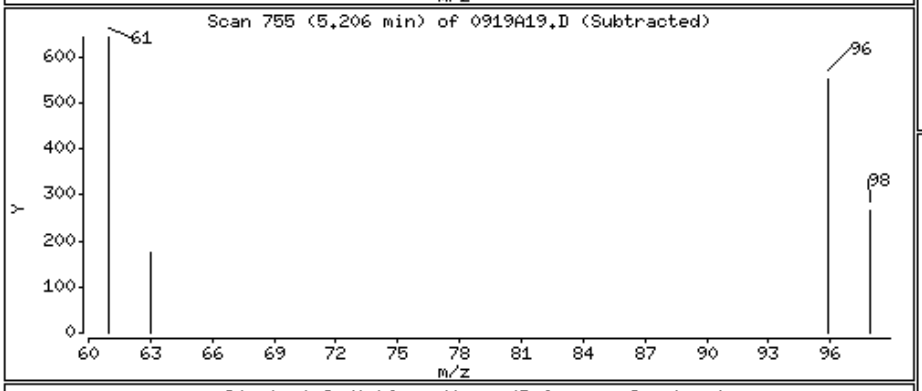

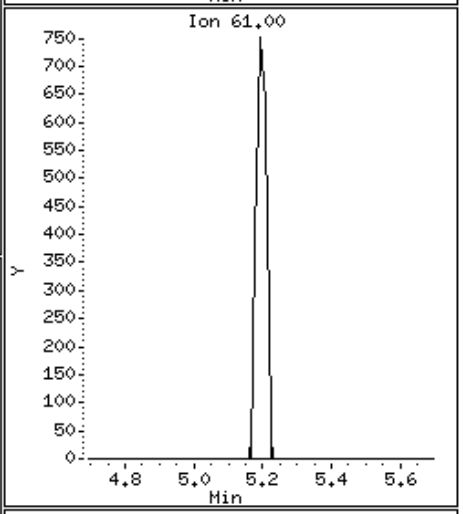

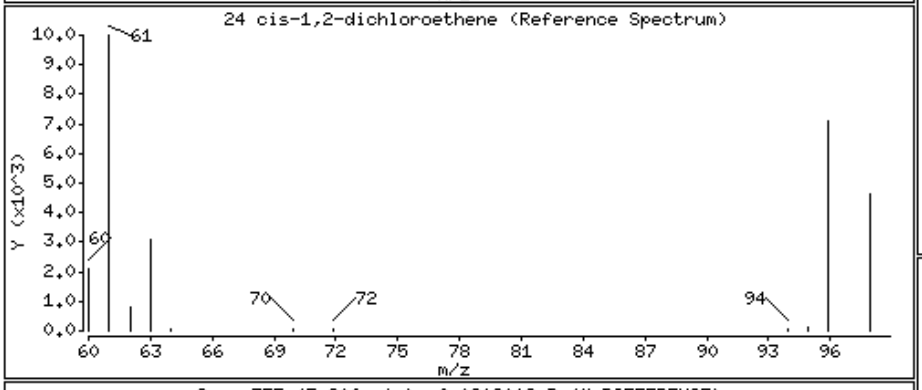

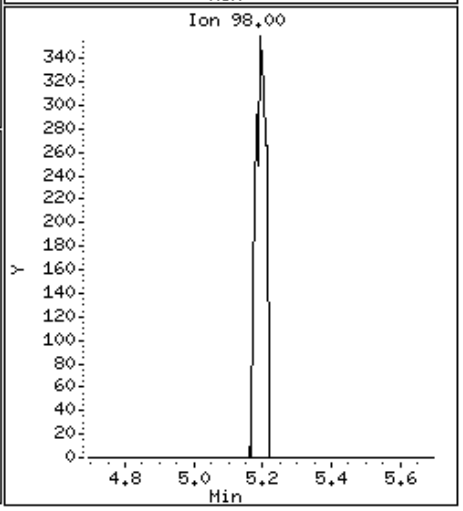

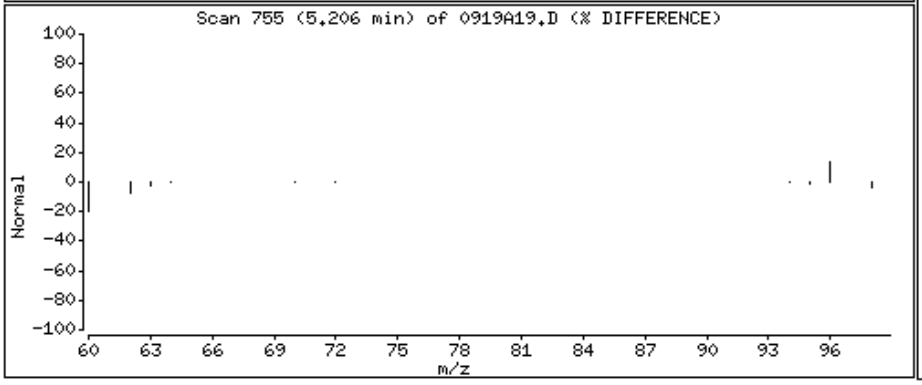

Data File: \\Orgserv2\ff\chem\GCMSVOA\Voa105.i\140919.b\0919A19.D

Date : 19-SEP-2014 17:21

Client ID:

Instrument: Voa105.i

Sample Info: l1421110-30,31,10,,a

Purge Volume: 10.0

Operator: PD

Column phase:

Column diameter: 0.18

28 chloroform

Concentration: 38.571 ngs

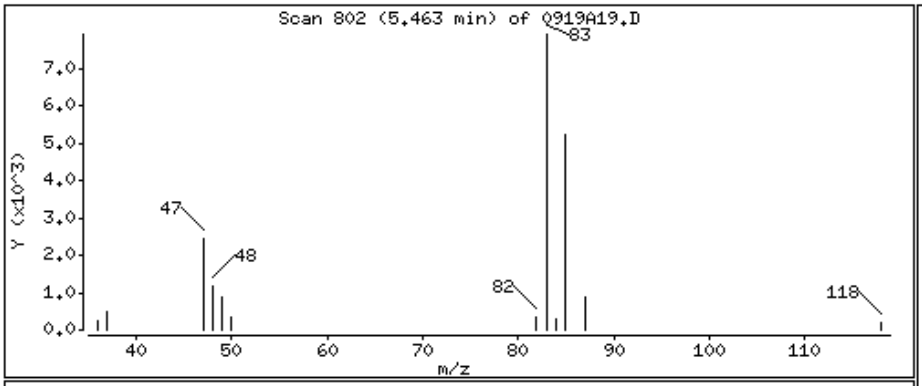

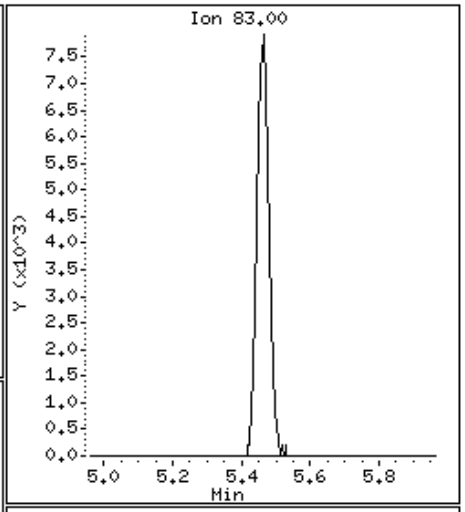

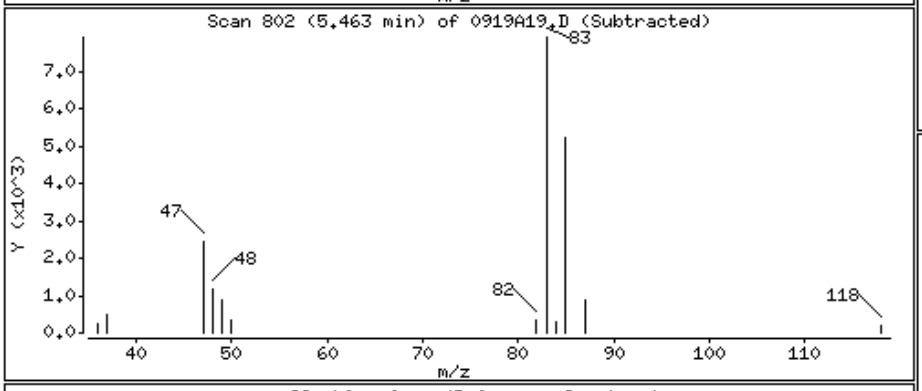

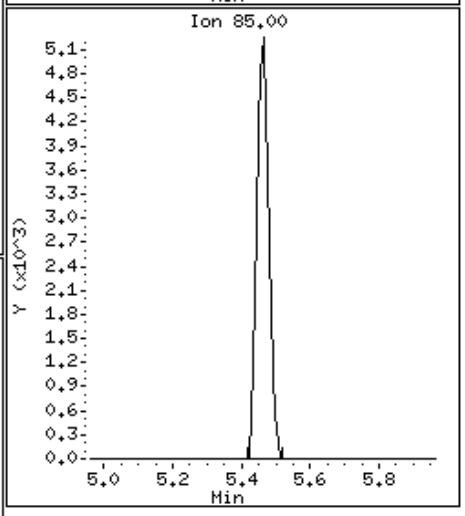

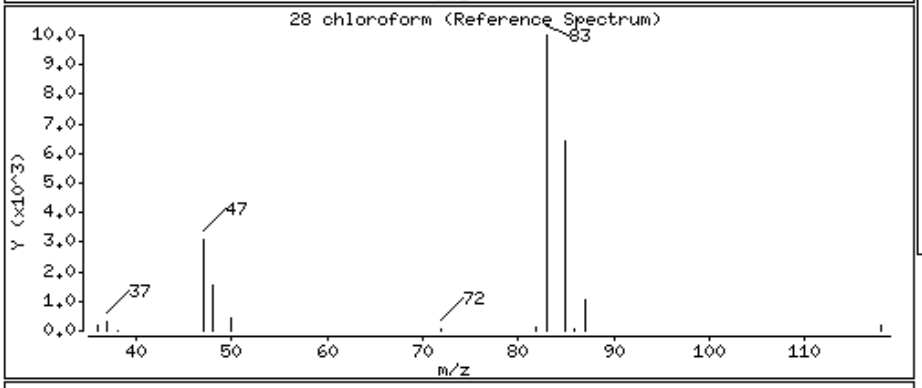

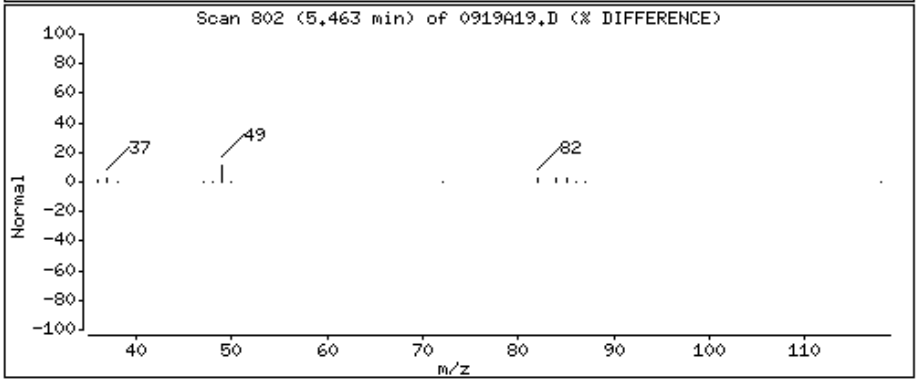

Data File: \\Orgserv2\ff\chem\GCMSVOA\Voa105.i\140919.b\0919A19.D

Date : 19-SEP-2014 17:21

Client ID:

Instrument: Voa105.i

Sample Info: l1421110-30,31,10,,a

Purge Volume: 10.0

Operator: PD

Column phase:

Column diameter: 0.18

43 trichloroethene

Concentration: 35.712 ngs

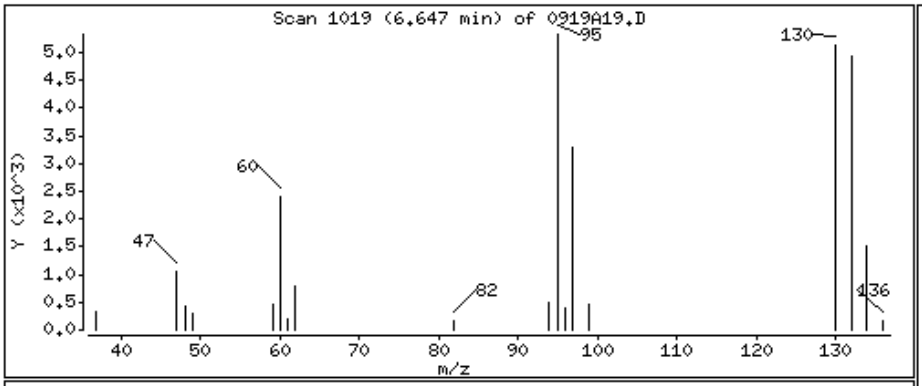

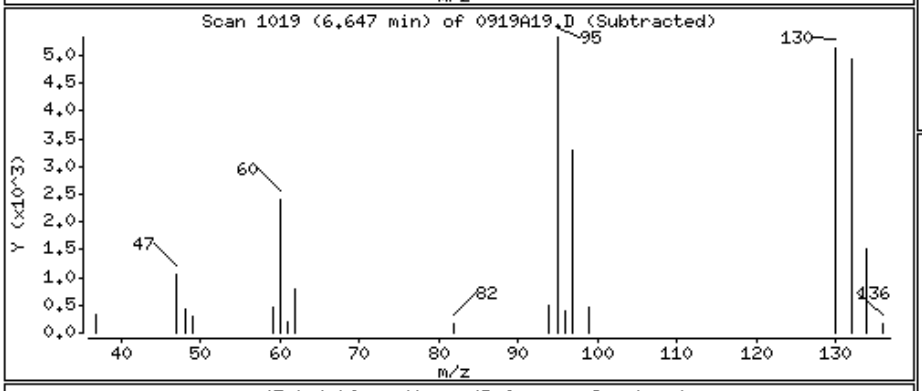

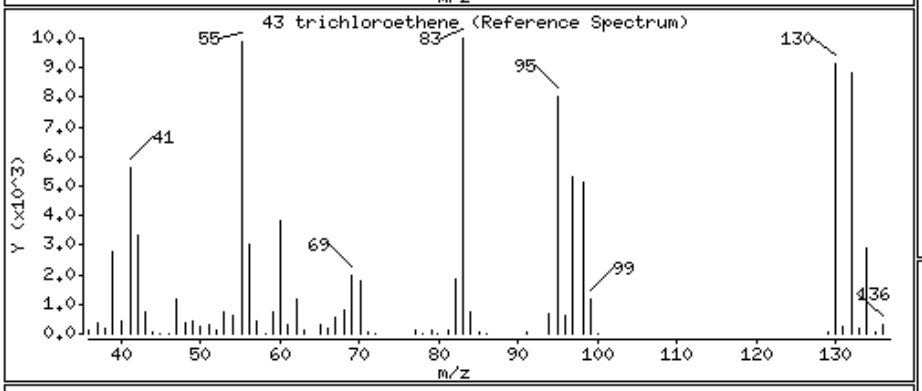

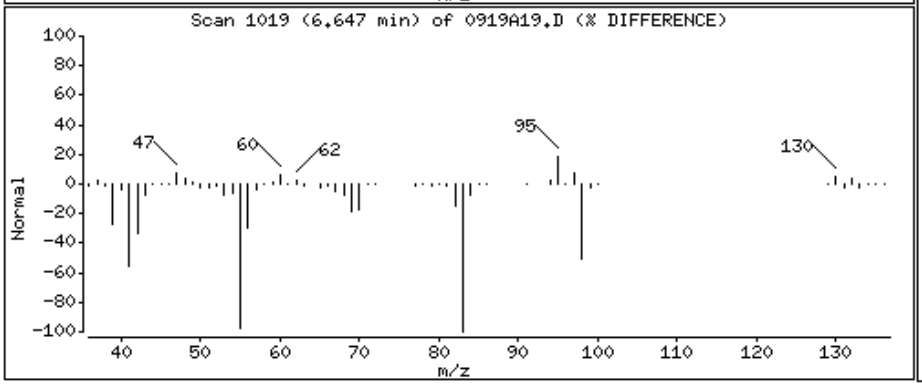

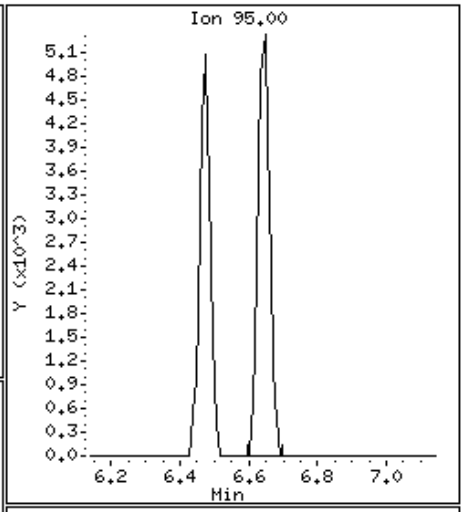

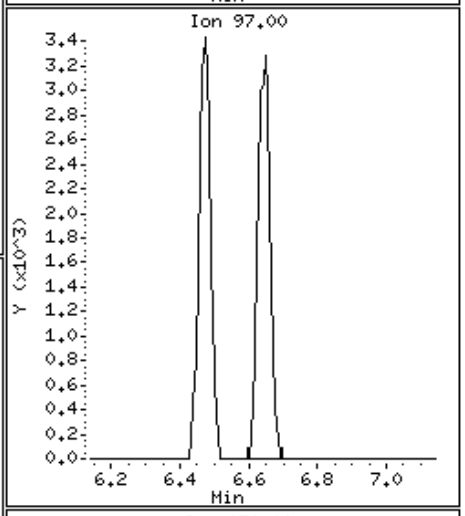

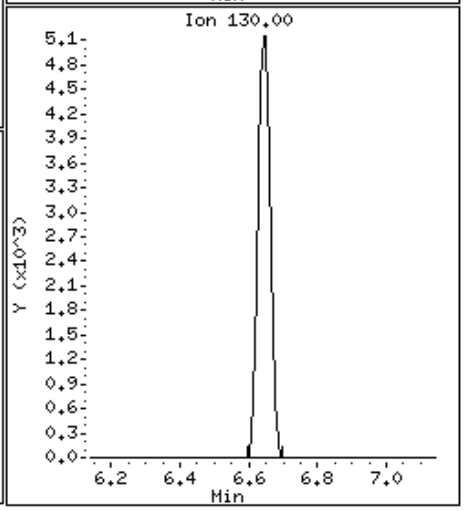

Alpha Analytical Labs

Manual Integration

Sample Info	: l1421110-30,31,10,,a wg723644,ical10058		
Instrument ID	: Voa105.i		
Method	: liq8260B.m		
File	: 0919A19.D		
Injection Date	: 19-SEP-2014 17:21		
Quantitation	: ISTD	Integrator :	HP RTE
Dilution Factor	: 1.00	Sample Type:	SAMPLE

This File has no version history.

//Orgserv2/ff/chem/GCMSVOA/Voa105.i/140919.b/original/0919A19.D

Alpha Analytical Labs

gc/ms voa - VOA105

Data file : \\Orgserv2\ff\chem\GCMSVOA\Voa105.i\140919.b\0919A20.D
Lab Smp Id:
Inj Date : 19-SEP-2014 17:49
Operator : PD Inst ID: Voa105.i
Smp Info : l1421110-31,31,10,,a
Misc Info : wg723644,ical10058
Comment :
Method : \\Orgserv2\ff\chem\GCMSVOA\Voa105.i\140919.b\liq8260B.m
Meth Date : 19-Sep-2014 14:58 pduczmalew Quant Type: ISTD
Cal Date : 04-SEP-2014 00:38 Cal File: 0903A13.D
Als bottle: 20
Dil Factor: 1.00000
Integrator: HP RTE Compound Sublist: NJTCL.sub
Target Version: 4.12
Processing Host: VIRTUALXP-76524

Concentration Formula: Amt * DF * CpndVariable
Cpnd Variable Local Compound Variable

	Compounds	QUANT SIG MASS	RT	EXP RT	REL RT	RESPONSE	CONCENTRATIONS ON-COLUMN (ngs)	FINAL (ngs)	REVIEW CODE
	1 dichlorodifluoromethane	85	Compound Not Detected.						
	2 chloromethane	50	Compound Not Detected.						
	3 vinyl chloride	62	Compound Not Detected.						
	4 bromomethane	94	Compound Not Detected.						
	5 chloroethane	64	Compound Not Detected.						
	6 trichlorofluoromethane	101	Compound Not Detected.						
	8 1,1,-dichloroethene	96	Compound Not Detected.						
	9 carbon disulfide	76	Compound Not Detected.						
	10 freon-113	101	Compound Not Detected.						
	11 methylene chloride	84	Compound Not Detected.						
	13 acetone	43	3.945	3.945	(0.610)	5610	88.1095	88.109	
	14 trans-1,2-dichloroethene	96	Compound Not Detected.						
	15 Methyl Acetate	43	Compound Not Detected.						
	16 methyl tert butyl ether	73	4.158	4.153	(0.643)	1918	3.51324	3.513	
	19 1,1-dichloroethane	63	Compound Not Detected.						
	24 cis-1,2-dichloroethene	96	5.200	5.195	(0.804)	7205	21.4780	21.477	
	27 bromochloromethane	128	Compound Not Detected.						
	26 Cyclohexane	56	Compound Not Detected.						
	28 chloroform	83	Compound Not Detected.						
	30 carbontetrachloride	117	Compound Not Detected.						
$	32 dibromofluoromethane	113	5.642	5.648	(0.872)	27756	100.591	100.591	
	33 1,1,1-trichloroethane	97	Compound Not Detected.						
	34 2-butanone	43	Compound Not Detected.						
	36 benzene	78	Compound Not Detected.						
$	38 1,2-dichloroethane-d4	65	6.188	6.188	(0.956)	30584	115.995	115.995	
	39 1,2-dichloroethane	62	Compound Not Detected.						
*	41 flourobenzene	96	6.472	6.472	(1.000)	122653	100.000		
	42 methyl cyclohexane	83	Compound Not Detected.						

	Compounds	QUANT SIG MASS	RT	EXP RT	REL RT	RESPONSE	CONCENTRATIONS ON-COLUMN (ngs)	CONCENTRATIONS FINAL (ngs)	REVIEW CODE
	43 trichloroethene	95	6.641	6.641	(1.026)	19574	62.0919	62.091	
	46 1,2-dichloropropane	63	Compound Not Detected.						
	47 bromodichloromethane	83	Compound Not Detected.						
	49 1,4-Dioxane	88	Compound Not Detected.						
	52 cis-1,3-dichloropropene	75	Compound Not Detected.						
$	53 toluene-d8	98	8.180	8.180	(0.814)	121064	105.107	105.106	
	54 toluene	92	Compound Not Detected.						
	56 4-methyl-2-pentanone	58	Compound Not Detected.						
	55 tetrachloroethene	166	Compound Not Detected.						
	57 trans-1,3-dichloropropene	75	Compound Not Detected.						
	60 1,1,2-trichloroethane	83	Compound Not Detected.						
	61 chlorodibromomethane	129	Compound Not Detected.						
	64 1,2-dibromoethane	107	Compound Not Detected.						
	65 2-hexanone	43	Compound Not Detected.						
*	66 chlorobenzene-d5	117	10.046	10.040	(1.000)	104006	100.000		
	67 chlorobenzene	112	10.062	10.062	(1.002)	2205	2.19265	2.192(Q)	
	68 ethyl benzene	91	Compound Not Detected.						
	70 p/m xylene	106	Compound Not Detected.						
	71 o xylene	106	Compound Not Detected.						
	72 styrene	104	Compound Not Detected.						
	73 bromoform	173	Compound Not Detected.						
	74 isopropylbenzene	105	Compound Not Detected.						
$	75 4-bromofluorobenzene	95	11.464	11.464	(0.907)	52757	83.3772	83.377	
	79 1,1,2,2,-tetrachloroethane	83	Compound Not Detected.						
	92 1,3-dichlorobenzene	146	Compound Not Detected.						
*	93 1,4-dichlorobenzene-d4	152	12.643	12.643	(1.000)	61033	100.000		
	94 1,4-dichlorobenzene	146	12.659	12.654	(1.001)	8718	8.92464	8.924	
	97 1,2-dichlorobenzene	146	13.074	13.074	(1.034)	11548	12.9970	12.997	
	99 1,2-dibromo-3-chloropropane	75	Compound Not Detected.						
	102 1,2,4-trichlorobenzene	180	Compound Not Detected.						
	104 1,2,3-trichlorobenzene	180	Compound Not Detected.						

QC Flag Legend

Q - Qualifier signal failed the ratio test.

Alpha Analytical Labs

gc/ms voa - VOA105

Data file : \\Orgserv2\ff\chem\GCMSVOA\Voa105.i\140919.b\0919A20.D
Lab Smp Id:
Inj Date : 19-SEP-2014 17:49
Operator : PD Inst ID: Voa105.i
Smp Info : l1421110-31,31,10,,a
Misc Info : wg723644,ical10058
Comment :
Method : \\Orgserv2\ff\chem\GCMSVOA\Voa105.i\140919.b\liq8260B.m
Meth Date : 19-Sep-2014 14:58 pduczmalew Quant Type: ISTD
Cal Date : 04-SEP-2014 00:38 Cal File: 0903A13.D
Als bottle: 20
Dil Factor: 1.00000
Integrator: HP RTE Compound Sublist: NJTCL.sub
Target Version: 4.12
Processing Host: VIRTUALXP-76524

- NO TENTATIVELY IDENTIFIED COMPOUNDS -

Alpha Analytical Labs

INTERNAL STANDARD COMPOUNDS
AREA AND RT SUMMARY

Instrument ID: Voa105.i
Lab File ID: 0919A20.D
Lab Smp Id:
Analysis Type: VOA
Quant Type: ISTD
Operator: PD
Method File: \\Orgserv2\ff\chem\GCMSVOA\Voa105.i\140919.b\liq8260B.m
Misc Info: wg723644,ical10058

Calibration Date: 19-SEP-2014
Calibration Time: 09:28

Level: LOW
Sample Type: WATER

Test Mode:
Use Last Continuing Calibrator.
If Continuing Cal. use Initial Cal. Level 3

COMPOUND	STANDARD	AREA LIMIT LOWER	AREA LIMIT UPPER	SAMPLE	%DIFF
41 flourobenzene	177125	88563	354250	122653	-30.75
66 chlorobenzene-d5	159096	79548	318192	104006	-34.63
93 1,4-dichlorobenze	96748	48374	193496	61033	-36.92

COMPOUND	STANDARD	RT LIMIT LOWER	RT LIMIT UPPER	SAMPLE	%DIFF
41 flourobenzene	6.47	5.97	6.97	6.47	-0.00
66 chlorobenzene-d5	10.04	9.54	10.54	10.05	0.05
93 1,4-dichlorobenze	12.64	12.14	13.14	12.64	-0.00

AREA UPPER LIMIT = +100% of internal standard area.
AREA LOWER LIMIT = - 50% of internal standard area.
RT UPPER LIMIT = + 0.50 minutes of internal standard RT.
RT LOWER LIMIT = - 0.50 minutes of internal standard RT.

Alpha Analytical Labs

RECOVERY REPORT

Client Name: Client SDG: SDGa00307
Sample Matrix: LIQUID Fraction: VOA
Lab Smp Id:
Level: LOW Operator: PD
Data Type: MS DATA SampleType: SAMPLE
SpikeList File: curveall.spk Quant Type: ISTD
Sublist File: NJTCL.sub
Method File: \\Orgserv2\ff\chem\GCMSVOA\Voa105.i\140919.b\liq8260B.m
Misc Info: wg723644,ical10058

SURROGATE COMPOUND	AMOUNT ADDED ngs	AMOUNT RECOVERED ngs	% RECOVERED	LIMITS
$ 32 dibromofluorometha	100.000	100.591	100.59	70-130
$ 38 1,2-dichloroethane	100.000	115.995	116.00	70-130
$ 53 toluene-d8	100.000	105.106	105.11	70-130
$ 75 4-bromofluorobenze	100.000	83.377	83.38	70-130

Data File: \\Orgserv2\ff\chem\GCMSVOA\Voa105.i\140919.b\0919A20.D
Date : 19-SEP-2014 17:49
Client ID:
Sample Info: 11421110-31,31,10,,a
Purge Volume: 10.0
Column phase:

Instrument: Voa105.i
Operator: PD
Column diameter: 0.18

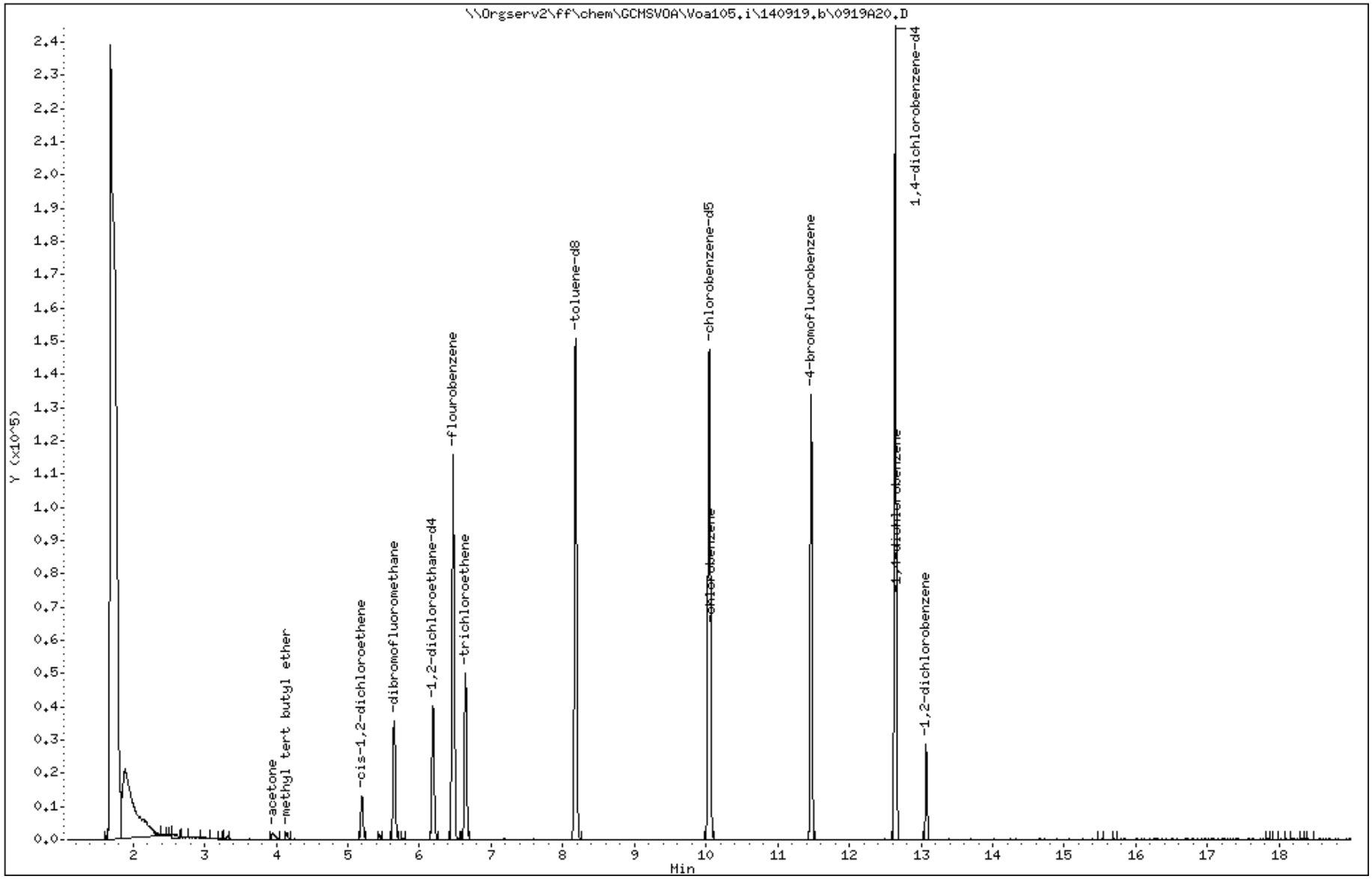

Data File: \\Orgserv2\ff\chem\GCMSVOA\Voa105.i\140919.b\0919A20.D

Date : 19-SEP-2014 17:49

Client ID:

Instrument: Voa105.i

Sample Info: l1421110-31,31,10,,a

Purge Volume: 10.0

Operator: PD

Column phase:

Column diameter: 0.18

13 acetone

Concentration: 88.109 ngs

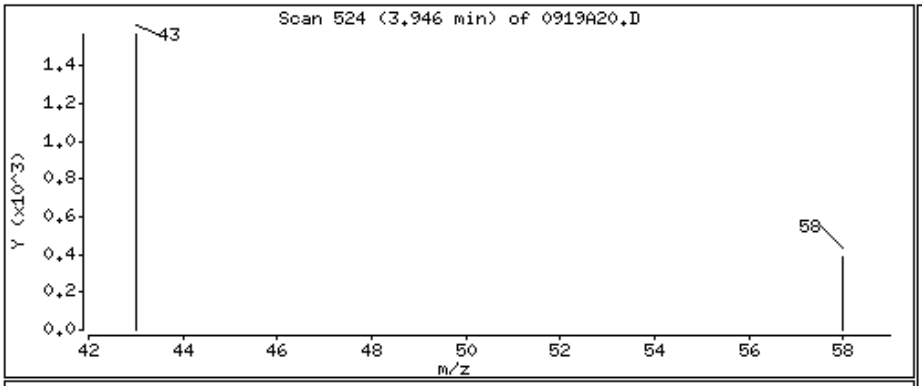

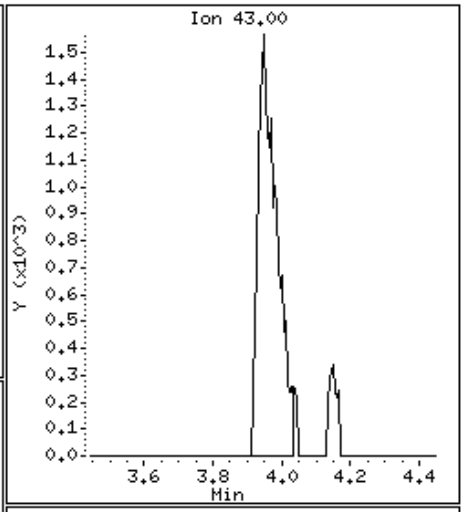

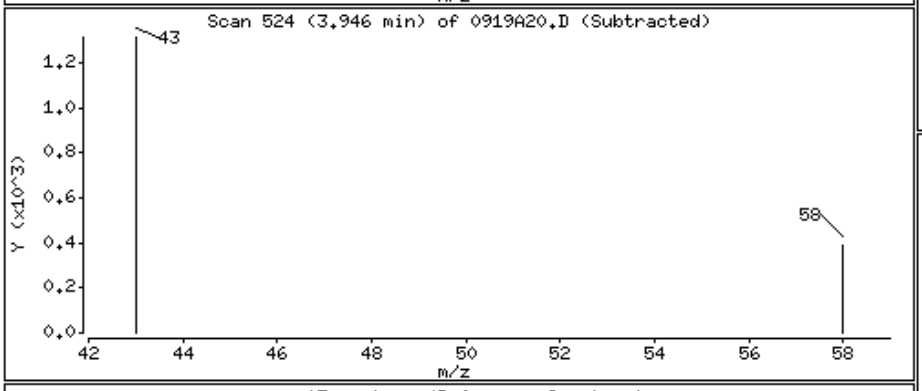

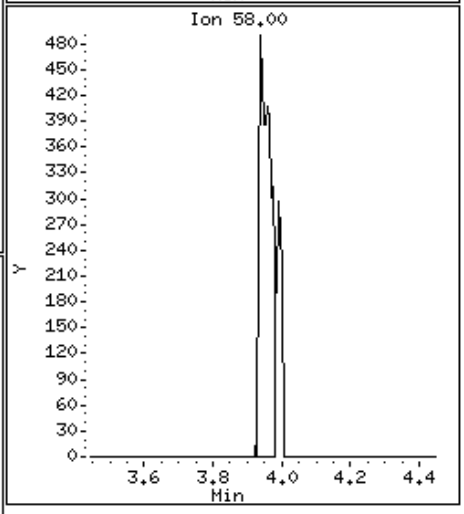

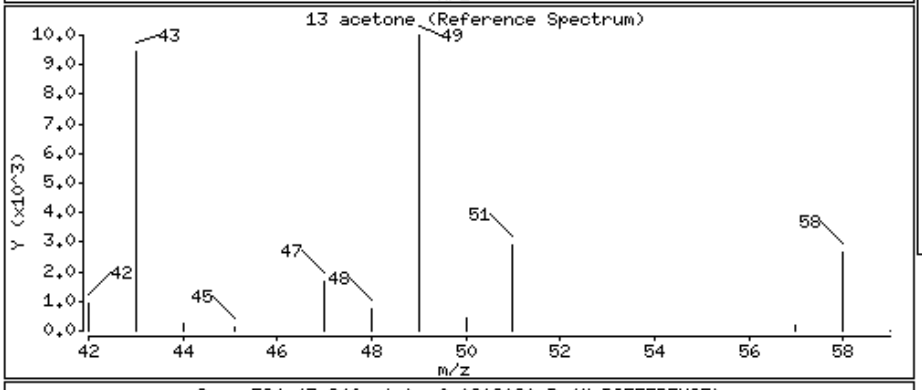

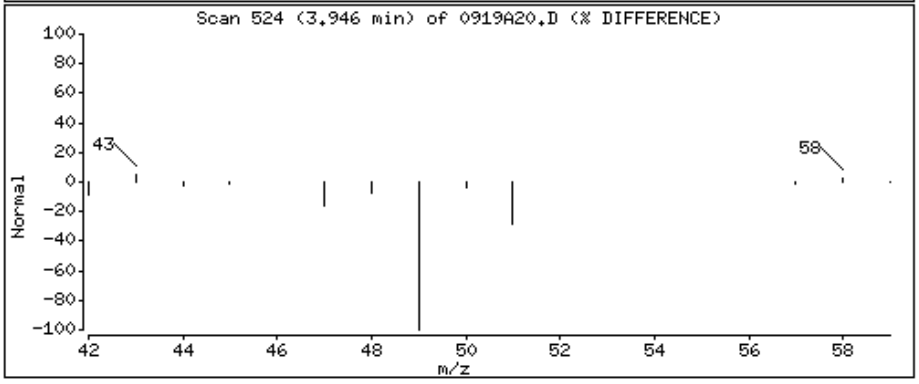

Data File: \\Orgserv2\ff\chem\GCMSVOA\Voa105.i\140919.b\0919A20.D

Date : 19-SEP-2014 17:49

Client ID:

Instrument: Voa105.i

Sample Info: l1421110-31,31,10,,a

Purge Volume: 10.0

Operator: PD

Column phase:

Column diameter: 0.18

16 methyl tert butyl ether

Concentration: 3.513 ngs

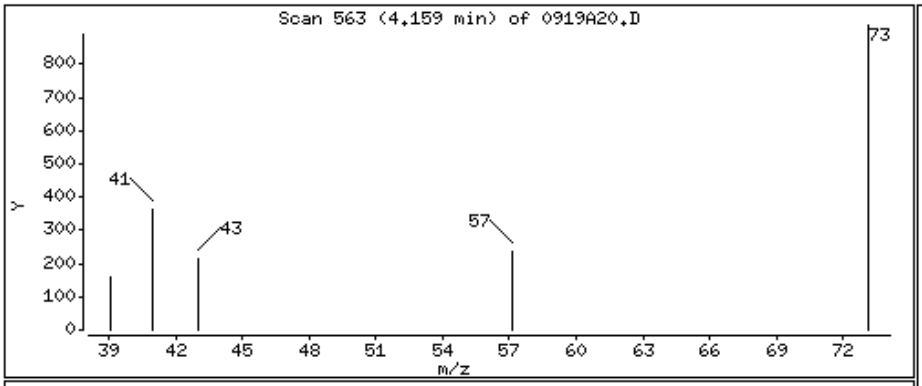

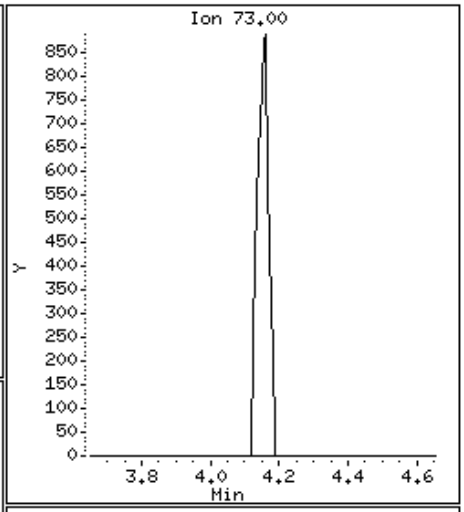

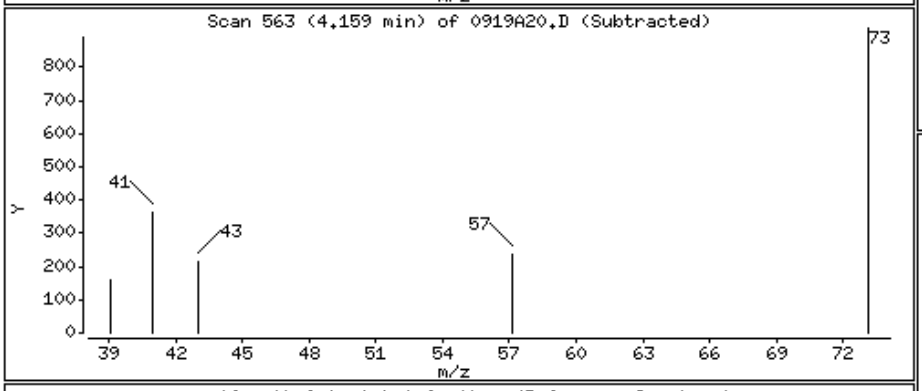

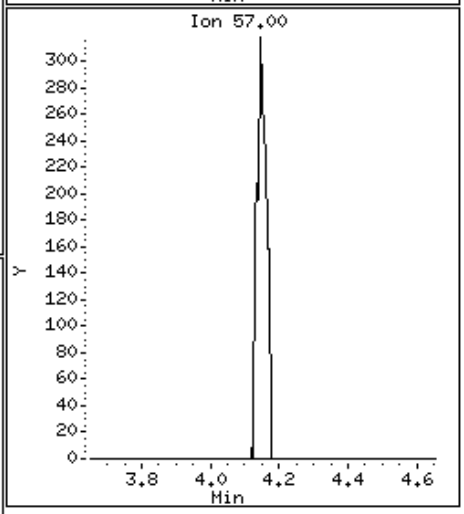

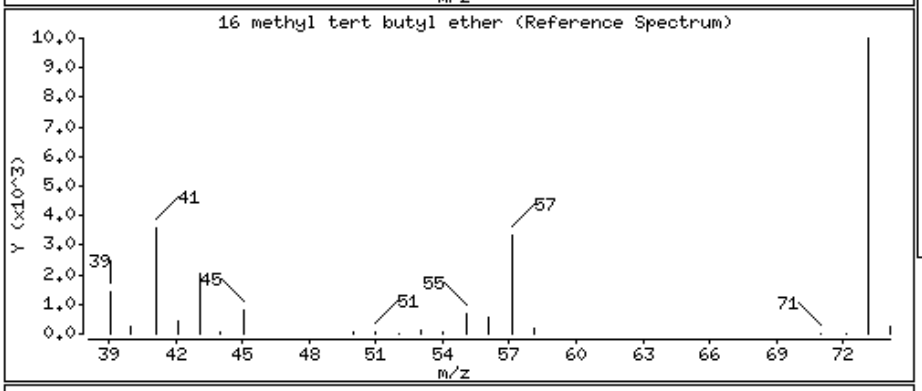

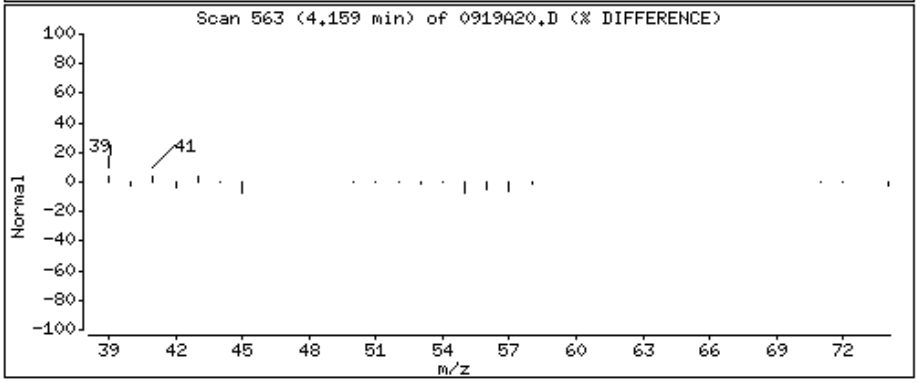

Data File: \\Orgserv2\ff\chem\GCMSVOA\Voa105.i\140919.b\0919A20.D

Date : 19-SEP-2014 17:49

Client ID:

Instrument: Voa105.i

Sample Info: l1421110-31,31,10,,a

Purge Volume: 10.0

Operator: PD

Column phase:

Column diameter: 0.18

24 cis-1,2-dichloroethene

Concentration: 21.477 ngs

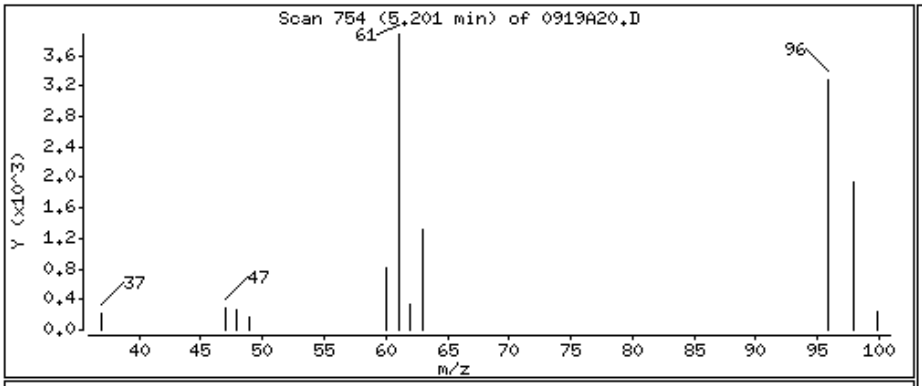

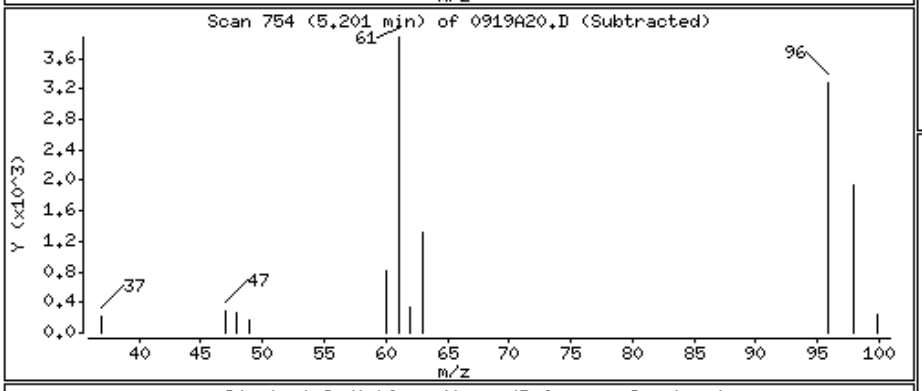

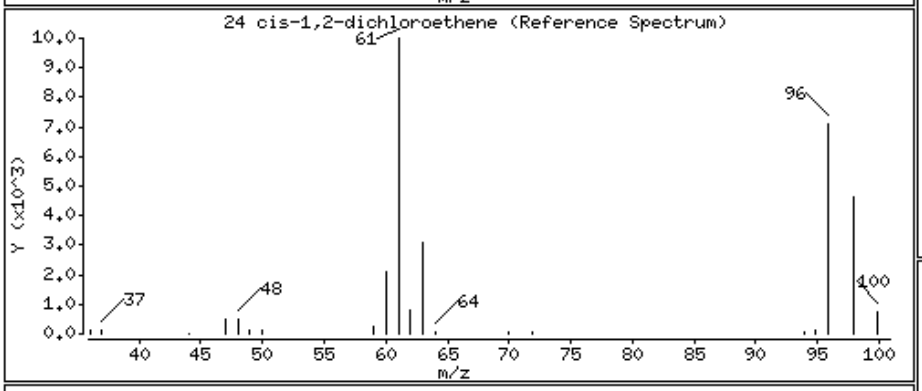

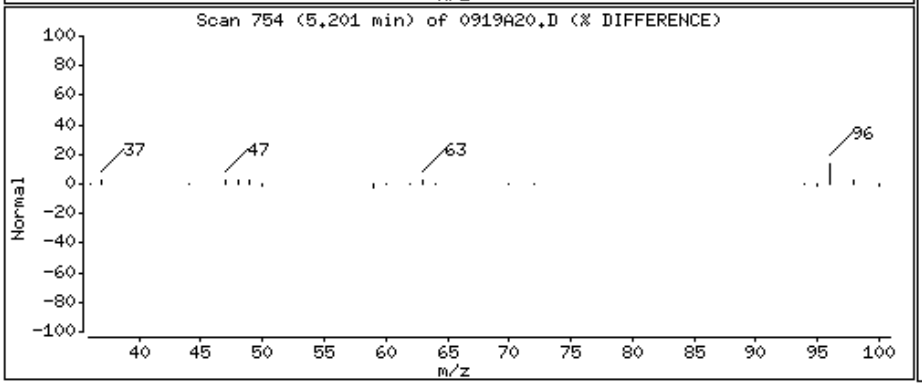

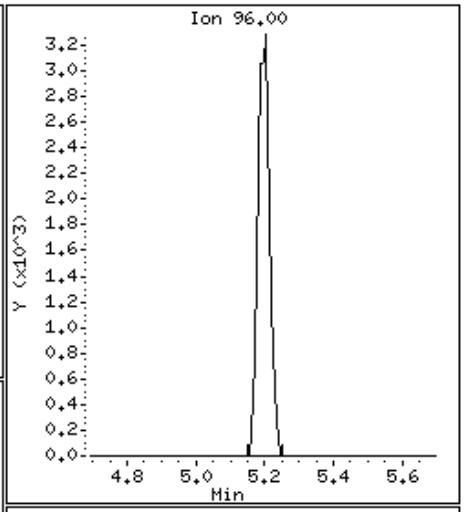

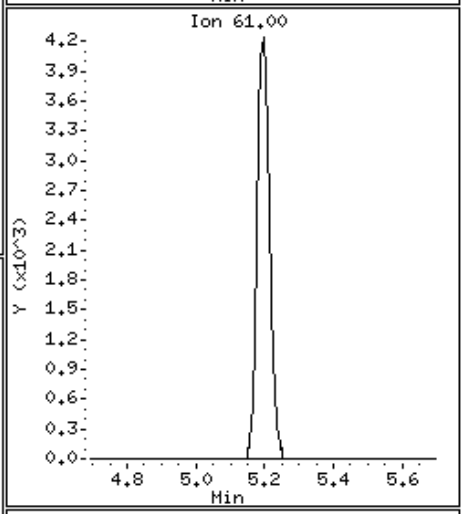

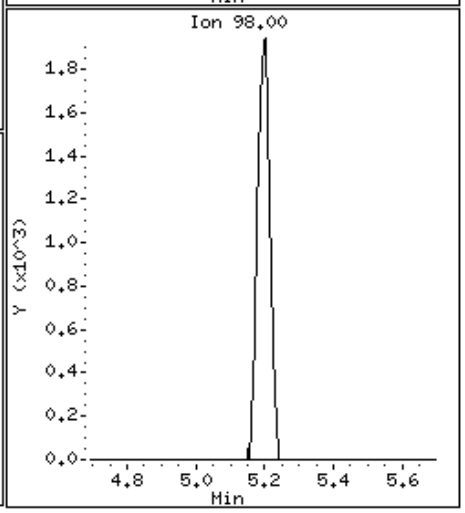

Data File: \\Orgserv2\ff\chem\GCMSVOA\Voa105.i\140919.b\0919A20.D

Date : 19-SEP-2014 17:49

Client ID:

Instrument: Voa105.i

Sample Info: l1421110-31,31,10,,a

Purge Volume: 10.0

Operator: PD

Column phase:

Column diameter: 0.18

43 trichloroethene

Concentration: 62.091 ngs

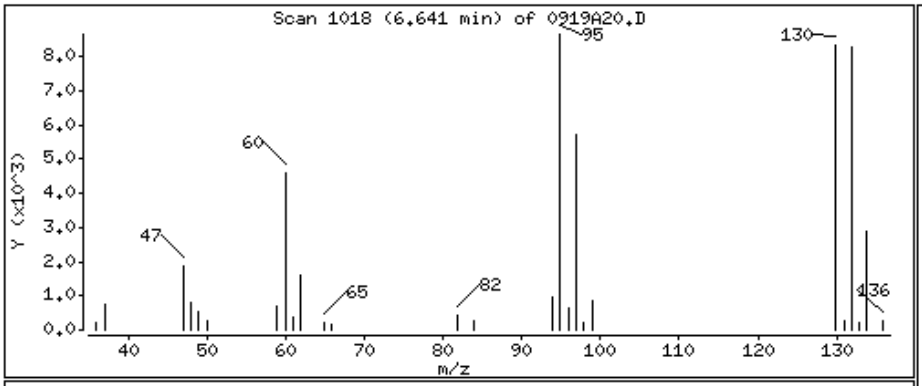

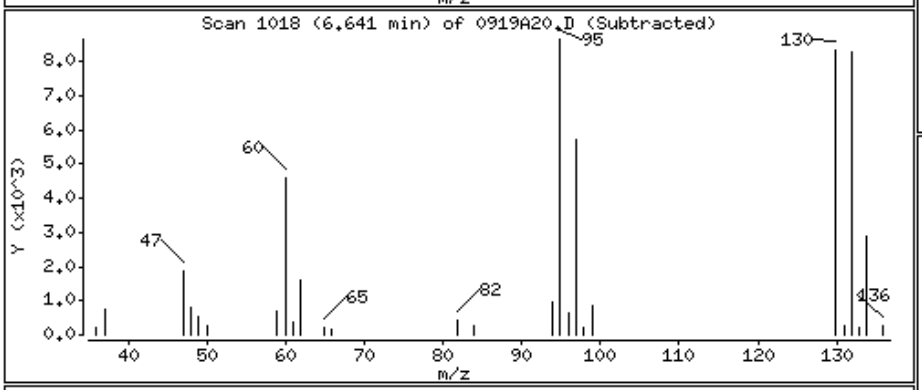

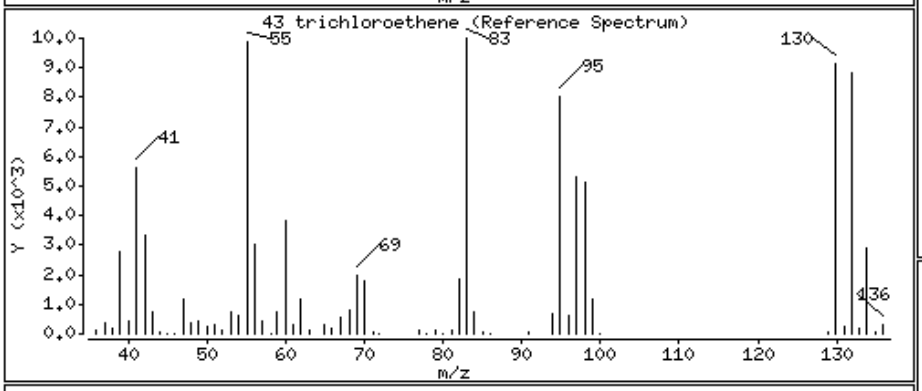

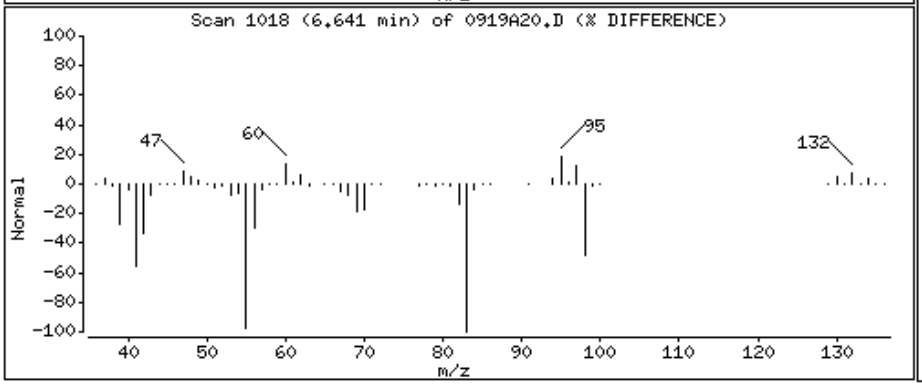

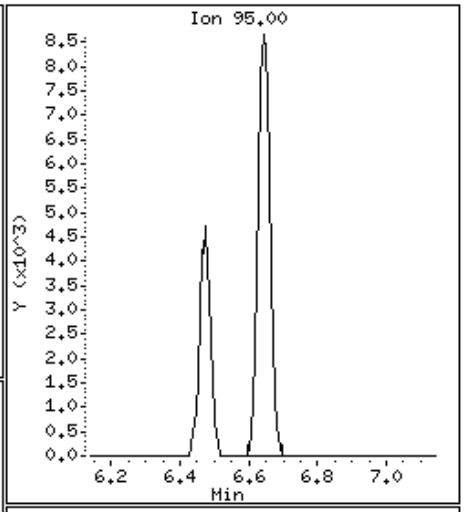

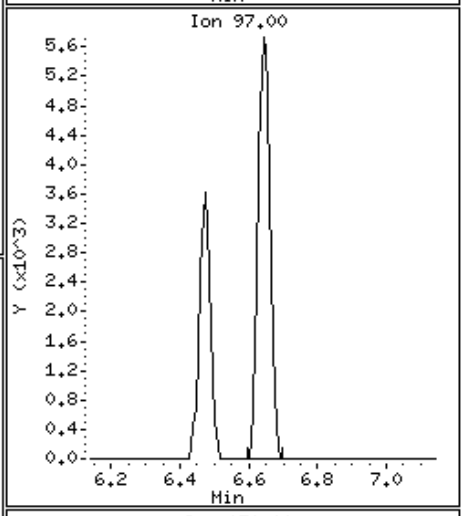

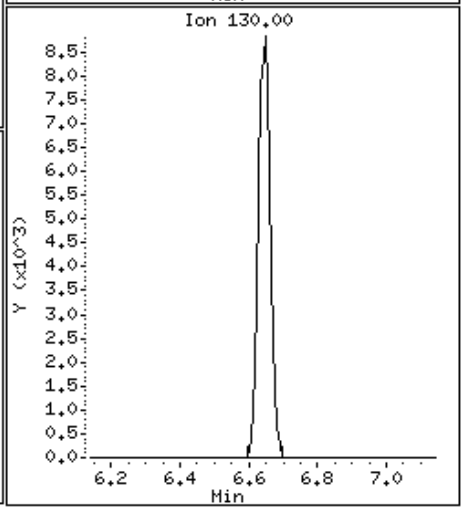

Data File: \\Orgserv2\ff\chem\GCMSVOA\Voa105.i\140919.b\0919A20.D

Date : 19-SEP-2014 17:49

Client ID:

Instrument: Voa105.i

Sample Info: l1421110-31,31,10,,a

Purge Volume: 10.0

Operator: PD

Column phase:

Column diameter: 0.18

67 chlorobenzene

Concentration: 2.192 ngs

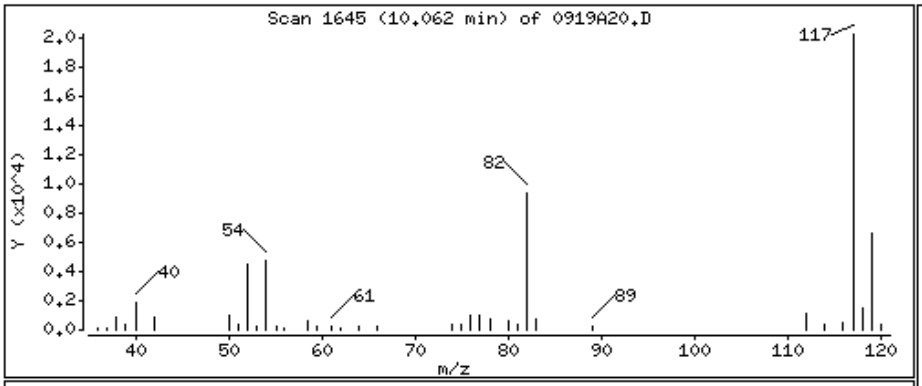

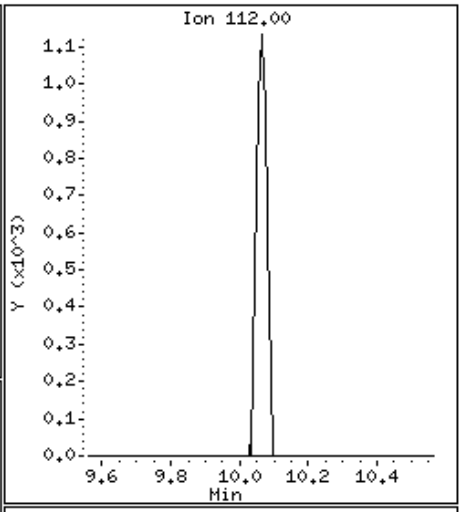

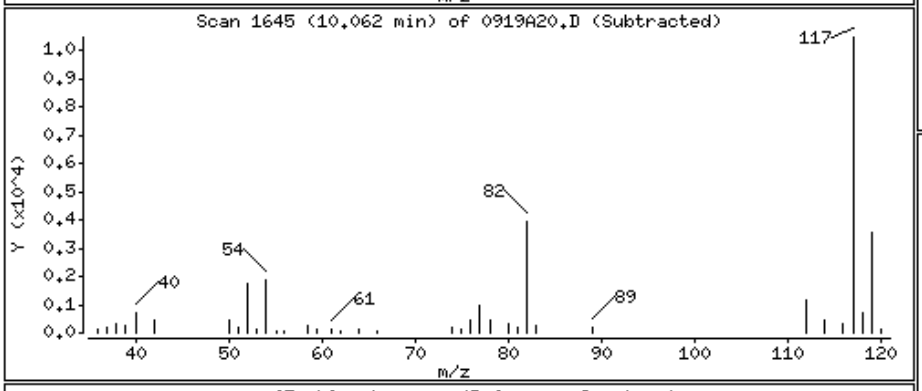

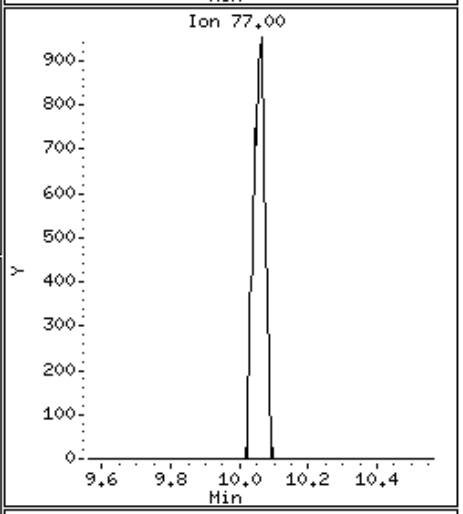

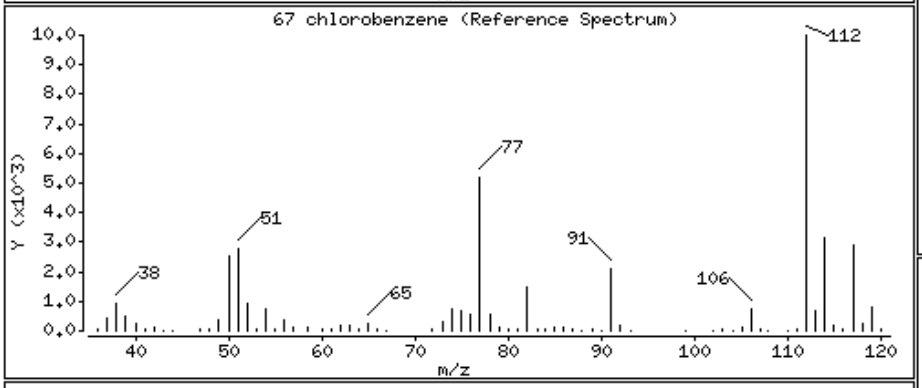

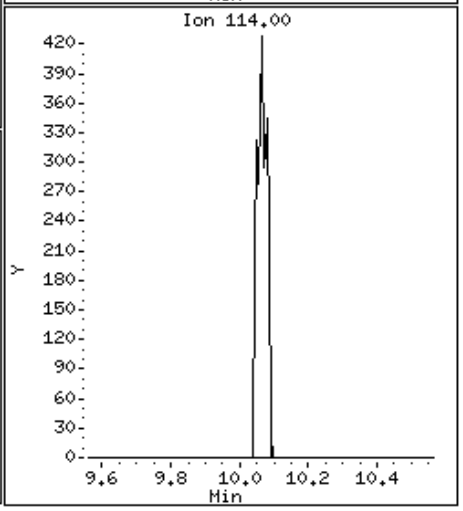

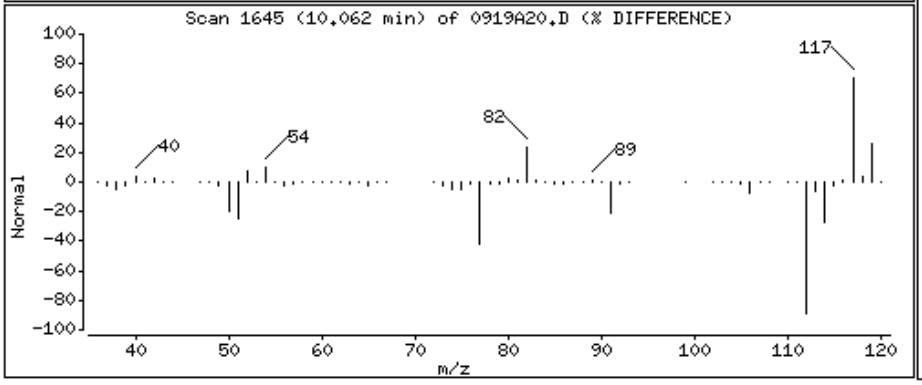

Data File: \\Orgserv2\ff\chem\GCMSVOA\Voa105.i\140919.b\0919A20.D

Date : 19-SEP-2014 17:49

Client ID:

Instrument: Voa105.i

Sample Info: l1421110-31,31,10,,a

Purge Volume: 10.0

Operator: PD

Column phase:

Column diameter: 0.18

94 1,4-dichlorobenzene

Concentration: 8.924 ngs

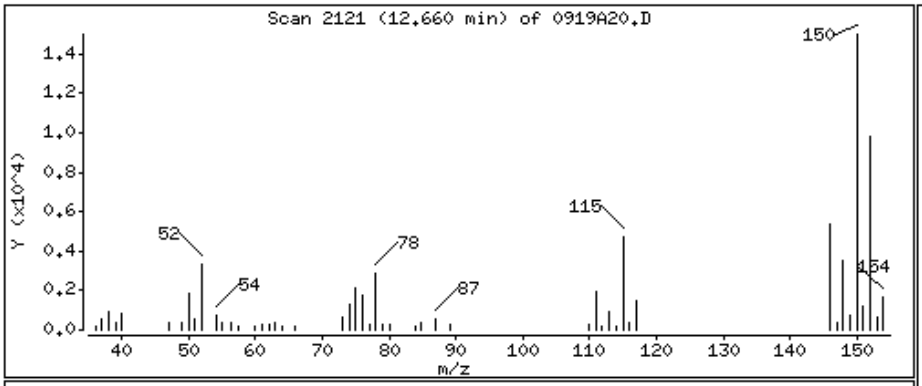

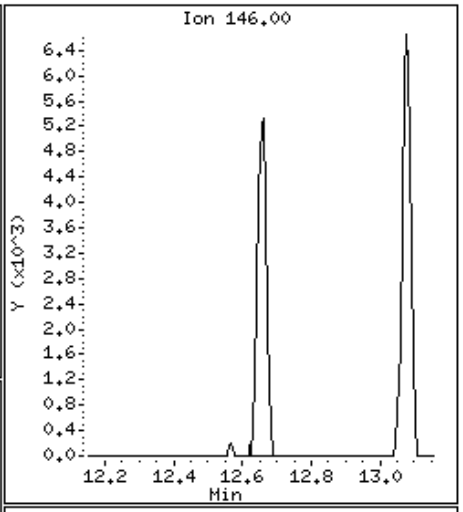

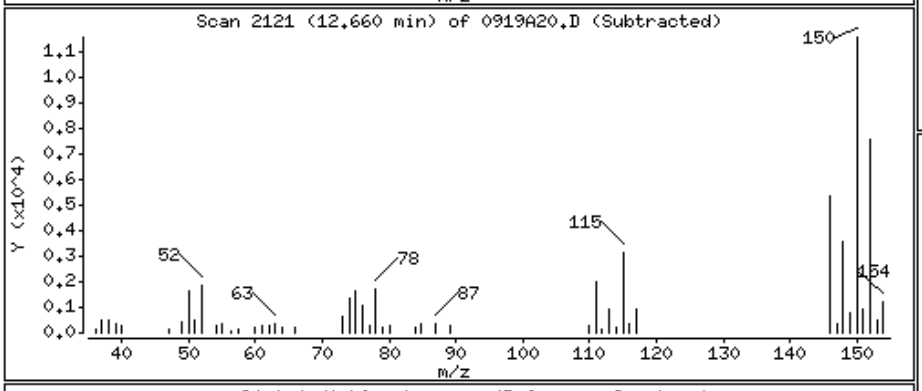

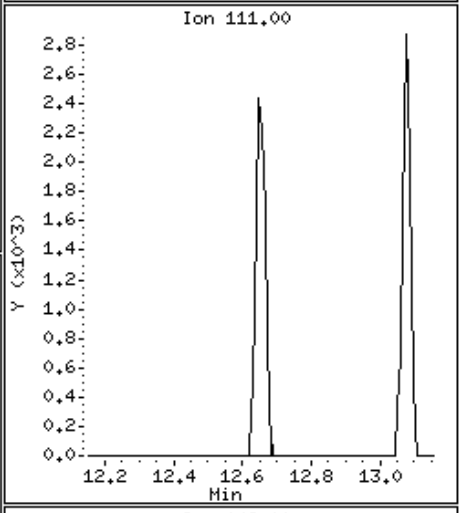

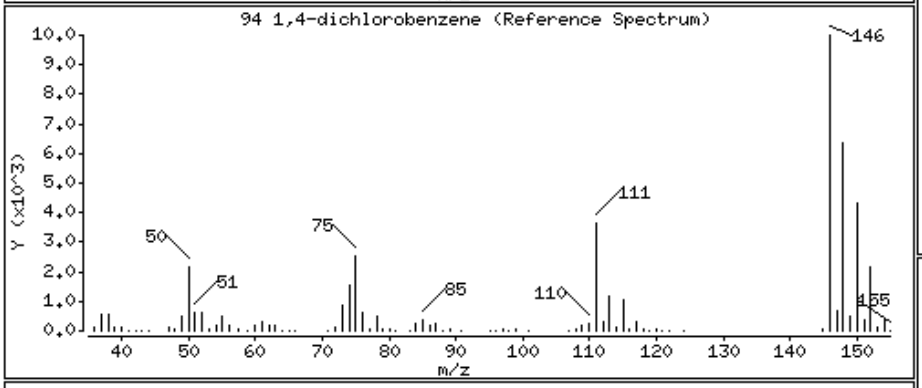

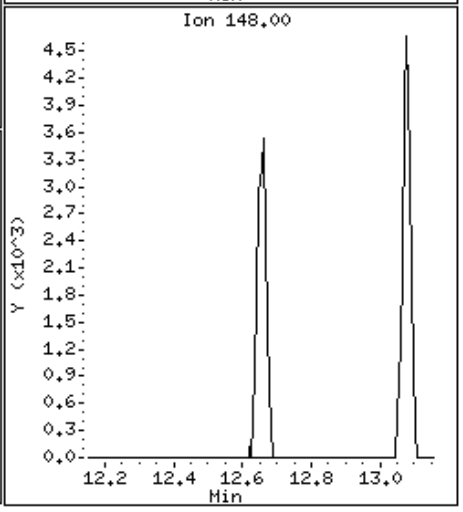

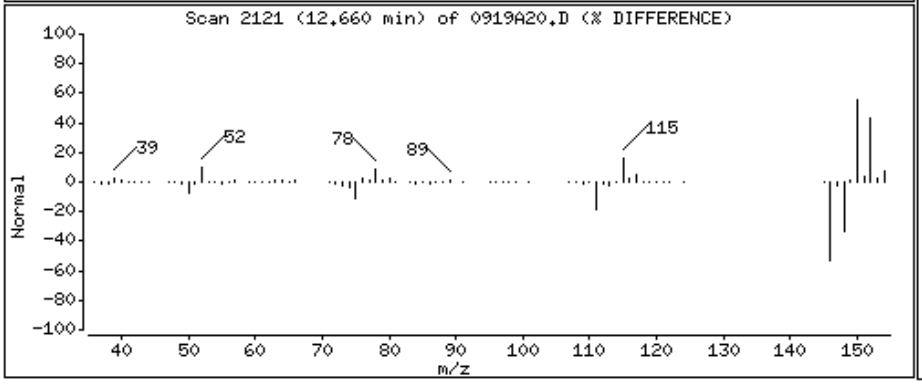

Data File: \\Orgserv2\ff\chem\GCMSVOA\Voa105.i\140919.b\0919A20.D

Date : 19-SEP-2014 17:49

Client ID:

Instrument: Voa105.i

Sample Info: l1421110-31,31,10,,a

Purge Volume: 10.0

Operator: PD

Column phase:

Column diameter: 0.18

97 1,2-dichlorobenzene

Concentration: 12.997 ngs

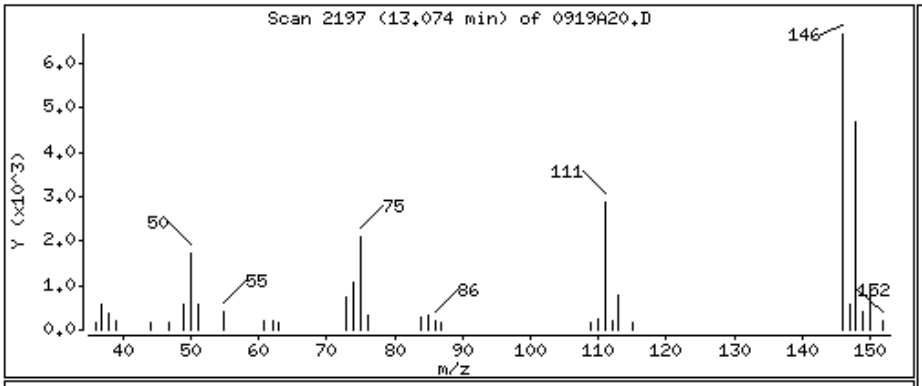

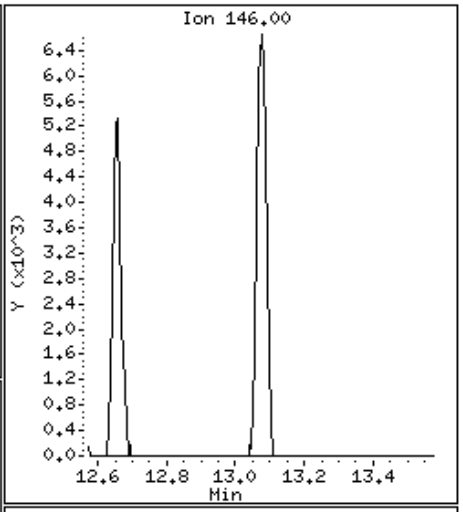

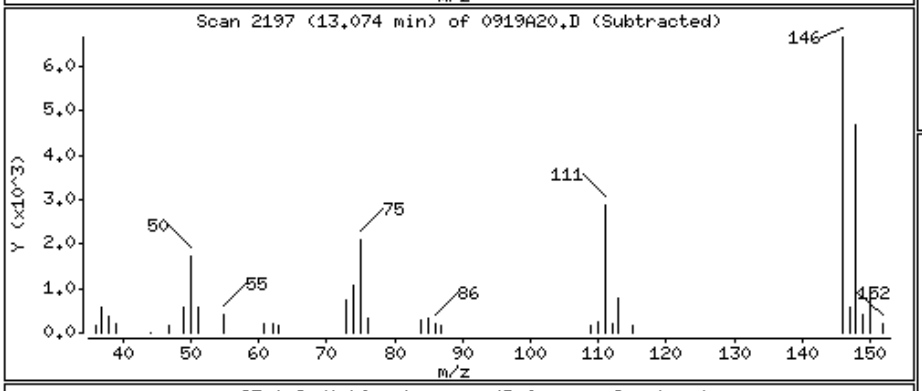

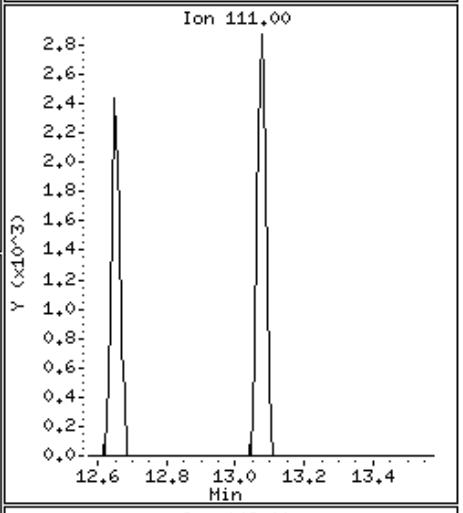

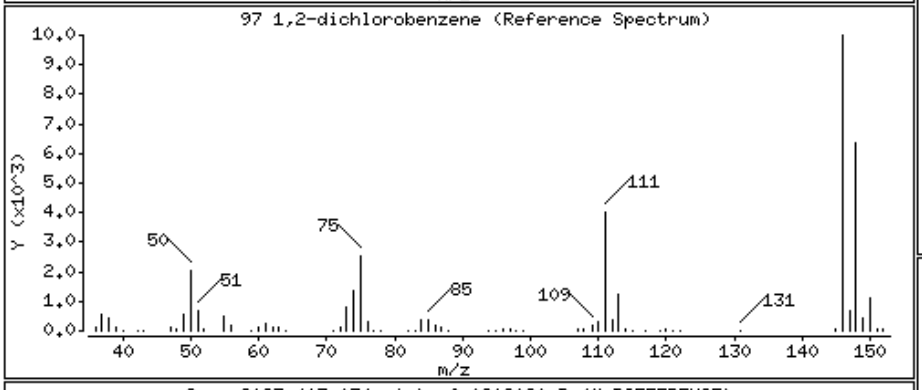

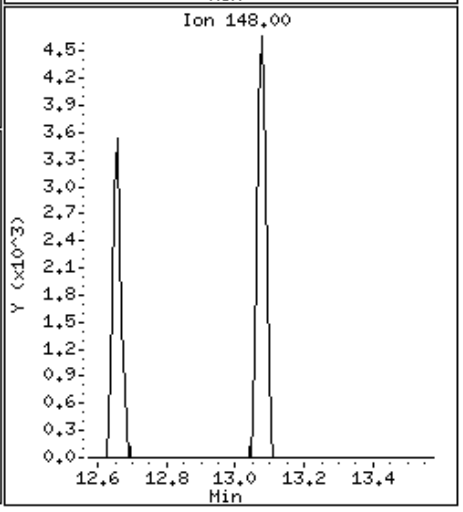

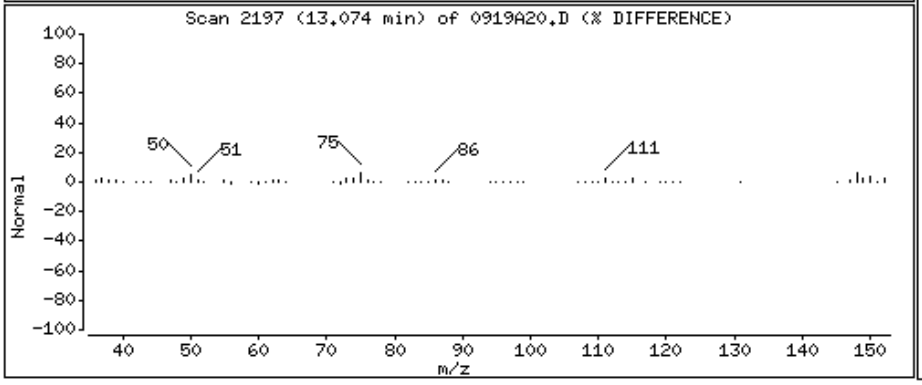

Alpha Analytical Labs

Manual Integration

Sample Info	: l1421110-31,31,10,,a wg723644,ical10058		
Instrument ID	: Voa105.i		
Method	: liq8260B.m		
File	: 0919A20.D		
Injection Date	: 19-SEP-2014 17:49		
Quantitation	: ISTD	Integrator :	HP RTE
Dilution Factor	: 1.00	Sample Type:	SAMPLE

This File has no version history.

//Orgserv2/ff/chem/GCMSVOA/Voa105.i/140919.b/original/0919A20.D

Alpha Analytical Labs

gc/ms voa - VOA105

Data file : \\Orgserv2\ff\chem\GCMSVOA\Voa105.i\140919.b\0919A21.D
Lab Smp Id:
Inj Date : 19-SEP-2014 18:17
Operator : PD Inst ID: Voa105.i
Smp Info : l1421110-32,31,10,,a
Misc Info : wg723644,ical10058
Comment :
Method : \\Orgserv2\ff\chem\GCMSVOA\Voa105.i\140919.b\liq8260B.m
Meth Date : 19-Sep-2014 14:58 pduczmalew Quant Type: ISTD
Cal Date : 04-SEP-2014 00:38 Cal File: 0903A13.D
Als bottle: 21
Dil Factor: 1.00000
Integrator: HP RTE Compound Sublist: NJTCL.sub
Target Version: 4.12
Processing Host: VIRTUALXP-76524

Concentration Formula: Amt * DF * CpndVariable
Cpnd Variable Local Compound Variable

			QUANT SIG					CONCENTRATIONS ON-COLUMN	FINAL	
		Compounds	MASS	RT	EXP RT	REL RT	RESPONSE	(ngs)	(ngs)	REVIEW CODE
	1	dichlorodifluoromethane	85	Compound Not Detected.						
	2	chloromethane	50	Compound Not Detected.						
	3	vinyl chloride	62	Compound Not Detected.						
	4	bromomethane	94	Compound Not Detected.						
	5	chloroethane	64	Compound Not Detected.						
	6	trichlorofluoromethane	101	Compound Not Detected.						
	8	1,1,-dichloroethene	96	Compound Not Detected.						
	9	carbon disulfide	76	Compound Not Detected.						
	10	freon-113	101	Compound Not Detected.						
	11	methylene chloride	84	Compound Not Detected.						
	13	acetone	43	3.945	3.945	(0.610)	7099	116.902	116.902	
	14	trans-1,2-dichloroethene	96	Compound Not Detected.						
	15	Methyl Acetate	43	Compound Not Detected.						
	16	methyl tert butyl ether	73	Compound Not Detected.						
	19	1,1-dichloroethane	63	Compound Not Detected.						
	24	cis-1,2-dichloroethene	96	Compound Not Detected.						
	27	bromochloromethane	128	Compound Not Detected.						
	26	Cyclohexane	56	Compound Not Detected.						
	28	chloroform	83	5.462	5.462	(0.844)	1991	4.77298	4.772	
	30	carbontetrachloride	117	Compound Not Detected.						
$	32	dibromofluoromethane	113	5.642	5.648	(0.872)	26510	100.735	100.734	
	33	1,1,1-trichloroethane	97	Compound Not Detected.						
	34	2-butanone	43	Compound Not Detected.						
	36	benzene	78	Compound Not Detected.						
$	38	1,2-dichloroethane-d4	65	6.188	6.188	(0.956)	29563	117.560	117.560	
	39	1,2-dichloroethane	62	Compound Not Detected.						
*	41	flourobenzene	96	6.472	6.472	(1.000)	116980	100.000		
	42	methyl cyclohexane	83	Compound Not Detected.						

	Compounds	QUANT SIG MASS	RT	EXP RT	REL RT	RESPONSE	CONCENTRATIONS ON-COLUMN (ngs)	CONCENTRATIONS FINAL (ngs)	REVIEW CODE
	43 trichloroethene	95	6.646	6.641	(1.027)	3090	10.2773	10.277	
	46 1,2-dichloropropane	63	Compound Not Detected.						
	47 bromodichloromethane	83	Compound Not Detected.						
	49 1,4-Dioxane	88	Compound Not Detected.						
	52 cis-1,3-dichloropropene	75	Compound Not Detected.						
$	53 toluene-d8	98	8.179	8.180	(0.814)	115970	105.252	105.252	
	54 toluene	92	Compound Not Detected.						
	56 4-methyl-2-pentanone	58	Compound Not Detected.						
	55 tetrachloroethene	166	Compound Not Detected.						
	57 trans-1,3-dichloropropene	75	Compound Not Detected.						
	60 1,1,2-trichloroethane	83	Compound Not Detected.						
	61 chlorodibromomethane	129	Compound Not Detected.						
	64 1,2-dibromoethane	107	Compound Not Detected.						
	65 2-hexanone	43	Compound Not Detected.						
*	66 chlorobenzene-d5	117	10.046	10.040	(1.000)	99492	100.000		
	67 chlorobenzene	112	Compound Not Detected.						
	68 ethyl benzene	91	Compound Not Detected.						
	70 p/m xylene	106	Compound Not Detected.						
	71 o xylene	106	Compound Not Detected.						
	72 styrene	104	Compound Not Detected.						
	73 bromoform	173	Compound Not Detected.						
	74 isopropylbenzene	105	Compound Not Detected.						
$	75 4-bromofluorobenzene	95	11.470	11.464	(0.907)	50400	84.9289	84.928	
	79 1,1,2,2,-tetrachloroethane	83	Compound Not Detected.						
	92 1,3-dichlorobenzene	146	Compound Not Detected.						
*	93 1,4-dichlorobenzene-d4	152	12.643	12.643	(1.000)	57241	100.000		
	94 1,4-dichlorobenzene	146	Compound Not Detected.						
	97 1,2-dichlorobenzene	146	Compound Not Detected.						
	99 1,2-dibromo-3-chloropropane	75	Compound Not Detected.						
	102 1,2,4-trichlorobenzene	180	Compound Not Detected.						
	104 1,2,3-trichlorobenzene	180	Compound Not Detected.						

Alpha Analytical Labs

gc/ms voa - VOA105

Data file : \\Orgserv2\ff\chem\GCMSVOA\Voa105.i\140919.b\0919A21.D
Lab Smp Id:
Inj Date : 19-SEP-2014 18:17
Operator : PD Inst ID: Voa105.i
Smp Info : l1421110-32,31,10,,a
Misc Info : wg723644,ical10058
Comment :
Method : \\Orgserv2\ff\chem\GCMSVOA\Voa105.i\140919.b\liq8260B.m
Meth Date : 19-Sep-2014 14:58 pduczmalew Quant Type: ISTD
Cal Date : 04-SEP-2014 00:38 Cal File: 0903A13.D
Als bottle: 21
Dil Factor: 1.00000
Integrator: HP RTE Compound Sublist: NJTCL.sub
Target Version: 4.12
Processing Host: VIRTUALXP-76524

- NO TENTATIVELY IDENTIFIED COMPOUNDS -

Alpha Analytical Labs

INTERNAL STANDARD COMPOUNDS
AREA AND RT SUMMARY

Instrument ID: Voa105.i
Lab File ID: 0919A21.D
Lab Smp Id:
Analysis Type: VOA
Quant Type: ISTD
Operator: PD
Method File: \\Orgserv2\ff\chem\GCMSVOA\Voa105.i\140919.b\liq8260B.m
Misc Info: wg723644,ical10058

Calibration Date: 19-SEP-2014
Calibration Time: 09:28

Level: LOW
Sample Type: WATER

Test Mode:
Use Last Continuing Calibrator.
If Continuing Cal. use Initial Cal. Level 3

COMPOUND	STANDARD	AREA LIMIT LOWER	AREA LIMIT UPPER	SAMPLE	%DIFF
41 flourobenzene	177125	88563	354250	116980	-33.96
66 chlorobenzene-d5	159096	79548	318192	99492	-37.46
93 1,4-dichlorobenze	96748	48374	193496	57241	-40.83

COMPOUND	STANDARD	RT LIMIT LOWER	RT LIMIT UPPER	SAMPLE	%DIFF
41 flourobenzene	6.47	5.97	6.97	6.47	-0.00
66 chlorobenzene-d5	10.04	9.54	10.54	10.05	0.05
93 1,4-dichlorobenze	12.64	12.14	13.14	12.64	-0.00

AREA UPPER LIMIT = +100% of internal standard area.
AREA LOWER LIMIT = - 50% of internal standard area.
RT UPPER LIMIT = + 0.50 minutes of internal standard RT.
RT LOWER LIMIT = - 0.50 minutes of internal standard RT.

Alpha Analytical Labs

RECOVERY REPORT

Client Name: Client SDG: SDGa00307
Sample Matrix: LIQUID Fraction: VOA
Lab Smp Id:
Level: LOW Operator: PD
Data Type: MS DATA SampleType: SAMPLE
SpikeList File: curveall.spk Quant Type: ISTD
Sublist File: NJTCL.sub
Method File: \\Orgserv2\ff\chem\GCMSVOA\Voa105.i\140919.b\liq8260B.m
Misc Info: wg723644,ical10058

SURROGATE COMPOUND	AMOUNT ADDED ngs	AMOUNT RECOVERED ngs	% RECOVERED	LIMITS
$ 32 dibromofluorometha	100.000	100.734	100.73	70-130
$ 38 1,2-dichloroethane	100.000	117.560	117.56	70-130
$ 53 toluene-d8	100.000	105.252	105.25	70-130
$ 75 4-bromofluorobenze	100.000	84.928	84.93	70-130

Data File: \\Orgserv2\ff\chem\GCMSVOA\Voa105.i\140919.b\0919A21.D
Date : 19-SEP-2014 18:17
Client ID:
Sample Info: 11421110-32,31,10,,a
Purge Volume: 10.0
Column phase:

Instrument: Voa105.i
Operator: PD
Column diameter: 0.18

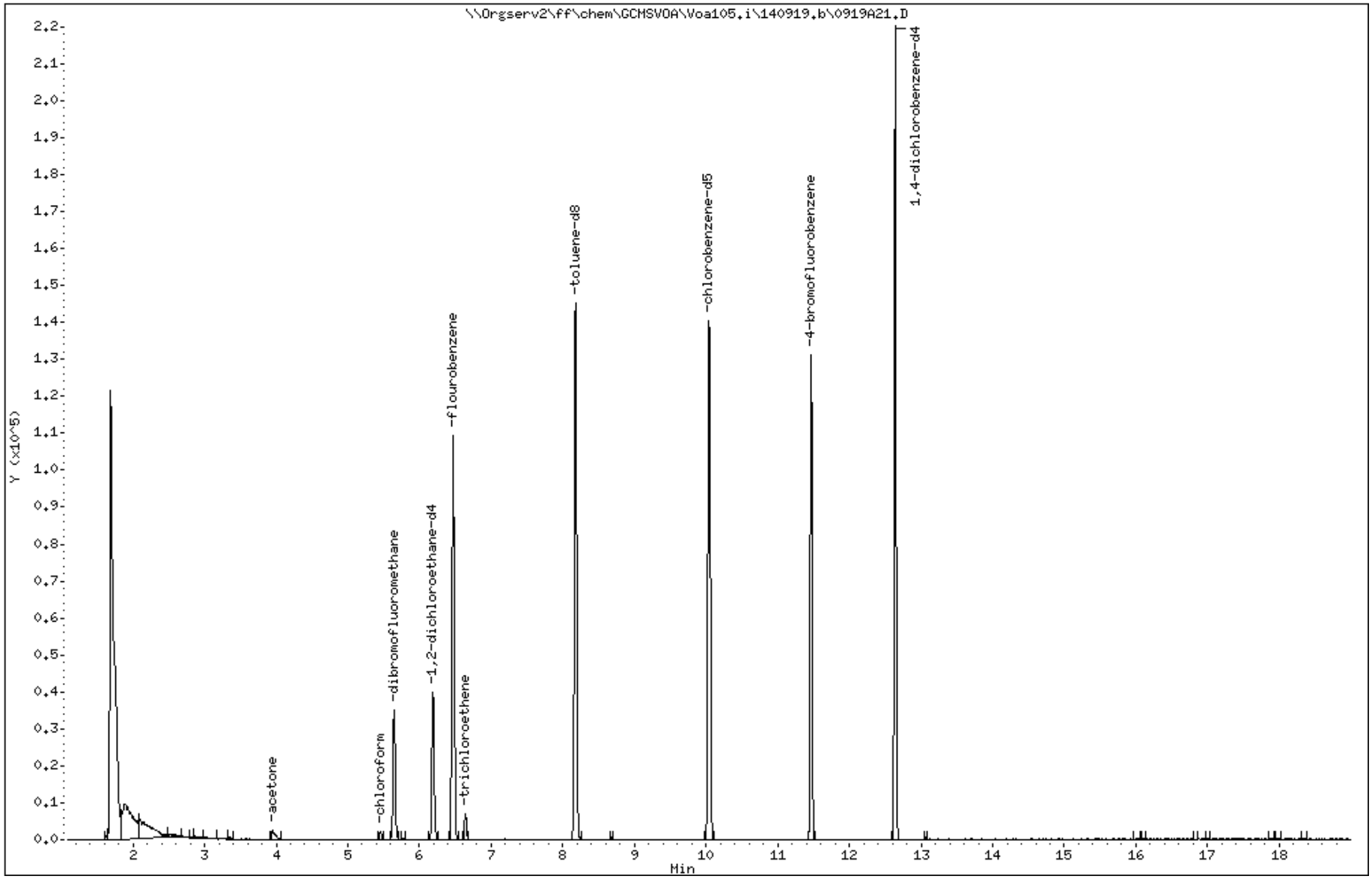

Data File: \\Orgserv2\ff\chem\GCMSVOA\Voa105.i\140919.b\0919A21.D

Date : 19-SEP-2014 18:17

Client ID:

Instrument: Voa105.i

Sample Info: l1421110-32,31,10,,a

Purge Volume: 10.0

Operator: PD

Column phase:

Column diameter: 0.18

13 acetone

Concentration: 116.902 ngs

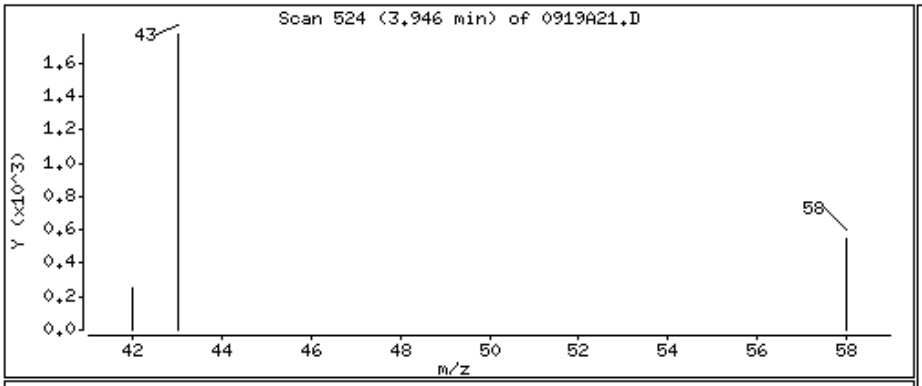

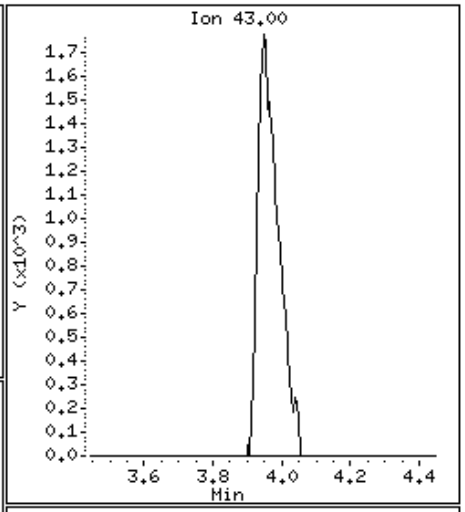

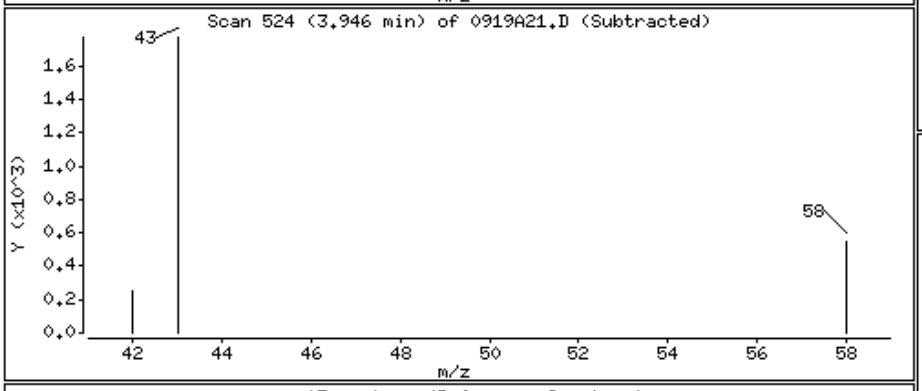

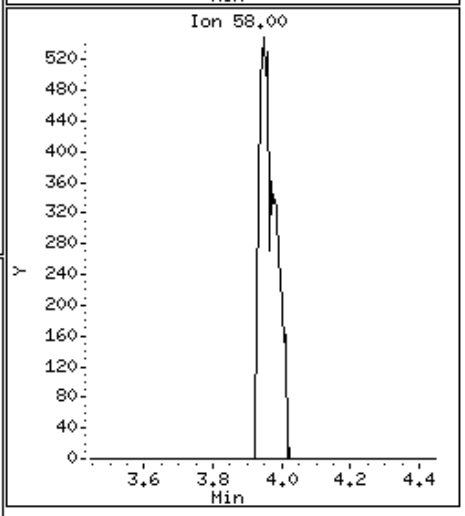

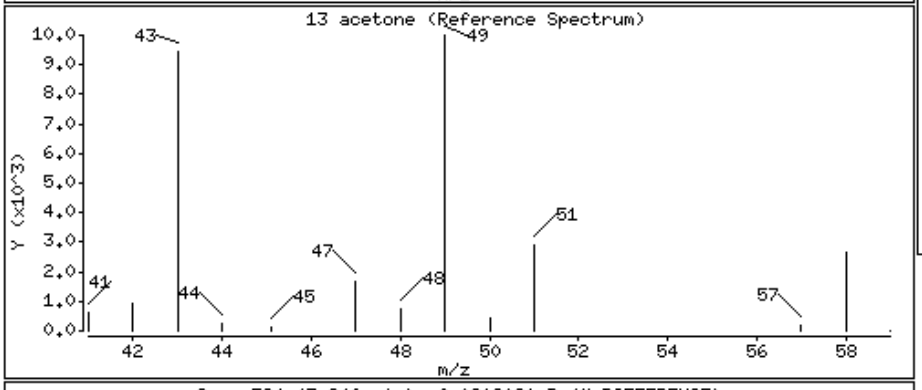

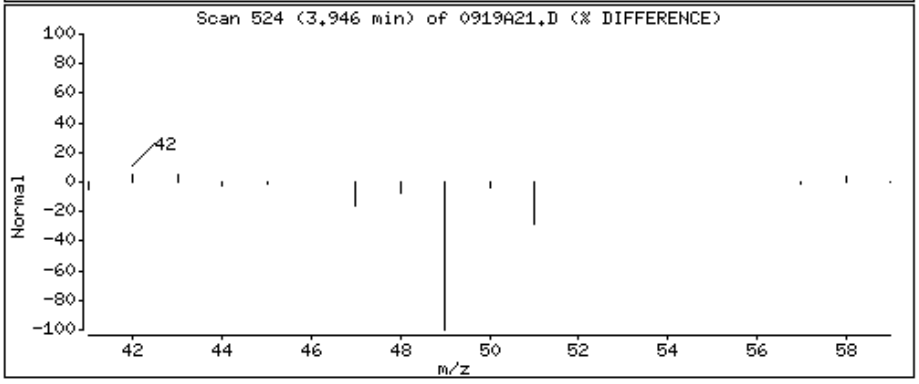

Data File: \\Orgserv2\ff\chem\GCMSVOA\Voa105.i\140919.b\0919A21.D

Date : 19-SEP-2014 18:17

Client ID:

Instrument: Voa105.i

Sample Info: l1421110-32,31,10,,a

Purge Volume: 10.0

Operator: PD

Column phase:

Column diameter: 0.18

28 chloroform

Concentration: 4.772 ngs

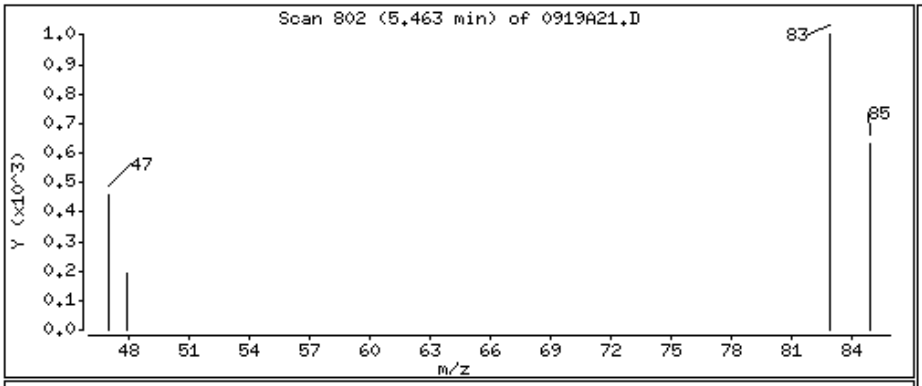

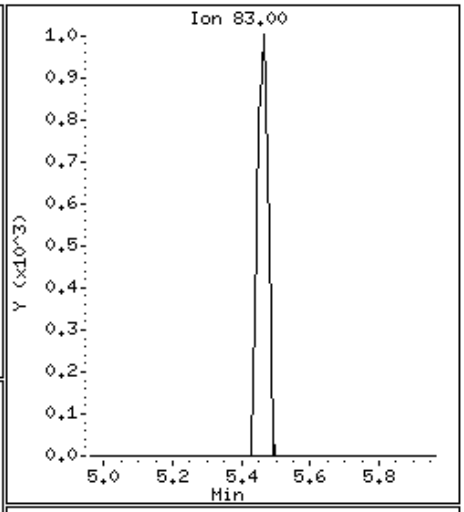

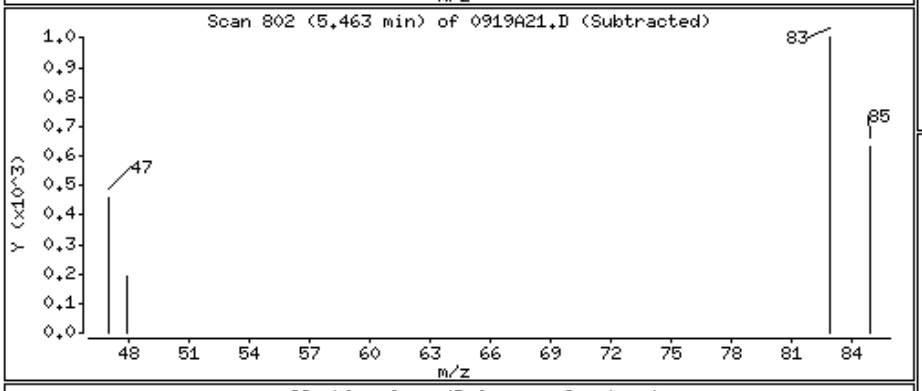

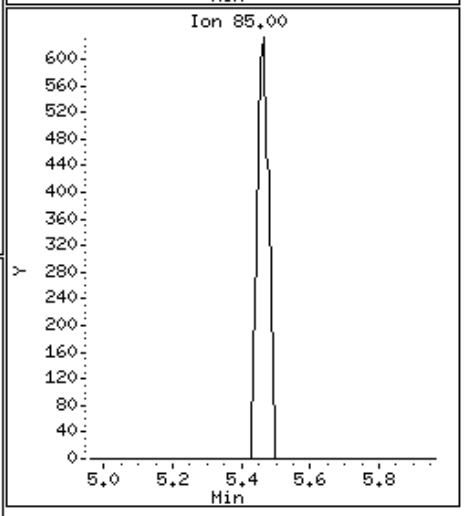

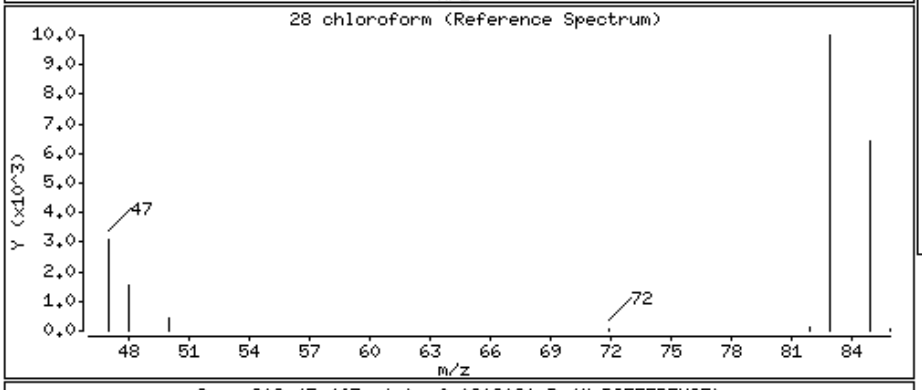

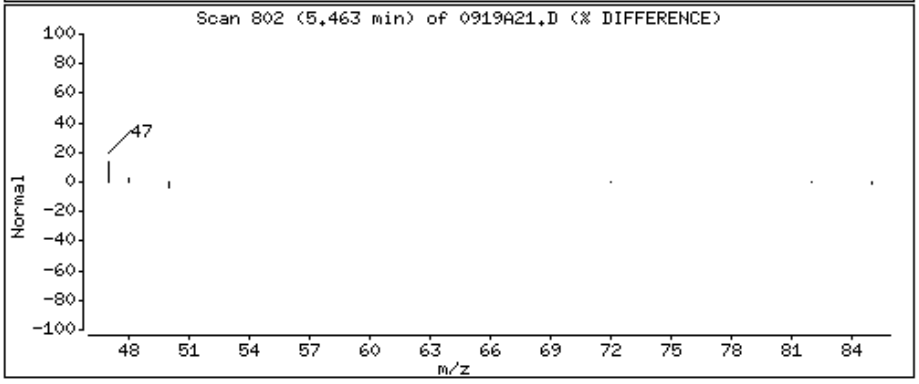

Data File: \\Orgserv2\ff\chem\GCMSVOA\Voa105.i\140919.b\0919A21.D

Date : 19-SEP-2014 18:17

Client ID:

Instrument: Voa105.i

Sample Info: l1421110-32,31,10,,a

Purge Volume: 10.0

Operator: PD

Column phase:

Column diameter: 0.18

43 trichloroethene

Concentration: 10.277 ngs

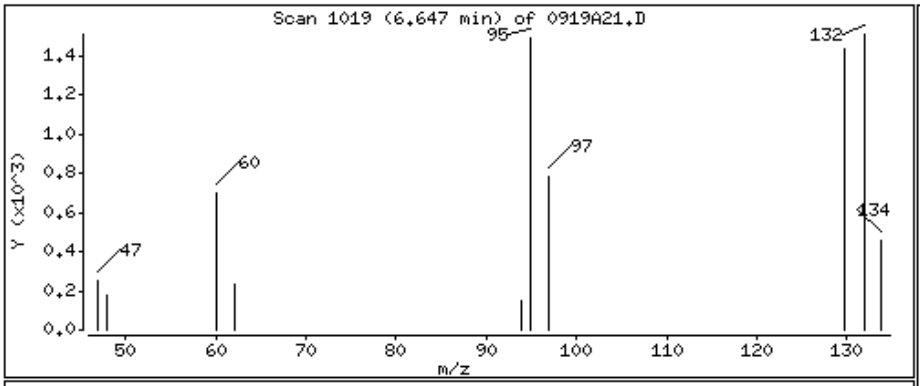

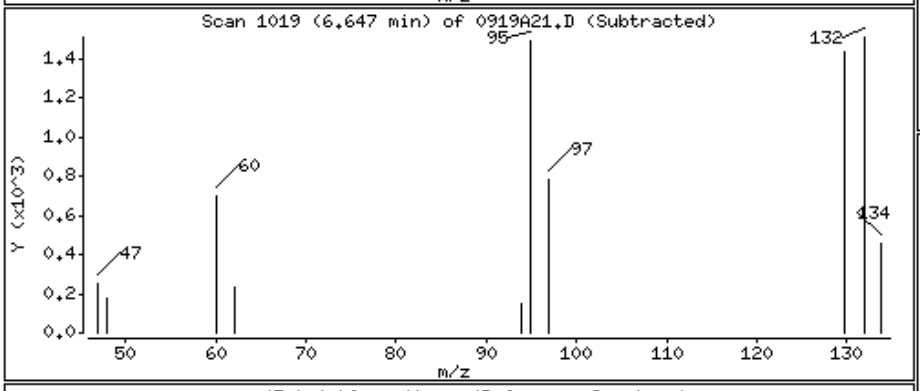

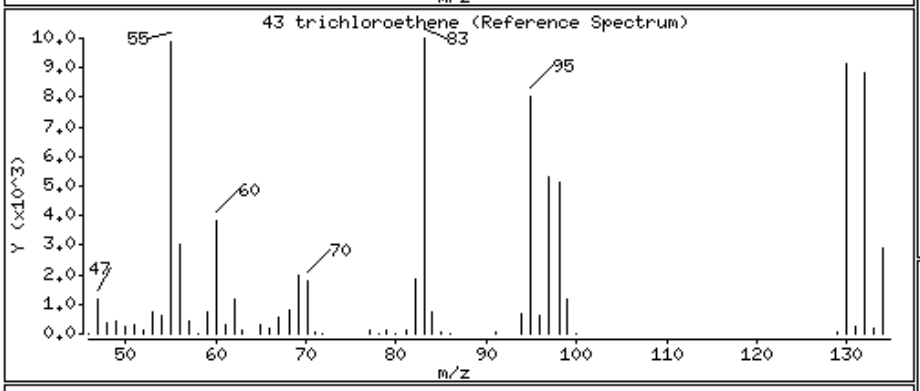

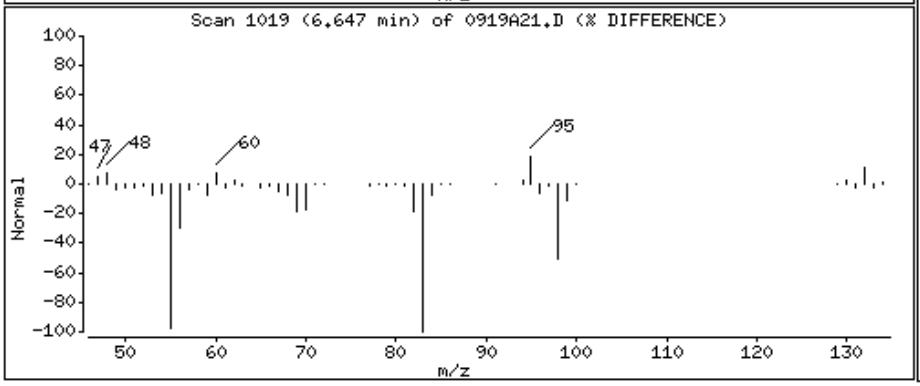

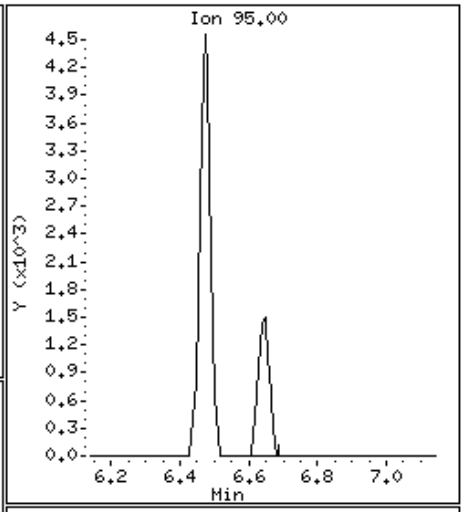

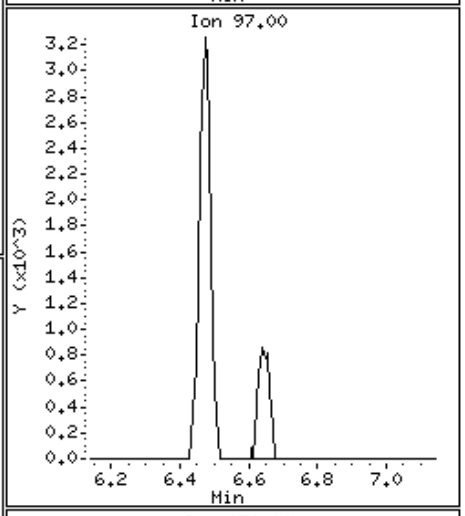

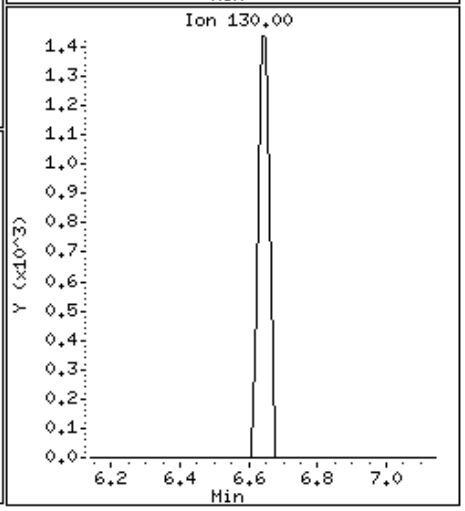

Alpha Analytical Labs

Manual Integration

Sample Info	: l1421110-32,31,10,,a wg723644,ical10058		
Instrument ID	: Voa105.i		
Method	: liq8260B.m		
File	: 0919A21.D		
Injection Date	: 19-SEP-2014 18:17		
Quantitation	: ISTD	Integrator :	HP RTE
Dilution Factor	: 1.00	Sample Type:	SAMPLE

This File has no version history.

//Orgserv2/ff/chem/GCMSVOA/Voa105.i/140919.b/original/0919A21.D

Alpha Analytical Labs

gc/ms voa - VOA105

Data file : \\Orgserv2\ff\chem\GCMSVOA\Voa105.i\140919.b\0919A22.D
Lab Smp Id:
Inj Date : 19-SEP-2014 18:45
Operator : PD Inst ID: Voa105.i
Smp Info : l1421110-33,31,10,,a
Misc Info : wg723644,ical10058
Comment :
Method : \\Orgserv2\ff\chem\GCMSVOA\Voa105.i\140919.b\liq8260B.m
Meth Date : 19-Sep-2014 14:58 pduczmalew Quant Type: ISTD
Cal Date : 04-SEP-2014 00:38 Cal File: 0903A13.D
Als bottle: 22
Dil Factor: 1.00000
Integrator: HP RTE Compound Sublist: NJTCL.sub
Target Version: 4.12
Processing Host: VIRTUALXP-76524

Concentration Formula: Amt * DF * CpndVariable
Cpnd Variable Local Compound Variable

	Compounds	QUANT SIG MASS	RT	EXP RT	REL RT	RESPONSE	CONCENTRATIONS ON-COLUMN (ngs)	FINAL (ngs)	REVIEW CODE
	1 dichlorodifluoromethane	85	Compound Not Detected.						
	2 chloromethane	50	Compound Not Detected.						
	3 vinyl chloride	62	Compound Not Detected.						
	4 bromomethane	94	Compound Not Detected.						
	5 chloroethane	64	Compound Not Detected.						
	6 trichlorofluoromethane	101	Compound Not Detected.						
	8 1,1,-dichloroethene	96	Compound Not Detected.						
	9 carbon disulfide	76	Compound Not Detected.						
	10 freon-113	101	Compound Not Detected.						
	11 methylene chloride	84	Compound Not Detected.						
	13 acetone	43	3.945	3.945	(0.610)	5460	89.8938	89.893	
	14 trans-1,2-dichloroethene	96	Compound Not Detected.						
	15 Methyl Acetate	43	Compound Not Detected.						
	16 methyl tert butyl ether	73	Compound Not Detected.						
	19 1,1-dichloroethane	63	Compound Not Detected.						
	24 cis-1,2-dichloroethene	96	Compound Not Detected.						
	27 bromochloromethane	128	Compound Not Detected.						
	26 Cyclohexane	56	Compound Not Detected.						
	28 chloroform	83	Compound Not Detected.						
	30 carbontetrachloride	117	Compound Not Detected.						
$	32 dibromofluoromethane	113	5.648	5.648	(0.873)	26719	101.508	101.508	
	33 1,1,1-trichloroethane	97	Compound Not Detected.						
	34 2-butanone	43	Compound Not Detected.						
	36 benzene	78	Compound Not Detected.						
$	38 1,2-dichloroethane-d4	65	6.188	6.188	(0.956)	29500	117.286	117.285	
	39 1,2-dichloroethane	62	Compound Not Detected.						
*	41 flourobenzene	96	6.472	6.472	(1.000)	117004	100.000		
	42 methyl cyclohexane	83	Compound Not Detected.						

	Compounds	QUANT SIG MASS	RT	EXP RT	REL RT	RESPONSE	CONCENTRATIONS ON-COLUMN (ngs)	CONCENTRATIONS FINAL (ngs)	REVIEW CODE
	43 trichloroethene	95	Compound Not Detected.						
	46 1,2-dichloropropane	63	Compound Not Detected.						
	47 bromodichloromethane	83	Compound Not Detected.						
	49 1,4-Dioxane	88	Compound Not Detected.						
	52 cis-1,3-dichloropropene	75	Compound Not Detected.						
$	53 toluene-d8	98	8.180	8.180	(0.815)	115716	105.259	105.258	
	54 toluene	92	Compound Not Detected.						
	56 4-methyl-2-pentanone	58	Compound Not Detected.						
	55 tetrachloroethene	166	Compound Not Detected.						
	57 trans-1,3-dichloropropene	75	Compound Not Detected.						
	60 1,1,2-trichloroethane	83	Compound Not Detected.						
	61 chlorodibromomethane	129	Compound Not Detected.						
	64 1,2-dibromoethane	107	Compound Not Detected.						
	65 2-hexanone	43	Compound Not Detected.						
*	66 chlorobenzene-d5	117	10.040	10.040	(1.000)	99268	100.000		
	67 chlorobenzene	112	Compound Not Detected.						
	68 ethyl benzene	91	Compound Not Detected.						
	70 p/m xylene	106	Compound Not Detected.						
	71 o xylene	106	Compound Not Detected.						
	72 styrene	104	Compound Not Detected.						
	73 bromoform	173	Compound Not Detected.						
	74 isopropylbenzene	105	Compound Not Detected.						
$	75 4-bromofluorobenzene	95	11.470	11.464	(0.907)	50690	84.5681	84.568	
	79 1,1,2,2,-tetrachloroethane	83	Compound Not Detected.						
	92 1,3-dichlorobenzene	146	Compound Not Detected.						
*	93 1,4-dichlorobenzene-d4	152	12.643	12.643	(1.000)	57816	100.000		
	94 1,4-dichlorobenzene	146	Compound Not Detected.						
	97 1,2-dichlorobenzene	146	Compound Not Detected.						
	99 1,2-dibromo-3-chloropropane	75	Compound Not Detected.						
	102 1,2,4-trichlorobenzene	180	Compound Not Detected.						
	104 1,2,3-trichlorobenzene	180	Compound Not Detected.						

Alpha Analytical Labs

gc/ms voa - VOA105

Data file : \\Orgserv2\ff\chem\GCMSVOA\Voa105.i\140919.b\0919A22.D
Lab Smp Id:
Inj Date : 19-SEP-2014 18:45
Operator : PD Inst ID: Voa105.i
Smp Info : l1421110-33,31,10,,a
Misc Info : wg723644,ical10058
Comment :
Method : \\Orgserv2\ff\chem\GCMSVOA\Voa105.i\140919.b\liq8260B.m
Meth Date : 19-Sep-2014 14:58 pduczmalew Quant Type: ISTD
Cal Date : 04-SEP-2014 00:38 Cal File: 0903A13.D
Als bottle: 22
Dil Factor: 1.00000
Integrator: HP RTE Compound Sublist: NJTCL.sub
Target Version: 4.12
Processing Host: VIRTUALXP-76524

- NO TENTATIVELY IDENTIFIED COMPOUNDS -

Alpha Analytical Labs

INTERNAL STANDARD COMPOUNDS
AREA AND RT SUMMARY

Instrument ID: Voa105.i
Lab File ID: 0919A22.D
Lab Smp Id:
Analysis Type: VOA
Quant Type: ISTD
Operator: PD
Method File: \\Orgserv2\ff\chem\GCMSVOA\Voa105.i\140919.b\liq8260B.m
Misc Info: wg723644,ical10058

Calibration Date: 19-SEP-2014
Calibration Time: 09:28

Level: LOW
Sample Type: WATER

Test Mode:
Use Last Continuing Calibrator.
If Continuing Cal. use Initial Cal. Level 3

COMPOUND	STANDARD	AREA LIMIT LOWER	AREA LIMIT UPPER	SAMPLE	%DIFF
41 flourobenzene	177125	88563	354250	117004	-33.94
66 chlorobenzene-d5	159096	79548	318192	99268	-37.60
93 1,4-dichlorobenze	96748	48374	193496	57816	-40.24

COMPOUND	STANDARD	RT LIMIT LOWER	RT LIMIT UPPER	SAMPLE	%DIFF
41 flourobenzene	6.47	5.97	6.97	6.47	-0.00
66 chlorobenzene-d5	10.04	9.54	10.54	10.04	-0.00
93 1,4-dichlorobenze	12.64	12.14	13.14	12.64	-0.00

AREA UPPER LIMIT = +100% of internal standard area.
AREA LOWER LIMIT = - 50% of internal standard area.
RT UPPER LIMIT = + 0.50 minutes of internal standard RT.
RT LOWER LIMIT = - 0.50 minutes of internal standard RT.

Alpha Analytical Labs

RECOVERY REPORT

Client Name: Client SDG: SDGa00307
Sample Matrix: LIQUID Fraction: VOA
Lab Smp Id:
Level: LOW Operator: PD
Data Type: MS DATA SampleType: SAMPLE
SpikeList File: curveall.spk Quant Type: ISTD
Sublist File: NJTCL.sub
Method File: \\Orgserv2\ff\chem\GCMSVOA\Voa105.i\140919.b\liq8260B.m
Misc Info: wg723644,ical10058

SURROGATE COMPOUND	AMOUNT ADDED ngs	AMOUNT RECOVERED ngs	% RECOVERED	LIMITS
$ 32 dibromofluorometha	100.000	101.508	101.51	70-130
$ 38 1,2-dichloroethane	100.000	117.285	117.29	70-130
$ 53 toluene-d8	100.000	105.258	105.26	70-130
$ 75 4-bromofluorobenze	100.000	84.568	84.57	70-130

Data File: \\Orgserv2\ff\chem\GCMSVOA\Voa105.i\140919.b\0919A22.D
Date : 19-SEP-2014 18:45
Client ID:
Instrument: Voa105.i
Sample Info: 11421110-33,31,10,,a
Purge Volume: 10.0
Operator: PD
Column phase:
Column diameter: 0.18

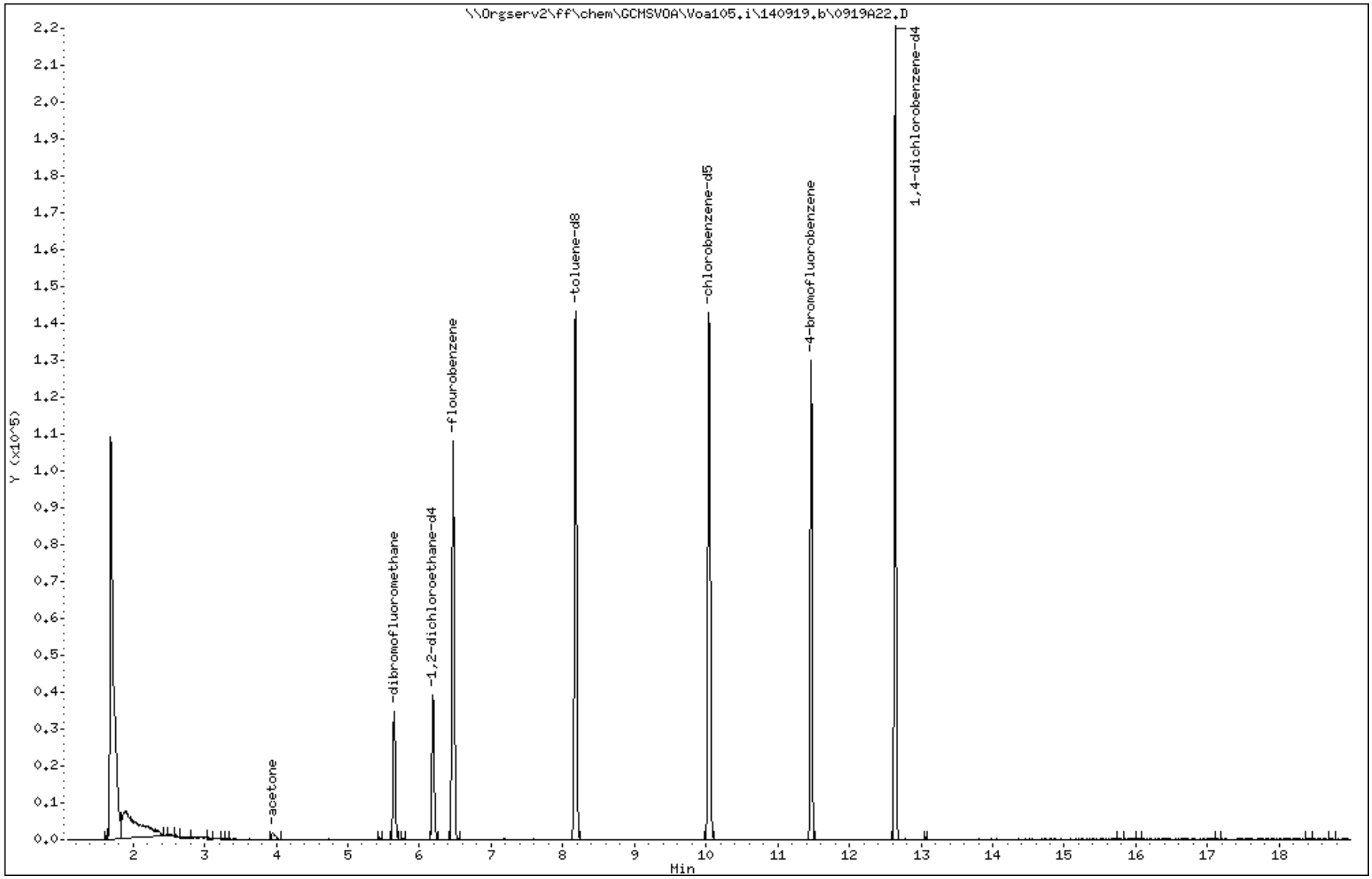

Data File: \\Orgserv2\ff\chem\GCMSVOA\Voa105.i\140919.b\0919A22.D

Date : 19-SEP-2014 18:45

Client ID:

Instrument: Voa105.i

Sample Info: l1421110-33,31,10,,a

Purge Volume: 10.0

Operator: PD

Column phase:

Column diameter: 0.18

13 acetone

Concentration: 89.893 ngs

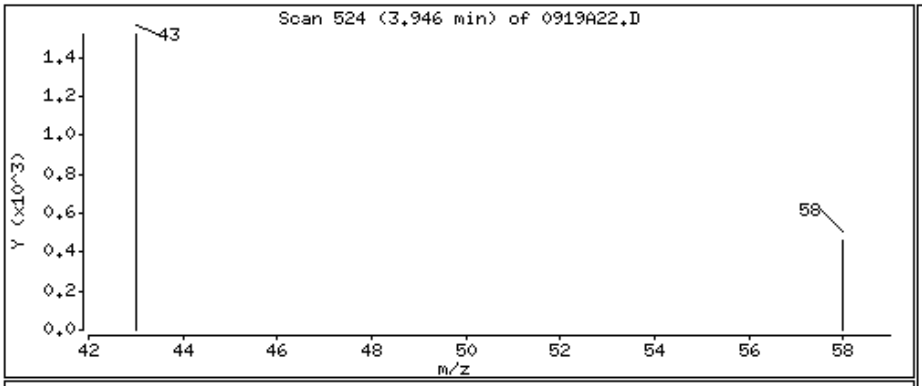

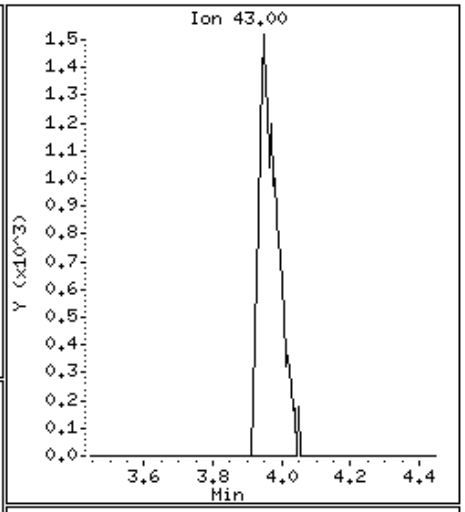

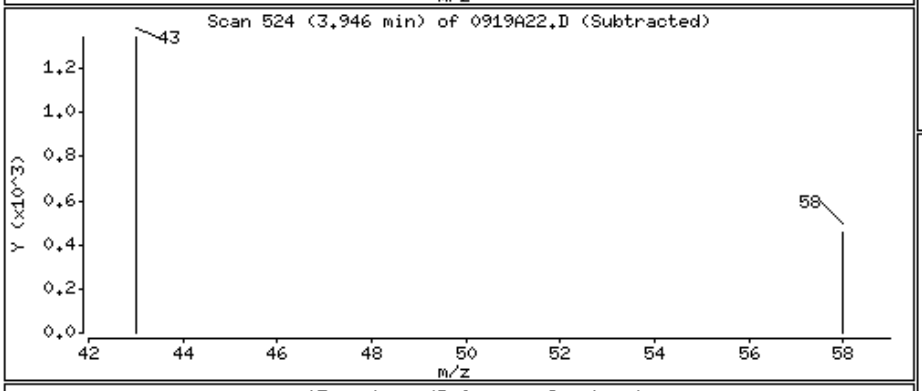

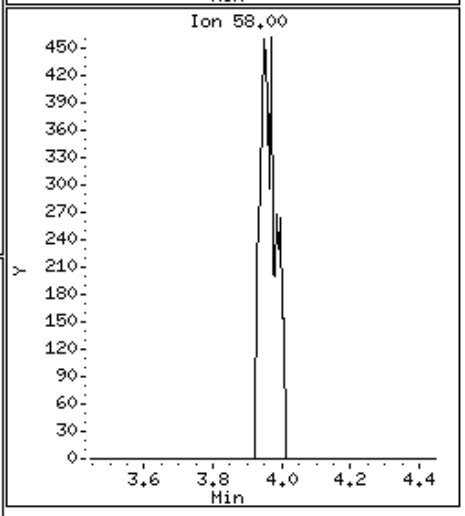

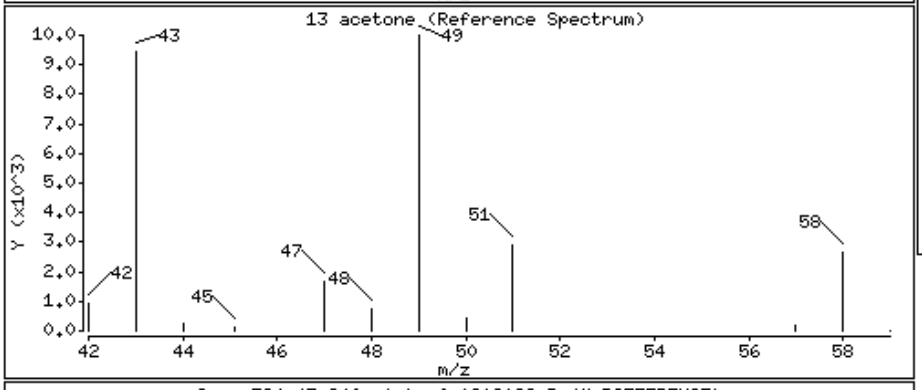

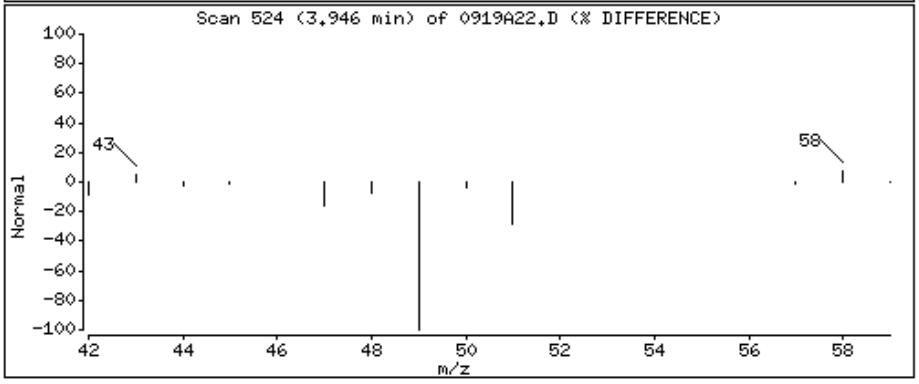

Alpha Analytical Labs

Manual Integration

Sample Info : l1421110-33,31,10,,a
wg723644,ical10058

Instrument ID : Voa105.i
Method : liq8260B.m
File : 0919A22.D
Injection Date : 19-SEP-2014 18:45
Quantitation : ISTD Integrator : HP RTE
Dilution Factor : 1.00 Sample Type: SAMPLE

This File has no version history.

//Orgserv2/ff/chem/GCMSVOA/Voa105.i/140919.b/original/0919A22.D

Alpha Analytical Labs

gc/ms voa - VOA105

Data file : \\Orgserv2\ff\chem\GCMSVOA\Voa105.i\140919.b\0919A23.D
Lab Smp Id:
Inj Date : 19-SEP-2014 19:13
Operator : PD Inst ID: Voa105.i
Smp Info : l1421110-34,31,10,,a
Misc Info : wg723644,ical10058
Comment :
Method : \\Orgserv2\ff\chem\GCMSVOA\Voa105.i\140919.b\liq8260B.m
Meth Date : 19-Sep-2014 14:58 pduczmalew Quant Type: ISTD
Cal Date : 04-SEP-2014 00:38 Cal File: 0903A13.D
Als bottle: 23
Dil Factor: 1.00000
Integrator: HP RTE Compound Sublist: NJTCL.sub
Target Version: 4.12
Processing Host: VIRTUALXP-76524

Concentration Formula: Amt * DF * CpndVariable
Cpnd Variable Local Compound Variable

	Compounds	QUANT SIG MASS	RT	EXP RT	REL RT	RESPONSE	CONCENTRATIONS ON-COLUMN (ngs)	FINAL (ngs)	REVIEW CODE
	1 dichlorodifluoromethane	85	Compound Not Detected.						
	2 chloromethane	50	Compound Not Detected.						
	3 vinyl chloride	62	Compound Not Detected.						
	4 bromomethane	94	Compound Not Detected.						
	5 chloroethane	64	Compound Not Detected.						
	6 trichlorofluoromethane	101	Compound Not Detected.						
	8 1,1,-dichloroethene	96	Compound Not Detected.						
	9 carbon disulfide	76	Compound Not Detected.						
	10 freon-113	101	3.356	3.356	(0.519)	3082	12.1842	12.184	
	11 methylene chloride	84	Compound Not Detected.						
	13 acetone	43	3.951	3.945	(0.611)	6312	106.208	106.207	
	14 trans-1,2-dichloroethene	96	Compound Not Detected.						
	15 Methyl Acetate	43	Compound Not Detected.						
	16 methyl tert butyl ether	73	Compound Not Detected.						
	19 1,1-dichloroethane	63	Compound Not Detected.						
	24 cis-1,2-dichloroethene	96	Compound Not Detected.						
	27 bromochloromethane	128	Compound Not Detected.						
	26 Cyclohexane	56	Compound Not Detected.						
	28 chloroform	83	5.462	5.462	(0.845)	10231	25.0611	25.061	
	30 carbontetrachloride	117	Compound Not Detected.						
$	32 dibromofluoromethane	113	5.648	5.648	(0.873)	26009	100.985	100.984	
	33 1,1,1-trichloroethane	97	Compound Not Detected.						
	34 2-butanone	43	Compound Not Detected.						
	36 benzene	78	Compound Not Detected.						
$	38 1,2-dichloroethane-d4	65	6.188	6.188	(0.957)	28290	114.950	114.949	
	39 1,2-dichloroethane	62	Compound Not Detected.						
*	41 flourobenzene	96	6.466	6.472	(1.000)	114485	100.000		
	42 methyl cyclohexane	83	Compound Not Detected.						

	Compounds	QUANT SIG MASS	RT	EXP RT	REL RT	RESPONSE	CONCENTRATIONS ON-COLUMN (ngs)	CONCENTRATIONS FINAL (ngs)	REVIEW CODE
	43 trichloroethene	95	6.641	6.641	(1.027)	4798	16.3059	16.305	
	46 1,2-dichloropropane	63	Compound Not Detected.						
	47 bromodichloromethane	83	Compound Not Detected.						
	49 1,4-Dioxane	88	Compound Not Detected.						
	52 cis-1,3-dichloropropene	75	Compound Not Detected.						
$	53 toluene-d8	98	8.180	8.180	(0.814)	112745	105.798	105.798	
	54 toluene	92	Compound Not Detected.						
	56 4-methyl-2-pentanone	58	Compound Not Detected.						
	55 tetrachloroethene	166	8.687	8.682	(0.865)	8857	30.1896	30.189	
	57 trans-1,3-dichloropropene	75	Compound Not Detected.						
	60 1,1,2-trichloroethane	83	Compound Not Detected.						
	61 chlorodibromomethane	129	Compound Not Detected.						
	64 1,2-dibromoethane	107	Compound Not Detected.						
	65 2-hexanone	43	Compound Not Detected.						
*	66 chlorobenzene-d5	117	10.046	10.040	(1.000)	96226	100.000		
	67 chlorobenzene	112	Compound Not Detected.						
	68 ethyl benzene	91	Compound Not Detected.						
	70 p/m xylene	106	Compound Not Detected.						
	71 o xylene	106	Compound Not Detected.						
	72 styrene	104	Compound Not Detected.						
	73 bromoform	173	Compound Not Detected.						
	74 isopropylbenzene	105	Compound Not Detected.						
$	75 4-bromofluorobenzene	95	11.464	11.464	(0.907)	49715	86.1341	86.134	
	79 1,1,2,2,-tetrachloroethane	83	Compound Not Detected.						
	92 1,3-dichlorobenzene	146	Compound Not Detected.						
*	93 1,4-dichlorobenzene-d4	152	12.637	12.643	(1.000)	55673	100.000		
	94 1,4-dichlorobenzene	146	Compound Not Detected.						
	97 1,2-dichlorobenzene	146	Compound Not Detected.						
	99 1,2-dibromo-3-chloropropane	75	Compound Not Detected.						
	102 1,2,4-trichlorobenzene	180	Compound Not Detected.						
	104 1,2,3-trichlorobenzene	180	Compound Not Detected.						

Alpha Analytical Labs

gc/ms voa - VOA105

Data file : \\Orgserv2\ff\chem\GCMSVOA\Voa105.i\140919.b\0919A23.D
Lab Smp Id:
Inj Date : 19-SEP-2014 19:13
Operator : PD Inst ID: Voa105.i
Smp Info : l1421110-34,31,10,,a
Misc Info : wg723644,ical10058
Comment :
Method : \\Orgserv2\ff\chem\GCMSVOA\Voa105.i\140919.b\liq8260B.m
Meth Date : 19-Sep-2014 14:58 pduczmalew Quant Type: ISTD
Cal Date : 04-SEP-2014 00:38 Cal File: 0903A13.D
Als bottle: 23
Dil Factor: 1.00000
Integrator: HP RTE Compound Sublist: NJTCL.sub
Target Version: 4.12
Processing Host: VIRTUALXP-76524

- NO TENTATIVELY IDENTIFIED COMPOUNDS -

Alpha Analytical Labs

INTERNAL STANDARD COMPOUNDS
AREA AND RT SUMMARY

Instrument ID: Voa105.i
Lab File ID: 0919A23.D
Lab Smp Id:
Analysis Type: VOA
Quant Type: ISTD
Operator: PD
Method File: \\Orgserv2\ff\chem\GCMSVOA\Voa105.i\140919.b\liq8260B.m
Misc Info: wg723644,ical10058

Calibration Date: 19-SEP-2014
Calibration Time: 09:28

Level: LOW
Sample Type: WATER

Test Mode:
Use Last Continuing Calibrator.
If Continuing Cal. use Initial Cal. Level 3

COMPOUND	STANDARD	AREA LIMIT LOWER	AREA LIMIT UPPER	SAMPLE	%DIFF
41 flourobenzene	177125	88563	354250	114485	-35.36
66 chlorobenzene-d5	159096	79548	318192	96226	-39.52
93 1,4-dichlorobenze	96748	48374	193496	55673	-42.46

COMPOUND	STANDARD	RT LIMIT LOWER	RT LIMIT UPPER	SAMPLE	%DIFF
41 flourobenzene	6.47	5.97	6.97	6.47	-0.08
66 chlorobenzene-d5	10.04	9.54	10.54	10.05	0.05
93 1,4-dichlorobenze	12.64	12.14	13.14	12.64	-0.04

AREA UPPER LIMIT = +100% of internal standard area.
AREA LOWER LIMIT = - 50% of internal standard area.
RT UPPER LIMIT = + 0.50 minutes of internal standard RT.
RT LOWER LIMIT = - 0.50 minutes of internal standard RT.

Alpha Analytical Labs

RECOVERY REPORT

Client Name: Client SDG: SDGa00307
Sample Matrix: LIQUID Fraction: VOA
Lab Smp Id:
Level: LOW Operator: PD
Data Type: MS DATA SampleType: SAMPLE
SpikeList File: curveall.spk Quant Type: ISTD
Sublist File: NJTCL.sub
Method File: \\Orgserv2\ff\chem\GCMSVOA\Voa105.i\140919.b\liq8260B.m
Misc Info: wg723644,ical10058

SURROGATE COMPOUND	AMOUNT ADDED ngs	AMOUNT RECOVERED ngs	% RECOVERED	LIMITS
$ 32 dibromofluorometha	100.000	100.984	100.98	70-130
$ 38 1,2-dichloroethane	100.000	114.949	114.95	70-130
$ 53 toluene-d8	100.000	105.798	105.80	70-130
$ 75 4-bromofluorobenze	100.000	86.134	86.13	70-130

Data File: \\Orgserv2\ff\chem\GCMSVOA\Voa105.i\140919.b\0919A23.D
Date : 19-SEP-2014 19:13
Client ID:
Sample Info: 11421110-34,31,10,,a
Purge Volume: 10.0
Column phase:

Instrument: Voa105.i
Operator: PD
Column diameter: 0.18

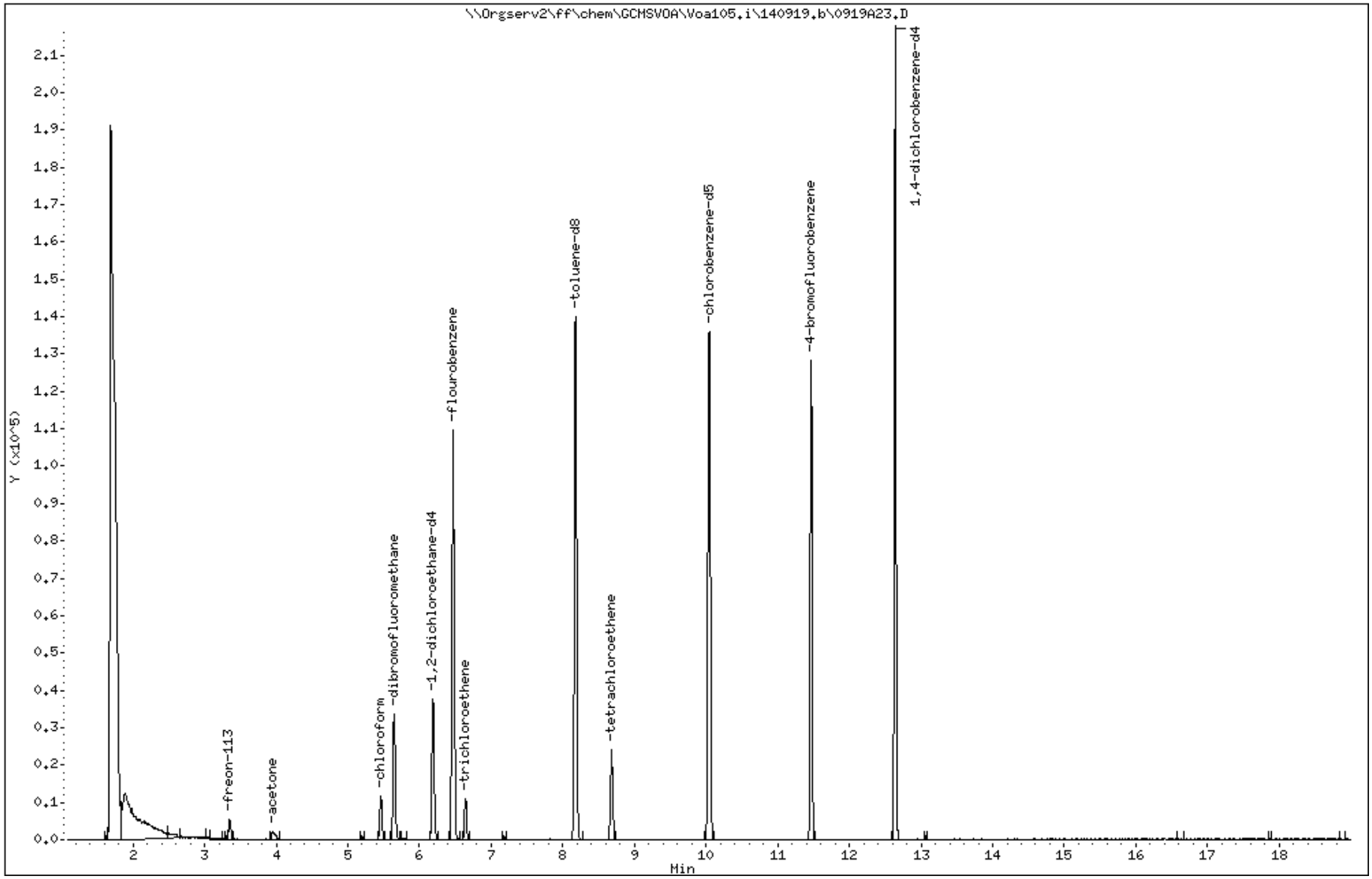

Data File: \\Orgserv2\ff\chem\GCMSVOA\Voa105.i\140919.b\0919A23.D

Date : 19-SEP-2014 19:13

Client ID:

Instrument: Voa105.i

Sample Info: l1421110-34,31,10,,a

Purge Volume: 10.0

Operator: PD

Column phase:

Column diameter: 0.18

10 freon-113

Concentration: 12.184 ngs

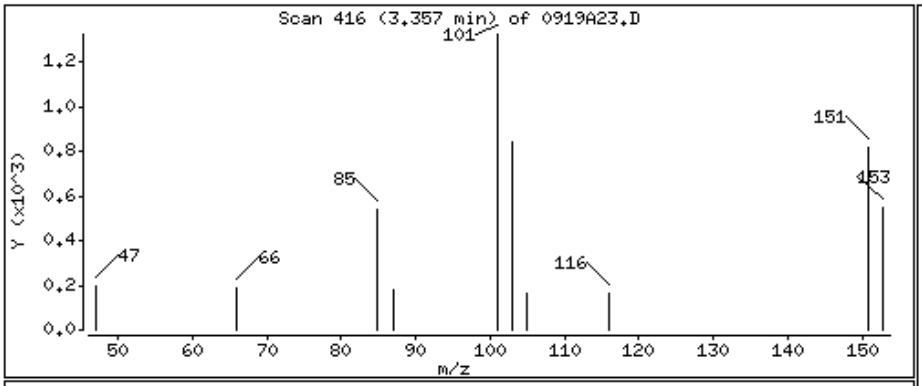

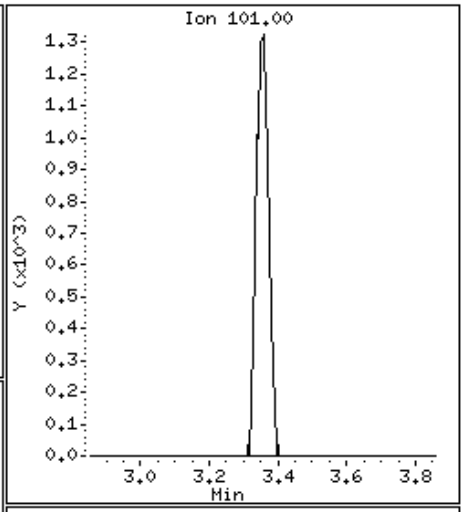

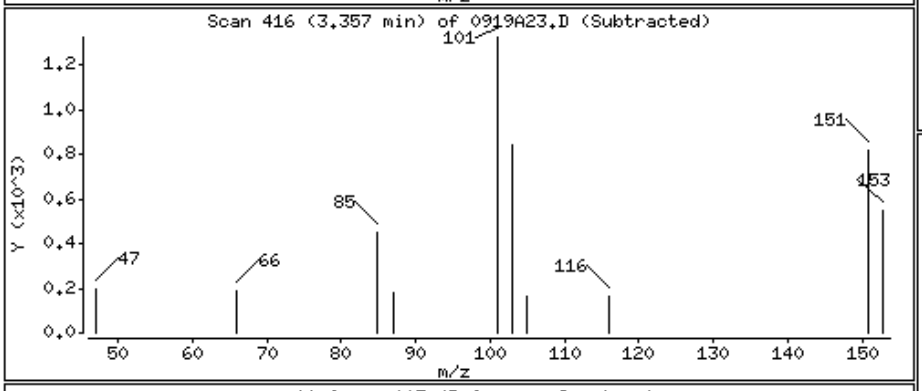

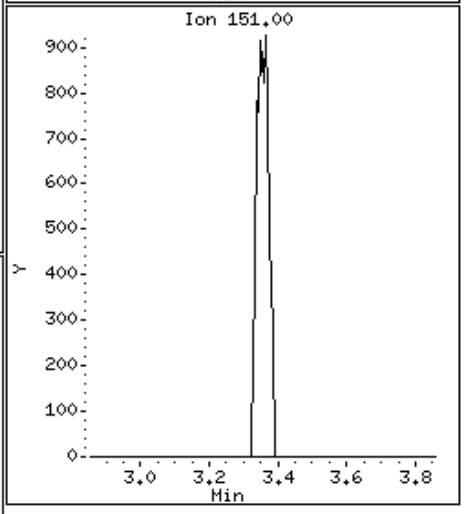

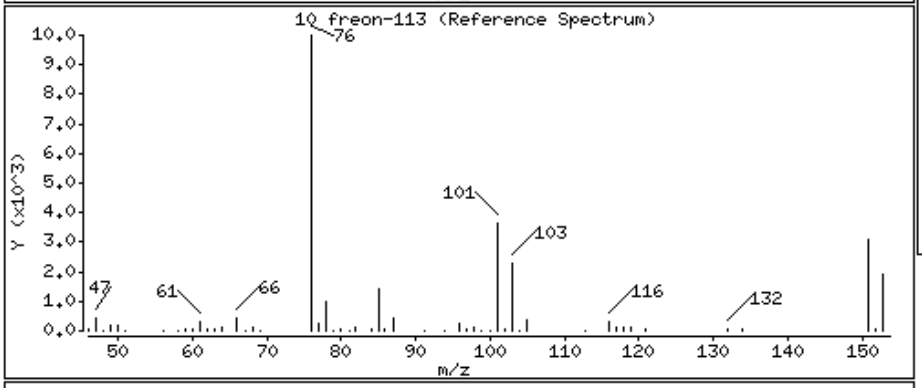

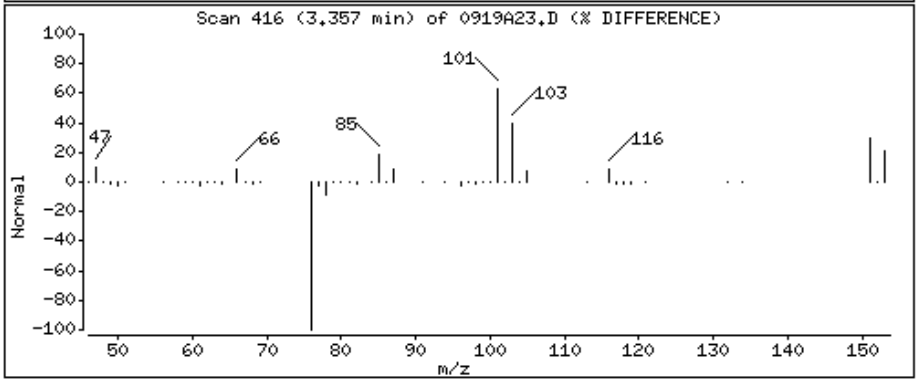

Data File: \\Orgserv2\ff\chem\GCMSVOA\Voa105.i\140919.b\0919A23.D

Date : 19-SEP-2014 19:13

Client ID:

Instrument: Voa105.i

Sample Info: l1421110-34,31,10,,a

Purge Volume: 10.0

Operator: PD

Column phase:

Column diameter: 0.18

13 acetone

Concentration: 106.207 ngs

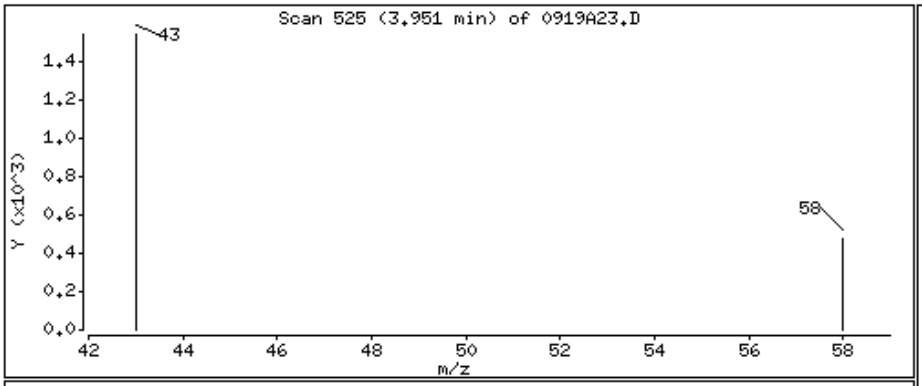

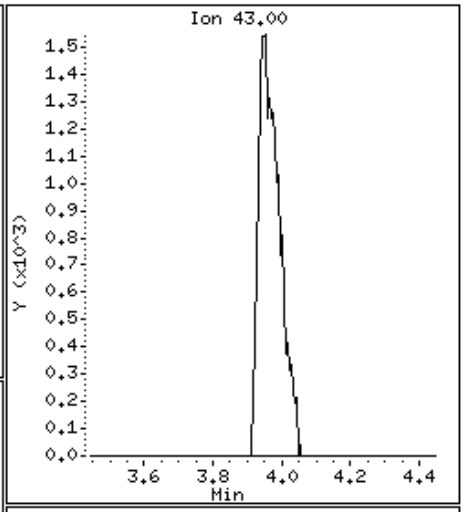

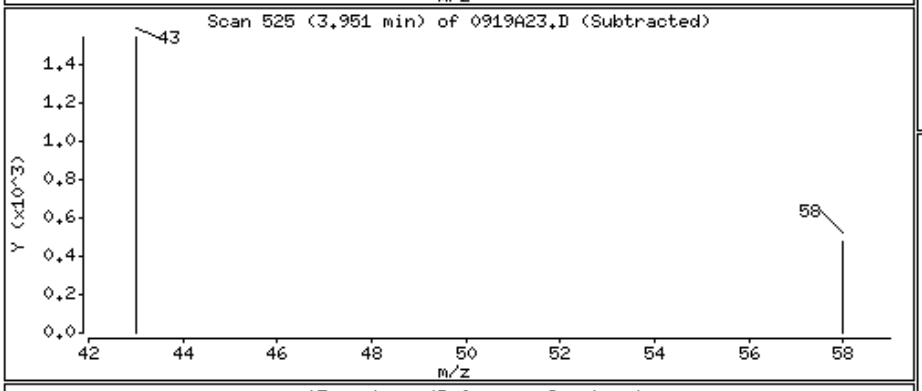

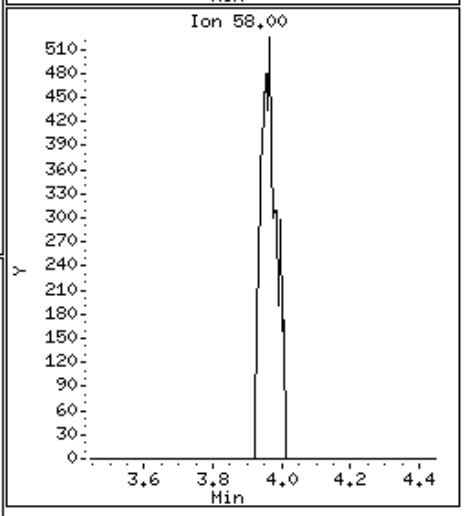

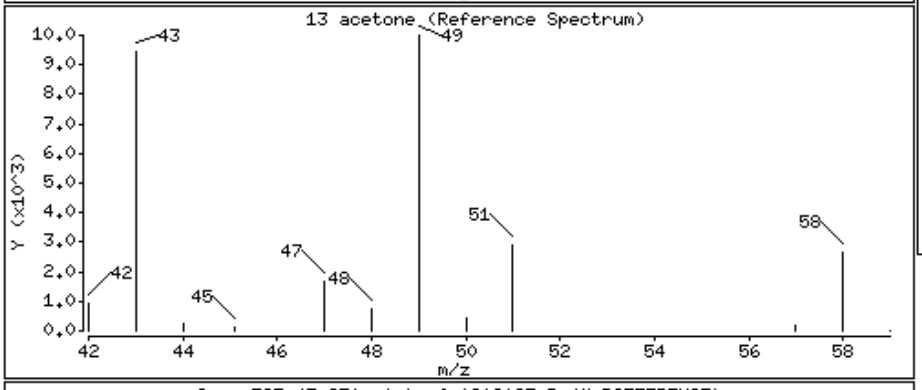

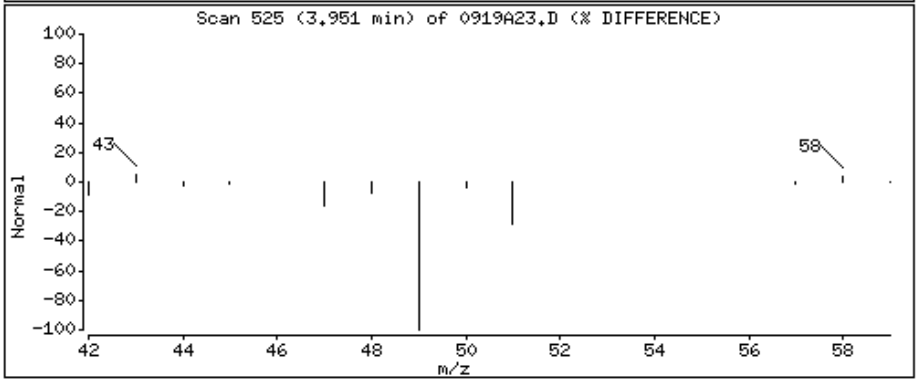

Data File: \\Orgserv2\ff\chem\GCMSVOA\Voa105.i\140919.b\0919A23.D

Date : 19-SEP-2014 19:13

Client ID:

Instrument: Voa105.i

Sample Info: l1421110-34,31,10,,a

Purge Volume: 10.0

Operator: PD

Column phase:

Column diameter: 0.18

28 chloroform

Concentration: 25.061 ngs

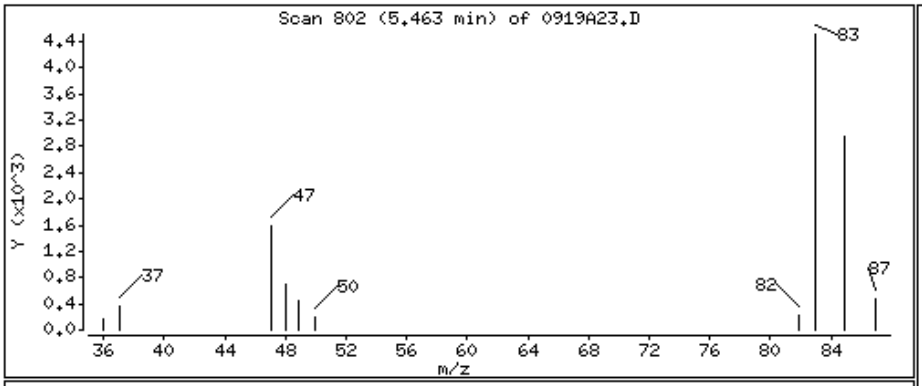

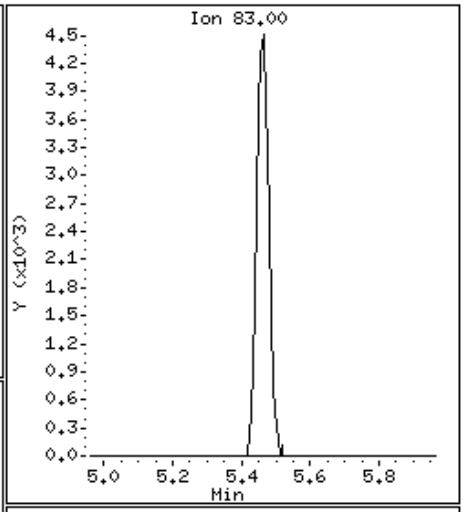

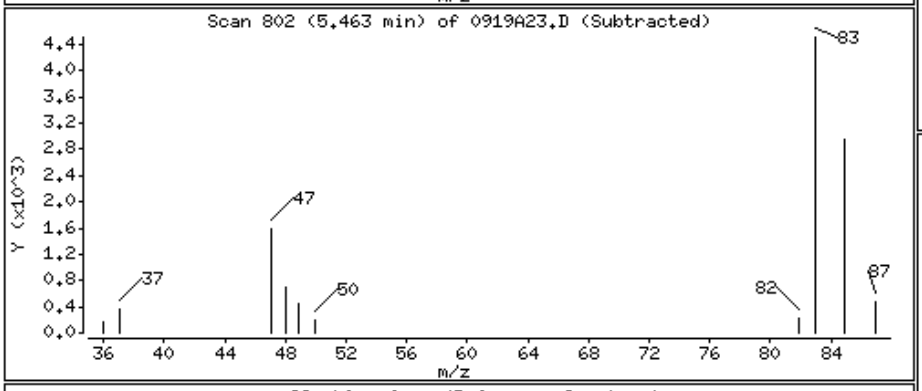

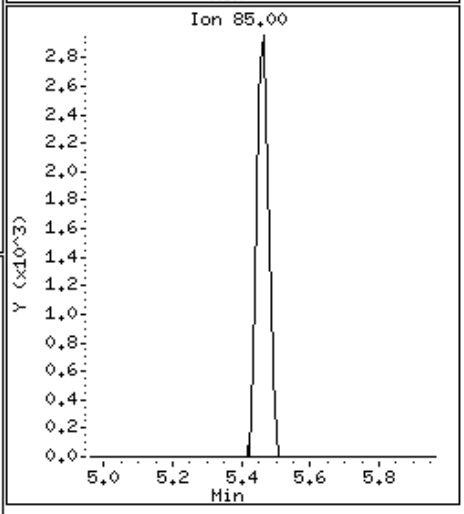

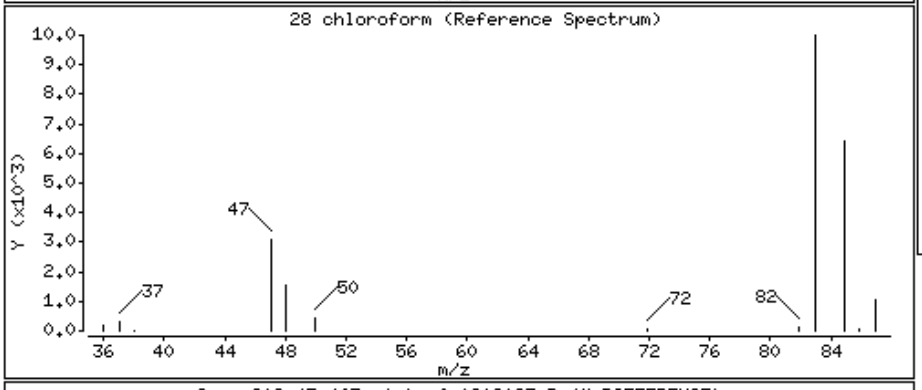

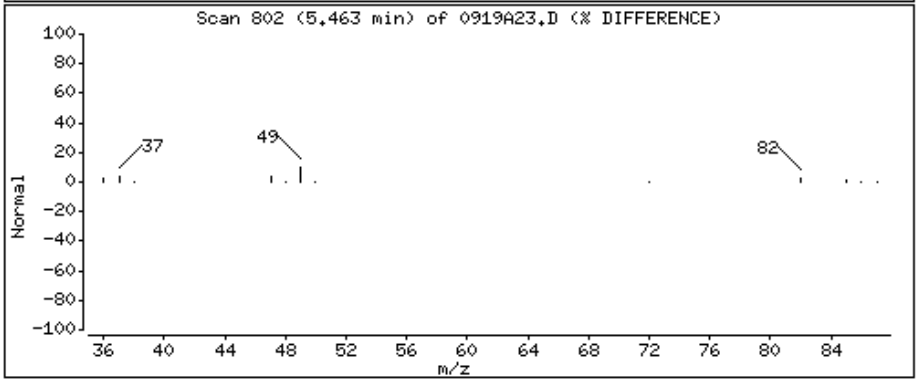

Data File: \\Orgserv2\ff\chem\GCMSVOA\Voa105.i\140919.b\0919A23.D

Date : 19-SEP-2014 19:13

Client ID:

Instrument: Voa105.i

Sample Info: l1421110-34,31,10,,a

Purge Volume: 10.0

Operator: PD

Column phase:

Column diameter: 0.18

43 trichloroethene

Concentration: 16.305 ngs

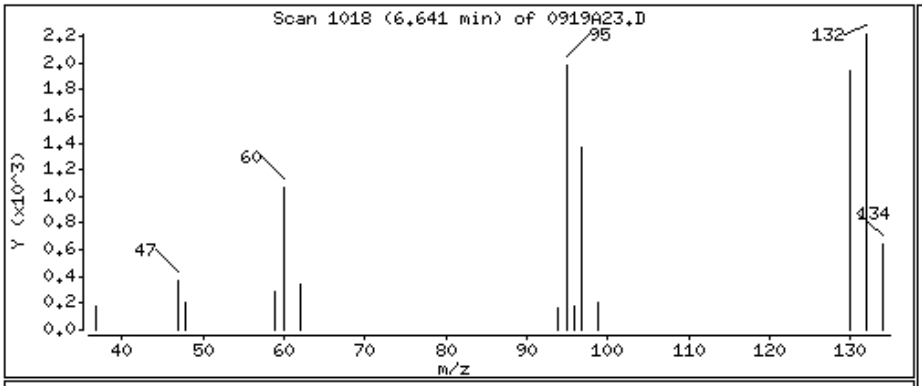

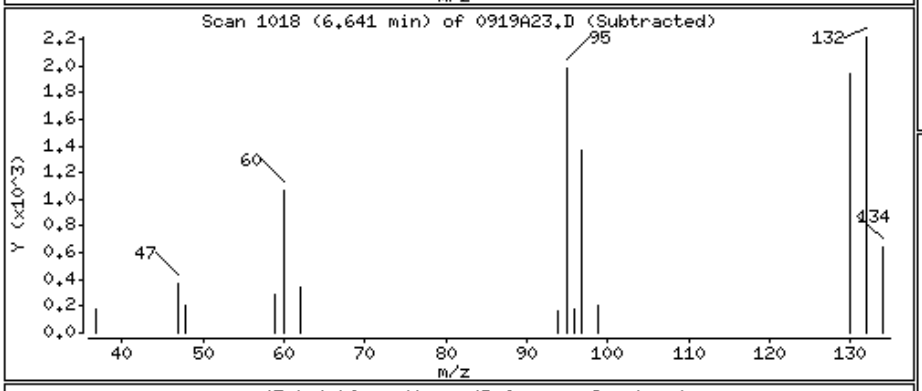

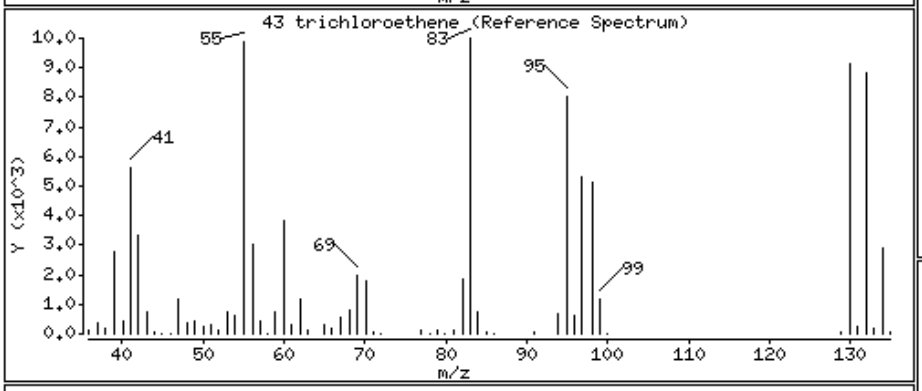

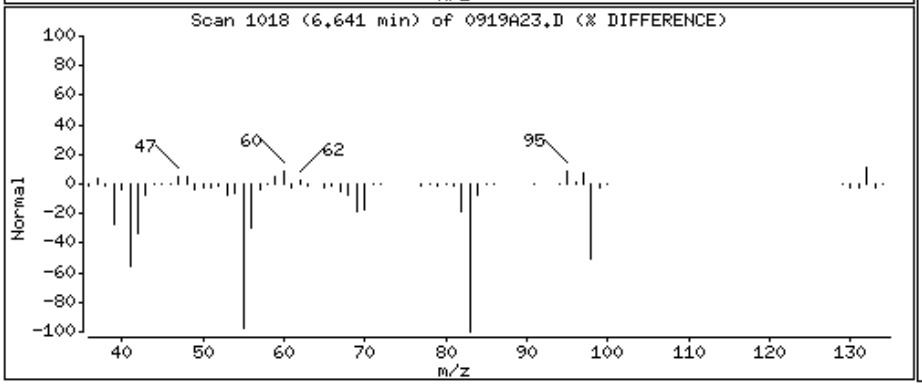

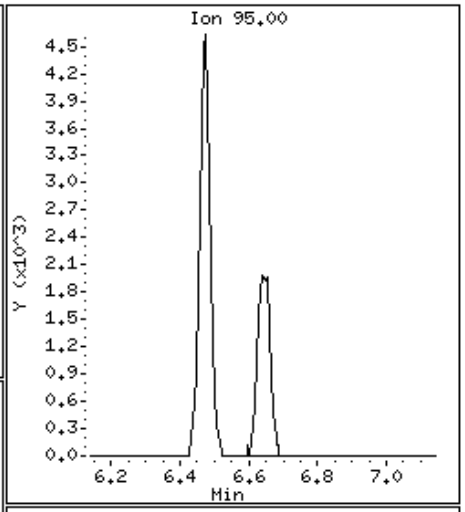

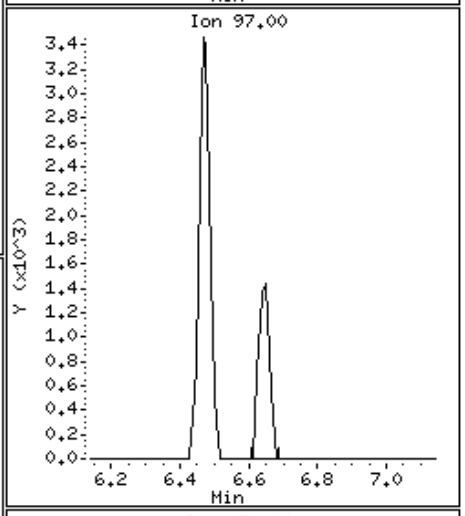

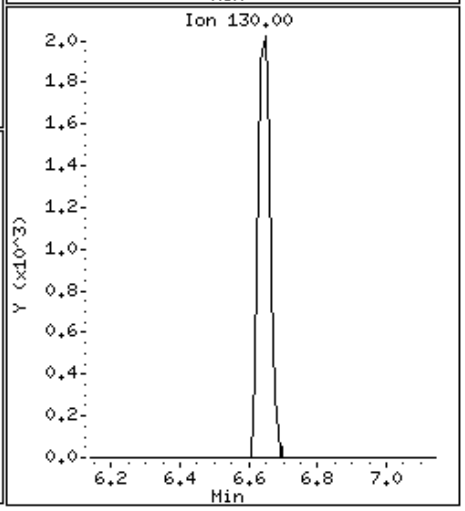

Data File: \\Orgserv2\ff\chem\GCMSVOA\Voa105.i\140919.b\0919A23.D

Date : 19-SEP-2014 19:13

Client ID:

Instrument: Voa105.i

Sample Info: l1421110-34,31,10,,a

Purge Volume: 10.0

Operator: PD

Column phase:

Column diameter: 0.18

55 tetrachloroethene

Concentration: 30.189 ngs

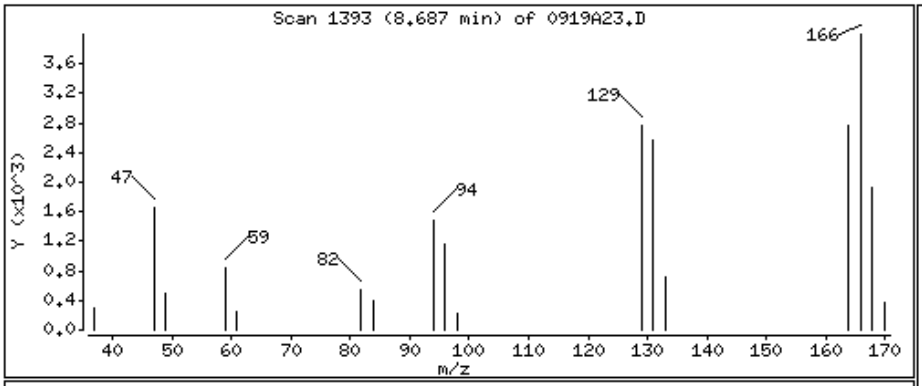

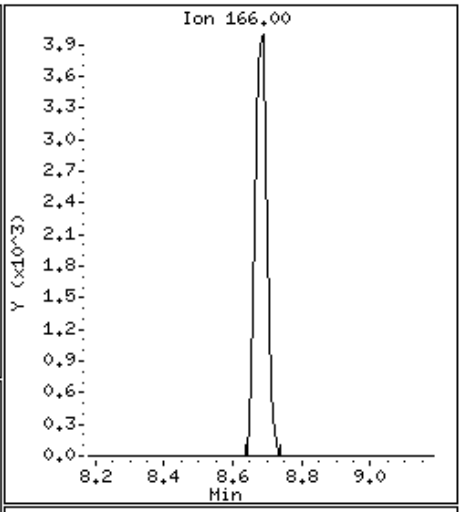

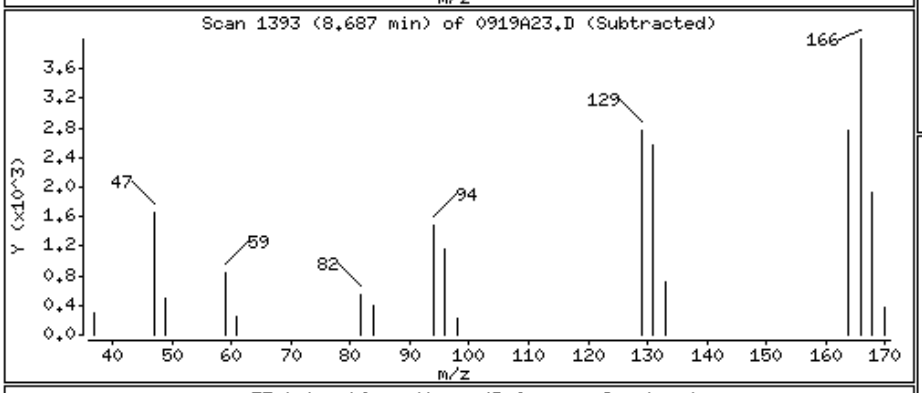

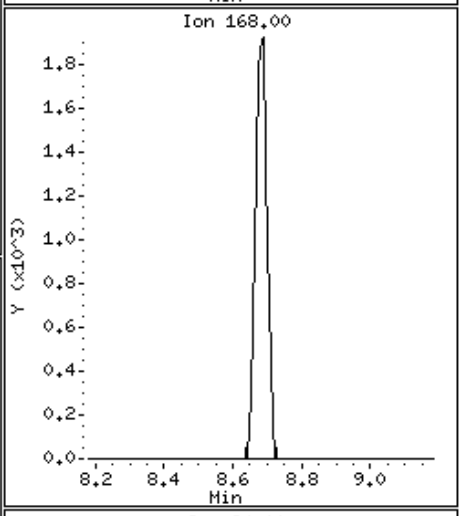

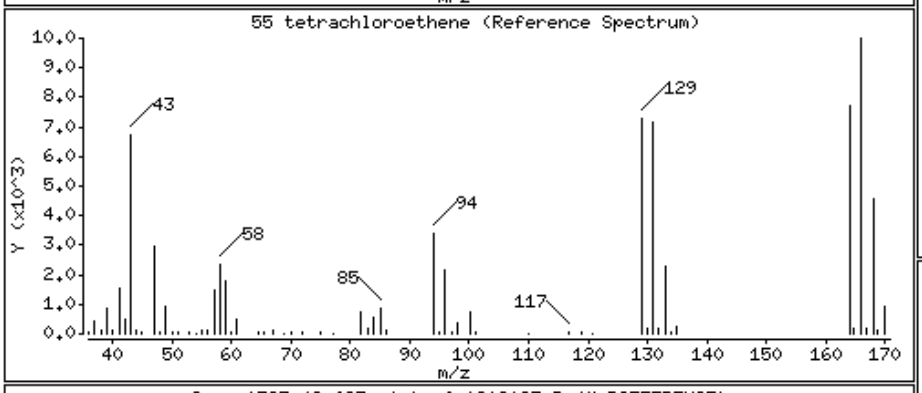

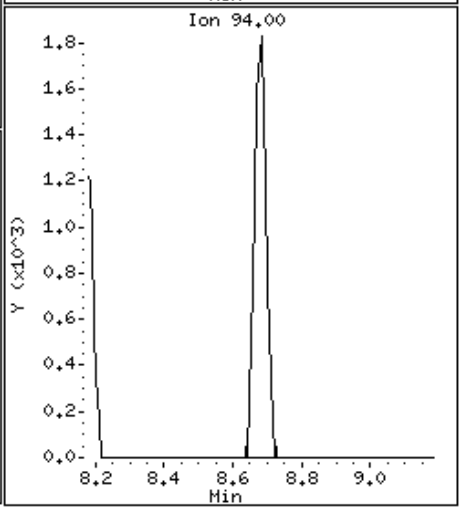

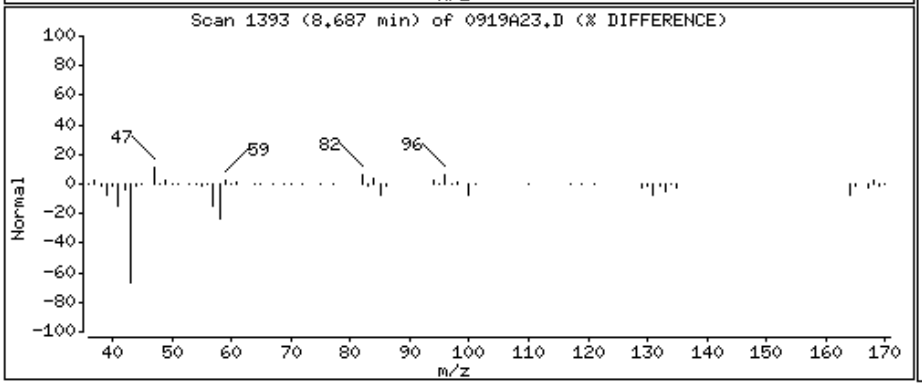

Alpha Analytical Labs

Manual Integration

Sample Info : l1421110-34,31,10,,a
wg723644,ical10058

Instrument ID : Voa105.i
Method : liq8260B.m
File : 0919A23.D
Injection Date : 19-SEP-2014 19:13
Quantitation : ISTD Integrator : HP RTE
Dilution Factor : 1.00 Sample Type: SAMPLE

This File has no version history.

//Orgserv2/ff/chem/GCMSVOA/Voa105.i/140919.b/original/0919A23.D

Alpha Analytical Labs

gc/ms voa - VOA105

Data file : \\Orgserv2\ff\chem\GCMSVOA\Voa105.i\140919.b\0919A24.D
Lab Smp Id:
Inj Date : 19-SEP-2014 19:41
Operator : PD Inst ID: Voa105.i
Smp Info : l1421110-35,31,10,,a
Misc Info : wg723644,ical10058
Comment :
Method : \\Orgserv2\ff\chem\GCMSVOA\Voa105.i\140919.b\liq8260B.m
Meth Date : 19-Sep-2014 14:58 pduczmalew Quant Type: ISTD
Cal Date : 04-SEP-2014 00:38 Cal File: 0903A13.D
Als bottle: 24
Dil Factor: 1.00000
Integrator: HP RTE Compound Sublist: NJTCL.sub
Target Version: 4.12
Processing Host: VIRTUALXP-76524

Concentration Formula: Amt * DF * CpndVariable
Cpnd Variable Local Compound Variable

			QUANT SIG					CONCENTRATIONS ON-COLUMN	FINAL	
		Compounds	MASS	RT	EXP RT	REL RT	RESPONSE	(ngs)	(ngs)	REVIEW CODE
	1	dichlorodifluoromethane	85	Compound Not Detected.						
	2	chloromethane	50	Compound Not Detected.						
	3	vinyl chloride	62	Compound Not Detected.						
	4	bromomethane	94	Compound Not Detected.						
	5	chloroethane	64	Compound Not Detected.						
	6	trichlorofluoromethane	101	Compound Not Detected.						
	8	1,1,-dichloroethene	96	Compound Not Detected.						
	9	carbon disulfide	76	Compound Not Detected.						
	10	freon-113	101	3.351	3.356	(0.518)	2983	11.8781	11.878	
	11	methylene chloride	84	Compound Not Detected.						
	13	acetone	43	3.945	3.945	(0.610)	5697	96.5528	96.552(M)	M1
	14	trans-1,2-dichloroethene	96	Compound Not Detected.						
	15	Methyl Acetate	43	Compound Not Detected.						
	16	methyl tert butyl ether	73	Compound Not Detected.						
	19	1,1-dichloroethane	63	Compound Not Detected.						
	24	cis-1,2-dichloroethene	96	5.195	5.195	(0.803)	4296	13.8192	13.819	
	27	bromochloromethane	128	Compound Not Detected.						
	26	Cyclohexane	56	Compound Not Detected.						
	28	chloroform	83	5.462	5.462	(0.844)	745	1.83809	1.838	
	30	carbontetrachloride	117	Compound Not Detected.						
$	32	dibromofluoromethane	113	5.648	5.648	(0.873)	25689	100.464	100.463	
	33	1,1,1-trichloroethane	97	Compound Not Detected.						
	34	2-butanone	43	Compound Not Detected.						
	36	benzene	78	Compound Not Detected.						
$	38	1,2-dichloroethane-d4	65	6.188	6.188	(0.956)	27603	112.970	112.969	
	39	1,2-dichloroethane	62	Compound Not Detected.						
*	41	flourobenzene	96	6.472	6.472	(1.000)	113663	100.000		
	42	methyl cyclohexane	83	Compound Not Detected.						

	Compounds	QUANT SIG MASS	RT	EXP RT	REL RT	RESPONSE	CONCENTRATIONS ON-COLUMN (ngs)	CONCENTRATIONS FINAL (ngs)	REVIEW CODE
	43 trichloroethene	95	6.641	6.641	(1.026)	143560	491.415	491.414	
	46 1,2-dichloropropane	63	Compound Not Detected.						
	47 bromodichloromethane	83	Compound Not Detected.						
	49 1,4-Dioxane	88	Compound Not Detected.						
	52 cis-1,3-dichloropropene	75	Compound Not Detected.						
$	53 toluene-d8	98	8.180	8.180	(0.814)	111910	105.493	105.492	
	54 toluene	92	Compound Not Detected.						
	56 4-methyl-2-pentanone	58	Compound Not Detected.						
	55 tetrachloroethene	166	8.682	8.682	(0.864)	3268	11.1899	11.189	
	57 trans-1,3-dichloropropene	75	Compound Not Detected.						
	60 1,1,2-trichloroethane	83	Compound Not Detected.						
	61 chlorodibromomethane	129	Compound Not Detected.						
	64 1,2-dibromoethane	107	Compound Not Detected.						
	65 2-hexanone	43	Compound Not Detected.						
*	66 chlorobenzene-d5	117	10.046	10.040	(1.000)	95790	100.000		
	67 chlorobenzene	112	Compound Not Detected.						
	68 ethyl benzene	91	Compound Not Detected.						
	70 p/m xylene	106	Compound Not Detected.						
	71 o xylene	106	Compound Not Detected.						
	72 styrene	104	Compound Not Detected.						
	73 bromoform	173	Compound Not Detected.						
	74 isopropylbenzene	105	Compound Not Detected.						
$	75 4-bromofluorobenzene	95	11.464	11.464	(0.907)	48691	85.0720	85.072	
	79 1,1,2,2,-tetrachloroethane	83	Compound Not Detected.						
	92 1,3-dichlorobenzene	146	Compound Not Detected.						
*	93 1,4-dichlorobenzene-d4	152	12.643	12.643	(1.000)	55207	100.000		
	94 1,4-dichlorobenzene	146	Compound Not Detected.						
	97 1,2-dichlorobenzene	146	Compound Not Detected.						
	99 1,2-dibromo-3-chloropropane	75	Compound Not Detected.						
	102 1,2,4-trichlorobenzene	180	Compound Not Detected.						
	104 1,2,3-trichlorobenzene	180	Compound Not Detected.						

QC Flag Legend

M - Compound response manually integrated.

Alpha Analytical Labs

gc/ms voa - VOA105

Data file : \\Orgserv2\ff\chem\GCMSVOA\Voa105.i\140919.b\0919A24.D
Lab Smp Id:
Inj Date : 19-SEP-2014 19:41
Operator : PD Inst ID: Voa105.i
Smp Info : l1421110-35,31,10,,a
Misc Info : wg723644,ical10058
Comment :
Method : \\Orgserv2\ff\chem\GCMSVOA\Voa105.i\140919.b\liq8260B.m
Meth Date : 19-Sep-2014 14:58 pduczmalew Quant Type: ISTD
Cal Date : 04-SEP-2014 00:38 Cal File: 0903A13.D
Als bottle: 24
Dil Factor: 1.00000
Integrator: HP RTE Compound Sublist: NJTCL.sub
Target Version: 4.12
Processing Host: VIRTUALXP-76524

- NO TENTATIVELY IDENTIFIED COMPOUNDS -

Alpha Analytical Labs

INTERNAL STANDARD COMPOUNDS
AREA AND RT SUMMARY

Instrument ID: Voa105.i
Lab File ID: 0919A24.D
Lab Smp Id:
Analysis Type: VOA
Quant Type: ISTD
Operator: PD
Method File: \\Orgserv2\ff\chem\GCMSVOA\Voa105.i\140919.b\liq8260B.m
Misc Info: wg723644,ical10058

Calibration Date: 19-SEP-2014
Calibration Time: 09:28

Level: LOW
Sample Type: WATER

Test Mode:
Use Last Continuing Calibrator.
If Continuing Cal. use Initial Cal. Level 3

COMPOUND	STANDARD	AREA LIMIT LOWER	AREA LIMIT UPPER	SAMPLE	%DIFF
41 flourobenzene	177125	88563	354250	113663	-35.83
66 chlorobenzene-d5	159096	79548	318192	95790	-39.79
93 1,4-dichlorobenze	96748	48374	193496	55207	-42.94

COMPOUND	STANDARD	RT LIMIT LOWER	RT LIMIT UPPER	SAMPLE	%DIFF
41 flourobenzene	6.47	5.97	6.97	6.47	0.00
66 chlorobenzene-d5	10.04	9.54	10.54	10.05	0.05
93 1,4-dichlorobenze	12.64	12.14	13.14	12.64	0.00

AREA UPPER LIMIT = +100% of internal standard area.
AREA LOWER LIMIT = - 50% of internal standard area.
RT UPPER LIMIT = + 0.50 minutes of internal standard RT.
RT LOWER LIMIT = - 0.50 minutes of internal standard RT.

Alpha Analytical Labs

RECOVERY REPORT

Client Name: Client SDG: SDGa00307
Sample Matrix: LIQUID Fraction: VOA
Lab Smp Id:
Level: LOW Operator: PD
Data Type: MS DATA SampleType: SAMPLE
SpikeList File: curveall.spk Quant Type: ISTD
Sublist File: NJTCL.sub
Method File: \\Orgserv2\ff\chem\GCMSVOA\Voa105.i\140919.b\liq8260B.m
Misc Info: wg723644,ical10058

SURROGATE COMPOUND	AMOUNT ADDED ngs	AMOUNT RECOVERED ngs	% RECOVERED	LIMITS
$ 32 dibromofluorometha	100.000	100.463	100.46	70-130
$ 38 1,2-dichloroethane	100.000	112.969	112.97	70-130
$ 53 toluene-d8	100.000	105.492	105.49	70-130
$ 75 4-bromofluorobenze	100.000	85.072	85.07	70-130

Data File: \\Orgserv2\ff\chem\GCMSVOA\Voa105.i\140919.b\0919A24.D
Date : 19-SEP-2014 19:41
Client ID:
Sample Info: 11421110-35,31,10,,a
Purge Volume: 10.0
Column phase:

Instrument: Voa105.i
Operator: PD
Column diameter: 0.18

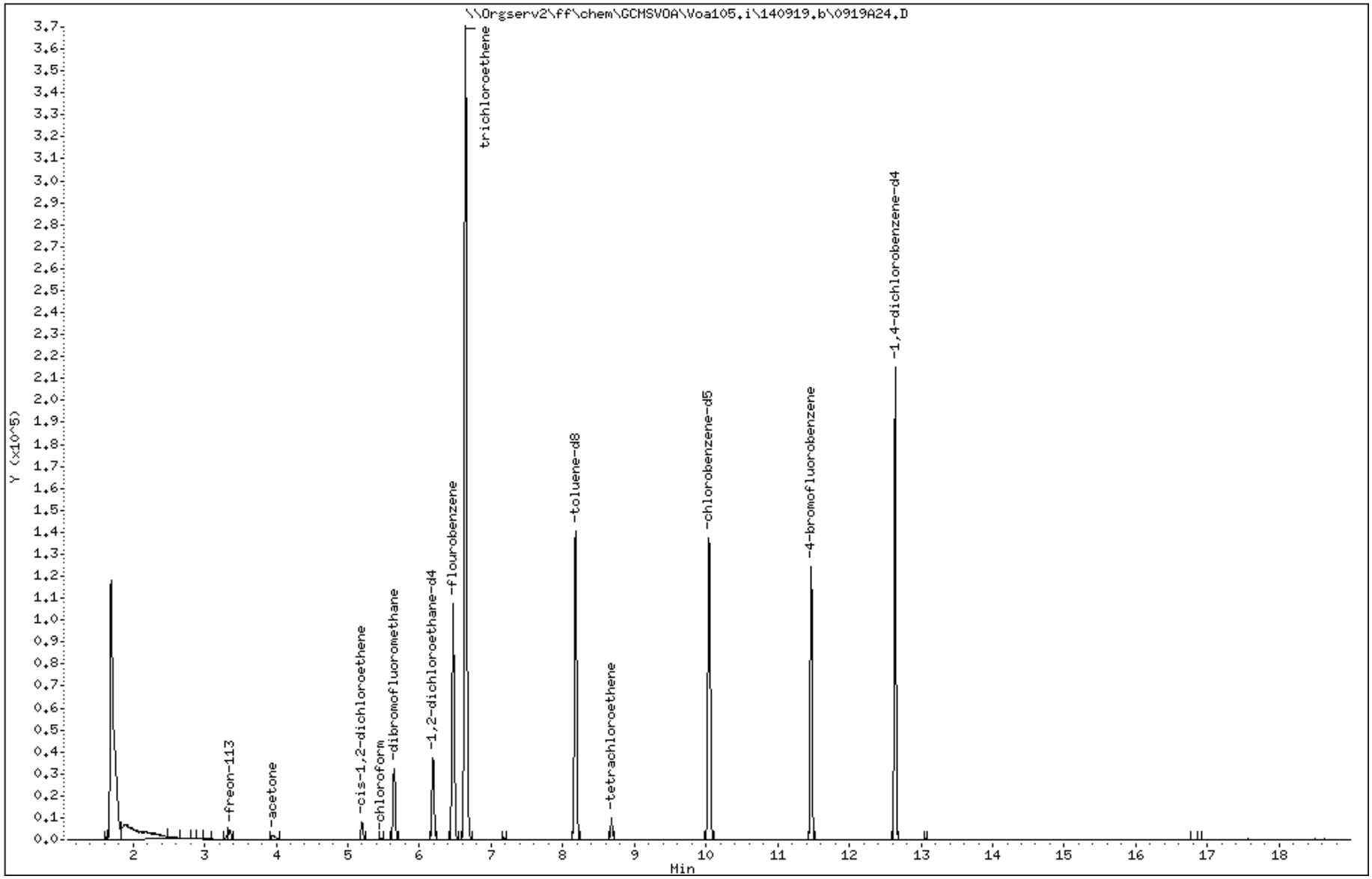

Data File: \\Orgserv2\ff\chem\GCMSVOA\Voa105.i\140919.b\0919A24.D

Date : 19-SEP-2014 19:41

Client ID:

Instrument: Voa105.i

Sample Info: l1421110-35,31,10,,a

Purge Volume: 10.0

Operator: PD

Column phase:

Column diameter: 0.18

10 freon-113

Concentration: 11.878 ngs

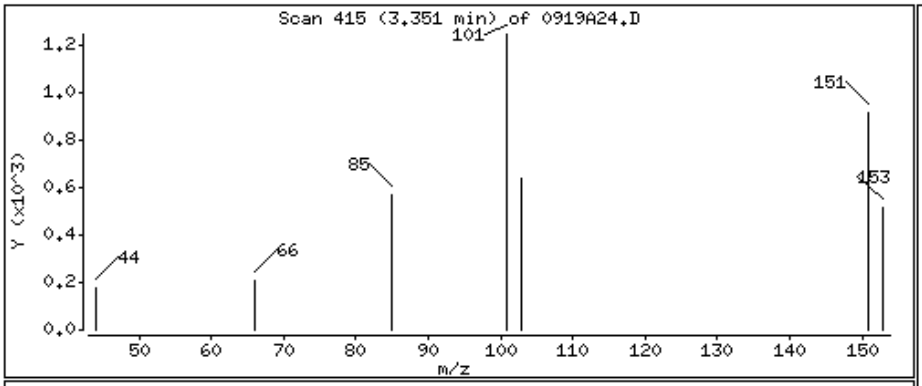

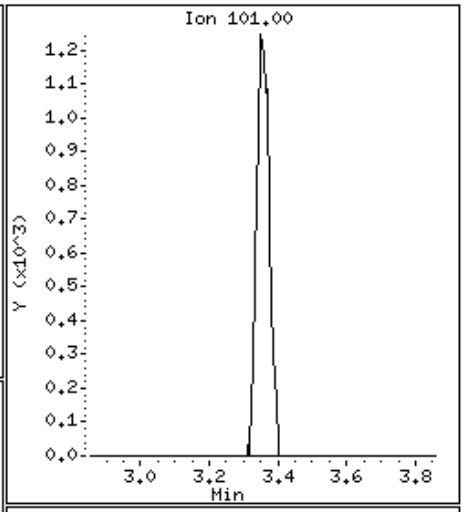

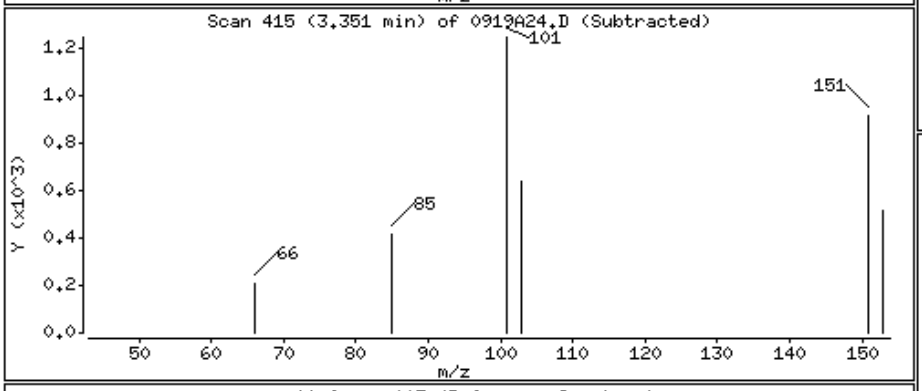

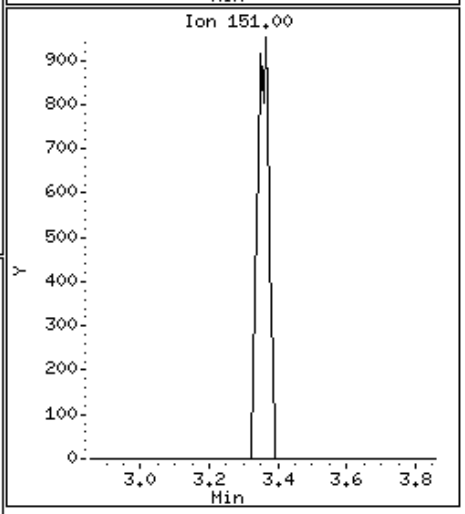

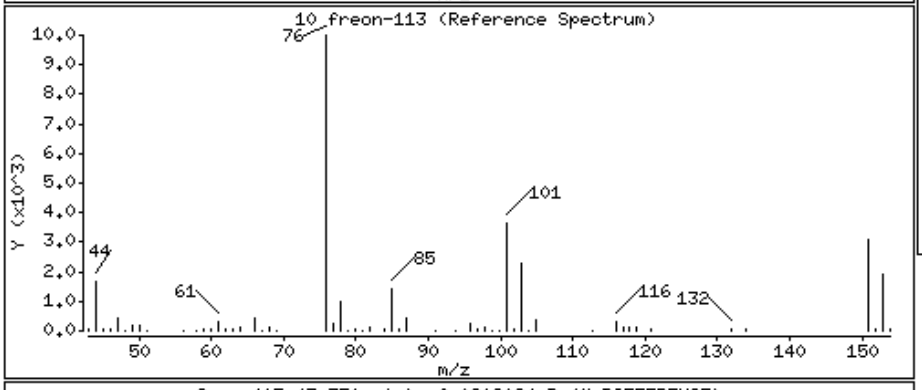

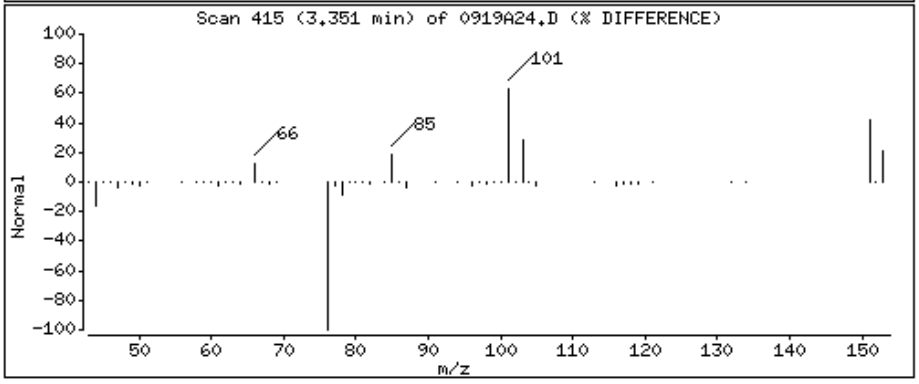

Data File: \\Orgserv2\ff\chem\GCMSVOA\Voa105.i\140919.b\0919A24.D

Date : 19-SEP-2014 19:41

Client ID:

Instrument: Voa105.i

Sample Info: l1421110-35,31,10,,a

Purge Volume: 10.0

Operator: PD

Column phase:

Column diameter: 0.18

13 acetone

Concentration: 96.552 ngs

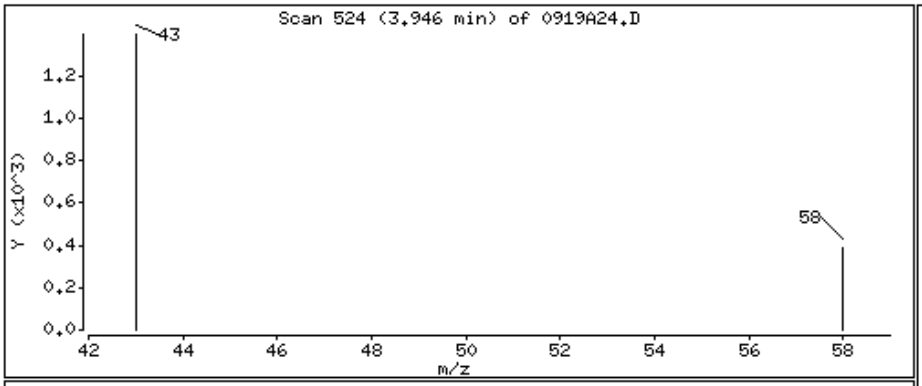

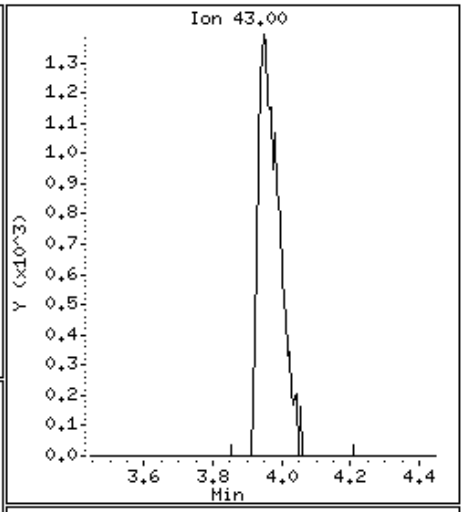

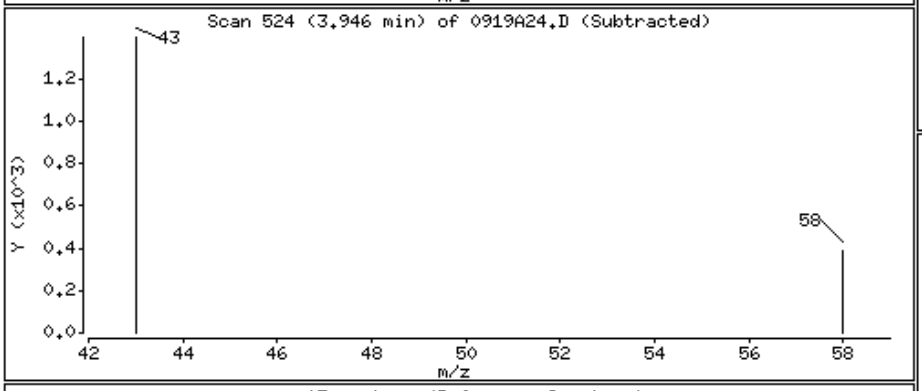

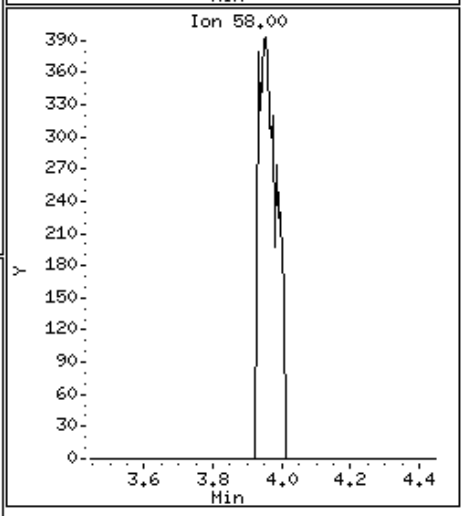

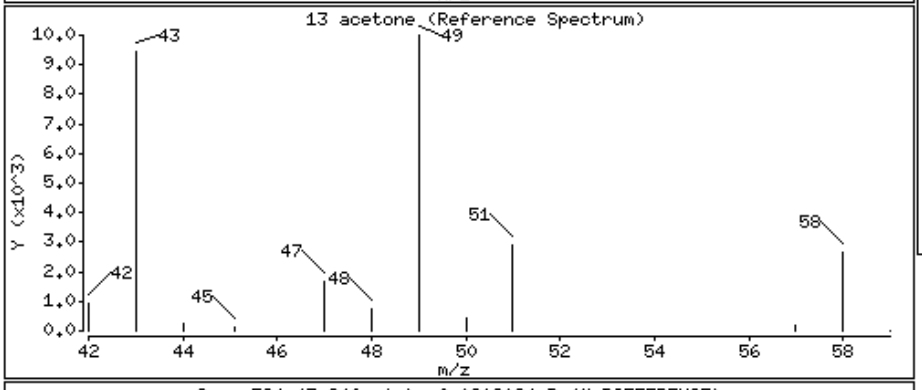

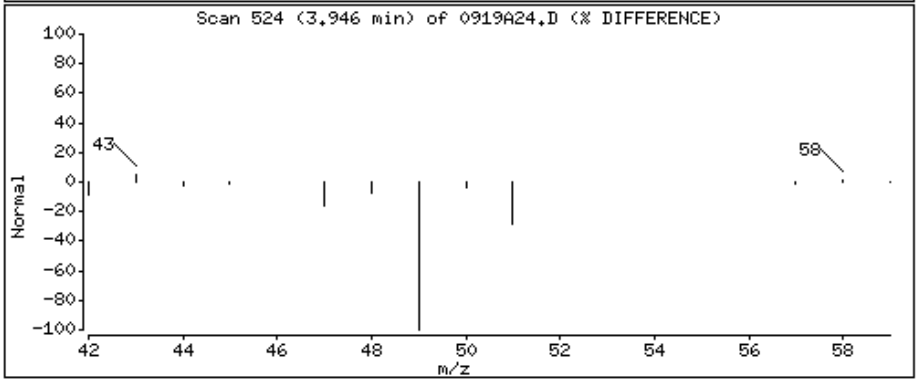

Data File: \\Orgserv2\ff\chem\GCMSVOA\Voa105.i\140919.b\0919A24.D

Date : 19-SEP-2014 19:41

Client ID:

Instrument: Voa105.i

Sample Info: l1421110-35,31,10,,a

Purge Volume: 10.0

Operator: PD

Column phase:

Column diameter: 0.18

24 cis-1,2-dichloroethene

Concentration: 13.819 ngs

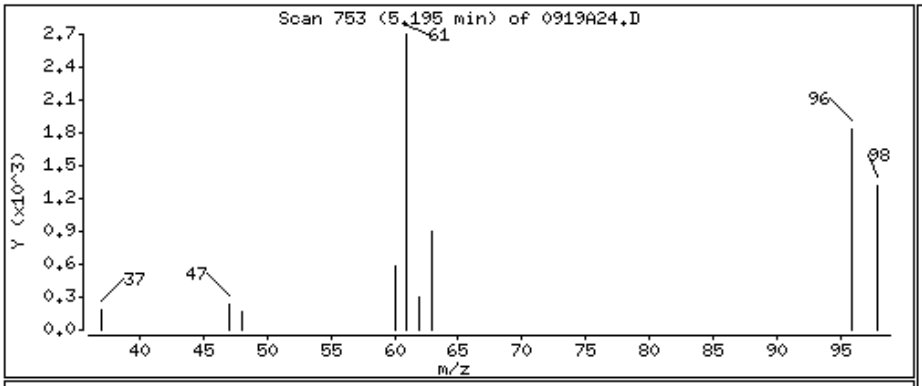

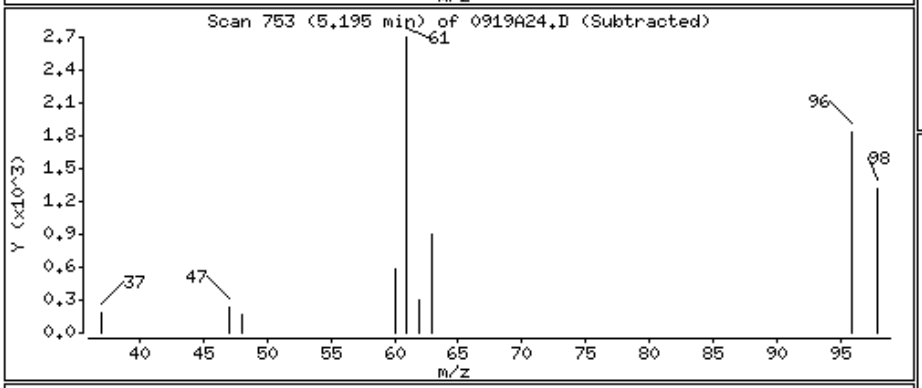

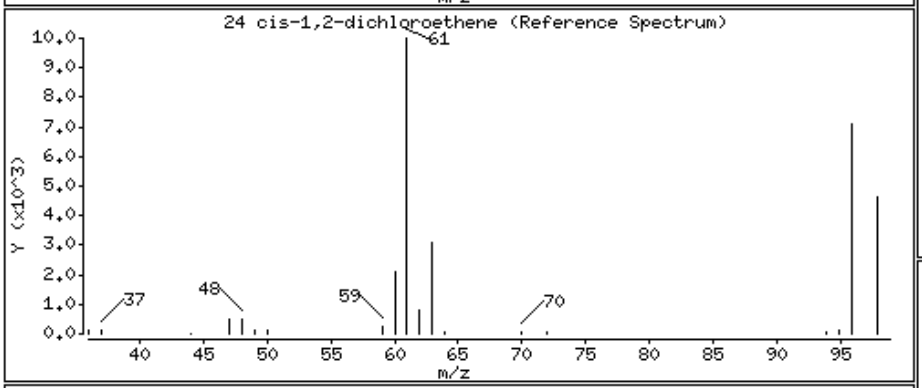

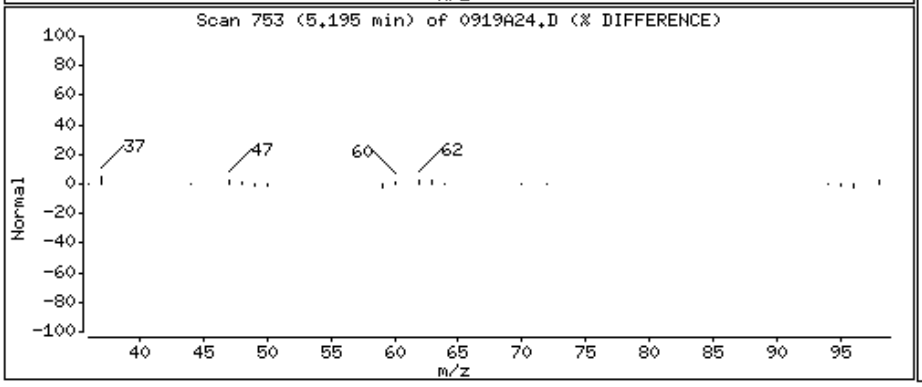

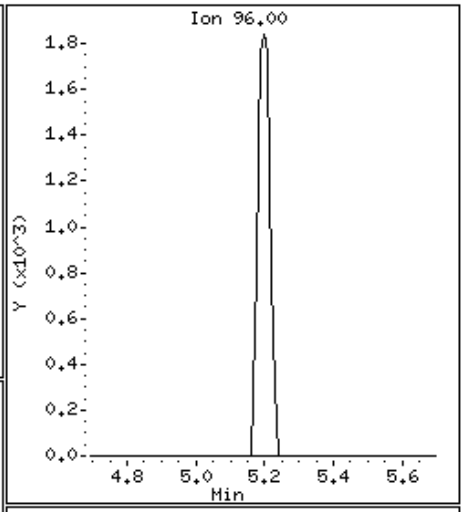

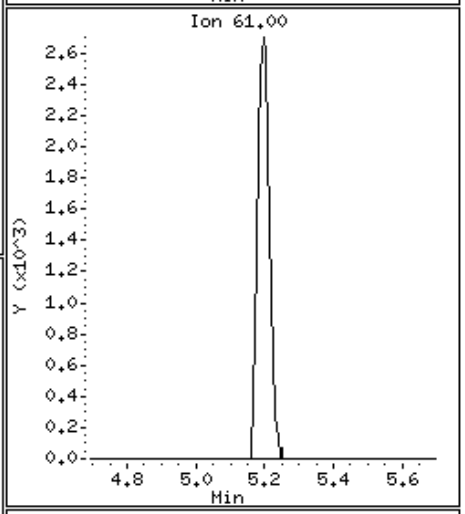

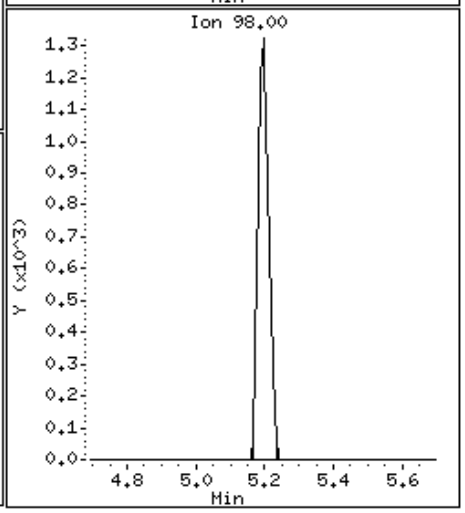

Data File: \\Orgserv2\ff\chem\GCMSVOA\Voa105.i\140919.b\0919A24.D

Date : 19-SEP-2014 19:41

Client ID:

Instrument: Voa105.i

Sample Info: l1421110-35,31,10,,a

Purge Volume: 10.0

Operator: PD

Column phase:

Column diameter: 0.18

28 chloroform

Concentration: 1.838 ngs

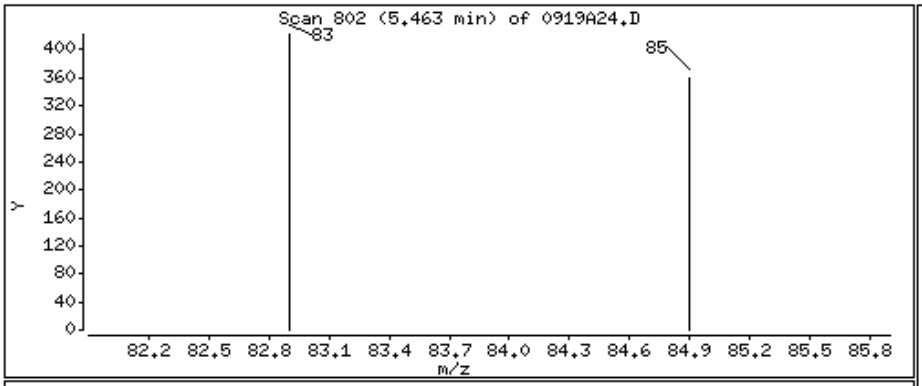

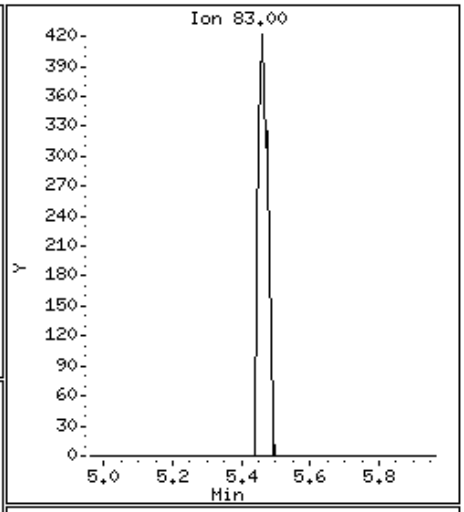

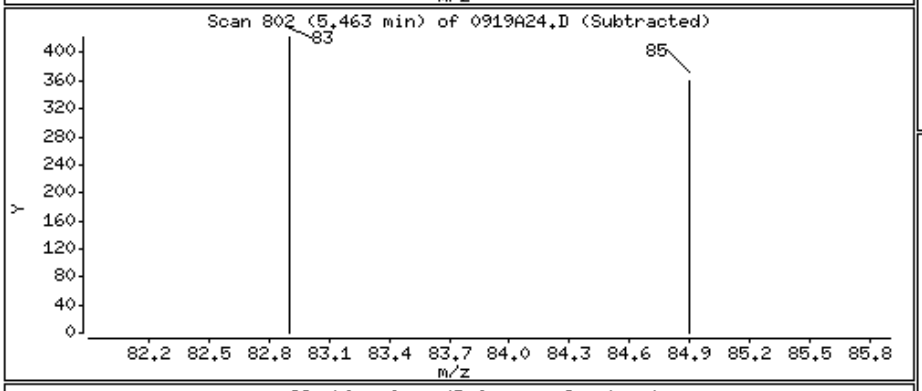

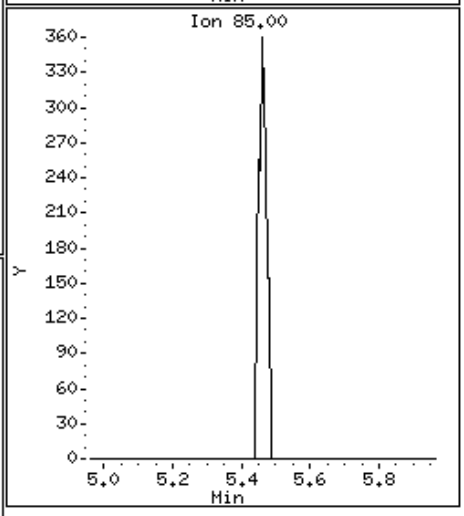

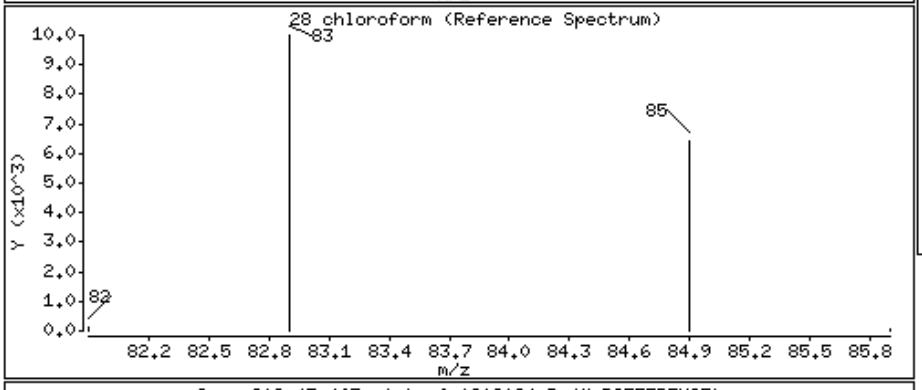

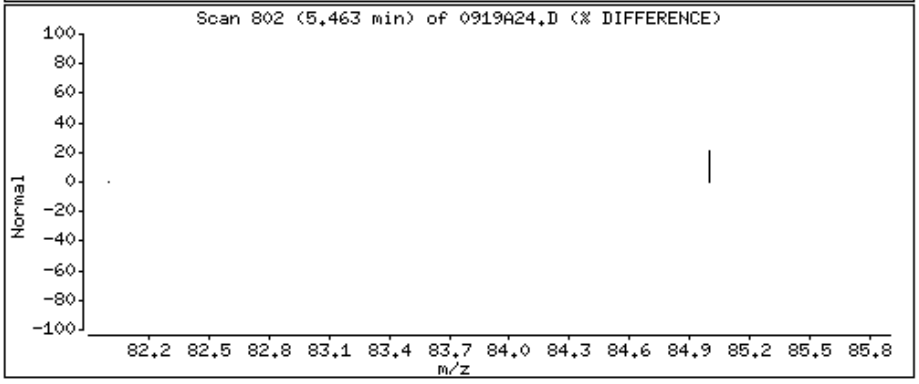

Data File: \\Orgserv2\ff\chem\GCMSVOA\Voa105.i\140919.b\0919A24.D

Date : 19-SEP-2014 19:41

Client ID:

Instrument: Voa105.i

Sample Info: l1421110-35,31,10,,a

Purge Volume: 10.0

Operator: PD

Column phase:

Column diameter: 0.18

43 trichloroethene

Concentration: 491.414 ngs

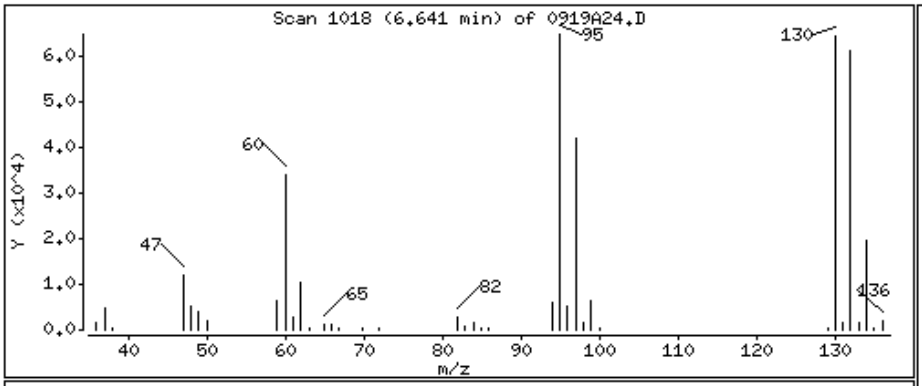

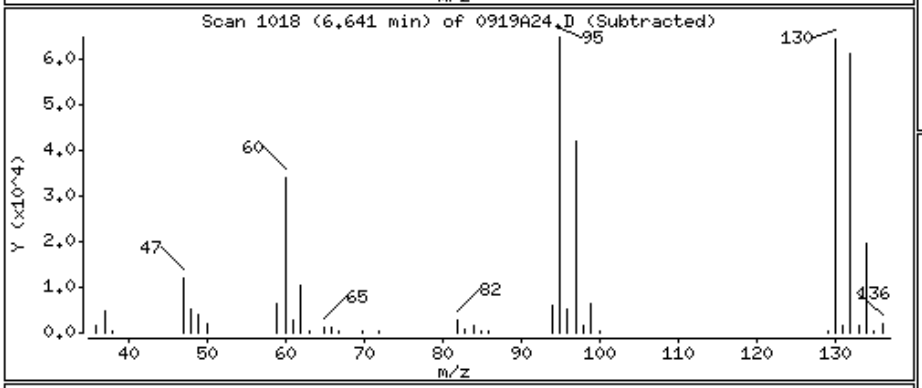

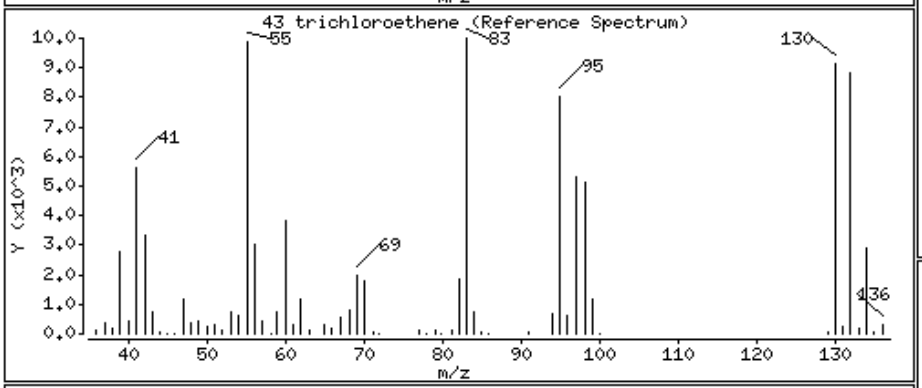

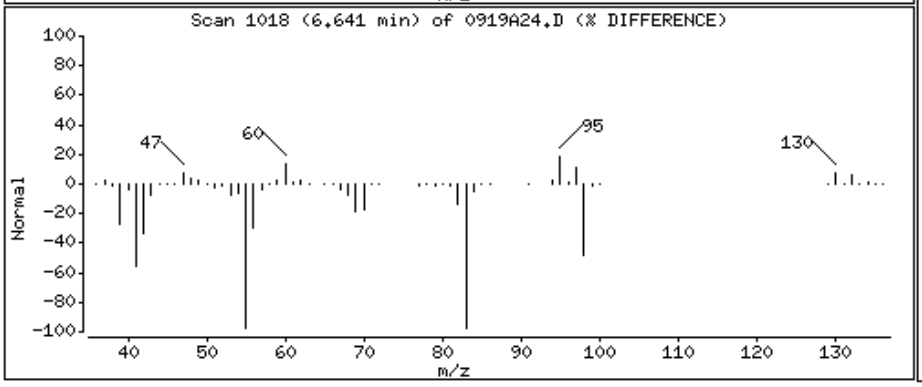

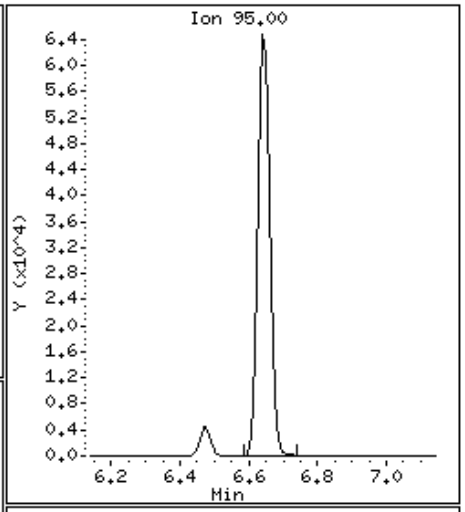

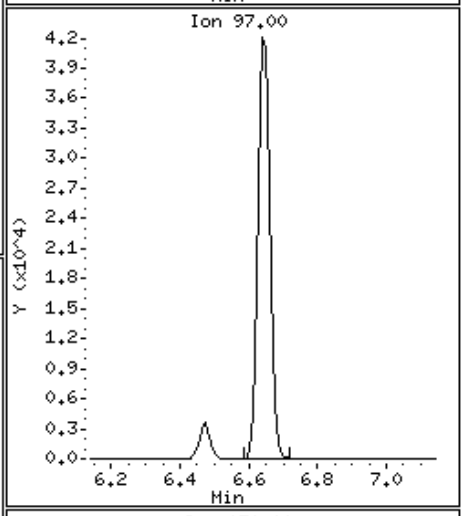

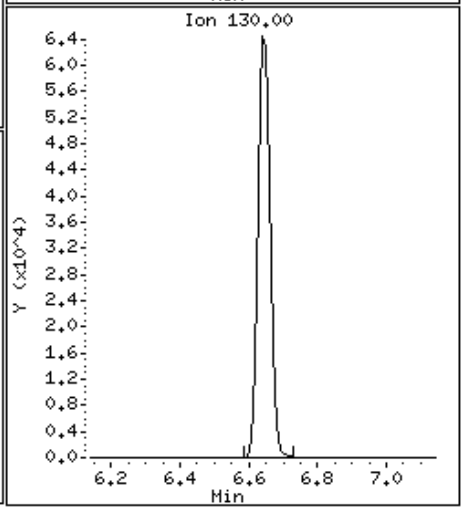

Data File: \\Orgserv2\ff\chem\GCMSVOA\Voa105.i\140919.b\0919A24.D

Date : 19-SEP-2014 19:41

Client ID:

Instrument: Voa105.i

Sample Info: l1421110-35,31,10,,a

Purge Volume: 10.0

Operator: PD

Column phase:

Column diameter: 0.18

55 tetrachloroethene

Concentration: 11.189 ngs

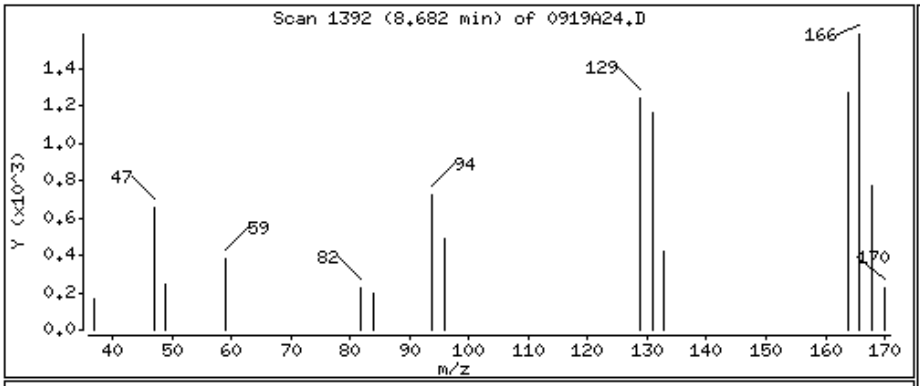

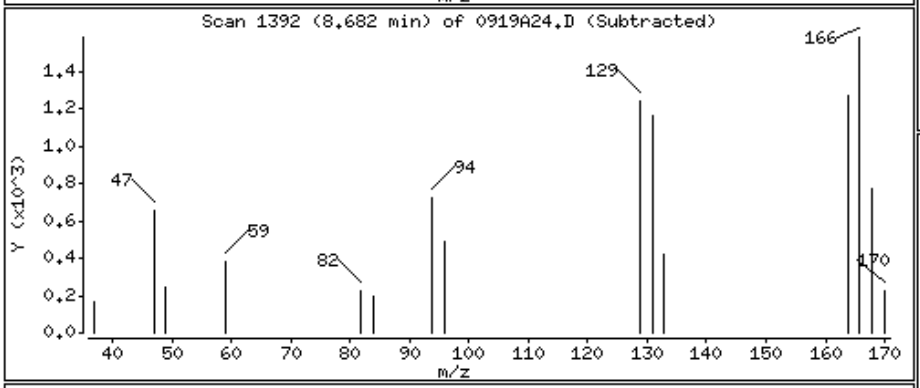

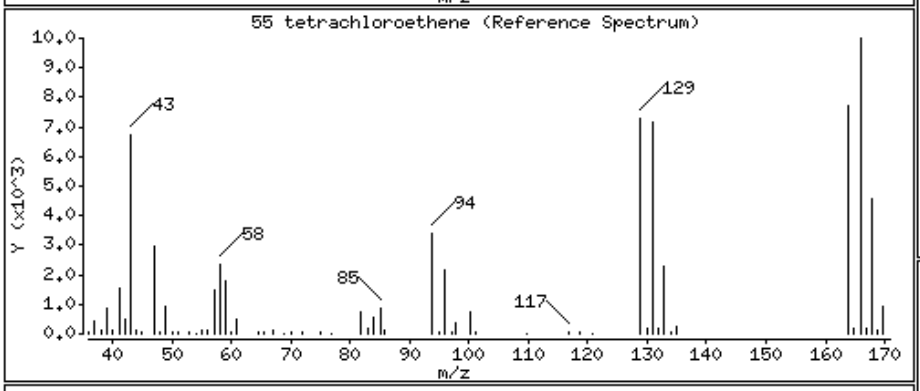

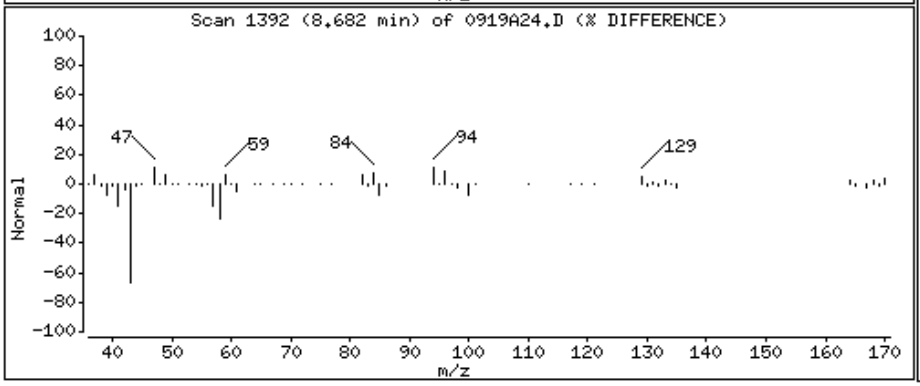

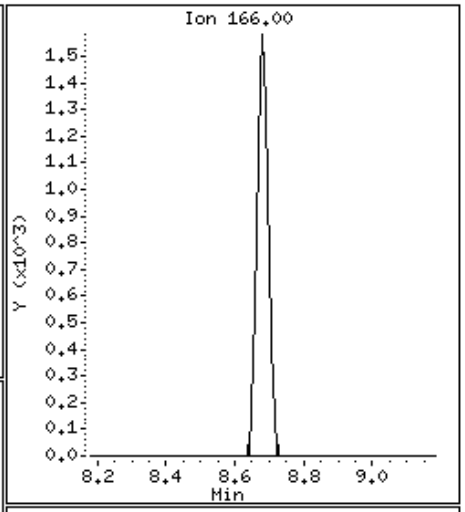

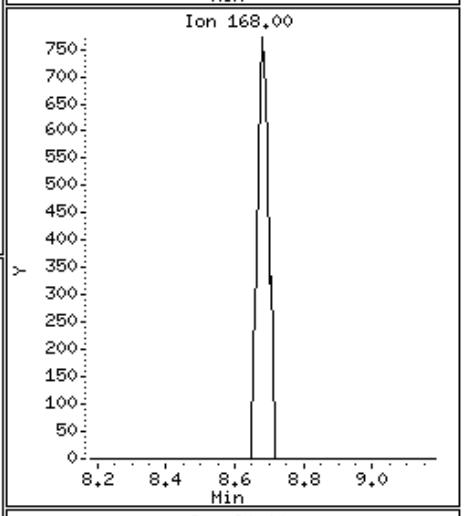

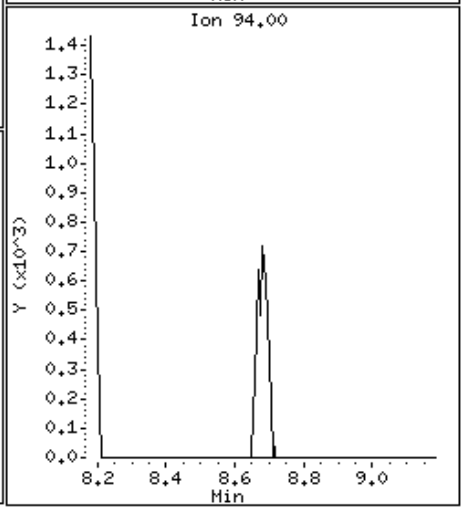

Alpha Analytical Labs

Manual Integration

Sample Info : l1421110-35,31,10,,a
wg723644,ical10058

Instrument ID : Voa105.i
Method : liq8260B.m
File : 0919A24.D
Injection Date : 19-SEP-2014 19:41
Quantitation : ISTD Integrator : HP RTE
Dilution Factor : 1.00 Sample Type: SAMPLE

This File has no version history.

//Orgserv2/ff/chem/GCMSVOA/Voa105.i/140919.b/original/0919A24.D

Alpha Analytical Labs

gc/ms voa - VOA105

Data file : \\Orgserv2\ff\chem\GCMSVOA\Voa105.i\140919.b\0919A25.D
Lab Smp Id:
Inj Date : 19-SEP-2014 20:09
Operator : PD Inst ID: Voa105.i
Smp Info : l1421110-36,31,10,,a
Misc Info : wg723644,ical10058
Comment :
Method : \\Orgserv2\ff\chem\GCMSVOA\Voa105.i\140919.b\liq8260B.m
Meth Date : 19-Sep-2014 14:58 pduczmalew Quant Type: ISTD
Cal Date : 04-SEP-2014 00:38 Cal File: 0903A13.D
Als bottle: 25
Dil Factor: 1.00000
Integrator: HP RTE Compound Sublist: NJTCL.sub
Target Version: 4.12
Processing Host: VIRTUALXP-76524

Concentration Formula: Amt * DF * CpndVariable
Cpnd Variable Local Compound Variable

	Compounds	QUANT SIG MASS	RT	EXP RT	REL RT	RESPONSE	CONCENTRATIONS ON-COLUMN (ngs)	FINAL (ngs)	REVIEW CODE
	1 dichlorodifluoromethane	85	Compound Not Detected.						
	2 chloromethane	50	Compound Not Detected.						
	3 vinyl chloride	62	Compound Not Detected.						
	4 bromomethane	94	Compound Not Detected.						
	5 chloroethane	64	Compound Not Detected.						
	6 trichlorofluoromethane	101	Compound Not Detected.						
	8 1,1,-dichloroethene	96	Compound Not Detected.						
	9 carbon disulfide	76	Compound Not Detected.						
	10 freon-113	101	Compound Not Detected.						
	11 methylene chloride	84	Compound Not Detected.						
	13 acetone	43	3.951	3.945	(0.611)	5398	93.5420	93.541	
	14 trans-1,2-dichloroethene	96	Compound Not Detected.						
	15 Methyl Acetate	43	Compound Not Detected.						
	16 methyl tert butyl ether	73	Compound Not Detected.						
	19 1,1-dichloroethane	63	Compound Not Detected.						
	24 cis-1,2-dichloroethene	96	Compound Not Detected.						
	27 bromochloromethane	128	Compound Not Detected.						
	26 Cyclohexane	56	Compound Not Detected.						
	28 chloroform	83	5.462	5.462	(0.844)	4486	11.3168	11.316	
	30 carbontetrachloride	117	Compound Not Detected.						
$	32 dibromofluoromethane	113	5.648	5.648	(0.873)	26024	104.062	104.061	
	33 1,1,1-trichloroethane	97	Compound Not Detected.						
	34 2-butanone	43	Compound Not Detected.						
	36 benzene	78	Compound Not Detected.						
$	38 1,2-dichloroethane-d4	65	6.188	6.188	(0.956)	27547	115.275	115.274	
	39 1,2-dichloroethane	62	Compound Not Detected.						
*	41 flourobenzene	96	6.472	6.472	(1.000)	111164	100.000		
	42 methyl cyclohexane	83	Compound Not Detected.						

	Compounds	QUANT SIG MASS	RT	EXP RT	REL RT	RESPONSE	CONCENTRATIONS ON-COLUMN (ngs)	CONCENTRATIONS FINAL (ngs)	REVIEW CODE
	43 trichloroethene	95	6.641	6.641	(1.026)	3458	12.1030	12.103	
	46 1,2-dichloropropane	63	Compound Not Detected.						
	47 bromodichloromethane	83	Compound Not Detected.						
	49 1,4-Dioxane	88	Compound Not Detected.						
	52 cis-1,3-dichloropropene	75	Compound Not Detected.						
$	53 toluene-d8	98	8.180	8.180	(0.815)	111208	105.563	105.562	
	54 toluene	92	Compound Not Detected.						
	56 4-methyl-2-pentanone	58	Compound Not Detected.						
	55 tetrachloroethene	166	Compound Not Detected.						
	57 trans-1,3-dichloropropene	75	Compound Not Detected.						
	60 1,1,2-trichloroethane	83	Compound Not Detected.						
	61 chlorodibromomethane	129	Compound Not Detected.						
	64 1,2-dibromoethane	107	Compound Not Detected.						
	65 2-hexanone	43	Compound Not Detected.						
*	66 chlorobenzene-d5	117	10.040	10.040	(1.000)	95126	100.000		
	67 chlorobenzene	112	Compound Not Detected.						
	68 ethyl benzene	91	Compound Not Detected.						
	70 p/m xylene	106	Compound Not Detected.						
	71 o xylene	106	Compound Not Detected.						
	72 styrene	104	Compound Not Detected.						
	73 bromoform	173	Compound Not Detected.						
	74 isopropylbenzene	105	Compound Not Detected.						
$	75 4-bromofluorobenzene	95	11.464	11.464	(0.907)	47764	84.5288	84.528	
	79 1,1,2,2,-tetrachloroethane	83	Compound Not Detected.						
	92 1,3-dichlorobenzene	146	Compound Not Detected.						
*	93 1,4-dichlorobenzene-d4	152	12.643	12.643	(1.000)	54504	100.000		
	94 1,4-dichlorobenzene	146	Compound Not Detected.						
	97 1,2-dichlorobenzene	146	Compound Not Detected.						
	99 1,2-dibromo-3-chloropropane	75	Compound Not Detected.						
	102 1,2,4-trichlorobenzene	180	Compound Not Detected.						
	104 1,2,3-trichlorobenzene	180	Compound Not Detected.						

Alpha Analytical Labs

gc/ms voa - VOA105

Data file : \\Orgserv2\ff\chem\GCMSVOA\Voa105.i\140919.b\0919A25.D
Lab Smp Id:
Inj Date : 19-SEP-2014 20:09
Operator : PD Inst ID: Voa105.i
Smp Info : l1421110-36,31,10,,a
Misc Info : wg723644,ical10058
Comment :
Method : \\Orgserv2\ff\chem\GCMSVOA\Voa105.i\140919.b\liq8260B.m
Meth Date : 19-Sep-2014 14:58 pduczmalew Quant Type: ISTD
Cal Date : 04-SEP-2014 00:38 Cal File: 0903A13.D
Als bottle: 25
Dil Factor: 1.00000
Integrator: HP RTE Compound Sublist: NJTCL.sub
Target Version: 4.12
Processing Host: VIRTUALXP-76524

- NO TENTATIVELY IDENTIFIED COMPOUNDS -

Alpha Analytical Labs

INTERNAL STANDARD COMPOUNDS
AREA AND RT SUMMARY

Instrument ID: Voa105.i
Lab File ID: 0919A25.D
Lab Smp Id:
Analysis Type: VOA
Quant Type: ISTD
Operator: PD
Method File: \\Orgserv2\ff\chem\GCMSVOA\Voa105.i\140919.b\liq8260B.m
Misc Info: wg723644,ical10058

Calibration Date: 19-SEP-2014
Calibration Time: 09:28
Level: LOW
Sample Type: WATER

Test Mode:
Use Last Continuing Calibrator.
If Continuing Cal. use Initial Cal. Level 3

		AREA LIMIT			
COMPOUND	STANDARD	LOWER	UPPER	SAMPLE	%DIFF
41 flourobenzene	177125	88563	354250	111164	-37.24
66 chlorobenzene-d5	159096	79548	318192	95126	-40.21
93 1,4-dichlorobenze	96748	48374	193496	54504	-43.66

		RT LIMIT			
COMPOUND	STANDARD	LOWER	UPPER	SAMPLE	%DIFF
41 flourobenzene	6.47	5.97	6.97	6.47	0.00
66 chlorobenzene-d5	10.04	9.54	10.54	10.04	0.00
93 1,4-dichlorobenze	12.64	12.14	13.14	12.64	0.00

AREA UPPER LIMIT = +100% of internal standard area.
AREA LOWER LIMIT = - 50% of internal standard area.
RT UPPER LIMIT = + 0.50 minutes of internal standard RT.
RT LOWER LIMIT = - 0.50 minutes of internal standard RT.

Alpha Analytical Labs

RECOVERY REPORT

Client Name: Client SDG: SDGa00307
Sample Matrix: LIQUID Fraction: VOA
Lab Smp Id:
Level: LOW Operator: PD
Data Type: MS DATA SampleType: SAMPLE
SpikeList File: curveall.spk Quant Type: ISTD
Sublist File: NJTCL.sub
Method File: \\Orgserv2\ff\chem\GCMSVOA\Voa105.i\140919.b\liq8260B.m
Misc Info: wg723644,ical10058

SURROGATE COMPOUND	AMOUNT ADDED ngs	AMOUNT RECOVERED ngs	% RECOVERED	LIMITS
$ 32 dibromofluorometha	100.000	104.061	104.06	70-130
$ 38 1,2-dichloroethane	100.000	115.274	115.27	70-130
$ 53 toluene-d8	100.000	105.562	105.56	70-130
$ 75 4-bromofluorobenze	100.000	84.528	84.53	70-130

Data File: \\Orgserv2\ff\chem\GCMSVOA\Voa105.i\140919.b\0919A25.D
Date : 19-SEP-2014 20:09
Client ID:
Sample Info: 11421110-36,31,10,,a
Purge Volume: 10.0
Column phase:

Instrument: Voa105.i
Operator: PD
Column diameter: 0.18

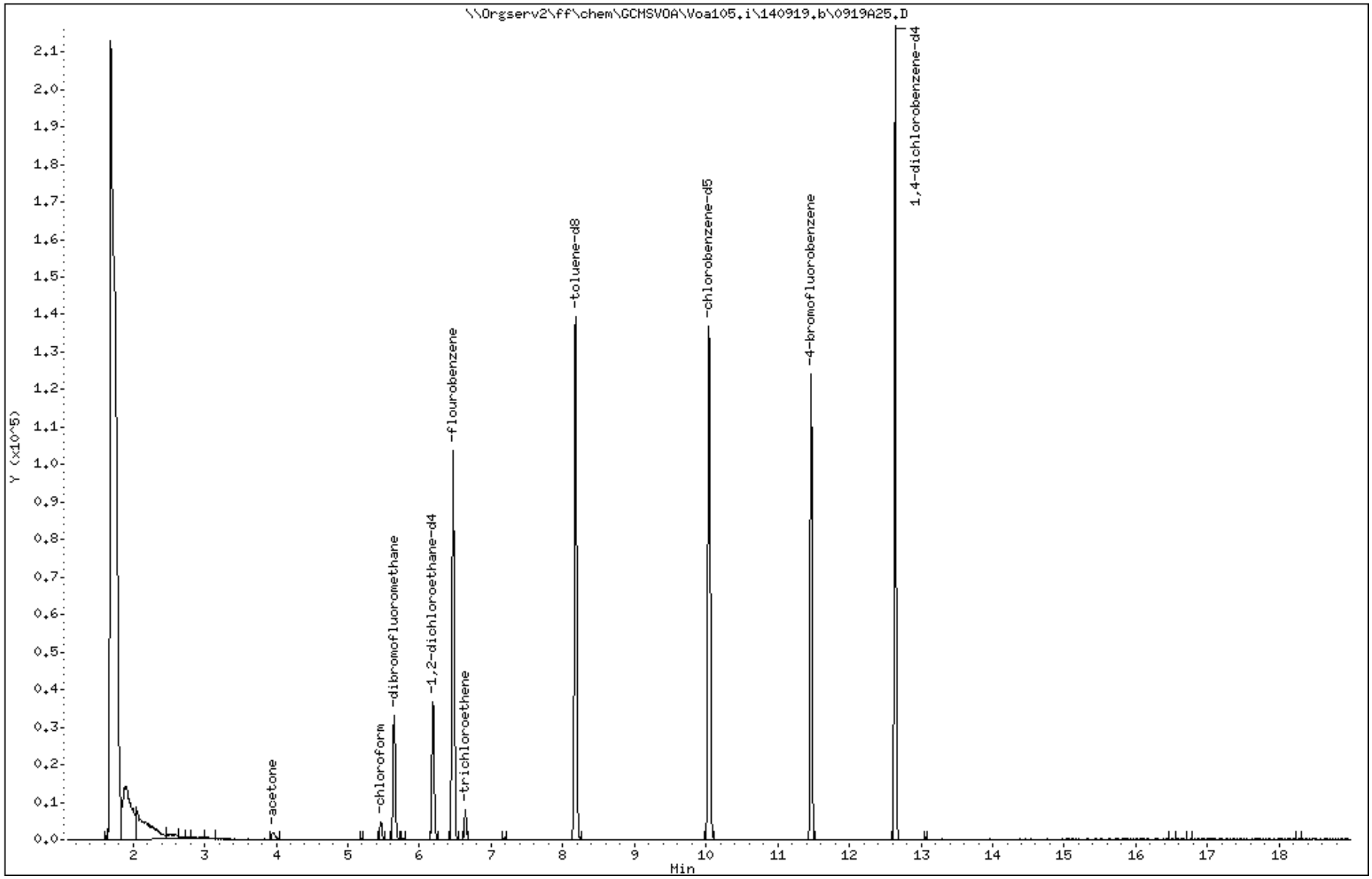

Data File: \\Orgserv2\ff\chem\GCMSVOA\Voa105.i\140919.b\0919A25.D

Date : 19-SEP-2014 20:09

Client ID:

Instrument: Voa105.i

Sample Info: l1421110-36,31,10,,a

Purge Volume: 10.0

Operator: PD

Column phase:

Column diameter: 0.18

13 acetone

Concentration: 93.541 ngs

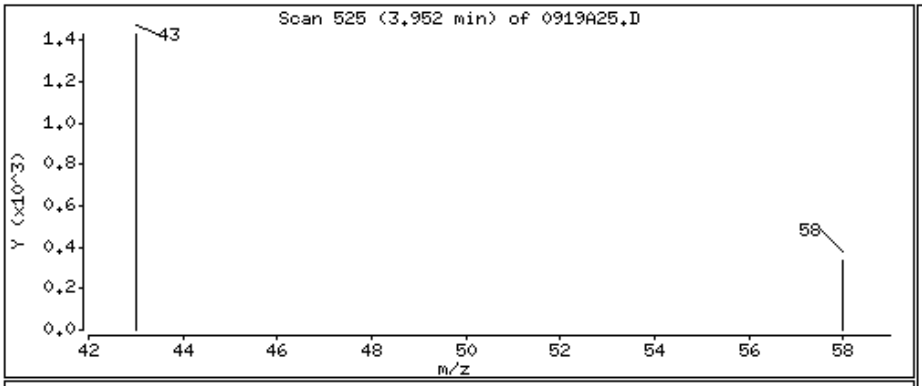

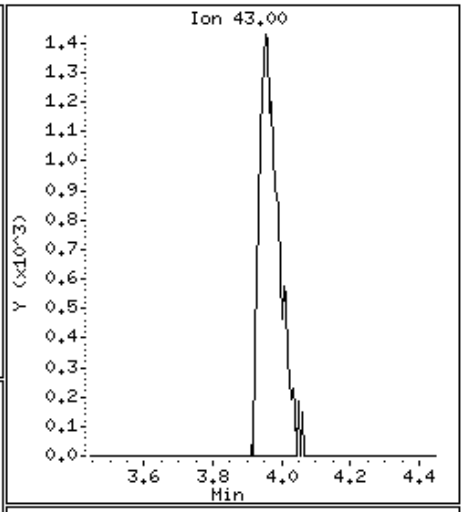

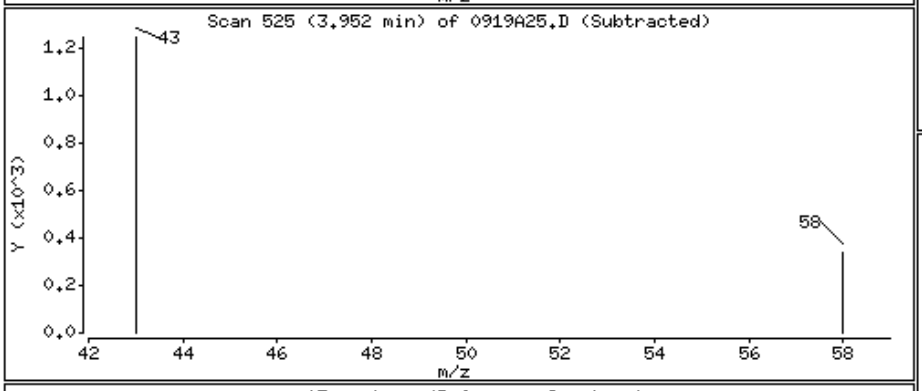

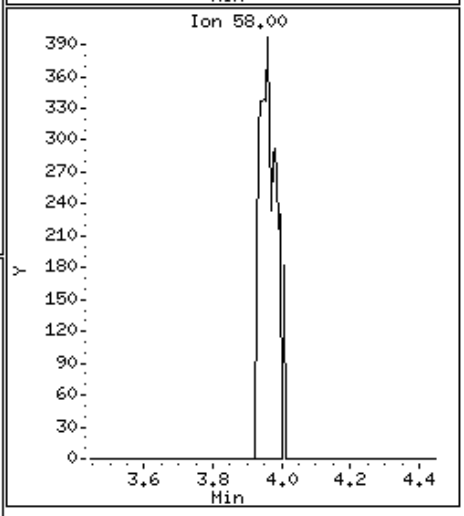

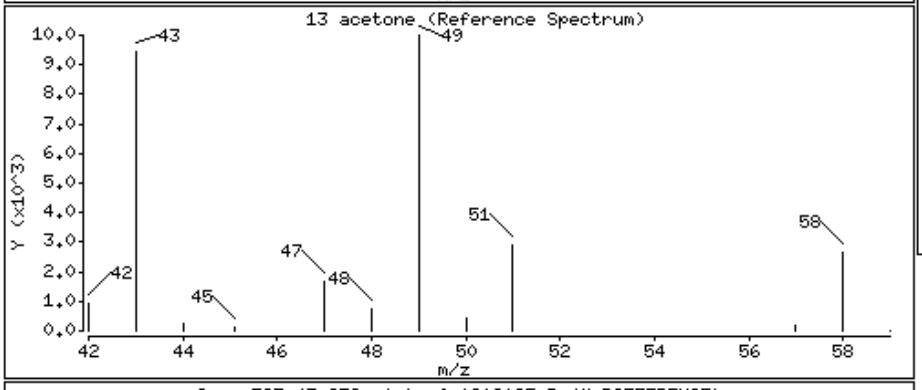

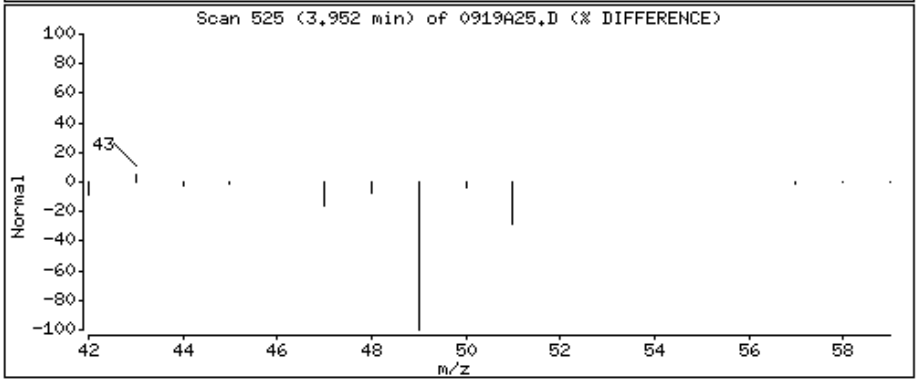

Data File: \\Orgserv2\ff\chem\GCMSVOA\Voa105.i\140919.b\0919A25.D

Date : 19-SEP-2014 20:09

Client ID:

Instrument: Voa105.i

Sample Info: l1421110-36,31,10,,a

Purge Volume: 10.0

Operator: PD

Column phase:

Column diameter: 0.18

28 chloroform

Concentration: 11.316 ngs

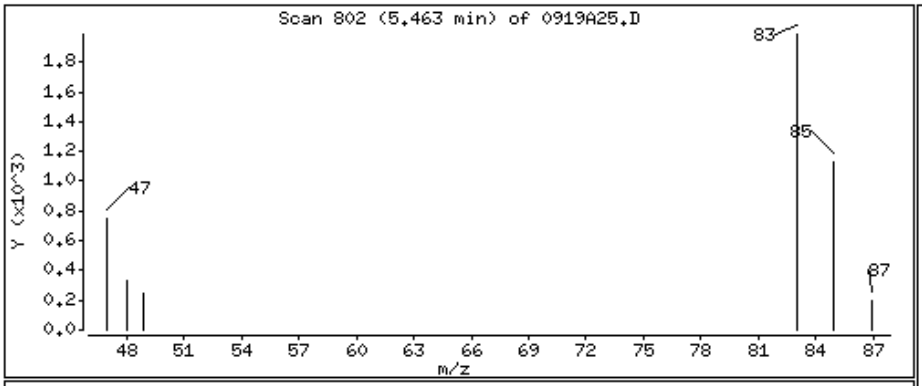

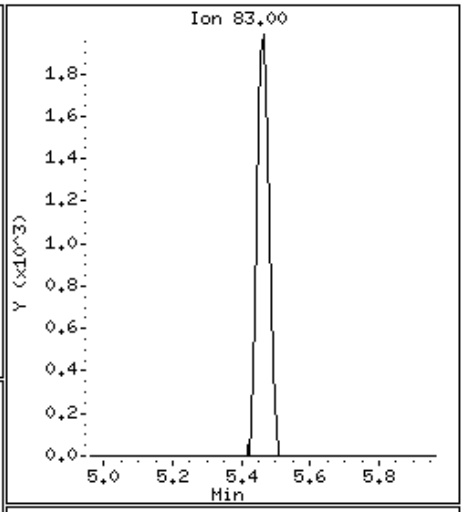

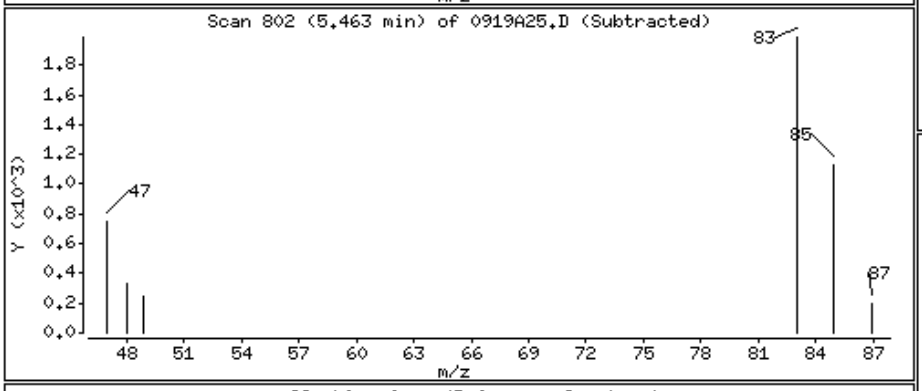

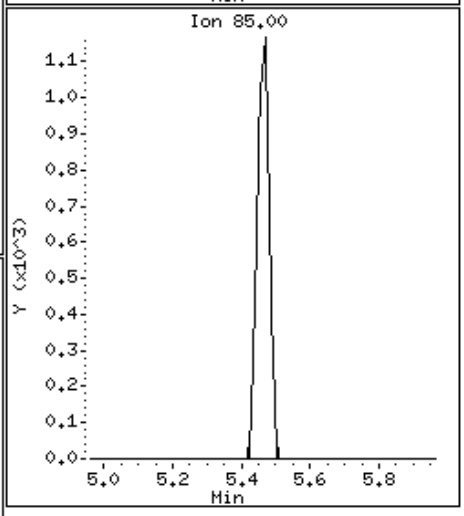

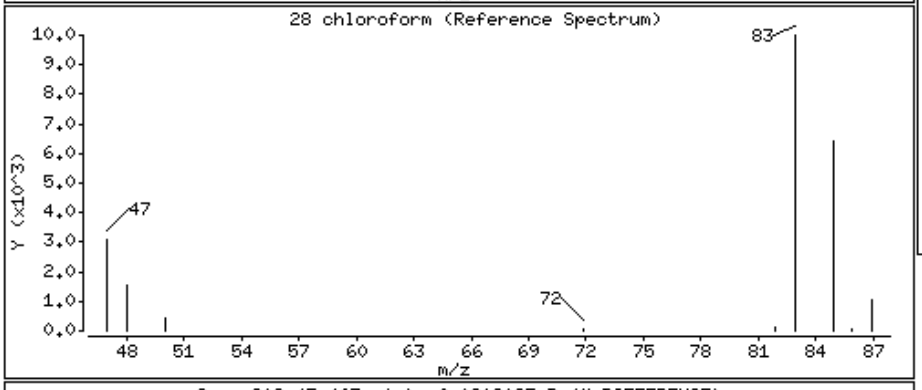

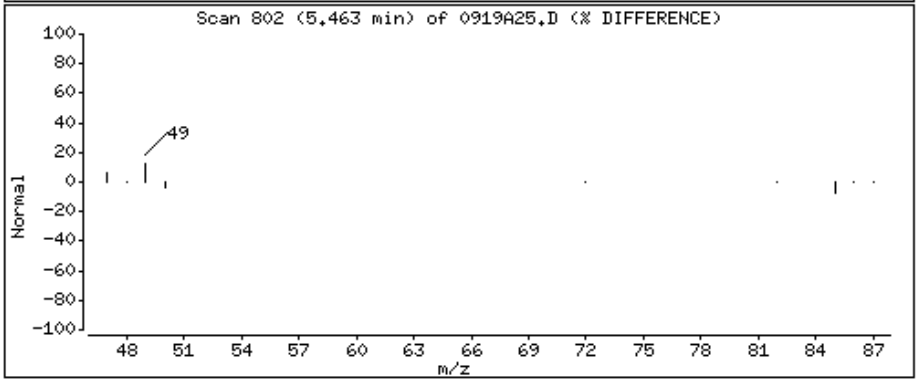

Data File: \\Orgserv2\ff\chem\GCMSVOA\Voa105.i\140919.b\0919A25.D

Date : 19-SEP-2014 20:09

Client ID:

Instrument: Voa105.i

Sample Info: l1421110-36,31,10,,a

Purge Volume: 10.0

Operator: PD

Column phase:

Column diameter: 0.18

43 trichloroethene

Concentration: 12.103 ngs

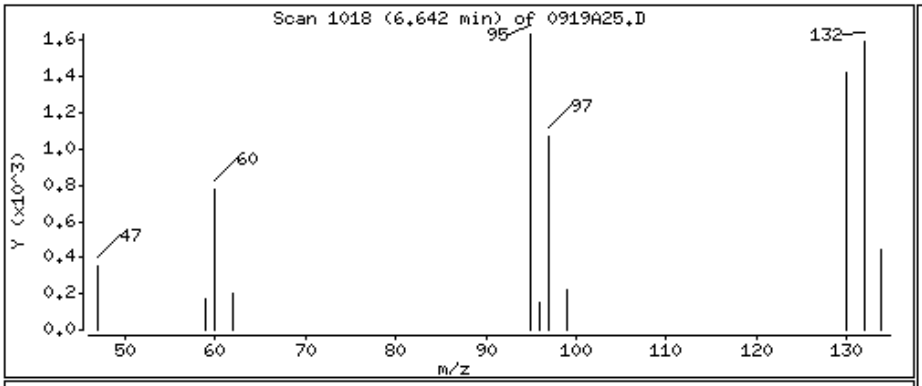

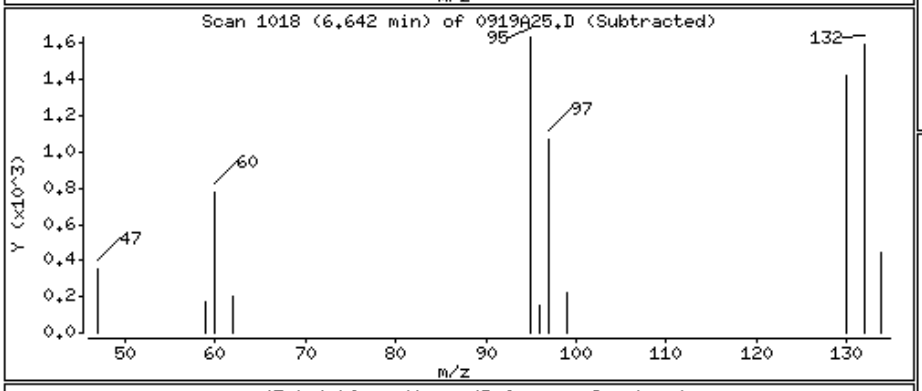

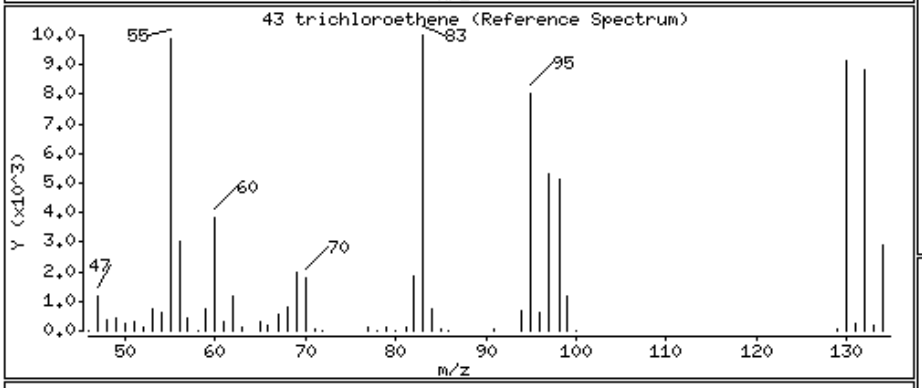

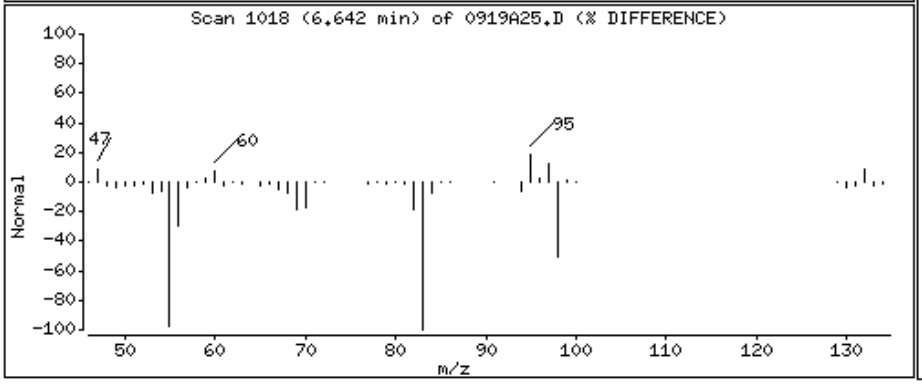

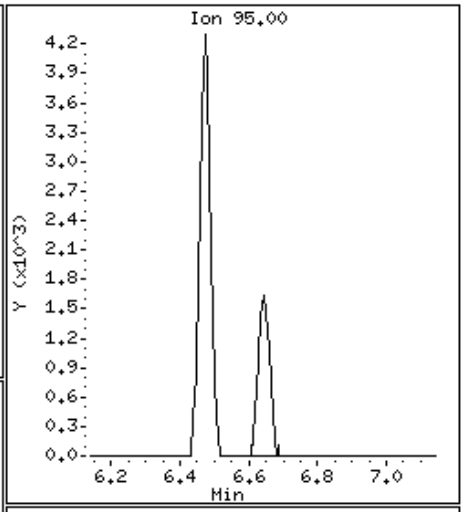

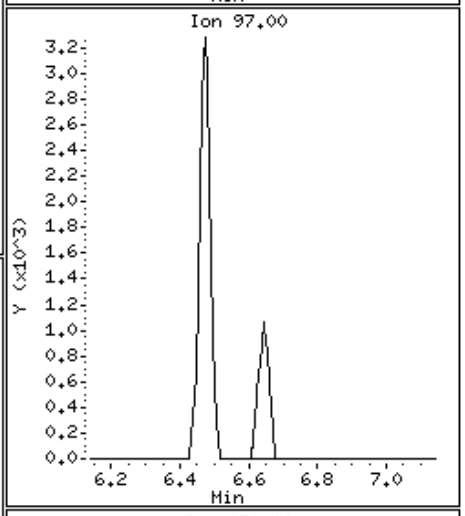

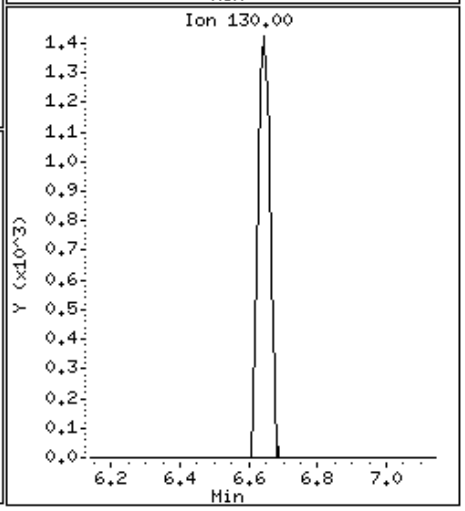

Alpha Analytical Labs

Manual Integration

Sample Info : l1421110-36,31,10,,a
wg723644,ical10058

Instrument ID : Voa105.i
Method : liq8260B.m
File : 0919A25.D
Injection Date : 19-SEP-2014 20:09
Quantitation : ISTD Integrator : HP RTE
Dilution Factor : 1.00 Sample Type: SAMPLE

This File has no version history.

//Orgserv2/ff/chem/GCMSVOA/Voa105.i/140919.b/original/0919A25.D

Alpha Analytical Labs

gc/ms voa - VOA105

Data file : \\Orgserv2\ff\chem\GCMSVOA\Voa105.i\140920.b\0920A06.D
Lab Smp Id:
Inj Date : 20-SEP-2014 17:36
Operator : PD Inst ID: Voa105.i
Smp Info : l1421110-14,31,10,,a
Misc Info : wg723893,ical10058
Comment :
Method : \\Orgserv2\ff\chem\GCMSVOA\Voa105.i\140920.b\liq8260B.m
Meth Date : 20-Sep-2014 16:39 pduczmalew Quant Type: ISTD
Cal Date : 04-SEP-2014 00:38 Cal File: 0903A13.D
Als bottle: 6
Dil Factor: 1.00000
Integrator: HP RTE Compound Sublist: NJTCL.sub
Target Version: 4.12
Processing Host: VIRTUALXP-76524

Concentration Formula: Amt * DF * CpndVariable
Cpnd Variable Local Compound Variable

		QUANT SIG					CONCENTRATIONS		
	Compounds	MASS	RT	EXP RT	REL RT	RESPONSE	ON-COLUMN (ngs)	FINAL (ngs)	REVIEW CODE
	1 dichlorodifluoromethane	85	Compound Not Detected.						
	2 chloromethane	50	Compound Not Detected.						
	3 vinyl chloride	62	Compound Not Detected.						
	4 bromomethane	94	Compound Not Detected.						
	5 chloroethane	64	Compound Not Detected.						
	6 trichlorofluoromethane	101	Compound Not Detected.						
	8 1,1,-dichloroethene	96	Compound Not Detected.						
	9 carbon disulfide	76	Compound Not Detected.						
	10 freon-113	101	Compound Not Detected.						
	11 methylene chloride	84	Compound Not Detected.						
	13 acetone	43	3.956	3.945	(0.611)	8917	98.9993	98.999(M)	M1
	14 trans-1,2-dichloroethene	96	Compound Not Detected.						
	15 Methyl Acetate	43	Compound Not Detected.						
	16 methyl tert butyl ether	73	Compound Not Detected.						
	19 1,1-dichloroethane	63	Compound Not Detected.						
	24 cis-1,2-dichloroethene	96	Compound Not Detected.						
	27 bromochloromethane	128	Compound Not Detected.						
	26 Cyclohexane	56	Compound Not Detected.						
	28 chloroform	83	5.462	5.462	(0.844)	3283	5.30611	5.306	
	30 carbontetrachloride	117	Compound Not Detected.						
$	32 dibromofluoromethane	113	5.648	5.648	(0.873)	40266	103.156	103.156	
	33 1,1,1-trichloroethane	97	Compound Not Detected.						
	34 2-butanone	43	Compound Not Detected.						
	36 benzene	78	Compound Not Detected.						
$	38 1,2-dichloroethane-d4	65	6.188	6.188	(0.956)	41480	111.209	111.208	
	39 1,2-dichloroethane	62	Compound Not Detected.						
*	41 flourobenzene	96	6.472	6.472	(1.000)	173510	100.000		
	42 methyl cyclohexane	83	Compound Not Detected.						

	Compounds	QUANT SIG MASS	RT	EXP RT	REL RT	RESPONSE	CONCENTRATIONS ON-COLUMN (ngs)	CONCENTRATIONS FINAL (ngs)	REVIEW CODE
	43 trichloroethene	95	Compound Not Detected.						
	46 1,2-dichloropropane	63	Compound Not Detected.						
	47 bromodichloromethane	83	Compound Not Detected.						
	49 1,4-Dioxane	88	Compound Not Detected.						
	52 cis-1,3-dichloropropene	75	Compound Not Detected.						
$	53 toluene-d8	98	8.180	8.180	(0.815)	171217	103.710	103.710	
	54 toluene	92	Compound Not Detected.						
	56 4-methyl-2-pentanone	58	Compound Not Detected.						
	55 tetrachloroethene	166	Compound Not Detected.						
	57 trans-1,3-dichloropropene	75	Compound Not Detected.						
	60 1,1,2-trichloroethane	83	Compound Not Detected.						
	61 chlorodibromomethane	129	Compound Not Detected.						
	64 1,2-dibromoethane	107	Compound Not Detected.						
	65 2-hexanone	43	Compound Not Detected.						
*	66 chlorobenzene-d5	117	10.040	10.046	(1.000)	149073	100.000		
	67 chlorobenzene	112	Compound Not Detected.						
	68 ethyl benzene	91	Compound Not Detected.						
	70 p/m xylene	106	Compound Not Detected.						
	71 o xylene	106	Compound Not Detected.						
	72 styrene	104	Compound Not Detected.						
	73 bromoform	173	Compound Not Detected.						
	74 isopropylbenzene	105	Compound Not Detected.						
$	75 4-bromofluorobenzene	95	11.464	11.464	(0.907)	76583	84.9992	84.999	
	79 1,1,2,2,-tetrachloroethane	83	Compound Not Detected.						
	92 1,3-dichlorobenzene	146	Compound Not Detected.						
*	93 1,4-dichlorobenzene-d4	152	12.643	12.643	(1.000)	86906	100.000		
	94 1,4-dichlorobenzene	146	Compound Not Detected.						
	97 1,2-dichlorobenzene	146	Compound Not Detected.						
	99 1,2-dibromo-3-chloropropane	75	Compound Not Detected.						
	102 1,2,4-trichlorobenzene	180	Compound Not Detected.						
	104 1,2,3-trichlorobenzene	180	Compound Not Detected.						

QC Flag Legend

M - Compound response manually integrated.

Alpha Analytical Labs

gc/ms voa - VOA105

Data file : \\Orgserv2\ff\chem\GCMSVOA\Voa105.i\140920.b\0920A06.D
Lab Smp Id:
Inj Date : 20-SEP-2014 17:36
Operator : PD Inst ID: Voa105.i
Smp Info : l1421110-14,31,10,,a
Misc Info : wg723893,ical10058
Comment :
Method : \\Orgserv2\ff\chem\GCMSVOA\Voa105.i\140920.b\liq8260B.m
Meth Date : 20-Sep-2014 16:39 pduczmalew Quant Type: ISTD
Cal Date : 04-SEP-2014 00:38 Cal File: 0903A13.D
Als bottle: 6
Dil Factor: 1.00000
Integrator: HP RTE Compound Sublist: NJTCL.sub
Target Version: 4.12
Processing Host: VIRTUALXP-76524

Concentration Formula: Amt * DF * CpndVariable
Cpnd Variable Local Compound Variable

ISTD	RT	AREA	AMOUNT
* 41 flourobenzene	6.472	359410	100.000

	CONCENTRATIONS			QUANT			
RT	AREA	ON-COL(ngs)	FINAL(ngs)	QUAL	LIBRARY	LIB ENTRY	CPND #	REVIEW CODE
Unknown					CAS #:			
7.585	68794	19.1407493	19.140	0		0	41	

Alpha Analytical Labs

INTERNAL STANDARD COMPOUNDS
AREA AND RT SUMMARY

Instrument ID: Voa105.i
Lab File ID: 0920A06.D
Lab Smp Id:
Analysis Type: VOA
Quant Type: ISTD
Operator: PD
Method File: \\Orgserv2\ff\chem\GCMSVOA\Voa105.i\140920.b\liq8260B.m
Misc Info: wg723893,ical10058

Calibration Date: 20-SEP-2014
Calibration Time: 15:44
Level: LOW
Sample Type: WATER

Test Mode:
Use Last Continuing Calibrator.
If Continuing Cal. use Initial Cal. Level 3

COMPOUND	STANDARD	AREA LIMIT LOWER	AREA LIMIT UPPER	SAMPLE	%DIFF
41 flourobenzene	193466	96733	386932	173510	-10.31
66 chlorobenzene-d5	174217	87109	348434	149073	-14.43
93 1,4-dichlorobenze	115996	57998	231992	86906	-25.08

COMPOUND	STANDARD	RT LIMIT LOWER	RT LIMIT UPPER	SAMPLE	%DIFF
41 flourobenzene	6.47	5.97	6.97	6.47	0.00
66 chlorobenzene-d5	10.05	9.55	10.55	10.04	-0.05
93 1,4-dichlorobenze	12.64	12.14	13.14	12.64	0.00

AREA UPPER LIMIT = +100% of internal standard area.
AREA LOWER LIMIT = - 50% of internal standard area.
RT UPPER LIMIT = + 0.50 minutes of internal standard RT.
RT LOWER LIMIT = - 0.50 minutes of internal standard RT.

Alpha Analytical Labs

RECOVERY REPORT

Client Name: Client SDG: SDGa00307
Sample Matrix: LIQUID Fraction: VOA
Lab Smp Id:
Level: LOW Operator: PD
Data Type: MS DATA SampleType: SAMPLE
SpikeList File: curveall.spk Quant Type: ISTD
Sublist File: NJTCL.sub
Method File: \\Orgserv2\ff\chem\GCMSVOA\Voa105.i\140920.b\liq8260B.m
Misc Info: wg723893,ical10058

SURROGATE COMPOUND	AMOUNT ADDED ngs	AMOUNT RECOVERED ngs	% RECOVERED	LIMITS
$ 32 dibromofluorometha	100.000	103.156	103.16	70-130
$ 38 1,2-dichloroethane	100.000	111.208	111.21	70-130
$ 53 toluene-d8	100.000	103.710	103.71	70-130
$ 75 4-bromofluorobenze	100.000	84.999	85.00	70-130

Data File: \\Orgserv2\ff\chem\GCMSVOA\Voa105.i\140920.b\0920A06.D
Date : 20-SEP-2014 17:36
Client ID:
Sample Info: 11421110-14,31,10,,a
Purge Volume: 10.0
Column phase:

Instrument: Voa105.i
Operator: PD
Column diameter: 0.18

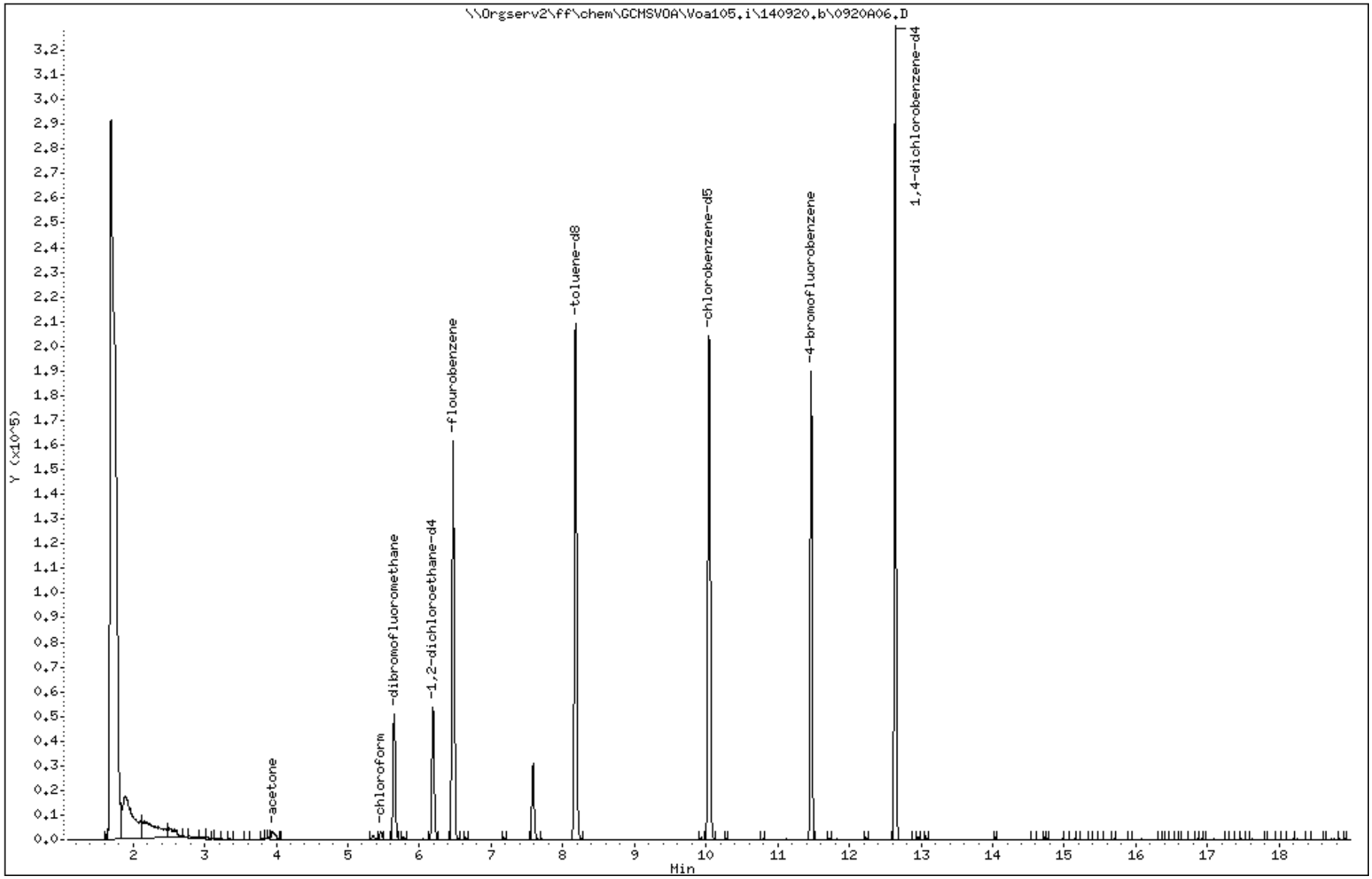

Data File: \\Orgserv2\ff\chem\GCMSVOA\Voa105.i\140920.b\0920A06.D

Date : 20-SEP-2014 17:36

Client ID:

Instrument: Voa105.i

Sample Info: l1421110-14,31,10,,a

Purge Volume: 10.0

Operator: PD

Column phase:

Column diameter: 0.18

13 acetone

Concentration: 98.999 ngs

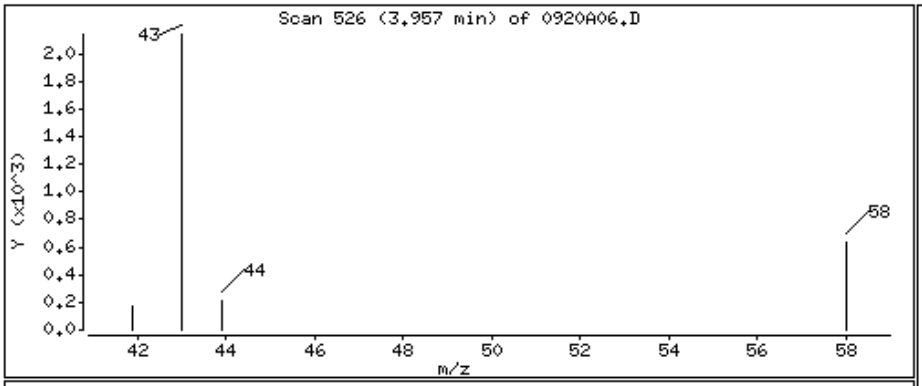

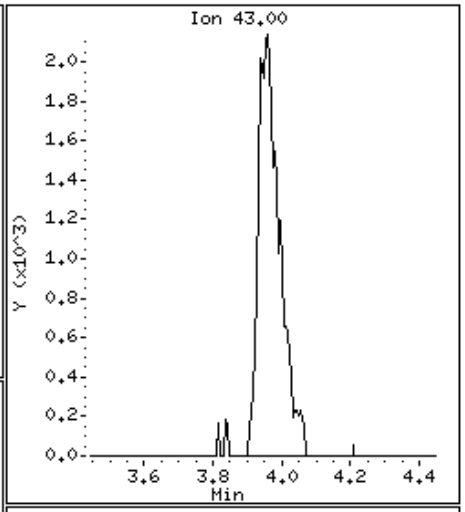

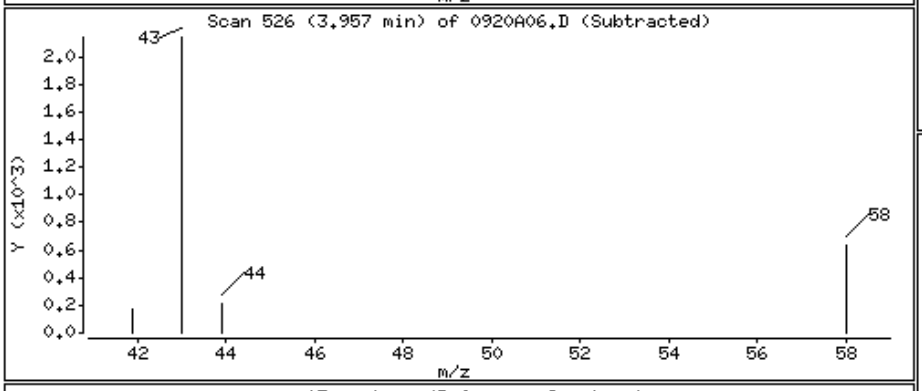

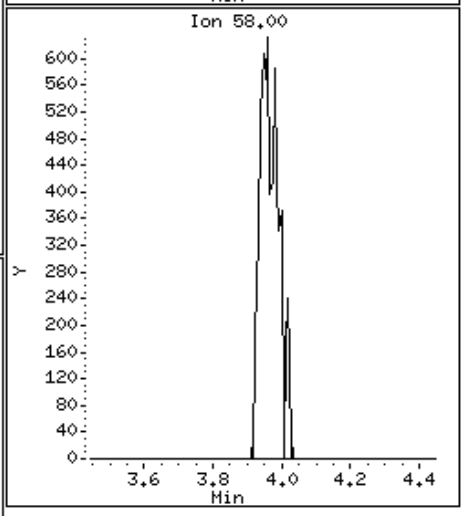

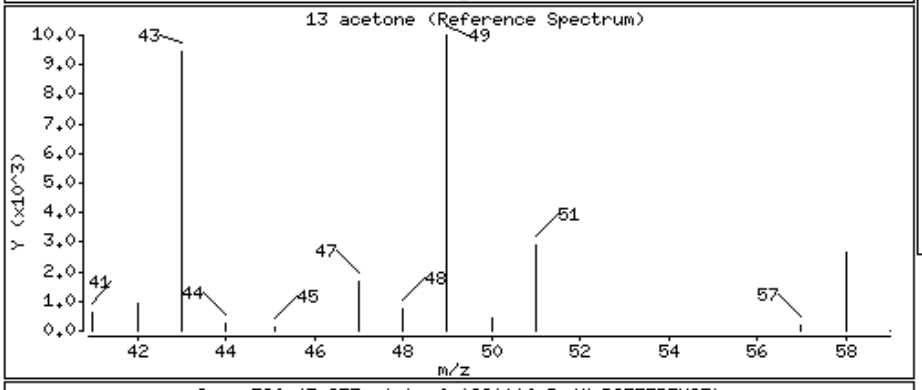

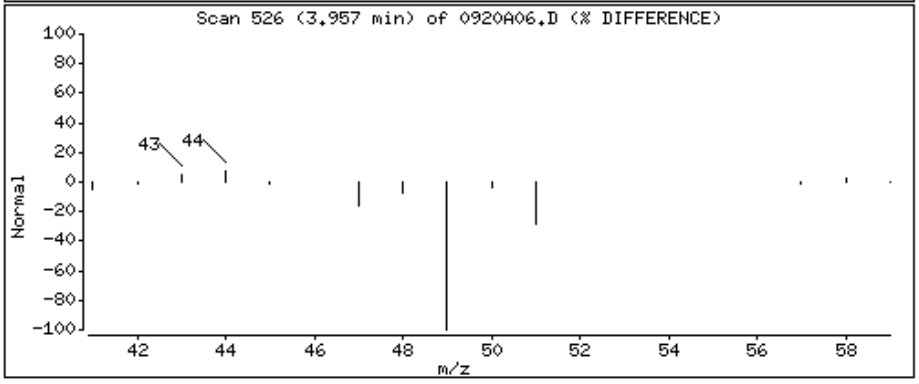

Data File: \\Orgserv2\ff\chem\GCMSVOA\Voa105.i\140920.b\0920A06.D

Date : 20-SEP-2014 17:36

Client ID:

Instrument: Voa105.i

Sample Info: l1421110-14,31,10,,a

Purge Volume: 10.0

Operator: PD

Column phase:

Column diameter: 0.18

28 chloroform

Concentration: 5.306 ngs

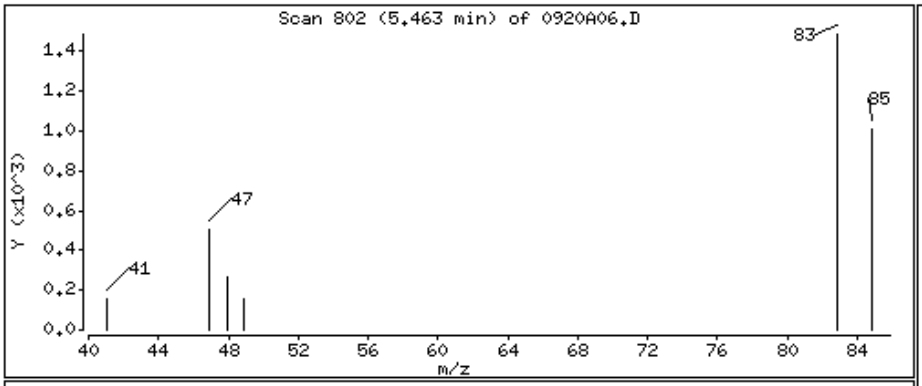

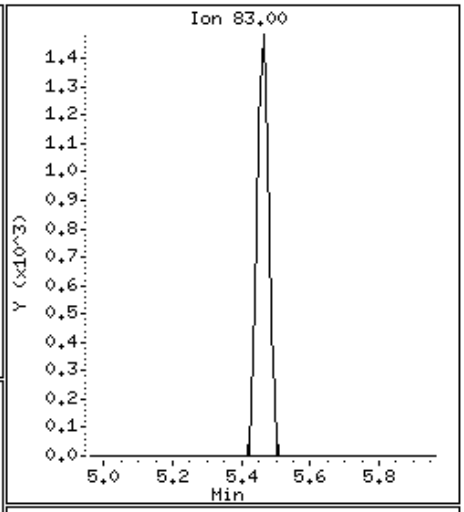

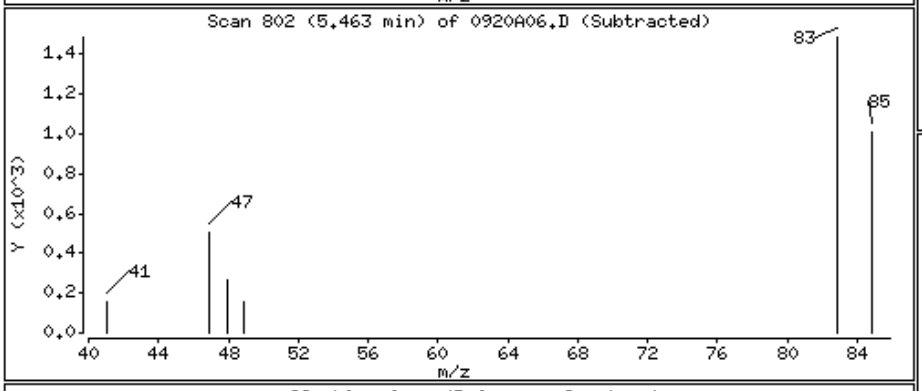

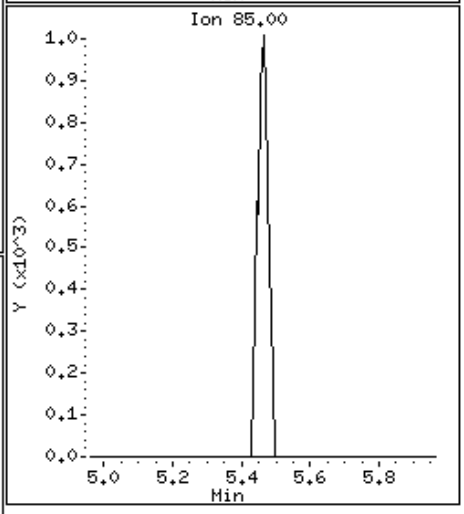

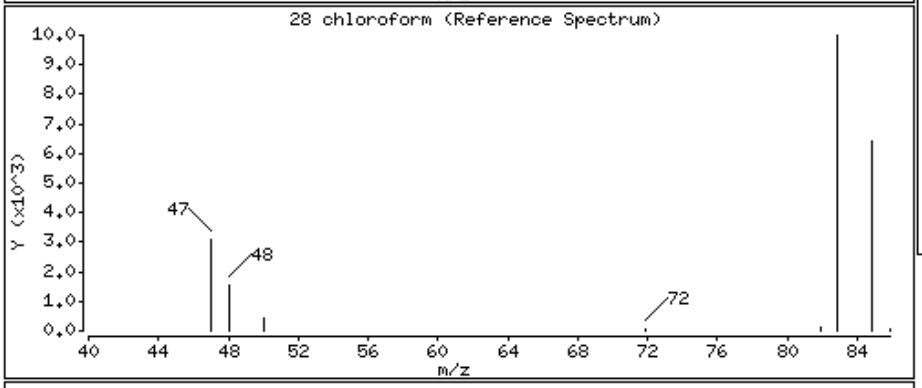

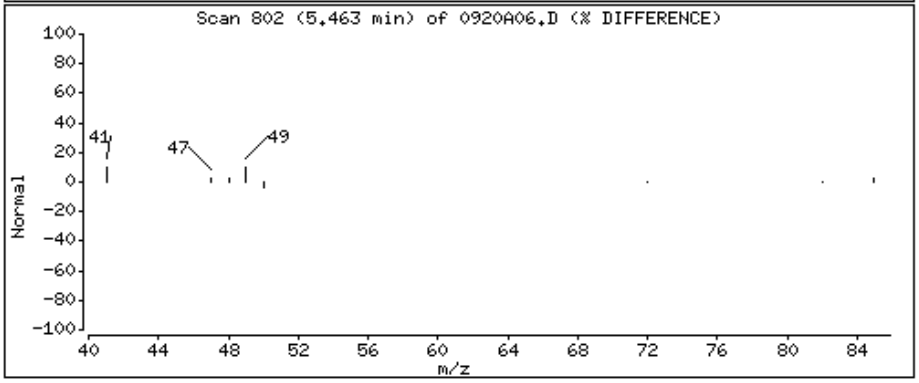

Data File: \\Orgserv2\ff\chem\GCMSVOA\Voa105.i\140920.b\0920A06.D

Date : 20-SEP-2014 17:36

Client ID:

Instrument: Voa105.i

Sample Info: l1421110-14,31,10,,a

Purge Volume: 10.0

Operator: PD

Column phase:

Column diameter: 0.18

Library Search Compound Match	CAS Number	Library	Entry	Quality	Formula	Weight
Unknown						
n-Propyl acetate	109-60-4	NIST02.L	4162	83	C5H10O2	102

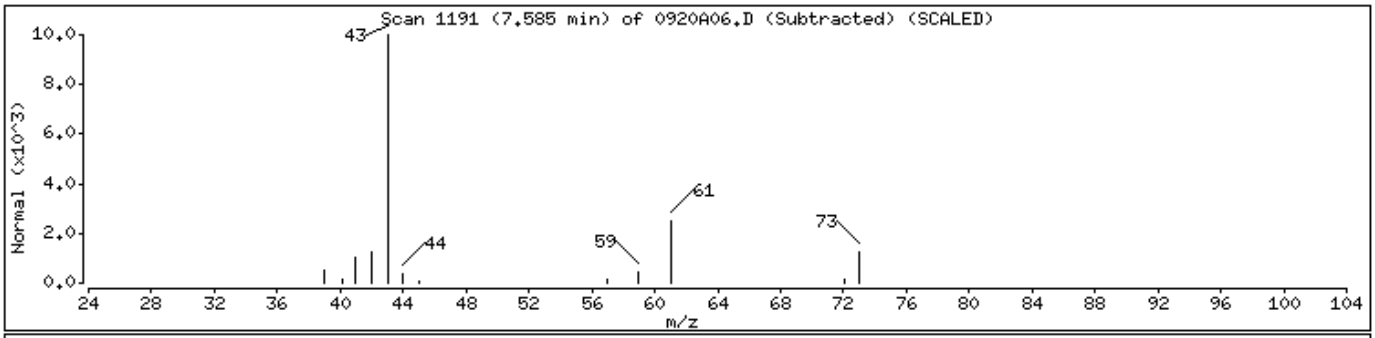

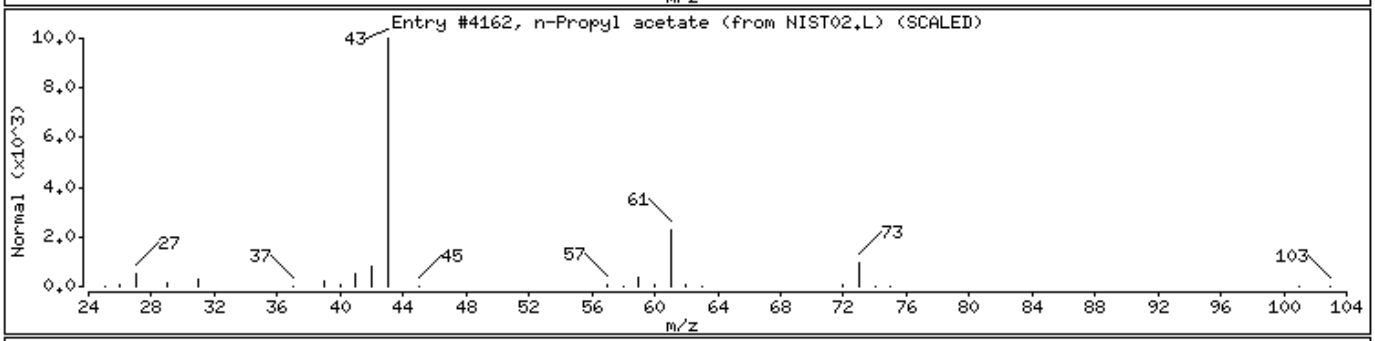

Alpha Analytical Labs

Manual Integration

Sample Info : l1421110-14,31,10,,a
wg723893,ical10058

Instrument ID : Voa105.i
Method : liq8260B.m
File : 0920A06.D
Injection Date : 20-SEP-2014 17:36
Quantitation : ISTD Integrator : HP RTE
Dilution Factor : 1.00 Sample Type: SAMPLE

This File has no version history.

//Orgserv2/ff/chem/GCMSVOA/Voa105.i/140920.b/original/0920A06.D

Alpha Analytical Labs

gc/ms voa - VOA105

Data file : \\Orgserv2\ff\chem\GCMSVOA\Voa105.i\140920.b\0920A07.D
Lab Smp Id:
Inj Date : 20-SEP-2014 18:04
Operator : PD Inst ID: Voa105.i
Smp Info : l1421110-37,31,10,,a
Misc Info : wg723893,ical10058
Comment :
Method : \\Orgserv2\ff\chem\GCMSVOA\Voa105.i\140920.b\liq8260B.m
Meth Date : 20-Sep-2014 16:39 pduczmalew Quant Type: ISTD
Cal Date : 04-SEP-2014 00:38 Cal File: 0903A13.D
Als bottle: 7
Dil Factor: 1.00000
Integrator: HP RTE Compound Sublist: NJTCL.sub
Target Version: 4.12
Processing Host: VIRTUALXP-76524

Concentration Formula: Amt * DF * CpndVariable
Cpnd Variable Local Compound Variable

		QUANT SIG					CONCENTRATIONS ON-COLUMN	FINAL	
	Compounds	MASS	RT	EXP RT	REL RT	RESPONSE	(ngs)	(ngs)	REVIEW CODE
	1 dichlorodifluoromethane	85	Compound Not Detected.						
	2 chloromethane	50	Compound Not Detected.						
	3 vinyl chloride	62	Compound Not Detected.						
	4 bromomethane	94	Compound Not Detected.						
	5 chloroethane	64	Compound Not Detected.						
	6 trichlorofluoromethane	101	Compound Not Detected.						
	8 1,1,-dichloroethene	96	Compound Not Detected.						
	9 carbon disulfide	76	Compound Not Detected.						
	10 freon-113	101	3.351	3.356	(0.518)	473	1.27580	1.275(Q)	
	11 methylene chloride	84	Compound Not Detected.						
	13 acetone	43	3.951	3.945	(0.611)	10222	117.350	117.350	
	14 trans-1,2-dichloroethene	96	Compound Not Detected.						
	15 Methyl Acetate	43	Compound Not Detected.						
	16 methyl tert butyl ether	73	Compound Not Detected.						
	19 1,1-dichloroethane	63	Compound Not Detected.						
	24 cis-1,2-dichloroethene	96	5.201	5.195	(0.804)	3546	7.72658	7.726	
	27 bromochloromethane	128	Compound Not Detected.						
	26 Cyclohexane	56	Compound Not Detected.						
	28 chloroform	83	Compound Not Detected.						
	30 carbontetrachloride	117	Compound Not Detected.						
$	32 dibromofluoromethane	113	5.648	5.648	(0.873)	38520	102.042	102.041	
	33 1,1,1-trichloroethane	97	Compound Not Detected.						
	34 2-butanone	43	Compound Not Detected.						
	36 benzene	78	Compound Not Detected.						
$	38 1,2-dichloroethane-d4	65	6.194	6.188	(0.957)	40812	113.142	113.141	
	39 1,2-dichloroethane	62	Compound Not Detected.						
*	41 flourobenzene	96	6.472	6.472	(1.000)	167799	100.000		
	42 methyl cyclohexane	83	Compound Not Detected.						

	Compounds	QUANT SIG MASS	RT	EXP RT	REL RT	RESPONSE	CONCENTRATIONS ON-COLUMN (ngs)	CONCENTRATIONS FINAL (ngs)	REVIEW CODE
	43 trichloroethene	95	6.652	6.646	(1.028)	1776	4.11801	4.118	
	46 1,2-dichloropropane	63	Compound Not Detected.						
	47 bromodichloromethane	83	Compound Not Detected.						
	49 1,4-Dioxane	88	Compound Not Detected.						
	52 cis-1,3-dichloropropene	75	Compound Not Detected.						
$	53 toluene-d8	98	8.180	8.180	(0.814)	166655	104.363	104.363	
	54 toluene	92	Compound Not Detected.						
	56 4-methyl-2-pentanone	58	Compound Not Detected.						
	55 tetrachloroethene	166	8.682	8.682	(0.864)	1006	2.28832	2.288	
	57 trans-1,3-dichloropropene	75	Compound Not Detected.						
	60 1,1,2-trichloroethane	83	Compound Not Detected.						
	61 chlorodibromomethane	129	Compound Not Detected.						
	64 1,2-dibromoethane	107	Compound Not Detected.						
	65 2-hexanone	43	Compound Not Detected.						
*	66 chlorobenzene-d5	117	10.046	10.046	(1.000)	144193	100.000		
	67 chlorobenzene	112	Compound Not Detected.						
	68 ethyl benzene	91	Compound Not Detected.						
	70 p/m xylene	106	Compound Not Detected.						
	71 o xylene	106	Compound Not Detected.						
	72 styrene	104	Compound Not Detected.						
	73 bromoform	173	Compound Not Detected.						
	74 isopropylbenzene	105	Compound Not Detected.						
$	75 4-bromofluorobenzene	95	11.470	11.464	(0.907)	74841	86.0891	86.089	
	79 1,1,2,2,-tetrachloroethane	83	Compound Not Detected.						
	92 1,3-dichlorobenzene	146	Compound Not Detected.						
*	93 1,4-dichlorobenzene-d4	152	12.643	12.643	(1.000)	83854	100.000		
	94 1,4-dichlorobenzene	146	Compound Not Detected.						
	97 1,2-dichlorobenzene	146	13.074	13.074	(1.034)	3461	2.83518	2.835	
	99 1,2-dibromo-3-chloropropane	75	Compound Not Detected.						
	102 1,2,4-trichlorobenzene	180	Compound Not Detected.						
	104 1,2,3-trichlorobenzene	180	Compound Not Detected.						

QC Flag Legend

Q - Qualifier signal failed the ratio test.

Alpha Analytical Labs

gc/ms voa - VOA105

Data file : \\Orgserv2\ff\chem\GCMSVOA\Voa105.i\140920.b\0920A07.D
Lab Smp Id:
Inj Date : 20-SEP-2014 18:04
Operator : PD Inst ID: Voa105.i
Smp Info : l1421110-37,31,10,,a
Misc Info : wg723893,ical10058
Comment :
Method : \\Orgserv2\ff\chem\GCMSVOA\Voa105.i\140920.b\liq8260B.m
Meth Date : 20-Sep-2014 16:39 pduczmalew Quant Type: ISTD
Cal Date : 04-SEP-2014 00:38 Cal File: 0903A13.D
Als bottle: 7
Dil Factor: 1.00000
Integrator: HP RTE Compound Sublist: NJTCL.sub
Target Version: 4.12
Processing Host: VIRTUALXP-76524

- NO TENTATIVELY IDENTIFIED COMPOUNDS -

Alpha Analytical Labs

INTERNAL STANDARD COMPOUNDS
AREA AND RT SUMMARY

Instrument ID: Voa105.i
Lab File ID: 0920A07.D
Lab Smp Id:
Analysis Type: VOA
Quant Type: ISTD
Operator: PD
Method File: \\Orgserv2\ff\chem\GCMSVOA\Voa105.i\140920.b\liq8260B.m
Misc Info: wg723893,ical10058

Calibration Date: 20-SEP-2014
Calibration Time: 15:44
Level: LOW
Sample Type: WATER

Test Mode:
Use Last Continuing Calibrator.
If Continuing Cal. use Initial Cal. Level 3

COMPOUND	STANDARD	AREA LIMIT LOWER	AREA LIMIT UPPER	SAMPLE	%DIFF
41 flourobenzene	193466	96733	386932	167799	-13.27
66 chlorobenzene-d5	174217	87109	348434	144193	-17.23
93 1,4-dichlorobenze	115996	57998	231992	83854	-27.71

COMPOUND	STANDARD	RT LIMIT LOWER	RT LIMIT UPPER	SAMPLE	%DIFF
41 flourobenzene	6.47	5.97	6.97	6.47	0.00
66 chlorobenzene-d5	10.05	9.55	10.55	10.05	0.00
93 1,4-dichlorobenze	12.64	12.14	13.14	12.64	0.00

AREA UPPER LIMIT = +100% of internal standard area.
AREA LOWER LIMIT = - 50% of internal standard area.
RT UPPER LIMIT = + 0.50 minutes of internal standard RT.
RT LOWER LIMIT = - 0.50 minutes of internal standard RT.

Alpha Analytical Labs

RECOVERY REPORT

Client Name: Client SDG: SDGa00307
Sample Matrix: LIQUID Fraction: VOA
Lab Smp Id:
Level: LOW Operator: PD
Data Type: MS DATA SampleType: SAMPLE
SpikeList File: curveall.spk Quant Type: ISTD
Sublist File: NJTCL.sub
Method File: \\Orgserv2\ff\chem\GCMSVOA\Voa105.i\140920.b\liq8260B.m
Misc Info: wg723893,ical10058

SURROGATE COMPOUND	AMOUNT ADDED ngs	AMOUNT RECOVERED ngs	% RECOVERED	LIMITS
$ 32 dibromofluorometha	100.000	102.041	102.04	70-130
$ 38 1,2-dichloroethane	100.000	113.141	113.14	70-130
$ 53 toluene-d8	100.000	104.363	104.36	70-130
$ 75 4-bromofluorobenze	100.000	86.089	86.09	70-130

Data File: \\Orgserv2\ff\chem\GCMSVOA\Voa105.i\140920.b\0920A07.D
Date : 20-SEP-2014 18:04
Client ID:
Sample Info: 11421110-37,31,10,,a
Purge Volume: 10.0
Column phase:

Instrument: Voa105.i
Operator: PD
Column diameter: 0.18

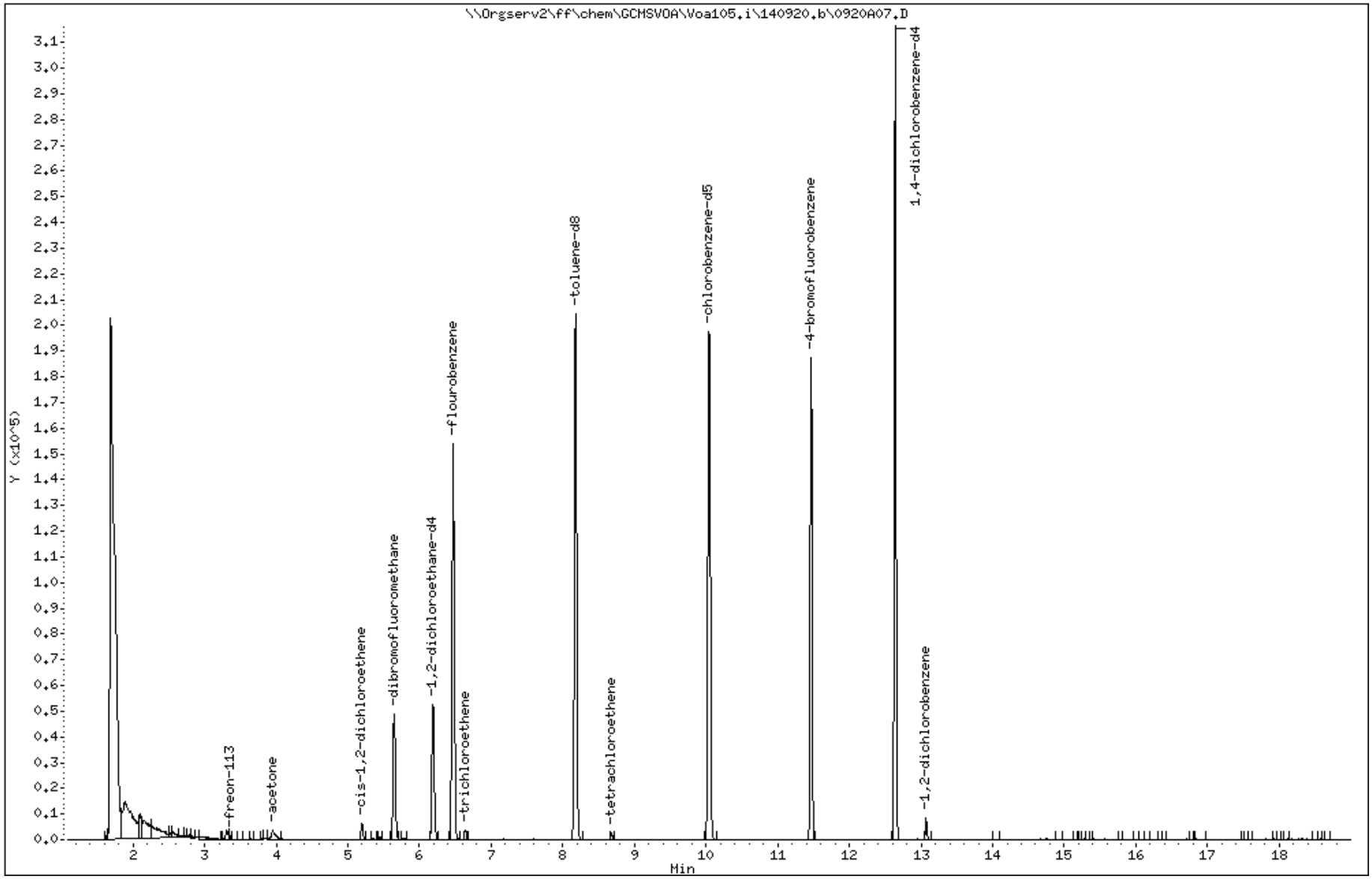

Data File: \\Orgserv2\ff\chem\GCMSVOA\Voa105.i\140920.b\0920A07.D

Date : 20-SEP-2014 18:04

Client ID:

Instrument: Voa105.i

Sample Info: l1421110-37,31,10,,a

Purge Volume: 10.0

Operator: PD

Column phase:

Column diameter: 0.18

10 freon-113

Concentration: 1.275 ngs

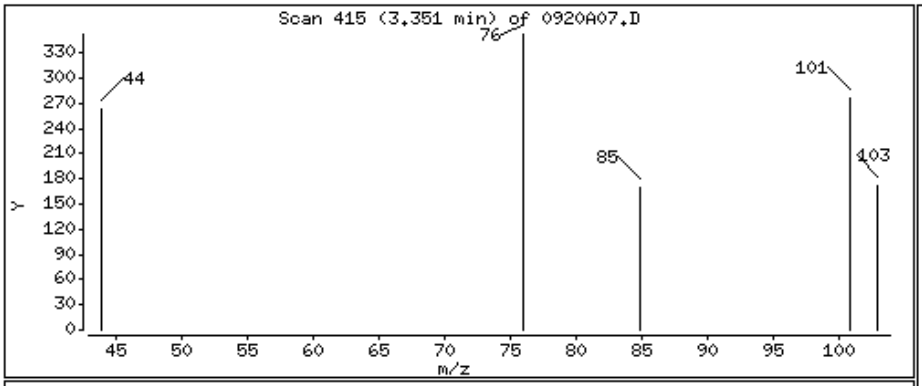

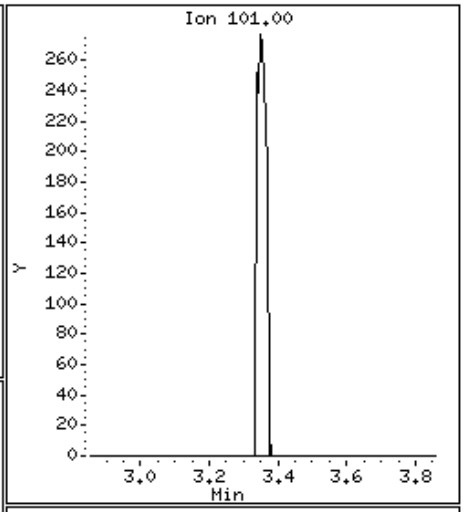

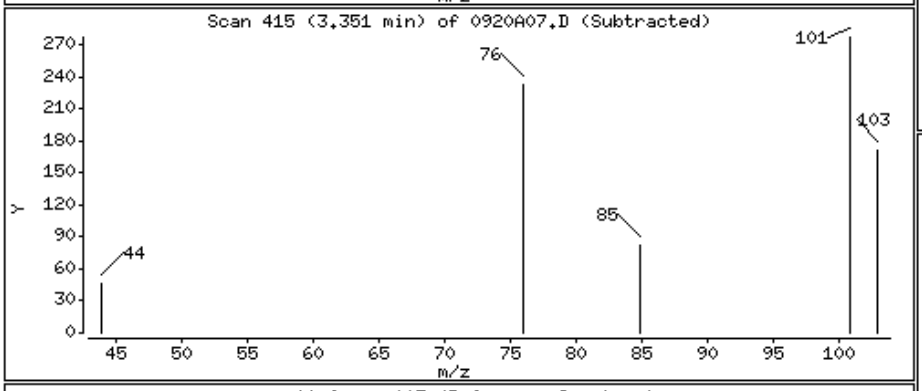

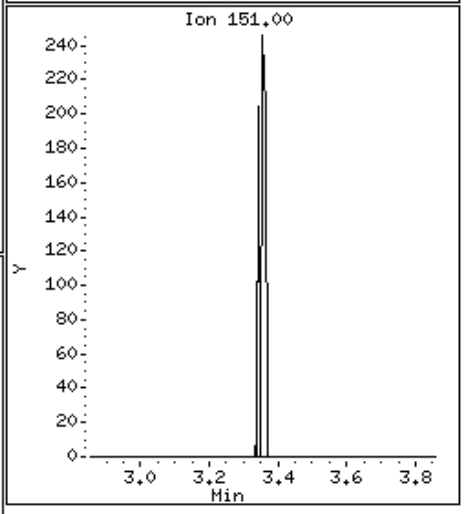

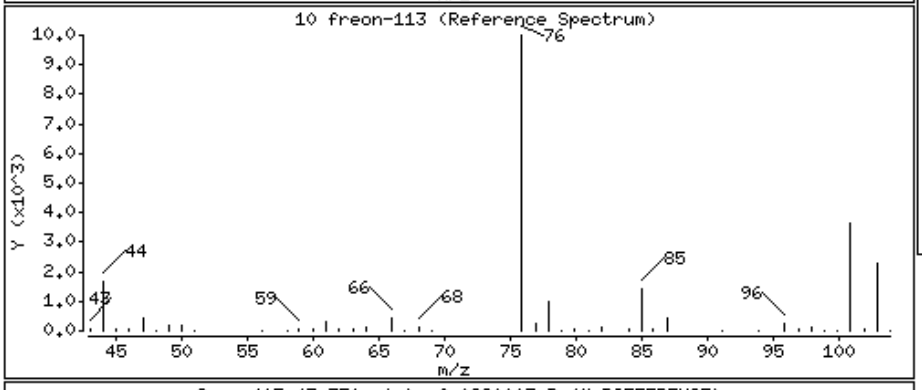

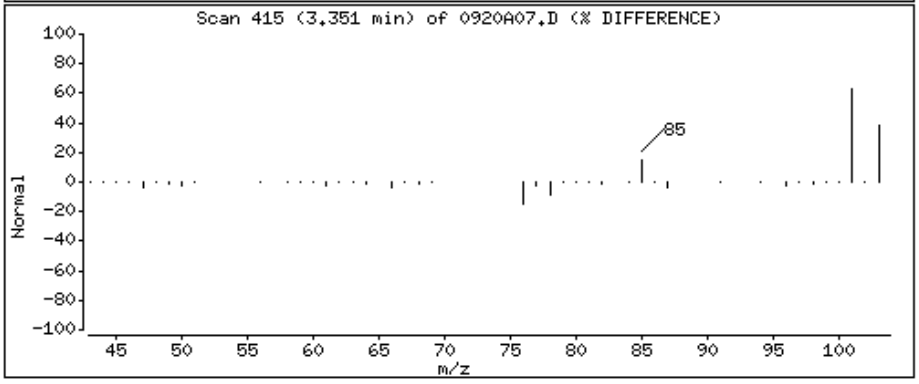

Data File: \\Orgserv2\ff\chem\GCMSVOA\Voa105.i\140920.b\0920A07.D

Date : 20-SEP-2014 18:04

Client ID:

Instrument: Voa105.i

Sample Info: l1421110-37,31,10,,a

Purge Volume: 10.0

Operator: PD

Column phase:

Column diameter: 0.18

13 acetone

Concentration: 117.350 ngs

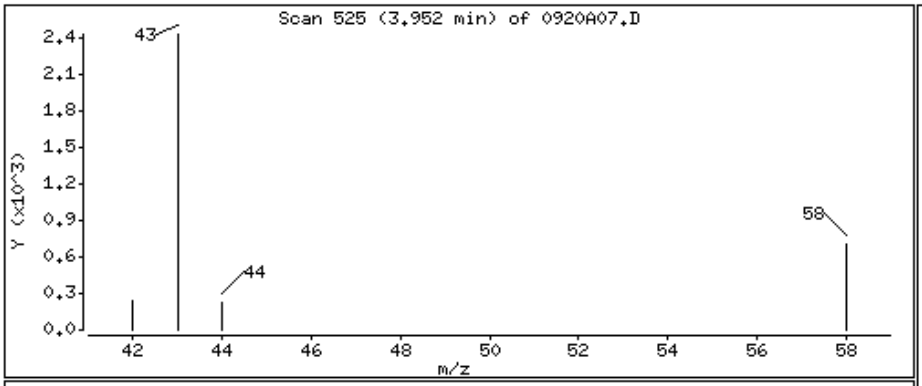

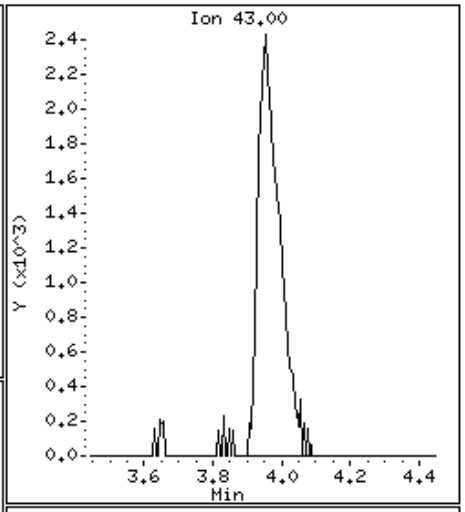

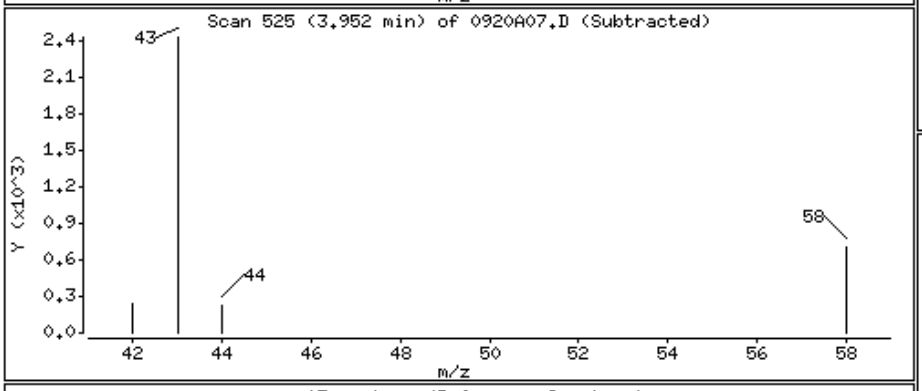

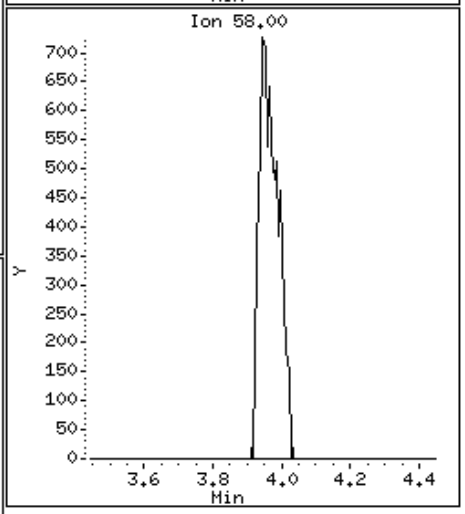

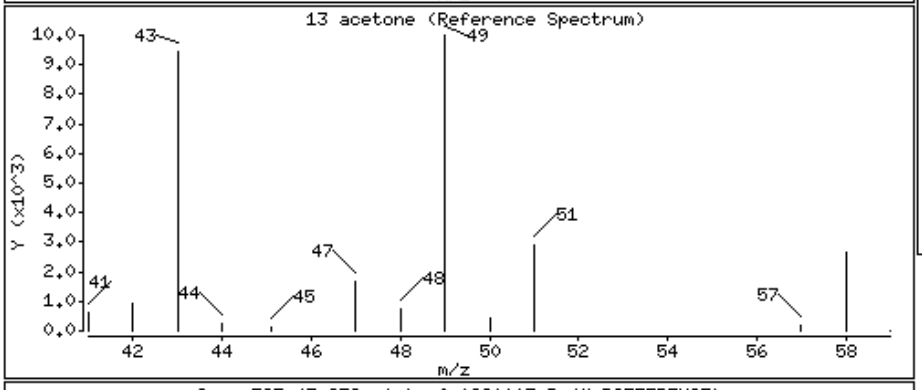

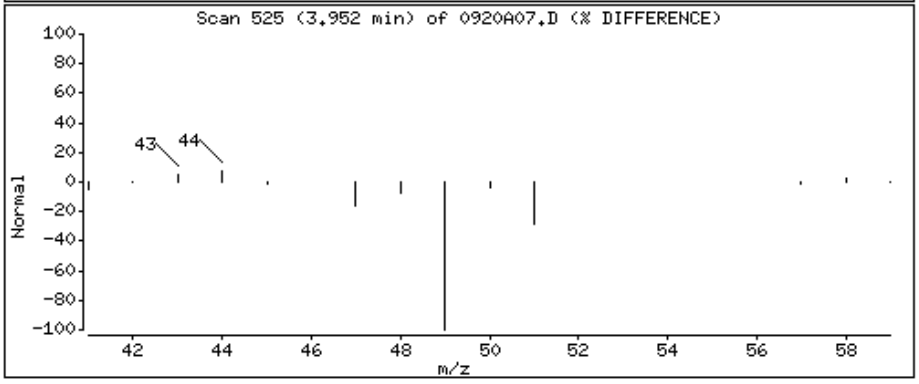

Data File: \\Orgserv2\ff\chem\GCMSVOA\Voa105.i\140920.b\0920A07.D

Date : 20-SEP-2014 18:04

Client ID:

Instrument: Voa105.i

Sample Info: l1421110-37,31,10,,a

Purge Volume: 10.0

Operator: PD

Column phase:

Column diameter: 0.18

24 cis-1,2-dichloroethene

Concentration: 7.726 ngs

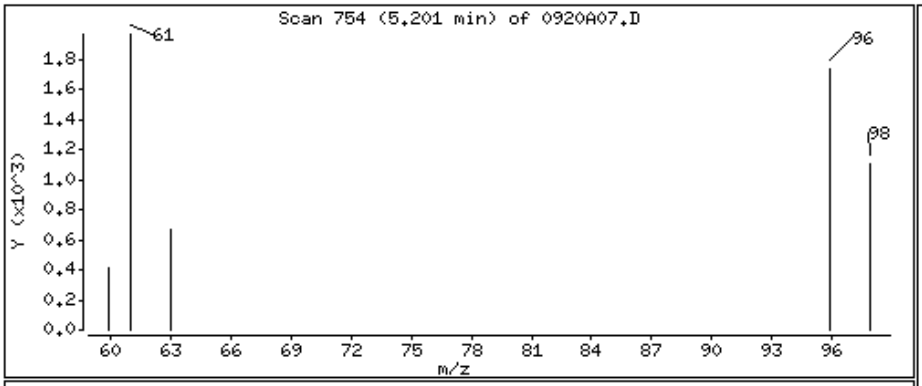

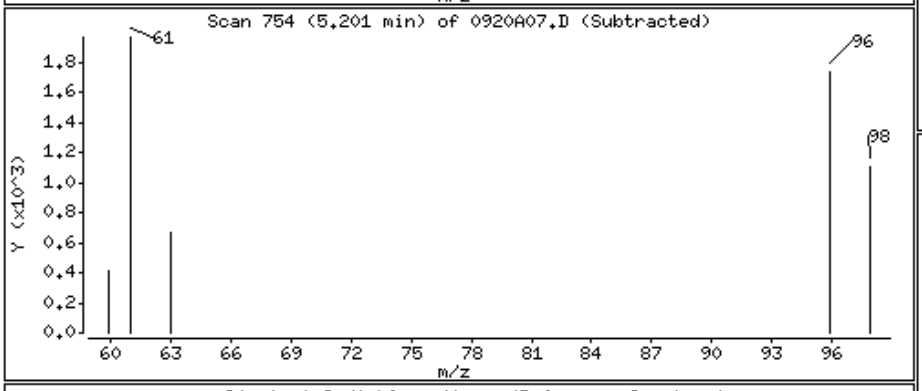

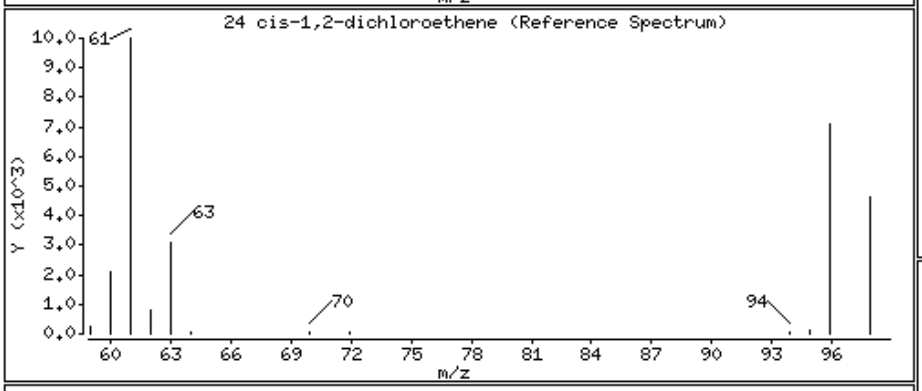

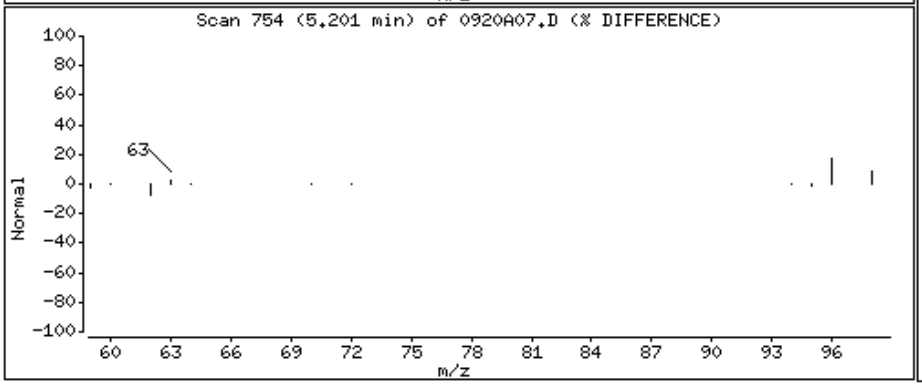

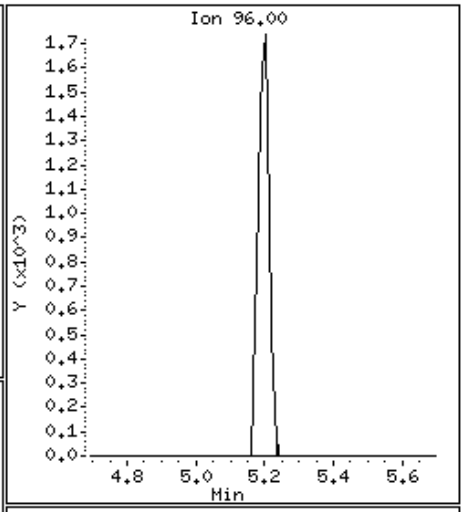

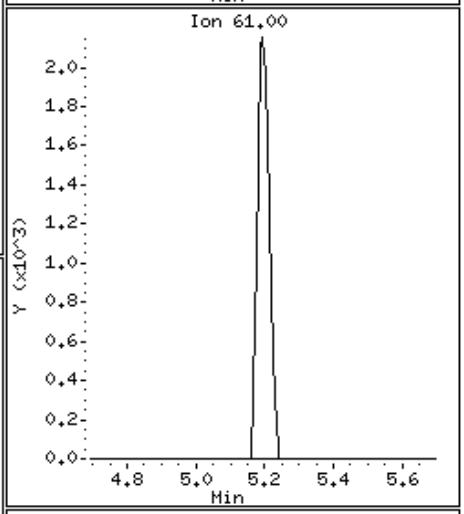

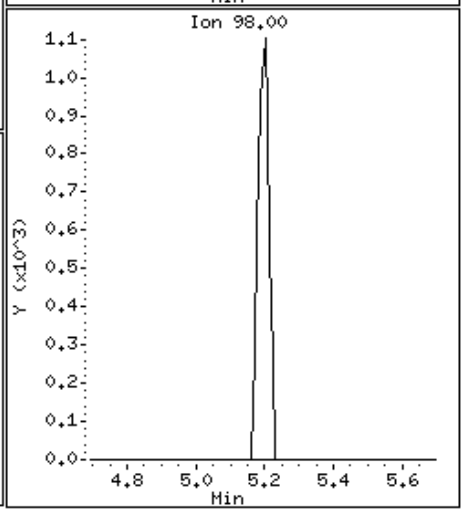

Data File: \\Orgserv2\ff\chem\GCMSVOA\Voa105.i\140920.b\0920A07.D

Date : 20-SEP-2014 18:04

Client ID:

Instrument: Voa105.i

Sample Info: l1421110-37,31,10,,a

Purge Volume: 10.0

Operator: PD

Column phase:

Column diameter: 0.18

43 trichloroethene

Concentration: 4.118 ngs

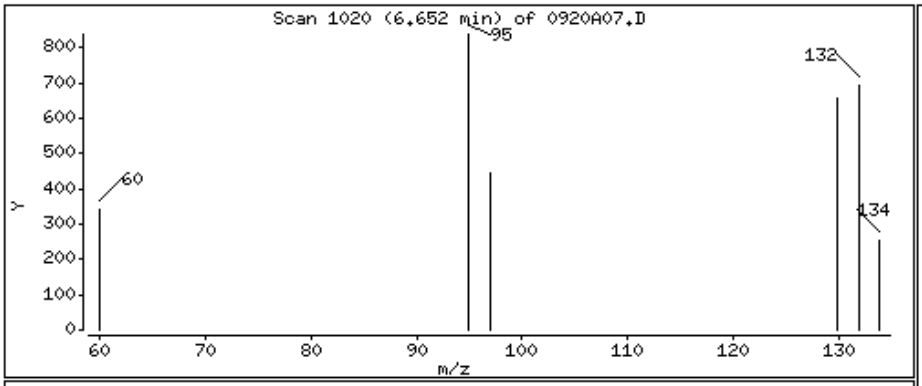

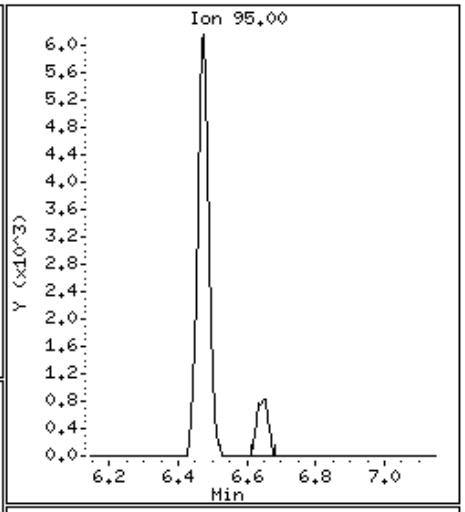

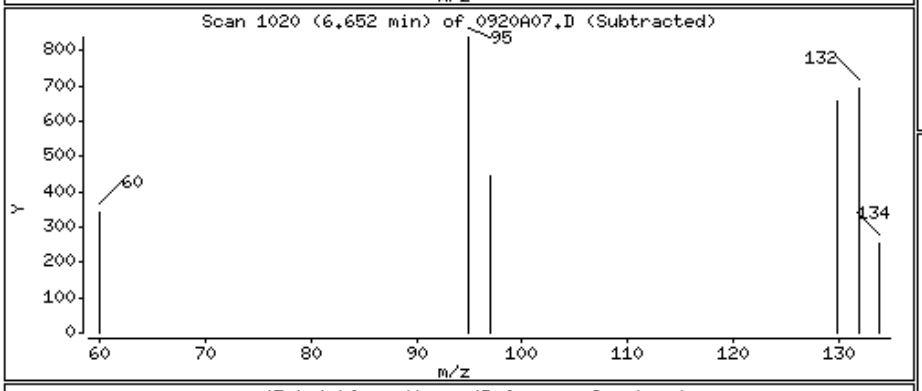

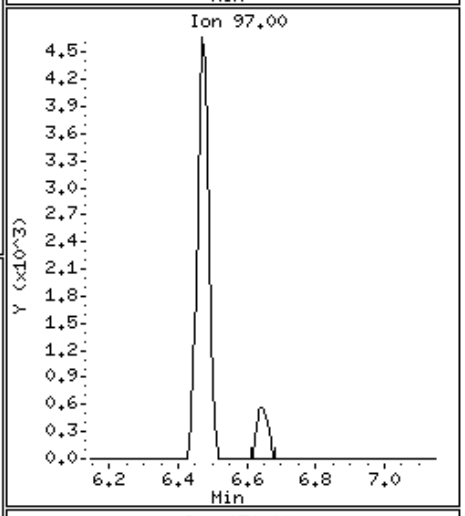

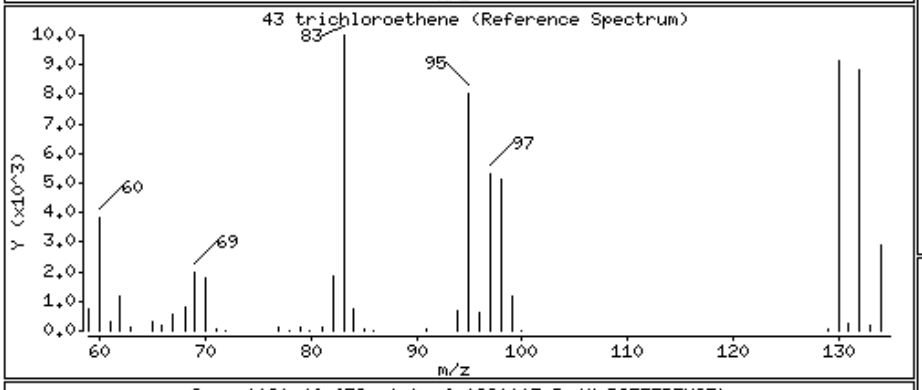

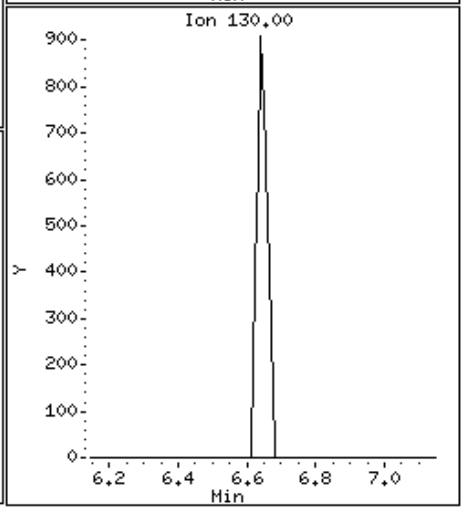

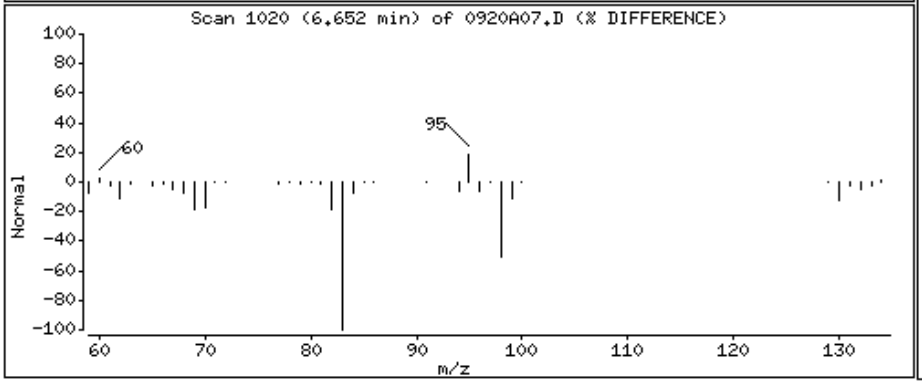

Data File: \\Orgserv2\ff\chem\GCMSVOA\Voa105.i\140920.b\0920A07.D

Date : 20-SEP-2014 18:04

Client ID:

Instrument: Voa105.i

Sample Info: l1421110-37,31,10,,a

Purge Volume: 10.0

Operator: PD

Column phase:

Column diameter: 0.18

55 tetrachloroethene

Concentration: 2.288 ngs

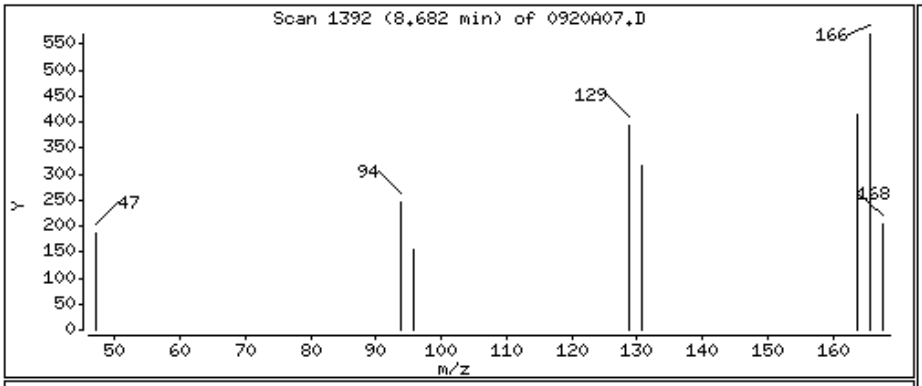

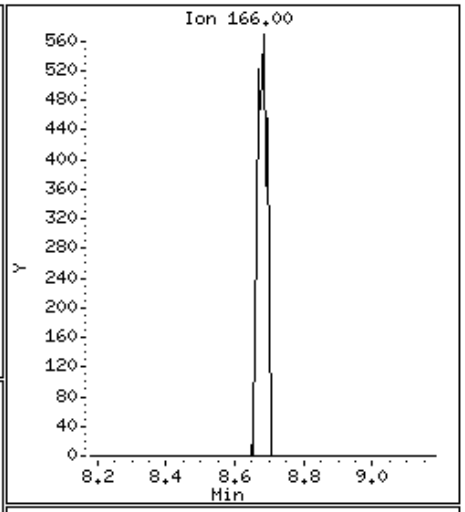

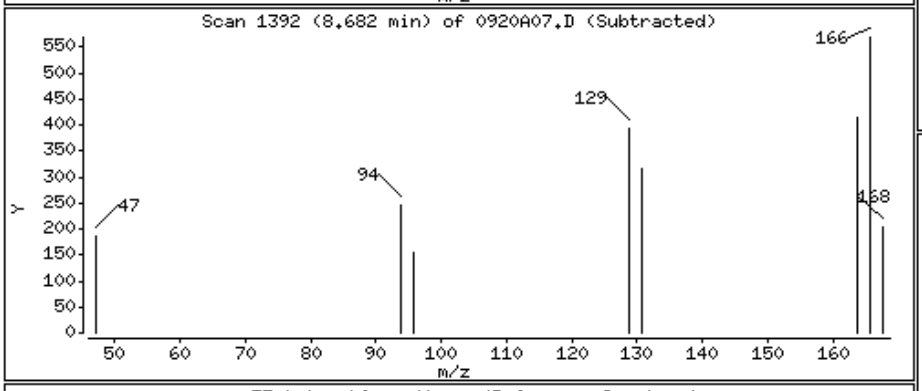

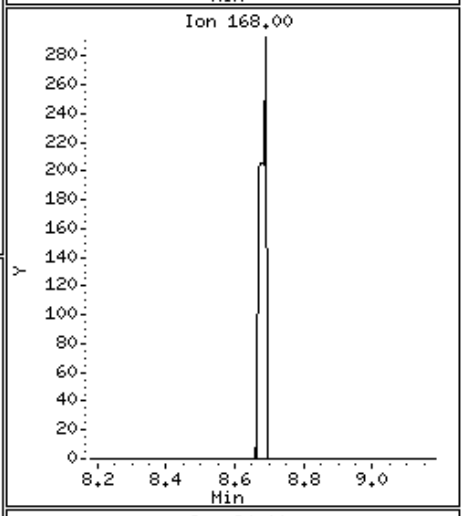

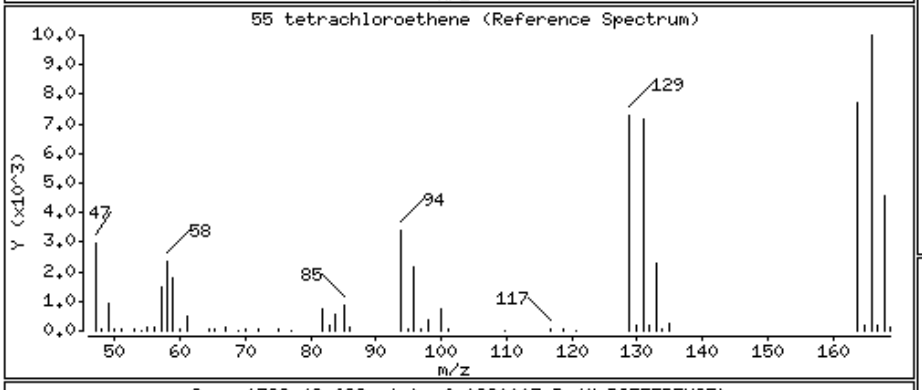

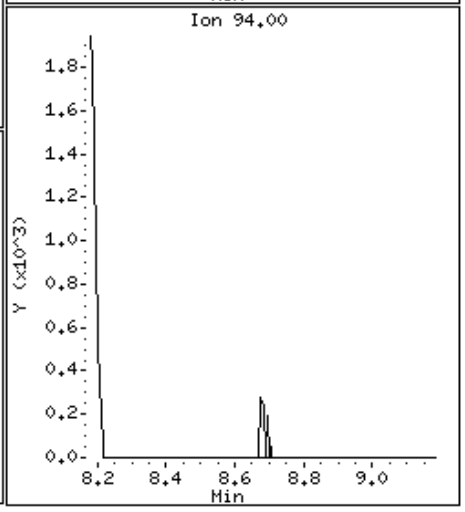

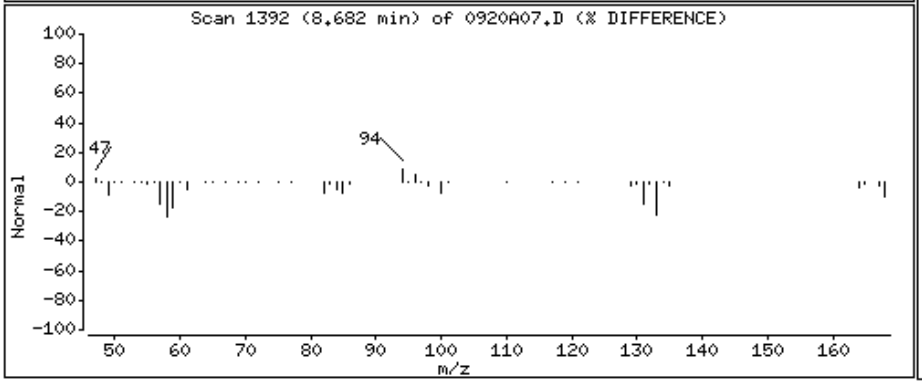

Data File: \\Orgserv2\ff\chem\GCMSVOA\Voa105.i\140920.b\0920A07.D

Date : 20-SEP-2014 18:04

Client ID:

Instrument: Voa105.i

Sample Info: l1421110-37,31,10,,a

Purge Volume: 10.0

Operator: PD

Column phase:

Column diameter: 0.18

97 1,2-dichlorobenzene

Concentration: 2.835 ngs

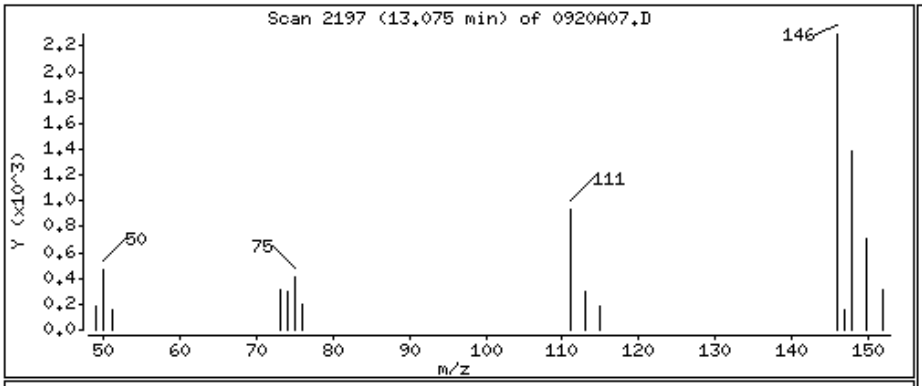

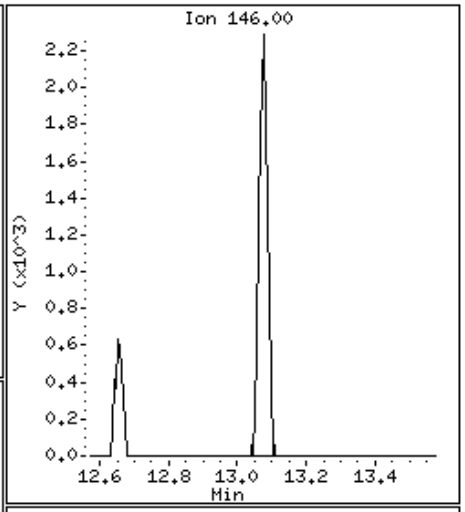

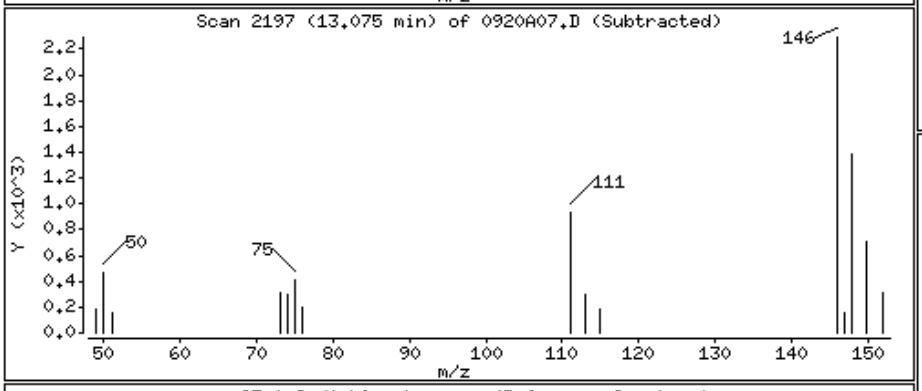

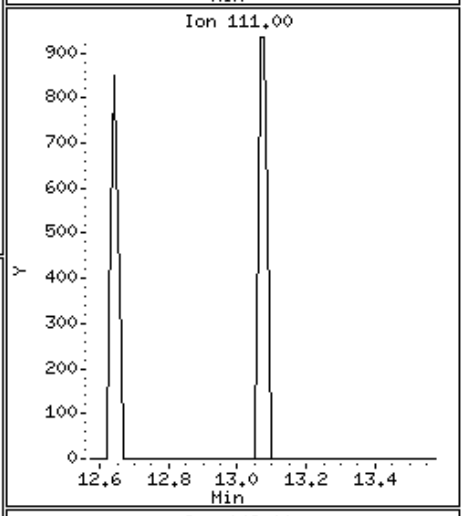

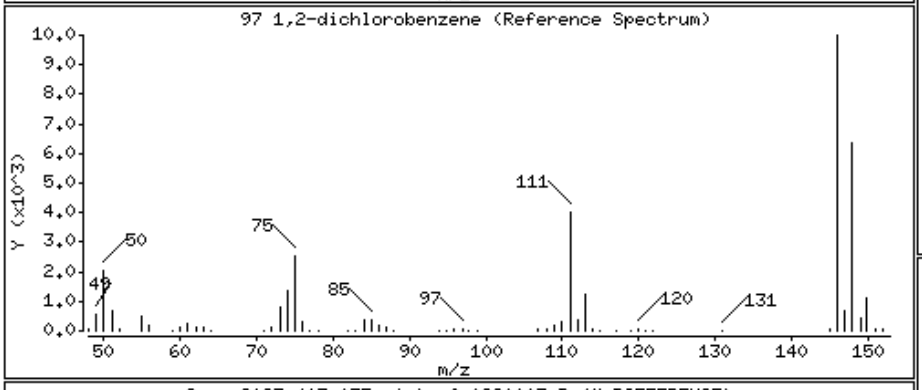

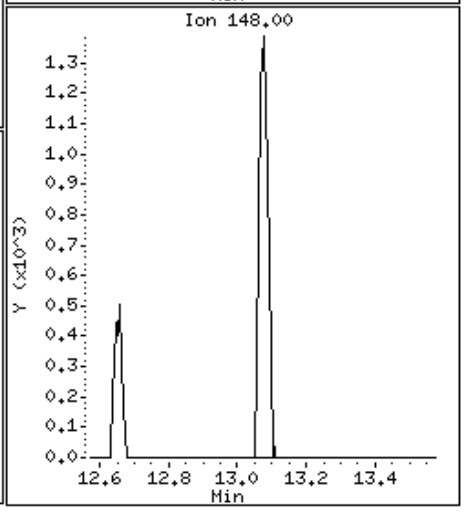

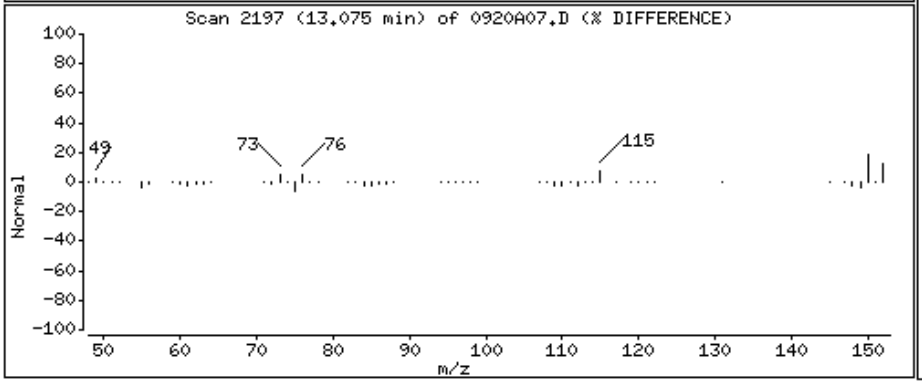

Alpha Analytical Labs

Manual Integration

Sample Info	: l1421110-37,31,10,,a wg723893,ical10058		
Instrument ID	: Voa105.i		
Method	: liq8260B.m		
File	: 0920A07.D		
Injection Date	: 20-SEP-2014 18:04		
Quantitation	: ISTD	Integrator :	HP RTE
Dilution Factor	: 1.00	Sample Type:	SAMPLE

This File has no version history.

//Orgserv2/ff/chem/GCMSVOA/Voa105.i/140920.b/original/0920A07.D

Alpha Analytical Labs

gc/ms voa - VOA105

Data file : \\Orgserv2\ff\chem\GCMSVOA\Voa105.i\140920.b\0920A08.D
Lab Smp Id:
Inj Date : 20-SEP-2014 18:32
Operator : PD Inst ID: Voa105.i
Smp Info : l1421110-38,31,10,,a
Misc Info : wg723893,ical10058
Comment :
Method : \\Orgserv2\ff\chem\GCMSVOA\Voa105.i\140920.b\liq8260B.m
Meth Date : 20-Sep-2014 16:39 pduczmalew Quant Type: ISTD
Cal Date : 04-SEP-2014 00:38 Cal File: 0903A13.D
Als bottle: 8
Dil Factor: 1.00000
Integrator: HP RTE Compound Sublist: NJTCL.sub
Target Version: 4.12
Processing Host: VIRTUALXP-76524

Concentration Formula: Amt * DF * CpndVariable
Cpnd Variable Local Compound Variable

			QUANT SIG					CONCENTRATIONS ON-COLUMN	FINAL	
		Compounds	MASS	RT	EXP RT	REL RT	RESPONSE	(ngs)	(ngs)	REVIEW CODE
	1	dichlorodifluoromethane	85	Compound Not Detected.						
	2	chloromethane	50	Compound Not Detected.						
	3	vinyl chloride	62	Compound Not Detected.						
	4	bromomethane	94	Compound Not Detected.						
	5	chloroethane	64	Compound Not Detected.						
	6	trichlorofluoromethane	101	Compound Not Detected.						
	8	1,1,-dichloroethene	96	Compound Not Detected.						
	9	carbon disulfide	76	Compound Not Detected.						
	10	freon-113	101	Compound Not Detected.						
	11	methylene chloride	84	Compound Not Detected.						
	13	acetone	43	3.956	3.945	(0.611)	8349	101.373	101.372	
	14	trans-1,2-dichloroethene	96	Compound Not Detected.						
	15	Methyl Acetate	43	Compound Not Detected.						
	16	methyl tert butyl ether	73	Compound Not Detected.						
	19	1,1-dichloroethane	63	Compound Not Detected.						
	24	cis-1,2-dichloroethene	96	Compound Not Detected.						
	27	bromochloromethane	128	Compound Not Detected.						
	26	Cyclohexane	56	Compound Not Detected.						
	28	chloroform	83	5.462	5.462	(0.844)	1217	2.15114	2.151	
	30	carbontetrachloride	117	Compound Not Detected.						
$	32	dibromofluoromethane	113	5.648	5.648	(0.873)	36770	103.021	103.020	
	33	1,1,1-trichloroethane	97	Compound Not Detected.						
	34	2-butanone	43	Compound Not Detected.						
	36	benzene	78	Compound Not Detected.						
$	38	1,2-dichloroethane-d4	65	6.188	6.188	(0.956)	38663	113.362	113.362	
	39	1,2-dichloroethane	62	Compound Not Detected.						
*	41	flourobenzene	96	6.472	6.472	(1.000)	158654	100.000		
	42	methyl cyclohexane	83	Compound Not Detected.						

	Compounds	QUANT SIG MASS	RT	EXP RT	REL RT	RESPONSE	CONCENTRATIONS ON-COLUMN (ngs)	CONCENTRATIONS FINAL (ngs)	REVIEW CODE
	43 trichloroethene	95	6.635	6.646	(1.025)	4080	10.0056	10.005	
	46 1,2-dichloropropane	63	Compound Not Detected.						
	47 bromodichloromethane	83	Compound Not Detected.						
	49 1,4-Dioxane	88	Compound Not Detected.						
	52 cis-1,3-dichloropropene	75	Compound Not Detected.						
$	53 toluene-d8	98	8.180	8.180	(0.815)	158257	104.846	104.846	
	54 toluene	92	Compound Not Detected.						
	56 4-methyl-2-pentanone	58	Compound Not Detected.						
	55 tetrachloroethene	166	Compound Not Detected.						
	57 trans-1,3-dichloropropene	75	Compound Not Detected.						
	60 1,1,2-trichloroethane	83	Compound Not Detected.						
	61 chlorodibromomethane	129	Compound Not Detected.						
	64 1,2-dibromoethane	107	Compound Not Detected.						
	65 2-hexanone	43	Compound Not Detected.						
*	66 chlorobenzene-d5	117	10.040	10.046	(1.000)	136296	100.000		
	67 chlorobenzene	112	Compound Not Detected.						
	68 ethyl benzene	91	Compound Not Detected.						
	70 p/m xylene	106	Compound Not Detected.						
	71 o xylene	106	Compound Not Detected.						
	72 styrene	104	Compound Not Detected.						
	73 bromoform	173	Compound Not Detected.						
	74 isopropylbenzene	105	Compound Not Detected.						
$	75 4-bromofluorobenzene	95	11.470	11.464	(0.907)	70401	86.5238	86.523	
	79 1,1,2,2,-tetrachloroethane	83	Compound Not Detected.						
	92 1,3-dichlorobenzene	146	Compound Not Detected.						
*	93 1,4-dichlorobenzene-d4	152	12.643	12.643	(1.000)	78483	100.000		
	94 1,4-dichlorobenzene	146	Compound Not Detected.						
	97 1,2-dichlorobenzene	146	Compound Not Detected.						
	99 1,2-dibromo-3-chloropropane	75	Compound Not Detected.						
	102 1,2,4-trichlorobenzene	180	Compound Not Detected.						
	104 1,2,3-trichlorobenzene	180	Compound Not Detected.						

Alpha Analytical Labs

gc/ms voa - VOA105

Data file : \\Orgserv2\ff\chem\GCMSVOA\Voa105.i\140920.b\0920A08.D
Lab Smp Id:
Inj Date : 20-SEP-2014 18:32
Operator : PD Inst ID: Voa105.i
Smp Info : l1421110-38,31,10,,a
Misc Info : wg723893,ical10058
Comment :
Method : \\Orgserv2\ff\chem\GCMSVOA\Voa105.i\140920.b\liq8260B.m
Meth Date : 20-Sep-2014 16:39 pduczmalew Quant Type: ISTD
Cal Date : 04-SEP-2014 00:38 Cal File: 0903A13.D
Als bottle: 8
Dil Factor: 1.00000
Integrator: HP RTE Compound Sublist: NJTCL.sub
Target Version: 4.12
Processing Host: VIRTUALXP-76524

- NO TENTATIVELY IDENTIFIED COMPOUNDS -

Alpha Analytical Labs

INTERNAL STANDARD COMPOUNDS
AREA AND RT SUMMARY

Instrument ID: Voa105.i
Lab File ID: 0920A08.D
Lab Smp Id:
Analysis Type: VOA
Quant Type: ISTD
Operator: PD
Method File: \\Orgserv2\ff\chem\GCMSVOA\Voa105.i\140920.b\liq8260B.m
Misc Info: wg723893,ical10058

Calibration Date: 20-SEP-2014
Calibration Time: 15:44
Level: LOW
Sample Type: WATER

Test Mode:
Use Last Continuing Calibrator.
If Continuing Cal. use Initial Cal. Level 3

COMPOUND	STANDARD	AREA LIMIT LOWER	AREA LIMIT UPPER	SAMPLE	%DIFF
41 flourobenzene	193466	96733	386932	158654	-17.99
66 chlorobenzene-d5	174217	87109	348434	136296	-21.77
93 1,4-dichlorobenze	115996	57998	231992	78483	-32.34

COMPOUND	STANDARD	RT LIMIT LOWER	RT LIMIT UPPER	SAMPLE	%DIFF
41 flourobenzene	6.47	5.97	6.97	6.47	0.00
66 chlorobenzene-d5	10.05	9.55	10.55	10.04	-0.05
93 1,4-dichlorobenze	12.64	12.14	13.14	12.64	0.00

AREA UPPER LIMIT = +100% of internal standard area.
AREA LOWER LIMIT = - 50% of internal standard area.
RT UPPER LIMIT = + 0.50 minutes of internal standard RT.
RT LOWER LIMIT = - 0.50 minutes of internal standard RT.

Alpha Analytical Labs

RECOVERY REPORT

Client Name: Client SDG: SDGa00307
Sample Matrix: LIQUID Fraction: VOA
Lab Smp Id:
Level: LOW Operator: PD
Data Type: MS DATA SampleType: SAMPLE
SpikeList File: curveall.spk Quant Type: ISTD
Sublist File: NJTCL.sub
Method File: \\Orgserv2\ff\chem\GCMSVOA\Voa105.i\140920.b\liq8260B.m
Misc Info: wg723893,ical10058

SURROGATE COMPOUND	AMOUNT ADDED ngs	AMOUNT RECOVERED ngs	% RECOVERED	LIMITS
$ 32 dibromofluorometha	100.000	103.020	103.02	70-130
$ 38 1,2-dichloroethane	100.000	113.362	113.36	70-130
$ 53 toluene-d8	100.000	104.846	104.85	70-130
$ 75 4-bromofluorobenze	100.000	86.523	86.52	70-130

Data File: \\Orgserv2\ff\chem\GCMSVOA\Voa105.i\140920.b\0920A08.D
Date : 20-SEP-2014 18:32
Client ID:
Sample Info: 11421110-38,31,10,,a
Purge Volume: 10.0
Column phase:

Instrument: Voa105.i
Operator: PD
Column diameter: 0.18

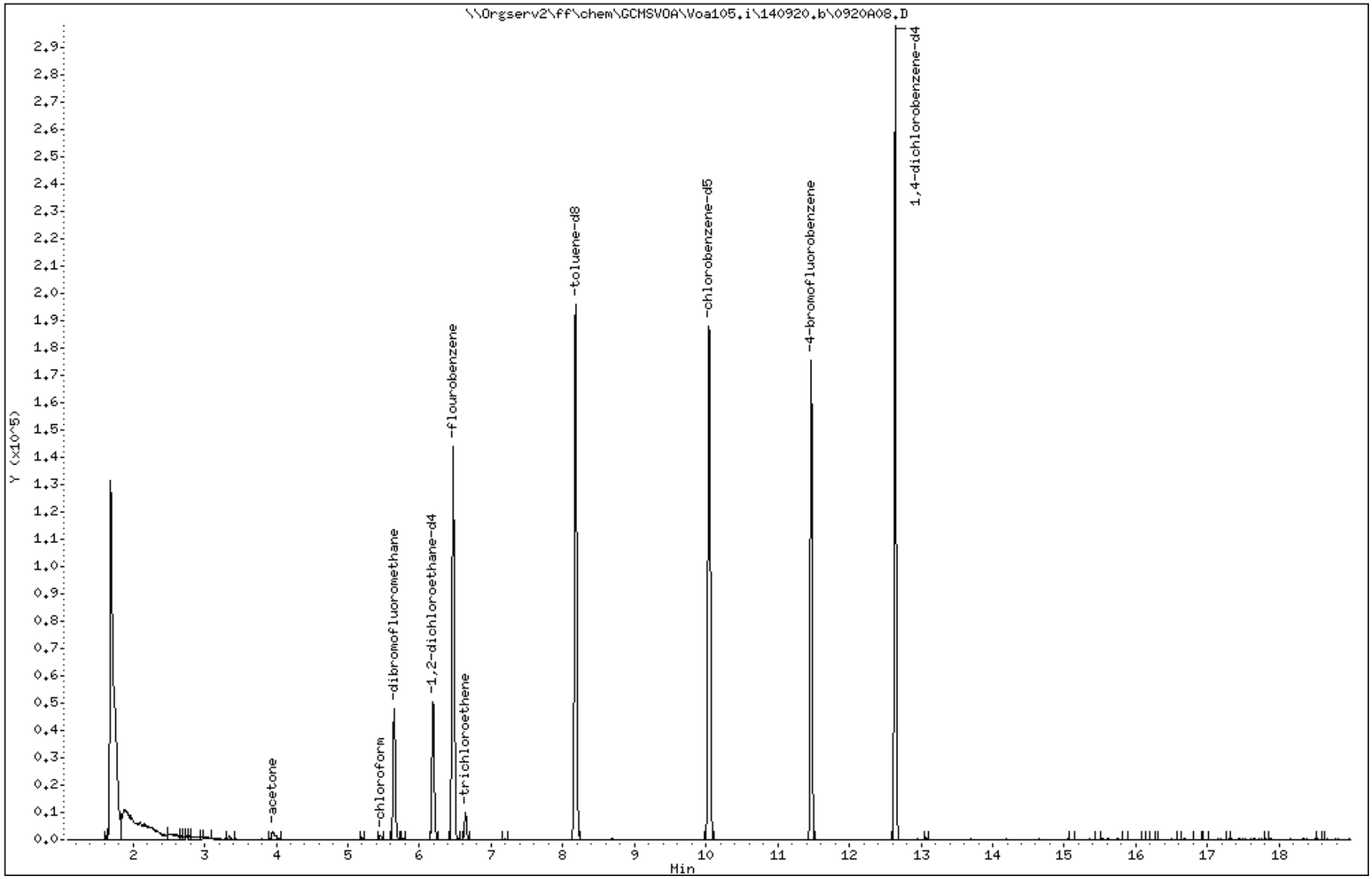

Data File: \\Orgserv2\ff\chem\GCMSVOA\Voa105.i\140920.b\0920A08.D

Date : 20-SEP-2014 18:32

Client ID:

Instrument: Voa105.i

Sample Info: l1421110-38,31,10,,a

Purge Volume: 10.0

Operator: PD

Column phase:

Column diameter: 0.18

13 acetone

Concentration: 101.372 ngs

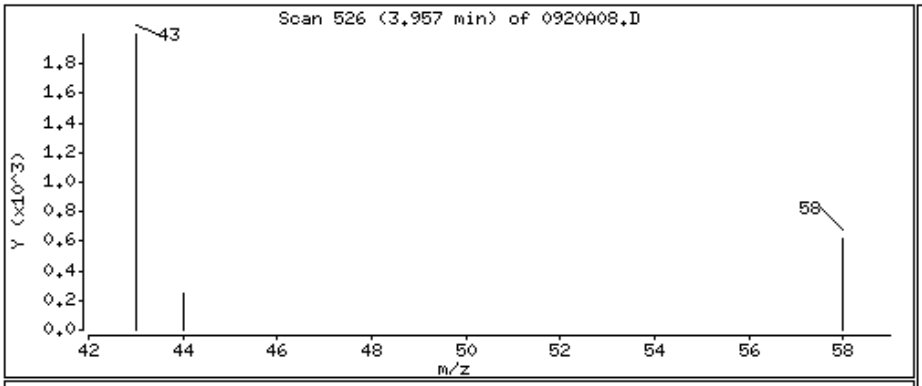

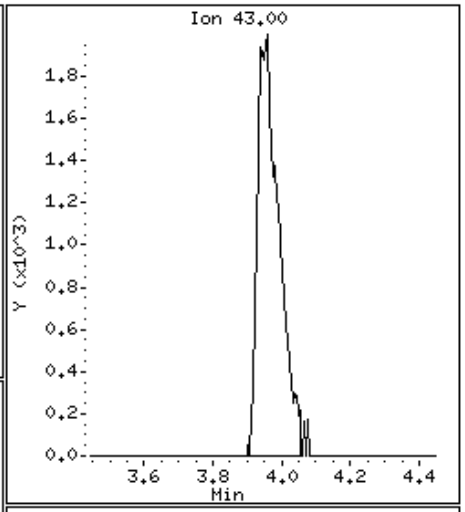

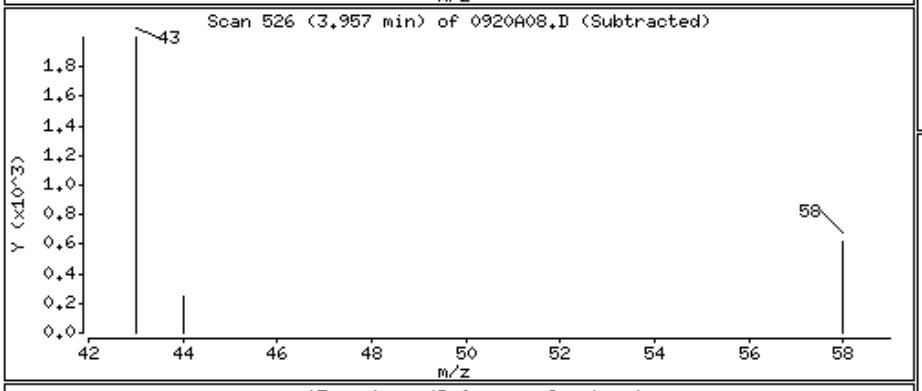

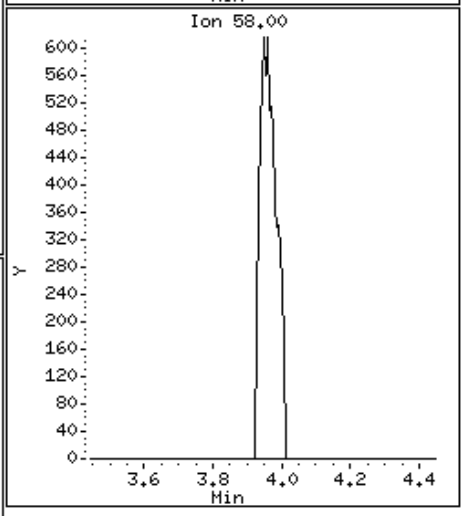

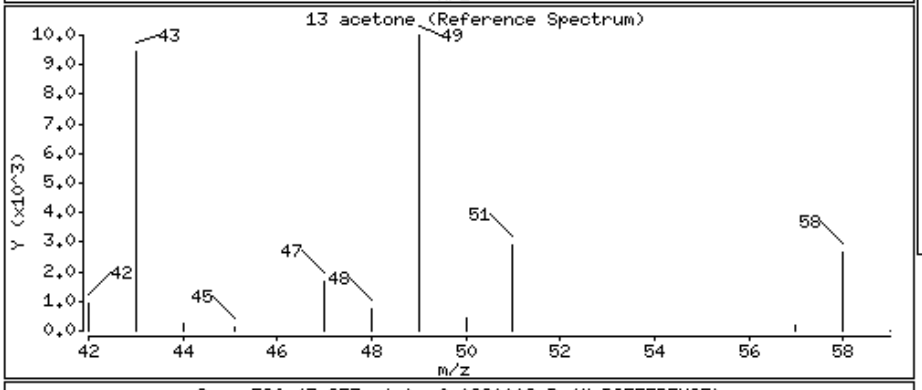

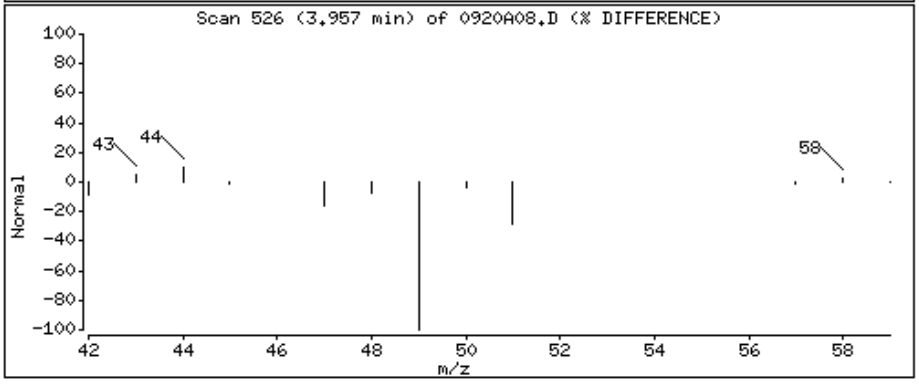

Data File: \\Orgserv2\ff\chem\GCMSVOA\Voa105.i\140920.b\0920A08.D

Date : 20-SEP-2014 18:32

Client ID:

Instrument: Voa105.i

Sample Info: l1421110-38,31,10,,a

Purge Volume: 10.0

Operator: PD

Column phase:

Column diameter: 0.18

28 chloroform

Concentration: 2.151 ngs

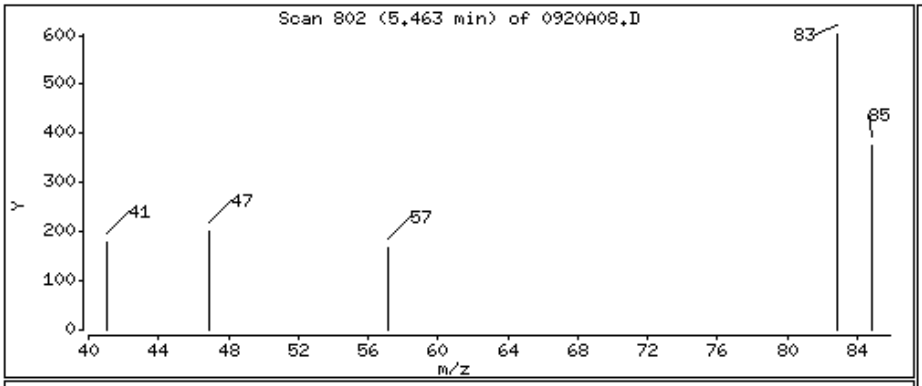

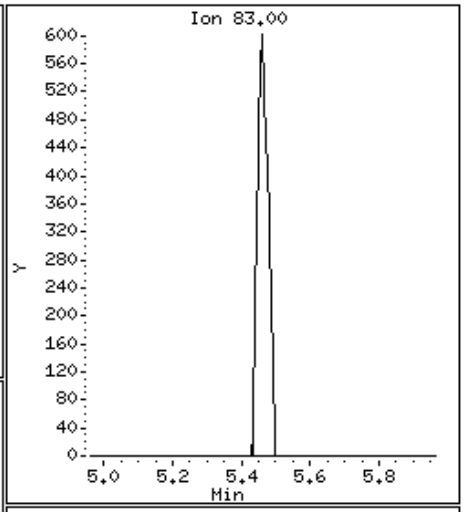

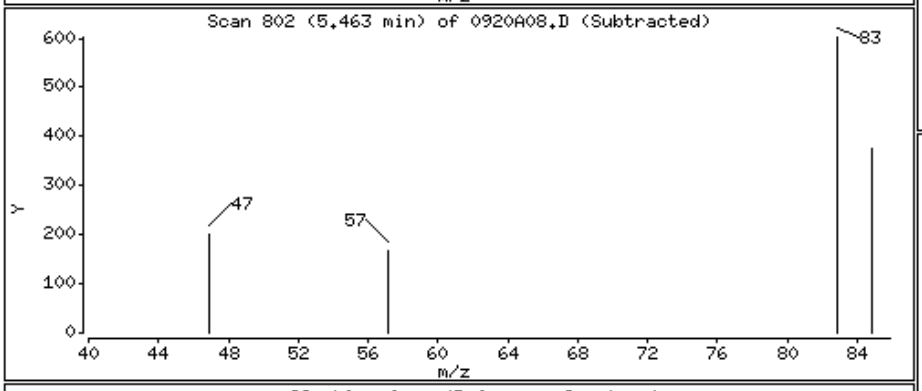

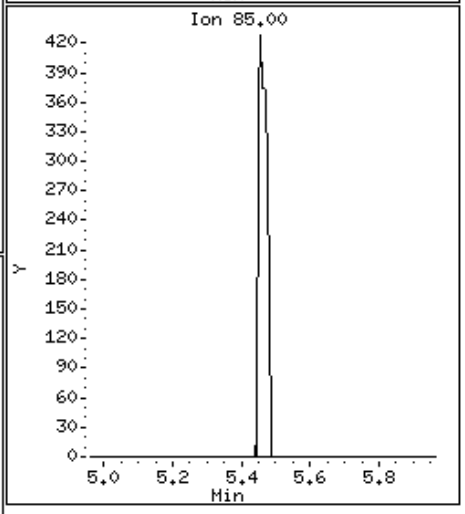

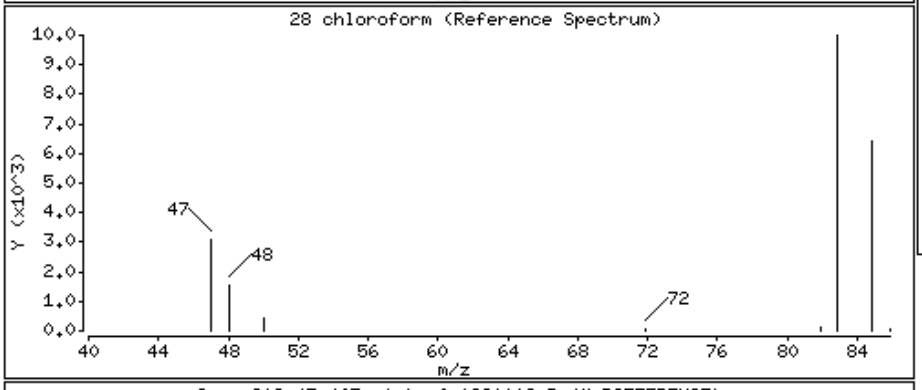

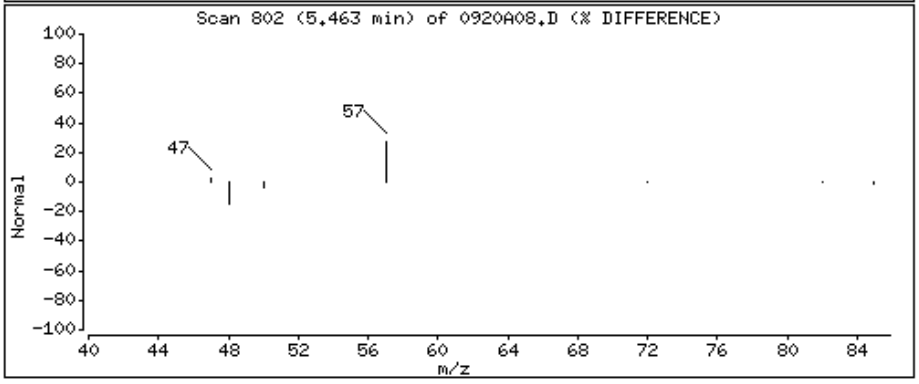

Data File: \\Orgserv2\ff\chem\GCMSVOA\Voa105.i\140920.b\0920A08.D

Date : 20-SEP-2014 18:32

Client ID:

Instrument: Voa105.i

Sample Info: l1421110-38,31,10,,a

Purge Volume: 10.0

Operator: PD

Column phase:

Column diameter: 0.18

43 trichloroethene

Concentration: 10.005 ngs

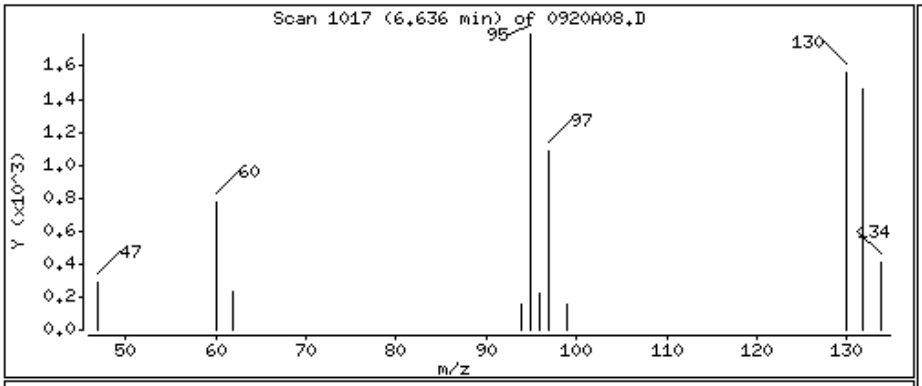

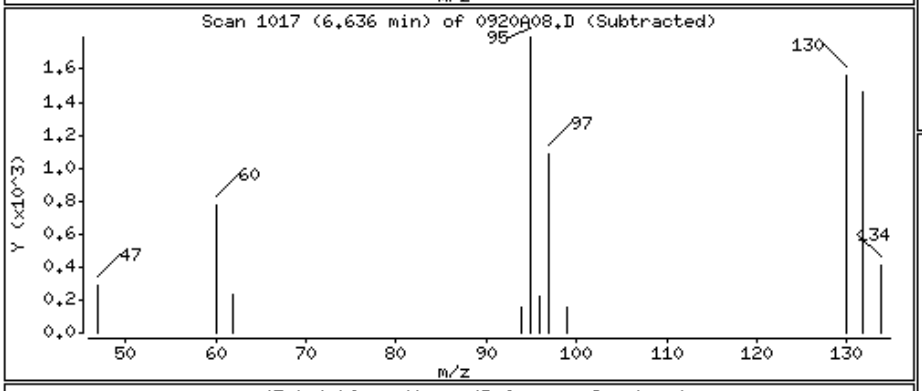

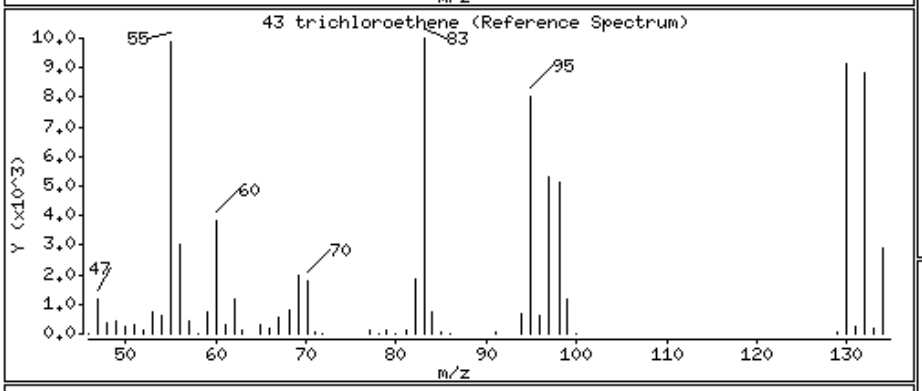

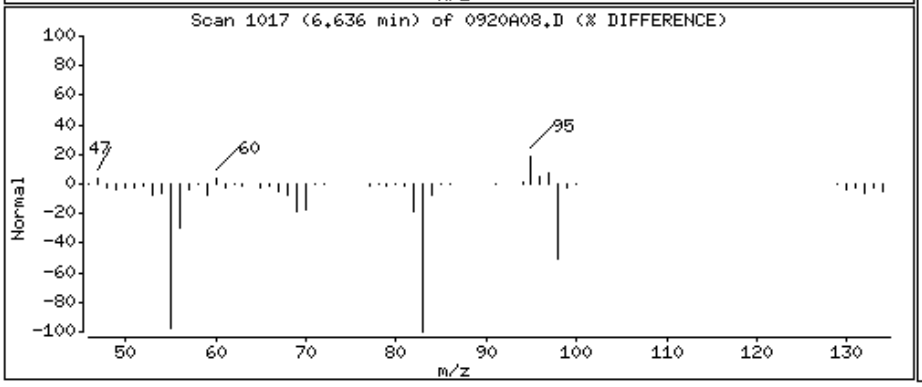

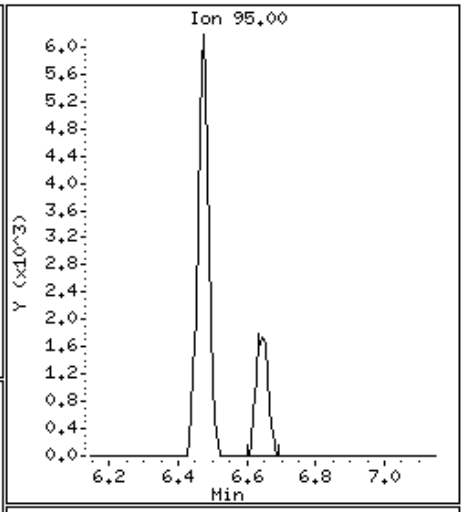

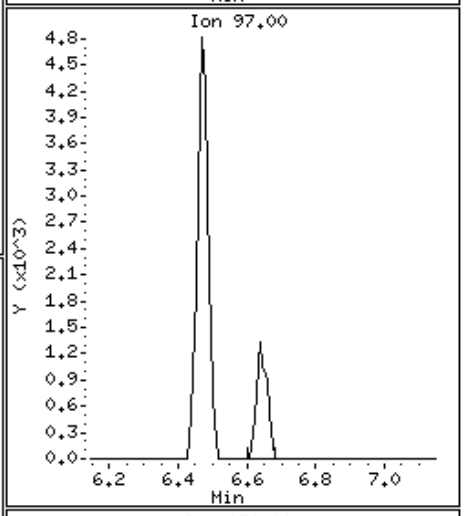

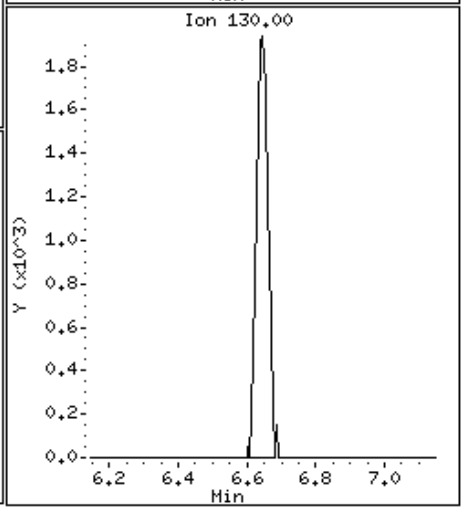

Alpha Analytical Labs

Manual Integration

Sample Info : l1421110-38,31,10,,a
wg723893,ical10058

Instrument ID : Voa105.i
Method : liq8260B.m
File : 0920A08.D
Injection Date : 20-SEP-2014 18:32
Quantitation : ISTD Integrator : HP RTE
Dilution Factor : 1.00 Sample Type: SAMPLE

This File has no version history.

//Orgserv2/ff/chem/GCMSVOA/Voa105.i/140920.b/original/0920A08.D

Alpha Analytical Labs

gc/ms voa - VOA105

Data file : \\Orgserv2\ff\chem\GCMSVOA\Voa105.i\140920.b\0920A09.D
Lab Smp Id:
Inj Date : 20-SEP-2014 19:00
Operator : PD Inst ID: Voa105.i
Smp Info : l1421110-39,31,10,,a
Misc Info : wg723893,ical10058
Comment :
Method : \\Orgserv2\ff\chem\GCMSVOA\Voa105.i\140920.b\liq8260B.m
Meth Date : 20-Sep-2014 16:39 pduczmalew Quant Type: ISTD
Cal Date : 04-SEP-2014 00:38 Cal File: 0903A13.D
Als bottle: 9
Dil Factor: 1.00000
Integrator: HP RTE Compound Sublist: NJTCL.sub
Target Version: 4.12
Processing Host: VIRTUALXP-76524

Concentration Formula: Amt * DF * CpndVariable
Cpnd Variable Local Compound Variable

			QUANT SIG					CONCENTRATIONS ON-COLUMN	FINAL	
		Compounds	MASS	RT	EXP RT	REL RT	RESPONSE	(ngs)	(ngs)	REVIEW CODE
	1	dichlorodifluoromethane	85	Compound Not Detected.						
	2	chloromethane	50	Compound Not Detected.						
	3	vinyl chloride	62	Compound Not Detected.						
	4	bromomethane	94	Compound Not Detected.						
	5	chloroethane	64	Compound Not Detected.						
	6	trichlorofluoromethane	101	Compound Not Detected.						
	8	1,1,-dichloroethene	96	Compound Not Detected.						
	9	carbon disulfide	76	Compound Not Detected.						
	10	freon-113	101	Compound Not Detected.						
	11	methylene chloride	84	Compound Not Detected.						
	13	acetone	43	3.946	3.945	(0.610)	8615	110.713	110.712	
	14	trans-1,2-dichloroethene	96	Compound Not Detected.						
	15	Methyl Acetate	43	Compound Not Detected.						
	16	methyl tert butyl ether	73	Compound Not Detected.						
	19	1,1-dichloroethane	63	Compound Not Detected.						
	24	cis-1,2-dichloroethene	96	Compound Not Detected.						
	27	bromochloromethane	128	Compound Not Detected.						
	26	Cyclohexane	56	Compound Not Detected.						
	28	chloroform	83	Compound Not Detected.						
	30	carbontetrachloride	117	Compound Not Detected.						
$	32	dibromofluoromethane	113	5.648	5.648	(0.873)	34817	103.247	103.246	
	33	1,1,1-trichloroethane	97	Compound Not Detected.						
	34	2-butanone	43	Compound Not Detected.						
	36	benzene	78	Compound Not Detected.						
$	38	1,2-dichloroethane-d4	65	6.188	6.188	(0.956)	36845	114.342	114.342	
	39	1,2-dichloroethane	62	Compound Not Detected.						
*	41	flourobenzene	96	6.472	6.472	(1.000)	149898	100.000		
	42	methyl cyclohexane	83	Compound Not Detected.						

	Compounds	QUANT SIG MASS	RT	EXP RT	REL RT	RESPONSE	CONCENTRATIONS ON-COLUMN (ngs)	CONCENTRATIONS FINAL (ngs)	REVIEW CODE
	43 trichloroethene	95	Compound Not Detected.						
	46 1,2-dichloropropane	63	Compound Not Detected.						
	47 bromodichloromethane	83	Compound Not Detected.						
	49 1,4-Dioxane	88	Compound Not Detected.						
	52 cis-1,3-dichloropropene	75	Compound Not Detected.						
$	53 toluene-d8	98	8.180	8.180	(0.815)	148239	104.055	104.054	
	54 toluene	92	Compound Not Detected.						
	56 4-methyl-2-pentanone	58	Compound Not Detected.						
	55 tetrachloroethene	166	Compound Not Detected.						
	57 trans-1,3-dichloropropene	75	Compound Not Detected.						
	60 1,1,2-trichloroethane	83	Compound Not Detected.						
	61 chlorodibromomethane	129	Compound Not Detected.						
	64 1,2-dibromoethane	107	Compound Not Detected.						
	65 2-hexanone	43	Compound Not Detected.						
*	66 chlorobenzene-d5	117	10.040	10.046	(1.000)	128639	100.000		
	67 chlorobenzene	112	Compound Not Detected.						
	68 ethyl benzene	91	Compound Not Detected.						
	70 p/m xylene	106	Compound Not Detected.						
	71 o xylene	106	Compound Not Detected.						
	72 styrene	104	Compound Not Detected.						
	73 bromoform	173	Compound Not Detected.						
	74 isopropylbenzene	105	Compound Not Detected.						
$	75 4-bromofluorobenzene	95	11.464	11.464	(0.907)	66523	85.4121	85.412	
	79 1,1,2,2,-tetrachloroethane	83	Compound Not Detected.						
	92 1,3-dichlorobenzene	146	Compound Not Detected.						
*	93 1,4-dichlorobenzene-d4	152	12.643	12.643	(1.000)	75125	100.000		
	94 1,4-dichlorobenzene	146	Compound Not Detected.						
	97 1,2-dichlorobenzene	146	Compound Not Detected.						
	99 1,2-dibromo-3-chloropropane	75	Compound Not Detected.						
	102 1,2,4-trichlorobenzene	180	Compound Not Detected.						
	104 1,2,3-trichlorobenzene	180	Compound Not Detected.						

Alpha Analytical Labs

gc/ms voa - VOA105

Data file : \\Orgserv2\ff\chem\GCMSVOA\Voa105.i\140920.b\0920A09.D
Lab Smp Id:
Inj Date : 20-SEP-2014 19:00
Operator : PD Inst ID: Voa105.i
Smp Info : l1421110-39,31,10,,a
Misc Info : wg723893,ical10058
Comment :
Method : \\Orgserv2\ff\chem\GCMSVOA\Voa105.i\140920.b\liq8260B.m
Meth Date : 20-Sep-2014 16:39 pduczmalew Quant Type: ISTD
Cal Date : 04-SEP-2014 00:38 Cal File: 0903A13.D
Als bottle: 9
Dil Factor: 1.00000
Integrator: HP RTE Compound Sublist: NJTCL.sub
Target Version: 4.12
Processing Host: VIRTUALXP-76524

- NO TENTATIVELY IDENTIFIED COMPOUNDS -

Alpha Analytical Labs

INTERNAL STANDARD COMPOUNDS
AREA AND RT SUMMARY

Instrument ID: Voa105.i
Lab File ID: 0920A09.D
Lab Smp Id:
Analysis Type: VOA
Quant Type: ISTD
Operator: PD
Method File: \\Orgserv2\ff\chem\GCMSVOA\Voa105.i\140920.b\liq8260B.m
Misc Info: wg723893,ical10058

Calibration Date: 20-SEP-2014
Calibration Time: 15:44
Level: LOW
Sample Type: WATER

Test Mode:
Use Last Continuing Calibrator.
If Continuing Cal. use Initial Cal. Level 3

COMPOUND	STANDARD	AREA LIMIT LOWER	AREA LIMIT UPPER	SAMPLE	%DIFF
41 flourobenzene	193466	96733	386932	149898	-22.52
66 chlorobenzene-d5	174217	87109	348434	128639	-26.16
93 1,4-dichlorobenze	115996	57998	231992	75125	-35.23

COMPOUND	STANDARD	RT LIMIT LOWER	RT LIMIT UPPER	SAMPLE	%DIFF
41 flourobenzene	6.47	5.97	6.97	6.47	0.00
66 chlorobenzene-d5	10.05	9.55	10.55	10.04	-0.05
93 1,4-dichlorobenze	12.64	12.14	13.14	12.64	0.00

AREA UPPER LIMIT = +100% of internal standard area.
AREA LOWER LIMIT = - 50% of internal standard area.
RT UPPER LIMIT = + 0.50 minutes of internal standard RT.
RT LOWER LIMIT = - 0.50 minutes of internal standard RT.

Alpha Analytical Labs

RECOVERY REPORT

Client Name: Client SDG: SDGa00307
Sample Matrix: LIQUID Fraction: VOA
Lab Smp Id:
Level: LOW Operator: PD
Data Type: MS DATA SampleType: SAMPLE
SpikeList File: curveall.spk Quant Type: ISTD
Sublist File: NJTCL.sub
Method File: \\Orgserv2\ff\chem\GCMSVOA\Voa105.i\140920.b\liq8260B.m
Misc Info: wg723893,ical10058

SURROGATE COMPOUND	AMOUNT ADDED ngs	AMOUNT RECOVERED ngs	% RECOVERED	LIMITS
$ 32 dibromofluorometha	100.000	103.246	103.25	70-130
$ 38 1,2-dichloroethane	100.000	114.342	114.34	70-130
$ 53 toluene-d8	100.000	104.054	104.05	70-130
$ 75 4-bromofluorobenze	100.000	85.412	85.41	70-130

Data File: \\Orgserv2\ff\chem\GCMSVOA\Voa105.i\140920.b\0920A09.D
Date : 20-SEP-2014 19:00
Client ID:
Sample Info: 11421110-39,31,10,,a
Purge Volume: 10.0
Column phase:

Instrument: Voa105.i
Operator: PD
Column diameter: 0.18

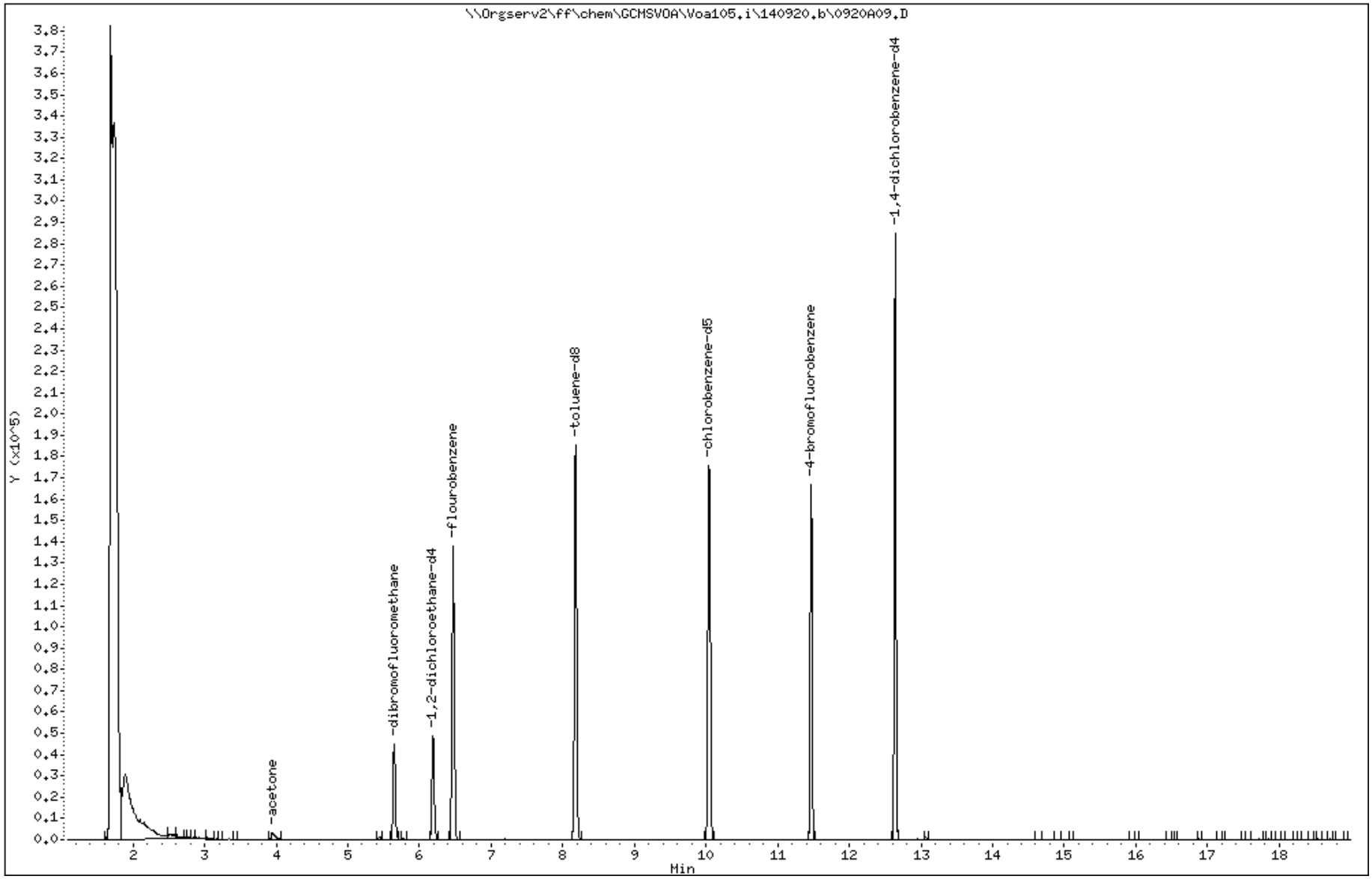

Data File: \\Orgserv2\ff\chem\GCMSVOA\Voa105.i\140920.b\0920A09.D

Date : 20-SEP-2014 19:00

Client ID:

Instrument: Voa105.i

Sample Info: l1421110-39,31,10,,a

Purge Volume: 10.0

Operator: PD

Column phase:

Column diameter: 0.18

13 acetone

Concentration: 110.712 ngs

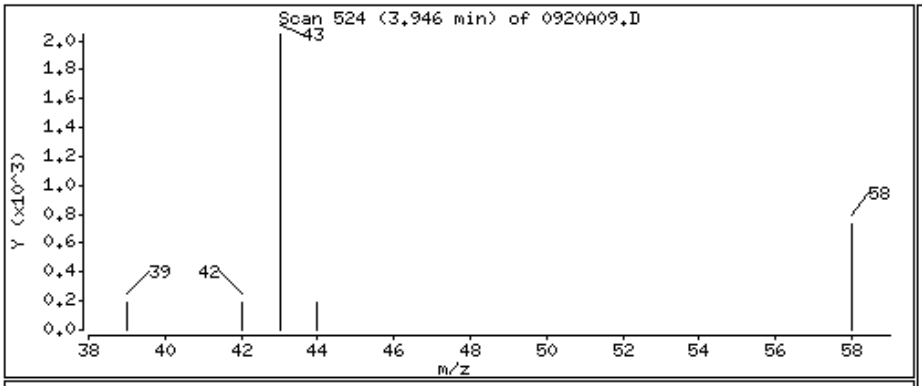

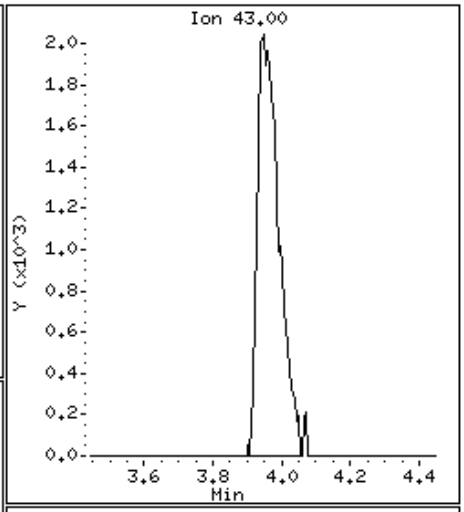

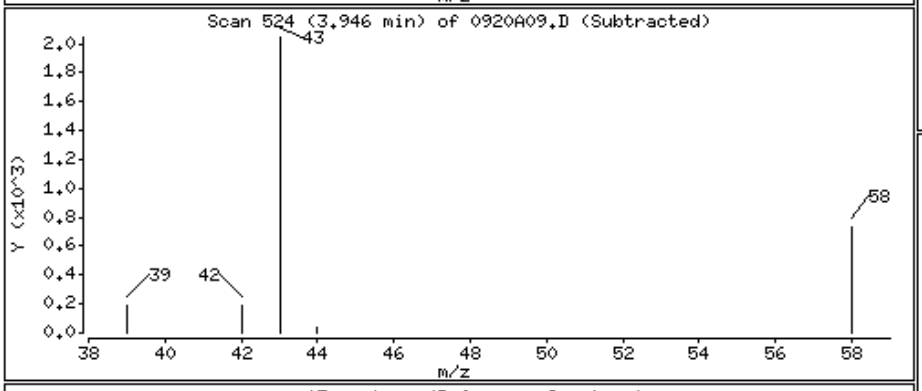

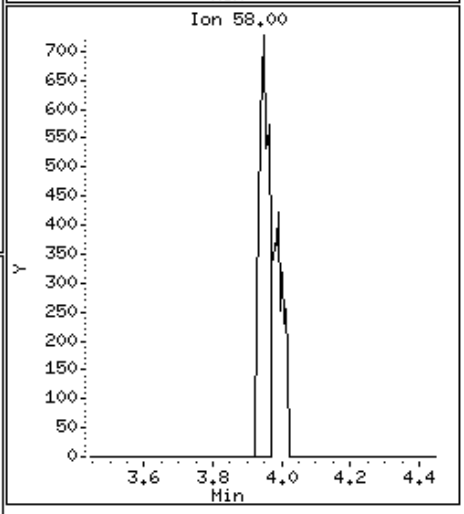

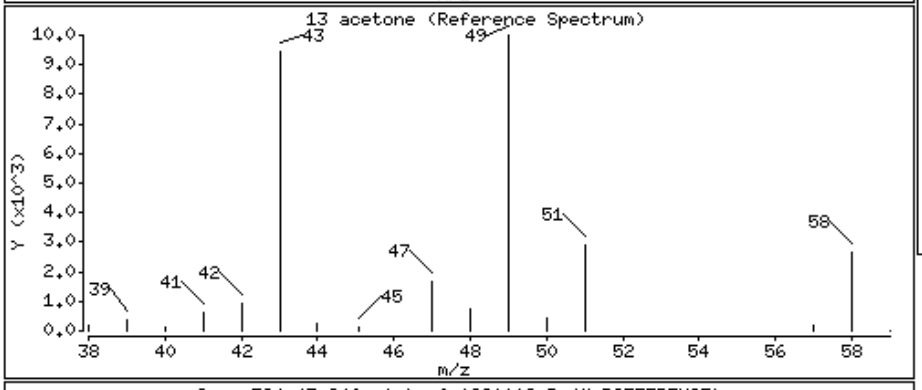

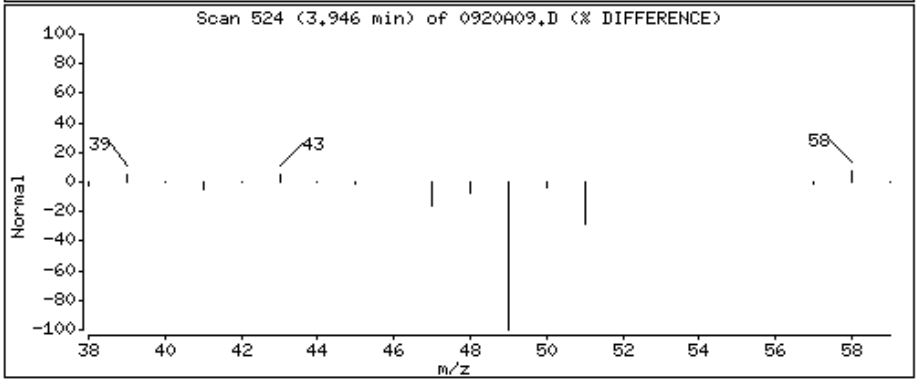

Alpha Analytical Labs

Manual Integration

Sample Info : l1421110-39,31,10,,a
wg723893,ical10058

Instrument ID : Voa105.i
Method : liq8260B.m
File : 0920A09.D
Injection Date : 20-SEP-2014 19:00
Quantitation : ISTD Integrator : HP RTE
Dilution Factor : 1.00 Sample Type: SAMPLE

This File has no version history.

//Orgserv2/ff/chem/GCMSVOA/Voa105.i/140920.b/original/0920A09.D

Alpha Analytical Labs

gc/ms voa - VOA105

Data file : \\Orgserv2\ff\chem\GCMSVOA\Voa105.i\140920.b\0920A10.D
Lab Smp Id:
Inj Date : 20-SEP-2014 19:28
Operator : PD Inst ID: Voa105.i
Smp Info : l1421110-40,31,10,,a
Misc Info : wg723893,ical10058
Comment :
Method : \\Orgserv2\ff\chem\GCMSVOA\Voa105.i\140920.b\liq8260B.m
Meth Date : 20-Sep-2014 16:39 pduczmalew Quant Type: ISTD
Cal Date : 04-SEP-2014 00:38 Cal File: 0903A13.D
Als bottle: 10
Dil Factor: 1.00000
Integrator: HP RTE Compound Sublist: NJTCL.sub
Target Version: 4.12
Processing Host: VIRTUALXP-76524

Concentration Formula: Amt * DF * CpndVariable
Cpnd Variable Local Compound Variable

		QUANT SIG					CONCENTRATIONS ON-COLUMN	FINAL	
	Compounds	MASS	RT	EXP RT	REL RT	RESPONSE	(ngs)	(ngs)	REVIEW CODE
	1 dichlorodifluoromethane	85	Compound Not Detected.						
	2 chloromethane	50	Compound Not Detected.						
	3 vinyl chloride	62	Compound Not Detected.						
	4 bromomethane	94	Compound Not Detected.						
	5 chloroethane	64	Compound Not Detected.						
	6 trichlorofluoromethane	101	Compound Not Detected.						
	8 1,1,-dichloroethene	96	Compound Not Detected.						
	9 carbon disulfide	76	Compound Not Detected.						
	10 freon-113	101	Compound Not Detected.						
	11 methylene chloride	84	Compound Not Detected.						
	13 acetone	43	3.951	3.945	(0.611)	5230	70.3779	70.377	
	14 trans-1,2-dichloroethene	96	Compound Not Detected.						
	15 Methyl Acetate	43	Compound Not Detected.						
	16 methyl tert butyl ether	73	Compound Not Detected.						
	19 1,1-dichloroethane	63	4.666	4.666	(0.721)	10257	15.2652	15.265	
	24 cis-1,2-dichloroethene	96	5.195	5.195	(0.803)	29554	75.4832	75.483	
	27 bromochloromethane	128	Compound Not Detected.						
	26 Cyclohexane	56	Compound Not Detected.						
	28 chloroform	83	5.462	5.462	(0.844)	16618	32.5541	32.554	
	30 carbontetrachloride	117	Compound Not Detected.						
$	32 dibromofluoromethane	113	5.642	5.648	(0.872)	33765	104.844	104.844	
	33 1,1,1-trichloroethane	97	Compound Not Detected.						
	34 2-butanone	43	Compound Not Detected.						
	36 benzene	78	Compound Not Detected.						
$	38 1,2-dichloroethane-d4	65	6.188	6.188	(0.956)	35446	115.183	115.182	
	39 1,2-dichloroethane	62	Compound Not Detected.						
*	41 flourobenzene	96	6.472	6.472	(1.000)	143154	100.000		
	42 methyl cyclohexane	83	Compound Not Detected.						

	Compounds	QUANT SIG MASS	RT	EXP RT	REL RT	RESPONSE	CONCENTRATIONS ON-COLUMN (ngs)	CONCENTRATIONS FINAL (ngs)	REVIEW CODE
	43 trichloroethene	95	6.646	6.646	(1.027)	8655	23.5233	23.523	
	46 1,2-dichloropropane	63	Compound Not Detected.						
	47 bromodichloromethane	83	Compound Not Detected.						
	49 1,4-Dioxane	88	Compound Not Detected.						
	52 cis-1,3-dichloropropene	75	Compound Not Detected.						
$	53 toluene-d8	98	8.179	8.180	(0.814)	140922	105.009	105.008	
	54 toluene	92	Compound Not Detected.						
	56 4-methyl-2-pentanone	58	Compound Not Detected.						
	55 tetrachloroethene	166	8.676	8.682	(0.864)	3102	8.39609	8.396	
	57 trans-1,3-dichloropropene	75	Compound Not Detected.						
	60 1,1,2-trichloroethane	83	Compound Not Detected.						
	61 chlorodibromomethane	129	Compound Not Detected.						
	64 1,2-dibromoethane	107	Compound Not Detected.						
	65 2-hexanone	43	Compound Not Detected.						
*	66 chlorobenzene-d5	117	10.046	10.046	(1.000)	121179	100.000		
	67 chlorobenzene	112	Compound Not Detected.						
	68 ethyl benzene	91	Compound Not Detected.						
	70 p/m xylene	106	Compound Not Detected.						
	71 o xylene	106	Compound Not Detected.						
	72 styrene	104	Compound Not Detected.						
	73 bromoform	173	Compound Not Detected.						
	74 isopropylbenzene	105	Compound Not Detected.						
$	75 4-bromofluorobenzene	95	11.464	11.464	(0.907)	62912	84.9590	84.958	
	79 1,1,2,2,-tetrachloroethane	83	Compound Not Detected.						
	92 1,3-dichlorobenzene	146	Compound Not Detected.						
*	93 1,4-dichlorobenzene-d4	152	12.643	12.643	(1.000)	71426	100.000		
	94 1,4-dichlorobenzene	146	Compound Not Detected.						
	97 1,2-dichlorobenzene	146	Compound Not Detected.						
	99 1,2-dibromo-3-chloropropane	75	Compound Not Detected.						
	102 1,2,4-trichlorobenzene	180	Compound Not Detected.						
	104 1,2,3-trichlorobenzene	180	Compound Not Detected.						

Alpha Analytical Labs

gc/ms voa - VOA105

Data file : \\Orgserv2\ff\chem\GCMSVOA\Voa105.i\140920.b\0920A10.D
Lab Smp Id:
Inj Date : 20-SEP-2014 19:28
Operator : PD Inst ID: Voa105.i
Smp Info : l1421110-40,31,10,,a
Misc Info : wg723893,ical10058
Comment :
Method : \\Orgserv2\ff\chem\GCMSVOA\Voa105.i\140920.b\liq8260B.m
Meth Date : 20-Sep-2014 16:39 pduczmalew Quant Type: ISTD
Cal Date : 04-SEP-2014 00:38 Cal File: 0903A13.D
Als bottle: 10
Dil Factor: 1.00000
Integrator: HP RTE Compound Sublist: NJTCL.sub
Target Version: 4.12
Processing Host: VIRTUALXP-76524

- NO TENTATIVELY IDENTIFIED COMPOUNDS -

Alpha Analytical Labs

INTERNAL STANDARD COMPOUNDS
AREA AND RT SUMMARY

Instrument ID: Voa105.i
Lab File ID: 0920A10.D
Lab Smp Id:
Analysis Type: VOA
Quant Type: ISTD
Operator: PD
Method File: \\Orgserv2\ff\chem\GCMSVOA\Voa105.i\140920.b\liq8260B.m
Misc Info: wg723893,ical10058

Calibration Date: 20-SEP-2014
Calibration Time: 15:44
Level: LOW
Sample Type: WATER

Test Mode:
Use Last Continuing Calibrator.
If Continuing Cal. use Initial Cal. Level 3

		AREA LIMIT			
COMPOUND	STANDARD	LOWER	UPPER	SAMPLE	%DIFF
41 flourobenzene	193466	96733	386932	143154	-26.01
66 chlorobenzene-d5	174217	87109	348434	121179	-30.44
93 1,4-dichlorobenze	115996	57998	231992	71426	-38.42

		RT LIMIT			
COMPOUND	STANDARD	LOWER	UPPER	SAMPLE	%DIFF
41 flourobenzene	6.47	5.97	6.97	6.47	-0.00
66 chlorobenzene-d5	10.05	9.55	10.55	10.05	-0.00
93 1,4-dichlorobenze	12.64	12.14	13.14	12.64	-0.00

AREA UPPER LIMIT = +100% of internal standard area.
AREA LOWER LIMIT = - 50% of internal standard area.
RT UPPER LIMIT = + 0.50 minutes of internal standard RT.
RT LOWER LIMIT = - 0.50 minutes of internal standard RT.

Alpha Analytical Labs

RECOVERY REPORT

Client Name: Client SDG: SDGa00307
Sample Matrix: LIQUID Fraction: VOA
Lab Smp Id:
Level: LOW Operator: PD
Data Type: MS DATA SampleType: SAMPLE
SpikeList File: curveall.spk Quant Type: ISTD
Sublist File: NJTCL.sub
Method File: \\Orgserv2\ff\chem\GCMSVOA\Voa105.i\140920.b\liq8260B.m
Misc Info: wg723893,ical10058

SURROGATE COMPOUND	AMOUNT ADDED ngs	AMOUNT RECOVERED ngs	% RECOVERED	LIMITS
$ 32 dibromofluorometha	100.000	104.844	104.84	70-130
$ 38 1,2-dichloroethane	100.000	115.182	115.18	70-130
$ 53 toluene-d8	100.000	105.008	105.01	70-130
$ 75 4-bromofluorobenze	100.000	84.958	84.96	70-130

Data File: \\Orgserv2\ff\chem\GCMSVOA\Voa105.i\140920.b\0920A10.D
Date : 20-SEP-2014 19:28
Client ID:
Sample Info: 11421110-40,31,10,,a
Purge Volume: 10.0
Column phase:

Instrument: Voa105.i
Operator: PD
Column diameter: 0.18

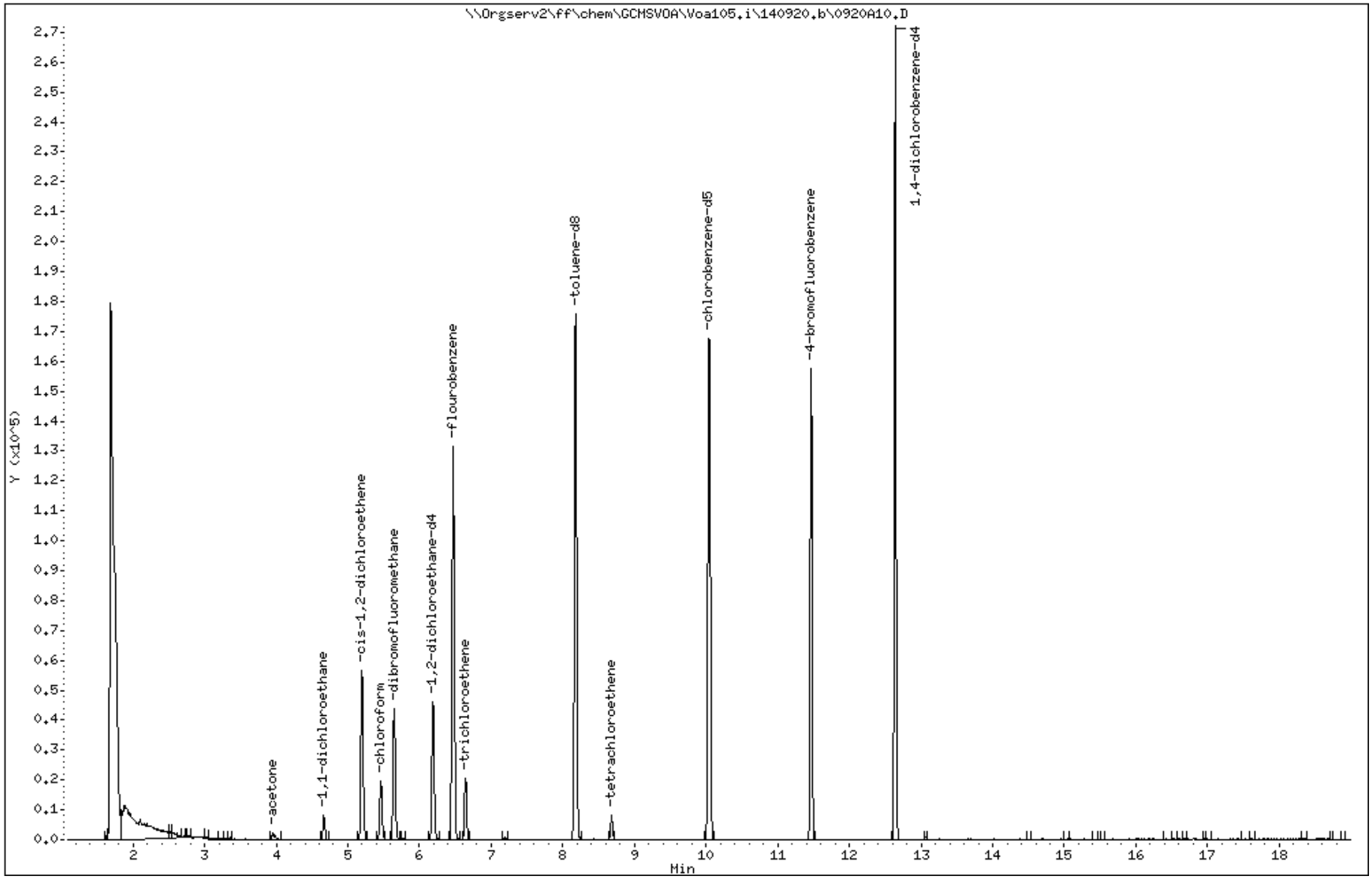

Data File: \\Orgserv2\ff\chem\GCMSVOA\Voa105.i\140920.b\0920A10.D

Date : 20-SEP-2014 19:28

Client ID:

Instrument: Voa105.i

Sample Info: l1421110-40,31,10,,a

Purge Volume: 10.0

Operator: PD

Column phase:

Column diameter: 0.18

13 acetone

Concentration: 70.377 ngs

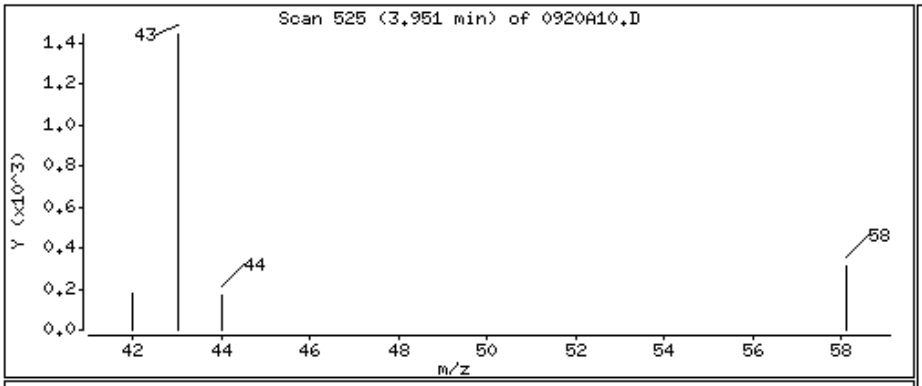

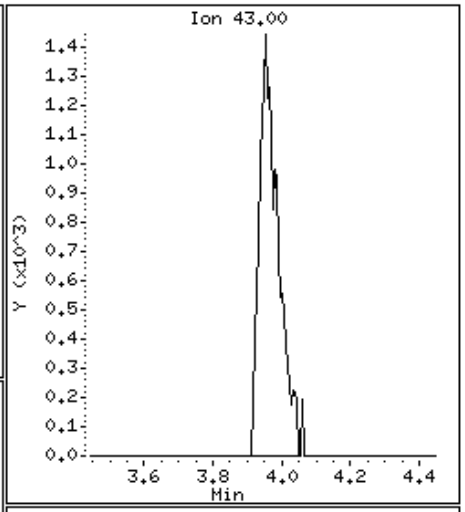

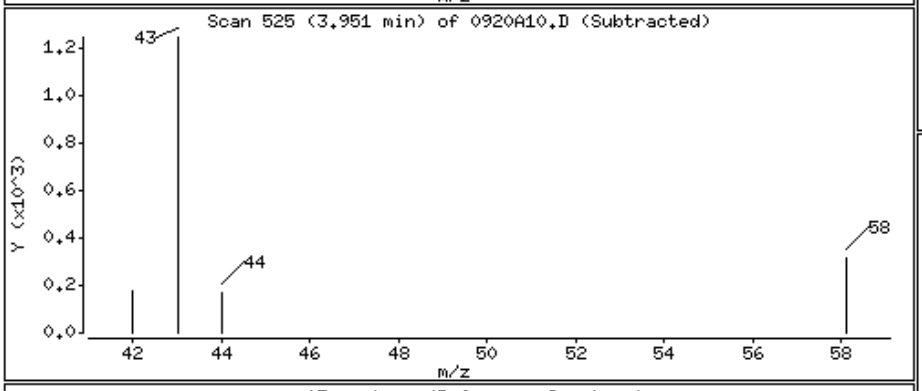

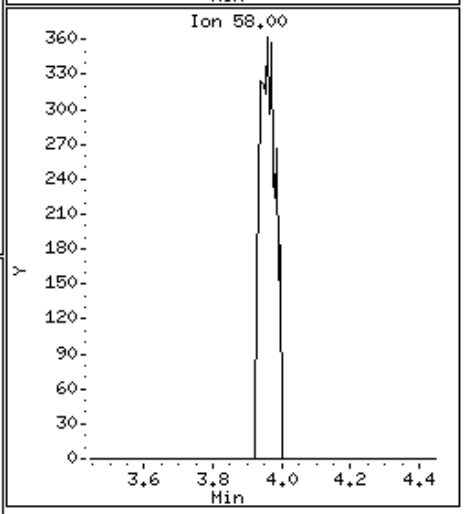

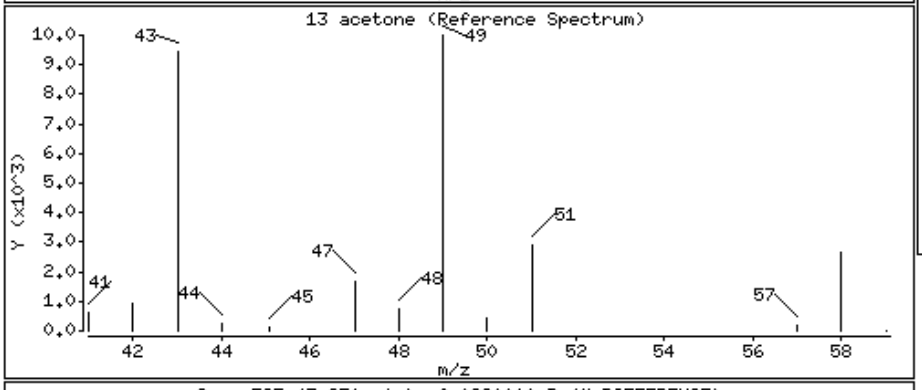

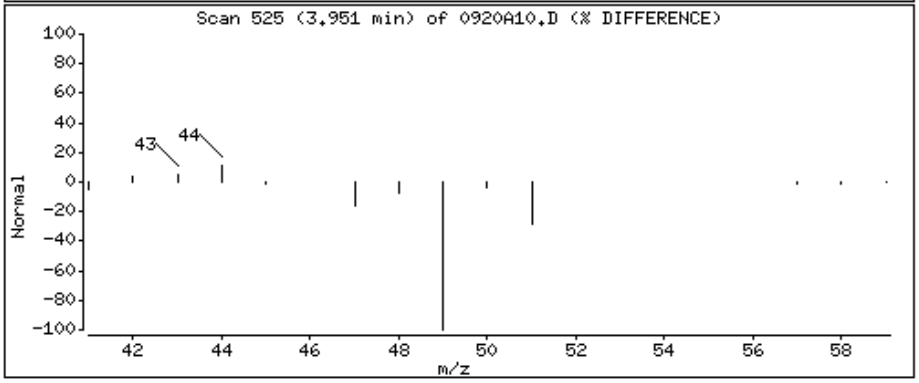

Data File: \\Orgserv2\ff\chem\GCMSVOA\Voa105.i\140920.b\0920A10.D

Date : 20-SEP-2014 19:28

Client ID:

Instrument: Voa105.i

Sample Info: l1421110-40,31,10,,a

Purge Volume: 10.0

Operator: PD

Column phase:

Column diameter: 0.18

19 1,1-dichloroethane

Concentration: 15.265 ngs

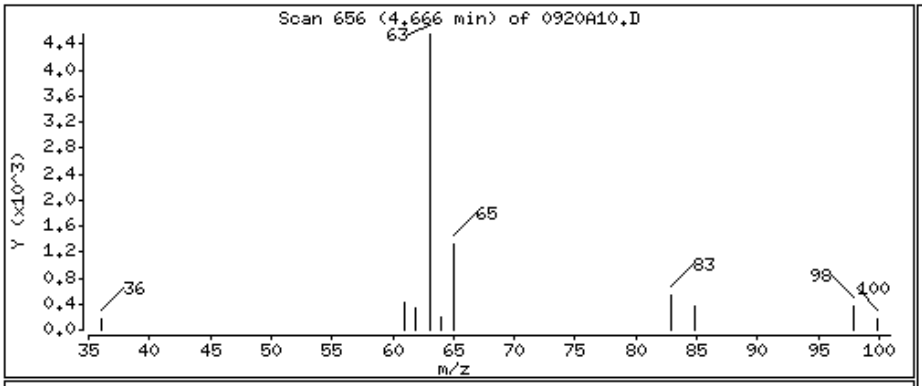

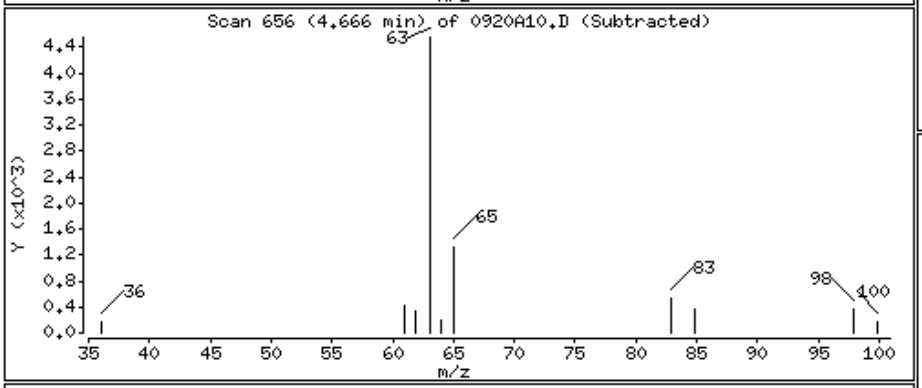

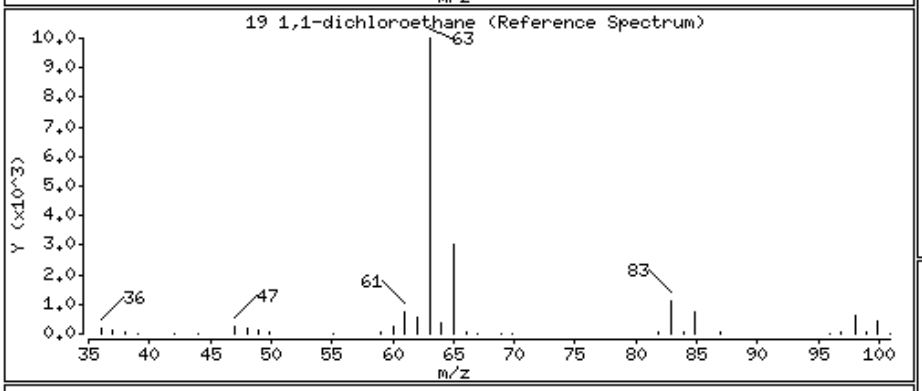

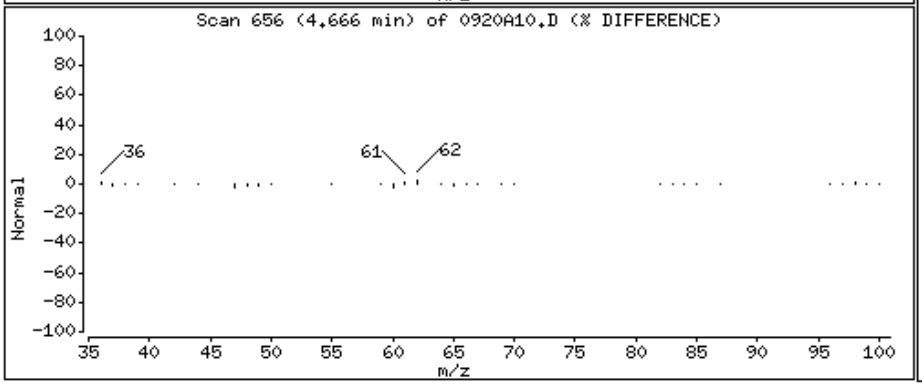

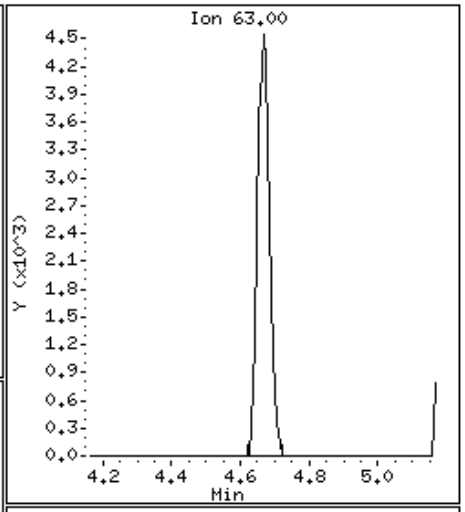

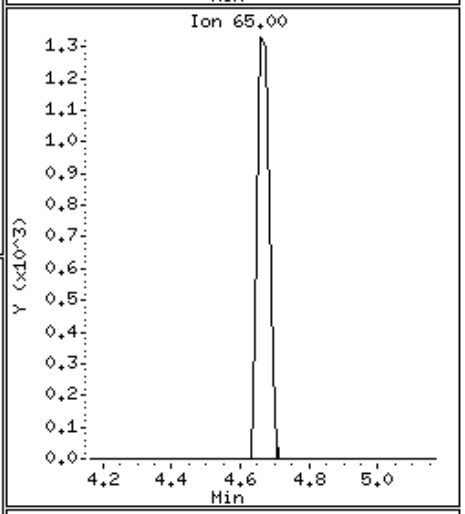

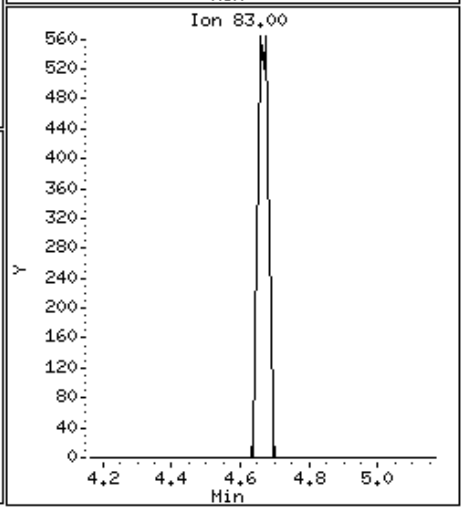

Data File: \\Orgserv2\ff\chem\GCMSVOA\Voa105.i\140920.b\0920A10.D

Date : 20-SEP-2014 19:28

Client ID:

Instrument: Voa105.i

Sample Info: l1421110-40,31,10,,a

Purge Volume: 10.0

Operator: PD

Column phase:

Column diameter: 0.18

24 cis-1,2-dichloroethene

Concentration: 75.483 ngs

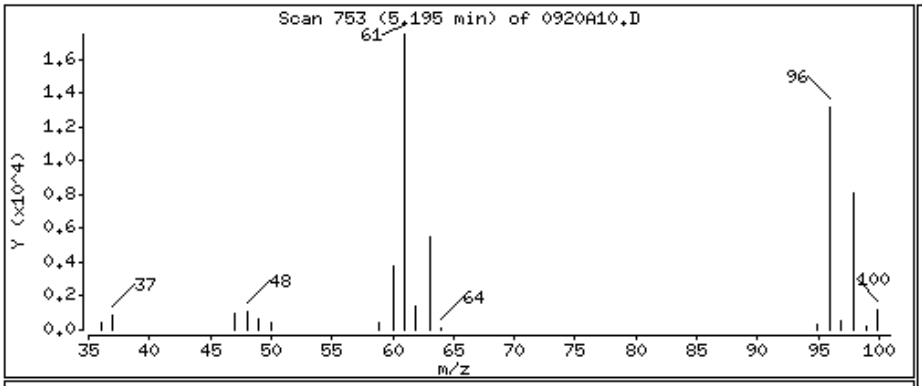

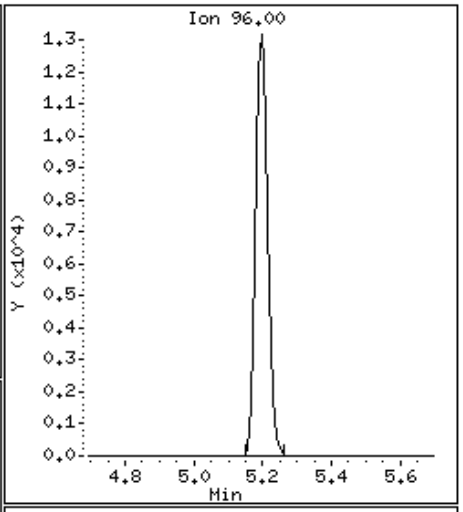

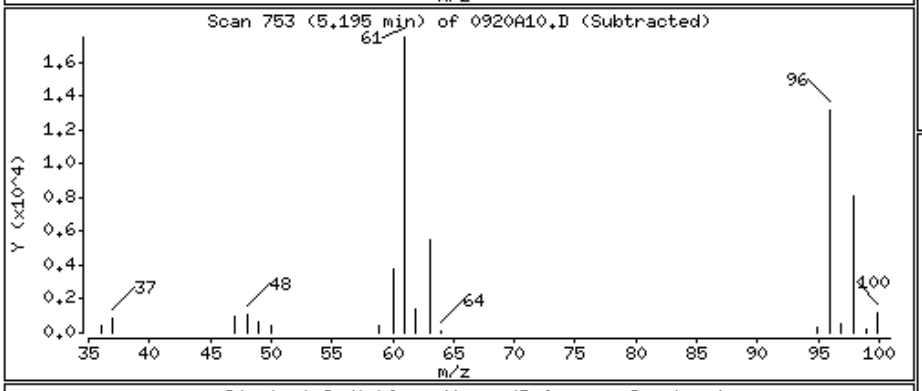

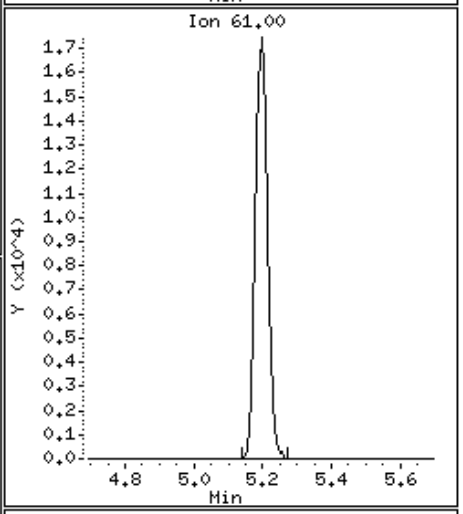

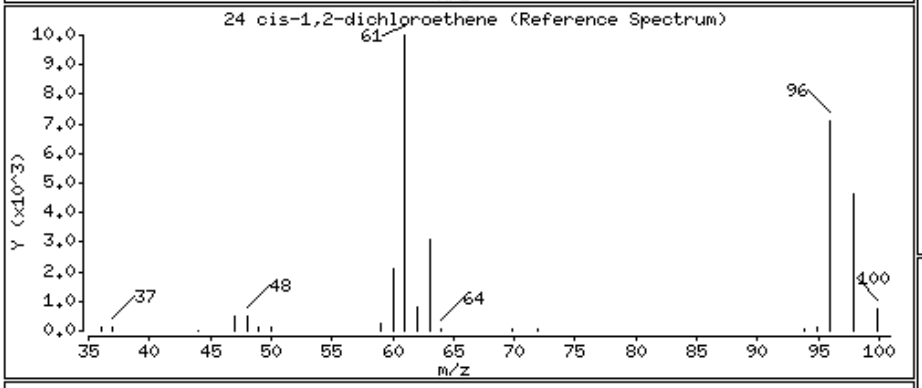

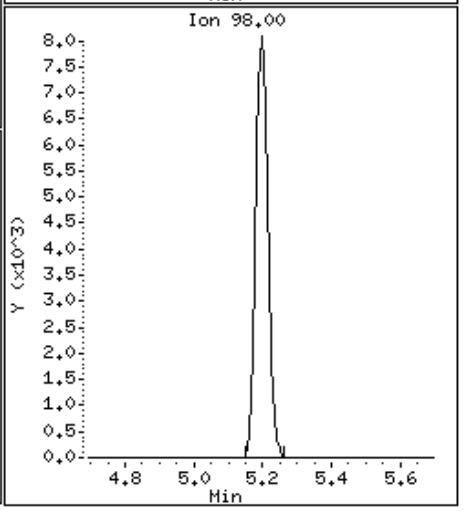

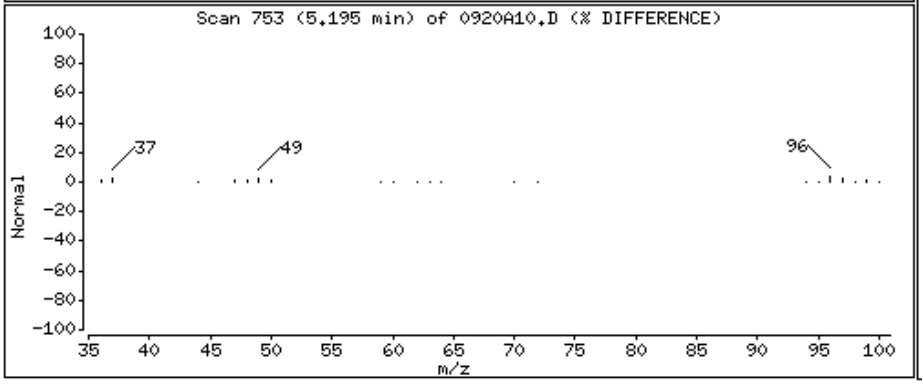

Data File: \\Orgserv2\ff\chem\GCMSVOA\Voa105.i\140920.b\0920A10.D

Date : 20-SEP-2014 19:28

Client ID:

Instrument: Voa105.i

Sample Info: l1421110-40,31,10,,a

Purge Volume: 10.0

Operator: PD

Column phase:

Column diameter: 0.18

28 chloroform

Concentration: 32.554 ngs

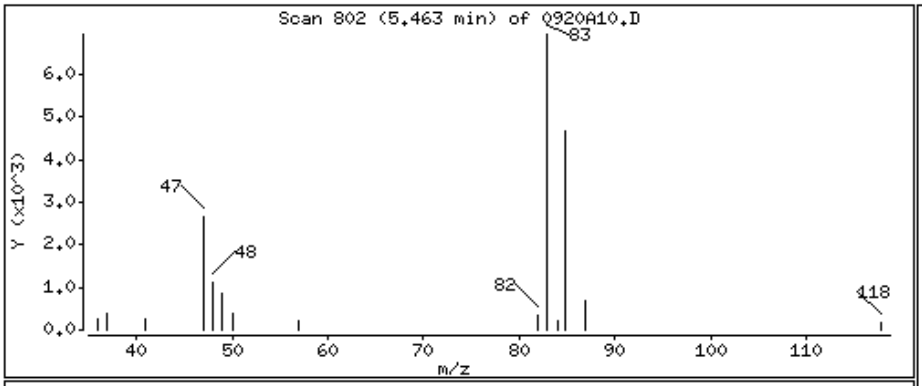

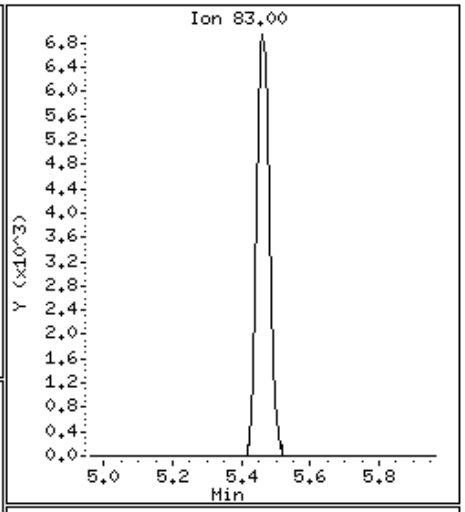

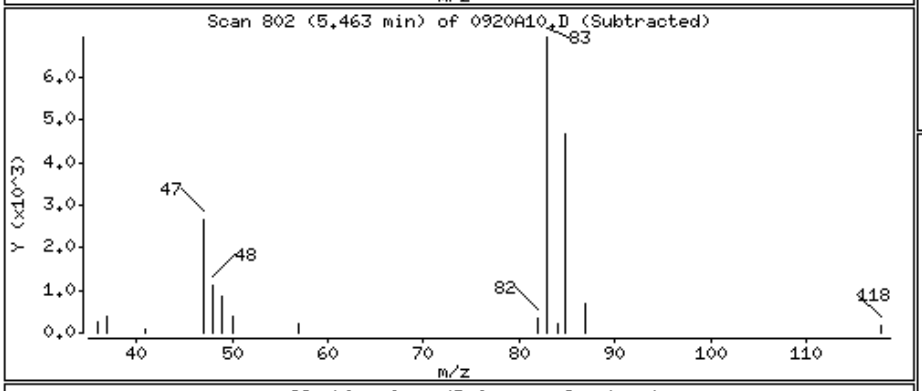

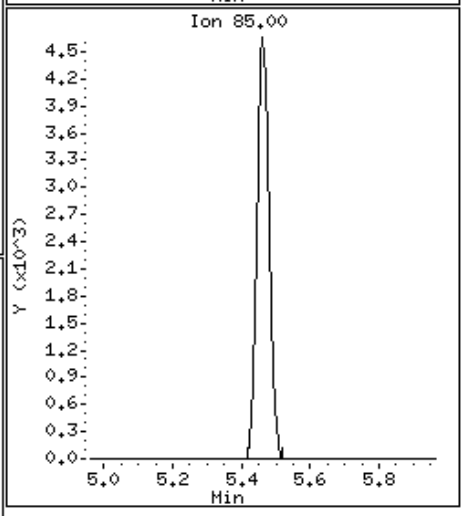

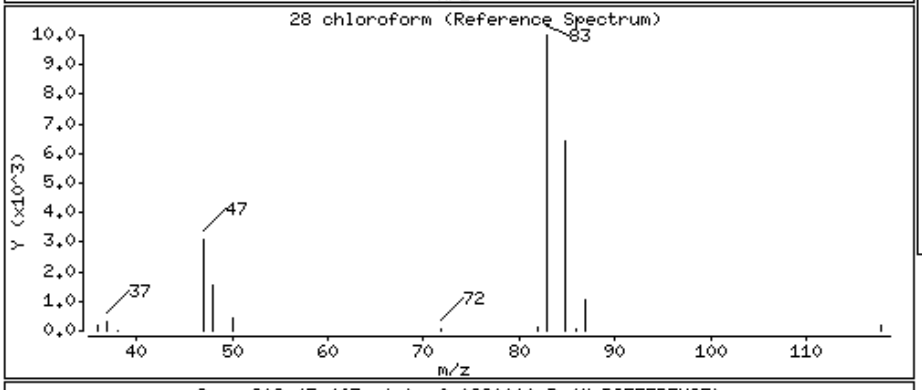

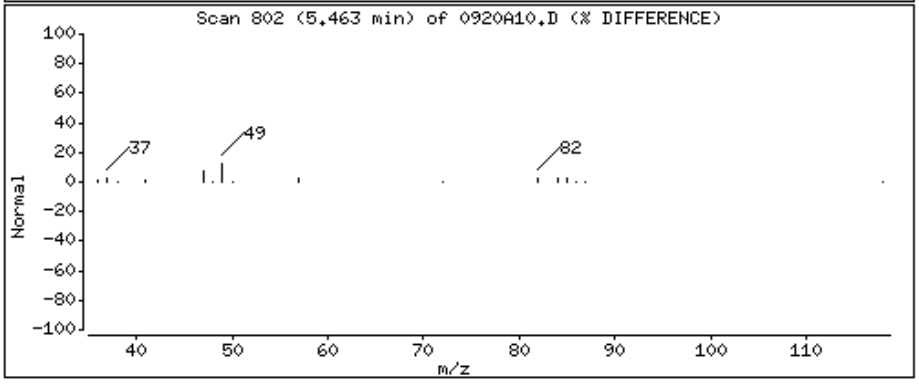

Data File: \\Orgserv2\ff\chem\GCMSVOA\Voa105.i\140920.b\0920A10.D

Date : 20-SEP-2014 19:28

Client ID:

Instrument: Voa105.i

Sample Info: l1421110-40,31,10,,a

Purge Volume: 10.0

Operator: PD

Column phase:

Column diameter: 0.18

43 trichloroethene

Concentration: 23.523 ngs

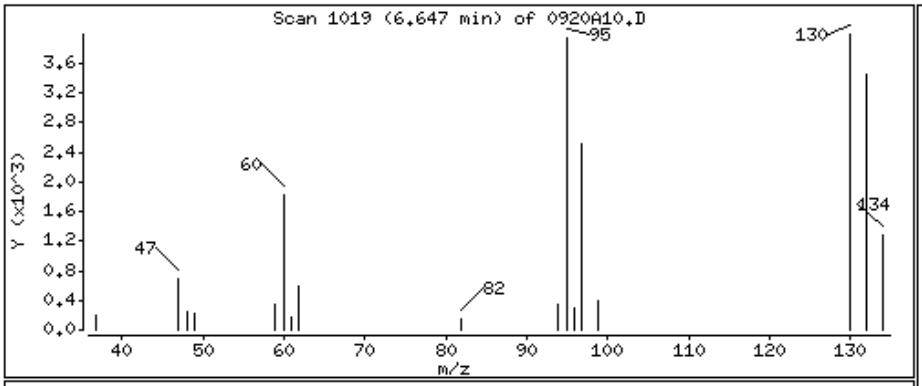

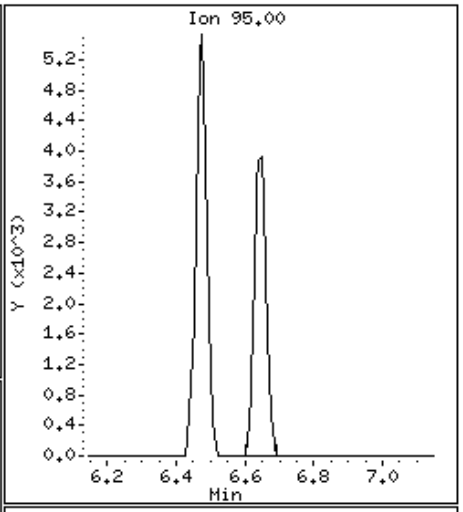

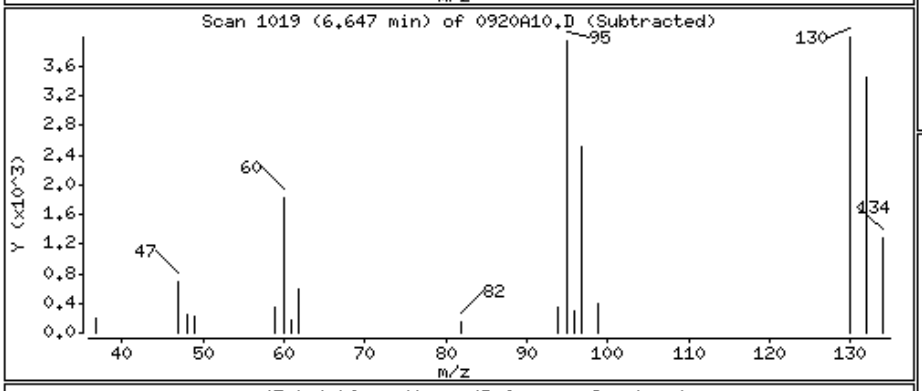

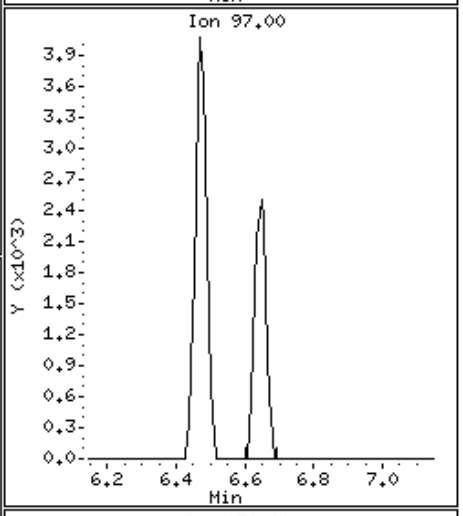

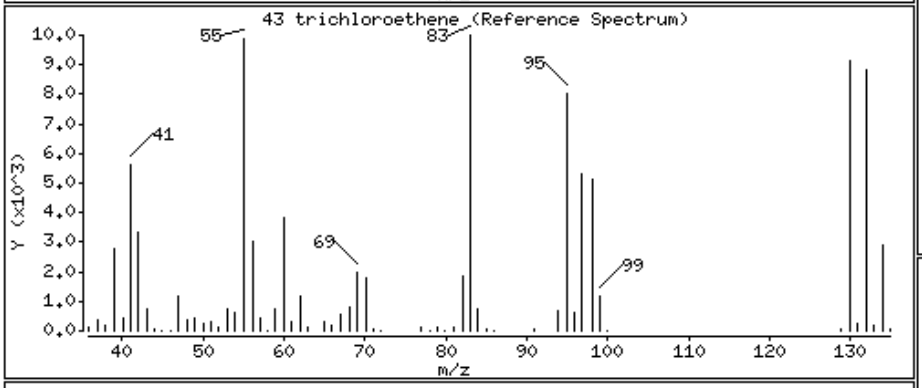

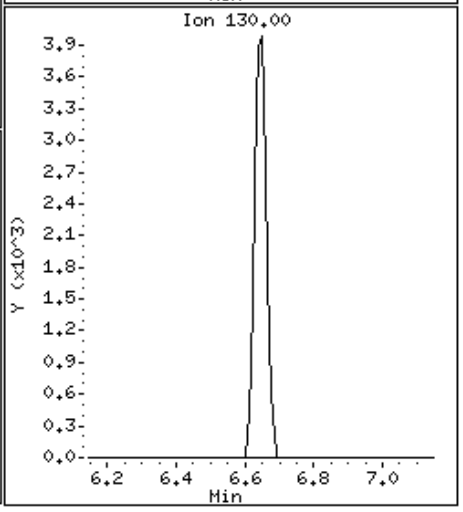

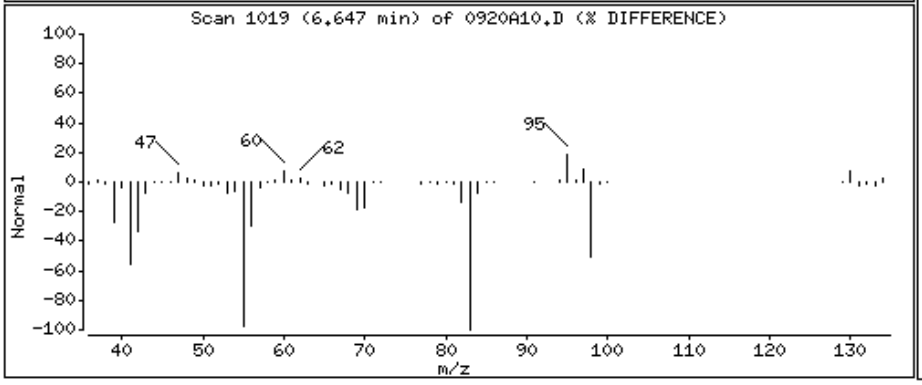

Data File: \\Orgserv2\ff\chem\GCMSVOA\Voa105.i\140920.b\0920A10.D

Date : 20-SEP-2014 19:28

Client ID:

Instrument: Voa105.i

Sample Info: l1421110-40,31,10,,a

Purge Volume: 10.0

Operator: PD

Column phase:

Column diameter: 0.18

55 tetrachloroethene

Concentration: 8.396 ngs

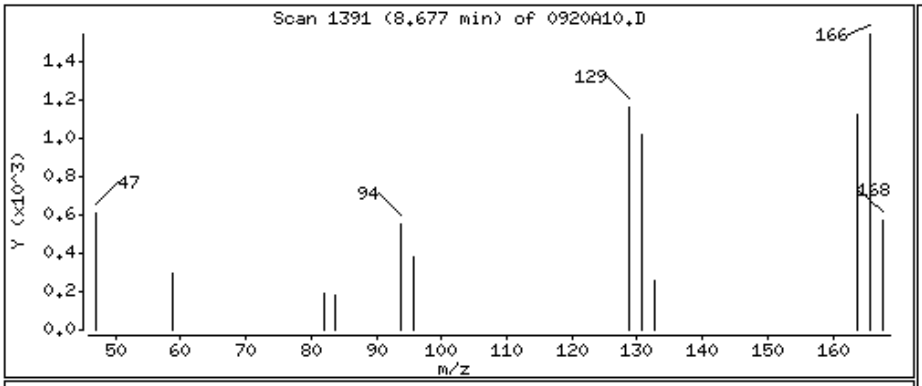

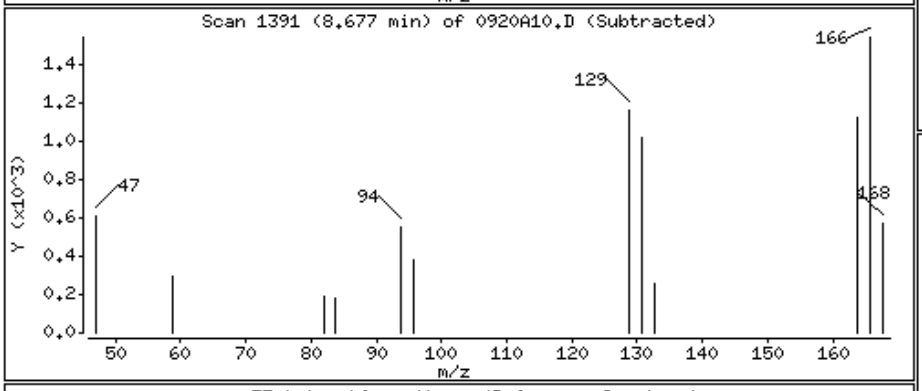

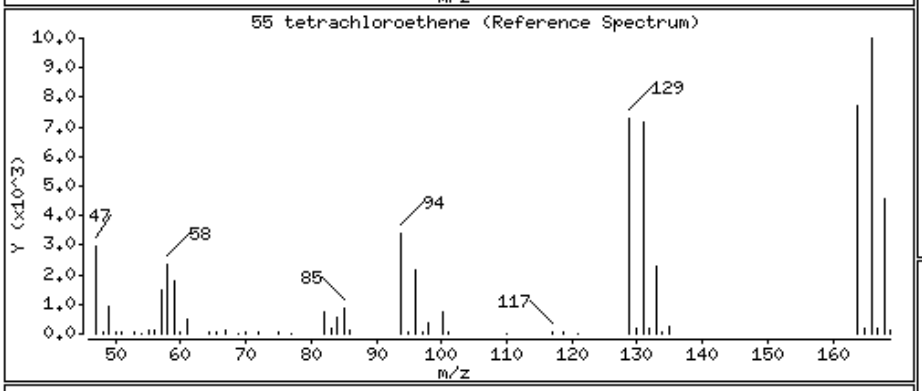

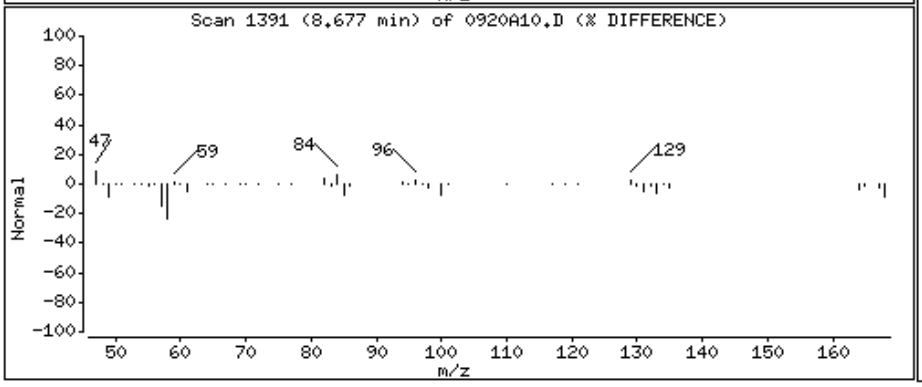

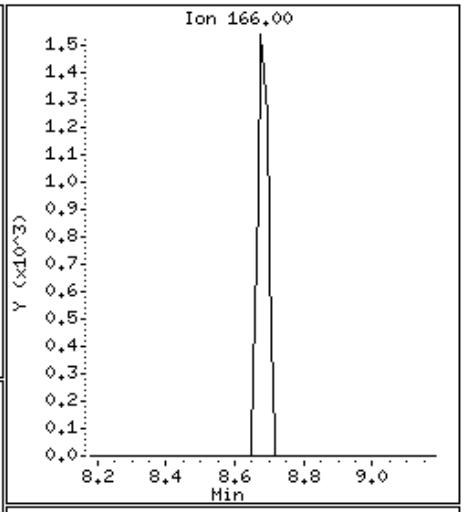

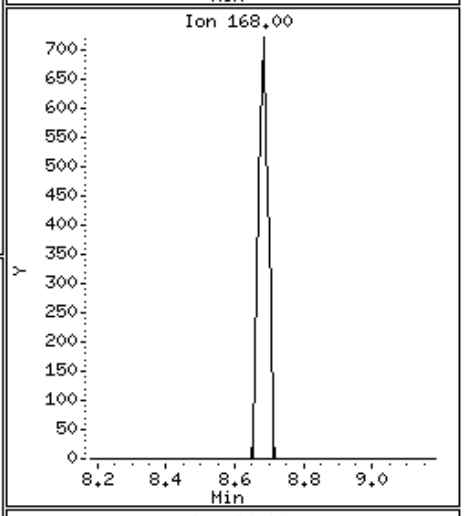

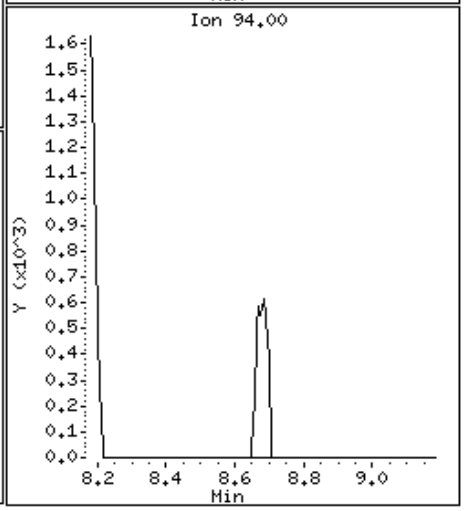

Alpha Analytical Labs

Manual Integration

Sample Info	: l1421110-40,31,10,,a wg723893,ical10058		
Instrument ID	: Voa105.i		
Method	: liq8260B.m		
File	: 0920A10.D		
Injection Date	: 20-SEP-2014 19:28		
Quantitation	: ISTD	Integrator :	HP RTE
Dilution Factor	: 1.00	Sample Type:	SAMPLE

This File has no version history.

//Orgserv2/ff/chem/GCMSVOA/Voa105.i/140920.b/original/0920A10.D

Alpha Analytical Labs

gc/ms voa - VOA105

Data file : \\Orgserv2\ff\chem\GCMSVOA\Voa105.i\140920.b\0920A11.D
Lab Smp Id:
Inj Date : 20-SEP-2014 19:56
Operator : PD Inst ID: Voa105.i
Smp Info : l1421110-41,31,10,,a
Misc Info : wg723893,ical10058
Comment :
Method : \\Orgserv2\ff\chem\GCMSVOA\Voa105.i\140920.b\liq8260B.m
Meth Date : 20-Sep-2014 16:39 pduczmalew Quant Type: ISTD
Cal Date : 04-SEP-2014 00:38 Cal File: 0903A13.D
Als bottle: 11
Dil Factor: 1.00000
Integrator: HP RTE Compound Sublist: NJTCL.sub
Target Version: 4.12
Processing Host: VIRTUALXP-76524

Concentration Formula: Amt * DF * CpndVariable
Cpnd Variable Local Compound Variable

	Compounds	QUANT SIG MASS	RT	EXP RT	REL RT	RESPONSE	CONCENTRATIONS ON-COLUMN (ngs)	FINAL (ngs)	REVIEW CODE
	1 dichlorodifluoromethane	85	Compound Not Detected.						
	2 chloromethane	50	Compound Not Detected.						
	3 vinyl chloride	62	Compound Not Detected.						
	4 bromomethane	94	Compound Not Detected.						
	5 chloroethane	64	Compound Not Detected.						
	6 trichlorofluoromethane	101	Compound Not Detected.						
	8 1,1,-dichloroethene	96	Compound Not Detected.						
	9 carbon disulfide	76	Compound Not Detected.						
	10 freon-113	101	Compound Not Detected.						
	11 methylene chloride	84	Compound Not Detected.						
	13 acetone	43	3.945	3.945	(0.610)	8083	115.566	115.565	
	14 trans-1,2-dichloroethene	96	Compound Not Detected.						
	15 Methyl Acetate	43	Compound Not Detected.						
	16 methyl tert butyl ether	73	Compound Not Detected.						
	19 1,1-dichloroethane	63	Compound Not Detected.						
	24 cis-1,2-dichloroethene	96	5.200	5.195	(0.804)	762	2.06782	2.067(Q)	
	27 bromochloromethane	128	Compound Not Detected.						
	26 Cyclohexane	56	Compound Not Detected.						
	28 chloroform	83	5.462	5.462	(0.844)	13449	27.9924	27.992	
	30 carbontetrachloride	117	Compound Not Detected.						
$	32 dibromofluoromethane	113	5.648	5.648	(0.873)	31082	102.544	102.543	
	33 1,1,1-trichloroethane	97	Compound Not Detected.						
	34 2-butanone	43	Compound Not Detected.						
	36 benzene	78	Compound Not Detected.						
$	38 1,2-dichloroethane-d4	65	6.188	6.188	(0.956)	33540	115.800	115.799	
	39 1,2-dichloroethane	62	Compound Not Detected.						
*	41 flourobenzene	96	6.472	6.472	(1.000)	134735	100.000		
	42 methyl cyclohexane	83	Compound Not Detected.						

	Compounds	QUANT SIG MASS	RT	EXP RT	REL RT	RESPONSE	CONCENTRATIONS ON-COLUMN (ngs)	CONCENTRATIONS FINAL (ngs)	REVIEW CODE
	43 trichloroethene	95	6.646	6.646	(1.027)	7632	22.0390	22.038	
	46 1,2-dichloropropane	63	Compound Not Detected.						
	47 bromodichloromethane	83	Compound Not Detected.						
	49 1,4-Dioxane	88	Compound Not Detected.						
	52 cis-1,3-dichloropropene	75	Compound Not Detected.						
$	53 toluene-d8	98	8.179	8.180	(0.815)	131924	104.447	104.447	
	54 toluene	92	Compound Not Detected.						
	56 4-methyl-2-pentanone	58	Compound Not Detected.						
	55 tetrachloroethene	166	Compound Not Detected.						
	57 trans-1,3-dichloropropene	75	Compound Not Detected.						
	60 1,1,2-trichloroethane	83	Compound Not Detected.						
	61 chlorodibromomethane	129	Compound Not Detected.						
	64 1,2-dibromoethane	107	Compound Not Detected.						
	65 2-hexanone	43	Compound Not Detected.						
*	66 chlorobenzene-d5	117	10.040	10.046	(1.000)	114051	100.000		
	67 chlorobenzene	112	Compound Not Detected.						
	68 ethyl benzene	91	Compound Not Detected.						
	70 p/m xylene	106	Compound Not Detected.						
	71 o xylene	106	Compound Not Detected.						
	72 styrene	104	Compound Not Detected.						
	73 bromoform	173	Compound Not Detected.						
	74 isopropylbenzene	105	Compound Not Detected.						
$	75 4-bromofluorobenzene	95	11.464	11.464	(0.907)	59739	86.0740	86.073	
	79 1,1,2,2,-tetrachloroethane	83	Compound Not Detected.						
	92 1,3-dichlorobenzene	146	Compound Not Detected.						
*	93 1,4-dichlorobenzene-d4	152	12.643	12.643	(1.000)	66945	100.000		
	94 1,4-dichlorobenzene	146	Compound Not Detected.						
	97 1,2-dichlorobenzene	146	Compound Not Detected.						
	99 1,2-dibromo-3-chloropropane	75	Compound Not Detected.						
	102 1,2,4-trichlorobenzene	180	Compound Not Detected.						
	104 1,2,3-trichlorobenzene	180	Compound Not Detected.						

QC Flag Legend

Q - Qualifier signal failed the ratio test.

Alpha Analytical Labs

gc/ms voa - VOA105

Data file : \\Orgserv2\ff\chem\GCMSVOA\Voa105.i\140920.b\0920A11.D
Lab Smp Id:
Inj Date : 20-SEP-2014 19:56
Operator : PD Inst ID: Voa105.i
Smp Info : l1421110-41,31,10,,a
Misc Info : wg723893,ical10058
Comment :
Method : \\Orgserv2\ff\chem\GCMSVOA\Voa105.i\140920.b\liq8260B.m
Meth Date : 20-Sep-2014 16:39 pduczmalew Quant Type: ISTD
Cal Date : 04-SEP-2014 00:38 Cal File: 0903A13.D
Als bottle: 11
Dil Factor: 1.00000
Integrator: HP RTE Compound Sublist: NJTCL.sub
Target Version: 4.12
Processing Host: VIRTUALXP-76524

- NO TENTATIVELY IDENTIFIED COMPOUNDS -

Alpha Analytical Labs

INTERNAL STANDARD COMPOUNDS
AREA AND RT SUMMARY

Instrument ID: Voa105.i
Lab File ID: 0920A11.D
Lab Smp Id:
Analysis Type: VOA
Quant Type: ISTD
Operator: PD
Method File: \\Orgserv2\ff\chem\GCMSVOA\Voa105.i\140920.b\liq8260B.m
Misc Info: wg723893,ical10058

Calibration Date: 20-SEP-2014
Calibration Time: 15:44
Level: LOW
Sample Type: WATER

Test Mode:
Use Last Continuing Calibrator.
If Continuing Cal. use Initial Cal. Level 3

		AREA LIMIT			
COMPOUND	STANDARD	LOWER	UPPER	SAMPLE	%DIFF
41 flourobenzene	193466	96733	386932	134735	-30.36
66 chlorobenzene-d5	174217	87109	348434	114051	-34.54
93 1,4-dichlorobenze	115996	57998	231992	66945	-42.29

		RT LIMIT			
COMPOUND	STANDARD	LOWER	UPPER	SAMPLE	%DIFF
41 flourobenzene	6.47	5.97	6.97	6.47	-0.00
66 chlorobenzene-d5	10.05	9.55	10.55	10.04	-0.06
93 1,4-dichlorobenze	12.64	12.14	13.14	12.64	-0.00

AREA UPPER LIMIT = +100% of internal standard area.
AREA LOWER LIMIT = - 50% of internal standard area.
RT UPPER LIMIT = + 0.50 minutes of internal standard RT.
RT LOWER LIMIT = - 0.50 minutes of internal standard RT.

Alpha Analytical Labs

RECOVERY REPORT

Client Name: Client SDG: SDGa00307
Sample Matrix: LIQUID Fraction: VOA
Lab Smp Id:
Level: LOW Operator: PD
Data Type: MS DATA SampleType: SAMPLE
SpikeList File: curveall.spk Quant Type: ISTD
Sublist File: NJTCL.sub
Method File: \\Orgserv2\ff\chem\GCMSVOA\Voa105.i\140920.b\liq8260B.m
Misc Info: wg723893,ical10058

SURROGATE COMPOUND	AMOUNT ADDED ngs	AMOUNT RECOVERED ngs	% RECOVERED	LIMITS
$ 32 dibromofluorometha	100.000	102.543	102.54	70-130
$ 38 1,2-dichloroethane	100.000	115.799	115.80	70-130
$ 53 toluene-d8	100.000	104.447	104.45	70-130
$ 75 4-bromofluorobenze	100.000	86.073	86.07	70-130

Data File: \\Orgserv2\ff\chem\GCMSVOA\Voa105.i\140920.b\0920A11.D
Date : 20-SEP-2014 19:56
Client ID:
Instrument: Voa105.i
Sample Info: 11421110-41,31,10,,a
Purge Volume: 10.0
Operator: PD
Column phase:
Column diameter: 0.18

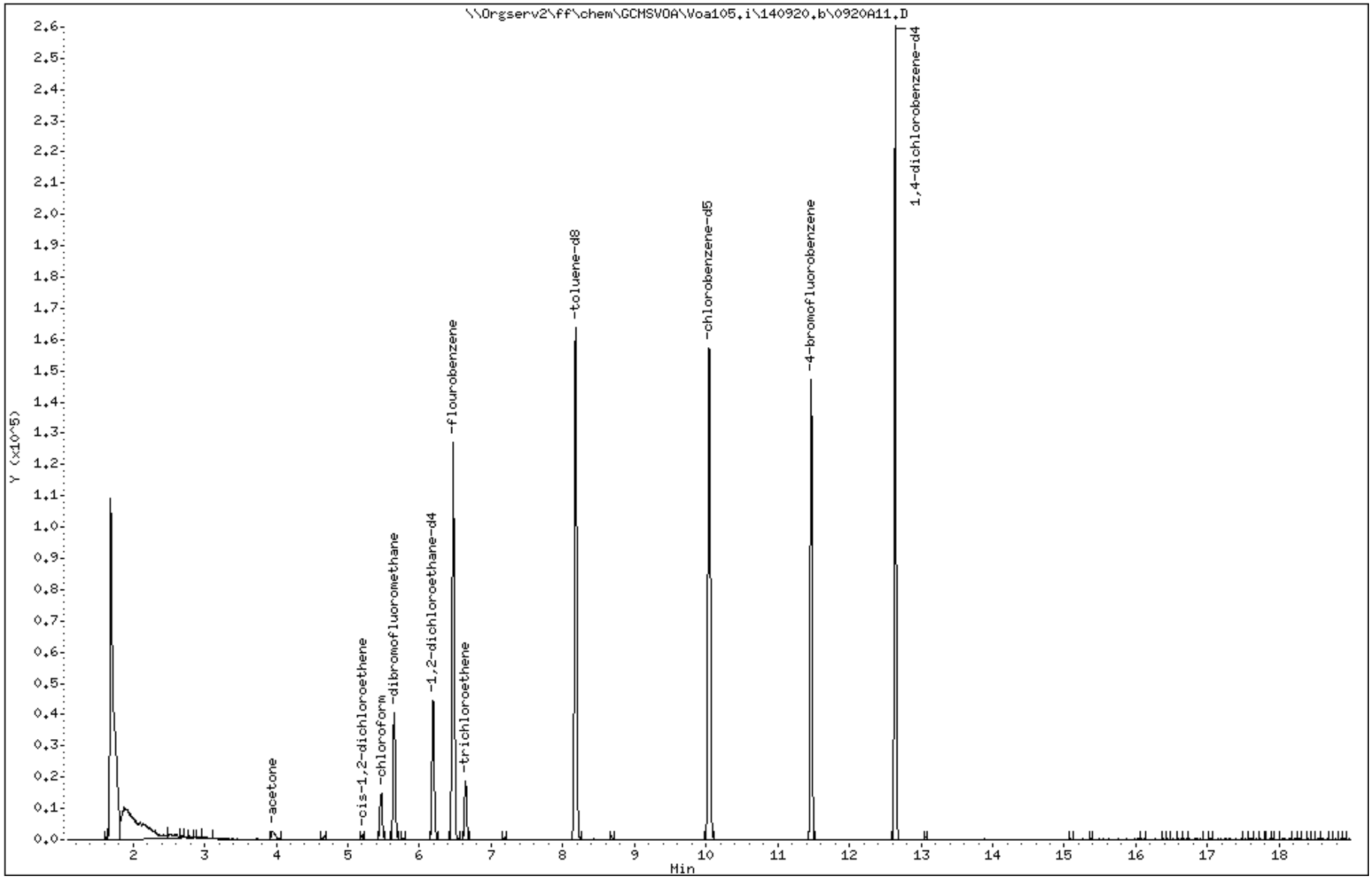

Data File: \\Orgserv2\ff\chem\GCMSVOA\Voa105.i\140920.b\0920A11.D

Date : 20-SEP-2014 19:56

Client ID:

Instrument: Voa105.i

Sample Info: l1421110-41,31,10,,a

Purge Volume: 10.0

Operator: PD

Column phase:

Column diameter: 0.18

13 acetone

Concentration: 115.565 ngs

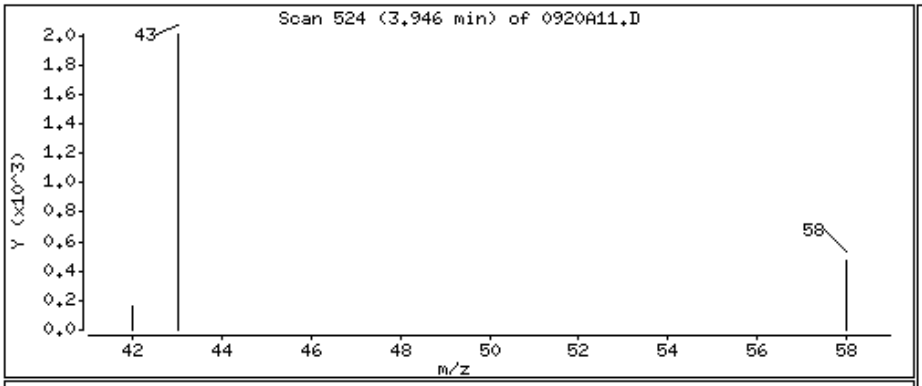

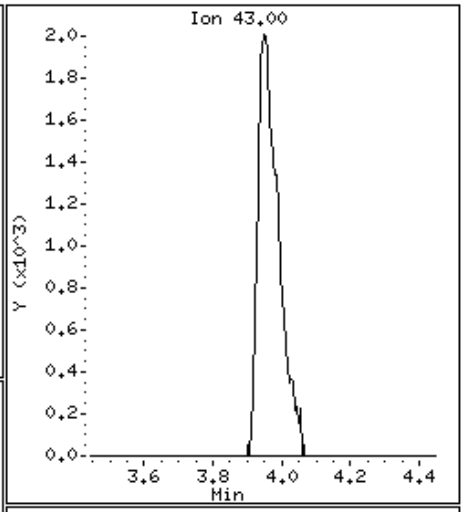

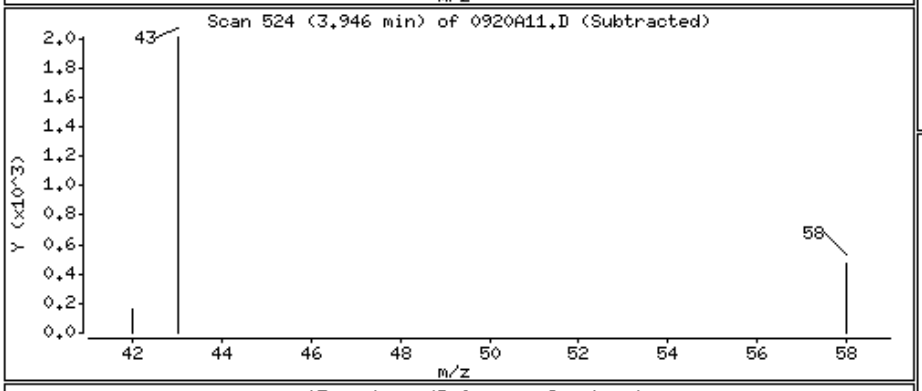

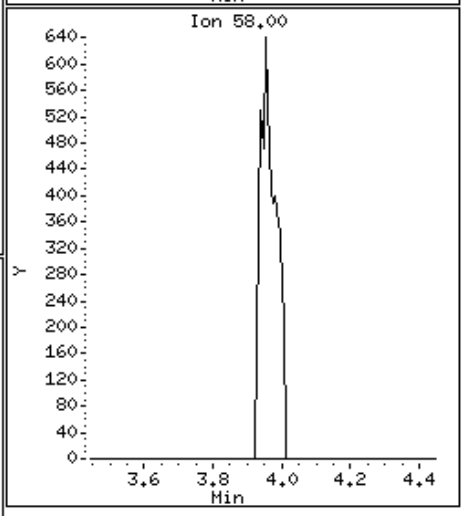

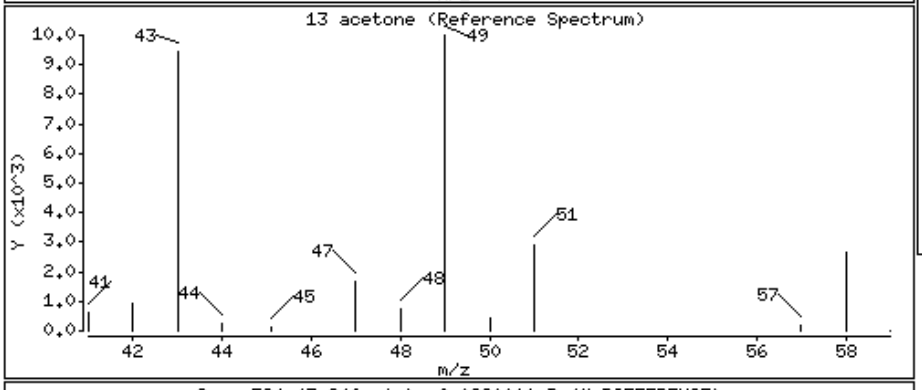

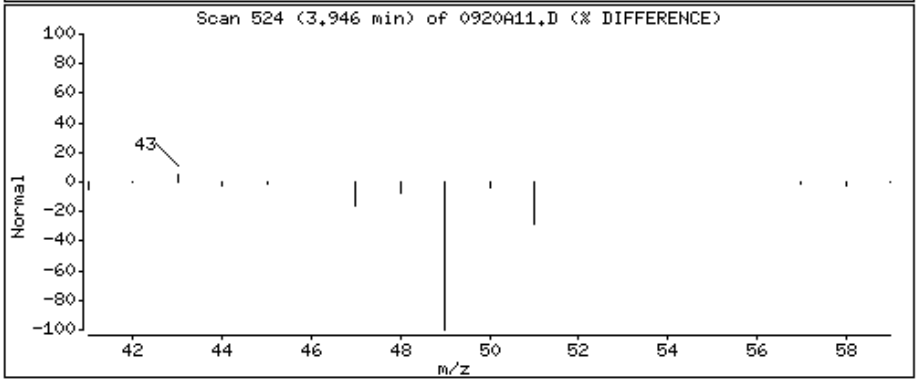

Data File: \\Orgserv2\ff\chem\GCMSVOA\Voa105.i\140920.b\0920A11.D

Date : 20-SEP-2014 19:56

Client ID:

Instrument: Voa105.i

Sample Info: l1421110-41,31,10,,a

Purge Volume: 10.0

Operator: PD

Column phase:

Column diameter: 0.18

24 cis-1,2-dichloroethene

Concentration: 2.067 ngs

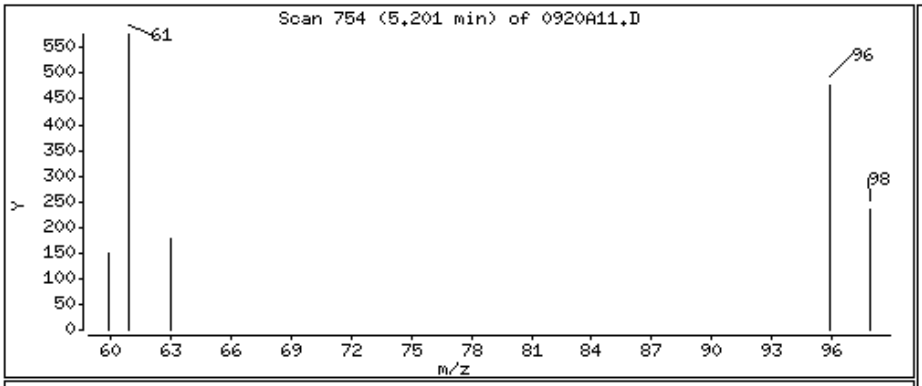

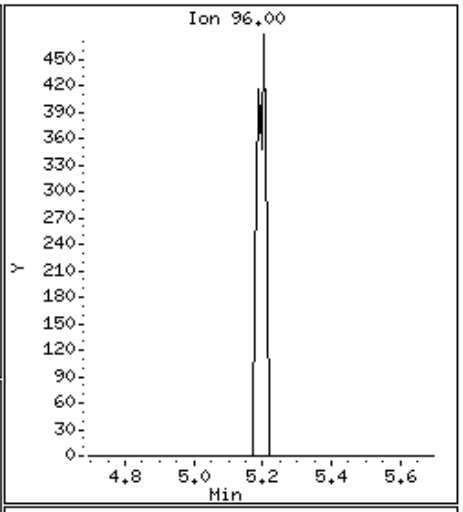

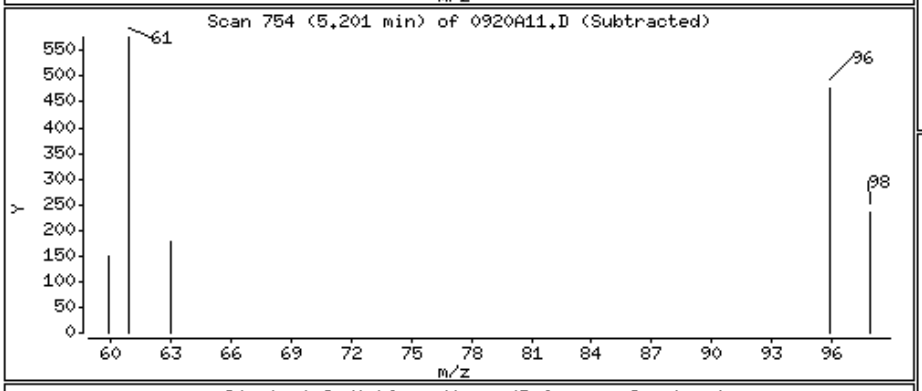

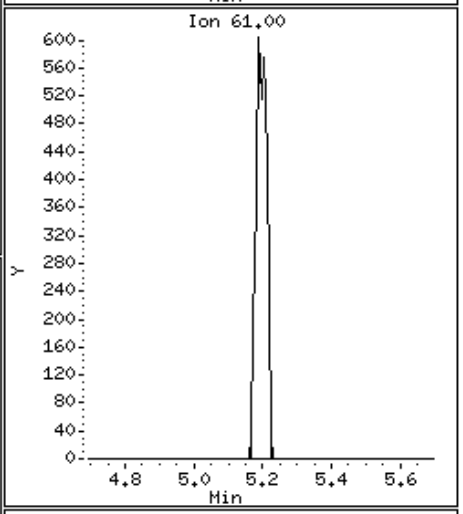

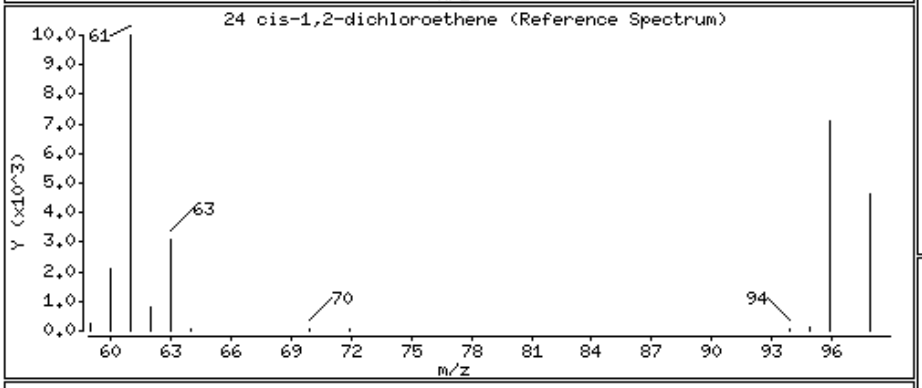

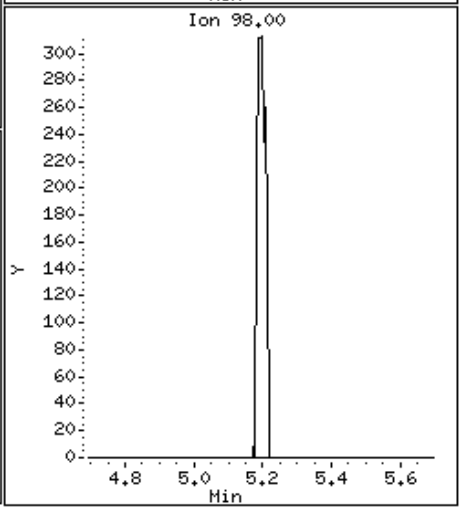

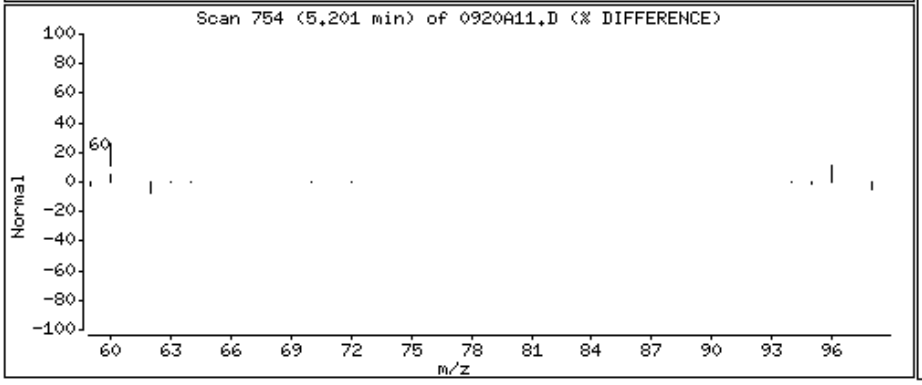

Data File: \\Orgserv2\ff\chem\GCMSVOA\Voa105.i\140920.b\0920A11.D

Date : 20-SEP-2014 19:56

Client ID:

Instrument: Voa105.i

Sample Info: l1421110-41,31,10,,a

Purge Volume: 10.0

Operator: PD

Column phase:

Column diameter: 0.18

28 chloroform

Concentration: 27.992 ngs

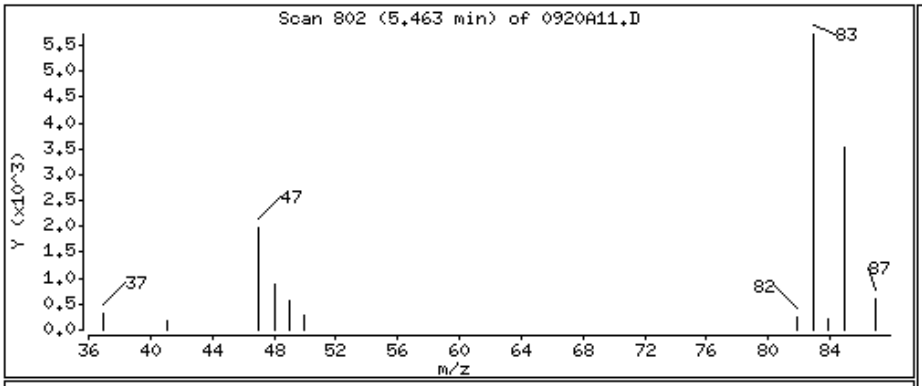

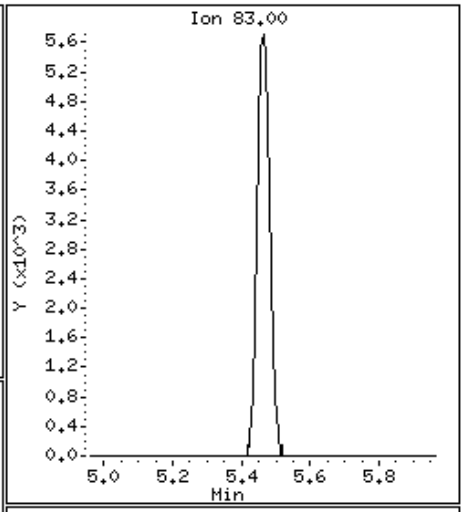

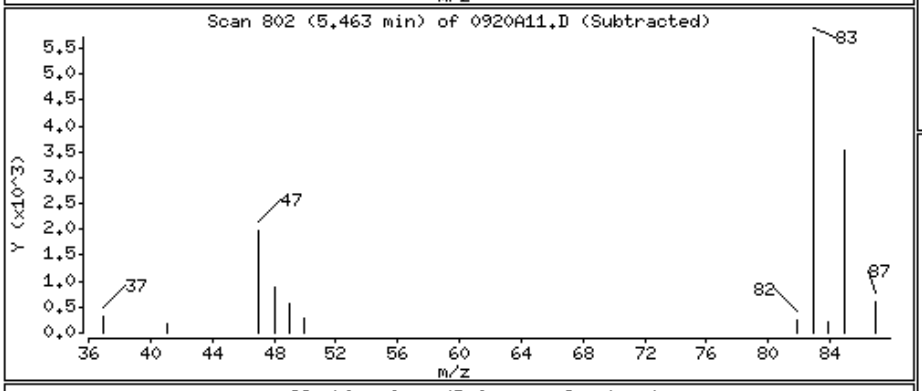

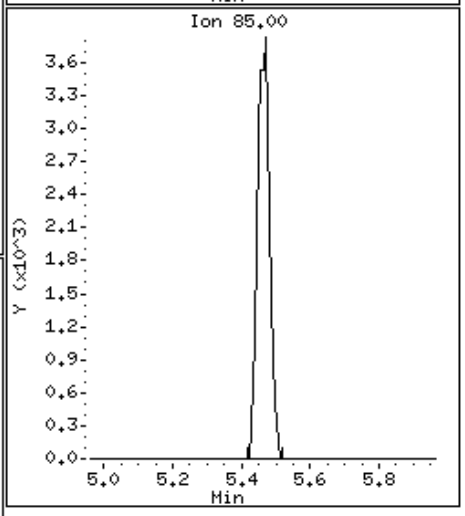

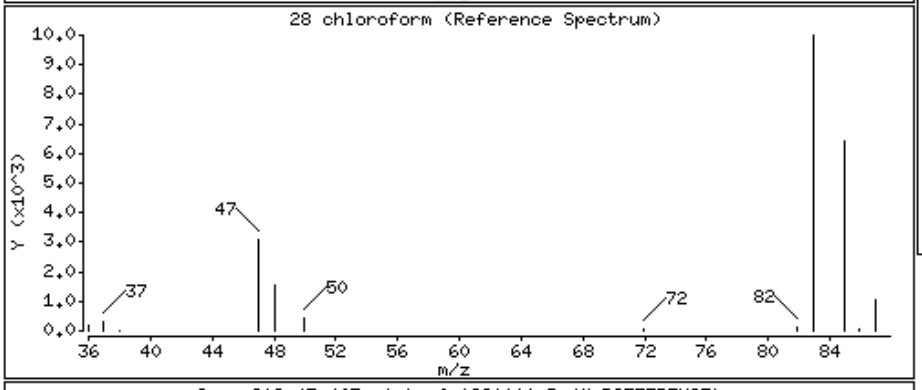

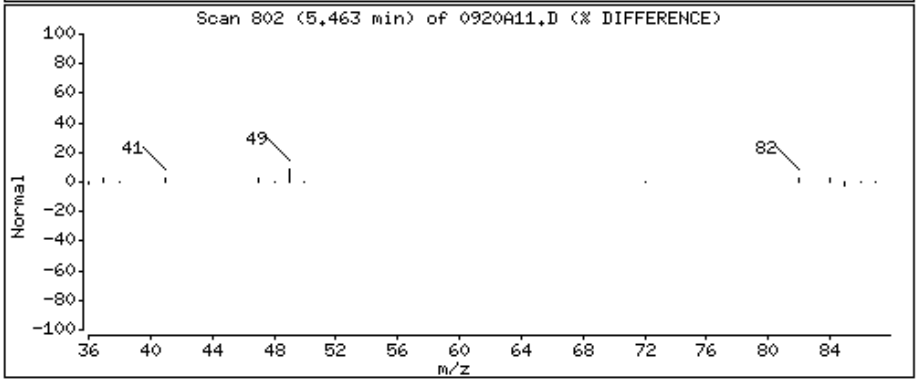

Data File: \\Orgserv2\ff\chem\GCMSVOA\Voa105.i\140920.b\0920A11.D

Date : 20-SEP-2014 19:56

Client ID:

Instrument: Voa105.i

Sample Info: l1421110-41,31,10,,a

Purge Volume: 10.0

Operator: PD

Column phase:

Column diameter: 0.18

43 trichloroethene

Concentration: 22.038 ngs

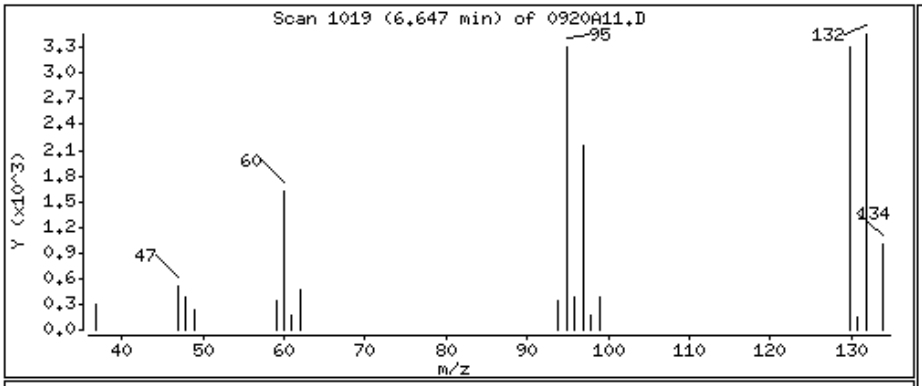

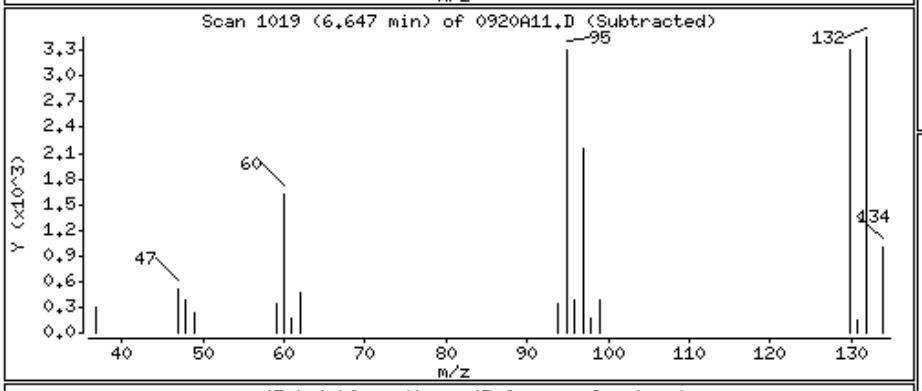

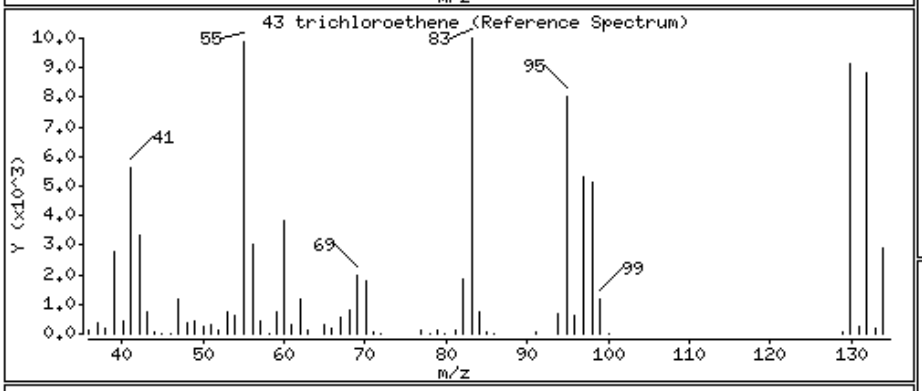

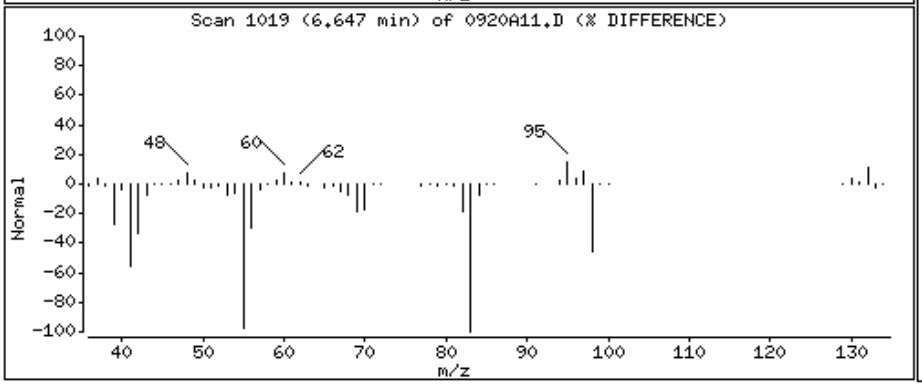

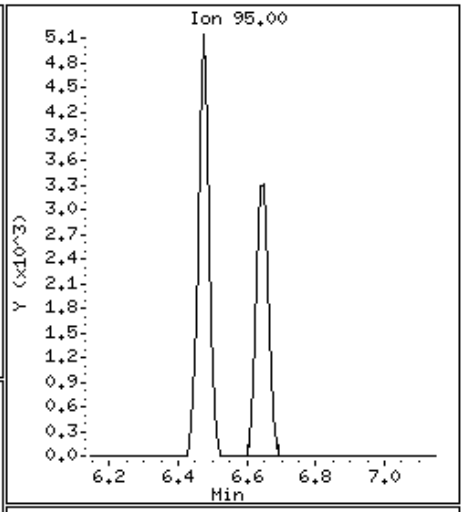

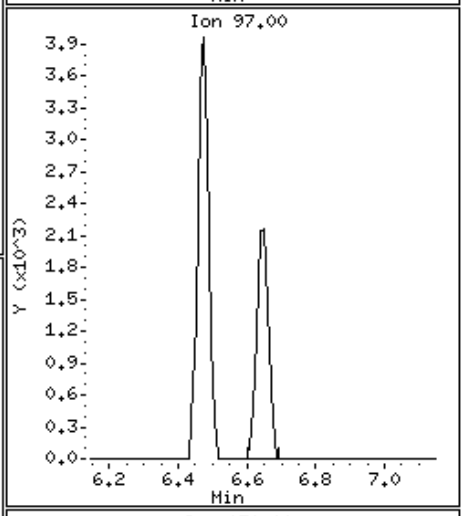

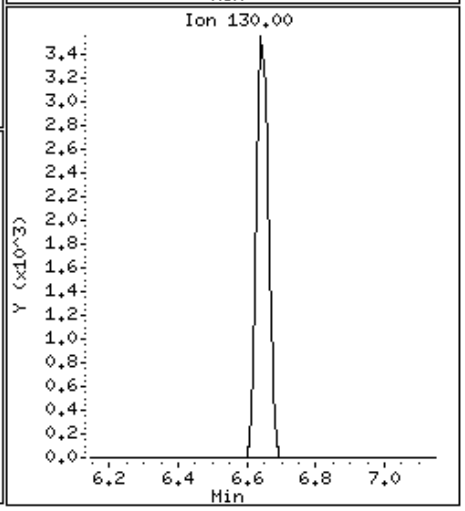

Alpha Analytical Labs

Manual Integration

Sample Info	: l1421110-41,31,10,,a wg723893,ical10058		
Instrument ID	: Voa105.i		
Method	: liq8260B.m		
File	: 0920A11.D		
Injection Date	: 20-SEP-2014 19:56		
Quantitation	: ISTD	Integrator :	HP RTE
Dilution Factor	: 1.00	Sample Type:	SAMPLE

This File has no version history.

//Orgserv2/ff/chem/GCMSVOA/Voa105.i/140920.b/original/0920A11.D

Alpha Analytical Labs

gc/ms voa - VOA105

Data file : \\Orgserv2\ff\chem\GCMSVOA\Voa105.i\140920.b\0920A12.D
Lab Smp Id:
Inj Date : 20-SEP-2014 20:24
Operator : PD Inst ID: Voa105.i
Smp Info : l1421110-42,31,10,,a
Misc Info : wg723893,ical10058
Comment :
Method : \\Orgserv2\ff\chem\GCMSVOA\Voa105.i\140920.b\liq8260B.m
Meth Date : 20-Sep-2014 16:39 pduczmalew Quant Type: ISTD
Cal Date : 04-SEP-2014 00:38 Cal File: 0903A13.D
Als bottle: 12
Dil Factor: 1.00000
Integrator: HP RTE Compound Sublist: NJTCL.sub
Target Version: 4.12
Processing Host: VIRTUALXP-76524

Concentration Formula: Amt * DF * CpndVariable
Cpnd Variable Local Compound Variable

		QUANT SIG					CONCENTRATIONS ON-COLUMN	FINAL	
	Compounds	MASS	RT	EXP RT	REL RT	RESPONSE	(ngs)	(ngs)	REVIEW CODE
	1 dichlorodifluoromethane	85	Compound Not Detected.						
	2 chloromethane	50	Compound Not Detected.						
	3 vinyl chloride	62	Compound Not Detected.						
	4 bromomethane	94	Compound Not Detected.						
	5 chloroethane	64	Compound Not Detected.						
	6 trichlorofluoromethane	101	Compound Not Detected.						
	8 1,1,-dichloroethene	96	Compound Not Detected.						
	9 carbon disulfide	76	Compound Not Detected.						
	10 freon-113	101	Compound Not Detected.						
	11 methylene chloride	84	Compound Not Detected.						
	13 acetone	43	3.951	3.945	(0.611)	8341	117.891	117.890	
	14 trans-1,2-dichloroethene	96	Compound Not Detected.						
	15 Methyl Acetate	43	Compound Not Detected.						
	16 methyl tert butyl ether	73	Compound Not Detected.						
	19 1,1-dichloroethane	63	Compound Not Detected.						
	24 cis-1,2-dichloroethene	96	Compound Not Detected.						
	27 bromochloromethane	128	Compound Not Detected.						
	26 Cyclohexane	56	Compound Not Detected.						
	28 chloroform	83	5.462	5.462	(0.844)	18955	39.0011	39.001	
	30 carbontetrachloride	117	Compound Not Detected.						
$	32 dibromofluoromethane	113	5.648	5.648	(0.873)	31634	103.171	103.171	
	33 1,1,1-trichloroethane	97	Compound Not Detected.						
	34 2-butanone	43	Compound Not Detected.						
	36 benzene	78	Compound Not Detected.						
$	38 1,2-dichloroethane-d4	65	6.188	6.188	(0.956)	34474	117.663	117.662	
	39 1,2-dichloroethane	62	Compound Not Detected.						
*	41 flourobenzene	96	6.472	6.472	(1.000)	136294	100.000		
	42 methyl cyclohexane	83	Compound Not Detected.						

	Compounds	QUANT SIG MASS	RT	EXP RT	REL RT	RESPONSE	CONCENTRATIONS ON-COLUMN (ngs)	CONCENTRATIONS FINAL (ngs)	REVIEW CODE
	43 trichloroethene	95	Compound Not Detected.						
	46 1,2-dichloropropane	63	Compound Not Detected.						
	47 bromodichloromethane	83	Compound Not Detected.						
	49 1,4-Dioxane	88	Compound Not Detected.						
	52 cis-1,3-dichloropropene	75	Compound Not Detected.						
$	53 toluene-d8	98	8.180	8.180	(0.815)	133285	105.278	105.277	
	54 toluene	92	Compound Not Detected.						
	56 4-methyl-2-pentanone	58	Compound Not Detected.						
	55 tetrachloroethene	166	Compound Not Detected.						
	57 trans-1,3-dichloropropene	75	Compound Not Detected.						
	60 1,1,2-trichloroethane	83	Compound Not Detected.						
	61 chlorodibromomethane	129	Compound Not Detected.						
	64 1,2-dibromoethane	107	Compound Not Detected.						
	65 2-hexanone	43	Compound Not Detected.						
*	66 chlorobenzene-d5	117	10.040	10.046	(1.000)	114319	100.000		
	67 chlorobenzene	112	Compound Not Detected.						
	68 ethyl benzene	91	Compound Not Detected.						
	70 p/m xylene	106	Compound Not Detected.						
	71 o xylene	106	Compound Not Detected.						
	72 styrene	104	Compound Not Detected.						
	73 bromoform	173	Compound Not Detected.						
	74 isopropylbenzene	105	Compound Not Detected.						
$	75 4-bromofluorobenzene	95	11.470	11.464	(0.907)	58808	85.3484	85.348	
	79 1,1,2,2,-tetrachloroethane	83	Compound Not Detected.						
	92 1,3-dichlorobenzene	146	Compound Not Detected.						
*	93 1,4-dichlorobenzene-d4	152	12.643	12.643	(1.000)	66462	100.000		
	94 1,4-dichlorobenzene	146	Compound Not Detected.						
	97 1,2-dichlorobenzene	146	Compound Not Detected.						
	99 1,2-dibromo-3-chloropropane	75	Compound Not Detected.						
	102 1,2,4-trichlorobenzene	180	Compound Not Detected.						
	104 1,2,3-trichlorobenzene	180	Compound Not Detected.						

Alpha Analytical Labs

gc/ms voa - VOA105

Data file : \\Orgserv2\ff\chem\GCMSVOA\Voa105.i\140920.b\0920A12.D
Lab Smp Id:
Inj Date : 20-SEP-2014 20:24
Operator : PD Inst ID: Voa105.i
Smp Info : l1421110-42,31,10,,a
Misc Info : wg723893,ical10058
Comment :
Method : \\Orgserv2\ff\chem\GCMSVOA\Voa105.i\140920.b\liq8260B.m
Meth Date : 20-Sep-2014 16:39 pduczmalew Quant Type: ISTD
Cal Date : 04-SEP-2014 00:38 Cal File: 0903A13.D
Als bottle: 12
Dil Factor: 1.00000
Integrator: HP RTE Compound Sublist: NJTCL.sub
Target Version: 4.12
Processing Host: VIRTUALXP-76524

- NO TENTATIVELY IDENTIFIED COMPOUNDS -

Alpha Analytical Labs

INTERNAL STANDARD COMPOUNDS
AREA AND RT SUMMARY

Instrument ID: Voa105.i
Lab File ID: 0920A12.D
Lab Smp Id:
Analysis Type: VOA
Quant Type: ISTD
Operator: PD
Method File: \\Orgserv2\ff\chem\GCMSVOA\Voa105.i\140920.b\liq8260B.m
Misc Info: wg723893,ical10058

Calibration Date: 20-SEP-2014
Calibration Time: 15:44
Level: LOW
Sample Type: WATER

Test Mode:
Use Last Continuing Calibrator.
If Continuing Cal. use Initial Cal. Level 3

		AREA LIMIT			
COMPOUND	STANDARD	LOWER	UPPER	SAMPLE	%DIFF
41 flourobenzene	193466	96733	386932	136294	-29.55
66 chlorobenzene-d5	174217	87109	348434	114319	-34.38
93 1,4-dichlorobenze	115996	57998	231992	66462	-42.70

		RT LIMIT			
COMPOUND	STANDARD	LOWER	UPPER	SAMPLE	%DIFF
41 flourobenzene	6.47	5.97	6.97	6.47	0.00
66 chlorobenzene-d5	10.05	9.55	10.55	10.04	-0.05
93 1,4-dichlorobenze	12.64	12.14	13.14	12.64	0.00

AREA UPPER LIMIT = +100% of internal standard area.
AREA LOWER LIMIT = - 50% of internal standard area.
RT UPPER LIMIT = + 0.50 minutes of internal standard RT.
RT LOWER LIMIT = - 0.50 minutes of internal standard RT.

Alpha Analytical Labs

RECOVERY REPORT

Client Name: Client SDG: SDGa00307
Sample Matrix: LIQUID Fraction: VOA
Lab Smp Id:
Level: LOW Operator: PD
Data Type: MS DATA SampleType: SAMPLE
SpikeList File: curveall.spk Quant Type: ISTD
Sublist File: NJTCL.sub
Method File: \\Orgserv2\ff\chem\GCMSVOA\Voa105.i\140920.b\liq8260B.m
Misc Info: wg723893,ical10058

SURROGATE COMPOUND	AMOUNT ADDED ngs	AMOUNT RECOVERED ngs	% RECOVERED	LIMITS
$ 32 dibromofluorometha	100.000	103.171	103.17	70-130
$ 38 1,2-dichloroethane	100.000	117.662	117.66	70-130
$ 53 toluene-d8	100.000	105.277	105.28	70-130
$ 75 4-bromofluorobenze	100.000	85.348	85.35	70-130

Data File: \\Orgserv2\ff\chem\GCMSVOA\Voa105.i\140920.b\0920A12.D
Date : 20-SEP-2014 20:24
Client ID:
Sample Info: 11421110-42,31,10,,a
Purge Volume: 10.0
Column phase:

Instrument: Voa105.i
Operator: PD
Column diameter: 0.18

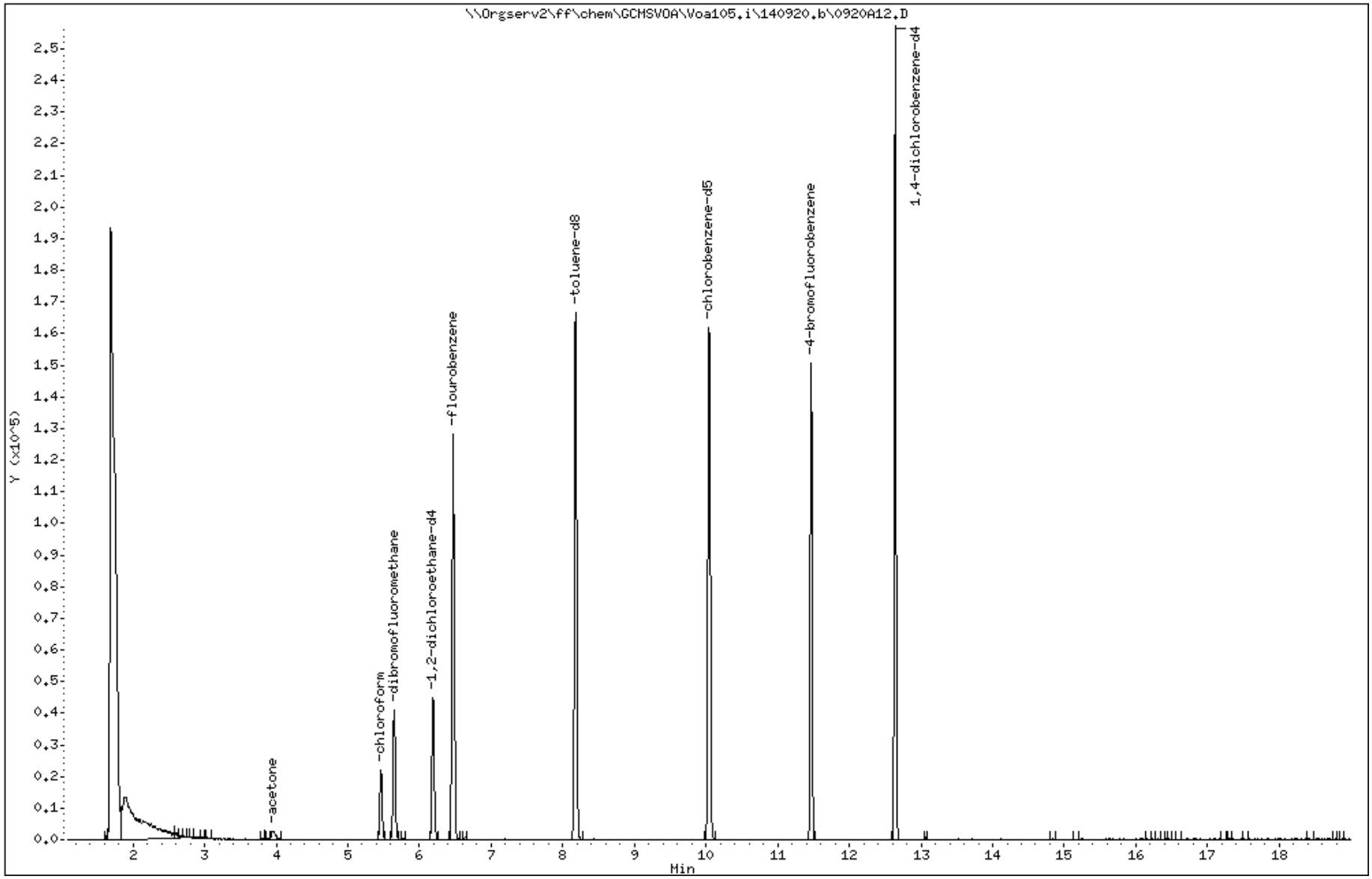

Data File: \\Orgserv2\ff\chem\GCMSVOA\Voa105.i\140920.b\0920A12.D

Date : 20-SEP-2014 20:24

Client ID:

Instrument: Voa105.i

Sample Info: l1421110-42,31,10,,a

Purge Volume: 10.0

Operator: PD

Column phase:

Column diameter: 0.18

13 acetone

Concentration: 117.890 ngs

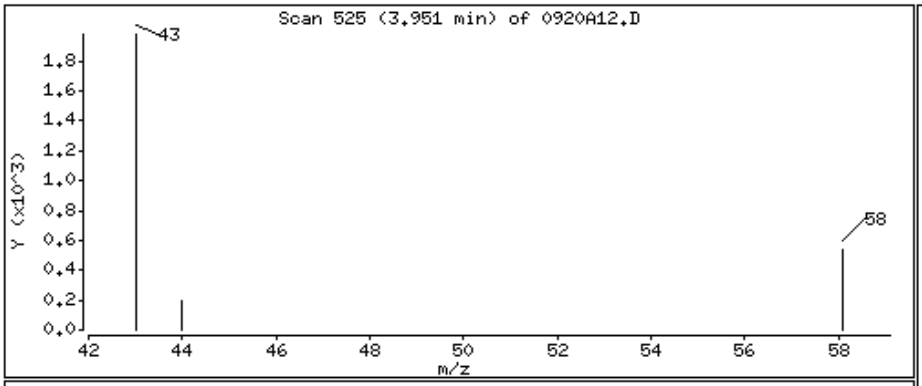

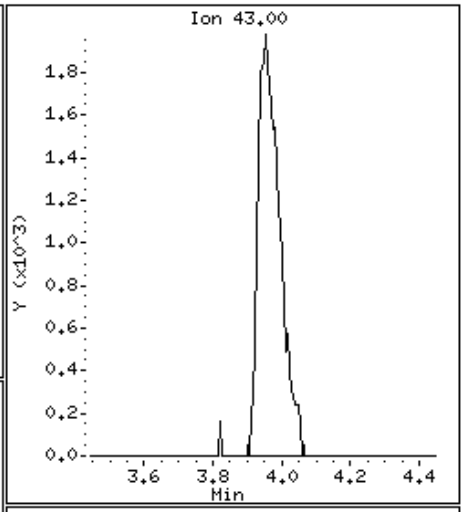

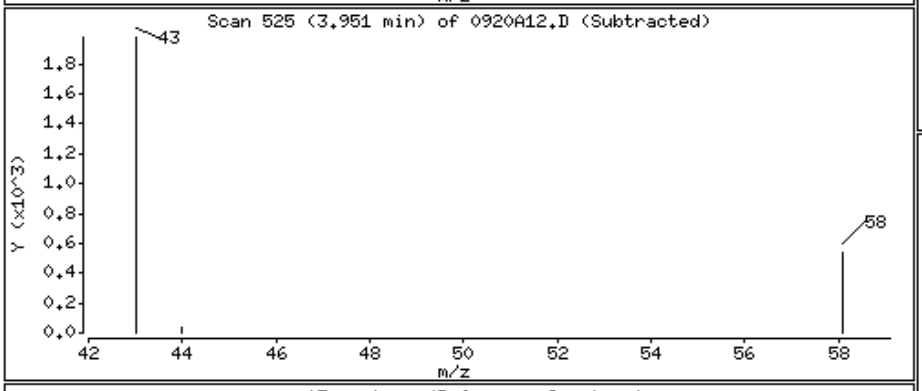

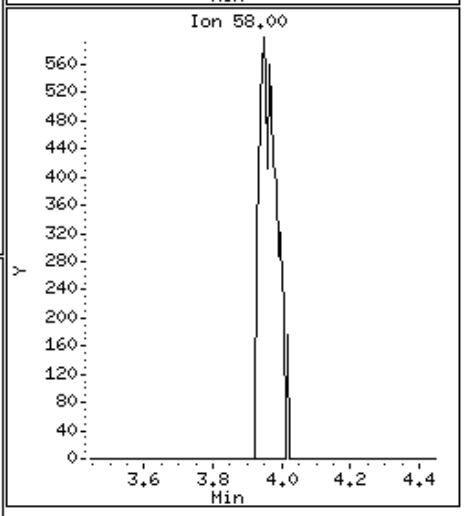

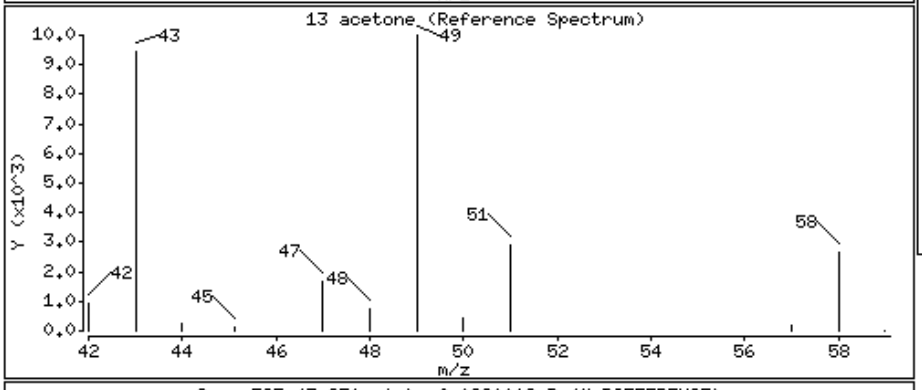

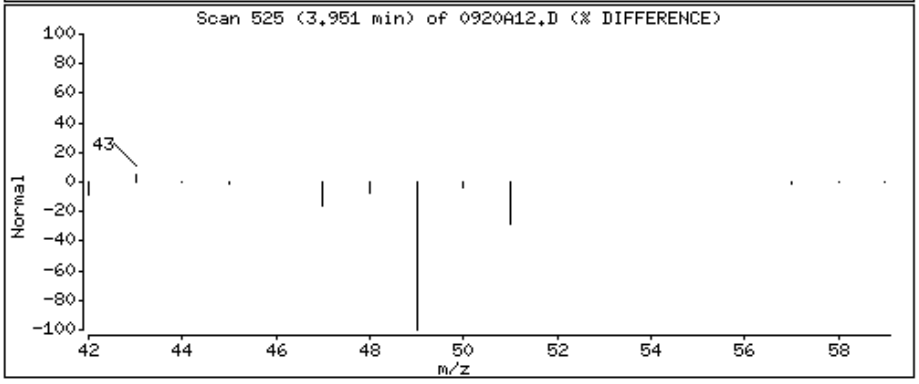

Data File: \\Orgserv2\ff\chem\GCMSVOA\Voa105.i\140920.b\0920A12.D

Date : 20-SEP-2014 20:24

Client ID:

Instrument: Voa105.i

Sample Info: l1421110-42,31,10,,a

Purge Volume: 10.0

Operator: PD

Column phase:

Column diameter: 0.18

28 chloroform

Concentration: 39.001 ngs

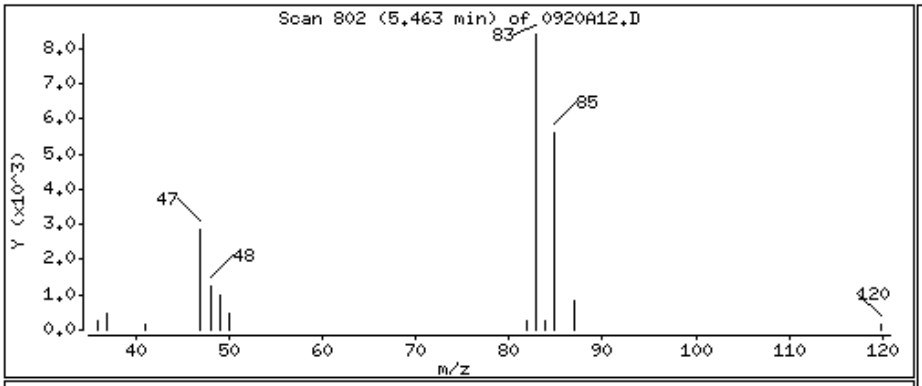

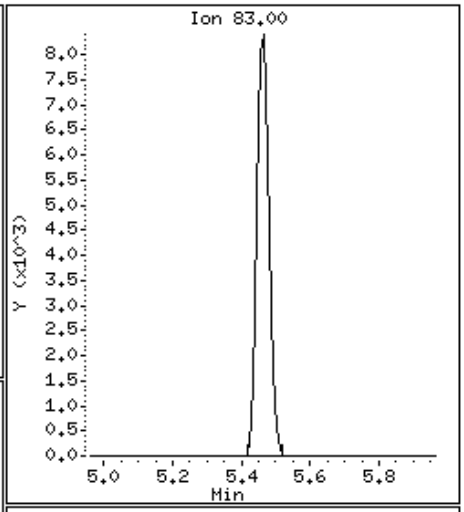

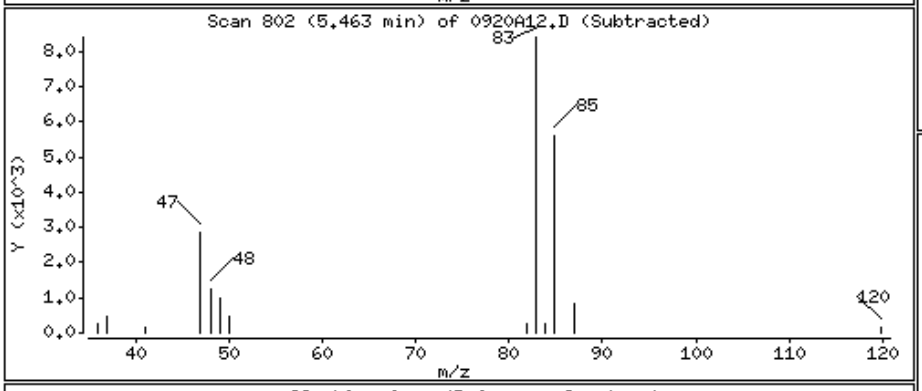

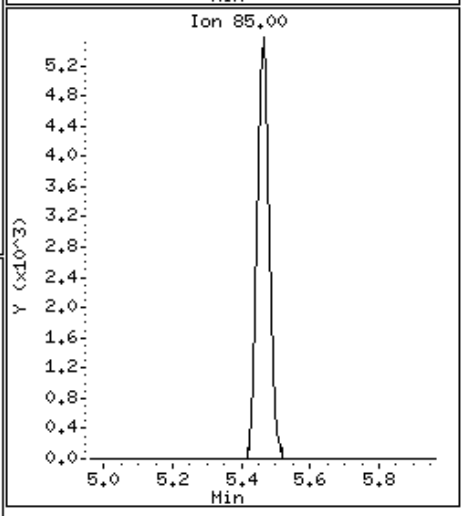

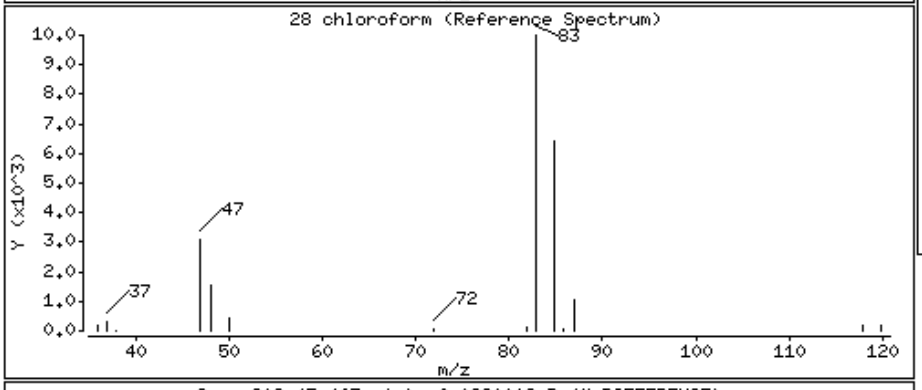

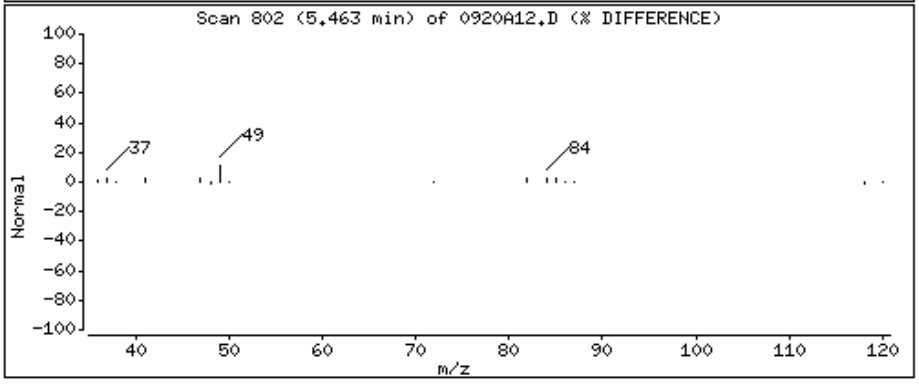

Alpha Analytical Labs

Manual Integration

Sample Info	: l1421110-42,31,10,,a wg723893,ical10058		
Instrument ID	: Voa105.i		
Method	: liq8260B.m		
File	: 0920A12.D		
Injection Date	: 20-SEP-2014 20:24		
Quantitation	: ISTD	Integrator :	HP RTE
Dilution Factor	: 1.00	Sample Type:	SAMPLE

This File has no version history.

//Orgserv2/ff/chem/GCMSVOA/Voa105.i/140920.b/original/0920A12.D

Alpha Analytical Labs

gc/ms voa - VOA105

Data file : \\Orgserv2\ff\chem\GCMSVOA\Voa105.i\140920.b\0920A13.D
Lab Smp Id:
Inj Date : 20-SEP-2014 20:52
Operator : PD Inst ID: Voa105.i
Smp Info : l1421110-43,31,10,,a
Misc Info : wg723893,ical10058
Comment :
Method : \\Orgserv2\ff\chem\GCMSVOA\Voa105.i\140920.b\liq8260B.m
Meth Date : 20-Sep-2014 16:39 pduczmalew Quant Type: ISTD
Cal Date : 04-SEP-2014 00:38 Cal File: 0903A13.D
Als bottle: 13
Dil Factor: 1.00000
Integrator: HP RTE Compound Sublist: NJTCL.sub
Target Version: 4.12
Processing Host: VIRTUALXP-76524

Concentration Formula: Amt * DF * CpndVariable
Cpnd Variable Local Compound Variable

			QUANT SIG					CONCENTRATIONS ON-COLUMN	FINAL	
		Compounds	MASS	RT	EXP RT	REL RT	RESPONSE	(ngs)	(ngs)	REVIEW CODE
	1	dichlorodifluoromethane	85	Compound Not Detected.						
	2	chloromethane	50	Compound Not Detected.						
	3	vinyl chloride	62	Compound Not Detected.						
	4	bromomethane	94	Compound Not Detected.						
	5	chloroethane	64	Compound Not Detected.						
	6	trichlorofluoromethane	101	Compound Not Detected.						
	8	1,1,-dichloroethene	96	Compound Not Detected.						
	9	carbon disulfide	76	Compound Not Detected.						
	10	freon-113	101	Compound Not Detected.						
	11	methylene chloride	84	Compound Not Detected.						
	13	acetone	43	3.951	3.945	(0.611)	7337	109.448	109.448	
	14	trans-1,2-dichloroethene	96	Compound Not Detected.						
	15	Methyl Acetate	43	Compound Not Detected.						
	16	methyl tert butyl ether	73	Compound Not Detected.						
	19	1,1-dichloroethane	63	Compound Not Detected.						
	24	cis-1,2-dichloroethene	96	5.195	5.195	(0.803)	7522	21.2973	21.297	
	27	bromochloromethane	128	Compound Not Detected.						
	26	Cyclohexane	56	Compound Not Detected.						
	28	chloroform	83	5.462	5.462	(0.844)	12075	26.2222	26.222	
	30	carbontetrachloride	117	Compound Not Detected.						
$	32	dibromofluoromethane	113	5.642	5.648	(0.872)	30183	103.895	103.895	
	33	1,1,1-trichloroethane	97	Compound Not Detected.						
	34	2-butanone	43	Compound Not Detected.						
	36	benzene	78	Compound Not Detected.						
$	38	1,2-dichloroethane-d4	65	6.188	6.188	(0.956)	31876	114.826	114.826	
	39	1,2-dichloroethane	62	Compound Not Detected.						
*	41	flourobenzene	96	6.472	6.472	(1.000)	129136	100.000		
	42	methyl cyclohexane	83	Compound Not Detected.						

	Compounds	QUANT SIG MASS	RT	EXP RT	REL RT	RESPONSE	CONCENTRATIONS ON-COLUMN (ngs)	CONCENTRATIONS FINAL (ngs)	REVIEW CODE
	43 trichloroethene	95	6.646	6.646	(1.027)	8615	25.9562	25.956	
	46 1,2-dichloropropane	63	Compound Not Detected.						
	47 bromodichloromethane	83	Compound Not Detected.						
	49 1,4-Dioxane	88	Compound Not Detected.						
	52 cis-1,3-dichloropropene	75	Compound Not Detected.						
$	53 toluene-d8	98	8.180	8.180	(0.815)	127476	104.807	104.806	
	54 toluene	92	Compound Not Detected.						
	56 4-methyl-2-pentanone	58	Compound Not Detected.						
	55 tetrachloroethene	166	8.682	8.682	(0.865)	366533	1094.62	1094.618(A)	
	57 trans-1,3-dichloropropene	75	Compound Not Detected.						
	60 1,1,2-trichloroethane	83	Compound Not Detected.						
	61 chlorodibromomethane	129	Compound Not Detected.						
	64 1,2-dibromoethane	107	Compound Not Detected.						
	65 2-hexanone	43	Compound Not Detected.						
*	66 chlorobenzene-d5	117	10.040	10.046	(1.000)	109828	100.000		
	67 chlorobenzene	112	Compound Not Detected.						
	68 ethyl benzene	91	Compound Not Detected.						
	70 p/m xylene	106	Compound Not Detected.						
	71 o xylene	106	Compound Not Detected.						
	72 styrene	104	Compound Not Detected.						
	73 bromoform	173	Compound Not Detected.						
	74 isopropylbenzene	105	Compound Not Detected.						
$	75 4-bromofluorobenzene	95	11.470	11.464	(0.907)	56011	85.2702	85.270	
	79 1,1,2,2,-tetrachloroethane	83	Compound Not Detected.						
	92 1,3-dichlorobenzene	146	Compound Not Detected.						
*	93 1,4-dichlorobenzene-d4	152	12.643	12.643	(1.000)	63359	100.000		
	94 1,4-dichlorobenzene	146	Compound Not Detected.						
	97 1,2-dichlorobenzene	146	Compound Not Detected.						
	99 1,2-dibromo-3-chloropropane	75	Compound Not Detected.						
	102 1,2,4-trichlorobenzene	180	Compound Not Detected.						
	104 1,2,3-trichlorobenzene	180	Compound Not Detected.						

QC Flag Legend

A - Target compound detected but, quantitated amount exceeded maximum amount.

Alpha Analytical Labs

gc/ms voa - VOA105

Data file : \\Orgserv2\ff\chem\GCMSVOA\Voa105.i\140920.b\0920A13.D
Lab Smp Id:
Inj Date : 20-SEP-2014 20:52
Operator : PD Inst ID: Voa105.i
Smp Info : l1421110-43,31,10,,a
Misc Info : wg723893,ical10058
Comment :
Method : \\Orgserv2\ff\chem\GCMSVOA\Voa105.i\140920.b\liq8260B.m
Meth Date : 20-Sep-2014 16:39 pduczmalew Quant Type: ISTD
Cal Date : 04-SEP-2014 00:38 Cal File: 0903A13.D
Als bottle: 13
Dil Factor: 1.00000
Integrator: HP RTE Compound Sublist: NJTCL.sub
Target Version: 4.12
Processing Host: VIRTUALXP-76524

- NO TENTATIVELY IDENTIFIED COMPOUNDS -

Alpha Analytical Labs

INTERNAL STANDARD COMPOUNDS
AREA AND RT SUMMARY

Instrument ID: Voa105.i
Lab File ID: 0920A13.D
Lab Smp Id:
Analysis Type: VOA
Quant Type: ISTD
Operator: PD
Method File: \\Orgserv2\ff\chem\GCMSVOA\Voa105.i\140920.b\liq8260B.m
Misc Info: wg723893,ical10058

Calibration Date: 20-SEP-2014
Calibration Time: 15:44
Level: LOW
Sample Type: WATER

Test Mode:
Use Last Continuing Calibrator.
If Continuing Cal. use Initial Cal. Level 3

COMPOUND	STANDARD	AREA LIMIT LOWER	AREA LIMIT UPPER	SAMPLE	%DIFF
41 flourobenzene	193466	96733	386932	129136	-33.25
66 chlorobenzene-d5	174217	87109	348434	109828	-36.96
93 1,4-dichlorobenze	115996	57998	231992	63359	-45.38

COMPOUND	STANDARD	RT LIMIT LOWER	RT LIMIT UPPER	SAMPLE	%DIFF
41 flourobenzene	6.47	5.97	6.97	6.47	0.00
66 chlorobenzene-d5	10.05	9.55	10.55	10.04	-0.05
93 1,4-dichlorobenze	12.64	12.14	13.14	12.64	0.00

AREA UPPER LIMIT = +100% of internal standard area.
AREA LOWER LIMIT = - 50% of internal standard area.
RT UPPER LIMIT = + 0.50 minutes of internal standard RT.
RT LOWER LIMIT = - 0.50 minutes of internal standard RT.

Alpha Analytical Labs

RECOVERY REPORT

Client Name: Client SDG: SDGa00307
Sample Matrix: LIQUID Fraction: VOA
Lab Smp Id:
Level: LOW Operator: PD
Data Type: MS DATA SampleType: SAMPLE
SpikeList File: curveall.spk Quant Type: ISTD
Sublist File: NJTCL.sub
Method File: \\Orgserv2\ff\chem\GCMSVOA\Voa105.i\140920.b\liq8260B.m
Misc Info: wg723893,ical10058

SURROGATE COMPOUND	AMOUNT ADDED ngs	AMOUNT RECOVERED ngs	% RECOVERED	LIMITS
$ 32 dibromofluorometha	100.000	103.895	103.90	70-130
$ 38 1,2-dichloroethane	100.000	114.826	114.83	70-130
$ 53 toluene-d8	100.000	104.806	104.81	70-130
$ 75 4-bromofluorobenze	100.000	85.270	85.27	70-130

Data File: \\Orgserv2\ff\chem\GCMSVOA\Voa105.i\140920.b\0920A13.D
Date : 20-SEP-2014 20:52
Client ID:
Sample Info: 11421110-43,31,10,,a
Purge Volume: 10.0
Column phase:

Instrument: Voa105.i
Operator: PD
Column diameter: 0.18

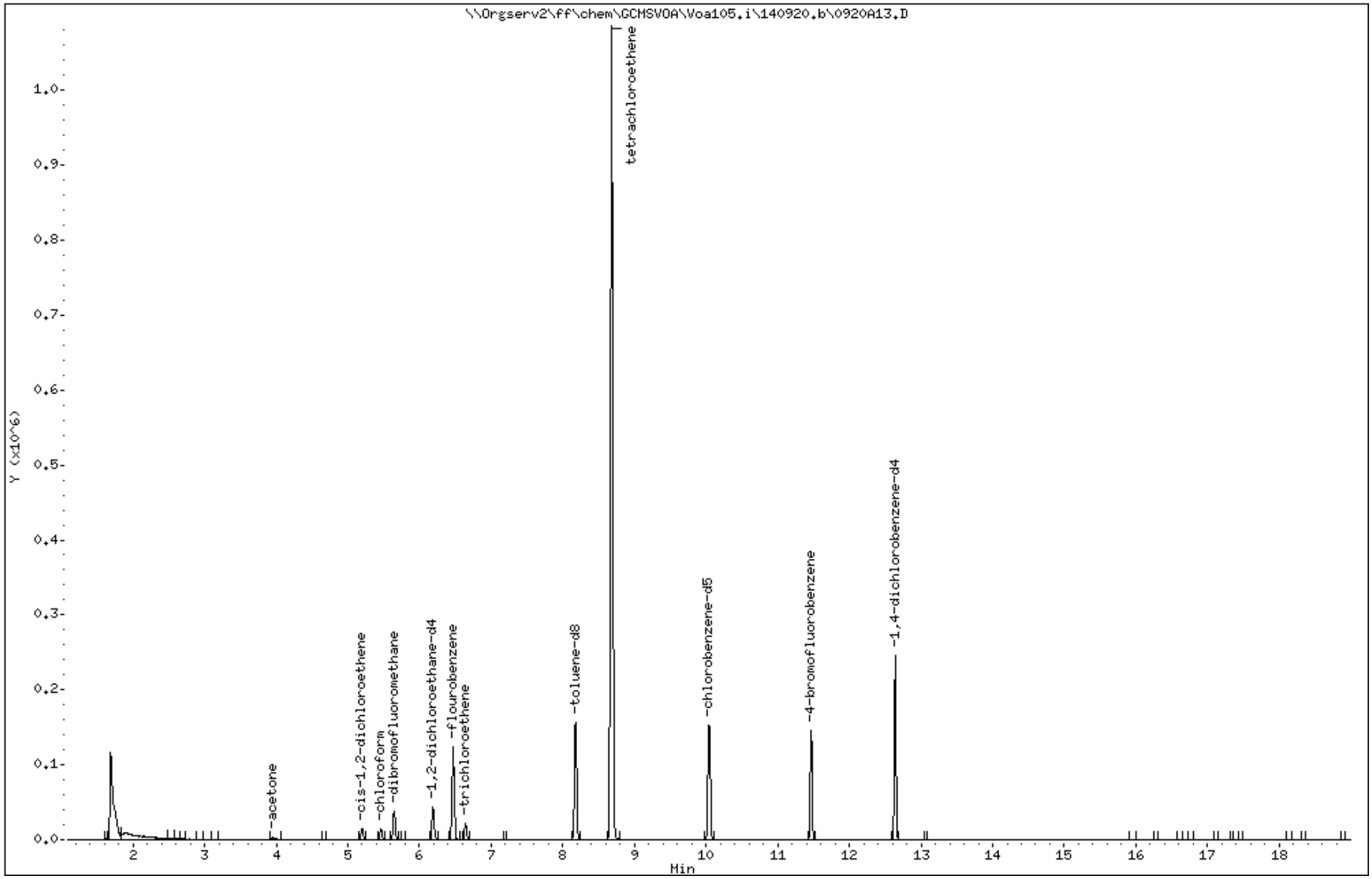

Data File: \\Orgserv2\ff\chem\GCMSVOA\Voa105.i\140920.b\0920A13.D

Date : 20-SEP-2014 20:52

Client ID:

Instrument: Voa105.i

Sample Info: l1421110-43,31,10,,a

Purge Volume: 10.0

Operator: PD

Column phase:

Column diameter: 0.18

13 acetone

Concentration: 109.448 ngs

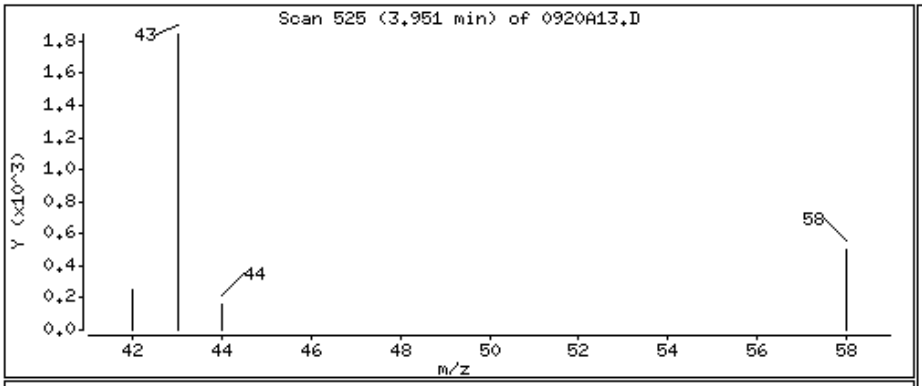

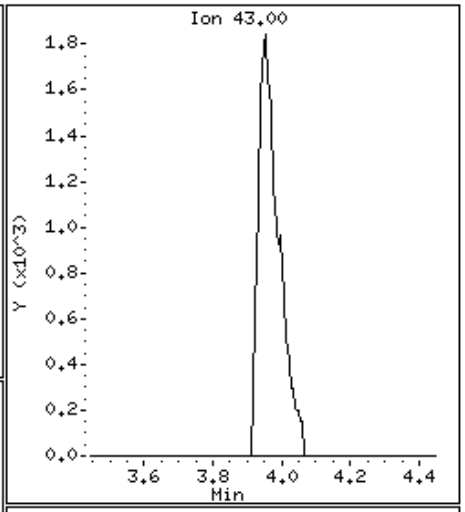

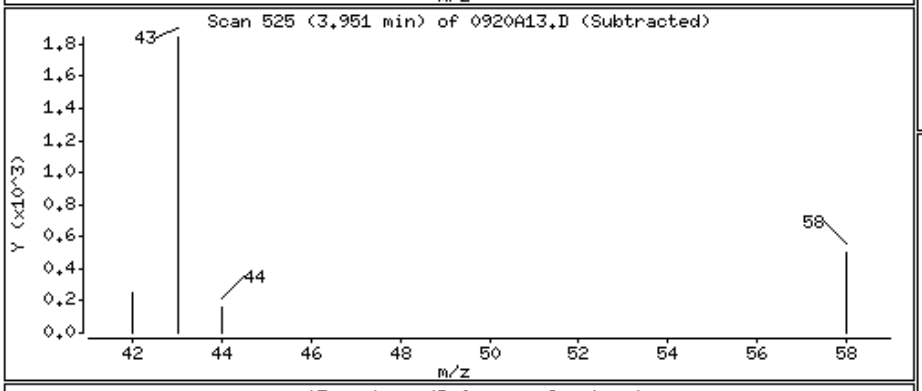

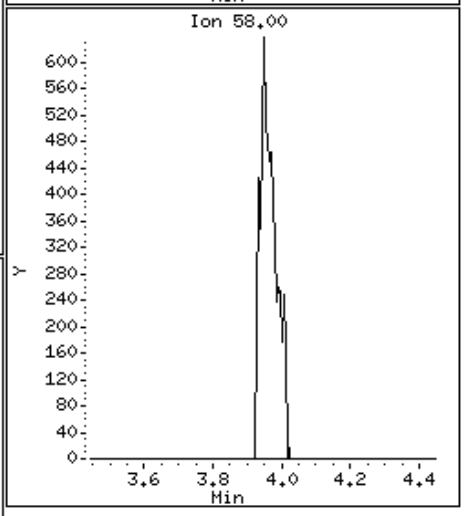

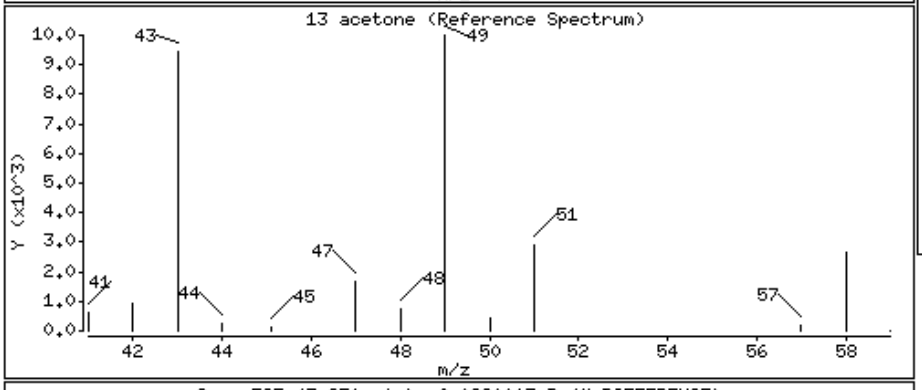

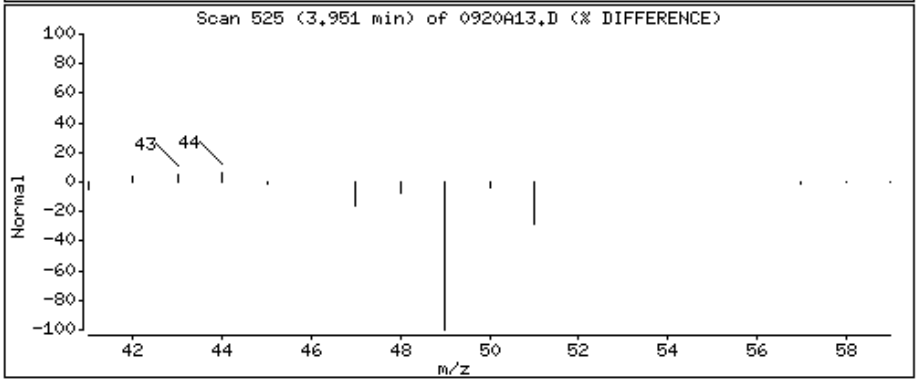

Data File: \\Orgserv2\ff\chem\GCMSVOA\Voa105.i\140920.b\0920A13.D

Date : 20-SEP-2014 20:52

Client ID:

Instrument: Voa105.i

Sample Info: l1421110-43,31,10,,a

Purge Volume: 10.0

Operator: PD

Column phase:

Column diameter: 0.18

24 cis-1,2-dichloroethene

Concentration: 21.297 ngs

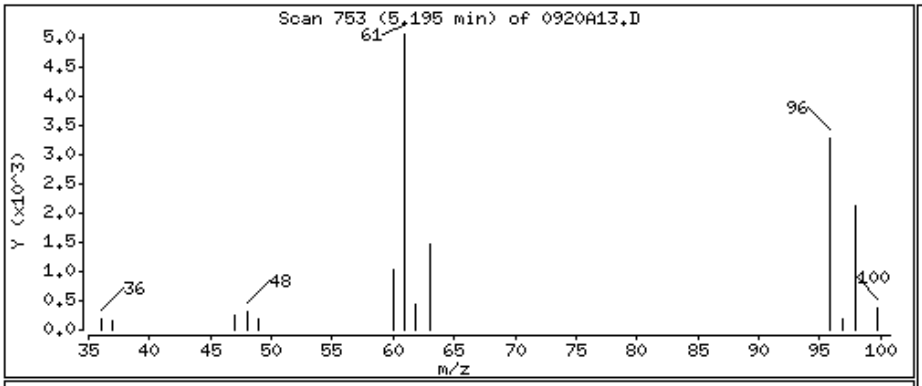

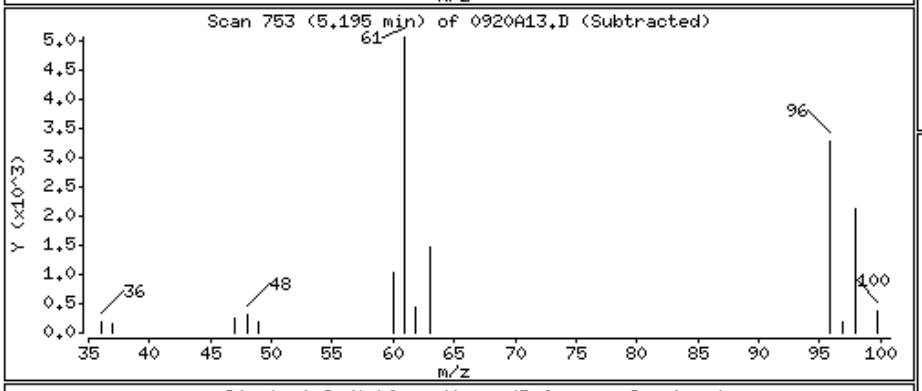

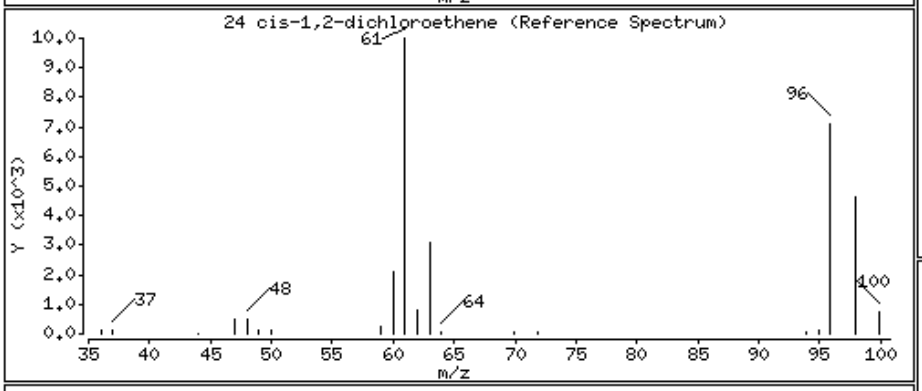

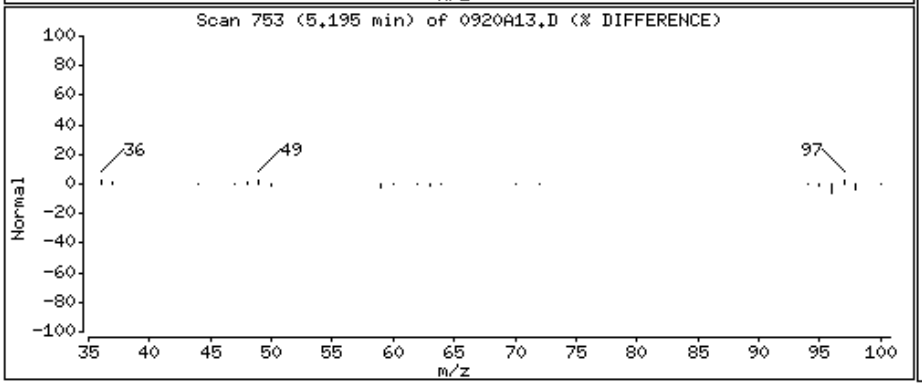

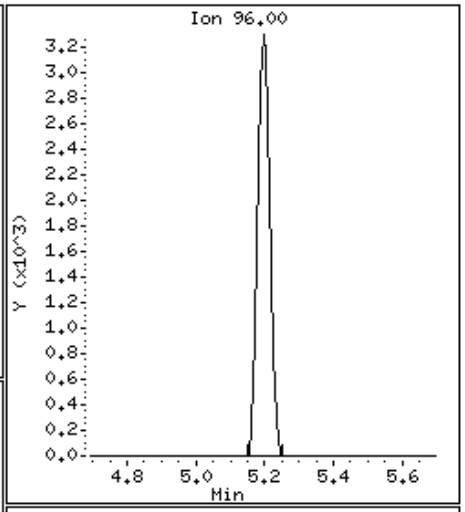

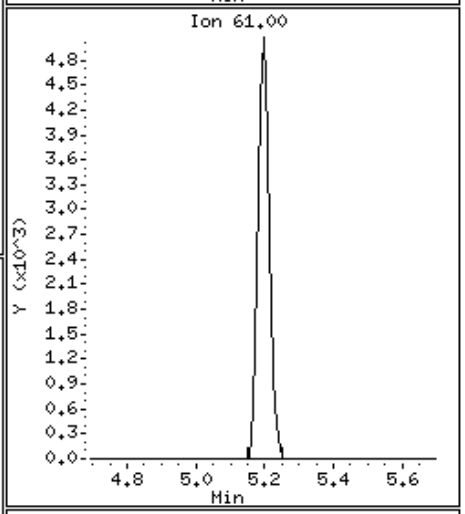

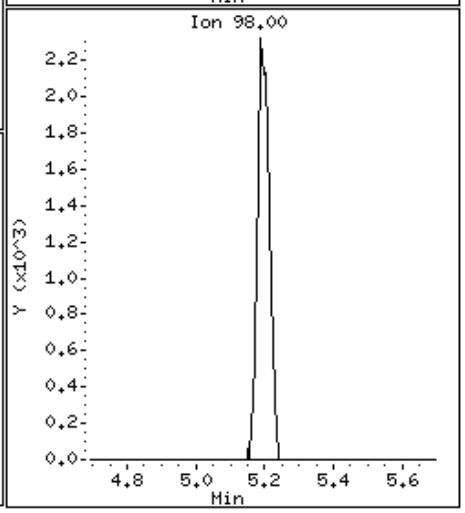

Data File: \\Orgserv2\ff\chem\GCMSVOA\Voa105.i\140920.b\0920A13.D

Date : 20-SEP-2014 20:52

Client ID:

Instrument: Voa105.i

Sample Info: l1421110-43,31,10,,a

Purge Volume: 10.0

Operator: PD

Column phase:

Column diameter: 0.18

28 chloroform

Concentration: 26.222 ngs

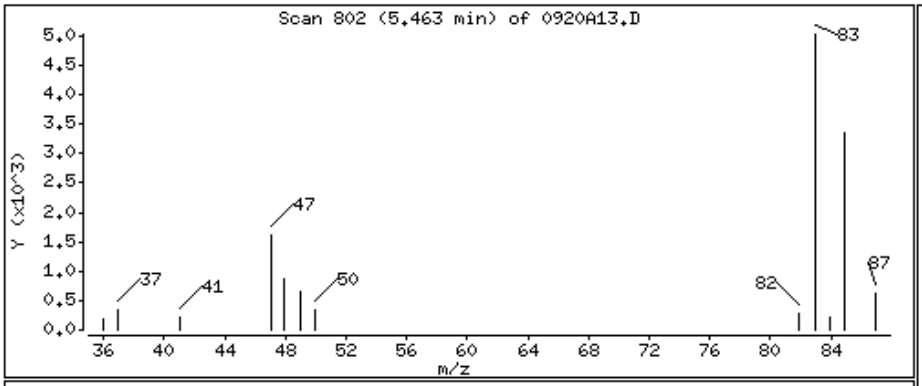

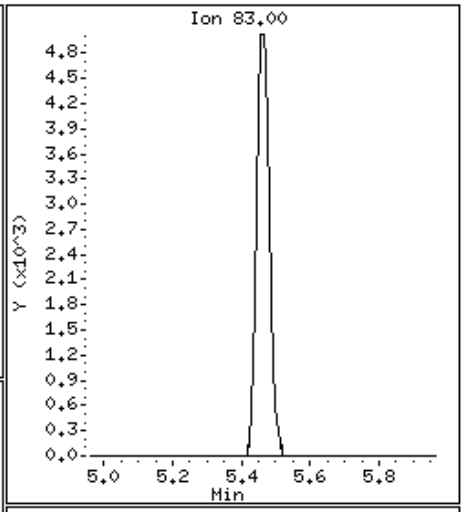

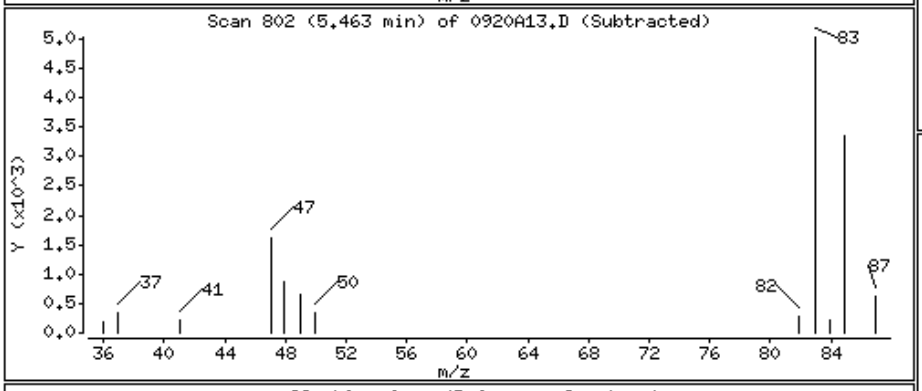

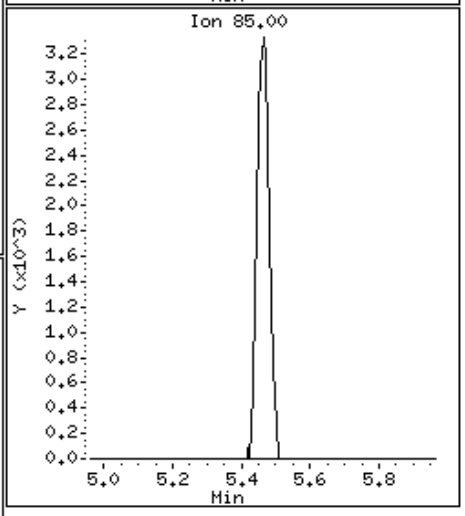

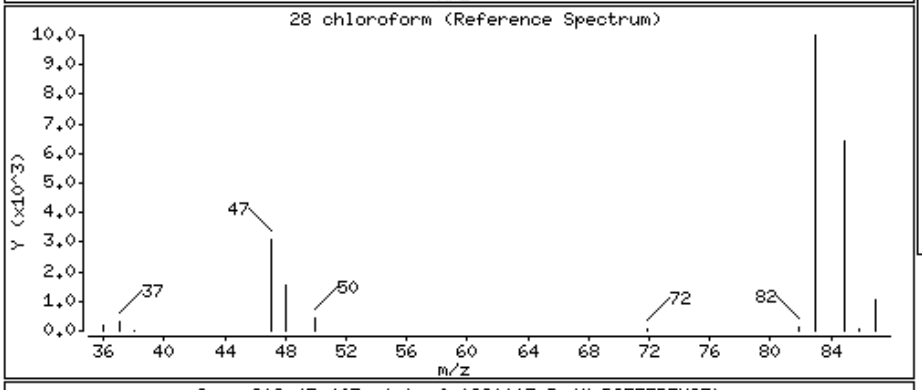

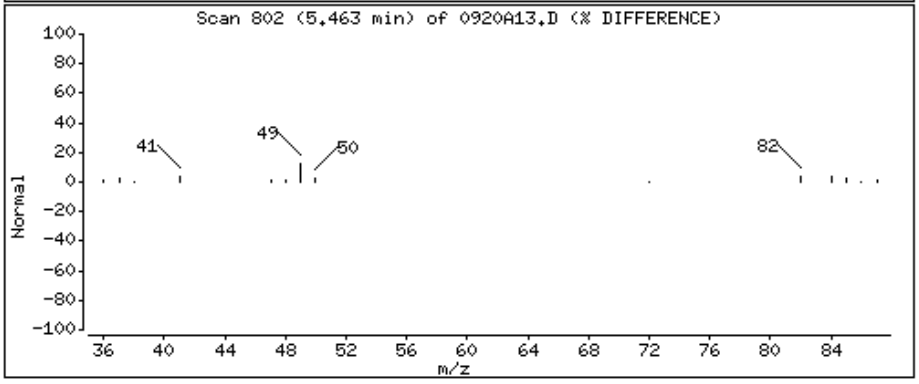

Data File: \\Orgserv2\ff\chem\GCMSVOA\Voa105.i\140920.b\0920A13.D

Date : 20-SEP-2014 20:52

Client ID:

Instrument: Voa105.i

Sample Info: l1421110-43,31,10,,a

Purge Volume: 10.0

Operator: PD

Column phase:

Column diameter: 0.18

43 trichloroethene

Concentration: 25.956 ngs

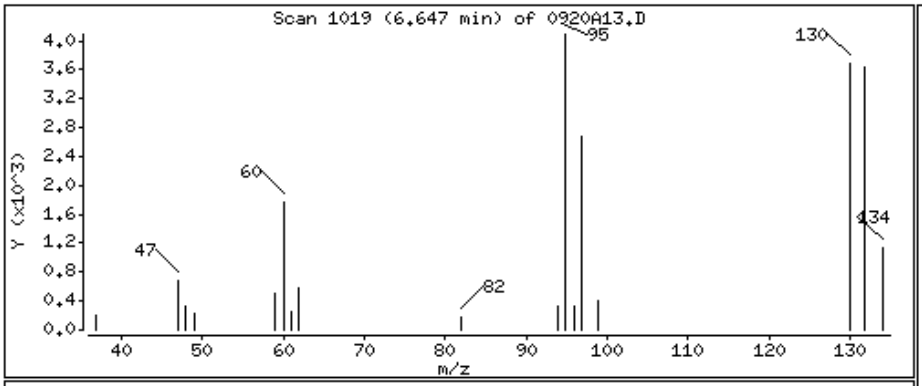

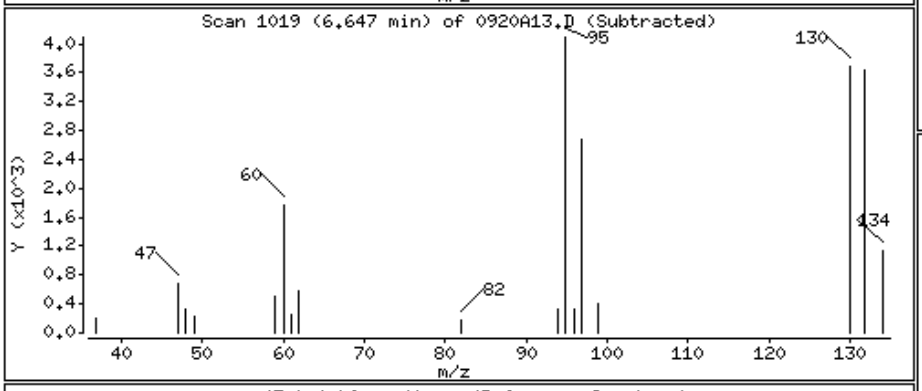

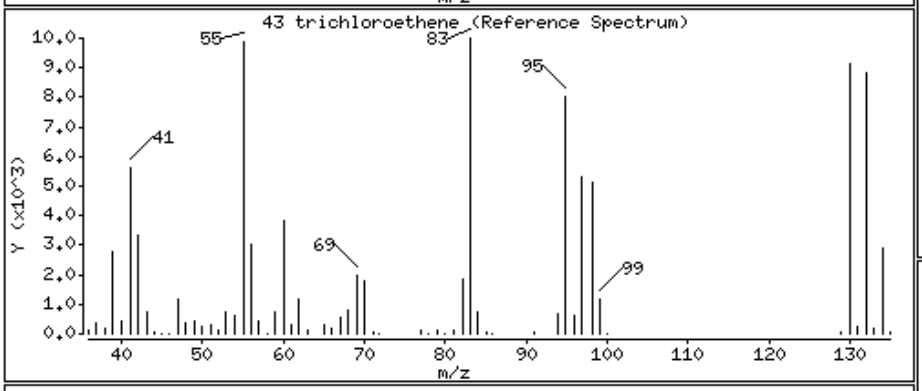

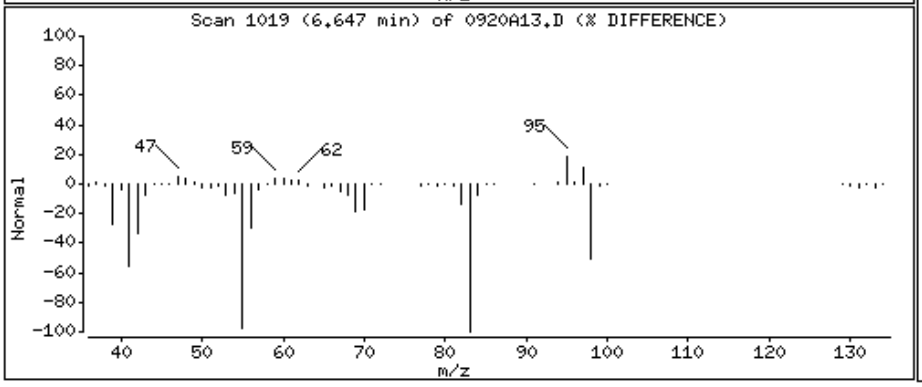

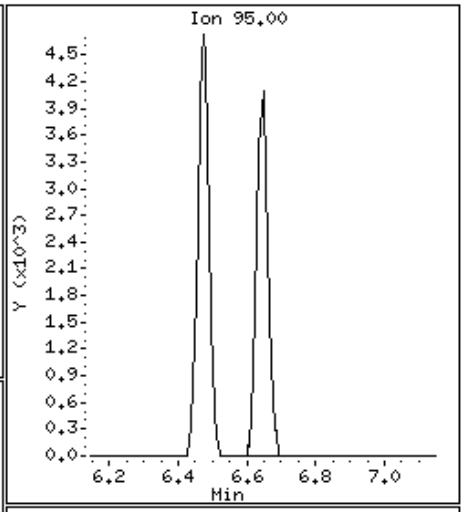

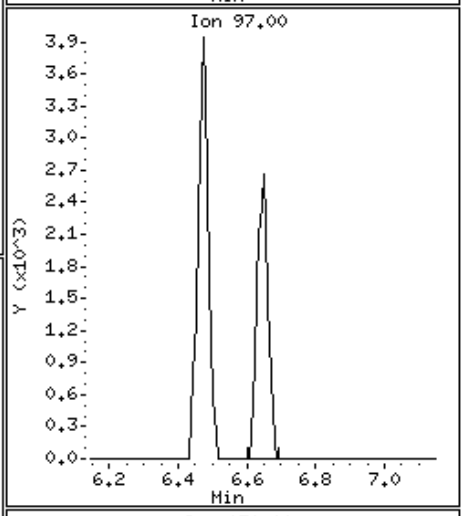

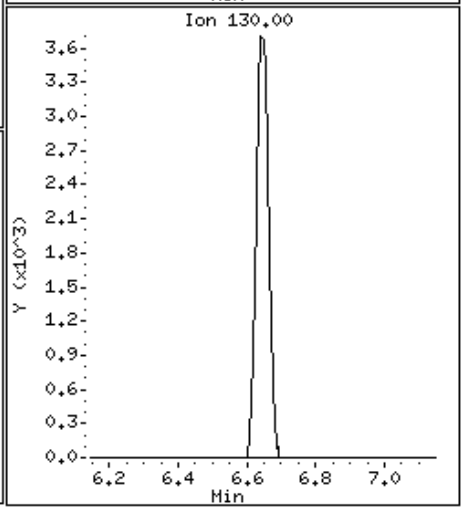

Data File: \\Orgserv2\ff\chem\GCMSVOA\Voa105.i\140920.b\0920A13.D

Date : 20-SEP-2014 20:52

Client ID:

Instrument: Voa105.i

Sample Info: l1421110-43,31,10,,a

Purge Volume: 10.0

Operator: PD

Column phase:

Column diameter: 0.18

55 tetrachloroethene

Concentration: 1094.618 ngs

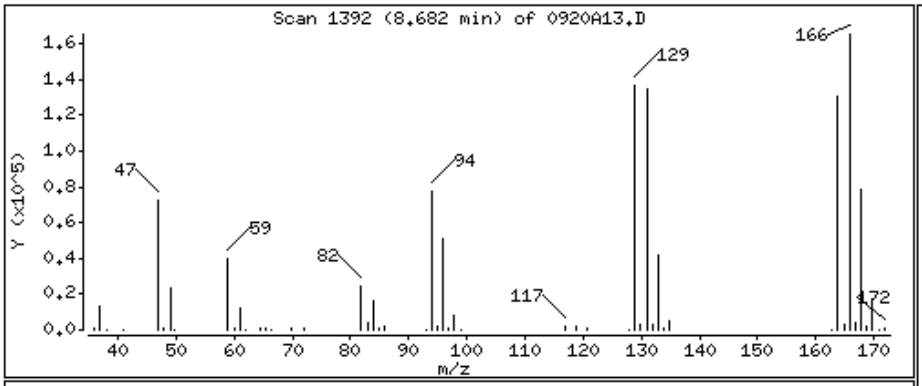

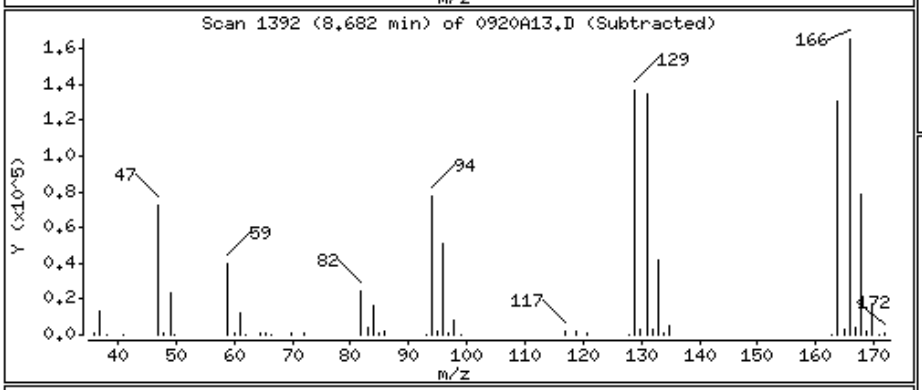

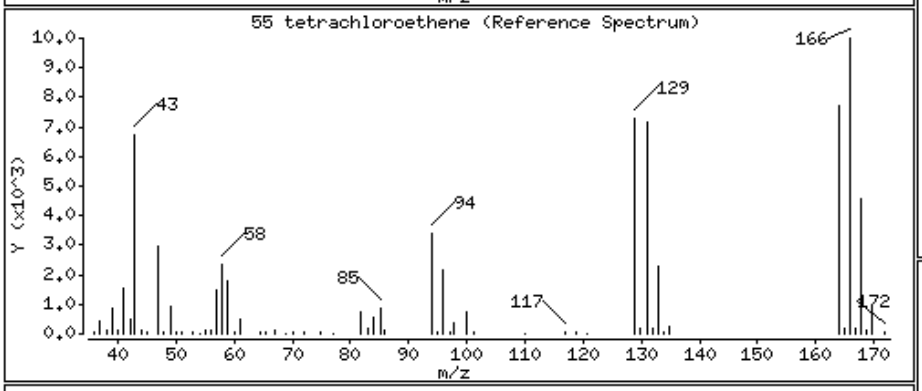

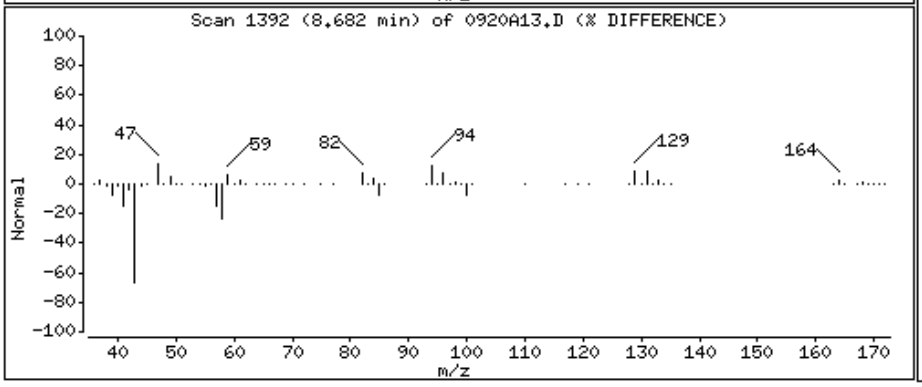

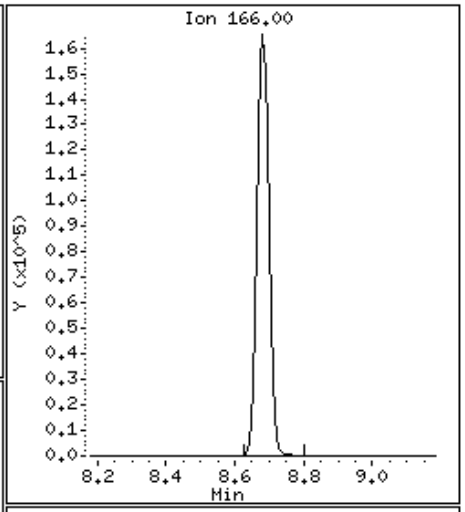

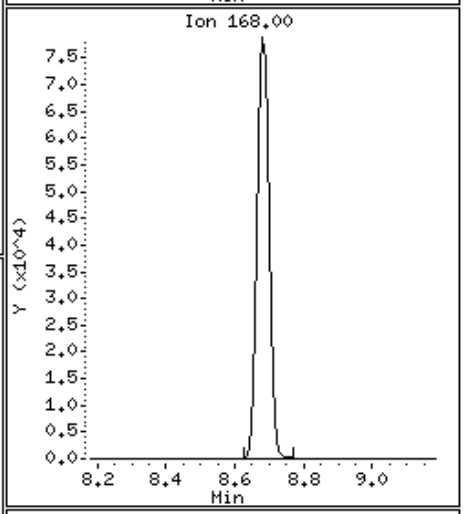

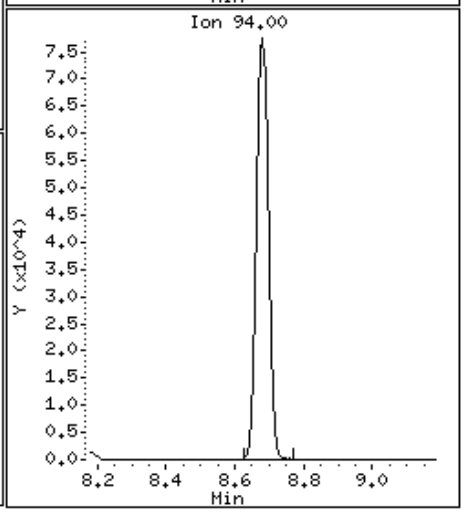

Alpha Analytical Labs

Manual Integration

Sample Info	: l1421110-43,31,10,,a wg723893,ical10058		
Instrument ID	: Voa105.i		
Method	: liq8260B.m		
File	: 0920A13.D		
Injection Date	: 20-SEP-2014 20:52		
Quantitation	: ISTD	Integrator :	HP RTE
Dilution Factor	: 1.00	Sample Type:	SAMPLE

This File has no version history.

//Orgserv2/ff/chem/GCMSVOA/Voa105.i/140920.b/original/0920A13.D

Alpha Analytical Labs

gc/ms voa - VOA105

Data file : \\Orgserv2\ff\chem\GCMSVOA\Voa105.i\140920.b\0920A14.D
Lab Smp Id:
Inj Date : 20-SEP-2014 21:19
Operator : PD Inst ID: Voa105.i
Smp Info : l1421110-44,31,10,,a
Misc Info : wg723893,ical10058
Comment :
Method : \\Orgserv2\ff\chem\GCMSVOA\Voa105.i\140920.b\liq8260B.m
Meth Date : 20-Sep-2014 16:39 pduczmalew Quant Type: ISTD
Cal Date : 04-SEP-2014 00:38 Cal File: 0903A13.D
Als bottle: 14
Dil Factor: 1.00000
Integrator: HP RTE Compound Sublist: NJTCL.sub
Target Version: 4.12
Processing Host: VIRTUALXP-76524

Concentration Formula: Amt * DF * CpndVariable
Cpnd Variable Local Compound Variable

	Compounds	QUANT SIG MASS	RT	EXP RT	REL RT	RESPONSE	CONCENTRATIONS ON-COLUMN (ngs)	FINAL (ngs)	REVIEW CODE
1	dichlorodifluoromethane	85	Compound Not Detected.						
2	chloromethane	50	Compound Not Detected.						
3	vinyl chloride	62	Compound Not Detected.						
4	bromomethane	94	Compound Not Detected.						
5	chloroethane	64	Compound Not Detected.						
6	trichlorofluoromethane	101	Compound Not Detected.						
8	1,1,-dichloroethene	96	Compound Not Detected.						
9	carbon disulfide	76	Compound Not Detected.						
10	freon-113	101	Compound Not Detected.						
11	methylene chloride	84	Compound Not Detected.						
13	acetone	43	3.951	3.945	(0.611)	6684	104.445	104.445	
14	trans-1,2-dichloroethene	96	Compound Not Detected.						
15	Methyl Acetate	43	Compound Not Detected.						
16	methyl tert butyl ether	73	Compound Not Detected.						
19	1,1-dichloroethane	63	Compound Not Detected.						
24	cis-1,2-dichloroethene	96	5.195	5.195	(0.803)	3463	10.2708	10.270	
27	bromochloromethane	128	Compound Not Detected.						
26	Cyclohexane	56	Compound Not Detected.						
28	chloroform	83	5.462	5.462	(0.844)	7335	16.6857	16.685	
30	carbontetrachloride	117	Compound Not Detected.						
$ 32	dibromofluoromethane	113	5.642	5.648	(0.872)	28320	102.115	102.114	
33	1,1,1-trichloroethane	97	Compound Not Detected.						
34	2-butanone	43	Compound Not Detected.						
36	benzene	78	Compound Not Detected.						
$ 38	1,2-dichloroethane-d4	65	6.188	6.188	(0.956)	31070	117.241	117.241	
39	1,2-dichloroethane	62	Compound Not Detected.						
* 41	flourobenzene	96	6.472	6.472	(1.000)	123278	100.000		
42	methyl cyclohexane	83	Compound Not Detected.						

	Compounds	QUANT SIG MASS	RT	EXP RT	REL RT	RESPONSE	CONCENTRATIONS ON-COLUMN (ngs)	CONCENTRATIONS FINAL (ngs)	REVIEW CODE
	43 trichloroethene	95	6.641	6.646	(1.026)	8622	27.2117	27.211	
	46 1,2-dichloropropane	63	Compound Not Detected.						
	47 bromodichloromethane	83	Compound Not Detected.						
	49 1,4-Dioxane	88	Compound Not Detected.						
	52 cis-1,3-dichloropropene	75	Compound Not Detected.						
$	53 toluene-d8	98	8.179	8.180	(0.815)	122220	105.432	105.431	
	54 toluene	92	Compound Not Detected.						
	56 4-methyl-2-pentanone	58	Compound Not Detected.						
	55 tetrachloroethene	166	8.681	8.682	(0.865)	207324	649.635	649.634	
	57 trans-1,3-dichloropropene	75	Compound Not Detected.						
	60 1,1,2-trichloroethane	83	Compound Not Detected.						
	61 chlorodibromomethane	129	Compound Not Detected.						
	64 1,2-dibromoethane	107	Compound Not Detected.						
	65 2-hexanone	43	Compound Not Detected.						
*	66 chlorobenzene-d5	117	10.040	10.046	(1.000)	104675	100.000		
	67 chlorobenzene	112	Compound Not Detected.						
	68 ethyl benzene	91	Compound Not Detected.						
	70 p/m xylene	106	Compound Not Detected.						
	71 o xylene	106	Compound Not Detected.						
	72 styrene	104	Compound Not Detected.						
	73 bromoform	173	Compound Not Detected.						
	74 isopropylbenzene	105	Compound Not Detected.						
$	75 4-bromofluorobenzene	95	11.470	11.464	(0.907)	54263	84.4852	84.485	
	79 1,1,2,2,-tetrachloroethane	83	Compound Not Detected.						
	92 1,3-dichlorobenzene	146	Compound Not Detected.						
*	93 1,4-dichlorobenzene-d4	152	12.643	12.643	(1.000)	61952	100.000		
	94 1,4-dichlorobenzene	146	Compound Not Detected.						
	97 1,2-dichlorobenzene	146	Compound Not Detected.						
	99 1,2-dibromo-3-chloropropane	75	Compound Not Detected.						
	102 1,2,4-trichlorobenzene	180	Compound Not Detected.						
	104 1,2,3-trichlorobenzene	180	Compound Not Detected.						

Alpha Analytical Labs

gc/ms voa - VOA105

Data file : \\Orgserv2\ff\chem\GCMSVOA\Voa105.i\140920.b\0920A14.D
Lab Smp Id:
Inj Date : 20-SEP-2014 21:19
Operator : PD Inst ID: Voa105.i
Smp Info : l1421110-44,31,10,,a
Misc Info : wg723893,ical10058
Comment :
Method : \\Orgserv2\ff\chem\GCMSVOA\Voa105.i\140920.b\liq8260B.m
Meth Date : 20-Sep-2014 16:39 pduczmalew Quant Type: ISTD
Cal Date : 04-SEP-2014 00:38 Cal File: 0903A13.D
Als bottle: 14
Dil Factor: 1.00000
Integrator: HP RTE Compound Sublist: NJTCL.sub
Target Version: 4.12
Processing Host: VIRTUALXP-76524

- NO TENTATIVELY IDENTIFIED COMPOUNDS -

Alpha Analytical Labs

INTERNAL STANDARD COMPOUNDS
AREA AND RT SUMMARY

Instrument ID: Voa105.i
Lab File ID: 0920A14.D
Lab Smp Id:
Analysis Type: VOA
Quant Type: ISTD
Operator: PD
Method File: \\Orgserv2\ff\chem\GCMSVOA\Voa105.i\140920.b\liq8260B.m
Misc Info: wg723893,ical10058

Calibration Date: 20-SEP-2014
Calibration Time: 15:44
Level: LOW
Sample Type: WATER

Test Mode:
Use Last Continuing Calibrator.
If Continuing Cal. use Initial Cal. Level 3

		AREA LIMIT			
COMPOUND	STANDARD	LOWER	UPPER	SAMPLE	%DIFF
41 flourobenzene	193466	96733	386932	123278	-36.28
66 chlorobenzene-d5	174217	87109	348434	104675	-39.92
93 1,4-dichlorobenze	115996	57998	231992	61952	-46.59

		RT LIMIT			
COMPOUND	STANDARD	LOWER	UPPER	SAMPLE	%DIFF
41 flourobenzene	6.47	5.97	6.97	6.47	-0.00
66 chlorobenzene-d5	10.05	9.55	10.55	10.04	-0.06
93 1,4-dichlorobenze	12.64	12.14	13.14	12.64	-0.00

AREA UPPER LIMIT = +100% of internal standard area.
AREA LOWER LIMIT = - 50% of internal standard area.
RT UPPER LIMIT = + 0.50 minutes of internal standard RT.
RT LOWER LIMIT = - 0.50 minutes of internal standard RT.

Alpha Analytical Labs

RECOVERY REPORT

Client Name: Client SDG: SDGa00307
Sample Matrix: LIQUID Fraction: VOA
Lab Smp Id:
Level: LOW Operator: PD
Data Type: MS DATA SampleType: SAMPLE
SpikeList File: curveall.spk Quant Type: ISTD
Sublist File: NJTCL.sub
Method File: \\Orgserv2\ff\chem\GCMSVOA\Voa105.i\140920.b\liq8260B.m
Misc Info: wg723893,ical10058

SURROGATE COMPOUND	AMOUNT ADDED ngs	AMOUNT RECOVERED ngs	% RECOVERED	LIMITS
$ 32 dibromofluorometha	100.000	102.114	102.11	70-130
$ 38 1,2-dichloroethane	100.000	117.241	117.24	70-130
$ 53 toluene-d8	100.000	105.431	105.43	70-130
$ 75 4-bromofluorobenze	100.000	84.485	84.49	70-130

Data File: \\Orgserv2\ff\chem\GCMSVOA\Voa105.i\140920.b\0920A14.D
Date : 20-SEP-2014 21:19
Client ID:
Sample Info: 11421110-44,31,10,,a
Purge Volume: 10.0
Column phase:

Instrument: Voa105.i
Operator: PD
Column diameter: 0.18

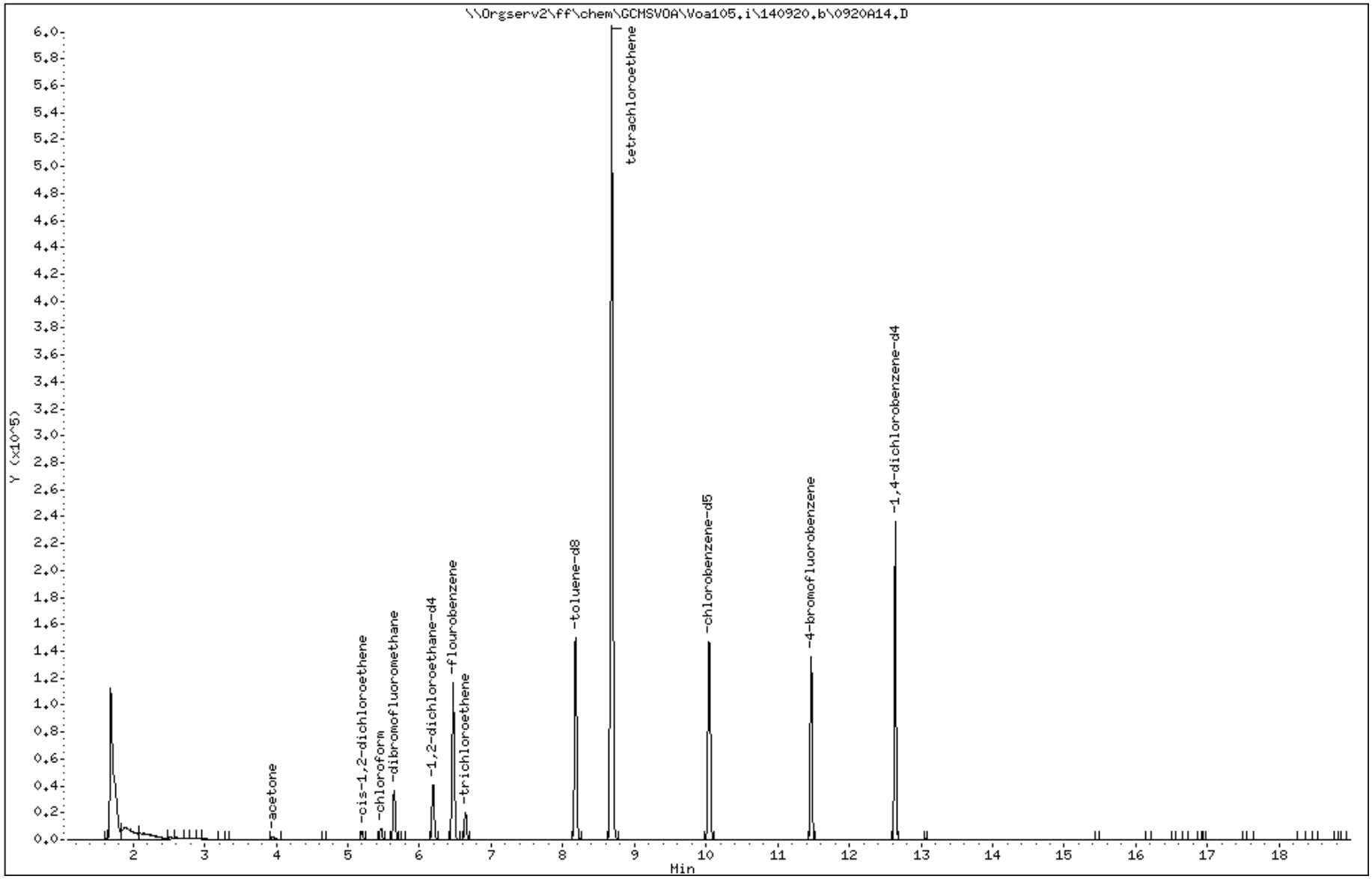

Data File: \\Orgserv2\ff\chem\GCMSVOA\Voa105.i\140920.b\0920A14.D

Date : 20-SEP-2014 21:19

Client ID:

Instrument: Voa105.i

Sample Info: l1421110-44,31,10,,a

Purge Volume: 10.0

Operator: PD

Column phase:

Column diameter: 0.18

13 acetone

Concentration: 104.445 ngs

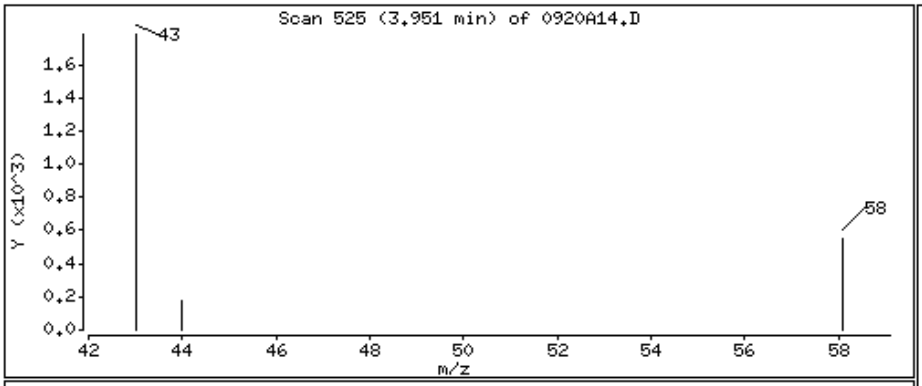

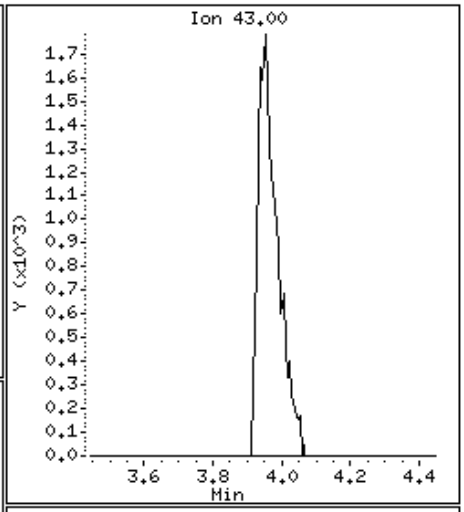

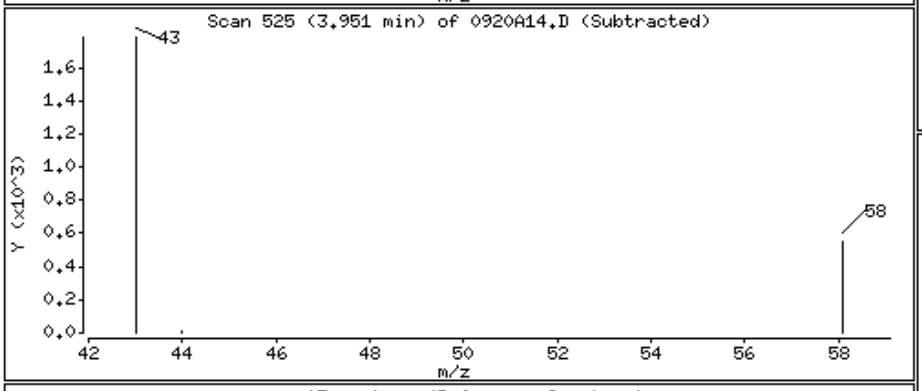

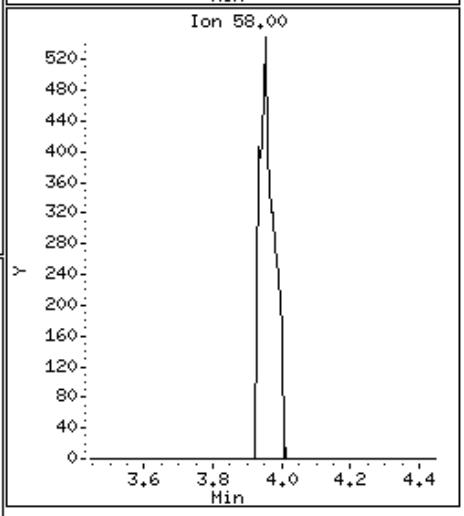

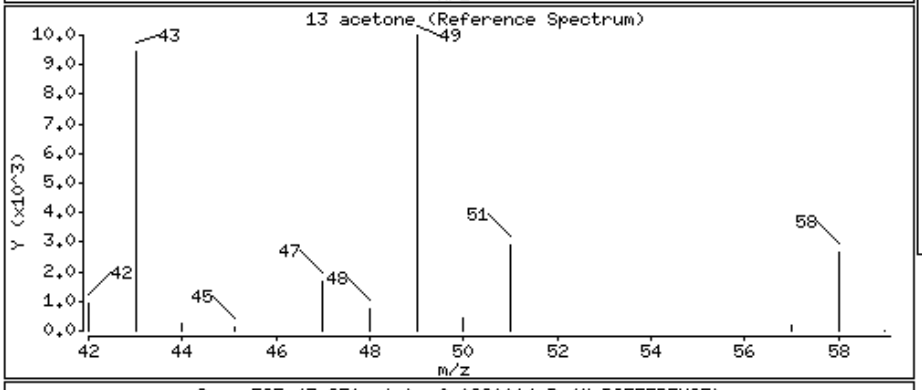

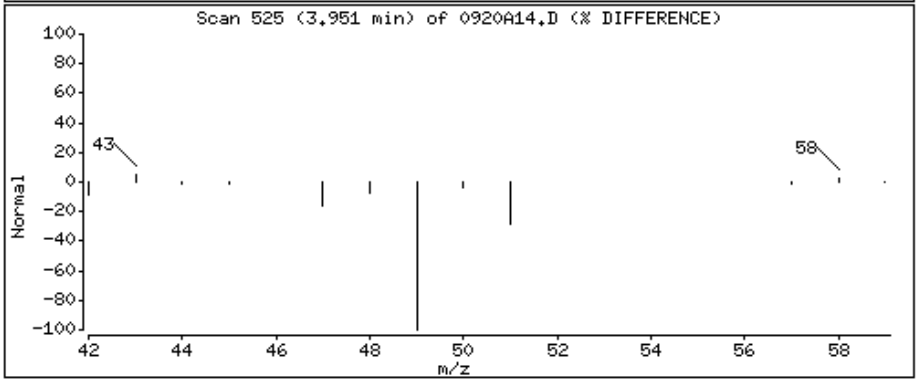

Data File: \\Orgserv2\ff\chem\GCMSVOA\Voa105.i\140920.b\0920A14.D

Date : 20-SEP-2014 21:19

Client ID:

Instrument: Voa105.i

Sample Info: l1421110-44,31,10,,a

Purge Volume: 10.0

Operator: PD

Column phase:

Column diameter: 0.18

24 cis-1,2-dichloroethene

Concentration: 10.270 ngs

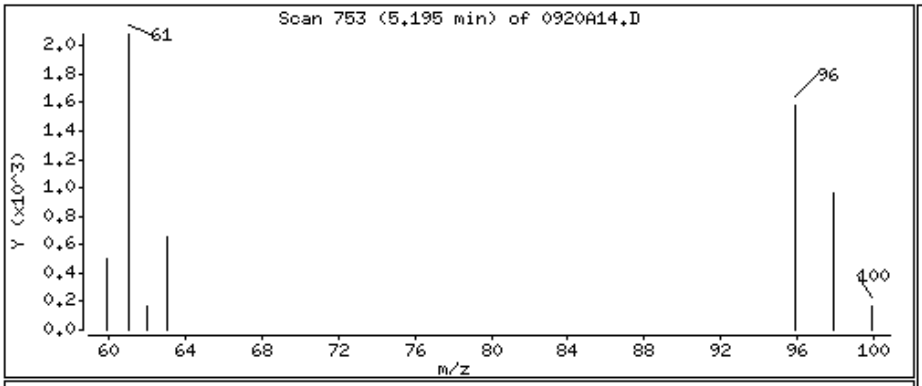

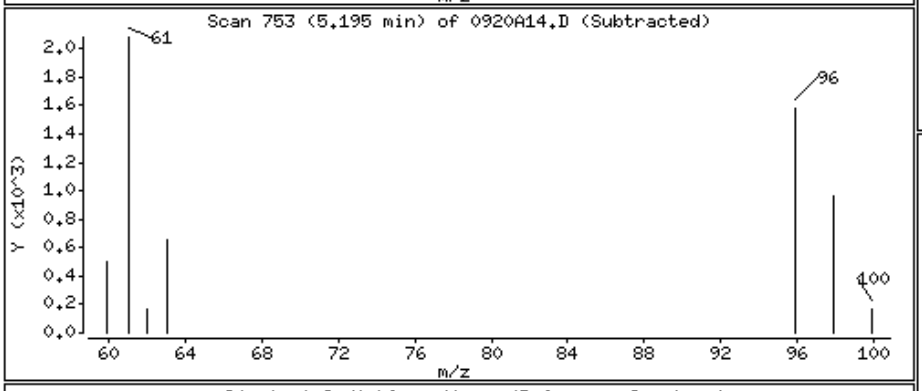

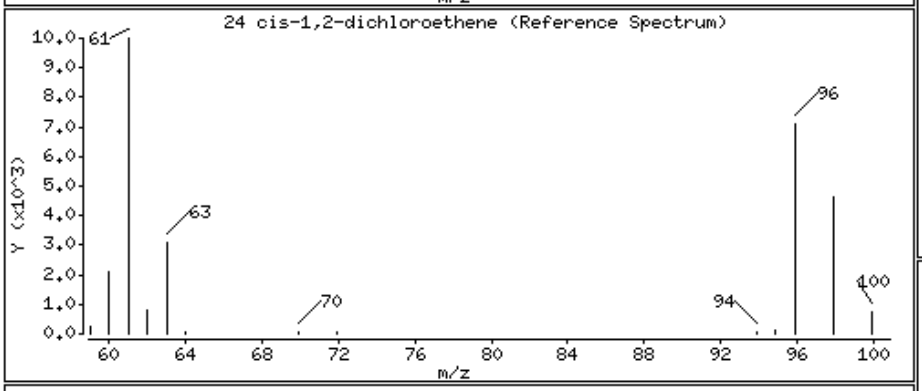

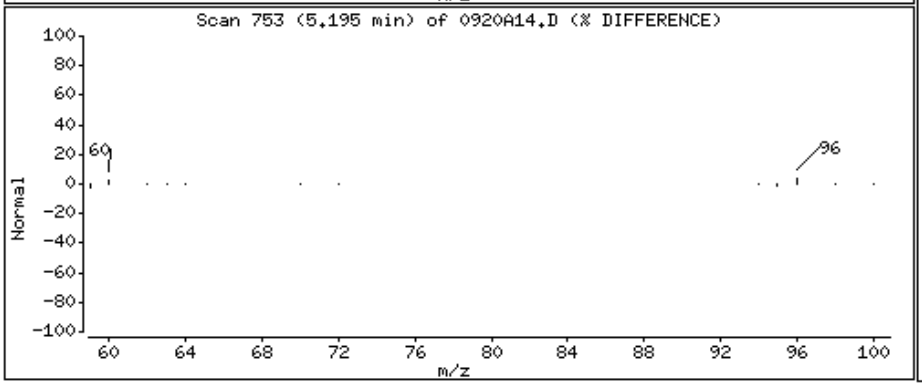

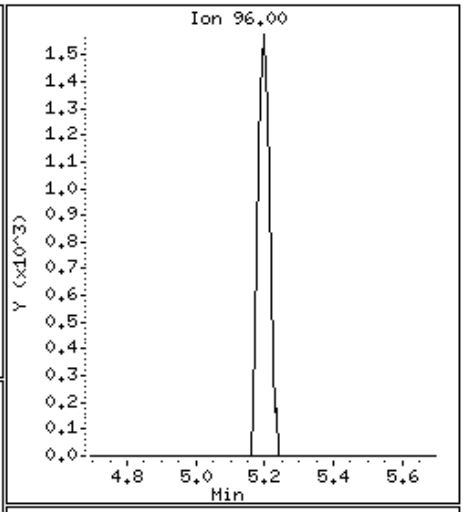

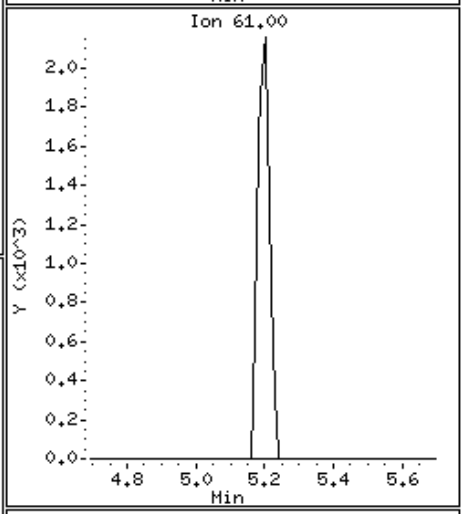

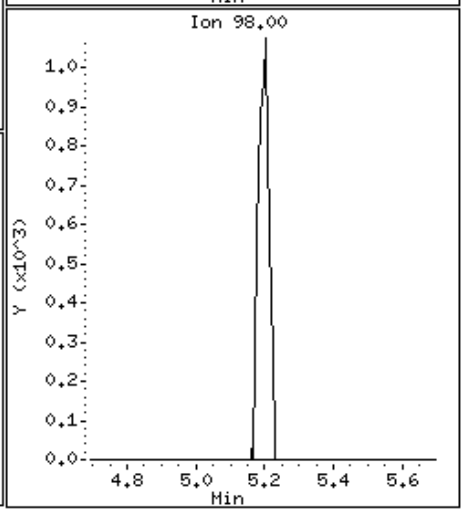

Data File: \\Orgserv2\ff\chem\GCMSVOA\Voa105.i\140920.b\0920A14.D

Date : 20-SEP-2014 21:19

Client ID:

Instrument: Voa105.i

Sample Info: l1421110-44,31,10,,a

Purge Volume: 10.0

Operator: PD

Column phase:

Column diameter: 0.18

28 chloroform

Concentration: 16.685 ngs

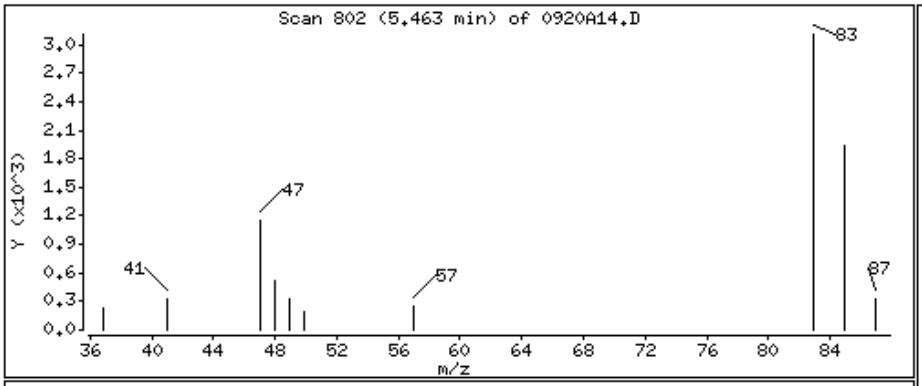

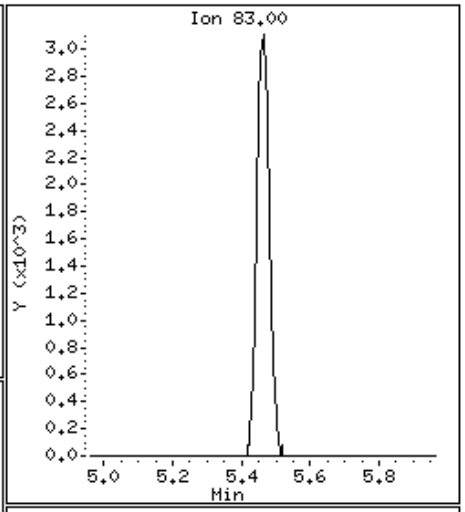

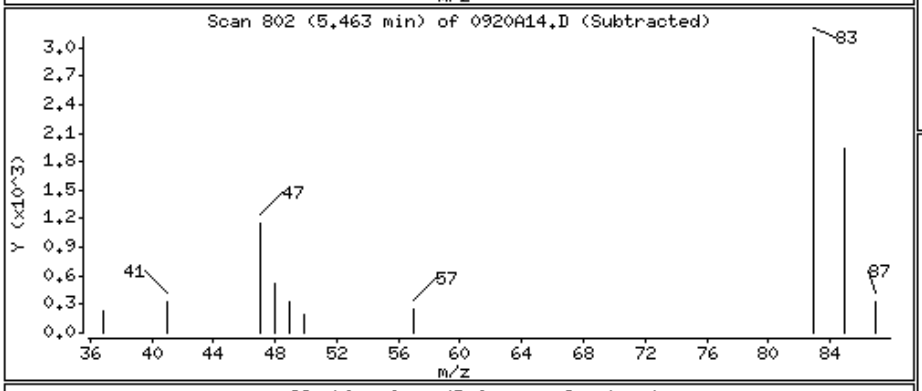

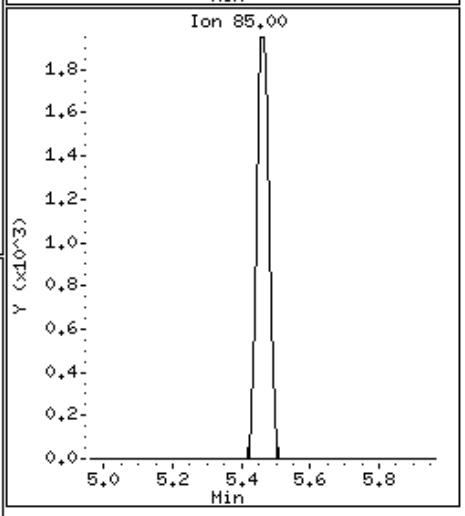

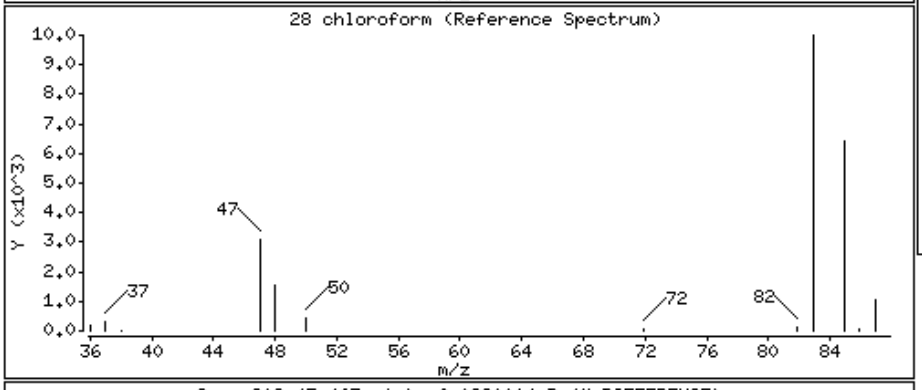

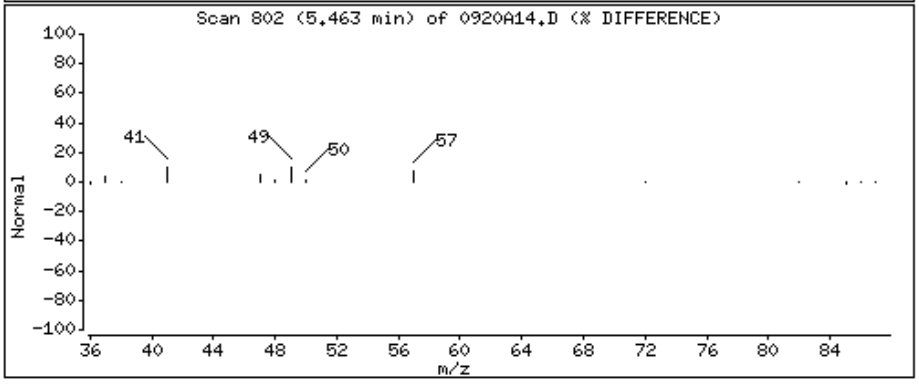

Data File: \\Orgserv2\ff\chem\GCMSVOA\Voa105.i\140920.b\0920A14.D

Date : 20-SEP-2014 21:19

Client ID:

Instrument: Voa105.i

Sample Info: l1421110-44,31,10,,a

Purge Volume: 10.0

Operator: PD

Column phase:

Column diameter: 0.18

43 trichloroethene

Concentration: 27.211 ngs

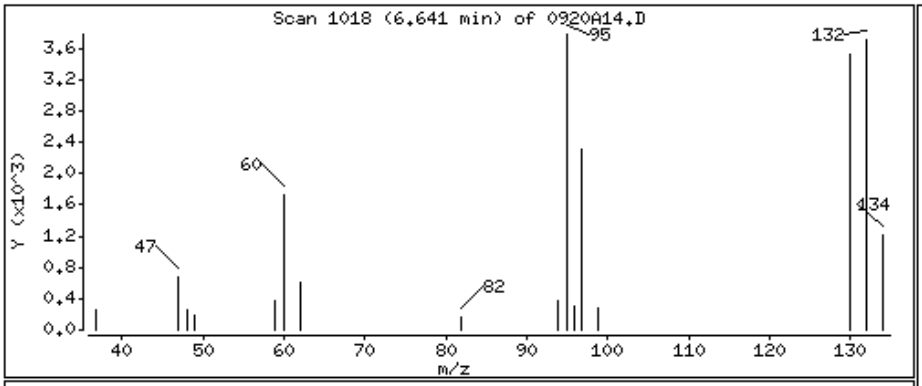

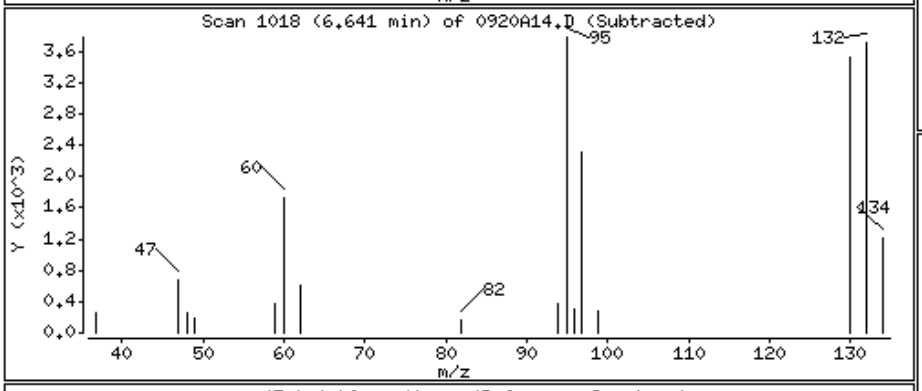

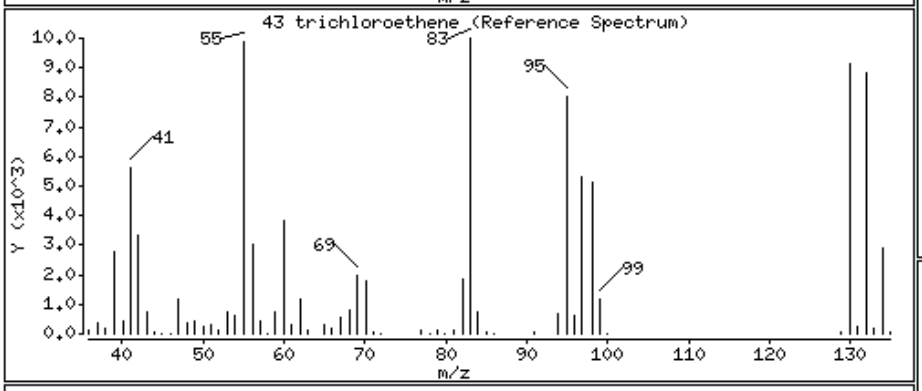

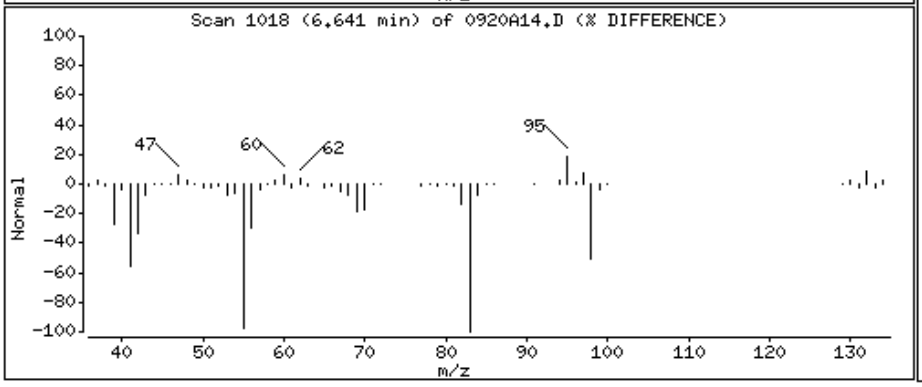

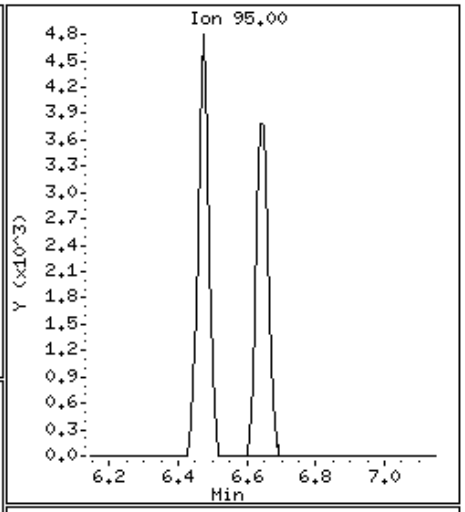

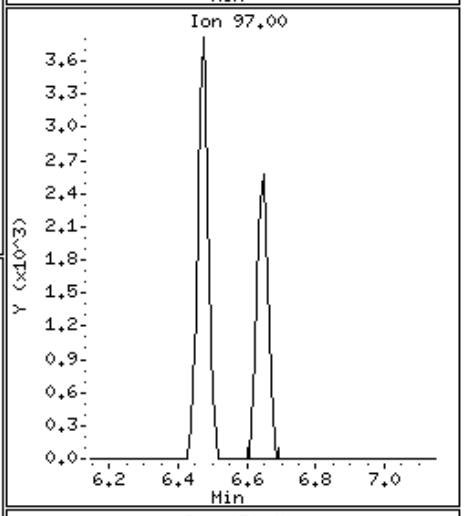

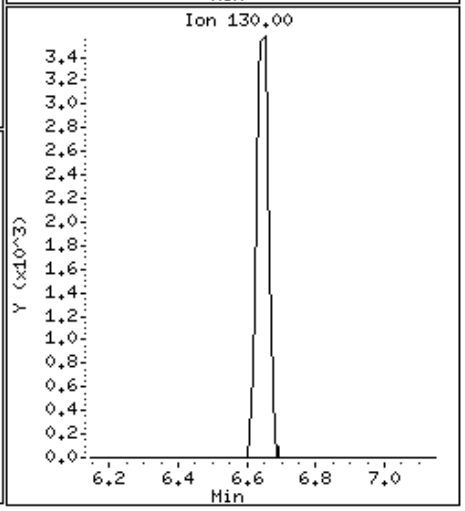

Data File: \\Orgserv2\ff\chem\GCMSVOA\Voa105.i\140920.b\0920A14.D

Date : 20-SEP-2014 21:19

Client ID:

Instrument: Voa105.i

Sample Info: l1421110-44,31,10,,a

Purge Volume: 10.0

Operator: PD

Column phase:

Column diameter: 0.18

55 tetrachloroethene

Concentration: 649.634 ngs

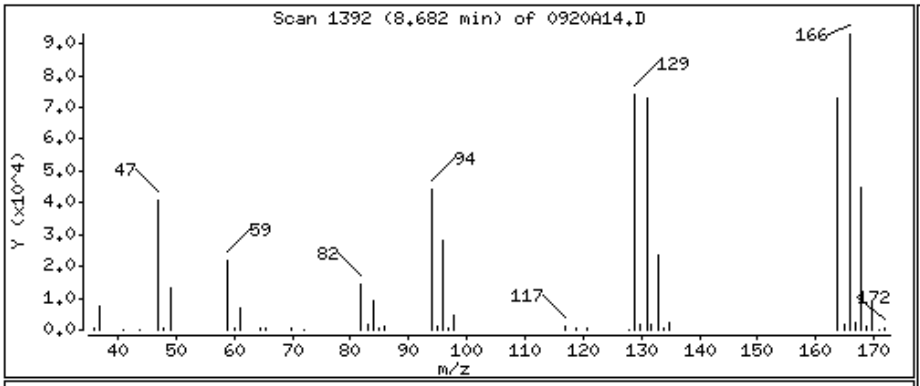

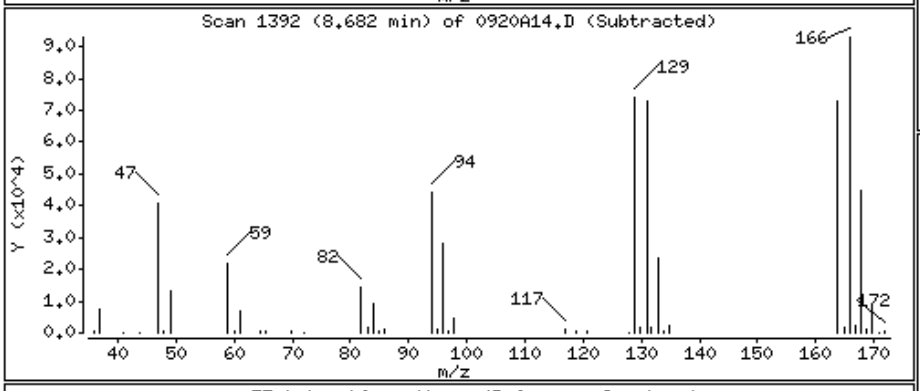

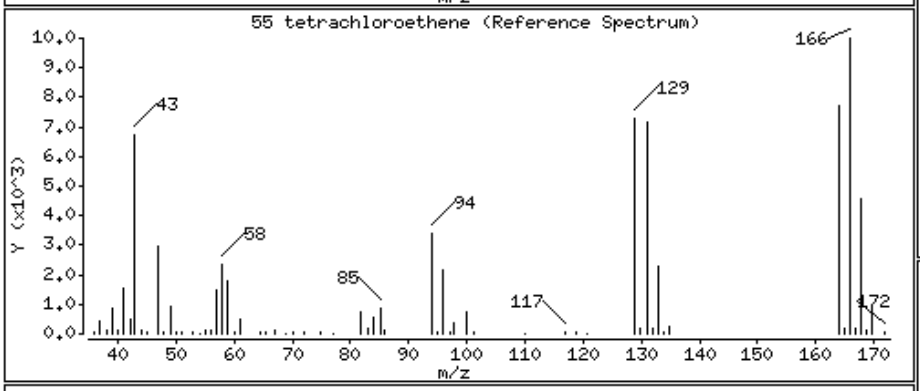

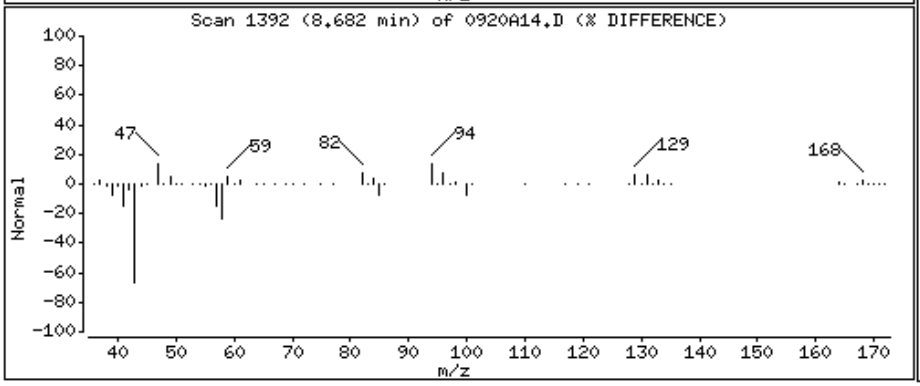

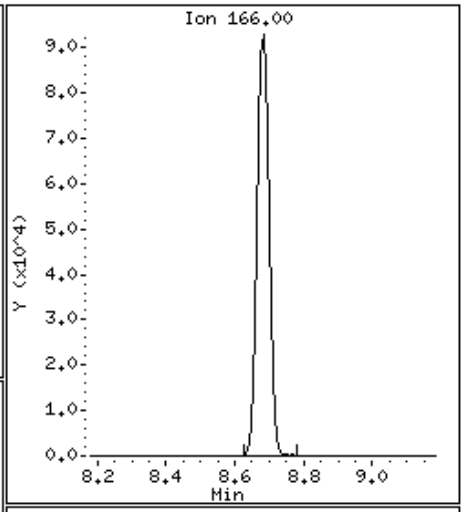

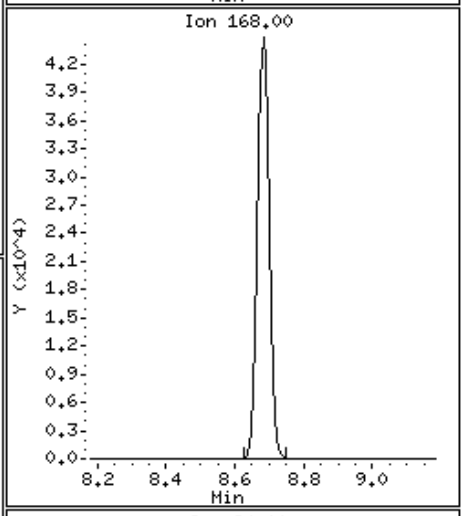

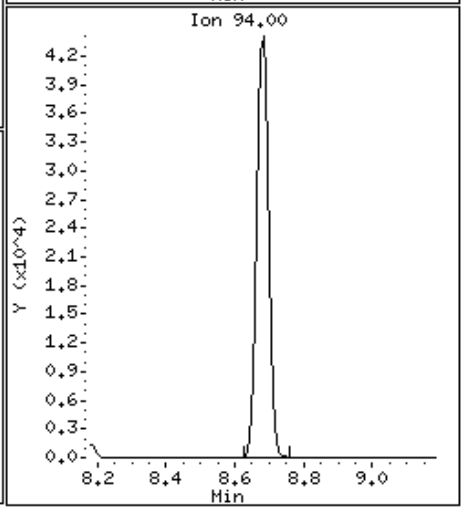

Alpha Analytical Labs

Manual Integration

Sample Info	: l1421110-44,31,10,,a wg723893,ical10058		
Instrument ID	: Voa105.i		
Method	: liq8260B.m		
File	: 0920A14.D		
Injection Date	: 20-SEP-2014 21:19		
Quantitation	: ISTD	Integrator :	HP RTE
Dilution Factor	: 1.00	Sample Type:	SAMPLE

This File has no version history.

//Orgserv2/ff/chem/GCMSVOA/Voa105.i/140920.b/original/0920A14.D

Alpha Analytical Labs

gc/ms voa - VOA101

Data file : \\Orgserv2\ff\chem\GCMSVOA\Voa108.i\140920.b\0920A06.D
Lab Smp Id:
Inj Date : 20-SEP-2014 21:29
Operator : PD Inst ID: Voa108.i
Smp Info : l1421110-56,31,10,,a
Misc Info : wg723894,ical10135
Comment :
Method : \\Orgserv2\ff\chem\GCMSVOA\Voa108.i\140920.b\liq8260C.m
Meth Date : 20-Sep-2014 23:14 pduczmalew Quant Type: ISTD
Cal Date : 19-SEP-2014 21:14 Cal File: 0919N13.D
Als bottle: 6
Dil Factor: 1.00000
Integrator: HP RTE Compound Sublist: NJTCL.sub
Target Version: 4.12
Processing Host: VIRTUALXP-76524

Concentration Formula: Amt * DF * 0.1 * CpndVariable
Cpnd Variable Local Compound Variable

	Compounds	QUANT SIG MASS	RT	EXP RT	REL RT	RESPONSE	CONCENTRATIONS ON-COLUMN (ngs)	FINAL (ngs)	REVIEW CODE
	1 dichlorodifluoromethane	85	Compound Not Detected.						
	2 chloromethane	50	Compound Not Detected.						
	3 vinyl chloride	62	Compound Not Detected.						
	4 bromomethane	94	Compound Not Detected.						
	5 chloroethane	64	Compound Not Detected.						
	6 trichlorofluoromethane	101	Compound Not Detected.						
	9 1,1,-dichloroethene	96	Compound Not Detected.						
	11 freon-113	101	Compound Not Detected.						
	10 carbon disulfide	76	Compound Not Detected.						
	15 methylene chloride	84	Compound Not Detected.						
	16 acetone	43	3.704	3.704	(0.599)	1224	23.5058	2.350(QM)	M1
	17 trans-1,2-dichloroethene	96	Compound Not Detected.						
	18 Methyl Acetate	43	Compound Not Detected.						
	19 methyl tert butyl ether	73	Compound Not Detected.						
	22 1,1-dichloroethane	63	Compound Not Detected.						
	27 cis-1,2-dichloroethene	96	Compound Not Detected.						
	29 bromochloromethane	128	Compound Not Detected.						
	30 Cyclohexane	56	Compound Not Detected.						
	31 chloroform	83	Compound Not Detected.						
	33 carbontetrachloride	117	Compound Not Detected.						
$	36 dibromofluoromethane	113	5.366	5.366	(0.868)	51294	109.259	10.925	
	37 1,1,1-trichloroethane	97	Compound Not Detected.						
	38 2-butanone	43	Compound Not Detected.						
	40 benzene	78	Compound Not Detected.						
$	42 1,2-dichloroethane-d4	65	5.902	5.899	(0.954)	58986	121.606	12.160	
	43 1,2-dichloroethane	62	Compound Not Detected.						
*	46 flourobenzene	96	6.183	6.180	(1.000)	179816	100.000		
	48 trichloroethene	95	Compound Not Detected.						

	Compounds	QUANT SIG MASS	RT	EXP RT	REL RT	RESPONSE	CONCENTRATIONS ON-COLUMN (ngs)	CONCENTRATIONS FINAL (ngs)	REVIEW CODE
	47 methyl cyclohexane	83	Compound Not Detected.						
	52 1,2-dichloropropane	63	Compound Not Detected.						
	53 bromodichloromethane	83	Compound Not Detected.						
	54 1,4-Dioxane	88	Compound Not Detected.						
	57 cis-1,3-dichloropropene	75	Compound Not Detected.						
$	58 toluene-d8	98	7.879	7.879	(0.810)	173652	99.1526	9.915	
	59 toluene	92	Compound Not Detected.						
	60 4-methyl-2-pentanone	58	Compound Not Detected.						
	61 tetrachloroethene	166	Compound Not Detected.						
	62 trans-1,3-dichloropropene	75	Compound Not Detected.						
	66 1,1,2-trichloroethane	83	Compound Not Detected.						
	67 chlorodibromomethane	129	Compound Not Detected.						
	70 1,2-dibromoethane	107	Compound Not Detected.						
	71 2-hexanone	43	Compound Not Detected.						
*	72 chlorobenzene-d5	117	9.728	9.728	(1.000)	131060	100.000		
	73 chlorobenzene	112	Compound Not Detected.						
	74 ethyl benzene	91	Compound Not Detected.						
	76 p/m xylene	106	Compound Not Detected.						
	77 o xylene	106	Compound Not Detected.						
	78 styrene	104	Compound Not Detected.						
	79 bromoform	173	Compound Not Detected.						
	80 isopropylbenzene	105	Compound Not Detected.						
$	81 4-bromofluorobenzene	95	11.197	11.197	(0.904)	60881	105.374	10.537	
	85 1,1,2,2,-tetrachloroethane	83	Compound Not Detected.						
	97 1,3-dichlorobenzene	146	Compound Not Detected.						
*	98 1,4-dichlorobenzene-d4	152	12.385	12.382	(1.000)	58286	100.000		
	99 1,4-dichlorobenzene	146	Compound Not Detected.						
	102 1,2-dichlorobenzene	146	Compound Not Detected.						
	104 1,2-dibromo-3-chloropropane	75	Compound Not Detected.						
	107 1,2,4-trichlorobenzene	180	Compound Not Detected.						
	109 1,2,3-trichlorobenzene	180	Compound Not Detected.						

QC Flag Legend

Q - Qualifier signal failed the ratio test.
M - Compound response manually integrated.

Alpha Analytical Labs

gc/ms voa - VOA101

Data file : \\Orgserv2\ff\chem\GCMSVOA\Voa108.i\140920.b\0920A06.D
Lab Smp Id:
Inj Date : 20-SEP-2014 21:29
Operator : PD Inst ID: Voa108.i
Smp Info : l1421110-56,31,10,,a
Misc Info : wg723894,ical10135
Comment :
Method : \\Orgserv2\ff\chem\GCMSVOA\Voa108.i\140920.b\liq8260C.m
Meth Date : 20-Sep-2014 23:14 pduczmalew Quant Type: ISTD
Cal Date : 19-SEP-2014 21:14 Cal File: 0919N13.D
Als bottle: 6
Dil Factor: 1.00000
Integrator: HP RTE Compound Sublist: NJTCL.sub
Target Version: 4.12
Processing Host: VIRTUALXP-76524

- NO TENTATIVELY IDENTIFIED COMPOUNDS -

Alpha Analytical Labs

INTERNAL STANDARD COMPOUNDS
AREA AND RT SUMMARY

Instrument ID: Voa108.i
Lab File ID: 0920A06.D
Lab Smp Id:
Analysis Type: VOA
Quant Type: ISTD
Operator: PD
Method File: \\Orgserv2\ff\chem\GCMSVOA\Voa108.i\140920.b\liq8260C.m
Misc Info: wg723894,ical10135

Calibration Date: 20-SEP-2014
Calibration Time: 19:36
Level: LOW
Sample Type: WATER

Test Mode:
Use Last Continuing Calibrator.
If Continuing Cal. use Initial Cal. Level 3

		AREA LIMIT			
COMPOUND	STANDARD	LOWER	UPPER	SAMPLE	%DIFF
46 flourobenzene	272786	136393	545572	179816	-34.08
72 chlorobenzene-d5	205923	102962	411846	131060	-36.35
98 1,4-dichlorobenze	104724	52362	209448	58286	-44.34

		RT LIMIT			
COMPOUND	STANDARD	LOWER	UPPER	SAMPLE	%DIFF
46 flourobenzene	6.18	5.68	6.68	6.18	0.05
72 chlorobenzene-d5	9.73	9.23	10.23	9.73	0.00
98 1,4-dichlorobenze	12.38	11.88	12.88	12.39	0.02

AREA UPPER LIMIT = +100% of internal standard area.
AREA LOWER LIMIT = - 50% of internal standard area.
RT UPPER LIMIT = + 0.50 minutes of internal standard RT.
RT LOWER LIMIT = - 0.50 minutes of internal standard RT.

Alpha Analytical Labs

RECOVERY REPORT

Client Name: Client SDG: SDGa00307
Sample Matrix: LIQUID Fraction: VOA
Lab Smp Id:
Level: LOW Operator: PD
Data Type: MS DATA SampleType: SAMPLE
SpikeList File: curveallim.spk Quant Type: ISTD
Sublist File: NJTCL.sub
Method File: \\Orgserv2\ff\chem\GCMSVOA\Voa108.i\140920.b\liq8260C.m
Misc Info: wg723894,ical10135

SURROGATE COMPOUND	AMOUNT ADDED ngs	AMOUNT RECOVERED ngs	% RECOVERED	LIMITS
$ 36 dibromofluorometha	100.000	109.258	109.26	70-130
$ 42 1,2-dichloroethane	100.000	121.606	121.61	70-130
$ 58 toluene-d8	100.000	99.152	99.15	70-130
$ 81 4-bromofluorobenze	100.000	105.374	105.37	70-130

Data File: \\Orgserv2\ff\chem\GCMSVOA\Voa108.i\140920.b\0920A06.D
Date : 20-SEP-2014 21:29
Client ID:
Sample Info: 11421110-56,31,10,,a
Purge Volume: 10.0
Column phase:

Instrument: Voa108.i
Operator: PD
Column diameter: 0.18

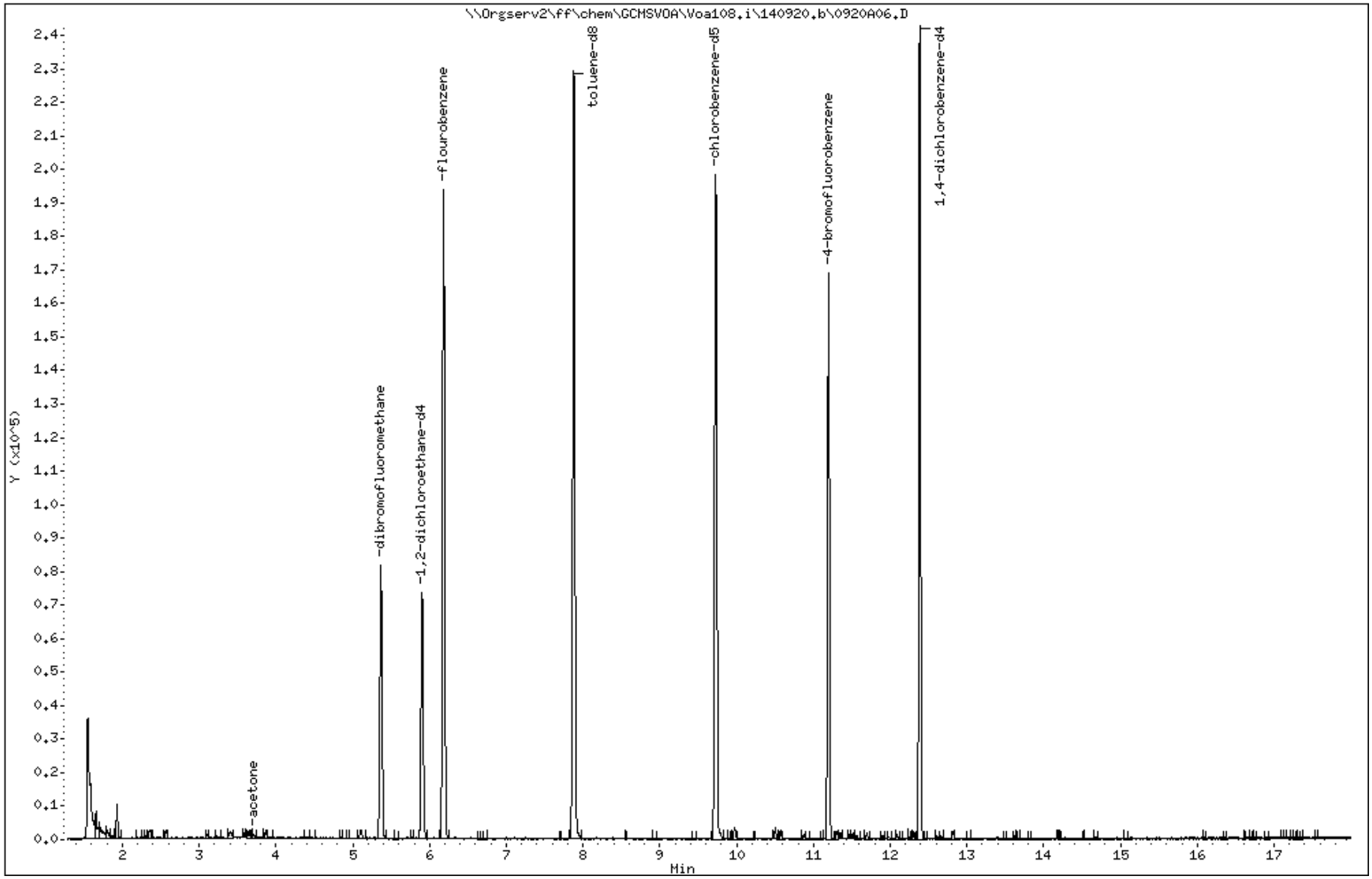

Data File: \\Orgserv2\ff\chem\GCMSVOA\Voa108.i\140920.b\0920A06.D

Date : 20-SEP-2014 21:29

Client ID:

Instrument: Voa108.i

Sample Info: l1421110-56,31,10,,a

Purge Volume: 10.0

Operator: PD

Column phase:

Column diameter: 0.18

16 acetone

Concentration: 2.350 ngs

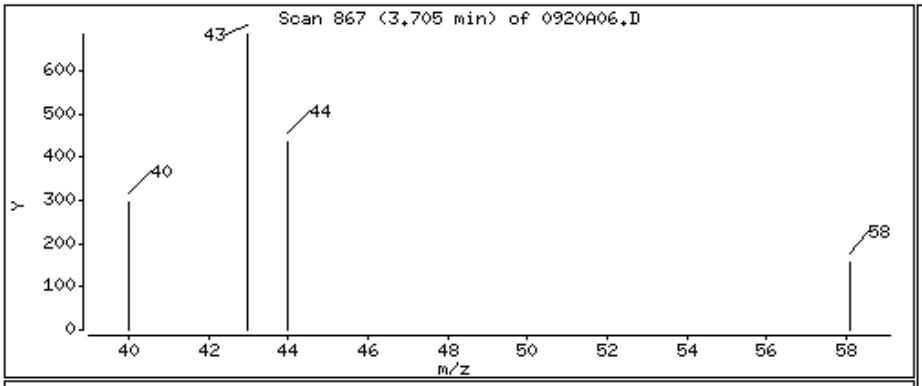

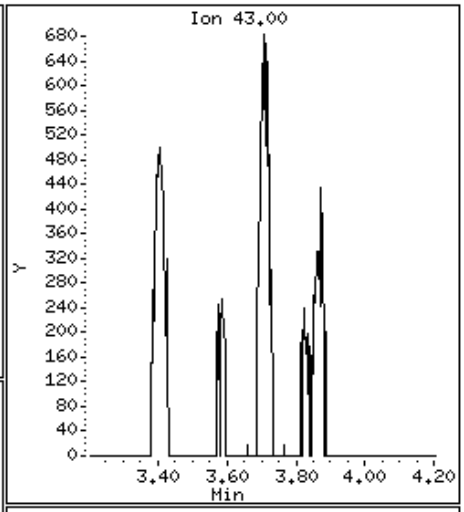

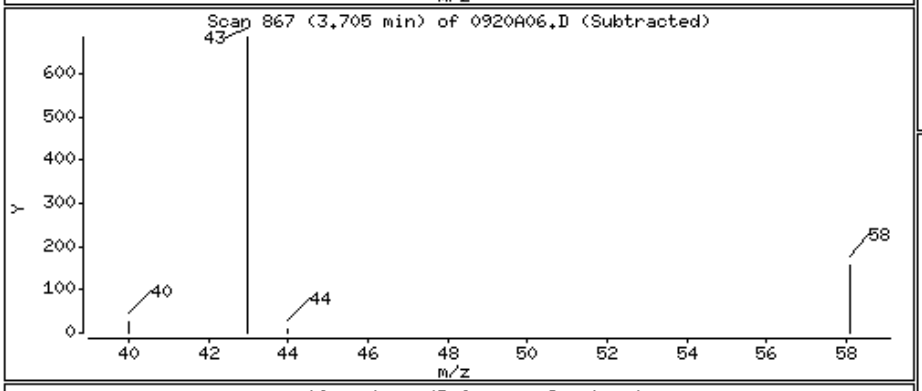

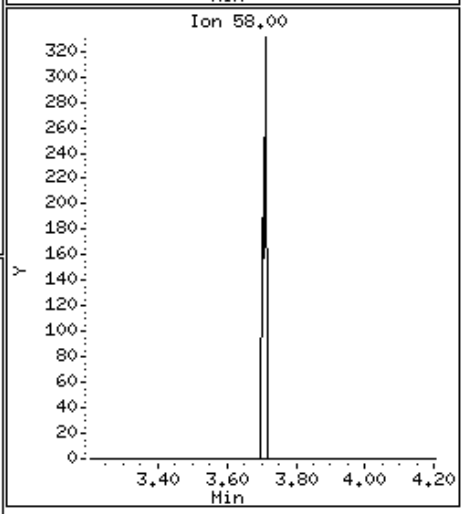

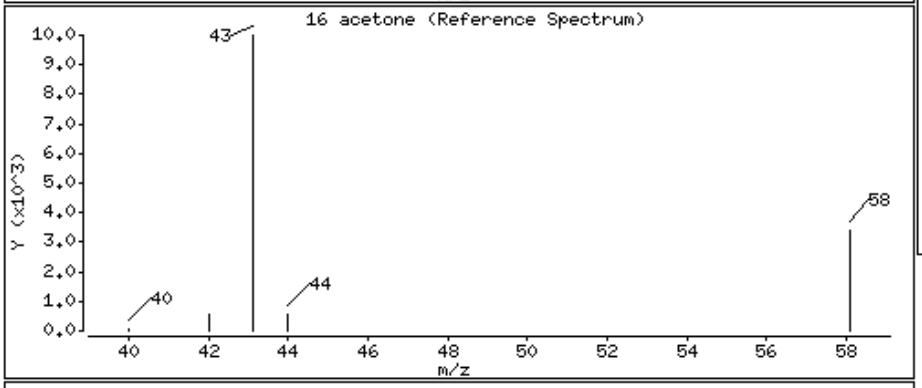

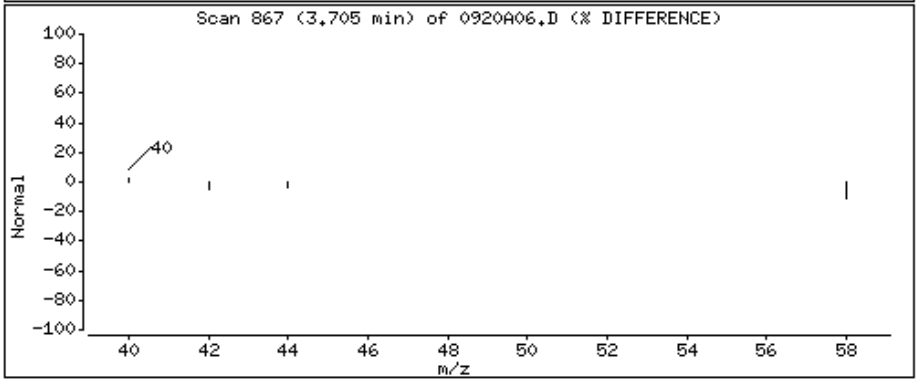

Alpha Analytical Labs

Manual Integration

Sample Info	: l1421110-56,31,10,,a wg723894,ical10135		
Instrument ID	: Voa108.i		
Method	: liq8260C.m		
File	: 0920A06.D		
Injection Date	: 20-SEP-2014 21:29		
Quantitation	: ISTD	Integrator :	HP RTE
Dilution Factor	: 1.00	Sample Type:	SAMPLE

This File has no version history.

//Orgserv2/ff/chem/GCMSVOA/Voa108.i/140920.b/original/0920A06.D

Alpha Analytical Labs

gc/ms voa - VOA105

Data file : \\Orgserv2\ff\chem\GCMSVOA\Voa105.i\140920.b\0920A15.D
Lab Smp Id:
Inj Date : 20-SEP-2014 21:47
Operator : PD Inst ID: Voa105.i
Smp Info : l1421110-45,31,10,,a
Misc Info : wg723893,ical10058
Comment :
Method : \\Orgserv2\ff\chem\GCMSVOA\Voa105.i\140920.b\liq8260B.m
Meth Date : 20-Sep-2014 16:39 pduczmalew Quant Type: ISTD
Cal Date : 04-SEP-2014 00:38 Cal File: 0903A13.D
Als bottle: 15
Dil Factor: 1.00000
Integrator: HP RTE Compound Sublist: NJTCL.sub
Target Version: 4.12
Processing Host: VIRTUALXP-76524

Concentration Formula: Amt * DF * CpndVariable
Cpnd Variable Local Compound Variable

	Compounds	QUANT SIG MASS	RT	EXP RT	REL RT	RESPONSE	CONCENTRATIONS ON-COLUMN (ngs)	FINAL (ngs)	REVIEW CODE
	1 dichlorodifluoromethane	85	Compound Not Detected.						
	2 chloromethane	50	Compound Not Detected.						
	3 vinyl chloride	62	Compound Not Detected.						
	4 bromomethane	94	Compound Not Detected.						
	5 chloroethane	64	Compound Not Detected.						
	6 trichlorofluoromethane	101	Compound Not Detected.						
	8 1,1,-dichloroethene	96	Compound Not Detected.						
	9 carbon disulfide	76	Compound Not Detected.						
	10 freon-113	101	3.351	3.356	(0.518)	2254	8.65945	8.659	
	11 methylene chloride	84	Compound Not Detected.						
	13 acetone	43	3.951	3.945	(0.611)	15185	248.301	248.300	
	14 trans-1,2-dichloroethene	96	Compound Not Detected.						
	15 Methyl Acetate	43	Compound Not Detected.						
	16 methyl tert butyl ether	73	Compound Not Detected.						
	19 1,1-dichloroethane	63	Compound Not Detected.						
	24 cis-1,2-dichloroethene	96	Compound Not Detected.						
	27 bromochloromethane	128	Compound Not Detected.						
	26 Cyclohexane	56	Compound Not Detected.						
	28 chloroform	83	5.462	5.462	(0.844)	9142	21.7619	21.761	
	30 carbontetrachloride	117	Compound Not Detected.						
$	32 dibromofluoromethane	113	5.648	5.648	(0.873)	27260	102.857	102.856	
	33 1,1,1-trichloroethane	97	Compound Not Detected.						
	34 2-butanone	43	Compound Not Detected.						
	36 benzene	78	Compound Not Detected.						
$	38 1,2-dichloroethane-d4	65	6.188	6.188	(0.956)	30369	119.917	119.916	
	39 1,2-dichloroethane	62	Compound Not Detected.						
*	41 flourobenzene	96	6.472	6.472	(1.000)	117808	100.000		
	42 methyl cyclohexane	83	Compound Not Detected.						

	Compounds	QUANT SIG MASS	RT	EXP RT	REL RT	RESPONSE	CONCENTRATIONS ON-COLUMN (ngs)	CONCENTRATIONS FINAL (ngs)	REVIEW CODE
	43 trichloroethene	95	6.641	6.646	(1.026)	4771	15.7568	15.756	
	46 1,2-dichloropropane	63	Compound Not Detected.						
	47 bromodichloromethane	83	Compound Not Detected.						
	49 1,4-Dioxane	88	Compound Not Detected.						
	52 cis-1,3-dichloropropene	75	Compound Not Detected.						
$	53 toluene-d8	98	8.180	8.180	(0.814)	116684	104.788	104.787	
	54 toluene	92	Compound Not Detected.						
	56 4-methyl-2-pentanone	58	Compound Not Detected.						
	55 tetrachloroethene	166	8.682	8.682	(0.864)	7434	24.2500	24.250	
	57 trans-1,3-dichloropropene	75	Compound Not Detected.						
	60 1,1,2-trichloroethane	83	Compound Not Detected.						
	61 chlorodibromomethane	129	Compound Not Detected.						
	64 1,2-dibromoethane	107	Compound Not Detected.						
	65 2-hexanone	43	Compound Not Detected.						
*	66 chlorobenzene-d5	117	10.046	10.046	(1.000)	100548	100.000		
	67 chlorobenzene	112	Compound Not Detected.						
	68 ethyl benzene	91	Compound Not Detected.						
	70 p/m xylene	106	Compound Not Detected.						
	71 o xylene	106	Compound Not Detected.						
	72 styrene	104	Compound Not Detected.						
	73 bromoform	173	Compound Not Detected.						
	74 isopropylbenzene	105	Compound Not Detected.						
$	75 4-bromofluorobenzene	95	11.470	11.464	(0.907)	51434	83.9138	83.913	
	79 1,1,2,2,-tetrachloroethane	83	Compound Not Detected.						
	92 1,3-dichlorobenzene	146	Compound Not Detected.						
*	93 1,4-dichlorobenzene-d4	152	12.643	12.643	(1.000)	59122	100.000		
	94 1,4-dichlorobenzene	146	Compound Not Detected.						
	97 1,2-dichlorobenzene	146	Compound Not Detected.						
	99 1,2-dibromo-3-chloropropane	75	Compound Not Detected.						
	102 1,2,4-trichlorobenzene	180	Compound Not Detected.						
	104 1,2,3-trichlorobenzene	180	Compound Not Detected.						

Alpha Analytical Labs

gc/ms voa - VOA105

Data file : \\Orgserv2\ff\chem\GCMSVOA\Voa105.i\140920.b\0920A15.D
Lab Smp Id:
Inj Date : 20-SEP-2014 21:47
Operator : PD Inst ID: Voa105.i
Smp Info : l1421110-45,31,10,,a
Misc Info : wg723893,ical10058
Comment :
Method : \\Orgserv2\ff\chem\GCMSVOA\Voa105.i\140920.b\liq8260B.m
Meth Date : 20-Sep-2014 16:39 pduczmalew Quant Type: ISTD
Cal Date : 04-SEP-2014 00:38 Cal File: 0903A13.D
Als bottle: 15
Dil Factor: 1.00000
Integrator: HP RTE Compound Sublist: NJTCL.sub
Target Version: 4.12
Processing Host: VIRTUALXP-76524

- NO TENTATIVELY IDENTIFIED COMPOUNDS -

Alpha Analytical Labs

INTERNAL STANDARD COMPOUNDS
AREA AND RT SUMMARY

Instrument ID: Voa105.i
Lab File ID: 0920A15.D
Lab Smp Id:
Analysis Type: VOA
Quant Type: ISTD
Operator: PD
Method File: \\Orgserv2\ff\chem\GCMSVOA\Voa105.i\140920.b\liq8260B.m
Misc Info: wg723893,ical10058

Calibration Date: 20-SEP-2014
Calibration Time: 15:44
Level: LOW
Sample Type: WATER

Test Mode:
Use Last Continuing Calibrator.
If Continuing Cal. use Initial Cal. Level 3

COMPOUND	STANDARD	AREA LIMIT LOWER	AREA LIMIT UPPER	SAMPLE	%DIFF
41 flourobenzene	193466	96733	386932	117808	-39.11
66 chlorobenzene-d5	174217	87109	348434	100548	-42.29
93 1,4-dichlorobenze	115996	57998	231992	59122	-49.03

COMPOUND	STANDARD	RT LIMIT LOWER	RT LIMIT UPPER	SAMPLE	%DIFF
41 flourobenzene	6.47	5.97	6.97	6.47	0.00
66 chlorobenzene-d5	10.05	9.55	10.55	10.05	0.00
93 1,4-dichlorobenze	12.64	12.14	13.14	12.64	0.00

AREA UPPER LIMIT = +100% of internal standard area.
AREA LOWER LIMIT = - 50% of internal standard area.
RT UPPER LIMIT = + 0.50 minutes of internal standard RT.
RT LOWER LIMIT = - 0.50 minutes of internal standard RT.

Alpha Analytical Labs

RECOVERY REPORT

Client Name: Client SDG: SDGa00307
Sample Matrix: LIQUID Fraction: VOA
Lab Smp Id:
Level: LOW Operator: PD
Data Type: MS DATA SampleType: SAMPLE
SpikeList File: curveall.spk Quant Type: ISTD
Sublist File: NJTCL.sub
Method File: \\Orgserv2\ff\chem\GCMSVOA\Voa105.i\140920.b\liq8260B.m
Misc Info: wg723893,ical10058

SURROGATE COMPOUND	AMOUNT ADDED ngs	AMOUNT RECOVERED ngs	% RECOVERED	LIMITS
$ 32 dibromofluorometha	100.000	102.856	102.86	70-130
$ 38 1,2-dichloroethane	100.000	119.916	119.92	70-130
$ 53 toluene-d8	100.000	104.787	104.79	70-130
$ 75 4-bromofluorobenze	100.000	83.913	83.91	70-130

Data File: \\Orgserv2\ff\chem\GCMSVOA\Voa105.i\140920.b\0920A15.D
Date : 20-SEP-2014 21:47
Client ID:
Sample Info: 11421110-45,31,10,,a
Purge Volume: 10.0
Column phase:

Instrument: Voa105.i
Operator: PD
Column diameter: 0.18

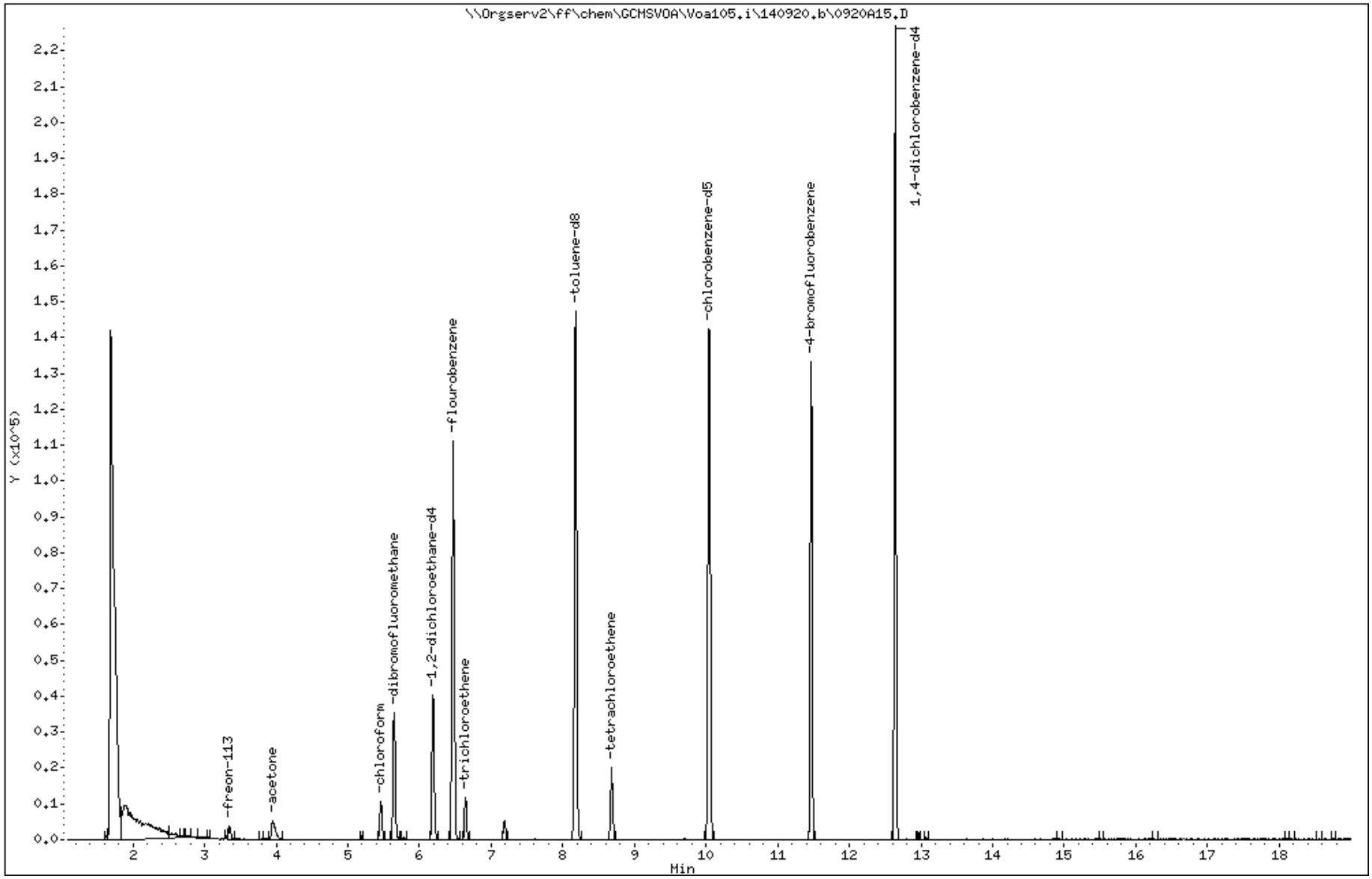

Data File: \\Orgserv2\ff\chem\GCMSVOA\Voa105.i\140920.b\0920A15.D

Date : 20-SEP-2014 21:47

Client ID:

Instrument: Voa105.i

Sample Info: l1421110-45,31,10,,a

Purge Volume: 10.0

Operator: PD

Column phase:

Column diameter: 0.18

10 freon-113

Concentration: 8.659 ngs

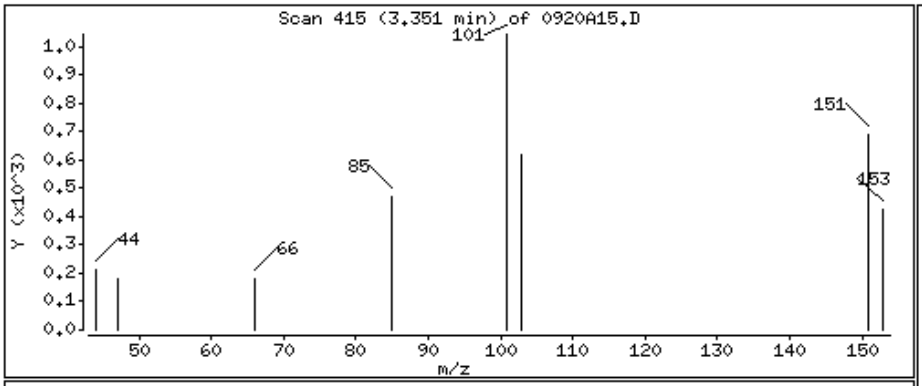

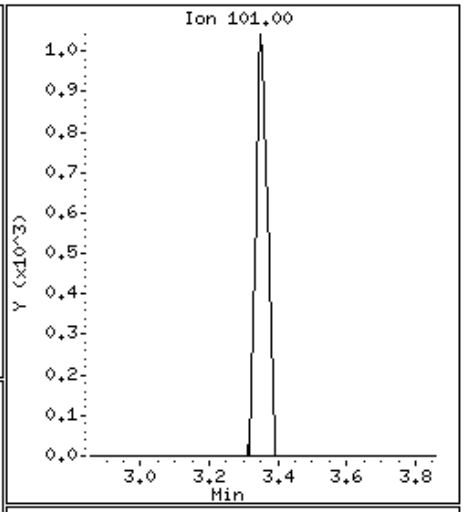

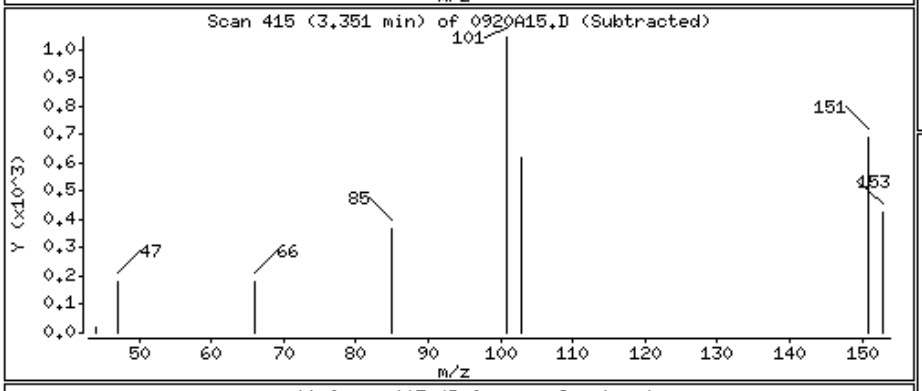

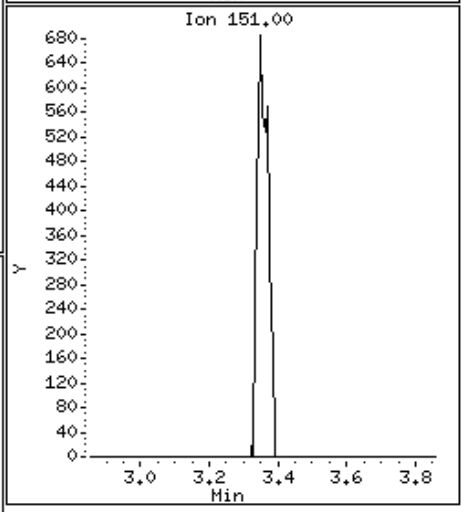

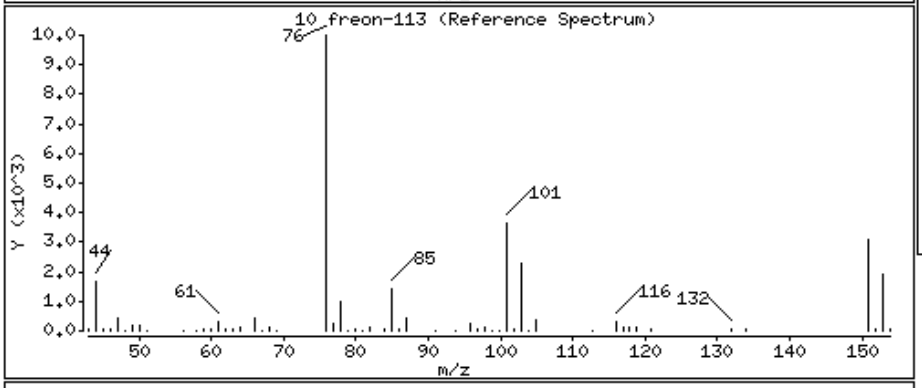

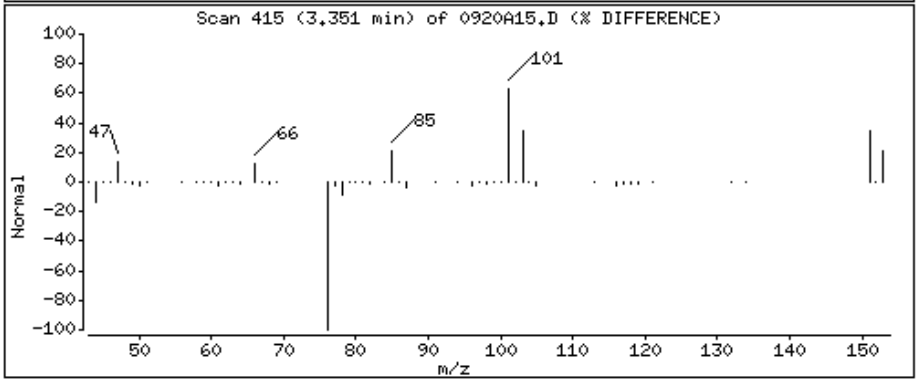

Data File: \\Orgserv2\ff\chem\GCMSVOA\Voa105.i\140920.b\0920A15.D

Date : 20-SEP-2014 21:47

Client ID:

Instrument: Voa105.i

Sample Info: l1421110-45,31,10,,a

Purge Volume: 10.0

Operator: PD

Column phase:

Column diameter: 0.18

13 acetone

Concentration: 248.300 ngs

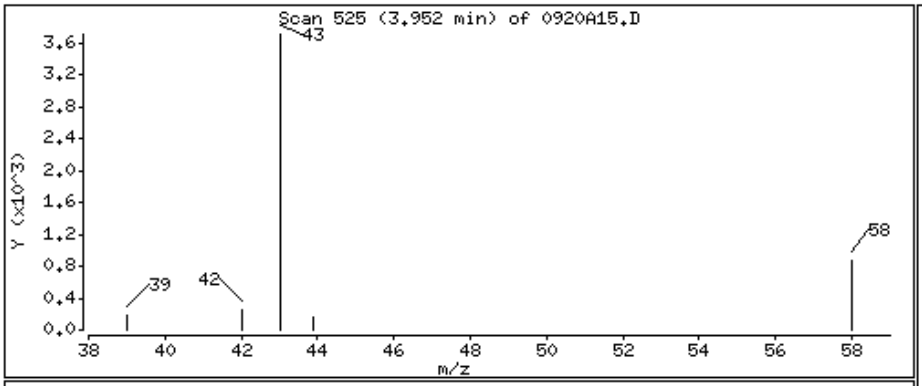

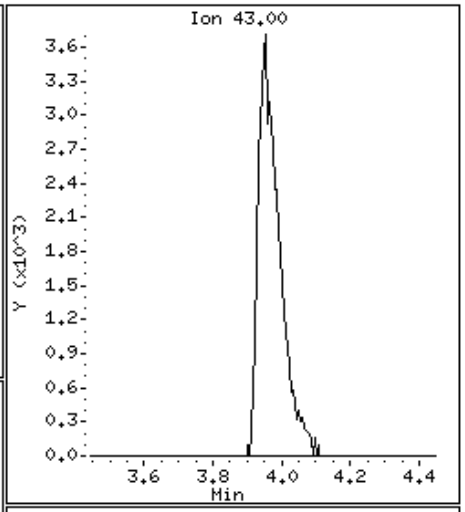

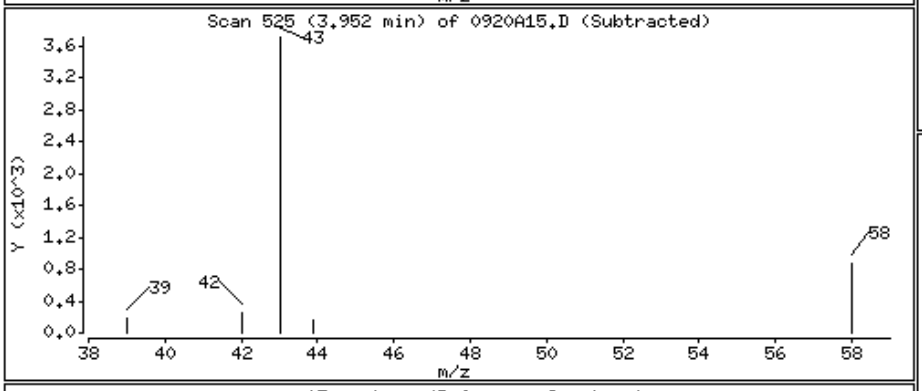

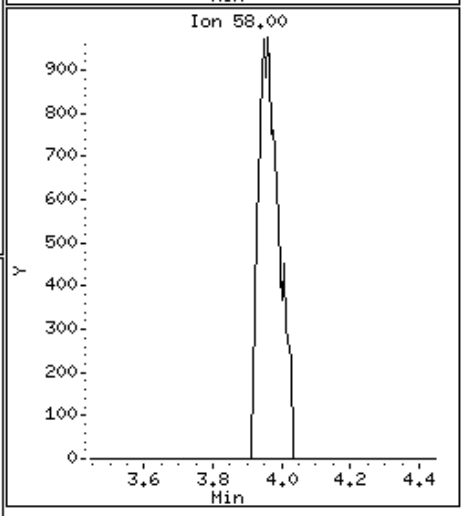

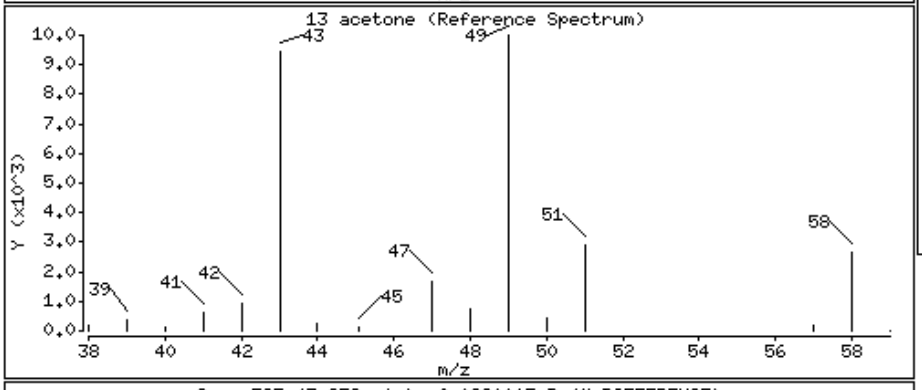

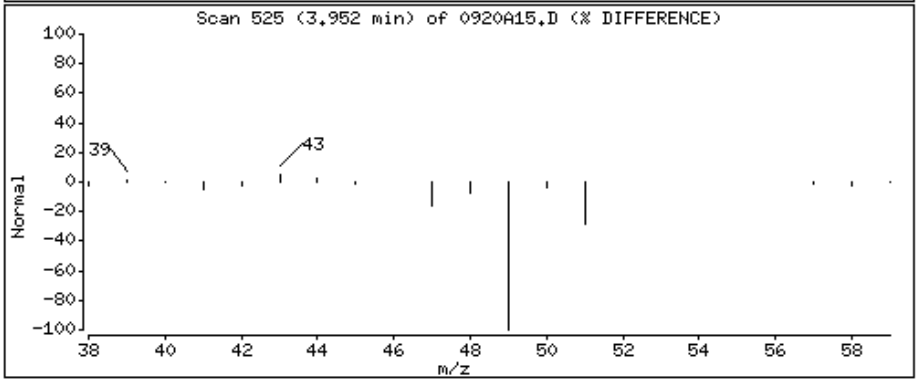

Data File: \\Orgserv2\ff\chem\GCMSVOA\Voa105.i\140920.b\0920A15.D

Date : 20-SEP-2014 21:47

Client ID:

Instrument: Voa105.i

Sample Info: l1421110-45,31,10,,a

Purge Volume: 10.0

Operator: PD

Column phase:

Column diameter: 0.18

28 chloroform

Concentration: 21.761 ngs

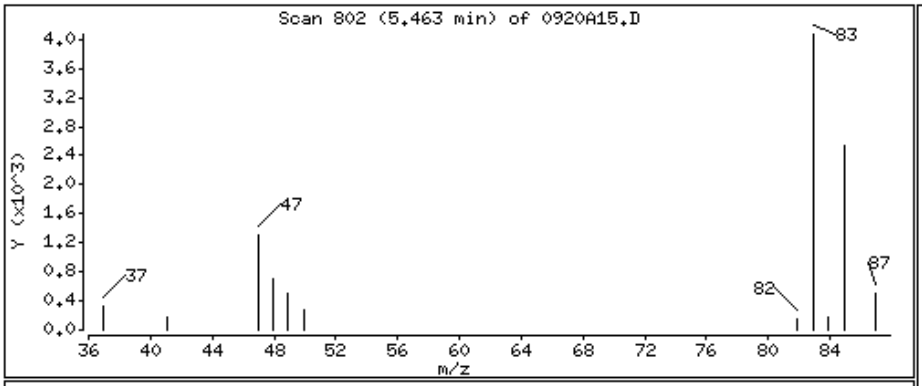

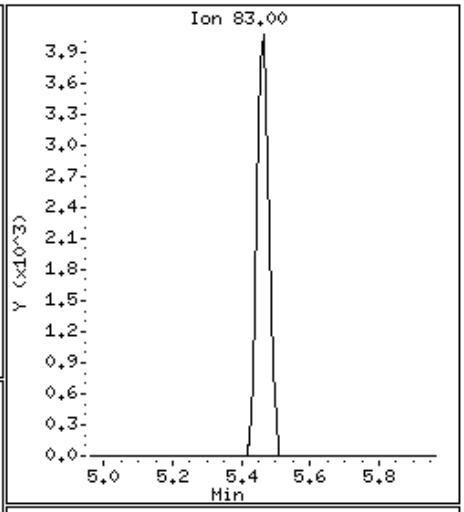

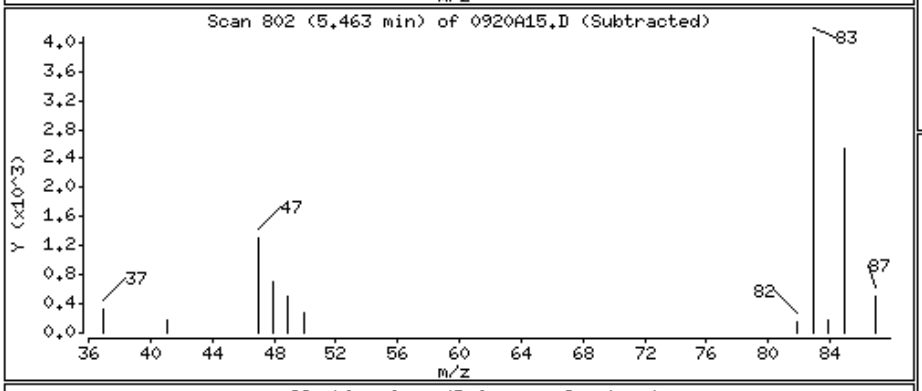

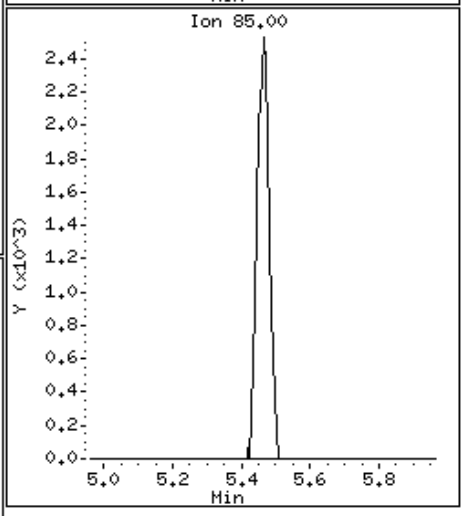

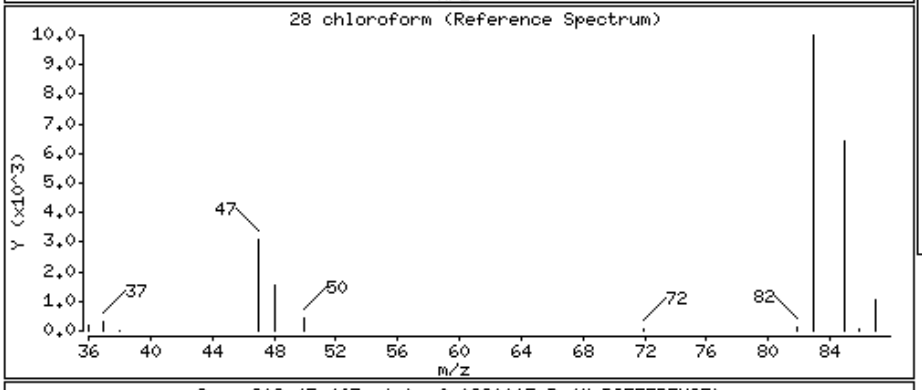

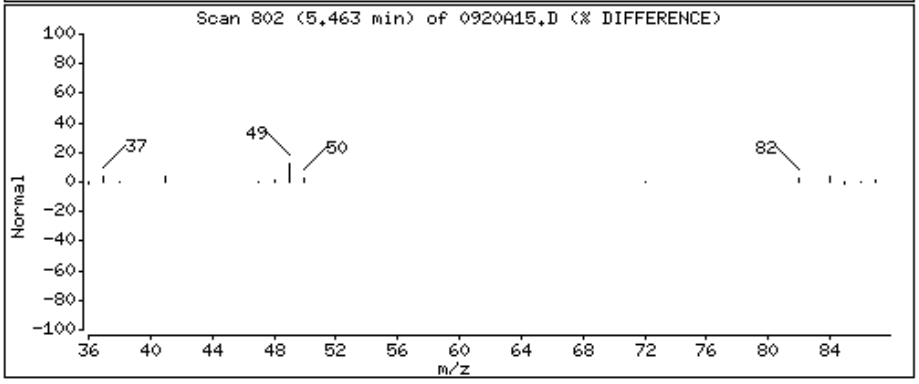

Data File: \\Orgserv2\ff\chem\GCMSVOA\Voa105.i\140920.b\0920A15.D

Date : 20-SEP-2014 21:47

Client ID:

Instrument: Voa105.i

Sample Info: l1421110-45,31,10,,a

Purge Volume: 10.0

Operator: PD

Column phase:

Column diameter: 0.18

43 trichloroethene

Concentration: 15.756 ngs

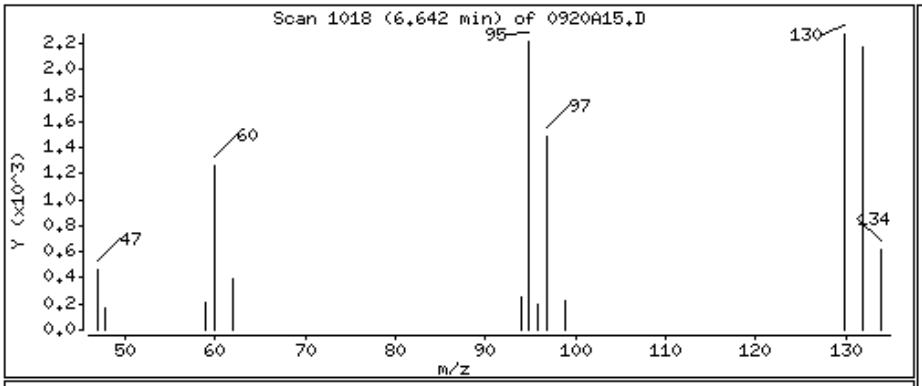

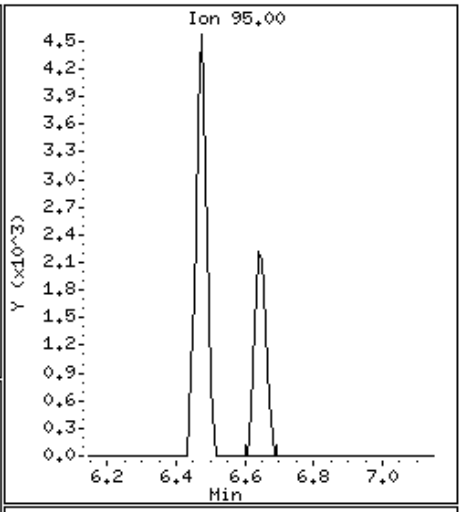

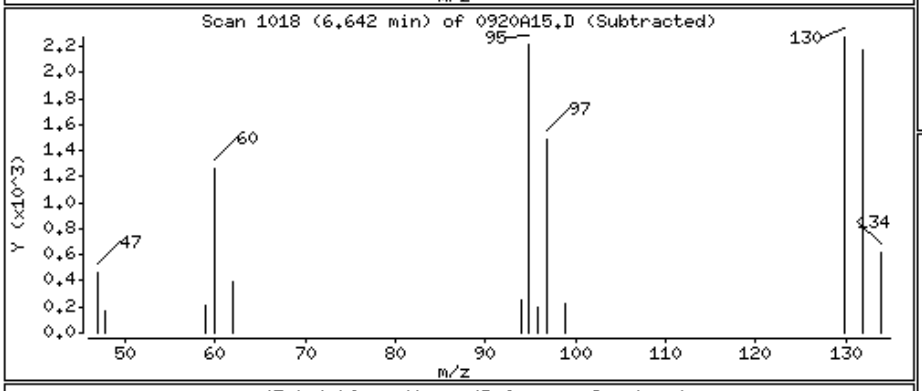

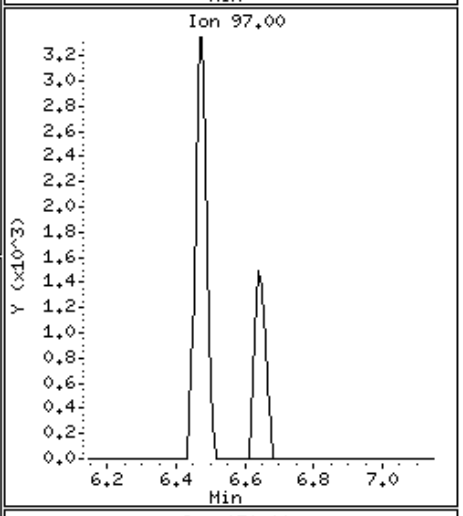

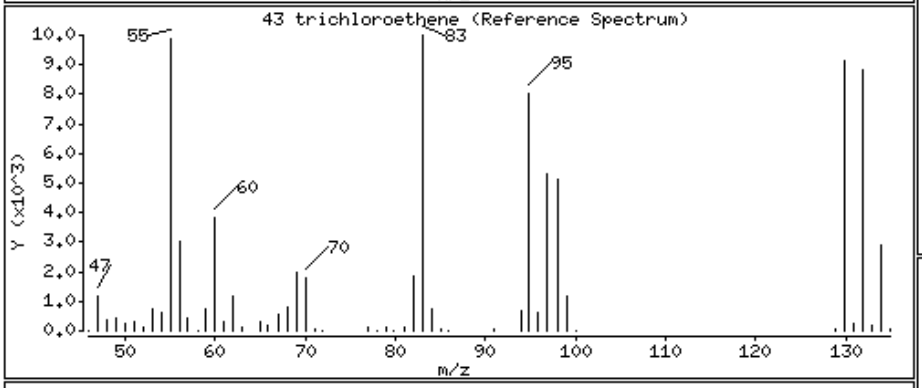

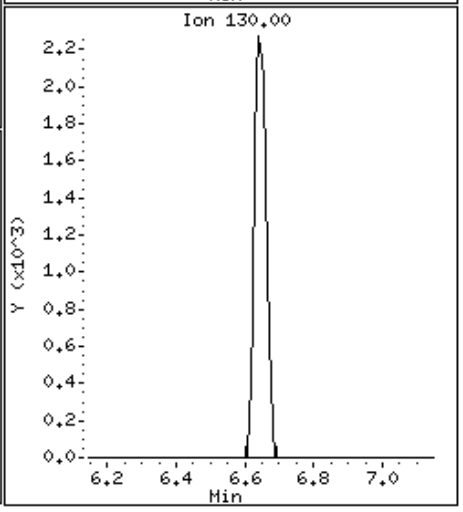

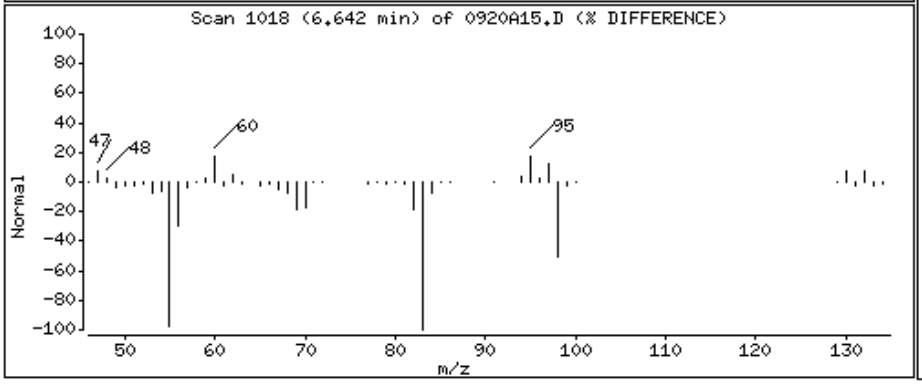

Data File: \\Orgserv2\ff\chem\GCMSVOA\Voa105.i\140920.b\0920A15.D

Date : 20-SEP-2014 21:47

Client ID:

Instrument: Voa105.i

Sample Info: l1421110-45,31,10,,a

Purge Volume: 10.0

Operator: PD

Column phase:

Column diameter: 0.18

55 tetrachloroethene

Concentration: 24.250 ngs

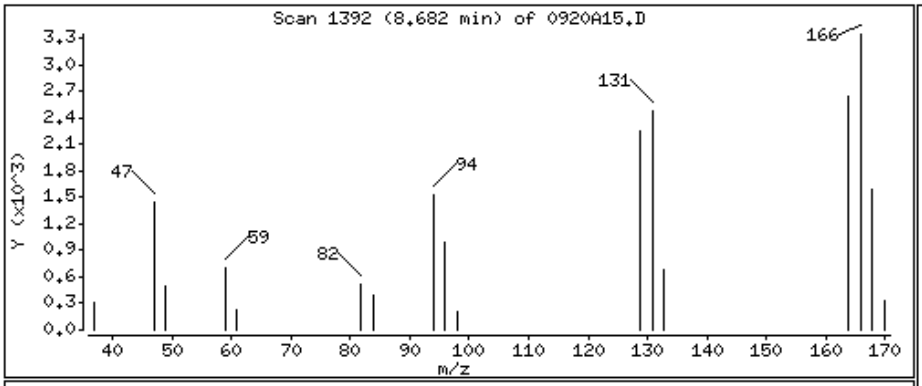

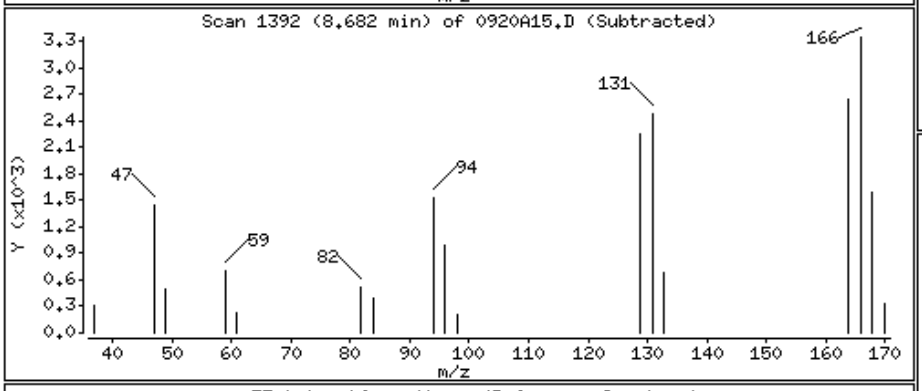

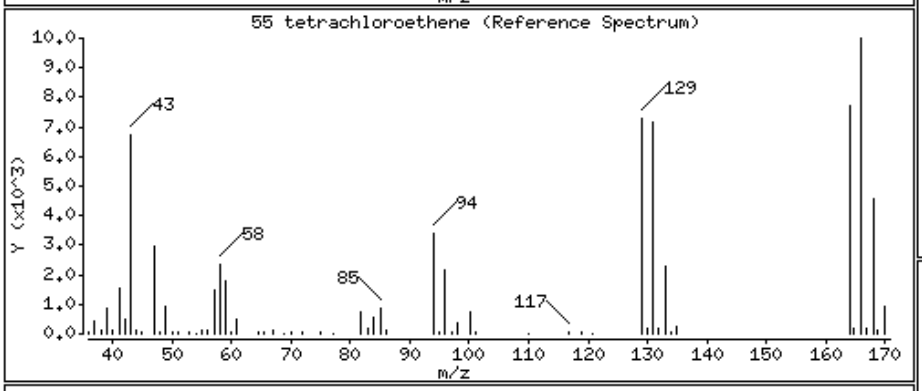

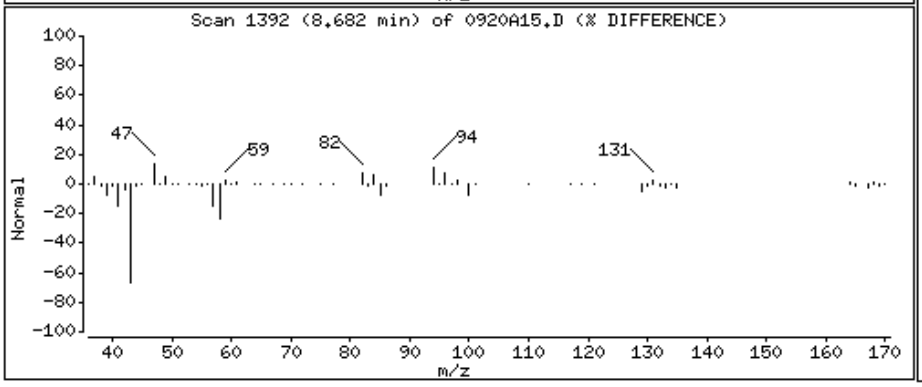

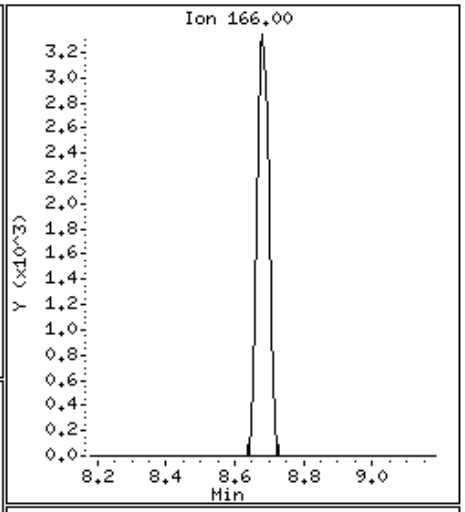

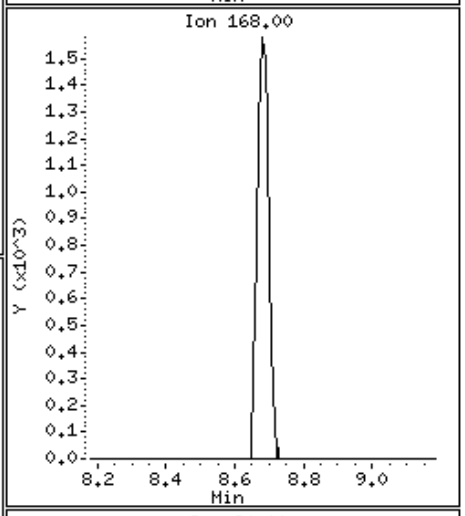

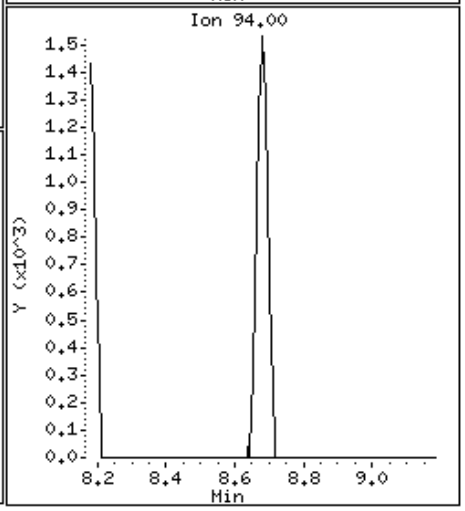

Alpha Analytical Labs

Manual Integration

Sample Info	: l1421110-45,31,10,,a wg723893,ical10058		
Instrument ID	: Voa105.i		
Method	: liq8260B.m		
File	: 0920A15.D		
Injection Date	: 20-SEP-2014 21:47		
Quantitation	: ISTD	Integrator :	HP RTE
Dilution Factor	: 1.00	Sample Type:	SAMPLE

This File has no version history.

//Orgserv2/ff/chem/GCMSVOA/Voa105.i/140920.b/original/0920A15.D

Alpha Analytical Labs

gc/ms voa - VOA101

Data file : \\Orgserv2\ff\chem\GCMSVOA\Voa108.i\140920.b\0920A07.D
Lab Smp Id:
Inj Date : 20-SEP-2014 21:57
Operator : PD Inst ID: Voa108.i
Smp Info : l1421110-57,31,10,,a
Misc Info : wg723894,ical10135
Comment :
Method : \\Orgserv2\ff\chem\GCMSVOA\Voa108.i\140920.b\liq8260C.m
Meth Date : 20-Sep-2014 23:14 pduczmalew Quant Type: ISTD
Cal Date : 19-SEP-2014 21:14 Cal File: 0919N13.D
Als bottle: 7
Dil Factor: 1.00000
Integrator: HP RTE Compound Sublist: NJTCL.sub
Target Version: 4.12
Processing Host: VIRTUALXP-76524

Concentration Formula: Amt * DF * 0.1 * CpndVariable
Cpnd Variable Local Compound Variable

	Compounds	QUANT SIG MASS	RT	EXP RT	REL RT	RESPONSE	CONCENTRATIONS ON-COLUMN (ngs)	FINAL (ngs)	REVIEW CODE
1	dichlorodifluoromethane	85	Compound Not Detected.						
2	chloromethane	50	Compound Not Detected.						
3	vinyl chloride	62	Compound Not Detected.						
4	bromomethane	94	Compound Not Detected.						
5	chloroethane	64	Compound Not Detected.						
6	trichlorofluoromethane	101	Compound Not Detected.						
9	1,1,-dichloroethene	96	Compound Not Detected.						
11	freon-113	101	Compound Not Detected.						
10	carbon disulfide	76	Compound Not Detected.						
15	methylene chloride	84	Compound Not Detected.						
16	acetone	43	3.710	3.704	(0.600)	972	19.0375	1.903(QM)	M2
17	trans-1,2-dichloroethene	96	Compound Not Detected.						
18	Methyl Acetate	43	Compound Not Detected.						
19	methyl tert butyl ether	73	Compound Not Detected.						
22	1,1-dichloroethane	63	Compound Not Detected.						
27	cis-1,2-dichloroethene	96	Compound Not Detected.						
29	bromochloromethane	128	Compound Not Detected.						
30	Cyclohexane	56	Compound Not Detected.						
31	chloroform	83	Compound Not Detected.						
33	carbontetrachloride	117	Compound Not Detected.						
$ 36	dibromofluoromethane	113	5.366	5.366	(0.868)	50251	109.165	10.916	
37	1,1,1-trichloroethane	97	Compound Not Detected.						
38	2-butanone	43	Compound Not Detected.						
40	benzene	78	Compound Not Detected.						
$ 42	1,2-dichloroethane-d4	65	5.907	5.899	(0.955)	57546	120.996	12.099	
43	1,2-dichloroethane	62	Compound Not Detected.						
* 46	flourobenzene	96	6.183	6.180	(1.000)	176311	100.000		
48	trichloroethene	95	Compound Not Detected.						

	Compounds	QUANT SIG MASS	RT	EXP RT	REL RT	RESPONSE	CONCENTRATIONS ON-COLUMN (ngs)	CONCENTRATIONS FINAL (ngs)	REVIEW CODE
	47 methyl cyclohexane	83	Compound Not Detected.						
	52 1,2-dichloropropane	63	Compound Not Detected.						
	53 bromodichloromethane	83	Compound Not Detected.						
	54 1,4-Dioxane	88	Compound Not Detected.						
	57 cis-1,3-dichloropropene	75	Compound Not Detected.						
$	58 toluene-d8	98	7.882	7.879	(0.810)	168465	98.8992	9.889	
	59 toluene	92	Compound Not Detected.						
	60 4-methyl-2-pentanone	58	Compound Not Detected.						
	61 tetrachloroethene	166	Compound Not Detected.						
	62 trans-1,3-dichloropropene	75	Compound Not Detected.						
	66 1,1,2-trichloroethane	83	Compound Not Detected.						
	67 chlorodibromomethane	129	Compound Not Detected.						
	70 1,2-dibromoethane	107	Compound Not Detected.						
	71 2-hexanone	43	Compound Not Detected.						
*	72 chlorobenzene-d5	117	9.728	9.728	(1.000)	127471	100.000		
	73 chlorobenzene	112	Compound Not Detected.						
	74 ethyl benzene	91	Compound Not Detected.						
	76 p/m xylene	106	Compound Not Detected.						
	77 o xylene	106	Compound Not Detected.						
	78 styrene	104	Compound Not Detected.						
	79 bromoform	173	Compound Not Detected.						
	80 isopropylbenzene	105	Compound Not Detected.						
$	81 4-bromofluorobenzene	95	11.197	11.197	(0.904)	58707	105.539	10.553	
	85 1,1,2,2,-tetrachloroethane	83	Compound Not Detected.						
	97 1,3-dichlorobenzene	146	Compound Not Detected.						
*	98 1,4-dichlorobenzene-d4	152	12.385	12.382	(1.000)	56117	100.000		
	99 1,4-dichlorobenzene	146	Compound Not Detected.						
	102 1,2-dichlorobenzene	146	Compound Not Detected.						
	104 1,2-dibromo-3-chloropropane	75	Compound Not Detected.						
	107 1,2,4-trichlorobenzene	180	Compound Not Detected.						
	109 1,2,3-trichlorobenzene	180	Compound Not Detected.						

QC Flag Legend

Q - Qualifier signal failed the ratio test.
M - Compound response manually integrated.

Alpha Analytical Labs

gc/ms voa - VOA101

Data file : \\Orgserv2\ff\chem\GCMSVOA\Voa108.i\140920.b\0920A07.D
Lab Smp Id:
Inj Date : 20-SEP-2014 21:57
Operator : PD Inst ID: Voa108.i
Smp Info : l1421110-57,31,10,,a
Misc Info : wg723894,ical10135
Comment :
Method : \\Orgserv2\ff\chem\GCMSVOA\Voa108.i\140920.b\liq8260C.m
Meth Date : 20-Sep-2014 23:14 pduczmalew Quant Type: ISTD
Cal Date : 19-SEP-2014 21:14 Cal File: 0919N13.D
Als bottle: 7
Dil Factor: 1.00000
Integrator: HP RTE Compound Sublist: NJTCL.sub
Target Version: 4.12
Processing Host: VIRTUALXP-76524

- NO TENTATIVELY IDENTIFIED COMPOUNDS -

Alpha Analytical Labs

INTERNAL STANDARD COMPOUNDS
AREA AND RT SUMMARY

Instrument ID: Voa108.i
Lab File ID: 0920A07.D
Lab Smp Id:
Analysis Type: VOA
Quant Type: ISTD
Operator: PD
Method File: \\Orgserv2\ff\chem\GCMSVOA\Voa108.i\140920.b\liq8260C.m
Misc Info: wg723894,ical10135

Calibration Date: 20-SEP-2014
Calibration Time: 19:36
Level: LOW
Sample Type: WATER

Test Mode:
Use Last Continuing Calibrator.
If Continuing Cal. use Initial Cal. Level 3

		AREA LIMIT			
COMPOUND	STANDARD	LOWER	UPPER	SAMPLE	%DIFF
46 flourobenzene	272786	136393	545572	176311	-35.37
72 chlorobenzene-d5	205923	102962	411846	127471	-38.10
98 1,4-dichlorobenze	104724	52362	209448	56117	-46.41

		RT LIMIT			
COMPOUND	STANDARD	LOWER	UPPER	SAMPLE	%DIFF
46 flourobenzene	6.18	5.68	6.68	6.18	0.05
72 chlorobenzene-d5	9.73	9.23	10.23	9.73	0.00
98 1,4-dichlorobenze	12.38	11.88	12.88	12.39	0.02

AREA UPPER LIMIT = +100% of internal standard area.
AREA LOWER LIMIT = - 50% of internal standard area.
RT UPPER LIMIT = + 0.50 minutes of internal standard RT.
RT LOWER LIMIT = - 0.50 minutes of internal standard RT.

Alpha Analytical Labs

RECOVERY REPORT

Client Name: Client SDG: SDGa00307
Sample Matrix: LIQUID Fraction: VOA
Lab Smp Id:
Level: LOW Operator: PD
Data Type: MS DATA SampleType: SAMPLE
SpikeList File: curveallim.spk Quant Type: ISTD
Sublist File: NJTCL.sub
Method File: \\Orgserv2\ff\chem\GCMSVOA\Voa108.i\140920.b\liq8260C.m
Misc Info: wg723894,ical10135

SURROGATE COMPOUND	AMOUNT ADDED ngs	AMOUNT RECOVERED ngs	% RECOVERED	LIMITS
$ 36 dibromofluorometha	100.000	109.164	109.16	70-130
$ 42 1,2-dichloroethane	100.000	120.995	121.00	70-130
$ 58 toluene-d8	100.000	98.899	98.90	70-130
$ 81 4-bromofluorobenze	100.000	105.538	105.54	70-130

Data File: \\Orgserv2\ff\chem\GCMSVOA\Voa108.i\140920.b\0920A07.D
Date : 20-SEP-2014 21:57
Client ID:
Sample Info: 11421110-57,31,10,,a
Purge Volume: 10.0
Column phase:

Instrument: Voa108.i
Operator: PD
Column diameter: 0.18

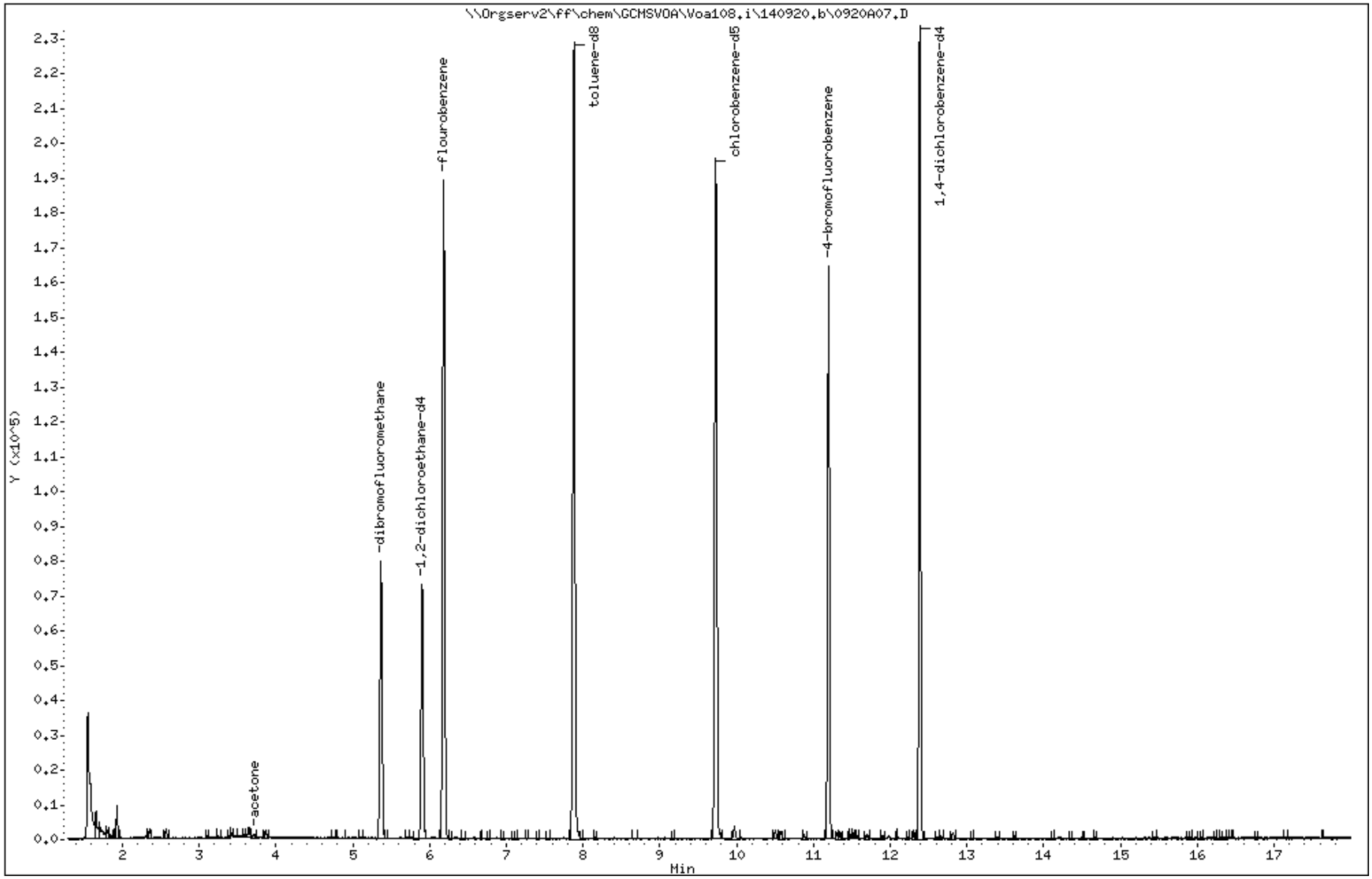

Data File: \\Orgserv2\ff\chem\GCMSVOA\Voa108.i\140920.b\0920A07.D

Date : 20-SEP-2014 21:57

Client ID:

Instrument: Voa108.i

Sample Info: l1421110-57,31,10,,a

Purge Volume: 10.0

Operator: PD

Column phase:

Column diameter: 0.18

16 acetone

Concentration: 1.903 ngs

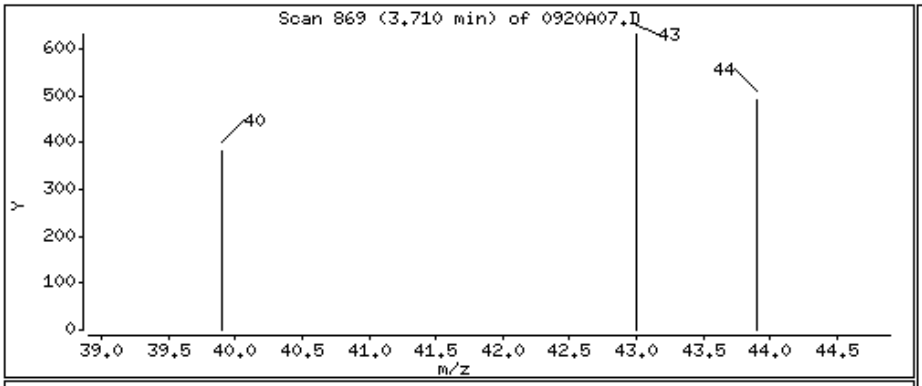

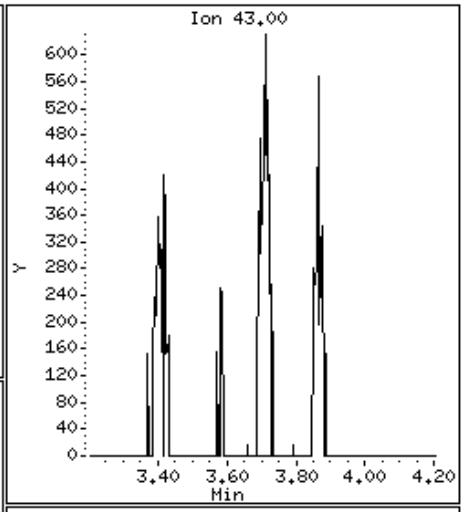

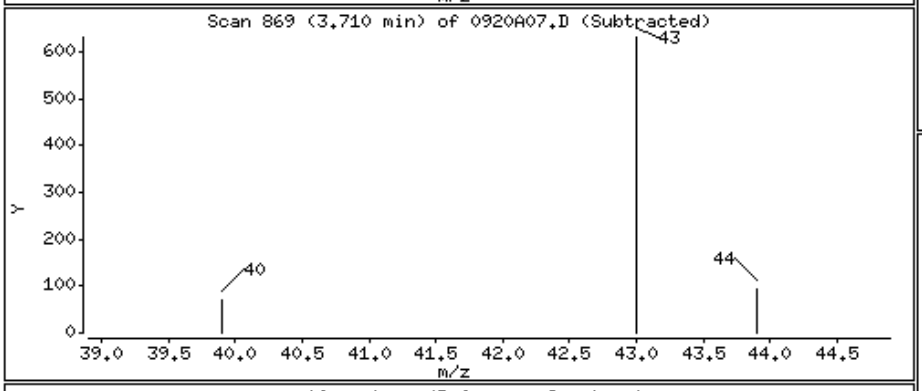

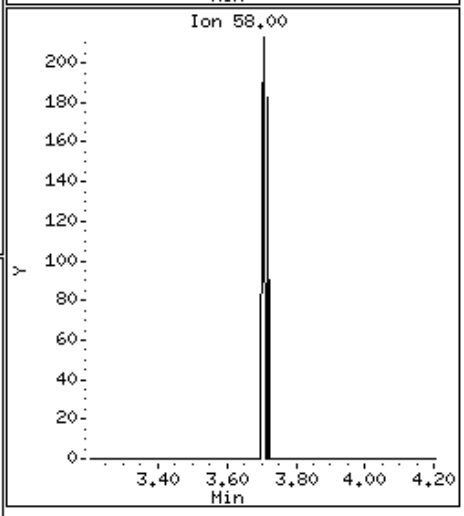

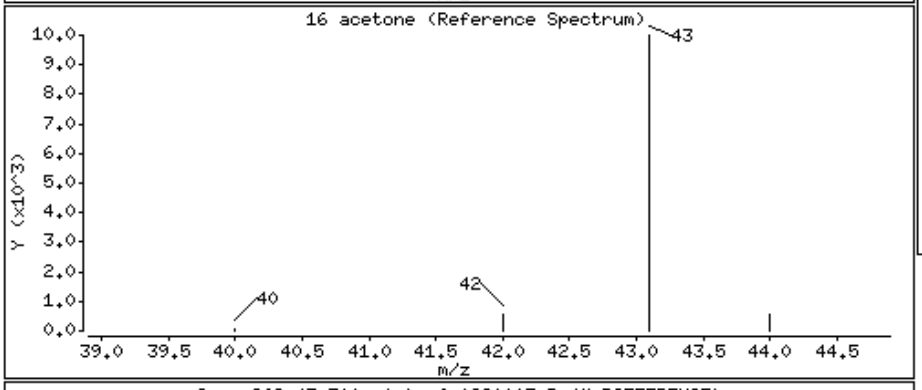

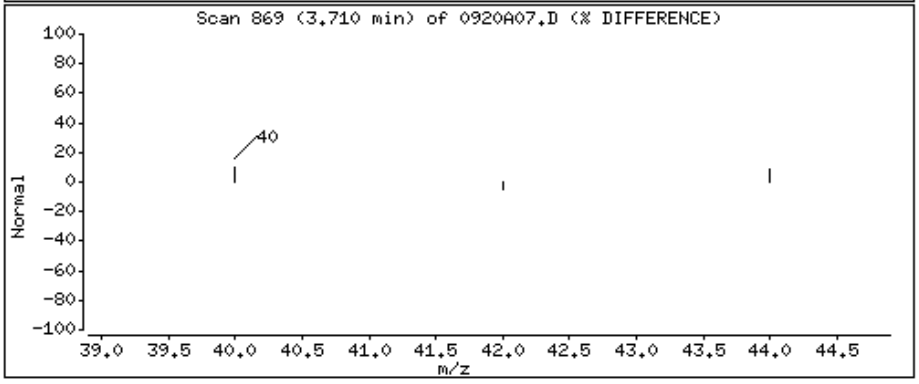

Alpha Analytical Labs

Manual Integration

Sample Info	: l1421110-57,31,10,,a wg723894,ical10135		
Instrument ID	: Voa108.i		
Method	: liq8260C.m		
File	: 0920A07.D		
Injection Date	: 20-SEP-2014 21:57		
Quantitation	: ISTD	Integrator :	HP RTE
Dilution Factor	: 1.00	Sample Type:	SAMPLE

This File has no version history.

//Orgserv2/ff/chem/GCMSVOA/Voa108.i/140920.b/original/0920A07.D

Alpha Analytical Labs

gc/ms voa - VOA105

Data file : \\Orgserv2\ff\chem\GCMSVOA\Voa105.i\140920.b\0920A16.D
Lab Smp Id:
Inj Date : 20-SEP-2014 22:15
Operator : PD Inst ID: Voa105.i
Smp Info : l1421110-46,31,10,,a
Misc Info : wg723893,ical10058
Comment :
Method : \\Orgserv2\ff\chem\GCMSVOA\Voa105.i\140920.b\liq8260B.m
Meth Date : 20-Sep-2014 16:39 pduczmalew Quant Type: ISTD
Cal Date : 04-SEP-2014 00:38 Cal File: 0903A13.D
Als bottle: 16
Dil Factor: 1.00000
Integrator: HP RTE Compound Sublist: NJTCL.sub
Target Version: 4.12
Processing Host: VIRTUALXP-76524

Concentration Formula: Amt * DF * CpndVariable
Cpnd Variable Local Compound Variable

	Compounds	QUANT SIG MASS	RT	EXP RT	REL RT	RESPONSE	CONCENTRATIONS ON-COLUMN (ngs)	FINAL (ngs)	REVIEW CODE
	1 dichlorodifluoromethane	85	Compound Not Detected.						
	2 chloromethane	50	Compound Not Detected.						
	3 vinyl chloride	62	Compound Not Detected.						
	4 bromomethane	94	Compound Not Detected.						
	5 chloroethane	64	Compound Not Detected.						
	6 trichlorofluoromethane	101	Compound Not Detected.						
	8 1,1,-dichloroethene	96	Compound Not Detected.						
	9 carbon disulfide	76	Compound Not Detected.						
	10 freon-113	101	Compound Not Detected.						
	11 methylene chloride	84	Compound Not Detected.						
	13 acetone	43	Compound Not Detected.						
	14 trans-1,2-dichloroethene	96	Compound Not Detected.						
	15 Methyl Acetate	43	Compound Not Detected.						
	16 methyl tert butyl ether	73	Compound Not Detected.						
	19 1,1-dichloroethane	63	Compound Not Detected.						
	24 cis-1,2-dichloroethene	96	Compound Not Detected.						
	27 bromochloromethane	128	Compound Not Detected.						
	26 Cyclohexane	56	Compound Not Detected.						
	28 chloroform	83	Compound Not Detected.						
	30 carbontetrachloride	117	Compound Not Detected.						
$	32 dibromofluoromethane	113	5.648	5.648	(0.873)	27173	100.493	100.493	
	33 1,1,1-trichloroethane	97	Compound Not Detected.						
	34 2-butanone	43	Compound Not Detected.						
	36 benzene	78	Compound Not Detected.						
$	38 1,2-dichloroethane-d4	65	6.188	6.188	(0.956)	30550	118.237	118.236	
	39 1,2-dichloroethane	62	Compound Not Detected.						
*	41 flourobenzene	96	6.472	6.472	(1.000)	120194	100.000		
	42 methyl cyclohexane	83	Compound Not Detected.						

	Compounds	QUANT SIG MASS	RT	EXP RT	REL RT	RESPONSE	CONCENTRATIONS ON-COLUMN (ngs)	CONCENTRATIONS FINAL (ngs)	REVIEW CODE
	43 trichloroethene	95	Compound Not Detected.						
	46 1,2-dichloropropane	63	Compound Not Detected.						
	47 bromodichloromethane	83	Compound Not Detected.						
	49 1,4-Dioxane	88	Compound Not Detected.						
	52 cis-1,3-dichloropropene	75	Compound Not Detected.						
$	53 toluene-d8	98	8.180	8.180	(0.814)	117787	104.348	104.348	
	54 toluene	92	Compound Not Detected.						
	56 4-methyl-2-pentanone	58	Compound Not Detected.						
	55 tetrachloroethene	166	Compound Not Detected.						
	57 trans-1,3-dichloropropene	75	Compound Not Detected.						
	60 1,1,2-trichloroethane	83	Compound Not Detected.						
	61 chlorodibromomethane	129	Compound Not Detected.						
	64 1,2-dibromoethane	107	Compound Not Detected.						
	65 2-hexanone	43	Compound Not Detected.						
*	66 chlorobenzene-d5	117	10.046	10.046	(1.000)	101926	100.000		
	67 chlorobenzene	112	Compound Not Detected.						
	68 ethyl benzene	91	Compound Not Detected.						
	70 p/m xylene	106	Compound Not Detected.						
	71 o xylene	106	Compound Not Detected.						
	72 styrene	104	Compound Not Detected.						
	73 bromoform	173	Compound Not Detected.						
	74 isopropylbenzene	105	Compound Not Detected.						
$	75 4-bromofluorobenzene	95	11.470	11.464	(0.907)	52125	84.1755	84.175	
	79 1,1,2,2,-tetrachloroethane	83	Compound Not Detected.						
	92 1,3-dichlorobenzene	146	Compound Not Detected.						
*	93 1,4-dichlorobenzene-d4	152	12.643	12.643	(1.000)	59730	100.000		
	94 1,4-dichlorobenzene	146	Compound Not Detected.						
	97 1,2-dichlorobenzene	146	Compound Not Detected.						
	99 1,2-dibromo-3-chloropropane	75	Compound Not Detected.						
	102 1,2,4-trichlorobenzene	180	Compound Not Detected.						
	104 1,2,3-trichlorobenzene	180	Compound Not Detected.						

Alpha Analytical Labs

gc/ms voa - VOA105

Data file : \\Orgserv2\ff\chem\GCMSVOA\Voa105.i\140920.b\0920A16.D
Lab Smp Id:
Inj Date : 20-SEP-2014 22:15
Operator : PD Inst ID: Voa105.i
Smp Info : l1421110-46,31,10,,a
Misc Info : wg723893,ical10058
Comment :
Method : \\Orgserv2\ff\chem\GCMSVOA\Voa105.i\140920.b\liq8260B.m
Meth Date : 20-Sep-2014 16:39 pduczmalew Quant Type: ISTD
Cal Date : 04-SEP-2014 00:38 Cal File: 0903A13.D
Als bottle: 16
Dil Factor: 1.00000
Integrator: HP RTE Compound Sublist: NJTCL.sub
Target Version: 4.12
Processing Host: VIRTUALXP-76524

- NO TENTATIVELY IDENTIFIED COMPOUNDS -

Alpha Analytical Labs

INTERNAL STANDARD COMPOUNDS
AREA AND RT SUMMARY

Instrument ID: Voa105.i
Lab File ID: 0920A16.D
Lab Smp Id:
Analysis Type: VOA
Quant Type: ISTD
Operator: PD
Method File: \\Orgserv2\ff\chem\GCMSVOA\Voa105.i\140920.b\liq8260B.m
Misc Info: wg723893,ical10058

Calibration Date: 20-SEP-2014
Calibration Time: 15:44
Level: LOW
Sample Type: WATER

Test Mode:
Use Last Continuing Calibrator.
If Continuing Cal. use Initial Cal. Level 3

COMPOUND	STANDARD	AREA LIMIT LOWER	AREA LIMIT UPPER	SAMPLE	%DIFF
41 flourobenzene	193466	96733	386932	120194	-37.87
66 chlorobenzene-d5	174217	87109	348434	101926	-41.49
93 1,4-dichlorobenze	115996	57998	231992	59730	-48.51

COMPOUND	STANDARD	RT LIMIT LOWER	RT LIMIT UPPER	SAMPLE	%DIFF
41 flourobenzene	6.47	5.97	6.97	6.47	0.00
66 chlorobenzene-d5	10.05	9.55	10.55	10.05	0.00
93 1,4-dichlorobenze	12.64	12.14	13.14	12.64	0.00

AREA UPPER LIMIT = +100% of internal standard area.
AREA LOWER LIMIT = - 50% of internal standard area.
RT UPPER LIMIT = + 0.50 minutes of internal standard RT.
RT LOWER LIMIT = - 0.50 minutes of internal standard RT.

Alpha Analytical Labs

RECOVERY REPORT

Client Name: Client SDG: SDGa00307
Sample Matrix: LIQUID Fraction: VOA
Lab Smp Id:
Level: LOW Operator: PD
Data Type: MS DATA SampleType: SAMPLE
SpikeList File: curveall.spk Quant Type: ISTD
Sublist File: NJTCL.sub
Method File: \\Orgserv2\ff\chem\GCMSVOA\Voa105.i\140920.b\liq8260B.m
Misc Info: wg723893,ical10058

SURROGATE COMPOUND	AMOUNT ADDED ngs	AMOUNT RECOVERED ngs	% RECOVERED	LIMITS
$ 32 dibromofluorometha	100.000	100.493	100.49	70-130
$ 38 1,2-dichloroethane	100.000	118.236	118.24	70-130
$ 53 toluene-d8	100.000	104.348	104.35	70-130
$ 75 4-bromofluorobenze	100.000	84.175	84.18	70-130

Data File: \\Orgserv2\ff\chem\GCMSVOA\Voa105.i\140920.b\0920A16.D
Date : 20-SEP-2014 22:15
Client ID:
Sample Info: 11421110-46,31,10,,a
Purge Volume: 10.0
Column phase:

Instrument: Voa105.i
Operator: PD
Column diameter: 0.18

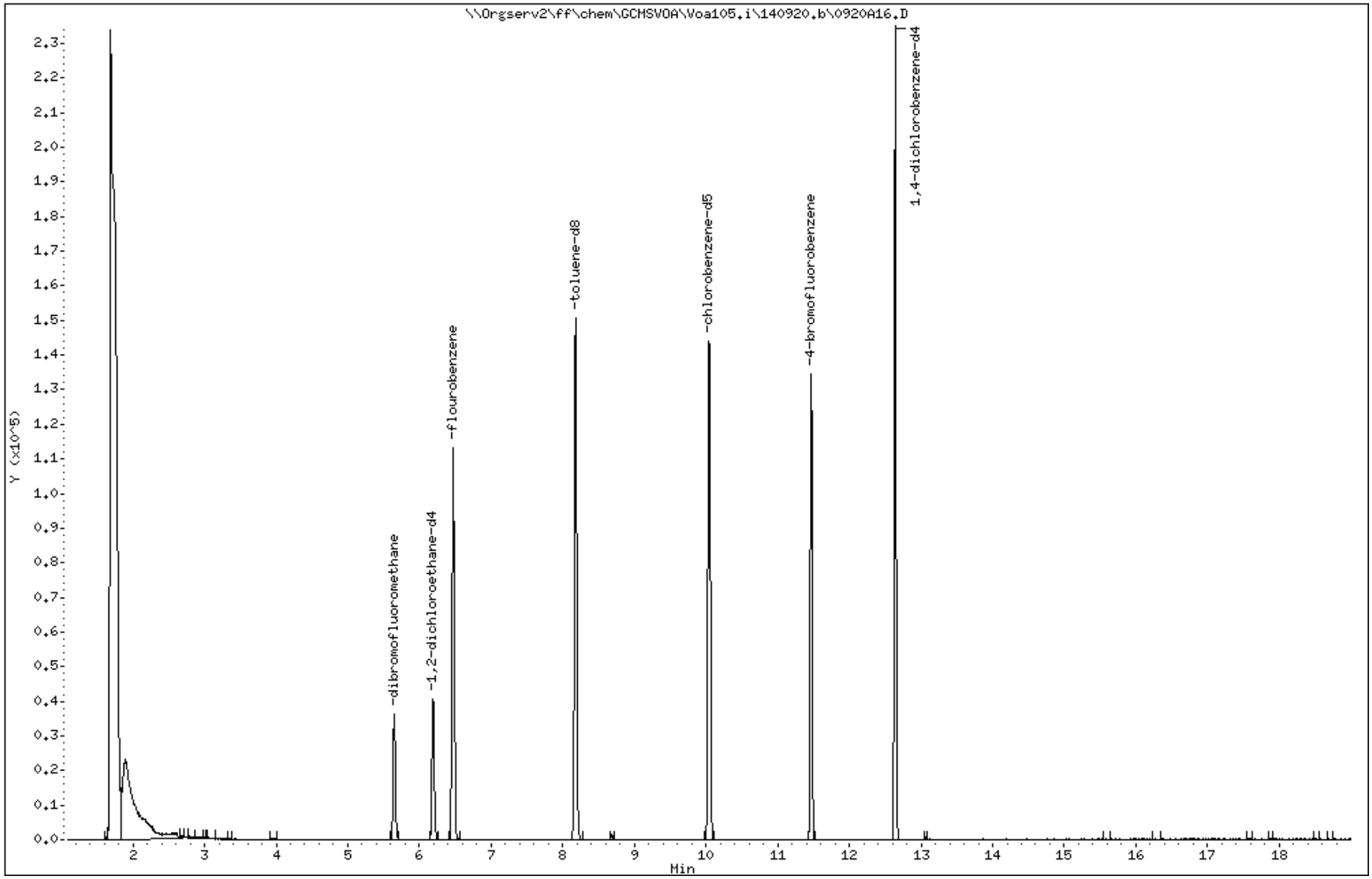

Alpha Analytical Labs

Manual Integration

Sample Info	: l1421110-46,31,10,,a wg723893,ical10058		
Instrument ID	: Voa105.i		
Method	: liq8260B.m		
File	: 0920A16.D		
Injection Date	: 20-SEP-2014 22:15		
Quantitation	: ISTD	Integrator :	HP RTE
Dilution Factor	: 1.00	Sample Type:	SAMPLE

This File has no version history.

//Orgserv2/ff/chem/GCMSVOA/Voa105.i/140920.b/original/0920A16.D

Alpha Analytical Labs

gc/ms voa - VOA105

Data file : \\Orgserv2\ff\chem\GCMSVOA\Voa105.i\140921.b\0921A06.D
Lab Smp Id:
Inj Date : 21-SEP-2014 15:56
Operator : PD Inst ID: Voa105.i
Smp Info : l1421110-47,31,10,,c
Misc Info : wg723949,ical10058
Comment :
Method : \\Orgserv2\ff\chem\GCMSVOA\Voa105.i\140921.b\liq8260B.m
Meth Date : 21-Sep-2014 18:25 pduczmalew Quant Type: ISTD
Cal Date : 04-SEP-2014 00:38 Cal File: 0903A13.D
Als bottle: 6
Dil Factor: 1.00000
Integrator: HP RTE Compound Sublist: NJTCL.sub
Target Version: 4.12
Processing Host: VIRTUALXP-76524

Concentration Formula: Amt * DF * CpndVariable
Cpnd Variable Local Compound Variable

		QUANT SIG					CONCENTRATIONS		
	Compounds	MASS	RT	EXP RT	REL RT	RESPONSE	ON-COLUMN (ngs)	FINAL (ngs)	REVIEW CODE
	1 dichlorodifluoromethane	85	Compound Not Detected.						
	2 chloromethane	50	Compound Not Detected.						
	3 vinyl chloride	62	Compound Not Detected.						
	4 bromomethane	94	Compound Not Detected.						
	5 chloroethane	64	Compound Not Detected.						
	6 trichlorofluoromethane	101	Compound Not Detected.						
	8 1,1,-dichloroethene	96	Compound Not Detected.						
	9 carbon disulfide	76	Compound Not Detected.						
	10 freon-113	101	Compound Not Detected.						
	11 methylene chloride	84	Compound Not Detected.						
	13 acetone	43	Compound Not Detected.						
	14 trans-1,2-dichloroethene	96	Compound Not Detected.						
	15 Methyl Acetate	43	Compound Not Detected.						
	16 methyl tert butyl ether	73	Compound Not Detected.						
	19 1,1-dichloroethane	63	Compound Not Detected.						
	24 cis-1,2-dichloroethene	96	Compound Not Detected.						
	27 bromochloromethane	128	Compound Not Detected.						
	26 Cyclohexane	56	Compound Not Detected.						
	28 chloroform	83	5.457	5.462	(0.843)	815	1.47145	1.471	
	30 carbontetrachloride	117	Compound Not Detected.						
$	32 dibromofluoromethane	113	5.648	5.648	(0.873)	35638	101.989	101.989	
	33 1,1,1-trichloroethane	97	Compound Not Detected.						
	34 2-butanone	43	Compound Not Detected.						
	36 benzene	78	Compound Not Detected.						
$	38 1,2-dichloroethane-d4	65	6.188	6.188	(0.956)	37234	111.512	111.512	
	39 1,2-dichloroethane	62	Compound Not Detected.						
*	41 flourobenzene	96	6.472	6.472	(1.000)	155325	100.000		
	42 methyl cyclohexane	83	Compound Not Detected.						

			QUANT SIG MASS	RT	EXP RT	REL RT	RESPONSE	CONCENTRATIONS ON-COLUMN (ngs)	CONCENTRATIONS FINAL (ngs)	REVIEW CODE
	43	trichloroethene	95	Compound Not Detected.						
	46	1,2-dichloropropane	63	Compound Not Detected.						
	47	bromodichloromethane	83	Compound Not Detected.						
	49	1,4-Dioxane	88	Compound Not Detected.						
	52	cis-1,3-dichloropropene	75	Compound Not Detected.						
$	53	toluene-d8	98	8.180	8.180	(0.814)	154578	102.446	102.445	
	54	toluene	92	Compound Not Detected.						
	56	4-methyl-2-pentanone	58	Compound Not Detected.						
	55	tetrachloroethene	166	Compound Not Detected.						
	57	trans-1,3-dichloropropene	75	Compound Not Detected.						
	60	1,1,2-trichloroethane	83	Compound Not Detected.						
	61	chlorodibromomethane	129	Compound Not Detected.						
	64	1,2-dibromoethane	107	Compound Not Detected.						
	65	2-hexanone	43	Compound Not Detected.						
*	66	chlorobenzene-d5	117	10.046	10.046	(1.000)	136247	100.000		
	67	chlorobenzene	112	Compound Not Detected.						
	68	ethyl benzene	91	Compound Not Detected.						
	70	p/m xylene	106	Compound Not Detected.						
	71	o xylene	106	Compound Not Detected.						
	72	styrene	104	Compound Not Detected.						
	73	bromoform	173	Compound Not Detected.						
	74	isopropylbenzene	105	Compound Not Detected.						
$	75	4-bromofluorobenzene	95	11.470	11.470	(0.907)	69962	85.5667	85.566	
	79	1,1,2,2,-tetrachloroethane	83	Compound Not Detected.						
	92	1,3-dichlorobenzene	146	Compound Not Detected.						
*	93	1,4-dichlorobenzene-d4	152	12.643	12.643	(1.000)	78866	100.000		
	94	1,4-dichlorobenzene	146	Compound Not Detected.						
	97	1,2-dichlorobenzene	146	Compound Not Detected.						
	99	1,2-dibromo-3-chloropropane	75	Compound Not Detected.						
	102	1,2,4-trichlorobenzene	180	Compound Not Detected.						
	104	1,2,3-trichlorobenzene	180	Compound Not Detected.						

Alpha Analytical Labs

gc/ms voa - VOA105

Data file : \\Orgserv2\ff\chem\GCMSVOA\Voa105.i\140921.b\0921A06.D
Lab Smp Id:
Inj Date : 21-SEP-2014 15:56
Operator : PD Inst ID: Voa105.i
Smp Info : l1421110-47,31,10,,c
Misc Info : wg723949,ical10058
Comment :
Method : \\Orgserv2\ff\chem\GCMSVOA\Voa105.i\140921.b\liq8260B.m
Meth Date : 21-Sep-2014 18:25 pduczmalew Quant Type: ISTD
Cal Date : 04-SEP-2014 00:38 Cal File: 0903A13.D
Als bottle: 6
Dil Factor: 1.00000
Integrator: HP RTE Compound Sublist: NJTCL.sub
Target Version: 4.12
Processing Host: VIRTUALXP-76524

- NO TENTATIVELY IDENTIFIED COMPOUNDS -

Alpha Analytical Labs

INTERNAL STANDARD COMPOUNDS
AREA AND RT SUMMARY

Instrument ID: Voa105.i
Lab File ID: 0921A06.D
Lab Smp Id:
Analysis Type: VOA
Quant Type: ISTD
Operator: PD
Method File: \\Orgserv2\ff\chem\GCMSVOA\Voa105.i\140921.b\liq8260B.m
Misc Info: wg723949,ical10058

Calibration Date: 21-SEP-2014
Calibration Time: 14:05
Level: LOW
Sample Type: WATER

Test Mode:
Use Last Continuing Calibrator.
If Continuing Cal. use Initial Cal. Level 3

COMPOUND	STANDARD	AREA LIMIT LOWER	AREA LIMIT UPPER	SAMPLE	%DIFF
41 flourobenzene	176293	88147	352586	155325	-11.89
66 chlorobenzene-d5	159995	79998	319990	136247	-14.84
93 1,4-dichlorobenze	105628	52814	211256	78866	-25.34

COMPOUND	STANDARD	RT LIMIT LOWER	RT LIMIT UPPER	SAMPLE	%DIFF
41 flourobenzene	6.47	5.97	6.97	6.47	-0.00
66 chlorobenzene-d5	10.05	9.55	10.55	10.05	-0.00
93 1,4-dichlorobenze	12.64	12.14	13.14	12.64	-0.00

AREA UPPER LIMIT = +100% of internal standard area.
AREA LOWER LIMIT = - 50% of internal standard area.
RT UPPER LIMIT = + 0.50 minutes of internal standard RT.
RT LOWER LIMIT = - 0.50 minutes of internal standard RT.

Alpha Analytical Labs

RECOVERY REPORT

Client Name: Client SDG: SDGa00307
Sample Matrix: LIQUID Fraction: VOA
Lab Smp Id:
Level: LOW Operator: PD
Data Type: MS DATA SampleType: SAMPLE
SpikeList File: curveall.spk Quant Type: ISTD
Sublist File: NJTCL.sub
Method File: \\Orgserv2\ff\chem\GCMSVOA\Voa105.i\140921.b\liq8260B.m
Misc Info: wg723949,ical10058

SURROGATE COMPOUND	AMOUNT ADDED ngs	AMOUNT RECOVERED ngs	% RECOVERED	LIMITS
$ 32 dibromofluorometha	100.000	101.989	101.99	70-130
$ 38 1,2-dichloroethane	100.000	111.512	111.51	70-130
$ 53 toluene-d8	100.000	102.445	102.45	70-130
$ 75 4-bromofluorobenze	100.000	85.566	85.57	70-130

Data File: \\Orgserv2\ff\chem\GCMSVOA\Voa105.i\140921.b\0921A06.D
Date : 21-SEP-2014 15:56
Client ID:
Sample Info: 11421110-47,31,10,,c
Purge Volume: 10.0
Column phase:

Instrument: Voa105.i
Operator: PD
Column diameter: 0.18

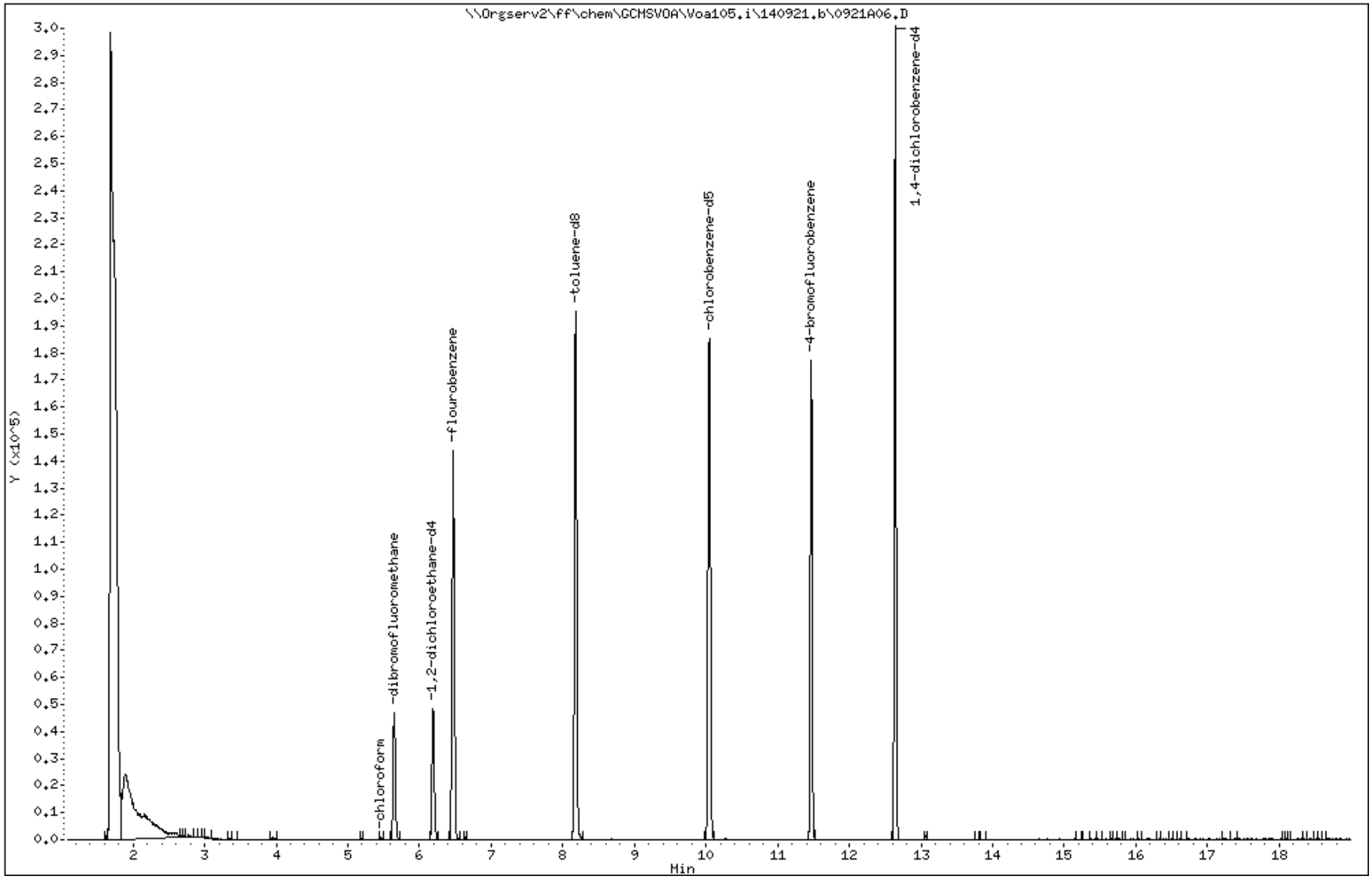

Data File: \\Orgserv2\ff\chem\GCMSVOA\Voa105.i\140921.b\0921A06.D

Date : 21-SEP-2014 15:56

Client ID:

Instrument: Voa105.i

Sample Info: l1421110-47,31,10,,c

Purge Volume: 10.0

Operator: PD

Column phase:

Column diameter: 0.18

28 chloroform

Concentration: 1.471 ngs

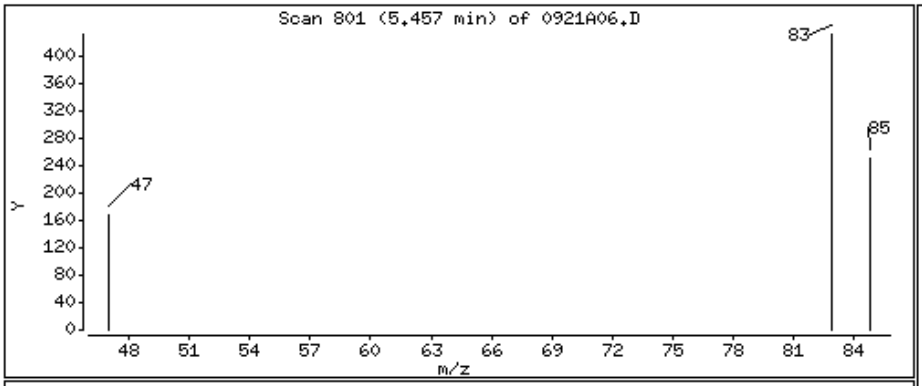

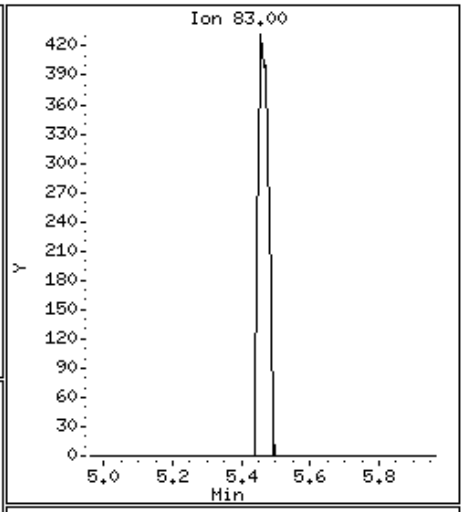

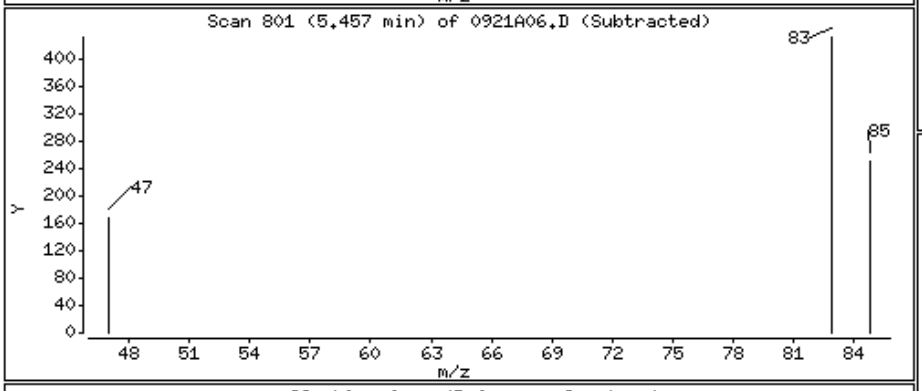

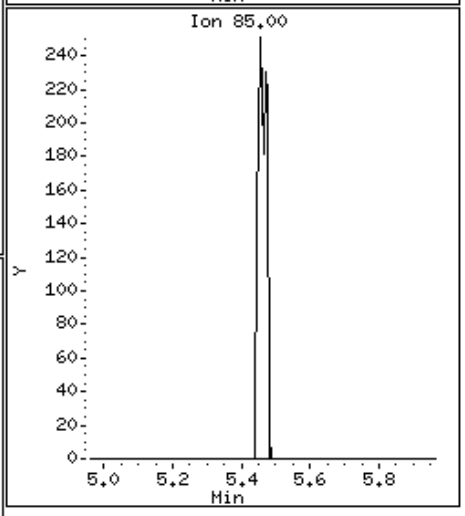

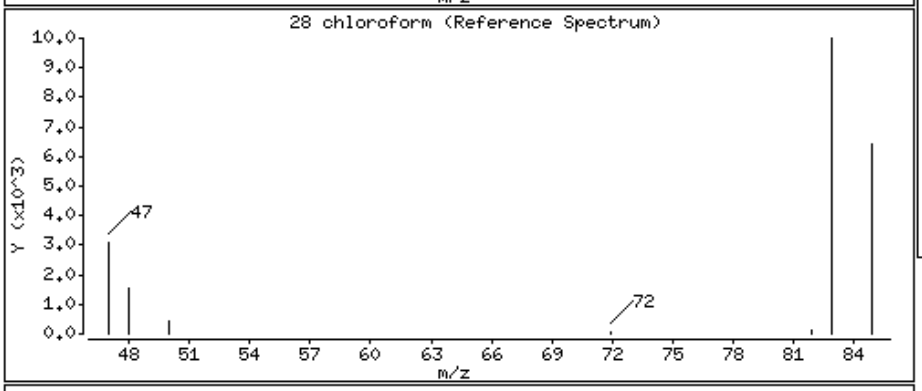

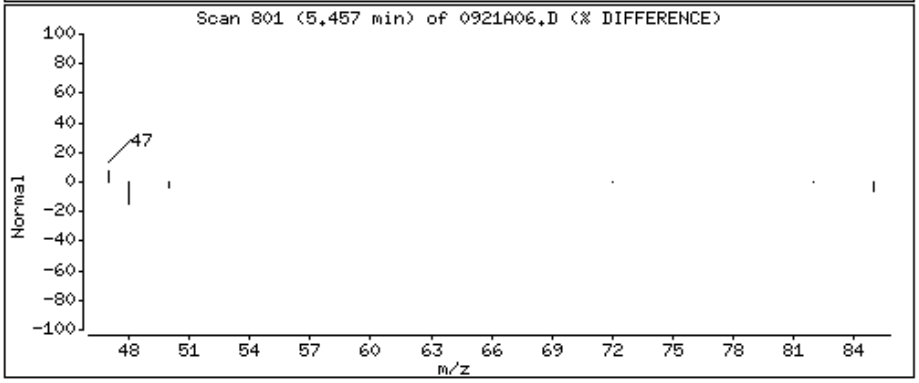

Alpha Analytical Labs

Manual Integration

Sample Info	: l1421110-47,31,10,,c wg723949,ical10058		
Instrument ID	: Voa105.i		
Method	: liq8260B.m		
File	: 0921A06.D		
Injection Date	: 21-SEP-2014 15:56		
Quantitation	: ISTD	Integrator :	HP RTE
Dilution Factor	: 1.00	Sample Type:	SAMPLE

This File has no version history.

//Orgserv2/ff/chem/GCMSVOA/Voa105.i/140921.b/original/0921A06.D

Alpha Analytical Labs

gc/ms voa - VOA105

Data file : \\Orgserv2\ff\chem\GCMSVOA\Voa105.i\140921.b\0921A07.D
Lab Smp Id:
Inj Date : 21-SEP-2014 16:24
Operator : PD Inst ID: Voa105.i
Smp Info : l1421110-48,31,10,,c
Misc Info : wg723949,ical10058
Comment :
Method : \\Orgserv2\ff\chem\GCMSVOA\Voa105.i\140921.b\liq8260B.m
Meth Date : 21-Sep-2014 18:25 pduczmalew Quant Type: ISTD
Cal Date : 04-SEP-2014 00:38 Cal File: 0903A13.D
Als bottle: 7
Dil Factor: 1.00000
Integrator: HP RTE Compound Sublist: NJTCL.sub
Target Version: 4.12
Processing Host: VIRTUALXP-76524

Concentration Formula: Amt * DF * CpndVariable
Cpnd Variable Local Compound Variable

	Compounds	QUANT SIG MASS	RT	EXP RT	REL RT	RESPONSE	CONCENTRATIONS ON-COLUMN (ngs)	FINAL (ngs)	REVIEW CODE
	1 dichlorodifluoromethane	85	Compound Not Detected.						
	2 chloromethane	50	Compound Not Detected.						
	3 vinyl chloride	62	Compound Not Detected.						
	4 bromomethane	94	Compound Not Detected.						
	5 chloroethane	64	Compound Not Detected.						
	6 trichlorofluoromethane	101	Compound Not Detected.						
	8 1,1,-dichloroethene	96	Compound Not Detected.						
	9 carbon disulfide	76	Compound Not Detected.						
	10 freon-113	101	Compound Not Detected.						
	11 methylene chloride	84	Compound Not Detected.						
	13 acetone	43	3.951	3.951	(0.611)	14269	187.871	187.871	
	14 trans-1,2-dichloroethene	96	Compound Not Detected.						
	15 Methyl Acetate	43	Compound Not Detected.						
	16 methyl tert butyl ether	73	Compound Not Detected.						
	19 1,1-dichloroethane	63	Compound Not Detected.						
	24 cis-1,2-dichloroethene	96	Compound Not Detected.						
	27 bromochloromethane	128	Compound Not Detected.						
	26 Cyclohexane	56	Compound Not Detected.						
	28 chloroform	83	5.462	5.462	(0.844)	18163	34.8134	34.813	
	30 carbontetrachloride	117	Compound Not Detected.						
$	32 dibromofluoromethane	113	5.648	5.648	(0.873)	34283	104.157	104.157	
	33 1,1,1-trichloroethane	97	Compound Not Detected.						
	34 2-butanone	43	Compound Not Detected.						
	36 benzene	78	Compound Not Detected.						
$	38 1,2-dichloroethane-d4	65	6.194	6.188	(0.957)	35695	113.491	113.490	
	39 1,2-dichloroethane	62	Compound Not Detected.						
*	41 flourobenzene	96	6.472	6.472	(1.000)	146309	100.000		
	42 methyl cyclohexane	83	Compound Not Detected.						

	Compounds	QUANT SIG MASS	RT	EXP RT	REL RT	RESPONSE	CONCENTRATIONS ON-COLUMN (ngs)	CONCENTRATIONS FINAL (ngs)	REVIEW CODE
	43 trichloroethene	95	Compound Not Detected.						
	46 1,2-dichloropropane	63	Compound Not Detected.						
	47 bromodichloromethane	83	Compound Not Detected.						
	49 1,4-Dioxane	88	Compound Not Detected.						
	52 cis-1,3-dichloropropene	75	Compound Not Detected.						
$	53 toluene-d8	98	8.180	8.180	(0.814)	144514	103.293	103.292	
	54 toluene	92	8.234	8.240	(0.820)	1773	1.85728	1.857	
	56 4-methyl-2-pentanone	58	Compound Not Detected.						
	55 tetrachloroethene	166	Compound Not Detected.						
	57 trans-1,3-dichloropropene	75	Compound Not Detected.						
	60 1,1,2-trichloroethane	83	Compound Not Detected.						
	61 chlorodibromomethane	129	Compound Not Detected.						
	64 1,2-dibromoethane	107	Compound Not Detected.						
	65 2-hexanone	43	Compound Not Detected.						
*	66 chlorobenzene-d5	117	10.046	10.046	(1.000)	126332	100.000		
	67 chlorobenzene	112	Compound Not Detected.						
	68 ethyl benzene	91	Compound Not Detected.						
	70 p/m xylene	106	Compound Not Detected.						
	71 o xylene	106	Compound Not Detected.						
	72 styrene	104	Compound Not Detected.						
	73 bromoform	173	Compound Not Detected.						
	74 isopropylbenzene	105	Compound Not Detected.						
$	75 4-bromofluorobenzene	95	11.470	11.470	(0.907)	65435	85.1658	85.165	
	79 1,1,2,2,-tetrachloroethane	83	Compound Not Detected.						
	92 1,3-dichlorobenzene	146	Compound Not Detected.						
*	93 1,4-dichlorobenzene-d4	152	12.643	12.643	(1.000)	74110	100.000		
	94 1,4-dichlorobenzene	146	Compound Not Detected.						
	97 1,2-dichlorobenzene	146	Compound Not Detected.						
	99 1,2-dibromo-3-chloropropane	75	Compound Not Detected.						
	102 1,2,4-trichlorobenzene	180	Compound Not Detected.						
	104 1,2,3-trichlorobenzene	180	Compound Not Detected.						

Alpha Analytical Labs

gc/ms voa - VOA105

Data file : \\Orgserv2\ff\chem\GCMSVOA\Voa105.i\140921.b\0921A07.D
Lab Smp Id:
Inj Date : 21-SEP-2014 16:24
Operator : PD Inst ID: Voa105.i
Smp Info : l1421110-48,31,10,,c
Misc Info : wg723949,ical10058
Comment :
Method : \\Orgserv2\ff\chem\GCMSVOA\Voa105.i\140921.b\liq8260B.m
Meth Date : 21-Sep-2014 18:25 pduczmalew Quant Type: ISTD
Cal Date : 04-SEP-2014 00:38 Cal File: 0903A13.D
Als bottle: 7
Dil Factor: 1.00000
Integrator: HP RTE Compound Sublist: NJTCL.sub
Target Version: 4.12
Processing Host: VIRTUALXP-76524

Concentration Formula: Amt * DF * CpndVariable
Cpnd Variable Local Compound Variable

ISTD	RT	AREA	AMOUNT
* 41 flourobenzene	6.472	304767	100.000
* 93 1,4-dichlorobenzene-d4	12.643	469113	100.000

	CONCENTRATIONS			QUANT			
RT	AREA	ON-COL(ngs)	FINAL(ngs)	QUAL	LIBRARY	LIB ENTRY	CPND #	REVIEW CODE
Unknown					CAS #:			
2.462	772204	253.374582	253.374	0		0	41	
Unknown					CAS #:			
3.329	39060	12.8164232	12.816	0		0	41	
Unknown Alkane					CAS #:			
14.504	54720	11.6645513	11.664	0		0	93	

Alpha Analytical Labs

INTERNAL STANDARD COMPOUNDS
AREA AND RT SUMMARY

Instrument ID: Voa105.i
Lab File ID: 0921A07.D
Lab Smp Id:
Analysis Type: VOA
Quant Type: ISTD
Operator: PD
Method File: \\Orgserv2\ff\chem\GCMSVOA\Voa105.i\140921.b\liq8260B.m
Misc Info: wg723949,ical10058

Calibration Date: 21-SEP-2014
Calibration Time: 14:05
Level: LOW
Sample Type: WATER

Test Mode:
Use Last Continuing Calibrator.
If Continuing Cal. use Initial Cal. Level 3

COMPOUND	STANDARD	AREA LIMIT LOWER	AREA LIMIT UPPER	SAMPLE	%DIFF
41 flourobenzene	176293	88147	352586	146309	-17.01
66 chlorobenzene-d5	159995	79998	319990	126332	-21.04
93 1,4-dichlorobenze	105628	52814	211256	74110	-29.84

COMPOUND	STANDARD	RT LIMIT LOWER	RT LIMIT UPPER	SAMPLE	%DIFF
41 flourobenzene	6.47	5.97	6.97	6.47	-0.00
66 chlorobenzene-d5	10.05	9.55	10.55	10.05	-0.00
93 1,4-dichlorobenze	12.64	12.14	13.14	12.64	-0.00

AREA UPPER LIMIT = +100% of internal standard area.
AREA LOWER LIMIT = - 50% of internal standard area.
RT UPPER LIMIT = + 0.50 minutes of internal standard RT.
RT LOWER LIMIT = - 0.50 minutes of internal standard RT.

Alpha Analytical Labs

RECOVERY REPORT

Client Name: Client SDG: SDGa00307
Sample Matrix: LIQUID Fraction: VOA
Lab Smp Id:
Level: LOW Operator: PD
Data Type: MS DATA SampleType: SAMPLE
SpikeList File: curveall.spk Quant Type: ISTD
Sublist File: NJTCL.sub
Method File: \\Orgserv2\ff\chem\GCMSVOA\Voa105.i\140921.b\liq8260B.m
Misc Info: wg723949,ical10058

SURROGATE COMPOUND	AMOUNT ADDED ngs	AMOUNT RECOVERED ngs	% RECOVERED	LIMITS
$ 32 dibromofluorometha	100.000	104.157	104.16	70-130
$ 38 1,2-dichloroethane	100.000	113.490	113.49	70-130
$ 53 toluene-d8	100.000	103.292	103.29	70-130
$ 75 4-bromofluorobenze	100.000	85.165	85.17	70-130

Data File: \\Orgserv2\ff\chem\GCMSVOA\Voa105.i\140921.b\0921A07.D
Date : 21-SEP-2014 16:24
Client ID:
Instrument: Voa105.i
Sample Info: 11421110-48,31,10,,c
Purge Volume: 10.0
Operator: PD
Column phase:
Column diameter: 0.18

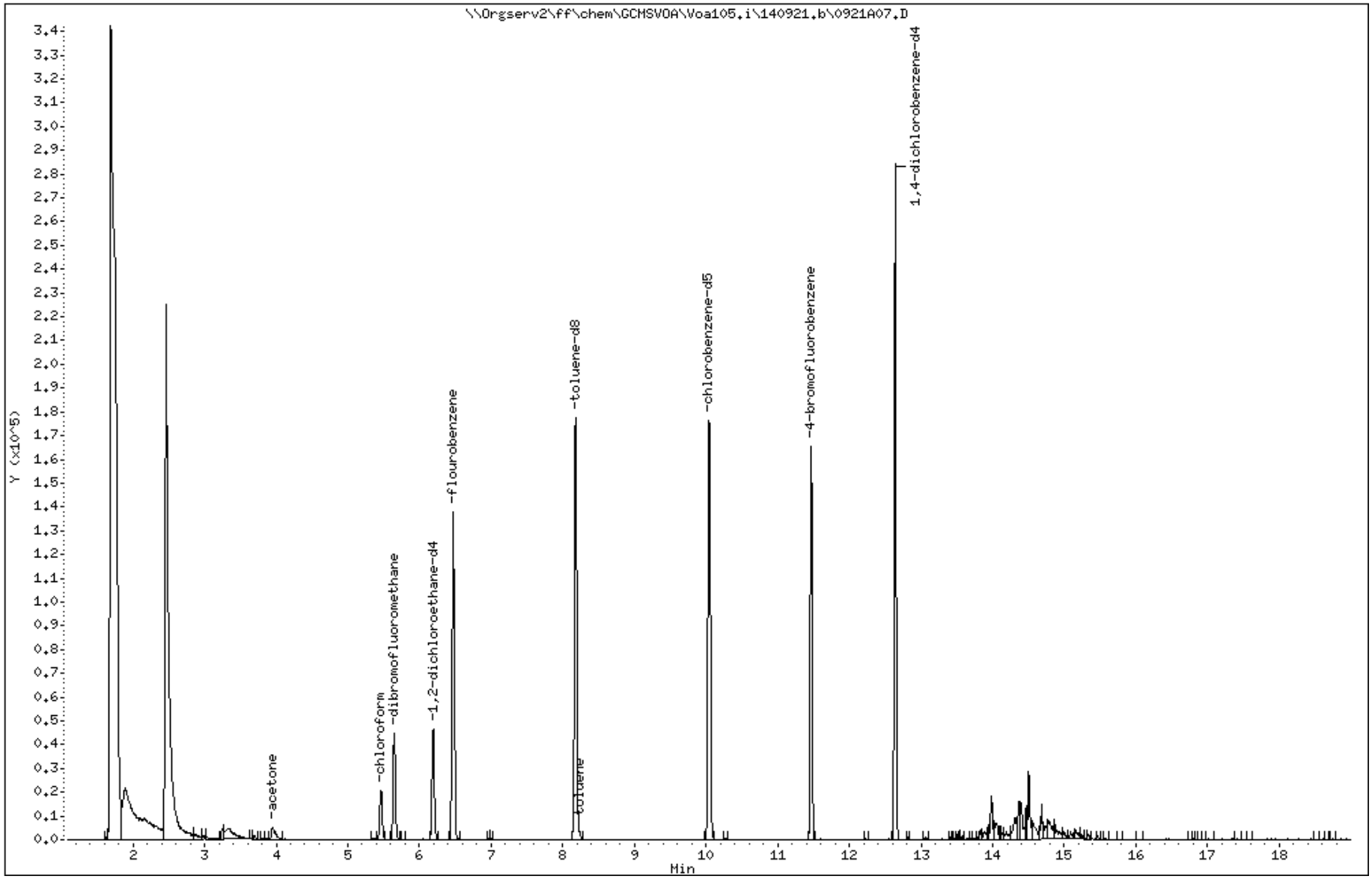

Data File: \\Orgserv2\ff\chem\GCMSVOA\Voa105.i\140921.b\0921A07.D

Date : 21-SEP-2014 16:24

Client ID:

Instrument: Voa105.i

Sample Info: l1421110-48,31,10,,c

Purge Volume: 10.0

Operator: PD

Column phase:

Column diameter: 0.18

13 acetone

Concentration: 187.871 ngs

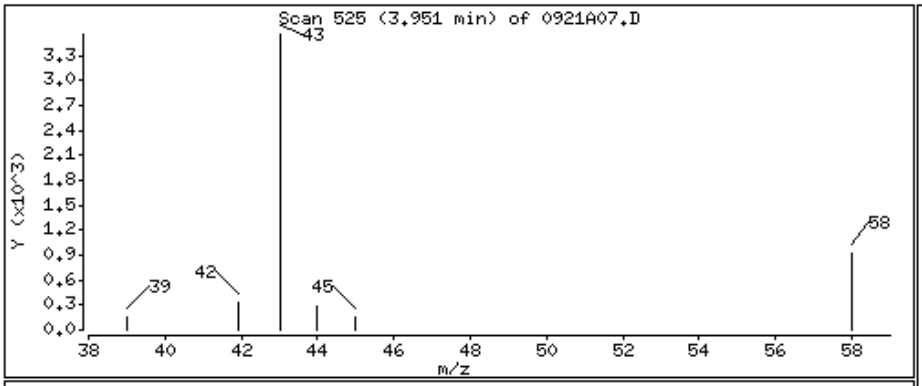

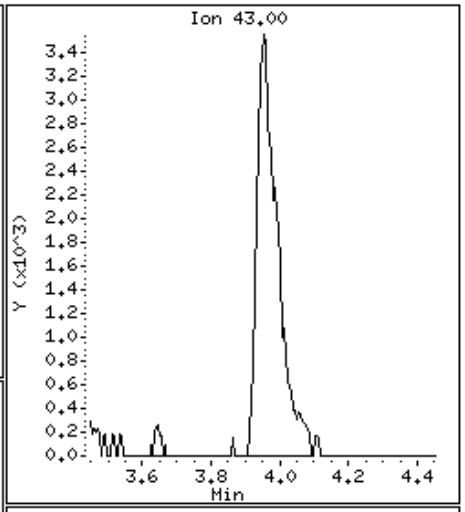

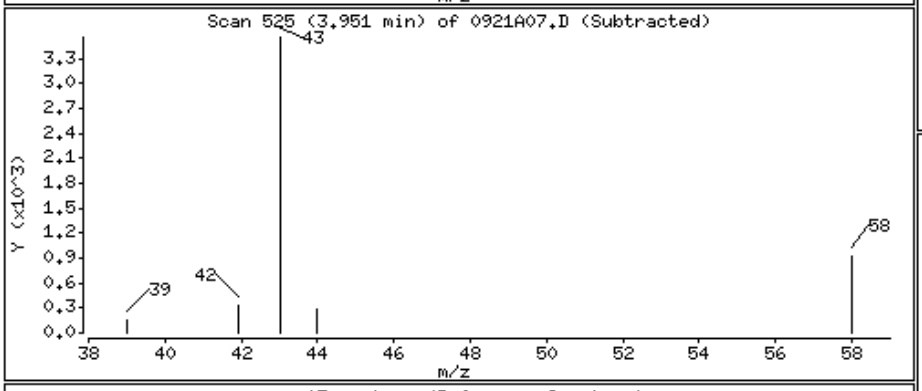

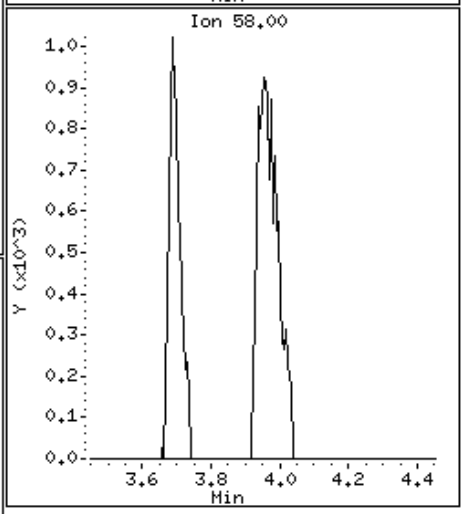

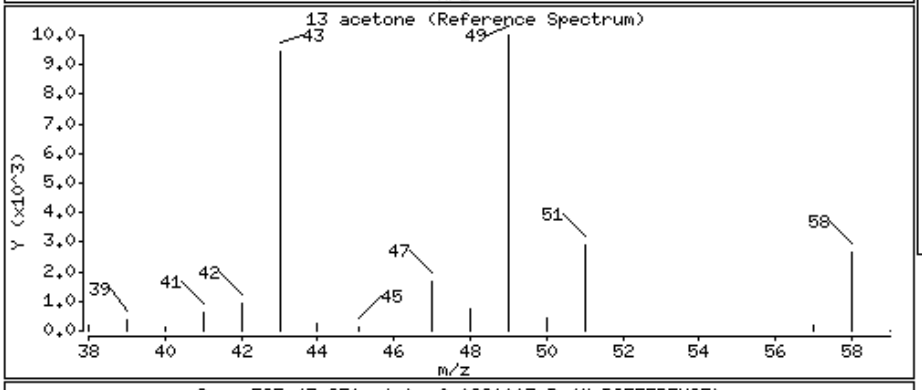

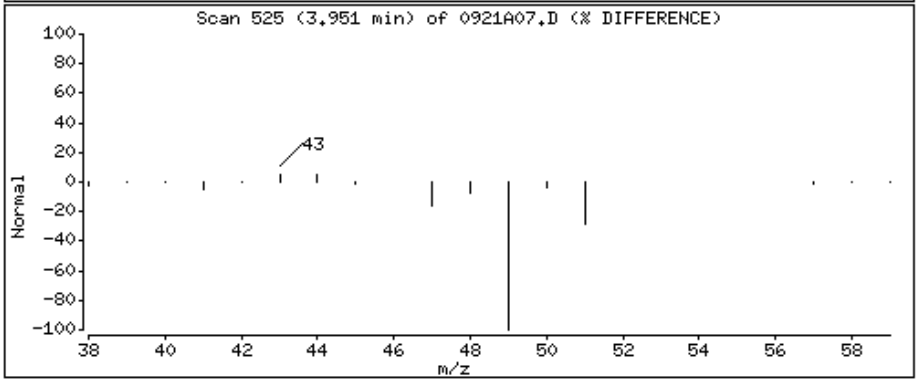

Data File: \\Orgserv2\ff\chem\GCMSVOA\Voa105.i\140921.b\0921A07.D

Date : 21-SEP-2014 16:24

Client ID:

Instrument: Voa105.i

Sample Info: l1421110-48,31,10,,c

Purge Volume: 10.0

Operator: PD

Column phase:

Column diameter: 0.18

28 chloroform

Concentration: 34.813 ngs

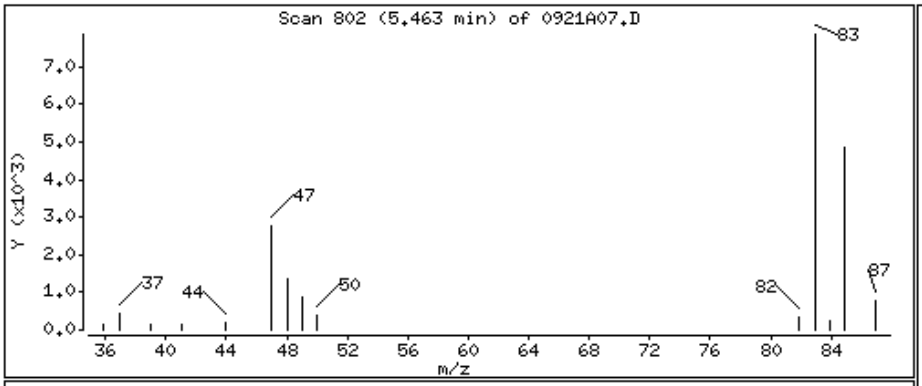

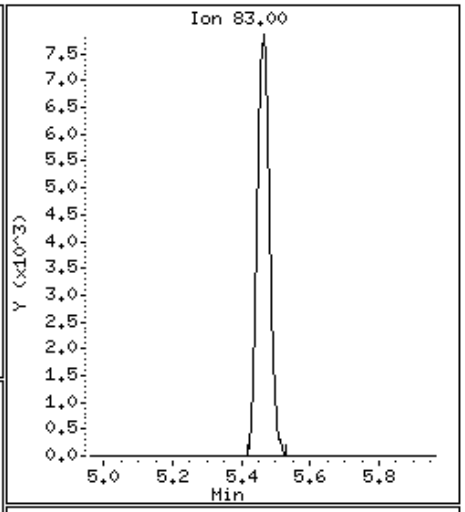

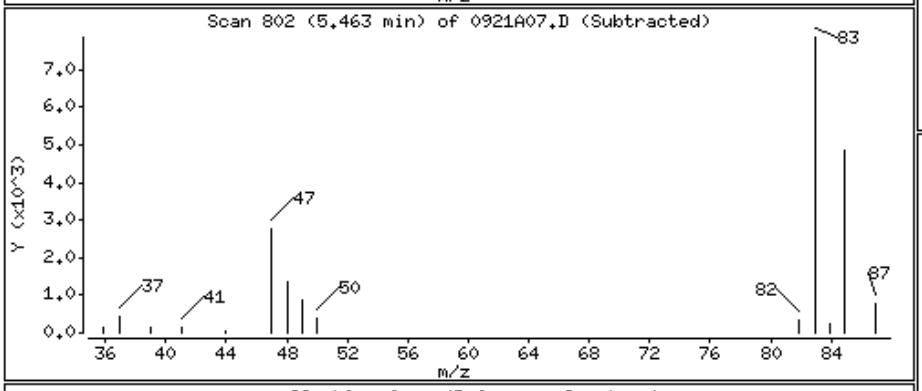

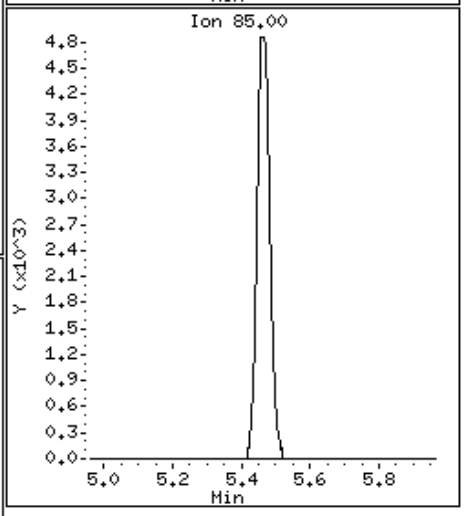

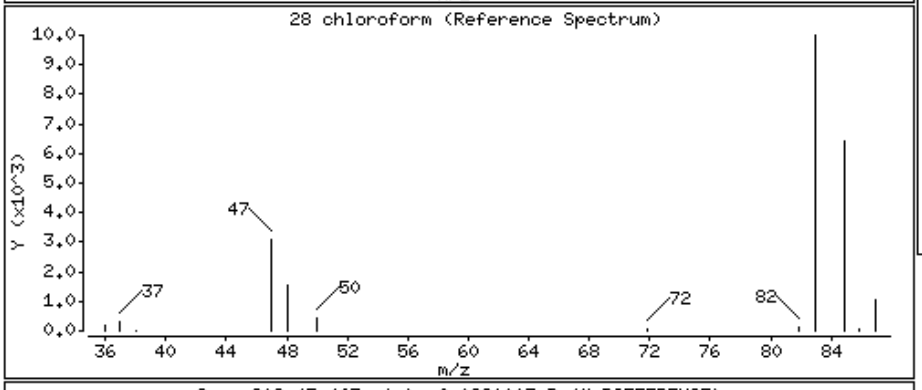

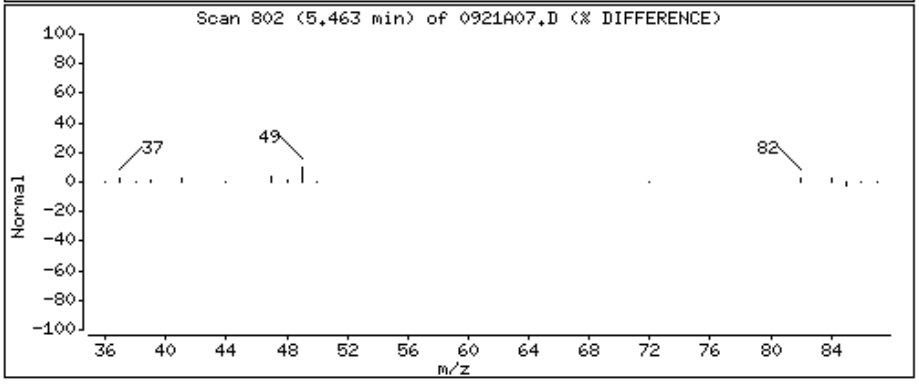

Data File: \\Orgserv2\ff\chem\GCMSVOA\Voa105.i\140921.b\0921A07.D

Date : 21-SEP-2014 16:24

Client ID:

Instrument: Voa105.i

Sample Info: l1421110-48,31,10,,c

Purge Volume: 10.0

Operator: PD

Column phase:

Column diameter: 0.18

54 toluene

Concentration: 1.857 ngs

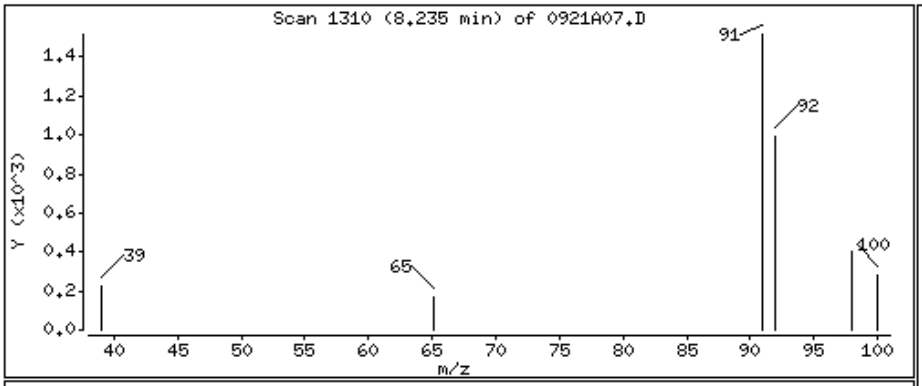

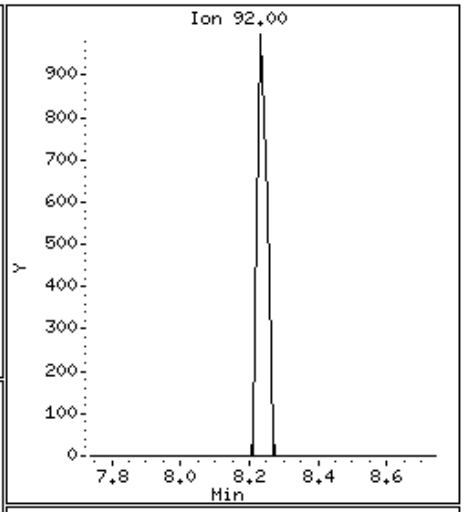

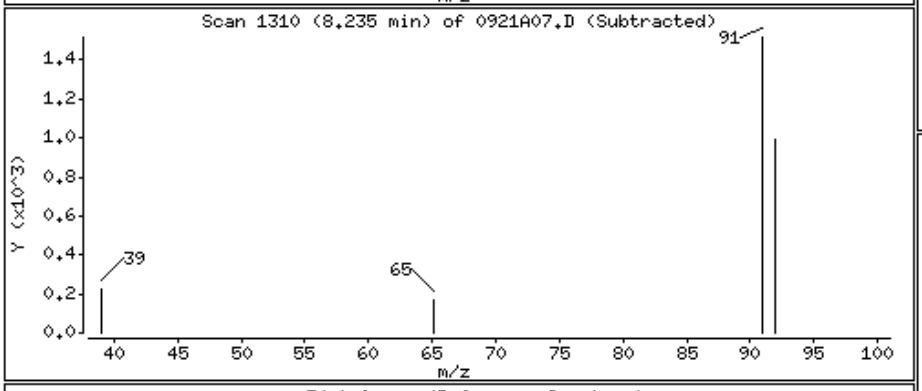

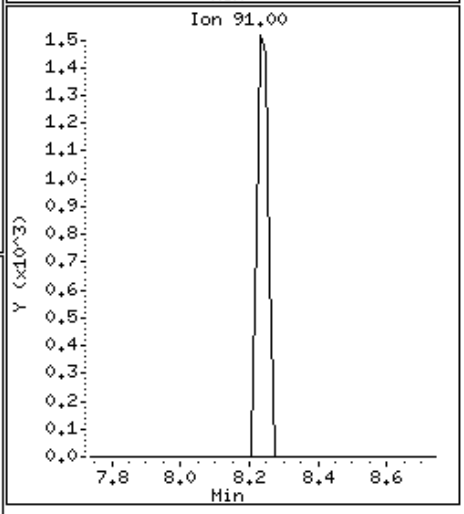

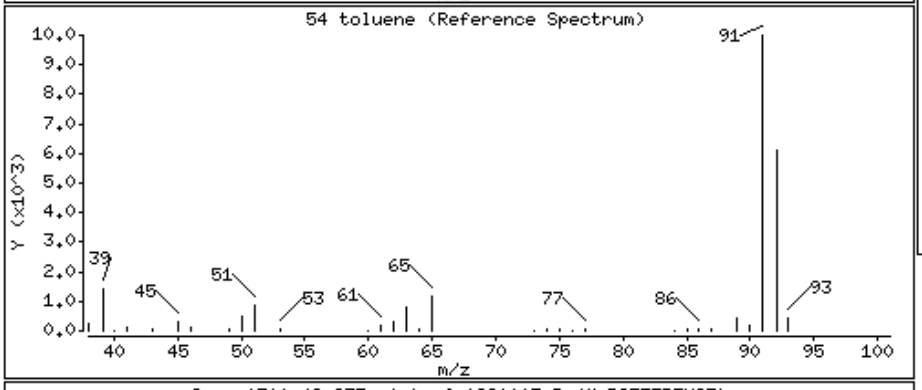

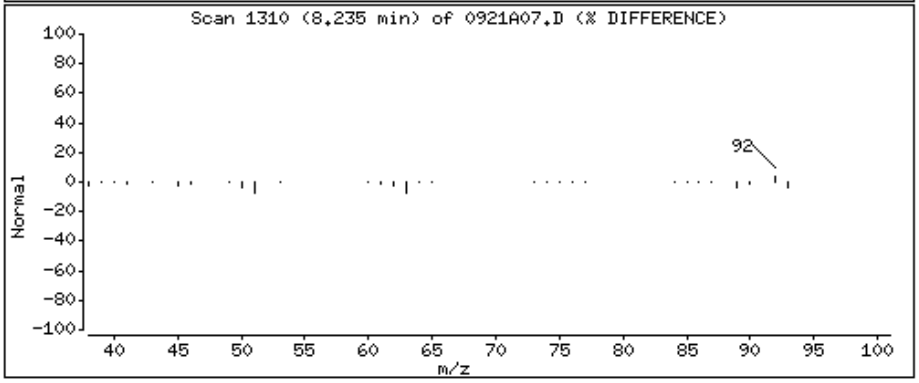

Data File: \\Orgserv2\ff\chem\GCMSVOA\Voa105.i\140921.b\0921A07.D

Date : 21-SEP-2014 16:24

Client ID:

Instrument: Voa105.i

Sample Info: l1421110-48,31,10,,c

Purge Volume: 10.0

Operator: PD

Column phase:

Column diameter: 0.18

Library Search Compound Match	CAS Number	Library	Entry	Quality	Formula	Weight
Unknown						
Acetaldehyde	75-07-0	NIST02.L	68	74	C2H4O	44

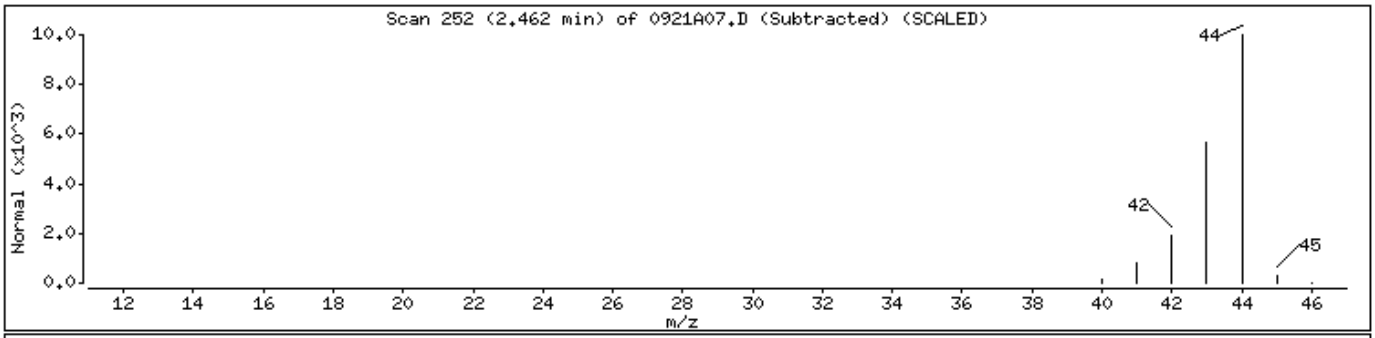

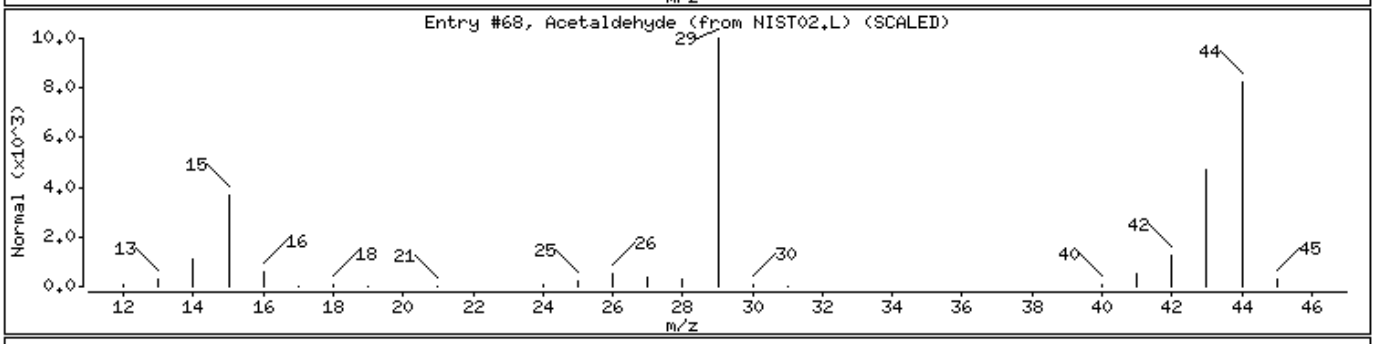

Data File: \\Orgserv2\ff\chem\GCMSVOA\Voa105.i\140921.b\0921A07.D

Date : 21-SEP-2014 16:24

Client ID:

Instrument: Voa105.i

Sample Info: l1421110-48,31,10,,c

Purge Volume: 10.0

Operator: PD

Column phase:

Column diameter: 0.18

Library Search Compound Match	CAS Number	Library	Entry	Quality	Formula	Weight
Unknown						
Unknown			0	0		0

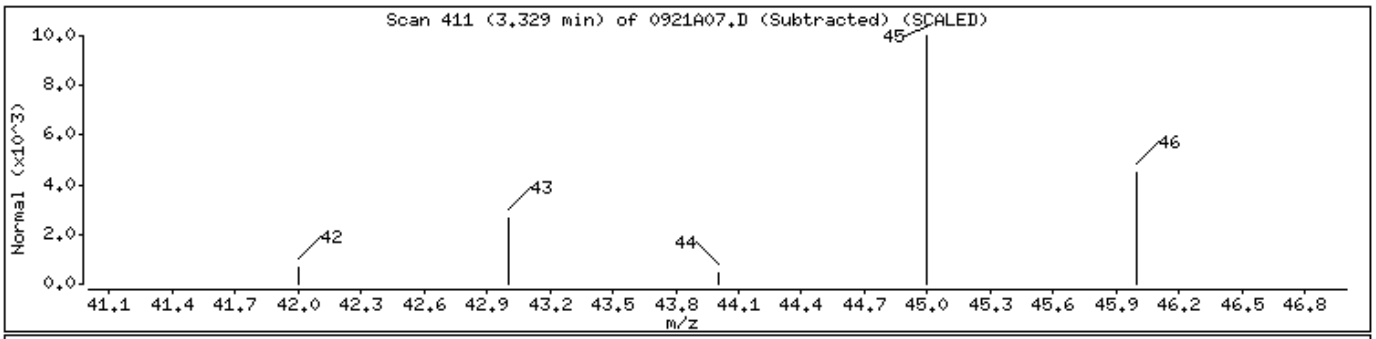

Data File: \\Orgserv2\ff\chem\GCMSVOA\Voa105.i\140921.b\0921A07.D

Date : 21-SEP-2014 16:24

Client ID:

Instrument: Voa105.i

Sample Info: l1421110-48,31,10,,c

Purge Volume: 10.0

Operator: PD

Column phase:

Column diameter: 0.18

Library Search Compound Match	CAS Number	Library	Entry	Quality	Formula	Weight
Unknown Alkane						
Heptane, 5-ethyl-2-methyl-	13475-78-0	NIST02.L	18479	78	C10H22	142
Heptadecane, 2,6-dimethyl-	54105-67-8	NIST02.L	99490	78	C19H40	268
Heptane, 3-ethyl-5-methyl-	52896-90-9	NIST02.L	18481	72	C10H22	142

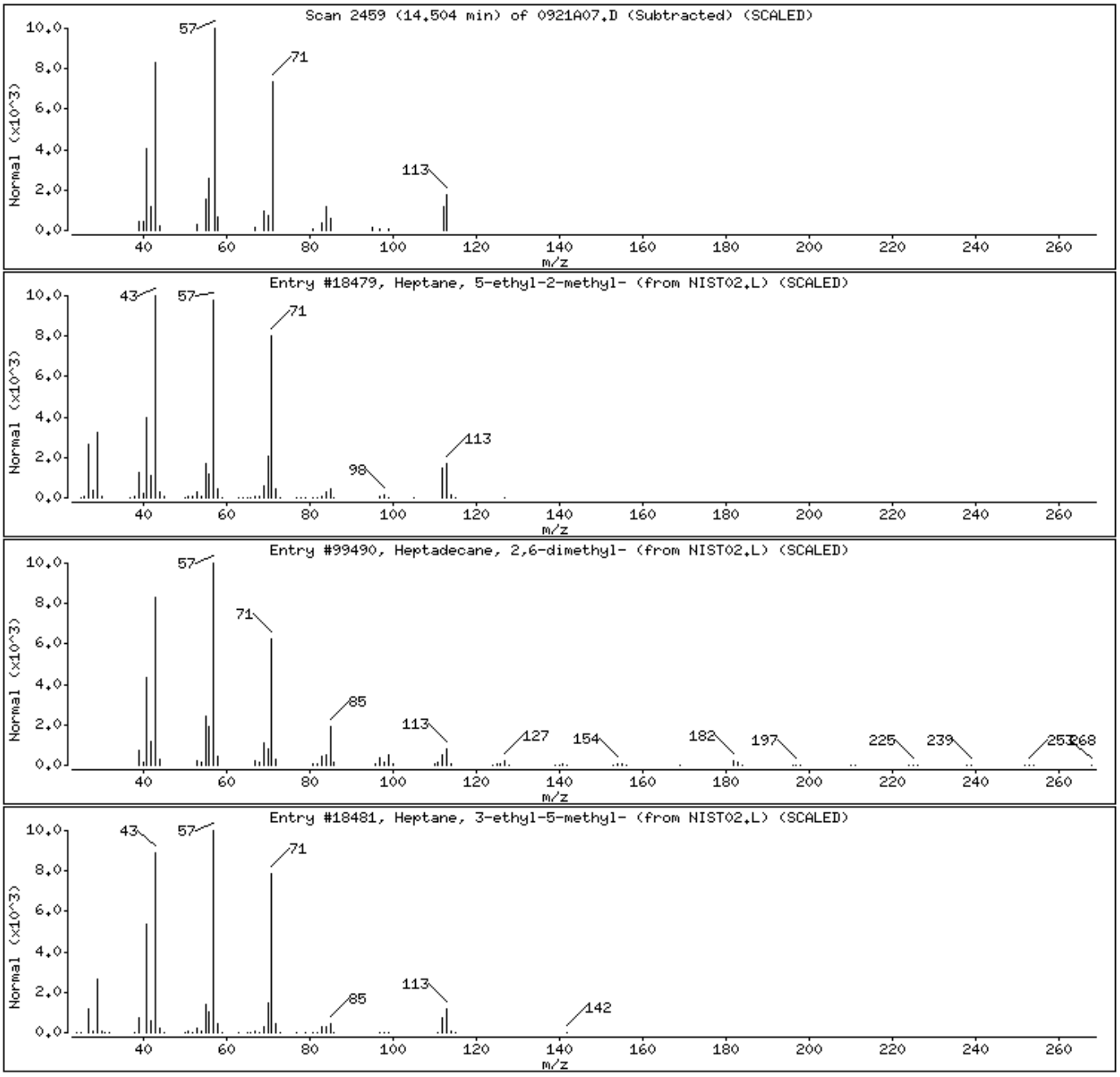

Alpha Analytical Labs

Manual Integration

Sample Info	: l1421110-48,31,10,,c wg723949,ical10058		
Instrument ID	: Voa105.i		
Method	: liq8260B.m		
File	: 0921A07.D		
Injection Date	: 21-SEP-2014 16:24		
Quantitation	: ISTD	Integrator :	HP RTE
Dilution Factor	: 1.00	Sample Type:	SAMPLE

This File has no version history.

//Orgserv2/ff/chem/GCMSVOA/Voa105.i/140921.b/original/0921A07.D

Alpha Analytical Labs

gc/ms voa - VOA105

Data file : \\Orgserv2\ff\chem\GCMSVOA\Voa105.i\140921.b\0921A08.D
Lab Smp Id:
Inj Date : 21-SEP-2014 16:52
Operator : PD Inst ID: Voa105.i
Smp Info : l1421110-49,31,10,,c
Misc Info : wg723949,ical10058
Comment :
Method : \\Orgserv2\ff\chem\GCMSVOA\Voa105.i\140921.b\liq8260B.m
Meth Date : 21-Sep-2014 18:25 pduczmalew Quant Type: ISTD
Cal Date : 04-SEP-2014 00:38 Cal File: 0903A13.D
Als bottle: 8
Dil Factor: 1.00000
Integrator: HP RTE Compound Sublist: NJTCL.sub
Target Version: 4.12
Processing Host: VIRTUALXP-76524

Concentration Formula: Amt * DF * CpndVariable
Cpnd Variable Local Compound Variable

	Compounds	QUANT SIG MASS	RT	EXP RT	REL RT	RESPONSE	CONCENTRATIONS ON-COLUMN (ngs)	FINAL (ngs)	REVIEW CODE
	1 dichlorodifluoromethane	85	Compound Not Detected.						
	2 chloromethane	50	Compound Not Detected.						
	3 vinyl chloride	62	Compound Not Detected.						
	4 bromomethane	94	Compound Not Detected.						
	5 chloroethane	64	Compound Not Detected.						
	6 trichlorofluoromethane	101	Compound Not Detected.						
	8 1,1,-dichloroethene	96	Compound Not Detected.						
	9 carbon disulfide	76	Compound Not Detected.						
	10 freon-113	101	Compound Not Detected.						
	11 methylene chloride	84	Compound Not Detected.						
	13 acetone	43	3.956	3.951	(0.611)	2903	38.9830	38.983	
	14 trans-1,2-dichloroethene	96	Compound Not Detected.						
	15 Methyl Acetate	43	Compound Not Detected.						
	16 methyl tert butyl ether	73	Compound Not Detected.						
	19 1,1-dichloroethane	63	Compound Not Detected.						
	24 cis-1,2-dichloroethene	96	Compound Not Detected.						
	27 bromochloromethane	128	Compound Not Detected.						
	26 Cyclohexane	56	Compound Not Detected.						
	28 chloroform	83	Compound Not Detected.						
	30 carbontetrachloride	117	Compound Not Detected.						
$	32 dibromofluoromethane	113	5.648	5.648	(0.873)	33238	102.993	102.992	
	33 1,1,1-trichloroethane	97	Compound Not Detected.						
	34 2-butanone	43	Compound Not Detected.						
	36 benzene	78	Compound Not Detected.						
$	38 1,2-dichloroethane-d4	65	6.188	6.188	(0.956)	35400	114.794	114.793	
	39 1,2-dichloroethane	62	Compound Not Detected.						
*	41 flourobenzene	96	6.472	6.472	(1.000)	143453	100.000		
	42 methyl cyclohexane	83	Compound Not Detected.						

	Compounds	QUANT SIG MASS	RT	EXP RT	REL RT	RESPONSE	CONCENTRATIONS ON-COLUMN (ngs)	CONCENTRATIONS FINAL (ngs)	REVIEW CODE
	43 trichloroethene	95	Compound Not Detected.						
	46 1,2-dichloropropane	63	Compound Not Detected.						
	47 bromodichloromethane	83	Compound Not Detected.						
	49 1,4-Dioxane	88	Compound Not Detected.						
	52 cis-1,3-dichloropropene	75	Compound Not Detected.						
$	53 toluene-d8	98	8.179	8.180	(0.814)	141224	102.175	102.175	
	54 toluene	92	Compound Not Detected.						
	56 4-methyl-2-pentanone	58	Compound Not Detected.						
	55 tetrachloroethene	166	Compound Not Detected.						
	57 trans-1,3-dichloropropene	75	Compound Not Detected.						
	60 1,1,2-trichloroethane	83	Compound Not Detected.						
	61 chlorodibromomethane	129	Compound Not Detected.						
	64 1,2-dibromoethane	107	Compound Not Detected.						
	65 2-hexanone	43	Compound Not Detected.						
*	66 chlorobenzene-d5	117	10.046	10.046	(1.000)	124806	100.000		
	67 chlorobenzene	112	Compound Not Detected.						
	68 ethyl benzene	91	Compound Not Detected.						
	70 p/m xylene	106	Compound Not Detected.						
	71 o xylene	106	Compound Not Detected.						
	72 styrene	104	Compound Not Detected.						
	73 bromoform	173	Compound Not Detected.						
	74 isopropylbenzene	105	Compound Not Detected.						
$	75 4-bromofluorobenzene	95	11.470	11.470	(0.907)	63823	83.8279	83.827	
	79 1,1,2,2,-tetrachloroethane	83	Compound Not Detected.						
	92 1,3-dichlorobenzene	146	Compound Not Detected.						
*	93 1,4-dichlorobenzene-d4	152	12.643	12.643	(1.000)	73438	100.000		
	94 1,4-dichlorobenzene	146	Compound Not Detected.						
	97 1,2-dichlorobenzene	146	Compound Not Detected.						
	99 1,2-dibromo-3-chloropropane	75	Compound Not Detected.						
	102 1,2,4-trichlorobenzene	180	Compound Not Detected.						
	104 1,2,3-trichlorobenzene	180	Compound Not Detected.						

Alpha Analytical Labs

gc/ms voa - VOA105

Data file : \\Orgserv2\ff\chem\GCMSVOA\Voa105.i\140921.b\0921A08.D
Lab Smp Id:
Inj Date : 21-SEP-2014 16:52
Operator : PD Inst ID: Voa105.i
Smp Info : l1421110-49,31,10,,c
Misc Info : wg723949,ical10058
Comment :
Method : \\Orgserv2\ff\chem\GCMSVOA\Voa105.i\140921.b\liq8260B.m
Meth Date : 21-Sep-2014 18:25 pduczmalew Quant Type: ISTD
Cal Date : 04-SEP-2014 00:38 Cal File: 0903A13.D
Als bottle: 8
Dil Factor: 1.00000
Integrator: HP RTE Compound Sublist: NJTCL.sub
Target Version: 4.12
Processing Host: VIRTUALXP-76524

- NO TENTATIVELY IDENTIFIED COMPOUNDS -

Alpha Analytical Labs

INTERNAL STANDARD COMPOUNDS
AREA AND RT SUMMARY

Instrument ID: Voa105.i
Lab File ID: 0921A08.D
Lab Smp Id:
Analysis Type: VOA
Quant Type: ISTD
Operator: PD
Method File: \\Orgserv2\ff\chem\GCMSVOA\Voa105.i\140921.b\liq8260B.m
Misc Info: wg723949,ical10058

Calibration Date: 21-SEP-2014
Calibration Time: 14:05
Level: LOW
Sample Type: WATER

Test Mode:
Use Last Continuing Calibrator.
If Continuing Cal. use Initial Cal. Level 3

		AREA LIMIT			
COMPOUND	STANDARD	LOWER	UPPER	SAMPLE	%DIFF
41 flourobenzene	176293	88147	352586	143453	-18.63
66 chlorobenzene-d5	159995	79998	319990	124806	-21.99
93 1,4-dichlorobenze	105628	52814	211256	73438	-30.47

		RT LIMIT			
COMPOUND	STANDARD	LOWER	UPPER	SAMPLE	%DIFF
41 flourobenzene	6.47	5.97	6.97	6.47	-0.00
66 chlorobenzene-d5	10.05	9.55	10.55	10.05	-0.00
93 1,4-dichlorobenze	12.64	12.14	13.14	12.64	-0.00

AREA UPPER LIMIT = +100% of internal standard area.
AREA LOWER LIMIT = - 50% of internal standard area.
RT UPPER LIMIT = + 0.50 minutes of internal standard RT.
RT LOWER LIMIT = - 0.50 minutes of internal standard RT.

Alpha Analytical Labs

RECOVERY REPORT

Client Name: Client SDG: SDGa00307
Sample Matrix: LIQUID Fraction: VOA
Lab Smp Id:
Level: LOW Operator: PD
Data Type: MS DATA SampleType: SAMPLE
SpikeList File: curveall.spk Quant Type: ISTD
Sublist File: NJTCL.sub
Method File: \\Orgserv2\ff\chem\GCMSVOA\Voa105.i\140921.b\liq8260B.m
Misc Info: wg723949,ical10058

SURROGATE COMPOUND	AMOUNT ADDED ngs	AMOUNT RECOVERED ngs	% RECOVERED	LIMITS
$ 32 dibromofluorometha	100.000	102.992	102.99	70-130
$ 38 1,2-dichloroethane	100.000	114.793	114.79	70-130
$ 53 toluene-d8	100.000	102.175	102.18	70-130
$ 75 4-bromofluorobenze	100.000	83.827	83.83	70-130

Data File: \\Orgserv2\ff\chem\GCMSVOA\Voa105.i\140921.b\0921A08.D
Date : 21-SEP-2014 16:52
Client ID:
Sample Info: 11421110-49,31,10,,c
Purge Volume: 10.0
Column phase:

Instrument: Voa105.i
Operator: PD
Column diameter: 0.18

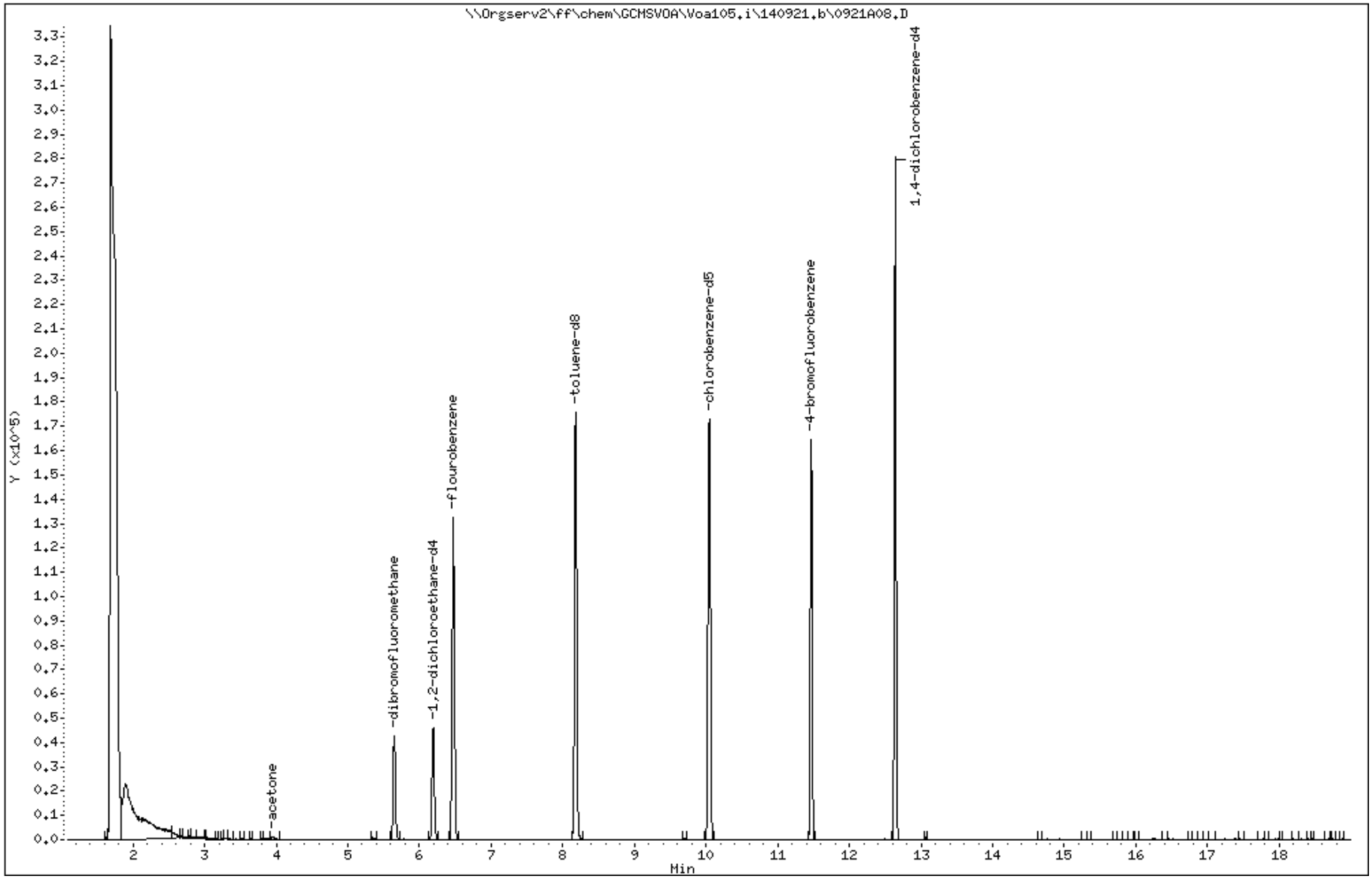

Data File: \\Orgserv2\ff\chem\GCMSVOA\Voa105.i\140921.b\0921A08.D

Date : 21-SEP-2014 16:52

Client ID:

Instrument: Voa105.i

Sample Info: l1421110-49,31,10,,c

Purge Volume: 10.0

Operator: PD

Column phase:

Column diameter: 0.18

13 acetone

Concentration: 38.983 ngs

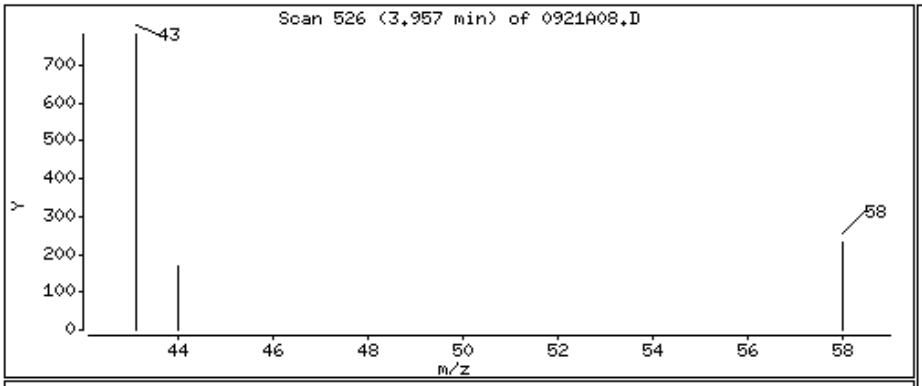

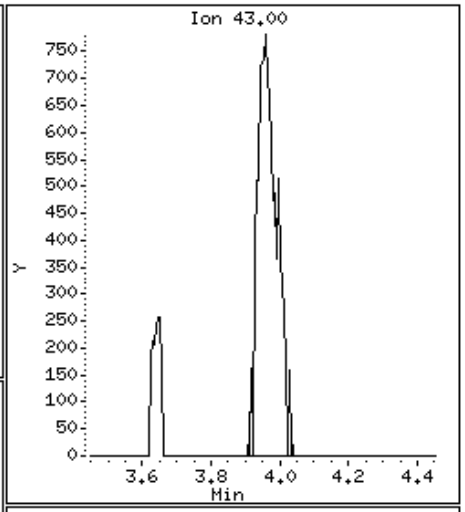

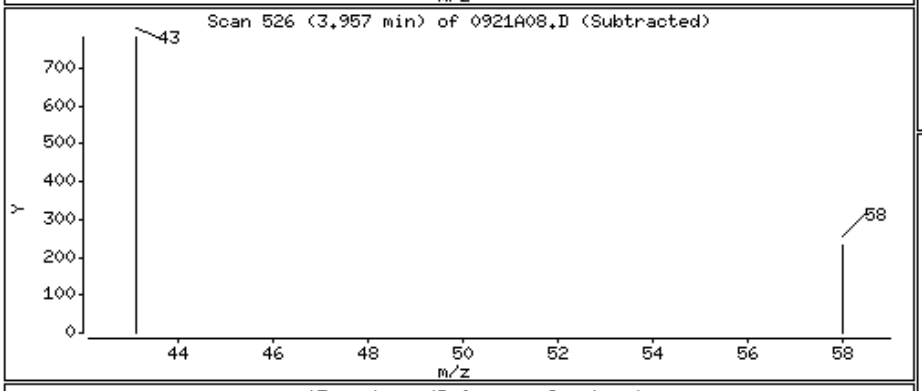

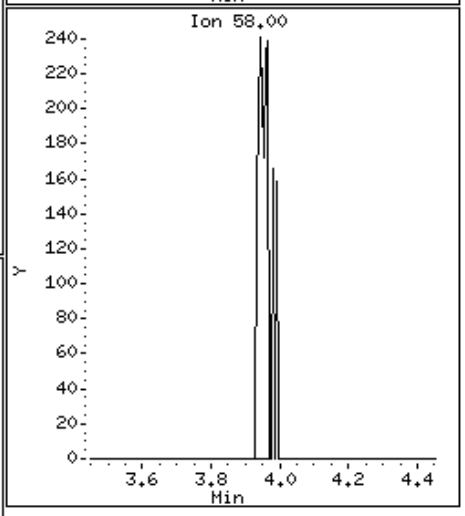

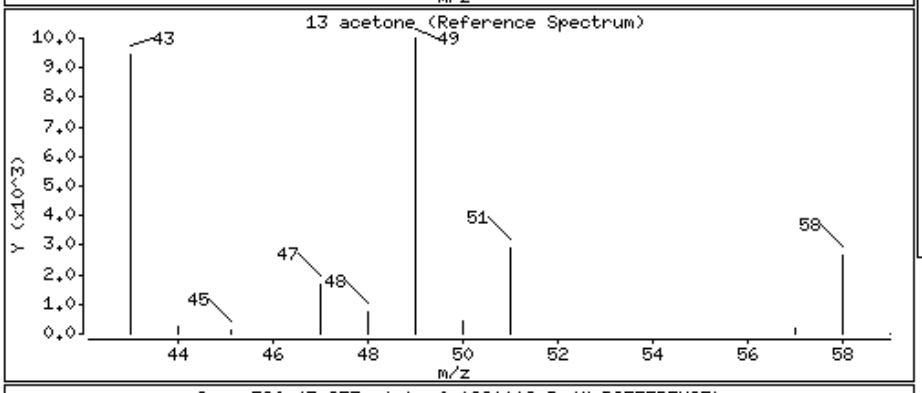

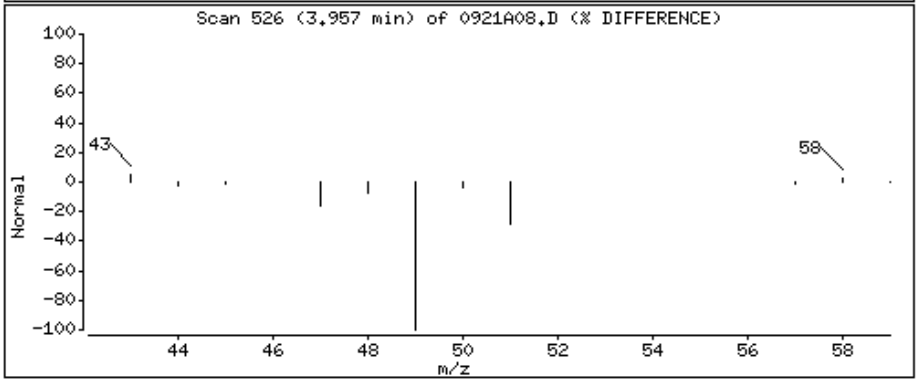

Alpha Analytical Labs

Manual Integration

Sample Info	: l1421110-49,31,10,,c wg723949,ical10058		
Instrument ID	: Voa105.i		
Method	: liq8260B.m		
File	: 0921A08.D		
Injection Date	: 21-SEP-2014 16:52		
Quantitation	: ISTD	Integrator :	HP RTE
Dilution Factor	: 1.00	Sample Type:	SAMPLE

This File has no version history.

//Orgserv2/ff/chem/GCMSVOA/Voa105.i/140921.b/original/0921A08.D

Alpha Analytical Labs

gc/ms voa - VOA105

Data file : \\Orgserv2\ff\chem\GCMSVOA\Voa105.i\140921.b\0921A09.D
Lab Smp Id:
Inj Date : 21-SEP-2014 17:20
Operator : PD Inst ID: Voa105.i
Smp Info : l1421110-50,31,10,,c
Misc Info : wg723949,ical10058
Comment :
Method : \\Orgserv2\ff\chem\GCMSVOA\Voa105.i\140921.b\liq8260B.m
Meth Date : 21-Sep-2014 18:25 pduczmalew Quant Type: ISTD
Cal Date : 04-SEP-2014 00:38 Cal File: 0903A13.D
Als bottle: 9
Dil Factor: 1.00000
Integrator: HP RTE Compound Sublist: NJTCL.sub
Target Version: 4.12
Processing Host: VIRTUALXP-76524

Concentration Formula: Amt * DF * CpndVariable
Cpnd Variable Local Compound Variable

			QUANT SIG					CONCENTRATIONS		
		Compounds	MASS	RT	EXP RT	REL RT	RESPONSE	ON-COLUMN (ngs)	FINAL (ngs)	REVIEW CODE
	1	dichlorodifluoromethane	85	Compound Not Detected.						
	2	chloromethane	50	Compound Not Detected.						
	3	vinyl chloride	62	Compound Not Detected.						
	4	bromomethane	94	Compound Not Detected.						
	5	chloroethane	64	Compound Not Detected.						
	6	trichlorofluoromethane	101	Compound Not Detected.						
	8	1,1,-dichloroethene	96	Compound Not Detected.						
	9	carbon disulfide	76	Compound Not Detected.						
	10	freon-113	101	3.356	3.356	(0.519)	2112	6.94365	6.943	
	11	methylene chloride	84	Compound Not Detected.						
	13	acetone	43	3.945	3.951	(0.610)	8058	112.758	112.758(M)	M1
	14	trans-1,2-dichloroethene	96	Compound Not Detected.						
	15	Methyl Acetate	43	Compound Not Detected.						
	16	methyl tert butyl ether	73	Compound Not Detected.						
	19	1,1-dichloroethane	63	Compound Not Detected.						
	24	cis-1,2-dichloroethene	96	5.195	5.201	(0.803)	5406	14.3581	14.358	
	27	bromochloromethane	128	Compound Not Detected.						
	26	Cyclohexane	56	Compound Not Detected.						
	28	chloroform	83	5.468	5.462	(0.845)	1106	2.25303	2.253	
	30	carbontetrachloride	117	Compound Not Detected.						
$	32	dibromofluoromethane	113	5.648	5.648	(0.873)	31442	101.525	101.525	
	33	1,1,1-trichloroethane	97	Compound Not Detected.						
	34	2-butanone	43	Compound Not Detected.						
	36	benzene	78	Compound Not Detected.						
$	38	1,2-dichloroethane-d4	65	6.188	6.188	(0.956)	34053	115.070	115.070	
	39	1,2-dichloroethane	62	Compound Not Detected.						
*	41	flourobenzene	96	6.472	6.472	(1.000)	137663	100.000		
	42	methyl cyclohexane	83	Compound Not Detected.						

	Compounds	QUANT SIG MASS	RT	EXP RT	REL RT	RESPONSE	CONCENTRATIONS ON-COLUMN (ngs)	CONCENTRATIONS FINAL (ngs)	REVIEW CODE
	43 trichloroethene	95	6.646	6.646	(1.027)	157452	445.005	445.004	
	46 1,2-dichloropropane	63	Compound Not Detected.						
	47 bromodichloromethane	83	Compound Not Detected.						
	49 1,4-Dioxane	88	Compound Not Detected.						
	52 cis-1,3-dichloropropene	75	Compound Not Detected.						
$	53 toluene-d8	98	8.179	8.180	(0.815)	135052	103.512	103.512	
	54 toluene	92	Compound Not Detected.						
	56 4-methyl-2-pentanone	58	Compound Not Detected.						
	55 tetrachloroethene	166	8.681	8.682	(0.865)	3770	10.4960	10.495	
	57 trans-1,3-dichloropropene	75	Compound Not Detected.						
	60 1,1,2-trichloroethane	83	Compound Not Detected.						
	61 chlorodibromomethane	129	Compound Not Detected.						
	64 1,2-dibromoethane	107	Compound Not Detected.						
	65 2-hexanone	43	Compound Not Detected.						
*	66 chlorobenzene-d5	117	10.040	10.046	(1.000)	117810	100.000		
	67 chlorobenzene	112	Compound Not Detected.						
	68 ethyl benzene	91	Compound Not Detected.						
	70 p/m xylene	106	Compound Not Detected.						
	71 o xylene	106	Compound Not Detected.						
	72 styrene	104	Compound Not Detected.						
	73 bromoform	173	Compound Not Detected.						
	74 isopropylbenzene	105	Compound Not Detected.						
$	75 4-bromofluorobenzene	95	11.470	11.470	(0.907)	61757	85.8958	85.895	
	79 1,1,2,2,-tetrachloroethane	83	Compound Not Detected.						
	92 1,3-dichlorobenzene	146	Compound Not Detected.						
*	93 1,4-dichlorobenzene-d4	152	12.643	12.643	(1.000)	69350	100.000		
	94 1,4-dichlorobenzene	146	Compound Not Detected.						
	97 1,2-dichlorobenzene	146	Compound Not Detected.						
	99 1,2-dibromo-3-chloropropane	75	Compound Not Detected.						
	102 1,2,4-trichlorobenzene	180	Compound Not Detected.						
	104 1,2,3-trichlorobenzene	180	Compound Not Detected.						

QC Flag Legend

M - Compound response manually integrated.

Alpha Analytical Labs

gc/ms voa - VOA105

Data file : \\Orgserv2\ff\chem\GCMSVOA\Voa105.i\140921.b\0921A09.D
Lab Smp Id:
Inj Date : 21-SEP-2014 17:20
Operator : PD Inst ID: Voa105.i
Smp Info : l1421110-50,31,10,,c
Misc Info : wg723949,ical10058
Comment :
Method : \\Orgserv2\ff\chem\GCMSVOA\Voa105.i\140921.b\liq8260B.m
Meth Date : 21-Sep-2014 18:25 pduczmalew Quant Type: ISTD
Cal Date : 04-SEP-2014 00:38 Cal File: 0903A13.D
Als bottle: 9
Dil Factor: 1.00000
Integrator: HP RTE Compound Sublist: NJTCL.sub
Target Version: 4.12
Processing Host: VIRTUALXP-76524

- NO TENTATIVELY IDENTIFIED COMPOUNDS -

Alpha Analytical Labs

INTERNAL STANDARD COMPOUNDS
AREA AND RT SUMMARY

Instrument ID: Voa105.i
Lab File ID: 0921A09.D
Lab Smp Id:
Analysis Type: VOA
Quant Type: ISTD
Operator: PD
Method File: \\Orgserv2\ff\chem\GCMSVOA\Voa105.i\140921.b\liq8260B.m
Misc Info: wg723949,ical10058

Calibration Date: 21-SEP-2014
Calibration Time: 14:05
Level: LOW
Sample Type: WATER

Test Mode:
Use Last Continuing Calibrator.
If Continuing Cal. use Initial Cal. Level 3

COMPOUND	STANDARD	AREA LIMIT LOWER	AREA LIMIT UPPER	SAMPLE	%DIFF
41 flourobenzene	176293	88147	352586	137663	-21.91
66 chlorobenzene-d5	159995	79998	319990	117810	-26.37
93 1,4-dichlorobenze	105628	52814	211256	69350	-34.35

COMPOUND	STANDARD	RT LIMIT LOWER	RT LIMIT UPPER	SAMPLE	%DIFF
41 flourobenzene	6.47	5.97	6.97	6.47	-0.00
66 chlorobenzene-d5	10.05	9.55	10.55	10.04	-0.06
93 1,4-dichlorobenze	12.64	12.14	13.14	12.64	-0.00

AREA UPPER LIMIT = +100% of internal standard area.
AREA LOWER LIMIT = - 50% of internal standard area.
RT UPPER LIMIT = + 0.50 minutes of internal standard RT.
RT LOWER LIMIT = - 0.50 minutes of internal standard RT.

Alpha Analytical Labs

RECOVERY REPORT

Client Name: Client SDG: SDGa00307
Sample Matrix: LIQUID Fraction: VOA
Lab Smp Id:
Level: LOW Operator: PD
Data Type: MS DATA SampleType: SAMPLE
SpikeList File: curveall.spk Quant Type: ISTD
Sublist File: NJTCL.sub
Method File: \\Orgserv2\ff\chem\GCMSVOA\Voa105.i\140921.b\liq8260B.m
Misc Info: wg723949,ical10058

SURROGATE COMPOUND	AMOUNT ADDED ngs	AMOUNT RECOVERED ngs	% RECOVERED	LIMITS
$ 32 dibromofluorometha	100.000	101.525	101.53	70-130
$ 38 1,2-dichloroethane	100.000	115.070	115.07	70-130
$ 53 toluene-d8	100.000	103.512	103.51	70-130
$ 75 4-bromofluorobenze	100.000	85.895	85.90	70-130

Data File: \\Orgserv2\ff\chem\GCMSVOA\Voa105.i\140921.b\0921A09.D
Date : 21-SEP-2014 17:20
Client ID:
Sample Info: 11421110-50,31,10,,c
Purge Volume: 10.0
Column phase:

Instrument: Voa105.i
Operator: PD
Column diameter: 0.18

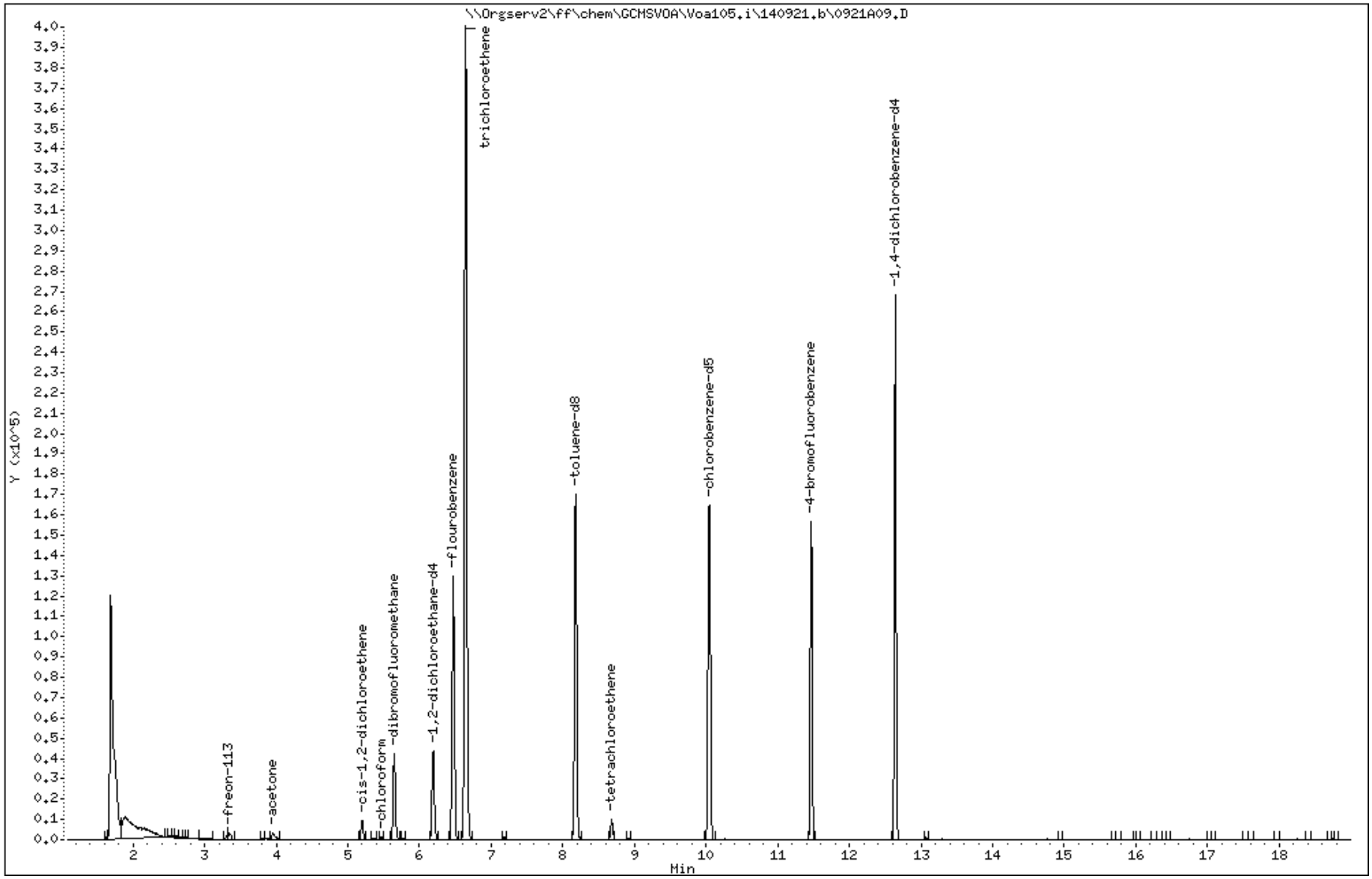

Data File: \\Orgserv2\ff\chem\GCMSVOA\Voa105.i\140921.b\0921A09.D

Date : 21-SEP-2014 17:20

Client ID:

Instrument: Voa105.i

Sample Info: l1421110-50,31,10,,c

Purge Volume: 10.0

Operator: PD

Column phase:

Column diameter: 0.18

10 freon-113

Concentration: 6.943 ngs

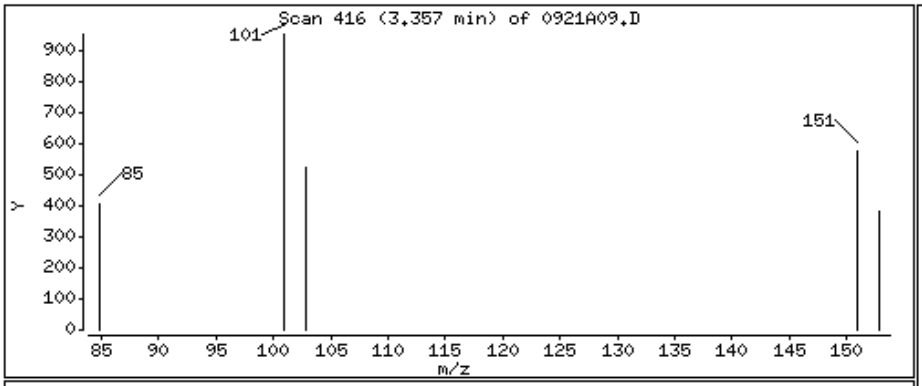

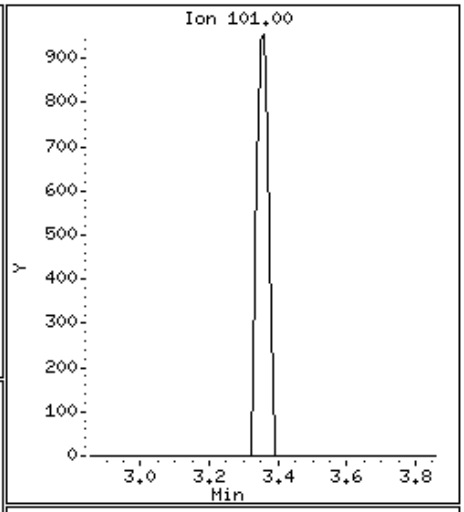

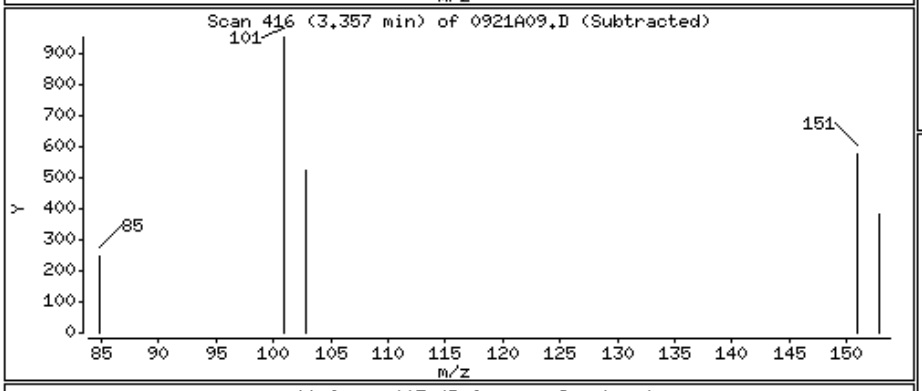

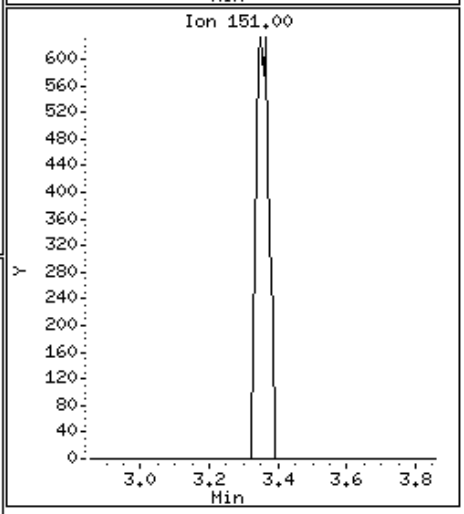

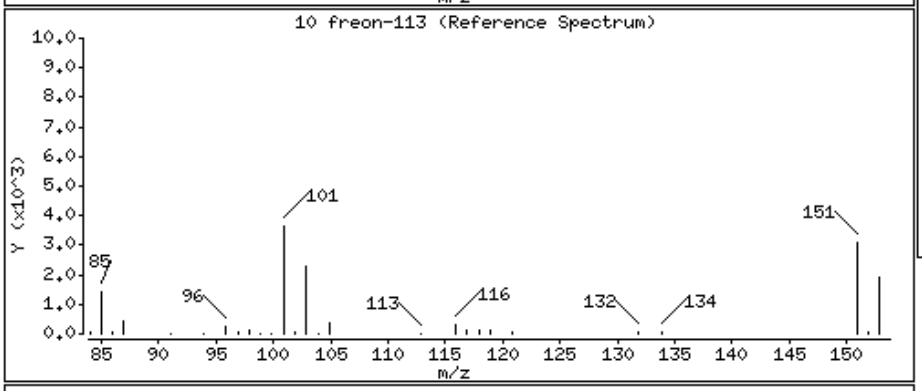

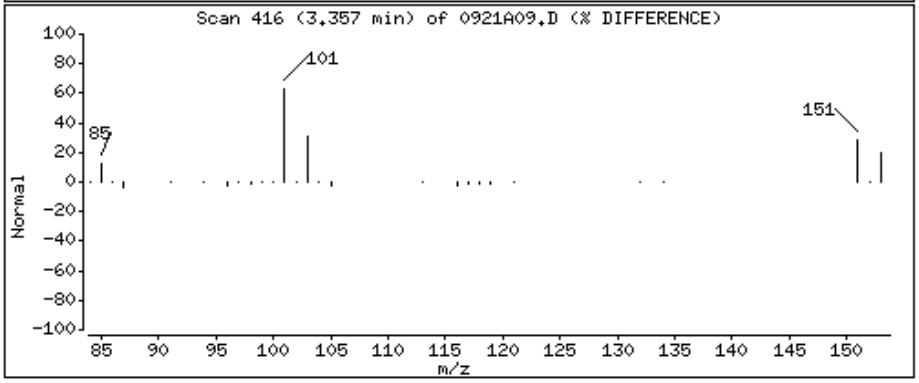

Data File: \\Orgserv2\ff\chem\GCMSVOA\Voa105.i\140921.b\0921A09.D

Date : 21-SEP-2014 17:20

Client ID:

Instrument: Voa105.i

Sample Info: l1421110-50,31,10,,c

Purge Volume: 10.0

Operator: PD

Column phase:

Column diameter: 0.18

13 acetone

Concentration: 112.758 ngs

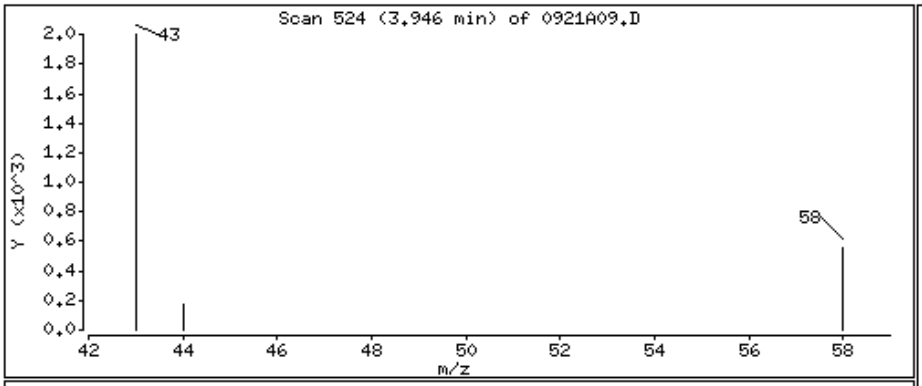

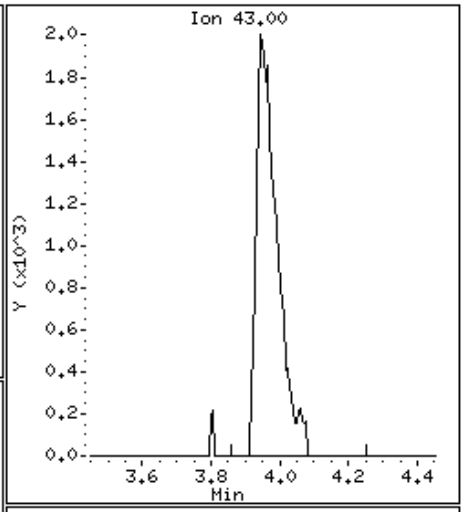

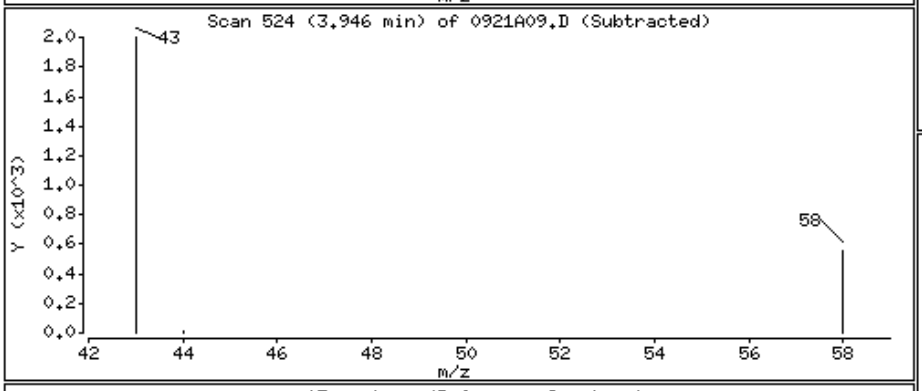

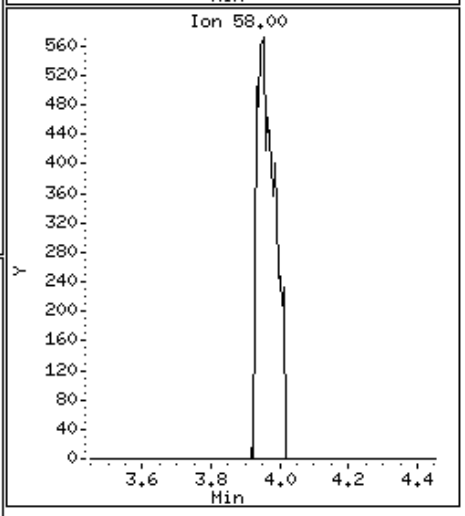

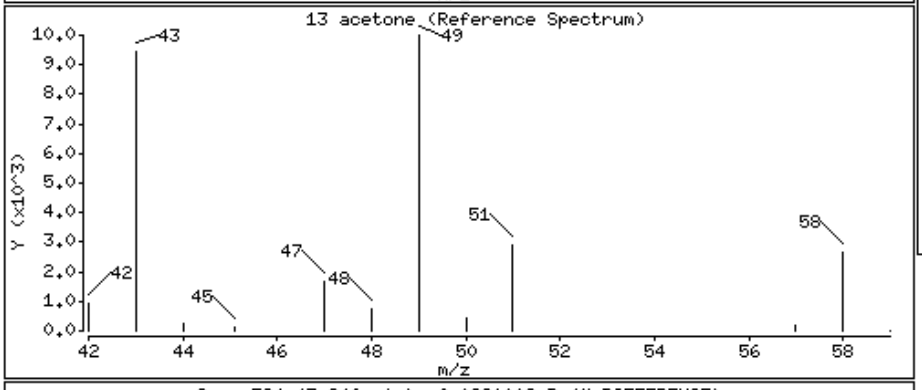

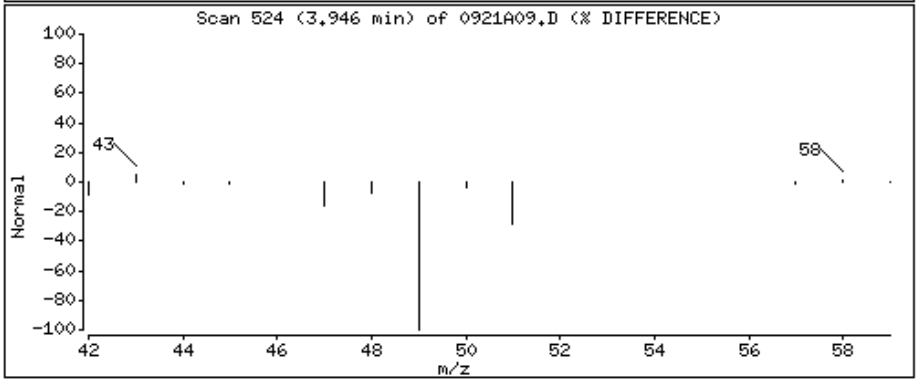

Data File: \\Orgserv2\ff\chem\GCMSVOA\Voa105.i\140921.b\0921A09.D

Date : 21-SEP-2014 17:20

Client ID:

Instrument: Voa105.i

Sample Info: l1421110-50,31,10,,c

Purge Volume: 10.0

Operator: PD

Column phase:

Column diameter: 0.18

24 cis-1,2-dichloroethene

Concentration: 14.358 ngs

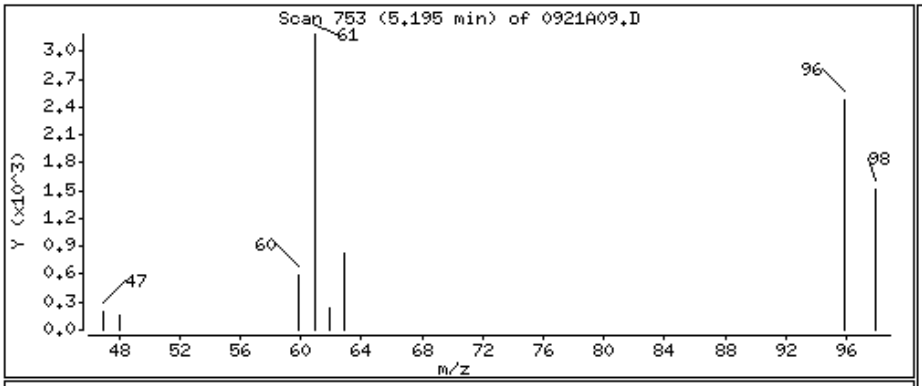

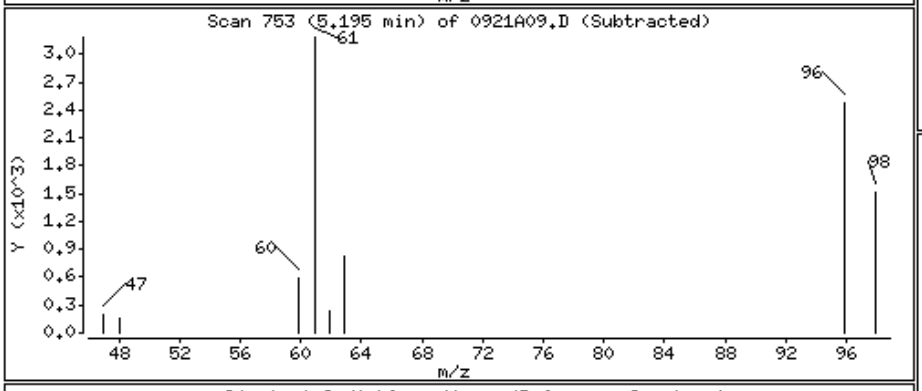

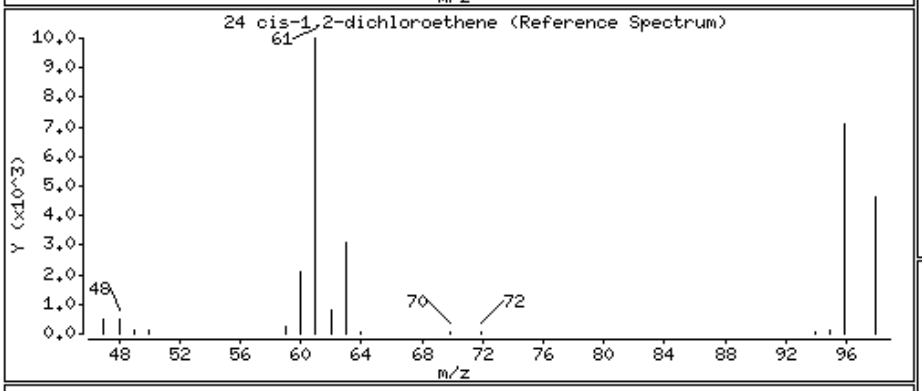

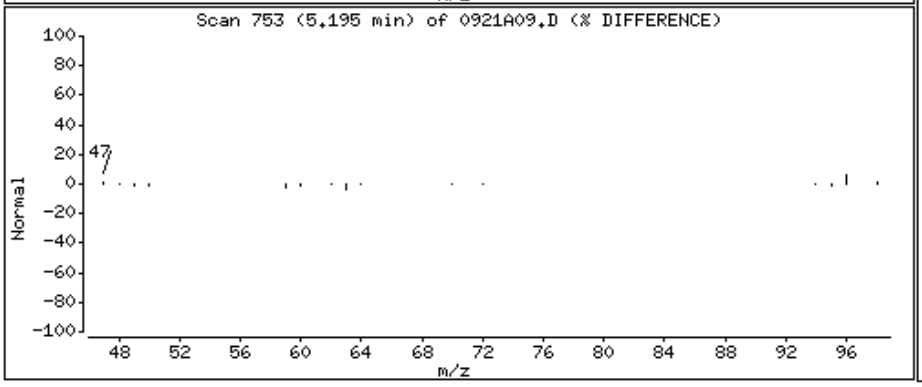

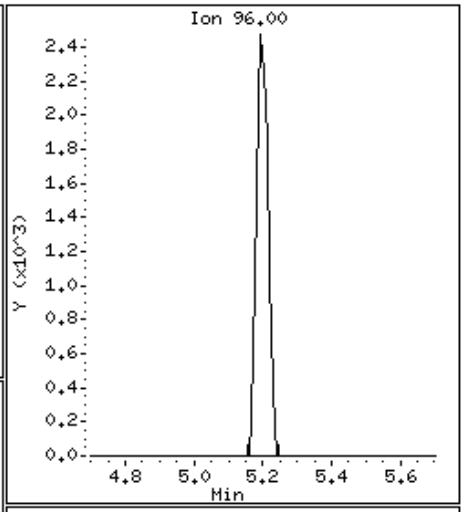

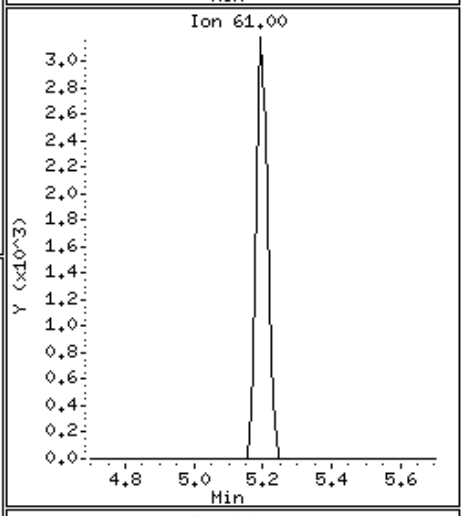

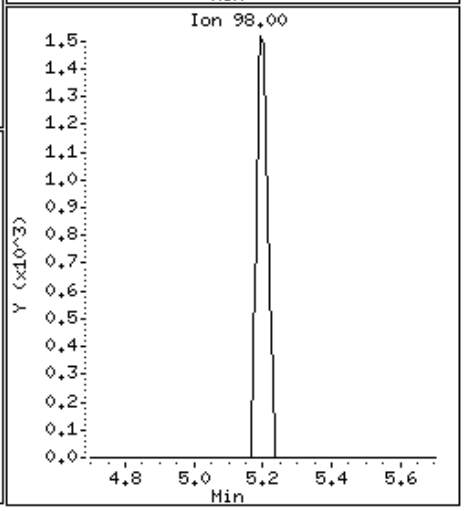

Data File: \\Orgserv2\ff\chem\GCMSVOA\Voa105.i\140921.b\0921A09.D

Date : 21-SEP-2014 17:20

Client ID:

Instrument: Voa105.i

Sample Info: l1421110-50,31,10,,c

Purge Volume: 10.0

Operator: PD

Column phase:

Column diameter: 0.18

28 chloroform

Concentration: 2.253 ngs

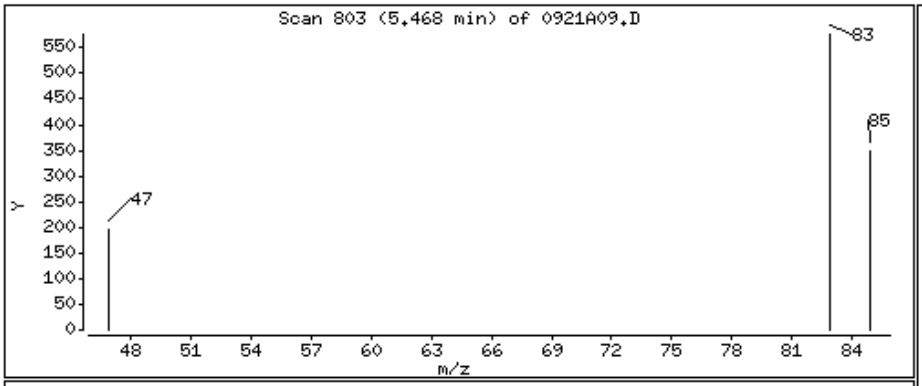

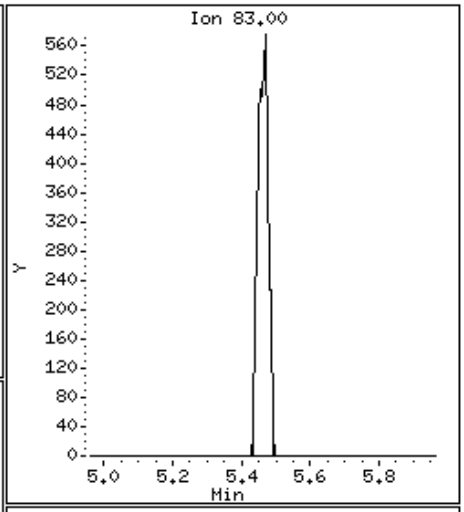

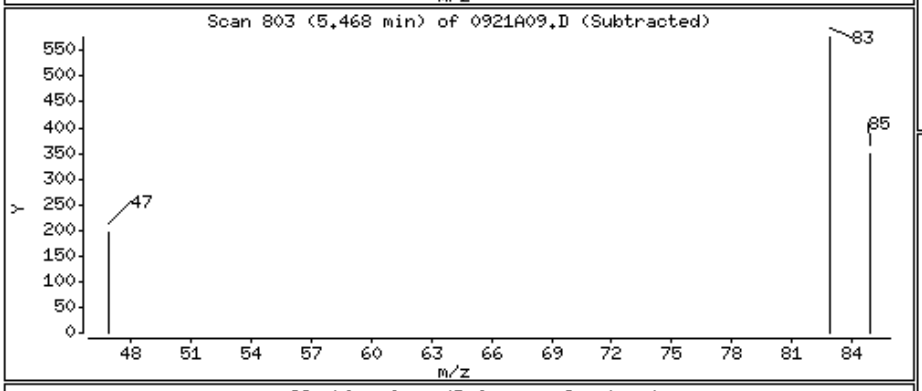

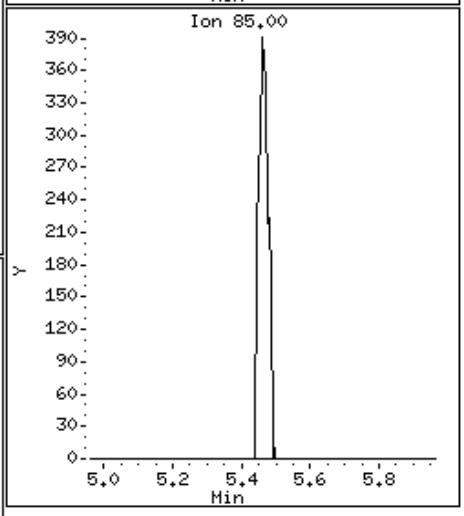

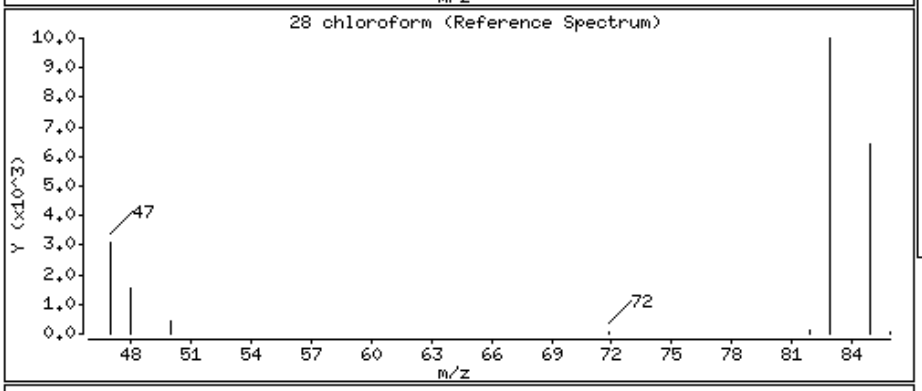

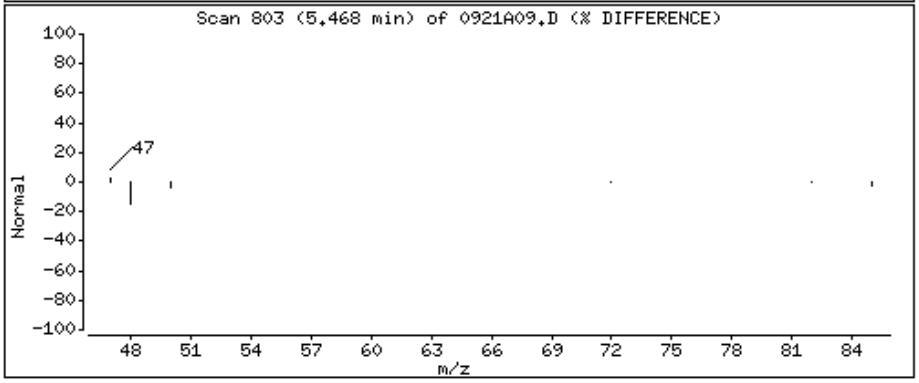

Data File: \\Orgserv2\ff\chem\GCMSVOA\Voa105.i\140921.b\0921A09.D

Date : 21-SEP-2014 17:20

Client ID:

Instrument: Voa105.i

Sample Info: l1421110-50,31,10,,c

Purge Volume: 10.0

Operator: PD

Column phase:

Column diameter: 0.18

43 trichloroethene

Concentration: 445.004 ngs

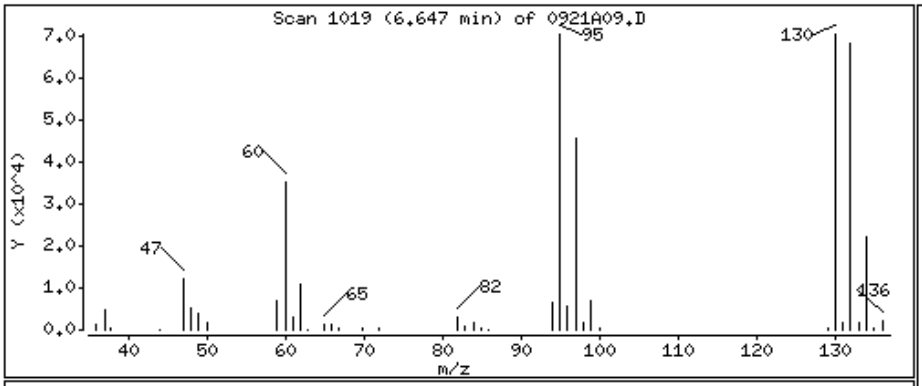

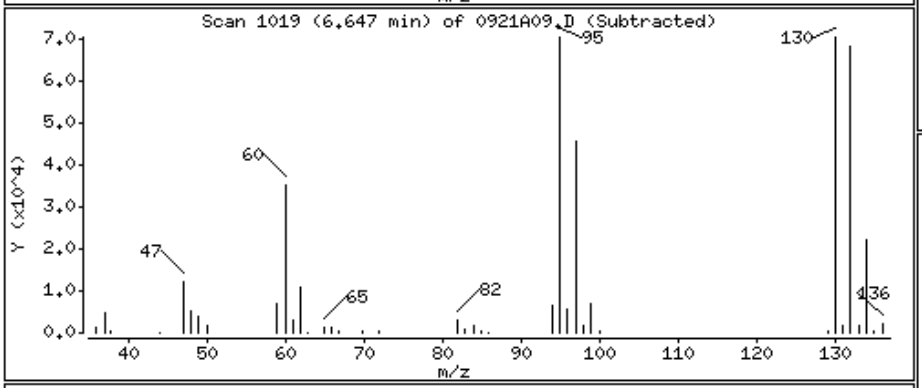

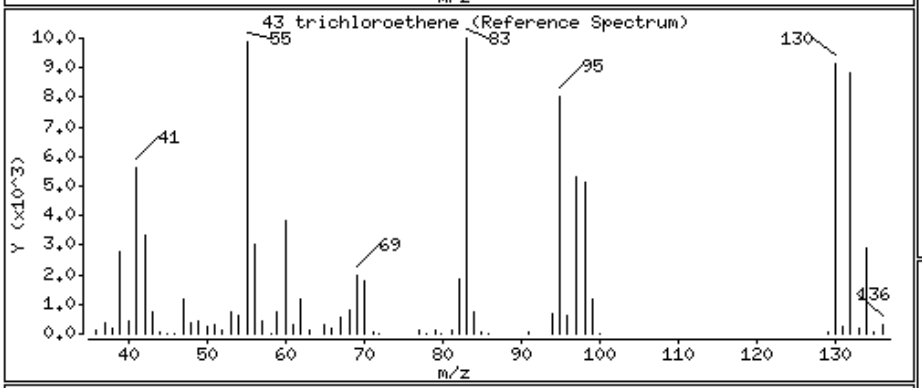

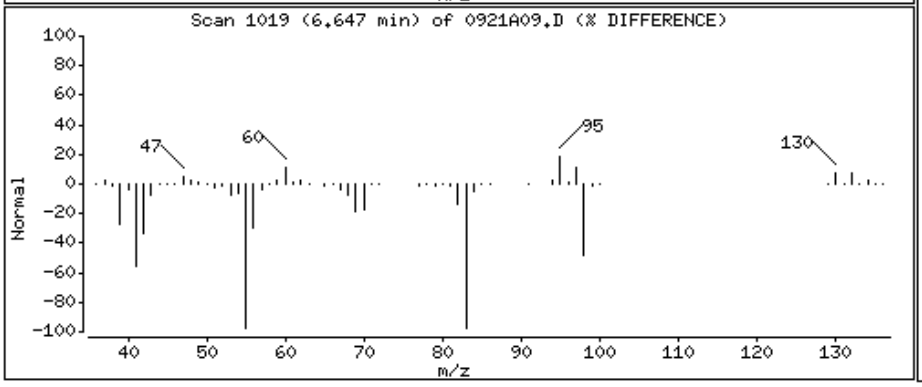

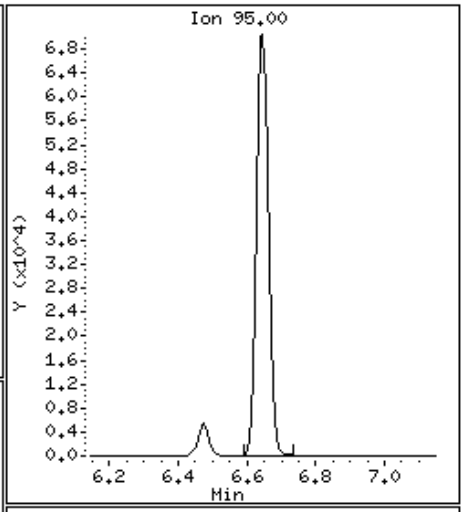

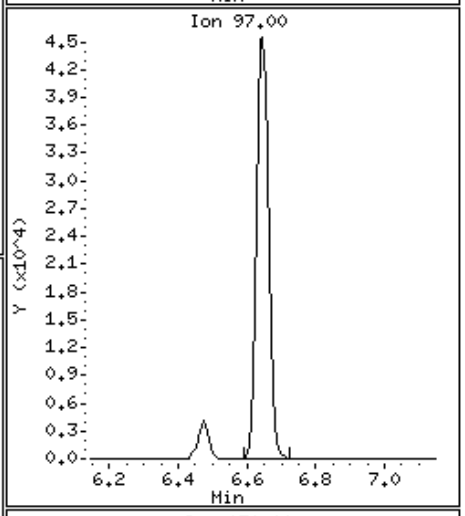

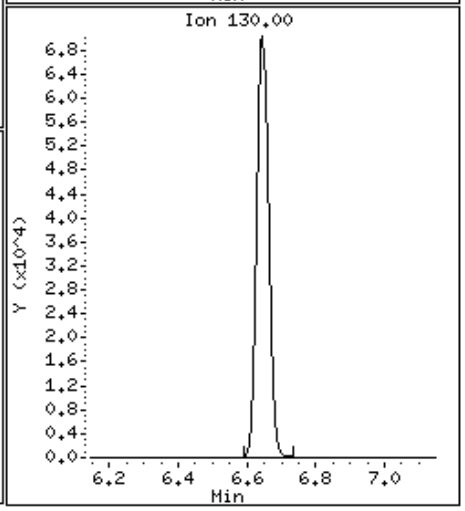

Data File: \\Orgserv2\ff\chem\GCMSVOA\Voa105.i\140921.b\0921A09.D

Date : 21-SEP-2014 17:20

Client ID:

Instrument: Voa105.i

Sample Info: l1421110-50,31,10,,c

Purge Volume: 10.0

Operator: PD

Column phase:

Column diameter: 0.18

55 tetrachloroethene

Concentration: 10.495 ngs

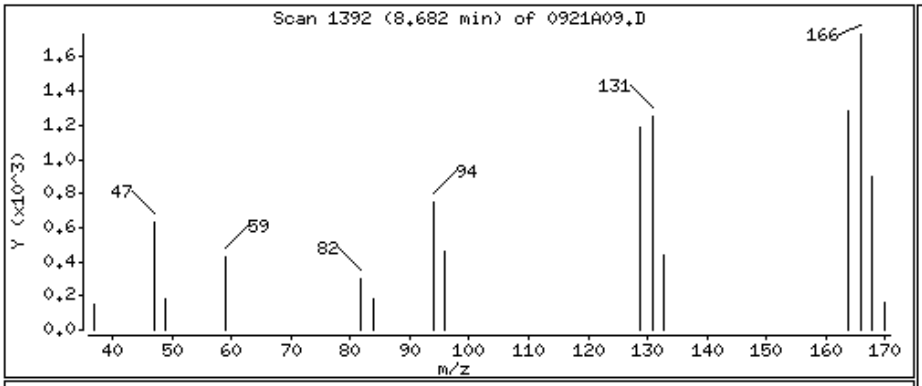

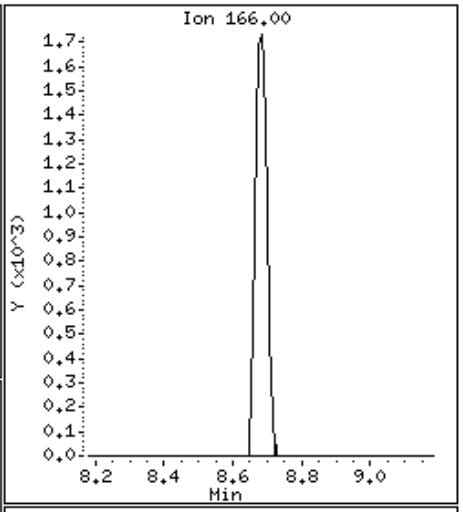

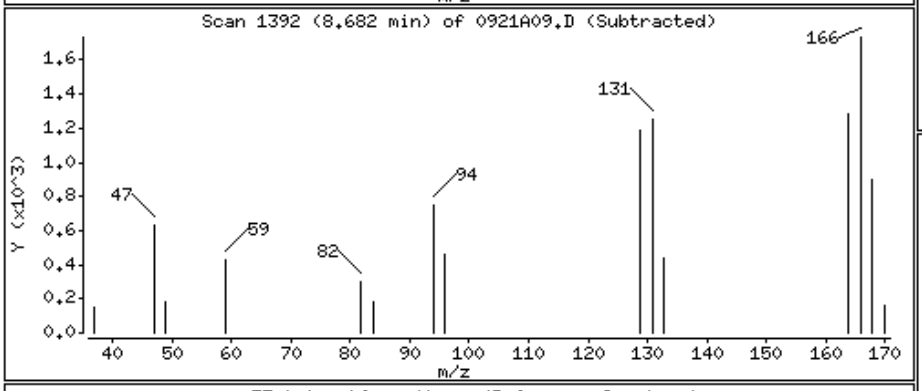

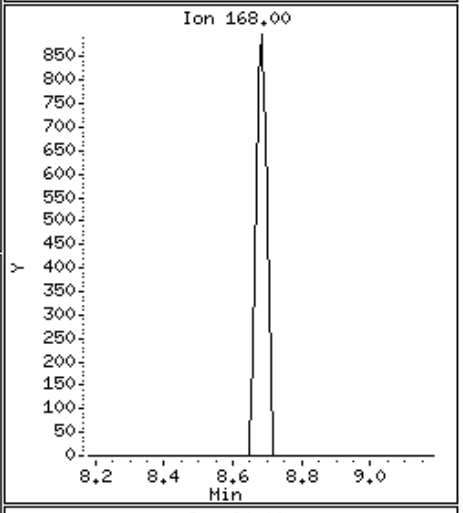

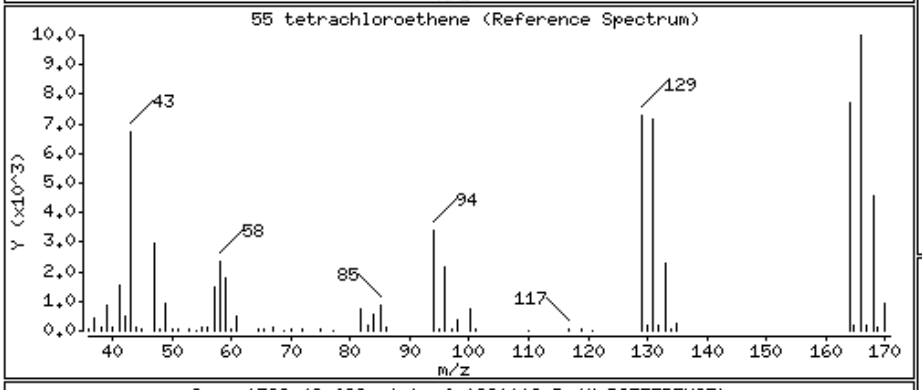

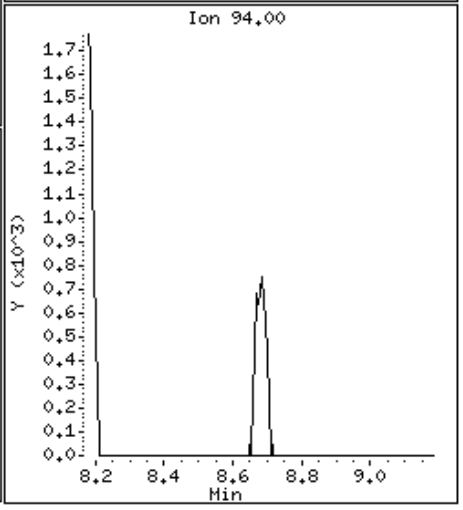

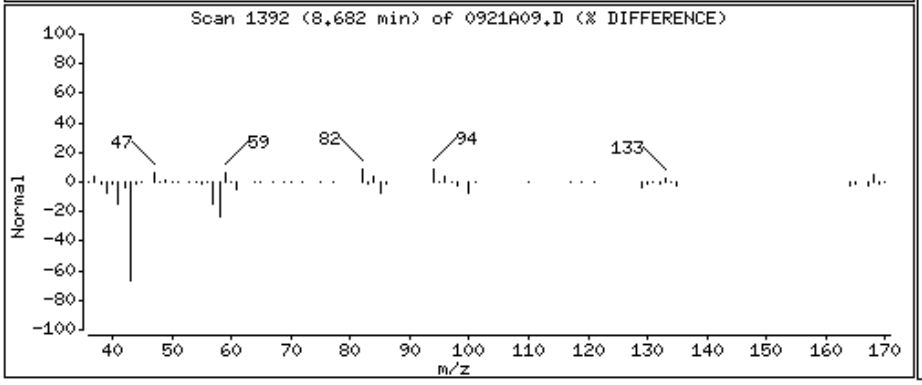

Alpha Analytical Labs

Manual Integration

Sample Info	: l1421110-50,31,10,,c wg723949,ical10058		
Instrument ID	: Voa105.i		
Method	: liq8260B.m		
File	: 0921A09.D		
Injection Date	: 21-SEP-2014 17:20		
Quantitation	: ISTD	Integrator :	HP RTE
Dilution Factor	: 1.00	Sample Type:	SAMPLE

This File has no version history.

//Orgserv2/ff/chem/GCMSVOA/Voa105.i/140921.b/original/0921A09.D

Alpha Analytical Labs

gc/ms voa - VOA105

Data file : \\Orgserv2\ff\chem\GCMSVOA\Voa105.i\140921.b\0921A10.D
Lab Smp Id:
Inj Date : 21-SEP-2014 17:48
Operator : PD Inst ID: Voa105.i
Smp Info : l1421110-51,31,10,,c
Misc Info : wg723949,ical10058
Comment :
Method : \\Orgserv2\ff\chem\GCMSVOA\Voa105.i\140921.b\liq8260B.m
Meth Date : 21-Sep-2014 18:25 pduczmalew Quant Type: ISTD
Cal Date : 04-SEP-2014 00:38 Cal File: 0903A13.D
Als bottle: 10
Dil Factor: 1.00000
Integrator: HP RTE Compound Sublist: NJTCL.sub
Target Version: 4.12
Processing Host: VIRTUALXP-76524

Concentration Formula: Amt * DF * CpndVariable
Cpnd Variable Local Compound Variable

	Compounds	QUANT SIG MASS	RT	EXP RT	REL RT	RESPONSE	CONCENTRATIONS ON-COLUMN (ngs)	FINAL (ngs)	REVIEW CODE
	1 dichlorodifluoromethane	85	Compound Not Detected.						
	2 chloromethane	50	Compound Not Detected.						
	3 vinyl chloride	62	Compound Not Detected.						
	4 bromomethane	94	Compound Not Detected.						
	5 chloroethane	64	Compound Not Detected.						
	6 trichlorofluoromethane	101	Compound Not Detected.						
	8 1,1,-dichloroethene	96	Compound Not Detected.						
	9 carbon disulfide	76	Compound Not Detected.						
	10 freon-113	101	Compound Not Detected.						
	11 methylene chloride	84	Compound Not Detected.						
	13 acetone	43	3.956	3.951	(0.611)	7682	114.489	114.489	
	14 trans-1,2-dichloroethene	96	Compound Not Detected.						
	15 Methyl Acetate	43	Compound Not Detected.						
	16 methyl tert butyl ether	73	Compound Not Detected.						
	19 1,1-dichloroethane	63	Compound Not Detected.						
	24 cis-1,2-dichloroethene	96	Compound Not Detected.						
	27 bromochloromethane	128	Compound Not Detected.						
	26 Cyclohexane	56	Compound Not Detected.						
	28 chloroform	83	5.462	5.462	(0.844)	5463	11.8526	11.852	
	30 carbontetrachloride	117	Compound Not Detected.						
$	32 dibromofluoromethane	113	5.648	5.648	(0.873)	30558	105.089	105.089	
	33 1,1,1-trichloroethane	97	Compound Not Detected.						
	34 2-butanone	43	Compound Not Detected.						
	36 benzene	78	Compound Not Detected.						
$	38 1,2-dichloroethane-d4	65	6.193	6.188	(0.957)	32305	116.264	116.264	
	39 1,2-dichloroethane	62	Compound Not Detected.						
*	41 flourobenzene	96	6.472	6.472	(1.000)	129255	100.000		
	42 methyl cyclohexane	83	Compound Not Detected.						

			QUANT SIG MASS	RT	EXP RT	REL RT	RESPONSE	CONCENTRATIONS ON-COLUMN (ngs)	CONCENTRATIONS FINAL (ngs)	REVIEW CODE
	43	trichloroethene	95	6.641	6.646	(1.026)	4426	13.3229	13.322	
	46	1,2-dichloropropane	63	Compound Not Detected.						
	47	bromodichloromethane	83	Compound Not Detected.						
	49	1,4-Dioxane	88	Compound Not Detected.						
	52	cis-1,3-dichloropropene	75	Compound Not Detected.						
$	53	toluene-d8	98	8.180	8.180	(0.814)	129501	104.593	104.593	
	54	toluene	92	Compound Not Detected.						
	56	4-methyl-2-pentanone	58	Compound Not Detected.						
	55	tetrachloroethene	166	Compound Not Detected.						
	57	trans-1,3-dichloropropene	75	Compound Not Detected.						
	60	1,1,2-trichloroethane	83	Compound Not Detected.						
	61	chlorodibromomethane	129	Compound Not Detected.						
	64	1,2-dibromoethane	107	Compound Not Detected.						
	65	2-hexanone	43	Compound Not Detected.						
*	66	chlorobenzene-d5	117	10.046	10.046	(1.000)	111800	100.000		
	67	chlorobenzene	112	Compound Not Detected.						
	68	ethyl benzene	91	Compound Not Detected.						
	70	p/m xylene	106	Compound Not Detected.						
	71	o xylene	106	Compound Not Detected.						
	72	styrene	104	Compound Not Detected.						
	73	bromoform	173	Compound Not Detected.						
	74	isopropylbenzene	105	Compound Not Detected.						
$	75	4-bromofluorobenzene	95	11.470	11.470	(0.907)	58038	85.7061	85.706	
	79	1,1,2,2,-tetrachloroethane	83	Compound Not Detected.						
	92	1,3-dichlorobenzene	146	Compound Not Detected.						
*	93	1,4-dichlorobenzene-d4	152	12.643	12.643	(1.000)	65318	100.000		
	94	1,4-dichlorobenzene	146	Compound Not Detected.						
	97	1,2-dichlorobenzene	146	Compound Not Detected.						
	99	1,2-dibromo-3-chloropropane	75	Compound Not Detected.						
	102	1,2,4-trichlorobenzene	180	Compound Not Detected.						
	104	1,2,3-trichlorobenzene	180	Compound Not Detected.						

Alpha Analytical Labs

gc/ms voa - VOA105

Data file : \\Orgserv2\ff\chem\GCMSVOA\Voa105.i\140921.b\0921A10.D
Lab Smp Id:
Inj Date : 21-SEP-2014 17:48
Operator : PD Inst ID: Voa105.i
Smp Info : l1421110-51,31,10,,c
Misc Info : wg723949,ical10058
Comment :
Method : \\Orgserv2\ff\chem\GCMSVOA\Voa105.i\140921.b\liq8260B.m
Meth Date : 21-Sep-2014 18:25 pduczmalew Quant Type: ISTD
Cal Date : 04-SEP-2014 00:38 Cal File: 0903A13.D
Als bottle: 10
Dil Factor: 1.00000
Integrator: HP RTE Compound Sublist: NJTCL.sub
Target Version: 4.12
Processing Host: VIRTUALXP-76524

- NO TENTATIVELY IDENTIFIED COMPOUNDS -

Alpha Analytical Labs

INTERNAL STANDARD COMPOUNDS
AREA AND RT SUMMARY

Instrument ID: Voa105.i
Lab File ID: 0921A10.D
Lab Smp Id:
Analysis Type: VOA
Quant Type: ISTD
Operator: PD
Method File: \\Orgserv2\ff\chem\GCMSVOA\Voa105.i\140921.b\liq8260B.m
Misc Info: wg723949,ical10058

Calibration Date: 21-SEP-2014
Calibration Time: 14:05

Level: LOW
Sample Type: WATER

Test Mode:
Use Last Continuing Calibrator.
If Continuing Cal. use Initial Cal. Level 3

		AREA LIMIT			
COMPOUND	STANDARD	LOWER	UPPER	SAMPLE	%DIFF
41 flourobenzene	176293	88147	352586	129255	-26.68
66 chlorobenzene-d5	159995	79998	319990	111800	-30.12
93 1,4-dichlorobenze	105628	52814	211256	65318	-38.16

		RT LIMIT			
COMPOUND	STANDARD	LOWER	UPPER	SAMPLE	%DIFF
41 flourobenzene	6.47	5.97	6.97	6.47	-0.00
66 chlorobenzene-d5	10.05	9.55	10.55	10.05	-0.00
93 1,4-dichlorobenze	12.64	12.14	13.14	12.64	-0.00

AREA UPPER LIMIT = +100% of internal standard area.
AREA LOWER LIMIT = - 50% of internal standard area.
RT UPPER LIMIT = + 0.50 minutes of internal standard RT.
RT LOWER LIMIT = - 0.50 minutes of internal standard RT.

Alpha Analytical Labs

RECOVERY REPORT

Client Name: Client SDG: SDGa00307
Sample Matrix: LIQUID Fraction: VOA
Lab Smp Id:
Level: LOW Operator: PD
Data Type: MS DATA SampleType: SAMPLE
SpikeList File: curveall.spk Quant Type: ISTD
Sublist File: NJTCL.sub
Method File: \\Orgserv2\ff\chem\GCMSVOA\Voa105.i\140921.b\liq8260B.m
Misc Info: wg723949,ical10058

SURROGATE COMPOUND	AMOUNT ADDED ngs	AMOUNT RECOVERED ngs	% RECOVERED	LIMITS
$ 32 dibromofluorometha	100.000	105.089	105.09	70-130
$ 38 1,2-dichloroethane	100.000	116.264	116.26	70-130
$ 53 toluene-d8	100.000	104.593	104.59	70-130
$ 75 4-bromofluorobenze	100.000	85.706	85.71	70-130

Data File: \\Orgserv2\ff\chem\GCMSVOA\Voa105.i\140921.b\0921A10.D
Date : 21-SEP-2014 17:48
Client ID:
Instrument: Voa105.i
Sample Info: 11421110-51,31,10,,c
Purge Volume: 10.0
Operator: PD
Column phase:
Column diameter: 0.18

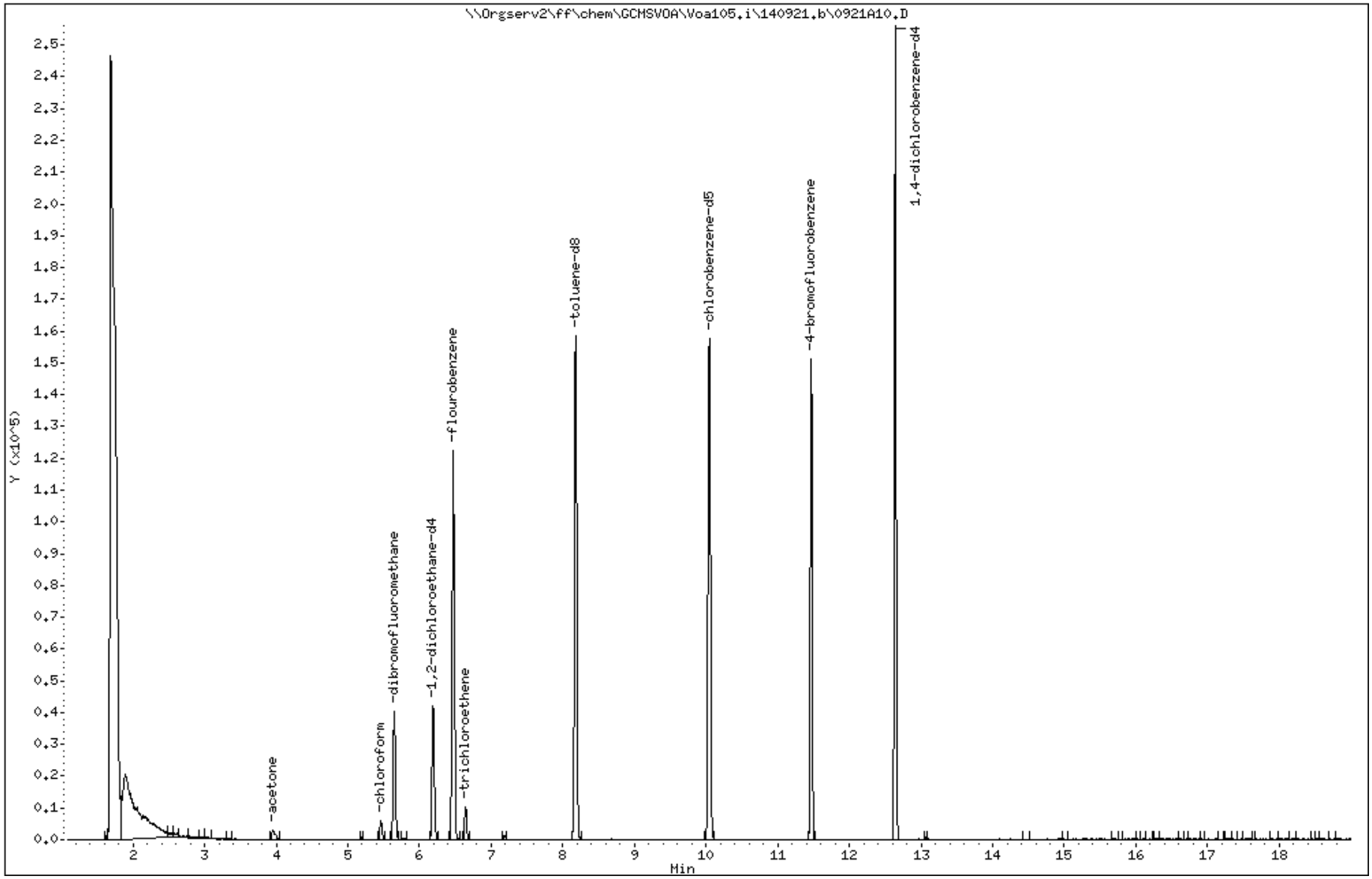

Data File: \\Orgserv2\ff\chem\GCMSVOA\Voa105.i\140921.b\0921A10.D

Date : 21-SEP-2014 17:48

Client ID:

Instrument: Voa105.i

Sample Info: l1421110-51,31,10,,c

Purge Volume: 10.0

Operator: PD

Column phase:

Column diameter: 0.18

13 acetone

Concentration: 114.489 ngs

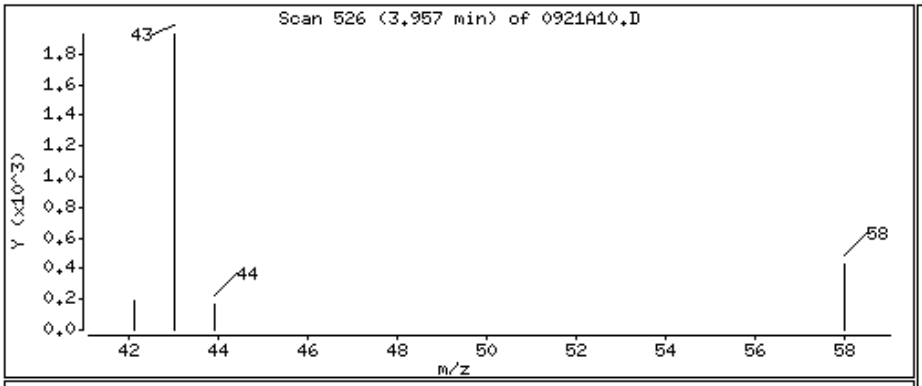

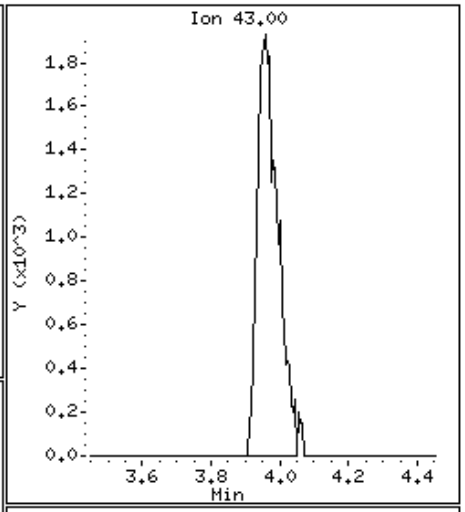

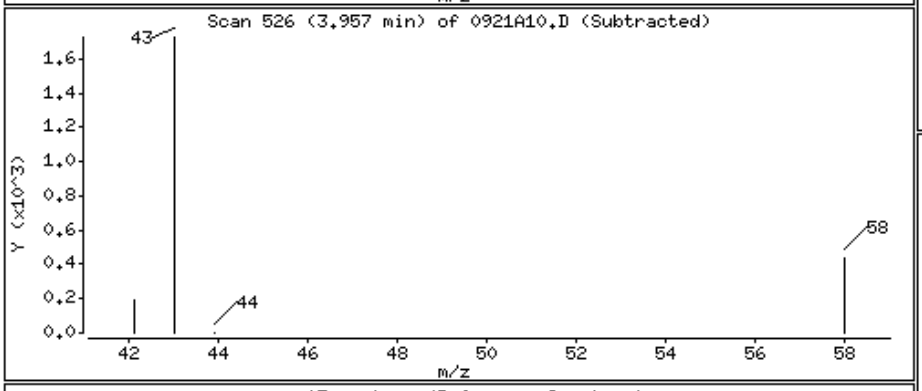

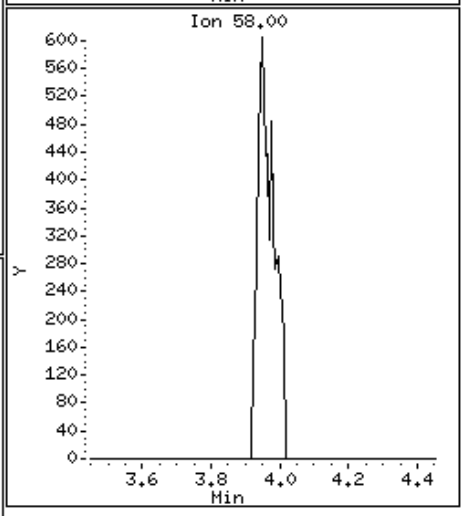

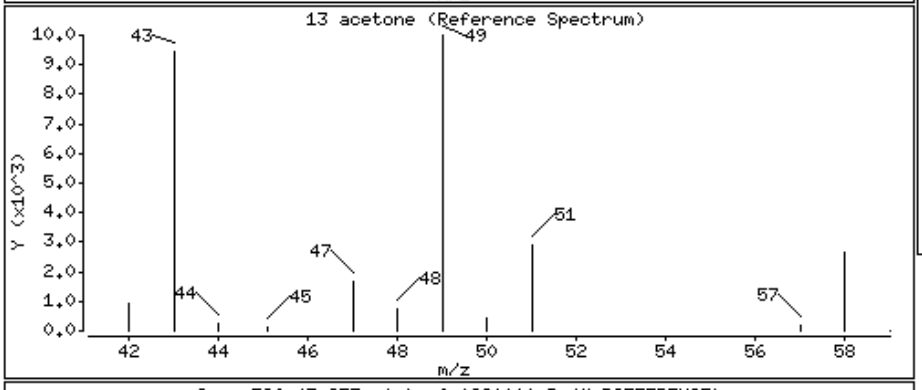

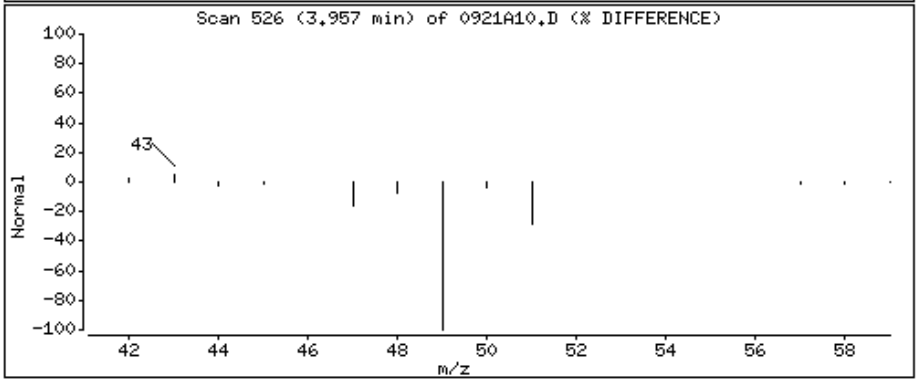

Data File: \\Orgserv2\ff\chem\GCMSVOA\Voa105.i\140921.b\0921A10.D

Date : 21-SEP-2014 17:48

Client ID:

Instrument: Voa105.i

Sample Info: l1421110-51,31,10,,c

Purge Volume: 10.0

Operator: PD

Column phase:

Column diameter: 0.18

28 chloroform

Concentration: 11.852 ngs

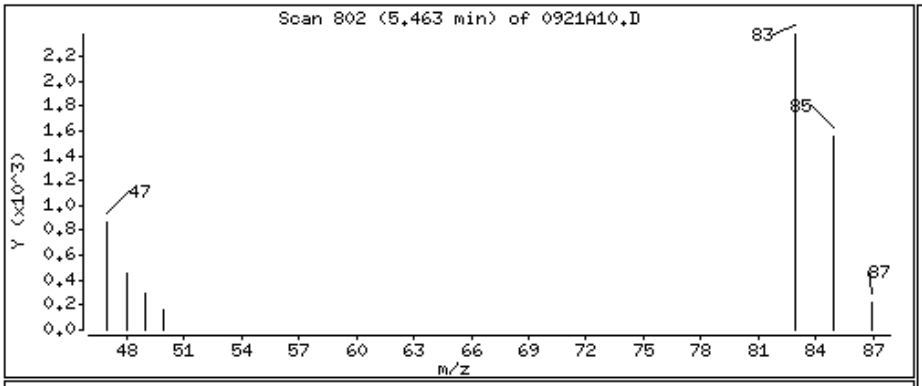

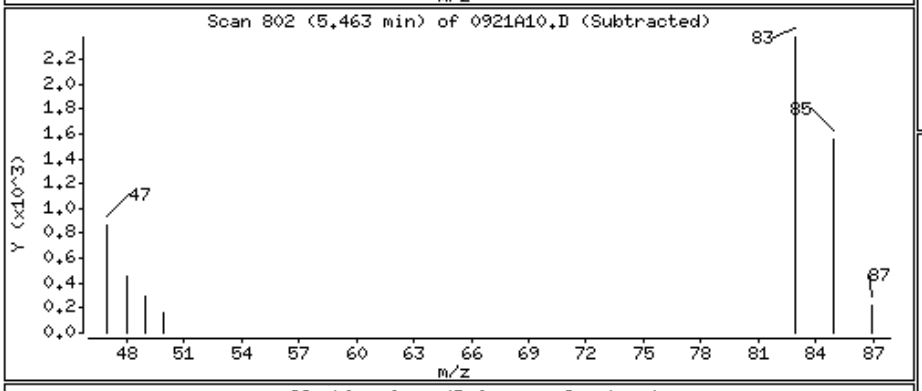

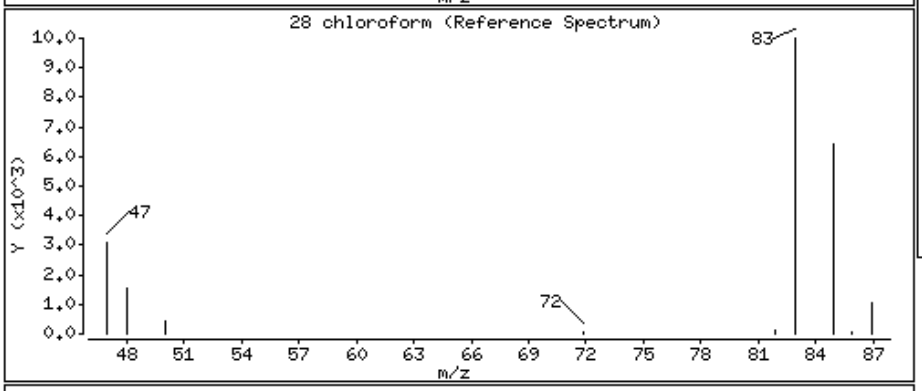

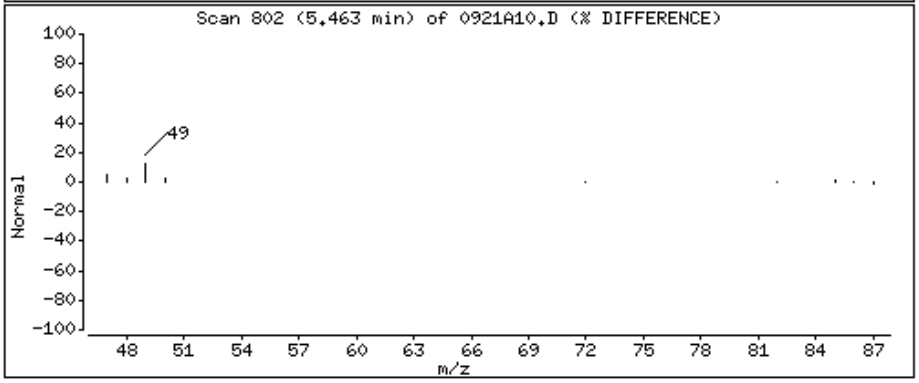

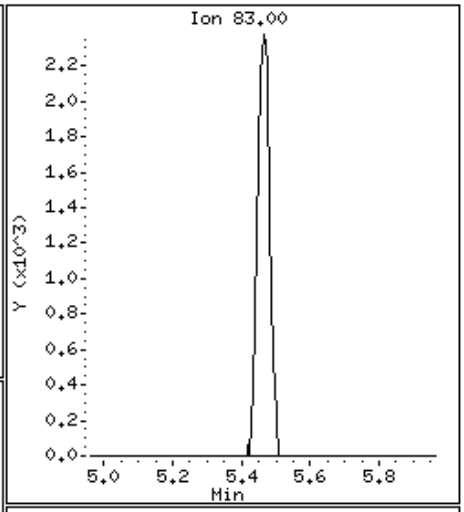

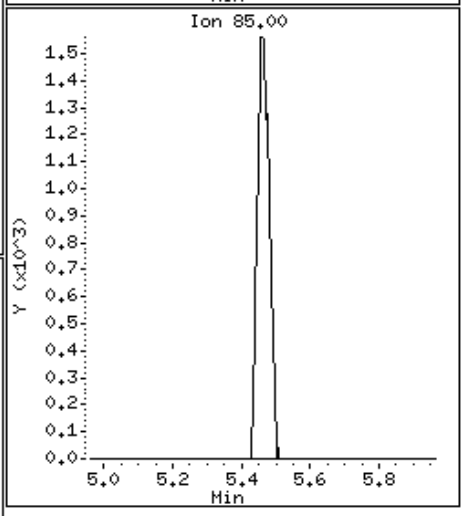

Data File: \\Orgserv2\ff\chem\GCMSVOA\Voa105.i\140921.b\0921A10.D

Date : 21-SEP-2014 17:48

Client ID:

Instrument: Voa105.i

Sample Info: l1421110-51,31,10,,c

Purge Volume: 10.0

Operator: PD

Column phase:

Column diameter: 0.18

43 trichloroethene

Concentration: 13.322 ngs

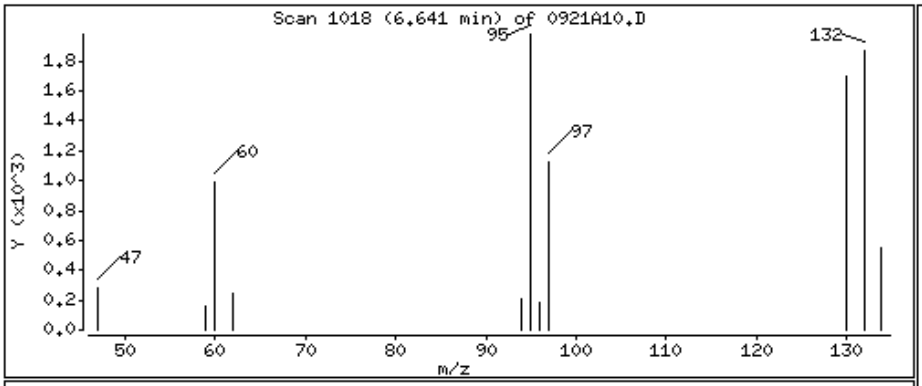

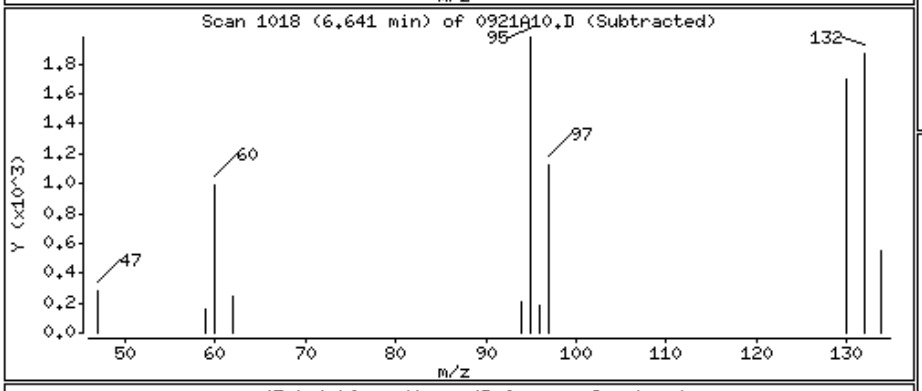

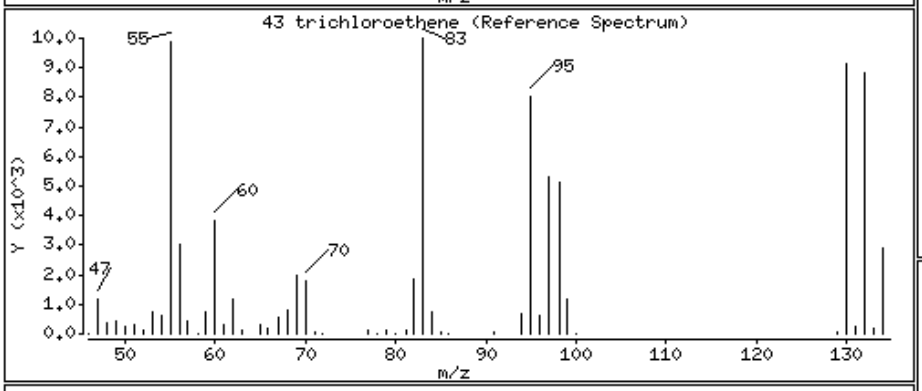

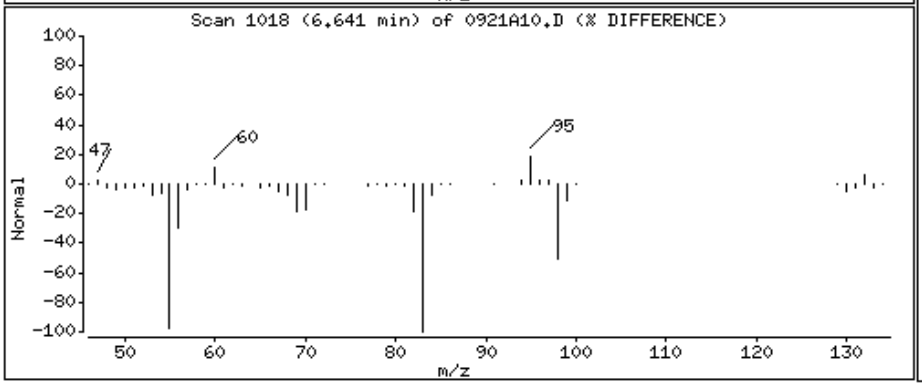

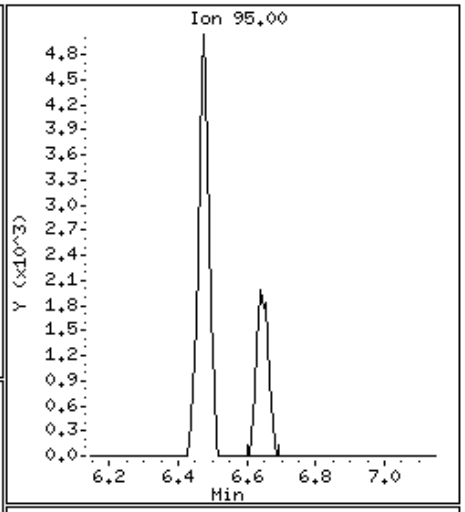

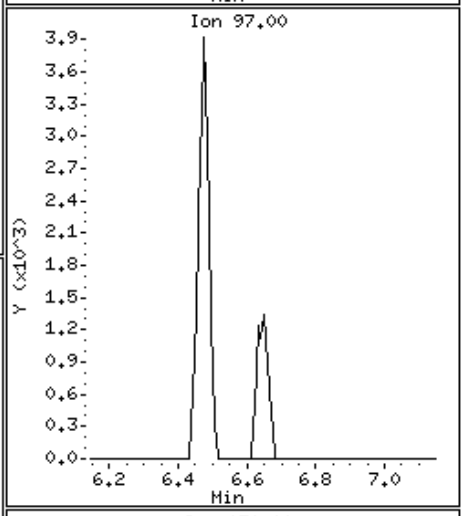

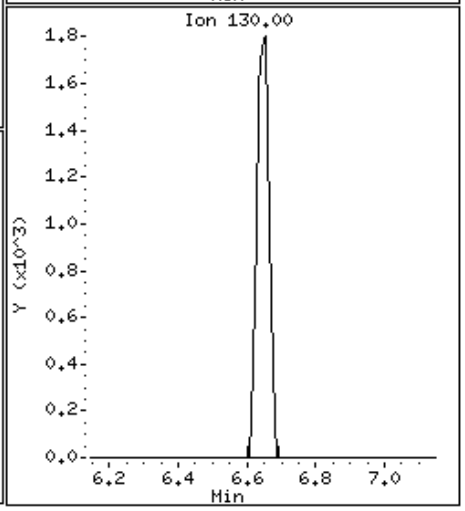

Alpha Analytical Labs

Manual Integration

Sample Info : l1421110-51,31,10,,c
wg723949,ical10058

Instrument ID : Voa105.i
Method : liq8260B.m
File : 0921A10.D
Injection Date : 21-SEP-2014 17:48
Quantitation : ISTD Integrator : HP RTE
Dilution Factor : 1.00 Sample Type: SAMPLE

This File has no version history.

//Orgserv2/ff/chem/GCMSVOA/Voa105.i/140921.b/original/0921A10.D

Alpha Analytical Labs

gc/ms voa - VOA105

Data file : \\Orgserv2\ff\chem\GCMSVOA\Voa105.i\140921.b\0921A11.D
Lab Smp Id:
Inj Date : 21-SEP-2014 18:16
Operator : PD Inst ID: Voa105.i
Smp Info : l1421110-52,31,10,,c
Misc Info : wg723949,ical10058
Comment :
Method : \\Orgserv2\ff\chem\GCMSVOA\Voa105.i\140921.b\liq8260B.m
Meth Date : 22-Sep-2014 09:13 pduczmalew Quant Type: ISTD
Cal Date : 04-SEP-2014 00:38 Cal File: 0903A13.D
Als bottle: 11
Dil Factor: 1.00000
Integrator: HP RTE Compound Sublist: NJTCL.sub
Target Version: 4.12
Processing Host: VIRTUALXP-76524

Concentration Formula: Amt * DF * CpndVariable
Cpnd Variable Local Compound Variable

	Compounds	QUANT SIG MASS	RT	EXP RT	REL RT	RESPONSE	CONCENTRATIONS ON-COLUMN (ngs)	FINAL (ngs)	REVIEW CODE
	1 dichlorodifluoromethane	85	Compound Not Detected.						
	2 chloromethane	50	Compound Not Detected.						
	3 vinyl chloride	62	Compound Not Detected.						
	4 bromomethane	94	Compound Not Detected.						
	5 chloroethane	64	Compound Not Detected.						
	6 trichlorofluoromethane	101	Compound Not Detected.						
	8 1,1,-dichloroethene	96	Compound Not Detected.						
	9 carbon disulfide	76	Compound Not Detected.						
	10 freon-113	101	Compound Not Detected.						
	11 methylene chloride	84	Compound Not Detected.						
	13 acetone	43	3.951	3.951	(0.611)	7627	111.872	111.871	
	14 trans-1,2-dichloroethene	96	Compound Not Detected.						
	15 Methyl Acetate	43	Compound Not Detected.						
	16 methyl tert butyl ether	73	Compound Not Detected.						
	19 1,1-dichloroethane	63	Compound Not Detected.						
	24 cis-1,2-dichloroethene	96	Compound Not Detected.						
	27 bromochloromethane	128	Compound Not Detected.						
	26 Cyclohexane	56	Compound Not Detected.						
	28 chloroform	83	5.462	5.462	(0.844)	4140	8.84015	8.840	
	30 carbontetrachloride	117	Compound Not Detected.						
$	32 dibromofluoromethane	113	5.648	5.648	(0.873)	29875	101.116	101.115	
	33 1,1,1-trichloroethane	97	Compound Not Detected.						
	34 2-butanone	43	Compound Not Detected.						
	36 benzene	78	Compound Not Detected.						
$	38 1,2-dichloroethane-d4	65	6.194	6.188	(0.957)	33371	118.202	118.201	
	39 1,2-dichloroethane	62	Compound Not Detected.						
*	41 flourobenzene	96	6.472	6.472	(1.000)	131332	100.000		
	42 methyl cyclohexane	83	Compound Not Detected.						

	Compounds	QUANT SIG MASS	RT	EXP RT	REL RT	RESPONSE	CONCENTRATIONS ON-COLUMN (ngs)	CONCENTRATIONS FINAL (ngs)	REVIEW CODE
	43 trichloroethene	95	6.646	6.646	(1.027)	1174	3.47801	3.478	
	46 1,2-dichloropropane	63	Compound Not Detected.						
	47 bromodichloromethane	83	Compound Not Detected.						
	49 1,4-Dioxane	88	Compound Not Detected.						
	52 cis-1,3-dichloropropene	75	Compound Not Detected.						
$	53 toluene-d8	98	8.180	8.180	(0.814)	129822	104.282	104.281	
	54 toluene	92	Compound Not Detected.						
	56 4-methyl-2-pentanone	58	Compound Not Detected.						
	55 tetrachloroethene	166	Compound Not Detected.						
	57 trans-1,3-dichloropropene	75	Compound Not Detected.						
	60 1,1,2-trichloroethane	83	Compound Not Detected.						
	61 chlorodibromomethane	129	Compound Not Detected.						
	64 1,2-dibromoethane	107	Compound Not Detected.						
	65 2-hexanone	43	Compound Not Detected.						
*	66 chlorobenzene-d5	117	10.046	10.046	(1.000)	112412	100.000		
	67 chlorobenzene	112	Compound Not Detected.						
	68 ethyl benzene	91	Compound Not Detected.						
	70 p/m xylene	106	Compound Not Detected.						
	71 o xylene	106	Compound Not Detected.						
	72 styrene	104	Compound Not Detected.						
	73 bromoform	173	Compound Not Detected.						
	74 isopropylbenzene	105	Compound Not Detected.						
$	75 4-bromofluorobenzene	95	11.470	11.470	(0.907)	58191	83.6736	83.673	
	79 1,1,2,2,-tetrachloroethane	83	Compound Not Detected.						
	92 1,3-dichlorobenzene	146	Compound Not Detected.						
*	93 1,4-dichlorobenzene-d4	152	12.643	12.643	(1.000)	67081	100.000		
	94 1,4-dichlorobenzene	146	Compound Not Detected.						
	97 1,2-dichlorobenzene	146	Compound Not Detected.						
	99 1,2-dibromo-3-chloropropane	75	Compound Not Detected.						
	102 1,2,4-trichlorobenzene	180	Compound Not Detected.						
	104 1,2,3-trichlorobenzene	180	Compound Not Detected.						

Alpha Analytical Labs

gc/ms voa - VOA105

Data file : \\Orgserv2\ff\chem\GCMSVOA\Voa105.i\140921.b\0921A11.D
Lab Smp Id:
Inj Date : 21-SEP-2014 18:16
Operator : PD Inst ID: Voa105.i
Smp Info : l1421110-52,31,10,,c
Misc Info : wg723949,ical10058
Comment :
Method : \\Orgserv2\ff\chem\GCMSVOA\Voa105.i\140921.b\liq8260B.m
Meth Date : 22-Sep-2014 09:13 pduczmalew Quant Type: ISTD
Cal Date : 04-SEP-2014 00:38 Cal File: 0903A13.D
Als bottle: 11
Dil Factor: 1.00000
Integrator: HP RTE Compound Sublist: NJTCL.sub
Target Version: 4.12
Processing Host: VIRTUALXP-76524

- NO TENTATIVELY IDENTIFIED COMPOUNDS -

Alpha Analytical Labs

INTERNAL STANDARD COMPOUNDS
AREA AND RT SUMMARY

Instrument ID: Voa105.i
Lab File ID: 0921A11.D
Lab Smp Id:
Analysis Type: VOA
Quant Type: ISTD
Operator: PD
Method File: \\Orgserv2\ff\chem\GCMSVOA\Voa105.i\140921.b\liq8260B.m
Misc Info: wg723949,ical10058

Calibration Date: 21-SEP-2014
Calibration Time: 14:05
Level: LOW
Sample Type: WATER

Test Mode:
Use Last Continuing Calibrator.
If Continuing Cal. use Initial Cal. Level 3

COMPOUND	STANDARD	AREA LIMIT LOWER	AREA LIMIT UPPER	SAMPLE	%DIFF
41 flourobenzene	176293	88147	352586	131332	-25.50
66 chlorobenzene-d5	159995	79998	319990	112412	-29.74
93 1,4-dichlorobenze	105628	52814	211256	67081	-36.49

COMPOUND	STANDARD	RT LIMIT LOWER	RT LIMIT UPPER	SAMPLE	%DIFF
41 flourobenzene	6.47	5.97	6.97	6.47	0.00
66 chlorobenzene-d5	10.05	9.55	10.55	10.05	0.00
93 1,4-dichlorobenze	12.64	12.14	13.14	12.64	0.00

AREA UPPER LIMIT = +100% of internal standard area.
AREA LOWER LIMIT = - 50% of internal standard area.
RT UPPER LIMIT = + 0.50 minutes of internal standard RT.
RT LOWER LIMIT = - 0.50 minutes of internal standard RT.

Alpha Analytical Labs

RECOVERY REPORT

Client Name: Client SDG: SDGa00307
Sample Matrix: LIQUID Fraction: VOA
Lab Smp Id:
Level: LOW Operator: PD
Data Type: MS DATA SampleType: SAMPLE
SpikeList File: curveall.spk Quant Type: ISTD
Sublist File: NJTCL.sub
Method File: \\Orgserv2\ff\chem\GCMSVOA\Voa105.i\140921.b\liq8260B.m
Misc Info: wg723949,ical10058

SURROGATE COMPOUND	AMOUNT ADDED ngs	AMOUNT RECOVERED ngs	% RECOVERED	LIMITS
$ 32 dibromofluorometha	100.000	101.115	101.12	70-130
$ 38 1,2-dichloroethane	100.000	118.201	118.20	70-130
$ 53 toluene-d8	100.000	104.281	104.28	70-130
$ 75 4-bromofluorobenze	100.000	83.673	83.67	70-130

Data File: \\Orgserv2\ff\chem\GCMSVOA\Voa105.i\140921.b\0921A11.D
Date : 21-SEP-2014 18:16
Client ID:
Sample Info: 11421110-52,31,10,,c
Purge Volume: 10.0
Column phase:

Instrument: Voa105.i
Operator: PD
Column diameter: 0.18

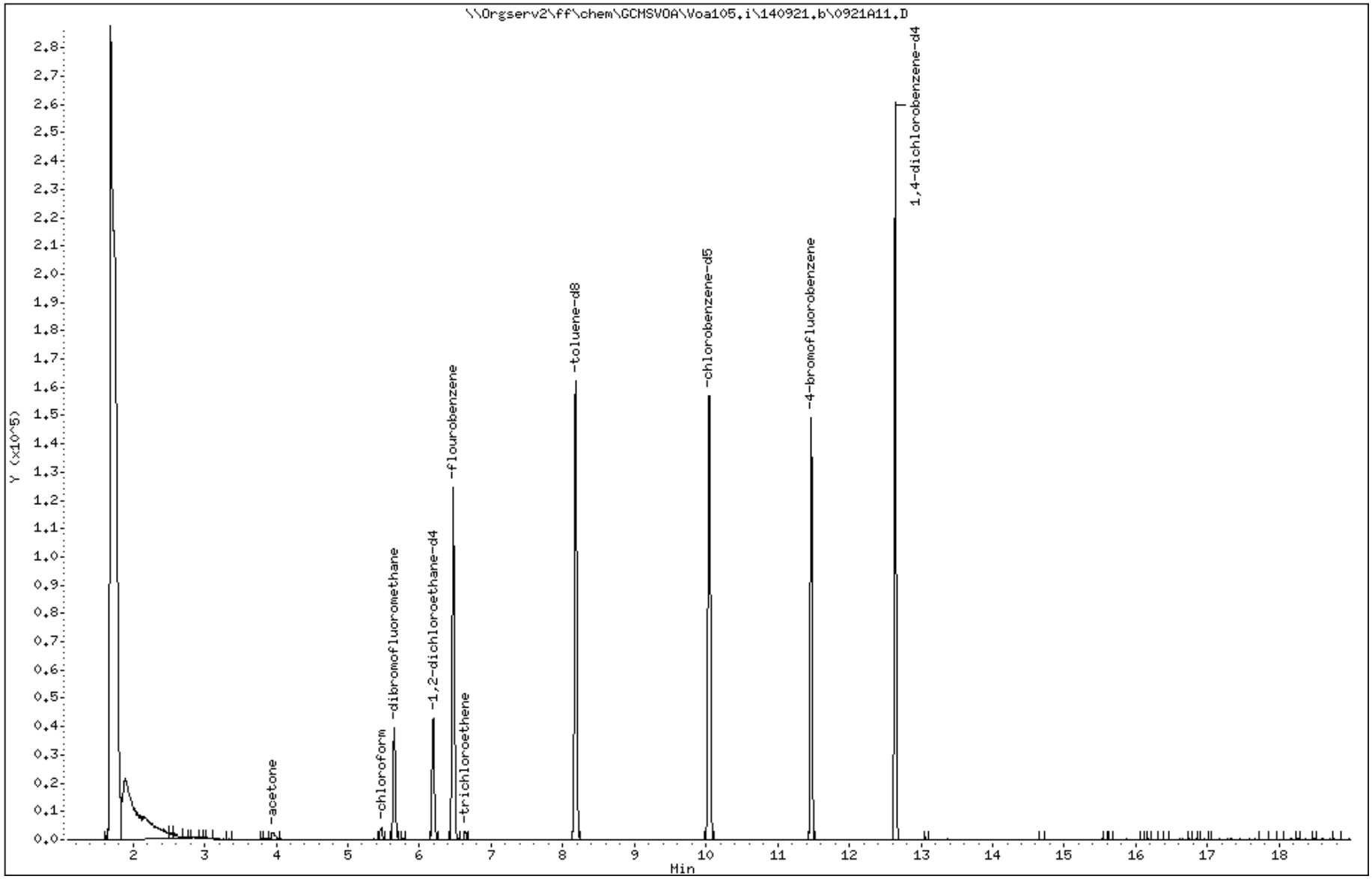

Data File: \\Orgserv2\ff\chem\GCMSVOA\Voa105.i\140921.b\0921A11.D

Date : 21-SEP-2014 18:16

Client ID:

Instrument: Voa105.i

Sample Info: l1421110-52,31,10,,c

Purge Volume: 10.0

Operator: PD

Column phase:

Column diameter: 0.18

13 acetone

Concentration: 111.871 ngs

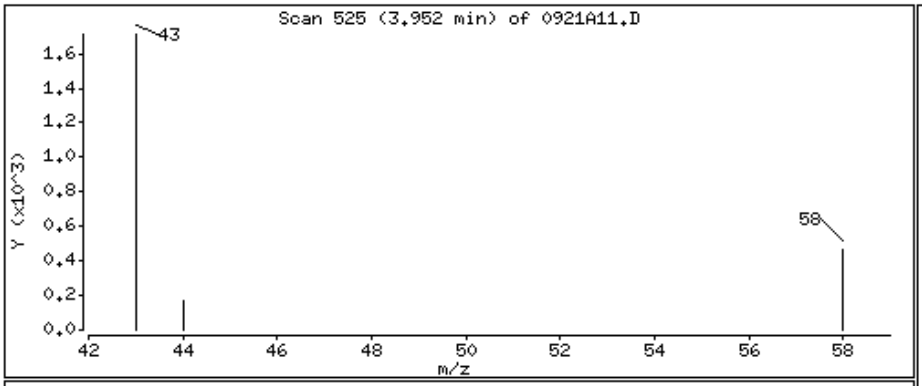

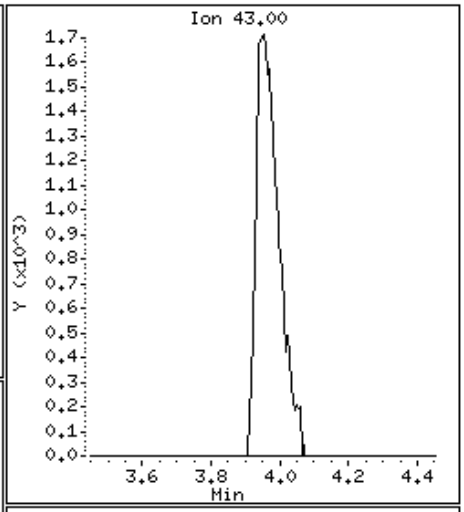

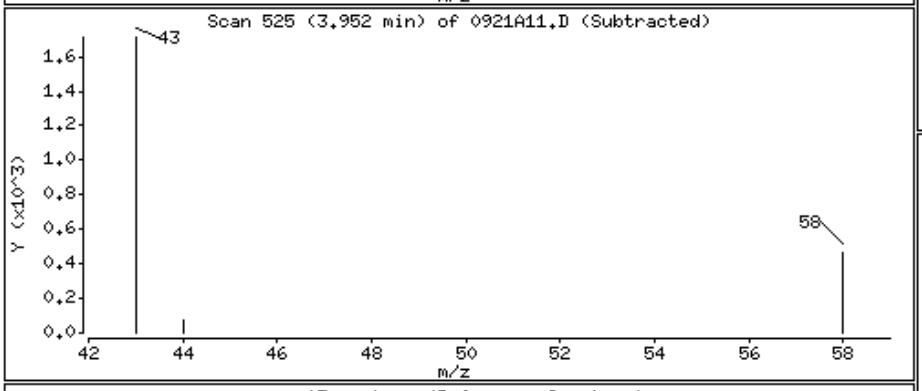

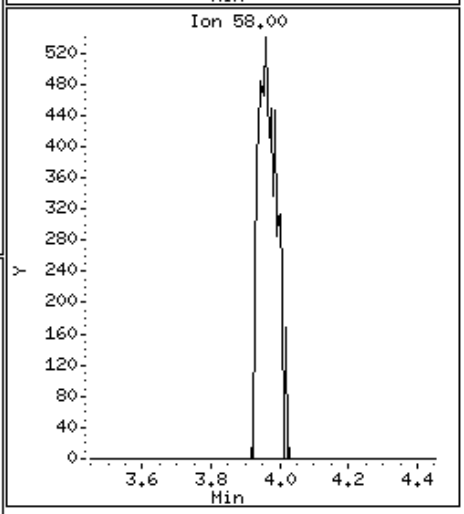

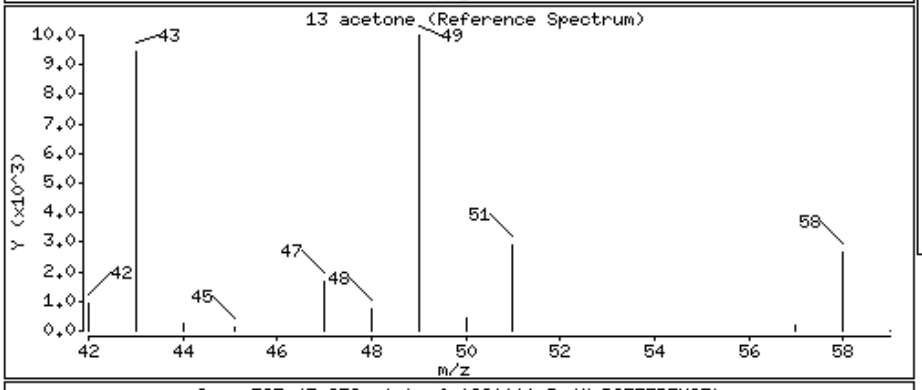

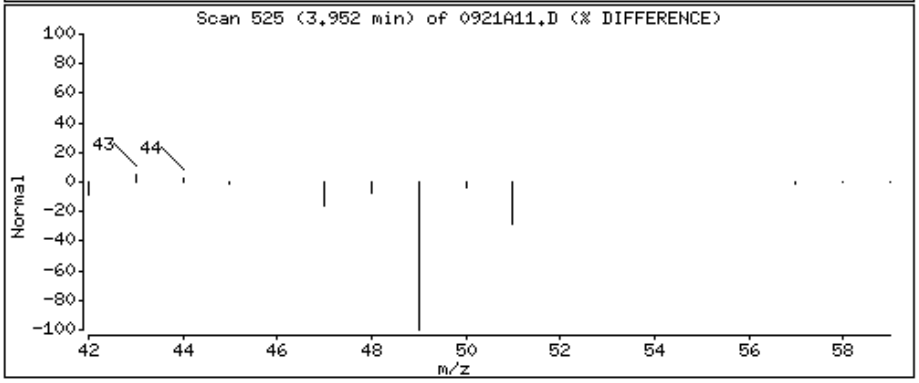

Data File: \\Orgserv2\ff\chem\GCMSVOA\Voa105.i\140921.b\0921A11.D

Date : 21-SEP-2014 18:16

Client ID:

Instrument: Voa105.i

Sample Info: l1421110-52,31,10,,c

Purge Volume: 10.0

Operator: PD

Column phase:

Column diameter: 0.18

28 chloroform

Concentration: 8.840 ngs

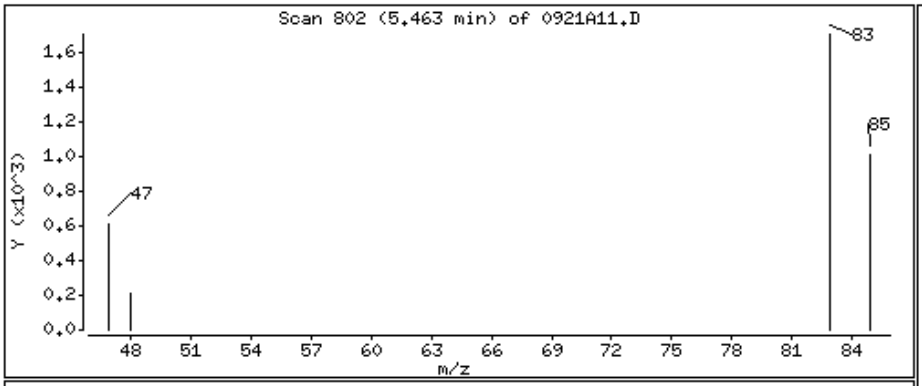

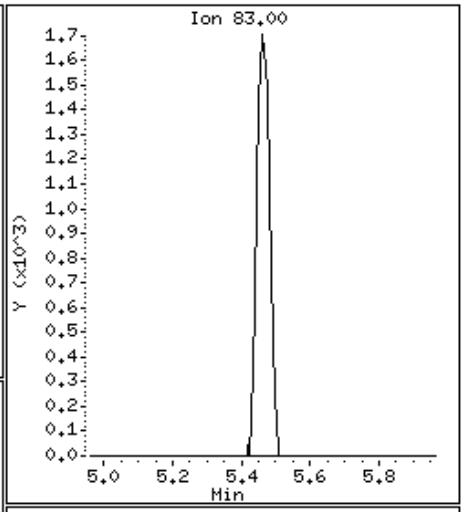

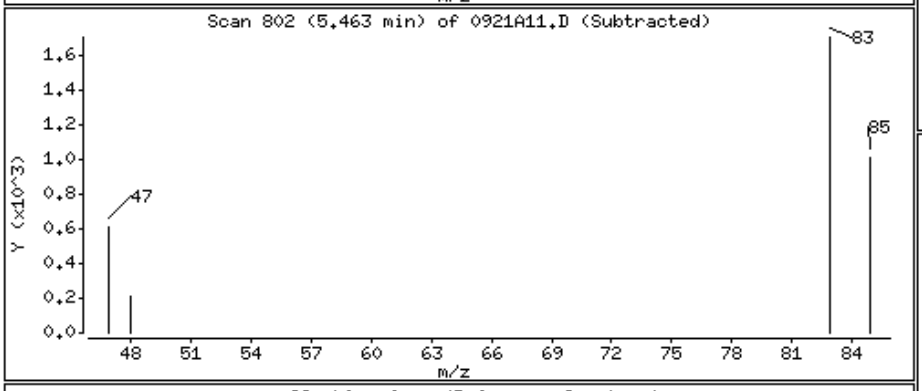

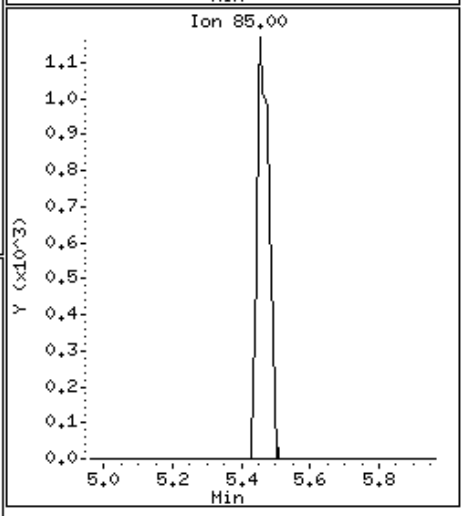

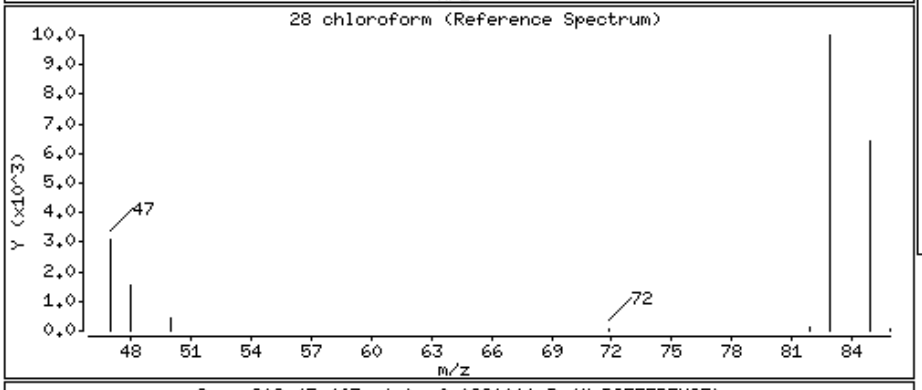

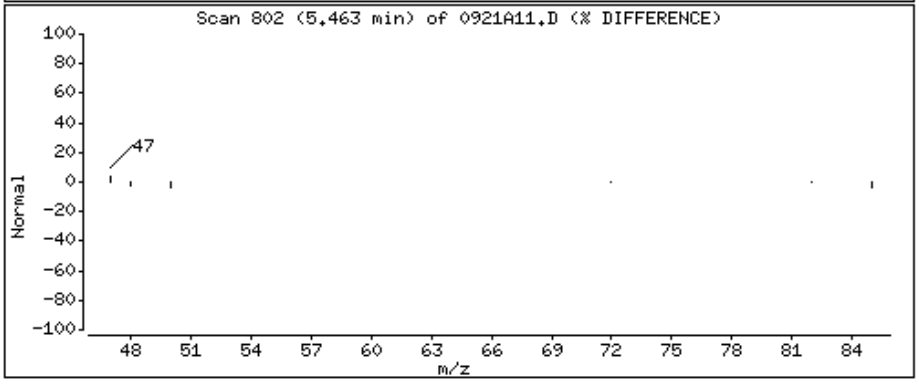

Data File: \\Orgserv2\ff\chem\GCMSVOA\Voa105.i\140921.b\0921A11.D

Date : 21-SEP-2014 18:16

Client ID:

Instrument: Voa105.i

Sample Info: l1421110-52,31,10,,c

Purge Volume: 10.0

Operator: PD

Column phase:

Column diameter: 0.18

43 trichloroethene

Concentration: 3.478 ngs

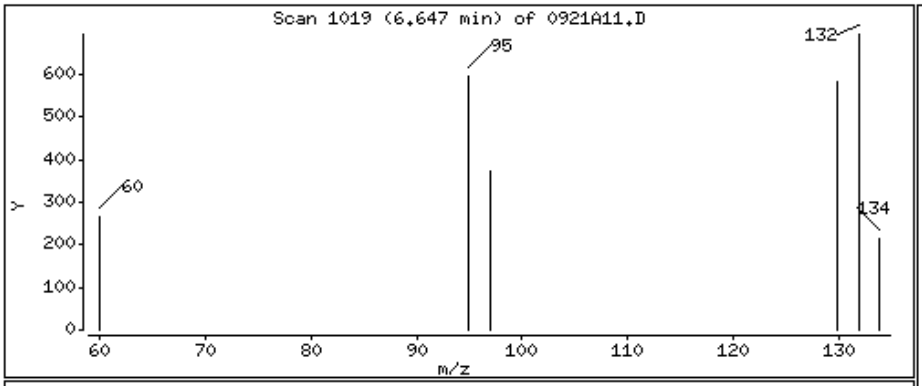

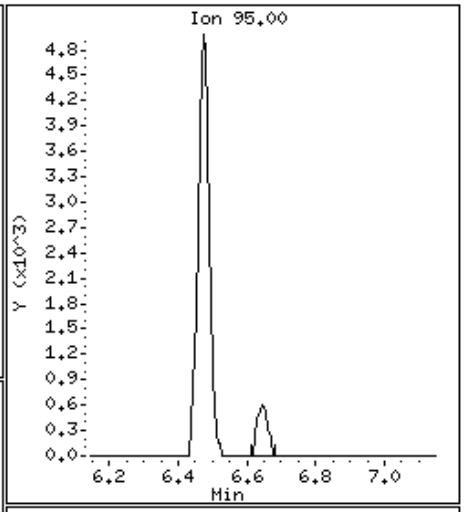

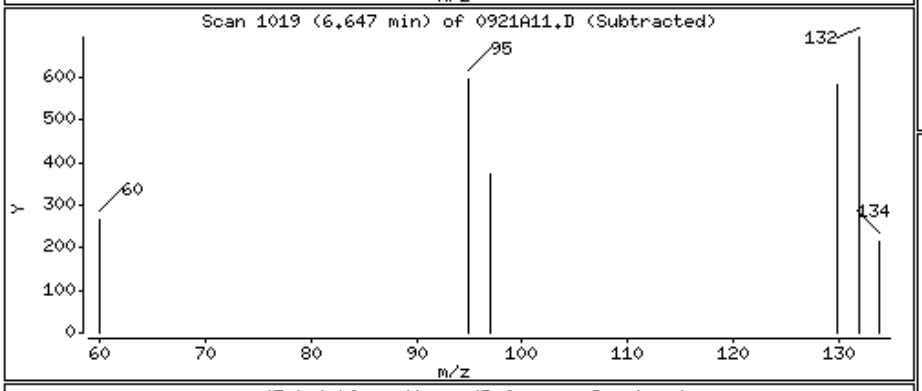

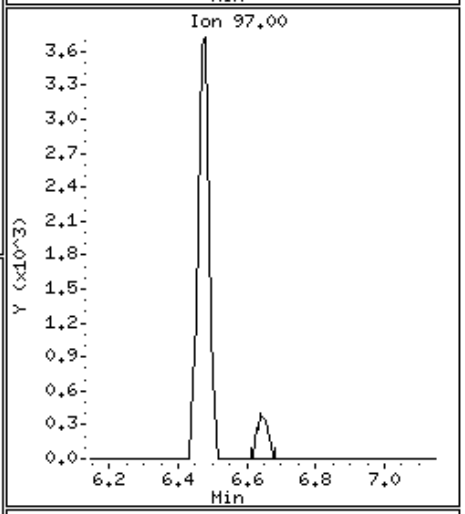

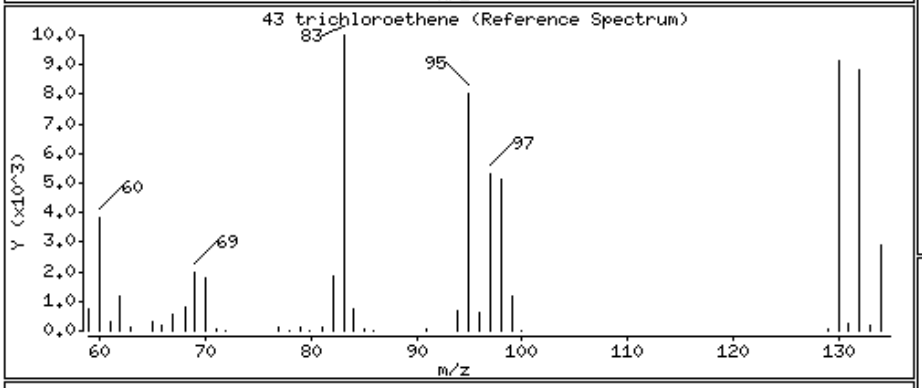

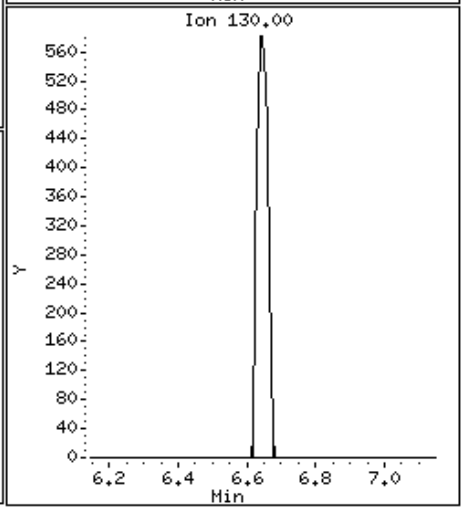

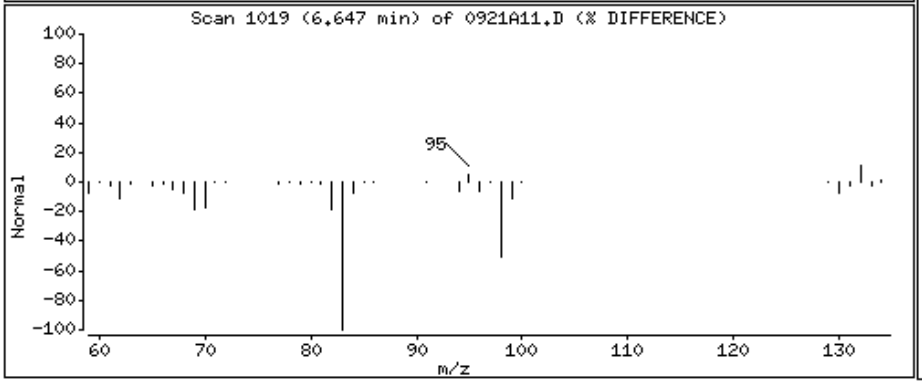

Alpha Analytical Labs

Manual Integration

Sample Info	: l1421110-52,31,10,,c wg723949,ical10058		
Instrument ID	: Voa105.i		
Method	: liq8260B.m		
File	: 0921A11.D		
Injection Date	: 21-SEP-2014 18:16		
Quantitation	: ISTD	Integrator :	HP RTE
Dilution Factor	: 1.00	Sample Type:	SAMPLE

This File has no version history.

//Orgserv2/ff/chem/GCMSVOA/Voa105.i/140921.b/original/0921A11.D

Alpha Analytical Labs

gc/ms voa - VOA105

Data file : \\Orgserv2\ff\chem\GCMSVOA\Voa105.i\140921.b\0921A12.D
Lab Smp Id:
Inj Date : 21-SEP-2014 18:44
Operator : PD Inst ID: Voa105.i
Smp Info : l1421110-53,31,10,,c
Misc Info : wg723949,ical10058
Comment :
Method : \\Orgserv2\ff\chem\GCMSVOA\Voa105.i\140921.b\liq8260B.m
Meth Date : 22-Sep-2014 09:13 pduczmalew Quant Type: ISTD
Cal Date : 04-SEP-2014 00:38 Cal File: 0903A13.D
Als bottle: 12
Dil Factor: 1.00000
Integrator: HP RTE Compound Sublist: NJTCL.sub
Target Version: 4.12
Processing Host: VIRTUALXP-76524

Concentration Formula: Amt * DF * CpndVariable
Cpnd Variable Local Compound Variable

	Compounds	QUANT SIG MASS	RT	EXP RT	REL RT	RESPONSE	CONCENTRATIONS ON-COLUMN (ngs)	FINAL (ngs)	REVIEW CODE
	1 dichlorodifluoromethane	85	Compound Not Detected.						
	2 chloromethane	50	Compound Not Detected.						
	3 vinyl chloride	62	2.161	2.161	(0.334)	5923	13.2668	13.266	
	4 bromomethane	94	Compound Not Detected.						
	5 chloroethane	64	Compound Not Detected.						
	6 trichlorofluoromethane	101	Compound Not Detected.						
	8 1,1,-dichloroethene	96	Compound Not Detected.						
	9 carbon disulfide	76	Compound Not Detected.						
	10 freon-113	101	Compound Not Detected.						
	11 methylene chloride	84	Compound Not Detected.						
	13 acetone	43	3.951	3.951	(0.611)	6674	102.978	102.978	
	14 trans-1,2-dichloroethene	96	Compound Not Detected.						
	15 Methyl Acetate	43	Compound Not Detected.						
	16 methyl tert butyl ether	73	Compound Not Detected.						
	19 1,1-dichloroethane	63	Compound Not Detected.						
	24 cis-1,2-dichloroethene	96	5.195	5.201	(0.803)	4430	12.9737	12.973	
	27 bromochloromethane	128	Compound Not Detected.						
	26 Cyclohexane	56	Compound Not Detected.						
	28 chloroform	83	Compound Not Detected.						
	30 carbontetrachloride	117	Compound Not Detected.						
$	32 dibromofluoromethane	113	5.648	5.648	(0.873)	29420	104.748	104.748	
	33 1,1,1-trichloroethane	97	Compound Not Detected.						
	34 2-butanone	43	Compound Not Detected.						
	36 benzene	78	Compound Not Detected.						
$	38 1,2-dichloroethane-d4	65	6.188	6.188	(0.956)	31382	116.930	116.930	
	39 1,2-dichloroethane	62	Compound Not Detected.						
*	41 flourobenzene	96	6.472	6.472	(1.000)	124847	100.000		
	42 methyl cyclohexane	83	Compound Not Detected.						

	Compounds	QUANT SIG MASS	RT	EXP RT	REL RT	RESPONSE	CONCENTRATIONS ON-COLUMN (ngs)	CONCENTRATIONS FINAL (ngs)	REVIEW CODE
	43 trichloroethene	95	6.641	6.646	(1.026)	6731	20.9766	20.976	
	46 1,2-dichloropropane	63	Compound Not Detected.						
	47 bromodichloromethane	83	Compound Not Detected.						
	49 1,4-Dioxane	88	Compound Not Detected.						
	52 cis-1,3-dichloropropene	75	Compound Not Detected.						
$	53 toluene-d8	98	8.180	8.180	(0.814)	123083	104.140	104.139	
	54 toluene	92	Compound Not Detected.						
	56 4-methyl-2-pentanone	58	Compound Not Detected.						
	55 tetrachloroethene	166	Compound Not Detected.						
	57 trans-1,3-dichloropropene	75	Compound Not Detected.						
	60 1,1,2-trichloroethane	83	Compound Not Detected.						
	61 chlorodibromomethane	129	Compound Not Detected.						
	64 1,2-dibromoethane	107	Compound Not Detected.						
	65 2-hexanone	43	Compound Not Detected.						
*	66 chlorobenzene-d5	117	10.046	10.046	(1.000)	106722	100.000		
	67 chlorobenzene	112	Compound Not Detected.						
	68 ethyl benzene	91	Compound Not Detected.						
	70 p/m xylene	106	Compound Not Detected.						
	71 o xylene	106	Compound Not Detected.						
	72 styrene	104	Compound Not Detected.						
	73 bromoform	173	Compound Not Detected.						
	74 isopropylbenzene	105	Compound Not Detected.						
$	75 4-bromofluorobenzene	95	11.470	11.470	(0.907)	54759	83.1136	83.113	
	79 1,1,2,2,-tetrachloroethane	83	Compound Not Detected.						
	92 1,3-dichlorobenzene	146	Compound Not Detected.						
*	93 1,4-dichlorobenzene-d4	152	12.643	12.643	(1.000)	63550	100.000		
	94 1,4-dichlorobenzene	146	Compound Not Detected.						
	97 1,2-dichlorobenzene	146	Compound Not Detected.						
	99 1,2-dibromo-3-chloropropane	75	Compound Not Detected.						
	102 1,2,4-trichlorobenzene	180	Compound Not Detected.						
	104 1,2,3-trichlorobenzene	180	Compound Not Detected.						

Alpha Analytical Labs

gc/ms voa - VOA105

Data file : \\Orgserv2\ff\chem\GCMSVOA\Voa105.i\140921.b\0921A12.D
Lab Smp Id:
Inj Date : 21-SEP-2014 18:44
Operator : PD Inst ID: Voa105.i
Smp Info : l1421110-53,31,10,,c
Misc Info : wg723949,ical10058
Comment :
Method : \\Orgserv2\ff\chem\GCMSVOA\Voa105.i\140921.b\liq8260B.m
Meth Date : 22-Sep-2014 09:13 pduczmalew Quant Type: ISTD
Cal Date : 04-SEP-2014 00:38 Cal File: 0903A13.D
Als bottle: 12
Dil Factor: 1.00000
Integrator: HP RTE Compound Sublist: NJTCL.sub
Target Version: 4.12
Processing Host: VIRTUALXP-76524

- NO TENTATIVELY IDENTIFIED COMPOUNDS -

Alpha Analytical Labs

INTERNAL STANDARD COMPOUNDS
AREA AND RT SUMMARY

Instrument ID: Voa105.i
Lab File ID: 0921A12.D
Lab Smp Id:
Analysis Type: VOA
Quant Type: ISTD
Operator: PD
Method File: \\Orgserv2\ff\chem\GCMSVOA\Voa105.i\140921.b\liq8260B.m
Misc Info: wg723949,ical10058

Calibration Date: 21-SEP-2014
Calibration Time: 14:05
Level: LOW
Sample Type: WATER

Test Mode:
Use Last Continuing Calibrator.
If Continuing Cal. use Initial Cal. Level 3

COMPOUND	STANDARD	AREA LIMIT LOWER	AREA LIMIT UPPER	SAMPLE	%DIFF
41 flourobenzene	176293	88147	352586	124847	-29.18
66 chlorobenzene-d5	159995	79998	319990	106722	-33.30
93 1,4-dichlorobenze	105628	52814	211256	63550	-39.84

COMPOUND	STANDARD	RT LIMIT LOWER	RT LIMIT UPPER	SAMPLE	%DIFF
41 flourobenzene	6.47	5.97	6.97	6.47	-0.00
66 chlorobenzene-d5	10.05	9.55	10.55	10.05	-0.00
93 1,4-dichlorobenze	12.64	12.14	13.14	12.64	-0.00

AREA UPPER LIMIT = +100% of internal standard area.
AREA LOWER LIMIT = - 50% of internal standard area.
RT UPPER LIMIT = + 0.50 minutes of internal standard RT.
RT LOWER LIMIT = - 0.50 minutes of internal standard RT.

Alpha Analytical Labs

RECOVERY REPORT

Client Name: Client SDG: SDGa00307
Sample Matrix: LIQUID Fraction: VOA
Lab Smp Id:
Level: LOW Operator: PD
Data Type: MS DATA SampleType: SAMPLE
SpikeList File: curveall.spk Quant Type: ISTD
Sublist File: NJTCL.sub
Method File: \\Orgserv2\ff\chem\GCMSVOA\Voa105.i\140921.b\liq8260B.m
Misc Info: wg723949,ical10058

SURROGATE COMPOUND	AMOUNT ADDED ngs	AMOUNT RECOVERED ngs	% RECOVERED	LIMITS
$ 32 dibromofluorometha	100.000	104.748	104.75	70-130
$ 38 1,2-dichloroethane	100.000	116.930	116.93	70-130
$ 53 toluene-d8	100.000	104.139	104.14	70-130
$ 75 4-bromofluorobenze	100.000	83.113	83.11	70-130

Data File: \\Orgserv2\ff\chem\GCMSVOA\Voa105.i\140921.b\0921A12.D
Date : 21-SEP-2014 18:44
Client ID:
Instrument: Voa105.i
Sample Info: 11421110-53,31,10,,c
Purge Volume: 10.0
Operator: PD
Column phase:
Column diameter: 0.18

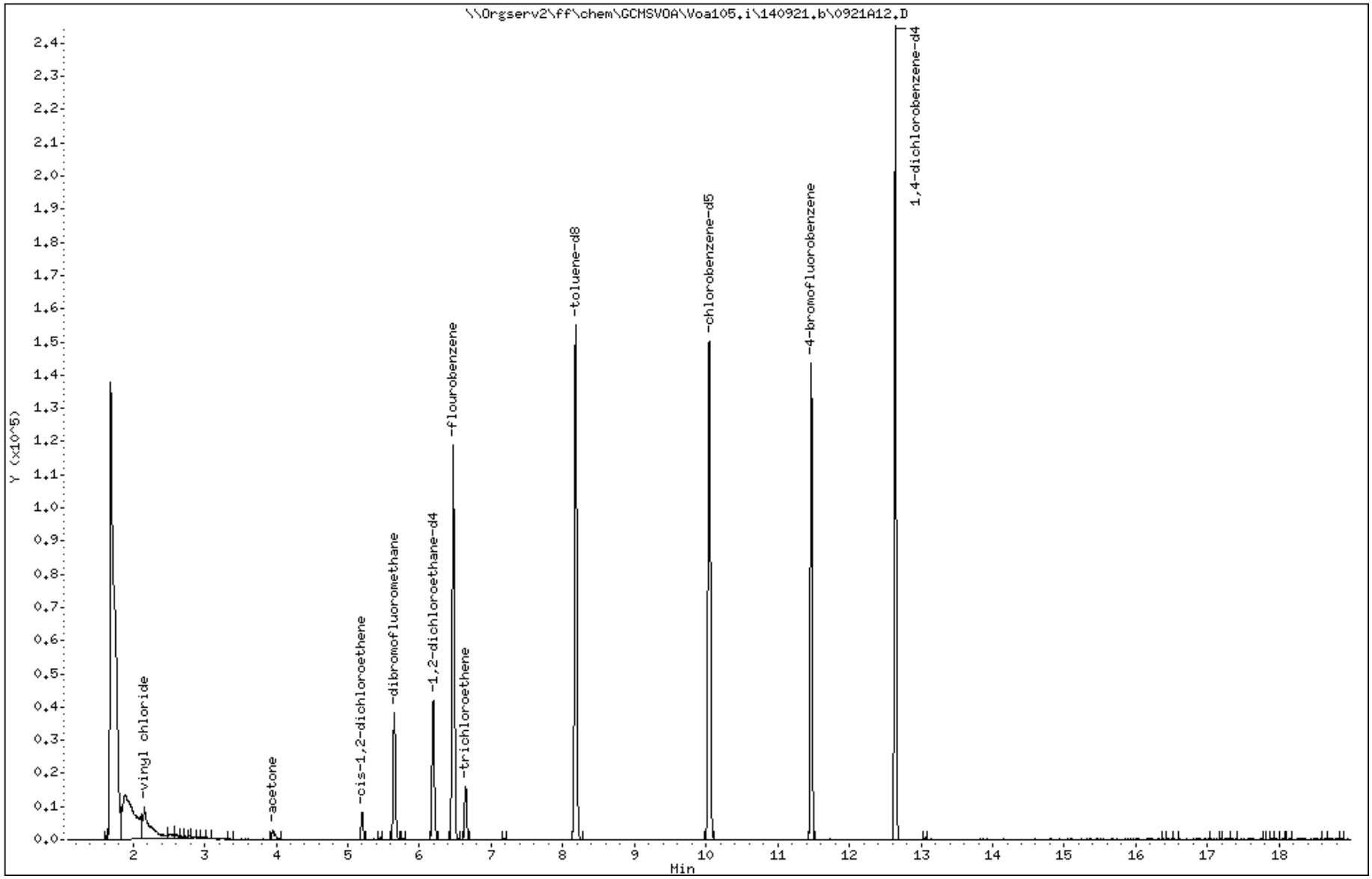

Data File: \\Orgserv2\ff\chem\GCMSVOA\Voa105.i\140921.b\0921A12.D

Date : 21-SEP-2014 18:44

Client ID:

Instrument: Voa105.i

Sample Info: l1421110-53,31,10,,c

Purge Volume: 10.0

Operator: PD

Column phase:

Column diameter: 0.18

3 vinyl chloride

Concentration: 13.266 ngs

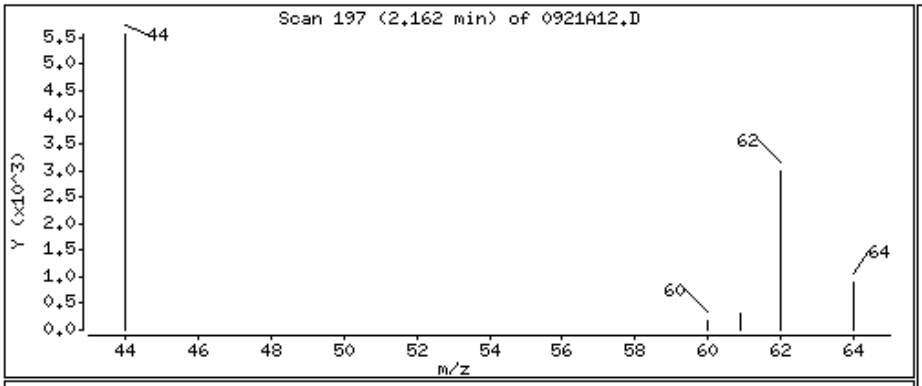

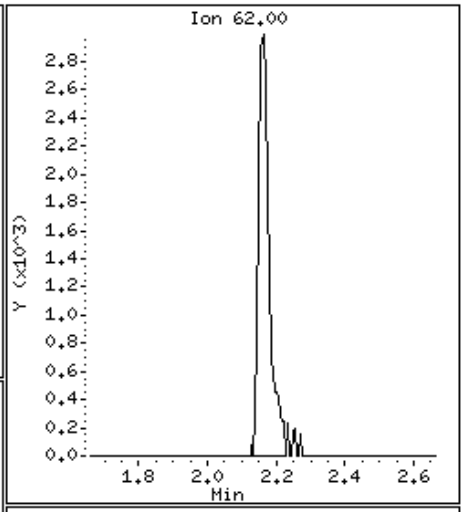

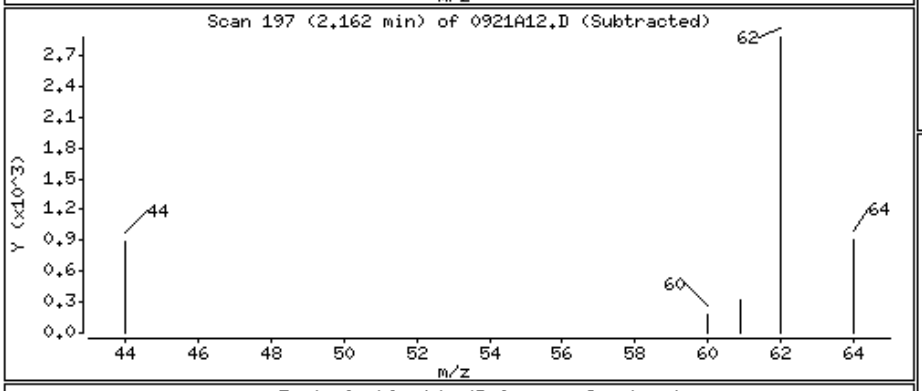

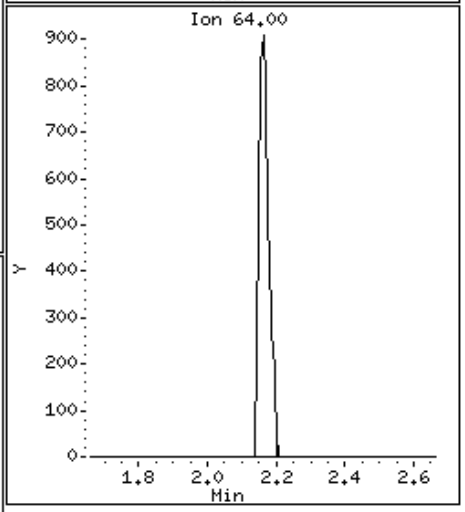

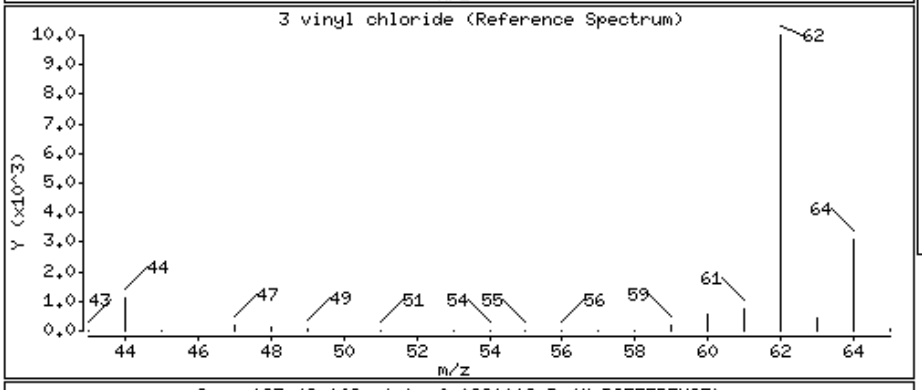

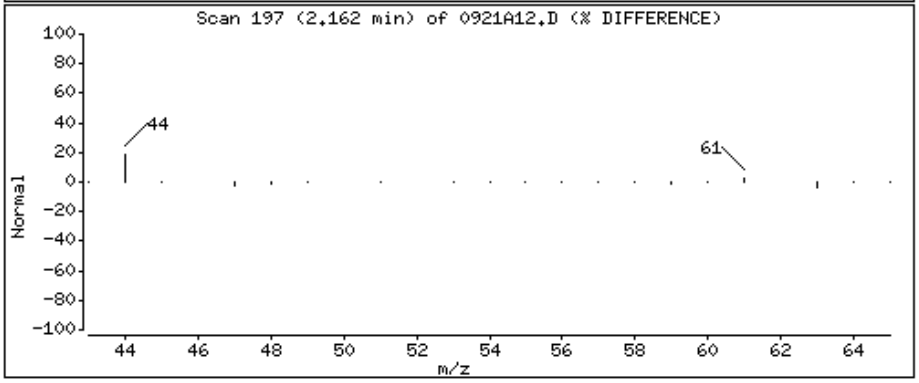

Data File: \\Orgserv2\ff\chem\GCMSVOA\Voa105.i\140921.b\0921A12.D

Date : 21-SEP-2014 18:44

Client ID:

Instrument: Voa105.i

Sample Info: l1421110-53,31,10,,c

Purge Volume: 10.0

Operator: PD

Column phase:

Column diameter: 0.18

13 acetone

Concentration: 102.978 ngs

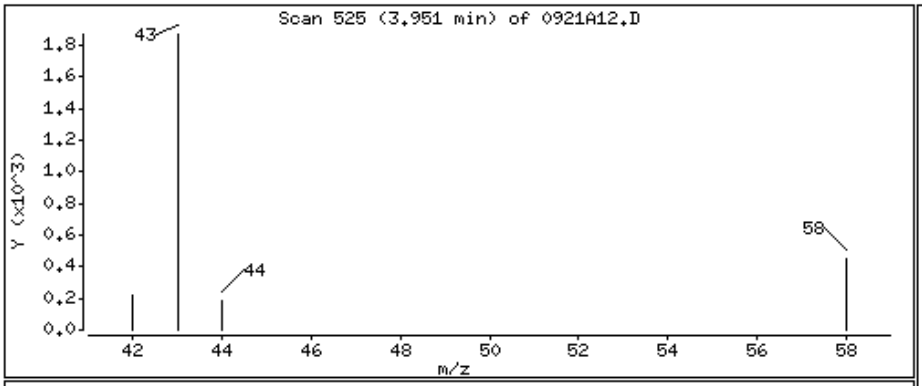

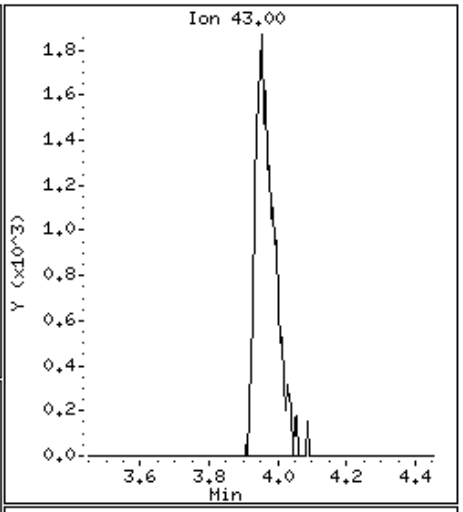

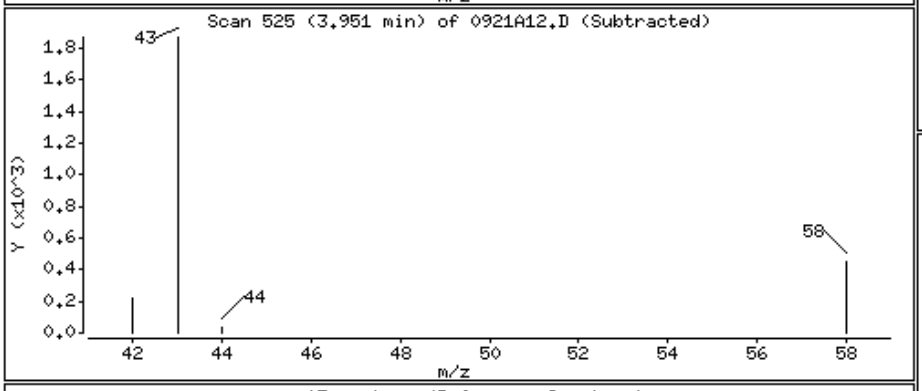

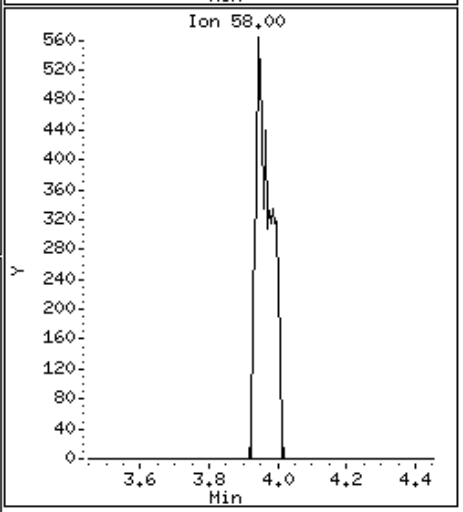

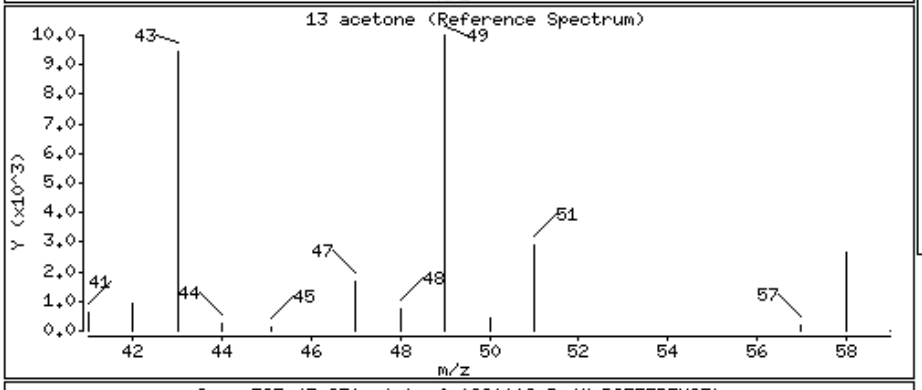

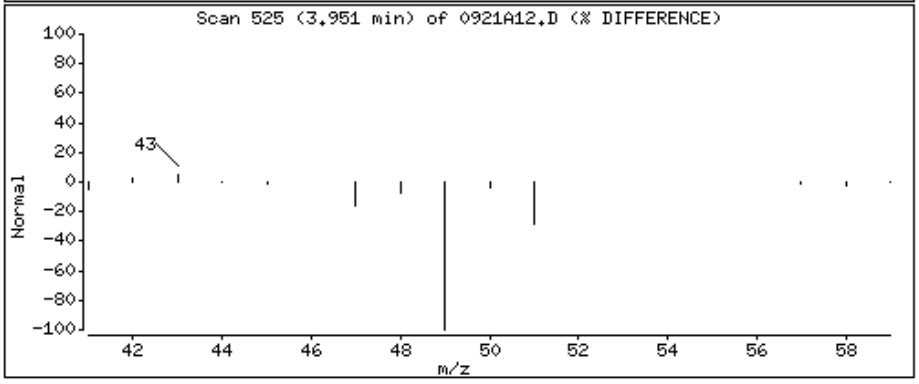

Data File: \\Orgserv2\ff\chem\GCMSVOA\Voa105.i\140921.b\0921A12.D

Date : 21-SEP-2014 18:44

Client ID:

Instrument: Voa105.i

Sample Info: l1421110-53,31,10,,c

Purge Volume: 10.0

Operator: PD

Column phase:

Column diameter: 0.18

24 cis-1,2-dichloroethene

Concentration: 12.973 ngs

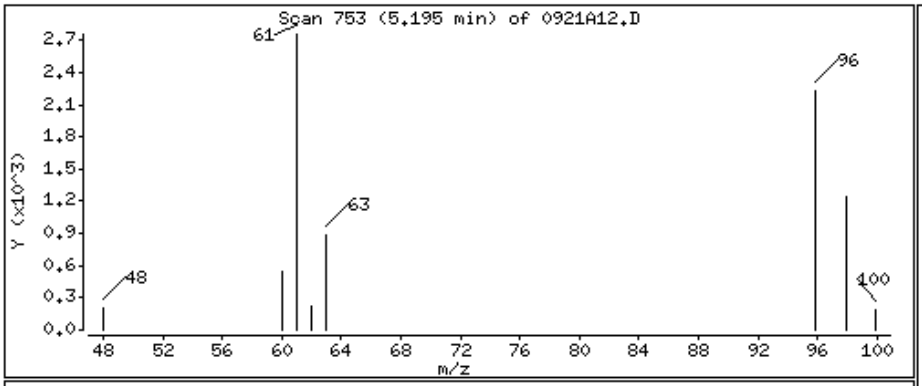

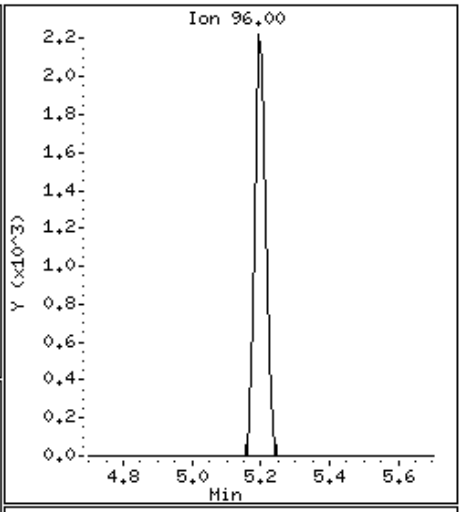

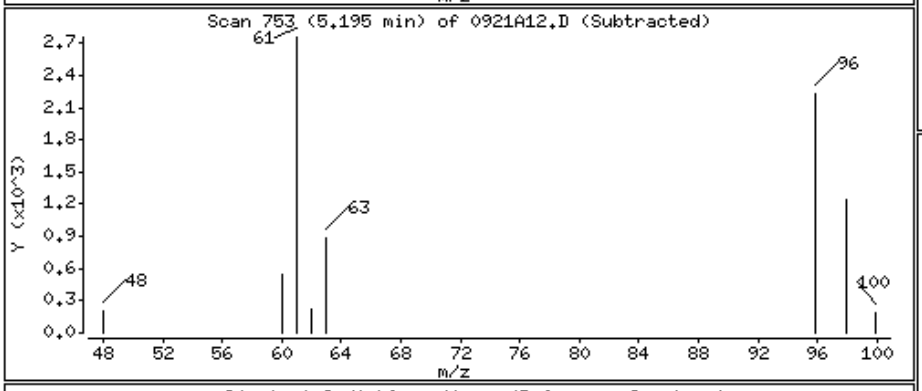

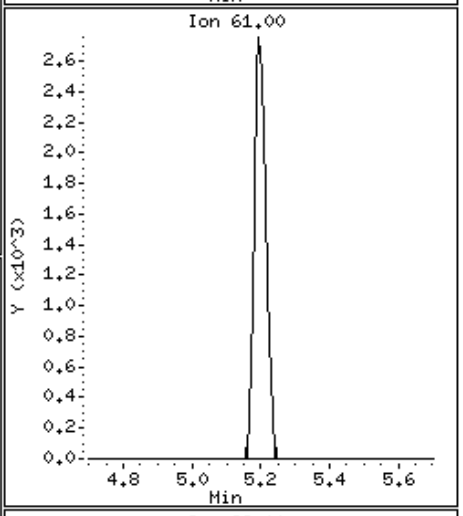

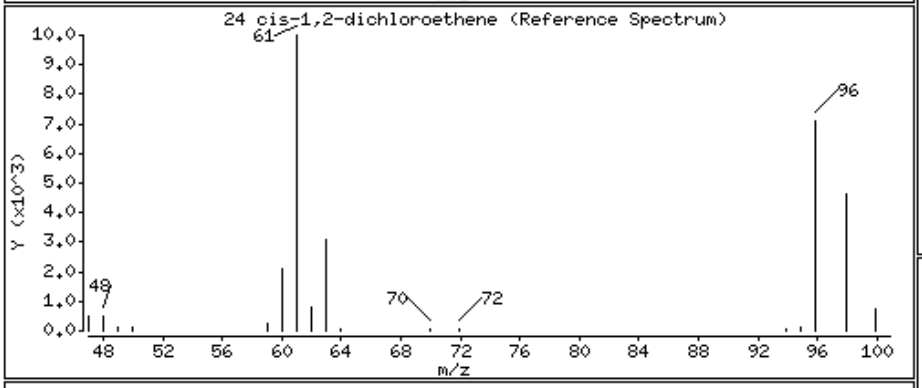

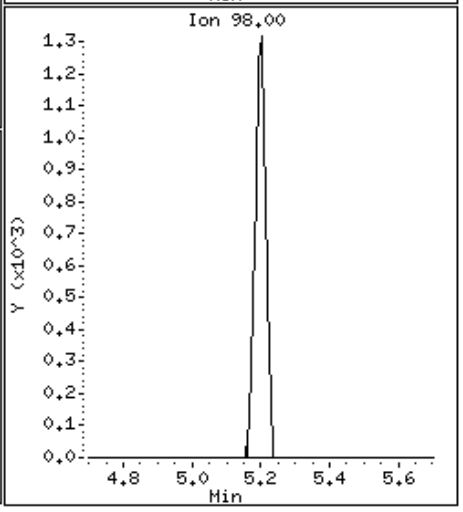

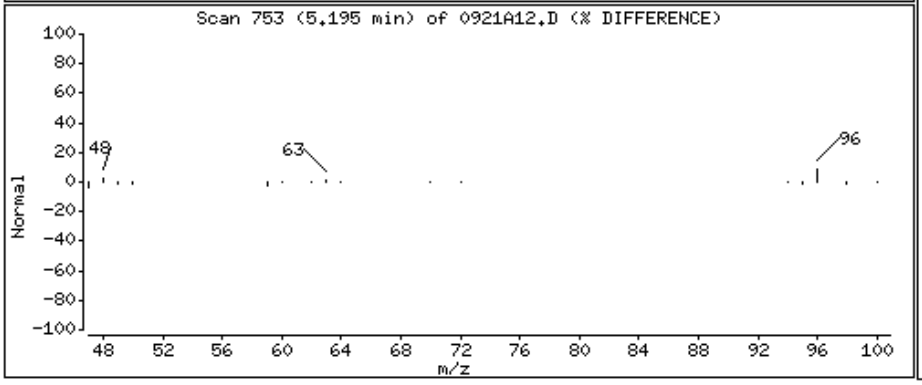

Data File: \\Orgserv2\ff\chem\GCMSVOA\Voa105.i\140921.b\0921A12.D

Date : 21-SEP-2014 18:44

Client ID:

Instrument: Voa105.i

Sample Info: l1421110-53,31,10,,c

Purge Volume: 10.0

Operator: PD

Column phase:

Column diameter: 0.18

43 trichloroethene

Concentration: 20.976 ngs

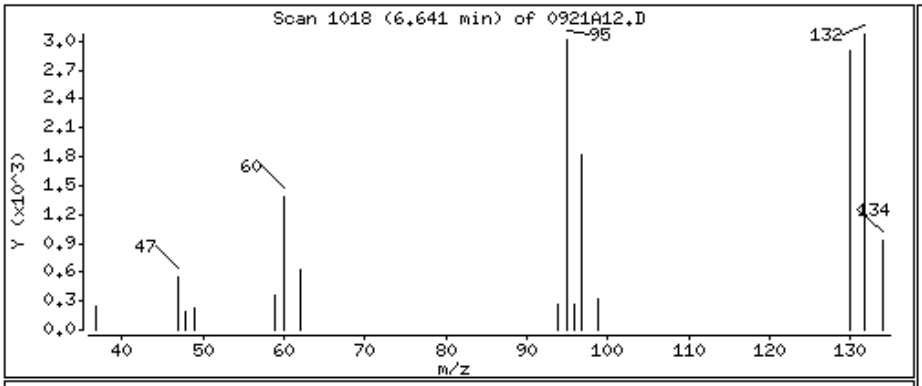

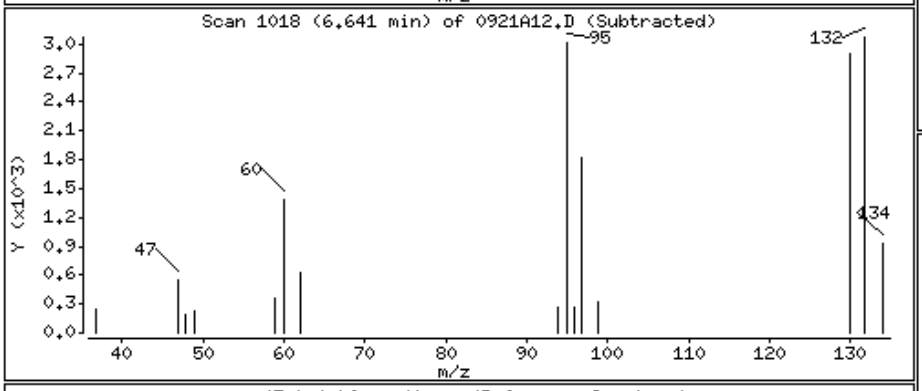

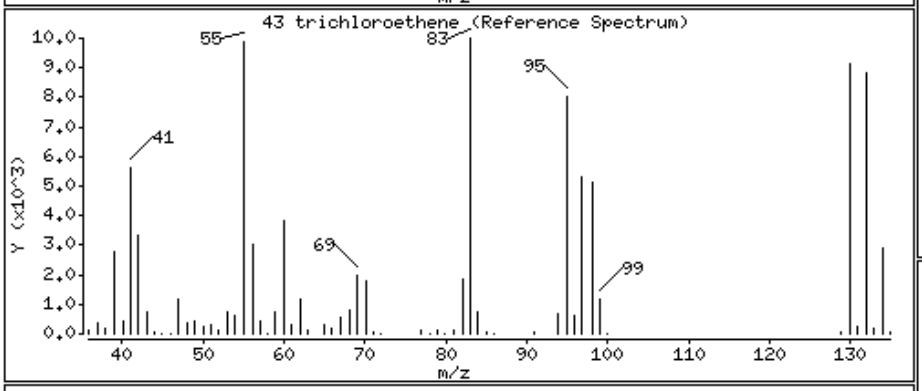

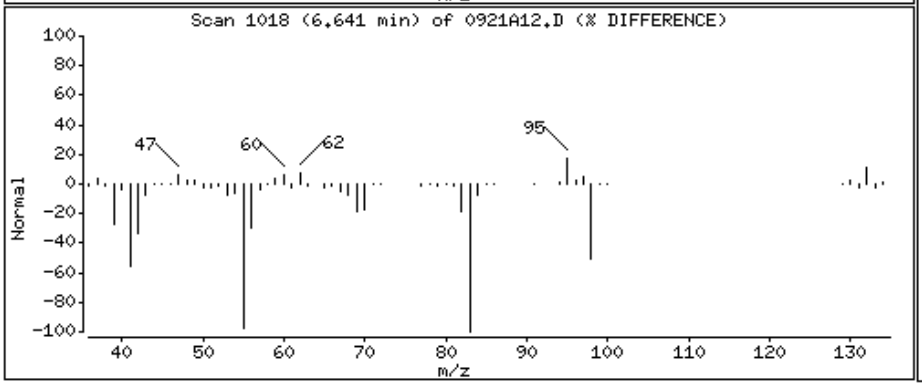

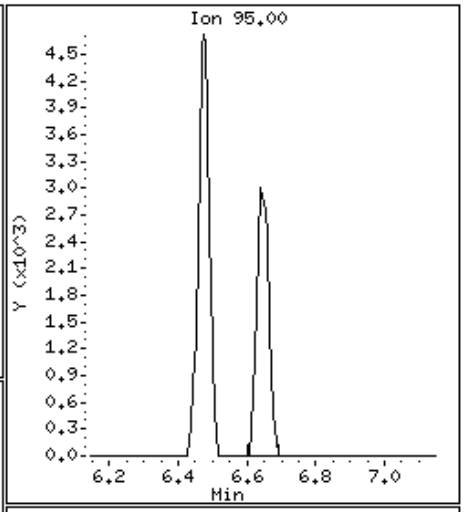

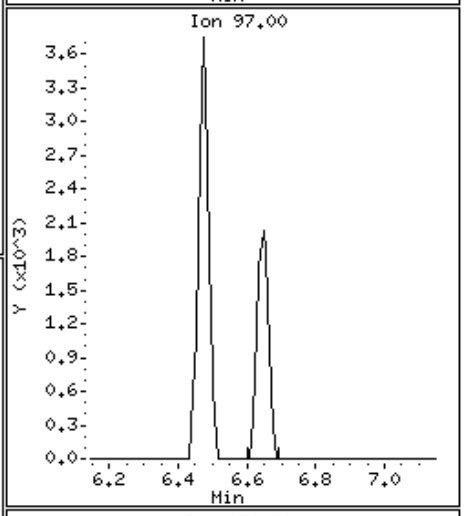

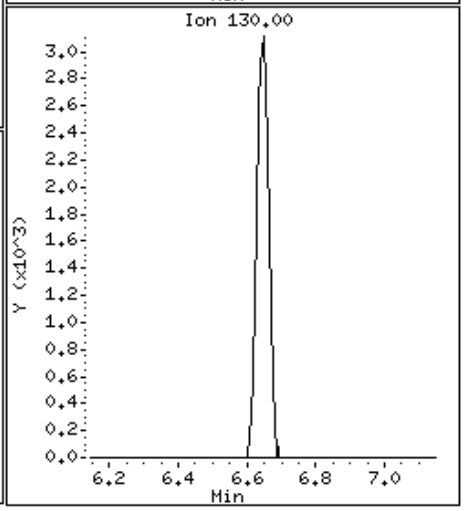

Alpha Analytical Labs

Manual Integration

Sample Info	: l1421110-53,31,10,,c wg723949,ical10058		
Instrument ID	: Voa105.i		
Method	: liq8260B.m		
File	: 0921A12.D		
Injection Date	: 21-SEP-2014 18:44		
Quantitation	: ISTD	Integrator :	HP RTE
Dilution Factor	: 1.00	Sample Type:	SAMPLE

This File has no version history.

//Orgserv2/ff/chem/GCMSVOA/Voa105.i/140921.b/original/0921A12.D

Alpha Analytical Labs

gc/ms voa - VOA105

Data file : \\Orgserv2\ff\chem\GCMSVOA\Voa105.i\140921.b\0921A13.D
Lab Smp Id:
Inj Date : 21-SEP-2014 19:12
Operator : PD Inst ID: Voa105.i
Smp Info : l1421110-54,31,10,,c
Misc Info : wg723949,ical10058
Comment :
Method : \\Orgserv2\ff\chem\GCMSVOA\Voa105.i\140921.b\liq8260B.m
Meth Date : 22-Sep-2014 09:13 pduczmalew Quant Type: ISTD
Cal Date : 04-SEP-2014 00:38 Cal File: 0903A13.D
Als bottle: 13
Dil Factor: 1.00000
Integrator: HP RTE Compound Sublist: NJTCL.sub
Target Version: 4.12
Processing Host: VIRTUALXP-76524

Concentration Formula: Amt * DF * CpndVariable
Cpnd Variable Local Compound Variable

	Compounds	QUANT SIG MASS	RT	EXP RT	REL RT	RESPONSE	CONCENTRATIONS ON-COLUMN (ngs)	FINAL (ngs)	REVIEW CODE
1	dichlorodifluoromethane	85	Compound Not Detected.						
2	chloromethane	50	Compound Not Detected.						
3	vinyl chloride	62	Compound Not Detected.						
4	bromomethane	94	Compound Not Detected.						
5	chloroethane	64	Compound Not Detected.						
6	trichlorofluoromethane	101	Compound Not Detected.						
8	1,1,-dichloroethene	96	Compound Not Detected.						
9	carbon disulfide	76	Compound Not Detected.						
10	freon-113	101	Compound Not Detected.						
11	methylene chloride	84	Compound Not Detected.						
13	acetone	43	3.951	3.951	(0.611)	7602	126.719	126.719	
14	trans-1,2-dichloroethene	96	Compound Not Detected.						
15	Methyl Acetate	43	Compound Not Detected.						
16	methyl tert butyl ether	73	Compound Not Detected.						
19	1,1-dichloroethane	63	4.666	4.671	(0.721)	8486	15.6447	15.644	
24	cis-1,2-dichloroethene	96	5.195	5.201	(0.803)	23807	75.3217	75.321	
27	bromochloromethane	128	Compound Not Detected.						
26	Cyclohexane	56	Compound Not Detected.						
28	chloroform	83	5.462	5.462	(0.844)	13515	32.7962	32.796	
30	carbontetrachloride	117	Compound Not Detected.						
$ 32	dibromofluoromethane	113	5.648	5.648	(0.873)	26650	102.508	102.507	
33	1,1,1-trichloroethane	97	Compound Not Detected.						
34	2-butanone	43	Compound Not Detected.						
36	benzene	78	Compound Not Detected.						
$ 38	1,2-dichloroethane-d4	65	6.193	6.188	(0.957)	29366	118.208	118.207	
39	1,2-dichloroethane	62	Compound Not Detected.						
* 41	flourobenzene	96	6.472	6.472	(1.000)	115564	100.000		
42	methyl cyclohexane	83	Compound Not Detected.						

	Compounds	QUANT SIG MASS	RT	EXP RT	REL RT	RESPONSE	CONCENTRATIONS ON-COLUMN (ngs)	CONCENTRATIONS FINAL (ngs)	REVIEW CODE
	43 trichloroethene	95	6.646	6.646	(1.027)	7040	23.7019	23.701	
	46 1,2-dichloropropane	63	Compound Not Detected.						
	47 bromodichloromethane	83	Compound Not Detected.						
	49 1,4-Dioxane	88	Compound Not Detected.						
	52 cis-1,3-dichloropropene	75	Compound Not Detected.						
$	53 toluene-d8	98	8.180	8.180	(0.814)	113888	105.390	105.389	
	54 toluene	92	Compound Not Detected.						
	56 4-methyl-2-pentanone	58	Compound Not Detected.						
	55 tetrachloroethene	166	8.676	8.682	(0.864)	2022	6.79660	6.796	
	57 trans-1,3-dichloropropene	75	Compound Not Detected.						
	60 1,1,2-trichloroethane	83	Compound Not Detected.						
	61 chlorodibromomethane	129	Compound Not Detected.						
	64 1,2-dibromoethane	107	Compound Not Detected.						
	65 2-hexanone	43	Compound Not Detected.						
*	66 chlorobenzene-d5	117	10.046	10.046	(1.000)	97578	100.000		
	67 chlorobenzene	112	Compound Not Detected.						
	68 ethyl benzene	91	Compound Not Detected.						
	70 p/m xylene	106	Compound Not Detected.						
	71 o xylene	106	Compound Not Detected.						
	72 styrene	104	Compound Not Detected.						
	73 bromoform	173	Compound Not Detected.						
	74 isopropylbenzene	105	Compound Not Detected.						
$	75 4-bromofluorobenzene	95	11.470	11.470	(0.907)	50191	82.3399	82.339	
	79 1,1,2,2,-tetrachloroethane	83	Compound Not Detected.						
	92 1,3-dichlorobenzene	146	Compound Not Detected.						
*	93 1,4-dichlorobenzene-d4	152	12.643	12.643	(1.000)	58796	100.000		
	94 1,4-dichlorobenzene	146	Compound Not Detected.						
	97 1,2-dichlorobenzene	146	Compound Not Detected.						
	99 1,2-dibromo-3-chloropropane	75	Compound Not Detected.						
	102 1,2,4-trichlorobenzene	180	Compound Not Detected.						
	104 1,2,3-trichlorobenzene	180	Compound Not Detected.						

Alpha Analytical Labs

gc/ms voa - VOA105

Data file : \\Orgserv2\ff\chem\GCMSVOA\Voa105.i\140921.b\0921A13.D
Lab Smp Id:
Inj Date : 21-SEP-2014 19:12
Operator : PD Inst ID: Voa105.i
Smp Info : l1421110-54,31,10,,c
Misc Info : wg723949,ical10058
Comment :
Method : \\Orgserv2\ff\chem\GCMSVOA\Voa105.i\140921.b\liq8260B.m
Meth Date : 22-Sep-2014 09:13 pduczmalew Quant Type: ISTD
Cal Date : 04-SEP-2014 00:38 Cal File: 0903A13.D
Als bottle: 13
Dil Factor: 1.00000
Integrator: HP RTE Compound Sublist: NJTCL.sub
Target Version: 4.12
Processing Host: VIRTUALXP-76524

- NO TENTATIVELY IDENTIFIED COMPOUNDS -

Alpha Analytical Labs

INTERNAL STANDARD COMPOUNDS
AREA AND RT SUMMARY

Instrument ID: Voa105.i
Lab File ID: 0921A13.D
Lab Smp Id:
Analysis Type: VOA
Quant Type: ISTD
Operator: PD
Method File: \\Orgserv2\ff\chem\GCMSVOA\Voa105.i\140921.b\liq8260B.m
Misc Info: wg723949,ical10058

Calibration Date: 21-SEP-2014
Calibration Time: 14:05
Level: LOW
Sample Type: WATER

Test Mode:
Use Last Continuing Calibrator.
If Continuing Cal. use Initial Cal. Level 3

COMPOUND	STANDARD	AREA LIMIT LOWER	AREA LIMIT UPPER	SAMPLE	%DIFF
41 flourobenzene	176293	88147	352586	115564	-34.45
66 chlorobenzene-d5	159995	79998	319990	97578	-39.01
93 1,4-dichlorobenze	105628	52814	211256	58796	-44.34

COMPOUND	STANDARD	RT LIMIT LOWER	RT LIMIT UPPER	SAMPLE	%DIFF
41 flourobenzene	6.47	5.97	6.97	6.47	-0.00
66 chlorobenzene-d5	10.05	9.55	10.55	10.05	-0.00
93 1,4-dichlorobenze	12.64	12.14	13.14	12.64	-0.00

AREA UPPER LIMIT = +100% of internal standard area.
AREA LOWER LIMIT = - 50% of internal standard area.
RT UPPER LIMIT = + 0.50 minutes of internal standard RT.
RT LOWER LIMIT = - 0.50 minutes of internal standard RT.

Alpha Analytical Labs

RECOVERY REPORT

Client Name: Client SDG: SDGa00307
Sample Matrix: LIQUID Fraction: VOA
Lab Smp Id:
Level: LOW Operator: PD
Data Type: MS DATA SampleType: SAMPLE
SpikeList File: curveall.spk Quant Type: ISTD
Sublist File: NJTCL.sub
Method File: \\Orgserv2\ff\chem\GCMSVOA\Voa105.i\140921.b\liq8260B.m
Misc Info: wg723949,ical10058

SURROGATE COMPOUND	AMOUNT ADDED ngs	AMOUNT RECOVERED ngs	% RECOVERED	LIMITS
$ 32 dibromofluorometha	100.000	102.507	102.51	70-130
$ 38 1,2-dichloroethane	100.000	118.207	118.21	70-130
$ 53 toluene-d8	100.000	105.389	105.39	70-130
$ 75 4-bromofluorobenze	100.000	82.339	82.34	70-130

Data File: \\Orgserv2\ff\chem\GCMSVOA\Voa105.i\140921.b\0921A13.D
Date : 21-SEP-2014 19:12
Client ID:
Instrument: Voa105.i
Sample Info: 11421110-54,31,10,,c
Purge Volume: 10.0
Operator: PD
Column phase:
Column diameter: 0.18

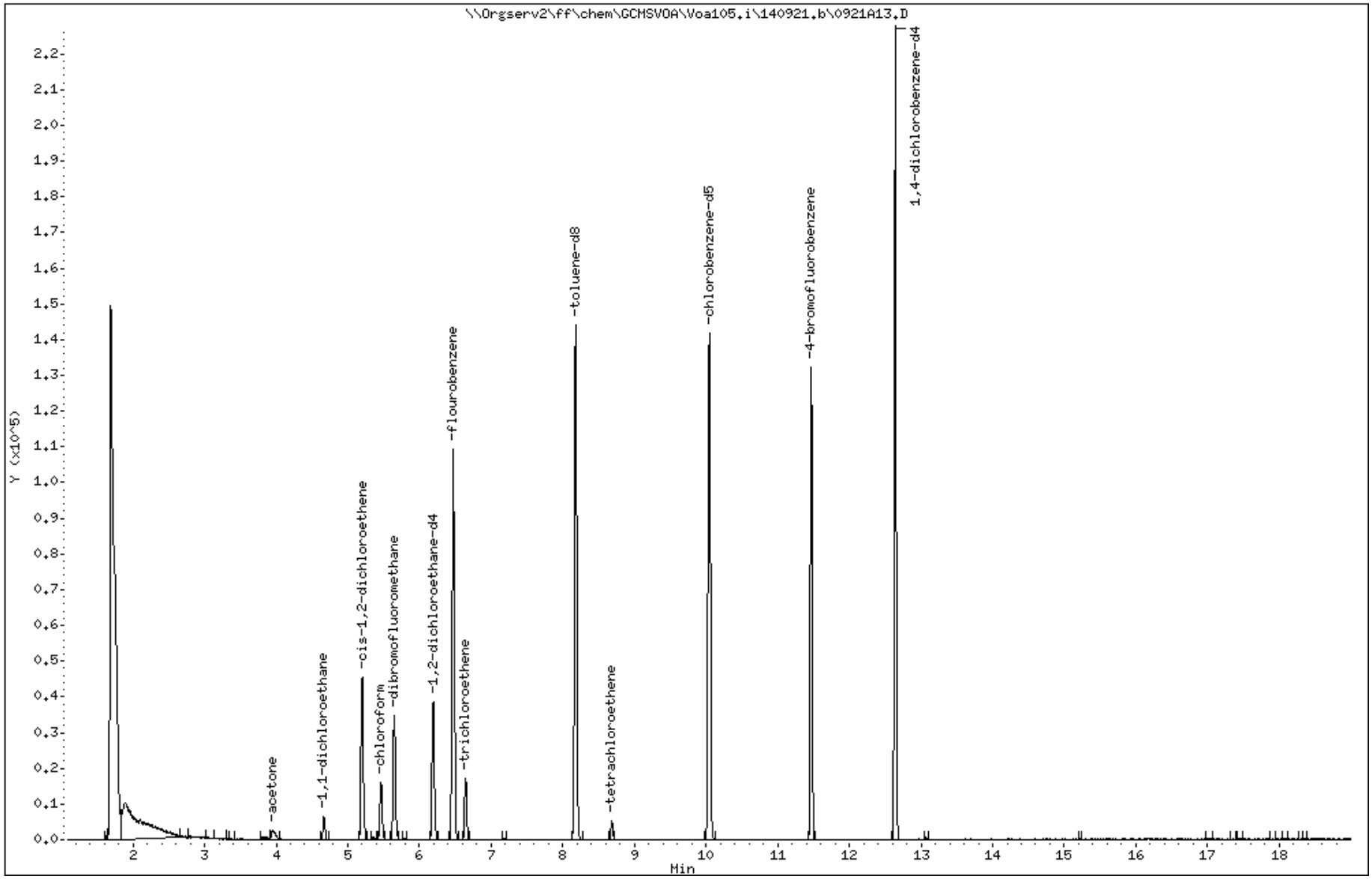

Data File: \\Orgserv2\ff\chem\GCMSVOA\Voa105.i\140921.b\0921A13.D

Date : 21-SEP-2014 19:12

Client ID:

Instrument: Voa105.i

Sample Info: l1421110-54,31,10,,c

Purge Volume: 10.0

Operator: PD

Column phase:

Column diameter: 0.18

13 acetone

Concentration: 126.719 ngs

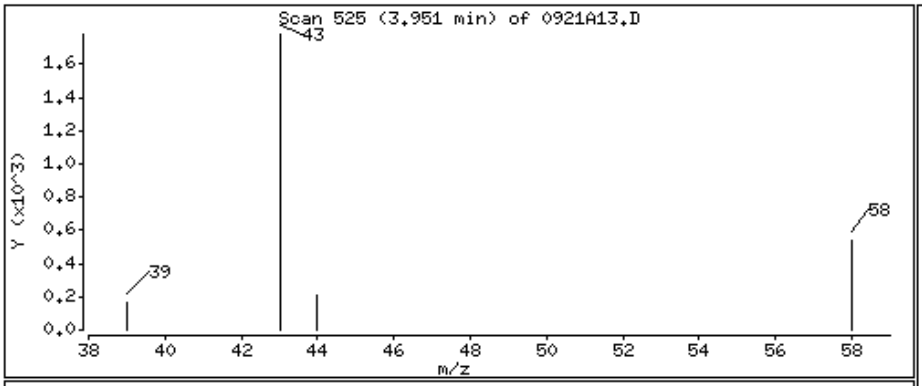

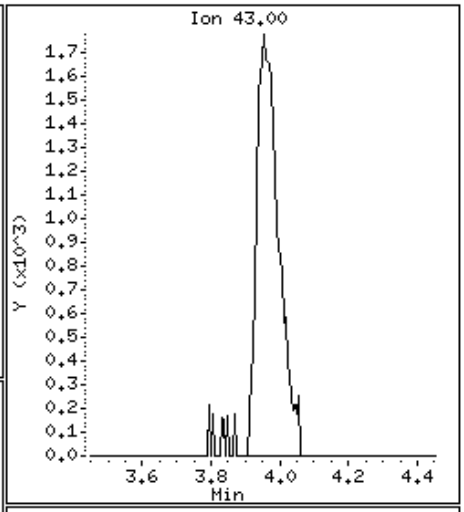

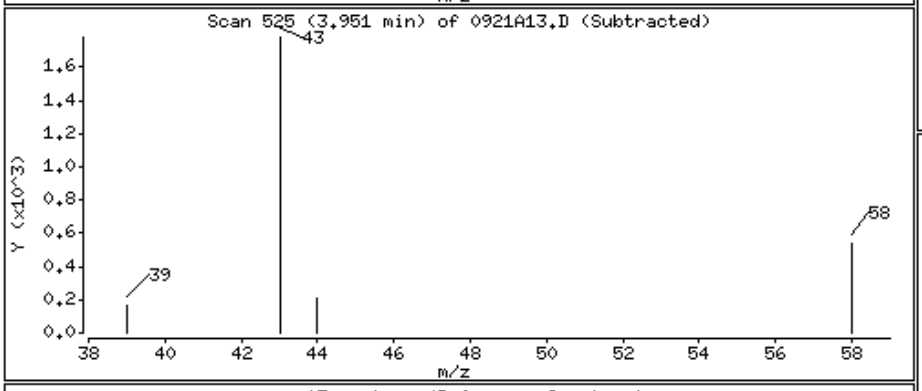

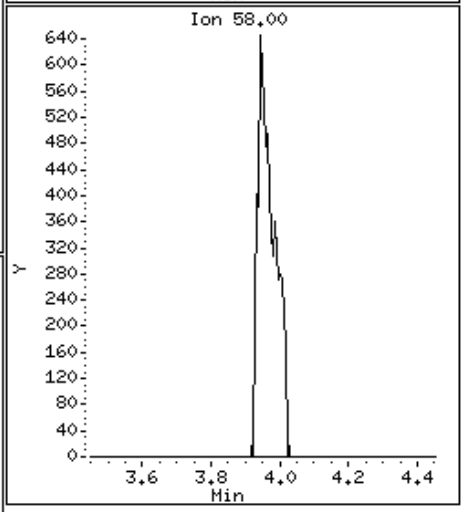

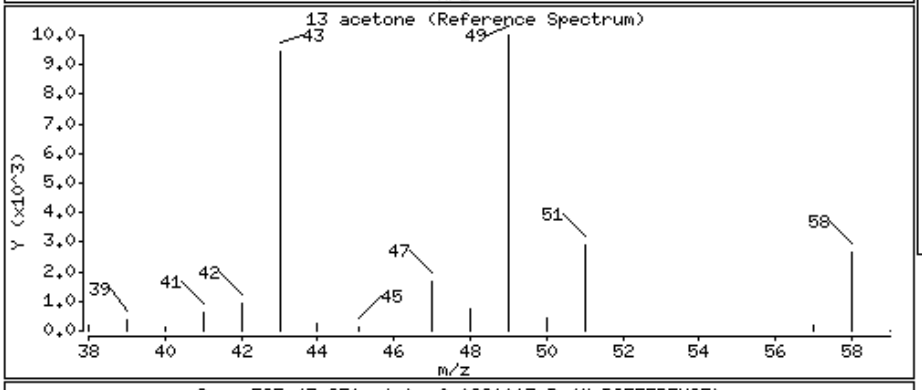

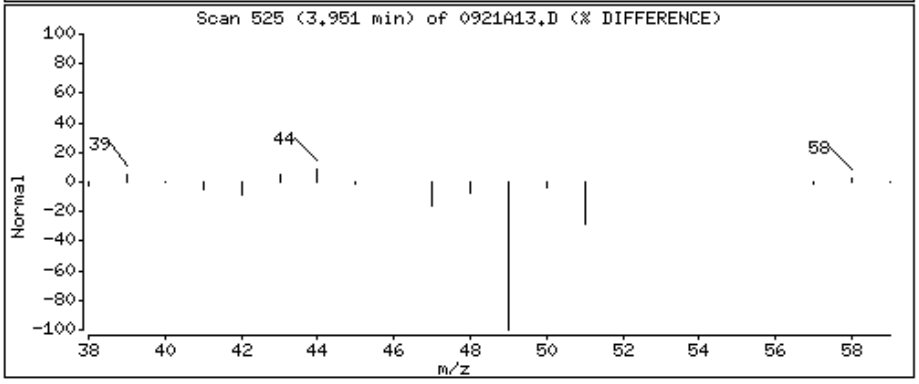

Data File: \\Orgserv2\ff\chem\GCMSVOA\Voa105.i\140921.b\0921A13.D

Date : 21-SEP-2014 19:12

Client ID:

Instrument: Voa105.i

Sample Info: l1421110-54,31,10,,c

Purge Volume: 10.0

Operator: PD

Column phase:

Column diameter: 0.18

19 1,1-dichloroethane

Concentration: 15.644 ngs

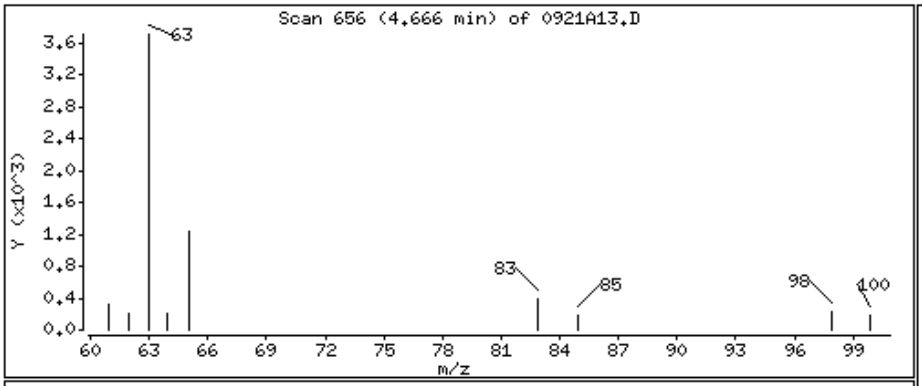

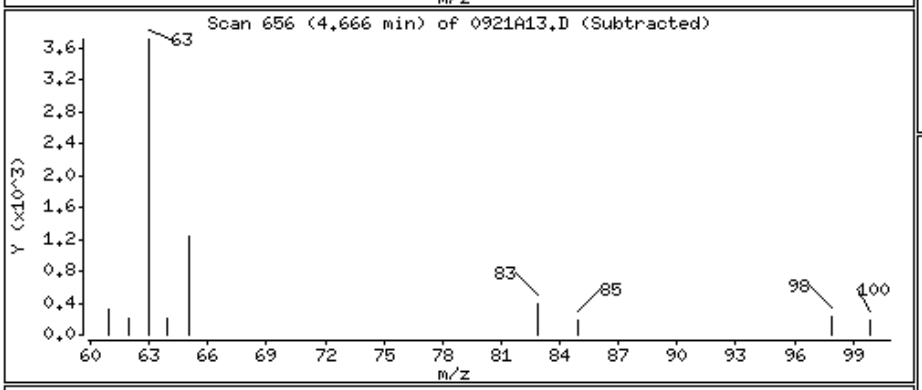

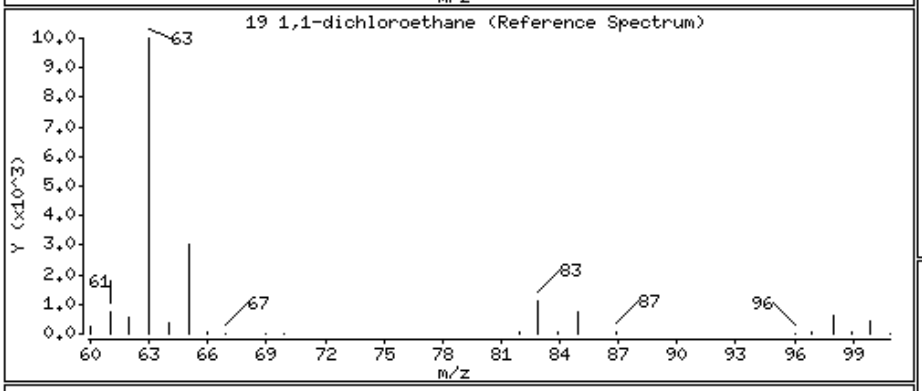

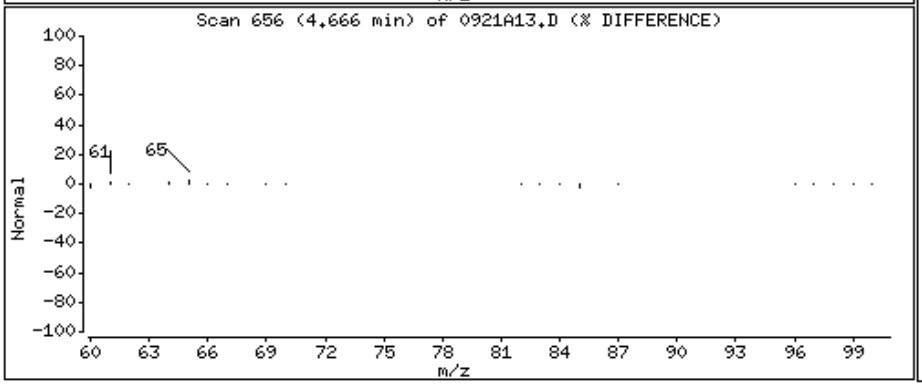

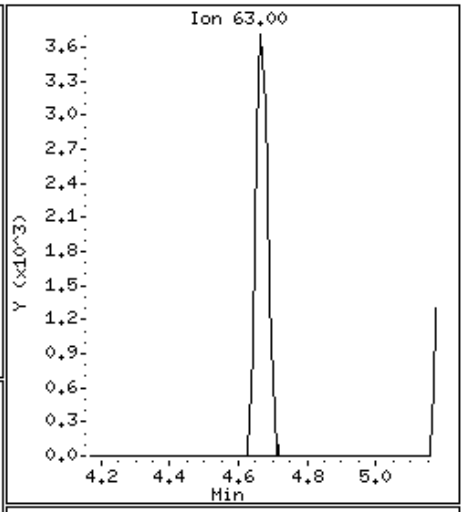

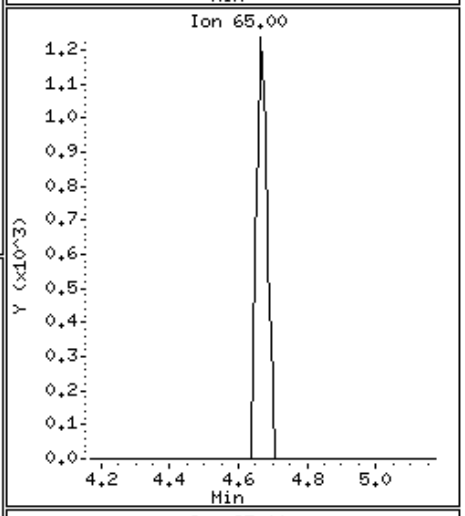

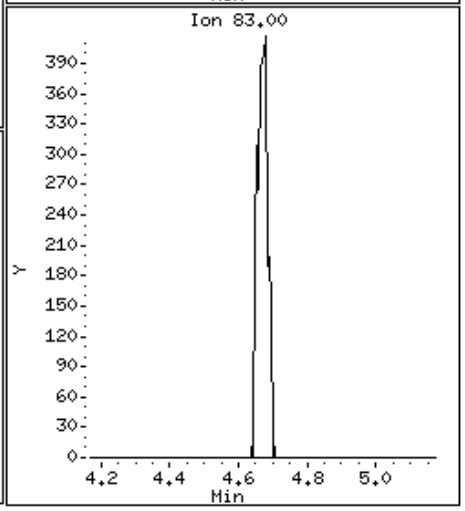

Data File: \\Orgserv2\ff\chem\GCMSVOA\Voa105.i\140921.b\0921A13.D

Date : 21-SEP-2014 19:12

Client ID:

Instrument: Voa105.i

Sample Info: l1421110-54,31,10,,c

Purge Volume: 10.0

Operator: PD

Column phase:

Column diameter: 0.18

24 cis-1,2-dichloroethene

Concentration: 75.321 ngs

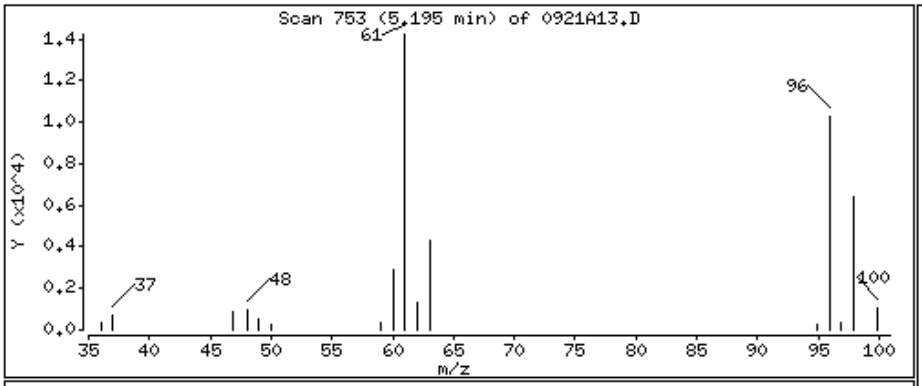

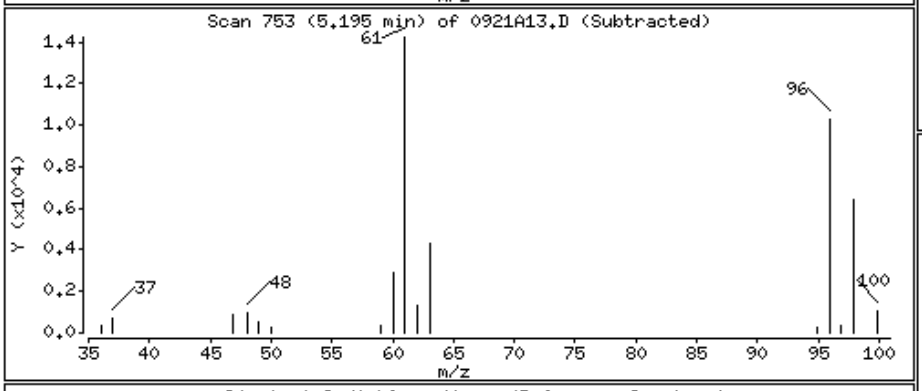

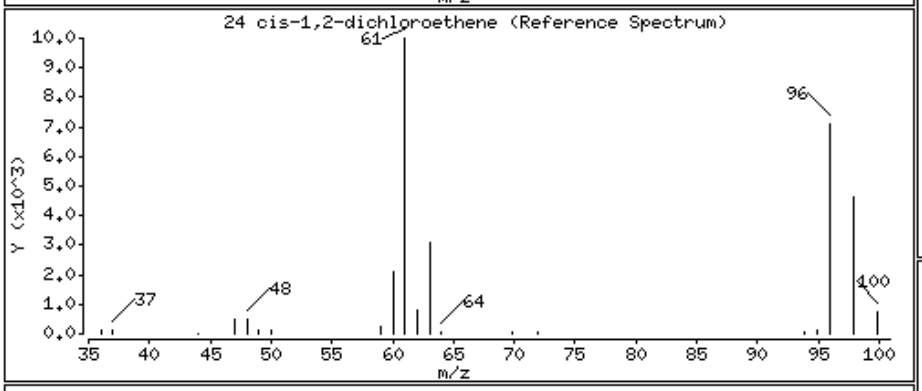

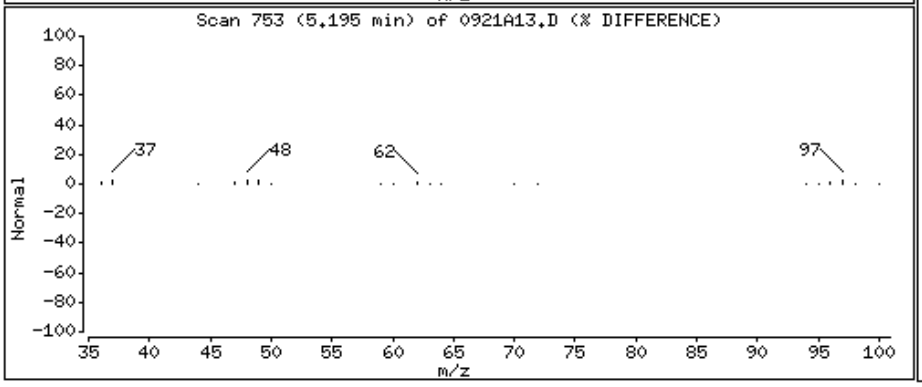

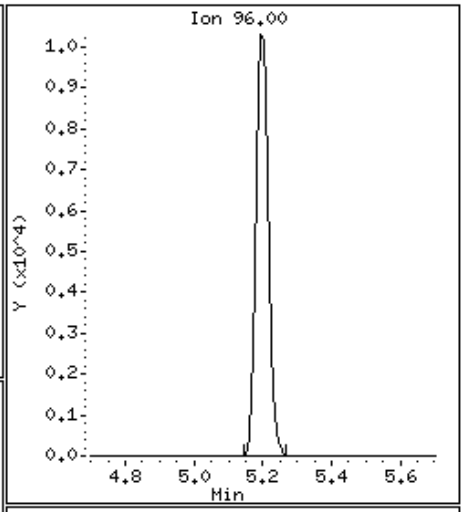

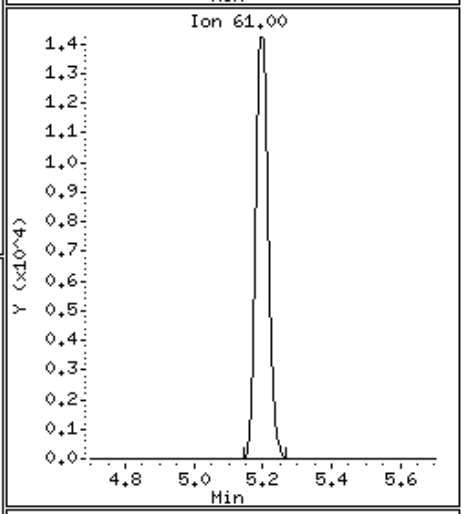

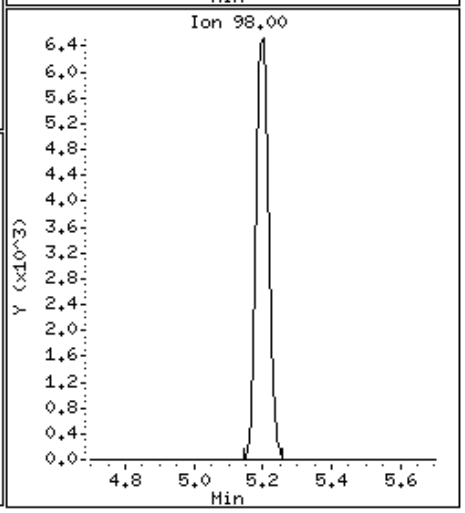

Data File: \\Orgserv2\ff\chem\GCMSVOA\Voa105.i\140921.b\0921A13.D

Date : 21-SEP-2014 19:12

Client ID:

Instrument: Voa105.i

Sample Info: l1421110-54,31,10,,c

Purge Volume: 10.0

Operator: PD

Column phase:

Column diameter: 0.18

28 chloroform

Concentration: 32.796 ngs

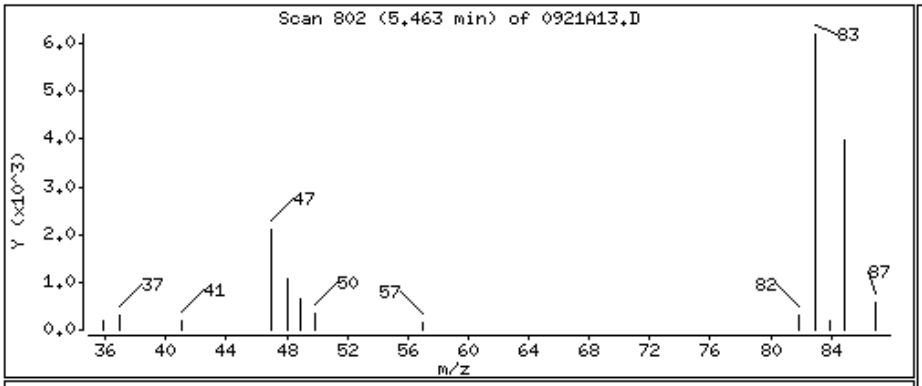

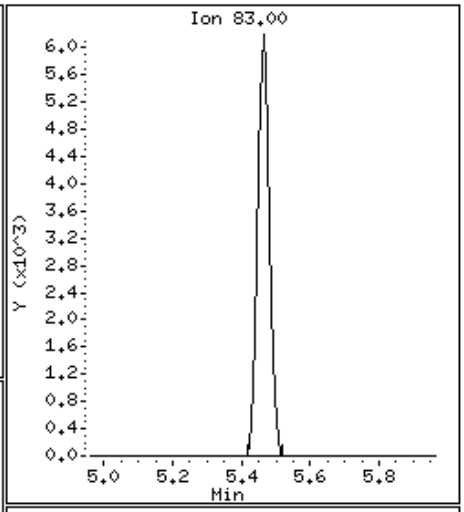

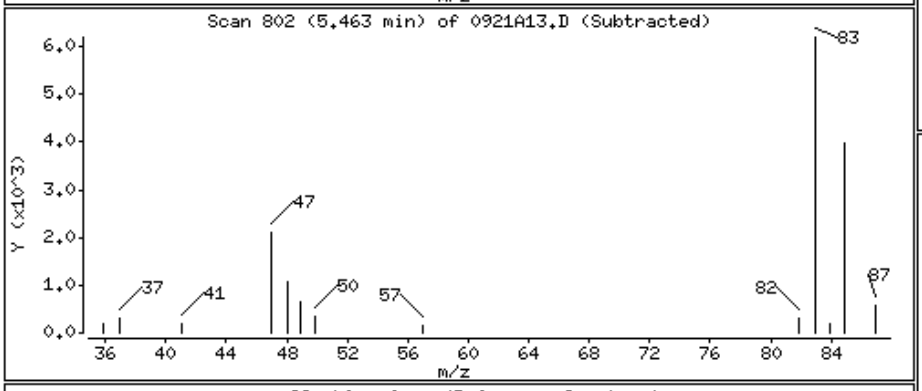

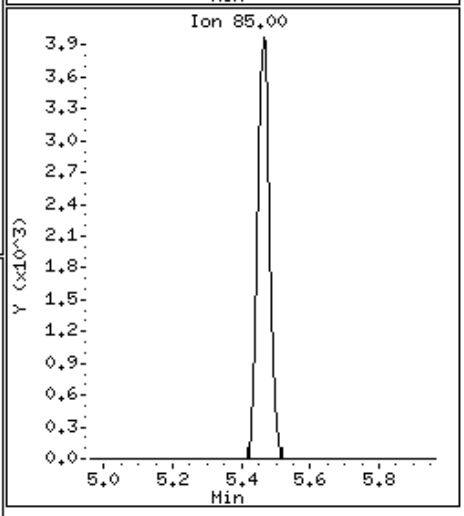

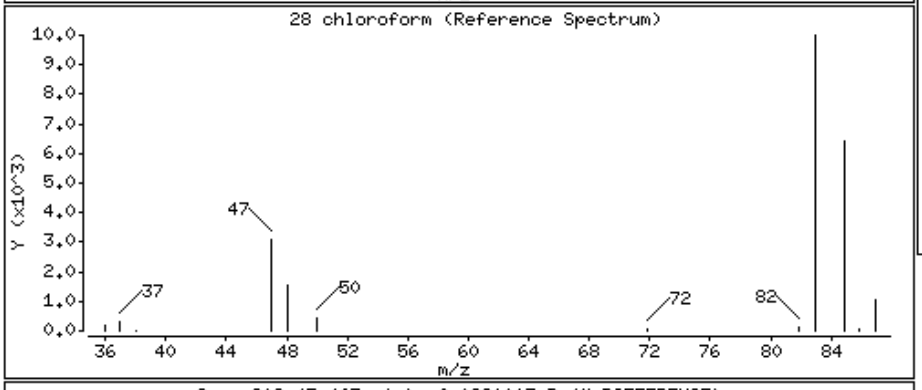

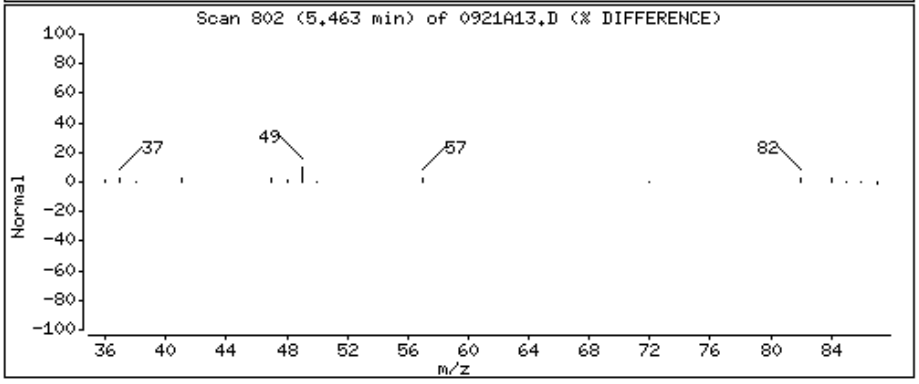

Data File: \\Orgserv2\ff\chem\GCMSVOA\Voa105.i\140921.b\0921A13.D

Date : 21-SEP-2014 19:12

Client ID:

Instrument: Voa105.i

Sample Info: l1421110-54,31,10,,c

Purge Volume: 10.0

Operator: PD

Column phase:

Column diameter: 0.18

43 trichloroethene

Concentration: 23.701 ngs

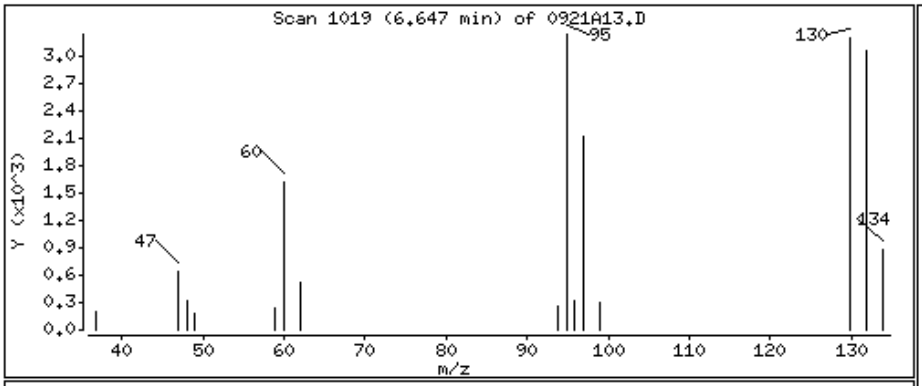

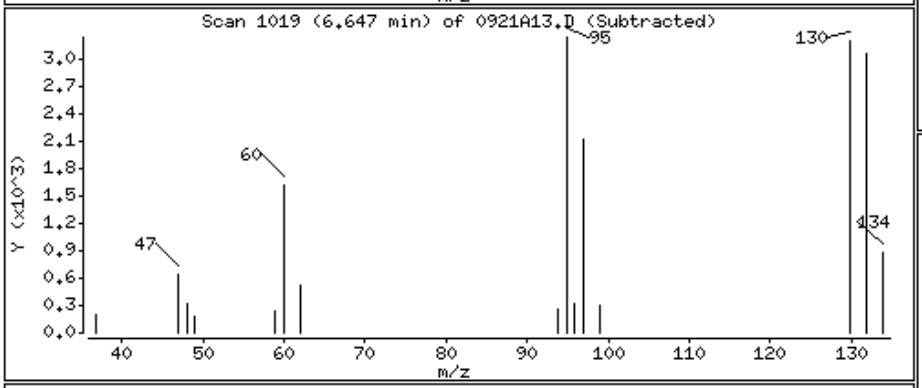

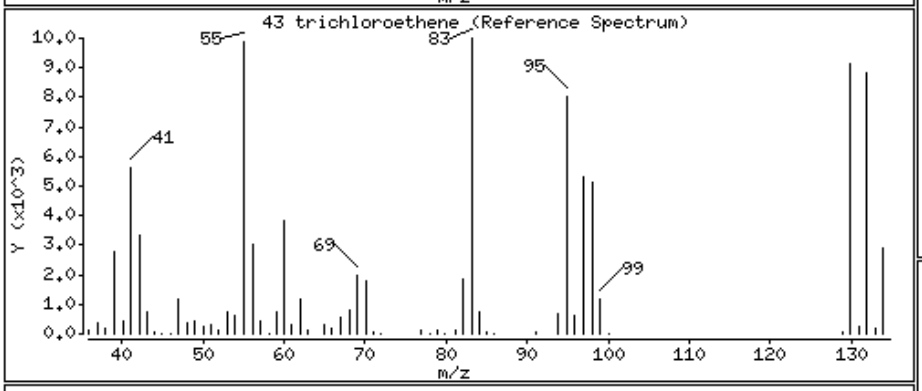

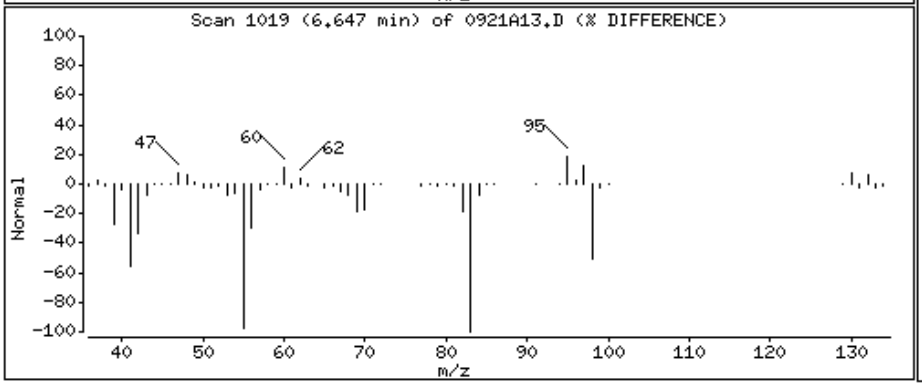

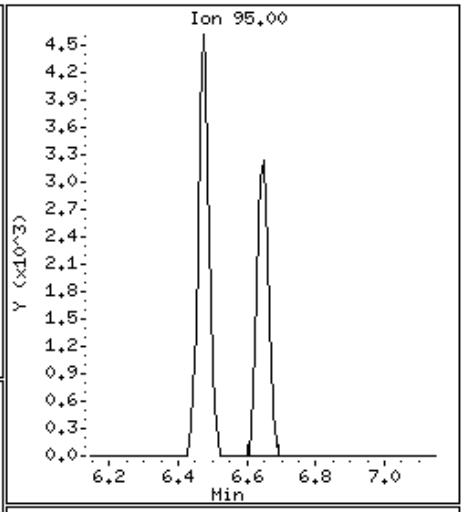

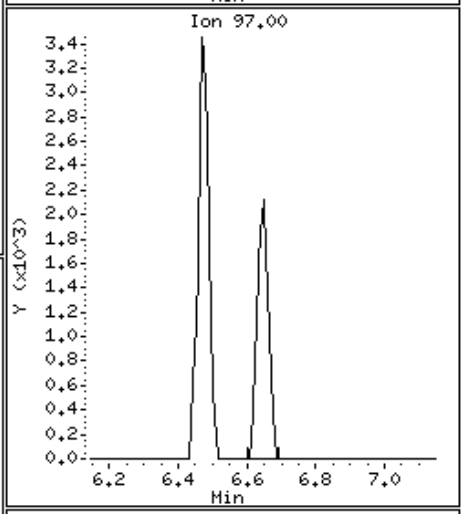

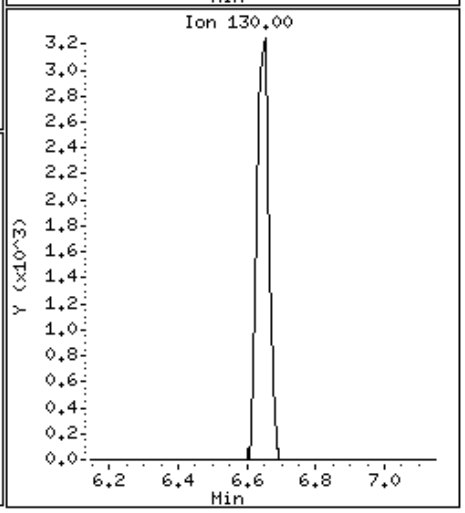

Data File: \\Orgserv2\ff\chem\GCMSVOA\Voa105.i\140921.b\0921A13.D

Date : 21-SEP-2014 19:12

Client ID:

Instrument: Voa105.i

Sample Info: l1421110-54,31,10,,c

Purge Volume: 10.0

Operator: PD

Column phase:

Column diameter: 0.18

55 tetrachloroethene

Concentration: 6.796 ngs

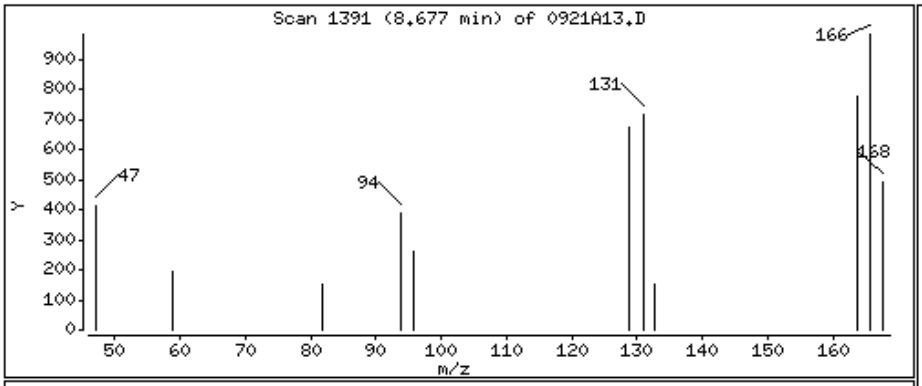

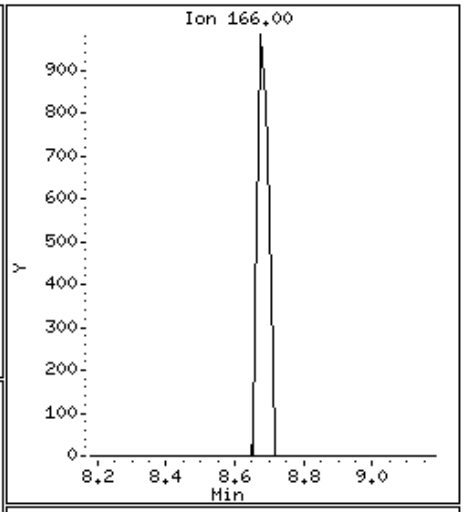

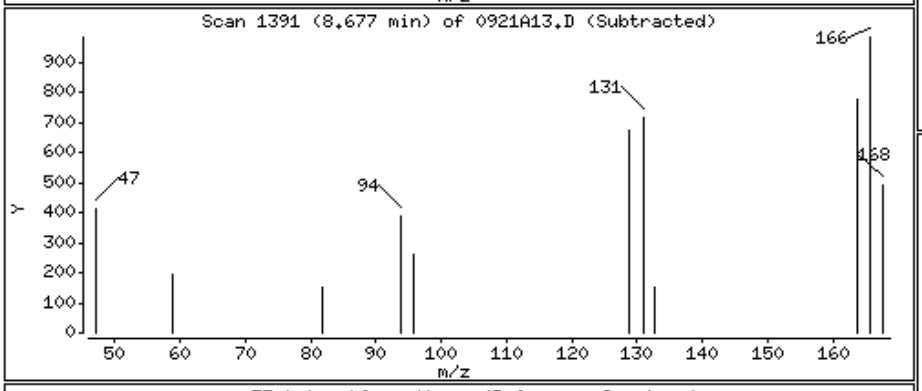

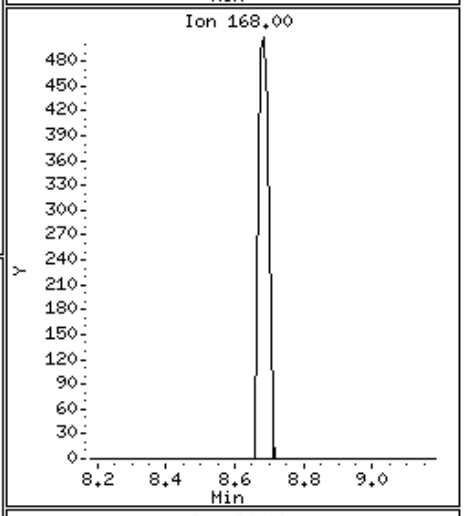

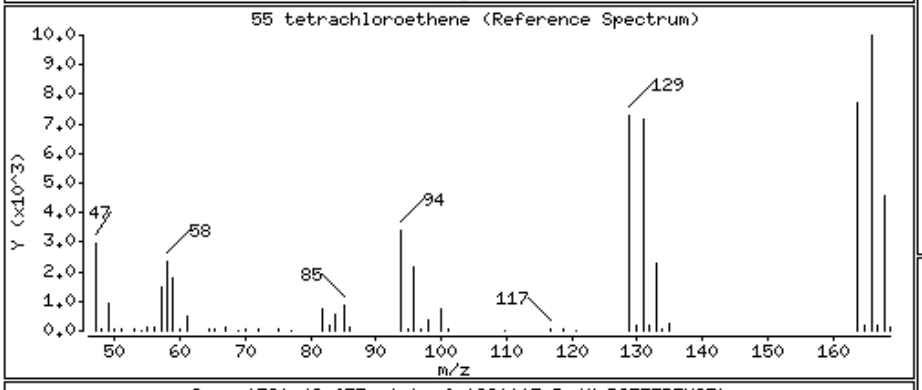

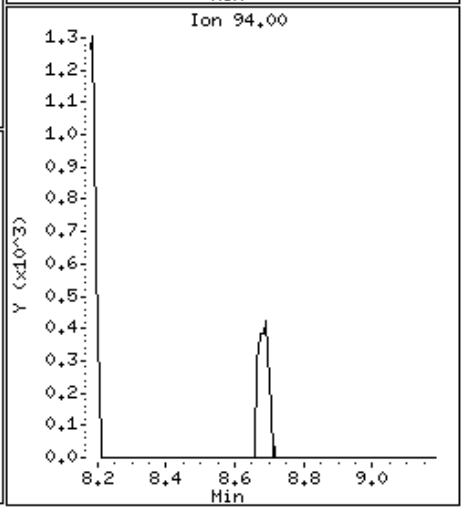

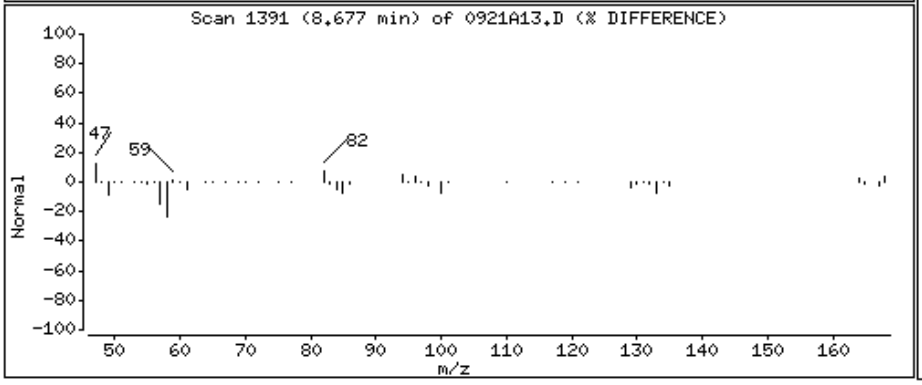

Alpha Analytical Labs

Manual Integration

Sample Info	: l1421110-54,31,10,,c wg723949,ical10058		
Instrument ID	: Voa105.i		
Method	: liq8260B.m		
File	: 0921A13.D		
Injection Date	: 21-SEP-2014 19:12		
Quantitation	: ISTD	Integrator :	HP RTE
Dilution Factor	: 1.00	Sample Type:	SAMPLE

This File has no version history.

//Orgserv2/ff/chem/GCMSVOA/Voa105.i/140921.b/original/0921A13.D

Alpha Analytical Labs

gc/ms voa - VOA105

Data file : \\Orgserv2\ff\chem\GCMSVOA\Voa105.i\140921.b\0921A14.D
Lab Smp Id:
Inj Date : 21-SEP-2014 19:40
Operator : PD Inst ID: Voa105.i
Smp Info : l1421110-55,31,10,,c
Misc Info : wg723949,ical10058
Comment :
Method : \\Orgserv2\ff\chem\GCMSVOA\Voa105.i\140921.b\liq8260B.m
Meth Date : 22-Sep-2014 09:13 pduczmalew Quant Type: ISTD
Cal Date : 04-SEP-2014 00:38 Cal File: 0903A13.D
Als bottle: 14
Dil Factor: 1.00000
Integrator: HP RTE Compound Sublist: NJTCL.sub
Target Version: 4.12
Processing Host: VIRTUALXP-76524

Concentration Formula: Amt * DF * CpndVariable
Cpnd Variable Local Compound Variable

			QUANT SIG					CONCENTRATIONS		
		Compounds	MASS	RT	EXP RT	REL RT	RESPONSE	ON-COLUMN (ngs)	FINAL (ngs)	REVIEW CODE
	1	dichlorodifluoromethane	85	Compound Not Detected.						
	2	chloromethane	50	Compound Not Detected.						
	3	vinyl chloride	62	Compound Not Detected.						
	4	bromomethane	94	Compound Not Detected.						
	5	chloroethane	64	Compound Not Detected.						
	6	trichlorofluoromethane	101	Compound Not Detected.						
	8	1,1,-dichloroethene	96	Compound Not Detected.						
	9	carbon disulfide	76	Compound Not Detected.						
	10	freon-113	101	Compound Not Detected.						
	11	methylene chloride	84	Compound Not Detected.						
	13	acetone	43	3.951	3.951	(0.611)	2225	38.1657	38.165(QM)	M2
	14	trans-1,2-dichloroethene	96	Compound Not Detected.						
	15	Methyl Acetate	43	Compound Not Detected.						
	16	methyl tert butyl ether	73	Compound Not Detected.						
	19	1,1-dichloroethane	63	Compound Not Detected.						
	24	cis-1,2-dichloroethene	96	Compound Not Detected.						
	27	bromochloromethane	128	Compound Not Detected.						
	26	Cyclohexane	56	Compound Not Detected.						
	28	chloroform	83	Compound Not Detected.						
	30	carbontetrachloride	117	Compound Not Detected.						
$	32	dibromofluoromethane	113	5.648	5.648	(0.873)	25711	101.767	101.766	
	33	1,1,1-trichloroethane	97	Compound Not Detected.						
	34	2-butanone	43	Compound Not Detected.						
	36	benzene	78	Compound Not Detected.						
$	38	1,2-dichloroethane-d4	65	6.194	6.188	(0.957)	28504	118.069	118.068	
	39	1,2-dichloroethane	62	Compound Not Detected.						
*	41	flourobenzene	96	6.472	6.472	(1.000)	112304	100.000		
	42	methyl cyclohexane	83	Compound Not Detected.						

	Compounds	QUANT SIG MASS	RT	EXP RT	REL RT	RESPONSE	CONCENTRATIONS ON-COLUMN (ngs)	CONCENTRATIONS FINAL (ngs)	REVIEW CODE
	43 trichloroethene	95	Compound Not Detected.						
	46 1,2-dichloropropane	63	Compound Not Detected.						
	47 bromodichloromethane	83	Compound Not Detected.						
	49 1,4-Dioxane	88	Compound Not Detected.						
	52 cis-1,3-dichloropropene	75	Compound Not Detected.						
$	53 toluene-d8	98	8.180	8.180	(0.815)	110462	104.227	104.226	
	54 toluene	92	Compound Not Detected.						
	56 4-methyl-2-pentanone	58	Compound Not Detected.						
	55 tetrachloroethene	166	Compound Not Detected.						
	57 trans-1,3-dichloropropene	75	Compound Not Detected.						
	60 1,1,2-trichloroethane	83	Compound Not Detected.						
	61 chlorodibromomethane	129	Compound Not Detected.						
	64 1,2-dibromoethane	107	Compound Not Detected.						
	65 2-hexanone	43	Compound Not Detected.						
*	66 chlorobenzene-d5	117	10.040	10.046	(1.000)	95699	100.000		
	67 chlorobenzene	112	Compound Not Detected.						
	68 ethyl benzene	91	Compound Not Detected.						
	70 p/m xylene	106	Compound Not Detected.						
	71 o xylene	106	Compound Not Detected.						
	72 styrene	104	Compound Not Detected.						
	73 bromoform	173	Compound Not Detected.						
	74 isopropylbenzene	105	Compound Not Detected.						
$	75 4-bromofluorobenzene	95	11.470	11.470	(0.907)	49457	84.0624	84.062	
	79 1,1,2,2,-tetrachloroethane	83	Compound Not Detected.						
	92 1,3-dichlorobenzene	146	Compound Not Detected.						
*	93 1,4-dichlorobenzene-d4	152	12.643	12.643	(1.000)	56749	100.000		
	94 1,4-dichlorobenzene	146	Compound Not Detected.						
	97 1,2-dichlorobenzene	146	Compound Not Detected.						
	99 1,2-dibromo-3-chloropropane	75	Compound Not Detected.						
	102 1,2,4-trichlorobenzene	180	Compound Not Detected.						
	104 1,2,3-trichlorobenzene	180	Compound Not Detected.						

QC Flag Legend

Q - Qualifier signal failed the ratio test.
M - Compound response manually integrated.

Alpha Analytical Labs

gc/ms voa - VOA105

Data file : \\Orgserv2\ff\chem\GCMSVOA\Voa105.i\140921.b\0921A14.D
Lab Smp Id:
Inj Date : 21-SEP-2014 19:40
Operator : PD Inst ID: Voa105.i
Smp Info : l1421110-55,31,10,,c
Misc Info : wg723949,ical10058
Comment :
Method : \\Orgserv2\ff\chem\GCMSVOA\Voa105.i\140921.b\liq8260B.m
Meth Date : 22-Sep-2014 09:13 pduczmalew Quant Type: ISTD
Cal Date : 04-SEP-2014 00:38 Cal File: 0903A13.D
Als bottle: 14
Dil Factor: 1.00000
Integrator: HP RTE Compound Sublist: NJTCL.sub
Target Version: 4.12
Processing Host: VIRTUALXP-76524

- NO TENTATIVELY IDENTIFIED COMPOUNDS -

Alpha Analytical Labs

INTERNAL STANDARD COMPOUNDS
AREA AND RT SUMMARY

Instrument ID: Voa105.i
Lab File ID: 0921A14.D
Lab Smp Id:
Analysis Type: VOA
Quant Type: ISTD
Operator: PD
Method File: \\Orgserv2\ff\chem\GCMSVOA\Voa105.i\140921.b\liq8260B.m
Misc Info: wg723949,ical10058

Calibration Date: 21-SEP-2014
Calibration Time: 14:05
Level: LOW
Sample Type: WATER

Test Mode:
Use Last Continuing Calibrator.
If Continuing Cal. use Initial Cal. Level 3

COMPOUND	STANDARD	AREA LIMIT LOWER	AREA LIMIT UPPER	SAMPLE	%DIFF
41 flourobenzene	176293	88147	352586	112304	-36.30
66 chlorobenzene-d5	159995	79998	319990	95699	-40.19
93 1,4-dichlorobenze	105628	52814	211256	56749	-46.27

COMPOUND	STANDARD	RT LIMIT LOWER	RT LIMIT UPPER	SAMPLE	%DIFF
41 flourobenzene	6.47	5.97	6.97	6.47	0.00
66 chlorobenzene-d5	10.05	9.55	10.55	10.04	-0.05
93 1,4-dichlorobenze	12.64	12.14	13.14	12.64	0.00

AREA UPPER LIMIT = +100% of internal standard area.
AREA LOWER LIMIT = - 50% of internal standard area.
RT UPPER LIMIT = + 0.50 minutes of internal standard RT.
RT LOWER LIMIT = - 0.50 minutes of internal standard RT.

Alpha Analytical Labs

RECOVERY REPORT

Client Name: Client SDG: SDGa00307
Sample Matrix: LIQUID Fraction: VOA
Lab Smp Id:
Level: LOW Operator: PD
Data Type: MS DATA SampleType: SAMPLE
SpikeList File: curveall.spk Quant Type: ISTD
Sublist File: NJTCL.sub
Method File: \\Orgserv2\ff\chem\GCMSVOA\Voa105.i\140921.b\liq8260B.m
Misc Info: wg723949,ical10058

SURROGATE COMPOUND	AMOUNT ADDED ngs	AMOUNT RECOVERED ngs	% RECOVERED	LIMITS
$ 32 dibromofluorometha	100.000	101.766	101.77	70-130
$ 38 1,2-dichloroethane	100.000	118.068	118.07	70-130
$ 53 toluene-d8	100.000	104.226	104.23	70-130
$ 75 4-bromofluorobenze	100.000	84.062	84.06	70-130

Data File: \\Orgserv2\ff\chem\GCMSVOA\Voa105.i\140921.b\0921A14.D
Date : 21-SEP-2014 19:40
Client ID:
Instrument: Voa105.i
Sample Info: 11421110-55,31,10,,c
Purge Volume: 10.0
Operator: PD
Column phase:
Column diameter: 0.18

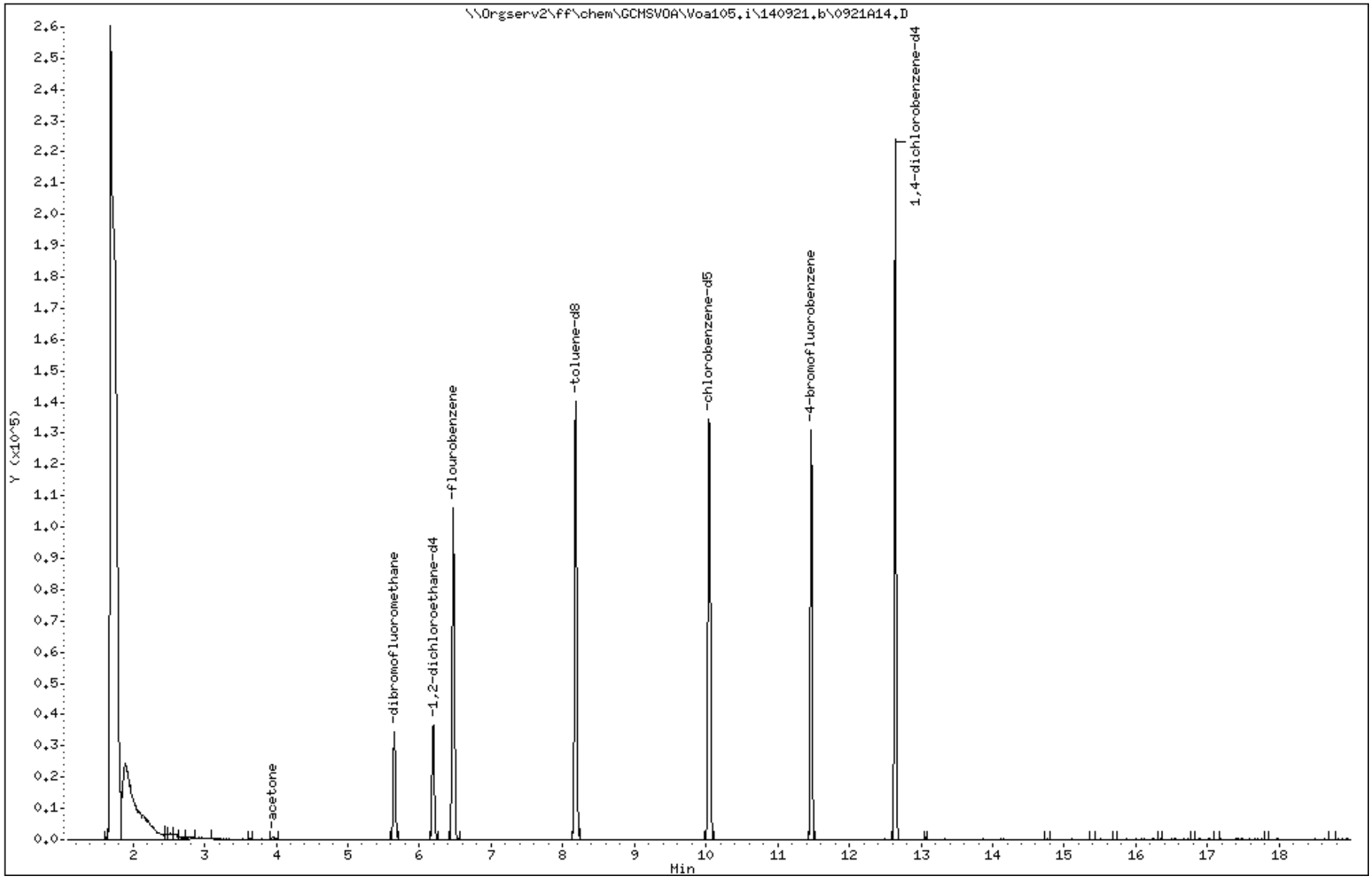

Data File: \\Orgserv2\ff\chem\GCMSVOA\Voa105.i\140921.b\0921A14.D

Date : 21-SEP-2014 19:40

Client ID:

Instrument: Voa105.i

Sample Info: l1421110-55,31,10,,c

Purge Volume: 10.0

Operator: PD

Column phase:

Column diameter: 0.18

13 acetone

Concentration: 38.165 ngs

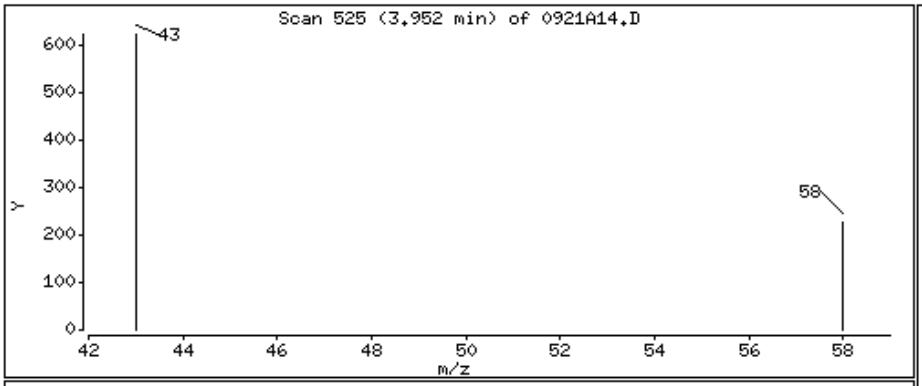

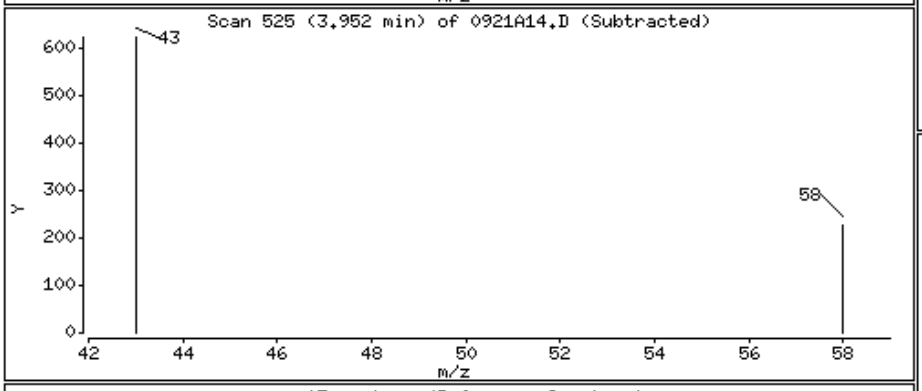

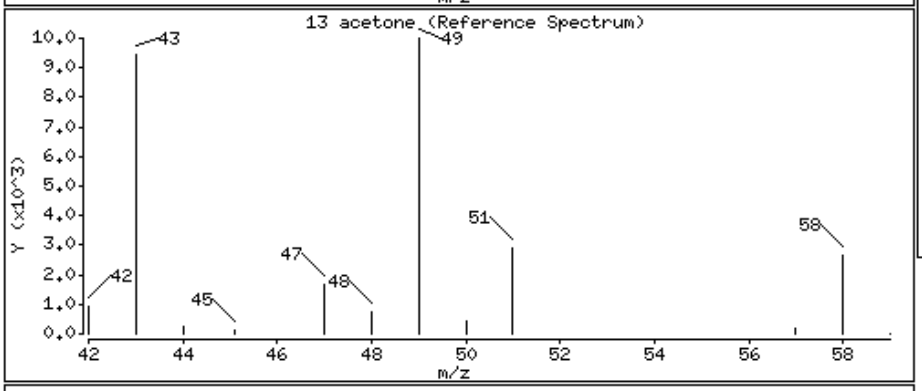

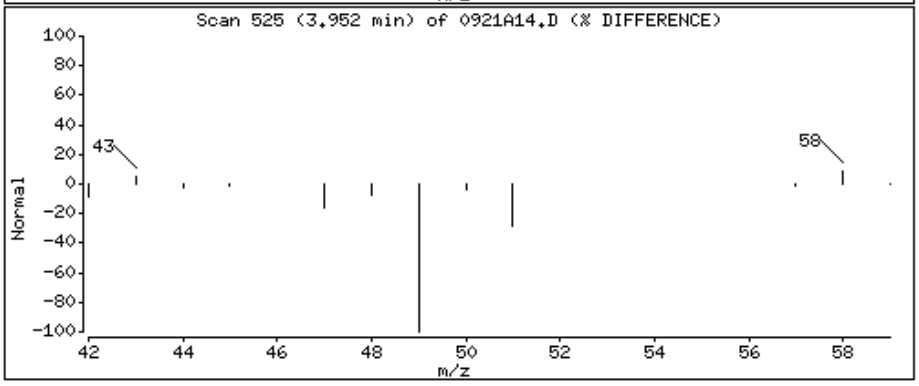

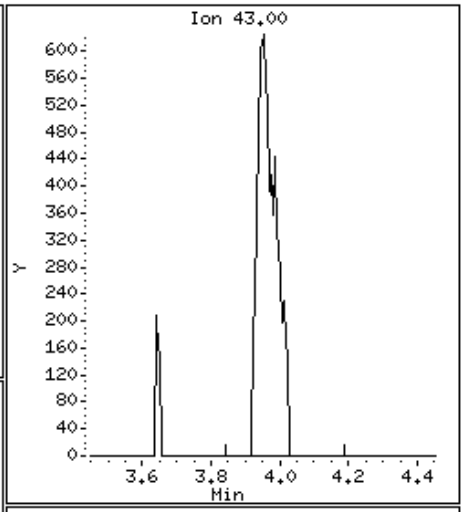

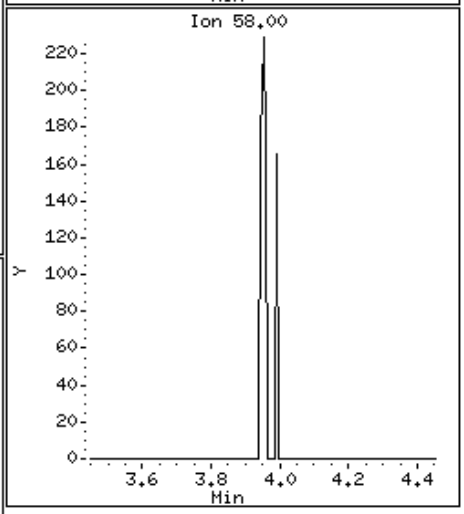

Alpha Analytical Labs

Manual Integration

Sample Info : l1421110-55,31,10,,c
wg723949,ical10058

Instrument ID : Voa105.i
Method : liq8260B.m
File : 0921A14.D
Injection Date : 21-SEP-2014 19:40
Quantitation : ISTD Integrator : HP RTE
Dilution Factor : 1.00 Sample Type: SAMPLE

This File has no version history.

//Orgserv2/ff/chem/GCMSVOA/Voa105.i/140921.b/original/0921A14.D

Method Blank
Raw Data

Alpha Analytical Labs

gc/ms voa - VOA105

Data file : \\Orgserv2\ff\chem\GCMSVOA\Voa105.i\140917.b\0917A05.D
Lab Smp Id:
Inj Date : 17-SEP-2014 10:54
Operator : PD Inst ID: Voa105.i
Smp Info : wg722869-3,31,10
Misc Info : wg722869,ical10058
Comment :
Method : \\Orgserv2\ff\chem\GCMSVOA\Voa105.i\140917.b\liq8260B.m
Meth Date : 17-Sep-2014 15:16 pduczmalew Quant Type: ISTD
Cal Date : 04-SEP-2014 00:38 Cal File: 0903A13.D
Als bottle: 5
Dil Factor: 1.00000
Integrator: HP RTE Compound Sublist: NJTCLtba.sub
Target Version: 4.12
Processing Host: VIRTUALXP-76524

Concentration Formula: Amt * DF * CpndVariable
Cpnd Variable Local Compound Variable

	Compounds	QUANT SIG MASS	RT	EXP RT	REL RT	RESPONSE	CONCENTRATIONS ON-COLUMN (ngs)	FINAL (ngs)	REVIEW CODE
	1 dichlorodifluoromethane	85	Compound Not Detected.						
	2 chloromethane	50	Compound Not Detected.						
	3 vinyl chloride	62	Compound Not Detected.						
	4 bromomethane	94	Compound Not Detected.						
	5 chloroethane	64	Compound Not Detected.						
	6 trichlorofluoromethane	101	Compound Not Detected.						
	8 1,1,-dichloroethene	96	Compound Not Detected.						
	9 carbon disulfide	76	Compound Not Detected.						
	10 freon-113	101	Compound Not Detected.						
	11 methylene chloride	84	3.907	3.902	(0.604)	673	1.13557	1.135	
	13 acetone	43	Compound Not Detected.						
	14 trans-1,2-dichloroethene	96	Compound Not Detected.						
	15 Methyl Acetate	43	Compound Not Detected.						
	16 methyl tert butyl ether	73	Compound Not Detected.						
	17 Tert-Butyl Alcohol	59	Compound Not Detected.						
	19 1,1-dichloroethane	63	Compound Not Detected.						
	24 cis-1,2-dichloroethene	96	Compound Not Detected.						
	27 bromochloromethane	128	Compound Not Detected.						
	26 Cyclohexane	56	Compound Not Detected.						
	28 chloroform	83	Compound Not Detected.						
	30 carbontetrachloride	117	Compound Not Detected.						
$	32 dibromofluoromethane	113	5.648	5.648	(0.873)	46587	101.154	101.154	
	33 1,1,1-trichloroethane	97	Compound Not Detected.						
	34 2-butanone	43	Compound Not Detected.						
	36 benzene	78	Compound Not Detected.						
$	38 1,2-dichloroethane-d4	65	6.188	6.188	(0.956)	48296	109.742	109.742	
	39 1,2-dichloroethane	62	Compound Not Detected.						
*	41 flourobenzene	96	6.472	6.472	(1.000)	204721	100.000		
	42 methyl cyclohexane	83	Compound Not Detected.						

	Compounds	QUANT SIG MASS	RT	EXP RT	REL RT	RESPONSE	CONCENTRATIONS ON-COLUMN (ngs)	CONCENTRATIONS FINAL (ngs)	REVIEW CODE
	43 trichloroethene	95	Compound Not Detected.						
	46 1,2-dichloropropane	63	Compound Not Detected.						
	47 bromodichloromethane	83	Compound Not Detected.						
	49 1,4-Dioxane	88	Compound Not Detected.						
	52 cis-1,3-dichloropropene	75	Compound Not Detected.						
$	53 toluene-d8	98	8.180	8.180	(0.815)	200735	103.602	103.601	
	54 toluene	92	Compound Not Detected.						
	56 4-methyl-2-pentanone	58	Compound Not Detected.						
	55 tetrachloroethene	166	Compound Not Detected.						
	57 trans-1,3-dichloropropene	75	Compound Not Detected.						
	60 1,1,2-trichloroethane	83	Compound Not Detected.						
	61 chlorodibromomethane	129	Compound Not Detected.						
	64 1,2-dibromoethane	107	Compound Not Detected.						
	65 2-hexanone	43	Compound Not Detected.						
*	66 chlorobenzene-d5	117	10.040	10.040	(1.000)	174956	100.000		
	67 chlorobenzene	112	Compound Not Detected.						
	68 ethyl benzene	91	Compound Not Detected.						
	70 p/m xylene	106	Compound Not Detected.						
	71 o xylene	106	Compound Not Detected.						
	72 styrene	104	Compound Not Detected.						
	73 bromoform	173	Compound Not Detected.						
	74 isopropylbenzene	105	Compound Not Detected.						
$	75 4-bromofluorobenzene	95	11.464	11.470	(0.907)	89026	82.8028	82.802	
	79 1,1,2,2,-tetrachloroethane	83	Compound Not Detected.						
	92 1,3-dichlorobenzene	146	Compound Not Detected.						
*	93 1,4-dichlorobenzene-d4	152	12.643	12.643	(1.000)	103706	100.000		
	94 1,4-dichlorobenzene	146	Compound Not Detected.						
	97 1,2-dichlorobenzene	146	Compound Not Detected.						
	99 1,2-dibromo-3-chloropropane	75	Compound Not Detected.						
	102 1,2,4-trichlorobenzene	180	Compound Not Detected.						
	104 1,2,3-trichlorobenzene	180	Compound Not Detected.						

Alpha Analytical Labs

gc/ms voa - VOA105

Data file : \\Orgserv2\ff\chem\GCMSVOA\Voa105.i\140917.b\0917A05.D
Lab Smp Id:
Inj Date : 17-SEP-2014 10:54
Operator : PD Inst ID: Voa105.i
Smp Info : wg722869-3,31,10
Misc Info : wg722869,ical10058
Comment :
Method : \\Orgserv2\ff\chem\GCMSVOA\Voa105.i\140917.b\liq8260B.m
Meth Date : 17-Sep-2014 15:16 pduczmalew Quant Type: ISTD
Cal Date : 04-SEP-2014 00:38 Cal File: 0903A13.D
Als bottle: 5
Dil Factor: 1.00000
Integrator: HP RTE Compound Sublist: NJTCLtba.sub
Target Version: 4.12
Processing Host: VIRTUALXP-76524

- NO TENTATIVELY IDENTIFIED COMPOUNDS -

Alpha Analytical Labs

INTERNAL STANDARD COMPOUNDS
AREA AND RT SUMMARY

Instrument ID: Voa105.i
Lab File ID: 0917A05.D
Lab Smp Id:
Analysis Type: VOA
Quant Type: ISTD
Operator: PD
Method File: \\Orgserv2\ff\chem\GCMSVOA\Voa105.i\140917.b\liq8260B.m
Misc Info: wg722869,ical10058

Calibration Date: 17-SEP-2014
Calibration Time: 09:31
Level: LOW
Sample Type: WATER

Test Mode:
Use Last Continuing Calibrator.
If Continuing Cal. use Initial Cal. Level 3

COMPOUND	STANDARD	AREA LIMIT LOWER	AREA LIMIT UPPER	SAMPLE	%DIFF
41 flourobenzene	223744	111872	447488	204721	-8.50
66 chlorobenzene-d5	195655	97828	391310	174956	-10.58
93 1,4-dichlorobenze	125737	62869	251474	103706	-17.52

COMPOUND	STANDARD	RT LIMIT LOWER	RT LIMIT UPPER	SAMPLE	%DIFF
41 flourobenzene	6.47	5.97	6.97	6.47	-0.00
66 chlorobenzene-d5	10.04	9.54	10.54	10.04	-0.00
93 1,4-dichlorobenze	12.64	12.14	13.14	12.64	-0.00

AREA UPPER LIMIT = +100% of internal standard area.
AREA LOWER LIMIT = - 50% of internal standard area.
RT UPPER LIMIT = + 0.50 minutes of internal standard RT.
RT LOWER LIMIT = - 0.50 minutes of internal standard RT.

Alpha Analytical Labs

RECOVERY REPORT

Client Name: Client SDG: SDGa00307
Sample Matrix: LIQUID Fraction: VOA
Lab Smp Id:
Level: LOW Operator: PD
Data Type: MS DATA SampleType: SAMPLE
SpikeList File: curveall.spk Quant Type: ISTD
Sublist File: NJTCLtba.sub
Method File: \\Orgserv2\ff\chem\GCMSVOA\Voa105.i\140917.b\liq8260B.m
Misc Info: wg722869,ical10058

SURROGATE COMPOUND	AMOUNT ADDED ngs	AMOUNT RECOVERED ngs	% RECOVERED	LIMITS
$ 32 dibromofluorometha	100.000	101.154	101.15	70-130
$ 38 1,2-dichloroethane	100.000	109.742	109.74	70-130
$ 53 toluene-d8	100.000	103.601	103.60	70-130
$ 75 4-bromofluorobenze	100.000	82.802	82.80	70-130

Data File: \\Orgserv2\ff\chem\GCMSVOA\Voa105.i\140917.b\0917A05.D
Date : 17-SEP-2014 10:54
Client ID:
Sample Info: wg722869-3,31,10
Purge Volume: 10.0
Column phase:

Instrument: Voa105.i
Operator: PD
Column diameter: 0.18

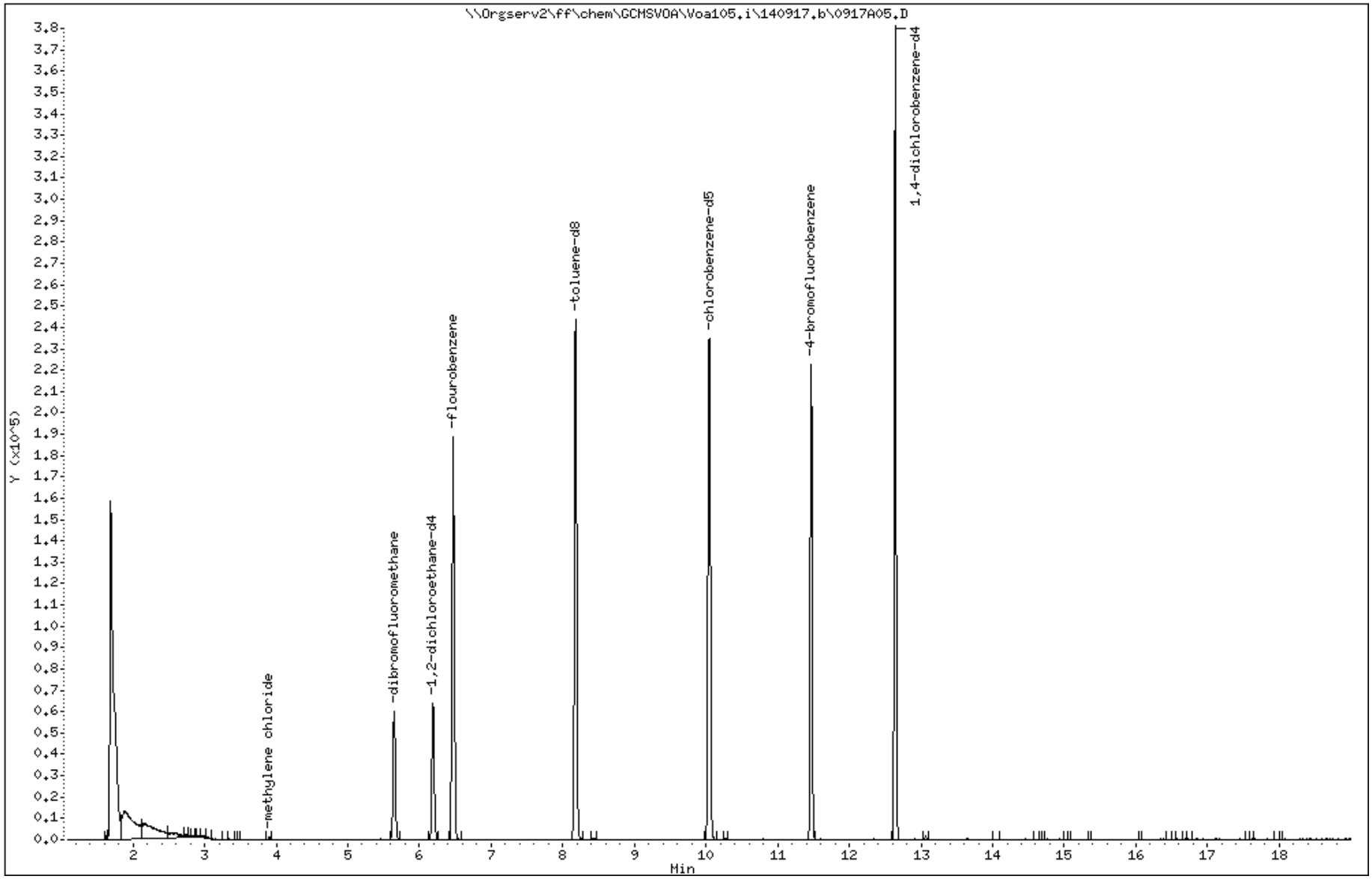

Data File: \\Orgserv2\ff\chem\GCMSVOA\Voa105.i\140917.b\0917A05.D

Date : 17-SEP-2014 10:54

Client ID:

Instrument: Voa105.i

Sample Info: wg722869-3,31,10

Purge Volume: 10.0

Operator: PD

Column phase:

Column diameter: 0.18

11 methylene chloride

Concentration: 1.135 ngs

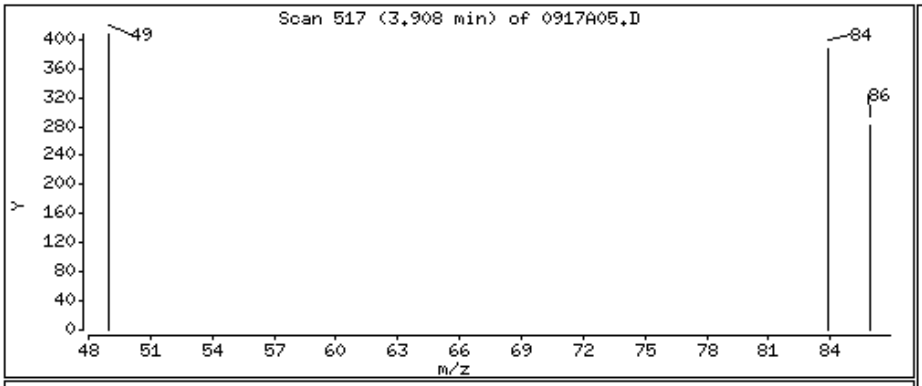

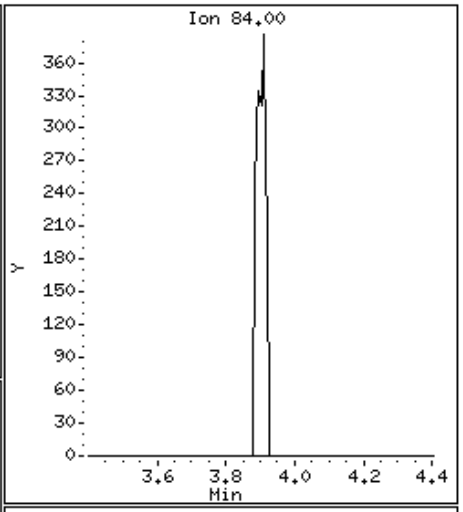

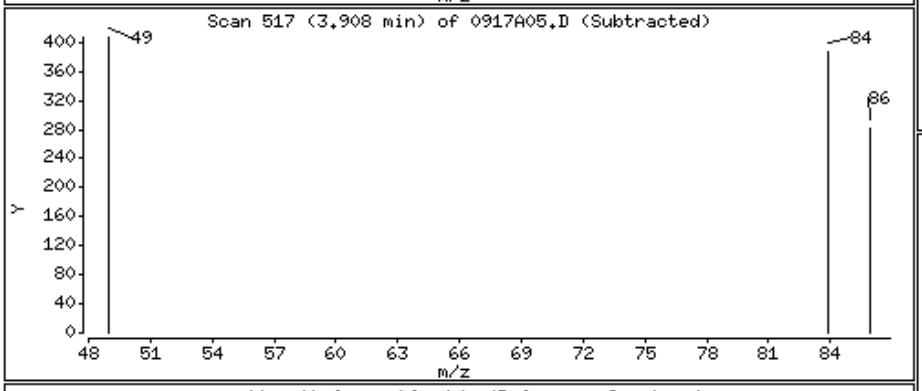

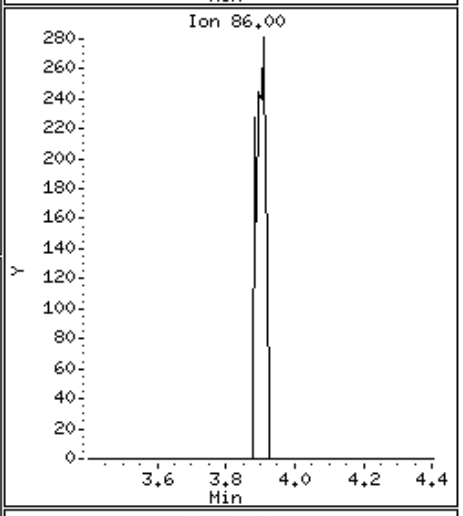

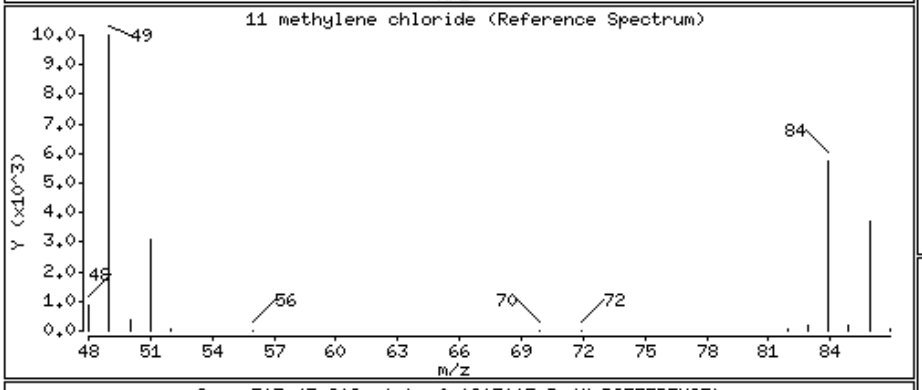

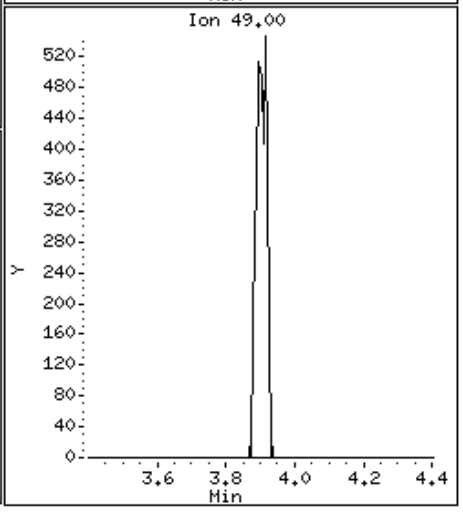

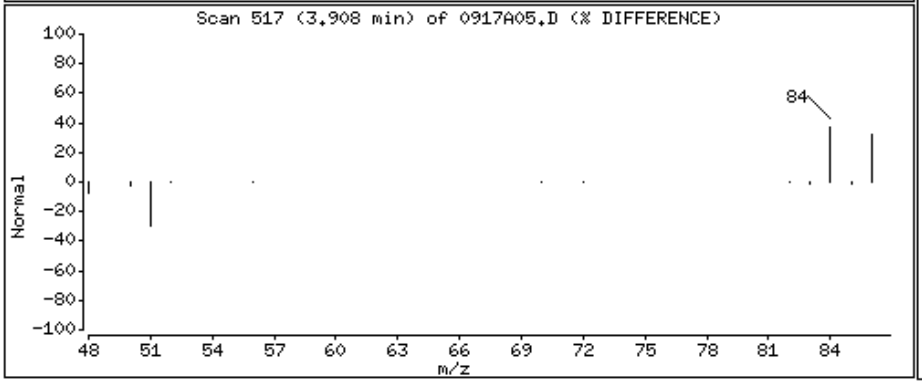

Alpha Analytical Labs

Manual Integration

Sample Info	: wg722869-3,31,10 wg722869,ical10058		
Instrument ID	: Voa105.i		
Method	: liq8260B.m		
File	: 0917A05.D		
Injection Date	: 17-SEP-2014 10:54		
Quantitation	: ISTD	Integrator : HP RTE	
Dilution Factor	: 1.00	Sample Type: SAMPLE	

There are no manual integrations in this file.

Alpha Analytical Labs

gc/ms voa - VOA105

Data file : \\Orgserv2\ff\chem\GCMSVOA\Voa105.i\140918.b\0918A06.D
Lab Smp Id:
Inj Date : 18-SEP-2014 11:06
Operator : PD Inst ID: Voa105.i
Smp Info : wg723247-3,31,10
Misc Info : wg723247,ical10058
Comment :
Method : \\Orgserv2\ff\chem\GCMSVOA\Voa105.i\140918.b\liq8260B.m
Meth Date : 18-Sep-2014 14:21 pduczmalew Quant Type: ISTD
Cal Date : 04-SEP-2014 00:38 Cal File: 0903A13.D
Als bottle: 6
Dil Factor: 1.00000
Integrator: HP RTE Compound Sublist: NJTCLtba.sub
Target Version: 4.12
Processing Host: VIRTUALXP-76524

Concentration Formula: Amt * DF * CpndVariable
Cpnd Variable Local Compound Variable

	Compounds	QUANT SIG MASS	RT	EXP RT	REL RT	RESPONSE	CONCENTRATIONS ON-COLUMN (ngs)	FINAL (ngs)	REVIEW CODE
1	dichlorodifluoromethane	85	Compound Not Detected.						
2	chloromethane	50	Compound Not Detected.						
3	vinyl chloride	62	Compound Not Detected.						
4	bromomethane	94	Compound Not Detected.						
5	chloroethane	64	Compound Not Detected.						
6	trichlorofluoromethane	101	Compound Not Detected.						
8	1,1,-dichloroethene	96	Compound Not Detected.						
9	carbon disulfide	76	Compound Not Detected.						
10	freon-113	101	Compound Not Detected.						
11	methylene chloride	84	Compound Not Detected.						
13	acetone	43	Compound Not Detected.						
14	trans-1,2-dichloroethene	96	Compound Not Detected.						
15	Methyl Acetate	43	Compound Not Detected.						
16	methyl tert butyl ether	73	Compound Not Detected.						
17	Tert-Butyl Alcohol	59	Compound Not Detected.						
19	1,1-dichloroethane	63	Compound Not Detected.						
24	cis-1,2-dichloroethene	96	Compound Not Detected.						
27	bromochloromethane	128	Compound Not Detected.						
26	Cyclohexane	56	Compound Not Detected.						
28	chloroform	83	Compound Not Detected.						
30	carbontetrachloride	117	Compound Not Detected.						
$ 32	dibromofluoromethane	113	5.648	5.648	(0.873)	49718	103.616	103.616	
33	1,1,1-trichloroethane	97	Compound Not Detected.						
34	2-butanone	43	Compound Not Detected.						
36	benzene	78	Compound Not Detected.						
$ 38	1,2-dichloroethane-d4	65	6.188	6.188	(0.956)	51065	111.373	111.373	
39	1,2-dichloroethane	62	Compound Not Detected.						
* 41	flourobenzene	96	6.472	6.472	(1.000)	213288	100.000		
42	methyl cyclohexane	83	Compound Not Detected.						

	Compounds	QUANT SIG MASS	RT	EXP RT	REL RT	RESPONSE	CONCENTRATIONS ON-COLUMN (ngs)	CONCENTRATIONS FINAL (ngs)	REVIEW CODE
	43 trichloroethene	95	Compound Not Detected.						
	46 1,2-dichloropropane	63	Compound Not Detected.						
	47 bromodichloromethane	83	Compound Not Detected.						
	49 1,4-Dioxane	88	Compound Not Detected.						
	52 cis-1,3-dichloropropene	75	Compound Not Detected.						
$	53 toluene-d8	98	8.180	8.180	(0.814)	206254	102.106	102.106	
	54 toluene	92	Compound Not Detected.						
	56 4-methyl-2-pentanone	58	Compound Not Detected.						
	55 tetrachloroethene	166	Compound Not Detected.						
	57 trans-1,3-dichloropropene	75	Compound Not Detected.						
	60 1,1,2-trichloroethane	83	Compound Not Detected.						
	61 chlorodibromomethane	129	Compound Not Detected.						
	64 1,2-dibromoethane	107	Compound Not Detected.						
	65 2-hexanone	43	Compound Not Detected.						
*	66 chlorobenzene-d5	117	10.046	10.040	(1.000)	182399	100.000		
	67 chlorobenzene	112	Compound Not Detected.						
	68 ethyl benzene	91	Compound Not Detected.						
	70 p/m xylene	106	Compound Not Detected.						
	71 o xylene	106	Compound Not Detected.						
	72 styrene	104	Compound Not Detected.						
	73 bromoform	173	Compound Not Detected.						
	74 isopropylbenzene	105	Compound Not Detected.						
$	75 4-bromofluorobenzene	95	11.464	11.470	(0.907)	94068	81.2388	81.238	
	79 1,1,2,2,-tetrachloroethane	83	Compound Not Detected.						
	92 1,3-dichlorobenzene	146	Compound Not Detected.						
*	93 1,4-dichlorobenzene-d4	152	12.643	12.643	(1.000)	111689	100.000		
	94 1,4-dichlorobenzene	146	Compound Not Detected.						
	97 1,2-dichlorobenzene	146	Compound Not Detected.						
	99 1,2-dibromo-3-chloropropane	75	Compound Not Detected.						
	102 1,2,4-trichlorobenzene	180	Compound Not Detected.						
	104 1,2,3-trichlorobenzene	180	Compound Not Detected.						

Alpha Analytical Labs

gc/ms voa - VOA105

Data file : \\Orgserv2\ff\chem\GCMSVOA\Voa105.i\140918.b\0918A06.D
Lab Smp Id:
Inj Date : 18-SEP-2014 11:06
Operator : PD Inst ID: Voa105.i
Smp Info : wg723247-3,31,10
Misc Info : wg723247,ical10058
Comment :
Method : \\Orgserv2\ff\chem\GCMSVOA\Voa105.i\140918.b\liq8260B.m
Meth Date : 18-Sep-2014 14:21 pduczmalew Quant Type: ISTD
Cal Date : 04-SEP-2014 00:38 Cal File: 0903A13.D
Als bottle: 6
Dil Factor: 1.00000
Integrator: HP RTE Compound Sublist: NJTCLtba.sub
Target Version: 4.12
Processing Host: VIRTUALXP-76524

- NO TENTATIVELY IDENTIFIED COMPOUNDS -

Alpha Analytical Labs

INTERNAL STANDARD COMPOUNDS
AREA AND RT SUMMARY

Instrument ID: Voa105.i
Lab File ID: 0918A06.D
Lab Smp Id:
Analysis Type: VOA
Quant Type: ISTD
Operator: PD
Method File: \\Orgserv2\ff\chem\GCMSVOA\Voa105.i\140918.b\liq8260B.m
Misc Info: wg723247,ical10058

Calibration Date: 18-SEP-2014
Calibration Time: 09:14
Level: LOW
Sample Type: WATER

Test Mode:
Use Last Continuing Calibrator.
If Continuing Cal. use Initial Cal. Level 3

COMPOUND	STANDARD	AREA LIMIT LOWER	AREA LIMIT UPPER	SAMPLE	%DIFF
41 flourobenzene	226023	113012	452046	213288	-5.63
66 chlorobenzene-d5	206903	103452	413806	182399	-11.84
93 1,4-dichlorobenze	132435	66218	264870	111689	-15.67

COMPOUND	STANDARD	RT LIMIT LOWER	RT LIMIT UPPER	SAMPLE	%DIFF
41 flourobenzene	6.47	5.97	6.97	6.47	-0.00
66 chlorobenzene-d5	10.04	9.54	10.54	10.05	0.05
93 1,4-dichlorobenze	12.64	12.14	13.14	12.64	-0.00

AREA UPPER LIMIT = +100% of internal standard area.
AREA LOWER LIMIT = - 50% of internal standard area.
RT UPPER LIMIT = + 0.50 minutes of internal standard RT.
RT LOWER LIMIT = - 0.50 minutes of internal standard RT.

Alpha Analytical Labs

RECOVERY REPORT

Client Name: Client SDG: SDGa00307
Sample Matrix: LIQUID Fraction: VOA
Lab Smp Id:
Level: LOW Operator: PD
Data Type: MS DATA SampleType: SAMPLE
SpikeList File: curveall.spk Quant Type: ISTD
Sublist File: NJTCLtba.sub
Method File: \\Orgserv2\ff\chem\GCMSVOA\Voa105.i\140918.b\liq8260B.m
Misc Info: wg723247,ical10058

SURROGATE COMPOUND	AMOUNT ADDED ngs	AMOUNT RECOVERED ngs	% RECOVERED	LIMITS
$ 32 dibromofluorometha	100.000	103.616	103.62	70-130
$ 38 1,2-dichloroethane	100.000	111.373	111.37	70-130
$ 53 toluene-d8	100.000	102.106	102.11	70-130
$ 75 4-bromofluorobenze	100.000	81.238	81.24	70-130

Data File: \\Orgserv2\ff\chem\GCMSVOA\Voa105.i\140918.b\0918A06.D
Date : 18-SEP-2014 11:06
Client ID:
Sample Info: wg723247-3,31,10
Purge Volume: 10.0
Column phase:

Instrument: Voa105.i
Operator: PD
Column diameter: 0.18

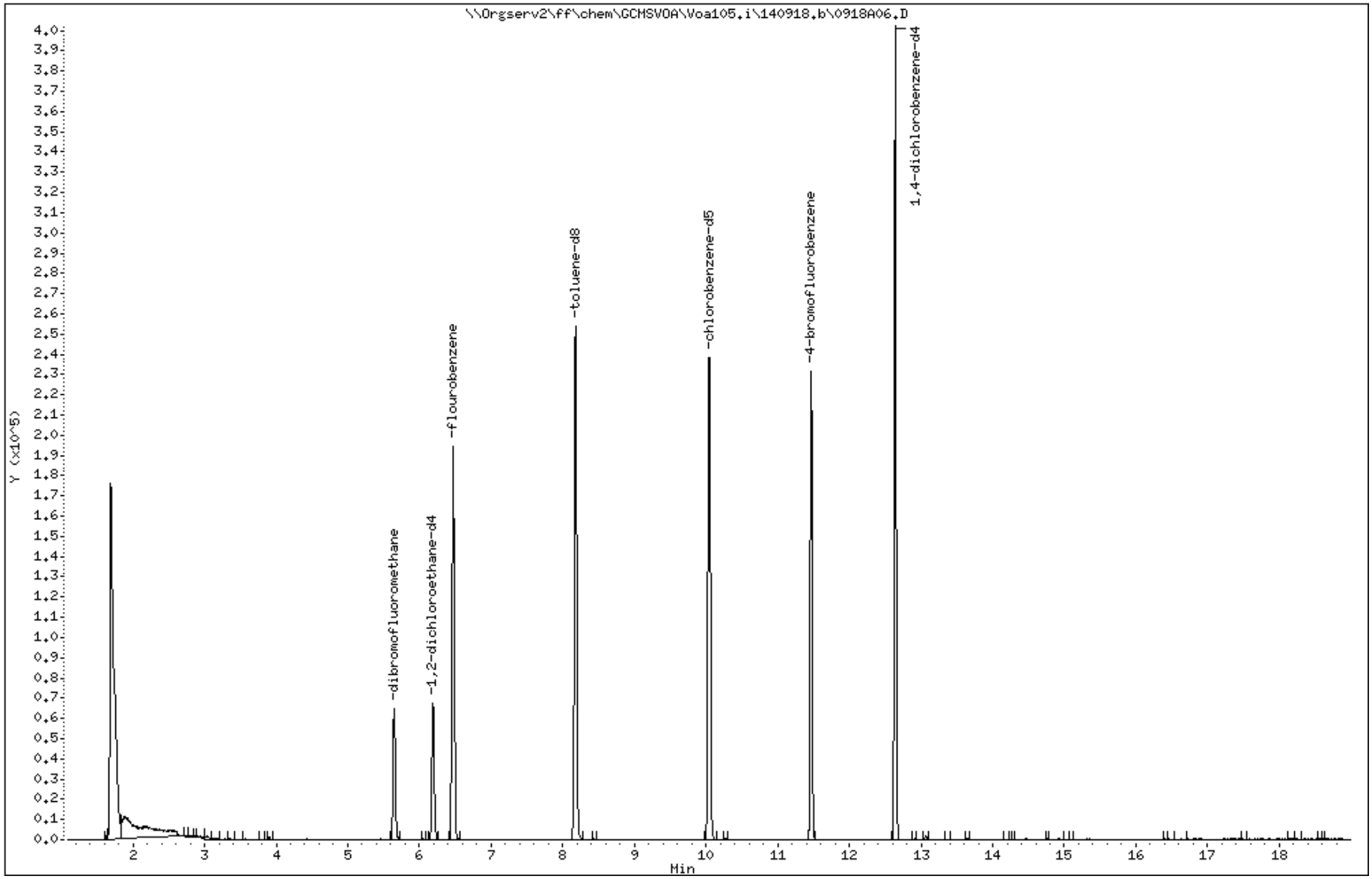

Alpha Analytical Labs

Manual Integration

Sample Info	: wg723247-3,31,10 wg723247,ical10058		
Instrument ID	: Voa105.i		
Method	: liq8260B.m		
File	: 0918A06.D		
Injection Date	: 18-SEP-2014 11:06		
Quantitation	: ISTD	Integrator : HP RTE	
Dilution Factor	: 1.00	Sample Type: SAMPLE	

There are no manual integrations in this file.

Alpha Analytical Labs

gc/ms voa - VOA101

Data file : \\Orgserv2\ff\chem\GCMSVOA\Voa108.i\140918.b\0918A05.D
Lab Smp Id:
Inj Date : 18-SEP-2014 12:49
Operator : PD Inst ID: Voa108.i
Smp Info : wg723273-3,31,10
Misc Info : wg723273,ical10053
Comment :
Method : \\Orgserv2\ff\chem\GCMSVOA\Voa108.i\140918.b\liq8260C.m
Meth Date : 18-Sep-2014 15:10 pduczmalew Quant Type: ISTD
Cal Date : 03-SEP-2014 03:47 Cal File: 0902N13.D
Als bottle: 5
Dil Factor: 1.00000
Integrator: HP RTE Compound Sublist: NJTCLtba.sub
Target Version: 4.12
Processing Host: VIRTUALXP-76524

Concentration Formula: Amt * DF * 0.1 * CpndVariable
Cpnd Variable Local Compound Variable

	Compounds	QUANT SIG MASS	RT	EXP RT	REL RT	RESPONSE	CONCENTRATIONS ON-COLUMN (ngs)	FINAL (ngs)	REVIEW CODE
1	dichlorodifluoromethane	85	Compound Not Detected.						
2	chloromethane	50	Compound Not Detected.						
3	vinyl chloride	62	Compound Not Detected.						
4	bromomethane	94	Compound Not Detected.						
5	chloroethane	64	Compound Not Detected.						
6	trichlorofluoromethane	101	Compound Not Detected.						
9	1,1,-dichloroethene	96	Compound Not Detected.						
11	freon-113	101	Compound Not Detected.						
10	carbon disulfide	76	Compound Not Detected.						
15	methylene chloride	84	Compound Not Detected.						
16	acetone	43	Compound Not Detected.						
17	trans-1,2-dichloroethene	96	Compound Not Detected.						
18	Methyl Acetate	43	Compound Not Detected.						
19	methyl tert butyl ether	73	Compound Not Detected.						
20	Tert-Butyl Alcohol	59	Compound Not Detected.						
22	1,1-dichloroethane	63	Compound Not Detected.						
27	cis-1,2-dichloroethene	96	Compound Not Detected.						
29	bromochloromethane	128	Compound Not Detected.						
30	Cyclohexane	56	Compound Not Detected.						
31	chloroform	83	Compound Not Detected.						
33	carbontetrachloride	117	Compound Not Detected.						
$ 36	dibromofluoromethane	113	5.369	5.369	(0.868)	54648	109.551	10.955	
37	1,1,1-trichloroethane	97	Compound Not Detected.						
38	2-butanone	43	Compound Not Detected.						
40	benzene	78	Compound Not Detected.						
$ 42	1,2-dichloroethane-d4	65	5.907	5.907	(0.955)	58605	91.0532	9.105	
43	1,2-dichloroethane	62	Compound Not Detected.						
* 46	flourobenzene	96	6.186	6.183	(1.000)	194932	100.000		
48	trichloroethene	95	Compound Not Detected.						

			QUANT SIG MASS	RT	EXP RT	REL RT	RESPONSE	CONCENTRATIONS ON-COLUMN (ngs)	CONCENTRATIONS FINAL (ngs)	REVIEW CODE
	47	methyl cyclohexane	83	Compound Not Detected.						
	52	1,2-dichloropropane	63	Compound Not Detected.						
	53	bromodichloromethane	83	Compound Not Detected.						
	54	1,4-Dioxane	88	Compound Not Detected.						
	57	cis-1,3-dichloropropene	75	Compound Not Detected.						
$	58	toluene-d8	98	7.881	7.881	(0.810)	192591	90.6743	9.067	
	59	toluene	92	Compound Not Detected.						
	60	4-methyl-2-pentanone	58	Compound Not Detected.						
	61	tetrachloroethene	166	Compound Not Detected.						
	62	trans-1,3-dichloropropene	75	Compound Not Detected.						
	66	1,1,2-trichloroethane	83	Compound Not Detected.						
	67	chlorodibromomethane	129	Compound Not Detected.						
	70	1,2-dibromoethane	107	Compound Not Detected.						
	71	2-hexanone	43	Compound Not Detected.						
*	72	chlorobenzene-d5	117	9.730	9.727	(1.000)	156961	100.000		
	73	chlorobenzene	112	Compound Not Detected.						
	74	ethyl benzene	91	Compound Not Detected.						
	76	p/m xylene	106	Compound Not Detected.						
	77	o xylene	106	Compound Not Detected.						
	78	styrene	104	Compound Not Detected.						
	79	bromoform	173	Compound Not Detected.						
	80	isopropylbenzene	105	Compound Not Detected.						
$	81	4-bromofluorobenzene	95	11.200	11.197	(0.904)	75306	100.632	10.063	
	85	1,1,2,2,-tetrachloroethane	83	Compound Not Detected.						
	97	1,3-dichlorobenzene	146	Compound Not Detected.						
*	98	1,4-dichlorobenzene-d4	152	12.388	12.385	(1.000)	74101	100.000		
	99	1,4-dichlorobenzene	146	Compound Not Detected.						
	102	1,2-dichlorobenzene	146	Compound Not Detected.						
	104	1,2-dibromo-3-chloropropane	75	Compound Not Detected.						
	107	1,2,4-trichlorobenzene	180	Compound Not Detected.						
	109	1,2,3-trichlorobenzene	180	Compound Not Detected.						

Alpha Analytical Labs

gc/ms voa - VOA101

Data file : \\Orgserv2\ff\chem\GCMSVOA\Voa108.i\140918.b\0918A05.D
Lab Smp Id:
Inj Date : 18-SEP-2014 12:49
Operator : PD Inst ID: Voa108.i
Smp Info : wg723273-3,31,10
Misc Info : wg723273,ical10053
Comment :
Method : \\Orgserv2\ff\chem\GCMSVOA\Voa108.i\140918.b\liq8260C.m
Meth Date : 18-Sep-2014 15:10 pduczmalew Quant Type: ISTD
Cal Date : 03-SEP-2014 03:47 Cal File: 0902N13.D
Als bottle: 5
Dil Factor: 1.00000
Integrator: HP RTE Compound Sublist: NJTCLtba.sub
Target Version: 4.12
Processing Host: VIRTUALXP-76524

- NO TENTATIVELY IDENTIFIED COMPOUNDS -

Alpha Analytical Labs

INTERNAL STANDARD COMPOUNDS
AREA AND RT SUMMARY

Instrument ID: Voa108.i
Calibration Date: 18-SEP-2014
Lab File ID: 0918A05.D
Calibration Time: 11:24
Lab Smp Id:
Analysis Type: VOA
Level: LOW
Quant Type: ISTD
Sample Type: WATER
Operator: PD
Method File: \\Orgserv2\ff\chem\GCMSVOA\Voa108.i\140918.b\liq8260C.m
Misc Info: wg723273,ical10053

Test Mode:
Use Last Continuing Calibrator.
If Continuing Cal. use Initial Cal. Level 3

		AREA LIMIT			
COMPOUND	STANDARD	LOWER	UPPER	SAMPLE	%DIFF
46 flourobenzene	217316	108658	434632	194932	-10.30
72 chlorobenzene-d5	178985	89493	357970	156961	-12.30
98 1,4-dichlorobenze	97237	48619	194474	74101	-23.79

		RT LIMIT			
COMPOUND	STANDARD	LOWER	UPPER	SAMPLE	%DIFF
46 flourobenzene	6.18	5.68	6.68	6.19	0.04
72 chlorobenzene-d5	9.73	9.23	10.23	9.73	0.03
98 1,4-dichlorobenze	12.39	11.89	12.89	12.39	0.02

AREA UPPER LIMIT = +100% of internal standard area.
AREA LOWER LIMIT = - 50% of internal standard area.
RT UPPER LIMIT = + 0.50 minutes of internal standard RT.
RT LOWER LIMIT = - 0.50 minutes of internal standard RT.

Alpha Analytical Labs

RECOVERY REPORT

Client Name: Client SDG: SDGa00307
Sample Matrix: LIQUID Fraction: VOA
Lab Smp Id:
Level: LOW Operator: PD
Data Type: MS DATA SampleType: SAMPLE
SpikeList File: curveallim.spk Quant Type: ISTD
Sublist File: NJTCLtba.sub
Method File: \\Orgserv2\ff\chem\GCMSVOA\Voa108.i\140918.b\liq8260C.m
Misc Info: wg723273,ical10053

SURROGATE COMPOUND	AMOUNT ADDED ngs	AMOUNT RECOVERED ngs	% RECOVERED	LIMITS
$ 36 dibromofluorometha	100.000	109.550	109.55	70-130
$ 42 1,2-dichloroethane	100.000	91.053	91.05	70-130
$ 58 toluene-d8	100.000	90.674	90.67	70-130
$ 81 4-bromofluorobenze	100.000	100.632	100.63	70-130

Data File: \\Orgserv2\ff\chem\GCMSVOA\Voa108.i\140918.b\0918A05.D
Date : 18-SEP-2014 12:49
Client ID:
Sample Info: wg723273-3,31,10
Purge Volume: 10.0
Column phase:

Instrument: Voa108.i
Operator: PD
Column diameter: 0.18

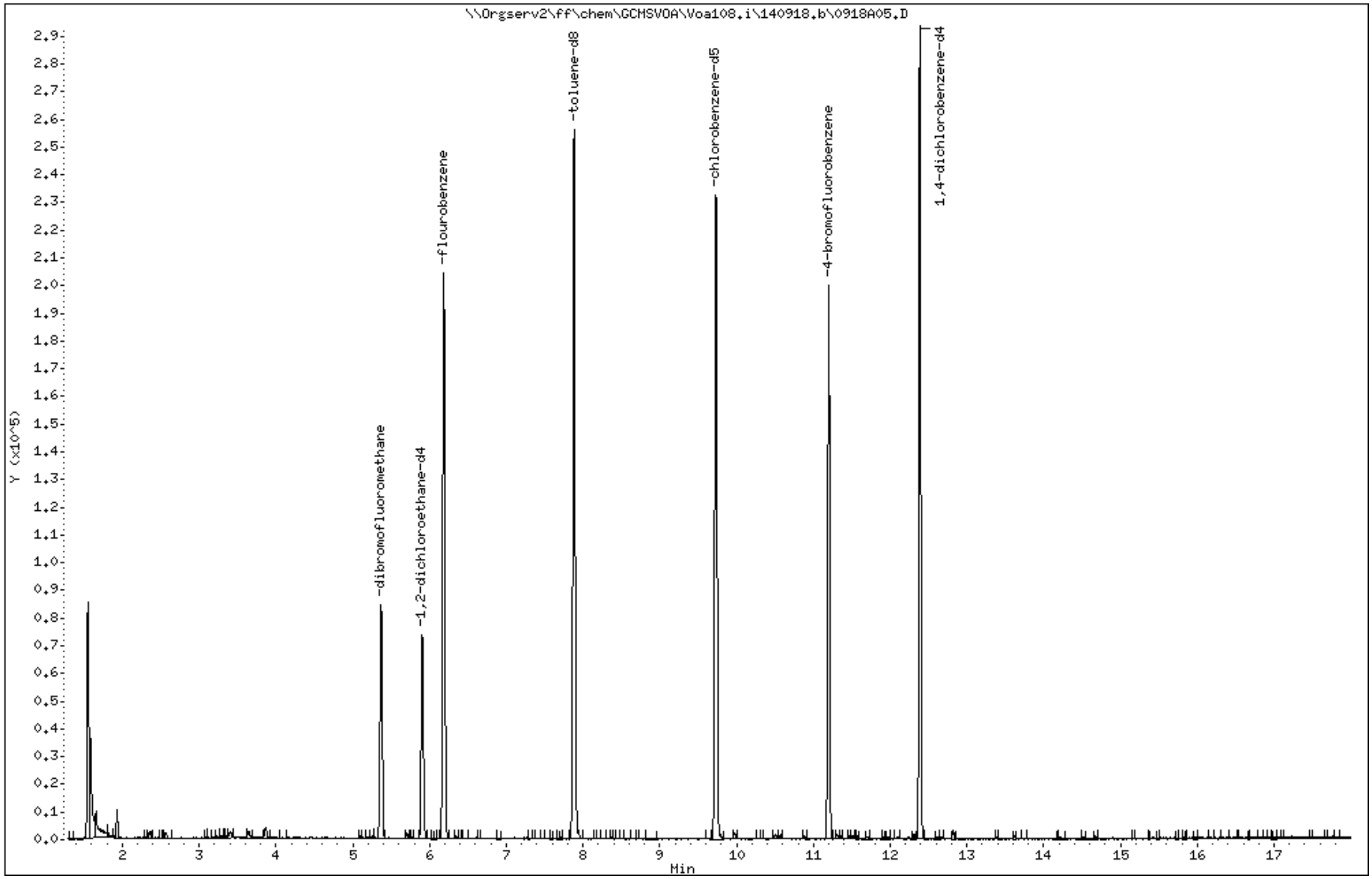

Alpha Analytical Labs

Manual Integration

Sample Info	: wg723273-3,31,10 wg723273,ical10053		
Instrument ID	: Voa108.i		
Method	: liq8260C.m		
File	: 0918A05.D		
Injection Date	: 18-SEP-2014 12:49		
Quantitation	: ISTD	Integrator : HP RTE	
Dilution Factor	: 1.00	Sample Type: SAMPLE	

There are no manual integrations in this file.

Alpha Analytical Labs

gc/ms voa - VOA105

Data file : \\Orgserv2\ff\chem\GCMSVOA\Voa105.i\140919.b\0919A05.D
Lab Smp Id:
Inj Date : 19-SEP-2014 10:51
Operator : PD Inst ID: Voa105.i
Smp Info : wg723644-3,31,10
Misc Info : wg723644,ical10058
Comment :
Method : \\Orgserv2\ff\chem\GCMSVOA\Voa105.i\140919.b\liq8260B.m
Meth Date : 19-Sep-2014 14:58 pduczmalew Quant Type: ISTD
Cal Date : 04-SEP-2014 00:38 Cal File: 0903A13.D
Als bottle: 5
Dil Factor: 1.00000
Integrator: HP RTE Compound Sublist: NJTCL.sub
Target Version: 4.12
Processing Host: VIRTUALXP-76524

Concentration Formula: Amt * DF * CpndVariable
Cpnd Variable Local Compound Variable

	Compounds	QUANT SIG MASS	RT	EXP RT	REL RT	RESPONSE	CONCENTRATIONS ON-COLUMN (ngs)	FINAL (ngs)	REVIEW CODE
	1 dichlorodifluoromethane	85	Compound Not Detected.						
	2 chloromethane	50	Compound Not Detected.						
	3 vinyl chloride	62	Compound Not Detected.						
	4 bromomethane	94	Compound Not Detected.						
	5 chloroethane	64	Compound Not Detected.						
	6 trichlorofluoromethane	101	Compound Not Detected.						
	8 1,1,-dichloroethene	96	Compound Not Detected.						
	9 carbon disulfide	76	Compound Not Detected.						
	10 freon-113	101	Compound Not Detected.						
	11 methylene chloride	84	Compound Not Detected.						
	13 acetone	43	Compound Not Detected.						
	14 trans-1,2-dichloroethene	96	Compound Not Detected.						
	15 Methyl Acetate	43	Compound Not Detected.						
	16 methyl tert butyl ether	73	Compound Not Detected.						
	19 1,1-dichloroethane	63	Compound Not Detected.						
	24 cis-1,2-dichloroethene	96	Compound Not Detected.						
	27 bromochloromethane	128	Compound Not Detected.						
	26 Cyclohexane	56	Compound Not Detected.						
	28 chloroform	83	Compound Not Detected.						
	30 carbontetrachloride	117	Compound Not Detected.						
$	32 dibromofluoromethane	113	5.642	5.648	(0.872)	40124	102.168	102.167	
	33 1,1,1-trichloroethane	97	Compound Not Detected.						
	34 2-butanone	43	Compound Not Detected.						
	36 benzene	78	Compound Not Detected.						
$	38 1,2-dichloroethane-d4	65	6.188	6.188	(0.956)	40531	108.004	108.003	
	39 1,2-dichloroethane	62	Compound Not Detected.						
*	41 flourobenzene	96	6.472	6.472	(1.000)	174571	100.000		
	42 methyl cyclohexane	83	Compound Not Detected.						

	Compounds	QUANT SIG MASS	RT	EXP RT	REL RT	RESPONSE	CONCENTRATIONS ON-COLUMN (ngs)	CONCENTRATIONS FINAL (ngs)	REVIEW CODE
	43 trichloroethene	95	Compound Not Detected.						
	46 1,2-dichloropropane	63	Compound Not Detected.						
	47 bromodichloromethane	83	Compound Not Detected.						
	49 1,4-Dioxane	88	Compound Not Detected.						
	52 cis-1,3-dichloropropene	75	Compound Not Detected.						
$	53 toluene-d8	98	8.180	8.180	(0.814)	175756	104.879	104.879	
	54 toluene	92	Compound Not Detected.						
	56 4-methyl-2-pentanone	58	Compound Not Detected.						
	55 tetrachloroethene	166	Compound Not Detected.						
	57 trans-1,3-dichloropropene	75	Compound Not Detected.						
	60 1,1,2-trichloroethane	83	Compound Not Detected.						
	61 chlorodibromomethane	129	Compound Not Detected.						
	64 1,2-dibromoethane	107	Compound Not Detected.						
	65 2-hexanone	43	Compound Not Detected.						
*	66 chlorobenzene-d5	117	10.046	10.040	(1.000)	151319	100.000		
	67 chlorobenzene	112	Compound Not Detected.						
	68 ethyl benzene	91	Compound Not Detected.						
	70 p/m xylene	106	Compound Not Detected.						
	71 o xylene	106	Compound Not Detected.						
	72 styrene	104	Compound Not Detected.						
	73 bromoform	173	Compound Not Detected.						
	74 isopropylbenzene	105	Compound Not Detected.						
$	75 4-bromofluorobenzene	95	11.470	11.464	(0.907)	76945	85.6721	85.672	
	79 1,1,2,2,-tetrachloroethane	83	Compound Not Detected.						
	92 1,3-dichlorobenzene	146	Compound Not Detected.						
*	93 1,4-dichlorobenzene-d4	152	12.643	12.643	(1.000)	86631	100.000		
	94 1,4-dichlorobenzene	146	Compound Not Detected.						
	97 1,2-dichlorobenzene	146	Compound Not Detected.						
	99 1,2-dibromo-3-chloropropane	75	Compound Not Detected.						
	102 1,2,4-trichlorobenzene	180	Compound Not Detected.						
	104 1,2,3-trichlorobenzene	180	Compound Not Detected.						

Alpha Analytical Labs

gc/ms voa - VOA105

Data file : \\Orgserv2\ff\chem\GCMSVOA\Voa105.i\140919.b\0919A05.D
Lab Smp Id:
Inj Date : 19-SEP-2014 10:51
Operator : PD Inst ID: Voa105.i
Smp Info : wg723644-3,31,10
Misc Info : wg723644,ical10058
Comment :
Method : \\Orgserv2\ff\chem\GCMSVOA\Voa105.i\140919.b\liq8260B.m
Meth Date : 19-Sep-2014 14:58 pduczmalew Quant Type: ISTD
Cal Date : 04-SEP-2014 00:38 Cal File: 0903A13.D
Als bottle: 5
Dil Factor: 1.00000
Integrator: HP RTE Compound Sublist: NJTCL.sub
Target Version: 4.12
Processing Host: VIRTUALXP-76524

- NO TENTATIVELY IDENTIFIED COMPOUNDS -

Alpha Analytical Labs

INTERNAL STANDARD COMPOUNDS
AREA AND RT SUMMARY

Instrument ID: Voa105.i
Lab File ID: 0919A05.D
Lab Smp Id:
Analysis Type: VOA
Quant Type: ISTD
Operator: PD
Method File: \\Orgserv2\ff\chem\GCMSVOA\Voa105.i\140919.b\liq8260B.m
Misc Info: wg723644,ical10058

Calibration Date: 19-SEP-2014
Calibration Time: 09:28

Level: LOW
Sample Type: WATER

Test Mode:
Use Last Continuing Calibrator.
If Continuing Cal. use Initial Cal. Level 3

COMPOUND	STANDARD	AREA LIMIT LOWER	AREA LIMIT UPPER	SAMPLE	%DIFF
41 flourobenzene	177125	88563	354250	174571	-1.44
66 chlorobenzene-d5	159096	79548	318192	151319	-4.89
93 1,4-dichlorobenze	96748	48374	193496	86631	-10.46

COMPOUND	STANDARD	RT LIMIT LOWER	RT LIMIT UPPER	SAMPLE	%DIFF
41 flourobenzene	6.47	5.97	6.97	6.47	0.00
66 chlorobenzene-d5	10.04	9.54	10.54	10.05	0.06
93 1,4-dichlorobenze	12.64	12.14	13.14	12.64	0.00

AREA UPPER LIMIT = +100% of internal standard area.
AREA LOWER LIMIT = - 50% of internal standard area.
RT UPPER LIMIT = + 0.50 minutes of internal standard RT.
RT LOWER LIMIT = - 0.50 minutes of internal standard RT.

Alpha Analytical Labs

RECOVERY REPORT

Client Name: Client SDG: SDGa00307
Sample Matrix: LIQUID Fraction: VOA
Lab Smp Id:
Level: LOW Operator: PD
Data Type: MS DATA SampleType: SAMPLE
SpikeList File: curveall.spk Quant Type: ISTD
Sublist File: NJTCL.sub
Method File: \\Orgserv2\ff\chem\GCMSVOA\Voa105.i\140919.b\liq8260B.m
Misc Info: wg723644,ical10058

SURROGATE COMPOUND	AMOUNT ADDED ngs	AMOUNT RECOVERED ngs	% RECOVERED	LIMITS
$ 32 dibromofluorometha	100.000	102.167	102.17	70-130
$ 38 1,2-dichloroethane	100.000	108.003	108.00	70-130
$ 53 toluene-d8	100.000	104.879	104.88	70-130
$ 75 4-bromofluorobenze	100.000	85.672	85.67	70-130

Data File: \\Orgserv2\ff\chem\GCMSVOA\Voa105.i\140919.b\0919A05.D
Date : 19-SEP-2014 10:51
Client ID:
Instrument: Voa105.i
Sample Info: wg723644-3,31,10
Purge Volume: 10.0
Operator: PD
Column phase:
Column diameter: 0.18

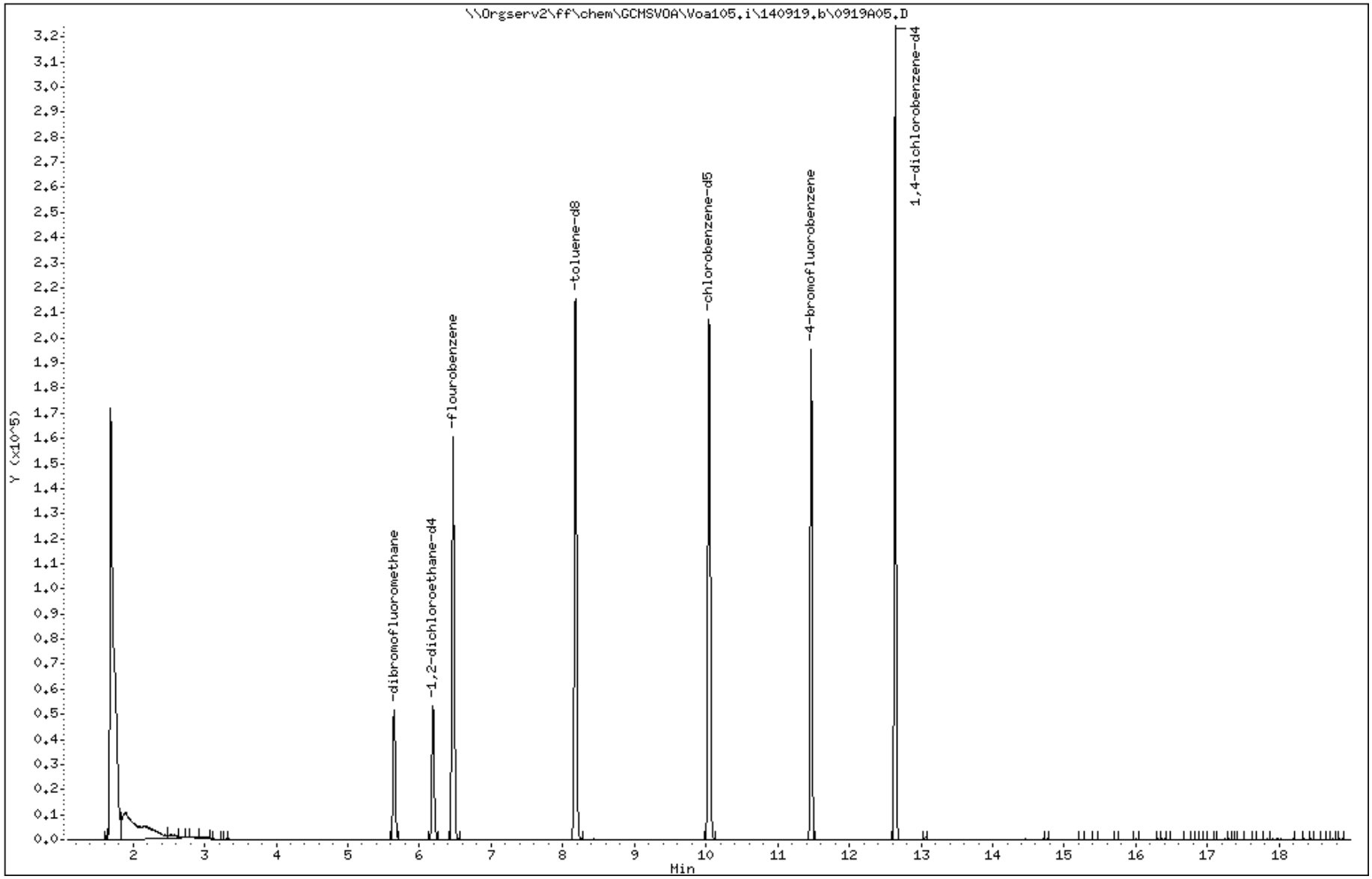

Alpha Analytical Labs

Manual Integration

Sample Info	: wg723644-3,31,10 wg723644,ical10058		
Instrument ID	: Voa105.i		
Method	: liq8260B.m		
File	: 0919A05.D		
Injection Date	: 19-SEP-2014 10:51		
Quantitation	: ISTD	Integrator : HP RTE	
Dilution Factor	: 1.00	Sample Type: SAMPLE	

There are no manual integrations in this file.

Alpha Analytical Labs

gc/ms voa - VOA105

Data file : \\Orgserv2\ff\chem\GCMSVOA\Voa105.i\140920.b\0920A05.D
Lab Smp Id:
Inj Date : 20-SEP-2014 17:08
Operator : PD Inst ID: Voa105.i
Smp Info : wg723893-3,31,10
Misc Info : wg723893,ical10058
Comment :
Method : \\Orgserv2\ff\chem\GCMSVOA\Voa105.i\140920.b\liq8260B.m
Meth Date : 20-Sep-2014 16:39 pduczmalew Quant Type: ISTD
Cal Date : 04-SEP-2014 00:38 Cal File: 0903A13.D
Als bottle: 5
Dil Factor: 1.00000
Integrator: HP RTE Compound Sublist: NJTCL.sub
Target Version: 4.12
Processing Host: VIRTUALXP-76524

Concentration Formula: Amt * DF * CpndVariable
Cpnd Variable Local Compound Variable

	Compounds	QUANT SIG MASS	RT	EXP RT	REL RT	RESPONSE	CONCENTRATIONS ON-COLUMN (ngs)	FINAL (ngs)	REVIEW CODE
	1 dichlorodifluoromethane	85	Compound Not Detected.						
	2 chloromethane	50	Compound Not Detected.						
	3 vinyl chloride	62	Compound Not Detected.						
	4 bromomethane	94	Compound Not Detected.						
	5 chloroethane	64	Compound Not Detected.						
	6 trichlorofluoromethane	101	Compound Not Detected.						
	8 1,1,-dichloroethene	96	Compound Not Detected.						
	9 carbon disulfide	76	Compound Not Detected.						
	10 freon-113	101	Compound Not Detected.						
	11 methylene chloride	84	Compound Not Detected.						
	13 acetone	43	Compound Not Detected.						
	14 trans-1,2-dichloroethene	96	Compound Not Detected.						
	15 Methyl Acetate	43	Compound Not Detected.						
	16 methyl tert butyl ether	73	Compound Not Detected.						
	19 1,1-dichloroethane	63	Compound Not Detected.						
	24 cis-1,2-dichloroethene	96	Compound Not Detected.						
	27 bromochloromethane	128	Compound Not Detected.						
	26 Cyclohexane	56	Compound Not Detected.						
	28 chloroform	83	Compound Not Detected.						
	30 carbontetrachloride	117	Compound Not Detected.						
$	32 dibromofluoromethane	113	5.648	5.648	(0.873)	43200	103.533	103.533	
	33 1,1,1-trichloroethane	97	Compound Not Detected.						
	34 2-butanone	43	Compound Not Detected.						
	36 benzene	78	Compound Not Detected.						
$	38 1,2-dichloroethane-d4	65	6.188	6.188	(0.956)	43525	109.164	109.163	
	39 1,2-dichloroethane	62	Compound Not Detected.						
*	41 flourobenzene	96	6.472	6.472	(1.000)	185475	100.000		
	42 methyl cyclohexane	83	Compound Not Detected.						

	Compounds	QUANT SIG MASS	RT	EXP RT	REL RT	RESPONSE	CONCENTRATIONS ON-COLUMN (ngs)	CONCENTRATIONS FINAL (ngs)	REVIEW CODE
	43 trichloroethene	95	Compound Not Detected.						
	46 1,2-dichloropropane	63	Compound Not Detected.						
	47 bromodichloromethane	83	Compound Not Detected.						
	49 1,4-Dioxane	88	Compound Not Detected.						
	52 cis-1,3-dichloropropene	75	Compound Not Detected.						
$	53 toluene-d8	98	8.180	8.180	(0.814)	182868	104.803	104.802	
	54 toluene	92	Compound Not Detected.						
	56 4-methyl-2-pentanone	58	Compound Not Detected.						
	55 tetrachloroethene	166	Compound Not Detected.						
	57 trans-1,3-dichloropropene	75	Compound Not Detected.						
	60 1,1,2-trichloroethane	83	Compound Not Detected.						
	61 chlorodibromomethane	129	Compound Not Detected.						
	64 1,2-dibromoethane	107	Compound Not Detected.						
	65 2-hexanone	43	Compound Not Detected.						
*	66 chlorobenzene-d5	117	10.046	10.046	(1.000)	157557	100.000		
	67 chlorobenzene	112	Compound Not Detected.						
	68 ethyl benzene	91	Compound Not Detected.						
	70 p/m xylene	106	Compound Not Detected.						
	71 o xylene	106	Compound Not Detected.						
	72 styrene	104	Compound Not Detected.						
	73 bromoform	173	Compound Not Detected.						
	74 isopropylbenzene	105	Compound Not Detected.						
$	75 4-bromofluorobenzene	95	11.464	11.464	(0.907)	81586	84.2100	84.210	
	79 1,1,2,2,-tetrachloroethane	83	Compound Not Detected.						
	92 1,3-dichlorobenzene	146	Compound Not Detected.						
*	93 1,4-dichlorobenzene-d4	152	12.643	12.643	(1.000)	93451	100.000		
	94 1,4-dichlorobenzene	146	Compound Not Detected.						
	97 1,2-dichlorobenzene	146	Compound Not Detected.						
	99 1,2-dibromo-3-chloropropane	75	Compound Not Detected.						
	102 1,2,4-trichlorobenzene	180	Compound Not Detected.						
	104 1,2,3-trichlorobenzene	180	Compound Not Detected.						

Alpha Analytical Labs

gc/ms voa - VOA105

Data file : \\Orgserv2\ff\chem\GCMSVOA\Voa105.i\140920.b\0920A05.D
Lab Smp Id:
Inj Date : 20-SEP-2014 17:08
Operator : PD Inst ID: Voa105.i
Smp Info : wg723893-3,31,10
Misc Info : wg723893,ical10058
Comment :
Method : \\Orgserv2\ff\chem\GCMSVOA\Voa105.i\140920.b\liq8260B.m
Meth Date : 20-Sep-2014 16:39 pduczmalew Quant Type: ISTD
Cal Date : 04-SEP-2014 00:38 Cal File: 0903A13.D
Als bottle: 5
Dil Factor: 1.00000
Integrator: HP RTE Compound Sublist: NJTCL.sub
Target Version: 4.12
Processing Host: VIRTUALXP-76524

- NO TENTATIVELY IDENTIFIED COMPOUNDS -

Alpha Analytical Labs

INTERNAL STANDARD COMPOUNDS
AREA AND RT SUMMARY

Instrument ID: Voa105.i
Lab File ID: 0920A05.D
Lab Smp Id:
Analysis Type: VOA
Quant Type: ISTD
Operator: PD
Method File: \\Orgserv2\ff\chem\GCMSVOA\Voa105.i\140920.b\liq8260B.m
Misc Info: wg723893,ical10058

Calibration Date: 20-SEP-2014
Calibration Time: 15:44
Level: LOW
Sample Type: WATER

Test Mode:
Use Last Continuing Calibrator.
If Continuing Cal. use Initial Cal. Level 3

COMPOUND	STANDARD	AREA LIMIT LOWER	AREA LIMIT UPPER	SAMPLE	%DIFF
41 flourobenzene	193466	96733	386932	185475	-4.13
66 chlorobenzene-d5	174217	87109	348434	157557	-9.56
93 1,4-dichlorobenze	115996	57998	231992	93451	-19.44

COMPOUND	STANDARD	RT LIMIT LOWER	RT LIMIT UPPER	SAMPLE	%DIFF
41 flourobenzene	6.47	5.97	6.97	6.47	0.00
66 chlorobenzene-d5	10.05	9.55	10.55	10.05	0.00
93 1,4-dichlorobenze	12.64	12.14	13.14	12.64	0.00

AREA UPPER LIMIT = +100% of internal standard area.
AREA LOWER LIMIT = - 50% of internal standard area.
RT UPPER LIMIT = + 0.50 minutes of internal standard RT.
RT LOWER LIMIT = - 0.50 minutes of internal standard RT.

Alpha Analytical Labs

RECOVERY REPORT

Client Name: Client SDG: SDGa00307
Sample Matrix: LIQUID Fraction: VOA
Lab Smp Id:
Level: LOW Operator: PD
Data Type: MS DATA SampleType: SAMPLE
SpikeList File: curveall.spk Quant Type: ISTD
Sublist File: NJTCL.sub
Method File: \\Orgserv2\ff\chem\GCMSVOA\Voa105.i\140920.b\liq8260B.m
Misc Info: wg723893,ical10058

SURROGATE COMPOUND	AMOUNT ADDED ngs	AMOUNT RECOVERED ngs	% RECOVERED	LIMITS
$ 32 dibromofluorometha	100.000	103.533	103.53	70-130
$ 38 1,2-dichloroethane	100.000	109.163	109.16	70-130
$ 53 toluene-d8	100.000	104.802	104.80	70-130
$ 75 4-bromofluorobenze	100.000	84.210	84.21	70-130

Data File: \\Orgserv2\ff\chem\GCMSVOA\Voa105.i\140920.b\0920A05.D
Date : 20-SEP-2014 17:08
Client ID:
Sample Info: wg723893-3,31,10
Purge Volume: 10.0
Column phase:

Instrument: Voa105.i
Operator: PD
Column diameter: 0.18

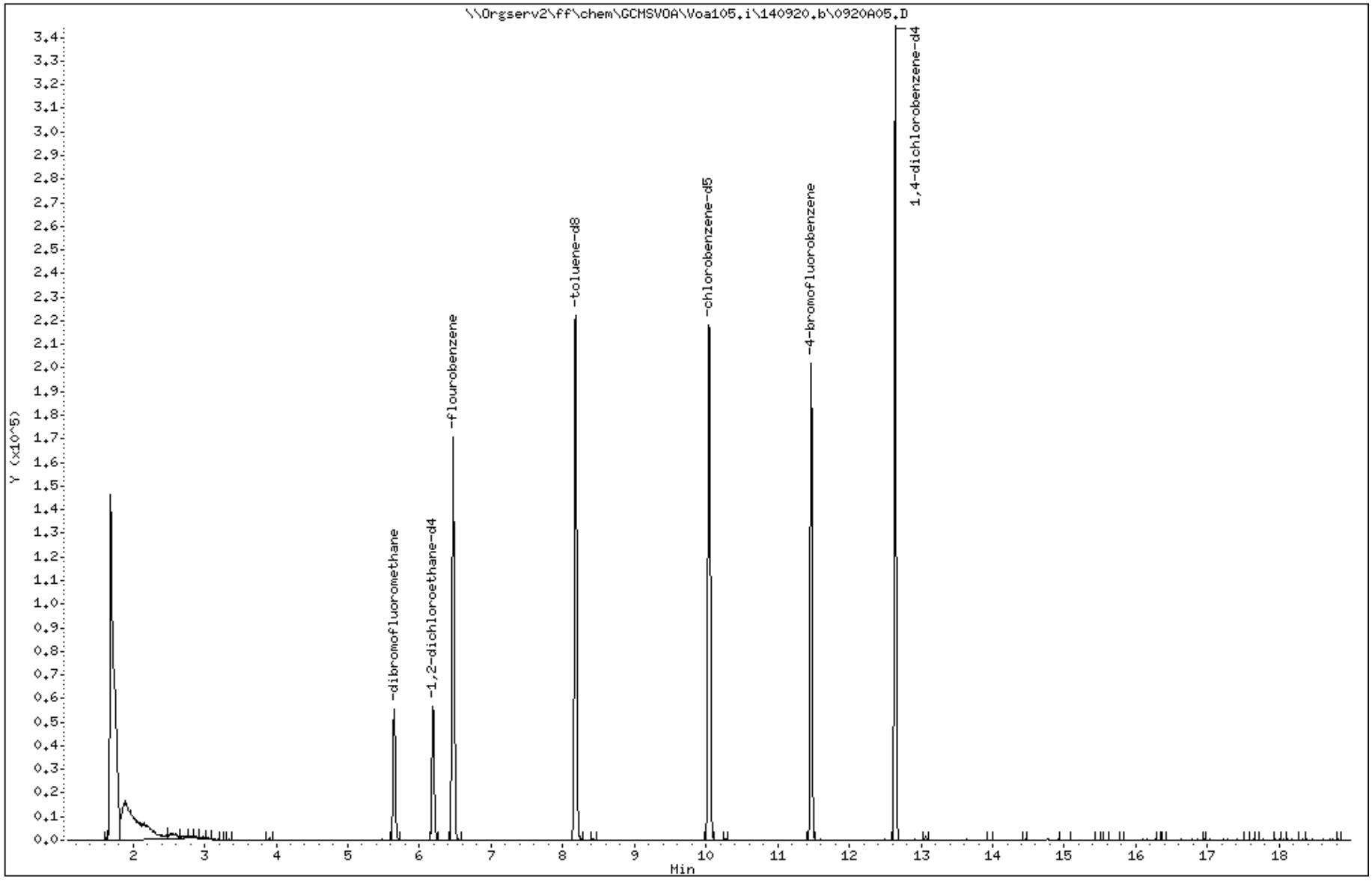

Alpha Analytical Labs

Manual Integration

Sample Info	:	wg723893-3,31,10 wg723893,ical10058	
Instrument ID	:	Voa105.i	
Method	:	liq8260B.m	
File	:	0920A05.D	
Injection Date	:	20-SEP-2014 17:08	
Quantitation	:	ISTD	Integrator : HP RTE
Dilution Factor	:	1.00	Sample Type: SAMPLE

There are no manual integrations in this file.

Alpha Analytical Labs

gc/ms voa - VOA101

Data file : \\Orgserv2\ff\chem\GCMSVOA\Voa108.i\140920.b\0920A05.D
Lab Smp Id:
Inj Date : 20-SEP-2014 21:00
Operator : PD Inst ID: Voa108.i
Smp Info : wg723894-3,31,10
Misc Info : wg723894,ical10135
Comment :
Method : \\Orgserv2\ff\chem\GCMSVOA\Voa108.i\140920.b\liq8260C.m
Meth Date : 20-Sep-2014 23:14 pduczmalew Quant Type: ISTD
Cal Date : 19-SEP-2014 21:14 Cal File: 0919N13.D
Als bottle: 5
Dil Factor: 1.00000
Integrator: HP RTE Compound Sublist: NJTCLtba.sub
Target Version: 4.12
Processing Host: VIRTUALXP-76524

Concentration Formula: Amt * DF * 0.1 * CpndVariable
Cpnd Variable Local Compound Variable

	Compounds	QUANT SIG MASS	RT	EXP RT	REL RT	RESPONSE	CONCENTRATIONS ON-COLUMN (ngs)	FINAL (ngs)	REVIEW CODE
1	dichlorodifluoromethane	85	Compound Not Detected.						
2	chloromethane	50	Compound Not Detected.						
3	vinyl chloride	62	Compound Not Detected.						
4	bromomethane	94	Compound Not Detected.						
5	chloroethane	64	Compound Not Detected.						
6	trichlorofluoromethane	101	Compound Not Detected.						
9	1,1,-dichloroethene	96	Compound Not Detected.						
11	freon-113	101	Compound Not Detected.						
10	carbon disulfide	76	Compound Not Detected.						
15	methylene chloride	84	Compound Not Detected.						
16	acetone	43	Compound Not Detected.						
17	trans-1,2-dichloroethene	96	Compound Not Detected.						
18	Methyl Acetate	43	Compound Not Detected.						
19	methyl tert butyl ether	73	Compound Not Detected.						
20	Tert-Butyl Alcohol	59	Compound Not Detected.						
22	1,1-dichloroethane	63	Compound Not Detected.						
27	cis-1,2-dichloroethene	96	Compound Not Detected.						
29	bromochloromethane	128	Compound Not Detected.						
30	Cyclohexane	56	Compound Not Detected.						
31	chloroform	83	Compound Not Detected.						
33	carbontetrachloride	117	Compound Not Detected.						
$ 36	dibromofluoromethane	113	5.369	5.366	(0.868)	52599	106.843	10.684	
37	1,1,1-trichloroethane	97	Compound Not Detected.						
38	2-butanone	43	Compound Not Detected.						
40	benzene	78	Compound Not Detected.						
$ 42	1,2-dichloroethane-d4	65	5.907	5.899	(0.955)	59647	117.267	11.726	
43	1,2-dichloroethane	62	Compound Not Detected.						
* 46	flourobenzene	96	6.183	6.180	(1.000)	188559	100.000		
48	trichloroethene	95	Compound Not Detected.						

	Compounds	QUANT SIG MASS	RT	EXP RT	REL RT	RESPONSE	CONCENTRATIONS ON-COLUMN (ngs)	CONCENTRATIONS FINAL (ngs)	REVIEW CODE
	47 methyl cyclohexane	83	Compound Not Detected.						
	52 1,2-dichloropropane	63	Compound Not Detected.						
	53 bromodichloromethane	83	Compound Not Detected.						
	54 1,4-Dioxane	88	Compound Not Detected.						
	57 cis-1,3-dichloropropene	75	Compound Not Detected.						
$	58 toluene-d8	98	7.882	7.879	(0.810)	181431	98.4966	9.849	
	59 toluene	92	Compound Not Detected.						
	60 4-methyl-2-pentanone	58	Compound Not Detected.						
	61 tetrachloroethene	166	Compound Not Detected.						
	62 trans-1,3-dichloropropene	75	Compound Not Detected.						
	66 1,1,2-trichloroethane	83	Compound Not Detected.						
	67 chlorodibromomethane	129	Compound Not Detected.						
	70 1,2-dibromoethane	107	Compound Not Detected.						
	71 2-hexanone	43	Compound Not Detected.						
*	72 chlorobenzene-d5	117	9.728	9.728	(1.000)	137843	100.000		
	73 chlorobenzene	112	Compound Not Detected.						
	74 ethyl benzene	91	Compound Not Detected.						
	76 p/m xylene	106	Compound Not Detected.						
	77 o xylene	106	Compound Not Detected.						
	78 styrene	104	Compound Not Detected.						
	79 bromoform	173	Compound Not Detected.						
	80 isopropylbenzene	105	Compound Not Detected.						
$	81 4-bromofluorobenzene	95	11.197	11.197	(0.904)	64612	104.867	10.486	
	85 1,1,2,2,-tetrachloroethane	83	Compound Not Detected.						
	97 1,3-dichlorobenzene	146	Compound Not Detected.						
*	98 1,4-dichlorobenzene-d4	152	12.388	12.382	(1.000)	62157	100.000		
	99 1,4-dichlorobenzene	146	Compound Not Detected.						
	102 1,2-dichlorobenzene	146	Compound Not Detected.						
	104 1,2-dibromo-3-chloropropane	75	Compound Not Detected.						
	107 1,2,4-trichlorobenzene	180	Compound Not Detected.						
	109 1,2,3-trichlorobenzene	180	Compound Not Detected.						

Alpha Analytical Labs

gc/ms voa - VOA101

Data file : \\Orgserv2\ff\chem\GCMSVOA\Voa108.i\140920.b\0920A05.D
Lab Smp Id:
Inj Date : 20-SEP-2014 21:00
Operator : PD Inst ID: Voa108.i
Smp Info : wg723894-3,31,10
Misc Info : wg723894,ical10135
Comment :
Method : \\Orgserv2\ff\chem\GCMSVOA\Voa108.i\140920.b\liq8260C.m
Meth Date : 20-Sep-2014 23:14 pduczmalew Quant Type: ISTD
Cal Date : 19-SEP-2014 21:14 Cal File: 0919N13.D
Als bottle: 5
Dil Factor: 1.00000
Integrator: HP RTE Compound Sublist: NJTCLtba.sub
Target Version: 4.12
Processing Host: VIRTUALXP-76524

- NO TENTATIVELY IDENTIFIED COMPOUNDS -

Alpha Analytical Labs

INTERNAL STANDARD COMPOUNDS
AREA AND RT SUMMARY

Instrument ID: Voa108.i
Lab File ID: 0920A05.D
Lab Smp Id:
Analysis Type: VOA
Quant Type: ISTD
Operator: PD
Method File: \\Orgserv2\ff\chem\GCMSVOA\Voa108.i\140920.b\liq8260C.m
Misc Info: wg723894,ical10135

Calibration Date: 20-SEP-2014
Calibration Time: 19:36
Level: LOW
Sample Type: WATER

Test Mode:
Use Last Continuing Calibrator.
If Continuing Cal. use Initial Cal. Level 3

		AREA LIMIT			
COMPOUND	STANDARD	LOWER	UPPER	SAMPLE	%DIFF
46 flourobenzene	272786	136393	545572	188559	-30.88
72 chlorobenzene-d5	205923	102962	411846	137843	-33.06
98 1,4-dichlorobenze	104724	52362	209448	62157	-40.65

		RT LIMIT			
COMPOUND	STANDARD	LOWER	UPPER	SAMPLE	%DIFF
46 flourobenzene	6.18	5.68	6.68	6.18	0.05
72 chlorobenzene-d5	9.73	9.23	10.23	9.73	0.00
98 1,4-dichlorobenze	12.38	11.88	12.88	12.39	0.05

AREA UPPER LIMIT = +100% of internal standard area.
AREA LOWER LIMIT = - 50% of internal standard area.
RT UPPER LIMIT = + 0.50 minutes of internal standard RT.
RT LOWER LIMIT = - 0.50 minutes of internal standard RT.

Alpha Analytical Labs

RECOVERY REPORT

Client Name: Client SDG: SDGa00307
Sample Matrix: LIQUID Fraction: VOA
Lab Smp Id:
Level: LOW Operator: PD
Data Type: MS DATA SampleType: SAMPLE
SpikeList File: curveallim.spk Quant Type: ISTD
Sublist File: NJTCLtba.sub
Method File: \\Orgserv2\ff\chem\GCMSVOA\Voa108.i\140920.b\liq8260C.m
Misc Info: wg723894,ical10135

SURROGATE COMPOUND	AMOUNT ADDED ngs	AMOUNT RECOVERED ngs	% RECOVERED	LIMITS
$ 36 dibromofluorometha	100.000	106.843	106.84	70-130
$ 42 1,2-dichloroethane	100.000	117.267	117.27	70-130
$ 58 toluene-d8	100.000	98.496	98.50	70-130
$ 81 4-bromofluorobenze	100.000	104.867	104.87	70-130

Data File: \\Orgserv2\ff\chem\GCMSVOA\Voa108.i\140920.b\0920A05.D
Date : 20-SEP-2014 21:00
Client ID:
Sample Info: wg723894-3,31,10
Purge Volume: 10.0
Column phase:

Instrument: Voa108.i
Operator: PD
Column diameter: 0.18

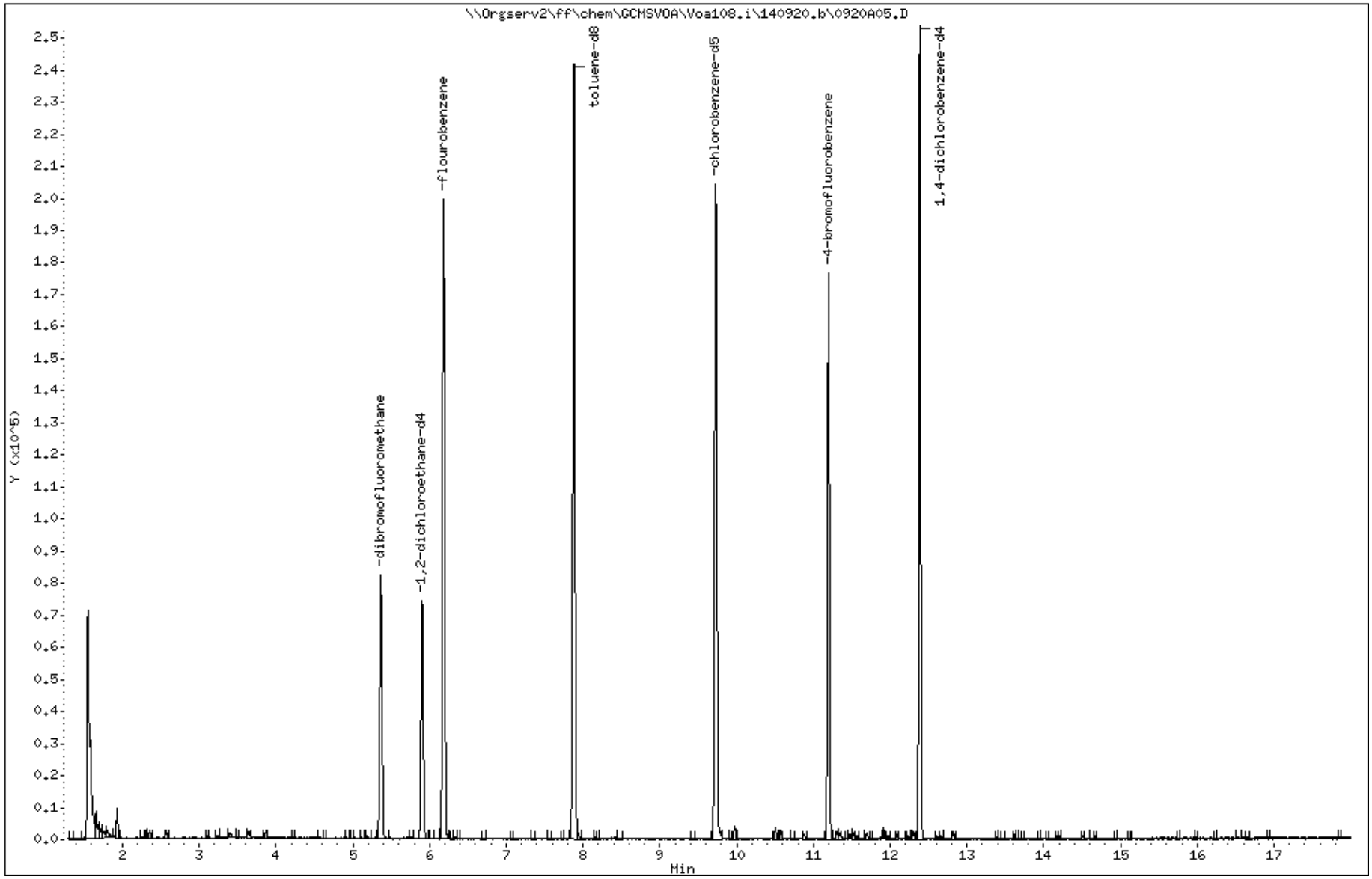

Alpha Analytical Labs

Manual Integration

Sample Info	: wg723894-3,31,10 wg723894,ical10135		
Instrument ID	: Voa108.i		
Method	: liq8260C.m		
File	: 0920A05.D		
Injection Date	: 20-SEP-2014 21:00		
Quantitation	: ISTD	Integrator : HP RTE	
Dilution Factor	: 1.00	Sample Type: SAMPLE	

There are no manual integrations in this file.

Alpha Analytical Labs

gc/ms voa - VOA105

Data file : \\Orgserv2\ff\chem\GCMSVOA\Voa105.i\140921.b\0921A05.D
Lab Smp Id:
Inj Date : 21-SEP-2014 15:28
Operator : PD Inst ID: Voa105.i
Smp Info : wg723949-3,31,10
Misc Info : wg723949,ical10058
Comment :
Method : \\Orgserv2\ff\chem\GCMSVOA\Voa105.i\140921.b\liq8260B.m
Meth Date : 21-Sep-2014 18:25 pduczmalew Quant Type: ISTD
Cal Date : 04-SEP-2014 00:38 Cal File: 0903A13.D
Als bottle: 5
Dil Factor: 1.00000
Integrator: HP RTE Compound Sublist: NJTCL.sub
Target Version: 4.12
Processing Host: VIRTUALXP-76524

Concentration Formula: Amt * DF * CpndVariable
Cpnd Variable Local Compound Variable

		QUANT SIG					CONCENTRATIONS ON-COLUMN	CONCENTRATIONS FINAL	
	Compounds	MASS	RT	EXP RT	REL RT	RESPONSE	(ngs)	(ngs)	REVIEW CODE
	1 dichlorodifluoromethane	85	Compound Not Detected.						
	2 chloromethane	50	Compound Not Detected.						
	3 vinyl chloride	62	Compound Not Detected.						
	4 bromomethane	94	Compound Not Detected.						
	5 chloroethane	64	Compound Not Detected.						
	6 trichlorofluoromethane	101	Compound Not Detected.						
	8 1,1,-dichloroethene	96	Compound Not Detected.						
	9 carbon disulfide	76	Compound Not Detected.						
	10 freon-113	101	Compound Not Detected.						
	11 methylene chloride	84	Compound Not Detected.						
	13 acetone	43	Compound Not Detected.						
	14 trans-1,2-dichloroethene	96	Compound Not Detected.						
	15 Methyl Acetate	43	Compound Not Detected.						
	16 methyl tert butyl ether	73	Compound Not Detected.						
	19 1,1-dichloroethane	63	Compound Not Detected.						
	24 cis-1,2-dichloroethene	96	Compound Not Detected.						
	27 bromochloromethane	128	Compound Not Detected.						
	26 Cyclohexane	56	Compound Not Detected.						
	28 chloroform	83	Compound Not Detected.						
	30 carbontetrachloride	117	Compound Not Detected.						
$	32 dibromofluoromethane	113	5.648	5.648	(0.873)	38347	103.221	103.220	
	33 1,1,1-trichloroethane	97	Compound Not Detected.						
	34 2-butanone	43	Compound Not Detected.						
	36 benzene	78	Compound Not Detected.						
$	38 1,2-dichloroethane-d4	65	6.188	6.188	(0.956)	40617	114.416	114.415	
	39 1,2-dichloroethane	62	Compound Not Detected.						
*	41 flourobenzene	96	6.472	6.472	(1.000)	165138	100.000		
	42 methyl cyclohexane	83	Compound Not Detected.						

	Compounds	QUANT SIG MASS	RT	EXP RT	REL RT	RESPONSE	CONCENTRATIONS ON-COLUMN (ngs)	CONCENTRATIONS FINAL (ngs)	REVIEW CODE
	43 trichloroethene	95	Compound Not Detected.						
	46 1,2-dichloropropane	63	Compound Not Detected.						
	47 bromodichloromethane	83	Compound Not Detected.						
	49 1,4-Dioxane	88	Compound Not Detected.						
	52 cis-1,3-dichloropropene	75	Compound Not Detected.						
$	53 toluene-d8	98	8.180	8.180	(0.814)	165126	104.254	104.254	
	54 toluene	92	Compound Not Detected.						
	56 4-methyl-2-pentanone	58	Compound Not Detected.						
	55 tetrachloroethene	166	Compound Not Detected.						
	57 trans-1,3-dichloropropene	75	Compound Not Detected.						
	60 1,1,2-trichloroethane	83	Compound Not Detected.						
	61 chlorodibromomethane	129	Compound Not Detected.						
	64 1,2-dibromoethane	107	Compound Not Detected.						
	65 2-hexanone	43	Compound Not Detected.						
*	66 chlorobenzene-d5	117	10.046	10.046	(1.000)	143019	100.000		
	67 chlorobenzene	112	Compound Not Detected.						
	68 ethyl benzene	91	Compound Not Detected.						
	70 p/m xylene	106	Compound Not Detected.						
	71 o xylene	106	Compound Not Detected.						
	72 styrene	104	Compound Not Detected.						
	73 bromoform	173	Compound Not Detected.						
	74 isopropylbenzene	105	Compound Not Detected.						
$	75 4-bromofluorobenzene	95	11.464	11.470	(0.907)	73609	82.7689	82.768	
	79 1,1,2,2,-tetrachloroethane	83	Compound Not Detected.						
	92 1,3-dichlorobenzene	146	Compound Not Detected.						
*	93 1,4-dichlorobenzene-d4	152	12.643	12.643	(1.000)	85782	100.000		
	94 1,4-dichlorobenzene	146	Compound Not Detected.						
	97 1,2-dichlorobenzene	146	Compound Not Detected.						
	99 1,2-dibromo-3-chloropropane	75	Compound Not Detected.						
	102 1,2,4-trichlorobenzene	180	Compound Not Detected.						
	104 1,2,3-trichlorobenzene	180	Compound Not Detected.						

Alpha Analytical Labs

gc/ms voa - VOA105

Data file : \\Orgserv2\ff\chem\GCMSVOA\Voa105.i\140921.b\0921A05.D
Lab Smp Id:
Inj Date : 21-SEP-2014 15:28
Operator : PD Inst ID: Voa105.i
Smp Info : wg723949-3,31,10
Misc Info : wg723949,ical10058
Comment :
Method : \\Orgserv2\ff\chem\GCMSVOA\Voa105.i\140921.b\liq8260B.m
Meth Date : 21-Sep-2014 18:25 pduczmalew Quant Type: ISTD
Cal Date : 04-SEP-2014 00:38 Cal File: 0903A13.D
Als bottle: 5
Dil Factor: 1.00000
Integrator: HP RTE Compound Sublist: NJTCL.sub
Target Version: 4.12
Processing Host: VIRTUALXP-76524

- NO TENTATIVELY IDENTIFIED COMPOUNDS -

Alpha Analytical Labs

INTERNAL STANDARD COMPOUNDS
AREA AND RT SUMMARY

Instrument ID: Voa105.i
Lab File ID: 0921A05.D
Lab Smp Id:
Analysis Type: VOA
Quant Type: ISTD
Operator: PD
Method File: \\Orgserv2\ff\chem\GCMSVOA\Voa105.i\140921.b\liq8260B.m
Misc Info: wg723949,ical10058

Calibration Date: 21-SEP-2014
Calibration Time: 14:05
Level: LOW
Sample Type: WATER

Test Mode:
Use Last Continuing Calibrator.
If Continuing Cal. use Initial Cal. Level 3

COMPOUND	STANDARD	AREA LIMIT LOWER	AREA LIMIT UPPER	SAMPLE	%DIFF
41 flourobenzene	176293	88147	352586	165138	-6.33
66 chlorobenzene-d5	159995	79998	319990	143019	-10.61
93 1,4-dichlorobenze	105628	52814	211256	85782	-18.79

COMPOUND	STANDARD	RT LIMIT LOWER	RT LIMIT UPPER	SAMPLE	%DIFF
41 flourobenzene	6.47	5.97	6.97	6.47	0.00
66 chlorobenzene-d5	10.05	9.55	10.55	10.05	0.00
93 1,4-dichlorobenze	12.64	12.14	13.14	12.64	0.00

AREA UPPER LIMIT = +100% of internal standard area.
AREA LOWER LIMIT = - 50% of internal standard area.
RT UPPER LIMIT = + 0.50 minutes of internal standard RT.
RT LOWER LIMIT = - 0.50 minutes of internal standard RT.

Alpha Analytical Labs

RECOVERY REPORT

Client Name: Client SDG: SDGa00307
Sample Matrix: LIQUID Fraction: VOA
Lab Smp Id:
Level: LOW Operator: PD
Data Type: MS DATA SampleType: SAMPLE
SpikeList File: curveall.spk Quant Type: ISTD
Sublist File: NJTCL.sub
Method File: \\Orgserv2\ff\chem\GCMSVOA\Voa105.i\140921.b\liq8260B.m
Misc Info: wg723949,ical10058

SURROGATE COMPOUND	AMOUNT ADDED ngs	AMOUNT RECOVERED ngs	% RECOVERED	LIMITS
$ 32 dibromofluorometha	100.000	103.220	103.22	70-130
$ 38 1,2-dichloroethane	100.000	114.415	114.42	70-130
$ 53 toluene-d8	100.000	104.254	104.25	70-130
$ 75 4-bromofluorobenze	100.000	82.768	82.77	70-130

Data File: \\Orgserv2\ff\chem\GCMSVOA\Voa105.i\140921.b\0921A05.D
Date : 21-SEP-2014 15:28
Client ID:
Sample Info: wg723949-3,31,10
Purge Volume: 10.0
Column phase:

Instrument: Voa105.i
Operator: PD
Column diameter: 0.18

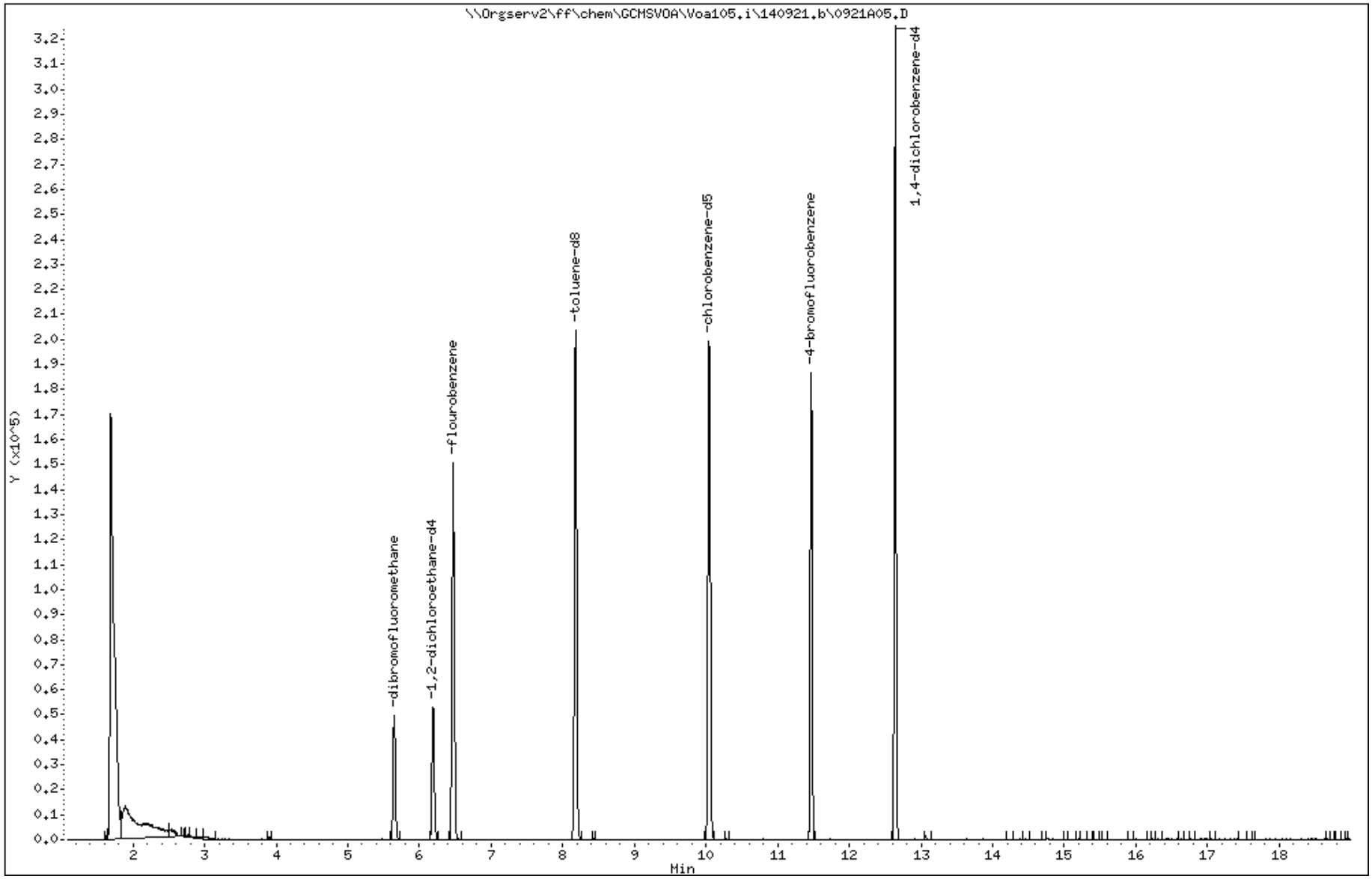

Alpha Analytical Labs

Manual Integration

Sample Info	: wg723949-3,31,10 wg723949,ical10058		
Instrument ID	: Voa105.i		
Method	: liq8260B.m		
File	: 0921A05.D		
Injection Date	: 21-SEP-2014 15:28		
Quantitation	: ISTD	Integrator : HP RTE	
Dilution Factor	: 1.00	Sample Type: SAMPLE	

There are no manual integrations in this file.

APPENDIX I — PLOTS OF TCE CONCENTRATION VERSUS TIME FOR SELECTED MONITORING WELLS

Well MW-502S
Historical TCE Concentrations

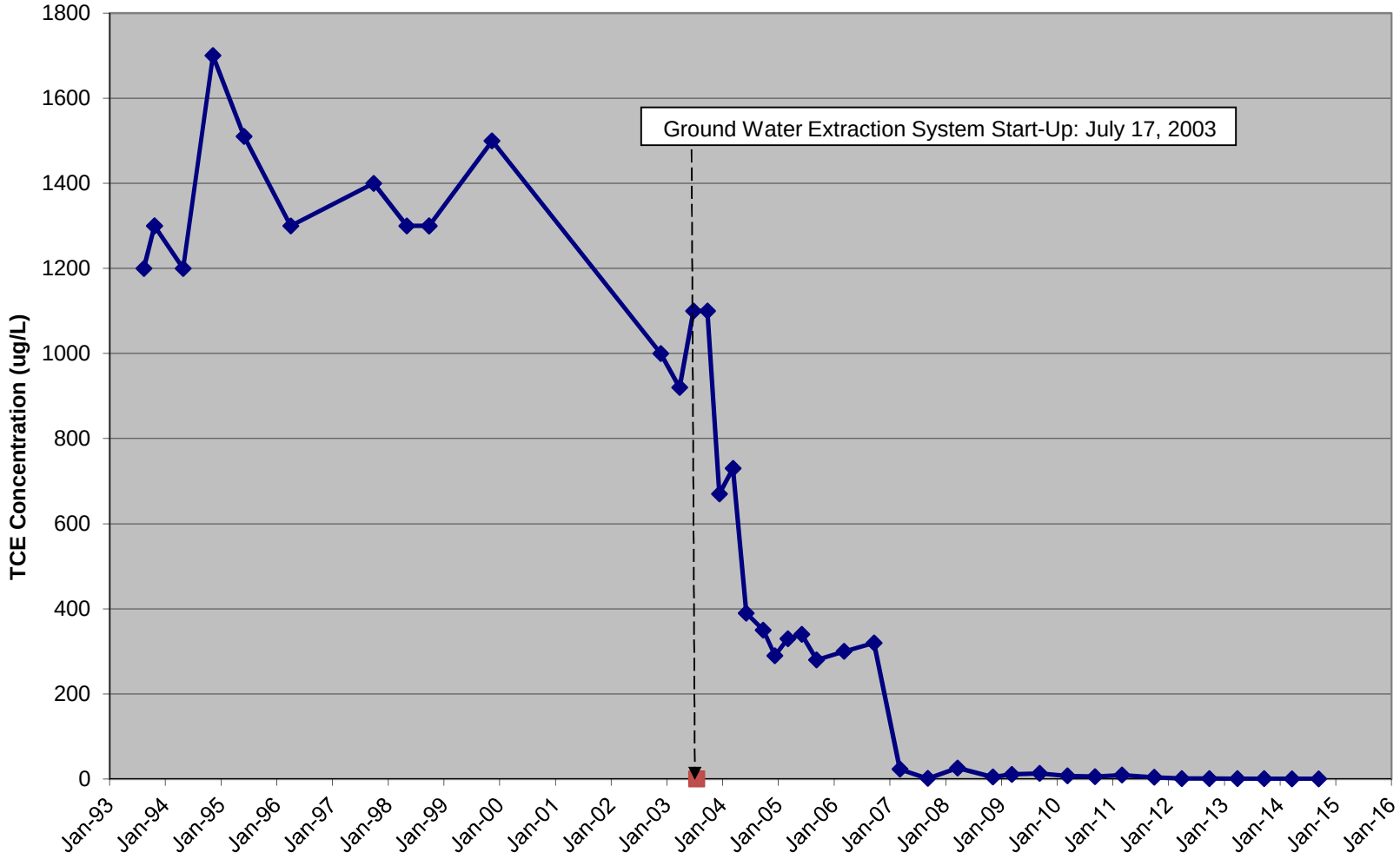

Well MW-502 I
Historical TCE Concentrations

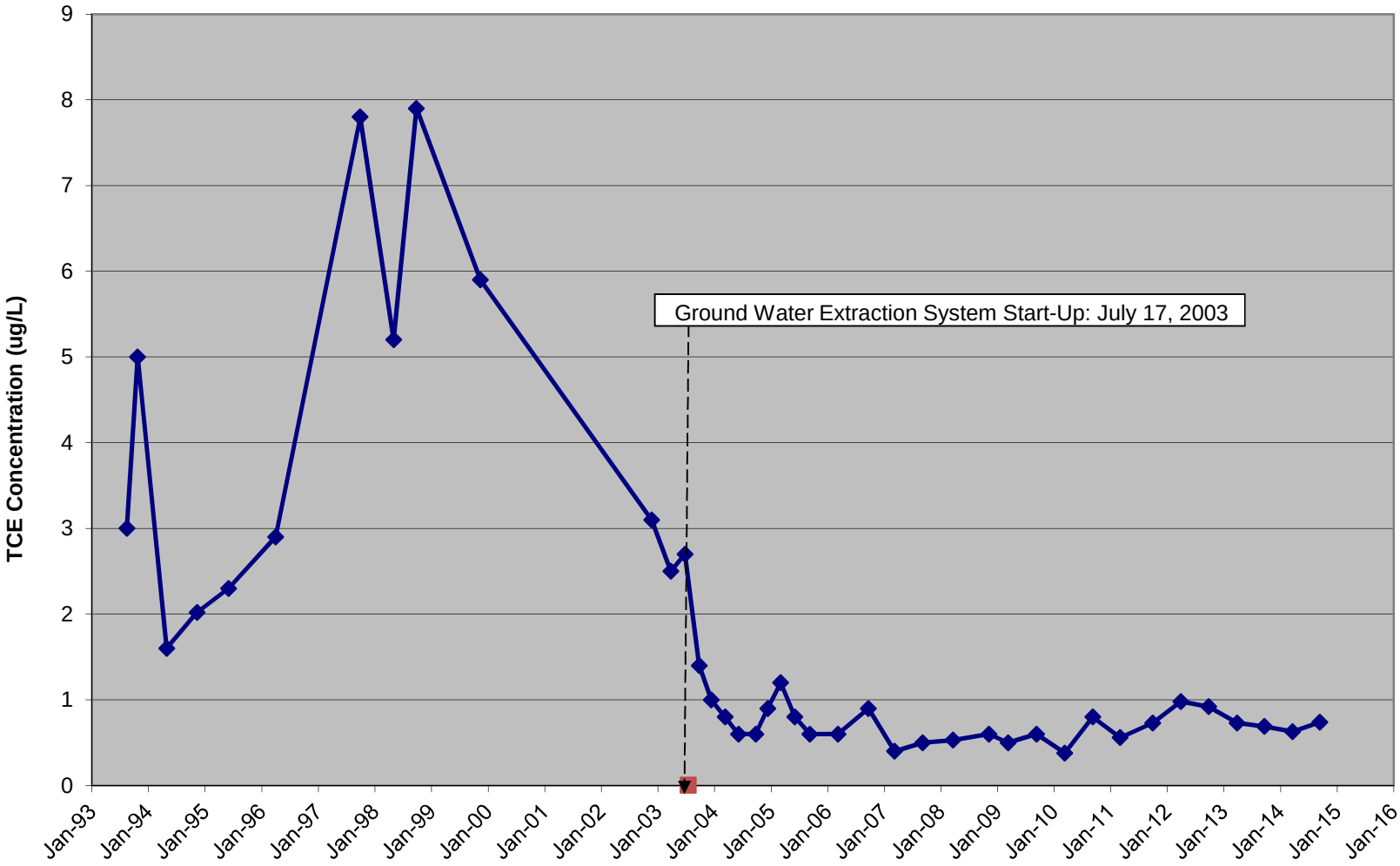

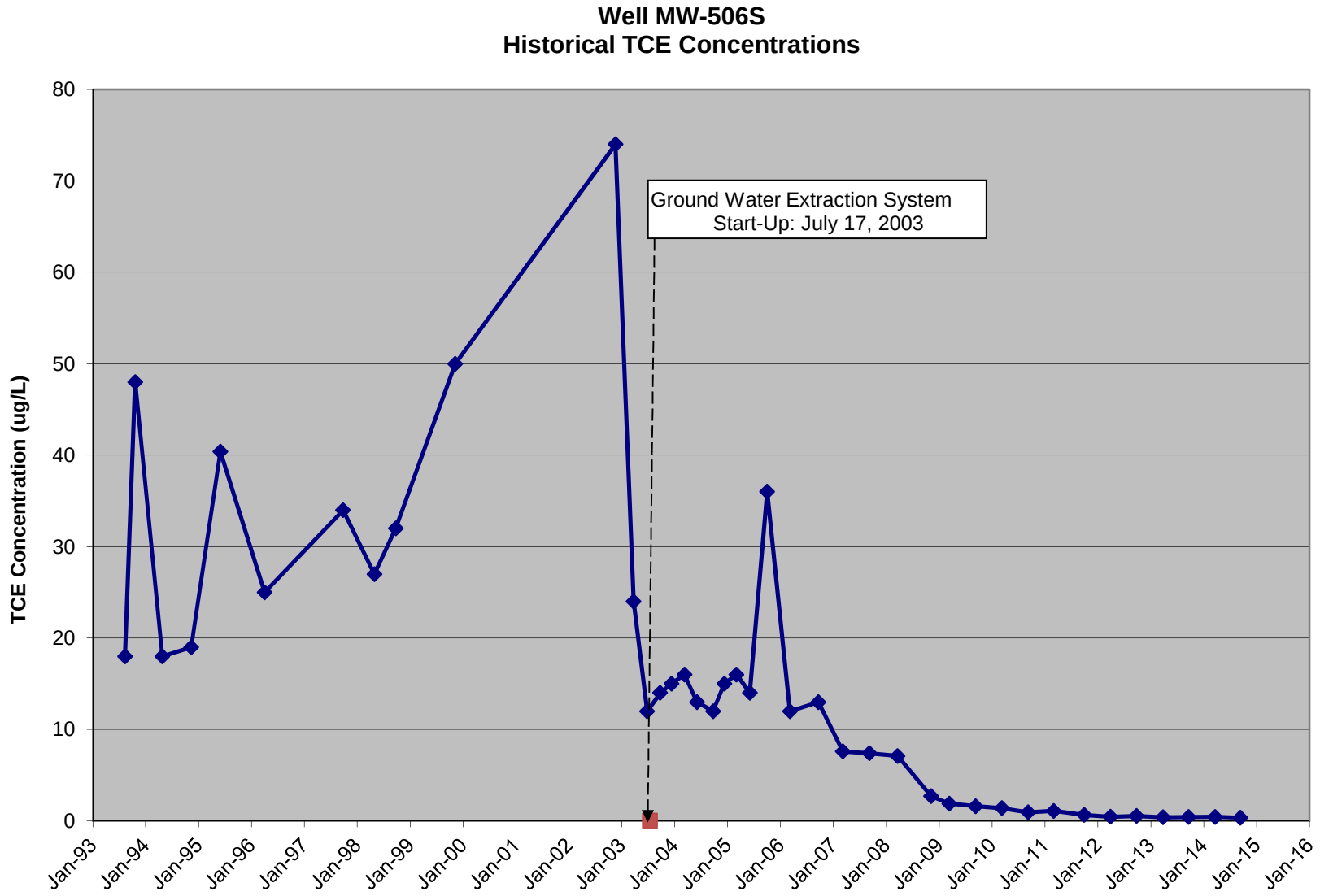
Well MW-506S
Historical TCE Concentrations
TCE Concentration (ug/L)
80
70
60
50
40
30
20
10
0
Ground Water Extraction System
Start-Up: July 17, 2003
Jan-93
Jan-94
Jan-95
Jan-96
Jan-97
Jan-98
Jan-99
Jan-00
Jan-01
Jan-02
Jan-03
Jan-04
Jan-05
Jan-06
Jan-07
Jan-08
Jan-09
Jan-10
Jan-11
Jan-12
Jan-13
Jan-14
Jan-15
Jan-16

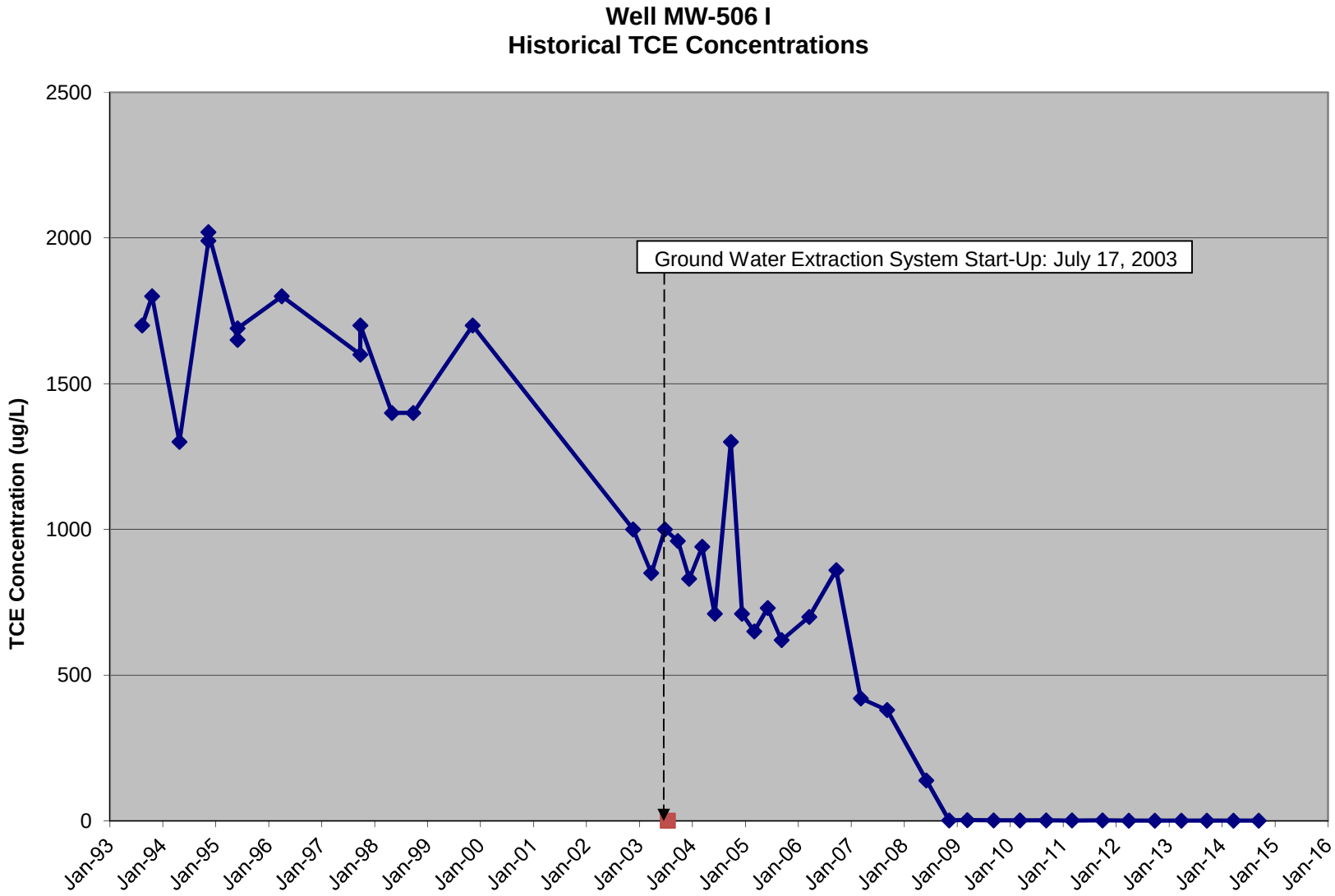
Well MW-506 I
Historical TCE Concentrations
TCE Concentration (ug/L)
2500
2000
1500
1000
500
0
Ground Water Extraction System Start-Up: July 17, 2003
Jan-93
Jan-94
Jan-95
Jan-96
Jan-97
Jan-98
Jan-99
Jan-00
Jan-01
Jan-02
Jan-03
Jan-04
Jan-05
Jan-06
Jan-07
Jan-08
Jan-09
Jan-10
Jan-11
Jan-12
Jan-13
Jan-14
Jan-15
Jan-16

Well MW-507S
Historical TCE Concentrations

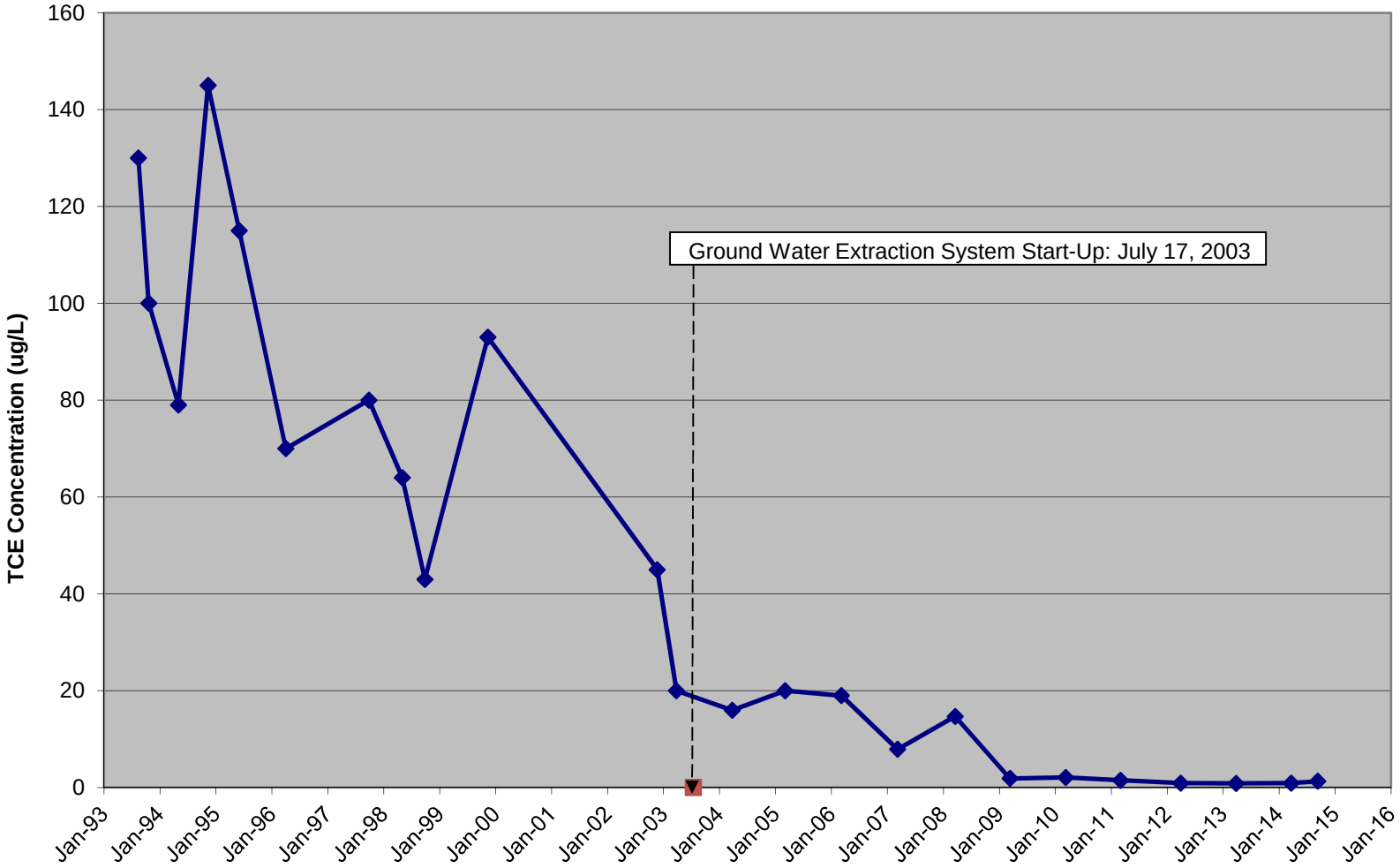

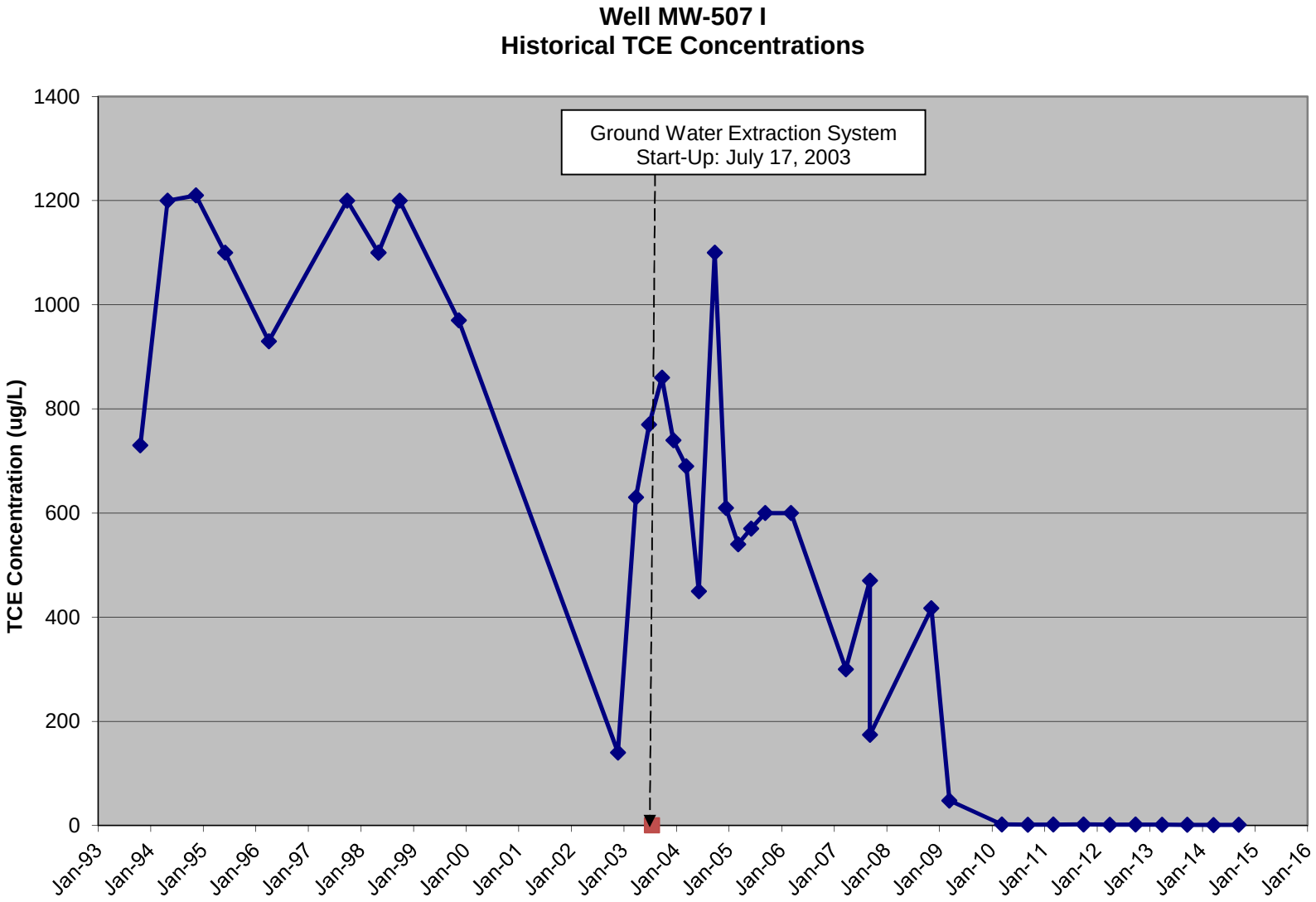
Well MW-507 I
Historical TCE Concentrations
Ground Water Extraction System
Start-Up: July 17, 2003
TCE Concentration (ug/L)
1400
1200
1000
800
600
400
200
0
Jan-93
Jan-94
Jan-95
Jan-96
Jan-97
Jan-98
Jan-99
Jan-00
Jan-01
Jan-02
Jan-03
Jan-04
Jan-05
Jan-06
Jan-07
Jan-08
Jan-09
Jan-10
Jan-11
Jan-12
Jan-13
Jan-14
Jan-15
Jan-16

Well MW-508S
Historical TCE Concentrations

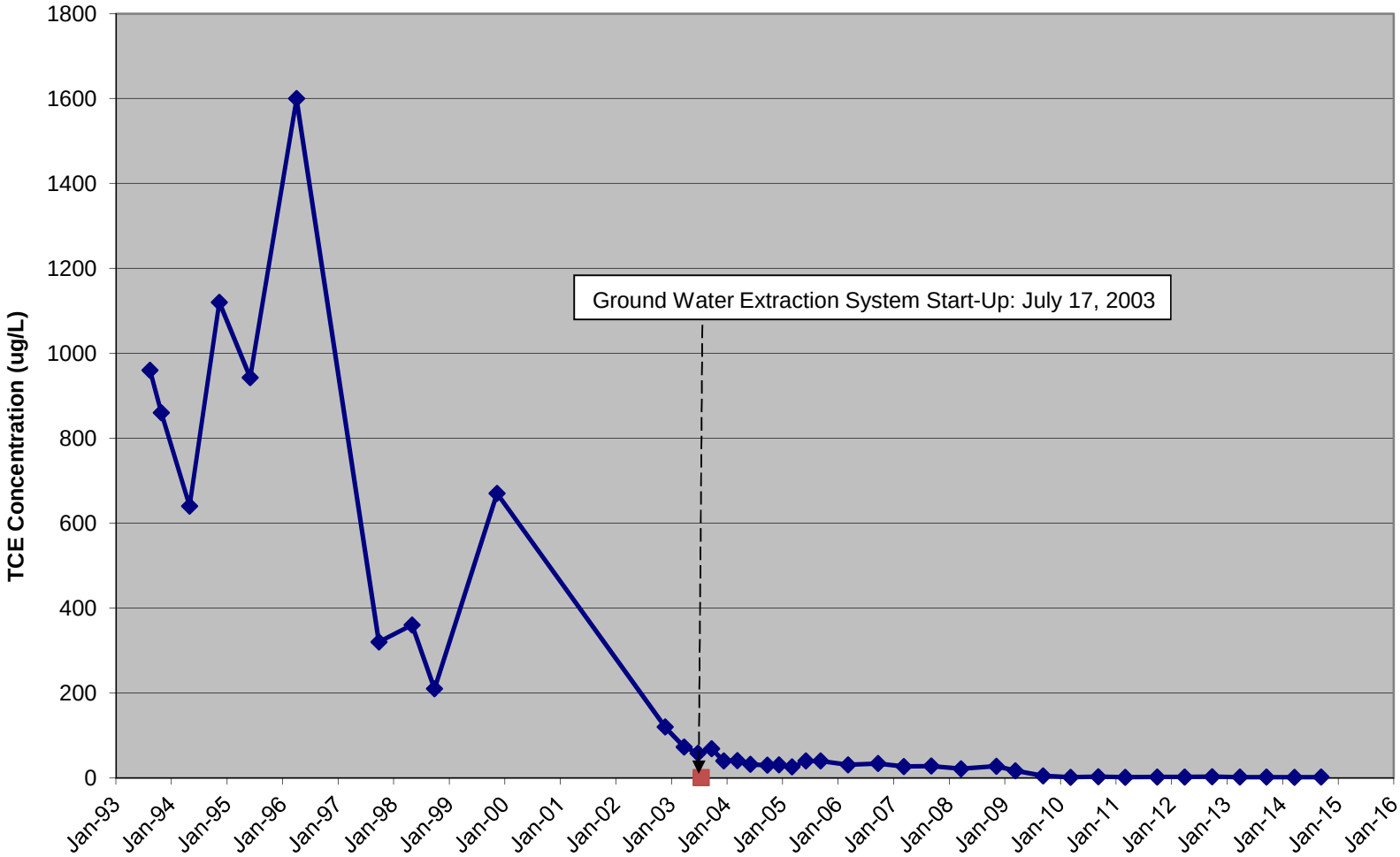

Well MW-508 D
Historical TCE Concentrations

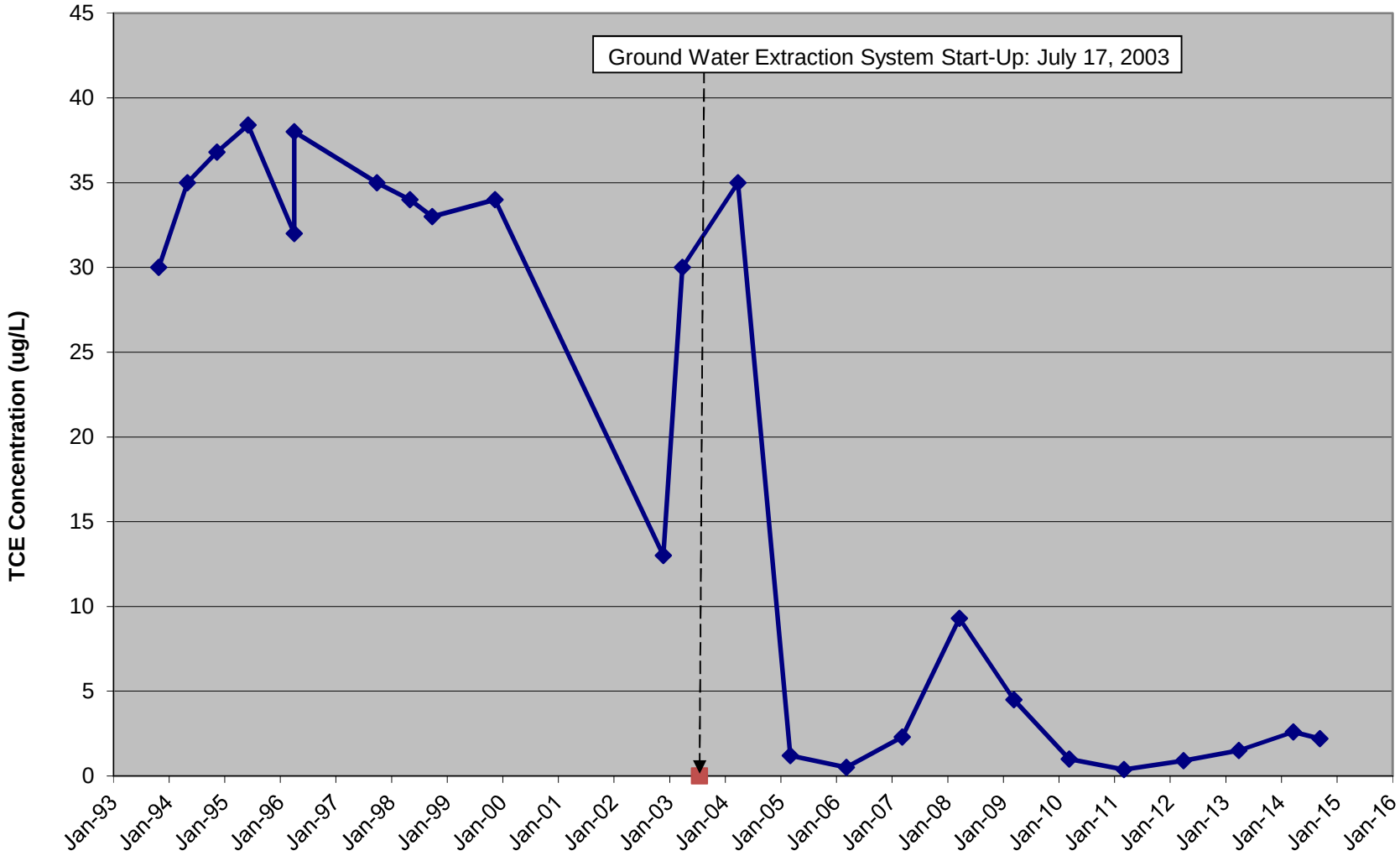

Well MW-532 D
Historical TCE Concentrations

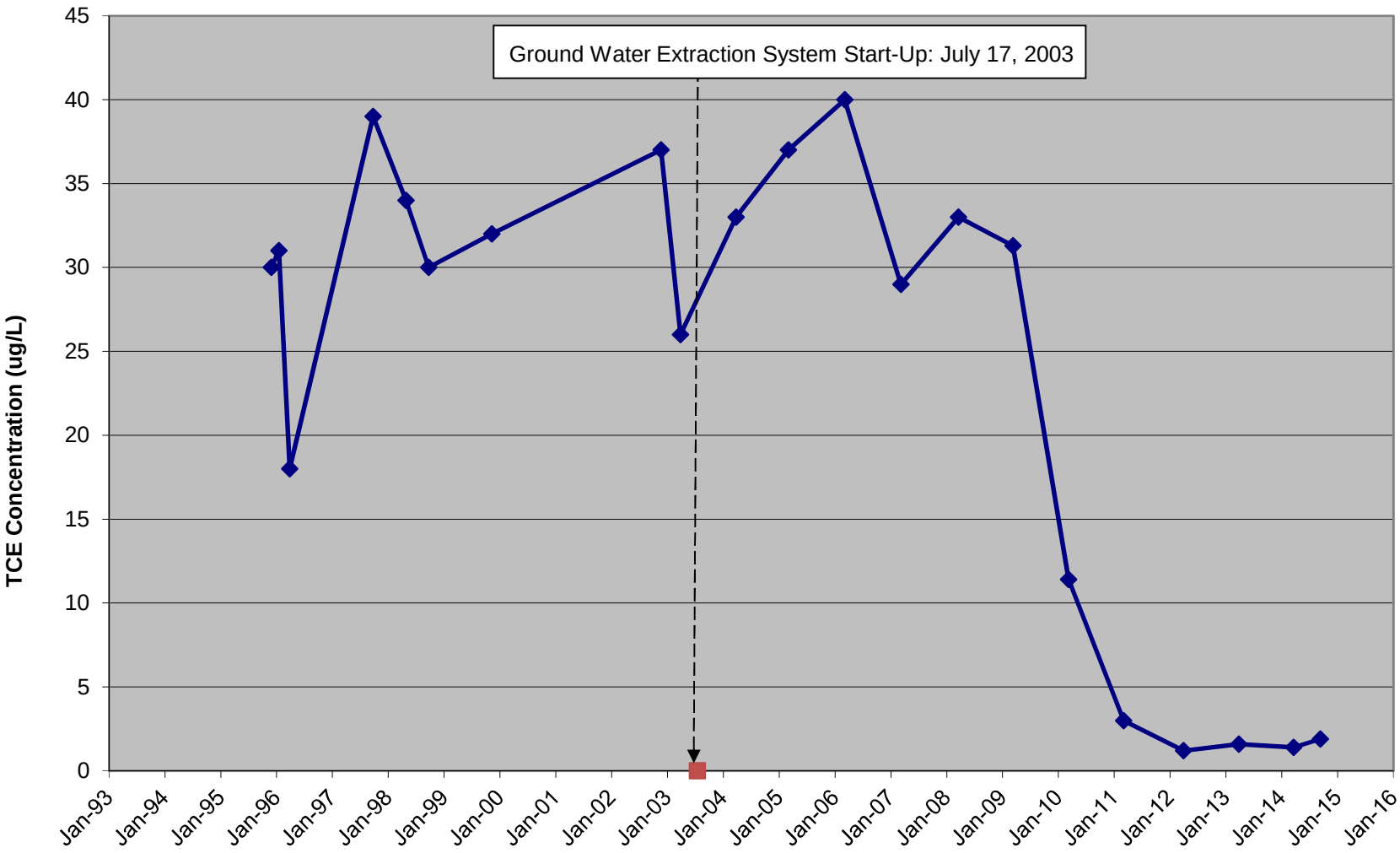

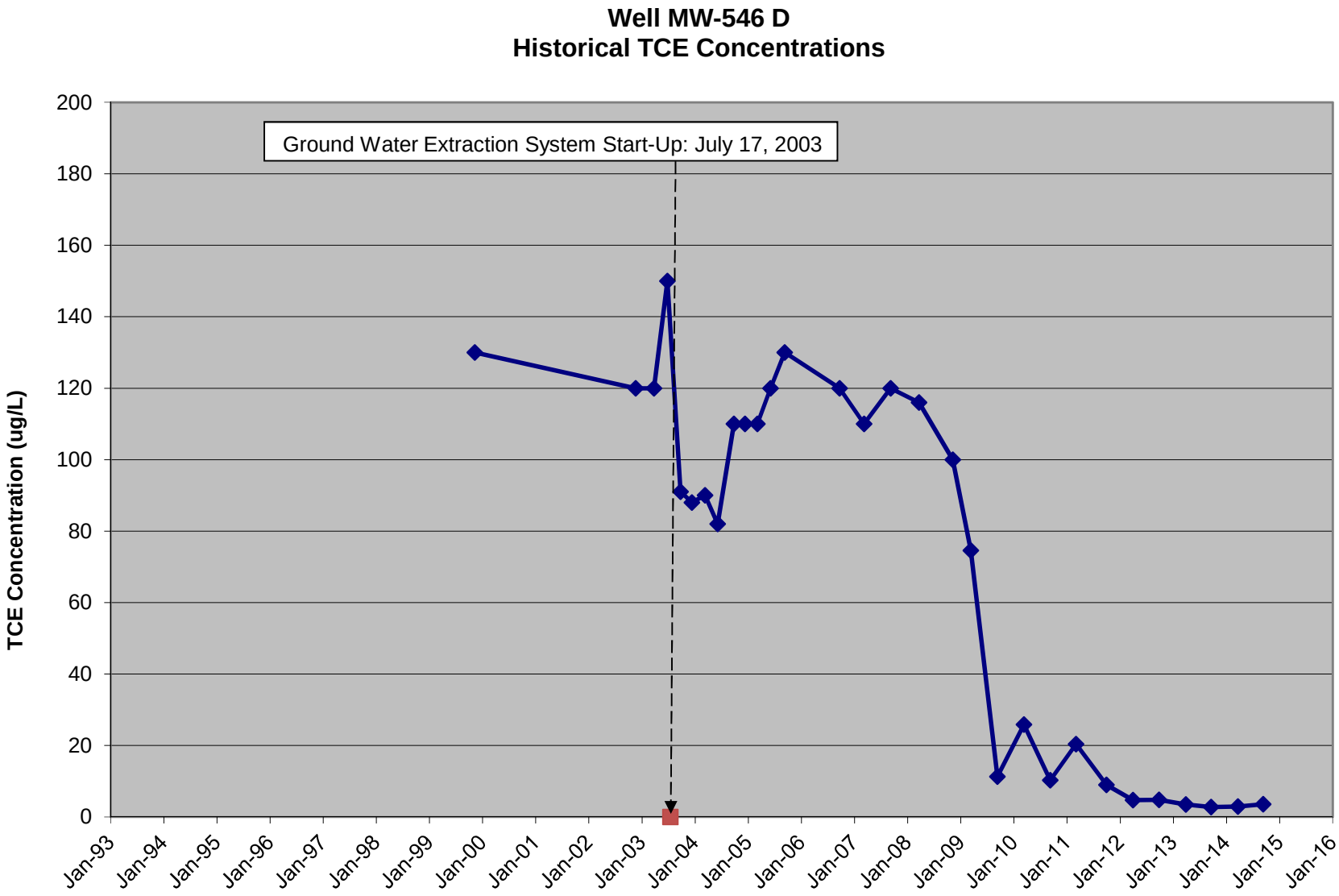
Well MW-546 D
Historical TCE Concentrations
Ground Water Extraction System Start-Up: July 17, 2003
TCE Concentration (ug/L)
200
180
160
140
120
100
80
60
40
20
0
Jan-93
Jan-94
Jan-95
Jan-96
Jan-97
Jan-98
Jan-99
Jan-00
Jan-01
Jan-02
Jan-03
Jan-04
Jan-05
Jan-06
Jan-07
Jan-08
Jan-09
Jan-10
Jan-11
Jan-12
Jan-13
Jan-14
Jan-15
Jan-16

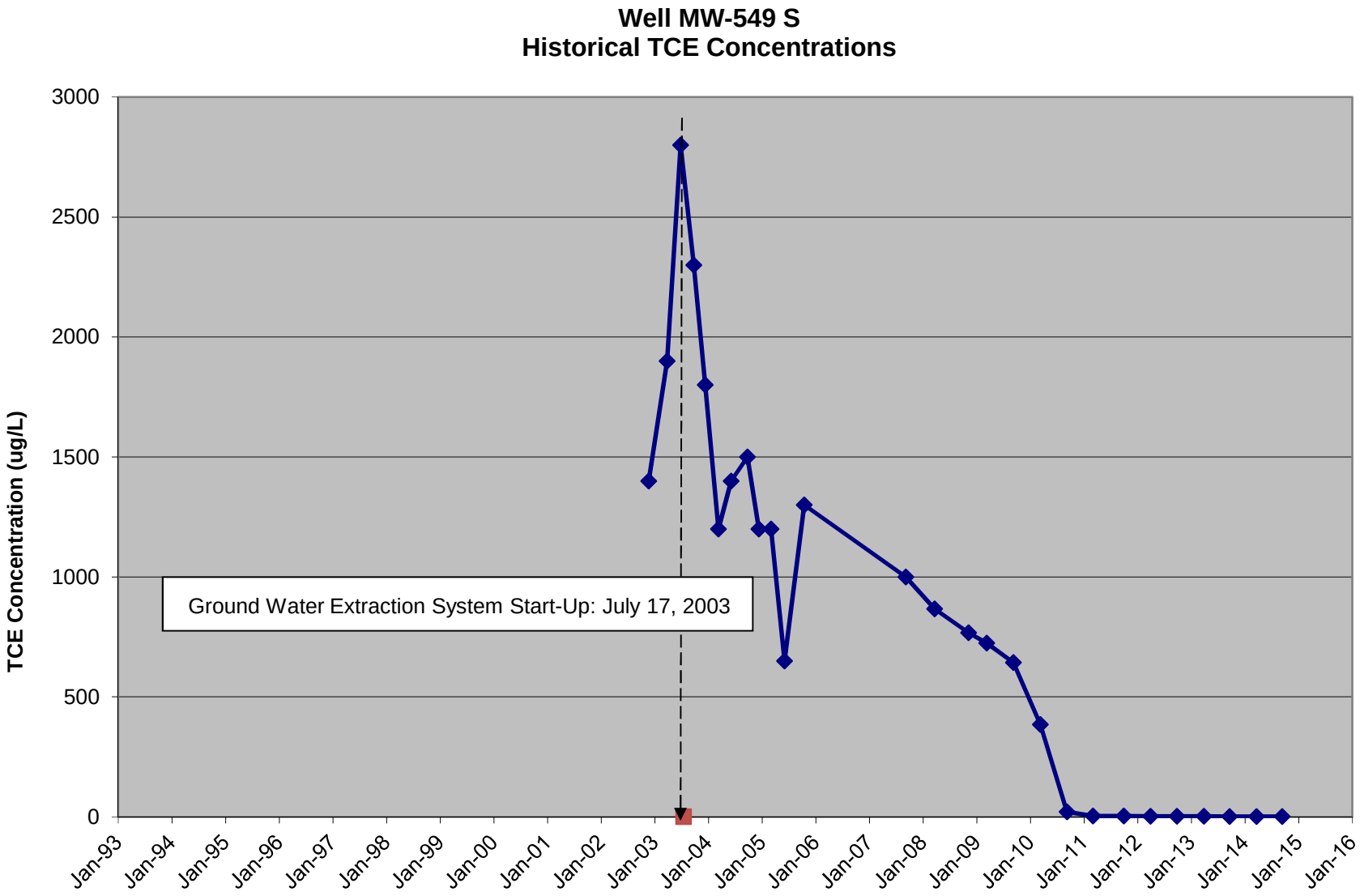
Well MW-549 S
Historical TCE Concentrations
TCE Concentration (ug/L)
3000
2500
2000
1500
1000
500
0
Ground Water Extraction System Start-Up: July 17, 2003
Jan-93
Jan-94
Jan-95
Jan-96
Jan-97
Jan-98
Jan-99
Jan-00
Jan-01
Jan-02
Jan-03
Jan-04
Jan-05
Jan-06
Jan-07
Jan-08
Jan-09
Jan-10
Jan-11
Jan-12
Jan-13
Jan-14
Jan-15
Jan-16

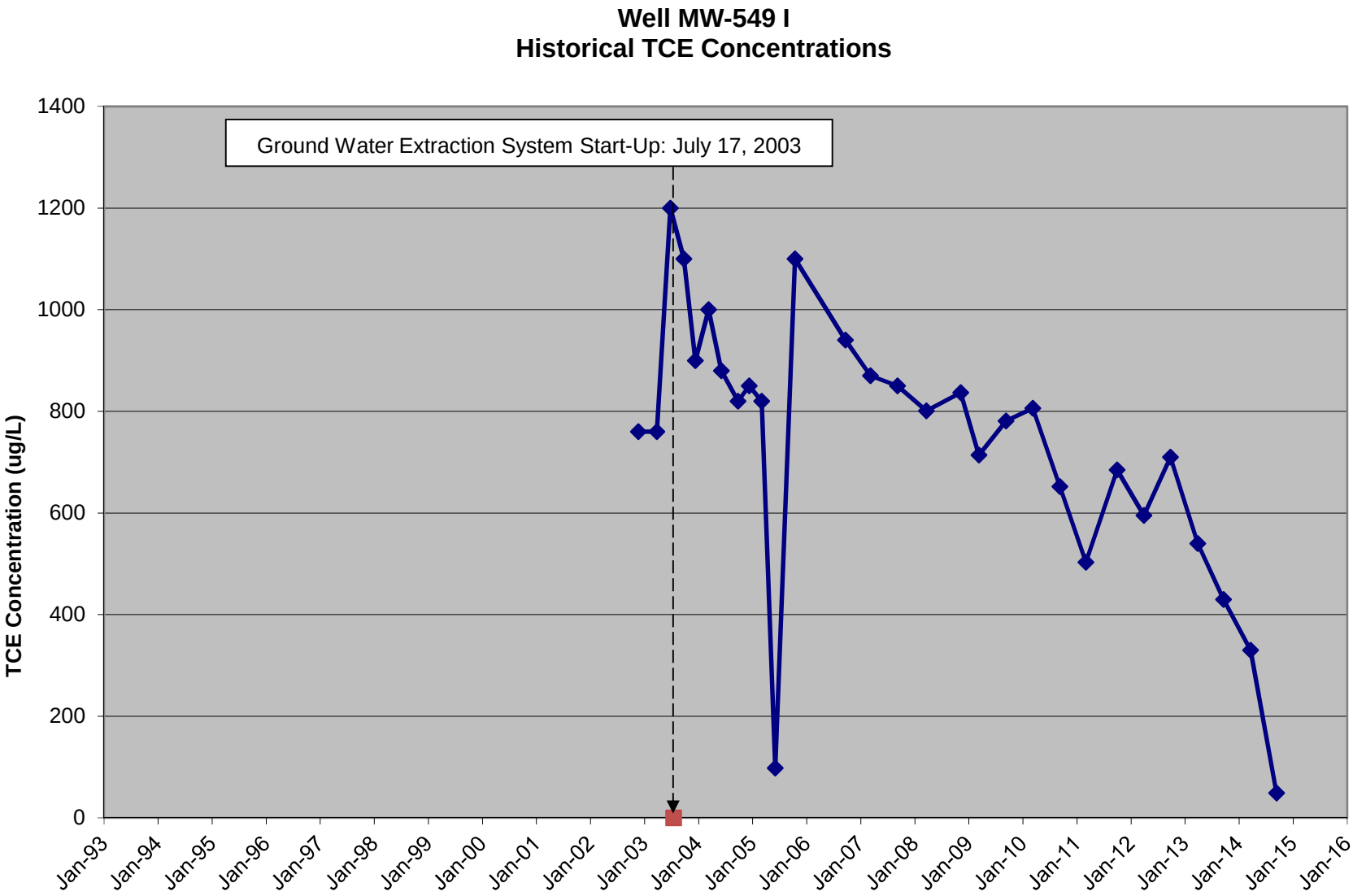
Well MW-549 I
Historical TCE Concentrations
Ground Water Extraction System Start-Up: July 17, 2003
TCE Concentration (ug/L)
1400
1200
1000
800
600
400
200
0
Jan-93
Jan-94
Jan-95
Jan-96
Jan-97
Jan-98
Jan-99
Jan-00
Jan-01
Jan-02
Jan-03
Jan-04
Jan-05
Jan-06
Jan-07
Jan-08
Jan-09
Jan-10
Jan-11
Jan-12
Jan-13
Jan-14
Jan-15
Jan-16

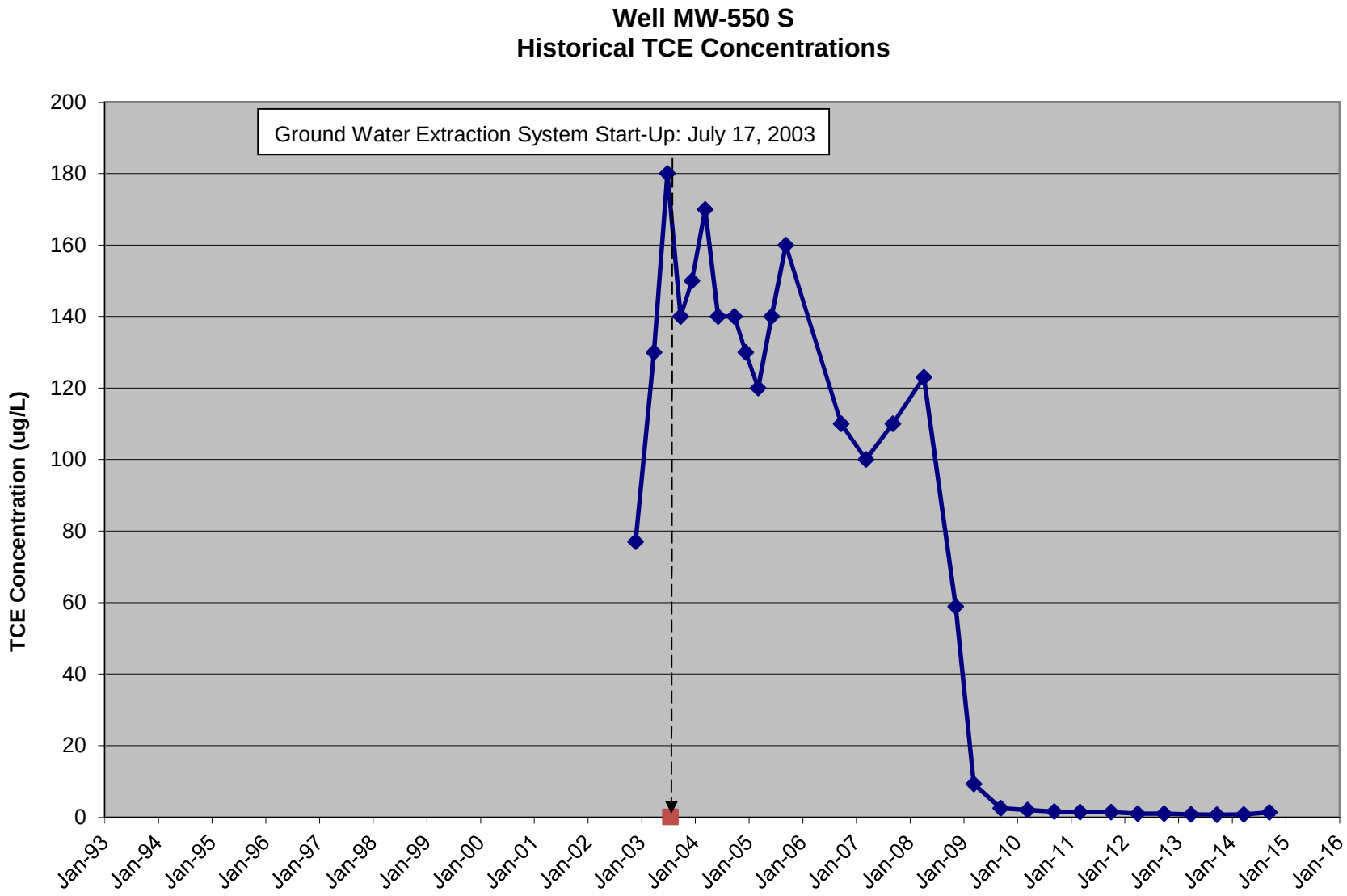
Well MW-550 S
Historical TCE Concentrations
Ground Water Extraction System Start-Up: July 17, 2003
TCE Concentration (ug/L)
200
180
160
140
120
100
80
60
40
20
0
Jan-93
Jan-94
Jan-95
Jan-96
Jan-97
Jan-98
Jan-99
Jan-00
Jan-01
Jan-02
Jan-03
Jan-04
Jan-05
Jan-06
Jan-07
Jan-08
Jan-09
Jan-10
Jan-11
Jan-12
Jan-13
Jan-14
Jan-15
Jan-16

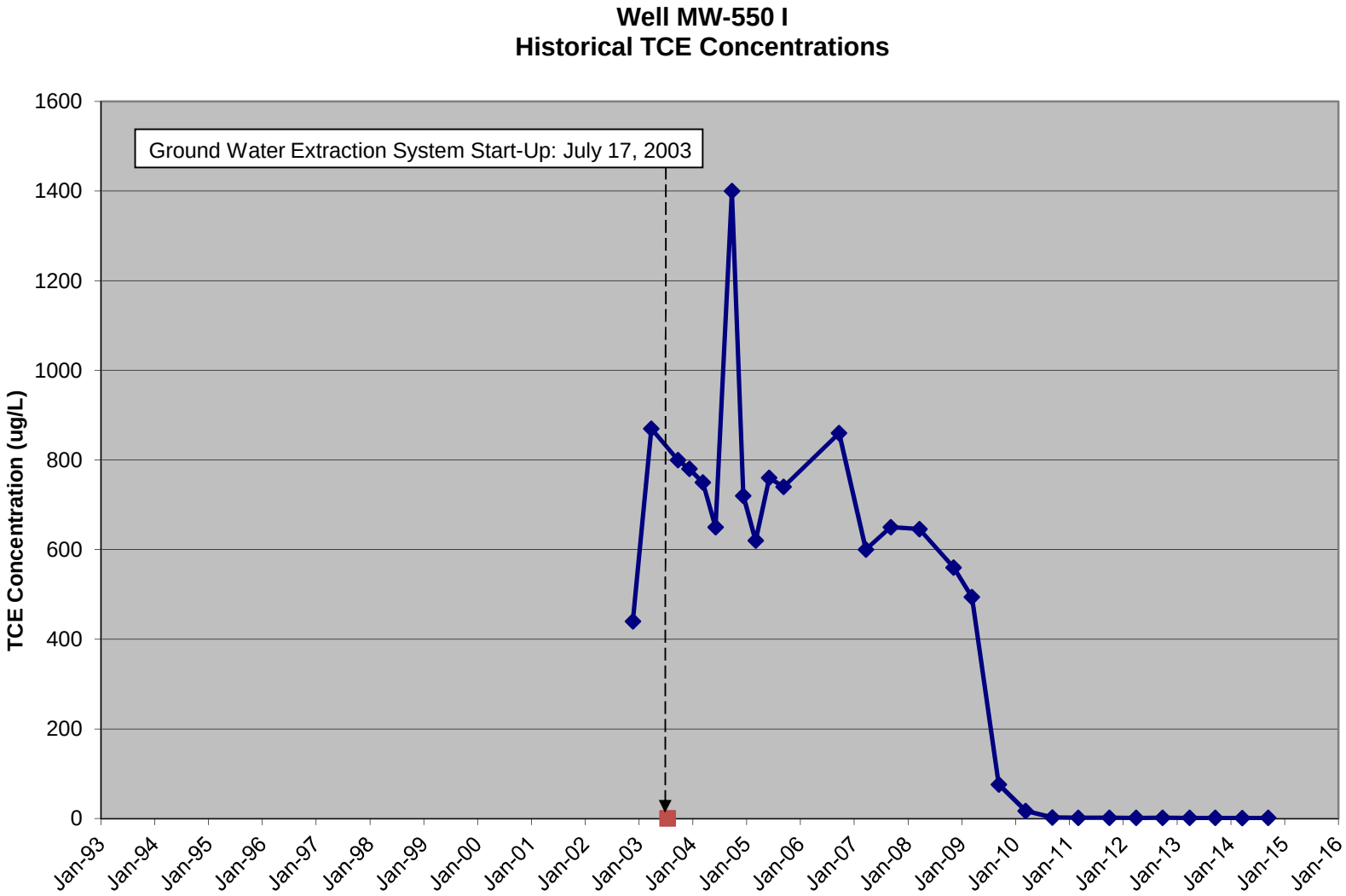
Well MW-550 I
Historical TCE Concentrations
Ground Water Extraction System Start-Up: July 17, 2003
TCE Concentration (ug/L)
1600
1400
1200
1000
800
600
400
200
0
Jan-93
Jan-94
Jan-95
Jan-96
Jan-97
Jan-98
Jan-99
Jan-00
Jan-01
Jan-02
Jan-03
Jan-04
Jan-05
Jan-06
Jan-07
Jan-08
Jan-09
Jan-10
Jan-11
Jan-12
Jan-13
Jan-14
Jan-15
Jan-16

Well PZ-522 S
Historical TCE Concentrations

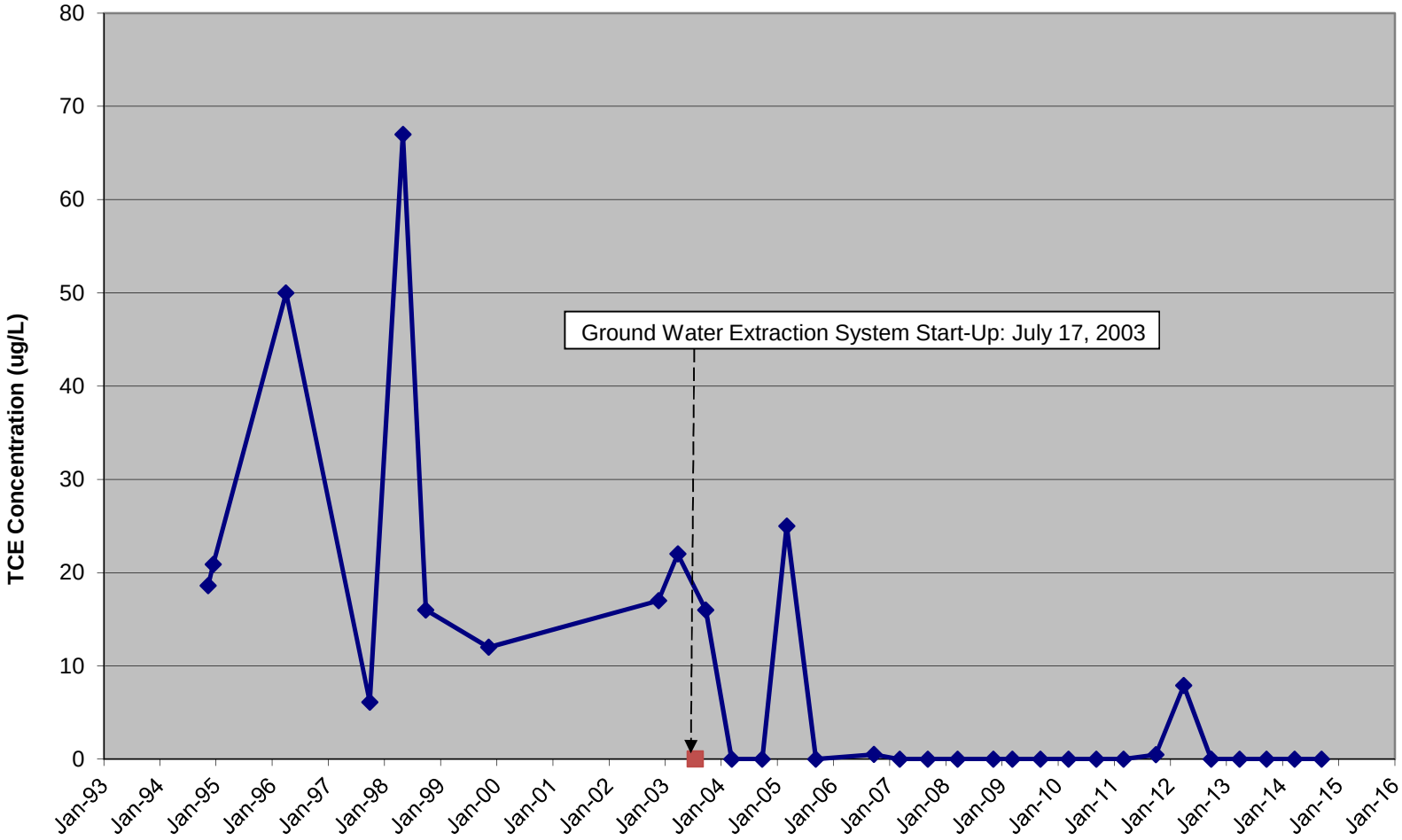

Well PZ-522 I
Historical TCE Concentrations

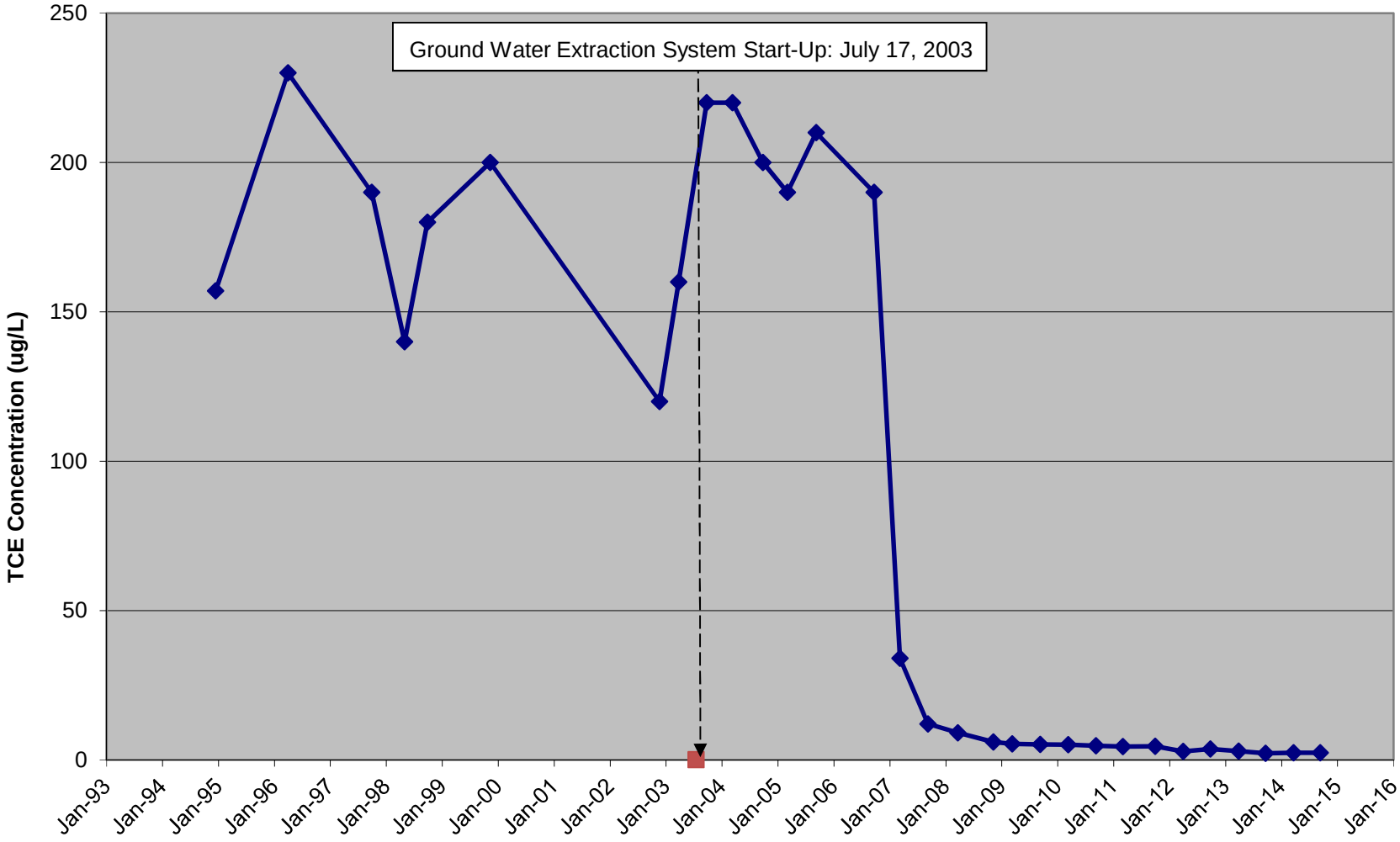

Well PZ-522 D
Historical TCE Concentrations

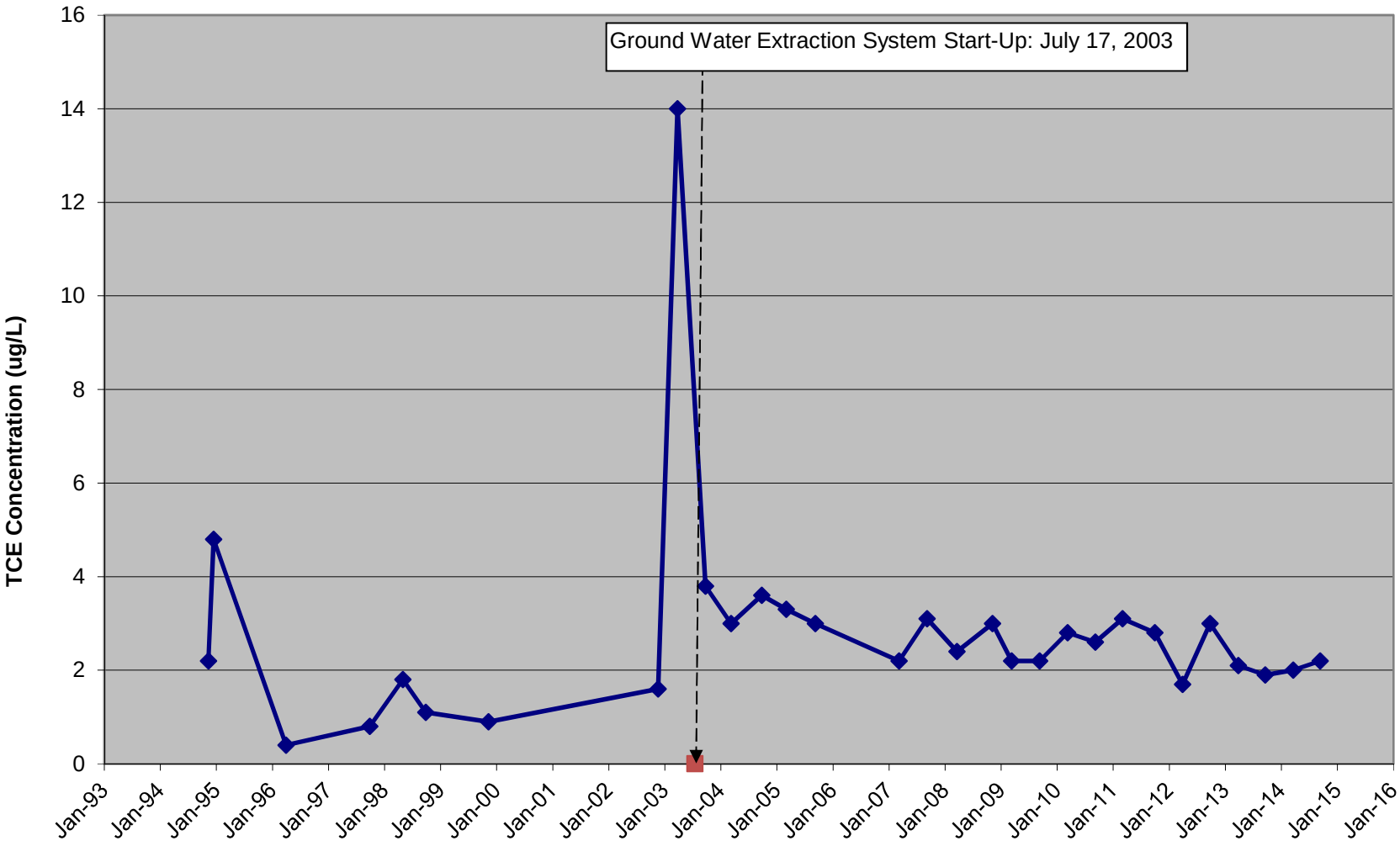

APPENDIX J — STREAM SAMPLING FIELD MEASUREMENTS

SURFACE WATER SAMPLING FORM

TETRA TECH

Sample Location SW-1
Project Name Lockheed Martin - Former LEC Site
Project Number 117-0507.600.02

Sample Date 3/21/2014
Weather Sunny, 30's
Sampled By Roy Wagner/Andrew Kelly

WATER QUALITY MEASUREMENTS

Time (HH:MM)	Temp (^{0} C)	pH (pH units)	D.O. (mg/L)	Cond. (mS/cm)	Turbidity (NTU)
10:08	5.61	7.38	21.85	1.12	0.0

Water Quality Meter(s) Type/Serial #: Horiba U-52 Serial # 21217

FLOW RATE

Flow Rate Method Visual Estimate
Flow Rate Meter Type/Serial #
Flow Direction (Approx.) SW
Flow Comments

Measurement #1

Time (HH:MM)	Rate (ft/sec)
10:12	1

Measurement #2

Time (HH:MM)	Rate (ft/sec)

Measurement #3

Time (HH:MM)	Rate (ft/sec)

SAMPLE INFORMATION

Sample Field ID SW-1
Sampling Time 10:10
Sampling Method Grab

Lab Analysis TCL VOC+15, SW-846 Method 8260B

Water Depth 0.45'
Color None
Clarity Good
Odor None
Sheen None

Comments: Soft bottom

SURFACE WATER SAMPLING FORM

TETRA TECH

Sample Location SW-2
Project Name Lockheed Martin - Former LEC Site
Project Number 117-0507.600.02

Sample Date 3/21/2014
Weather Sunny, 30's
Sampled By Roy Wagner/Andrew Kelly

WATER QUALITY MEASUREMENTS

Time (HH:MM)	Temp (^{0} C)	pH (pH units)	D.O. (mg/L)	Cond. (mS/cm)	Turbidity (NTU)
9:55	5.7	7.14	9.37	1.14	11.6

Water Quality Meter(s) Type/Serial #: Horiba U-52 Serial # 21217

FLOW RATE

Flow Rate Method Visual Estimate
Flow Rate Meter Type/Serial #
Flow Direction (Approx.) SW
Flow Comments

Measurement #1

Time (HH:MM)	Rate (ft/sec)
9:57	1

Measurement #2

Time (HH:MM)	Rate (ft/sec)

Measurement #3

Time (HH:MM)	Rate (ft/sec)

SAMPLE INFORMATION

Sample Field ID SW-2
Sampling Time 9:55
Sampling Method Grab

Lab Analysis TCL VOC+15, SW-846 Method 8260B

Water Depth 0.25'
Color None
Clarity Clear
Odor None
Sheen None

Comments:

SURFACE WATER SAMPLING FORM

TETRA TECH

Sample Location SW-3
Project Name Lockheed Martin - Former LEC Site
Project Number 117-0507.600.02

Sample Date 3/21/2014
Weather Sunny, 30's
Sampled By Roy Wagner/Andrew Kelly

WATER QUALITY MEASUREMENTS

Time (HH:MM)	Temp (^{0} C)	pH (pH units)	D.O. (mg/L)	Cond. (mS/cm)	Turbidity (NTU)
9:38	5.52	7.22	9.51	1.08	0

Water Quality Meter(s) Type/Serial #: Horiba U-52 Serial # 21217

FLOW RATE

Flow Rate Method Visual Estimate
Flow Rate Meter Type/Serial #
Flow Direction (Approx.) SW
Flow Comments

Measurement #1

Time (HH:MM)	Rate (ft/sec)
9:36	1

Measurement #2

Time (HH:MM)	Rate (ft/sec)

Measurement #3

Time (HH:MM)	Rate (ft/sec)

SAMPLE INFORMATION

Sample Field ID SW-3
Sampling Time 9:40
Sampling Method Grab

Lab Analysis TCL VOC+15, SW-846 Method 8260B

Water Depth 0.49'
Color None
Clarity Good
Odor None
Sheen None

Comments:

SURFACE WATER SAMPLING FORM

TETRA TECH

Sample Location SW-4
Project Name Lockheed Martin - Former LEC Site
Project Number 117-0507.600.02

Sample Date 3/21/2014
Weather Sunny, 30's
Sampled By Roy Wagner/Andrew Kelly

WATER QUALITY MEASUREMENTS

Time (HH:MM)	Temp (^{0} C)	pH (pH units)	D.O. (mg/L)	Cond. (mS/cm)	Turbidity (NTU)
9:12	6.02	7.04	10.37	1.11	0

Water Quality Meter(s) Type/Serial #: Horiba U-52 Serial # 21217

FLOW RATE

Flow Rate Method Visual Estimate
Flow Rate Meter Type/Serial #
Flow Direction (Approx.) SW
Flow Comments

Measurement #1

Time (HH:MM)	Rate (ft/sec)
9:10	1

Measurement #2

Time (HH:MM)	Rate (ft/sec)

Measurement #3

Time (HH:MM)	Rate (ft/sec)

SAMPLE INFORMATION

Sample Field ID SW-4
Sampling Time 9:15
Sampling Method Grab

Lab Analysis TCL VOC+15, SW-846 Method 8260B

Water Depth 0.50'
Color Clear
Clarity Clear
Odor No
Sheen No

Comments:

SURFACE WATER SAMPLING FORM

TETRA TECH

Sample Location SW-1
Project Name Lockheed Martin - Former LEC Site
Project Number 117-0507.600.02

Sample Date 9/11/2014
Weather Partly cloudy, 80's
Sampled By Roy Wagner/Andrew Kelly

WATER QUALITY MEASUREMENTS

Time (HH:MM)	Temp (^{0} C)	pH (pH units)	D.O. (mg/L)	Cond. (mS/cm)	Turbidity (NTU)
15:00	22.89	6.90	5.42	0.988	3.3

Water Quality Meter(s) Type/Serial #: Horiba U-52 Serial # 21220
Lamotte 2020 Serial # 19252

FLOW RATE

Flow Rate Method Visual Estimate
Flow Rate Meter Type/Serial # not applicable
Flow Direction (Approx.) SW
Flow Comments timed with floating fishing bobber, water was stagnet, no movemer

Measurement #1

Time (HH:MM)	Rate (ft/sec)
15:05	0.0

Measurement #2

Time (HH:MM)	Rate (ft/sec)

Measurement #3

Time (HH:MM)	Rate (ft/sec)

SAMPLE INFORMATION

Sample Field ID SW-1
Sampling Time 15:05
Sampling Method Grab

Lab Analysis TCL VOC+15, SW-846 Method 8260B

Water Depth 4"
Color Clear
Clarity Clear
Odor None
Sheen None

Comments:

SURFACE WATER SAMPLING FORM

TETRA TECH

Sample Location SW-2
Project Name Lockheed Martin - Former LEC Site
Project Number 117-0507.600.02

Sample Date 9/11/2014
Weather Partly cloudy, 80's
Sampled By Roy Wagner/Andrew Kelly

WATER QUALITY MEASUREMENTS

Time (HH:MM)	Temp (^{0} C)	pH (pH units)	D.O. (mg/L)	Cond. (mS/cm)	Turbidity (NTU)
15:15	22.04	7.44	6.5	0.886	1.07

Water Quality Meter(s) Type/Serial #: Horiba U-52 Serial # 21220
Lamotte 2020 Serial # 19252

FLOW RATE

Flow Rate Method Visual Estimate
Flow Rate Meter Type/Serial # not applicable
Flow Direction (Approx.) SW
Flow Comments timed with floating fishing bobber

Measurement #1

Time (HH:MM)	Rate (ft/sec)
15:15	0.5

Measurement #2

Time (HH:MM)	Rate (ft/sec)

Measurement #3

Time (HH:MM)	Rate (ft/sec)

SAMPLE INFORMATION

Sample Field ID SW-2
Sampling Time 15:20
Sampling Method Grab

Lab Analysis TCL VOC+15, SW-846 Method 8260B

Water Depth 6"
Color Clear
Clarity Clear
Odor None
Sheen None

Comments:

SURFACE WATER SAMPLING FORM

TETRA TECH

Sample Location SW-3
Project Name Lockheed Martin - Former LEC Site
Project Number 117-0507.600.02

Sample Date 9/11/2014
Weather Partly cloudy, 80's
Sampled By Roy Wagner/Andrew Kelly

WATER QUALITY MEASUREMENTS

Time (HH:MM)	Temp (^{0} C)	pH (pH units)	D.O. (mg/L)	Cond. (mS/cm)	Turbidity (NTU)
15:25	22.27	7.55	4.61	0.94	4.8

Water Quality Meter(s) Type/Serial #: Horiba U-52 Serial # 21220
Lamotte 2020 Serial # 19252

FLOW RATE

Flow Rate Method Visual Estimate
Flow Rate Meter Type/Serial # not applicable
Flow Direction (Approx.) SW
Flow Comments timed with floating fishing bobber

Measurement #1

Time (HH:MM)	Rate (ft/sec)
15:25	0.5

Measurement #2

Time (HH:MM)	Rate (ft/sec)

Measurement #3

Time (HH:MM)	Rate (ft/sec)

SAMPLE INFORMATION

Sample Field ID SW-3
Sampling Time 15:30
Sampling Method Grab

Lab Analysis TCL VOC+15, SW-846 Method 8260B

Water Depth 3"
Color Clear
Clarity Clear
Odor None
Sheen None

Comments:

SURFACE WATER SAMPLING FORM

TETRA TECH

Sample Location SW-4
Project Name Lockheed Martin - Former LEC Site
Project Number 117-0507.600.02

Sample Date 9/11/2014
Weather Partly cloudy, 80's
Sampled By Roy Wagner/Andrew Kelly

WATER QUALITY MEASUREMENTS

Time (HH:MM)	Temp (^{0} C)	pH (pH units)	D.O. (mg/L)	Cond. (mS/cm)	Turbidity (NTU)
15:40	22.77	7.52	4.45	0.869	1.11

Water Quality Meter(s) Type/Serial #: Horiba U-52 Serial # 21220
Lamotte 2020 Serial # 19252

FLOW RATE

Flow Rate Method Visual Estimate
Flow Rate Meter Type/Serial # not applicable
Flow Direction (Approx.) SW
Flow Comments timed with floating fishing bobber

Measurement #1

Time (HH:MM)	Rate (ft/sec)
15:40	0.5

Measurement #2

Time (HH:MM)	Rate (ft/sec)

Measurement #3

Time (HH:MM)	Rate (ft/sec)

SAMPLE INFORMATION

Sample Field ID SW-4
Sampling Time 15:45
Sampling Method Grab

Lab Analysis TCL VOC+15, SW-846 Method 8260B

Water Depth 4"
Color Clear
Clarity Clear
Odor None
Sheen None

Comments: Duplicate s

APPENDIX K — PLOTS OF TCE CONCENTRATION VERSUS TIME FOR STREAM LOCATIONS

Historical TCE concentrations at Stream Location SW-1

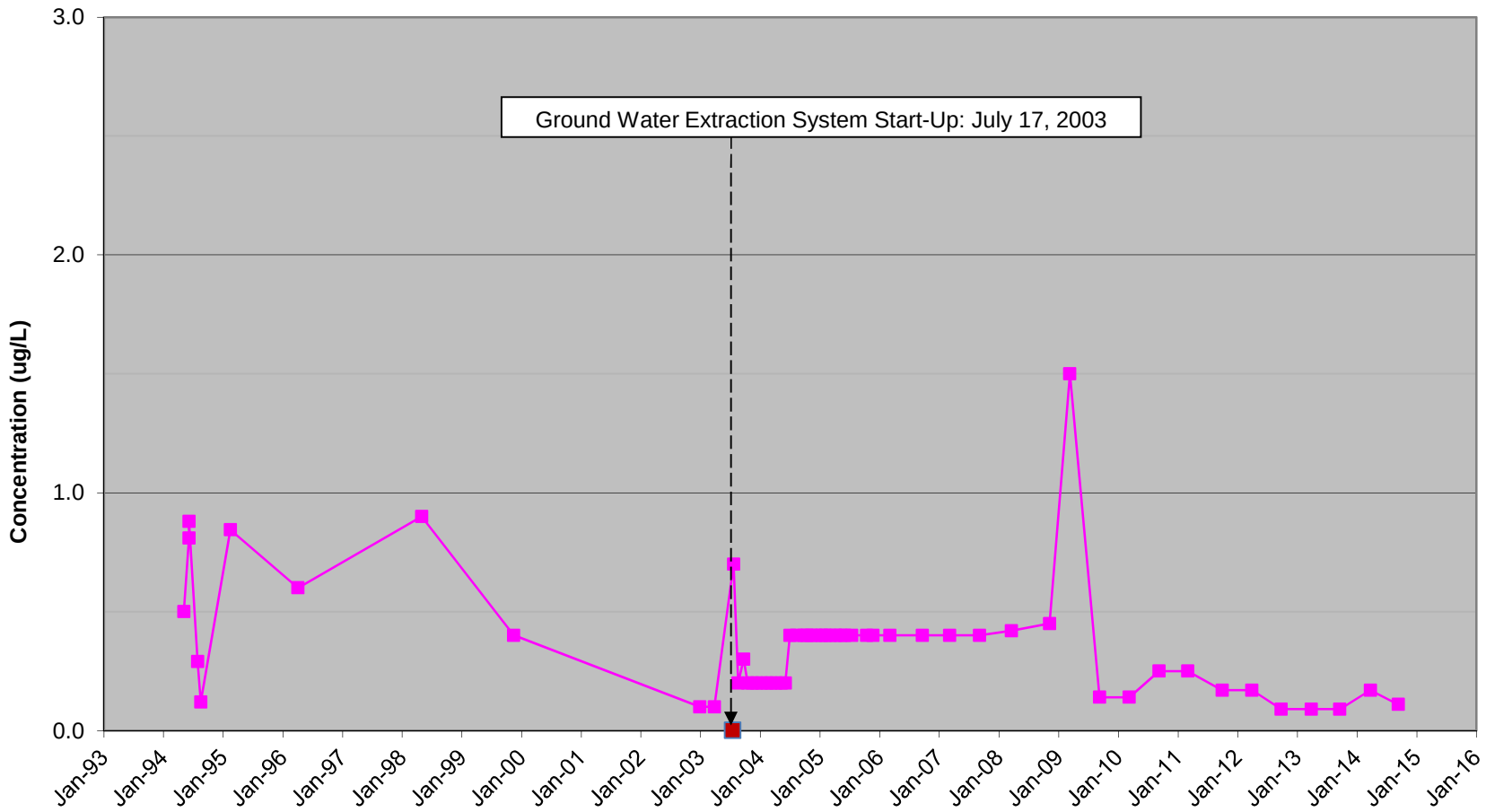

Historical TCE concentrations at Stream Location SW-2

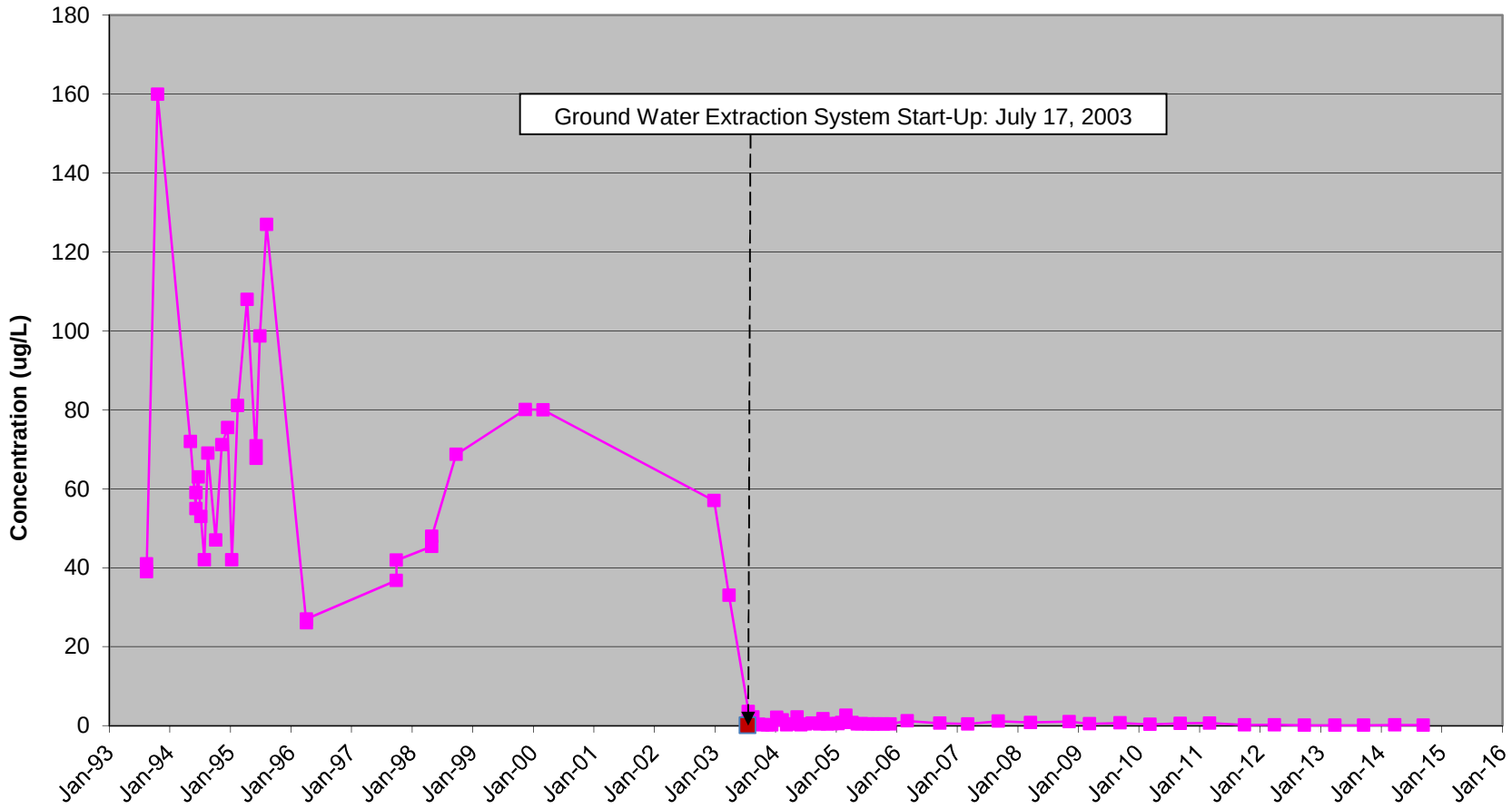

Historical TCE concentrations at Stream Location SW-3

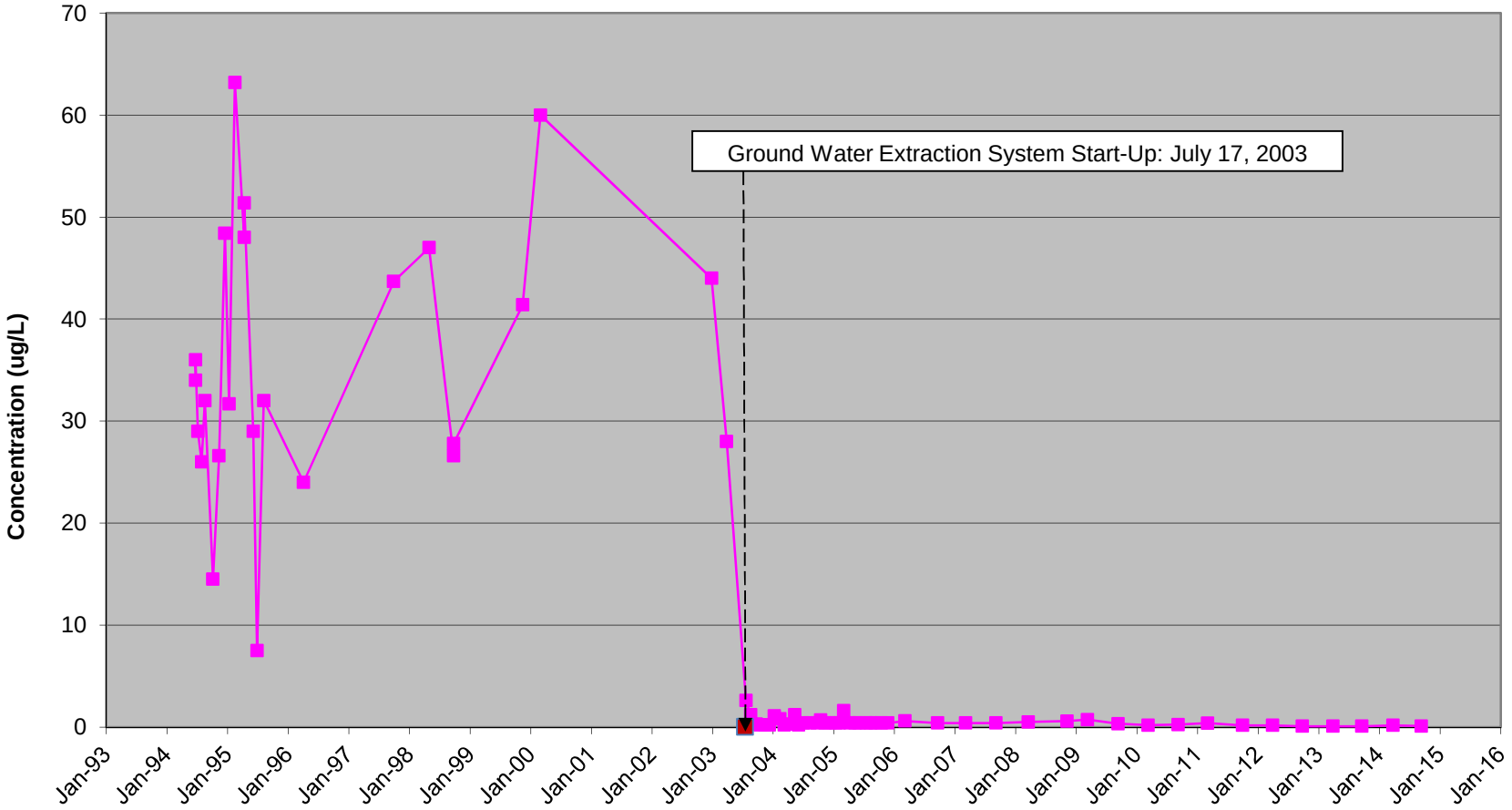

Historical TCE concentrations at Stream Location SW-4

